

Study Session and Business Meeting

Tuesday, June 13, 2023 Mountain Time

JATC South Campus (Board Conference Room), 12723 S. Park Avenue (2080 West),
Riverton, Utah 84065

1. STUDY SESSION – OPEN MEETING - 4:00 p.m.

1.A. Portrait of a Graduate Follow-Up Discussion

Speaker (s) : Dr. Anthony Godfrey, Superintendent of Schools; and Ms. Carolyn Gough, Administrator of Teaching & Learning

1.B. Review of Request for Proposal (RFP) for Literacy Instructional Materials

Speaker (s) : Dr. Anthony Godfrey, Superintendent of Schools; and Ms. Carolyn Gough, Administrator of Teaching & Learning

1.C. Review of Updates and Revisions to Non-negotiated Policies

- 1) A3B District Advisory Council - Education Support Professionals
- 2) A10 Departmental Advisory Council - Education Support Professionals
- 3) DP307 Staff Selection, Promotion, and Salary Placement - Education Support Professionals
- 4) DP318 Resignations - Licensed
- 5) DP318A Resignations - Administration
- 6) DP338 Licensed Employees Elected to Public Office
- 7) DP380 Maternity/Parent Leave

Speaker (s) : Dr. Anthony Godfrey, Superintendent of Schools; and Mr. John Larsen, Business Administrator

1.D. Discussion on Busing for the Western Springs Development

Speaker (s) : Ms. Tracy Miller, Board President; and Mr. John Larsen, Business Administrator

1.E. Report on Buildings and Enrollment Impacting the Ongoing Building Plan

Speaker (s) : Ms. Marilyn Richards, Chair, Facilities Committee; Mr. Scott Thomas, Administrator of Auxiliary Services; Mr. Dave Rostrom, Director, Facility Services; and Mr. Scott Festin, Planning & Enrollment Consultant, Student Services

2. BUDGET HEARING FOR THE 2023-24 SCHOOL YEAR - 6:00 p.m.

2.A. Pledge of Allegiance

Speaker (s) : Mr. Scott Thomas

2.B. Reverence	Speaker (s) : Dr. Michael Anderson, Associate Superintendent
2.C. Budget Presentation	Speaker (s) : Dr. Anthony Godfrey, Superintendent; and Mr. John Larsen, Business Administrator
2.D. Patron Comments	
2.E. Action by Board of Education on Budget Adoption	
3. <u>GENERAL SESSION - OPEN MEETING</u> - 6:30 p.m.	
3.A. Resolutions of Appreciation	
3.B. Board Member Recognitions	
4. Public Comments	
5. General Business - Motion to Approve Consent Agenda Items	
5.A. Board Minutes	
5.B. Mountain Point Elementary School - 2022-23 School LAND Trust Plan Amendment	
6. General Business - Motion to Accept Consent Agenda	
6.A. Expenditures	
6.B. Financial Statements	
6.C. Personnel - Licensed and Education Support Professionals	
6.D. Recommendation to Issue Certificates for Home Instruction	
6.E. Non-compliance Report	
6.F. Fraud Risk Assessment	
7. Special Business Items	
7.A. Recommendation to Approve 2023-24 Negotiated Agreement for Licensed Employees	Speaker (s) : Ms. Tracy Miller, Board President
7.B. Recommendation to Approve 2023-24 Negotiated Agreement for Education Support Professionals	Speaker (s) : Ms. Tracy Miller, Board President
7.C. Recommendation to Approve Revisions to Non-negotiated Policies:	Speaker (s) : Mr. John Larsen, Business Administrator
<ul style="list-style-type: none"> • A3B District Advisory Council - Education Support Professionals • A10 Departmental Advisory Council - Education Support Professionals 	

- DP307 Staff Selection, Promotion, and Salary Placement - Education Support Professionals
- DP318 Resignations - Licensed
- DP318A Resignations - Administration
- DP338 Licensed Employees Elected to Public Office

7.D. DP380 Maternity/Parent Leave

8. Bids

8.A. ??????Child Development Center - Apple Computers & Licenses

8.B. Information Systems - Palo Alto New Firewall with Three-year Support and Professional Services

8.C. Special Education - Literacy Curriculum for Self-Contained Support Classroom Settings Grade K-12

8.D. Special Education - Literacy Curriculum for Resource Classroom Settings - Grades K-12

8.E. Central Warehouse - White Copier Paper

8.F. Central Warehouse - Truck Cab & Chassis

9. Information Items

10. Discussion Items

10.A. Committee Reports and Comments by Board Members

11. Motion to Adjourn to Closed Session

12. POTENTIAL CLOSED SESSION

12.A. Character and Competence of Individuals (Peronnel)

12.B. Property

12.C. Potential Litigation

12.D. Negotiations

12.E. Security

JORDAN
SCHOOL DISTRICT



BUDGET

For the Year Ending June 30, 2024

Budget Hearing: June 13, 2023

Budget Summary

- Certified tax increase
- Proposed negotiated agreements
- Construction projects
- Increased meal prices

Major Budget Variables

- Operational changes
- State revenues
- Compensation
- Enrollment
- Assessed valuation per student

Operational Changes

- Opened Oak Leaf Elementary School August 2022
- COVID-19 grants
- COVID-19 Federal free lunch program for all students ended in FY22. Regular free lunch program resumed in FY23 for qualifying students.
- Interest revenue
- Unfilled positions

State Revenues

WPU Increase \$224 (6.0%)	\$ 17,800,000
ESA Increase \$4,200	17,200,000
Local Replacement Fund (charter schools)	(20,000)
	<u>\$ 34,980,000</u>

A 1% increase to the WPU yields \$3,000,000.

HB 2 line 615 removed \$50,000,000 from the voted guarantee program. This results in the District receiving approximately \$6,000,000 less in revenue next year than anticipated.

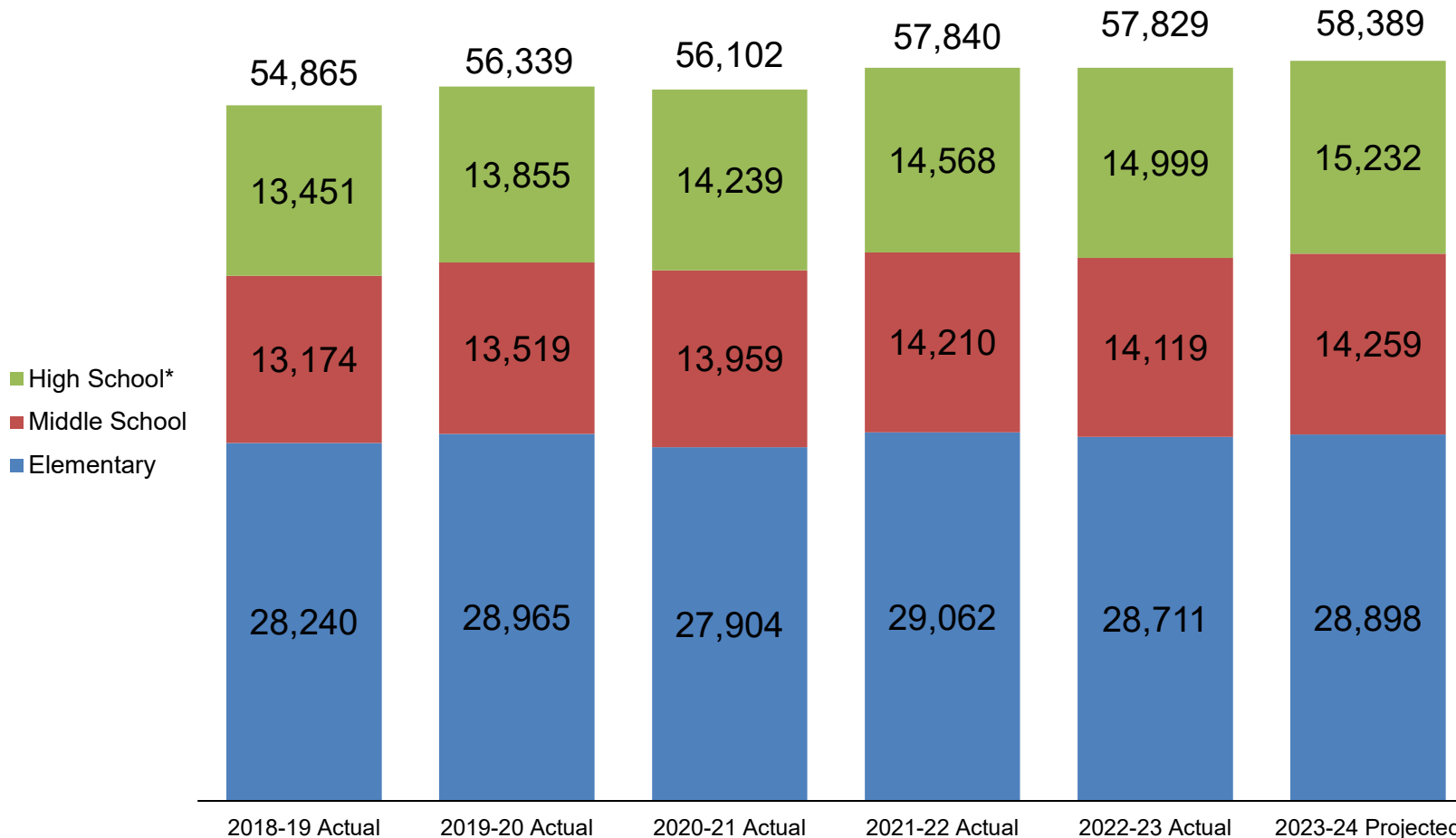
Compensation

<u>Compensation Type</u>	<u>Amount Invested</u>
Steps (salary levels)	\$ 6,600,000
Lanes (educational advancement)	900,000
Pay Increases	36,200,000
	<u>\$ 43,700,000</u>

Cost of a 1% wage increase \$4,200,000

Enrollment

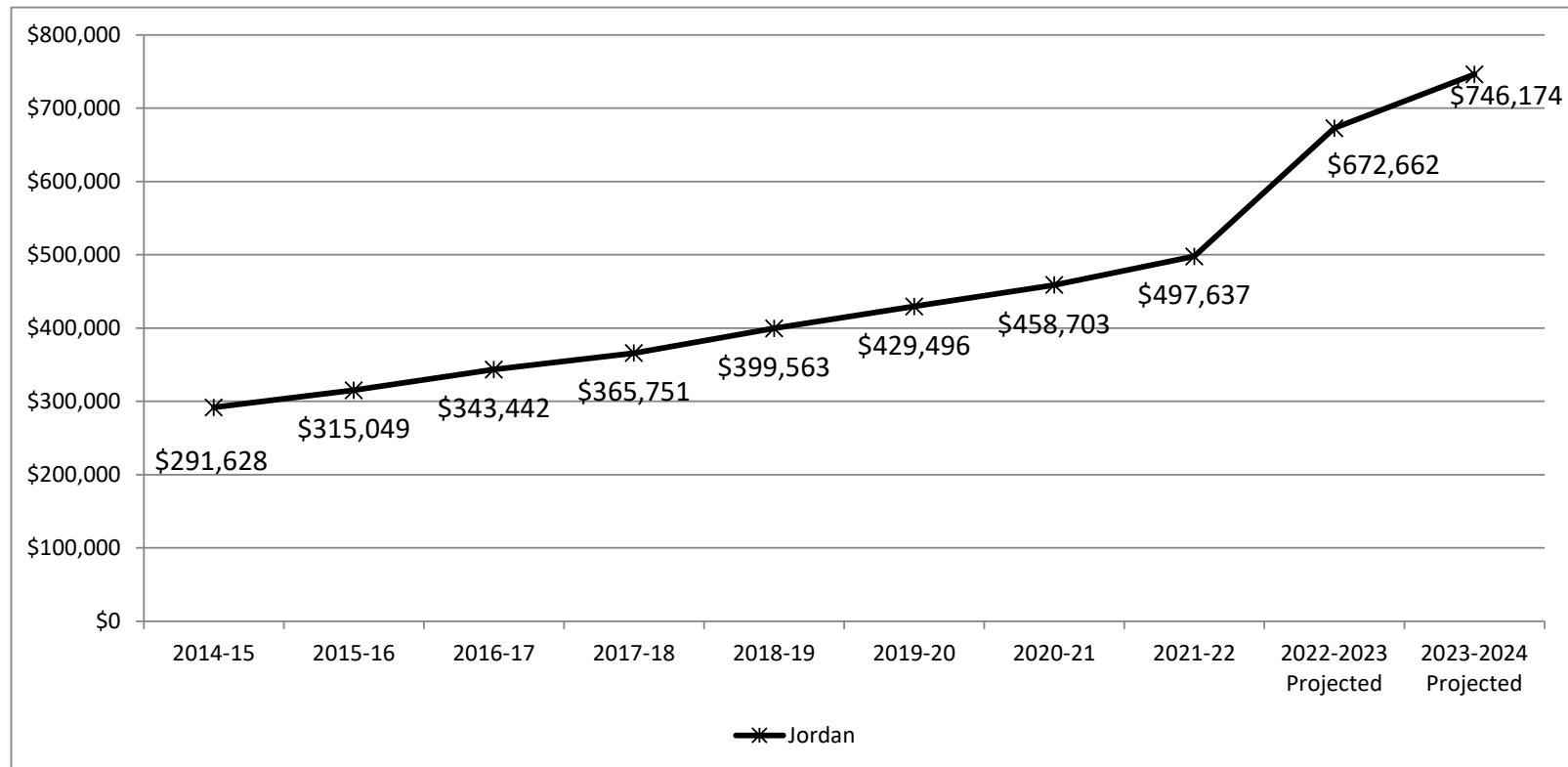
The 2023-24 projected enrollment represents an increase of 560 students (1.0%) from the October 1, 2022 enrollment



*Includes special schools enrollment

Assessed Valuation per Student

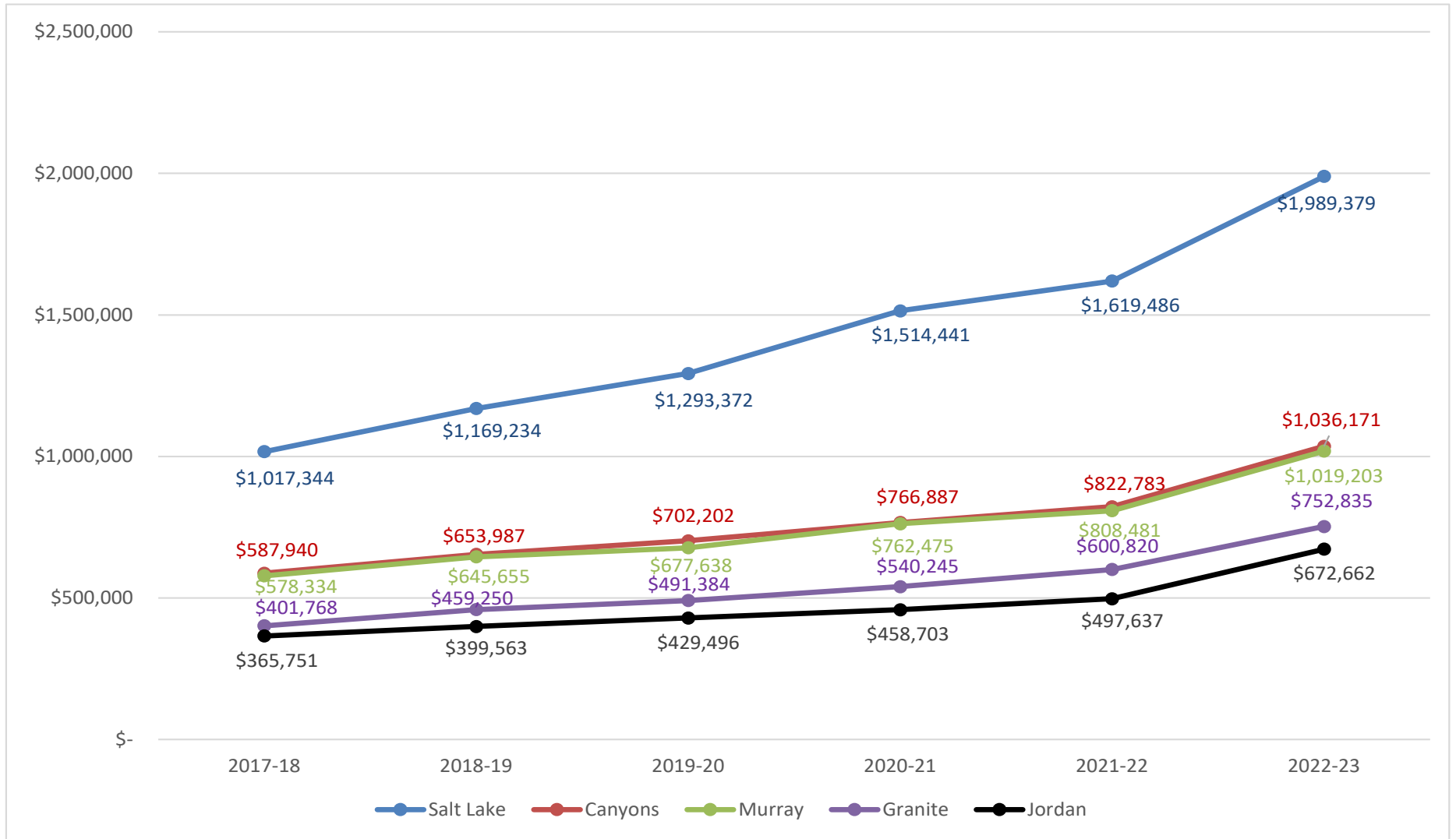
Jordan School District



Data Source for 2014-15 through 2022-23: Utah State Board of Education

Assessed Valuation per Student

School Districts in Salt Lake County Six-Year Comparison



Data Source: Utah State Board of Education

AV per Student Yield

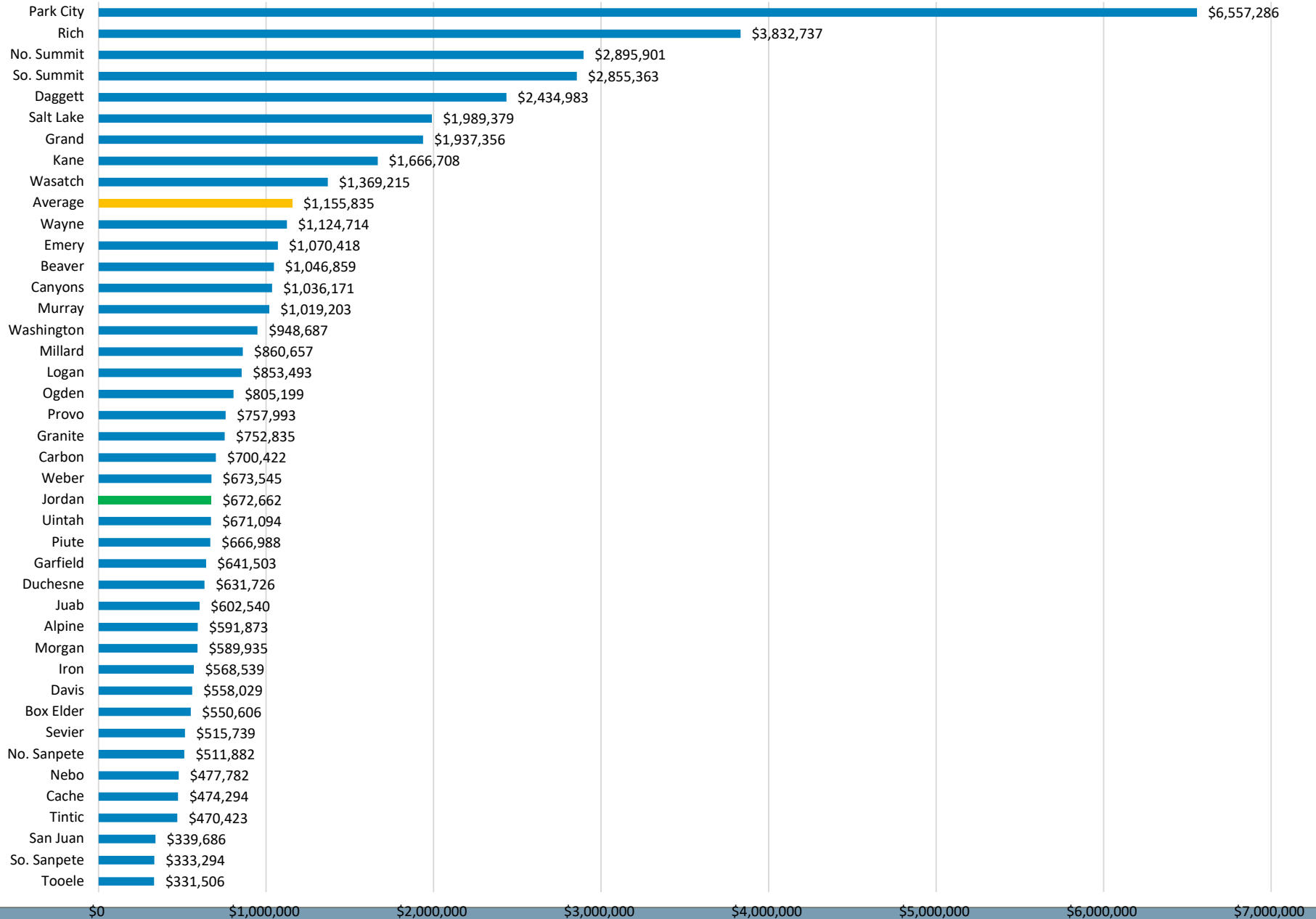
School Districts in Salt Lake County
2022-23 Comparison

	AV / Student*	0.001 Tax Yield / Student (\$55 / \$100K)	\$ Generated / Student at JSD Tax Levy 0.004316	\$ Amount / Student > JSD
Salt Lake	\$ 1,989,379	\$ 1,989	\$ 8,586	\$ 5,683
Canyons	1,036,171	1,036	4,472	1,569
Murray	1,019,203	1,019	4,399	1,496
Granite	752,835	753	3,249	346
Jordan	672,662	673	2,903	-

*Data Source: Utah State Board of Education

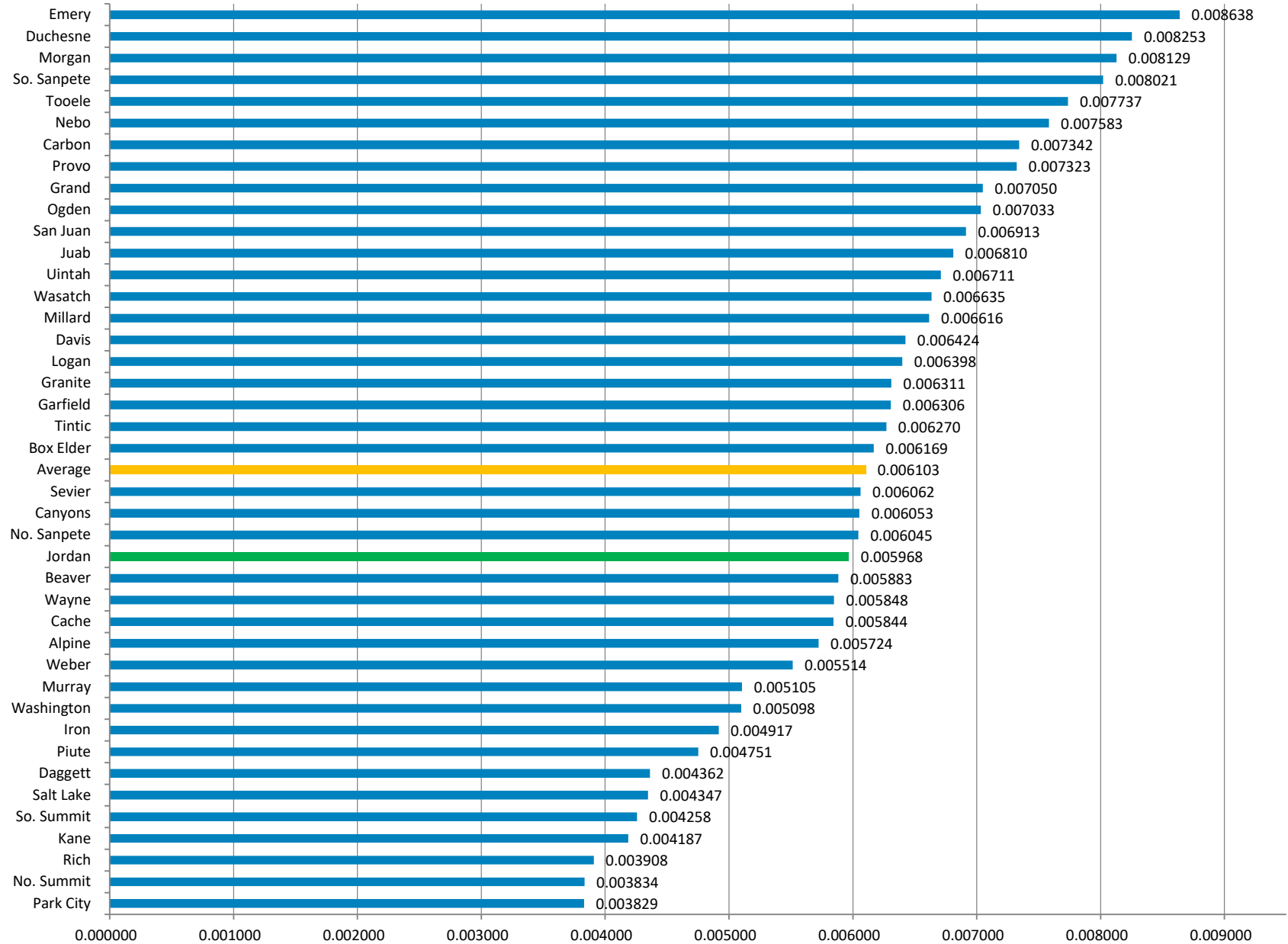
AV per Student

Statewide School Districts – 2022-23 Comparison



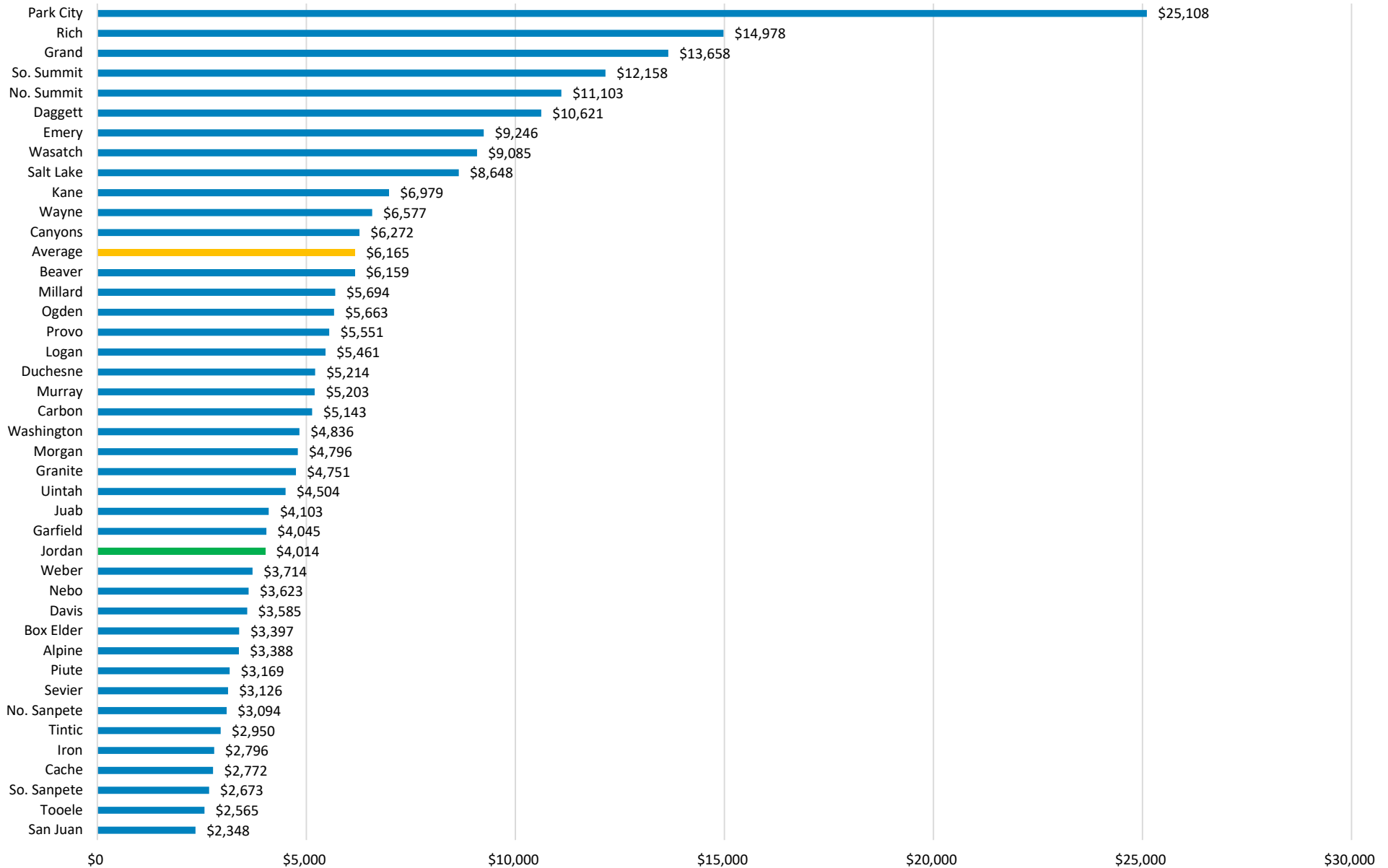
Tax Rates

Statewide School Districts – 2022-23 Comparison



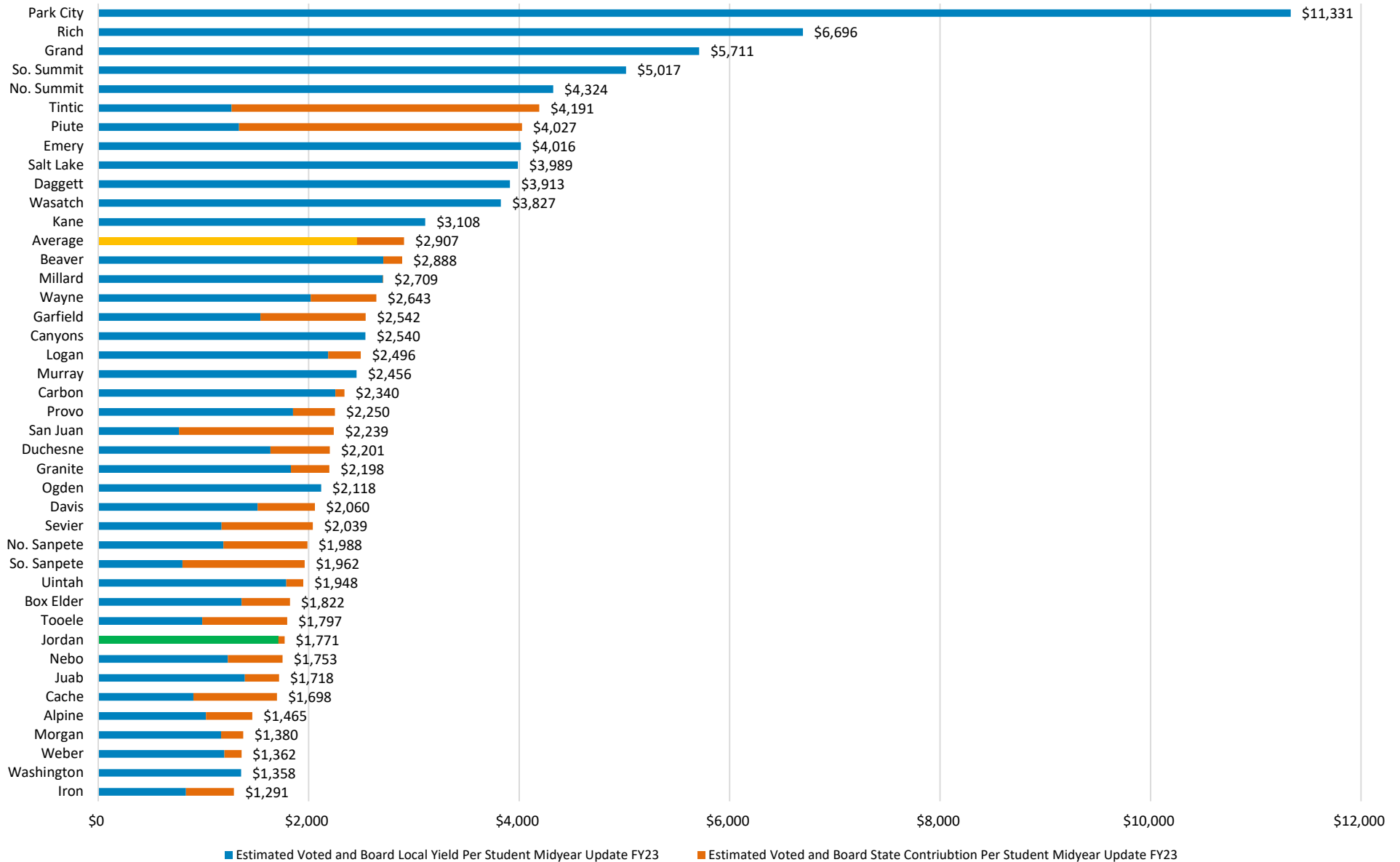
Total Tax Yield

Statewide School Districts – 2022-23 Comparison



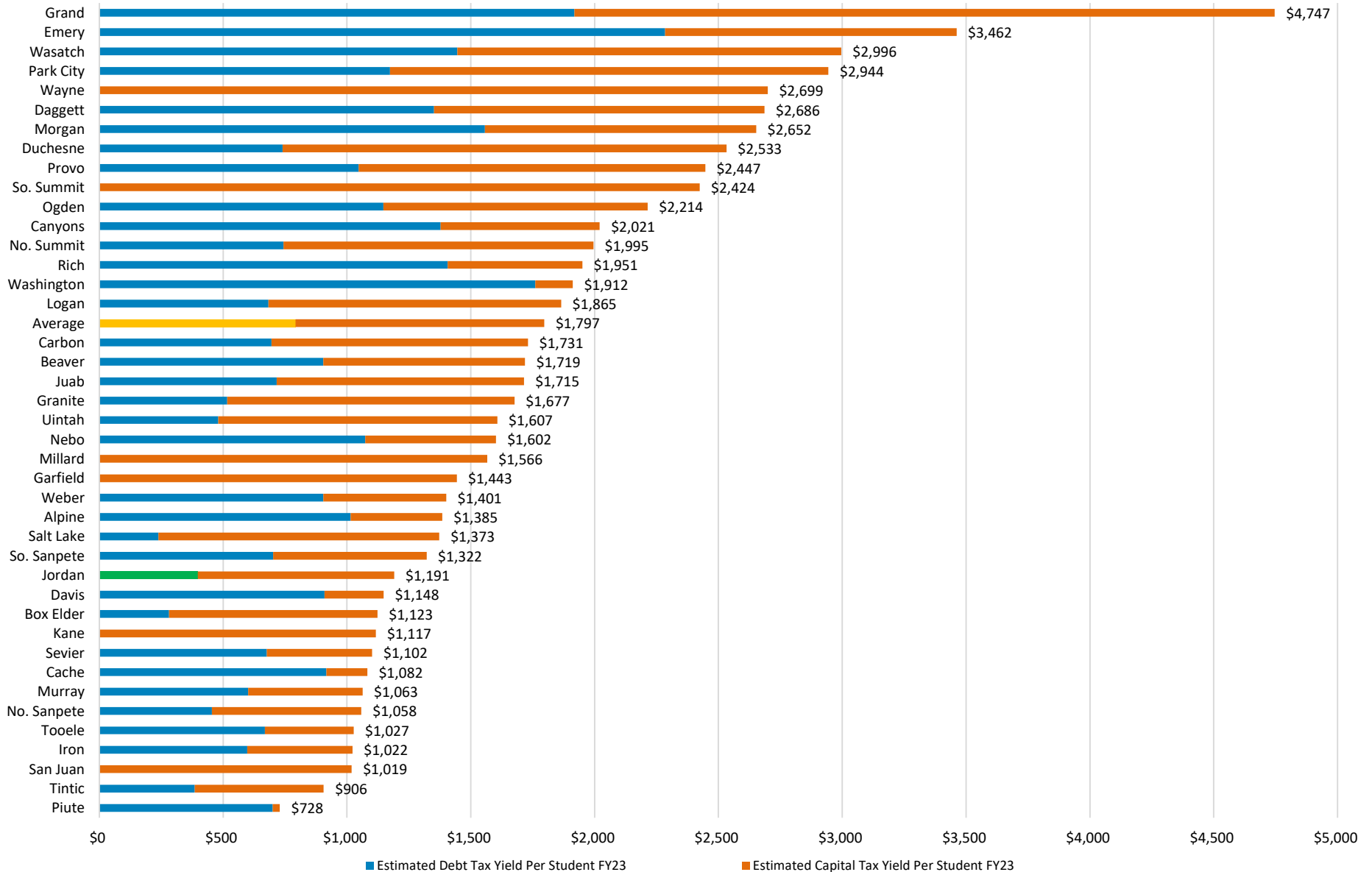
Operational Yield

Statewide School Districts – 2022-23 Comparison



Facilities Yield

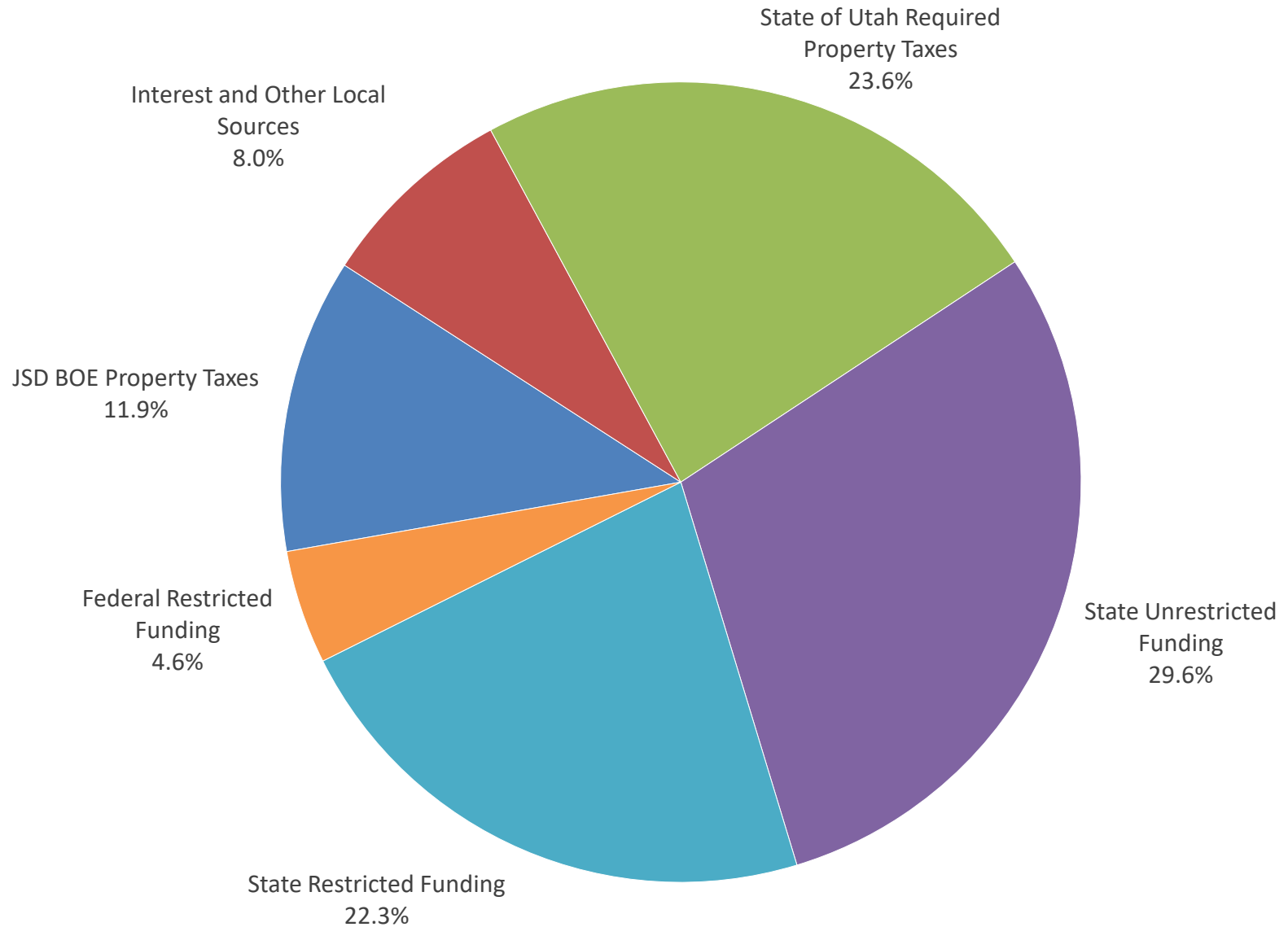
Statewide School Districts – 2022-23 Comparison



Financial Overview

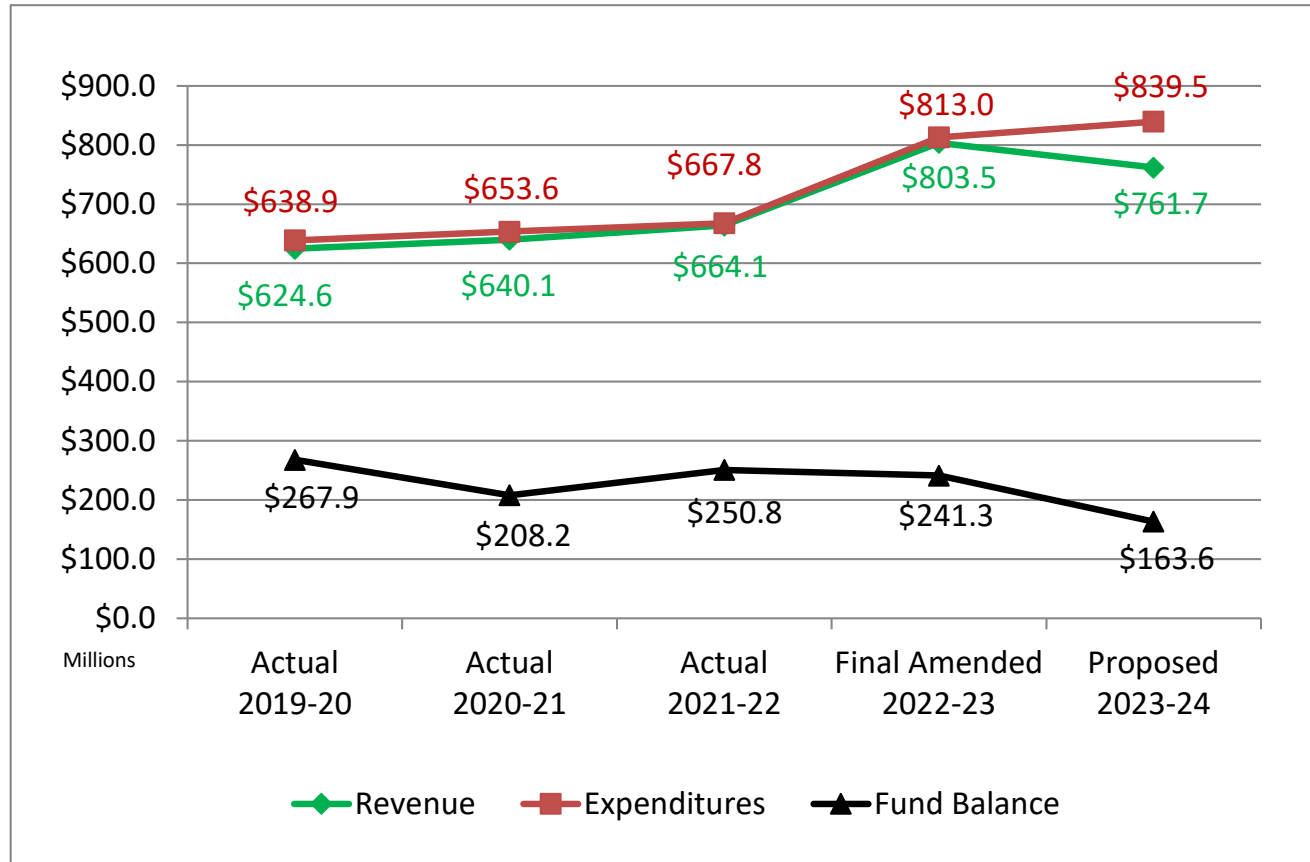
District-wide
General Fund
Debt Service Fund
Capital Projects Fund
Nutrition Services Fund
Self-Insurance Fund
Pass-Through Taxes Fund
Jordan Education Foundation Fund
Student Activities Fund

District-wide Revenue Sources FY24



District-wide

Financial Overview



- Notes:
- 1) The 2022-23 estimated revenues are overstated by the deferred revenue that will be determined as of June 30, 2023.
 - 2) The 2022-23 estimated expenditures are overstated by the deferred revenue and school carry-overs that will be determined as of June 30, 2023.
 - 3) The 2023-24 estimated expenditures are overstated by contingencies.
 - 4) Fund balance amounts are as of the end of the fiscal year indicated.

General Fund

- *Purpose*
 - Salaries and benefits
 - Textbooks and supplies
 - Utilities

General Fund

Fund Balance Details

	<u>Proposed 2023-24</u>	<u>Purpose</u>
Inventories	\$ 1.3	Inventory items
Economic Stabilization	29.0	Rainy day fund
Educator Grants	1.9	Educator grants
Personnel	10.0	Health insurance
Compensated Absences	6.0	Vacation accrual*
Retiree Benefits	18.8	Frozen retirement reserve*
West Jordan Feeder	<u>1.5</u>	Closure of WJ Elementary
TOTAL	<u>\$ 68.5</u>	
	Millions	

* On November 23, 2010, the Board of Education committed fund balance to fully cover these benefits.

General Fund

Budget Fund Balance Details

FUND BALANCE	Actual 2021-22	Final Amended 2022-23	Proposed 2023-24
	<u> </u>	<u> </u>	<u> </u>
Nonspendable			
Inventories	\$ 1,214,094	\$ 1,300,000	\$ 1,300,000
Restricted for			
Programs	2,163,807	-	-
Committed to			
Contractual Obligations	11,983,489	-	-
Economic Stabilization*	27,100,000	29,000,000	29,000,000
Compensated Absences	5,598,476	6,000,000	6,000,000
Retiree Benefits, Actuary	11,501,011	9,949,884	8,684,159
Retiree Benefits, District*	13,346,555	11,546,522	10,077,688
West Jordan Feeder	-	1,500,000	1,500,000
Educator Grants	1,897,791	1,897,791	1,897,791
Assigned to			
Educational Programs*	10,272,943	-	-
Personnel*	34,000,000	10,000,000	10,000,000
Unassigned*	<u>6,727,462</u>	<u>41,352,080</u>	<u>-</u>
 Total Fund Balance	 <u>\$ 125,805,628</u>	 <u>\$ 112,546,277</u>	 <u>\$ 68,459,638</u>

* Unrestricted fund balance for the 21-25% calculation

General Fund

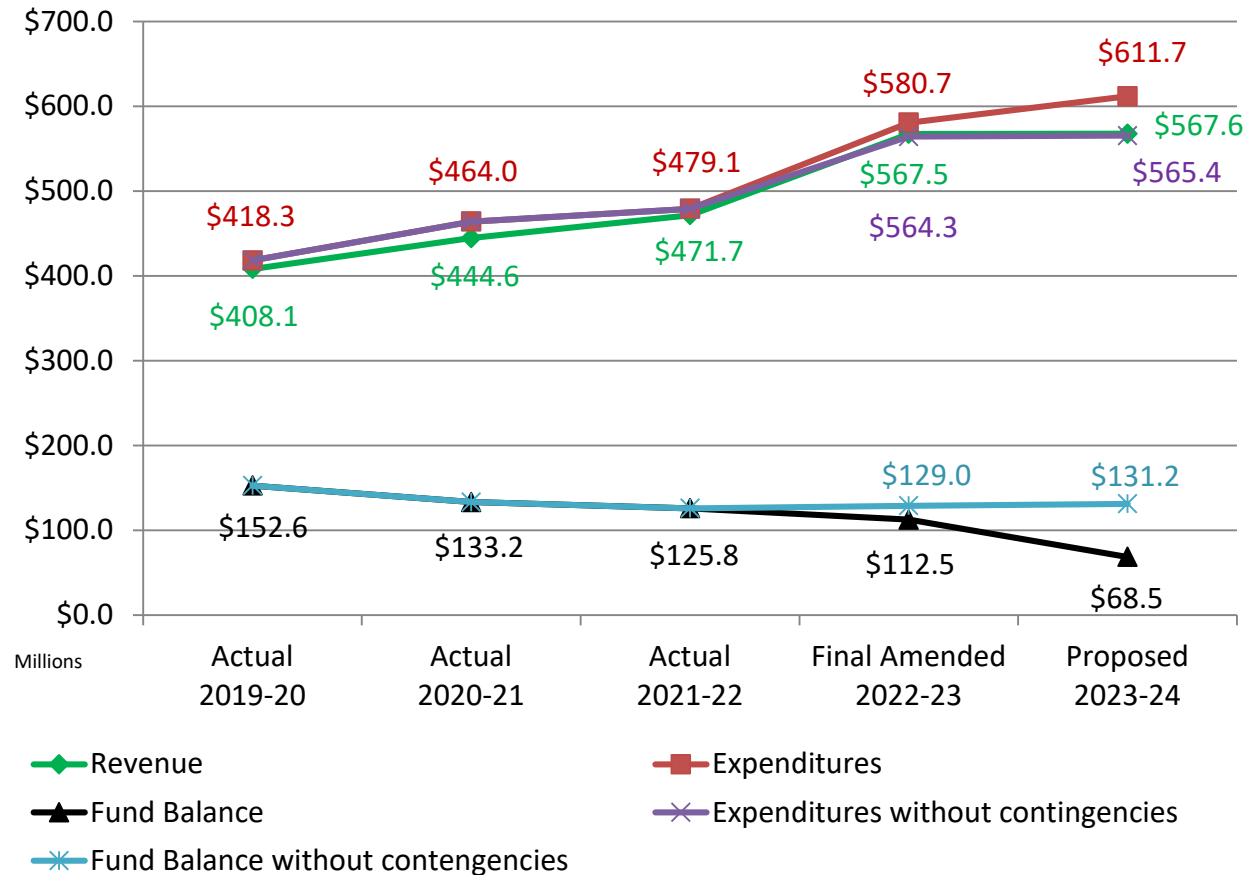
Without Contingencies & Carryovers Fund Balance Details

FUND BALANCE	Actual 2021-22	Final Amended 2022-23	Proposed 2023-24
	<u> </u>	<u> </u>	<u> </u>
Nonspendable			
Inventories	\$ 1,214,094	\$ 1,300,000	\$ 1,300,000
Restricted for			
Programs	2,163,807	2,163,807	2,163,807
Committed to			
Contractual Obligations	11,983,489	11,983,489	11,983,489
Economic Stabilization*	27,100,000	29,000,000	29,000,000
Compensated Absences	5,598,476	6,000,000	6,000,000
Retiree Benefits, Actuary	11,501,011	9,949,884	8,684,159
Retiree Benefits, District*	13,346,555	11,546,522	10,077,688
West Jordan Feeder	-	1,500,000	1,500,000
Educator Grants	1,897,791	1,897,791	1,897,791
Assigned to			
Educational Programs*	10,272,943	10,272,943	10,272,943
Personnel*	34,000,000	10,000,000	10,000,000
Unassigned*	<u>6,727,462</u>	<u>33,368,591</u>	<u>38,366,512</u>
 Total Fund Balance	 <u>\$ 125,805,628</u>	 <u>\$ 128,983,027</u>	 <u>\$ 131,246,389</u>

* Unrestricted fund balance for the 21-25% calculation

General Fund

Financial Overview



- Notes:
- 1) The 2022-23 estimated revenues are overstated by the deferred revenue that will be determined as of June 30, 2023.
 - 2) The 2022-23 estimated expenditures are overstated by the deferred revenue and school carry-overs that will be determined as of June 30, 2023.
 - 3) The 2023-24 estimated expenditures are overstated by contingencies.
 - 4) Fund balance amounts are as of the end of the fiscal year indicated.

General Fund

Summary of Functions

Function Name/Examples of Activity

INSTRUCTION

Student classroom costs; teachers, substitutes, textbooks, supplies, etc.

SUPPORT SERVICES

Students

Nurses, psychologists, counselors, Guidance, Planning and Student Services

Instructional Staff

Curriculum, teacher professional development, media centers, testing

District Administration

Board of Education, superintendent, business administrator, administrators of schools, legal services

School Administration

Principals, assistant principals, office staff, registrars, school postage

Business

Accounting, Payroll, Purchasing, liability premiums

Operations and Maintenance

Utilities, Custodial, Maintenance, Central Warehouse, property management

Transportation

Student transportation to and from school, field trips

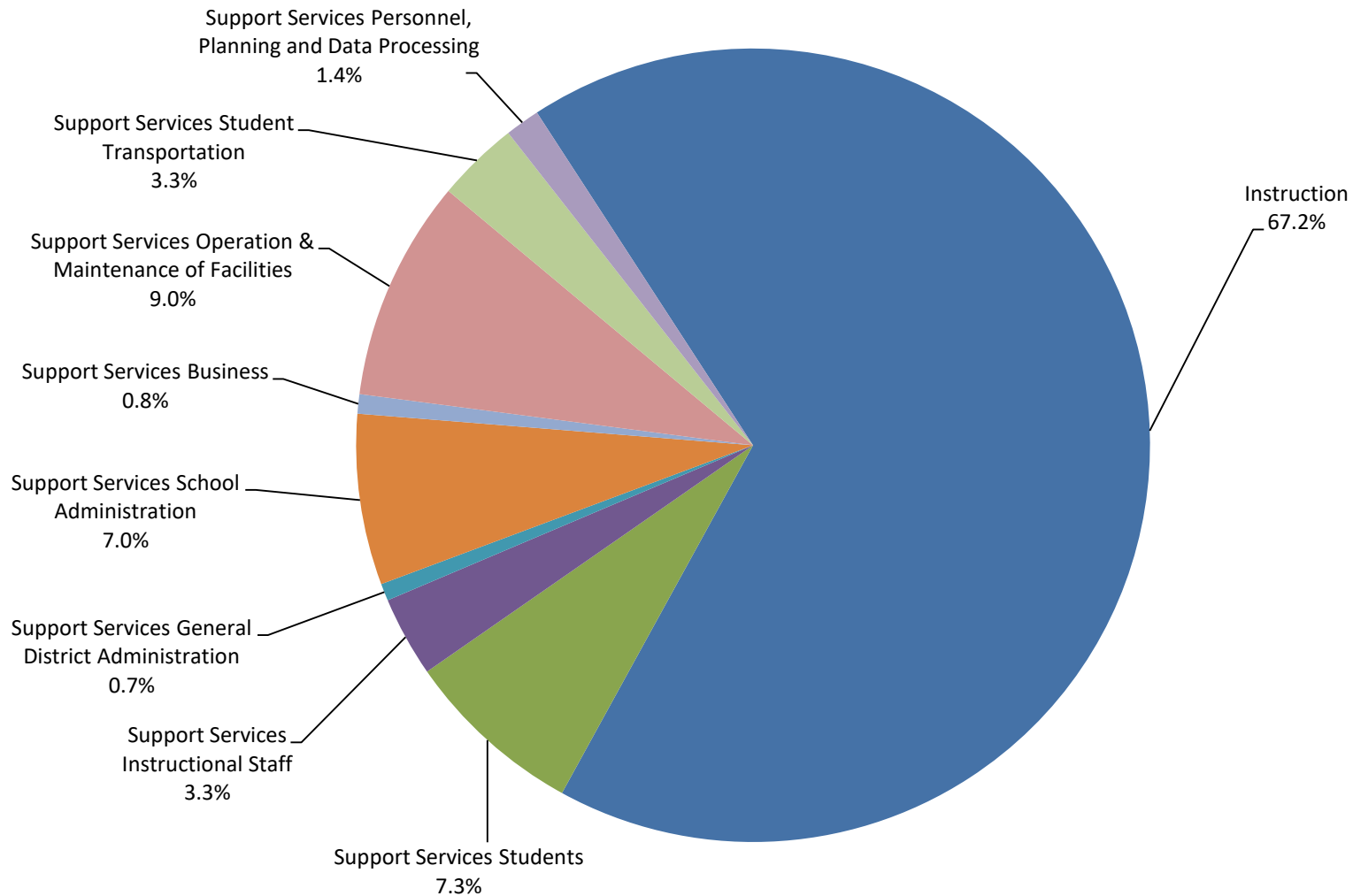
Other Central

Human Resources, Information Systems, Communications, Insurance Services

General Fund

Proposed Expenditures

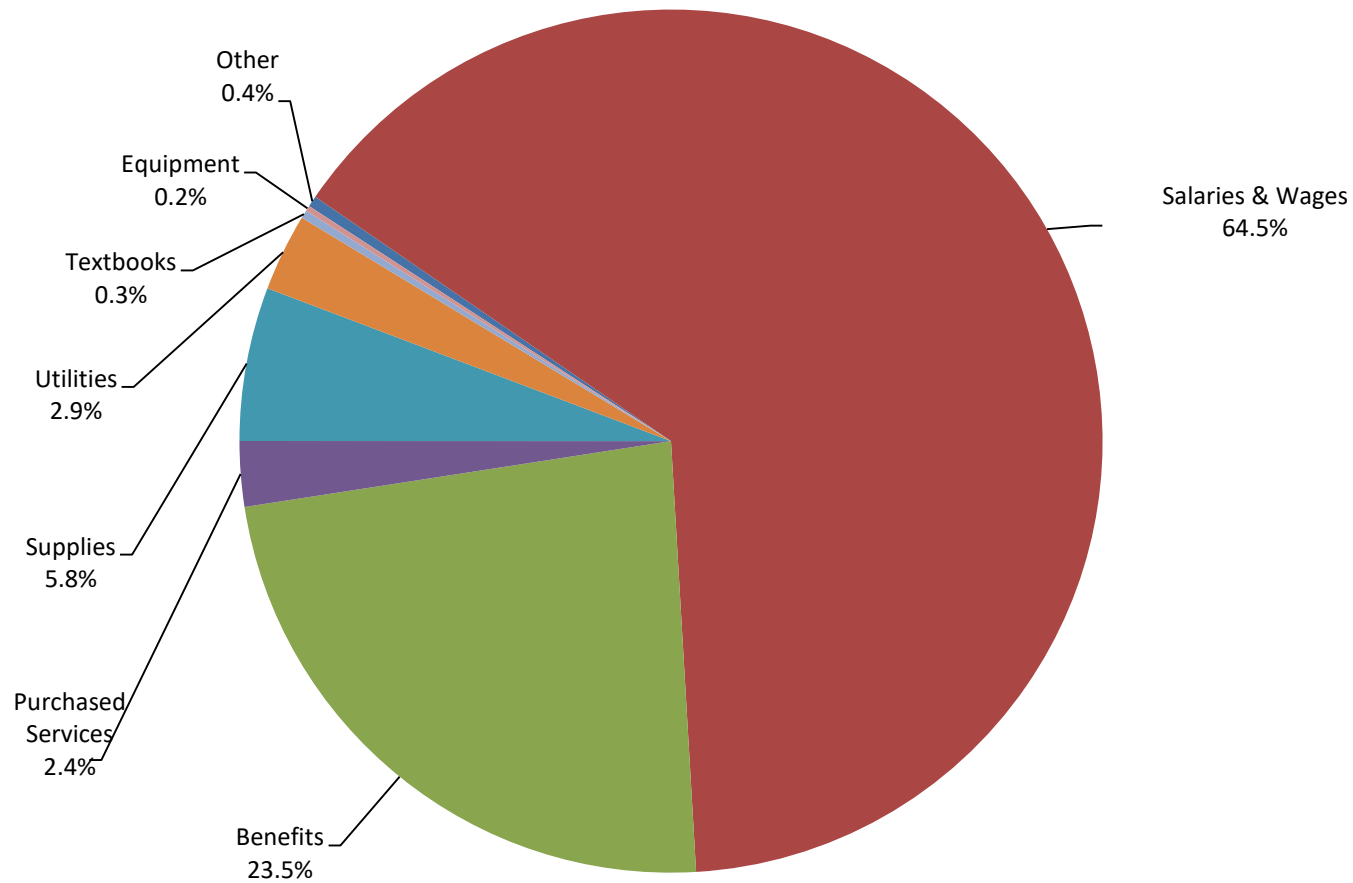
General Fund Budgeted Expenditures by Function



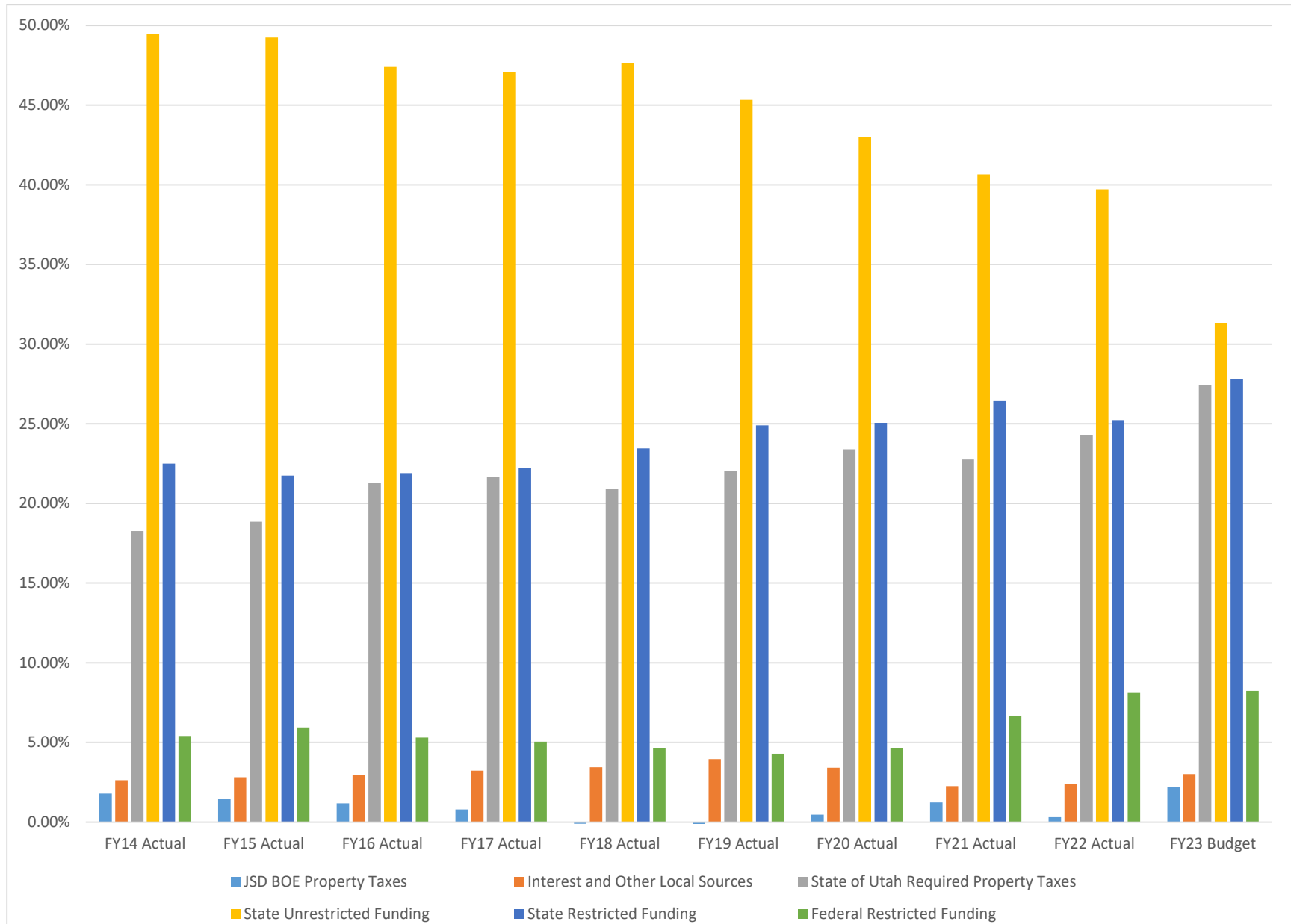
General Fund

Proposed Expenditures

Expenditures by Object



General Fund Revenue Types

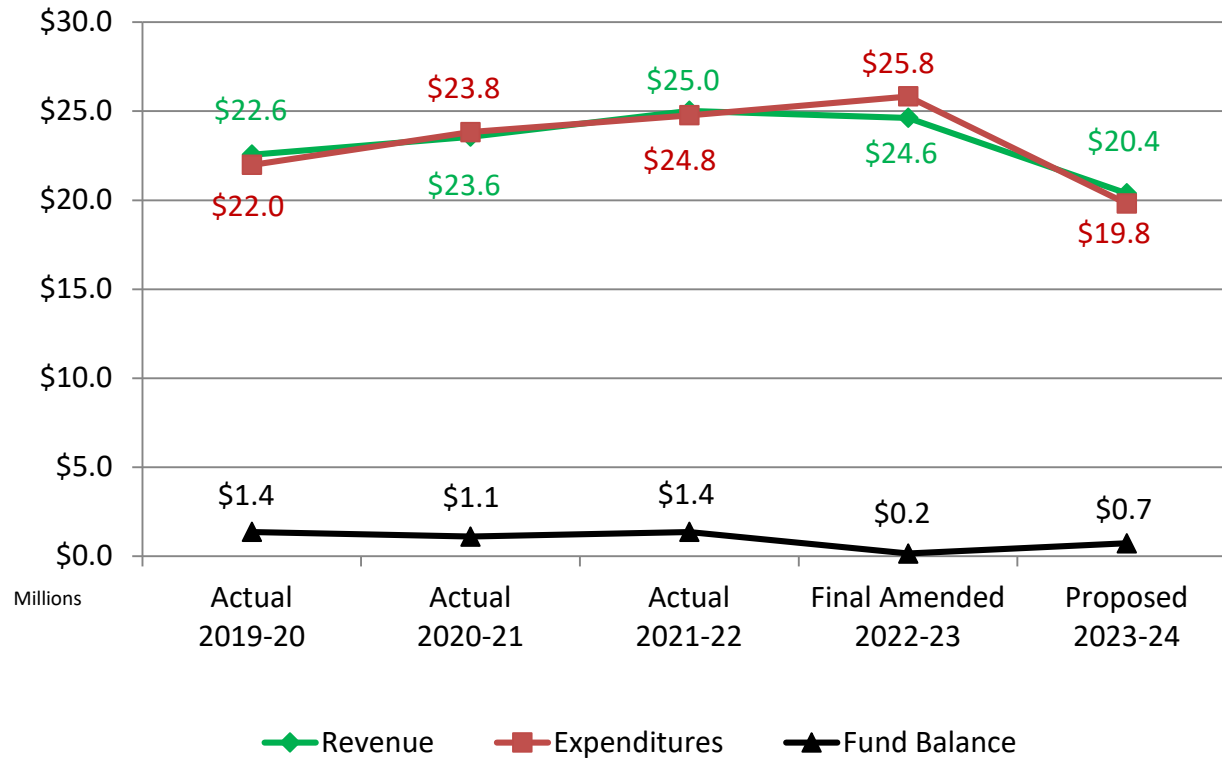


Debt Service Fund

- *Purpose*
 - Mortgage payments for general obligation bond debt

Debt Service Fund

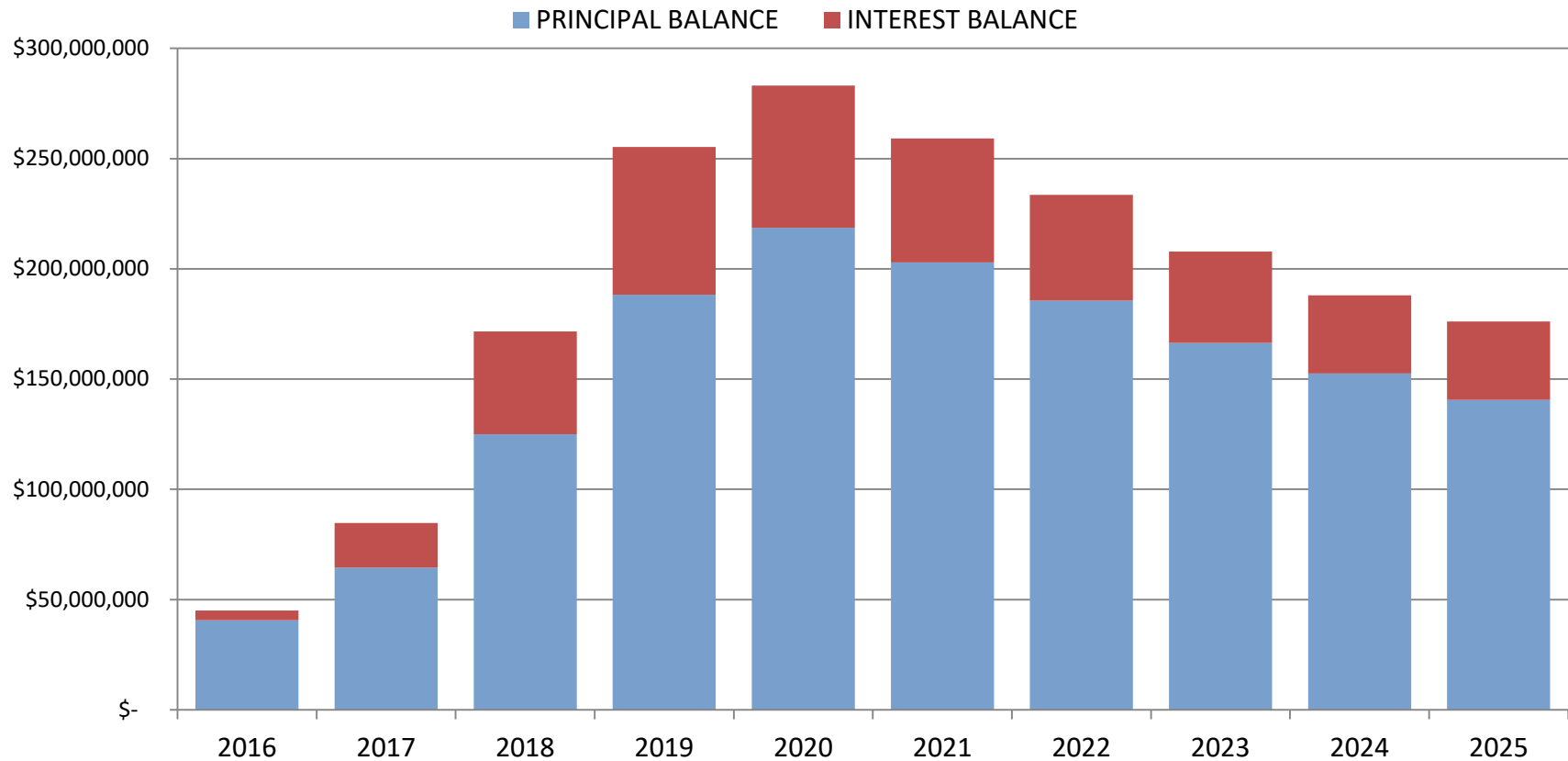
Financial Overview



Note: Fund balance amounts are as of the end of the fiscal year indicated

Debt Service Fund

Outstanding Debt – General Obligation Bonds

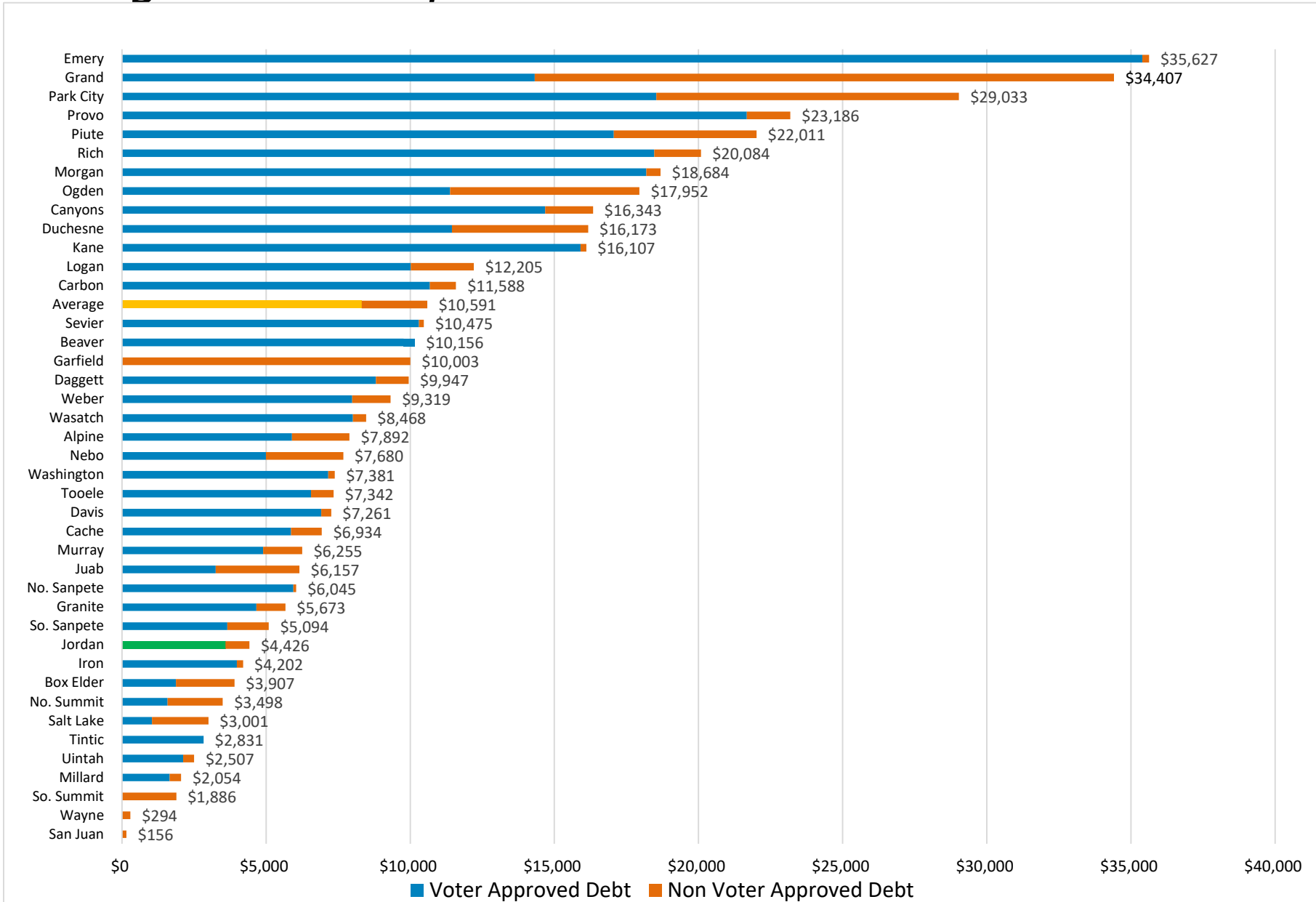


2024 Additional legal debt incurring capacity: \$2.3 billion

Note: \$65.6 million outstanding Qualified School Construction Bonds and Lease Revenue Bonds are not included above; they are repaid from the Capital Projects Fund and are due June 15, 2027, 2036, & 2039

Long Term Debt per Student

Statewide School Districts – 2021-22 Comparison

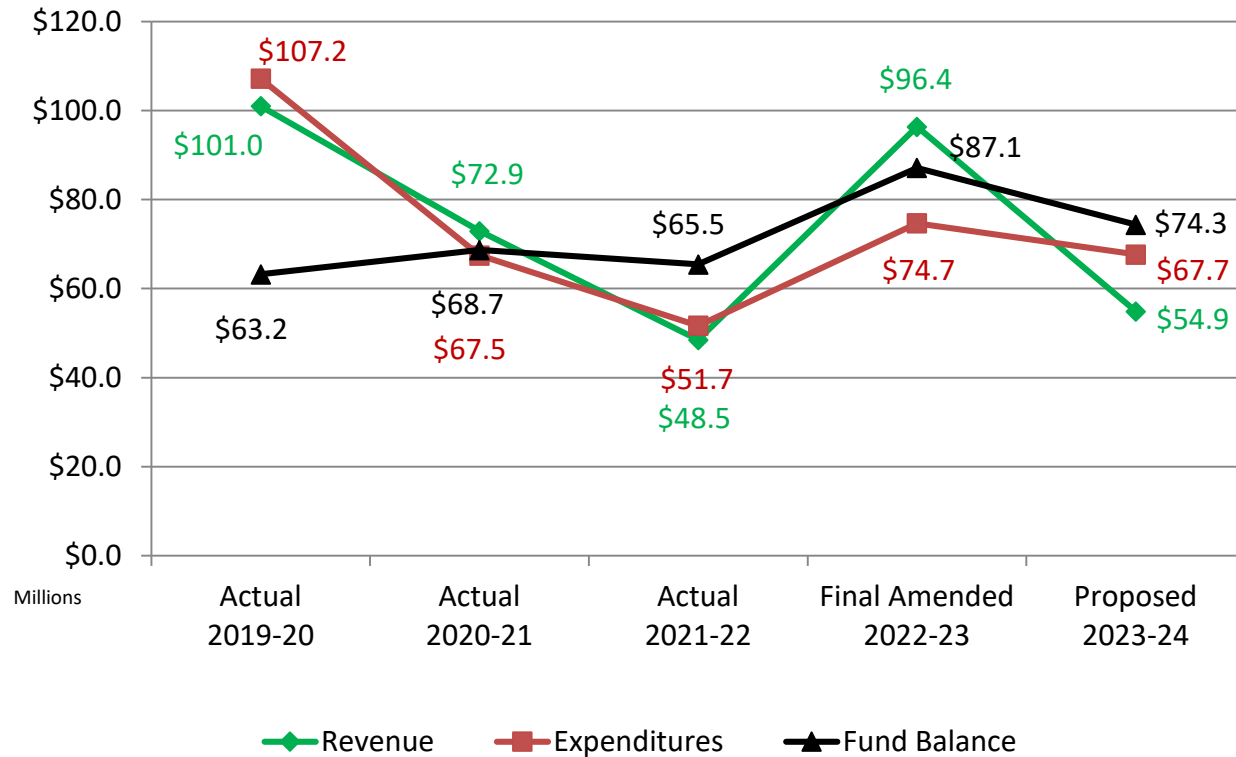


Capital Projects Fund

- *Purpose*
 - Building, remodeling and renovation
 - New construction
 - Equipment purchases
 - Buses
 - Lease revenue bond payments

Capital Projects Fund

Financial Overview



Note: Fund balance amounts are as of the end of the fiscal year indicated

Construction Projects

- Oak Leaf Elementary School opened August 2022
 - Funded with Capital Projects Fund Balance
- Flex School to relieve Ridge View Elementary
 - Funded with Lease Revenue Bonds February 2023
 - Scheduled to open August 2024

Nutrition Services Fund

- *Purpose*
 - School lunch and breakfast programs

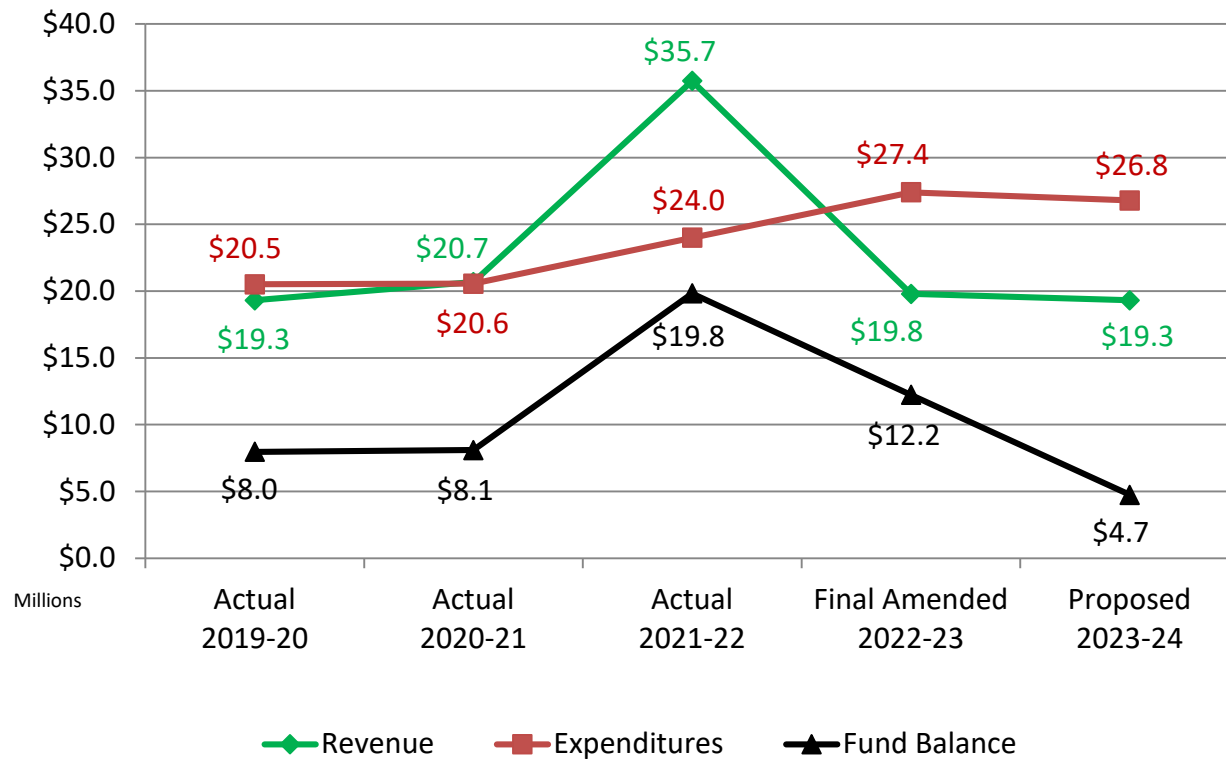
Note:

- 1) Local property taxes are not involved in the operation of the Nutrition Services program
- 2) COVID-19 Federal free lunch program for all students ended FY22. Regular free lunch program resumed in FY23 for qualifying students
- 3) Last time meal prices were increased was 2009-10
- 4) Meal price increases for 2023-24 are as follows:

	<u>2022-23</u>	<u>2023-24</u>	<u>Change From Prior Year</u>
Lunch			
Elementary	\$ 1.75	\$ 2.00	\$ 0.25
Secondary	2.00	2.25	0.25
Reduced Price	0.40	0.40	-
Adult	3.30	4.10	0.80
Breakfast			
Elementary	0.80	1.05	0.25
Secondary	1.00	1.25	0.25
Reduced Price	0.30	0.30	-
Adult	2.00	2.50	0.50

Nutrition Services Fund

Financial Overview



Note: Fund balance amounts are as of the end of the fiscal year indicated

Self-Insurance Fund

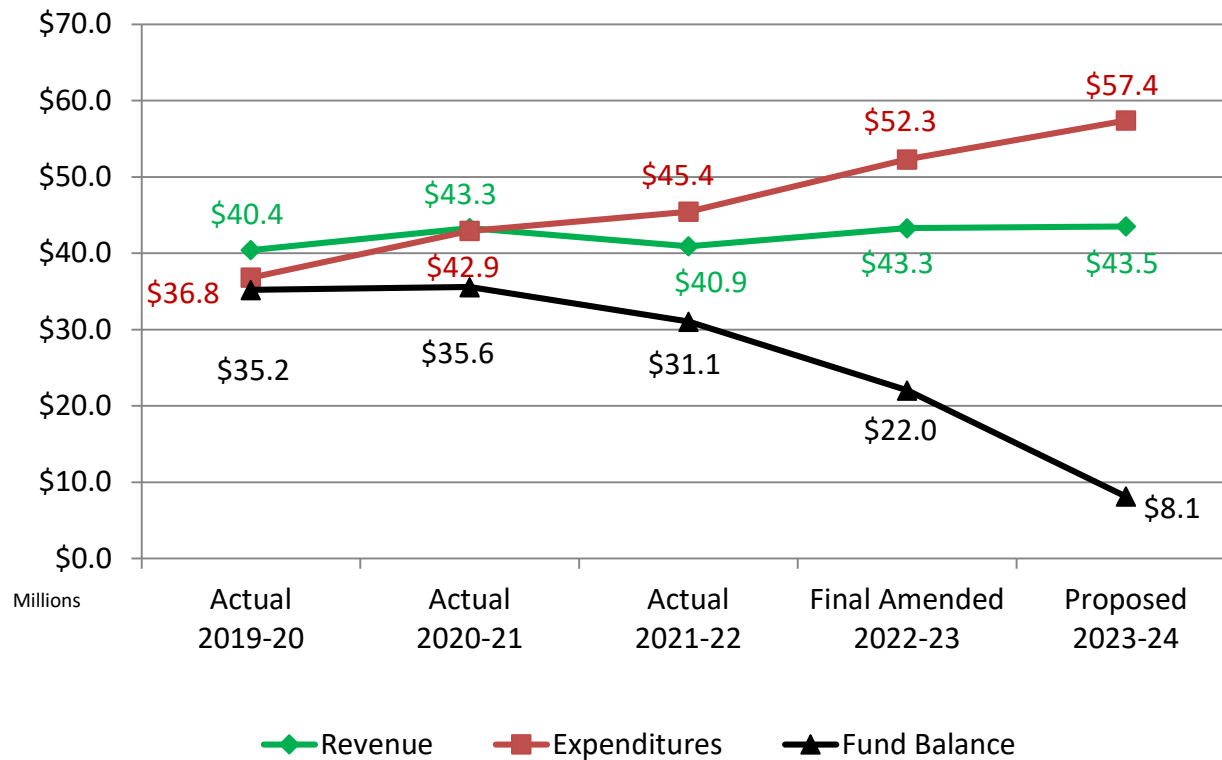
- *Purpose*
 - Health and Accident
 - Workers' Compensation
 - Disability
 - Life Insurance

Note:

- 1) No premium increase for the 2023-24 fiscal year
- 2) Last premium increase was for the 2015-16 fiscal year

Self-Insurance Fund

Financial Overview



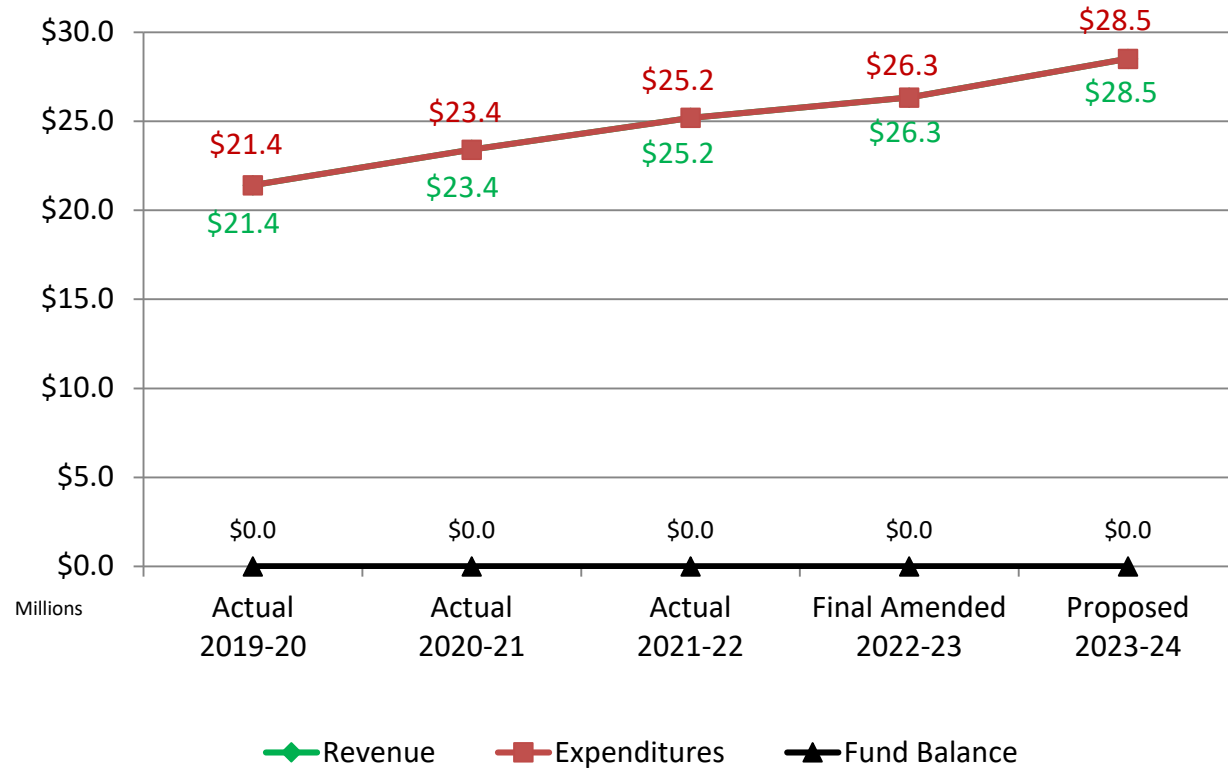
Note: Fund balance amounts are as of the end of the fiscal year indicated

Pass-Through Taxes Fund

- *Purpose*
 - Tax increment sent to municipalities is shown as both revenue and expenditure
 - Contributions to the Charter School Local Replacement Fund is shown as both revenue and expenditure

Pass-Through Taxes Fund

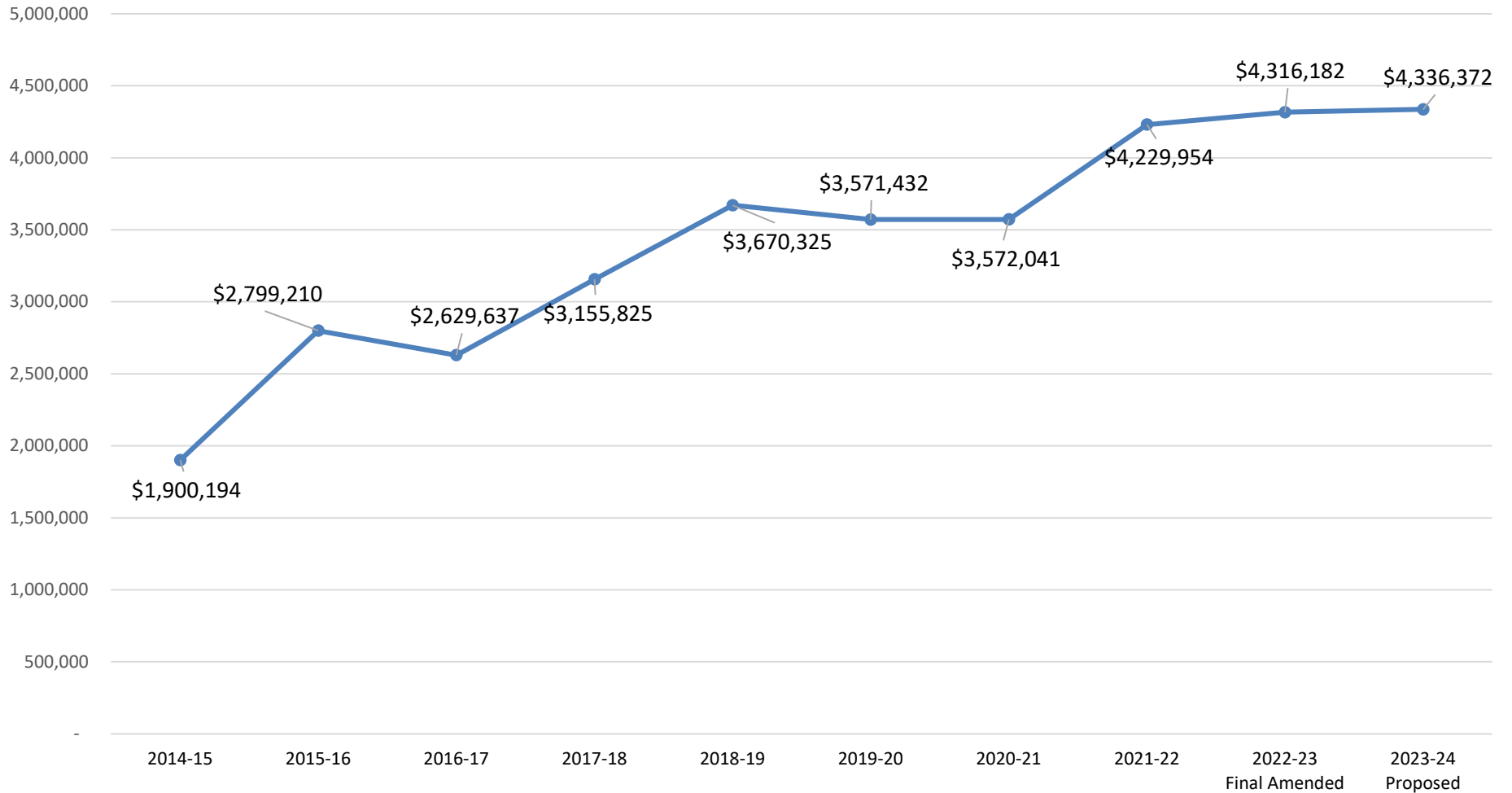
Financial Overview



Note: Tax revenues collected are transferred to other governmental agencies; therefore, the fund balance will always be zero.

Pass-Through Taxes Fund

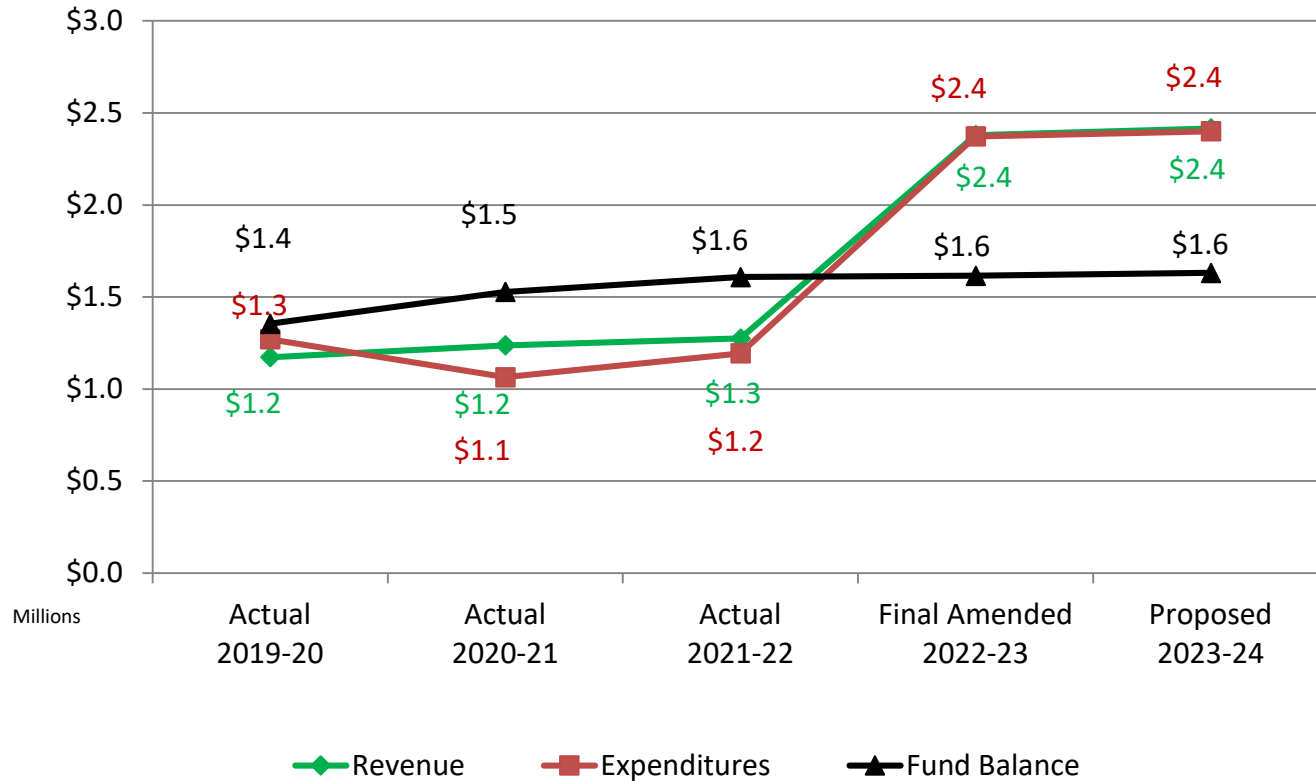
State Determined Local Replacement Contributions to Charter Schools



Jordan Education Foundation Fund

- Purpose
 - Support the mission and vision of Jordan School District
 - Community outreach to spread the word about the positive things happening within Jordan School District

Jordan Education Foundation Fund

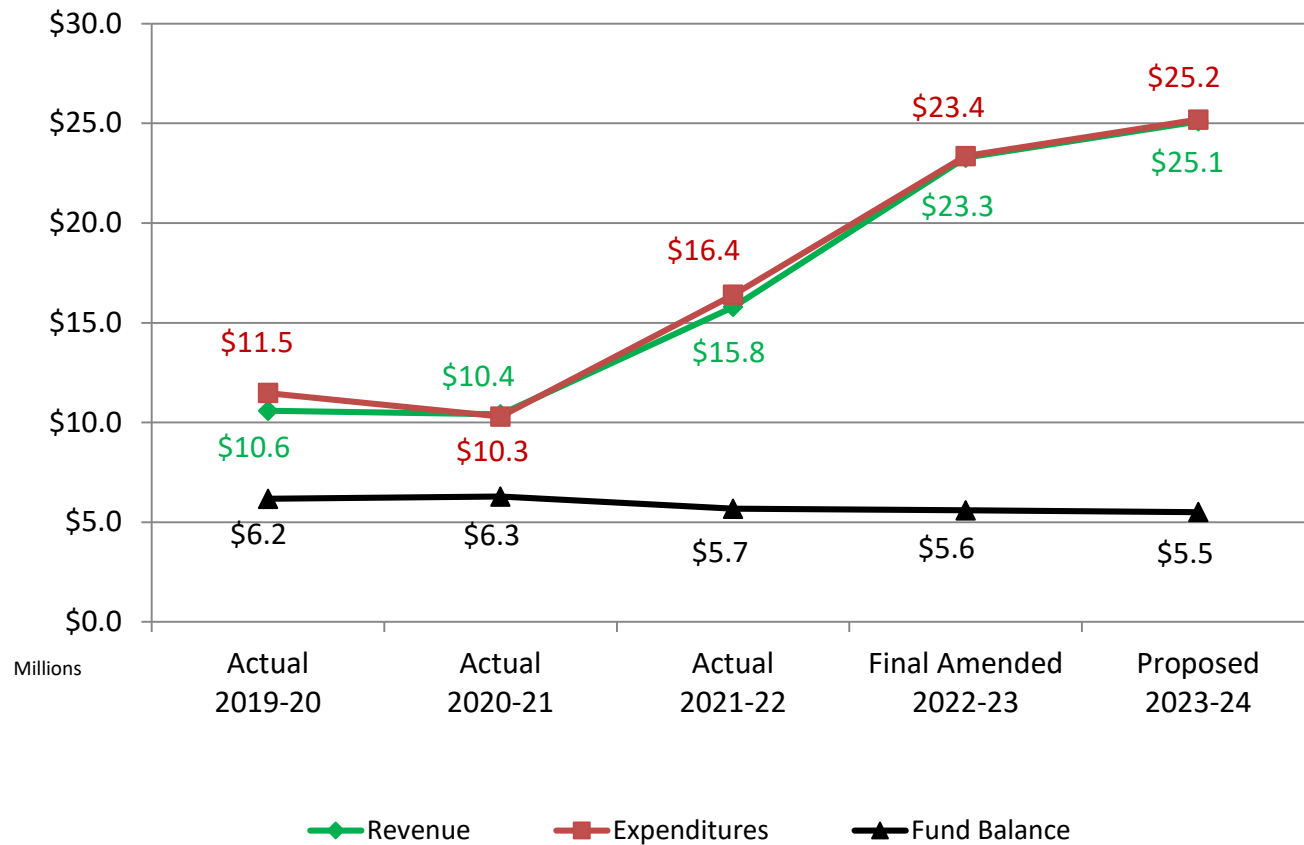


Note: Fund balance amounts are as of the end of the fiscal year indicated

Student Activities Fund

- Purpose
 - Student Fees
 - Student Activities
 - School Donations
 - School Fundraisers
 - Extracurricular Activities

Student Activities Fund



Note: Fund balance amounts are as of the end of the fiscal year indicated

Tax Rates

- The proposed 2023-24 tax rate reflects a certified tax rate with Jordan School District plus new growth along with a proposed Board Local Levy increase sufficient to raise an additional \$X.X million.
- The actual tax rate for 2023-24 is still undetermined pending Board action and because the State Basic Levy is still being calculated by Salt Lake County and the State Tax Commission.

Certified Tax Rate

All existing values X Certified Tax Rate = Previous Revenue

If overall values are reassessed up, certified tax rate declines to yield the same tax proceeds from the prior year (aka Revenue Neutrality).

The previous year revenue is not increased due to inflation.

New construction increases current year revenue.

The state basic levy is set to yield what the legislature determined, and therefore is considered a certified tax rate.

The debt levy is set to pay for the debt approved by voters and is not part of the certified tax calculation.

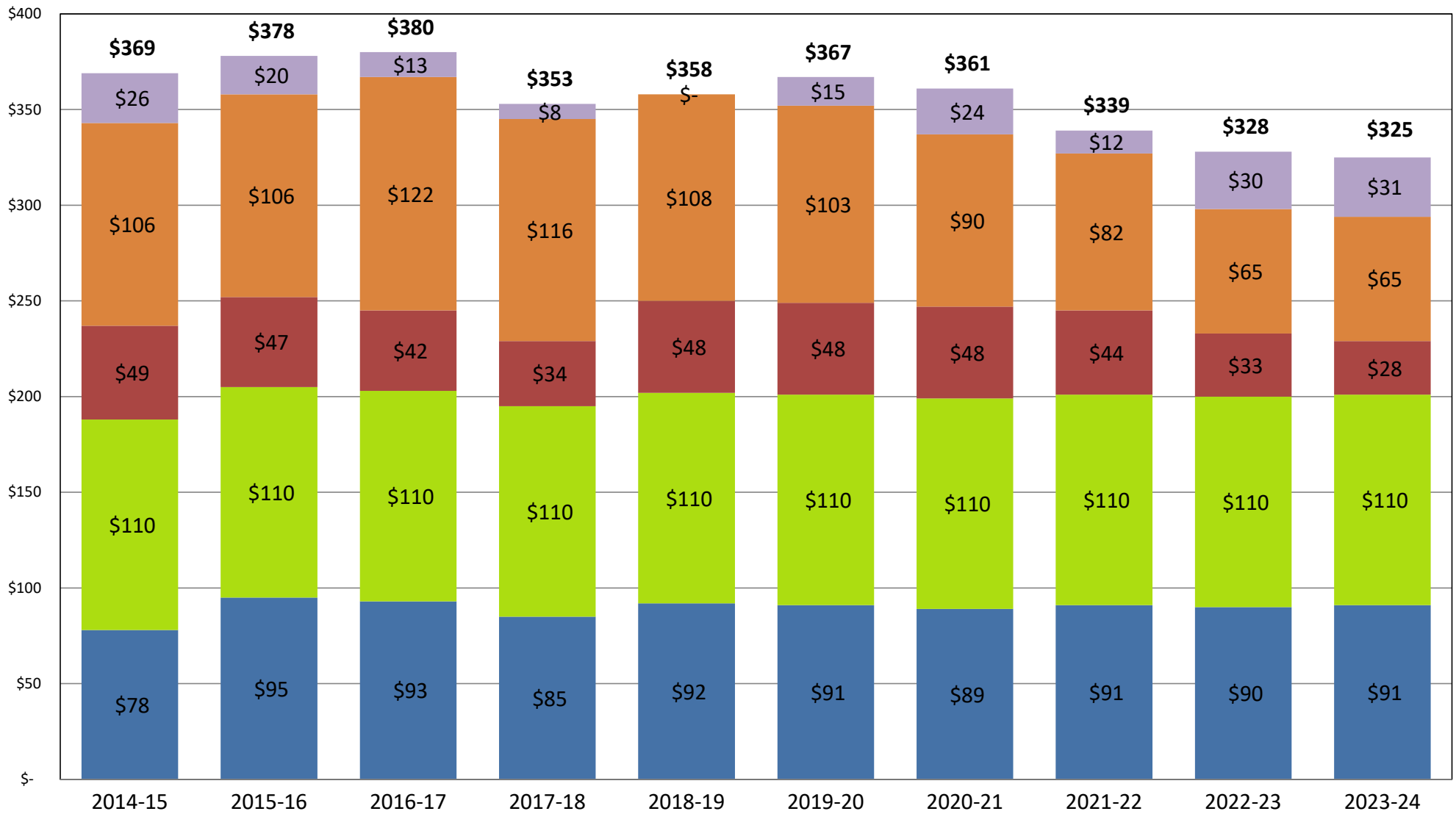
Tax Rates Without Tax Increase

Description	Actual 2019-20	Actual 2020-21	Actual 2021-22	Actual 2022-23	Proposed 2023-24 *	Change from Prior Year
General Fund						
Basic Program (set by Legislature)	0.001661	0.001628	0.001661	0.001652	0.001652	0.000000
Voted Local Levy	0.001600	0.001571	0.001600	0.001600	0.001600	0.000000
Board Local Levy	0.000675	0.000868	0.000617	0.000946	0.000964	0.000018
Capital Projects Fund						
Capital Local Levy	0.001874	0.001634	0.001486	0.001179	0.001187	0.000008
Debt Service Fund						
General Obligation Debt	<u>0.000866</u>	<u>0.000866</u>	<u>0.000804</u>	<u>0.000591</u>	<u>0.000504</u>	<u>(0.000087)</u>
TOTAL	<u><u>0.006676</u></u>	<u><u>0.006567</u></u>	<u><u>0.006168</u></u>	<u><u>0.005968</u></u>	<u><u>0.005907</u></u>	<u><u>(0.000061)</u></u>

* New tax rates have not been calculated by the Utah State Tax Commission and Salt Lake County Auditor at the time of this publication

Property Tax History

Property Tax Per \$100,000 of Home Value



- Board - subject to revenue neutrality and truth in taxation
- Capital - subject to revenue neutrality and truth in taxation
- Debt Service - bond payments for construction
- Voted and board - subject to revenue neutrality and truth in taxation, and state minimum funding
- Basic - set by Legislature, funds are sent to the State for reallocation to charter schools and other districts

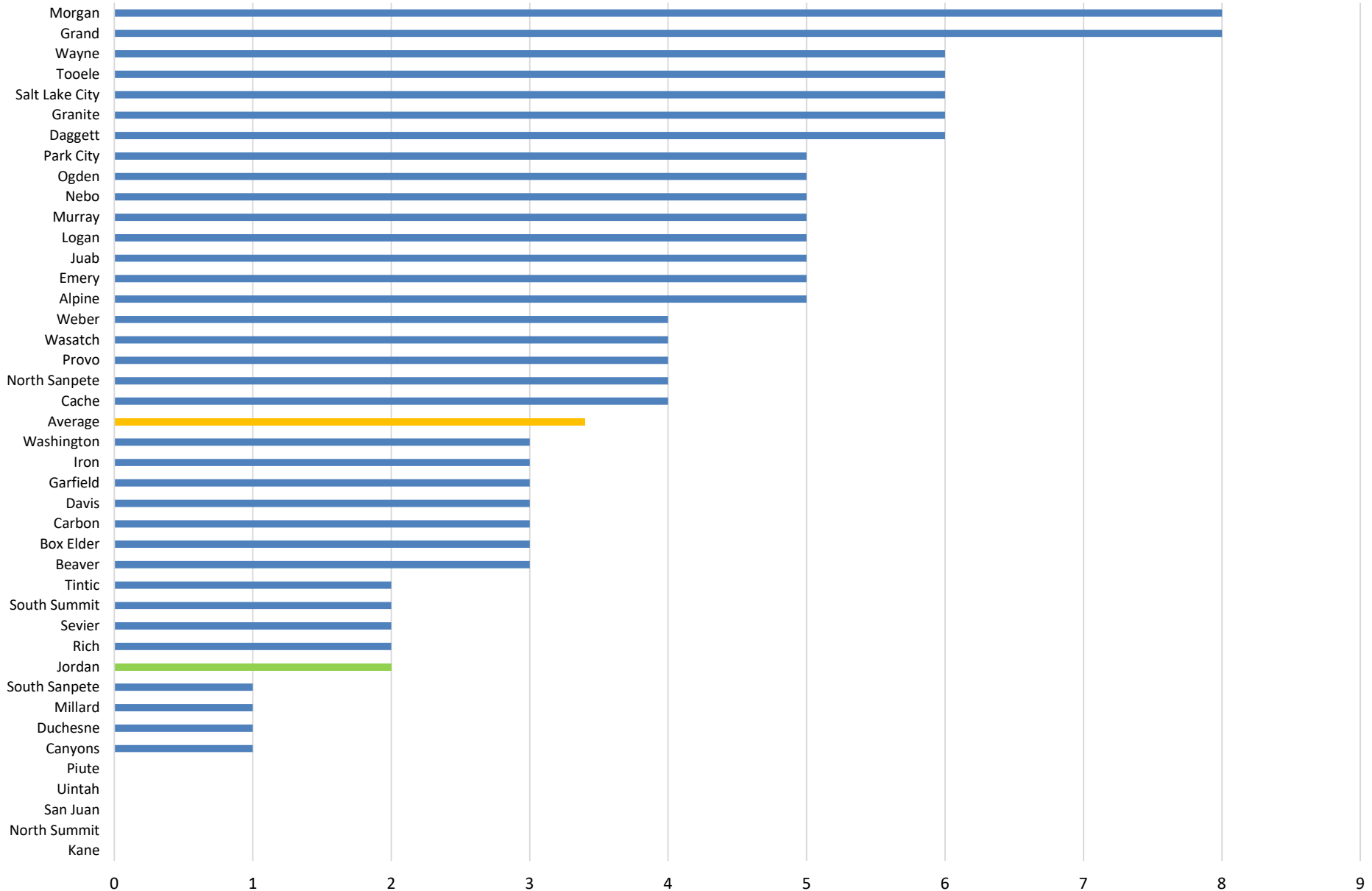
*Truth-in-Taxation Hearing held.

Truth-in-Taxation Hearing

A Truth-in-Taxation hearing is
scheduled this year at
West Jordan High School, on
August 1, 2023 at 6:00 P.M.

Number of Truth-in-Taxation Hearings

(2013-2022)



Tax Impact

Additional Tax Revenue	Estimated Tax Increase	Estimated Average* Home Tax Increase	Estimated Per \$100,000 Home Value Tax Increase	Change In Rate
\$ 6,500,000	3.99%	\$ 53	\$ 9	0.000165
6,000,000	3.68%	49	8	0.000153
5,500,000	3.37%	45	8	0.000140
5,000,000	3.07%	41	7	0.000127
4,500,000	2.76%	37	6	0.000115
4,000,000	2.45%	33	6	0.000102
3,500,000	2.15%	29	5	0.000089
3,000,000	1.84%	24	4	0.000076
2,500,000	1.53%	20	4	0.000064
2,000,000	1.23%	16	3	0.000051
1,500,000	0.92%	12	2	0.000038

* Assumed average home value of \$582,300

Tax Impact

<u>Tax Year</u>	<u>Average Home Value</u>	<u>* State's Basic Levy</u>	<u>JSD</u>	<u>Charter</u>	<u>Total</u>
		0.001652	0.004215	0.000101	0.005968
2022 Actual	\$ 585,900	\$ 532	\$ 1,358	\$ 33	\$ 1,923
		0.001652	0.004152	0.000103	0.005907
2023 w/o TNT	\$ 582,300	\$ 529	\$ 1,330	\$ 33	\$ 1,892
		0.001652	0.004254	0.000103	0.006009
2023 w/ TNT	\$ 582,300	\$ 529	\$ 1,363	\$ 33	\$ 1,925
		0.001400	0.004152	0.000103	0.005655
2023 w/o TNT	\$ 582,300	\$ 448	\$ 1,330	\$ 33	\$ 1,811
		0.001400	0.004254	0.000103	0.005757
2023 w/ TNT	\$ 582,300	\$ 448	\$ 1,363	\$ 33	\$ 1,844

* 2023 State Basic Levy is still undetermined
Assumes a \$4,000,000 tax increase

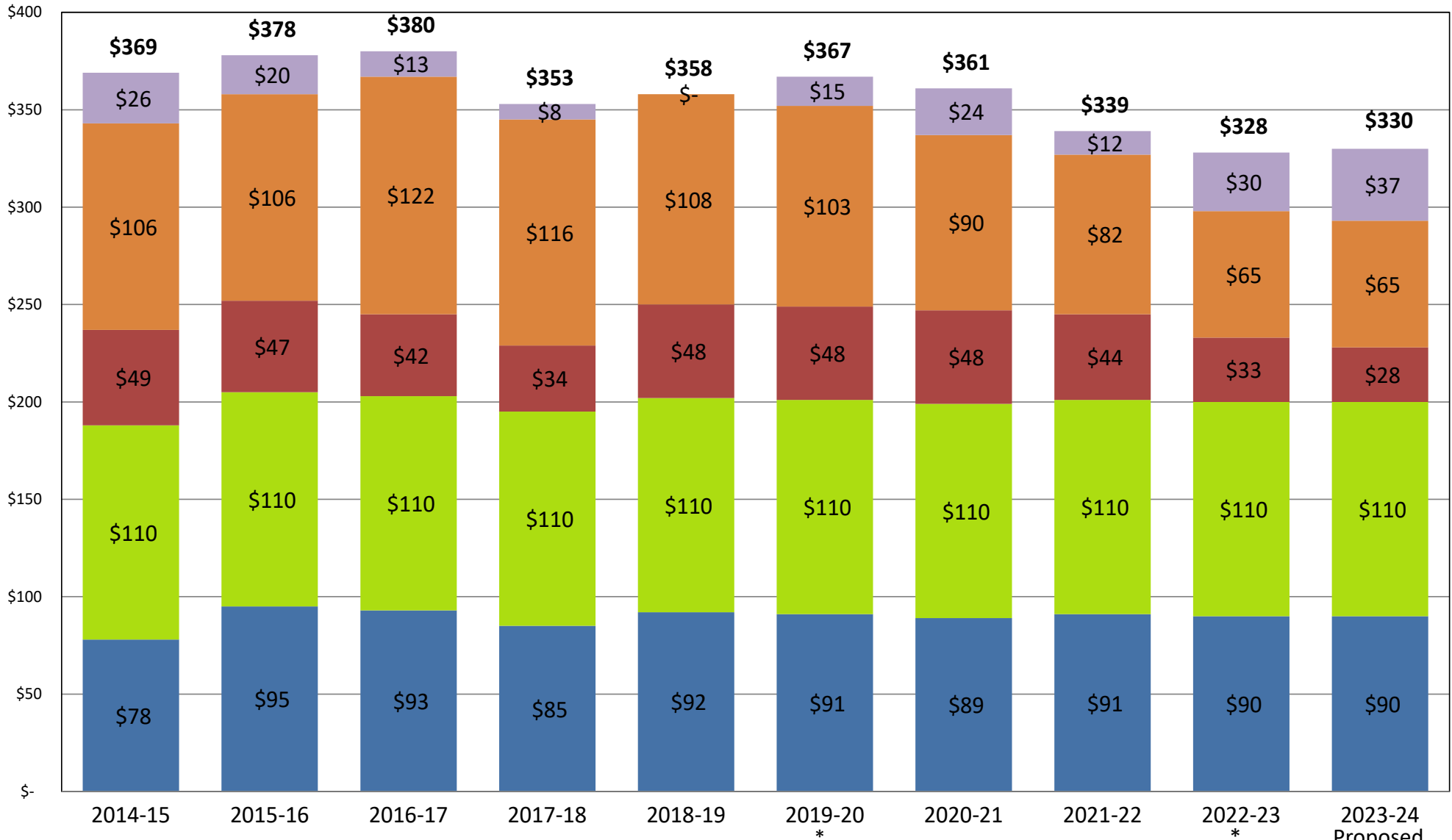
Tax Rates With Tax Increase

Description	Actual 2019-20	Actual 2020-21	Actual 2021-22	Actual 2022-23	Proposed 2023-24 *	Change from Prior Year
General Fund						
Basic Program (set by Legislature)	0.001661	0.001628	0.001661	0.001652	0.001652	0.000000
Voted Local Levy	0.001600	0.001571	0.001600	0.001600	0.001600	0.000000
Board Local Levy	0.000675	0.000868	0.000617	0.000946	0.001066	0.000120
Capital Projects Fund						
Capital Local Levy	0.001874	0.001634	0.001486	0.001179	0.001187	0.000008
Debt Service Fund						
General Obligation Debt	0.000866	0.000866	0.000804	0.000591	0.000504	(0.000087)
TOTAL	<u>0.006676</u>	<u>0.006567</u>	<u>0.006168</u>	<u>0.005968</u>	<u>0.006009</u>	<u>0.000041</u>

* New tax rates have not been calculated by the Utah State Tax Commission and Salt Lake County Auditor at the time of this publication

Property Tax History

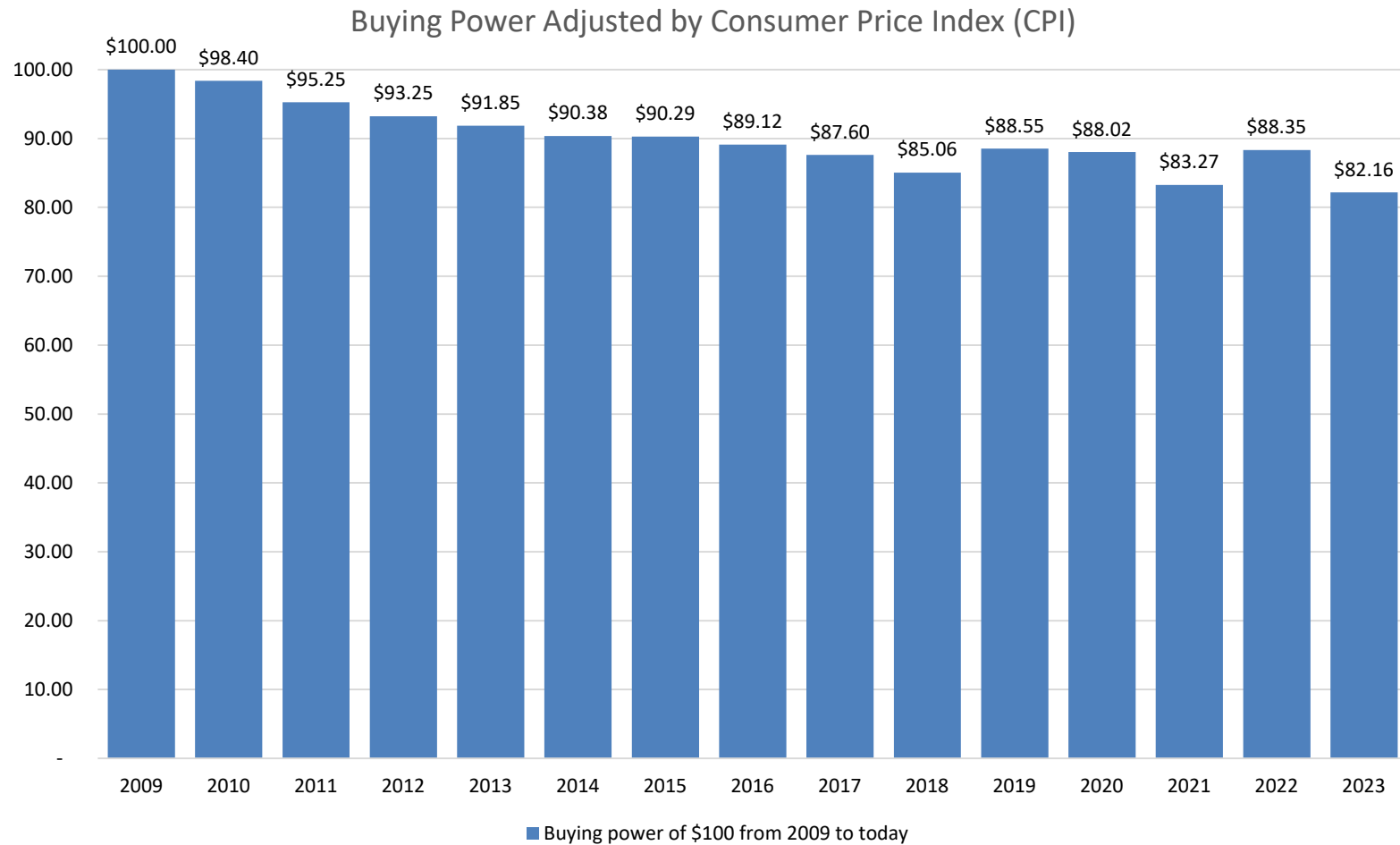
Property Tax Per \$100,000 of Home Value



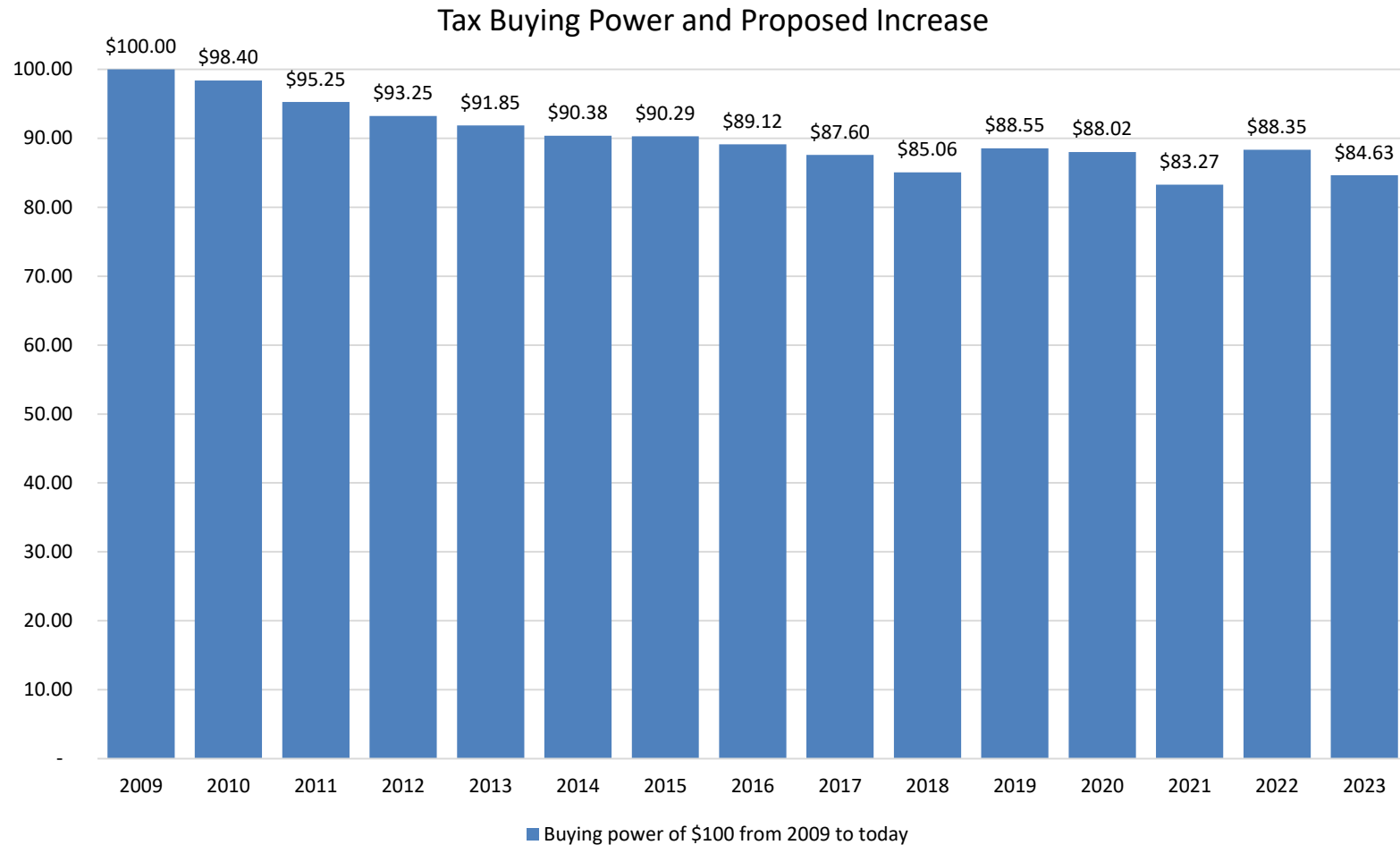
- Board - subject to revenue neutrality and truth in taxation
- Capital - subject to revenue neutrality and truth in taxation
- Debt Service - bond payments for construction
- Voted and board - subject to revenue neutrality and truth in taxation, and state minimum funding
- Basic - set by Legislature, funds are sent to the State for reallocation to charter schools and other districts

*Truth-in-Taxation Hearing held.

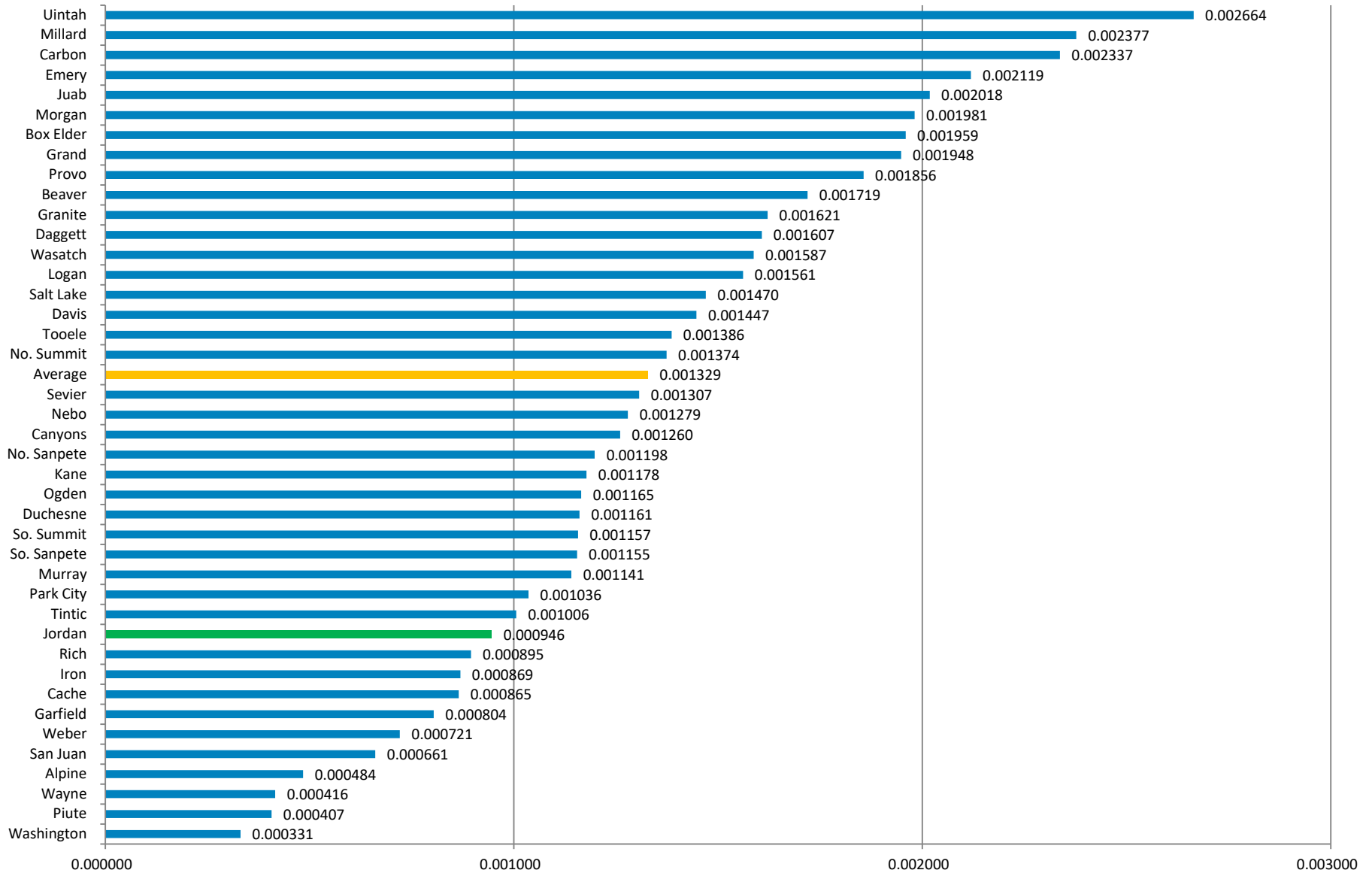
No Inflation Factor, Without Tax Increase



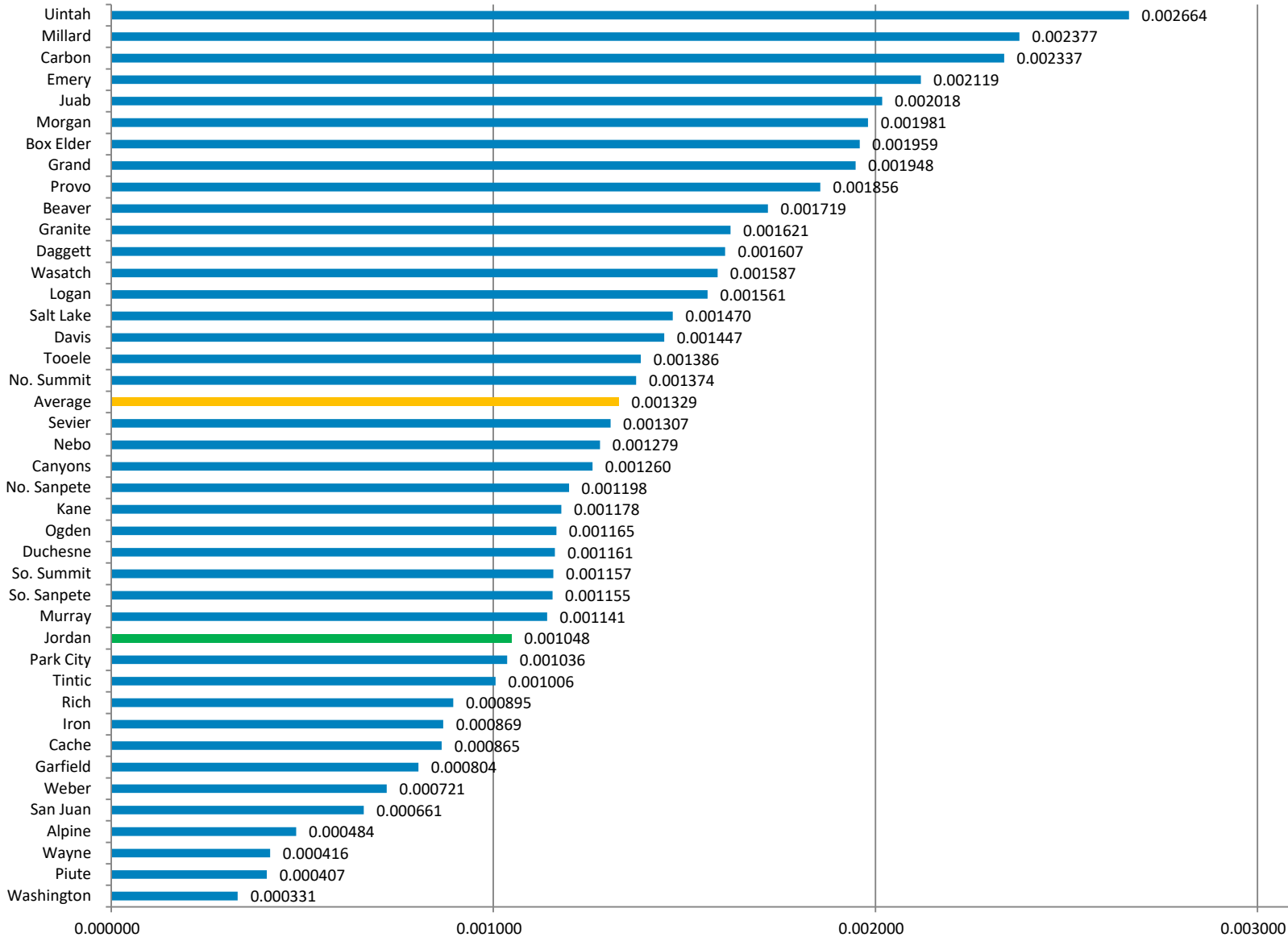
No Inflation Factor, With Tax Increase



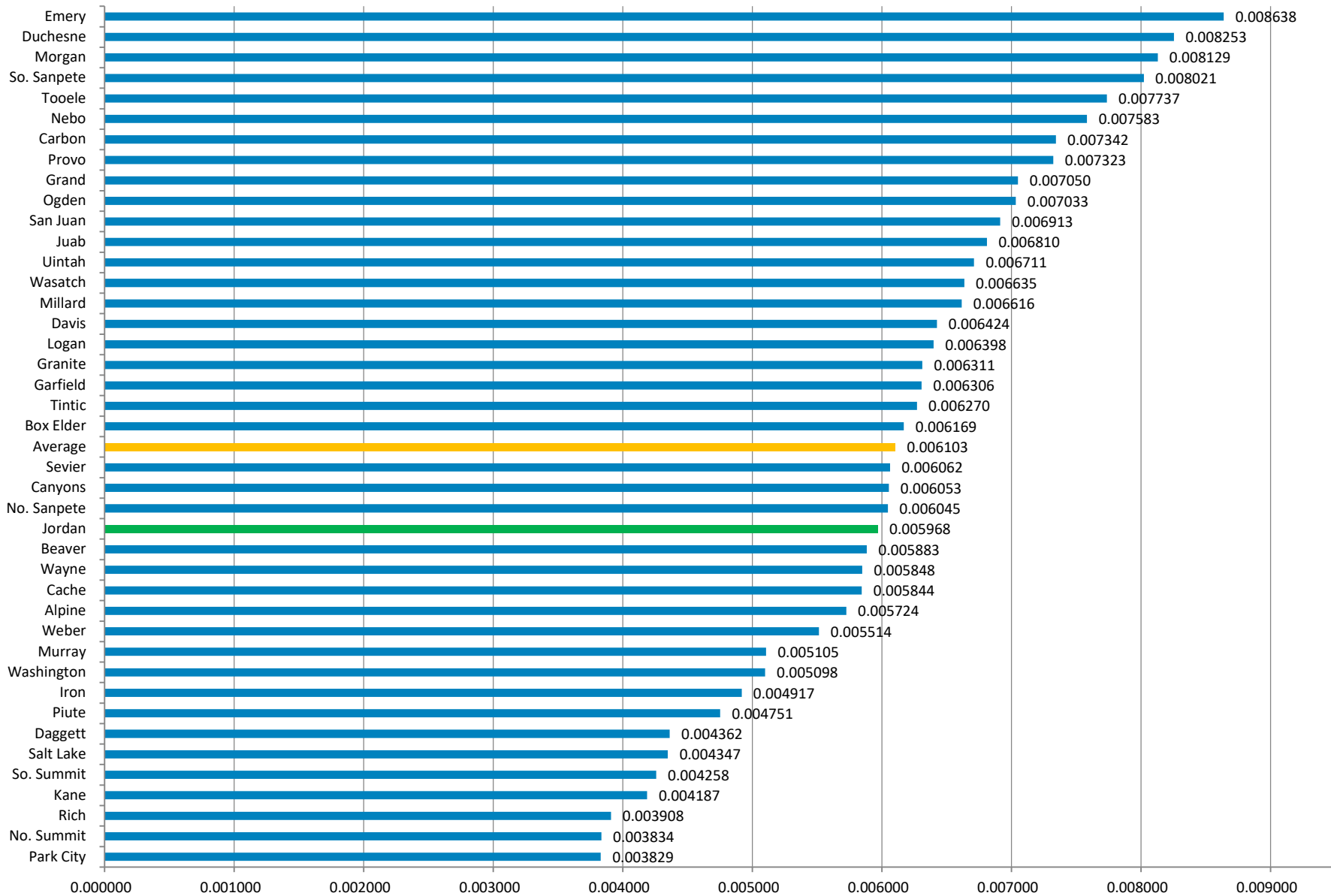
Current Board Tax Rate



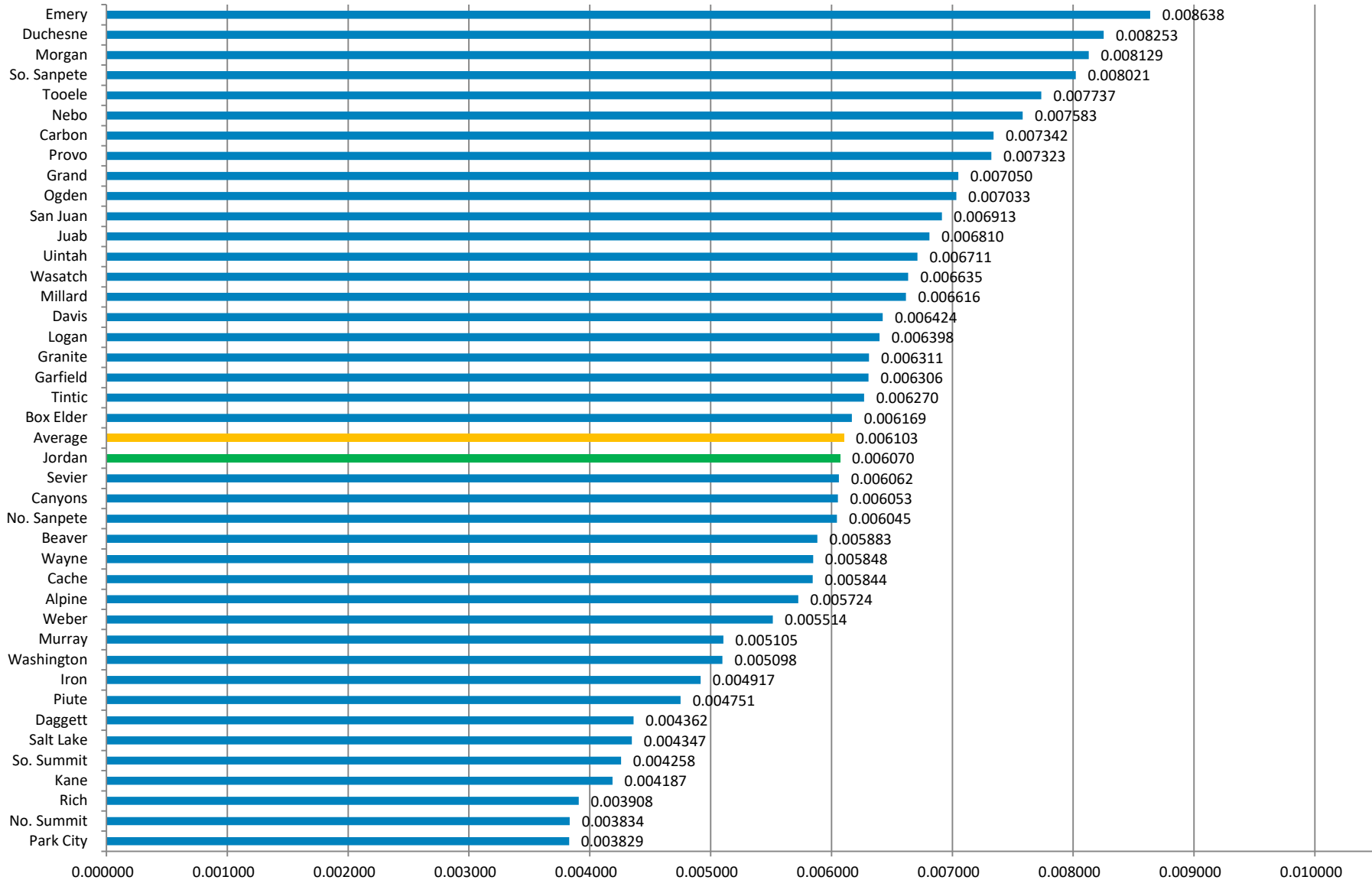
Proposed Board Tax Rate (Assumes Only Jordan Changes Rate)



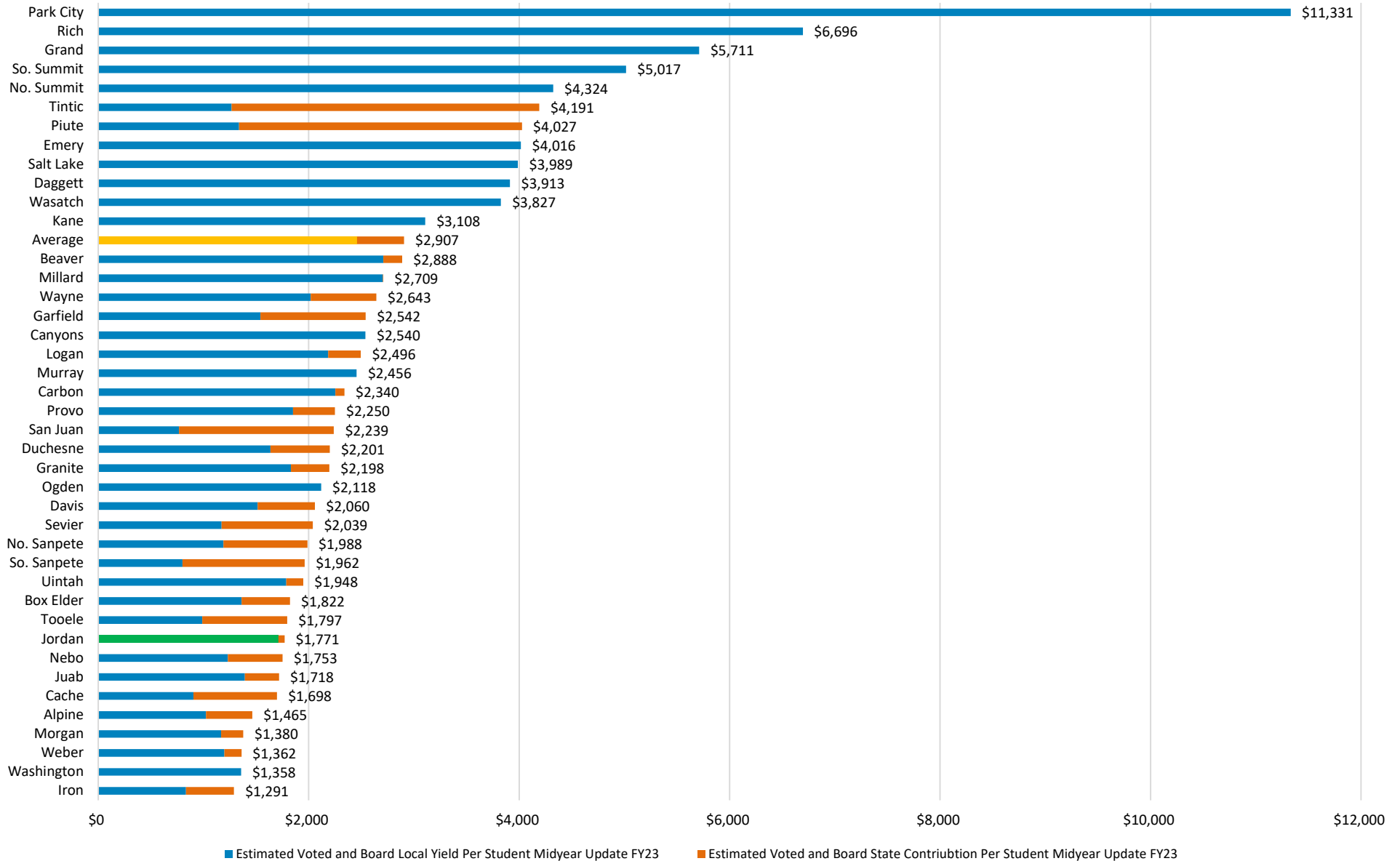
Current Total Tax Rate



Proposed Total Tax Rate (Assumes Only Jordan Changes Rate)

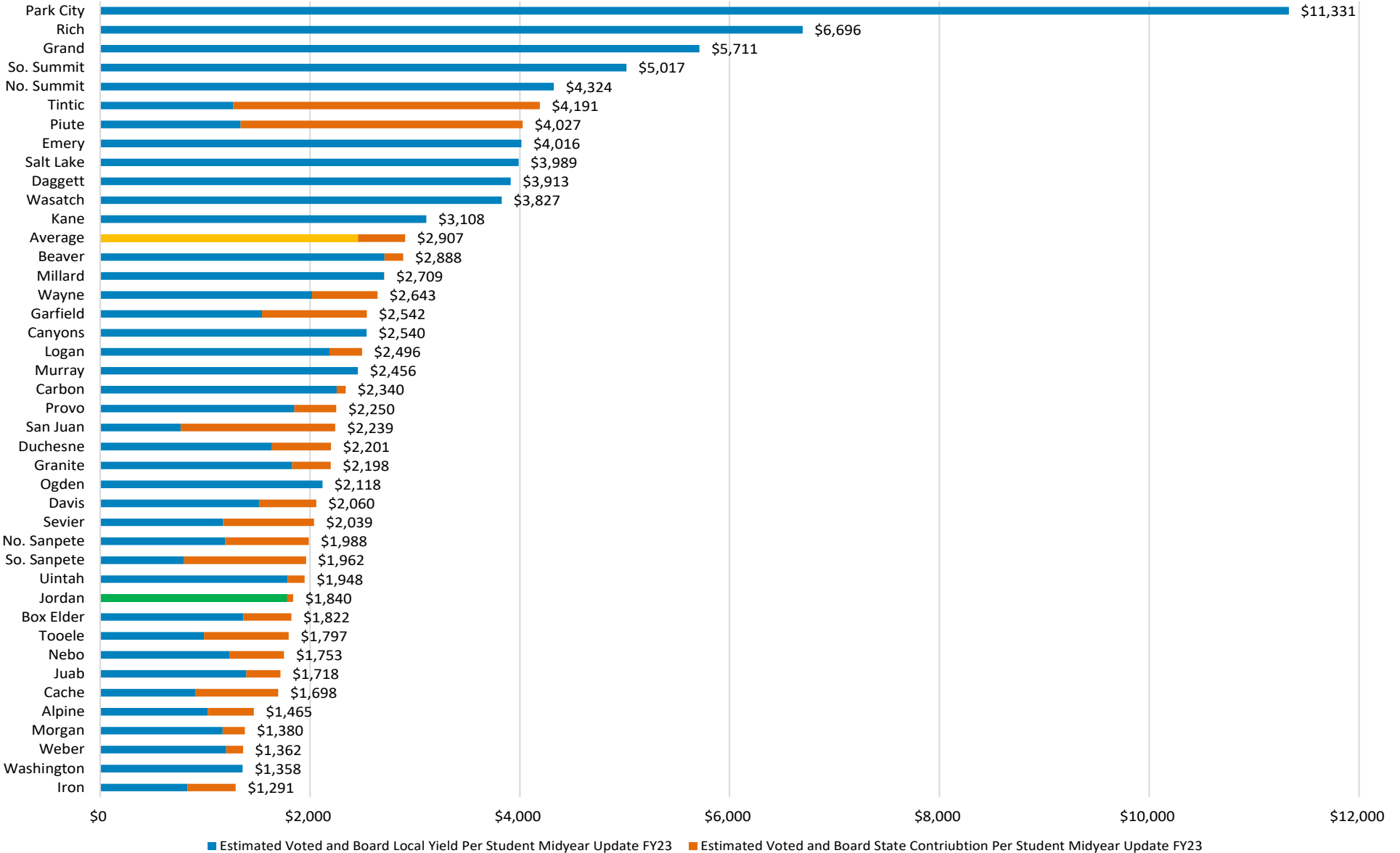


Operational Yield



Operational Yield

(Assumes Only Jordan Changes Rate)



Board Action

1. Adopt the 2022-23 final amended budget.
2. Adopt the 2023-24 proposed budget.
3. Authorize a Truth-in-Taxation hearing to set the property tax rates as follows:
 - a. Basic School Levy – the certified tax rate (as set by the Legislature)
 - b. Board/Voted Levies – a combined rate to yield an additional \$X.X million above the certified tax rate yield
 - c. Debt Service Levy – sufficient to cover debt payments
 - d. Capital Local Levy – the certified tax rate
4. Authorize any budget adjustments necessary to reflect funds received from the Certified Tax Rate and the Truth-in-Taxation hearing
5. Formally remove commitment of funds for educator grants

Questions?



BUDGET

For the Year Ending June 30, 2024

This document is the tentative proposed budget for Board of Education approval on June 13, 2023. The final budget document will be available in early July after the final tax rates have been received from the Utah State Tax Commission and the Salt Lake County Auditor's Office.

7387 South Campus View Drive
West Jordan, Utah 84084
801-567-8100
www.jordandistrict.org



7387 S. Campus View Drive
West Jordan, Utah 84084-5500
www.jordandistrict.org

June 2023

To Jordan School District Patrons:

The following pages contain the 2023-24 Jordan School District budget with many charts and graphs to assist the reader in understanding the District's budgetary trends.

Patrons are invited to review the budget and provide comment at a public hearing held on June 13, 2023, at 6:00 p.m. in the Board Room at the Jordan Academy for Technology and Careers South Campus (JATC South) located at 12723 S. Park Avenue, Riverton, Utah.

The 2023-24 budget document is available for public inspection in the office of the Business Administrator and at jordandistrict.org. For additional information about the budget, call the office of the Business Administrator 801-567-8120. Comments or suggestions should be addressed to the Jordan Board of Education, Jordan School District, 7387 S. Campus View Drive, West Jordan, Utah, 84084.

TABLE OF CONTENTS

	<u>Page</u>
District-Wide Financial Overview	
Revenue and Other Financing Sources and Uses	1
Ten-Year History of Revenue Funding Source Percentages	1
Local, State and Federal Funding	2
Jordan School District Tax Rates	2
Jordan School District's Assessed Valuation	3
Assessed Valuation per Student	3
Property Tax Assessments and Collections	4
Impact of Budget on Taxpayers	4
Property Tax per \$100,000 of Home Value	5
Property Tax per Average Home Value	5
History of Weighted Pupil Unit (WPU)	6
Comparison of Changes in WPU Value and National Inflation Rate	7
Expenditures	7
Ten-Year History of Revenue and Other Financing Sources, and Expenditures	8
Total District Enrollment	8
Jordan School District Enrollment History	9
Teacher/Pupil Staffing Ratios	9
Fund Balance	10
District-Wide Financial Overview	10
Combined Statement – All Funds	12-13
General Fund – Fund 10	
Financial Overview	14
Schedule of Revenue, Other Sources of Funds, and Fund Balance by Source, and Distribution of Expenditures and Other Uses	14
Revenue Sources	15
Budgeted Expenditures by Function	15
Statement of Revenues, Expenditures and Changes in Fund Balances	16
Revenues	17

TABLE OF CONTENTS

	<u>Page</u>
Expenditures by Function, by Object	18-20
Summary of Expenditures by Function	21
Expenditures by Object	21
Expenditures by Function per Pupil	22
Expenditures by Function	22
Statement of Revenue, Expenditures and Changes in Fund Balances Without Contingencies and Carryovers	23
Major Grants Awarded	24
Number of School Buildings in Operation	25
Debt Service – Fund 31	
Financial Overview	28
Statement of Revenues, Expenditures and Changes in Fund Balances	29
Schedule of Outstanding General Obligation Bonds – General Long-Term Debt Issued by Jordan School District	30
Schedule of Outstanding General Obligation Bonds – General Long-Term Debt	31
Capital Projects – Fund 32	
Financial Overview	32
Revenue Sources	33
Expenditures.....	33
Statement of Revenues, Expenditures and Changes in Fund Balances	34
Capital Projects – Breakdown of Expenditures	35-37
Schedule of Outstanding Lease Obligation Bonds	38
Nutrition Services – Fund 51	
Financial Overview	40
Revenue Sources	41
Expenditures.....	41
Statement of Revenues, Expenditures and Changes in Fund Balances	42
Facts and Figures.....	43
School Meal Prices.....	43

TABLE OF CONTENTS

	<u>Page</u>
Student Activities – Fund 21	
Financial Overview	44
Statement of Revenues, Expenditures and Changes in Fund Balances	45
Pass-Through Taxes – Fund 26	
Financial Overview	46
Statement of Revenues, Expenditures and Changes in Fund Balances	47
Jordan Education Foundation – Fund 75	
Financial Overview	48
Statement of Revenues, Expenditures and Changes in Fund Balances	49
Internal Service Fund – Fund 60 – Health, Life, and Long-Term Disability Self-Insurance	
Financial Overview	50
Revenue Sources	51
Expenditures.....	51
Statement of Revenues, Expenditures and Changes in Retained Earnings.....	52
Five-Year Summary of Health Insurance Premium Costs	53
Ten-Year History of Health Care Expenses	54
Comparison of Large Wasatch Front School Districts	56-57
Jordan School District Local Replacement Contributions to Charter Schools	57

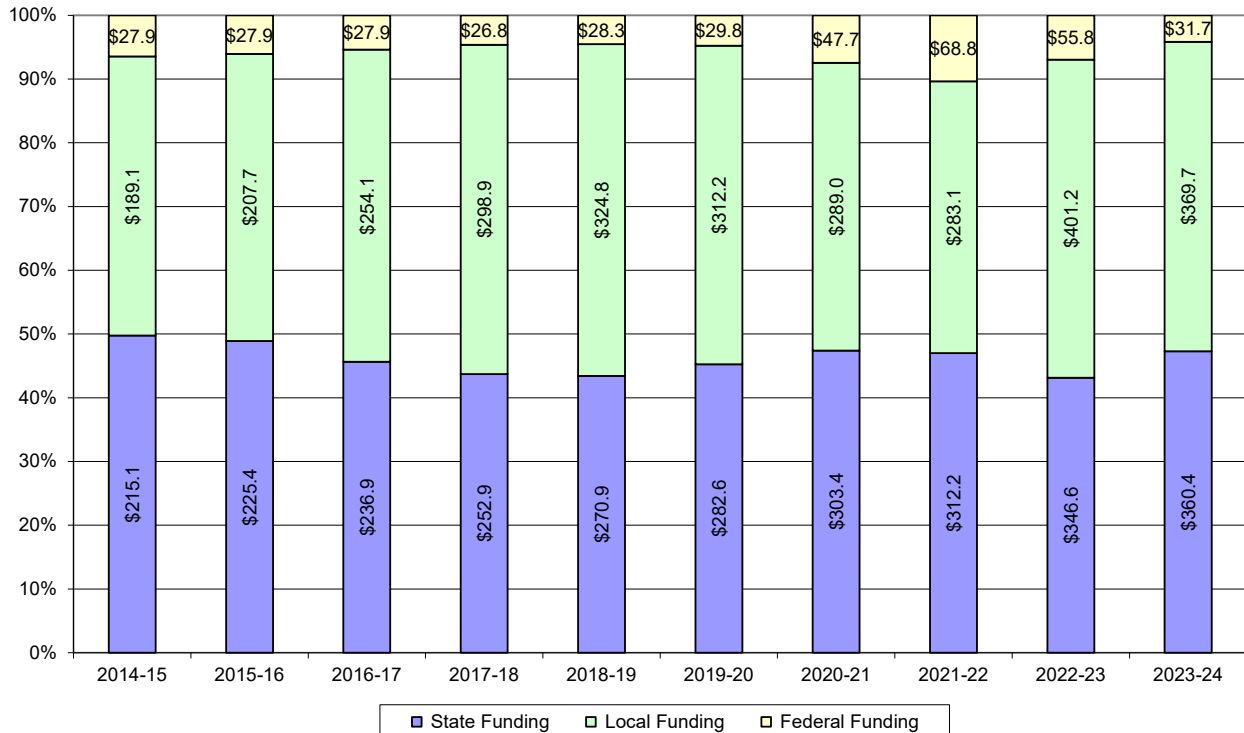
DISTRICT-WIDE FINANCIAL OVERVIEW

Information provided for District-wide revenue, expenditures, fund balance, property tax, assessed valuation, WPU, enrollment, staffing ratios

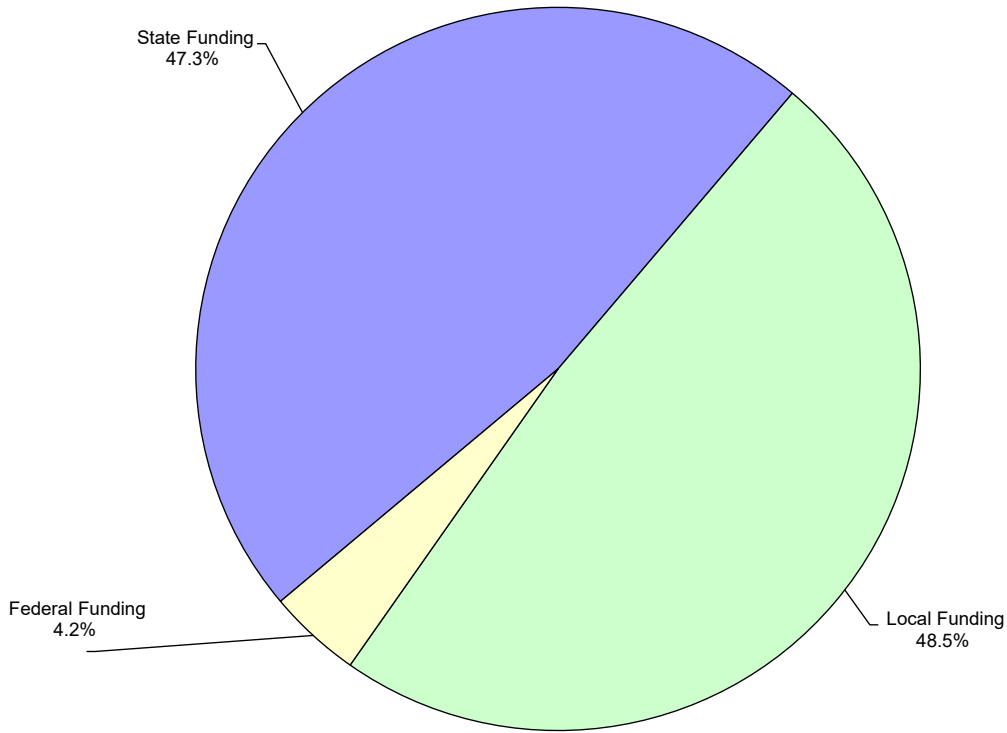
Revenue and Other Financing Sources and Uses Five-Year Comparison

	Actual 2019-20	Actual 2020-21	Actual 2021-22	Final Amended 2022-23	Proposed 2023-24	Percentage Change Increase/ (Decrease)
General	\$ 408,110,392	\$ 444,622,128	\$ 471,652,847	\$ 567,478,512	\$ 567,649,034	0.03%
Student Activities	10,583,171	10,408,890	15,788,393	23,272,000	25,097,000	7.84%
Tax Increment	21,409,712	23,406,108	25,193,295	26,329,069	28,509,405	8.28%
Nutrition Services	19,305,021	20,676,438	35,733,919	19,790,300	19,305,918	-2.45%
Jordan Education Foundation	1,172,874	1,237,164	1,274,660	2,379,110	2,416,172	1.56%
Debt Service	22,559,646	23,562,714	25,020,185	24,622,900	20,381,800	-17.22%
Capital Projects	100,994,684	72,921,970	48,464,330	96,351,151	54,869,014	-43.05%
Self-Insurance	40,422,318	43,313,567	40,928,932	43,295,200	43,521,200	0.52%
Total	\$ 624,557,818	\$ 640,148,979	\$ 664,056,561	\$ 803,518,242	\$ 761,749,543	-5.20%

Ten-Year History of Revenue Funding Source Percentages (Includes Other Financing Sources and Uses) (in millions)



Local, State, and Federal Funding – 2022-23

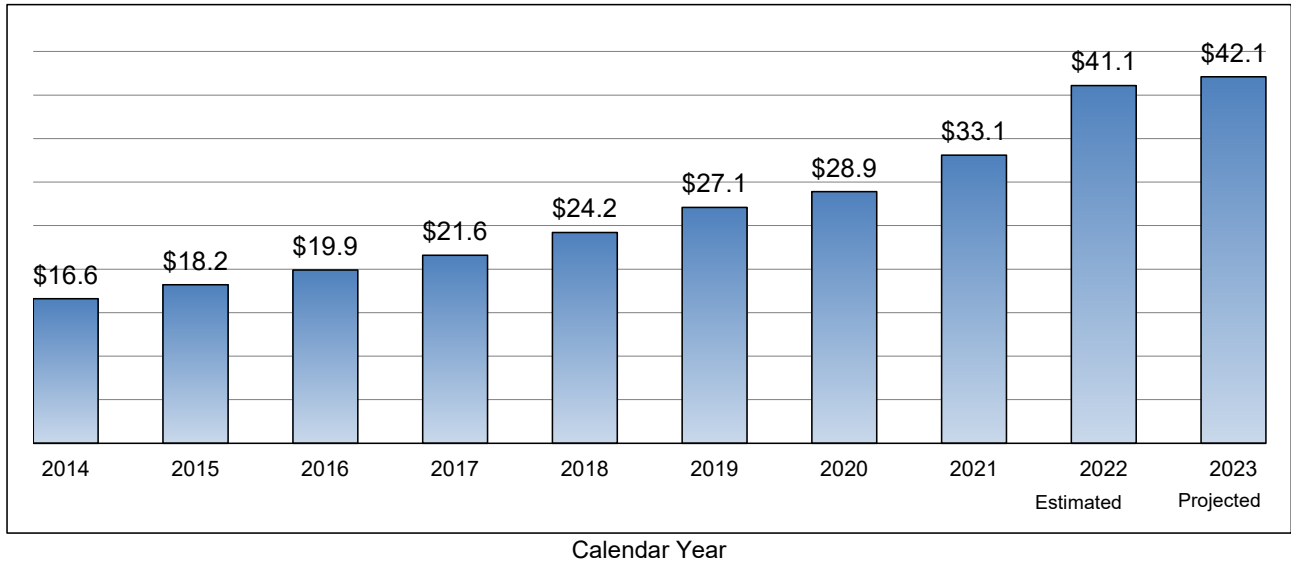


**Jordan School District Tax Rates
Five-Year Comparison**

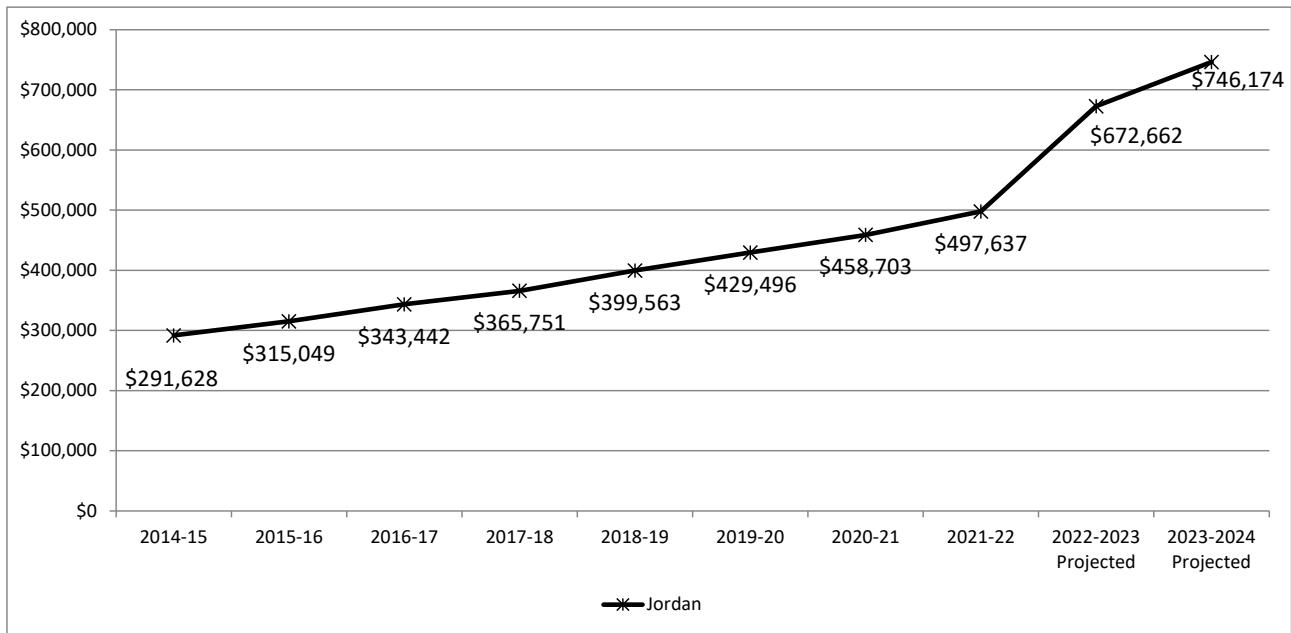
Description	Actual 2019-20	Actual 2020-21	Actual 2021-22	Actual 2022-23	Proposed 2023-24 *	Change from Prior Year
General Fund						
Basic Program (set by Legislature)	0.001661	0.001628	0.001661	0.001652	0.001652	0.000000
Voted Local Levy	0.001600	0.001571	0.001600	0.001600	0.001600	0.000000
Board Local Levy	0.000675	0.000868	0.000617	0.000946	0.000946	0.000000
Capital Projects Fund						
Capital Local Levy	0.001874	0.001634	0.001486	0.001179	0.001179	0.000000
Debt Service Fund						
General Obligation Debt	<u>0.000866</u>	<u>0.000866</u>	<u>0.000804</u>	<u>0.000591</u>	<u>0.000591</u>	<u>0.000000</u>
TOTAL	<u><u>0.006676</u></u>	<u><u>0.006567</u></u>	<u><u>0.006168</u></u>	<u><u>0.005968</u></u>	<u><u>0.005968</u></u>	<u><u>0.000000</u></u>

* New tax rates have not been calculated by the Utah State Tax Commission and Salt Lake County Auditor at the time of this publication

Jordan School District's Assessed Valuation
(In Billions)



Assessed Valuation per Student*



Source: Utah State Board of Education
 *Total assessed valuation less redevelopment adjustments

Property Tax Assessments and Collections
Years ended December 31, 2014-2023

Tax Year Ended Dec. 31	Fair Market Value * ***	Assessed Valuation *	Tax Rate **	Taxes Assessed (Net of Taxes Waived) ***	Current Collections ***	Delinquent Collections ***	Total Tax Collections	Total Collection As Percent of Current Assessment
2014	\$ 24,386,912,087	\$ 16,636,196,304	0.006700	\$ 116,151,496	\$ 114,411,721	\$ 1,656,369	\$ 116,068,090	99.93%
2015	26,721,526,904	18,216,313,665	0.006872	122,162,802	120,582,191	2,375,547	122,957,738	100.65%
2016	29,256,163,563	19,859,350,324	0.006906	129,325,760	127,521,404	1,728,512	129,249,916	99.94%
2017	32,094,899,068	21,579,843,605	0.006424	128,029,463	126,254,197	1,891,645	128,145,842	100.09%
2018	36,117,067,512	24,214,681,238	0.006501	144,913,717	143,128,739	1,682,974	144,811,713	99.93%
2019	40,631,138,934	27,117,084,315	0.006676	166,475,788	164,036,859	1,731,999	165,768,858	99.58%
2020	43,584,047,626	28,883,377,294	0.006567	172,264,555	169,966,289	2,358,470	172,324,759	100.03%
2021	50,094,158,638	33,050,613,396	0.006168	187,736,314	185,600,229	2,129,901	187,730,130	100.00%
2022 Est.	62,300,000,000	41,100,000,000	0.005968	233,000,000	230,000,000	3,000,000	233,000,000	100.00%
2023 Est.	63,800,000,000	42,100,000,000	0.005968	239,000,000	236,000,000	3,000,000	239,000,000	100.00%

* Source: Property Tax Division, Utah State Tax Commission

** Per \$1 of Taxable Value

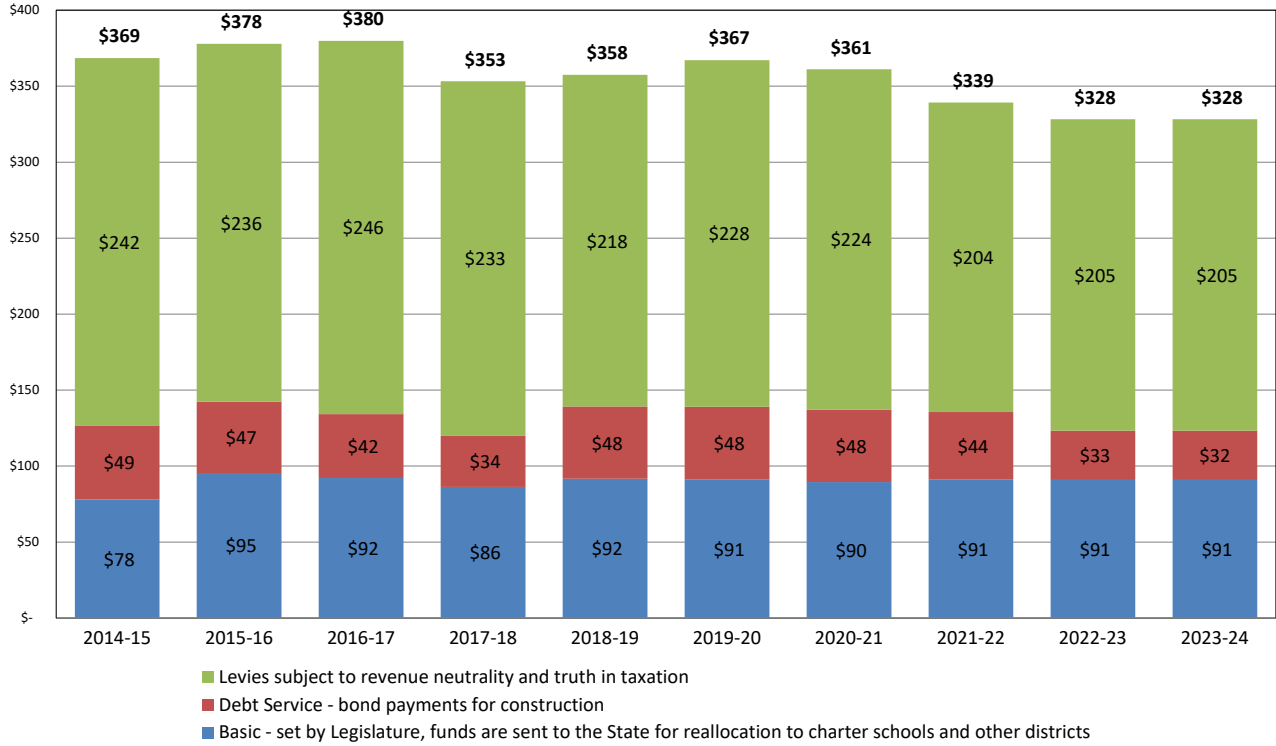
*** Source: Salt Lake County Treasurer's Office (Includes Property Tax and Motor Vehicle Fee-In-Lieu)

This schedule recognizes collections on a calendar year basis, whereas property tax collections reported in the financial statements are on a fiscal year basis. Furthermore, taxes assessed, levied, and collected beginning in 2009 are higher than normal due to a new state law requiring a redistribution of certain taxes among school districts within Salt Lake County based on enrollment and enrollment growth.

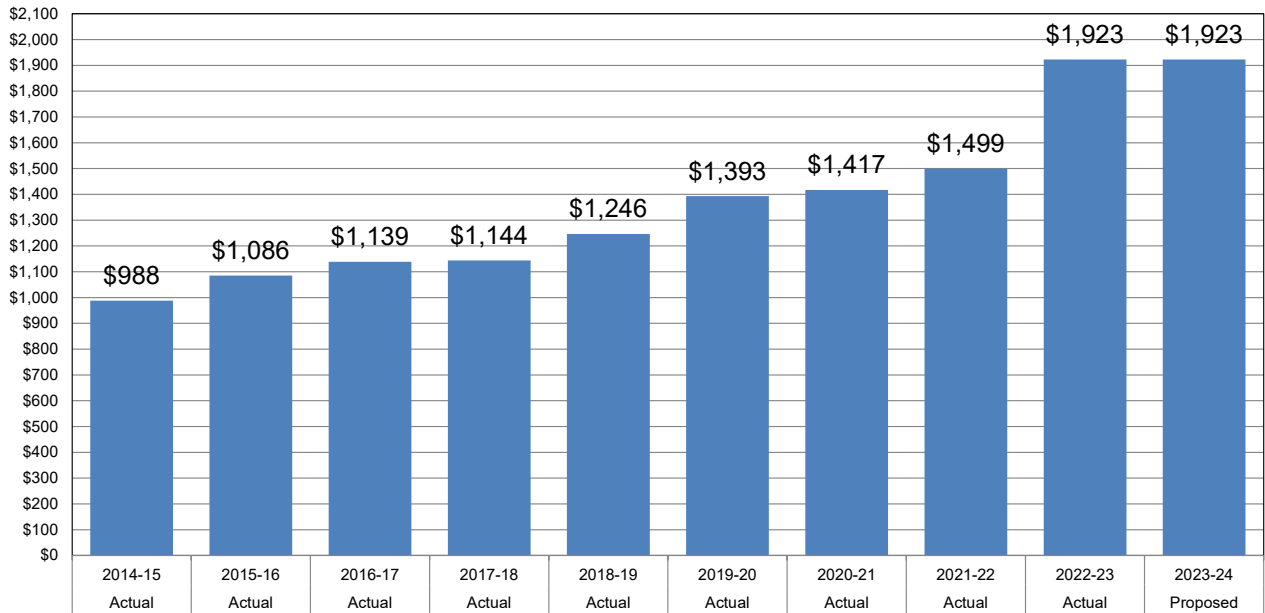
Impact of Budget on Taxpayers
For Fiscal Years 2014-15 through 2023-24

	Actual 2014-15	Actual 2015-16	Actual 2016-17	Actual 2017-18	Actual 2018-19	Actual 2019-20	Actual 2020-21	Actual 2021-22	Actual 2022-23	Proposed 2023-24
Market Value of a Home	\$100,000	\$100,000	\$100,000	\$100,000	\$100,000	\$100,000	\$100,000	\$100,000	\$100,000	\$100,000
Appraised % of Market Value	55%	55%	55%	55%	55%	55%	55%	55%	55%	55%
Taxable Value	\$55,000	\$55,000	\$55,000	\$55,000	\$55,000	\$55,000	\$55,000	\$55,000	\$55,000	\$55,000
Total Property Tax Rate Assessed	0.006700	0.006872	0.006906	0.006424	0.006501	0.006676	0.006567	0.006168	0.005968	0.005968
Property Tax Due	\$369	\$378	\$380	\$353	\$358	\$367	\$361	\$339	\$328	\$328
Property Tax Increase/Decrease From Prior Year	(\$13)	\$9	\$2	(\$27)	\$6	\$9	(\$6)	(\$22)	(\$11)	\$0

Property Tax per \$100,000 of Home Value



Property Tax per Average Home Value



Average Home Value per Salt Lake County Assessor's Office

\$268,100 \$278,200 \$299,800 \$323,800 \$348,500 \$379,400 \$392,400 \$442,000 \$585,900 \$585,900

History of Weighted Pupil Unit (WPU)

<u>Year</u>	<u>Enrollment*</u>	<u>Change</u>	<u>Year</u>	<u>WPU's</u>	<u>Change</u>
1986-87	61,047	3.28%	1986-87	73,744.548	3.25%
1987-88	62,281	2.02%	1987-88	74,362.264	0.84%
1988-89	62,702	0.68%	1988-89	75,409.962	1.41%
1989-90	63,514	1.30%	1989-90	76,754.685	1.78%
1990-91	64,964	2.28%	1990-91	79,488.063	3.56%
1991-92	66,881	2.95%	1991-92	87,056.091	9.52%
1992-93	68,847	2.94%	1992-93	88,338.331	1.47%
1993-94	70,255	2.05%	1993-94	91,317.853	3.37%
1994-95	70,760	0.72%	1994-95	92,972.096	1.81%
1995-96	71,701	1.33%	1995-96	94,413.787	1.55%
1996-97	72,693	1.38%	1996-97	95,955.836	1.63%
1997-98	73,180	0.67%	1997-98	99,081.464	3.26%
1998-99	73,285	0.14%	1998-99	98,680.402	(0.40%)
1999-00	73,093	(0.26%)	1999-00	99,833.706	1.17%
2000-01	73,137	0.06%	2000-01	99,481.413	(0.35%)
2001-02	73,471	0.46%	2001-02	92,936.613 **	(6.58%)
2002-03	73,808	0.46%	2002-03	93,575.610	0.69%
2003-04	74,761	1.29%	2003-04	94,468.947	0.95%
2004-05	75,716	1.28%	2004-05	95,537.759	1.13%
2005-06	77,240	2.01%	2005-06	97,777.363	2.34%
2006-07	78,708	1.90%	2006-07	99,887.622	2.16%
2007-08	80,187	1.88%	2007-08	101,583.468	1.70%
2008-09	81,017	1.04%	2008-09	102,865.393	1.26%
2009-10****	48,439	(40.21%)	2009-10****	61,427.974	(40.28%)
2010-11	49,729	2.66%	2010-11	62,766.304	2.18%
2011-12	50,640	1.83%	2011-12	64,436.160	2.66%
2012-13	52,037	2.76%	2012-13	66,472.882	3.16%
2013-14	52,856	1.57%	2013-14	67,142.853	1.01%
2014-15	51,806	(1.99%)	2014-15	67,398.184	0.38%
2015-16	52,324	1.00%	2015-16	67,317.250	(0.12%)
2016-17	52,507	0.35%	2016-17	67,692.306	0.56%
2017-18	53,519	1.93%	2017-18	68,543.127	1.26%
2018-19	54,865	2.51%	2018-19	70,062.120	2.22%
2019-20	56,339	2.69%	2019-20	72,025.132	2.80%
2020-21	56,102	-0.42%	2020-21	72,177.335	0.21%
2021-22	57,840	3.10%	2021-22	74,479.106	3.19%
2022-23	57,829	-0.02%	2022-23	75,785.496 ***	1.75%
2022-24	58,389 ***	0.97%	2022-24	76,741.792 ***	1.26%

* Enrollment as of October 1 for all grades

** The large WPU decrease is the result of a major change in the state minimum school program funding formula.

*** Projection

**** Effective 2009-10, the District was divided into two Districts

Comparison of Changes in WPU Value and National Inflation Rate

Year	WPU Value	% Change WPU Value	National Inflation Rate*	Year	WPU Value	% Change WPU Value	National Inflation Rate	
1986-87	\$1,204	2.0%	3.6%	2005-06	\$2,280	6.0%	3.2%	
1987-88	\$1,204	0.0%	4.1%	2006-07	\$2,417	6.0%	2.8%	
1988-89	\$1,204	0.0%	4.8%	2007-08	\$2,514	4.0%	3.8%	
1989-90	\$1,240	3.0%	5.4%	2008-09	\$2,577	2.5%	(0.4%)	
1990-91	\$1,346	8.5%	4.2%	2009-10	\$2,577	0.0%	1.6%	
1991-92	\$1,408	4.6%	3.0%	2010-11	\$2,577	0.0%	3.2%	
1992-93	\$1,490	5.8%	3.0%	2011-12	\$2,816	**	9.3%	2.1%
1993-94	\$1,539	3.3%	2.6%	2012-13	\$2,842	0.9%	1.5%	
1994-95	\$1,608	4.5%	2.8%	2013-14	\$2,899	2.0%	1.6%	
1995-96	\$1,672	4.0%	3.0%	2014-15	\$2,972	2.5%	0.1%	
1996-97	\$1,739	4.0%	2.3%	2015-16	\$3,092	4.0%	1.3%	
1997-98	\$1,791	3.0%	1.6%	2016-17	\$3,184	3.0%	2.1%	
1998-99	\$1,854	3.5%	2.2%	2017-18	\$3,311	4.0%	2.9%	
1999-00	\$1,901	2.5%	3.4%	2018-19	\$3,395	2.5%	1.8%	
2000-01	\$2,006	5.5%	2.8%	2019-20	\$3,532	4.0%	0.6%	
2001-02	\$2,116	5.5%	1.6%	2020-21	\$3,596	1.8%	5.4%	
2002-03	\$2,132	0.8%	2.3%	2021-22	\$3,809	5.9%	9.1%	
2003-04	\$2,150	0.8%	2.7%	2022-23	\$4,038	6.0%	Not Available	
2004-05	\$2,182	1.5%	3.4%	2022-24	\$4,280	6.0%	Not Available	

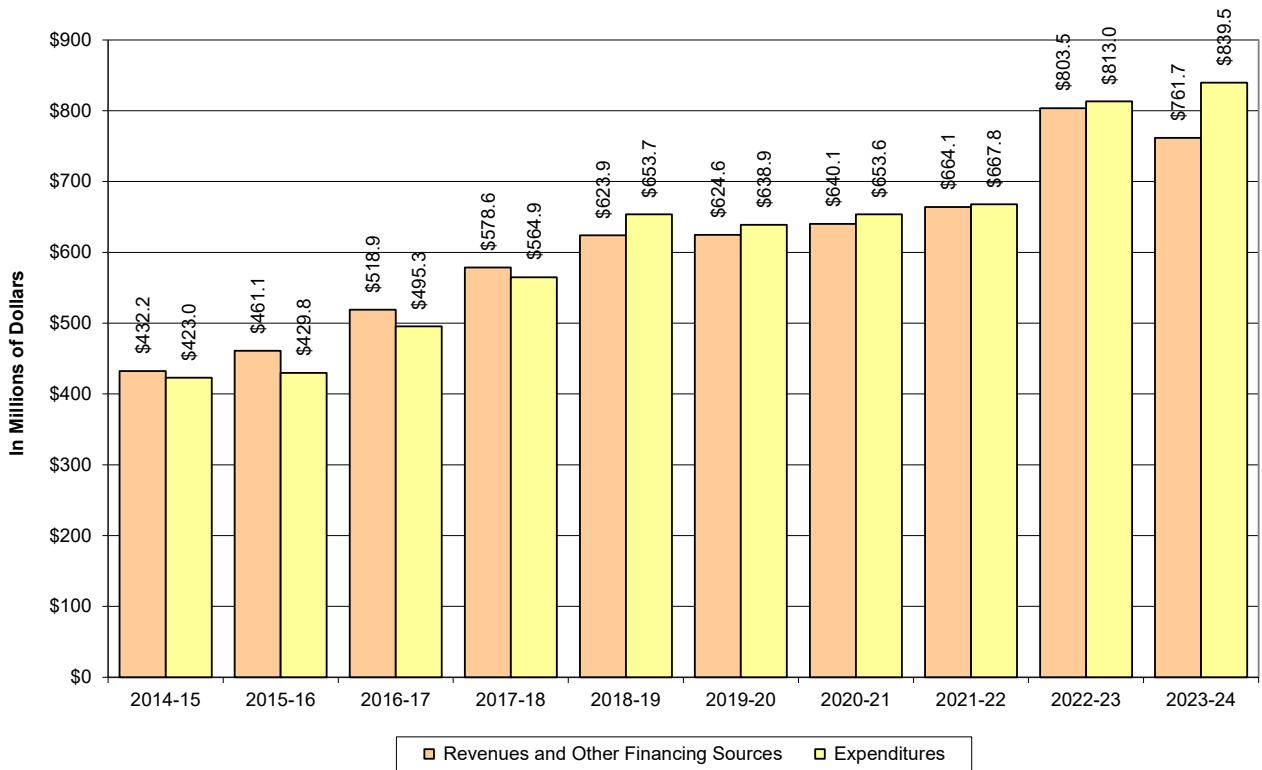
* National Inflation (CPI-U) Rate provided by the U.S. Department of Labor, Bureau of Labor Statistics.

** The large WPU value increase is the result of the State of Utah combining other funding sources into the WPU value. The net change for 2011-12 was an overall decrease in funding.

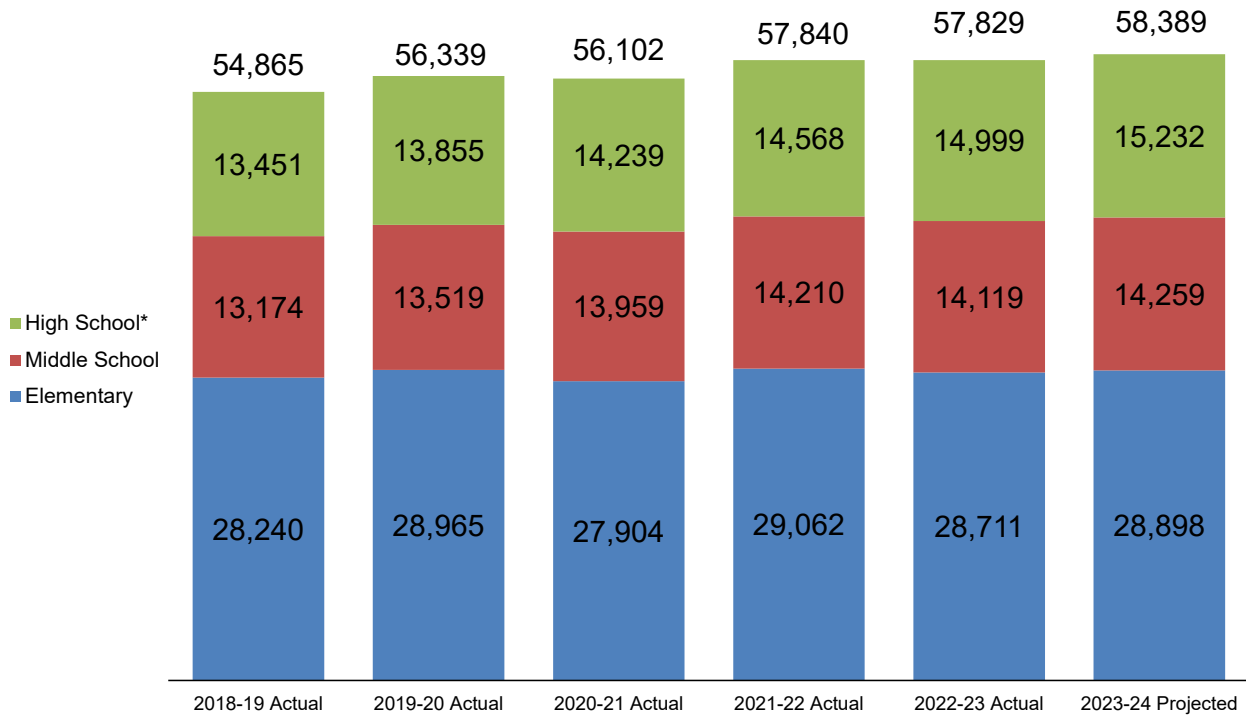
**Expenditures
Five-Year Comparison**

	Actual 2019-20	Actual 2020-21	Actual 2021-22	Final Amended 2022-23	Proposed 2023-24	Percentage Change Increase/ (Decrease)
General	\$ 418,269,252	\$ 464,008,548	\$ 479,080,169	\$ 580,737,863	\$ 611,735,673	5.34%
Student Activities	11,476,215	10,298,275	16,399,372	23,354,772	25,179,772	7.81%
Tax Increment	21,409,712	23,406,108	25,193,295	26,329,069	28,509,405	8.28%
Nutrition Services	20,504,416	20,550,955	23,998,076	27,392,699	26,790,637	-2.20%
Jordan Education Foundation	1,270,716	1,064,714	1,193,817	2,372,186	2,400,372	1.19%
Debt Service	21,981,539	23,823,392	24,767,850	25,833,271	19,806,860	-23.33%
Capital Projects	107,169,018	67,459,341	51,694,402	74,676,000	67,655,662	-9.40%
Self-Insurance	36,808,517	42,946,007	45,445,659	52,317,778	57,410,278	9.73%
Total	\$ 638,889,385	\$ 653,557,340	\$ 667,772,640	\$ 813,013,638	\$ 839,488,659	3.26%

Ten-Year History of Revenue and Other Financing Sources, and Expenditures

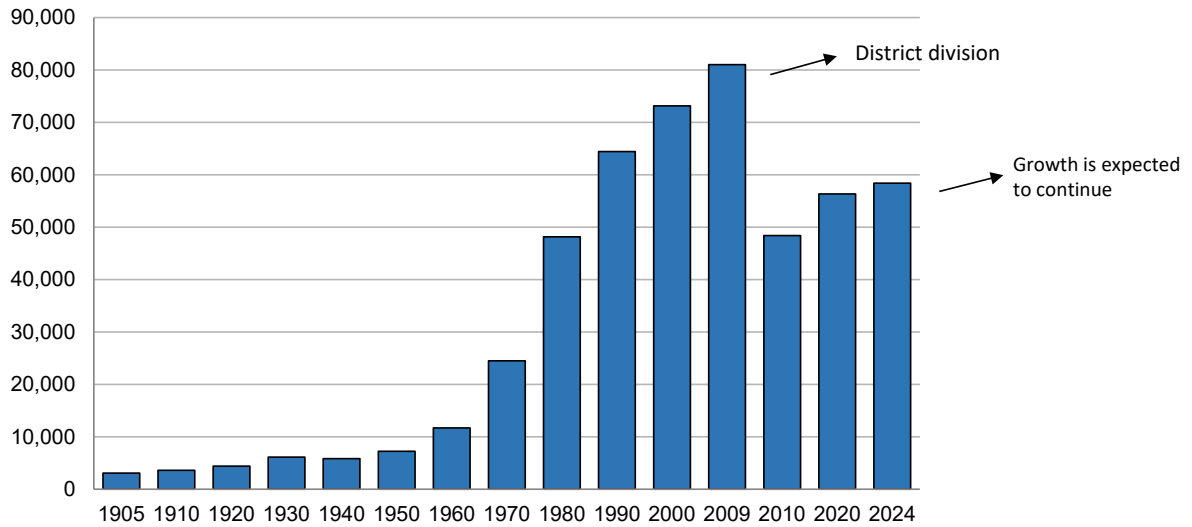


Total District Enrollment



*Includes special school enrollments.

Jordan School District Enrollment History



Teacher/Pupil Staffing Ratios

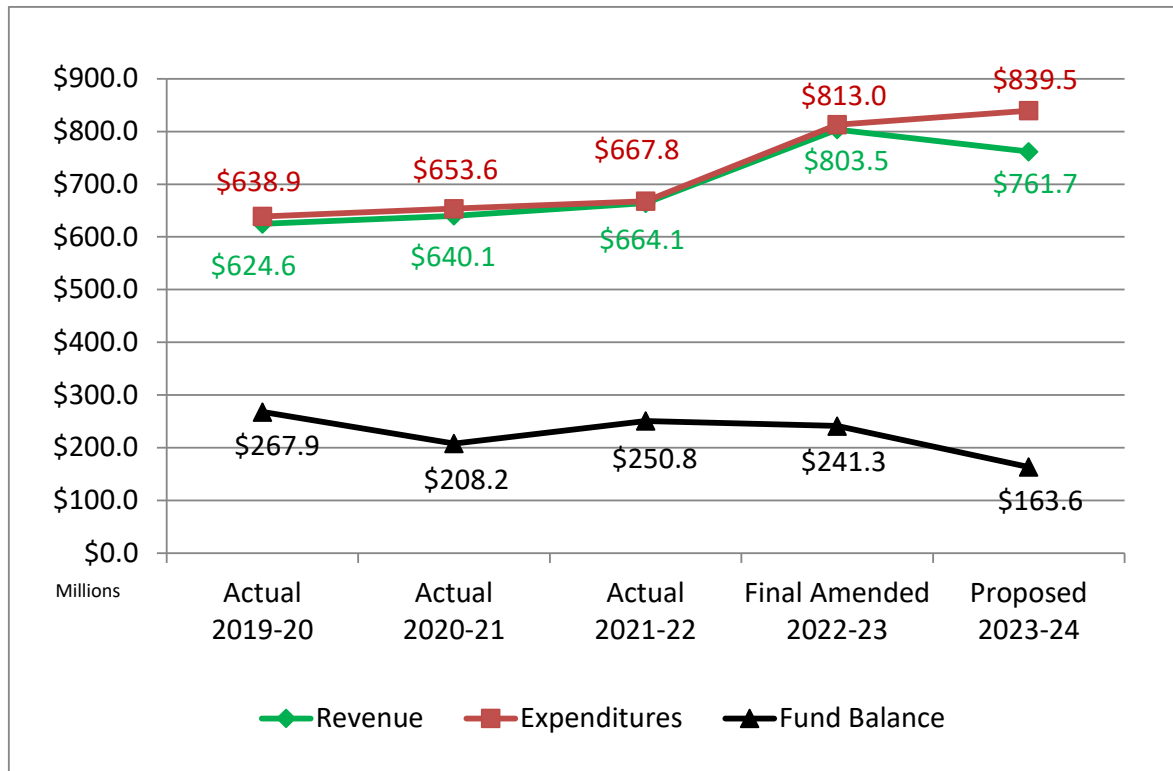
	<u>2022-23</u>	<u>2023-24</u>	<u>Change</u>
Kindergarten	1 to 44.00	1 to 44.00	0.00
Grade 1	1 to 22.00	1 to 22.00	0.00
Grade 2	1 to 22.00	1 to 22.00	0.00
Grade 3	1 to 22.00	1 to 22.00	0.00
Grades 4, 5, 6	1 to 26.00	1 to 26.00	0.00
Grades 7, 8	1 to 26.00	1 to 26.00	0.00
Grade 9	1 to 27.00	1 to 27.00	0.00
Grades 10, 11, 12	1 to 27.00	1 to 27.00	0.00

Note: Teacher/pupil staffing ratios are used for hiring staff and are a targeted average for the District. Actual class sizes may vary widely depending on the move-in patterns of students, school demographics, etc.

Fund Balance Five-Year Comparison

	Actual 2019-20	Actual 2020-21	Actual 2021-22	Final Amended 2022-23	Proposed 2023-24	Percentage Change Increase/ (Decrease)
General	\$ 152,619,370	\$ 133,232,950	\$ 125,805,628	\$ 112,546,277	\$ 68,459,638	-39.17%
Student Activities	6,174,838	6,285,453	5,674,474	5,591,702	5,508,930	-1.48%
Tax Increment	-	-	-	-	-	0.00%
Nutrition Services	7,966,419	8,091,902	19,827,745	12,225,346	4,740,627	-61.22%
Jordan Education Foundation	1,355,082	1,527,532	1,608,375	1,615,299	1,631,099	0.98%
Debt Service	1,374,446	1,113,768	1,366,103	155,732	730,672	369.19%
Capital Projects	63,226,891	68,689,520	65,459,448	87,134,599	74,347,951	-14.67%
Self-Insurance	35,200,706	35,568,266	31,051,539	22,028,961	8,139,883	-63.05%
Total	\$ 267,917,752	\$ 254,509,391	\$ 250,793,312	\$ 241,297,916	\$ 163,558,800	-32.22%

District-Wide Financial Overview



Note: Fund balance amounts are as of June 30.

This page intentionally left blank.

JORDAN SCHOOL DISTRICT

COMBINED STATEMENT OF REVENUES, EXPENDITURES, AND CHANGES IN FUND BALANCES - ALL FUNDS

For the Year Ending June 30, 2024 (With Comparative Totals for Prior Years)

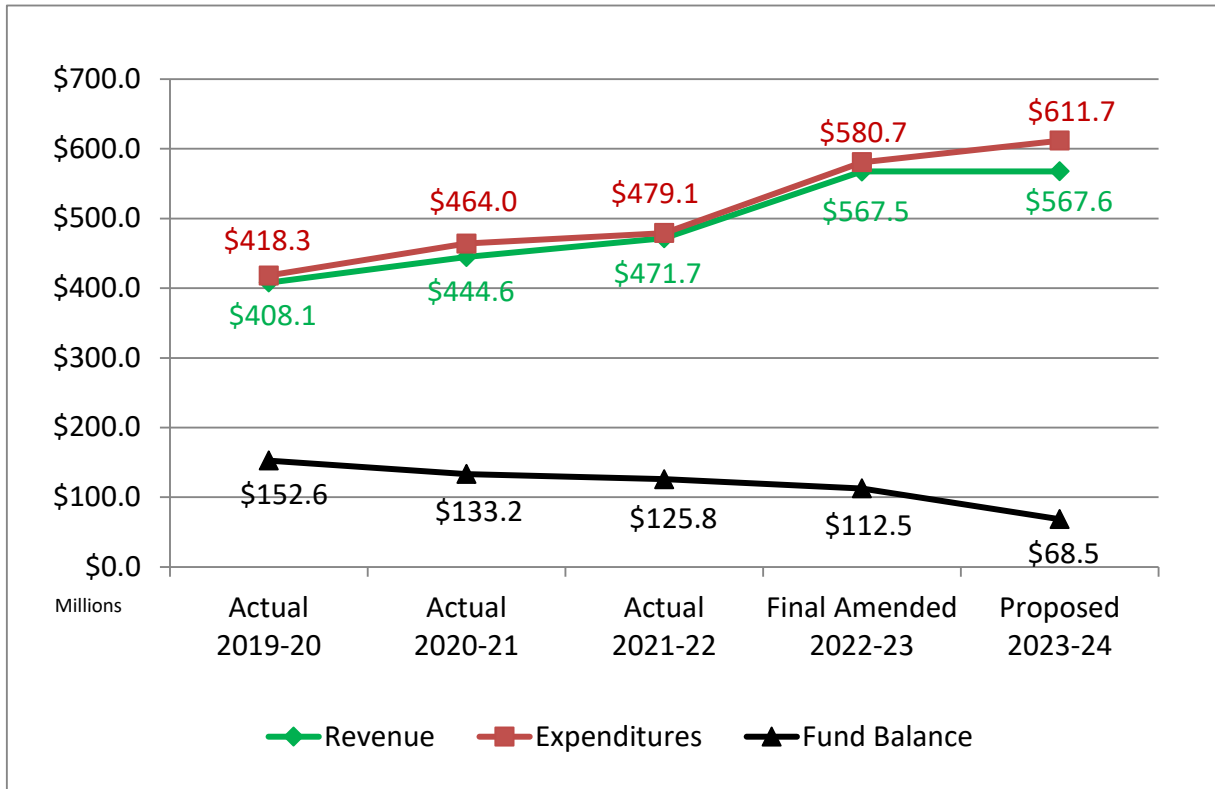
	Governmental Fund Types				
	General Fund	Student Activities	Pass-Through Taxes Fund	Nutrition Services Fund	Jordan Education Foundation
REVENUES					
Property Taxes	\$ 172,483,700	\$ -	\$ 28,509,405	\$ -	\$ -
Interest From Investments	7,990,000	272,000	-	482,300	30,800
Other Local	9,076,415	24,825,000	-	-	2,000,000
School Foods Sales	-	-	-	7,820,423	-
State of Utah	356,143,958	-	-	3,864,000	-
Federal Government	22,340,333	-	-	7,139,195	-
Total Revenues	<u>568,034,406</u>	<u>25,097,000</u>	<u>28,509,405</u>	<u>19,305,918</u>	<u>2,030,800</u>
EXPENDITURES					
Instruction	410,839,460	25,179,772	-	-	-
Support Services:					
Students	44,927,816	-	-	-	-
Instructional Staff	20,033,148	-	-	-	-
General District Administration	4,269,513	-	-	-	-
School Administration	42,582,468	-	-	-	-
Business	4,833,956	-	-	-	-
Operation & Maintenance of Facilities	55,142,919	-	-	-	-
Student Transportation	20,480,955	-	-	-	-
Personnel, Planning & Data Processing	8,625,438	-	-	-	-
Food Service	-	-	-	26,790,637	-
Community, Adult, Preschool and Other	-	-	28,509,405	-	2,400,372
Capital Acquisitions	-	-	-	-	-
Debt Service	-	-	-	-	-
Total Expenditures	<u>611,735,673</u>	<u>25,179,772</u>	<u>28,509,405</u>	<u>26,790,637</u>	<u>2,400,372</u>
Excess (Deficiency) of Revenues Over Expenditures	<u>(43,701,267)</u>	<u>(82,772)</u>	<u>-</u>	<u>(7,484,719)</u>	<u>(369,572)</u>
OTHER FINANCING SOURCES (USES)					
Bond Proceeds	-	-	-	-	-
Refunding Bonds Issued	-	-	-	-	-
Lease Revenue Bonds Issued	-	-	-	-	-
Sale of Fixed Assets	-	-	-	-	-
Interfund Transfer In	-	-	-	-	385,372
Interfund Transfer Out	<u>(385,372)</u>	<u>-</u>	<u>-</u>	<u>-</u>	<u>-</u>
Total Other Finance Sources (Uses)	<u>(385,372)</u>	<u>-</u>	<u>-</u>	<u>-</u>	<u>385,372</u>
Excess (Deficiency) of Revenues and Other Sources Over Expenditures	<u>(44,086,639)</u>	<u>(82,772)</u>	<u>-</u>	<u>(7,484,719)</u>	<u>15,800</u>
Fund Balance, Beginning of Year	<u>112,546,277</u>	<u>5,591,702</u>	<u>-</u>	<u>12,225,346</u>	<u>1,615,299</u>
Fund Balance, End of Year	<u>\$ 68,459,638</u>	<u>\$ 5,508,930</u>	<u>\$ -</u>	<u>\$ 4,740,627</u>	<u>\$ 1,631,099</u>

Debt Service Fund	Capital Projects Fund	Proprietary Fund	Totals				
		Internal Service Fund	Proposed 2023-24	Final Amended 2022-23	Actual 2021-22	Actual 2020-21	Actual 2019-20
\$ 20,049,000	\$ 49,635,900	\$ -	\$ 270,678,005	\$ 267,462,769	\$ 212,244,847	\$ 198,056,437	\$ 189,342,724
332,800	2,500,000	805,200	12,413,100	12,413,100	1,669,889	1,722,776	7,737,958
-	100,000	42,716,000	78,717,415	76,695,071	67,918,544	68,701,126	59,929,814
-	-	-	7,820,423	6,698,000	601,643	310,643	6,055,460
-	363,856	-	360,371,814	346,572,373	312,150,319	303,468,094	282,574,300
-	2,219,258	-	31,698,786	55,768,929	68,758,970	47,721,881	29,828,758
<u>20,381,800</u>	<u>54,819,014</u>	<u>43,521,200</u>	<u>761,699,543</u>	<u>765,610,242</u>	<u>663,344,212</u>	<u>619,980,957</u>	<u>575,469,014</u>
-	-	-	436,019,232	408,657,359	336,241,463	321,172,285	290,738,761
-	-	-	44,927,816	46,975,479	32,609,017	31,669,341	27,178,401
-	-	-	20,033,148	24,096,351	23,321,116	20,296,722	19,340,161
-	-	-	4,269,513	4,180,564	3,652,984	3,609,379	3,334,222
-	-	-	42,582,468	40,266,882	32,973,442	31,523,849	28,970,206
-	-	-	4,833,956	4,742,716	3,921,351	4,988,046	4,289,228
-	-	-	55,142,919	48,901,245	39,856,238	39,592,423	36,339,580
-	-	-	20,480,955	17,636,827	15,234,293	13,336,035	12,406,758
-	-	-	8,625,438	8,635,212	7,669,637	8,118,743	7,148,150
-	-	-	26,790,637	27,392,699	23,998,076	20,550,955	20,504,416
-	-	57,410,278	88,320,055	81,019,033	71,832,771	67,416,829	59,488,945
-	67,655,662	-	67,655,662	74,676,000	51,694,402	67,459,341	107,169,018
19,806,860	-	-	19,806,860	25,833,271	24,767,850	23,823,392	21,981,539
<u>19,806,860</u>	<u>67,655,662</u>	<u>57,410,278</u>	<u>839,488,659</u>	<u>813,013,638</u>	<u>667,772,640</u>	<u>653,557,340</u>	<u>638,889,385</u>
574,940	(12,836,648)	(13,889,078)	(77,789,116)	(47,403,396)	(4,428,428)	(33,576,383)	(63,420,371)
-	-	-	-	-	-	-	48,838,087
-	-	-	-	-	-	-	20,252,000
-	-	-	-	37,858,000	-	19,853,000	-
-	50,000	-	50,000	50,000	712,349	315,022	216,361
-	-	-	385,372	348,310	354,883	236,085	206,051
-	-	-	(385,372)	(348,310)	(354,883)	(236,085)	(206,051)
<u>-</u>	<u>50,000</u>	<u>-</u>	<u>50,000</u>	<u>37,908,000</u>	<u>712,349</u>	<u>20,168,022</u>	<u>49,088,804</u>
574,940	(12,786,648)	(13,889,078)	(77,739,116)	(9,495,396)	(3,716,079)	(13,408,361)	(14,331,567)
155,732	87,134,599	22,028,961	241,297,916	250,793,312	254,509,391	267,917,752	282,249,319
<u>\$ 730,672</u>	<u>\$ 74,347,951</u>	<u>\$ 8,139,883</u>	<u>\$ 163,558,800</u>	<u>\$ 241,297,916</u>	<u>\$ 250,793,312</u>	<u>\$ 254,509,391</u>	<u>\$ 267,917,752</u>

GENERAL FUND – FUND 10

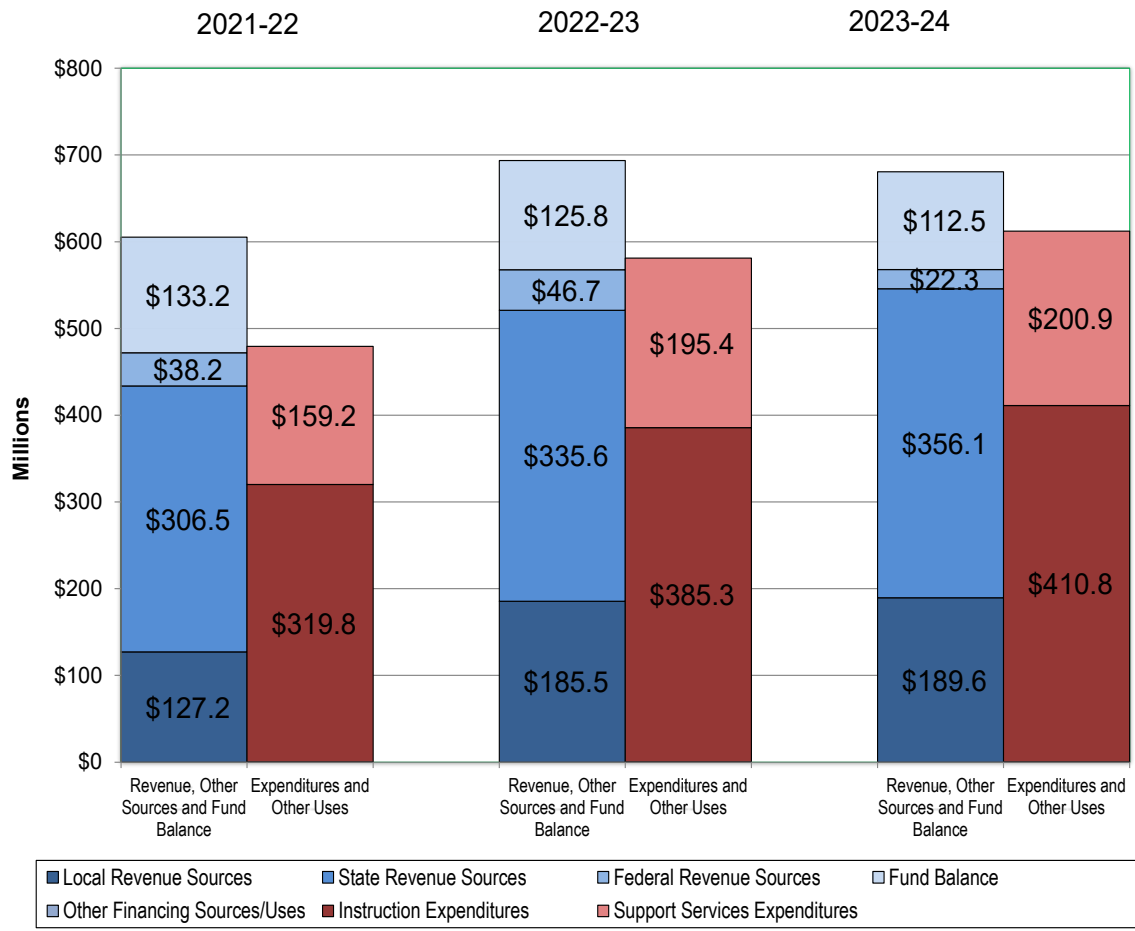
The General Fund is used to account for resources which are not required legally or by sound financial management to be accounted for in another fund. Utah law defines the General Fund as the Maintenance and Operation Fund.

General Fund Financial Overview

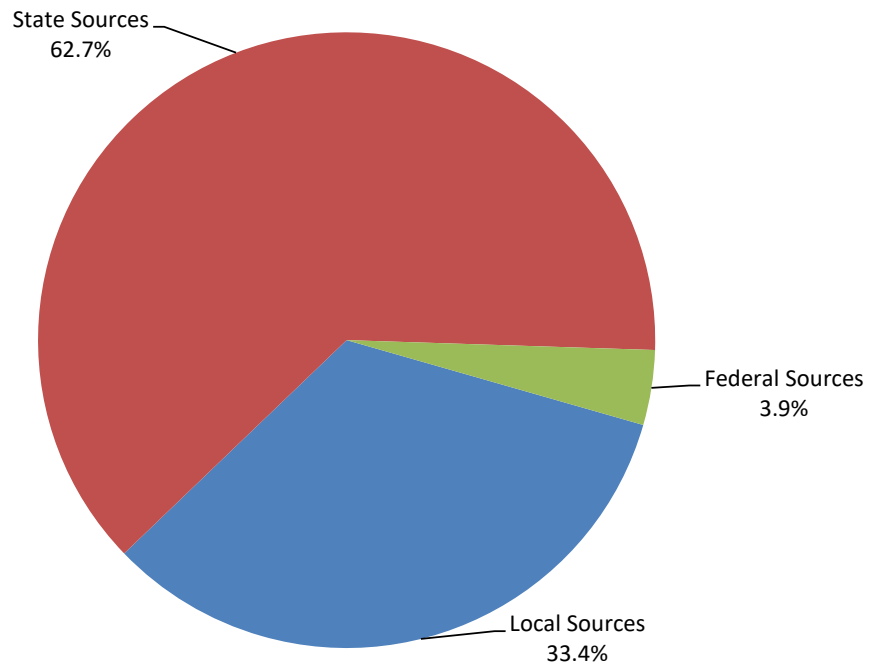


Note: Fund balance amounts are as of June 30.

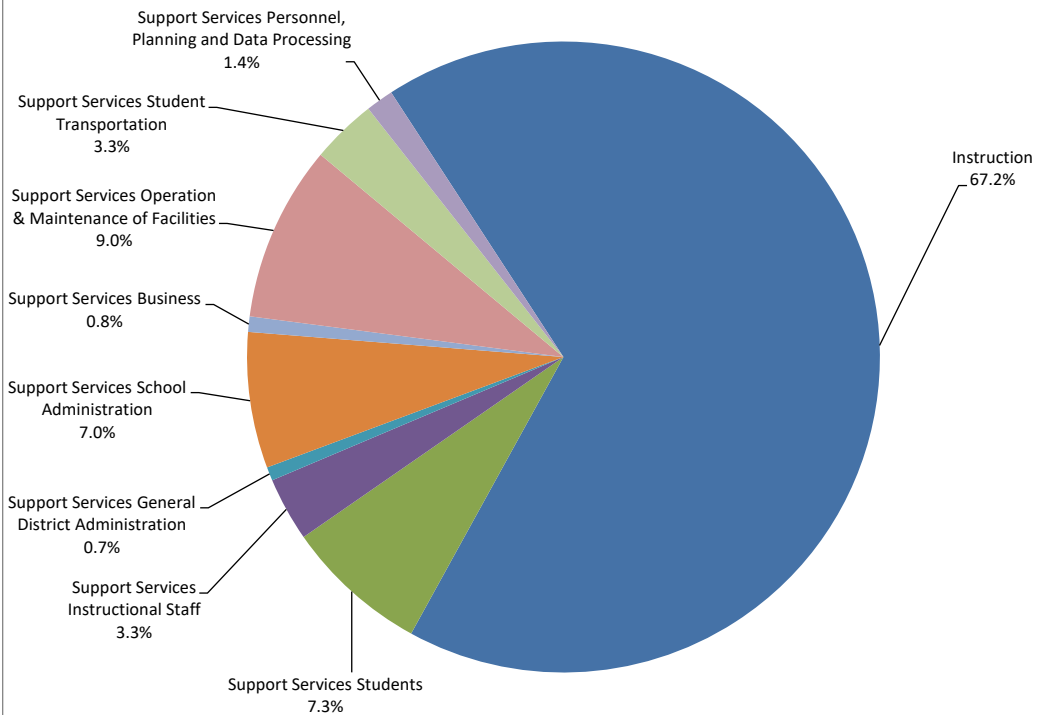
**General Fund
Schedule of Revenue, Other Sources, and Fund Balance by Source and
Distribution of Expenditures and Other Uses**



General Fund Revenue Sources



General Fund Budgeted Expenditures by Function



JORDAN SCHOOL DISTRICT

FUND 10 - GENERAL FUND

STATEMENT OF REVENUES, EXPENDITURES AND CHANGES IN FUND BALANCES

	Actual 2019-20	Actual 2020-21	Actual 2021-22	Final Amended 2022-23	Proposed 2023-24
REVENUES					
Local Sources	\$ 111,346,877	\$ 116,760,760	\$ 127,233,057	\$ 185,481,771	\$ 189,550,115
State Sources	277,963,825	298,390,965	306,531,157	335,605,380	356,143,958
Federal Sources	19,005,741	29,706,488	38,243,516	46,739,671	22,340,333
Total Revenues	408,316,443	444,858,213	472,007,730	567,826,822	568,034,406
EXPENDITURES					
Instruction	279,262,546	310,874,010	319,842,091	385,302,587	410,839,460
Support Services					
Students	27,178,401	31,669,341	32,609,017	46,975,479	44,927,816
Instructional Staff	19,340,161	20,296,722	23,321,116	24,096,351	20,033,148
General District Administration	3,334,222	3,609,379	3,652,984	4,180,564	4,269,513
School Administration	28,970,206	31,523,849	32,973,442	40,266,882	42,582,468
Business	4,289,228	4,988,046	3,921,351	4,742,716	4,833,956
Operation & Maintenance of Facilities	36,339,580	39,592,423	39,856,238	48,901,245	55,142,919
Student Transportation	12,406,758	13,336,035	15,234,293	17,636,827	20,480,955
Personnel, Planning and Data Processing	7,148,150	8,118,743	7,669,637	8,635,212	8,625,438
Total Expenditures	418,269,252	464,008,548	479,080,169	580,737,863	611,735,673
Excess (Deficiency) of Revenues Over Expenditures	(9,952,809)	(19,150,335)	(7,072,439)	(12,911,041)	(43,701,267)
Other Financing Sources (Uses)					
Interfund Transfer Out	(206,051)	(236,085)	(354,883)	(348,310)	(385,372)
Interfund Transfer In	-	-	-	-	-
Fund Balance, Beginning of Year	162,778,230	152,619,370	133,232,950	125,805,628	112,546,277
Ending Fund Balance	\$ 152,619,370	\$ 133,232,950	\$ 125,805,628	\$ 112,546,277	\$ 68,459,638
FUND BALANCE					
Nonspendable					
Inventories	\$ 1,219,900	\$ 1,157,473	\$ 1,214,094	\$ 1,300,000	\$ 1,300,000
Restricted for					
Programs	5,176,667	4,047,892	2,163,807	-	-
Committed to					
Contractual Obligations	2,849,085	3,647,195	11,983,489	-	-
Economic Stabilization	23,100,000	25,700,000	27,100,000	29,000,000	29,000,000
Compensated Absences	4,981,898	5,722,116	5,598,476	6,000,000	6,000,000
Retiree Benefits	33,668,697	29,734,496	24,847,566	21,496,406	18,761,847
West Jordan Feeder	1,351,850	-	-	1,500,000	1,500,000
Educator Grants	5,433,222	3,421,338	1,897,791	1,897,791	1,897,791
Assigned to					
Educational Programs	5,820,455	7,828,172	10,272,943	-	-
Personnel	20,863,483	27,614,912	34,000,000	10,000,000	10,000,000
Unassigned	48,154,113	24,359,356	6,727,462	41,352,080	-
Total Fund Balance	\$ 152,619,370	\$ 133,232,950	\$ 125,805,628	\$ 112,546,277	\$ 68,459,638

Notes: (1) The commitment for economic stabilization is permitted by state law. This reserve is for contingencies. According to state law, the District may not use this commitment in the negotiation or settlement of contract salaries for District employees. Expenditures from this commitment require a written resolution adopted by the Board of Education filed with the Utah State Office of Education and State Auditor. The legal maximum of this commitment is 5% of the maintenance and operation budget.

(2) The 2023-24 proposed budget shows an unassigned fund balance of \$0, as required by state law. However, an unassigned fund balance will likely arise at year-end due to conservative budgeting practices.

JORDAN SCHOOL DISTRICT

FUND 10 - GENERAL

REVENUES

	Actual 2019-20	Actual 2020-21	Actual 2021-22	Final Amended 2022-23	Proposed 2023-24
REVENUES					
Local Sources					
Tax Revenue	\$ 97,408,734	\$ 106,730,708	\$ 115,960,132	\$ 168,386,700	\$ 172,483,700
Interest	5,234,274	1,125,045	1,091,596	7,990,000	7,990,000
Tuition	2,165,691	1,930,039	2,241,373	1,469,347	1,455,735
Other	6,538,178	6,974,968	7,939,956	7,635,724	7,620,680
Total Local Revenues	111,346,877	116,760,760	127,233,057	185,481,771	189,550,115
State Sources					
Regular Basic School Programs:					
Regular School Program K-12	145,328,557	147,612,488	154,930,529	151,366,025	174,700,977
Professional Staff Costs	16,329,342	16,268,841	17,610,979	18,557,558	19,876,851
Restricted Basic School Programs:					
Special Education - Regular Program	27,134,312	25,059,381	25,695,987	33,352,126	29,225,249
Special Education - Self-Contained	4,594,622	4,598,864	4,633,395	4,717,775	4,717,775
Special Education - Preschool	4,038,025	4,460,652	4,162,388	7,946,448	4,887,822
Students At-Risk - Add-on	-	-	302,110	6,802,363	4,331,997
Career & Technical Education	5,033,133	6,031,687	7,351,032	10,414,386	6,505,761
Class Size Reduction	12,072,492	12,217,800	13,287,352	14,237,563	14,983,386
Related to Basic Programs:					
Pupil Transportation To and From	8,300,525	8,642,698	9,477,120	10,188,330	10,188,330
Flexible Allocation	639,268	-	-	-	145,204
At-Risk Students	1,129,099	1,459,548	2,893,976	152,143	123,245
Youth-in-Custody	282,771	290,656	282,465	498,525	345,346
Adult Education	672,468	675,965	749,379	1,131,261	836,891
Gifted and Talented (Accelerated Learner)	247,266	476,160	323,204	657,325	366,862
Advanced Placement (Accelerated Learner)	197,200	112,724	138,105	723,383	224,280
Concurrent Enrollment (Accelerated Learner)	446,580	259,688	334,132	1,242,123	589,875
Early Literacy	848,074	763,179	348,135	983,290	618,000
Early Intervention (OEK)	436,795	606,674	880,756	1,588,242	-
Educator Salary Adjustment	15,238,224	16,330,839	16,545,311	16,914,969	34,160,350
Teacher Salary Supplement	1,595,218	1,642,780	1,752,404	2,248,407	2,248,407
Teachers' Supplies	450,930	468,656	462,380	462,934	463,639
Educator Professional Time	-	-	-	5,601,970	5,602,150
Trust Land	5,861,452	6,708,543	7,293,042	8,744,776	8,040,245
USTAR Centers	319,428	163,717	-	-	-
Teacher & Student Success Act	4,765,390	8,908,612	10,851,032	15,805,194	12,765,667
Student Health & Counseling Support	879,292	1,661,436	2,088,421	2,218,260	1,730,028
Beverly Taylor Sorenson Arts	1,899,097	1,736,336	1,756,188	2,192,501	2,146,012
Digital Teaching & Learning	1,217,688	1,777,506	1,853,868	1,743,743	1,500,000
COVID Stipend	-	8,026,584	-	-	-
Driver Education	519,337	399,638	602,630	959,465	815,679
Voted Leeway Subsidy	11,179,065	13,720,716	11,896,131	6,276,388	8,434,094
Board Leeway Subsidy	2,794,766	3,236,193	2,974,033	1,569,097	2,414,386
Other State Revenue	3,513,409	4,072,404	5,054,673	6,308,810	3,155,450
Total State Revenues	277,963,825	298,390,965	306,531,157	335,605,380	356,143,958
Federal Sources					
Title I Grants to Local Educational Agencies	3,738,375	3,641,653	3,342,998	2,726,538	2,182,893
Special Education	11,429,035	12,077,513	15,365,958	18,679,652	16,214,527
Medical Assistance Program	1,344,788	1,005,119	1,331,641	950,000	950,000
Vocational Education	416,636	463,603	472,834	466,753	466,753
Federal CARES	132,378	10,402,823	15,145,404	20,081,559	-
Other Restricted	1,944,529	2,115,777	2,584,681	3,835,169	2,526,160
Total Federal Revenues	19,005,741	29,706,488	38,243,516	46,739,671	22,340,333
Total Revenues	\$ 408,316,443	\$ 444,858,213	\$ 472,007,730	\$ 567,826,822	\$ 568,034,406

JORDAN SCHOOL DISTRICT

FUND 10 - GENERAL

EXPENDITURES BY FUNCTION, BY OBJECT

	Actual 2019-20	Actual 2020-21	Actual 2021-22	Final Amended 2022-23	Proposed 2023-24
EXPENDITURES					
Instruction - Function 1000					
Salaries - Teachers	\$ 166,191,671	\$ 179,264,945	\$ 182,655,329	\$ 196,118,721	\$ 241,672,088
Salaries - Substitute Teachers	2,697,702	3,268,525	6,283,506	6,499,211	7,087,387
Salaries - Teacher Aides	14,915,926	18,061,797	18,516,943	32,633,241	22,511,508
Salaries - All Other	3,212,142	3,469,892	3,731,598	4,230,679	4,238,851
Total Salaries	187,017,441	204,065,159	211,187,376	239,481,852	275,509,834
State Retirement	37,968,049	40,485,968	40,871,691	44,776,468	56,880,746
Social Security	14,123,026	15,307,788	15,684,201	16,565,200	16,693,043
Local Retirement	1,483,327	1,267,806	1,135,717	1,135,716	1,135,716
Group Insurance	19,684,623	21,771,818	21,426,841	21,839,870	24,814,164
Industrial Insurance	1,248,645	1,790,971	325,887	246,047	221,455
Unemployment Insurance	188,326	45,867	15,006	100,000	100,000
Disability	453,818	464,979	475,583	478,506	431,892
Total Benefits	75,149,814	81,135,197	79,934,926	85,141,807	100,277,016
Purchased Services	3,490,569	5,100,785	5,392,492	7,134,819	6,049,047
Supplies	5,731,099	9,013,180	8,457,353	34,297,486	22,235,426
Textbooks	1,997,168	1,062,702	1,161,347	2,361,320	1,540,619
Software	450,940	1,622,389	1,555,954	649,283	565,246
All Other Supplies & Material	4,997,746	8,274,663	11,277,457	15,898,924	4,217,947
Total Supplies & Materials	13,176,953	19,972,934	22,452,111	53,207,013	28,559,238
Equipment	401,492	541,911	730,732	243,282	351,310
Other Objects	26,277	58,024	144,454	93,814	93,015
Total Expenditures - Instruction	\$ 279,262,546	\$ 310,874,010	\$ 319,842,091	\$ 385,302,587	\$ 410,839,460
Support Services/Students - Function 2100					
Salaries - Guidance	\$ 7,040,952	\$ 8,004,830	\$ 8,332,343	\$ 12,803,986	\$ 12,791,375
Salaries - Health Services	7,433,878	8,186,463	8,268,982	9,058,840	9,302,626
Salaries - Psychologists	4,277,322	5,070,181	4,927,452	6,425,023	6,625,549
Salaries - Secretarial & Clerical	99,604	134,534	144,509	157,092	157,092
Salaries - Other	1,332,677	1,833,744	1,997,250	2,223,473	2,089,658
Total Salaries	20,184,433	23,229,752	23,670,536	30,668,414	30,966,300
Employee Benefits	6,779,752	8,181,097	8,535,320	11,376,560	11,571,037
Purchased Services	108,635	131,548	194,221	754,019	637,353
Supplies & Materials	93,893	106,666	184,102	4,130,336	1,716,976
Equipment	106	-	8,800	11,000	11,000
Other Objects	11,582	20,278	16,038	35,150	25,150
Total Expenditures - Support Services/Students	\$ 27,178,401	\$ 31,669,341	\$ 32,609,017	\$ 46,975,479	\$ 44,927,816
Support Services/Instructional Staff - Function 2200					
Salaries - Supervisors & Consultants	\$ 2,473,380	\$ 2,344,686	\$ 2,646,230	\$ 2,887,162	\$ 2,794,656
Salaries - Teachers	5,808,288	6,945,666	8,123,923	6,741,088	4,553,097
Salaries - Librarians	1,407,103	1,446,942	1,537,498	1,585,129	1,782,603
Salaries - Secretarial & Clerical	981,552	941,454	861,634	921,361	896,027
Salaries - Media Workers	1,103,778	1,220,900	1,188,305	1,294,477	1,303,132
Salaries - All Other	117,009	152,969	178,551	156,596	154,121
Total Salaries	11,891,110	13,052,617	14,536,141	13,585,813	11,483,636

JORDAN SCHOOL DISTRICT

FUND 10 - GENERAL

EXPENDITURES BY FUNCTION, BY OBJECT

	Actual 2019-20	Actual 2020-21	Actual 2021-22	Final Amended 2022-23	Proposed 2023-24
Support Services/Instructional Staff - Function 2200 (cont.)					
Employee Benefits	\$ 4,123,870	\$ 4,558,114	\$ 4,780,325	\$ 4,954,326	\$ 4,112,932
Purchased Services	1,767,548	1,387,912	2,205,771	3,393,222	2,638,943
Supplies & Materials (except as below)	754,450	560,479	1,110,476	1,045,949	1,029,751
Library Books	647,131	705,756	650,881	1,050,138	701,083
Audio Visual Materials	571	368	227	6,506	6,506
Equipment	123,481	333	6,637	23,860	23,860
Other Objects	32,000	31,143	30,658	36,537	36,437
Total Expenditures - Support Services/Instructional Staff	\$ 19,340,161	\$ 20,296,722	\$ 23,321,116	\$ 24,096,351	\$ 20,033,148
Support Services/General District Administration - Function 2300					
Salaries - Superintendent and School Board	\$ 288,975	\$ 296,168	\$ 324,350	\$ 349,883	\$ 351,910
Salaries - Assistant Superintendents	1,264,124	1,338,807	1,376,479	1,554,765	1,583,607
Salaries - Secretarial & Clerical	432,862	488,546	429,376	461,091	511,619
Salaries - All Other	869	35,558	70,347	56,797	56,797
Total Salaries	1,986,830	2,159,079	2,200,552	2,422,536	2,503,933
Employee Benefits	849,756	865,355	848,660	927,657	936,829
Purchased Services	394,118	458,425	432,123	673,872	672,252
Supplies & Materials	44,043	70,237	116,182	100,999	100,999
Other Objects	59,475	56,283	55,467	55,500	55,500
Total Expenditures - Support Services/General District Administration	\$ 3,334,222	\$ 3,609,379	\$ 3,652,984	\$ 4,180,564	\$ 4,269,513
Support Services/School Administration - Function 2400					
Salaries - Principals & Assistants	\$ 14,685,201	\$ 15,831,701	\$ 16,620,910	\$ 20,673,721	\$ 22,579,102
Salaries - Secretarial & Clerical	5,546,256	6,675,066	6,631,910	7,358,496	7,408,625
Salaries - All Other	392,365	259,621	332,769	532,126	519,995
Total Salaries	20,623,822	22,766,388	23,585,589	28,564,343	30,507,722
Employee Benefits	7,968,546	8,500,087	8,825,601	10,526,678	10,969,280
Purchased Services and Other	377,838	257,374	562,252	1,175,861	1,105,466
Total Expenditures - Support Services/School Administration	\$ 28,970,206	\$ 31,523,849	\$ 32,973,442	\$ 40,266,882	\$ 42,582,468
Support Services/Business Administration - Function 2500					
Salaries - Classified Supervisors	\$ 483,426	\$ 512,473	\$ 388,947	\$ 408,600	\$ 408,600
Salaries - Secretarial & Clerical	1,156,821	1,136,831	1,400,247	1,509,625	1,516,698
Salaries - Other	94,293	64,072	61,595	68,023	65,348
Total Salaries	1,734,540	1,713,376	1,850,789	1,986,248	1,990,646
Employee Benefits	702,908	722,799	778,147	789,588	798,825
Purchased Services and Insurance	1,825,525	1,729,992	1,269,256	1,934,990	2,014,145
Supplies & Materials	15,821	15,854	16,266	23,785	23,090
Equipment	203	-	-	2,655	1,800
Other Objects	10,231	806,025	6,893	5,450	5,450
Total Expenditures - Support Services/Business Administration	\$ 4,289,228	\$ 4,988,046	\$ 3,921,351	\$ 4,742,716	\$ 4,833,956

JORDAN SCHOOL DISTRICT

FUND 10 - GENERAL

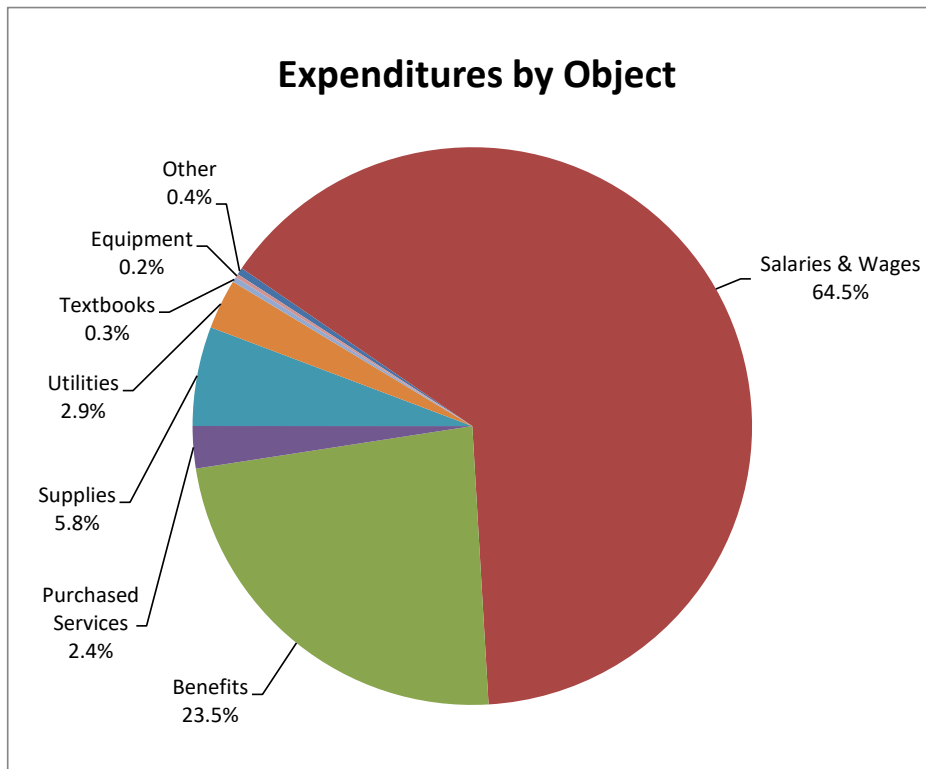
EXPENDITURES BY FUNCTION, BY OBJECT

	Actual 2019-20	Actual 2020-21	Actual 2021-22	Final Amended 2022-23	Proposed 2023-24
Support Services/Operation & Maintenance of Plant - Function 2600					
Salaries - Administrator	\$ 277,752	\$ 291,956	\$ 291,181	\$ 312,392	\$ 312,391
Salaries - Secretarial	411,970	422,800	404,333	428,157	428,818
Salaries - Warehousemen	230,191	233,821	236,606	186,531	183,833
Salaries - Deliverymen	713,795	814,297	896,963	973,011	976,573
Salaries - Security	151,419	184,152	205,982	201,757	201,757
Salaries - Director/Coordinator	734,130	786,815	802,526	859,548	859,548
Salaries - Custodians	6,467,690	6,838,334	6,914,941	8,276,143	13,544,414
Salaries - Sweepers	2,294,317	2,567,004	2,693,789	3,115,161	3,115,161
Salaries - Summer Help	30,604	41,458	22,359	40,000	40,000
Salaries - Journeymen	4,732,859	4,843,556	4,715,352	5,368,443	5,356,040
Total Salaries	16,044,727	17,024,193	17,184,032	19,761,143	25,018,535
Employee Benefits	6,473,088	6,674,887	6,581,154	7,260,737	8,556,452
Purchased Services	1,376,246	1,317,848	1,568,036	1,890,106	2,010,187
Utilities and Supplies	12,429,041	14,560,482	14,469,229	19,394,407	19,235,155
Equipment	3,113	4,888	11,102	15,000	10,000
Other Objects	13,365	10,125	42,685	579,852	312,590
Total Expenditures - Support Services/Operation & Maintenance of Plant	\$ 36,339,580	\$ 39,592,423	\$ 39,856,238	\$ 48,901,245	\$ 55,142,919
Support Services/Student Transportation Services - Function 2700					
Salaries - Secretarial & Clerical	\$ 697,282	\$ 826,374	\$ 892,939	\$ 997,879	\$ 999,054
Salaries - Supervisors	125,385	129,617	134,003	142,818	142,818
Salaries - Bus Drivers	5,675,111	6,006,140	6,839,464	7,513,123	9,788,388
Salaries - Mechanics	911,701	946,962	931,977	956,694	977,114
Salaries - Other	303,936	324,907	373,156	361,013	361,013
Total Salaries	7,713,415	8,234,000	9,171,539	9,971,527	12,268,387
Employee Benefits	3,171,891	3,419,361	3,614,855	4,173,824	4,696,028
Purchased Services	294,490	299,370	529,373	322,966	348,030
Fuel, Supplies, and Materials	1,172,209	1,320,050	1,856,599	3,126,510	3,126,510
Other Objects	54,753	63,254	61,927	42,000	42,000
Total Expenditures - Support Services/Student Transportation Services	\$ 12,406,758	\$ 13,336,035	\$ 15,234,293	\$ 17,636,827	\$ 20,480,955
Support Services/Personnel, Planning, and Data Processing - Function 2800					
Salaries	\$ 3,786,196	\$ 4,307,792	\$ 4,233,868	\$ 4,422,391	\$ 4,381,129
Employee Benefits	1,550,316	1,616,769	1,604,194	1,661,604	1,667,133
Purchased Services	1,700,185	2,049,033	1,630,856	2,329,491	2,352,017
Supplies & Materials	109,450	140,788	182,446	198,859	198,859
Equipment	-	-	-	2,000	2,000
Other Objects	2,003	4,361	18,273	20,867	24,300
Total Expenditures - Support Services/Personnel, Planning, and Data Processing	\$ 7,148,150	\$ 8,118,743	\$ 7,669,637	\$ 8,635,212	\$ 8,625,438
Total Expenditures	\$ 418,269,252	\$ 464,008,548	\$ 479,080,169	\$ 580,737,863	\$ 611,735,673

General Fund – Summary of Expenditures by Function

Function Number	Function	Actual 2019-20	Actual 2020-21	Actual 2021-22	Final Amended 2022-23	Proposed 2023-24
1000	Instruction	\$ 279,262,546 66.77%	\$ 310,874,010 67.00%	\$ 319,842,091 66.76%	\$ 385,302,587 66.35%	\$ 410,839,460 67.16%
2100	Student Support Services	27,178,401 6.50%	31,669,341 6.83%	32,609,017 6.81%	46,975,479 8.09%	44,927,816 7.34%
2200	Instructional Staff Support Services	19,340,161 4.62%	20,296,722 4.37%	23,321,116 4.87%	24,096,351 4.15%	20,033,148 3.27%
2300	General District Administration	3,334,222 0.80%	3,609,379 0.78%	3,652,984 0.76%	4,180,564 0.72%	4,269,513 0.70%
2400	School Administration	28,970,206 6.93%	31,523,849 6.79%	32,973,442 6.88%	40,266,882 6.93%	42,582,468 6.96%
2500	Business	4,289,228 1.03%	4,988,046 1.07%	3,921,351 0.82%	4,742,716 0.82%	4,833,956 0.79%
2600	Operation & Maintenance of Facilities	36,339,580 8.69%	39,592,423 8.53%	39,856,238 8.32%	48,901,245 8.42%	55,142,919 9.01%
2700	Student Transportation	12,406,758 2.97%	13,336,035 2.87%	15,234,293 3.18%	17,636,827 3.04%	20,480,955 3.35%
2800	Personnel, Planning and Data Processing	7,148,150 1.71%	8,118,743 1.75%	7,669,637 1.60%	8,635,212 1.49%	8,625,438 1.41%
Total Expenditures By Function		\$ 418,269,252	\$ 464,008,548	\$ 479,080,169	\$ 580,737,863	\$ 611,735,673
Enrollment During Year (October 1)		56,339	56,102	57,840	57,829	58,389
Expenditures Per Pupil		\$ 7,424	\$ 8,271	\$ 8,283	\$ 10,042	\$ 10,477

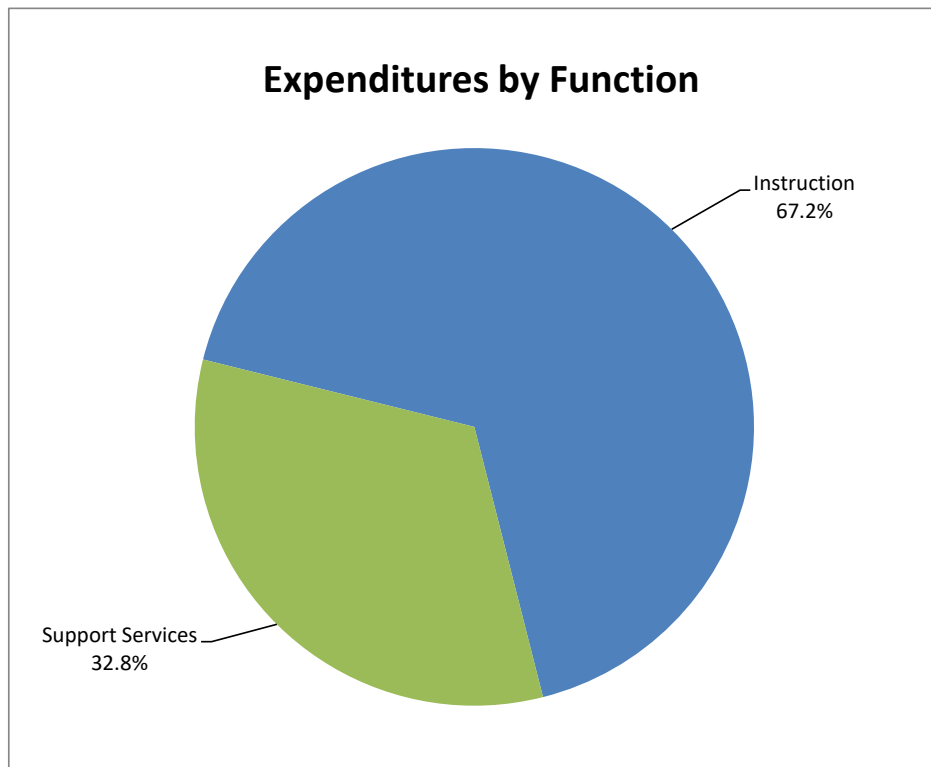
Note: The 2022-23 Final Amended expenditures are overstated by the deferred revenue that will be determined as of June 30, 2023.



General Fund – Expenditures by Function per Pupil

Function Number	Function	Actual 2019-20	Actual 2020-21	Actual 2021-22	Final Amended 2022-23	Proposed 2023-24
1000	Instruction	\$ 4,957 66.77%	\$ 5,541 67.00%	\$ 5,530 66.76%	\$ 6,663 66.35%	\$ 7,036 67.16%
2100	Student Support Services	482 6.50%	564 6.83%	564 6.81%	812 8.09%	769 7.34%
2200	Instructional Staff Support Services	343 4.62%	362 4.37%	403 4.87%	417 4.15%	343 3.27%
2300	General District Administration	59 0.80%	64 0.78%	63 0.76%	72 0.72%	73 0.70%
2400	School Administration	514 6.93%	562 6.79%	570 6.88%	696 6.93%	729 6.96%
2500	Business	76 1.03%	89 1.07%	68 0.82%	82 0.82%	83 0.79%
2600	Operation & Maintenance of	645 8.69%	706 8.53%	689 8.32%	846 8.42%	944 9.01%
2700	Student Transportation	220 2.97%	238 2.87%	263 3.18%	305 3.04%	351 3.35%
2800	Personnel, Planning and Data	127 1.71%	145 1.75%	133 1.60%	149 1.49%	148 1.41%
Total Expenditures By Function		\$ 7,424	\$ 8,271	\$ 8,283	\$ 10,042	\$ 10,477

Note: The 2022-23 Final Amended expenditures are overstated by the deferred inflows that will be determined as of June 30, 2023. Including the deferred inflows overstates the expenditures per pupil in 2023-24; thereby, overstating the true per pupil increase between 2021-22, 2022-23 and 2023-24.



JORDAN SCHOOL DISTRICT

FUND 10 - GENERAL FUND

STATEMENT OF REVENUES, EXPENDITURES AND CHANGES IN FUND BALANCES
WITHOUT CONTINGENCIES AND CARRYOVERS

	Actual 2019-20	Actual 2020-21	Actual 2021-22	Final Amended 2022-23	Proposed 2023-24
REVENUES					
Local Sources	\$ 111,346,877	\$ 116,760,760	\$ 127,233,057	\$ 185,481,771	\$ 189,550,115
State Sources	277,963,825	298,390,965	306,531,157	335,605,380	356,143,958
Federal Sources	19,005,741	29,706,488	38,243,516	46,739,671	22,340,333
Total Revenues	<u>408,316,443</u>	<u>444,858,213</u>	<u>472,007,730</u>	<u>567,826,822</u>	<u>568,034,406</u>
EXPENDITURES					
Instruction	279,262,546	310,874,010	319,842,091	371,865,837	367,489,459
Support Services					
Students	27,178,401	31,669,341	32,609,017	46,975,479	44,927,816
Instructional Staff	19,340,161	20,296,722	23,321,116	24,096,351	20,033,148
General District Administration	3,334,222	3,609,379	3,652,984	4,180,564	4,269,513
School Administration	28,970,206	31,523,849	32,973,442	40,266,882	42,582,468
Business	4,289,228	4,988,046	3,921,351	4,742,716	4,833,956
Operation & Maintenance of Facilities	36,339,580	39,592,423	39,856,238	46,901,245	53,142,919
Student Transportation	12,406,758	13,336,035	15,234,293	16,636,827	19,480,955
Personnel, Planning and Data Processing	7,148,150	8,118,743	7,669,637	8,635,212	8,625,438
Total Expenditures	<u>418,269,252</u>	<u>464,008,548</u>	<u>479,080,169</u>	<u>564,301,113</u>	<u>565,385,672</u>
Excess (Deficiency) of Revenues Over Expenditures	(9,952,809)	(19,150,335)	(7,072,439)	3,525,709	2,648,734
Other Financing Sources (Uses)					
Interfund Transfer Out	(206,051)	(236,085)	(354,883)	(348,310)	(385,372)
Fund Balance, Beginning of Year	<u>162,778,230</u>	<u>152,619,370</u>	<u>133,232,950</u>	<u>125,805,628</u>	<u>128,983,027</u>
Ending Fund Balance	<u>\$ 152,619,370</u>	<u>\$ 133,232,950</u>	<u>\$ 125,805,628</u>	<u>\$ 128,983,027</u>	<u>\$ 131,246,389</u>
FUND BALANCE					
Nonspendable					
Inventories	\$ 1,219,900	\$ 1,157,473	\$ 1,214,094	\$ 1,300,000	\$ 1,300,000
Restricted for					
Programs	5,176,667	4,047,892	2,163,807	2,163,807	2,163,807
Committed to					
Contractual Obligations	2,849,085	3,647,195	11,983,489	11,983,489	11,983,489
Economic Stabilization	23,100,000	25,700,000	27,100,000	29,000,000	29,000,000
Compensated Absences	4,981,898	5,722,116	5,598,476	6,000,000	6,000,000
Retiree Benefits	33,668,697	29,734,496	24,847,566	21,496,406	18,761,847
West Jordan Feeder	1,351,850	-	-	1,500,000	1,500,000
Educator Grants	5,433,222	3,421,338	1,897,791	1,897,791	1,897,791
Assigned to					
Educational Programs	5,820,455	7,828,172	10,272,943	10,272,943	10,272,943
Personnel	20,863,483	27,614,912	34,000,000	10,000,000	10,000,000
Unassigned	<u>48,154,113</u>	<u>24,359,356</u>	<u>6,727,462</u>	<u>33,368,591</u>	<u>38,366,512</u>
Total Fund Balance	<u>\$ 152,619,370</u>	<u>\$ 133,232,950</u>	<u>\$ 125,805,628</u>	<u>\$ 128,983,027</u>	<u>\$ 131,246,389</u>

Notes: (1) The commitment for economic stabilization is permitted by state law. This reserve is for contingencies. According to state law, the District may not use this commitment in the negotiation or settlement of contract salaries for District employees. Expenditures from this commitment require a written resolution adopted by the Board of Education filed with the Utah State Office of Education and State Auditor. The legal maximum of this commitment is 5% of the maintenance and operation budget.

JORDAN SCHOOL DISTRICT

FUND 10 - GENERAL

MAJOR GRANTS AWARDED

	Actual 2019-20	Actual 2020-21	Actual 2021-22	Final Amended 2022-23	Proposed 2023-24
State Sources					
Restricted Basic School Programs:					
Special Education - Regular Program	\$ 21,847,723	\$ 23,140,990	\$ 25,560,953	\$ 29,393,660	\$ 33,191,896
Special Education - Self-Contained	4,594,622	4,598,864	4,633,395	4,717,775	5,044,717
Special Education - Preschool	4,148,440	4,238,319	4,851,512	4,887,822	5,228,320
Students At-Risk - Add-on	-	-	2,772,476	4,331,997	5,350,770
Career & Technical Education	7,830,475	7,479,371	7,690,492	9,554,666	9,741,985
Class Size Reduction	12,072,492	12,217,800	13,287,352	14,233,525	14,983,386
Related to Basic Programs:					
Pupil Transportation To and From	8,300,525	8,642,698	9,429,434	10,188,330	11,946,641
Flexible Allocation	639,268	-	-	-	145,204
At-Risk Students	2,597,867	2,825,848	107,634	123,245	N/A
Youth-in-Custody	328,298	228,933	345,346	359,016	N/A
Adult Education	849,726	748,460	793,995	836,891	919,260
Gifted and Talented (Accelerated Learner)	298,269	306,688	349,533	366,862	N/A
Advanced Placement (Accelerated Learner)	180,247	200,450	224,280	236,641	N/A
Concurrent Enrollment (Accelerated Learner)	405,780	406,480	454,682	589,875	N/A
Early Literacy	848,074	763,179	348,135	983,290	966,127
Early Intervention (OEK)	356,770	822,468	1,256,912	1,212,086	-
Educator Salary Adjustment	15,238,224	16,330,839	16,545,311	16,914,969	34,160,350
Teacher Salary Supplement	1,595,218	1,642,780	535,036	-	-
Teachers' Supplies	450,930	468,656	462,380	462,933	463,291
Educator Professional Time	-	-	-	5,601,970	5,602,150
Trust Land	6,365,455	6,937,879	7,228,572	7,586,103	8,040,245
USTAR Centers	441,100	-	-	-	-
Teacher & Student Success Act	8,131,048	8,839,669	10,745,149	12,778,179	15,122,362
Student Health & Counseling Support	879,292	1,893,845	2,088,421	2,218,260	1,760,265
Beverly Taylor Sorenson Arts	1,668,641	1,541,043	1,682,754	2,146,012	N/A
Digital Teaching & Learning	1,528,731	1,551,049	1,561,778	1,572,841	N/A
COVID Stipend	-	8,640,313	-	-	-
Driver Education	519,337	399,638	316,020	542,466	N/A
Voted Leeway Subsidy	11,179,065	13,720,716	11,896,131	2,703,815	8,434,094
Board Leeway Subsidy	2,794,766	3,236,193	2,974,033	675,954	2,414,386
Total State Revenues	116,090,383	131,823,168	128,141,716	135,219,183	163,515,449
Federal Sources					
Title I Grants to Local Educational Agencies	3,438,032	3,520,944	4,128,733	1,580,790	1,575,935
Special Education	11,426,863	12,000,471	17,470,534	14,433,119	16,214,527
Medical Assistance Program	1,344,788	1,005,119	1,331,641	950,000	950,000
Career & Technical Education	416,636	463,603	479,580	466,753	466,753
Federal CARES	2,747,663	14,912,334	25,947,488	-	-
Total Federal Revenues	19,373,982	31,902,471	49,357,976	17,430,662	19,207,215
Total Revenues	\$ 135,464,365	\$ 163,725,639	\$ 177,499,692	\$ 152,649,845	\$ 182,722,664

Number of School Buildings in Operation

School Opening Date	Elementary Schools	Middle Schools	High Schools	Other Schools	Total Schools	Increase in School Buildings
1970	19	6	3	1	29	
1971	20	6	3	1	30	1
1972	21	6	3	1	31	1
1973	23	7	3	1	34	3
1974	25	7	3	2	37	3
1975	26	7	4	3	40	3
1976	30	7	4	3	44	4
1977	31	7	4	3	45	1
1978	33	7	5	3	48	3
1979	35	7	5	3	50	2
1980	38	9	5	4	56	6
1981	39	9	6	5	59	3
1982	40	9	6	5	60	1
1984	42	11	6	5	64	4
1986	43	11	6	5	65	1
1987	45	12	6	5	68	3
1988	46	12	6	5	69	1
1989	46	13	6	5	70	1
1994	46	14	6	5	71	1
1995	47	14	7	5	73	2
1998	51	15	7	5	78	5
1999	53	15	8	5	81	3
2002	53	15	8	6	82	1
2003	54	15	8	6	83	1
2004	56	15	8	6	85	2
2005	55	17	8	7	87	2
2006	57	17	8	7	89	2
2007	58	17	8	7	90	1
2008	60	17	8	7	92	2
2009**	32	9	4	5	50	-42
2010	32	9	5	5	51	1
2011	33	9	5	5	52	1
2013	33	10	5	5	53	1
2014	34	10	5	5	54	1
2015	34	10	5	6	55	1
2017	36	10	5	6	57	2
2019	38	11	6	6	61	4
2020	38	12	6	6	62	1
2021	40	12	6	6	64	2
2022	41	12	6	6	65	1
2023*	41	12	6	6	65	0

*Projected number of school buildings in operation for the 2023-24 school year.

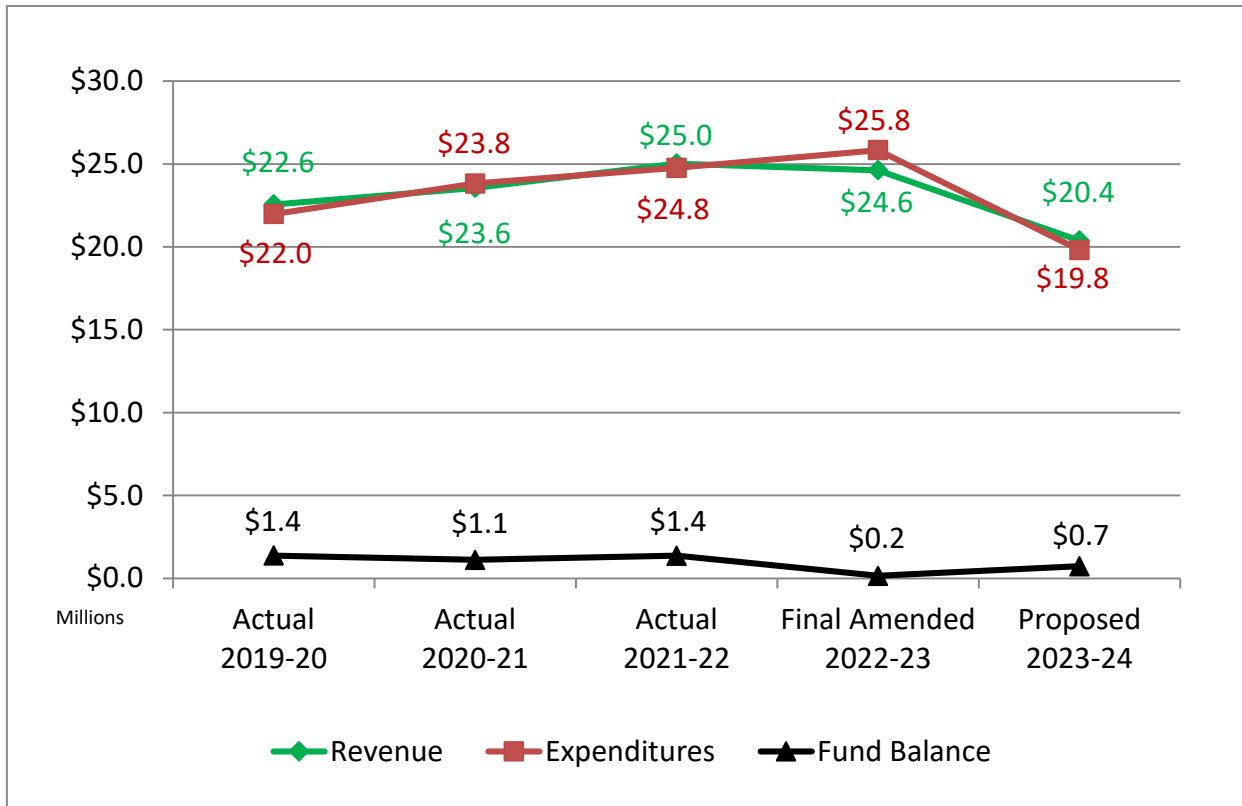
**Effective 2009-10, the District was divided into two districts.

This page intentionally left blank.

DEBT SERVICE – FUND 31

The Debt Service Fund is used to account for the accumulation of resources for, and payment of, principal, interest, and related costs on general obligation bonds.

Debt Service Financial Overview



Note: Fund balance amounts are as of June 30.

JORDAN SCHOOL DISTRICT

FUND 31 - DEBT SERVICE

STATEMENT OF REVENUES, EXPENDITURES AND CHANGES IN FUND BALANCES

	Actual 2019-20	Actual 2020-21	Actual 2021-22	Final Amended 2022-23	Proposed 2023-24
REVENUES					
Local Sources					
Property Tax	\$ 22,275,492	\$ 23,494,193	\$ 24,955,277	\$ 24,290,100	\$ 20,049,000
Interest	249,798	68,521	64,908	332,800	332,800
Total Revenues	<u>22,525,290</u>	<u>23,562,714</u>	<u>25,020,185</u>	<u>24,622,900</u>	<u>20,381,800</u>
EXPENDITURES					
Bond Principal	14,330,000	15,745,000	17,372,000	19,158,000	13,908,000
Bond Interest	7,614,860	8,075,892	7,393,350	6,667,771	5,891,360
Costs of Issuance	34,356	-	-	-	-
Paying Agent Fees	2,323	2,500	2,500	7,500	7,500
Total Expenditures	<u>21,981,539</u>	<u>23,823,392</u>	<u>24,767,850</u>	<u>25,833,271</u>	<u>19,806,860</u>
Excess (Deficiency) of Revenues Over Expenditures	543,751	(260,678)	252,335	(1,210,371)	574,940
OTHER FINANCING SOURCES (USES)					
Refunding Bonds Issued	20,252,000	-	-	-	-
Payment to Refunded Bonds Escrow Agent	(20,217,644)	-	-	-	-
Total Other Financing Sources (Uses)	<u>34,356</u>	<u>-</u>	<u>-</u>	<u>-</u>	<u>-</u>
Fund Balance, Beginning of Year	<u>796,339</u>	<u>1,374,446</u>	<u>1,113,768</u>	<u>1,366,103</u>	<u>155,732</u>
Fund Balance, End of Year	<u>\$ 1,374,446</u>	<u>\$ 1,113,768</u>	<u>\$ 1,366,103</u>	<u>\$ 155,732</u>	<u>\$ 730,672</u>
FUND BALANCE					
Restricted for Debt Service	<u>\$ 1,374,446</u>	<u>\$ 1,113,768</u>	<u>\$ 1,366,103</u>	<u>\$ 155,732</u>	<u>\$ 730,672</u>
Total Fund Balance	<u>\$ 1,374,446</u>	<u>\$ 1,113,768</u>	<u>\$ 1,366,103</u>	<u>\$ 155,732</u>	<u>\$ 730,672</u>

JORDAN SCHOOL DISTRICT

SCHEDULE OF OUTSTANDING GENERAL OBLIGATION BONDS
General Long-Term Debt Issued by Jordan School District

Bonds Payable Summary

Bonds Payable, June 30, 2022	\$ 185,555,000
Less Bond Principal Payment (2022-23)	<u>(19,158,000)</u>
Bonds Payable, June 30, 2023	166,397,000
Less Bond Principal Payments (2023-24)	<u>(13,908,000)</u>
Bonds Payable, June 30, 2024	<u><u>\$ 152,489,000</u></u>

Computation of Legal Debt Margin - June 30, 2024

The general obligation indebtedness of the Board is limited to 4% of the value of taxable property in the District the legal debt limit and additional debt incurring capacity of the Board are based on the estimated fair market value for 2023 and are calculated as follows:

Estimated 2023 Fair Market Value	\$ 62,300,000,000
Debt Limit (4% of Fair Market Value)	2,492,000,000
Less: General Obligation Debt at June 30, 2024	<u>(152,489,000)</u>
Additional Debt Incurring Capacity	<u><u>\$ 2,339,511,000</u></u>

JORDAN SCHOOL DISTRICT

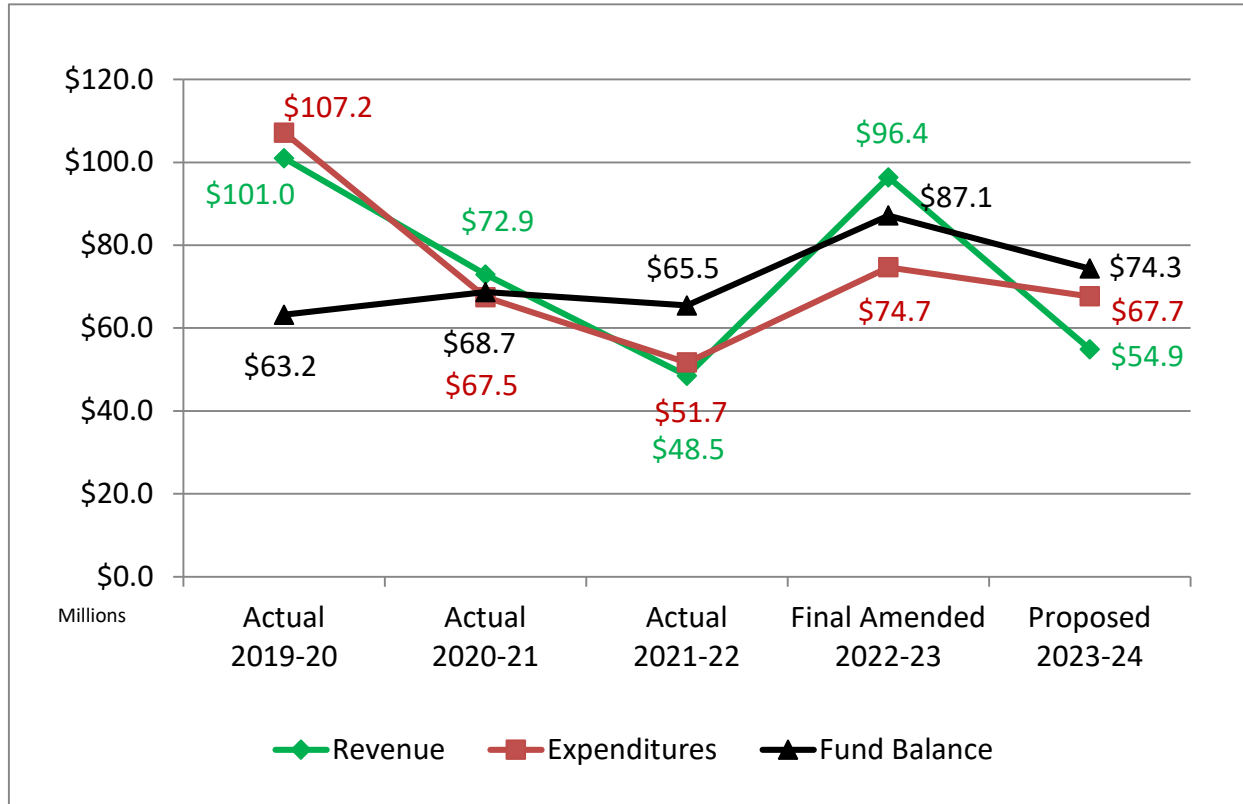
SCHEDULE OF OUTSTANDING GENERAL OBLIGATION BONDS
General Long-Term Debt

		Series 2017	Series 2018	Series 2019B	Series 2020A	Series 2020B	Total
		\$35,905,000	\$72,970,000	\$56,470,000	\$44,555,000	\$20,252,000	
2023	Principal	\$ 1,600,000	\$ 3,175,000	\$ 2,250,000	\$ 7,800,000	\$ 4,333,000	\$ 19,158,000
	Interest	1,283,625	2,312,963	1,711,906	1,180,562	178,715	6,667,771
2024	Principal	1,650,000	3,350,000	2,375,000	5,500,000	1,033,000	13,908,000
	Interest	1,235,625	2,154,213	1,599,406	790,562	111,554	5,891,360
2025	Principal	1,750,000	3,500,000	2,475,000	3,100,000	1,048,000	11,873,000
	Interest	1,153,125	1,986,713	1,480,656	515,562	95,542	5,231,598
2026	Principal	1,825,000	3,700,000	2,600,000	1,020,000	-	9,145,000
	Interest	1,065,625	1,811,713	1,356,906	360,562	79,298	4,674,104
2027	Principal	1,925,000	3,875,000	2,750,000	1,075,000	-	9,625,000
	Interest	974,375	1,626,713	1,226,906	309,562	79,298	4,216,854
2028	Principal	2,005,000	4,025,000	2,875,000	1,125,000	-	10,030,000
	Interest	878,125	1,471,713	1,089,406	255,812	79,298	3,774,354
2029	Principal	2,125,000	4,200,000	3,000,000	1,150,000	-	10,475,000
	Interest	777,875	1,310,713	974,406	233,312	79,298	3,375,604
2030	Principal	2,225,000	4,350,000	3,100,000	1,175,000	-	10,850,000
	Interest	671,625	1,142,713	854,406	210,312	79,298	2,958,354
2031	Principal	2,300,000	4,475,000	3,200,000	1,200,000	-	11,175,000
	Interest	582,625	1,029,613	761,406	186,812	79,298	2,639,754
2032	Principal	2,375,000	4,600,000	3,300,000	1,225,000	-	11,500,000
	Interest	513,625	908,788	673,406	162,812	79,298	2,337,929
2033	Principal	2,450,000	4,725,000	3,400,000	1,250,000	189,000	12,014,000
	Interest	439,406	777,688	578,531	138,313	79,298	2,013,236
2034	Principal	2,525,000	4,850,000	3,500,000	1,275,000	1,205,000	13,355,000
	Interest	359,781	635,938	476,531	113,312	76,368	1,661,930
2035	Principal	2,625,000	5,000,000	3,600,000	1,300,000	1,221,000	13,746,000
	Interest	277,719	490,438	367,156	87,812	57,691	1,280,816
2036	Principal	2,700,000	5,150,000	3,725,000	1,325,000	1,241,000	14,141,000
	Interest	189,125	340,438	250,156	60,187	38,766	878,672
2037	Principal	2,800,000	5,325,000	3,825,000	1,350,000	1,260,000	14,560,000
	Interest	98,000	173,062	129,094	30,375	19,530	450,061
Total		\$ 43,380,281	\$ 82,473,419	\$ 59,505,278	\$ 35,505,869	\$ 12,742,550	\$ 233,607,397
	Total Principal	\$ 32,880,000	\$ 64,300,000	\$ 45,975,000	\$ 30,870,000	\$ 11,530,000	\$ 185,555,000
	Total Interest	10,500,281	18,173,419	13,530,278	4,635,869	1,212,550	48,052,397
Total		\$ 43,380,281	\$ 82,473,419	\$ 59,505,278	\$ 35,505,869	\$ 12,742,550	\$ 233,607,397

CAPITAL PROJECTS – FUND 32

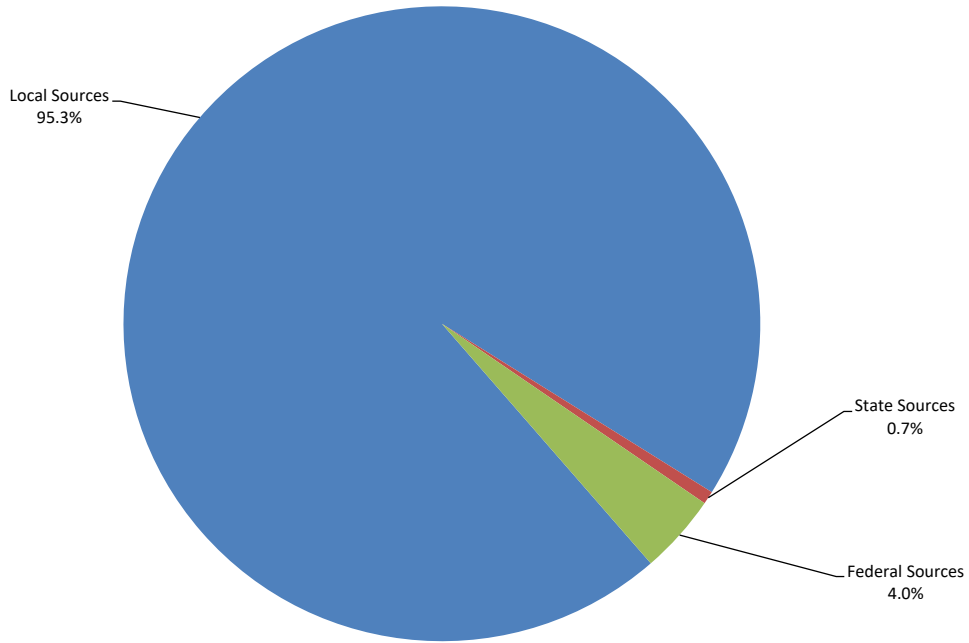
The Capital Projects Fund is used to account for the acquisition of capital assets, construction of major capital projects not being financed by proprietary funds. This fund includes Local Building Authority activity and debt service on qualified school construction bonds.

Capital Projects Financial Overview

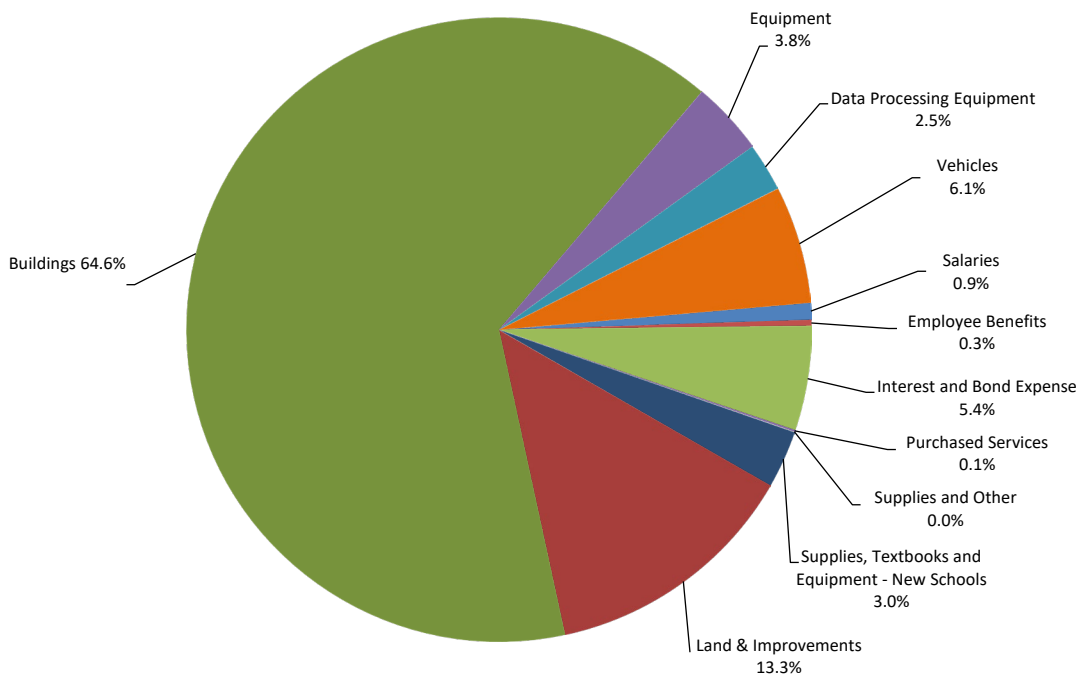


Note: Fund balance amounts are as of June 30.

Capital Projects Fund Revenue Sources



Capital Project Fund Expenditures



JORDAN SCHOOL DISTRICT

FUND 32 - CAPITAL PROJECTS

STATEMENT OF REVENUES, EXPENDITURES AND CHANGES IN FUND BALANCES

	Actual 2019-20	Actual 2020-21	Actual 2021-22	Final Amended 2022-23	Proposed 2023-24
REVENUE					
Local Sources					
Property Tax	\$ 48,248,786	\$ 44,425,428	\$ 46,136,143	\$ 48,456,900	\$ 49,635,900
Interest	1,276,115	311,646	254,919	2,500,000	2,500,000
Other Local	-	5,284,844	260,487	100,000	100,000
Total Local Revenues	49,524,901	50,021,918	46,651,549	51,056,900	52,235,900
State Sources	667,110	918,820	608,855	6,966,993	363,856
Federal Sources	1,748,225	1,813,210	491,577	419,258	2,219,258
Total Revenues	51,940,236	52,753,948	47,751,981	58,443,151	54,819,014
EXPENDITURES					
Salaries	463,155	465,213	470,375	578,199	578,199
Employee Benefits	187,631	186,025	179,596	215,909	215,911
Interest and Bond Expense	706,812	1,076,716	2,196,794	2,865,364	3,676,723
Purchased Services	100,162	62,030	39,345	68,400	68,400
Supplies and Other	7,996	8,581	14,679	16,200	16,200
Supplies, Textbooks and Equipment - New Schools	9,672,465	3,224,807	1,188,428	790,019	2,000,000
Land & Improvements	10,040,131	7,345,729	7,862,843	11,345,425	9,070,000
Buildings	81,068,390	50,695,394	32,140,501	49,188,019	43,677,959
Equipment	2,188,227	2,350,785	3,190,866	4,683,965	2,542,770
Data Processing Equipment	871,040	1,538,127	2,197,061	2,640,000	1,690,000
Vehicles	1,863,009	505,934	2,213,914	2,284,500	4,119,500
Total Expenditures	107,169,018	67,459,341	51,694,402	74,676,000	67,655,662
Excess (Deficiency) of Revenues Over Expenditures	(55,228,782)	(14,705,393)	(3,942,421)	(16,232,849)	(12,836,648)
OTHER FINANCING SOURCES/USES					
Bond Proceeds, General Obligation	48,838,087	-	-	-	-
Bond Proceeds, Lease Revenue	-	19,853,000	-	37,858,000	-
Sale of Property	216,361	315,022	712,349	50,000	50,000
Total Other Financing Sources	49,054,448	20,168,022	712,349	37,908,000	50,000
Excess (Deficiency) of Revenues and Other Financing Sources Over Expenditures and Other Financing Uses	(6,174,334)	5,462,629	(3,230,072)	21,675,151	(12,786,648)
Fund Balance, Beginning of Year	69,401,225	63,226,891	68,689,520	65,459,448	87,134,599
Fund Balance, End of Year	\$ 63,226,891	\$ 68,689,520	\$ 65,459,448	\$ 87,134,599	\$ 74,347,951
FUND BALANCE					
Restricted for Capital Projects	\$ 63,226,891	\$ 68,689,520	\$ 65,459,448	\$ 87,134,599	\$ 74,347,951
Total Fund Balance	\$ 63,226,891	\$ 68,689,520	\$ 65,459,448	\$ 87,134,599	\$ 74,347,951

JORDAN SCHOOL DISTRICT
FUND 32 - CAPITAL PROJECTS
Breakdown of Expenditures

	Actual 2019-20	Actual 2020-21	Actual 2021-22	Final Amended 2022-23	Proposed 2023-24
Salaries	\$ 463,155	\$ 465,213	\$ 470,375	\$ 578,199	\$ 578,199
Employees Benefits	187,631	186,025	179,596	215,909	215,911
Interest and Bond Expense	706,812	1,076,716	2,196,794	2,865,364	3,676,723
Purchased Services	100,162	62,030	39,345	68,400	68,400
Supplies and Materials	7,996	8,581	14,679	16,200	16,200
Supplies, Textbooks and Equipment - New Schools	9,672,465	3,224,807	1,188,428	790,019	2,000,000
Land & Improvements					
Site Acquisition Expense	8,596,890	6,200,590	6,200,555	9,700,425	7,500,000
Site Projects					
Asphalt Projects - District Wide	684,004	612,634	665,289	655,000	700,000
Parking Projects - High Schools	-	-	76,591	100,000	100,000
Sidewalk Projects - District Wide	171,530	148,646	175,582	305,000	230,000
Site Upgrade - District Wide	91,622	99,344	254,363	190,000	70,000
Elementary Playground Upgrades - District Wide	447,988	270,765	473,088	285,000	360,000
Tennis Courts - District Wide Misc.	48,097	12,000	17,375	10,000	10,000
Property Surveys - District Wide	-	1,750	-	100,000	100,000
Total Land & Improvements	<u>10,040,131</u>	<u>7,345,729</u>	<u>7,862,843</u>	<u>11,345,425</u>	<u>9,070,000</u>
Buildings					
Building Construction Projects					
Antelope Canyon	14,448,275	866,730	-	-	-
Mountain Ridge High School	2,681,183	(74,578)	-	-	-
Mountain Creek Middle	1,263,974	(60,464)	-	-	-
Mountain Point Elementary	885,841	(11,954)	-	-	-
Hidden Valley Middle	18,504,717	660,598	(78,097)	-	-
Aspen Elementary	3,900,346	13,656,729	346,412	-	-
West Jordan Middle Rebuild	3,087,800	507,508	219,779	-	-
Ridge View Elementary	495,288	(53,377)	(11,740)	-	-
Transportation Expansion	12,238,341	9,200,744	17,863	203,484	-
Oakleaf Elementary	-	6,030,146	12,538,783	1,381,312	-
Herriman Flex School	-	-	16,500	14,772,000	22,158,000
General Building Remodeling/Renovation Projects					
ADA Compliance	35,358	47,202	106,931	460,000	400,000
Air Quality	9,436	3,553	6,777	-	15,000
Asbestos Testing/Abatement	166,369	37,058	23,774	85,000	50,000
Audio/Visual	72,943	127,413	61,094	870,000	2,030,000
Auditorium Upgrades	116,962	111,355	274,923	467,473	425,000
Bleacher Replacement	2,236	14,371	-	-	25,000
Building Security Alarm Response	178,169	233,005	207,690	265,000	100,000
Computer Cabling	810,196	1,011,677	283,257	50,000	1,000,000
Contingency Fund	-	-	-	1,000,000	1,000,000
Electrical Upgrades	227,162	282,837	210,894	250,000	250,000
Emergency Call Button Installation	226,258	39,666	41,091	45,000	45,000
Emergency Generator	-	-	1,441	25,000	25,000
Facilities Assessment (3DI)	4,730	1,875	95,050	575,000	75,000
Facility Needs	-	-	-	78,916	126,000
Fire Panel Upgrades	22,523	38,421	639	5,000	55,000
Floor Coverings	437,825	621,686	537,806	575,000	325,000
Floor Refinishing	64,973	47,122	77,310	90,000	90,000
Heating and Air Conditioning	1,244,608	1,300,372	1,223,769	1,400,000	1,400,000
Kitchen Grease Trap / Upgrades	-	-	-	40,000	40,000
Lockers	-	-	-	5,000	75,000
Marquees and Scoreboard	74,895	56,330	63,331	100,000	100,000

	Actual 2019-20	Actual 2020-21	Actual 2021-22	Final Amended 2022-23	Proposed 2023-24
General Building Remodeling/Renovation Projects (cont.)					
Painting	\$ 301,783	\$ 245,317	\$ 186,189	\$ 190,000	\$ 260,000
Plumbing	212,582	228,469	215,579	325,000	300,000
Portable Classroom Construction	1,072,564	409,264	429,996	920,000	600,000
Remodeling Projects	207,931	192,031	194,109	330,000	250,000
Risk Management	(7,719)	422,053	(13,330)	150,000	150,000
Roofing Projects	-	-	-	750,000	2,250,000
School Storage Shed	-	11,968	14,850	20,000	160,000
Whiteboards/Countertops	41,150	32,952	18,567	30,000	30,000
Specific Building Remodeling/Renovation Projects					
Bingham High School Remodel Phase 1	2,790,064	19,536	-	-	-
Bingham High School Remodel Phase 2	3,224,519	4,911,800	38,525	-	-
Bingham High School Remodel Phase 3	-	3,559,452	5,639,386	-	-
Bingham High School Remodel Phase 4	-	-	3,569,771	8,842,807	-
Bingham High School Remodel Phase 5	-	-	-	6,604,839	6,604,839
Bluffdale Front Office Remodel	-	-	1,170,955	2,907,704	-
Columbia Parking Lot and Sidewalk Modification	156,089	-	-	-	-
Copper Hills High Gym Bleacher Replacement	-	-	-	24,000	-
Copper Hills Parking Expansion	42,107	-	7,715	487,029	-
Copper Mountain Security Entrance & Remodel	118,230	-	-	-	-
Elk Meadows Parking Expansion	20,062	-	6,291	372,801	-
Fort Herriman Acoustic Tiles	2,446	159,097	-	-	-
Fort Herriman Security Entrance and Remodel	146,791	15,841	-	-	-
Herriman Elementary Lighting	-	-	4,510	-	-
Herriman High Commons Area	-	-	57,513	175,000	-
Herriman High School Artificial Turf Replacement	498,740	-	-	-	-
Herriman High Track Replacement	42,743	228,131	489,476	-	-
Jordan Ridge Office Remodel	1,643,570	1,295,590	-	-	-
Majestic Stage/Lighting/Sound	-	128,180	193,169	-	-
Monte Vista Addition	2,077,662	409,655	-	-	-
Oquirrh Elementary Kitchen Renovation	-	-	10,500	-	-
Oquirrh Hills Cafeteria Renovation	865,817	2,262,468	-	-	-
Riverton Elementary Air Conditioning	-	-	-	15,510	-
Riverton High Boiler Replacement	483,914	-	-	-	-
Riverton High Cafeteria Expansion	88,566	487,555	1,237,774	-	-
Riverton High Gym Bleacher Replacement	-	-	-	24,000	-
Riverton High Roof	-	302,236	868,470	-	-
Riverton High Weight Room Expansion	368,854	56,783	-	-	-
Rosamond Restrooms	-	-	209,124	583,000	-
Safety Film/Radio Repeaters/Entry Systems	1,011,620	-	-	-	-
Security Doors	75,542	104,083	375,168	-	-
Southland Stage	-	-	31,886	429,025	-
Sunset Ridge Security Entrance & Remodel	52,479	2,606	-	-	-
Terra Linda Parking Redesign	27,780	-	-	-	-
Terra Linda Remodel	-	203,672	391,871	-	-
Transportation Fuel Tanks and pumps	-	-	-	322,023	322,024
Valley High Security Doors and Office Remodel	-	-	-	1,195,271	1,195,271
West Hills Relocation of Office and Remodel	3,741,001	25,232	-	-	-
West Jordan Elementary Demolition	-	-	-	1,000,000	1,000,000
West Jordan Elementary Kitchen Redesign	17,850	-	-	-	-
West Jordan High Parking Lot	-	-	-	746,825	746,825
West Jordan High Concession/Restroom/Ticket	-	285,398	527,160	-	-
West Jordan High Counseling Center Remodel	543,245	-	-	-	-
Total Buildings	81,068,390	50,695,394	32,140,501	49,188,019	43,677,959

	Actual 2019-20	Actual 2020-21	Actual 2021-22	Final Amended 2022-23	Proposed 2023-24
Equipment					
Area Equipment	\$ 34,163	\$ 32,271	\$ 232,425	\$ 523,318	\$ 250,000
Copy Machine Replacement	117,998	153,828	117,570	315,000	315,000
Custodial	423,071	302,179	276,598	258,000	258,000
District Wide	24,677	8,798	108,090	111,000	111,000
Instructional Media Center	-	23,753	66,047	66,000	66,000
Kitchen/Cafeteria	210,000	210,000	210,000	210,000	210,000
Maintenance	125,234	1,392	220,549	291,500	281,500
Outdoor Equipment	178,751	78,178	27,717	220,000	220,000
School Equipment	989,695	1,501,577	1,837,192	2,215,147	657,270
Transportation	84,638	38,809	94,678	474,000	174,000
Total Equipment	<u>2,188,227</u>	<u>2,350,785</u>	<u>3,190,866</u>	<u>4,683,965</u>	<u>2,542,770</u>
Data Processing Equipment					
Administrative Computer System	695,547	1,413,662	2,026,875	2,450,000	1,500,000
Micro Computer Purchases	136,876	119,341	132,181	150,000	150,000
Phone System Upgrade	38,617	5,124	38,005	40,000	40,000
Total Data Processing Equipment	<u>871,040</u>	<u>1,538,127</u>	<u>2,197,061</u>	<u>2,640,000</u>	<u>1,690,000</u>
Vehicles					
Maintenance	251,514	128,281	133,139	250,000	150,000
Other	16,950	95,169	102,835	74,500	199,500
School Buses	1,367,955	282,484	1,745,785	1,800,000	3,600,000
Transportation	-	-	112,414	160,000	30,000
Warehouse	226,590	-	119,741	-	140,000
Total Vehicles	<u>1,863,009</u>	<u>505,934</u>	<u>2,213,914</u>	<u>2,284,500</u>	<u>4,119,500</u>
Total Expenditures - Capital Projects	<u>\$ 107,169,018</u>	<u>\$ 67,459,341</u>	<u>\$ 51,694,402</u>	<u>\$ 74,676,000</u>	<u>\$ 67,655,662</u>

JORDAN SCHOOL DISTRICT

SCHEDULE OF OUTSTANDING LEASE OBLIGATION BONDS
Lease Revenue Obligations

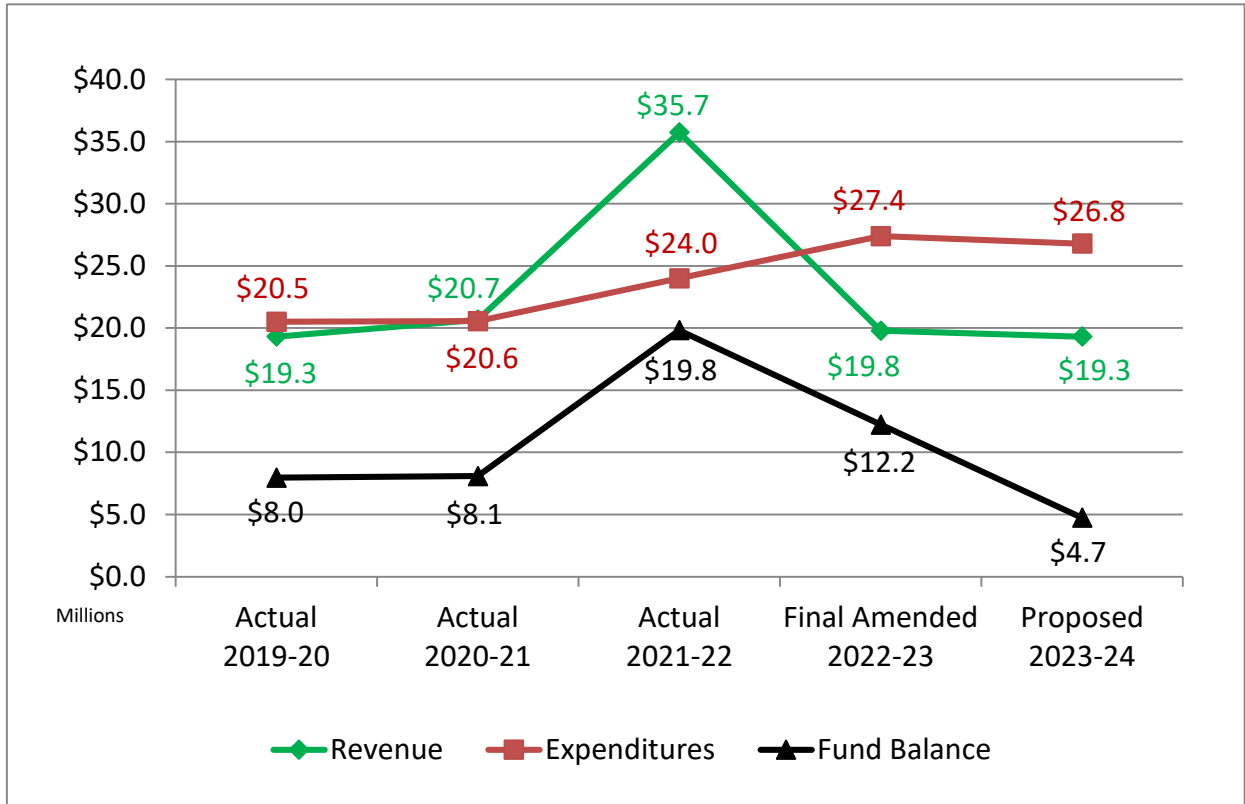
		Series 2010	Series 2020a	Series 2023	Total
		QSCB	Lease Bonds	Lease Bonds	
2023	Principal	\$ -	\$ 1,137,000	\$ -	\$ 1,137,000
	Interest	134,080	462,952	540,412	1,137,444
2024	Principal	-	1,165,000	-	1,165,000
	Interest	134,080	434,868	1,451,854	2,020,802
2025	Principal	-	1,194,000	1,914,000	3,108,000
	Interest	134,080	406,093	1,451,854	1,992,027
2026	Principal	-	1,223,000	1,987,000	3,210,000
	Interest	134,080	376,601	1,378,452	1,889,133
2027	Principal	9,000,000	1,254,000	2,064,000	12,318,000
	Interest	134,080	346,393	1,302,251	1,782,724
2028	Principal	-	1,284,000	2,143,000	3,427,000
	Interest	-	315,419	1,223,097	1,538,516
2029	Principal	-	1,316,000	2,225,000	3,541,000
	Interest	-	283,704	1,140,913	1,424,617
2030	Principal	-	1,349,000	2,310,000	3,659,000
	Interest	-	251,199	1,055,584	1,306,783
2031	Principal	-	1,382,000	2,399,000	3,781,000
	Interest	-	217,879	966,995	1,184,874
2032	Principal	-	1,416,000	2,491,000	3,907,000
	Interest	-	183,743	874,994	1,058,737
2033	Principal	-	1,451,000	2,586,000	4,037,000
	Interest	-	148,768	779,464	928,232
2034	Principal	-	1,487,000	2,686,000	4,173,000
	Interest	-	112,928	680,291	793,219
2035	Principal	-	1,524,000	2,789,000	4,313,000
	Interest	-	76,200	577,283	653,483
2036	Principal	-	1,561,000	2,895,000	4,456,000
	Interest	-	38,557	470,324	508,881
2037	Principal	-	-	3,006,000	3,006,000
	Interest	-	-	359,301	359,301
2038	Principal	-	-	3,122,000	3,122,000
	Interest	-	-	244,021	244,021
2039	Principal	-	-	3,241,000	3,241,000
	Interest	-	-	124,292	124,292
Total		\$ 9,670,400	\$ 22,398,304	\$ 52,479,382	\$ 84,548,086
	Total Principal	\$ 9,000,000	\$ 18,743,000	\$ 37,858,000	\$ 65,601,000
	Total Interest	670,400	3,655,304	14,621,382	18,947,086
Total		\$ 9,670,400	\$ 22,398,304	\$ 52,479,382	\$ 84,548,086

This page intentionally left blank.

NUTRITION SERVICES – FUND 51

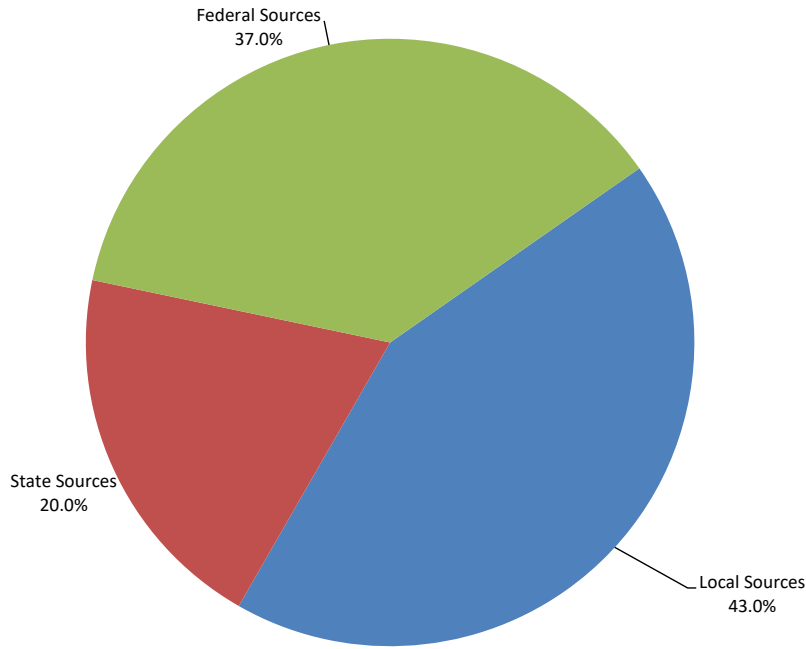
The Nutrition Services Fund is used to account for the operation of the school lunch and breakfast programs.

Nutrition Services Financial Overview

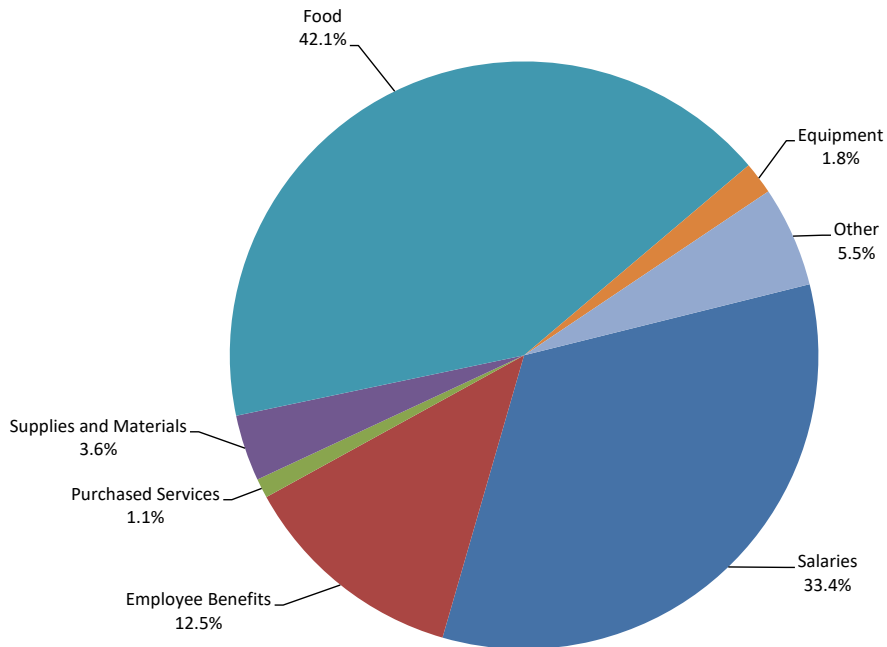


Note: Fund balance amounts are as of June 30.

Nutrition Services Fund Revenue Sources



Nutrition Services Fund Expenditures



JORDAN SCHOOL DISTRICT

FUND 51 - NUTRITION SERVICES

STATEMENT OF REVENUES, EXPENDITURES AND CHANGES IN FUND BALANCES

	Actual 2019-20	Actual 2020-21	Actual 2021-22	Final Amended 2022-23	Proposed 2023-24
REVENUES					
Local Sources					
Student Lunch Sales	\$ 4,715,425	\$ 97,157	\$ 307,071	\$ 5,485,000	\$ 6,545,973
Adult Lunch Sales	297,852	121,629	191,295	175,000	236,450
Reduced Lunch Sales	997,741	80,538	49,004	1,000,000	1,000,000
Extra Milk & Other Sales	44,442	11,319	54,273	38,000	38,000
Interest	242,781	52,190	78,154	482,300	482,300
Total Local Revenues	6,298,241	362,833	679,797	7,180,300	8,302,723
State Lunch Reimbursement and Other	3,931,988	4,111,422	5,030,245	4,000,000	3,864,000
Federal Sources					
Lunch Reimbursement	1,790,591	1,616,385	3,034,023	3,170,000	1,747,100
Free Lunch Reimbursement	3,673,596	11,370,497	22,681,830	2,400,000	2,400,000
Reduced Lunch Reimbursement	736,420	306,540	-	740,000	740,000
Summer Foods and Other Reimbursement	2,573	-	300	-	-
Breakfast Reimbursement	1,257,294	1,125,363	2,376,224	500,000	452,095
USDA Commodities	1,614,318	1,783,398	1,931,500	1,800,000	1,800,000
Total Federal Revenues	9,074,792	16,202,183	30,023,877	8,610,000	7,139,195
Total Revenues	19,305,021	20,676,438	35,733,919	19,790,300	19,305,918
EXPENDITURES					
Salaries	7,390,814	7,763,863	8,372,932	8,863,440	8,937,726
Employee Benefits	2,594,610	2,699,516	2,761,343	3,332,273	3,352,280
Purchased Services	228,110	93,897	156,488	306,435	286,435
Supplies and Materials	934,062	864,301	954,622	976,800	976,800
Food	7,590,986	7,627,885	9,990,270	11,860,000	11,282,000
Equipment	315,697	139,855	393,362	475,000	475,000
Other	1,450,137	1,361,638	1,369,059	1,578,751	1,480,396
Total Expenditures	20,504,416	20,550,955	23,998,076	27,392,699	26,790,637
Excess (Deficiency) of Revenues Over Expenditures	(1,199,395)	125,483	11,735,843	(7,602,399)	(7,484,719)
Fund Balance, Beginning of Year	9,165,814	7,966,419	8,091,902	19,827,745	12,225,346
Fund Balance, End of Year	\$ 7,966,419	\$ 8,091,902	\$ 19,827,745	\$ 12,225,346	\$ 4,740,627
FUND BALANCE					
Nonspendable					
Inventories	\$ 2,052,555	\$ 1,404,310	\$ 1,811,134	\$ 1,500,000	\$ 1,500,000
Restricted for Nutrition Services	5,913,864	6,687,592	18,016,611	10,725,346	3,240,627
Total Fund Balance	\$ 7,966,419	\$ 8,091,902	\$ 19,827,745	\$ 12,225,346	\$ 4,740,627

**Nutrition Services
Facts and Figures**

	<u>2019-20</u>	<u>2020-21</u>	<u>2021-22</u>	<u>Estimated 2022-23</u>	<u>Estimated 2023-24</u>
Number of Schools Participating in Lunch Program:					
Regular Schedule	57	60	64	64	64
Year-Round Schedule	3	2	-	-	-
Breakfast Program	41	42	64	64	64
Student Lunches Served:					
Free	728,499	3,518,295	5,531,448	865,289	822,024
Reduced	273,762	5,643	-	280,300	266,285
Fully Paid	2,746,692	57,451	-	3,637,942	3,456,044
Total	<u>3,748,953</u>	<u>3,581,389</u>	<u>5,531,448</u>	<u>4,783,531</u>	<u>4,544,353</u>
Adult Lunches Served:	51,384	39,396	61,830	62,411	59,290
Student Breakfasts Served:					
Free	155,651	504,362	934,398	174,132	165,425
Reduced	36,707	352	-	42,251	40,138
Fully Paid	146,375	1,102	-	285,311	271,045
Total	<u>338,733</u>	<u>505,816</u>	<u>934,398</u>	<u>501,694</u>	<u>476,608</u>
Number of Serving Days:					
Regular Schedule	176	176	175	176	176
Year-Round Schedule	228	228	-	-	-
Weighted Average	178.60	177.68	175.00	176.00	176.00
Average Daily Participation:					
Student Lunch	20,991	20,157	31,608	27,179	25,820
Adult Lunch	288	222	353	355	337
Student Breakfast	1,897	2,847	5,339	2,851	2,708
Average Daily Membership (Does not include kindergarten)	52,412	52,064	53,546	54,000	54,500
Percentage of Students Eating School Lunch:	40.05%	38.72%	59.03%	50.33%	47.38%

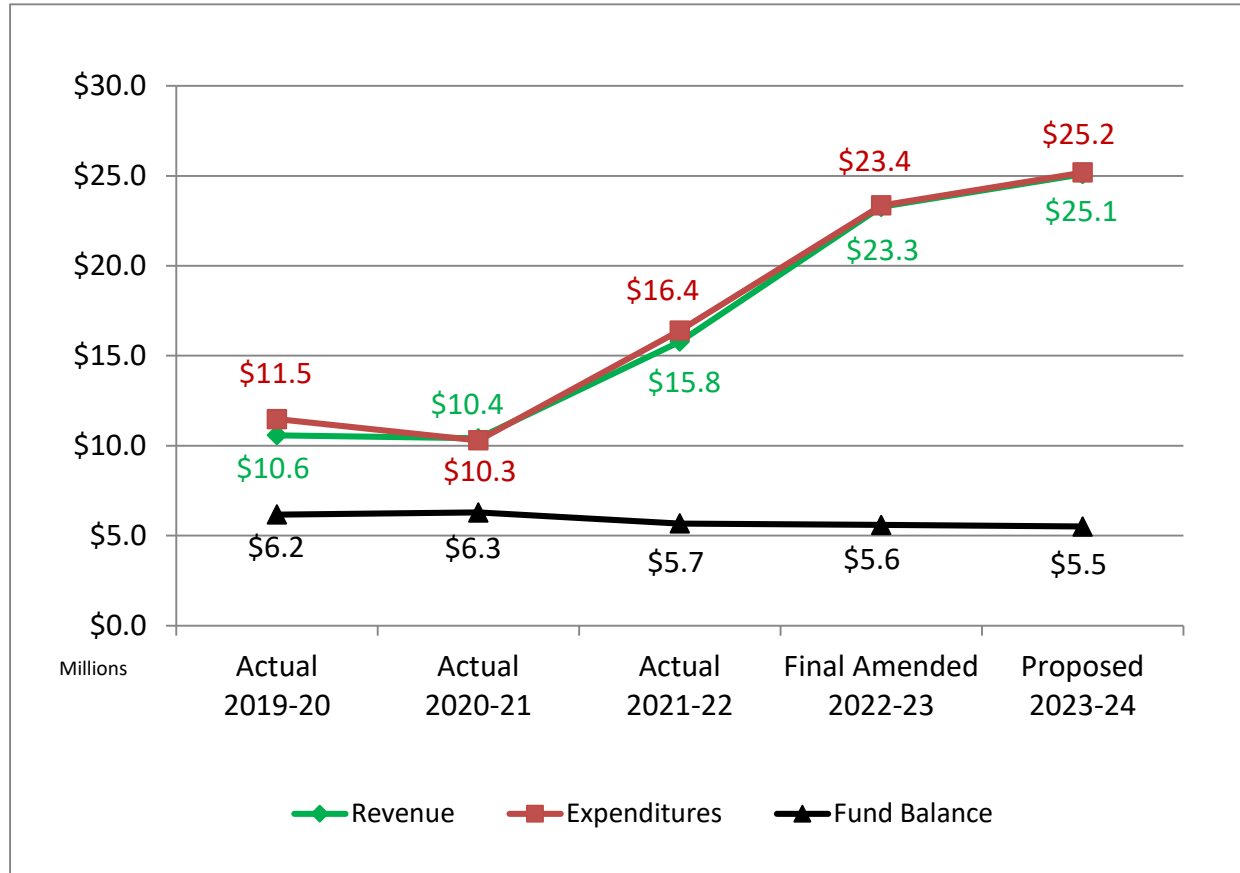
School Meal Prices

	<u>2022-23</u>	<u>Proposed 2023-24</u>	<u>Change From Prior Year</u>
Lunch			
Elementary	\$1.75	\$2.00	\$0.25
Secondary	2.00	2.25	0.25
Reduced Price	0.40	0.40	-
Adult	3.30	4.10	0.80
Breakfast			
Elementary	0.80	1.05	0.25
Secondary	1.00	1.25	0.25
Reduced Price	0.30	0.30	-
Adult	2.00	2.50	0.50

STUDENT ACTIVITIES – FUND 21

The Student Activities Fund is used to account for the receipts and disbursement of monies for student activities and organizations at the individual schools.

Student Activities Financial Overview



Note: Fund balance amounts are as of June 30.

JORDAN SCHOOL DISTRICT

FUND 21 - STUDENT ACTIVITIES

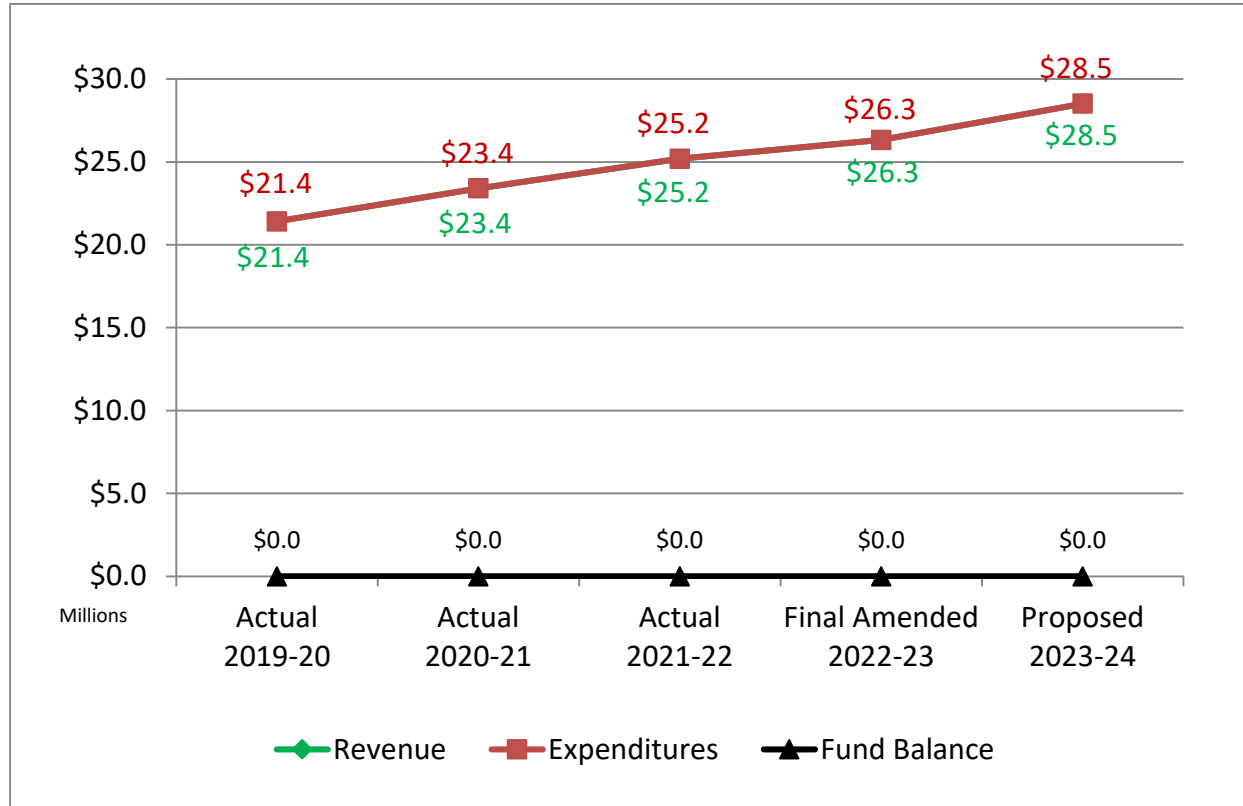
STATEMENT OF REVENUES, EXPENDITURES AND CHANGES IN FUND BALANCES

	Actual 2019-20	Actual 2020-21	Actual 2021-22	Final Amended 2022-23	Proposed 2023-24
REVENUE					
Local Sources					
Student Fees	\$ 6,348,316	\$ 6,347,936	\$ 9,026,475	\$ 15,250,000	\$ 16,500,000
Vending Commissions	116,109	108,556	174,164	200,000	200,000
Other	4,015,736	3,933,696	6,548,326	7,550,000	8,125,000
Interest	103,010	18,702	39,428	272,000	272,000
Total Revenues	<u>10,583,171</u>	<u>10,408,890</u>	<u>15,788,393</u>	<u>23,272,000</u>	<u>25,097,000</u>
EXPENDITURES					
Purchased Services	2,513,433	1,576,500	5,191,306	6,800,000	7,125,000
Supplies and Materials	7,241,847	7,423,109	9,533,084	14,250,000	15,450,000
Equipment	311,312	136,011	186,423	300,000	350,000
Other	1,409,623	1,162,655	1,488,559	2,004,772	2,254,772
Total Expenditures	<u>11,476,215</u>	<u>10,298,275</u>	<u>16,399,372</u>	<u>23,354,772</u>	<u>25,179,772</u>
Excess Revenues Over Expenditures	(893,044)	110,615	(610,979)	(82,772)	(82,772)
Fund Balance, Beginning of Year	<u>7,067,882</u>	<u>6,174,838</u>	<u>6,285,453</u>	<u>5,674,474</u>	<u>5,591,702</u>
Fund Balance, End of Year	<u>\$ 6,174,838</u>	<u>\$ 6,285,453</u>	<u>\$ 5,674,474</u>	<u>\$ 5,591,702</u>	<u>\$ 5,508,930</u>
FUND BALANCE					
Committed to School Activities	<u>\$ 6,174,838</u>	<u>\$ 6,285,453</u>	<u>\$ 5,674,474</u>	<u>\$ 5,591,702</u>	<u>\$ 5,508,930</u>
Total Fund Balance	<u>\$ 6,174,838</u>	<u>\$ 6,285,453</u>	<u>\$ 5,674,474</u>	<u>\$ 5,591,702</u>	<u>\$ 5,508,930</u>

PASS-THROUGH TAXES – FUND 26

The Pass-Through Taxes Fund is used to account for taxes which flow through to other entities.

Pass-Through Taxes Financial Overview



Note: Tax revenues collected are transferred to other governmental agencies; therefore, the fund balance will always be zero.

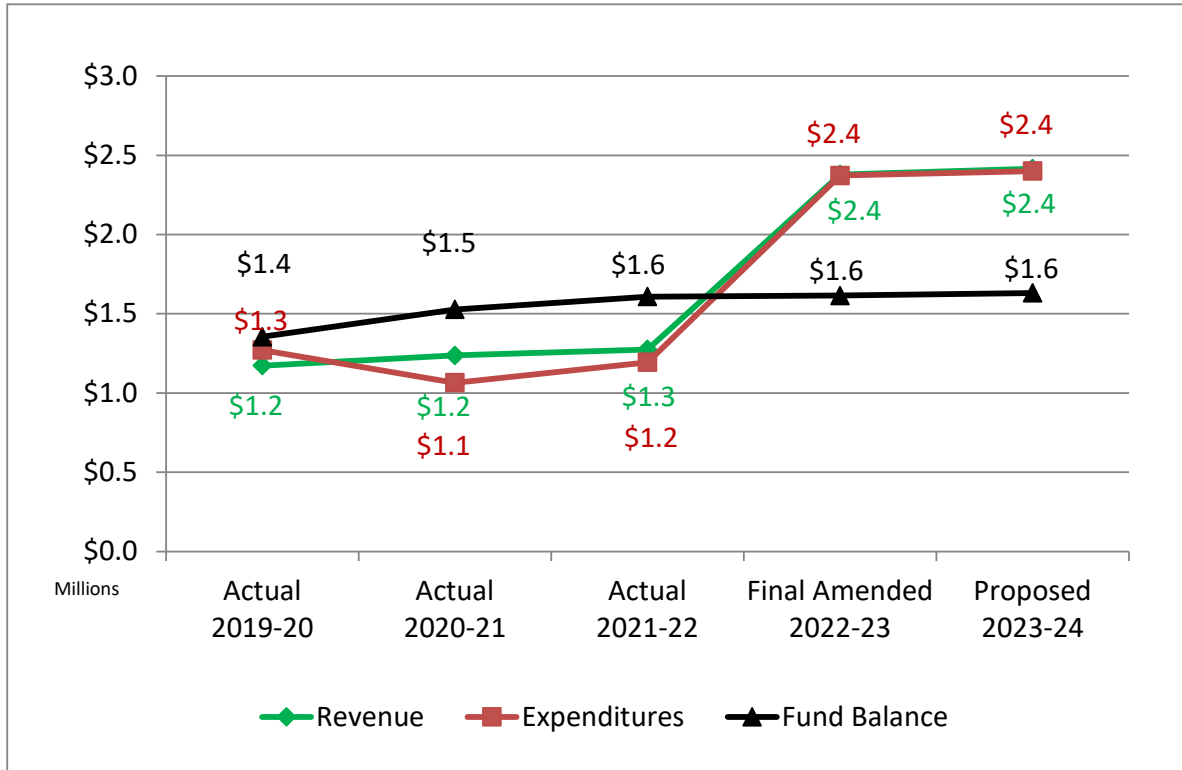
JORDAN SCHOOL DISTRICT
FUND 26 - PASS-THROUGH TAXES FUND
STATEMENT OF REVENUES, EXPENDITURES AND CHANGES IN FUND BALANCES

	Actual 2019-20	Actual 2020-21	Actual 2021-22	Final Amended 2022-23	Proposed 2023-24
REVENUE					
Incremental Property Tax Revenue	\$ 17,752,543	\$ 19,906,880	\$ 20,790,354	\$ 21,581,269	\$ 23,739,396
Charter Local Levy	3,657,169	3,499,228	4,402,941	4,747,800	4,770,009
Total Revenues	<u>21,409,712</u>	<u>23,406,108</u>	<u>25,193,295</u>	<u>26,329,069</u>	<u>28,509,405</u>
EXPENDITURES					
Redevelopment Community Services	17,752,543	19,906,880	20,790,354	21,581,269	23,739,396
Charter Local Replacement	3,657,169	3,499,228	4,402,941	4,747,800	4,770,009
Total Expenditures	<u>21,409,712</u>	<u>23,406,108</u>	<u>25,193,295</u>	<u>26,329,069</u>	<u>28,509,405</u>
Excess (Deficiency) of Revenues Over Expenditures	-	-	-	-	-
Fund Balance, Beginning of Year	-	-	-	-	-
Fund Balance, End of Year	<u>\$ -</u>	<u>\$ -</u>	<u>\$ -</u>	<u>\$ -</u>	<u>\$ -</u>
FUND BALANCE					
Restricted for Incremental Tax	\$ -	\$ -	\$ -	\$ -	\$ -
Total Fund Balance	<u>\$ -</u>	<u>\$ -</u>	<u>\$ -</u>	<u>\$ -</u>	<u>\$ -</u>

JORDAN EDUCATION FOUNDATION – FUND 75

The Jordan Education Foundation Fund is used to account for funds secured from the private sector which are used to enhance public education programs within the District.

Jordan Education Foundation Financial Overview



Note: Fund balance amounts are as of June 30

JORDAN SCHOOL DISTRICT

FUND 75 - JORDAN EDUCATION FOUNDATION

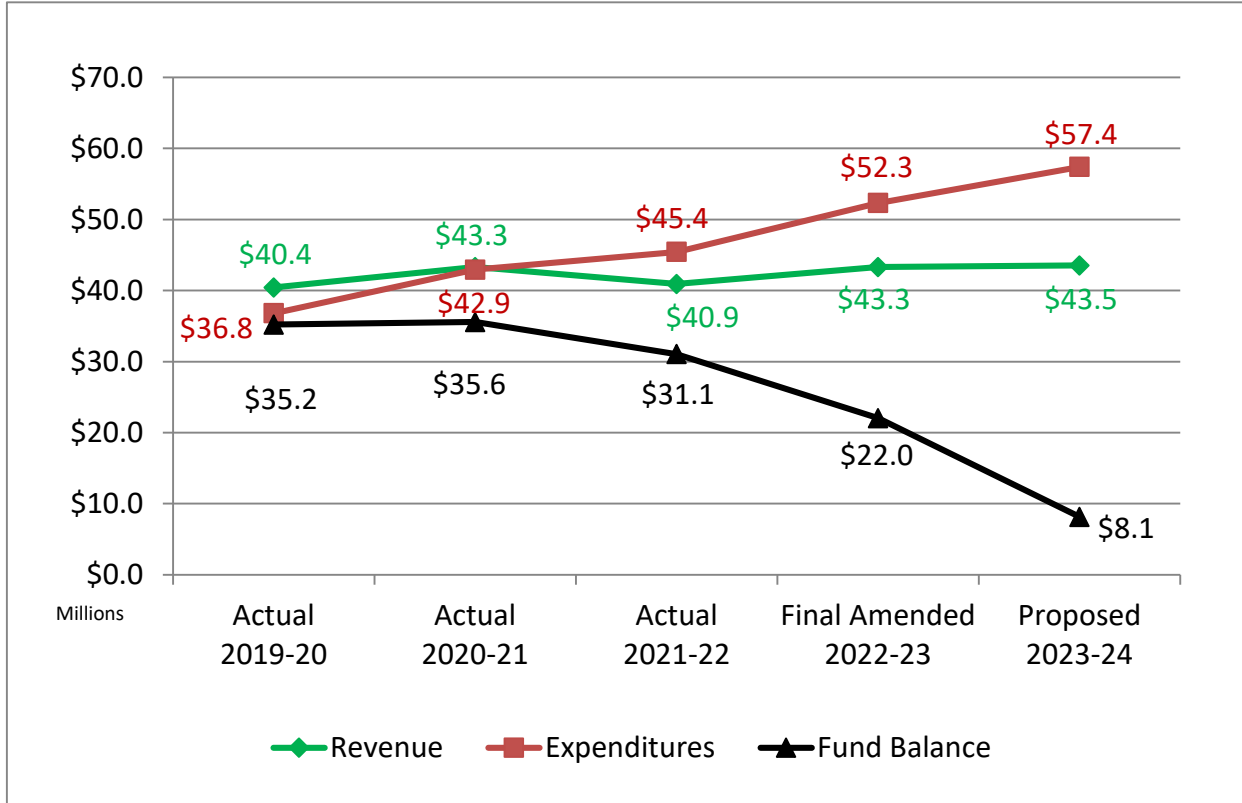
STATEMENT OF REVENUES, EXPENDITURES AND CHANGES IN FUND BALANCES

	Actual 2019-20	Actual 2020-21	Actual 2021-22	Final Amended 2022-23	Proposed 2023-24
REVENUE					
Local Contributions	\$ 937,454	\$ 950,580	\$ 935,244	\$ 2,000,000	\$ 2,000,000
Net change in investments	11,377	46,887	(19,938)	-	-
Interest	17,992	3,612	4,471	30,800	30,800
Total Revenues	<u>966,823</u>	<u>1,001,079</u>	<u>919,777</u>	<u>2,030,800</u>	<u>2,030,800</u>
EXPENDITURES					
Administration	206,051	236,085	354,883	348,310	385,372
Supplies and Materials	1,064,665	828,629	838,934	2,023,876	2,015,000
Total Expenditures	<u>1,270,716</u>	<u>1,064,714</u>	<u>1,193,817</u>	<u>2,372,186</u>	<u>2,400,372</u>
Excess (Deficiency) of Revenues Over Expenditures	(303,893)	(63,635)	(274,040)	(341,386)	(369,572)
OTHER FINANCING SOURCES:					
Transfer In	206,051	236,085	354,883	348,310	385,372
Net Change in Fund Balance	(97,842)	172,450	80,843	6,924	15,800
Fund Balance, Beginning of Year	<u>1,452,924</u>	<u>1,355,082</u>	<u>1,527,532</u>	<u>1,608,375</u>	<u>1,615,299</u>
Fund Balance, End of Year	<u>\$ 1,355,082</u>	<u>\$ 1,527,532</u>	<u>\$ 1,608,375</u>	<u>\$ 1,615,299</u>	<u>\$ 1,631,099</u>
FUND BALANCE					
Restricted for Jordan Education Foundation	<u>\$ 1,355,082</u>	<u>\$ 1,527,532</u>	<u>\$ 1,608,375</u>	<u>\$ 1,615,299</u>	<u>\$ 1,631,099</u>
Total Fund Balance	<u>\$ 1,355,082</u>	<u>\$ 1,527,532</u>	<u>\$ 1,608,375</u>	<u>\$ 1,615,299</u>	<u>\$ 1,631,099</u>

INTERNAL SERVICE – FUND 60
Health, Life, and Long-Term Disability Self-Insurance

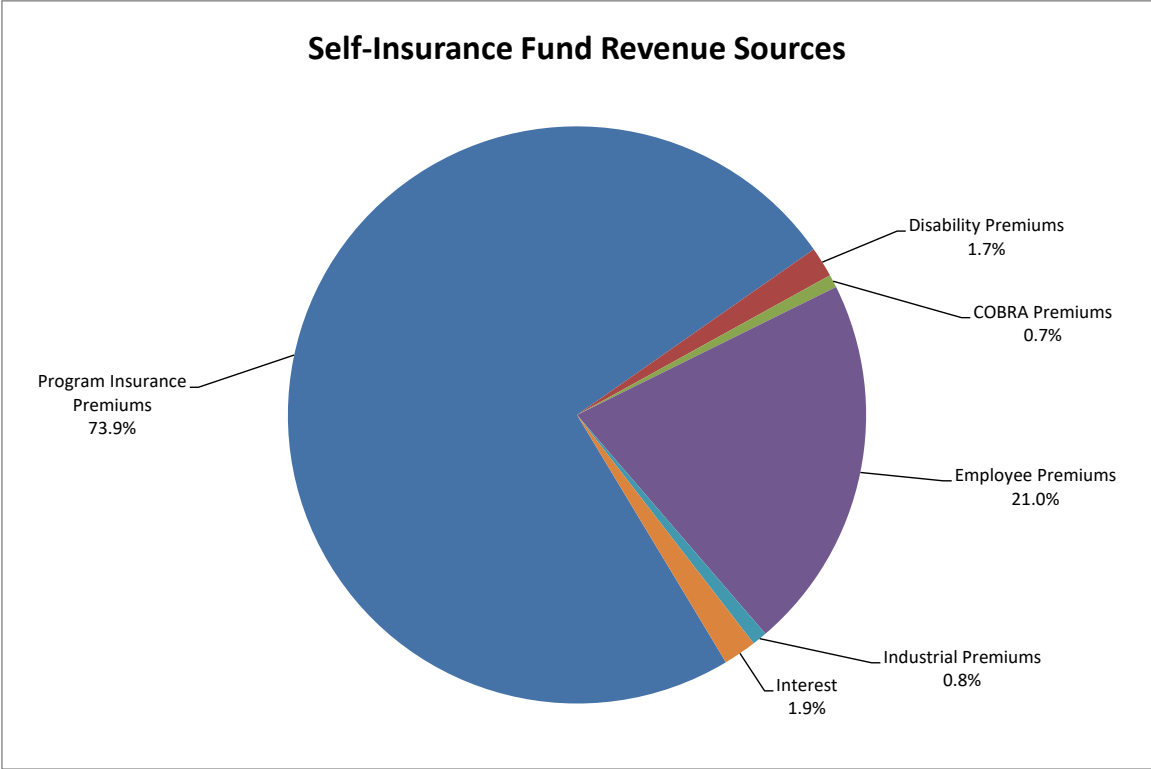
The Internal Service (Self-Insurance) Fund is the only internal service fund used by the District and accounts for the activities associated with the District’s self-insurance plan covering employee health and accident claims. Premiums are charged to the District’s other funds to cover anticipated costs.

Internal Service Fund (Self-Insurance) Financial Overview

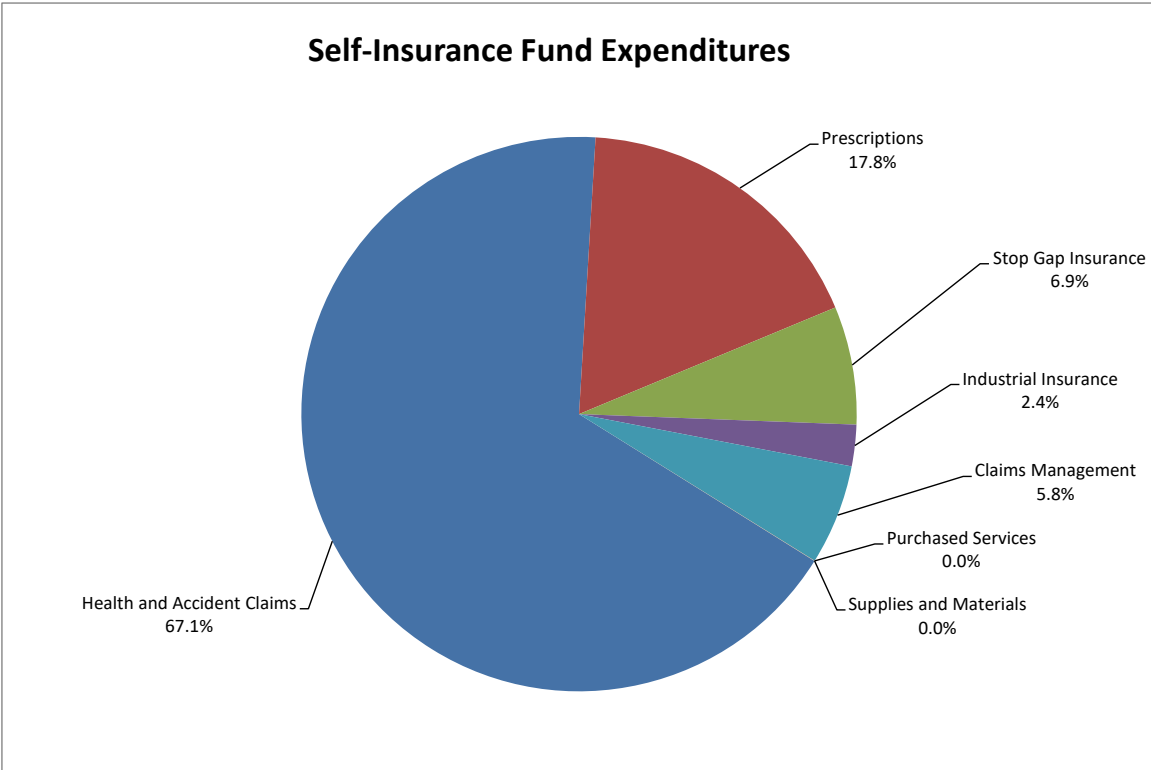


Note: Fund balance amounts are as of June 30.

Self-Insurance Fund Revenue Sources



Self-Insurance Fund Expenditures



JORDAN SCHOOL DISTRICT

FUND 60 - HEALTH, LIFE AND LONG-TERM DISABILITY SELF-INSURANCE

STATEMENT OF REVENUES, EXPENSES AND CHANGES IN RETAINED EARNINGS

	Actual 2019-20	Actual 2020-21	Actual 2021-22	Final Amended 2022-23	Proposed 2023-24
REVENUES					
Local Sources					
Program Insurance Premiums	\$ 28,054,418	\$ 30,905,776	\$ 30,624,555	\$ 31,850,000	\$ 32,155,000
Disability Premiums	681,647	694,403	707,545	735,000	735,000
COBRA Premiums	293,613	363,908	221,737	395,000	316,000
Employee Premiums	8,541,979	8,762,328	8,923,535	9,145,000	9,145,000
Industrial Premiums	2,236,673	2,444,092	315,147	365,000	365,000
Interest	613,988	143,060	136,413	805,200	805,200
Total Local Revenues	<u>40,422,318</u>	<u>43,313,567</u>	<u>40,928,932</u>	<u>43,295,200</u>	<u>43,521,200</u>
EXPENSES					
Health and Accident Claims	26,343,209	30,083,924	33,276,405	36,000,000	38,500,000
Prescriptions	5,396,034	7,270,831	7,218,491	9,300,000	10,200,000
Stop Gap Insurance	2,286,120	2,478,117	2,289,227	3,140,000	3,955,000
Industrial Insurance	1,004,009	986,782	803,850	1,387,478	1,387,478
Claims Management	1,773,225	2,123,025	1,853,579	2,480,600	3,357,600
Purchased Services	4,210	2,837	3,567	6,500	7,000
Supplies, Materials, and Other	1,710	491	540	3,200	3,200
Total Expenses	<u>36,808,517</u>	<u>42,946,007</u>	<u>45,445,659</u>	<u>52,317,778</u>	<u>57,410,278</u>
Excess (Deficiency) of Revenues Over Expenditures	3,613,801	367,560	(4,516,727)	(9,022,578)	(13,889,078)
Retained Earnings, Beginning of Year	<u>31,586,905</u>	<u>35,200,706</u>	<u>35,568,266</u>	<u>31,051,539</u>	<u>22,028,961</u>
Retained Earnings, End of Year	<u>\$ 35,200,706</u>	<u>\$ 35,568,266</u>	<u>\$ 31,051,539</u>	<u>\$ 22,028,961</u>	<u>\$ 8,139,883</u>

Five-Year Summary of Health Insurance Premium Costs

	Note	Actual 2019-20	Actual 2020-21	Actual 2021-22	Final Amended 2022-23	Proposed 2023-24
Total Premium						
Single	1	\$ 6,692.88	\$ 6,692.88	\$ 6,692.88	\$ 6,692.88	\$ 6,692.88
Couple	1	10,771.44	10,771.44	10,771.44	10,771.44	10,771.44
Family	1	18,291.24	18,291.24	18,291.24	18,291.24	18,291.24
Employee Pays						
Licensed						
Single	1	\$ 2,340.00	\$ 2,340.00	\$ 2,340.00	\$ 2,340.00	\$ 2,340.00
Couple	1	3,766.08	3,766.08	3,766.08	3,766.08	3,766.08
Family	1	6,395.40	6,395.40	6,395.40	6,395.40	6,395.40
Classified						
Single	1	\$ 1,780.56	\$ 1,780.56	\$ 1,780.56	\$ 1,780.56	\$ 1,780.56
Couple	1	2,865.72	2,865.72	2,865.72	2,865.72	2,865.72
Family	1	4,866.48	4,866.48	4,866.48	4,866.48	4,866.48
Administration						
Single	1	\$ 1,926.48	\$ 1,926.48	\$ 1,926.48	\$ 1,926.48	\$ 1,926.48
Couple	1	3,100.44	3,100.44	3,100.44	3,100.44	3,100.44
Family	1	5,265.00	5,265.00	5,265.00	5,265.00	5,265.00
All Premiums						
District	2	\$ 28,054,418	\$ 30,905,776	\$ 30,624,555	\$ 31,850,000	\$ 32,155,000
Employee	2	8,541,979	8,762,328	8,923,535	9,145,000	9,145,000
% paid by Employees		23.34%	22.09%	22.56%	22.31%	22.14%
Composite	3	\$ 9,852	\$ 9,852	\$ 9,852	\$ 9,852	\$ 9,852

Notes:

- 1) Amounts are annual premiums for a full-time employee on the Traditional, Advantage/Summit Plan which covers the majority of employees. The District also offers part-time, high deductible, HSA, retiree, COBRA, and other options. To figure the amount the District pays, subtract the employee-paid portion from the total premium. In annual negotiations, each employee group chooses whether they want more pay with higher employee premiums or less pay with lower employee premiums. Therefore, each employee group has a different employee-paid premium.
- 2) Amounts are fiscal year totals across all insurance plans, all employee groups, all employee statuses, all options, and all participants.
- 3) The composite rate is the annual rate charged to district programs for each health insurance participant. It may be viewed as an average cost to the District across all plans and participants.

Ten-Year History of Health Care Expenses

<u>Fiscal year</u>	<u>Total Expenses</u>	<u>Percent Growth</u>	<u>Employees' Share of Premium</u>
2014-15	\$ 35,086,859	-10.42%	27.62%
2015-16	33,132,011	-5.57%	25.61%
2016-17	33,155,231	0.07%	24.87%
2017-18	36,601,660	10.39%	23.93%
2018-19	37,765,262	3.18%	22.97%
2019-20	36,808,517	-2.53%	23.34%
2020-21	42,946,007	16.67%	22.09%
2021-22	45,445,659	5.82%	22.56%
2021-23 (Final Amended)	52,317,778	15.12%	22.31%
2022-24 (Proposed)	57,410,278	9.73%	22.14%

This page intentionally left blank.

**COMPARISON OF LARGE WASATCH FRONT SCHOOL DISTRICTS
Based on Fiscal Year 2021-22**

	<u>Alpine</u>	<u>Canyons</u>	<u>Davis</u>	<u>Granite</u>
Students ¹	83,999	33,252	72,540	60,371
Bond Rating (Fitch, Moody's, S&P) ²	AAA, Aaa, NR	AAA, Aaa, NR	NR, Aa1, AA+	AAA, Aa1, NR
Tax Rate ¹	0.006904	0.006643	0.007642	0.007105
Adjusted Assessed Value ¹	\$ 37,105,453,837	\$ 27,359,181,869	\$ 30,865,600,416	\$ 36,272,077,637
Adjusted Assessed Value / Student	\$ 441,737	\$ 822,783	\$ 425,498	\$ 600,820
Estimated Tax Yield / Student	\$ 3,050	\$ 5,466	\$ 3,252	\$ 4,269
Administration Costs ³	\$ 71,086,384	\$ 43,877,756	\$ 70,649,401	\$ 63,659,386
Administration / Student	\$ 846	\$ 1,320	\$ 974	\$ 1,054
Administration % of Overall Costs ³	9.57%	12.36%	10.24%	9.81%
Instructional Costs ³	\$ 472,413,646	\$ 204,897,634	\$ 440,330,557	\$ 366,282,114
Instruction / Student	\$ 5,624	\$ 6,162	\$ 6,070	\$ 6,067
Instruction % of Overall Costs ³	63.58%	57.71%	63.80%	56.45%
General Fund Overall Costs / Student ¹	\$ 8,846	\$ 10,677	\$ 9,515	\$ 10,747
Avg. Teacher Salary ¹	\$ 54,995	\$ 62,693	\$ 62,395	\$ 65,119
Total Long-term Debt ¹	\$ 668,145,271	\$ 538,236,997	\$ 519,626,723	\$ 335,408,955
Debt / Student	\$ 7,954	\$ 16,187	\$ 7,163	\$ 5,556
Avg. Elem Class Size ¹	26.00	22.71	24.64	24.14
Avg. Secondary Class Size ¹	32.44	31.50	31.59	31.88
Student-Teacher Ratio ¹	24.40	20.50	23.10	20.40

Sources:

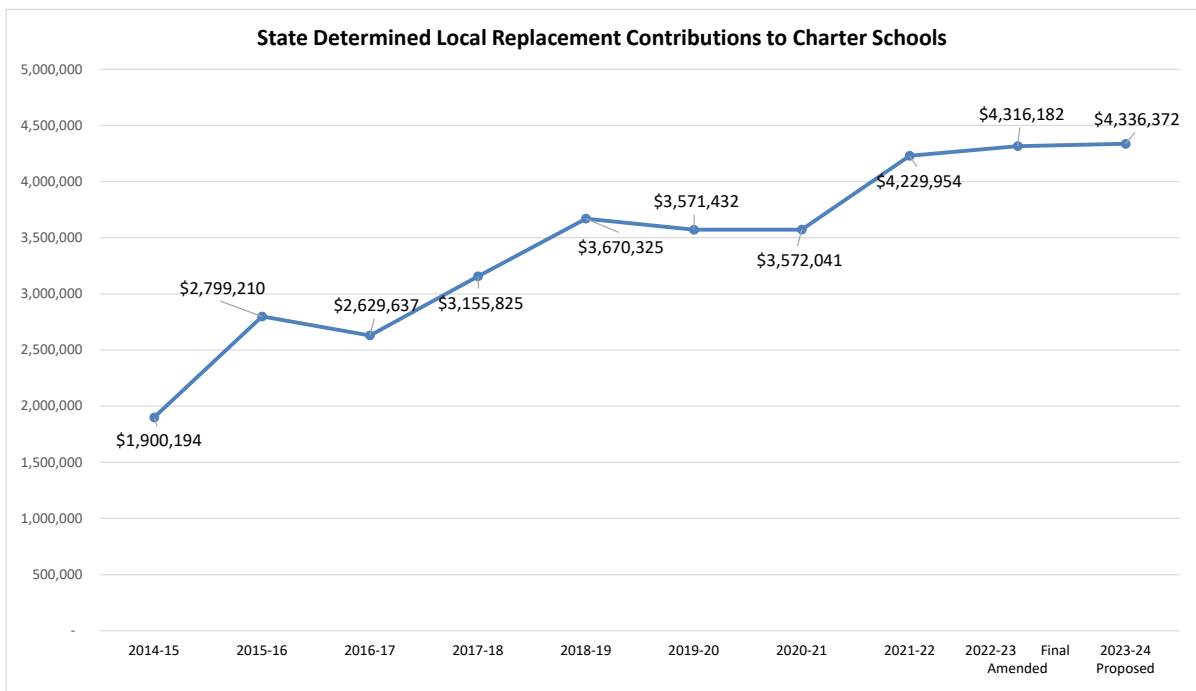
1 - Utah State Board of Education Website - Superintendent's Annual Report 2021-22

2 - Fitch, Moody's, and S&P (NR = no rating)

3 - Utah State Board of Education Website - Annual Financial Reports Summary 2021-22

For purposes of this schedule, the definition of "Administration" is School Administration, plus District Administration, plus Business or Central Services which includes secretaries, clerks, human resources, payroll, purchasing, accounting, communications, and computer systems.

Jordan	Nebo	Salt Lake	Districts Only State Wide	Charter Schools	With Charters State Wide
57,840	35,454	19,833	597,461	77,786	675,247
AAA, Aaa, NR	AAA, Aa2, NR	AAA, Aaa, NR	na	na	na
0.006168	0.008694	0.004809	0.006722	na	na
\$ 28,783,332,894	\$ 12,637,036,323	\$ 32,119,269,500	\$ 358,421,524,027	na	na
\$ 497,637	\$ 356,435	\$ 1,619,486	\$ 599,908	na	na
\$ 3,069	\$ 3,099	\$ 7,788	\$ 4,033	na	na
\$ 48,634,221	\$ 29,955,277	\$ 25,762,535	\$ 589,769,335	\$ 108,884,338	\$ 698,653,673
\$ 841	\$ 845	\$ 1,299	\$ 987	\$ 1,400	\$ 1,035
9.40%	9.62%	9.96%	10.01%	15.95%	10.63%
\$ 319,459,667	\$ 182,975,015	\$ 150,112,962	\$ 3,574,523,606	\$ 425,178,439	\$ 3,999,702,045
\$ 5,523	\$ 5,161	\$ 7,569	\$ 5,983	\$ 5,466	\$ 5,923
61.73%	58.77%	58.04%	60.67%	62.29%	60.84%
\$ 8,948	\$ 8,781	\$ 13,041	\$ 9,861	\$ 8,775	\$ 9,736
\$ 60,860	\$ 39,916	\$ 71,599	\$ 60,574	\$ 52,863	\$ 59,671
\$ 255,931,493	\$ 278,221,038	\$ 58,359,149	\$ 4,943,205,201	\$ 1,275,267,646	\$ 6,218,472,847
\$ 4,425	\$ 7,847	\$ 2,943	\$ 8,274	\$ 16,395	\$ 9,209
23.64	24.79	19.07	21.17	23.57	21.23
29.78	30.90	27.47	24.74	20.00	24.62
21.50	22.90	17.50	21.60	18.10	21.10



Jordan School District
MINUTES OF BOARD OF EDUCATION MEETING
May 23, 2023

The Board of Education of Jordan School District met in study, general, and closed sessions on Tuesday, May 23, 2023, beginning at 4:00 p.m. at JATC South (Board Conference Room), 12723 S. Park Avenue (2080 West), Riverton, Utah. The sessions were also provided electronically via YouTube.

STUDY SESSION

Those recognized or signed in as present:

Tracy J. Miller, Board President
Niki George, Board First Vice President
Darrell Robinson, Board Second Vice President, via phone connection
Brian W. Barnett, Board Member
Lisa Dean, Board Member
Bryce Dunford, Board Member, excused
Marilyn Richards, Board Member
Anthony A. Godfrey, Superintendent
John Larsen, Business Administrator
Michael Anderson, Associate Superintendent
Paul Van Komen, BVKTS Law
Carolyn Gough, Administrator of Teaching and Learning
Lisa Robinson, Administrator of Schools
Travis Hamblin, Director, Student Services
Kurt Prusse, Director, Purchasing
Sandy Riesgraf, Director, Communications
Dave Rostrom, Director, Facility Services
Caleb Olson, Planning & Enrollment Consultant, Student Services
Lisa LeStarge, Administrative Assistant
Janet Sanders, President, Jordan Education Association

President Miller presided and conducted. The Board of Education met in a study session to discuss the following:

A. Review of 2023-24 Calendar Survey

Caleb Olson, Planning & Enrollment consultant, reported that at the Board's request, a survey was sent to community members and employees to solicit input on two proposed 2024-25 calendar options: a "long break" or "short break" version. Mr. Olson said the survey lasted two weeks and garnered 7,515 responses. Of that number, approximately 68% were parents, 30% were employees, and 2% were students. There were over 1500 comments and results showed the Long Break option was preferred over the Short Break option 53.4% to 46.6%.

President Miller said many of the comments suggested a longer Thanksgiving Recess. Dr. Michael Anderson said the Calendar Committee took that into consideration and therefore included the Wednesday before the holiday as part of the break.

Board members said they liked the two options and expressed appreciation to the Calendar Committee for their hard work. It was decided to vote on the proposed Long Break calendar option for the 2024-25 school year in the subsequent business meeting.

B. 2023-24 School Permits

Caleb Olson gave a presentation to the Board to explain and review the current permit process. He said the current permit application is complicated and suggested a simplified version of permit priorities. He

proposed two options to the Board, each with slightly different wording, showing priority could be given in the following order:

- 1) Children of employees at the school
- 2) Current students wishing to remain (sorted by grade)
- 3) Students with a current family connection (sorted by grade)
- 4) Jordan District students
- 5) All others

Bryce Dunford arrived at 4:25 p.m. and joined the meeting in session.

Ms. George requested wording be changed to item number 3 to state “sibling”, not “family” connection. Mr. Olsen said he is confident PowerSchool can handle the “heavy lift” of sorting permit applications according to the Board’s established priority list. He also clarified that there would be added seats to accommodate employees’ children on permit, so the other priorities wouldn’t be affected.

Darrell Robinson arrived at 4:48 p.m. and joined the meeting in session.

Board members agreed to move forward with simplifying permit priorities and bringing this item back to a future Board meeting for further discussion.

C. Discussion on Bid for Demolition of West Jordan Elementary School

Dave Rostrom, director of Facility Services, announced that the bid period for the demolition of West Jordan Elementary School is closed. He gave a reminder of the Base Bid and 3 alternates and said the intent is to begin demolition around August 14, 2023. He said bids are good for 30 days and the District has compared similar projects and consulted architects to determine a fair price for the demolition and landscaping options. He also clarified that the memorial bench and area on the north side will remain untouched.

Board members agreed to vote on this agenda item in the subsequent business meeting.

D. Portrait of a Graduate Follow-Up

Dr. Anthony Godfrey said he wants to work with the broader community to make sure the District goals are “on the right track.” He will be meeting with Board members individually next month to share his vision and get their input.

Carolyn Gough, Administrator of Teaching and Learning, gave a brief review of the Portrait of a Graduate bid process, noting the department’s recommendation of a moderate level of support from Education Elements in creating the Portrait and Strategic Plan. Dr. Godfrey said the Plan could be used to revise current Ends Policies using greater stakeholder input.

Mr. Larsen said the funds would need to be allocated in the budget to account for the expenditure of creating a Portrait and this adjustment would take place in December, for the amended Budget Hearing.

MOTION: At 5:27 p.m., it was moved by Lisa Dean and seconded by Marilyn Richards to go into closed session. The motion passed with a unanimous vote.

CLOSED SESSION

Those recognized or signed-in as present:

- Tracy J. Miller, Board President
- Niki George, Board First Vice President
- Darrell Robinson, Board Second Vice President
- Brian W. Barnett, Board Member

Lisa Dean, Board Member
Bryce Dunford, Board Member
Marilyn Richards, Board Member
Anthony A. Godfrey, Superintendent
John Larsen, Business Administrator
Michael Anderson, Associate Superintendent
Paul Van Komen, BVKTS Law

President Miller presided and conducted. The Board of Education met in a closed session to discuss the character, professional competence, or physical or mental health of an individual; property, potential litigation, negotiations, and security measures. The closed session discussion was recorded and archived.

MOTION: At 6:12 p.m., it was moved by Marilyn Richards and seconded by Niki George to end the meeting. The motion passed with a unanimous vote.

The general session started at 6:31 p.m.

GENERAL SESSION

Those recognized or signed in as present:

Tracy J. Miller, Board President, excused (arrived at 7:57 p.m.)
Niki George, Board First Vice President
Darrell Robinson, Board Second Vice President
Brian W. Barnett, Board Member
Lisa Dean, Board Member
Bryce Dunford, Board Member
Marilyn Richards, Board Member
Anthony A. Godfrey, Superintendent
John Larsen, Business Administrator
Michael Anderson, Associate Superintendent
Paul Van Komen, BVKTS Law
Carolyn Gough, Administrator of Teaching and Learning
Lisa Robinson, Administrator of Schools
Katie Bastian, Director, Nutrition Services
Travis Hamblin, Director, Student Services
Mike Haynes, Director, Jordan Education Foundation
Kimberly Lloyd, Director, Special Education
Kurt Prusse, Director, Purchasing
Sandy Riesgraf, Director, Communications
David Rostrom, Director, Facility Services
Norman Emerson, Consultant, Instructional Support Services
Caleb Olson, Planning & Enrollment Consultant, Student Services
Rodney Shaw, Principal, Bingham High School
Lisa LeStarge, Administrative Assistant
Andrew Thompson, AV Contractor
Janet Sanders, President, Jordan Education Association
Shanna Scoville, Teacher, Majestic Arts Academy
Lisa Morey
Wendi Stewart
Sydna Graf
Crystal Hansen
Steven Burt

First Vice President Niki George presided and conducted. She welcomed those present. Leah Nichols, Student Council member of Kings Peak Virtual High School, led everyone in the Pledge of Allegiance. Reverence was given by Kai Miyake, Student Council member of Kings Peak Virtual High School.

Celebrating Kings Peak Virtual High School

The following Student Council members of Kings Peak Virtual High School, presented information to the Board about the good things happening at the school and reviewed some of the programs and activities in which students and faculty members participate: Kai Miyake, Haedyn Cleveland, Lucas Hayes, Leah Nichols, Claire Strand, and Emily Grossarth.

Recognitions – Jordan Education Foundation

Mr. Michael Haynes, director of the Jordan Education Foundation, and several members of the Board of Directors, presented the following employees with Outstanding Education Support Professionals awards:

Mel Davis, Head Custodian, Oakcrest Elementary School
Lisa Parent, Administrative Assistant, Oak Leaf Elementary School
Carson Field, Behavior Technician, River's Edge School/Jordan Behavior Assistance Team
Rick Thompson, Head Custodian, Riverton High School
Cheryl Jones, Lunch Manager, Hidden Valley Middle School
Brenda Veldevere, Senior Buyer, Purchasing
Nathan Morgan, Head Custodian, West Jordan High School
Matt Gardner, District Mail Carrier, Teaching & Learning
Lisa LeStarge, Administrative Assistant, Business Services
Mark Nelson, Head Custodian, Jordan School District Offices

Each recipient received a plaque and cash award. Board members congratulated the recipients and thanked them for their service to the District.

Recognitions by Board Members

Darrell Robinson recognized the Mountain Ridge High School Girls Lacrosse team for a great semi-final game and announced that they would be going to the State Championships for the second time in school history.

Niki George attended the successful Bingham and West Jordan High Schools' "People of the Pacific" fundraiser as well as the Antelope Canyon Elementary "Pronghorn Awards" ceremony.

Lisa Dean attended Career Day at Valley High School, and Jazz Night at West Jordan High School. She recognized Ami Shah, Equity, Diversity & Inclusion officer, for her efforts in organizing the recent Native American Night. Ms. Dean also attended the closing event at West Jordan Elementary School where the community celebrated the history of the school.

Marilyn Richards enjoyed the Jordan Ridge Elementary School Culture Night, Majestic Elementary Arts Academy Spring Soiree, and Bingham High School Ballroom Dance concert. She also attended the "fabulous" JATC South Awards Night and District Retirement Dinner.

Superintendent's Recognitions

Dr. Godfrey recognized Shanna Scovill, teacher at Majestic Elementary School, for being a recipient of the 2023 Utah Effective Teacher in High Poverty Schools award. He congratulated her and thanked her for being a remarkable teacher in the District.

I. Public Comments

A. Comments by Elected Officials

No mayors or elected officials were in attendance.

B. Patron Comments Regarding Non-Agenda Items

Lisa Morey, West Jordan Middle School librarian, said she wants students at her school reflected in books they read. She requested that concerns about books be addressed at the school level.

Wendi Stewart, a library specialist, said she would like students equally represented in books in school libraries. She asked that each school campus be allowed to decide which books should be in the library.

Sydna Graf, South Hills Middle School librarian, highlighted great things happening in school libraries. She said librarians should be allowed to use their expertise to order and process books.

Crystal Hansen, a parent and certified librarian, said she believes the District has created sound policies regarding book selection and reviews. She feels that other parents should not restrict what her children can read.

Steven Burt, a parent, said he feels books should be looked at as a whole and that one element in a book should not be grounds for eliminating it from a school library.

President Miller invited Mr. Larsen, business administrator, to read comments submitted to *boardcomments@jordandistrict.org*. Mr. Larsen noted two of the comments were sent before the last Board meeting, but unfortunately were mislabeled by the computer. Those comments were read, as well as a submission more recently received, from the following individuals:

Christopher Kirkland
Heidi Hunt
Nicole Christoffersen

Copies of the written comments are attached at the conclusion of these minutes (Attachment 1).

II. General Business – Consent Agenda

A. Motion to Approve Consent Agenda Items

1. Minutes

Minutes of the Board of Education meetings held April 25, 2023, May 2, 2023, May 9, 2023, and May 15, 2023, were presented to the Board of Education for approval.

MOTION: It was moved by Lisa Dean and seconded by Darrell Robinson to approve Consent Agenda item A1 as recommended. The motion passed with a unanimous vote.

B. Motion to Accept Consent Agenda Items

1. Expenditures

Expenditures for the month of April 2023 were provided to the Board of Education.

2. Financial Statement

The financial statement through April 30, 2023, was provided to the Board of Education. A copy is attached at the conclusion of these minutes. (Attachment 2)

3. Personnel – Licensed and Education Support Professionals

Personnel changes for the month of April 2023 were provided to the Board of Education.

4. **Recommendation to Issue Certificates for Home Instruction**

It was recommended that the students whose parents have filed affidavits pursuant to Utah Code 53G-6-204 shall be issued certificates excusing them from attending public school.

5. **Non-Compliance Report**

MOTION: It was moved by Lisa Dean and seconded by Marilyn Richards to accept Consent Agenda items B1 through B5, as recommended. The motion passed with a unanimous vote.

III. **Bid Recommendations**

A.	<u>School or Department</u> Bingham High School	<u>Items for Bid</u> Weight Room Equipment
	<u>Bidders</u> American Barbell BSN Sports Comm-Fit Fitness Superstore In-Motion Fitness Precor Commercial Fitness Stray Dog Strength Upper Limit	<u>Amount of Bid</u> \$215,000.00

Purpose: To replace the original equipment for the weight room at Bingham High School

Budget: In Lieu of Fees and Capital Outlay Equipment Budgets

Recommendation: It was recommended awarding the contract to the most responsive, responsible and acceptable bidder, American Barbell. The company complied with the specifications, terms, and conditions outlined in the bid documents.

MOTION: It was moved by Darrell Robinson and seconded by Marilyn Richards to approve the bid for Weight Room Equipment at Bingham High School, as recommended. The motion passed with a unanimous vote.

B.	<u>School or Department</u> Fort Herriman Middle School	<u>Items for Bid</u> Apple iPads & Licenses
	<u>Bidders</u> Apple Computers, Inc.	<u>Amount of Bid</u> \$166,600.00

Purpose: To provide iPads and JAMF School Licenses for students

Budget: TSSA and School Technology and Software Budgets

Recommendation: It was recommended awarding the contract to the most responsive, responsible and acceptable state contract bidder, Apple Computers, Inc. The company complied with the specifications, terms, and conditions outlined in the bid documents. State Contract: PA2212

MOTION: It was moved by Darrell Robinson and seconded by Lisa Dean to approve the bid for Apple iPads & Licenses for Fort Herriman Middle School, as recommended. The motion passed with a unanimous vote.

C.	<u>School or Department</u> West Hills Middle School	<u>Items for Bid</u> HP Chromebooks & Licenses
	<u>Bidders</u> Bluum USA, Inc. Connection Howard Technology Solutions Insight Public Sector Software House International (SHI) VLCM	<u>Amount of Bid</u> \$110,150.00

Purpose: To provide HP Chromebooks and Google Licenses for students

Budget: TSSA and Land Trust – Student Technology Funds

Recommendation: It was recommended awarding the contract to the most responsive, responsible and acceptable state contract bidder, Software House International (SHI). The company complied with the specifications, terms, and conditions outlined in the bid documents. State Contract: MA432

MOTION: It was moved by Lisa Dean and seconded by Marilyn Richards to approve the bid for HP Chromebooks & Google Licenses for West Hills Middle School, as recommended. The motion passed with a unanimous vote.

D.	<u>School or Department</u> Special Education	<u>Items for Bid</u> Special Education Platform (IEP, 504, Medicaid & HCP)
	<u>Bidders</u> Embrace PowerSchool Public Consulting Group	<u>Amount of Bid</u> \$1,469,575.75

Purpose: To provide a Special Education Platform for IEP, 504, and Medicaid Billing Services

Budget: General Special Education Budget

Recommendation: It was recommended awarding the contract to Embrace. They complied with the specifications, terms, and conditions outlined in the RFP documents. The RFP evaluation committee made the recommendation based on the results of the evaluation process and final ratings of the proposals. This is a five (5) year contract.

MOTION: It was moved by Lisa Dean and seconded by Darrell Robinson to approve the bid for a Special Education Platform for the Special Education Department, as recommended.

Mr. Barnett asked about the cost of the program, the reason for the purchase, and who would be using it. Kim Lloyd, director of Special Education, and Kurt Prusse, director of Purchasing, explained the current program, Goalview, will be obsolete after June 1, 2023 and the Embrace program costs less than Goalview. Ms. Lloyd explained the need, noting that all Special Education employees will be using the program to service approximately 8,068 Special Education students.

Mr. Prusse explained that training and start-up services are included. He also explained this is actually a one year contract with four annual renewals.

SUBSTITUTE

MOTION: It was moved by Darrell Robinson and seconded by Brian Barnett to table the Special Education Platform purchase until the June 13, 2023 Board meeting.

Ms. Lloyd explained that time will be needed to train Special Education employees on the new platform. Mr. Larsen noted that although the contract may be renewed for up to five years, there is an option to cancel after a year if it is not meeting the District's needs. The substitute motion failed unanimously.

First Vice President George called for a vote on the original motion for a Special Education Platform for the Special Education Department, as recommended. This motion passed unanimously.

E.	<u>School or Department</u> Student Services	<u>Items for Bid</u> Panorama Annual Contract Licenses
	<u>Bidders</u> Panorama Education Inc.	<u>Amount of Bid</u> \$412,000.00 over three (3) years

Purpose: To renew the existing EWS (Early Warning System) for student intervention

Budget: Student Services Contract Services Budget

Recommendation: It was recommended placing the order with Panorama Education Inc., contract #USBE 210049-MA procured through RFP# USBE-ZC1017. This meets State Code 53F-4-207, Student Intervention Early Warning Program.

MOTION: It was moved by Marilyn Richards and seconded by Lisa Dean to approve the bid for Panorama Annual Contract licenses for Student Services, as recommended. The motion passed with a unanimous vote.

F.	<u>School or Department</u> Teaching & Learning	<u>Items for Bid</u> Skill Struck Licenses
	<u>Bidders</u> Skill Struck	<u>Amount of Bid</u> \$138,000.00

Purpose: To renew the elementary school computer coding instruction platform and provide 18 elementary schools with license at \$6,000 per school.

Budget: STEM Computing Partnership and K-12 STEM Computer Science Grants

Recommendation: It was recommended placing the order with Skill Struck, a sole source provider, who met the specifications, terms, and conditions of the bid.

MOTION: It was moved by Lisa Dean and seconded by Tracy Miller to approve the bid for Skill Struck Licenses for Teaching & Learning, as recommended. The motion passed by a six to one vote. Brian Barnett cast the dissenting vote.

G.	<u>School or Department</u> Teaching & Learning	<u>Items for Bid</u> Consulting Services for Portrait of a Graduate and Districtwide Strategic Plan
----	---	---

Bidders
Education Elements

Amount of Bid
Total Awarded Expenditure: To be determined by the Board of Education

Purpose: To provide consulting services for Portrait of a Graduate and Districtwide Strategic Plan

Budget: To be determined

Recommendation: It was recommended to award the contract to Education Elements based on evaluation of the Statement of Qualifications (SOQ) process and ratings of the bid proposals. Negotiations with the company have resulted in a fair and reasonable contract and the Jordan District Board of Education will determine the level of support and cost of the expenditure.

MOTION: It was moved by Marilyn Richards and seconded by Lisa Dean to approve the bid for Consulting Services, at the Moderate Level, and the Districtwide Strategic Plan for Teaching & Learning, as recommended. The motion passed by a vote of six to one. Brian Barnett cast the dissenting vote.

H. School or Department
Facility Services

Items for Bid
Building Demolition of West Jordan Elementary School

Bidders
MKP Enterprises Inc.
Perez Company LLC
Alternate #1
Alternate #2
Alternate #3

Amount of Bid
\$293,897.00 Base Bid (Alternate TBD)

Purpose: to provide a general contractor to do the demolition of West Jordan Elementary School and prepare the site for three different options of landscaping. Alternate choice to be determined by the Board of Education.

Budget: Capital Projects Budget

Recommendation: It was recommended awarding the contract to the most responsive, responsible and acceptable bidder, MKP Enterprises Inc. The company complied with the specifications, terms, and conditions outlined in the bid documents.

MOTION: It was moved by Lisa Dean and seconded by Bryce Dunford to approve the bid for Building Demolition of West Jordan Elementary School, Alternate Option #3, for Facility Services, as recommended. The motion failed with a vote of six to one. Bryce Dunford voted for the motion.

MOTION: It was moved by Lisa Dean and seconded by Bryce Dunford to approve the bid for Building Demolition of West Jordan Elementary School, Alternate Option #2, for Facility Services, as recommended. The motion failed with a vote of five to two. Bryce Dunford and Lisa Dean voted for the motion.

MOTION: It was moved by Lisa Dean and seconded by Bryce Dunford to approve the bid for Building Demolition of West Jordan Elementary School, Alternate Option #1, for Facility Services, as recommended. The motion failed with a vote of five to two. Bryce Dunford and Lisa Dean voted for the motion.

MOTION: It was moved by Lisa Dean and seconded by Bryce Dunford to approve the Base Bid for Building Demolition of West Jordan Elementary School, for Facility Services, as recommended. The motion passed unanimously.

<u>School or Department</u>	<u>Items for Bid</u>
Nutrition Services	Uniforms and Shoes
<u>Bidders</u>	<u>Amount of Bid</u>
Bienali Promotions, LLC	\$365,000.00 over five (5) years
BizWear Inc.	
Shoes for Crews	

Purpose: To provide uniforms and shoes for Nutrition Services.

Budget: Nutrition Services Uniform Budget

Recommendation: It was recommended awarding the bid to BizWear, Inc. The Nutrition Services Department made the recommendation based on the results of the evaluation process and final ratings of the bid proposals. This is a five (5) year contract.

MOTION: It was moved by Lisa Dean and seconded by Marilyn Richards to approve the bid for Uniforms and Shoes for Nutrition Services, as recommended. The motion passed with a unanimous vote.

IV. **Special Business**

A. **Recommendation to Approve Proposed Increase in Child Nutrition Meal Prices for 2023-24 School Year**

Business Administrator John Larsen explained that the recommendation for a proposed increase in Nutrition Services meal prices was presented in the last Board study session. He said Nutrition Services proposes to increase student lunch prices by \$.25, adult breakfast prices by \$.50 and adult lunch prices by \$.80.

Katie Bastian, Nutrition Services Director, said adult meals would increase more substantially because they are not subsidized. She noted that student meal prices had not been increased since the 2009-2010 school year, fourteen years ago.

Public Comment

No patrons signed up to address the Board regarding this Special Business item and no patrons accepted the invitation to speak.

MOTION: It was moved by Lisa Dean and seconded by Marilyn Richards to approve the Proposed Increase in Child Nutrition Meal Prices for the 2023-24 School Year. The motion passed unanimously.

First Vice President Niki George welcomed President Miller, who had arrived earlier and joined the meeting in session.

B. **Recommendation to Approve Calendar for 2024-25 School Year**

Associate Superintendent Michael Anderson pointed out the school calendar has a great impact on the daily lives of parents, students, employees, and community members. He thanked Caleb Olson and the Calendar Committee for their hard work.

Mr. Olson gave a brief summary of the survey process and participation. Based on survey results, he recommended the Long Break calendar option for the 2024-25 school year.

Public Comment

No patrons signed up to address the Board regarding this Special Business item and no patrons accepted the invitation to speak.

MOTION: It was moved by Lisa Dean and seconded by Brian Barnett to approve the Long Break calendar for the 2024-25 School Year.

Mr. Robinson expressed concern that many respondents wanted to complete the school year before Memorial Day. He said he would like an alternate motion to approve the Long Break calendar, but start the school year one week earlier in August.

ALTERNATE

MOTION: It was moved by Darrell Robinson and seconded by Brian Barnett to approve the Long Break calendar option for the 2024-25 School Year, with the starting date one week earlier in August of 2024. The motion failed by a vote of five to two. Darrell Robinson and Brian Barnett voted for the motion.

Mr. Olsen said this option would mean coming back from Winter Recess with 5 days left of the quarter and Ms. George said this would not give teachers much time in the summer. First Vice President George called for a vote on the original motion. The motion passed unanimously.

A copy of the approved 2024-25 School Calendar is attached at the conclusion of these minutes (Attachment 3)

V. **Information Items**

A. **Superintendent's Report**

Superintendent Godfrey expressed appreciation for all the hard work employees and students have done up to the end of the school year. He said it has been a good year with great academic achievements.

VI. **Discussion Items**

A. **Committee Reports and Comments by Board Members**

Marilyn Richards, Facilities Committee Chair, said the committee will meet on June 6, 2023 where they will look at summer projects. She reported that the federal seismic grant was approved although the funds cannot be accessed until fall. She invited Dave Rostrom to explain further.

Mr. Rostrom said the grant amount is a little over \$300,000. but the District must wait until the official letter is received to begin the seismic studies. He said the bidding process could begin earlier and he projected it would take up to three months to complete the studies.

Mr. Larsen said the federal grant has a matching component of 25% and he verified the funds could not be utilized until the award letter is received.

Lisa Dean, Salt Lake County Parks & Recreation Advisory Representative, announced that Valley Regional Park will be opening Memorial Day weekend and that the Bingham Creek Regional Park will officially open June 22, 2023. She said the Butterfield Trail System is almost complete and will open in September, 2023.

President Miller, State PTA Representative, reported that at the recent PTA convention, Corey Fairholm was elected as the new State PTA President. She also announced that Dr. Godfrey was reinstated as the superintendent representative on the State PTA Board.

Ms. Miller said the Jordan Education Foundation will hold a Golf Tournament fundraising event on June 22, 2023 and information can be found on the Foundations website.

Lisa Dean mentioned she was trained on the Tableau computer platform by Ben Jameson, director of Evaluation, Research & Accountability, at the recent JEAC summit. She suggested other Board members could benefit from the information available on Tableau.

MOTION: At 9:26 p.m., it was moved by Lisa Dean and seconded by Brian Barnett to go into closed session. The motion passed unanimously.

CLOSED SESSION

Those recognized or signed-in as present:

Tracy J. Miller, Board President
Niki George, Board First Vice President
Darrell Robinson, Board Second Vice President
Brian W. Barnett, Board Member
Lisa Dean, Board Member
Bryce Dunford, Board Member
Marilyn Richards, Board Member
Anthony A. Godfrey, Superintendent
John Larsen, Business Administrator
Michael Anderson, Associate Superintendent
Paul Van Komen, BVKTS Law

President Miller presided and conducted. The Board of Education met in a closed session to discuss the character, professional competence, or physical or mental health of an individual; property, potential litigation, negotiations, and security measures. The closed session discussion was recorded and archived.

MOTION: At 11:19 p.m., it was moved by Bryce Dunford and seconded by Lisa Dean to adjourn the meeting. The motion passed unanimously.

//
Attachments

Jordan School District
MINUTES OF BOARD OF EDUCATION MEETING
June 5, 2023

The Board of Education of Jordan School District met in a closed session electronic meeting on Tuesday, June 5, 2023, beginning at 4:33 p.m. at the anchor location at Jordan District Offices, 7387 S. Campus View Drive, West Jordan, Utah.

OPEN SESSION

Those recognized or signed in as present:

Tracy J. Miller, Board President
Niki George, Board First Vice President
Darrell Robinson, Board Second Vice President
Brian W. Barnett, Board Member
Lisa Dean, Board Member
Bryce Dunford, Board Member
Marilyn Richards, Board Member
Anthony A. Godfrey, Superintendent
John Larsen, Business Administrator
Michael Anderson, Associate Superintendent
Paul Van Komen, BVKTS Law

President Miller presided and conducted. She called for a motion to go into closed session.

MOTION: At 4:34 p.m., it was moved by Marilyn Richards and seconded by Darrell Robinson to go into closed session. The motion passed with a unanimous vote.

CLOSED SESSION

Those recognized or signed in as present:

Tracy J. Miller, Board President
Niki George, Board First Vice President
Darrell Robinson, Board Second Vice President
Brian W. Barnett, Board Member
Lisa Dean, Board Member
Bryce Dunford, Board Member
Marilyn Richards, Board Member
Anthony A. Godfrey, Superintendent
John Larsen, Business Administrator
Michael Anderson, Associate Superintendent
Paul Van Komen, BVKTS Law

President Miller presided and conducted. The Board of Education met in a closed session to discuss negotiations. The closed session discussion was recorded and archived.

MOTION: At 7:41 p.m., it was moved by Lisa Dean and seconded by Darrell Robinson to adjourn the meeting. The motion passed unanimously.

JL/II



May 2023

Gross Payroll		\$ 29,855,299.02
Net Pay Deposit		\$ 21,960,338.35
Deductions through Accounts Payable		\$ 1,498,863.31
Payday	Federal Tax Withheld	\$ 2,202,288.67
Payday	FICA Tax Withheld	\$ 1,765,421.02
Payday	Medicare Tax Withheld	\$ 412,881.70
	Total Accounts Payable	\$ 4,380,591.39
Deduction ACH		\$ 367,606.73
Deductions through Accounts Payable		\$ 1,498,863.31
Deductions - Insurance Journal Entry		\$ 756,734.15
Deductions - Flexible Spending money wired		\$ 119,767.85
Deductions - URS		\$ 636,185.93
Deductions - TSA		\$ 133,534.74
Month End - Federal Tax Withheld		\$ 10.88
Month End - FICA Tax Withheld		\$ 2,513.74
Month End - Medicare Tax Withheld		\$ 588.05
FICA/Medicare refund from 2022		(1,116.86)
TSA refund		(319.24)
Total Transfer to Payroll Account		\$ 22,327,945.08
Total Transfer to Accounts Payable		\$ 7,527,353.94
Total Deposits		\$ 29,855,299.02

0.00

Sarah Palmer
Director, Payroll

June LeMaster
Executive Director, Human Resources

John Larsen
Business Administrator

JORDAN SCHOOL DISTRICT
May 2023 EXPENDITURES PRESENTED TO THE BOARD OF EDUCATION
Board Meeting June 13, 2023

DESCRIPTION	VENDOR	AMOUNT
75 YEAR SERVICE	UTAH RETIREMENT SYSTEMS	\$ 526.87
ADVERTISING	DESERET NEWS PUBLISHING COMPANY	40.56
ADVERTISING	US BANK	1,274.93
ASSOCIATION DUES	AMERICAN FEDERATION OF TEACHERS	551.80
ASSOCIATION DUES	JORDAN EDUCATION ASSOCIATION	60,442.45
ASSOCIATION DUES	UTAH SCHOOL EMPLOYEES ASSOCIATION	7,815.04
AUDIT EXPENSE	SQUIRE AND COMPANY PC	10,800.00
BOND EXPENSE	US BANK	50.00
BUILDING RENTAL	SALT LAKE COUNTY PARKS AND RECREATION	13,745.55
CDL/PHYSICAL RENEWALS	COOPER, MICHAEL	38.00
CDL/PHYSICAL RENEWALS	DIMOND, BART	38.00
CDL/PHYSICAL RENEWALS	KARTCHNER, LORIS	38.00
CDL/PHYSICAL RENEWALS	MORALES, OFELIA	38.00
CDL/PHYSICAL RENEWALS	OSTLER, TODD	52.00
CDL/PHYSICAL RENEWALS	SZE, HUNG KEI	38.00
CDL/PHYSICAL RENEWALS	US BANK	295.00
COMPETITION REGISTRATION FEES	CEDAR VALLEY HIGH SCHOOL	100.00
COMPETITION REGISTRATION FEES	DAVIS HIGH SCHOOL	442.00
COMPETITION REGISTRATION FEES	OREM HIGH SCHOOL	250.00
COMPETITION REGISTRATION FEES	PAYSON HIGH SCHOOL	900.00
COMPETITION REGISTRATION FEES	TOOELE HIGH SCHOOL	425.00
COMPETITION REGISTRATION FEES - VOID	PLEASANT GROVE HIGH SCHOOL	-1,000.00
COMPUTER EQUIPMENT	US BANK	42.41
CONSTRUCTION EXPENSE	APPLIED GEOTECHNICAL ENGINEERING CONS.	7,880.75
CONSTRUCTION EXPENSE	BUD MAHAS CONSTRUCTION	2,658,955.00
CONSTRUCTION EXPENSE	VALENTINER CRANE BRUNJES ONYON	16,681.37
CONTRACT SERVICES - BUILDINGS	INNOVATIVE WATER SERVICES	1,014.00
CONTRACT SERVICES - BUILDINGS	NUVEK LLC	600.00
CONTRACT SERVICES - BUILDINGS	RIVERTON HARDWARE AND LUMBER	90.39
CONTRACT SERVICES - BUILDINGS	ROBERT I MERRILL CO	7,056.00
CONTRACT SERVICES - BUILDINGS	STATE FIRE SALES AND SERVICE	4,605.27
CONTRACT SERVICES - BUILDINGS	SUMP AND TRAP CLEANING LLC	2,235.00
CONTRACT SERVICES - BUILDINGS	UNIFIRST CORPORATION	207.58
CONTRACT SERVICES - BUILDINGS	WON DOOR CORP	510.46
CONTRACT SERVICES - BUILDINGS	US BANK	145.66
CONTRACT SERVICES - EQUIPMENT	COLUMBUS SECURE DOCUMENT SOLUTIONS	57.60
CONTRACT SERVICES - EQUIPMENT	ET TECHNOLOGIES INC	6,672.00
CONTRACT SERVICES - EQUIPMENT	GENERATION SYSTEMS INC	4,084.48
CONTRACT SERVICES - EQUIPMENT	INMOTION FITNESS REPAIR AND SERVICE LLC	7,544.72
CONTRACT SERVICES - EQUIPMENT	LABOR COMMISSION	425.00
CONTRACT SERVICES - EQUIPMENT	MHI SERVICE INC	1,874.20
CONTRACT SERVICES - EQUIPMENT	MISTER CAR WASH	330.00

CONTRACT SERVICES - EQUIPMENT	PEAK ALARM	1,976.40
CONTRACT SERVICES - EQUIPMENT	PRECISION ROOFING	5,509.61
CONTRACT SERVICES - EQUIPMENT	QUANTUM DOOR SERVICES LLC	723.50
CONTRACT SERVICES - EQUIPMENT	TK ELEVATOR CORPORATION	4,275.72
CONTRACT SERVICES - EQUIPMENT	US BANK	2,281.60
CONTRACT SERVICES - GROUNDS	KJB CONSTRUCTION INC	1,560.00
CONTRACTED SERVICES	5 STAR INTERPRETING LLC	300.00
CONTRACTED SERVICES	ABBAY BENCH	100.00
CONTRACTED SERVICES	AEVIUM FILMS LLC	2,200.00
CONTRACTED SERVICES	AIRGAS INTERMOUNTAIN	749.77
CONTRACTED SERVICES	ALEXUS JASMINE MARTINEZ TAYLOR	175.00
CONTRACTED SERVICES	ALISHA LAMB STAGGS	100.00
CONTRACTED SERVICES	ALYSSA MICHELLE WATTS	100.00
CONTRACTED SERVICES	AMANDA HACKWORTH	25.00
CONTRACTED SERVICES	AMERICAN SHREDDING	233.80
CONTRACTED SERVICES	AMERICAN SIGN LANGUAGE	1,247.00
CONTRACTED SERVICES	ANDREA J TAYLOR	40.00
CONTRACTED SERVICES	ANTHONY PAUL MAZZAFERRO	178.64
CONTRACTED SERVICES	ANTONY S ACOSTA	150.00
CONTRACTED SERVICES	ARBITERPAY TRUST ACCOUNT	60,874.88
CONTRACTED SERVICES	ARGYLE, JOSEPH	720.00
CONTRACTED SERVICES	ASHLYN KARIE JENSEN	325.00
CONTRACTED SERVICES	ASPEN RIDGE COUNSELING LLC	400.00
CONTRACTED SERVICES	AUBREE JACOBSEN	500.00
CONTRACTED SERVICES	AUSTIN NAMBA	4,995.00
CONTRACTED SERVICES	AUSTIN REED	165.00
CONTRACTED SERVICES	BLOMQUIST AND HALE CONSULTING	12,804.00
CONTRACTED SERVICES	BRAINTREE LLC	273.61
CONTRACTED SERVICES	BRENT SMITH	200.00
CONTRACTED SERVICES	BUDD AND BLOOM LLC	125.00
CONTRACTED SERVICES	BYU DANCE DEPT	1,120.00
CONTRACTED SERVICES	CALEB SHABESTARI	280.00
CONTRACTED SERVICES	CAPTURED BY ADS	1,413.00
CONTRACTED SERVICES	CARLSON PROBST	90.00
CONTRACTED SERVICES	CBRE INC	400.00
CONTRACTED SERVICES	CERTIFIED SHRED INC	40.00
CONTRACTED SERVICES	CHRISTOPHER R TAYLOR	140.00
CONTRACTED SERVICES	COMMGAP	5,008.78
CONTRACTED SERVICES	COOK GROUP INC THE	1,397.50
CONTRACTED SERVICES	CORI A GRAY	40.00
CONTRACTED SERVICES	CRAIG E FERRIN	140.00
CONTRACTED SERVICES	CRAWFORD DOOR SALES	191.00
CONTRACTED SERVICES	CRISTINA P SWANK	312.50
CONTRACTED SERVICES	CRISTOPHER STILES	100.00
CONTRACTED SERVICES	CRYSTAL BERRY	100.00
CONTRACTED SERVICES	CYNTHIA DEAN CRAWFORD	150.00
CONTRACTED SERVICES	DAVID ROY	200.00

CONTRACTED SERVICES	DAVID SANDERSON	400.00
CONTRACTED SERVICES	DEPARTMENT OF WORKFORCE SERVICE	6,710.00
CONTRACTED SERVICES	DGL ENTERPRISES	5,000.00
CONTRACTED SERVICES	DUSTIN JANSEN	600.00
CONTRACTED SERVICES	EDWARD POWERS	300.00
CONTRACTED SERVICES	ELLSIE TUELLER	350.00
CONTRACTED SERVICES	ELWOOD STAFFING SERVICES	6,178.73
CONTRACTED SERVICES	EMILY MOORE	550.00
CONTRACTED SERVICES	ERIKA WILDE	100.00
CONTRACTED SERVICES	ESMERALDA AVALOS	312.50
CONTRACTED SERVICES	ETHAN GOWANS	850.00
CONTRACTED SERVICES	EVERDRIVEN TECHNOLOGIES LLC	24,655.00
CONTRACTED SERVICES	GARY D CHRISTENSEN	480.00
CONTRACTED SERVICES	GARY TRENTON HOOPER	345.84
CONTRACTED SERVICES	GHOSTLIGHT ENTERTAINMENT LLC	150.00
CONTRACTED SERVICES	GREEN HOUSE CENTER FOR GROWTH AND LEARNING	2,700.00
CONTRACTED SERVICES	HARMONY HOME HEALTH SERVICES LLC	47,924.02
CONTRACTED SERVICES	HERRIMAN COUNSELING SERVICES	2,800.00
CONTRACTED SERVICES	HIGHLAND SPRINGS SPECIALTY CLINIC	400.00
CONTRACTED SERVICES	HONEY BUCKET	386.02
CONTRACTED SERVICES	HUDL	11,400.00
CONTRACTED SERVICES	INTERMOUNTAIN LAWN MAINTENANCE INC	4,410.00
CONTRACTED SERVICES	IVY LANE PEDIATRICS, INC	58,786.45
CONTRACTED SERVICES	JACOB BRADSHAW	112.54
CONTRACTED SERVICES	JAMES COX	60.00
CONTRACTED SERVICES	JAMISON DOUGLAS LAW	200.00
CONTRACTED SERVICES	JEREMY MEGGINSON	90.00
CONTRACTED SERVICES	JESSICA HEWARD	500.00
CONTRACTED SERVICES	JOAN RIDDLE STEINMANN	90.00
CONTRACTED SERVICES	JORDAN EDUCATION FOUNDATION	1,000.00
CONTRACTED SERVICES	JORDAN WEST FAMILY COUNSELING	100.00
CONTRACTED SERVICES	JOSETTE SAVEA	480.00
CONTRACTED SERVICES	JOSH DOWNS LLC	1,000.00
CONTRACTED SERVICES	K LUDWIG LLC	5,566.28
CONTRACTED SERVICES	KAREN SMITH CHATTERTON	150.00
CONTRACTED SERVICES	KENDEL WOODBURN	287.50
CONTRACTED SERVICES	KENNY WISER	90.00
CONTRACTED SERVICES	KIRSTEN RICHARDS	90.00
CONTRACTED SERVICES	KIRSTEN STOUT	100.00
CONTRACTED SERVICES	KRYSTALYN LEEB	90.00
CONTRACTED SERVICES	KW STRIPING	2,115.00
CONTRACTED SERVICES	LES DEUX 2	1,000.00
CONTRACTED SERVICES	LIFE LAUNCH CENTERS OF SOUTH SALT LAKE	800.00
CONTRACTED SERVICES	LIFE STONE GROUP LLC	2,500.00
CONTRACTED SERVICES	LIFTNOW AUTOMOTIVE EQUIPMENT CORP	4,400.00
CONTRACTED SERVICES	LIGHTHOUSE COUNSELING SERVICES PLLC	200.00
CONTRACTED SERVICES	LINGUISTICA INTERNATIONAL	162.53

CONTRACTED SERVICES	LIVE WELL COUNSELING SERVICES PLLC	1,800.00
CONTRACTED SERVICES	LORILEI MORGAN LASSEN	250.00
CONTRACTED SERVICES	MADDOG PRODUCTIONS	1,100.00
CONTRACTED SERVICES	MARGARET GEORGE	1,360.00
CONTRACTED SERVICES	MARK ROBINETTE	200.00
CONTRACTED SERVICES	MARLA M HINTZE	1,000.00
CONTRACTED SERVICES	MAUREEN HATCH	90.00
CONTRACTED SERVICES	MAYNE LOFTUS	637.50
CONTRACTED SERVICES	MCKAYLA WOLF	90.00
CONTRACTED SERVICES	MCKENZIE SMITH	550.00
CONTRACTED SERVICES	MELISA GENAUX	700.00
CONTRACTED SERVICES	MELISSA BURRUP	334.05
CONTRACTED SERVICES	MODERN DISPLAY SERVICE INC	12,356.50
CONTRACTED SERVICES	MONARCH FAMILY COUNSELING	7,200.00
CONTRACTED SERVICES	MONICA MUNIZ DASILVA	50.00
CONTRACTED SERVICES	MORETON AND COMPANY	4,089.35
CONTRACTED SERVICES	MOUNTAIN VIEW FAMILY THERAPY	9,400.00
CONTRACTED SERVICES	MULTI CULTURAL COUNSELING CENTER LLC	4,650.00
CONTRACTED SERVICES	NATALIE ASHBY	140.00
CONTRACTED SERVICES	NATHANIEL LAM	500.00
CONTRACTED SERVICES	NICHOLAS GONZALES	25.00
CONTRACTED SERVICES	NICOLE LYN BENSON	75.00
CONTRACTED SERVICES	NIELSEN, NATALIE	475.00
CONTRACTED SERVICES	OPEN UP RESOURCES	4,000.00
CONTRACTED SERVICES	PIVOT ADVENTURE	7,632.00
CONTRACTED SERVICES	PRESTON SHENJI SHAW	350.00
CONTRACTED SERVICES	PROCARE THERAPY	18,408.00
CONTRACTED SERVICES	PUBLIC CONSULTING GROUP INC	79,936.89
CONTRACTED SERVICES	PUBLIC OPINIONS SOUNDSTAGE	2,025.00
CONTRACTED SERVICES	REACH COUNSELING LLC	1,300.00
CONTRACTED SERVICES	RHANDI CONNER	75.00
CONTRACTED SERVICES	ROCKWELL CATERING AND EVENTS	9,000.00
CONTRACTED SERVICES	ROGER MOTZKOS	75.00
CONTRACTED SERVICES	ROXANNA JULIAN	350.00
CONTRACTED SERVICES	RPT	1,417.10
CONTRACTED SERVICES	RSL TRAINING ACADEMY LLC	2,300.00
CONTRACTED SERVICES	RUN IT GREEN LLC	1,004.00
CONTRACTED SERVICES	RYAN STREAM	1,300.00
CONTRACTED SERVICES	SALT LAKE CO YOUTH SERVICES	2,900.00
CONTRACTED SERVICES	SALT LAKE COMMUNITY COLLEGE	28.00
CONTRACTED SERVICES	SALT LAKE COUNTY HEALTH DEPT	75.00
CONTRACTED SERVICES	SAMANTHA LITTLE PHOTOGRAPHY	3,775.00
CONTRACTED SERVICES	SAMUEL MORGAN DENSLEY	180.00
CONTRACTED SERVICES	SCOTT SHATTUCK	1,000.00
CONTRACTED SERVICES	SLCC CROSSROAD AHEC	480.00
CONTRACTED SERVICES	SMARTYARD FERTILIZING LLC	396.00
CONTRACTED SERVICES	SOFIA MONTANEZ	175.00

CONTRACTED SERVICES	SOUTH POINT COUNSELING SERVICES	8,600.00
CONTRACTED SERVICES	SOUTHERN UTAH UNIVERSITY	13,179.00
CONTRACTED SERVICES	SPENCER FROHM	33.28
CONTRACTED SERVICES	SPENSER MCCARTHY	75.00
CONTRACTED SERVICES	STEPHEN EHRLICH	100.00
CONTRACTED SERVICES	SUNCREST COUNSELING PC	800.00
CONTRACTED SERVICES	SUPERIOR WATER & AIR INC	1,485.25
CONTRACTED SERVICES	TAYLOR LAMBSON	75.00
CONTRACTED SERVICES	TECHSMART INC	5,000.00
CONTRACTED SERVICES	THANKSGIVING POINT	28,571.18
CONTRACTED SERVICES	THE OCD AND ANXIETY TREATMENT CENTER	560.00
CONTRACTED SERVICES	THOMAS BERGSTROM DIXON	210.84
CONTRACTED SERVICES	TIFFANY LOGAN ROSENHAN	250.00
CONTRACTED SERVICES	TODD D GLOVER	125.00
CONTRACTED SERVICES	TRENT ARTHUR MAGILL	75.00
CONTRACTED SERVICES	UTAH BEHAVIOR SERVICES INC	7,676.78
CONTRACTED SERVICES	UTAH DEPARTMENT OF HEALTH	52,620.13
CONTRACTED SERVICES	UTAH DISASTER KLEENUP	3,128.57
CONTRACTED SERVICES	UTAH PARENT CENTER	2,977.52
CONTRACTED SERVICES	VANESSA WRIGHT	100.00
CONTRACTED SERVICES	VERIZON WIRELESS	360.09
CONTRACTED SERVICES	VIROC	1,500.00
CONTRACTED SERVICES	WESTON SLEIGHT	100.00
CONTRACTED SERVICES	WILLIAM J MATTINGLY	140.00
CONTRACTED SERVICES	WILLIAM O REYES	350.00
CONTRACTED SERVICES	WORKFORCEQA LLC	57.50
CONTRACTED SERVICES	ZOEY WHITE	90.00
CONTRACTED SERVICES	US BANK	23,383.52
CONTRACTED SERVICES - RENTAL INSURANCE	ROMAN CATHOLIC BISHOP OF SALT LAKE CITY	95.00
CONTRACTED SERVICES - RENTAL INSURANCE	ST AMBROSE CATHOLIC CHURCH	250.00
CONTRACTED SOFTWARE	DAVIS DEMOGRAPHICS AND PLANNING INC	5,875.00
CONTRACTED SOFTWARE	EXPLORE LEARNING LLC	2,965.50
CONTRACTED SOFTWARE	LANGUAGE TESTING INTERNATIONAL	23,055.00
CONTRACTED SOFTWARE	SKYWARD INC	360,886.00
CONTRACTED SOFTWARE	VLCM	84,985.20
CONTRACTED SOFTWARE	US BANK	3,922.44
COPIER REPAIR	US BANK	10,543.25
DAIRY PRODUCTS	MEADOW GOLD DAIRIES	143,490.90
DRUG TESTING	WORKFORCEQA LLC	2,100.00
EDUCATIONAL FIELD TRIPS	BAISCH, RICHELLE	119.75
EDUCATIONAL FIELD TRIPS	DELTON BOWLING	1,216.00
EDUCATIONAL FIELD TRIPS	FLORES, CODEE	126.90
EDUCATIONAL FIELD TRIPS	GARNETT, ANTHONIA	27.80
EDUCATIONAL FIELD TRIPS	GRASSROOTS SHAKESPEARE COMPANY	750.00
EDUCATIONAL FIELD TRIPS	HALL, ALISON	245.00
EDUCATIONAL FIELD TRIPS	JENKINS, REBECCA	6.00
EDUCATIONAL FIELD TRIPS	JUNIOR ACHIEVEMENT CITY	1,005.00

EDUCATIONAL FIELD TRIPS	LARUE, EMILY	167.58
EDUCATIONAL FIELD TRIPS	LE BUS	887.50
EDUCATIONAL FIELD TRIPS	MACEDONE, LAURYN	99.00
EDUCATIONAL FIELD TRIPS	ORTON, BRENDA	13.90
EDUCATIONAL FIELD TRIPS	PETTY CASH	119.04
EDUCATIONAL FIELD TRIPS	POLLOCK, TIMOTHY	193.05
EDUCATIONAL FIELD TRIPS	TOMLINSON, CLIFF	225.16
EDUCATIONAL FIELD TRIPS	ULUAVE, KINDRA	350.00
EDUCATIONAL FIELD TRIPS	US BANK	15,463.29
ELECTRICITY	ROCKY MTN POWER	606,279.22
EMPLOYEE PREMIUM	AFLAC GROUP INSURANCE	35,408.17
EMPLOYEE PREMIUM	DENTAL SELECT	118,439.78
EMPLOYEE PREMIUM	LINA	140,120.83
EMPLOYEE PREMIUM	OPTICARE OF UTAH	20,160.22
EQUIPMENT	AXIS INTERNATIONAL MACHINERY LLC	9,540.00
EQUIPMENT	BATTERY SYSTEMS	301.76
EQUIPMENT	BRADY INDUSTRIES LLC	22,716.23
EQUIPMENT	CHICK AND JACK REPAIR AND DISTRIBUTING	811.26
EQUIPMENT	CLUBHOUSE TRAILER CO LLC	25,818.66
EQUIPMENT	EDUTEK CORPORATION	10,474.64
EQUIPMENT	FOOD SERVICE SUPPLY	26,566.42
EQUIPMENT	FORTRESS SYSTEMS INTERNATIONAL, INC	2,950.00
EQUIPMENT	FUN AND FUNCTION LLC	28.99
EQUIPMENT	INTERSTATE BILLING SERVICE INC	55,777.64
EQUIPMENT	LARRY H MILLER CHEVROLET	55,960.00
EQUIPMENT	MOUNTAINLAND POWER EQUIPMENT	11,369.00
EQUIPMENT	PACIFIC OFFICE AUTOMATION	18,657.00
EQUIPMENT	RIDDELL ALL AMERICAN SPORTS CORP	1,309.93
EQUIPMENT	ROCKY MOUNTAIN TURF	9,500.00
EQUIPMENT	STATE OF UTAH	86.00
EQUIPMENT	SUMMERHAYS MUSIC COMPANY	2,171.50
EQUIPMENT	THE HON COMPANY	1,161.58
EQUIPMENT	WORKSPACE ELEMENTS	30,206.08
EQUIPMENT	ZONAR SYSTEMS INC	2,032.86
EQUIPMENT	US BANK	4,015.10
EQUIPMENT RENTAL	US BANK	1,393.11
EQUIPMENT REPAIR	ANN KINANE	2,170.00
EQUIPMENT REPAIR	CHARLES W LIU FINE VIOLINS	45.00
EQUIPMENT REPAIR	DILLON TOYOTA LIFT	1,368.91
EQUIPMENT REPAIR	KRASON, JOSHUA	261.81
EQUIPMENT REPAIR	LANCER ENERGY LLC	2,342.41
EQUIPMENT REPAIR	MOUNTAINSIDE MUSIC	105.00
EQUIPMENT REPAIR	PROFESSIONAL AUTOMOTIVE EQUIPMENT	1,459.05
EQUIPMENT REPAIR	RIVERTON MUSIC	152.28
EQUIPMENT REPAIR	RIVERTON MUSIC INC	64.00
EQUIPMENT REPAIR	RONALD MATTHEWS	42.90
EQUIPMENT REPAIR	ROYCE INDUSTRIES	581.50

EQUIPMENT REPAIR	STEVE WEISS MUSIC	114.85
EQUIPMENT REPAIR	SUMMERHAYS MUSIC COMPANY	180.80
FINES	BATES, SUZANNE	8.00
FINGERPRINTING	UTAH BUREAU OF CRIMINAL IDENTIFICATION	13,486.25
FOOD PURCHASES	5 BUCK PIZZA	88,276.32
FOOD PURCHASES	ADAMS, LAURA	30.81
FOOD PURCHASES	AITKEN, NATALIE	130.59
FOOD PURCHASES	ALISA OPENSHAW	186.88
FOOD PURCHASES	ALLSOP, NATALIE	48.68
FOOD PURCHASES	AMBER BYLUND	896.83
FOOD PURCHASES	AMES, JILL	309.63
FOOD PURCHASES	ANDERSON, AMANDARAE	20.55
FOOD PURCHASES	ANDERSON, JESSICA	125.18
FOOD PURCHASES	ANDERSON, JODI	51.67
FOOD PURCHASES	ANDRUS, STANLEY	70.98
FOOD PURCHASES	ANGELOS, KARA	215.01
FOOD PURCHASES	ANNETTE HALL	20.28
FOOD PURCHASES	ANNETTE HUNTSMAN	66.72
FOOD PURCHASES	ASHLEY HATCH	123.54
FOOD PURCHASES	ASHTON, ANDRE	564.00
FOOD PURCHASES	ASHTON, ROBIN	20.17
FOOD PURCHASES	AUELUA, KARLI	1,011.68
FOOD PURCHASES	BAGLEY, MICHELLE	46.08
FOOD PURCHASES	BAIR, DEEPIKA	208.81
FOOD PURCHASES	BARDOLPH, LIZA	65.21
FOOD PURCHASES	BARKDULL, CHRISTY	35.01
FOOD PURCHASES	BARKER, VICKIE	826.15
FOOD PURCHASES	BARNES, JAMES	757.07
FOOD PURCHASES	BATES, KRISTINE	54.16
FOOD PURCHASES	BAY, ANNA	63.71
FOOD PURCHASES	BELLISTON, EVA	79.02
FOOD PURCHASES	BERBER, ALINA	21.18
FOOD PURCHASES	BERNIER, SALWA	21.59
FOOD PURCHASES	BERRETT, KELSIE	355.56
FOOD PURCHASES	BERRY, JAMI	94.97
FOOD PURCHASES	BEZZANT, BRANDI	22.52
FOOD PURCHASES	BIRCH, JAMES	1,566.00
FOOD PURCHASES	BIRCH, MALLORY	238.30
FOOD PURCHASES	BLUNCK, ELIZABETH	226.54
FOOD PURCHASES	BOBBI ANDERSON	39.37
FOOD PURCHASES	BRIDGES, JANA	323.67
FOOD PURCHASES	BROCK, PIXIE	245.80
FOOD PURCHASES	BROTHERS, JOSHUA	46.29
FOOD PURCHASES	BROWN, CHELSEA	121.54
FOOD PURCHASES	BROWN, EVE-MARIE	65.15
FOOD PURCHASES	BRUNER, JANA	28.52
FOOD PURCHASES	BURKE, BRIAN	50.31

FOOD PURCHASES	BURTON, SARAH	63.18
FOOD PURCHASES	CAKES DE FLEUR INC	2,970.00
FOOD PURCHASES	CAMERON, KIMBERLY	26.77
FOOD PURCHASES	CAMI MAPPIN	90.81
FOOD PURCHASES	CARRIE ANDERSON	103.05
FOOD PURCHASES	CASTOR, DAPHNE	29.85
FOOD PURCHASES	CATTEN, MCKENZIE	459.21
FOOD PURCHASES	CELIA NEWBOLD	78.89
FOOD PURCHASES	CHICK FIL A / JORDAN LANDING	2,625.00
FOOD PURCHASES	CHRISTENSEN, CHELSEA	18.52
FOOD PURCHASES	CHRISTENSEN, RONALD	72.13
FOOD PURCHASES	CHRISTINE KIDD	421.17
FOOD PURCHASES	CINDY DENAMUR	364.84
FOOD PURCHASES	CISNEROS, EMMA	55.66
FOOD PURCHASES	CLARK, KATHYRNE	121.36
FOOD PURCHASES	COBURN, MACKENZIE	694.15
FOOD PURCHASES	COCHRAN, AFTON	13.17
FOOD PURCHASES	COLLYER, CALLIE	168.53
FOOD PURCHASES	CONRY, ELIZABETH	353.67
FOOD PURCHASES	COOK, KARI	235.63
FOOD PURCHASES	CRIVELLO, MEGAN	146.68
FOOD PURCHASES	CULLETTTO, XELA	108.65
FOOD PURCHASES	CUMMINGS, CARNELL	20.84
FOOD PURCHASES	CURDIE-ASHLEY, JENNIFER	12.55
FOOD PURCHASES	CURRAN, CAROLYN	19.71
FOOD PURCHASES	DASTRUP, DAYNE	125.82
FOOD PURCHASES	DAVIS, SUSAN	81.82
FOOD PURCHASES	DE LIMA RABELO, EDSON	63.87
FOOD PURCHASES	DEANNA NIELSEN	26.77
FOOD PURCHASES	DEHLIN, KRISTINA	49.96
FOOD PURCHASES	DEVILLIERS, LINDA	43.02
FOOD PURCHASES	DISKIN, TATIA	27.36
FOOD PURCHASES	DODGE, TIFFANY	11.69
FOOD PURCHASES	DOWDLE, GAYLE	164.26
FOOD PURCHASES	DRAKE, SUZANNE	563.19
FOOD PURCHASES	DRAPER, JEFFRAY	41.17
FOOD PURCHASES	DUFFIN, ALICIA	96.25
FOOD PURCHASES	DUMAS, TAYLOR	15.00
FOOD PURCHASES	ECHARD, ANDREW	95.89
FOOD PURCHASES	EDGEL, CHRISTYN	22.49
FOOD PURCHASES	EDWARDS, JEREMIAH	168.38
FOOD PURCHASES	EDWARDS, LARUE	307.49
FOOD PURCHASES	ELIZABETH MERRITT	1,339.80
FOOD PURCHASES	EMMETT, LINDSAY	44.66
FOOD PURCHASES	ENCE, HEATHER	134.16
FOOD PURCHASES	ENCE, RONALD	155.32
FOOD PURCHASES	ENGLESTEAD, CHASE	171.65

FOOD PURCHASES	ERICKSON, PAMELA	52.68
FOOD PURCHASES	ERNESTO CHAVEZ	58.00
FOOD PURCHASES	ETHERINGTON, WHITNEY	75.86
FOOD PURCHASES	FEIST, MADISON	93.28
FOOD PURCHASES	FISH, AUDREY	274.72
FOOD PURCHASES	FISHER, MELANIE	59.99
FOOD PURCHASES	FJELDSTED, HOLLY	82.26
FOOD PURCHASES	FLORES, CODEE	309.87
FOOD PURCHASES	FLORES, JOHN	346.75
FOOD PURCHASES	FOWERS, CHYRELLE	309.24
FOOD PURCHASES	FRAILEY, JILL	30.32
FOOD PURCHASES	FRISCHKNECHT, KIRA	181.12
FOOD PURCHASES	GANSKE, PAMELA	13.32
FOOD PURCHASES	GEORGE, KATHI	16.81
FOOD PURCHASES	GIBSON, AMY	235.30
FOOD PURCHASES	GILBERT, HEATHER	29.85
FOOD PURCHASES	GOMEZ, MANDY	19.47
FOOD PURCHASES	GONZALEZ, RAFAEL	236.77
FOOD PURCHASES	GOTBERG, PATRICIA	45.17
FOOD PURCHASES	GOULD, ANNE	1,401.58
FOOD PURCHASES	GRABER, DARIN	46.42
FOOD PURCHASES	GRANT, ELAINE	57.40
FOOD PURCHASES	GRAY, GREGORY	69.85
FOOD PURCHASES	GREGG EVANS	400.00
FOOD PURCHASES	GRIFFIN, EDITH	39.79
FOOD PURCHASES	GRIFFITH, KRISTY	63.96
FOOD PURCHASES	HALL, REBECCA	41.79
FOOD PURCHASES	HANRATTY, KELSI	16.44
FOOD PURCHASES	HANSEN, SUSAN	55.71
FOOD PURCHASES	HARRISON, ANNE	32.01
FOOD PURCHASES	HATCH, SARAH	42.34
FOOD PURCHASES	HECKMAN, JENNIFER	275.00
FOOD PURCHASES	HEITZ, NED	213.05
FOOD PURCHASES	HERMANSEN, HILLARY	271.62
FOOD PURCHASES	HERNANDEZ, LONI	47.02
FOOD PURCHASES	HERZOG, JODY	17.08
FOOD PURCHASES	HINOJOSA, ANDREA	185.79
FOOD PURCHASES	HOBSON, CADEN	64.30
FOOD PURCHASES	HOFHEINS, MINDEE	10.29
FOOD PURCHASES	HOLLY SMITH	364.76
FOOD PURCHASES	HOLMAN, VALERIE	99.03
FOOD PURCHASES	HOLYOAK, MEAGAN	457.97
FOOD PURCHASES	HONG, MARJORIE	16.94
FOOD PURCHASES	HOWELL, TYLER	404.23
FOOD PURCHASES	HUTCHINGS, REBECCA	32.63
FOOD PURCHASES	JACOBSON, DENELLE	37.82
FOOD PURCHASES	JACOBSON, MICHAEL	37.40

FOOD PURCHASES	JANE GRIMSTEAD	160.82
FOOD PURCHASES	JARVIS, BRITTNEE	21.40
FOOD PURCHASES	JEFFERS, MORGAN	141.44
FOOD PURCHASES	JENNIFER HARTMAN	549.80
FOOD PURCHASES	JENNIFER SMART	150.00
FOOD PURCHASES	JENNIFER WARNAS	436.61
FOOD PURCHASES	JENSEN, EMILY	51.46
FOOD PURCHASES	JENSEN, JODY	35.82
FOOD PURCHASES	JENSEN, MARCUS	234.55
FOOD PURCHASES	JENSEN, SHARON	11.33
FOOD PURCHASES	JILL EDIGER	323.13
FOOD PURCHASES	JOHNSON, GABRIELA	37.91
FOOD PURCHASES	JOHNSON, GRETCHEN	77.20
FOOD PURCHASES	JOHNSON, STERLING	37.05
FOOD PURCHASES	JUDY, TALETHA	164.02
FOOD PURCHASES	JULIA KINKADE	14.38
FOOD PURCHASES	KARTCHNER, CAMILLE	403.03
FOOD PURCHASES	KATHLEEN SZYMANSKI	229.12
FOOD PURCHASES	KATIE BATEMAN	37.83
FOOD PURCHASES	KATIE THOMPSON	189.10
FOOD PURCHASES	KAUFMAN, JOCELYN	79.43
FOOD PURCHASES	KAWAKAMI, NICOLE	58.23
FOOD PURCHASES	KEEL, AMY	287.17
FOOD PURCHASES	KING, ALEXANDER	654.16
FOOD PURCHASES	KIRBY, HEATHER	7.20
FOOD PURCHASES	LACAYO DE RODAS, LAUREN	44.30
FOOD PURCHASES	LAFRANCA, JULIE	96.66
FOOD PURCHASES	LAILA DOCTOR	180.00
FOOD PURCHASES	LAMELA PABLOS, FRANCISCO JAVIER	129.20
FOOD PURCHASES	LARSEN, CAMMIE CHAE	75.09
FOOD PURCHASES	LARSEN, DALLIN	41.96
FOOD PURCHASES	LAURA PEDERSEN	353.96
FOOD PURCHASES	LAW, ALYSON	89.23
FOOD PURCHASES	LONG, CLINTON	155.61
FOOD PURCHASES	LOUMIS, RANIE	138.37
FOOD PURCHASES	LOVERIDGE, TRICIA	502.79
FOOD PURCHASES	LUCZAK, MADELINE	16.60
FOOD PURCHASES	LUKE, ROBYN	258.10
FOOD PURCHASES	MACCAULEY, MARC	66.25
FOOD PURCHASES	MADDIE FERRER	52.97
FOOD PURCHASES	MADY NETO	36.03
FOOD PURCHASES	MALMBERG, KELLI	269.21
FOOD PURCHASES	MALMBORG, DIANE	45.53
FOOD PURCHASES	MARCY CAMPBELL	989.43
FOOD PURCHASES	MARGUERITE MUNANUI	41.56
FOOD PURCHASES	MARIAM MAPU	72.14
FOOD PURCHASES	MARIANO DE MIRANDA TESSMANN, LARISSA	269.53

FOOD PURCHASES	MARIE, MOLLIE	62.37
FOOD PURCHASES	MARSHALL-AZARES, PATRICIA	251.42
FOOD PURCHASES	MARTIN, CASSANDRA	140.02
FOOD PURCHASES	MARTIN, DAVID	214.29
FOOD PURCHASES	MASON, CHARRON	52.05
FOOD PURCHASES	MAULIS, BRANDON	90.64
FOOD PURCHASES	MCCANDLESS, SUSAN	42.63
FOOD PURCHASES	MCDONALD, SHANNON	158.90
FOOD PURCHASES	MCDUGAL, NANCY	97.22
FOOD PURCHASES	MCINTYRE, CHRISTINE	9.87
FOOD PURCHASES	MCMULLIN, AMY	64.03
FOOD PURCHASES	MCMULLIN, DENISE	66.01
FOOD PURCHASES	MCMULLIN, JUSTIN	43.11
FOOD PURCHASES	MELISSA BURRUP	418.70
FOOD PURCHASES	MELISSA PACE	32.22
FOOD PURCHASES	MENCHIES FROZEN YOGURT	6,000.00
FOOD PURCHASES	MESSERVY, PEGGY	112.78
FOOD PURCHASES	METCALF, MEGAN	25.73
FOOD PURCHASES	MICHAELIS, MERI	15.28
FOOD PURCHASES	MICHELLE PERRY	1,075.28
FOOD PURCHASES	MICHELSEN, ROBIN	94.35
FOOD PURCHASES	MIDVALE MINING COMPANY	3,000.00
FOOD PURCHASES	MIETCHEN, MATTHEW	64.72
FOOD PURCHASES	MINDY BURBIDGE	608.47
FOOD PURCHASES	MINDY CHANDLER	96.53
FOOD PURCHASES	MORGAN, ALLISON	24.70
FOOD PURCHASES	MORRILL, SHERRI	222.27
FOOD PURCHASES	MORRISON, GENELLE	91.95
FOOD PURCHASES	MORTIMER, REBECCA	66.89
FOOD PURCHASES	NEENA RIDDLE	34.95
FOOD PURCHASES	NICOLE KERR	72.82
FOOD PURCHASES	NIELSEN, NATALIE	60.69
FOOD PURCHASES	O'HARA, KATHLEEN	20.02
FOOD PURCHASES	OBORN, SARAH	277.83
FOOD PURCHASES	ODA, KRISTEN	1,607.51
FOOD PURCHASES	OETTLI, AMANDA	75.17
FOOD PURCHASES	OJEDA-DUBACH, ARIBETH	49.94
FOOD PURCHASES	ORGAN, KALIN	151.99
FOOD PURCHASES	PAIGE MILLER	614.44
FOOD PURCHASES	PALMER, AMANDA	2.05
FOOD PURCHASES	PAMELA MILLER	109.46
FOOD PURCHASES	PECORELLI, TRUDY	75.04
FOOD PURCHASES	PETERSONS FRESH MARKET	258.86
FOOD PURCHASES	PIERCE, STACY	22.00
FOOD PURCHASES	PIPPIN, TAWNA	53.87
FOOD PURCHASES	PRICE, JEFFREY	139.61
FOOD PURCHASES	PRINCE, CYNTHIA	14.41

FOOD PURCHASES	PRINCE, STACEY	124.53
FOOD PURCHASES	RAIN, THU	22.62
FOOD PURCHASES	RICH, STEPHANIE	80.10
FOOD PURCHASES	ROB ANDERSON	400.92
FOOD PURCHASES	ROBERTSON, CAMBRIA	20.50
FOOD PURCHASES	ROBYN EPLY	390.23
FOOD PURCHASES	ROE, CONNIE	118.70
FOOD PURCHASES	ROGERS, SHELLY	55.57
FOOD PURCHASES	RONALD LUTALI	82.54
FOOD PURCHASES	ROY, CARRIE	9.05
FOOD PURCHASES	SARAH NEDDO	186.29
FOOD PURCHASES	SCHOOL FOOD ENTERPRISES	13,173.47
FOOD PURCHASES	SCHUCK, JESS	97.74
FOOD PURCHASES	SCOTT, BRECKA	232.71
FOOD PURCHASES	SEARLE, LANETTE	32.87
FOOD PURCHASES	SHACKELFORD, CAROL	16.48
FOOD PURCHASES	SMITH, BAYLEE	192.18
FOOD PURCHASES	SMITH, CAROLYN	107.18
FOOD PURCHASES	SMITH, HEATHER	2,013.02
FOOD PURCHASES	SMITH, LEAH	132.51
FOOD PURCHASES	SMITH, MARIJANE	152.61
FOOD PURCHASES	SMITH, MEGAN	259.99
FOOD PURCHASES	SMITH, RACHEL	62.27
FOOD PURCHASES	SMITH, REBECCA	151.91
FOOD PURCHASES	SMITH, SUSAN	63.73
FOOD PURCHASES	SOUTHWORTH, STEPHANIE	13.80
FOOD PURCHASES	STEELE, ADRIAN	169.04
FOOD PURCHASES	STEPHENSON, RUSSELL	60.05
FOOD PURCHASES	STEVE CONGER ENTERPRISE	115.00
FOOD PURCHASES	STEWART, KIMBERLY	94.42
FOOD PURCHASES	STRACHAN, SARA	34.75
FOOD PURCHASES	STRONG, KATHRYN	59.55
FOOD PURCHASES	SWEET, AUBRETIA	45.27
FOOD PURCHASES	SWEETEN, EMILY	21.14
FOOD PURCHASES	SWIRE COCA COLA USA	736.54
FOOD PURCHASES	TACOS EL PARIENTE	1,040.00
FOOD PURCHASES	TAFT, SHELLEY	127.31
FOOD PURCHASES	TAIMANE TUATAGALOA	32.55
FOOD PURCHASES	TAYLOR, CODY	35.33
FOOD PURCHASES	TAYLOR, KATHERINE	100.00
FOOD PURCHASES	THATCHER, KATRINA	51.48
FOOD PURCHASES	THOMPSON, BRIAN	32.90
FOOD PURCHASES	THORNHILL, MELANIE	126.56
FOOD PURCHASES	TIMONEY, MARISA	22.64
FOOD PURCHASES	TOM SCHNEITER	71.19
FOOD PURCHASES	TOWNSEND, MELISSA	31.72
FOOD PURCHASES	TROESTER, TRICIA	13.35

FOOD PURCHASES	TURNER, ANIKA	106.37
FOOD PURCHASES	TUSHAR BRAZILIAN EXPRESS	976.90
FOOD PURCHASES	UNIVERSAL ATHLETIC	1,555.68
FOOD PURCHASES	WAITE, HANNAH	55.97
FOOD PURCHASES	WAITE, ROCHELLE	3,300.00
FOOD PURCHASES	WALKER, NATALIE	25.85
FOOD PURCHASES	WALTERS, KATHRYN	65.51
FOOD PURCHASES	WARDELL, KARRIE	10.90
FOOD PURCHASES	WARREN, JANEL	1,897.79
FOOD PURCHASES	WASATCH WATER AND ICE	359.80
FOOD PURCHASES	WATERMAN, IAN	39.28
FOOD PURCHASES	WEIMER, LINDA	114.50
FOOD PURCHASES	WESTWOOD, BRANDY	201.60
FOOD PURCHASES	WHITE, RANDALL	46.35
FOOD PURCHASES	WHITEHEAD, EMILY	41.20
FOOD PURCHASES	WHITING, MADISON	738.86
FOOD PURCHASES	WIEMERS, AMMON	23.24
FOOD PURCHASES	WILLIS, MICHELLE	48.72
FOOD PURCHASES	WITHERS, EDEN	46.85
FOOD PURCHASES	WITHERS, MCKINLEY	61.69
FOOD PURCHASES	WOOD, HEATHER	18.66
FOOD PURCHASES	WORKMAN, ZACHARY	29.87
FOOD PURCHASES	WORLDS FINEST CHOCOLATE	11,475.00
FOOD PURCHASES	WORTHEN, STACEE	156.82
FOOD PURCHASES	YANG, HSIU-YING	66.99
FOOD PURCHASES	YESCAS DE MEZA, JULIETA	15.24
FOOD PURCHASES	YOSPE, ABRAM	152.42
FOOD PURCHASES	US BANK	88,291.34
FOUNDATION AWARDS	JORDAN EDUCATION FOUNDATION	10,000.00
FUNDRAISERS	FRIENDS OF THE SL COUNTY CHILDRENS JUSTICE CT	223,452.17
FUNDRAISERS	INTERMOUNTAIN HEALTHCARE FOUNDATION INC	4,000.00
FUNDRAISERS	SOUTH HILLS MIDDLE SCHOOL PTSA	178.00
FUNDRAISERS	TINY TIMS FOUNDATION FOR KIDS	18,000.00
GARBAGE REMOVAL	REPUBLIC SERVICES INC #864	45,398.51
GAS & OIL	MYFLEETCENTER SOUND BILLING	709.32
GAS & OIL	SENERGY PETROLEUM LLC	229.02
GENERAL DONATIONS	BLUFFDALE ELEMENTARY PTA	447.29
GENERAL DONATIONS	RIVERTON HIGH PTSA	1,153.68
GENERAL FUNDRAISER	ANGELS HANDS FOUNDATION INC	2,342.61
INDUSTRIAL INSURANCE	TRISTAR RISK MANAGEMENT	93,650.33
INVENTORY - BUS PARTS	BATTERY SYSTEMS	419.24
INVENTORY - BUS PARTS	FLEETPRIDE	6,587.93
INVENTORY - BUS PARTS	FREEDOM TRUCK AND TRAILER PARTS, INC	507.36
INVENTORY - BUS PARTS	INTERMOUNTAIN TRAILER SALES AND SERVICE LLC	1,089.50
INVENTORY - BUS PARTS	JACKS TIRE AND OIL MANAGEMENT CO	50,651.53
INVENTORY - BUS PARTS	KENWORTH SALES COMPANY INC	5,512.43
INVENTORY - BUS PARTS	MFCP INC	1,166.56

INVENTORY - BUS PARTS	PREMIER TRUCK GROUP	8,435.40
INVENTORY - BUS PARTS	ROMAINE ELECTRIC CORP	2,244.55
INVENTORY - CUSTODIAL	BELL JANITORIAL SUPPLY LLC	107,718.58
INVENTORY - CUSTODIAL	FASTENAL COMPANY	80.68
INVENTORY - CUSTODIAL	GRAINGER	2,215.23
INVENTORY - CUSTODIAL	IML SECURITY SUPPLY	703.68
INVENTORY - CUSTODIAL	MOUNT OLYMPUS	208.77
INVENTORY - CUSTODIAL	WAXIE SANITARY SUPPLY	32,906.29
INVENTORY - CUSTODIAL- VOID	HYKO SUPPLY	-183.40
INVENTORY - MAINTENANCE	CONTROL EQUIPMENT COMPANY	1,039.83
INVENTORY - MAINTENANCE	GRAINGER	1,287.85
INVENTORY - MAINTENANCE	GRITTON AND ASSOCIATES	5,490.00
INVENTORY - MAINTENANCE	IML SECURITY SUPPLY	1,071.20
INVENTORY - MAINTENANCE	LOUIS AND COMPANY	119.65
INVENTORY - MAINTENANCE	PAINT SUNDRIES SOLUTIONS INC	699.24
INVENTORY - MAINTENANCE	REFRIGERATION SUPPLY DIST	3,300.00
INVENTORY - MAINTENANCE	ROYAL WHOLESALE ELECTRIC	2,148.39
INVENTORY - MAINTENANCE	SPRINKLER SUPPLY COMPANY	14,905.69
INVENTORY - MAINTENANCE	STANDARD PLUMBING SUPPLY	7,193.61
INVENTORY - MAINTENANCE	WESTERN ELECTRICAL ALLIANCE	4,176.90
INVENTORY - STOCKROOM	CONTRACT PAPER GROUP INC	11,206.40
INVENTORY - STOCKROOM	HENRY SCHEIN INC	1,452.60
INVENTORY - STOCKROOM	KELLY SPICERS	4,358.70
INVENTORY - STOCKROOM	LIBERTY PAPER	28,761.60
INVENTORY - STOCKROOM	PYRAMID SCHOOL PRODUCTS	2,369.76
INVENTORY - STOCKROOM	SOUTHWEST SCHOOL AND OFFICE SUPPLY	12,373.68
INVENTORY - STOCKROOM	TEXAS SPECIALTIES	4,305.00
INVENTORY - STOCKROOM	VERITIV OPERATING COMPANY	1,841.60
INVENTORY PRODUCE	A AND Z PRODUCE COMPANY	100,391.18
INVENTORY-NUTRITION SERVICE	BELL JANITORIAL SUPPLY LLC	275.94
INVENTORY-NUTRITION SERVICE	NICHOLAS AND COMPANY INC	503,514.03
LEGAL FEES	BURBIDGE, VAN KOMEN, TANNER & SCRUGGS LLC	19,637.55
LEGAL FEES	DENTONS DURHAM JONES PINEGAR P C	11,575.00
LIGHTS	COMMERCIAL LIGHTING SUPPLY	2,934.46
LIGHTS	CONSERVE A WATT	7,975.99
LIGHTS	US BANK	64.16
LUNCH SALES	ADRIENNE NORRIS	58.50
LUNCH SALES	ALICIA BROWN	63.08
LUNCH SALES	ALICIA FOSTER	59.50
LUNCH SALES	ALISHA RICHMOND	28.50
LUNCH SALES	ALLFREY, BRIAN	50.75
LUNCH SALES	ALLYSON HANNA	19.05
LUNCH SALES	AMANDA BULLARD	74.70
LUNCH SALES	AMANDA OTIS	51.95
LUNCH SALES	AMBER ANDERSON	47.70
LUNCH SALES	AMBER COOK	35.00
LUNCH SALES	AMIE SWENSON	99.50

LUNCH SALES	AMY ASKERLUND	66.20
LUNCH SALES	AMY ROSE	66.20
LUNCH SALES	AMY SILL	83.30
LUNCH SALES	ANDREW DRIGGS	526.55
LUNCH SALES	ANGELA BROWN	35.20
LUNCH SALES	ANGELA PEDERSEN	130.35
LUNCH SALES	ANISA MALSTROM	29.00
LUNCH SALES	ANNIE KRISMAN	56.40
LUNCH SALES	ANTHONY MONTOYA	68.10
LUNCH SALES	ASHLEY RATHER	25.50
LUNCH SALES	ASHLEY THOMPSON	80.25
LUNCH SALES	BEATRIZ CEJAS	20.50
LUNCH SALES	BENJAMIN PACK	52.85
LUNCH SALES	BETH WILLIAMS	63.75
LUNCH SALES	BLAKE EDWARDS	71.75
LUNCH SALES	BRAIDON LOVENDAHL	51.15
LUNCH SALES	BRANDI JOHNS	167.75
LUNCH SALES	BRETT MILLER	57.60
LUNCH SALES	BRIAN PILLING	69.00
LUNCH SALES	BRITTANY ORTIZ	26.55
LUNCH SALES	BRYAN TRACY	102.00
LUNCH SALES	BRYN MACDONALD	110.10
LUNCH SALES	CALLENE JENSEN	9.25
LUNCH SALES	CAROLYN BEICHERT	50.00
LUNCH SALES	CARRIE ROSS	68.00
LUNCH SALES	CARRIE WILSON	36.70
LUNCH SALES	CASEY PACE	47.45
LUNCH SALES	CATHY JOHNSON	142.90
LUNCH SALES	CHANTEL QUAN	58.50
LUNCH SALES	CHARLOTTE CANDALOT	139.25
LUNCH SALES	CHERYL TISCHLER	150.00
LUNCH SALES	CHRISTEL PLEDGER	66.10
LUNCH SALES	CHRISTY CROWTHER	44.50
LUNCH SALES	CINDY NEWMAN	71.00
LUNCH SALES	CLYDIA DAVIS	10.85
LUNCH SALES	COLBERT, AMY	152.45
LUNCH SALES	COOK, ERICKA	53.00
LUNCH SALES	COREY HENDERSON	241.35
LUNCH SALES	CORI OVERSTREET	57.20
LUNCH SALES	CORY WHITE	10.50
LUNCH SALES	COY BARNSON	66.70
LUNCH SALES	CRAIG DES JARDINS	10.75
LUNCH SALES	CRISTY BURT	37.15
LUNCH SALES	CRYSTAL ROACH	74.15
LUNCH SALES	DALE VANWAGONER	50.45
LUNCH SALES	DAN BARTLETT	21.75
LUNCH SALES	DANIELLE BURGNER	43.00

LUNCH SALES	DANIELLE SAVAIINAEA	30.40
LUNCH SALES	DANIELLE WILSON	38.75
LUNCH SALES	DANIELLE WYCOFF	95.30
LUNCH SALES	DANNY SIMMONS	70.85
LUNCH SALES	DARCI SEVENRISEN	75.50
LUNCH SALES	DEAN ANDERSON	38.40
LUNCH SALES	DEIDRA SOPER	211.31
LUNCH SALES	DELANEY NICHOLAS	44.00
LUNCH SALES	DELIGHTRA BAUMAN	63.50
LUNCH SALES	EDUARDO CASIMIRO	52.50
LUNCH SALES	EMILY ANDRUS	20.00
LUNCH SALES	ERIN NYGARD	59.50
LUNCH SALES	FLOR ZAVALA	20.25
LUNCH SALES	FROYLAN PARRA	13.95
LUNCH SALES	GLEN CALHOUN	30.25
LUNCH SALES	GRETCHEN BUHLER	214.80
LUNCH SALES	HAILEY CHAMBERLAIN	36.00
LUNCH SALES	HAYLEY HOWELL	60.55
LUNCH SALES	HEATHER BENDOWSKI	10.70
LUNCH SALES	HEATHER BOULDIN	102.15
LUNCH SALES	HEATHER LAROCCO	34.75
LUNCH SALES	HEIDI WALLIS	5.01
LUNCH SALES	HOLLY MEEKS	14.90
LUNCH SALES	HYRUM GOODMAN	84.75
LUNCH SALES	IRENE ORTIZ TORRES	6.75
LUNCH SALES	JAKE SHOFF	110.35
LUNCH SALES	JAMIE LIZARZABURU	40.00
LUNCH SALES	JAMIE OWNBY	47.00
LUNCH SALES	JANA HORTON	386.50
LUNCH SALES	JANEAL FREEMAN	62.00
LUNCH SALES	JARON MOORE	122.20
LUNCH SALES	JASON ARCHIBALD	61.10
LUNCH SALES	JEFFREY BROWN	144.00
LUNCH SALES	JENNIFER WEST	20.25
LUNCH SALES	JENNY NELSON	211.45
LUNCH SALES	JILL NEBEKER	6.00
LUNCH SALES	JILLYN KRISTENSEN	19.75
LUNCH SALES	JOANNE WOODS	56.50
LUNCH SALES	JODIE KURTZ	24.60
LUNCH SALES	JOHN BIGBIE	44.00
LUNCH SALES	JOHN SASINE	126.50
LUNCH SALES	JOLENE DOYLE	34.40
LUNCH SALES	JORDAN MARCHANT	235.50
LUNCH SALES	JOVANKA KUKIC	36.80
LUNCH SALES	JULIE REYNOLDS	7.50
LUNCH SALES	KACY TIMPSON	57.70
LUNCH SALES	KAMI BIRD	49.15

LUNCH SALES	KAREN RODRIGUEZ	72.20
LUNCH SALES	KARL HENSEL	23.65
LUNCH SALES	KATE HEGIDIO	27.65
LUNCH SALES	KATHERINE HOLLINGSWORTH	163.50
LUNCH SALES	KAZUKI ICHIKAWA	132.25
LUNCH SALES	KEITH OZUR	76.00
LUNCH SALES	KELLIE BLACK	42.60
LUNCH SALES	KELLY CLEGG	167.15
LUNCH SALES	KELLY KADLEC	46.55
LUNCH SALES	KELSEY KEDDINGTON	45.50
LUNCH SALES	KENDRA MONSEN	22.25
LUNCH SALES	KENZIE ALLDREDGE	29.75
LUNCH SALES	KEVIN SCHMELTER	45.15
LUNCH SALES	KIM BARRUS	53.45
LUNCH SALES	KIMBERLY ANDERSON	197.15
LUNCH SALES	KIMBERLY ITH	50.00
LUNCH SALES	KIMBYRE CHAMBERLAIN	183.45
LUNCH SALES	KRISTI GREEN	28.50
LUNCH SALES	LANA BASS	14.70
LUNCH SALES	LAURA HAILSTONE	44.75
LUNCH SALES	LAUREN JEPSEN	61.50
LUNCH SALES	LAUREN ROBINSON	38.55
LUNCH SALES	LEANN PARKINSON	79.45
LUNCH SALES	LILIANA ARNOLD	41.95
LUNCH SALES	LILYANNE NEILSON	75.50
LUNCH SALES	LINDA TOMKINSON	42.00
LUNCH SALES	LINDSAY BARNES	37.70
LUNCH SALES	LINDSEY LARSON	63.80
LUNCH SALES	LISA BROWN	74.00
LUNCH SALES	LISA LITTLE	54.00
LUNCH SALES	LORIANN ANDERSEN	40.00
LUNCH SALES	MALINDA BURRELL	98.00
LUNCH SALES	MANON SEETHALER	229.30
LUNCH SALES	MARCY JOHNSON	88.70
LUNCH SALES	MARCY MUREN	69.05
LUNCH SALES	MARGARET MAUMAU	30.15
LUNCH SALES	MARIA AMADOR	133.00
LUNCH SALES	MARIAH MARCEK	119.80
LUNCH SALES	MARILYN HILL	50.75
LUNCH SALES	MEGAN JOHNSON	53.25
LUNCH SALES	MELISSA BELL	63.90
LUNCH SALES	MELISSA PARRA	55.80
LUNCH SALES	MELISSA TENGBERG	28.50
LUNCH SALES	MELISSA THOMAS	66.85
LUNCH SALES	MICHAEL ASH	199.25
LUNCH SALES	MICHAEL MILDENHALL	30.50
LUNCH SALES	MICHELLE KENDALL	62.10

LUNCH SALES	MICHELLE MCMAHON	67.37
LUNCH SALES	MICHELLE MINER	74.50
LUNCH SALES	MICHELLE PARK	50.00
LUNCH SALES	MICHELLE SIMMONS	50.95
LUNCH SALES	MILIKA MALAKAI	59.90
LUNCH SALES	MOLLY MOTOLA	122.00
LUNCH SALES	MORENA CANAS	3.00
LUNCH SALES	NADYA UGARTE	31.10
LUNCH SALES	NAHYUN KIM	48.50
LUNCH SALES	NATALIE JOHNSTON	31.50
LUNCH SALES	NATALIE MENDENHALL	72.10
LUNCH SALES	NATALIE OBORN	12.70
LUNCH SALES	NATHAN BROWN	25.30
LUNCH SALES	NERRYAN NGUYEN	76.95
LUNCH SALES	NICHOL NORTH	35.00
LUNCH SALES	NICOLE LOMBARDO	66.25
LUNCH SALES	NICOLE TAYLOR	15.45
LUNCH SALES	NIKI ALUSA	48.25
LUNCH SALES	NIKI VOORHIES	109.00
LUNCH SALES	NINA VUGDALIC	66.75
LUNCH SALES	OAKS, JEANNIE	73.10
LUNCH SALES	PAM LARISCH	16.90
LUNCH SALES	PAULA KITCH	39.01
LUNCH SALES	PHILLIP BLACK	24.75
LUNCH SALES	RACHEL DEMARTIN	41.00
LUNCH SALES	RACHELLE HANDLEY	107.50
LUNCH SALES	RANDY GILBERT	98.00
LUNCH SALES	RANDY HOLLAND	236.25
LUNCH SALES	REBECCA STURZENEGGER	106.50
LUNCH SALES	REENA WIGGINS	39.25
LUNCH SALES	REGAN BENSON	50.00
LUNCH SALES	RICHARD MOFFAT	36.00
LUNCH SALES	RICK MEMMOTT	67.70
LUNCH SALES	ROBINSON, MAKAYLA	807.50
LUNCH SALES	RODNEY HAARBRINK	15.75
LUNCH SALES	RON RHODES	38.59
LUNCH SALES	RONALD HUSBAND	26.50
LUNCH SALES	RUTH PULSIPHER	95.00
LUNCH SALES	RYAN NORTON	29.50
LUNCH SALES	SARAH HYATT	12.00
LUNCH SALES	SAUNYA WRIGHT	100.50
LUNCH SALES	SCOTT JEMMETT	80.95
LUNCH SALES	SHALISE STAPLES	30.80
LUNCH SALES	SHANA ROGERS	29.50
LUNCH SALES	SHANNA DAWSON	50.90
LUNCH SALES	SHANNON BERRY	227.50
LUNCH SALES	SHANNON SCHRITTER	58.30

LUNCH SALES	SHASTA HAMILTON	172.25
LUNCH SALES	SHERI OSBORNE	100.00
LUNCH SALES	SHERYL HORNBERGER	33.15
LUNCH SALES	SOTHEA TANN	23.75
LUNCH SALES	SPENCER PARKINSON	56.95
LUNCH SALES	STACEY DUHAINE	91.95
LUNCH SALES	STEPHANIE BULLOCK	199.65
LUNCH SALES	SUSAN ACOCKS	299.65
LUNCH SALES	TAMARA WHEELER	52.40
LUNCH SALES	TAMMY HANSEN	110.00
LUNCH SALES	TAYLOR RUIZ	95.50
LUNCH SALES	TERESA HARDY	59.15
LUNCH SALES	TERRY PUTNAM	185.65
LUNCH SALES	THOMAS HARLEY	44.50
LUNCH SALES	TOM HOUCK	300.50
LUNCH SALES	TRACI FINE	48.95
LUNCH SALES	TRAVIS NORTON	28.15
LUNCH SALES	TRAVIS OLANDER	50.00
LUNCH SALES	TROY BACKUS	60.35
LUNCH SALES	TROY POPP	157.00
LUNCH SALES	TUSHAR PATEL	83.15
LUNCH SALES	VALLERIE DANSIE	44.50
LUNCH SALES	WENDY FERGUSON	108.00
LUNCH SALES	YESSIKA DENISON	141.00
MAINT SUPPLIES/UNIFORMS	BIZ WEAR CONSULTING INC	111.50
MAINT SUPPLIES/UNIFORMS	BSN SPORTS INC	22,785.30
MAINT SUPPLIES/UNIFORMS	CINTAS #180 UNIFORMS	1,466.86
MAINT SUPPLIES/UNIFORMS	CINTAS FIRST AID AND SAFETY	520.98
MAINT SUPPLIES/UNIFORMS	COMBUSTION TECHNOLOGIES USA	952.00
MAINT SUPPLIES/UNIFORMS	CRUS OIL PETROLEUM PRODUCTS	874.12
MAINT SUPPLIES/UNIFORMS	ELEVATE PROMO	6,677.70
MAINT SUPPLIES/UNIFORMS	FASTENAL COMPANY	1,791.31
MAINT SUPPLIES/UNIFORMS	FEDEX	342.00
MAINT SUPPLIES/UNIFORMS	KENWORTH SALES COMPANY INC	4,266.90
MAINT SUPPLIES/UNIFORMS	KIMBALL MIDWEST	143.88
MAINT SUPPLIES/UNIFORMS	NAPA AUTO PARTS	1,789.34
MAINT SUPPLIES/UNIFORMS	NFINITY ATHLETIC LLC	1,345.38
MAINT SUPPLIES/UNIFORMS	NIELSEN, NATALIE	3,150.69
MAINT SUPPLIES/UNIFORMS	OSSINE SHOES	50.00
MAINT SUPPLIES/UNIFORMS	PARTS AUTHORITY LLC	458.89
MAINT SUPPLIES/UNIFORMS	RIDDELL ALL AMERICAN SPORTS CORP	9,451.55
MAINT SUPPLIES/UNIFORMS	UNIVERSAL ATHLETIC	23,540.00
MAINT SUPPLIES/UNIFORMS	UTAH CORRECTIONAL INDUSTRIES EMBROIDERY	369.94
MAINT SUPPLIES/UNIFORMS	UTAH HOSA FUTURE HEALTH PROFESSIONALS	45.00
MAINT SUPPLIES/UNIFORMS	US BANK	17,990.69
MEDIA BOOKS	ABDO PUBLISHING COMPANY	6,307.50
MEDIA BOOKS	FOLLETT CONTENT SOLUTIONS LLC	47,860.19

MEDIA BOOKS	THE HON COMPANY	1,139.49
MEDIA BOOKS	US BANK	28,567.25
MEDIA CENTER FINES	DRAKE, SABRINA	18.95
MEDIA CENTER FINES	EMILY KING	12.00
MEDIA CENTER FINES	JARELLE CASE	11.00
MEDIA CENTER FINES	JESSICA MCFERRAN	10.00
MEDIA CENTER FINES	KARISSA CLUFF	14.44
MEDIA CENTER FINES	MCKENZIE ROEBUCK	18.95
MEDIA CENTER FINES	MIHAELA GOODELL	20.04
MEMBERSHIP DUES AND FEES	ADVANCED CPR TRAINING LLC	2,446.00
MEMBERSHIP DUES AND FEES	AKTIVATE	2,175.00
MEMBERSHIP DUES AND FEES	AMERICAN RED CROSS	806.40
MEMBERSHIP DUES AND FEES	BMJ SPORTS	3,750.00
MEMBERSHIP DUES AND FEES	BRIGHAM YOUNG ATHLETICS	600.00
MEMBERSHIP DUES AND FEES	CHAMBERWEST	3,250.00
MEMBERSHIP DUES AND FEES	CLUB GSL WVS EVENTS	450.00
MEMBERSHIP DUES AND FEES	CONRY, ELIZABETH	1,543.00
MEMBERSHIP DUES AND FEES	COOPER, SHAWN	286.00
MEMBERSHIP DUES AND FEES	DAN NIELSON HOOPS LLC	950.00
MEMBERSHIP DUES AND FEES	ENGLESTEAD, CHASE	152.68
MEMBERSHIP DUES AND FEES	EPIC PRODUCTIONS LLC	8,775.00
MEMBERSHIP DUES AND FEES	FUSION ALL STARS LLC	8,075.00
MEMBERSHIP DUES AND FEES	GLENMOOR HOLDINGS LLC	12,240.00
MEMBERSHIP DUES AND FEES	GOLDEN GATE MOVEMENT	450.00
MEMBERSHIP DUES AND FEES	HARRISON, KYLE	300.00
MEMBERSHIP DUES AND FEES	JORDAN HIGH	4,700.00
MEMBERSHIP DUES AND FEES	LAMBERT, JACK	3,025.58
MEMBERSHIP DUES AND FEES	LECHEMINANT, ERIN	286.00
MEMBERSHIP DUES AND FEES	LONG, CLINTON	401.94
MEMBERSHIP DUES AND FEES	MARSHALL-AZARES, PATRICIA	1,483.52
MEMBERSHIP DUES AND FEES	MCMULLIN, JUSTIN	300.00
MEMBERSHIP DUES AND FEES	METTLE WRESTLING	495.00
MEMBERSHIP DUES AND FEES	MOUNTAIN CREEK PTSA	488.00
MEMBERSHIP DUES AND FEES	NASSP	385.00
MEMBERSHIP DUES AND FEES	NICHOLE COOMBS	350.00
MEMBERSHIP DUES AND FEES	PAYNE, KELLI	300.00
MEMBERSHIP DUES AND FEES	PETERSON, AUDREY	300.00
MEMBERSHIP DUES AND FEES	PRICE, JEFFREY	1,850.47
MEMBERSHIP DUES AND FEES	ROBERTSON, RILEY	511.00
MEMBERSHIP DUES AND FEES	RUNNERCARD LLC	106.80
MEMBERSHIP DUES AND FEES	SCOTT N MAXFIELD	1,350.00
MEMBERSHIP DUES AND FEES	SKILLSUSA UTAH	2,310.00
MEMBERSHIP DUES AND FEES	STOTT, ELIZABETH	300.00
MEMBERSHIP DUES AND FEES	TECHNOLOGY STUDENT ASSOCIATION	3,335.00
MEMBERSHIP DUES AND FEES	THORPE, RACHELLE	29.95
MEMBERSHIP DUES AND FEES	THORUP, MEAGAN	210.00
MEMBERSHIP DUES AND FEES	UACTE IT DIVISION	840.00

MEMBERSHIP DUES AND FEES	UNIVERSAL CHEERLEADER ASSOC	2,450.00
MEMBERSHIP DUES AND FEES	USA WRESTLING UTAH	280.00
MEMBERSHIP DUES AND FEES	UTAH COLOR GUARD CIRCUIT	21,913.14
MEMBERSHIP DUES AND FEES	UTAH DEBATE COACHES ASSOCIATION	323.00
MEMBERSHIP DUES AND FEES	UTAH HIGH SCHOOL ACTIVITIES ASSOC	150.00
MEMBERSHIP DUES AND FEES	UTAH HOSA FUTURE HEALTH PROFESSIONALS	1,930.00
MEMBERSHIP DUES AND FEES	UTAH POLE VAULT ACADEMY	1,785.00
MEMBERSHIP DUES AND FEES	UTAH SCHOOL BOARDS ASSOC	18,500.00
MEMBERSHIP DUES AND FEES	UTAH VALLEY UNIVERSITY	650.00
MEMBERSHIP DUES AND FEES	WHITING, MADISON	369.32
MEMBERSHIP DUES AND FEES	YESCHICK, KAYLEE	300.00
MEMBERSHIP DUES AND FEES	YOUNG, KALEI	511.00
MEMBERSHIP DUES AND FEES	US BANK	38,600.73
MEMBERSHIP DUES AND FEES - VOID	HOSA FUTURE HEALTH PROFESSIONALS	-1,975.00
MILEAGE - STUDENT	AIRIN LEBARON	32.08
MILEAGE - STUDENT	ANNIE ANDERSON	28.61
MILEAGE - STUDENT	ASHLIE JENKINS	64.16
MILEAGE - STUDENT	BRETT CALL	60.59
MILEAGE - STUDENT	CELIA NEWBOLD	55.49
MILEAGE - STUDENT	CHRIS COFFIN	62.42
MILEAGE - STUDENT	DEANNA CAZIER	28.31
MILEAGE - STUDENT	ELISA STOUT	23.72
MILEAGE - STUDENT	EMILY NUNLEY	32.13
MILEAGE - STUDENT	EMILY PULSIPHER	32.95
MILEAGE - STUDENT	HYUNG SUK CHOI	29.38
MILEAGE - STUDENT	JAMIE JUDD	32.13
MILEAGE - STUDENT	JEFF WARNER	52.84
MILEAGE - STUDENT	JENNIFER HARRY	31.01
MILEAGE - STUDENT	JENNIFER WALLACE	34.27
MILEAGE - STUDENT	JOYCE CANNING	58.96
MILEAGE - STUDENT	KATHIE CASE	122.40
MILEAGE - STUDENT	KIRA TOLBERT	32.95
MILEAGE - STUDENT	KRISTIE HOLT	66.10
MILEAGE - STUDENT	KYLIE DEVEY	21.88
MILEAGE - STUDENT	LAURA NIELSEN	31.21
MILEAGE - STUDENT	LINDSAY ADSIT	3.47
MILEAGE - STUDENT	LINDSAY SWENSON	32.08
MILEAGE - STUDENT	LORRIE GLAHE	67.93
MILEAGE - STUDENT	MAKELETA ASIATA	29.99
MILEAGE - STUDENT	MARK KUANG	29.84
MILEAGE - STUDENT	MAYERLING MARCANO	50.18
MILEAGE - STUDENT	MEGAN LARSON	58.96
MILEAGE - STUDENT	MEGAN LINDBLOM	25.25
MILEAGE - STUDENT	MICHAEL DULGARIAN	62.42
MILEAGE - STUDENT	MICHELLE SCHMIDT	81.50
MILEAGE - STUDENT	NATALIE PISTORIUS	22.85
MILEAGE - STUDENT	ROXANNE JENSEN	30.29

MILEAGE - STUDENT	SADIE FARNSWORTH	30.35
MILEAGE - STUDENT	TABITHA PARAS	66.10
MILEAGE - STUDENT	TIFFANY HEARTY	29.38
MILEAGE - STUDENT	TODD JOHNSON	36.72
MILEAGE TRAVEL	AMPIL, ABBY	210.92
MILEAGE TRAVEL	AMUSSEN, MICHELLE	20.30
MILEAGE TRAVEL	ANDERSON, IRMA	60.92
MILEAGE TRAVEL	ANDERSON, MICHAEL	121.83
MILEAGE TRAVEL	ANDRUS, STANLEY	24.89
MILEAGE TRAVEL	ASAY, CYDNEY	71.40
MILEAGE TRAVEL	ASHURST, JESSICA	62.88
MILEAGE TRAVEL	ATWOOD, ELVIA	113.31
MILEAGE TRAVEL	AUSTIN, SHARLENE	98.25
MILEAGE TRAVEL	BAIR, DEEPIKA	5.24
MILEAGE TRAVEL	BARR, WENDY	195.20
MILEAGE TRAVEL	BARRETT, JAIME	72.57
MILEAGE TRAVEL	BARROWES, LUKE	54.36
MILEAGE TRAVEL	BARSON, DAWN	159.17
MILEAGE TRAVEL	BEDDES, KIERA	125.76
MILEAGE TRAVEL	BEDONT, KARA	82.53
MILEAGE TRAVEL	BENITES, DIEGO	405.45
MILEAGE TRAVEL	BENNETT, GAIL	108.73
MILEAGE TRAVEL	BERGSTROM, WENDI	100.87
MILEAGE TRAVEL	BLUE, CHERILYN	213.53
MILEAGE TRAVEL	BOSCH, CALLEY	334.71
MILEAGE TRAVEL	BREEZE, MELANIE	43.23
MILEAGE TRAVEL	CALHOUN, ASHLEY	118.56
MILEAGE TRAVEL	CANICK, MELANIE	260.04
MILEAGE TRAVEL	CAPENER, ANNIKA	523.35
MILEAGE TRAVEL	CARLTON, MICHELLE	196.50
MILEAGE TRAVEL	CHRISTENSEN, ALAN	62.88
MILEAGE TRAVEL	CHRISTIAN, NESHA	417.24
MILEAGE TRAVEL	CHRISTIANSSEN, MELISA	131.66
MILEAGE TRAVEL	CLEVINGER, TAMI	370.73
MILEAGE TRAVEL	COOK, DYLAN	58.95
MILEAGE TRAVEL	COTTAM, KENDRA	67.47
MILEAGE TRAVEL	COX, TARYN	452.61
MILEAGE TRAVEL	CRAMER, JULIA	5.90
MILEAGE TRAVEL	CRAWFORD, MEGAN	208.29
MILEAGE TRAVEL	CROW, CAROLYN	155.89
MILEAGE TRAVEL	CURTIS, CODY	271.17
MILEAGE TRAVEL	DANGERFIELD, RACHEL	228.60
MILEAGE TRAVEL	DANIELSON, RACHEL	62.89
MILEAGE TRAVEL	DAUTEL, BAYLEY	282.98
MILEAGE TRAVEL	DAVENPORT, DEBORAH	44.54
MILEAGE TRAVEL	DAY, ERIN	84.02
MILEAGE TRAVEL	DAY, RACHAEL	80.57

MILEAGE TRAVEL	DEFAZIO, KRISTIN	244.98
MILEAGE TRAVEL	DENISON, SARA	89.74
MILEAGE TRAVEL	DURRANT, JILL	273.14
MILEAGE TRAVEL	EDWARDS, RACHELLE	47.16
MILEAGE TRAVEL	EMERSON, NORMAN	237.96
MILEAGE TRAVEL	EVANS, AMY	149.34
MILEAGE TRAVEL	EVERILL, LANCE	238.43
MILEAGE TRAVEL	FAHEY, MARY	108.73
MILEAGE TRAVEL	FESTIN, SCOTT	123.80
MILEAGE TRAVEL	FIELD, CARSON	65.50
MILEAGE TRAVEL	FISH, AUDREY	124.32
MILEAGE TRAVEL	FLAGLER, DOUGLAS	306.54
MILEAGE TRAVEL	FORDHAM, MICHELLE	108.73
MILEAGE TRAVEL	FOSKETT, MIRANDA	14.41
MILEAGE TRAVEL	FRANCO, FULVIA	166.37
MILEAGE TRAVEL	GARCIA, MARY	128.38
MILEAGE TRAVEL	GAYDOSH, APRIL	131.66
MILEAGE TRAVEL	GERBER, REBECCA	829.24
MILEAGE TRAVEL	GIBSON, AMY	174.89
MILEAGE TRAVEL	GIBSON, ANNA	121.18
MILEAGE TRAVEL	GIBSON, MITCHELL	286.89
MILEAGE TRAVEL	GILLMORE, AMANDA	516.81
MILEAGE TRAVEL	GOLD, LINDA	88.43
MILEAGE TRAVEL	GOUGH, CAROLYN	227.95
MILEAGE TRAVEL	GRANDT, BROOKE	166.37
MILEAGE TRAVEL	GRIMSHAW, BRYAN	171.61
MILEAGE TRAVEL	GRIMSHAW, KORI	152.62
MILEAGE TRAVEL	GUNTHER, RACHEL	13.10
MILEAGE TRAVEL	GUTIERREZ, MARIA	78.60
MILEAGE TRAVEL	HANSEN, MICHELLE	53.06
MILEAGE TRAVEL	HARDELL, TRACI	33.41
MILEAGE TRAVEL	HARMAN, AMY	96.29
MILEAGE TRAVEL	HARPER, SYLVIA	23.58
MILEAGE TRAVEL	HEAPS, MICHAEL	76.87
MILEAGE TRAVEL	HEHR, AMANDA	58.30
MILEAGE TRAVEL	HEITZ, NED	100.88
MILEAGE TRAVEL	HERMANSEN, HILLARY	66.16
MILEAGE TRAVEL	HESS, ABIGAIL	27.51
MILEAGE TRAVEL	HIGHAM, DEANNA	26.86
MILEAGE TRAVEL	HILL, MELANIE	260.69
MILEAGE TRAVEL	HORROCKS, KATHRYN	522.69
MILEAGE TRAVEL	JACKMAN, JUDY	178.16
MILEAGE TRAVEL	JACKSON, ROBIN	19.11
MILEAGE TRAVEL	JANIS, REBECCA	244.98
MILEAGE TRAVEL	JOHNSON, ALENA	433.13
MILEAGE TRAVEL	JOHNSON, JACLYN	135.59
MILEAGE TRAVEL	JOHNSON, JENTRY	328.76

MILEAGE TRAVEL	JOHNSON, STEPHANIE	239.73
MILEAGE TRAVEL	JOOSTEN, MIRSA	854.38
MILEAGE TRAVEL	KIRKMAN, REBECCA	72.05
MILEAGE TRAVEL	KLOMP, TIFFANY	21.16
MILEAGE TRAVEL	KLOTOVICH, BRENDA	133.24
MILEAGE TRAVEL	KOLOWICH, TARA	452.61
MILEAGE TRAVEL	KREBS, MIKAYLEE	185.37
MILEAGE TRAVEL	LANGHE, KATHLEEN	24.24
MILEAGE TRAVEL	LARSEN, SHIREEN	301.21
MILEAGE TRAVEL	LASATER, TONI	138.21
MILEAGE TRAVEL	LEE, REBECCA	162.44
MILEAGE TRAVEL	LEE, TONI	104.80
MILEAGE TRAVEL	LLOYD, KIMBERLY	259.25
MILEAGE TRAVEL	LYNCH, TAYLOR	129.04
MILEAGE TRAVEL	MARQUEZ, TIFFANEY	57.90
MILEAGE TRAVEL	MATA, LAUREN	156.55
MILEAGE TRAVEL	MCCARTY, LORI	26.20
MILEAGE TRAVEL	MECHAM, KRISTA	224.01
MILEAGE TRAVEL	MERRICK, NANCY	230.56
MILEAGE TRAVEL	MERRICK, TIFFANY	45.20
MILEAGE TRAVEL	MICHAUD, MONICA	348.77
MILEAGE TRAVEL	MIDDLETON, MCKENZIE	266.60
MILEAGE TRAVEL	MILLER, GAYLENE	98.25
MILEAGE TRAVEL	MILLER, SUZANNE	143.45
MILEAGE TRAVEL	MITCHELL, SHAUNA	11.79
MILEAGE TRAVEL	MOLER, CHARLYN	50.44
MILEAGE TRAVEL	MONSON, TROY	61.24
MILEAGE TRAVEL	MORRIS, JEFFREY	216.15
MILEAGE TRAVEL	MORTENSEN, CAILEY	185.04
MILEAGE TRAVEL	MOSSEL, KEVIN	135.59
MILEAGE TRAVEL	MUIR, BONNIE	173.58
MILEAGE TRAVEL	MULLEN, JANILEE	131.66
MILEAGE TRAVEL	MURDOCH, KELCEY	94.32
MILEAGE TRAVEL	MURRILL, WENDY	134.28
MILEAGE TRAVEL	NAGELI, LARISA	159.82
MILEAGE TRAVEL	NEDDO, KIMBERLEE	130.35
MILEAGE TRAVEL	NEWBROUGH, KIMBERLEE	197.16
MILEAGE TRAVEL	NORRIS, KRISTIN	341.26
MILEAGE TRAVEL	ORFANOS, CARRIE	269.20
MILEAGE TRAVEL	OUIMETTE, MIKELA	113.97
MILEAGE TRAVEL	PACKER, LORI	64.19
MILEAGE TRAVEL	PAY, JACK	117.82
MILEAGE TRAVEL	PEINE, ALEXANDRA	226.63
MILEAGE TRAVEL	PELLEGRINO, CYNDI	6.55
MILEAGE TRAVEL	PETERSON, ROBYN	179.48
MILEAGE TRAVEL	POLLOCK, KENT	7.86
MILEAGE TRAVEL	RAJCZYK, TAMARA	380.56

MILEAGE TRAVEL	RAMONE, TY	65.50
MILEAGE TRAVEL	RASMUSSEN, ELIZABETH	52.40
MILEAGE TRAVEL	RICKS, PATRICIA	79.91
MILEAGE TRAVEL	ROBBINS, SARAH	39.30
MILEAGE TRAVEL	ROBERTS, SHAYNA	252.83
MILEAGE TRAVEL	ROBERTSON, RILEY	874.45
MILEAGE TRAVEL	ROBINSON, LISA	143.45
MILEAGE TRAVEL	ROMNEY, PETER	111.35
MILEAGE TRAVEL	ROMRELL, AMY	133.62
MILEAGE TRAVEL	ROPER, LYNETTE	238.02
MILEAGE TRAVEL	ROPER, SARAH	161.13
MILEAGE TRAVEL	ROSEWOOD-DONOHOO, BAILEY	68.78
MILEAGE TRAVEL	SASS, RENEE	33.14
MILEAGE TRAVEL	SCADDEN, BRENNA	278.38
MILEAGE TRAVEL	SCHERZINGER, KATELYN	83.84
MILEAGE TRAVEL	SEEHUSEN, LINDA	6.55
MILEAGE TRAVEL	SHUMWAY, JANA	159.82
MILEAGE TRAVEL	SIDWELL, AMBER	239.73
MILEAGE TRAVEL	SMITH, CINDY	15.72
MILEAGE TRAVEL	SMITH, LIANE	113.97
MILEAGE TRAVEL	SMITH, REBECCA	261.35
MILEAGE TRAVEL	SNELGROVE, JOLYNN	99.56
MILEAGE TRAVEL	SORENSEN, CHARLES	80.57
MILEAGE TRAVEL	SORENSEN, MARCI	91.70
MILEAGE TRAVEL	STEWART, WENDI	125.76
MILEAGE TRAVEL	TANNER, JAIMIE	319.64
MILEAGE TRAVEL	TAYLOR, DEANNA	132.31
MILEAGE TRAVEL	TITUS, CORRINE	64.85
MILEAGE TRAVEL	TOILOLO, VAEGA	224.67
MILEAGE TRAVEL	TOTORICA, LISA	110.04
MILEAGE TRAVEL	TREACY, COREY	100.22
MILEAGE TRAVEL	USGAARD, KATY	5.24
MILEAGE TRAVEL	VERNIEUW, MICHELLE	26.20
MILEAGE TRAVEL	WALTER, KAREN	110.04
MILEAGE TRAVEL	WATCHMAN, SAVANNAH	51.42
MILEAGE TRAVEL	WATKINS, CINDY	99.56
MILEAGE TRAVEL	WELLER, MEGAN	234.49
MILEAGE TRAVEL	WHIPPLE, RILEY	82.53
MILEAGE TRAVEL	WHITCANACK, JEN	64.19
MILEAGE TRAVEL	WHITE, LISA	115.29
MILEAGE TRAVEL	WILLIAMS JR, ALBERT	205.02
MILEAGE TRAVEL	WILLIAMS, GLENN	197.16
MILEAGE TRAVEL	WILSON, JESSICA	61.57
MILEAGE TRAVEL	WITHERS, MCKINLEY	271.29
MILEAGE TRAVEL	WOOD, AMY	76.63
MILEAGE TRAVEL	WRIGHT, EMILY	393.57
MILEAGE TRAVEL	YESCAS DE MEZA, JULIETA	251.53

MOTOR FUEL	BAKER, CHRISTY	12.46
MOTOR FUEL	BARNES, JAMES	25.00
MOTOR FUEL	BODILY, KATELYN	60.22
MOTOR FUEL	BURKE, BRIAN	9.49
MOTOR FUEL	FRANSEN, AMBERLY	8.05
MOTOR FUEL	GRAY, GREGORY	45.20
MOTOR FUEL	JENSON, KIRSTEN	49.95
MOTOR FUEL	LEFEVRE, ELIZABETH	20.01
MOTOR FUEL	POMMERENING, ANGELA	69.86
MOTOR FUEL	TORRES, ALLYSON	57.67
MOTOR FUEL	WHITING, MADISON	23.28
MOTOR FUEL	US BANK	103.14
NATURAL GAS	DOMINION ENERGY	178,112.62
NATURAL GAS	SUMMIT ENERGY LLC	43,433.83
PORTABLES	SD ORNAMENTAL IRON INC.	3,950.00
POSTAGE	BEAIRD, KRISTINE	53.30
POSTAGE	DAY, MAREN	2.88
POSTAGE	DENT, KRISTEN	17.10
POSTAGE	DRUMMOND, STEFFENIE	83.38
POSTAGE	NAVRATIL, KIMBERLY	9.56
POSTAGE	NELSON, CARLA	5.40
POSTAGE	PETERSON, STACY	133.13
POSTAGE	PITNEY BOWES GLOBAL FINANCIAL SERVICES LLC	36.25
POSTAGE	PITNEY BOWES INC	2,940.34
POSTAGE	PURCHASE POWER	1,543.49
POSTAGE	QUADIENT FINANCE INC	2,135.00
POSTAGE	QUADIENT LEASING USA INC	683.67
POSTAGE	RICE, DOCIA	96.04
POSTAGE	US BANK	6,811.39
PRESCRIPTIONS	CRX INTERNATIONAL	3,912.30
PREVENTIVE MAINTENANCE	FILTER TECHNOLOGIES	2,975.69
PREVENTIVE MAINTENANCE	MADDOX COMPRESSOR CO INC	1,095.92
PREVENTIVE MAINTENANCE	ROTO AIRE FILTER SERVICE AND SALES	632.75
PRINTING	AMANDA BISHOP	104.45
PRINTING	AMY TEMPLETON	116.13
PRINTING	AUELUA, KARLI	300.00
PRINTING	COLONIAL FLAG AND SPECIALTY COMPANY	297.40
PRINTING	DESIGN TYPE SERVICE	234.00
PRINTING	FOWERS, CHYRELLE	73.00
PRINTING	FUTURE FORMS	300.00
PRINTING	GOYKOVA, AUDREE	529.50
PRINTING	GRIFFIN, BRIAN	11.98
PRINTING	HILDA CASTRO	29.75
PRINTING	IDENTITY SIGNS	1,922.94
PRINTING	JENNIFER WARNAS	700.00
PRINTING	LYON PRINTING	995.00
PRINTING	MANTLE, BRADY	154.81

PRINTING	MARCHANT DESIGN	1,790.00
PRINTING	MELISSA BURRUP	19.38
PRINTING	RAMJOUE, ADRIAN	2,475.00
PRINTING	SCHUCK, JESS	166.87
PRINTING	SIGN PRO	444.00
PRINTING	ULMER, MATHEW	23.33
PRINTING	UTAH CORRECTIONAL INDUSTRIES PRINT SHOP	1,642.94
PRINTING	UTAH PRESS ASSOCIATION INC	6,249.56
PRINTING	US BANK	446.31
PROF TRAINING REGISTRATIONS	BEESELY, BERGEN	300.00
PROF TRAINING REGISTRATIONS	BLONQUIST, SHELBY	300.00
PROF TRAINING REGISTRATIONS	BROTHERS, JOSHUA	29.95
PROF TRAINING REGISTRATIONS	BRUNKE, MELISSA	72.00
PROF TRAINING REGISTRATIONS	BUSS, STACY	150.00
PROF TRAINING REGISTRATIONS	CABEZAS DE CARDENAS, MACARENA	29.95
PROF TRAINING REGISTRATIONS	CHRISTIENSEN, MELISA	25.00
PROF TRAINING REGISTRATIONS	DAY, MAREN	29.95
PROF TRAINING REGISTRATIONS	FRANCO, FULVIA	20.00
PROF TRAINING REGISTRATIONS	GRAVES, JENNIFER	29.95
PROF TRAINING REGISTRATIONS	GRIMES, THERESA	2,400.00
PROF TRAINING REGISTRATIONS	HIRSCHI, ROSS	300.00
PROF TRAINING REGISTRATIONS	HOYLE, JENNIFER	60.00
PROF TRAINING REGISTRATIONS	HUNT, NATASHA	29.95
PROF TRAINING REGISTRATIONS	JELITTO, ALLYSON	2,015.00
PROF TRAINING REGISTRATIONS	JENSEN, KRISTA	300.00
PROF TRAINING REGISTRATIONS	JENSEN, MARYANN	29.95
PROF TRAINING REGISTRATIONS	JENSEN, SHARON	20.00
PROF TRAINING REGISTRATIONS	LAMELA PABLOS, FRANCISCO JAVIER	735.00
PROF TRAINING REGISTRATIONS	LUDWIG, RYAN	472.75
PROF TRAINING REGISTRATIONS	MARIANO DE MIRANDA TESSMANN, LARISSA	55.00
PROF TRAINING REGISTRATIONS	MARTINEZ, YAJAIRA	29.95
PROF TRAINING REGISTRATIONS	MAUGHAN, JAMES	308.70
PROF TRAINING REGISTRATIONS	MENA SANTAMARIA, JOSEFA MARIA	300.00
PROF TRAINING REGISTRATIONS	MERRICK, TIFFANY	114.95
PROF TRAINING REGISTRATIONS	MORRIS, JEFFREY	24.90
PROF TRAINING REGISTRATIONS	MOWER, KEILA	28.52
PROF TRAINING REGISTRATIONS	MURPHY, JENIFFER	29.95
PROF TRAINING REGISTRATIONS	NEILSON, AMY	29.95
PROF TRAINING REGISTRATIONS	NELSON, NICOLE	295.29
PROF TRAINING REGISTRATIONS	ONELIFE CPR AND FIRST AID	6.00
PROF TRAINING REGISTRATIONS	PIPPIN, TAWNA	69.00
PROF TRAINING REGISTRATIONS	RAYMOND, MELISSA	600.00
PROF TRAINING REGISTRATIONS	RICE, DOCIA	78.38
PROF TRAINING REGISTRATIONS	SOUTHERN UTAH UNIVERSITY	600.00
PROF TRAINING REGISTRATIONS	TEACHING STRATEGIES LLC	16,530.00
PROF TRAINING REGISTRATIONS	TORRES, ALLYSON	669.00
PROF TRAINING REGISTRATIONS	USCMA CUSTODIAL	2,196.00

PROF TRAINING REGISTRATIONS	VALLADOLID MEGIA, DANIEL	700.00
PROF TRAINING REGISTRATIONS	VELARDE, JERAMIE	75.00
PROF TRAINING REGISTRATIONS	VIGIL, LETITIA	1,176.94
PROF TRAINING REGISTRATIONS	WEBER, RACHEL	320.00
PROF TRAINING REGISTRATIONS	WHITEHURST, ELZIE	255.00
PROF TRAINING REGISTRATIONS	US BANK	20,066.80
PROFESSIONAL BOOKS & MAGAZINES	CALHOUN, TRISH	16.08
PROFESSIONAL BOOKS & MAGAZINES	GODFREY, ANTHONY	99.00
PROFESSIONAL BOOKS & MAGAZINES	ROBINSON, SUSAN	33.24
PROFESSIONAL BOOKS & MAGAZINES	US BANK	178.44
REMODELING	ACCESS DOOR SYSTEMS LLC	3,800.00
REMODELING	ADI	401.94
REMODELING	ALDER SALES CORP	2,172.00
REMODELING	ANDIGO CARPETS INC	118,341.02
REMODELING	BACKFLOW PREVENTION SUPPLY INC	3,180.00
REMODELING	BEACON METALS INC	4,150.00
REMODELING	BLYNCO	400.94
REMODELING	CACHE VALLEY ELECTRIC	19,434.00
REMODELING	COLTON INC	4,990.00
REMODELING	COOK GROUP INC THE	1,500.00
REMODELING	DURAEDGE UTAH	36,894.30
REMODELING	GRITTON AND ASSOCIATES	3,412.00
REMODELING	GSBS ARCHITECTS	10,641.50
REMODELING	JORDAN VALLEY ELECTRIC INC	2,340.00
REMODELING	JUDD CONSTRUCTION INC	628,267.66
REMODELING	MESA MOVING AND STORAGE	375.00
REMODELING	MHTN ARCHITECTS INC	30,234.75
REMODELING	MOUNTAIN STAINLESS INC	3,740.00
REMODELING	NJRA ARCHITECTS INC	50,600.00
REMODELING	PROFESSIONAL SERVICE INDUSTRIES INC	1,905.00
REMODELING	RESTORE HEATING AND COOLING LLC	9,179.55
REMODELING	ROBERT I MERRILL CO	2,839.00
REMODELING	ROCKY MOUNTAIN POWER SERVICES	19,988.25
REMODELING	SPACKMAN ENTERPRISES	90,811.60
REMODELING	SPRINKLER SUPPLY COMPANY	7,312.19
REMODELING	STANDARD PLUMBING SUPPLY	1,371.59
REMODELING	STATE OF UTAH DIVISION OF AIR QUALITY	385.00
REMODELING	VALENTINER CRANE BRUNJES ONYON	319,599.00
REMODELING	WASATCH WEST CONTRACTING LLC	24,913.33
REMODELING	WILLSCOT MOBILE MINI	6,538.20
REMODELING	US BANK	99,183.59
REPAIRS & PARTS	ADI	748.80
REPAIRS & PARTS	AIRGAS INTERMOUNTAIN	204.53
REPAIRS & PARTS	ALDER SALES CORP	110.00
REPAIRS & PARTS	ALS AUTO PARTS	1,378.84
REPAIRS & PARTS	CACHE VALLEY ELECTRIC	10,575.00
REPAIRS & PARTS	CEM AQUATICS	2,551.32

REPAIRS & PARTS	CODALE ELECTRIC SUPPLY INC	2,061.88
REPAIRS & PARTS	COLD TECH REFRIGERATION SERVICE INC	1,081.97
REPAIRS & PARTS	COMPLETE SUPPLY COMPANY LLC	3,892.38
REPAIRS & PARTS	EXPERCOM OF UTAH INC	1,679.82
REPAIRS & PARTS	GRAINGER	5,161.52
REPAIRS & PARTS	HOBART SERVICE	426.30
REPAIRS & PARTS	IML SECURITY SUPPLY	7,315.72
REPAIRS & PARTS	INNOVATIVE PRINT CONSULTING LLC	349.00
REPAIRS & PARTS	ISI WATER CHEMISTRIES	27,823.07
REPAIRS & PARTS	JOHN DEERE FINANCIAL MULTI-USE	354.82
REPAIRS & PARTS	JORDAN GARDEN CENTER	49.03
REPAIRS & PARTS	KILGORE CONTRACTING	366.51
REPAIRS & PARTS	LA MONICAS RSTRNT EQUIP	706.60
REPAIRS & PARTS	MOUNTAINLAND SUPPLY LLC	13,200.53
REPAIRS & PARTS	ROCKY MOUNTAIN TURF	4,528.06
REPAIRS & PARTS	SPRINKLER SUPPLY COMPANY	4,022.39
REPAIRS & PARTS	STANDARD PLUMBING SUPPLY	5,005.90
REPAIRS & PARTS	STONE SECURITY, LLC	3,105.90
REPAIRS & PARTS	STOTZ EQUIPMENT	750.34
REPAIRS & PARTS	TRANS JORDAN CITIES	57.54
REPAIRS & PARTS	WURTH LOUIS AND COMPANY	42.75
REPAIRS & PARTS	US BANK	77,179.66
RETIRE EARLY INCENTIVE	UTAH RETIREMENT SYSTEMS	7,414.41
REVENUE	US BANK	1,646.84
SAFETY SUPPLIES	UNIFIRST FIRST AID CORP	236.36
SAFETY SUPPLIES	US BANK	768.54
SECONDARY REFUND PAYABLE	ADRIAN OHMIE	28.00
SECONDARY REFUND PAYABLE	ALAN OLPIN	455.00
SECONDARY REFUND PAYABLE	ALESHA PITTS	744.75
SECONDARY REFUND PAYABLE	ALEX PEARSON	629.75
SECONDARY REFUND PAYABLE	AMANDA CHECKETTS	6.51
SECONDARY REFUND PAYABLE	AMANDA GUNN	10.00
SECONDARY REFUND PAYABLE	AMANDA TOOLEY	5.00
SECONDARY REFUND PAYABLE	AMBER CHRISTENSEN	20.00
SECONDARY REFUND PAYABLE	AMY SMITH	226.29
SECONDARY REFUND PAYABLE	ANDREW CARLINO	570.00
SECONDARY REFUND PAYABLE	ANDREW MCKELVIE	54.10
SECONDARY REFUND PAYABLE	ANGELA BAILEY	100.00
SECONDARY REFUND PAYABLE	ANGELA STEPHENS	40.00
SECONDARY REFUND PAYABLE	ANGELA WEIRICK	40.00
SECONDARY REFUND PAYABLE	ASHLEE CHILD	190.68
SECONDARY REFUND PAYABLE	BEAU BALLARD	124.00
SECONDARY REFUND PAYABLE	BECKY LAROZA	59.13
SECONDARY REFUND PAYABLE	BOTTOMLY, MARCI	455.00
SECONDARY REFUND PAYABLE	BRADY COTTLE	20.00
SECONDARY REFUND PAYABLE	BRANDON GUNNELL	266.96
SECONDARY REFUND PAYABLE	BRANDT, CHARLES	19.00

SECONDARY REFUND PAYABLE	BREN SADLER	750.00
SECONDARY REFUND PAYABLE	BRENT YOUNG	102.97
SECONDARY REFUND PAYABLE	BRETT LINDSEY	15.00
SECONDARY REFUND PAYABLE	BRIAN ITAYA	41.68
SECONDARY REFUND PAYABLE	BRICELDA GOMEZ	250.00
SECONDARY REFUND PAYABLE	BRITTANY BUNKER	20.00
SECONDARY REFUND PAYABLE	BRITTANY HOPKINSON	62.00
SECONDARY REFUND PAYABLE	BROOKE IRVING	40.00
SECONDARY REFUND PAYABLE	BRYAN WORTHEN	5.00
SECONDARY REFUND PAYABLE	BRYCE MORRIS	72.57
SECONDARY REFUND PAYABLE	BRYCE WRIGHT	23.20
SECONDARY REFUND PAYABLE	BRYNN HOMER	17.99
SECONDARY REFUND PAYABLE	CARLOS GO	50.00
SECONDARY REFUND PAYABLE	CESAR GONZALEZ DE LA COTERA	18.00
SECONDARY REFUND PAYABLE	CHAD LANCE	14.00
SECONDARY REFUND PAYABLE	CHAD LASSIG	543.65
SECONDARY REFUND PAYABLE	CHEREEN MAYNES	100.00
SECONDARY REFUND PAYABLE	CHERIE DICK	100.00
SECONDARY REFUND PAYABLE	CHRIS OLSON	150.00
SECONDARY REFUND PAYABLE	CHRISTOPHER FIELDING	100.00
SECONDARY REFUND PAYABLE	CHRISTOPHER ROSS	448.31
SECONDARY REFUND PAYABLE	CONNIE CRAPO	2.00
SECONDARY REFUND PAYABLE	CONNIE RUSSELL	232.63
SECONDARY REFUND PAYABLE	DAN SHIRTS	450.00
SECONDARY REFUND PAYABLE	DANIELLE WYCOTT	10.00
SECONDARY REFUND PAYABLE	DANNIELLE BRANNAN	455.00
SECONDARY REFUND PAYABLE	DANNY ANDERSON	32.75
SECONDARY REFUND PAYABLE	DARIN GIBSON	100.00
SECONDARY REFUND PAYABLE	DARON FOWLKS	14.49
SECONDARY REFUND PAYABLE	DARREN STECK	57.00
SECONDARY REFUND PAYABLE	DAVE BUTTERFIELD	450.00
SECONDARY REFUND PAYABLE	DAVID ARELLANO	62.00
SECONDARY REFUND PAYABLE	DEBBIE BOWMAN	100.00
SECONDARY REFUND PAYABLE	DEBBIE FOSTER	130.00
SECONDARY REFUND PAYABLE	DENNIS GOLDEN	10.00
SECONDARY REFUND PAYABLE	DEREK HATCH	69.47
SECONDARY REFUND PAYABLE	DEREK NEWBOLD	20.00
SECONDARY REFUND PAYABLE	DIAZ, AMANDA	6.49
SECONDARY REFUND PAYABLE	DOUG JENKINS	10.00
SECONDARY REFUND PAYABLE	EMILY MORTENSEN	81.97
SECONDARY REFUND PAYABLE	ERIN SUMMERS	100.00
SECONDARY REFUND PAYABLE	GABRIELA JARAMILLO	750.00
SECONDARY REFUND PAYABLE	GABRIELA ZAMORA	14.75
SECONDARY REFUND PAYABLE	GEORGE CLEGG	10.00
SECONDARY REFUND PAYABLE	GREEN, CHARLIE	48.00
SECONDARY REFUND PAYABLE	GREG LASSIG	52.97
SECONDARY REFUND PAYABLE	GREGG EVANS	350.00

SECONDARY REFUND PAYABLE	GREGORY BOSH	11.00
SECONDARY REFUND PAYABLE	GUILLEN SANGUINO, MANGER	8.50
SECONDARY REFUND PAYABLE	HART, ARRION	100.00
SECONDARY REFUND PAYABLE	HEATHER WHITMER	190.68
SECONDARY REFUND PAYABLE	IONE MALDONADO	57.00
SECONDARY REFUND PAYABLE	JACOB LUCE	335.60
SECONDARY REFUND PAYABLE	JAKE ACKERMAN	19.00
SECONDARY REFUND PAYABLE	JAMES GOODRICH	277.87
SECONDARY REFUND PAYABLE	JAMES HEWARD	135.46
SECONDARY REFUND PAYABLE	JAMES JENSEN	20.00
SECONDARY REFUND PAYABLE	JAMES SHEPPARD	11.00
SECONDARY REFUND PAYABLE	JAMIE LIZARZABURU	17.00
SECONDARY REFUND PAYABLE	JANET THOMPSON	32.00
SECONDARY REFUND PAYABLE	JANIE CHRISTENSEN	495.77
SECONDARY REFUND PAYABLE	JANUARY MOON	35.00
SECONDARY REFUND PAYABLE	JARED LEIKAM	1,500.00
SECONDARY REFUND PAYABLE	JARED THORNBURGH	16.29
SECONDARY REFUND PAYABLE	JAYNA HUNT	200.00
SECONDARY REFUND PAYABLE	JEFF GUSTAFSON	10.00
SECONDARY REFUND PAYABLE	JEFFREY GILLIS	8.40
SECONDARY REFUND PAYABLE	JENNIFER BURGESS	9.99
SECONDARY REFUND PAYABLE	JENNIFER JENSEN	50.00
SECONDARY REFUND PAYABLE	JENNIFER KOSTER	559.21
SECONDARY REFUND PAYABLE	JENNIFER ROBERTS	750.00
SECONDARY REFUND PAYABLE	JEREMIAH WEBB	274.58
SECONDARY REFUND PAYABLE	JEREMY VEST	455.00
SECONDARY REFUND PAYABLE	JESSICA QUEZADA	455.00
SECONDARY REFUND PAYABLE	JOHNATHAN WARD	236.45
SECONDARY REFUND PAYABLE	JON ARRINGTON	455.00
SECONDARY REFUND PAYABLE	JON RASMUSSEN	46.00
SECONDARY REFUND PAYABLE	JON ZWAHLEN	100.00
SECONDARY REFUND PAYABLE	JOSE GRANADOS	28.00
SECONDARY REFUND PAYABLE	JOSH HOWARD	100.00
SECONDARY REFUND PAYABLE	JOSH ROWLAND	20.00
SECONDARY REFUND PAYABLE	JULIA MENDEZ	62.00
SECONDARY REFUND PAYABLE	JULIE BAGGALEY	100.00
SECONDARY REFUND PAYABLE	JULIE JOHNSON	240.00
SECONDARY REFUND PAYABLE	JULIE WILEY	18.00
SECONDARY REFUND PAYABLE	KALEB CALL	347.33
SECONDARY REFUND PAYABLE	KATIE MULLINS	44.00
SECONDARY REFUND PAYABLE	KEANNE HADDEN	80.00
SECONDARY REFUND PAYABLE	KELLY PREECE	10.00
SECONDARY REFUND PAYABLE	KEN MOORE	10.00
SECONDARY REFUND PAYABLE	KERI GRANGER	280.00
SECONDARY REFUND PAYABLE	KEVIN GLAD	750.00
SECONDARY REFUND PAYABLE	KEVIN SMITH	20.00
SECONDARY REFUND PAYABLE	KIERSTI KINYON	100.00

SECONDARY REFUND PAYABLE	KILEY NEWBOLD	14.00
SECONDARY REFUND PAYABLE	KRISTINA BISHOP	455.00
SECONDARY REFUND PAYABLE	KRISTINE THACKER	8.00
SECONDARY REFUND PAYABLE	LACI MECHLING	60.00
SECONDARY REFUND PAYABLE	LAYANI TRANE	57.00
SECONDARY REFUND PAYABLE	LEONARD, LYNAE	68.99
SECONDARY REFUND PAYABLE	LEWIS BASS	100.00
SECONDARY REFUND PAYABLE	LIBERTY BERRETT	15.00
SECONDARY REFUND PAYABLE	LIDIA GUTIERREZ	12.95
SECONDARY REFUND PAYABLE	LINDA TOMKINSON	40.00
SECONDARY REFUND PAYABLE	LISA MOORE	100.00
SECONDARY REFUND PAYABLE	LOUISE LESUEUR	80.09
SECONDARY REFUND PAYABLE	LUZ ARAUJO	16.00
SECONDARY REFUND PAYABLE	MARC GINGELL	20.00
SECONDARY REFUND PAYABLE	MARIA GUERRERO	47.30
SECONDARY REFUND PAYABLE	MARIA PALMA	16.50
SECONDARY REFUND PAYABLE	MARIA QUEME	6.00
SECONDARY REFUND PAYABLE	MARIA SAN JUAN	25.00
SECONDARY REFUND PAYABLE	MARIANNE HOWARD	100.00
SECONDARY REFUND PAYABLE	MARINDA WESSMAN	100.00
SECONDARY REFUND PAYABLE	MARY ALLEN	137.01
SECONDARY REFUND PAYABLE	MARYSBEL QUIROZ	14.00
SECONDARY REFUND PAYABLE	MATT DOYLE	411.15
SECONDARY REFUND PAYABLE	MATT HANSEN	455.00
SECONDARY REFUND PAYABLE	MATTHEW REEVES	64.00
SECONDARY REFUND PAYABLE	MCCANN, EMILY	455.00
SECONDARY REFUND PAYABLE	MEGAN YOURSTON	46.00
SECONDARY REFUND PAYABLE	MELANIE TEVERE	11.00
SECONDARY REFUND PAYABLE	MELISSA BUNKER	62.00
SECONDARY REFUND PAYABLE	MELISSA STOUT	14.00
SECONDARY REFUND PAYABLE	MICHAEL CUTHBERT	750.00
SECONDARY REFUND PAYABLE	MICHAEL DAVIS	450.00
SECONDARY REFUND PAYABLE	MICHAEL PULSIPHER	149.35
SECONDARY REFUND PAYABLE	MICHAEL SINGLEY	13.50
SECONDARY REFUND PAYABLE	MICHELLE CISNEROS	62.00
SECONDARY REFUND PAYABLE	MICHELLE HANSEN	11.20
SECONDARY REFUND PAYABLE	MIDGLEY, KRISTIE	20.00
SECONDARY REFUND PAYABLE	MIKE HAYMOND	2.00
SECONDARY REFUND PAYABLE	MOLIQUE BRADFORD	50.00
SECONDARY REFUND PAYABLE	MONICA KAY	40.00
SECONDARY REFUND PAYABLE	MONICA WALTER	14.00
SECONDARY REFUND PAYABLE	NARGIS EROZA	42.00
SECONDARY REFUND PAYABLE	NATALIA GARCIA	9.87
SECONDARY REFUND PAYABLE	NATHAN RIGGS	25.00
SECONDARY REFUND PAYABLE	PAUL LEWIS	160.00
SECONDARY REFUND PAYABLE	PHIL MARGETTS	482.63
SECONDARY REFUND PAYABLE	PRESTON OLSEN	10.00

SECONDARY REFUND PAYABLE	RACHAEL BLOOMFIELD	93.78
SECONDARY REFUND PAYABLE	RACHAEL HALL	85.50
SECONDARY REFUND PAYABLE	RACHEL LEBO	50.00
SECONDARY REFUND PAYABLE	RHETT FOX	62.00
SECONDARY REFUND PAYABLE	RICH SUMMERS	100.00
SECONDARY REFUND PAYABLE	RICHARD CORONA	19.40
SECONDARY REFUND PAYABLE	ROB MEIER	524.39
SECONDARY REFUND PAYABLE	ROBERT KNIGHT	62.00
SECONDARY REFUND PAYABLE	ROBERT MOURITSEN	277.87
SECONDARY REFUND PAYABLE	ROCIO JEX	27.00
SECONDARY REFUND PAYABLE	ROD SELLERS	81.97
SECONDARY REFUND PAYABLE	ROY DAVIS	34.73
SECONDARY REFUND PAYABLE	RUSTY HUGHES	62.00
SECONDARY REFUND PAYABLE	RYAN ASTIN	16.00
SECONDARY REFUND PAYABLE	RYLEE CRUZ SHOCKEY	326.90
SECONDARY REFUND PAYABLE	SAMUEL DARGER	14.75
SECONDARY REFUND PAYABLE	SARAH SHELLEY	14.00
SECONDARY REFUND PAYABLE	SARELISA MARIN DE DIAZ	11.00
SECONDARY REFUND PAYABLE	SCOTT KINNERSLEY	455.00
SECONDARY REFUND PAYABLE	SHANNON NAKAI	24.00
SECONDARY REFUND PAYABLE	SHAUNAE BEHUNIN	267.45
SECONDARY REFUND PAYABLE	SHELLEY WEST	150.00
SECONDARY REFUND PAYABLE	SONIA ARREOLA	11.00
SECONDARY REFUND PAYABLE	SPENCER REED	130.00
SECONDARY REFUND PAYABLE	STACEY WESTON	101.00
SECONDARY REFUND PAYABLE	STEPHEN GILLETT	6.95
SECONDARY REFUND PAYABLE	STEVEN WINTER	20.00
SECONDARY REFUND PAYABLE	TAMAREE STODDARD	50.00
SECONDARY REFUND PAYABLE	THAI SON	10.00
SECONDARY REFUND PAYABLE	TIFFANY, MARCIE	62.00
SECONDARY REFUND PAYABLE	TIMOTHY GUNN	82.97
SECONDARY REFUND PAYABLE	TOM SANGER	549.10
SECONDARY REFUND PAYABLE	TORREY POWELL	69.47
SECONDARY REFUND PAYABLE	TRACY PORTREY	34.74
SECONDARY REFUND PAYABLE	TRAVIS OLIPHANT	27.51
SECONDARY REFUND PAYABLE	TRISTIN LOPEZ	232.71
SECONDARY REFUND PAYABLE	TYAN RICHARDSON	46.00
SECONDARY REFUND PAYABLE	TYSON RENZO	13.69
SECONDARY REFUND PAYABLE	UYEN TRINH	12.00
SECONDARY REFUND PAYABLE	VALEREE COLVIN	316.02
SECONDARY REFUND PAYABLE	WEBSTER, JACQUELIN	100.00
SECONDARY REFUND PAYABLE	WILLIAMS, MELISSA	455.00
SECONDARY REFUND PAYABLE	YESSICA ELENA CHIRINOS SANCHEZ	8.00
SECONDARY REFUND PAYABLE	YOSHINARA TANAKA	83.36
SECONDARY REFUND PAYABLE	YUVIA TREVINO	40.00
SEWER & WATER	BLUFFDALE CITY	553.40
SEWER & WATER	CITY OF WEST JORDAN	117,168.42

SEWER & WATER	CULLIGAN BOTTLED WATER	103.75
SEWER & WATER	HERRIMAN CITY	18,538.89
SEWER & WATER	KEARNS IMPROVEMENT DISTRICT	471.99
SEWER & WATER	RIVERTON CITY CORP	12,980.59
SEWER & WATER	SOUTH JORDAN CITY	8,606.91
SEWER & WATER	SOUTH VALLEY WATER RECLM FAC	13,835.76
SITE IMPROVEMENT	ANTONIOS CONCRETE LLC	33,693.00
SITE IMPROVEMENT	BRETT MILLER LANDSCAPING LLC	74,192.72
SITE IMPROVEMENT	CRS ENGINEERS	1,786.80
SITE IMPROVEMENT	PECKHAM ASPHALT PAVING INC	24,850.00
SITE IMPROVEMENT	SAFE PLAY PRO LLC	10,000.00
SITE IMPROVEMENT	SONNTAG RECREATION LLC	5,217.24
SITE IMPROVEMENT	THORUP AND ASSOCIATES INC	19,770.00
SITE IMPROVEMENT	WESTERN SUN LANDSCAPING	24,400.00
SMALL EQUIPMENT	CLARK WHOLESAL INC	2,031.00
SMALL EQUIPMENT	RESTAURANT AND STORE EQUIPMENT CO	1,931.20
SMALL EQUIPMENT	THERMOWORKS INC	3,268.79
SMALL EQUIPMENT	US BANK	6,215.15
SNOW REMOVAL	RUBICON CONTRACTING, LLC	84,124.18
SOFTWARE	3RD MILLENNIUM CLASSROOMS	5,000.00
SOFTWARE	ARNOLD, CLAREEN	221.00
SOFTWARE	BENEFIT PLAN SYSTEM LLC	1,889.00
SOFTWARE	BUSCH, THOMAS	152.99
SOFTWARE	BYRDSEED LLC	6,000.00
SOFTWARE	EDPUZZLE	2,180.00
SOFTWARE	FUTURE FARMERS OF AMERICA UTAH	1,148.00
SOFTWARE	GRIFFIN, BRIAN	39.99
SOFTWARE	HERNANDEZ, RAYMOND	173.74
SOFTWARE	INSIGHT PUBLIC SECTOR	1,721.08
SOFTWARE	INSTRUCTURE INC	235,150.70
SOFTWARE	LARUE, EMILY	40.00
SOFTWARE	LEVEL LEARNING INC	4,000.00
SOFTWARE	LISA VAN GEMERT LLC	1,000.00
SOFTWARE	N2Y, LLC	6,299.91
SOFTWARE	PBIS REWARDS	2,539.81
SOFTWARE	RENAISSANCE LEARNING INC	4,792.50
SOFTWARE	SADD, CORTLAN	77.70
SOFTWARE	SCHOOL AI INC	6,000.00
SOFTWARE	SKILL STRUCK INC	138,000.00
SOFTWARE	TEST OUT	1,845.00
SOFTWARE	THOMPSON, KRISTAN	280.00
SOFTWARE	UTAH EDUCATION NETWORK	990.00
SOFTWARE	US BANK	8,553.72
SRO OFFICERS	WEST JORDAN POLICE	650,000.00
STAFF REWARDS	ANDERSON, LAUREN	108.83
STAFF REWARDS	ARKO, CHARLENE	3,534.30
STAFF REWARDS	BAGGS, ANDREW	31.28

STAFF REWARDS	BARNES, JAMES	119.89
STAFF REWARDS	BARSON, ALYSSA	129.65
STAFF REWARDS	BERRETT, KELSIE	33.75
STAFF REWARDS	BOLLINGER, LINDSEY	89.77
STAFF REWARDS	BOREN, RAE	343.61
STAFF REWARDS	BSN SPORTS INC	1,057.88
STAFF REWARDS	BURGE, BRENT	75.88
STAFF REWARDS	CHILDS, TRINA	33.22
STAFF REWARDS	CUMMINGS, CARNELL	32.12
STAFF REWARDS	DENT, KRISTEN	43.38
STAFF REWARDS	DRAPER, KELLIANNE	194.65
STAFF REWARDS	DUNCAN, SPENCER	81.89
STAFF REWARDS	FAWCETT, AMANDA	35.73
STAFF REWARDS	FOWLES, MONICA	27.96
STAFF REWARDS	GREENBERG, SAMANTHA	84.44
STAFF REWARDS	GUNN, BRUCE	45.62
STAFF REWARDS	HAWS, PAMELA	65.48
STAFF REWARDS	JARVIS, BRITTNEE	11.32
STAFF REWARDS	KENNEY, RACHELLE	56.27
STAFF REWARDS	KOCHEVAR, JOSEPH	113.77
STAFF REWARDS	LEGGAT, BRYAN	109.59
STAFF REWARDS	NAVRATIL, KIMBERLY	129.71
STAFF REWARDS	PAYTON, BROOKE	93.22
STAFF REWARDS	PRICE, JON	56.14
STAFF REWARDS	PULLAN, JOEL	55.16
STAFF REWARDS	REEDER, CATHRYN	185.21
STAFF REWARDS	ROSTROM, DAVID	106.16
STAFF REWARDS	SIMMONS, KRISTIN	81.34
STAFF REWARDS	SMITH, TIFFANY	75.00
STAFF REWARDS	SMITHS CUSTOMER CHARGES	40.12
STAFF REWARDS	SORENSEN, VALERIE	8.23
STAFF REWARDS	SOUTHWORTH, STEPHANIE	9.19
STAFF REWARDS	TAYLOR, KAMI	449.69
STAFF REWARDS	TOBLER, JENNIFER	79.21
STAFF REWARDS	TRIMMELL, MICHAEL	164.88
STAFF REWARDS	VADEBONCOEUR, AMY	36.74
STAFF REWARDS	VONDWINGELO, REGINA	84.39
STAFF REWARDS	WAITE, ROCHELLE	431.16
STAFF REWARDS	WIEMERS, AMMON	40.03
STAFF REWARDS	YOSPE, ABRAM	87.10
STAFF REWARDS	US BANK	23,072.64
STUDENT REGISTRATIONS	ROWLAND HALL ST MARKS SCH	46.40
STUDENT REGISTRATIONS	US BANK	1,079.00
SUPPLIES	ADAMS, LAURA	35.85
SUPPLIES	ADORNZ	550.00
SUPPLIES	AITKEN, NATALIE	22.79
SUPPLIES	ALEXANDER, MALLORY	19.78

SUPPLIES	ALLAN PLANT COMPANY INC	2,808.00
SUPPLIES	ALLFREY, BRIAN	1,927.63
SUPPLIES	ALLSOP, NATALIE	39.58
SUPPLIES	ALSCO	72.08
SUPPLIES	AMADOR, STACEY	95.99
SUPPLIES	AMANDA DAVIS	61.84
SUPPLIES	AMBER BYLUND	125.35
SUPPLIES	AMES, JILL	36.57
SUPPLIES	AMY BROWN	164.65
SUPPLIES	AMY HUIISH	193.05
SUPPLIES	ANDERSON, ANGELA	133.60
SUPPLIES	ANDERSON, JODI	509.95
SUPPLIES	ANDREASEN, MARIAH	83.23
SUPPLIES	ANNETTE HALL	416.65
SUPPLIES	ARMSTRONG, AUDRA	216.45
SUPPLIES	ARNOLD, CLAREEN	411.95
SUPPLIES	ARTIST CORNER	698.71
SUPPLIES	ASHLEY HATCH	20.98
SUPPLIES	ASSOCIATED BUSINESS TECHNOLOGIES	1,403.00
SUPPLIES	AUELUA, KARLI	717.99
SUPPLIES	AVERY, AMBER	73.94
SUPPLIES	AYLIN VAZQUEZ	123.67
SUPPLIES	BAGGETT, TAMARA	94.86
SUPPLIES	BAIR, DEEPIKA	976.56
SUPPLIES	BAKER, HEIDI	112.70
SUPPLIES	BARCLAY, JEFFREY	227.96
SUPPLIES	BARKDULL, CHRISTY	84.47
SUPPLIES	BARNES, JAMES	50.72
SUPPLIES	BARTON, JOSIE	321.90
SUPPLIES	BARTON, SHAUNA	19.26
SUPPLIES	BASIN SCHOLASTIC	22,380.30
SUPPLIES	BATEMAN, LISA	260.99
SUPPLIES	BAUM, ASHLEY	470.62
SUPPLIES	BAUMGART, JENNA	669.24
SUPPLIES	BAY, ANNA	16.08
SUPPLIES	BE SEEN PROMOTIONS	1,228.00
SUPPLIES	BEAIRD, KRISTINE	28.93
SUPPLIES	BELL PRINTING AND DESIGN	6,277.89
SUPPLIES	BENTLEY, SARAH	11.00
SUPPLIES	BERBER, ALINA	634.12
SUPPLIES	BERNHARD, KERILYN	18.77
SUPPLIES	BERNIER, SALWA	25.15
SUPPLIES	BERRETTS BLOSSOMS	282.70
SUPPLIES	BERT MURDOCK MUSIC INC	135.00
SUPPLIES	BEST, JULIANNE	5.00
SUPPLIES	BEZZANT, BRANDI	23.23
SUPPLIES	BISPO TRINDADE, VITOR SUEDE	66.05

SUPPLIES	BLACK, HEATHER	27.87
SUPPLIES	BLAKE, KAREN	77.56
SUPPLIES	BLUNCK, ELIZABETH	106.71
SUPPLIES	BOATHOUSE SPORTS LTD	1,080.45
SUPPLIES	BOBBI ANDERSON	225.00
SUPPLIES	BOEHME, AMY	37.16
SUPPLIES	BOLT AND NUT SUPPLY	78.88
SUPPLIES	BOREN, RAE	63.68
SUPPLIES	BOS, KRISTY	20.11
SUPPLIES	BOWS BY ALLY	1,110.00
SUPPLIES	BRANDON THOMAS ART AND DESIGN LLC	624.00
SUPPLIES	BRIGGS, STEVEN	59.96
SUPPLIES	BRITTANY NEWBOLD	110.25
SUPPLIES	BRITTNEY SORENSEN	464.02
SUPPLIES	BROADBENT, SARAH	75.89
SUPPLIES	BROCK OPTICAL INC	1,440.00
SUPPLIES	BROTHERS, JOSHUA	63.69
SUPPLIES	BROWN, TONIQUE	208.16
SUPPLIES	BRUNER, JANA	15.54
SUPPLIES	BSN SPORTS INC	13,752.10
SUPPLIES	BULK BOOKSTORE	1,505.00
SUPPLIES	BURKE, BRIAN	261.72
SUPPLIES	BURNETT, MEGAN	92.91
SUPPLIES	BURTON, SARAH	6.42
SUPPLIES	BURTON, VANESSA	20.87
SUPPLIES	BUSS, STACY	20.47
SUPPLIES	BUTTERFIELD, LACEY	82.57
SUPPLIES	BYU CONTINUING EDUCATION	11,310.00
SUPPLIES	CALHOUN, TRISH	37.36
SUPPLIES	CAMPOS, VYNESSA	28.67
SUPPLIES	CANON SOLUTIONS AMERICA INC	776.00
SUPPLIES	CANYONS SCHOOL DISTRICT	134.00
SUPPLIES	CARPENTER, MELINDA	40.72
SUPPLIES	CARRANZA, HAYDEE	89.58
SUPPLIES	CARROLL, MINDY	84.39
SUPPLIES	CASTOR, DAPHNE	53.73
SUPPLIES	CATTEN, MCKENZIE	44.15
SUPPLIES	CENTENNIAL SALES	378.66
SUPPLIES	CHRISTENSEN, CHELSEA	10.25
SUPPLIES	CHRISTENSEN, MIKAYLA	224.50
SUPPLIES	CHRISTIANSSEN, ROSANNE	42.18
SUPPLIES	CINDY DENAMUR	28.15
SUPPLIES	CINDY TENNEY	33.10
SUPPLIES	CLARK, CHARITY	66.23
SUPPLIES	CLARK, KATHYRNE	30.71
SUPPLIES	CLAYTON, RICHARD JR	24.39
SUPPLIES	CLELLAND, ERIN	37.06

SUPPLIES	COBURN, MACKENZIE	639.73
SUPPLIES	COLONIAL FLAG AND SPECIALTY COMPANY	353.00
SUPPLIES	COOPER, EMILY	53.77
SUPPLIES	CORI SKIBY	426.00
SUPPLIES	CRAFT SUPPLIES	417.81
SUPPLIES	CREVELING, SUSAN	27.77
SUPPLIES	CREW COLORS LLC	1,506.00
SUPPLIES	CRIVELLO, MEGAN	90.65
SUPPLIES	CUMMINGS, MELISSA	186.92
SUPPLIES	CURDIE-ASHLEY, JENNIFER	602.61
SUPPLIES	CUSTOM INK	914.60
SUPPLIES	DAINS, MARIKA	20.38
SUPPLIES	DALSOGLIO, MICHAEL	35.89
SUPPLIES	DANIKA GIANEE CRESPO	181.17
SUPPLIES	DASTRUP, DAYNE	24.35
SUPPLIES	DAVIDSON, CARRIE	46.15
SUPPLIES	DAVIS, AMANDA	99.49
SUPPLIES	DAVIS-NORDFELT, CYNTHIA	861.75
SUPPLIES	DAY MURRAY MUSIC	231.16
SUPPLIES	DE LIMA RABELO, EDSON	196.49
SUPPLIES	DEHAAN, KELLY	155.58
SUPPLIES	DEVILLIERS, LINDA	118.16
SUPPLIES	DICK BLICK COMPANY	680.65
SUPPLIES	DIPO, BRAYDEN	83.40
SUPPLIES	DISKIN, TATIA	2.49
SUPPLIES	DODGE, TIFFANY	25.45
SUPPLIES	DOFFERMYRE, DANIEL	250.00
SUPPLIES	DRAKE, SUZANNE	65.64
SUPPLIES	DRAUT, DAVID	255.50
SUPPLIES	DUNCAN, SPENCER	221.52
SUPPLIES	DYNASTY ATHLETICS LLC	1,785.00
SUPPLIES	EDGEL, CHRISTYN	118.57
SUPPLIES	EDWARDS, JEREMIAH	36.37
SUPPLIES	EGAN, LAURIE	72.04
SUPPLIES	EKINS, AMANDA	92.96
SUPPLIES	ELDEEN, RACHEL	64.31
SUPPLIES	ELIZABETH MERRITT	9.27
SUPPLIES	ELLIS, HEATHER	182.30
SUPPLIES	ELOFF, SHERRIE	111.70
SUPPLIES	EMMETT, LINDSAY	86.13
SUPPLIES	EMPIRE ACTIVE BY BACKSTAGE	11,107.50
SUPPLIES	ENCE, RONALD	78.19
SUPPLIES	ENGBERSON, KEVIN	48.03
SUPPLIES	ENGLESTEAD, CHASE	334.18
SUPPLIES	ERICA SWENSON	360.00
SUPPLIES	ERICKSON, PAMELA	911.03
SUPPLIES	ERNESTO CHAVEZ	38.61

SUPPLIES	EVANS, GABRIELLE	43.59
SUPPLIES	EXPLORE LEARNING LLC	5,634.45
SUPPLIES	FEIST, MADISON	191.36
SUPPLIES	FERGUSON, ELLY	69.68
SUPPLIES	FISH, AUDREY	42.66
SUPPLIES	FISHER, MELANIE	15.14
SUPPLIES	FISO, CORRINE	130.40
SUPPLIES	FITZGERALD, SUSAN	349.61
SUPPLIES	FJELDSTED, HOLLY	60.56
SUPPLIES	FLINN SCIENTIFIC	1,508.36
SUPPLIES	FLORA SOURCE LTD	257.32
SUPPLIES	FLORES, JOHN	660.05
SUPPLIES	FOLTZ, LESLIE	175.10
SUPPLIES	FORD, EMILY	233.98
SUPPLIES	FRAILEY, JILL	9.19
SUPPLIES	FRAZIER, CARI	61.49
SUPPLIES	FRISCHKNECHT, KIRA	51.61
SUPPLIES	GANSKE, PAMELA	2.70
SUPPLIES	GARRIDO CARDENAS, ANGELICA	417.73
SUPPLIES	GIFFEN, KELLY	156.65
SUPPLIES	GILBERT, HEATHER	11.78
SUPPLIES	GINGER HEALY	574.20
SUPPLIES	GOMEZ, MANDY	34.88
SUPPLIES	GOOCH, KATIE	128.98
SUPPLIES	GOODRICH, KEITH	57.87
SUPPLIES	GOPHER SPORT	1,057.19
SUPPLIES	GORRINGE, MALLORY	80.44
SUPPLIES	GOTBERG, PATRICIA	412.09
SUPPLIES	GOUDY, ELLERY	55.23
SUPPLIES	GRABER, DARIN	184.24
SUPPLIES	GRABLE, TRENT	41.12
SUPPLIES	GREAT ARTIST PROGRAM	1,430.00
SUPPLIES	GREENWOOD, RACHAEL	65.55
SUPPLIES	GREGERSON, ROYANN	54.64
SUPPLIES	GRIDLEY, ASHLEY	146.24
SUPPLIES	GRIFFIN, EDITH	14.98
SUPPLIES	GRIFFITHS, TERESA	75.54
SUPPLIES	GUILLEN SANGUINO, MANGER	18.72
SUPPLIES	GURNEY, NICOLE	82.87
SUPPLIES	HALBERT, RONALD JR	33.09
SUPPLIES	HALL, BRYCE	237.87
SUPPLIES	HALL, REBECCA	62.21
SUPPLIES	HANSEN, ANGELA	16.02
SUPPLIES	HANSEN, MARCUS	16.07
SUPPLIES	HANSEN-SMITH, EMILY	100.00
SUPPLIES	HARRIS, REBECCA	69.42
SUPPLIES	HASLAM, SADIE	46.48

SUPPLIES	HATCH, SARAH	59.60
SUPPLIES	HATCH, TAYLOR	44.96
SUPPLIES	HAULWAY STORAGE CONTAINERS INC	60.06
SUPPLIES	HEAPS, ABBIE	50.43
SUPPLIES	HEATHER JEPPSEN	375.38
SUPPLIES	HEATON, LORI	450.09
SUPPLIES	HEITZ, NED	743.39
SUPPLIES	HERMAN WARNAS	75.02
SUPPLIES	HERMANSEN, HILLARY	88.06
SUPPLIES	HILDA CASTRO	36.40
SUPPLIES	HILLCREST GLASS AND PAINT	2,066.10
SUPPLIES	HILLSIDE FLORAL	262.76
SUPPLIES	HINOJOSA, ANDREA	8.57
SUPPLIES	HODGES BADGE COMPANY INC	297.58
SUPPLIES	HOFHEINS, MINDEE	24.39
SUPPLIES	HOGGARD, LAURA	65.88
SUPPLIES	HOLLY SMITH	35.14
SUPPLIES	HOLMAN, VALERIE	67.70
SUPPLIES	HOLMES, STACY	130.26
SUPPLIES	HOLYOAK, MEAGAN	239.19
SUPPLIES	HOME DEPOT	86.94
SUPPLIES	HORNE, CHARITY	23.56
SUPPLIES	HOWLAND, DEVIONARE	14.95
SUPPLIES	HOYT, MELISSA	6.97
SUPPLIES	HUIH, TRACY	177.41
SUPPLIES	HULTS, CHRISTOPHER	291.87
SUPPLIES	HUMPHREY, HOLLY	20.36
SUPPLIES	IC GROUP	212.45
SUPPLIES	INFERNO DANCE LLC	15,365.00
SUPPLIES	INNOVATIVE PRINT CONSULTING LLC	8,878.00
SUPPLIES	INTERMOUNTAIN WOOD PRODUCTS	480.55
SUPPLIES	IPRINT TECHNOLOGIES	858.00
SUPPLIES	J CASTLETON ENTERPRISES LLC	1,008.00
SUPPLIES	JACKSON, PHILLIP	215.16
SUPPLIES	JACOBSON, DENELLE	5.37
SUPPLIES	JARRETT, JAN	279.29
SUPPLIES	JAYDA MEADOWS	50.00
SUPPLIES	JENKINS, LYNETTE	26.80
SUPPLIES	JENNIFER SOSA	15.37
SUPPLIES	JENNIFER WARNAS	51.16
SUPPLIES	JENSON, KIRSTEN	9.99
SUPPLIES	JO AND JAX	509.85
SUPPLIES	JODI BARTON	622.00
SUPPLIES	JODI HOUSTON	46.21
SUPPLIES	JOHNSON, GRETCHEN	80.18
SUPPLIES	JOHNSON, JERUSHA	394.84
SUPPLIES	JORDAN EDUCATION FOUNDATION	18,449.05

SUPPLIES	JORGENSEN, BEN	96.50
SUPPLIES	JOSH DOWNS LLC	510.00
SUPPLIES	JOSTENS INC	4,720.86
SUPPLIES	JW PEPPER AND SON INC	131.48
SUPPLIES	KAHLE, TAMERA	102.26
SUPPLIES	KAMMERMAN, RANDALL	784.00
SUPPLIES	KANEEN, CHRISTIAN	361.95
SUPPLIES	KARTCHNER, CAMILLE	34.96
SUPPLIES	KATHY ELDRIDGE	386.99
SUPPLIES	KATIE BATEMAN	54.14
SUPPLIES	KAWAKAMI, NICOLE	60.06
SUPPLIES	KIDD, SHAWN	1,942.83
SUPPLIES	KIM ALLFREY	200.00
SUPPLIES	KING, ALEXANDER	2,215.55
SUPPLIES	KLASSIC SALES LLC	2,802.44
SUPPLIES	KNIGHT, ABBEY	216.74
SUPPLIES	NOBEL, KIRSTEN	235.00
SUPPLIES	KRISTIN RICHARDS	169.00
SUPPLIES	KROLL, BRIANA	85.54
SUPPLIES	KUMP, CHRISTEEN	16.14
SUPPLIES	LACAYO DE RODAS, LAUREN	82.81
SUPPLIES	LAILA DOCTOR	172.14
SUPPLIES	LAKESHORE LEARNING MATERIALS	78.04
SUPPLIES	LAMBERT, JACK	176.14
SUPPLIES	LAMELA PABLOS, FRANCISCO JAVIER	10.18
SUPPLIES	LANDIS, TIMOTHY	253.90
SUPPLIES	LARSEN, CAMMIE CHAE	55.62
SUPPLIES	LARUE, EMILY	305.53
SUPPLIES	LAURA NIELSEN	72.89
SUPPLIES	LAW, ALYSON	10.81
SUPPLIES	LEE, SILVINA	26.73
SUPPLIES	LEISTER, HEATHER	126.25
SUPPLIES	LES OLSON CO	122.00
SUPPLIES	LEVEL LEARNING INC	2,810.00
SUPPLIES	LEXIA LEARNING SYSTEMS INC	4,200.00
SUPPLIES	LI, SHASHA	92.57
SUPPLIES	LINDSAY, SHARON	5.09
SUPPLIES	LOTTS ORIGINALS	42.00
SUPPLIES	LOWES CREDIT SERVICES	885.73
SUPPLIES	LUCZAK, MADELINE	10.71
SUPPLIES	LYON PRINTING	2,280.00
SUPPLIES	LYON, CHRISTOPHER	52.95
SUPPLIES	MACBEATH HARDWOOD COMPANY	4,860.90
SUPPLIES	MACEYS FOOD AND DRUG	24.84
SUPPLIES	MACHINE TOOLS WEST	1,018.90
SUPPLIES	MACK, MELINDA	140.16
SUPPLIES	MADY NETO	70.97

SUPPLIES	MALLORY SAFETY AND SUPPLY LLC	141.55
SUPPLIES	MALMBERG, KELLI	63.76
SUPPLIES	MARCHANT DESIGN	3,762.50
SUPPLIES	MARCY CAMPBELL	55.00
SUPPLIES	MARIA TEGTMEIER	70.64
SUPPLIES	MARSHALL INDUSTRIES INC	5,668.00
SUPPLIES	MARSHALL-AZARES, PATRICIA	448.97
SUPPLIES	MARTIN, CASSANDRA	28.19
SUPPLIES	MARTIN, DAVID	184.28
SUPPLIES	MARTIN, JENNY	181.16
SUPPLIES	MARTIN, KAYLA	1,200.49
SUPPLIES	MARTINELLI BELL'AVER, JESSICA	49.15
SUPPLIES	MARTINEZ, SAMANTHA	46.92
SUPPLIES	MASCOT JUNCTION INC	2,930.00
SUPPLIES	MASINA, KAREN	54.59
SUPPLIES	MASON, BRETT	32.14
SUPPLIES	MASON, CHARRON	99.00
SUPPLIES	MASTER TEACHER THE	395.20
SUPPLIES	MAXWELL, JEANA	89.52
SUPPLIES	MCCALL, JANET	7.50
SUPPLIES	MCCORMICKS	652.27
SUPPLIES	MCDANIEL, MARGARET	27.08
SUPPLIES	MCDUGAL, NANCY	120.41
SUPPLIES	MCDUGAL, SANDRA	22.70
SUPPLIES	MCGEE STAMP AND TROPHY CO	24.68
SUPPLIES	MCINTOSH COMMUNICATIONS LLC	112.00
SUPPLIES	MCINTYRE, CHRISTINE	7.16
SUPPLIES	MCKISSICK, HEIDI	105.10
SUPPLIES	MCMULLIN, AMY	282.97
SUPPLIES	MCPHERSON, KELLY	214.65
SUPPLIES	MCR MEDICAL SUPPLY	1,102.50
SUPPLIES	MELISSA PACE	45.54
SUPPLIES	MENG, KRISTINA	511.82
SUPPLIES	MERRICK, NANCY	102.04
SUPPLIES	MESSERVY, PEGGY	163.90
SUPPLIES	METALMART INC	1,227.81
SUPPLIES	METCALF, MEGAN	41.71
SUPPLIES	METEOR EDUCATION LLC	1,777.25
SUPPLIES	MEYERS, KIMBERLY	53.65
SUPPLIES	MICHAEL DENNIS BARNEY	217.00
SUPPLIES	MICHELLE PERRY	101.83
SUPPLIES	MICHELTEN, ROBIN	105.65
SUPPLIES	MIDWEST FLOOR CVRNGS INC	336.15
SUPPLIES	MIETCHEN, MATTHEW	434.86
SUPPLIES	MILLER, LORI	60.45
SUPPLIES	MINDY BURBIDGE	106.13
SUPPLIES	MIRANDA PULIDO	50.00

SUPPLIES	MITTLEMAN, MEGAN	96.34
SUPPLIES	MONSEN, MELISSA	64.80
SUPPLIES	MOON, ASHLEY	72.83
SUPPLIES	MORRELL, JORDAN	452.00
SUPPLIES	MORRILL, LINDSEY	180.86
SUPPLIES	MORRISON, GENELLE	6.59
SUPPLIES	MOSS, SHANNA	86.02
SUPPLIES	MOUNTAIN CREEK PTSA	8,407.00
SUPPLIES	MOURA, EDDIE	58.63
SUPPLIES	MUELLER, JULIANA	223.01
SUPPLIES	MULTI HEALTH SYSTEMS	6,543.04
SUPPLIES	MURCH, MARLYSE	135.41
SUPPLIES	MUSIC AND ARTS CA DEPT	219.52
SUPPLIES	NASCO	177.28
SUPPLIES	NATIONAL COATINGS AND SUPPLIES INC	272.36
SUPPLIES	NATIONAL PEN CORPORATION	256.23
SUPPLIES	NATIONAL WOOD PRODUCTS	582.40
SUPPLIES	NAYLOR, EMILY	40.46
SUPPLIES	NCS PEARSON INC	5,647.26
SUPPLIES	NEELEY, ALISON	53.89
SUPPLIES	NELSON, KENDRA	91.12
SUPPLIES	NEVCO SPORTS LLC	128.93
SUPPLIES	NEWTON, MCKENZIE	213.35
SUPPLIES	NFINITY ATHLETIC LLC	4,760.59
SUPPLIES	NICKERSON, LORI	40.49
SUPPLIES	NIELSEN, NATALIE	412.70
SUPPLIES	NITE SIGNS	55.00
SUPPLIES	NIXON, BOBBIE	127.45
SUPPLIES	O'FARRELL, JODI	31.09
SUPPLIES	O'HARA, KATHLEEN	186.24
SUPPLIES	OAKESON, JULIANNE	87.97
SUPPLIES	OBORN, SARAH	6,163.60
SUPPLIES	ODP BUSINESS SOLUTIONS LLC	23.89
SUPPLIES	OETTLI, AMANDA	585.57
SUPPLIES	OLSEN, MICHELLE	37.08
SUPPLIES	OQUIRRH HILLS MIDDLE SCHOOL PTSA	31,830.00
SUPPLIES	ORME, REAGAN	124.96
SUPPLIES	ORTIZ, JOSE Jr	40.00
SUPPLIES	OTTOWEAR DESIGNS	156.00
SUPPLIES	PACE, SCOTT	485.43
SUPPLIES	PACHECO, MARTHA	26.81
SUPPLIES	PALMER, AMANDA	172.51
SUPPLIES	PAMELA MILLER	184.70
SUPPLIES	PARKER, KRYSTAL	86.69
SUPPLIES	PASTOR FERNANDEZ, YOLANDA	123.85
SUPPLIES	PBIS REWARDS	710.19
SUPPLIES	PERFORMANCE AUDIO	42.47

SUPPLIES	PERKINS, BRYNN	839.30
SUPPLIES	PETERSEN, JENNIFER	50.39
SUPPLIES	PETERSON, AUDREY	137.10
SUPPLIES	PETT, ANDRIA	160.00
SUPPLIES	PETTUS, GEORGE	55.15
SUPPLIES	PETTY CASH	1,971.30
SUPPLIES	PHAM, NHIJUNE	479.17
SUPPLIES	PIERCE, STACY	32.16
SUPPLIES	PIPPIN, TAWNA	42.43
SUPPLIES	POTEKI, MICHELLE	187.06
SUPPLIES	POWELL, THELISSA	111.78
SUPPLIES	PREECE, LUCINDA	36.45
SUPPLIES	PRESTIGE TEAMWEAR LLC	740.00
SUPPLIES	PRICE, KATHLEEN	500.00
SUPPLIES	PRINCE, CYNTHIA	20.37
SUPPLIES	PRINCE, STACEY	415.67
SUPPLIES	PRO ED COMPANY	1,489.40
SUPPLIES	PRUYT, JOLENE	54.27
SUPPLIES	PULLAN, JOEL	20.37
SUPPLIES	QUIZIZZ INC	6,400.00
SUPPLIES	RASBAND, JENNIFER	57.31
SUPPLIES	READING HORIZONS	2,000.00
SUPPLIES	REAGAN MAW	825.00
SUPPLIES	REAL CURRICULUM	745.00
SUPPLIES	REBECCA SORENSEN	733.02
SUPPLIES	REDDISH, JOLEEN	89.51
SUPPLIES	RINDLISBACHER, JARED	11.78
SUPPLIES	RIST, SHELLY	11.85
SUPPLIES	RIVAL STYLE	98.00
SUPPLIES	ROACH, CAROLINE	178.63
SUPPLIES	ROBERT DOBSON	1,029.09
SUPPLIES	ROBERTS, LAURA	33.16
SUPPLIES	ROBERTS, MCKENSEY	309.50
SUPPLIES	ROBERTSON, CAMBRIA	63.49
SUPPLIES	ROBINSON, ASHLEY	67.30
SUPPLIES	ROCHESTER 100 INC	918.50
SUPPLIES	ROCK, SARAH	29.33
SUPPLIES	RODRIGUES COLLACO, LARISSA CARLA	24.08
SUPPLIES	ROE, CONNIE	276.45
SUPPLIES	ROGERS, SALLY	517.87
SUPPLIES	ROSSETTI, MADISON	1,132.56
SUPPLIES	ROSSITER, TAMRA	144.57
SUPPLIES	ROY, CARRIE	21.43
SUPPLIES	RUBALCAVA, JACKIE	106.55
SUPPLIES	RYDIN DECAL	60.29
SUPPLIES	SALT CITY AWARDS	140.00
SUPPLIES	SALT LAKE COMMUNITY COLLEGE	13.00

SUPPLIES	SAMUEL SPECKMAN	2,719.66
SUPPLIES	SAUNDERS, STEPHANIE	150.00
SUPPLIES	SCHAETZ, TAMMY	97.16
SUPPLIES	SCHICK, NOELLE	229.69
SUPPLIES	SCHMIDT, DAVID	19.14
SUPPLIES	SCHNEGGENBURGER, JOHN	74.85
SUPPLIES	SCHOOL MATE	1,010.00
SUPPLIES	SCHOOL OUTFITTERS	22,500.60
SUPPLIES	SCHOOL SPECIALTY	5,162.54
SUPPLIES	SCOTT, BRECKA	728.54
SUPPLIES	SEARLE, LANETTE	74.12
SUPPLIES	SEARLE, STEPHANIE	38.76
SUPPLIES	SHAW, ALLISON	97.37
SUPPLIES	SHOW FILMING	1,875.00
SUPPLIES	SIAVRAKAS, EILEEN	200.00
SUPPLIES	SIERRA FOREST PRODUCTS INC	1,305.00
SUPPLIES	SIGN IT RIGHT	280.00
SUPPLIES	SMITH, CAROLYN	28.36
SUPPLIES	SMITH, ERIKA	34.30
SUPPLIES	SMITH, MARIJANE	42.82
SUPPLIES	SMITH, MEGAN	21.44
SUPPLIES	SMITH, RACHELLE	304.63
SUPPLIES	SMITH, SUSAN	39.21
SUPPLIES	SNAP ON INDUSTRIAL	202.76
SUPPLIES	SOLUTION TREE LLC	5,200.00
SUPPLIES	SOSI, AURO	282.00
SUPPLIES	SOUTH VALLEY	183.00
SUPPLIES	SOUTHWICK, MEGAN	1,092.86
SUPPLIES	SPECTRUM SCREEN PRINTING AND EMBROIDERY LLC	2,800.00
SUPPLIES	SPENCER, LAUREN	20.31
SUPPLIES	SPIRAL BINDING LLC	121.13
SUPPLIES	SPORTS IMPORTS INC	2,839.50
SUPPLIES	SPRAVZOFF-MOHOR, AMANDA	59.22
SUPPLIES	STELTER, MEAGAN	71.22
SUPPLIES	STEVE CONGER ENTERPRISE	281.00
SUPPLIES	STEVE REGAN COMPANY	114.96
SUPPLIES	STEVE WEISS MUSIC	84.95
SUPPLIES	STILSON, KATHERINE	30.28
SUPPLIES	STONE, VALERIE	85.10
SUPPLIES	STOUT, LARA	48.28
SUPPLIES	STRACHAN, SARA	31.66
SUPPLIES	STUTZNEGGER, AMY	189.93
SUPPLIES	SULLIVAN, CONNOR	20.00
SUPPLIES	SUMMERHAYS MUSIC COMPANY	1,740.94
SUPPLIES	SUN LITHOGRAPHING AND PRINT	1,122.20
SUPPLIES	SUNDLOFF, SUZANNE	42.86
SUPPLIES	SUNSTONE POTTERY	4,650.05

SUPPLIES	SW ART GLASS INC	1,805.79
SUPPLIES	SWEETEN, EMILY	357.97
SUPPLIES	SWIG N SWEETS	10,305.00
SUPPLIES	SWIRE COCA COLA USA	153.16
SUPPLIES	TAFT, SHELLEY	12.45
SUPPLIES	TAIMANE TUATAGALOA	108.38
SUPPLIES	TARPENNING, DIONNE	72.26
SUPPLIES	TAYLOR, KATHERINE	100.00
SUPPLIES	TAYLOR, KRISTI	26.20
SUPPLIES	TAYLOR, MARC	50.00
SUPPLIES	TEAM APPAREL AND DESIGN	498.96
SUPPLIES	TEEPLES, CELESTE	80.40
SUPPLIES	TERESSA SCHIERBAUM	76.93
SUPPLIES	TERRY, MARISSA	93.81
SUPPLIES	TETON MUSIC COMPANY	515.00
SUPPLIES	THACKER, DODI	60.56
SUPPLIES	THE HON COMPANY	1,139.49
SUPPLIES	THE LEUKEMIA AND LYMPHOMA SOCIETY	4,291.97
SUPPLIES	THE PINK LEMON	122.00
SUPPLIES	THE TROPHY CASE	545.00
SUPPLIES	THE TROPHY CORNER	3,599.45
SUPPLIES	THEOBALD, LYDIA	267.49
SUPPLIES	THINKING MAPS INC	7,940.00
SUPPLIES	THOMPSON, APRIL	91.67
SUPPLIES	THOMPSON, ASHLEY	22.96
SUPPLIES	THORUP, MEAGAN	49.76
SUPPLIES	TIMONEY, MARISA	132.11
SUPPLIES	TIMOTHY, TORI	76.92
SUPPLIES	TIMPSON, JACOB	110.25
SUPPLIES	TOPONCE, HEATHER	25.65
SUPPLIES	TORRES, ALLYSON	921.15
SUPPLIES	TOTAL BUSINESS SOLUTIONS	1,627.00
SUPPLIES	TOWNSEND, MELISSA	158.42
SUPPLIES	TREASURE TOWER REWARDS	1,020.00
SUPPLIES	TREVINO-KOVACS, AMEE	40.99
SUPPLIES	TROESTER, TRICIA	81.94
SUPPLIES	TURCSANSKI, REBEKAH	49.54
SUPPLIES	TURNER, ANIKA	32.57
SUPPLIES	ULMER, MATHEW	126.90
SUPPLIES	UNIVERSAL ATHLETIC	81,209.61
SUPPLIES	UTAH CORRECTIONAL INDUSTRIES PRINT SHOP	5,489.31
SUPPLIES	UTAH POLE VAULT ACADEMY	8,537.65
SUPPLIES	UTAH PRESS ASSOCIATION INC	810.00
SUPPLIES	UTAH VALLEY UNIVERSITY	1,575.00
SUPPLIES	UVU CONFERENCES & WORKSHOPS	100.00
SUPPLIES	VALLADOLID MEGIA, DANIEL	47.59
SUPPLIES	VAN THIEL BERGHUYS, CAYLI	275.00

SUPPLIES	VASS	2,116.00
SUPPLIES	VERNIEUW, MICHELLE	419.99
SUPPLIES	VS ATHLETICS INC	1,237.99
SUPPLIES	VUKI, JACQUELINE	12.77
SUPPLIES	WAITE, HANNAH	43.03
SUPPLIES	WAITE, ROCHELLE	248.85
SUPPLIES	WALTERS, KATHRYN	74.55
SUPPLIES	WALTON, FRANKIE	8.56
SUPPLIES	WASHINGTON COUNTY SCHOOL DISTRICT	24,900.00
SUPPLIES	WEBER, RACHEL	262.44
SUPPLIES	WEIMER, LINDA	12.85
SUPPLIES	WEIR, JULIE	2,282.58
SUPPLIES	WEST MUSIC	6,680.00
SUPPLIES	WESTERN PSYCH SERVICES	1,931.60
SUPPLIES	WESTWOOD, BRANDY	58.10
SUPPLIES	WHITE, JASON	42.56
SUPPLIES	WHITE, SARENA	80.00
SUPPLIES	WIEMERS, AMMON	81.49
SUPPLIES	WILKINSON, KAYLA	720.72
SUPPLIES	WILLIAMS, JULIE	73.78
SUPPLIES	WILLIS, MICHELLE	4.52
SUPPLIES	WILLSCOT MOBILE MINI	156.30
SUPPLIES	WILSON, EMMA	25.72
SUPPLIES	WILSON, LAWRENCE	600.00
SUPPLIES	WILSON, LORIANNE	142.61
SUPPLIES	WITKOWSKI, REBECCA	114.84
SUPPLIES	WOOD, TASHALYN	97.47
SUPPLIES	WOOD, YVETTE	10.79
SUPPLIES	WOOLSEY, TONYA	94.67
SUPPLIES	WORKMAN, TINA	202.25
SUPPLIES	WRIGHT, JOSHUA	66.06
SUPPLIES	WURTH LOUIS AND COMPANY	574.40
SUPPLIES	WYATT, KELLY	23.57
SUPPLIES	XGRAIN SPORTSWEAR	1,059.00
SUPPLIES	YAO, PINYI	10.71
SUPPLIES	YESCAS DE MEZA, JULIETA	20.31
SUPPLIES	YOSPE, ABRAM	55.57
SUPPLIES	US BANK	742,601.12
SUPPORT VEHICLE FUEL & SHOP SU	STATE OF UTAH FUEL NETWORK	4,933.43
TECHNOLOGY SUPPLIES	APPLE COMPUTER INC	366,048.45
TECHNOLOGY SUPPLIES	ASSOCIATED BUSINESS TECHNOLOGIES	1,337.00
TECHNOLOGY SUPPLIES	AUDIO ENHANCEMENT	1,726.81
TECHNOLOGY SUPPLIES	B AND H PHOTO VIDEO	1,913.00
TECHNOLOGY SUPPLIES	BIRDBRAIN TECHNOLOGIES LLC	2,397.00
TECHNOLOGY SUPPLIES	BLUUM USA INC	805,728.63
TECHNOLOGY SUPPLIES	CALHOUN, TRISH	21.19
TECHNOLOGY SUPPLIES	CLARK WHOLESALE INC	717.00

TECHNOLOGY SUPPLIES	COUNTERTRADE PRODUCTS INC	19,795.90
TECHNOLOGY SUPPLIES	EKINS, AMANDA	49.32
TECHNOLOGY SUPPLIES	FORD AUDIO-VIDEO SYSTEMS LLC	1,611.00
TECHNOLOGY SUPPLIES	FORMATIVE	9,823.00
TECHNOLOGY SUPPLIES	GENERAL COMMUNICATIONS INC	436,181.31
TECHNOLOGY SUPPLIES	GRIFFITHS, TERESA	320.99
TECHNOLOGY SUPPLIES	HOLMES, STACY	42.87
TECHNOLOGY SUPPLIES	HOWARD TECHNOLOGY SOLLUTIONS	775.00
TECHNOLOGY SUPPLIES	INSIGHT PUBLIC SECTOR	1,099.18
TECHNOLOGY SUPPLIES	KUMP, CHRISTEEN	38.48
TECHNOLOGY SUPPLIES	LEE, SILVINA	25.73
TECHNOLOGY SUPPLIES	MCINTOSH COMMUNICATIONS LLC	782.00
TECHNOLOGY SUPPLIES	MICROSOFT CORPORATION	4,232.97
TECHNOLOGY SUPPLIES	MITTLEMAN, MEGAN	36.44
TECHNOLOGY SUPPLIES	MONOPRICE INC	5,341.77
TECHNOLOGY SUPPLIES	MONSEN, MELISSA	34.22
TECHNOLOGY SUPPLIES	MYSTERY SCIENCE INC	1,695.00
TECHNOLOGY SUPPLIES	OZO EDU INC	2,990.00
TECHNOLOGY SUPPLIES	PACIFIC OFFICE AUTOMATION	2,684.00
TECHNOLOGY SUPPLIES	PICTURELINE	4,307.10
TECHNOLOGY SUPPLIES	SHI INTERNATIONAL CORP	30,093.96
TECHNOLOGY SUPPLIES	SPHERO INC	18,425.74
TECHNOLOGY SUPPLIES	UNIVERSAL SYSTEMS INC	5,240.00
TECHNOLOGY SUPPLIES	VLCM	13,143.40
TECHNOLOGY SUPPLIES	WHITE, JASON	19.07
TECHNOLOGY SUPPLIES	WILLIAMS, JULIE	107.20
TECHNOLOGY SUPPLIES	YOSPE, ABRAM	67.63
TECHNOLOGY SUPPLIES	US BANK	36,963.57
TELEPHONE	1WIRE FIBER	77.79
TELEPHONE	AT AND T MOBILITY	172.92
TELEPHONE	CENTRACOM INTERACTIVE	209.92
TELEPHONE	CENTURYLINK	15,223.62
TELEPHONE	VERIZON WIRELESS	16,377.26
TELEPHONE	US BANK	1,289.44
TEXTBOOKS	ARNOLD, CLAREEN	55.75
TEXTBOOKS	BULK BOOKSTORE	1,760.00
TEXTBOOKS	CUSTOM CHEER CHOREO	4,500.00
TEXTBOOKS	DAVIS-NORDFELT, CYNTHIA	45.80
TEXTBOOKS	DAY MURRAY MUSIC	139.44
TEXTBOOKS	EDGEL, CHRISTYN	8.57
TEXTBOOKS	EKINS, AMANDA	89.98
TEXTBOOKS	ERICKSON, PAMELA	188.02
TEXTBOOKS	FOLLETT CONTENT SOLUTIONS LLC	9,104.35
TEXTBOOKS	FRAZIER, CARI	28.06
TEXTBOOKS	IXL LEARNING INC	6,805.00
TEXTBOOKS	JW PEPPER AND SON INC	2,289.93
TEXTBOOKS	KUMP, CHRISTEEN	80.00

TEXTBOOKS	LEXI HUNSAKER	3,000.00
TEXTBOOKS	MCINTYRE, CHRISTINE	200.00
TEXTBOOKS	MOUNTAIN STATE SCHOOLBOOK DEPOSITORY	14,080.09
TEXTBOOKS	NELSON, KENDRA	16.10
TEXTBOOKS	PERMA BOUND	3,080.50
TEXTBOOKS	PULLAN, JOEL	206.71
TEXTBOOKS	SCHOLASTIC BOOK FAIR REGION 10	667.42
TEXTBOOKS	TALES FOR TEACHING LLC	373.50
TEXTBOOKS	THOMPSON, APRIL	35.61
TEXTBOOKS	TRESONA MULTIMEDIA, LLC	1,020.00
TEXTBOOKS	US BANK	15,923.59
TIRES	JACKS TIRE AND OIL MANAGEMENT CO	443.78
TRANSPORTATION OTHER	LEFEVRE, ELIZABETH	236.14
TRANSPORTATION OTHER	WHITING, MADISON	18.00
TRANSPORTATION OTHER	US BANK	647.63
TRAVEL CONVENTION	ANDERSON, MICHAEL	977.81
TRAVEL CONVENTION	ANDOLSEK, MICHAEL	70.00
TRAVEL CONVENTION	BARTHOLOMEW, BRADY	229.00
TRAVEL CONVENTION	BERGSTROM, WENDI	312.25
TRAVEL CONVENTION	BOWMAN, DAVID	12.00
TRAVEL CONVENTION	BRAEGER, DEBORAH	384.68
TRAVEL CONVENTION	DAWSON, MELANIE	365.00
TRAVEL CONVENTION	DELOITTE SERVICES LP	28,600.00
TRAVEL CONVENTION	EGAN, KAREN	300.00
TRAVEL CONVENTION	FELT, ELIZABETH	300.00
TRAVEL CONVENTION	FLAGLER, DOUGLAS	269.84
TRAVEL CONVENTION	GODFREY, ANTHONY	2,087.38
TRAVEL CONVENTION	HAMBLIN, TRAVIS	176.00
TRAVEL CONVENTION	HANSON, DANIELLE	289.00
TRAVEL CONVENTION	IOANE, NOELAPOOMAIKALANI	319.00
TRAVEL CONVENTION	JACK, TRUDY	300.00
TRAVEL CONVENTION	JAMESON, BEN	183.00
TRAVEL CONVENTION	LARSEN, JOHN	550.92
TRAVEL CONVENTION	LARSON, ANDREA	318.54
TRAVEL CONVENTION	LLOYD, KIMBERLY	408.10
TRAVEL CONVENTION	LOVE-DAY, MICHELLE	316.00
TRAVEL CONVENTION	LOVERIDGE, LATRILL	289.00
TRAVEL CONVENTION	MARTIN-LEMASTER, JUNE	229.00
TRAVEL CONVENTION	MITARAI, EMILY	229.00
TRAVEL CONVENTION	MONDRAGON, SHANA	300.00
TRAVEL CONVENTION	MORLEY, BENJAMIN	510.76
TRAVEL CONVENTION	MUTO, ANTHONY	15.00
TRAVEL CONVENTION	PACKER, JODEE	176.00
TRAVEL CONVENTION	PESSETTO, ANN	300.00
TRAVEL CONVENTION	PETERSON, AUDREY	60.00
TRAVEL CONVENTION	RAJCZYK, TAMARA	335.00
TRAVEL CONVENTION	RASMUSSEN, ELIZABETH	226.00

TRAVEL CONVENTION	RIESGRAF, SANDRA	323.33
TRAVEL CONVENTION	SHAH, AMI	318.39
TRAVEL CONVENTION	SKIDMORE, JASON	229.00
TRAVEL CONVENTION	SKILLSUSA UTAH	7,668.00
TRAVEL CONVENTION	SMITH, JENNIFER	300.00
TRAVEL CONVENTION	TAYLOR, CARLETTA	350.00
TRAVEL CONVENTION	TREACY, COREY	308.47
TRAVEL CONVENTION	WIGHTMAN, PAIGE	262.87
TRAVEL CONVENTION	WITHERS, MCKINLEY	424.72
TRAVEL CONVENTION	US BANK	144,863.79
TRAVEL OVERNIGHT STUDENT	AARON MORTENSEN	24.00
TRAVEL OVERNIGHT STUDENT	ADCOCK, DARREN	3,250.00
TRAVEL OVERNIGHT STUDENT	ALL POINTS TRAVEL LLC	450.00
TRAVEL OVERNIGHT STUDENT	DODGE, TIFFANY	527.20
TRAVEL OVERNIGHT STUDENT	EPIC PRODUCTIONS LLC	12,685.00
TRAVEL OVERNIGHT STUDENT	HUDSON, SHANE	173.94
TRAVEL OVERNIGHT STUDENT	INFINITY TOURS AND EVENTS LLC	106,929.00
TRAVEL OVERNIGHT STUDENT	KAMMERMAN, RANDALL	1,530.00
TRAVEL OVERNIGHT STUDENT	LUCHS, JOSHUA	518.63
TRAVEL OVERNIGHT STUDENT	LYCURGUE-EINZING, RUFINE M	176.00
TRAVEL OVERNIGHT STUDENT	PETTY CASH BINGHAM HIGH	240.00
TRAVEL OVERNIGHT STUDENT	PETTY CASH COPPER HILLS	210.00
TRAVEL OVERNIGHT STUDENT	PETTY CASH JATC NORTH	4,770.00
TRAVEL OVERNIGHT STUDENT	PETTY CASH JATC SOUTH	7,670.00
TRAVEL OVERNIGHT STUDENT	SALT LAKE TRAVEL	3,000.00
TRAVEL OVERNIGHT STUDENT	SKILLSUSA UTAH	25,272.00
TRAVEL OVERNIGHT STUDENT	TECHNOLOGY STUDENT ASSOCIATION UTAH TSA	25,278.00
TRAVEL OVERNIGHT STUDENT	TOWNEPLACE SUITES BY MARRIOTT	1,893.51
TRAVEL OVERNIGHT STUDENT	ULMER, MATHEW	200.59
TRAVEL OVERNIGHT STUDENT	UTAH DECA	20,005.00
TRAVEL OVERNIGHT STUDENT	UTAH HEALTH OCCUPATIONS STUDENT OF AM	7,197.25
TRAVEL OVERNIGHT STUDENT	UTAH HOSA FUTURE HEALTH PROFESSIONALS	4,167.25
TRAVEL OVERNIGHT STUDENT	UTAH STATE UNIVERSITY	5,635.00
TRAVEL OVERNIGHT STUDENT	UTAH STATE UNIVERSITY EASTERN	4,775.00
TRAVEL OVERNIGHT STUDENT	US BANK	20,488.56
TUITION OUT OF DISTRICT	ALPINE SCHOOL DISTRICT	2,671.68
TUITION OUT OF DISTRICT	CANYONS SCHOOL DISTRICT	230,585.54
TUITION OUT OF DISTRICT	SALT LAKE SCHOOL DISTRICT	74,976.78
UNEMPLOYMENT INSURANCE	UTAH DEPT WORKFORCE SERVICES	7,164.43
VEHICLE REPAIRS	AAA SPRING SPECIALIST INC	2,651.26
VEHICLE REPAIRS	ADVANCE AUTO PARTS	876.79
VEHICLE REPAIRS	AGN GLASS LLC	1,405.15
VEHICLE REPAIRS	ASSOCIATED TOWING	462.50
VEHICLE REPAIRS	BRYSON SALES AND SERVICE	17,807.61
VEHICLE REPAIRS	CUMMINS INTERMOUNTAIN LLC	2,166.78
VEHICLE REPAIRS	FLEETPRIDE	1,102.27
VEHICLE REPAIRS	GEARHEAD OIL ANALYSIS, LLC	738.15

VEHICLE REPAIRS	GENERATOR EXCHANGE INC	480.00
VEHICLE REPAIRS	GOFF DIESEL INJECTION	2,070.00
VEHICLE REPAIRS	HONNEN EQUIPMENT	739.08
VEHICLE REPAIRS	INDUSTRIAL INJECTION SERVICES INC	397.20
VEHICLE REPAIRS	INTERSTATE BILLING SERVICE INC	23,433.10
VEHICLE REPAIRS	JMAC COMPLETE CAR CARE	924.31
VEHICLE REPAIRS	LARRY H MILLER FORD LINCOLN DRAPER	1,079.90
VEHICLE REPAIRS	LARRY H MILLER SUPER FORD SLC	790.66
VEHICLE REPAIRS	LASERLINE ALIGNMENT OF SALT LAKE INC	360.00
VEHICLE REPAIRS	LEWIS TRANSPORTATION SALES	1,453.93
VEHICLE REPAIRS	LOVE MACHINE COMPANY	1,768.83
VEHICLE REPAIRS	MFCP INC	756.01
VEHICLE REPAIRS	MOUNTAIN WEST TRUCK CENTER IN	2,492.32
VEHICLE REPAIRS	NAPA AUTO PARTS	3,997.91
VEHICLE REPAIRS	SMITH POWER PRODUCTS INC	1,910.28
VEHICLE REPAIRS	US BANK	2,594.28
VEHICLES	KEN GARFF OGDEN LLC	24,675.13
VEHICLES	TALL BOY TRUCK EQUIPMENT	3,770.00
VEHICLES	TIM DAHLE NISSAN	24,564.00
VEHICLES	YOUNG CHEVROLET CO.	65,828.00
VEHICLES	US BANK	1,000.00
WAGE ASSIGN	CALIFORNIA STATE DISTRIBUTION UNIT	432.50
WAGE ASSIGN	CANNON LAW ASSOCIATES	255.95
WAGE ASSIGN	CHAD B MCKAY	36.67
WAGE ASSIGN	CHILD SUPPORT SERVICES	6,983.36
WAGE ASSIGN	DESERT ROCK CAPITAL INC	1,174.62
WAGE ASSIGN	GURSTEL LAW FIRM PC	6.20
WAGE ASSIGN	JENSEN AND SULLIVAN LLC	569.78
WAGE ASSIGN	JOHNSON AND MARK LLC	1,840.55
WAGE ASSIGN	KIRK A CULLIMORE	379.20
WAGE ASSIGN	KNIGHT ADJUSTMENT BUREAU	308.58
WAGE ASSIGN	LIFT CREDIT LLC	1,031.05
WAGE ASSIGN	OLSON SHANER	100.61
WAGE ASSIGN	PRIMUS LAW	1,694.10
WAGE ASSIGN	SEAN D REYES	352.94
WAGE ASSIGN	SOCIAL SECURITY ADMINISTRATION	283.88
WAGE ASSIGN	THE CHERRINGTON FIRM PLLC	257.22
WAGE ASSIGN	UNITED STATES TREASURY	256.00
YEAR BOOK	DANYELLE BADOVINATZ	25.00
GRAND TOTAL		\$ <u>15,173,418.50</u>

FINANCIAL REPORT - MAY 2023

Summary of Funds and Functions Fund # Name

		<u>Examples of Activity</u>
10	General Fund (aka Maintenance and Operations)	K-12 instruction, support services offices
23	Non K-12 Fund	Pre-school, Adult Education, Community Education, coaches/advisor stipends
31	Debt Service Fund	General Obligation Bonds repayment
32	Capital Projects Fund (aka Capital Outlay)	Major construction and maintenance projects; land, bus, and equipment purchases
51	Nutrition Services Fund (aka School Lunch)	School breakfast and lunch sales and all associated costs
60	Health and Accident Self-Insurance Fund	Health, life, disability, and industrial insurance premiums and claims
75	Jordan Education Foundation Fund	Donations earmarked for Foundation

<u>Expenditure Function #</u>	<u>Name</u>	<u>Examples of Activity</u>
1000	Instruction	Student classroom costs; teachers, substitutes, textbooks, supplies, etc.
2100	Support Services - Students	Nurses, psychologists, counselors, Guidance, Planning and Student Services
2200	Support Services - Instructional Staff	Curriculum, teacher professional development, media centers, testing
2300	Support Services - District Administration	Board of Education, superintendent, area administrators of schools
2400	Support Services - School Administration	Principals, assistant principals, office staff, registrars, school postage
2500	Support Services - Business	Business administrator, Accounting, Payroll, Purchasing
2600	Support Services - Operations and Maintenance	Utilities, Custodial, Maintenance, Central Warehouse, property management
2700	Support Services - Transportation	Student transportation to and from school, field trips
2800	Support Services - Other Central	Human Resources, Information Systems, Communications, Insurance Services
3100	Food Services	Nutrition Services
3300	Community Services	Pre-School, Adult Education, Community Education, coaches/advisor stipends, Foundation
4000	Facilities Acquisition and Construction	Major construction and maintenance projects; land, bus, and equipment purchases
5100	Debt Services	Repayment of bonds
8000	Foundation Donations	Donations earmarked for Foundation

Description	2022-23 Revised Budget	Encumbered Amount Monthly	May 2022-23 Activity	2022-23 FYTD Activity	Unencumbered Balance Remaining	Percent
10 MAINTENANCE & OPERATIONS 1000 LOCAL REVENUE						
LOCAL REVENUE	0.00	0.00	0.00	350.00	-350.00	0.00%
AD VALOREM TAXES	148,986,311.67	0.00	352,963.29	154,258,608.88	-5,272,297.21	-3.54%
AD VALOREM TAXES	19,400,388.33	0.00	3,352,586.55	13,601,238.28	5,799,150.05	29.89%
TUITIONS	1,469,346.97	0.00	142,996.46	1,543,999.83	-74,652.86	-5.08%
INVESTMENT EARNINGS	7,990,000.00	0.00	1,824,849.90	11,440,206.99	-3,450,206.99	-43.18%
OTHER LOCAL REVENUE	7,635,723.52	0.00	-354,822.13	3,078,542.65	4,557,180.87	59.68%
LOCAL REVENUE	185,481,770.49	0.00	5,318,574.07	183,922,946.63	1,558,823.86	0.84%
3000 STATE REVENUE						
STATE REVENUE	169,980,722.19	0.00	6,785,005.19	162,861,747.90	7,118,974.29	4.19%
RESTRICTED GRANT OPTIONAL	62,266,206.27	0.00	4,387,958.74	57,952,937.47	4,313,268.80	6.93%
RESTRICTED GRANT VOC & OTHER	26,814,955.92	0.00	1,354,306.70	25,389,069.10	1,425,886.82	5.32%
UNRESTRICTED GRANT BASIC PROG	212,350.18	0.00	16,862.50	185,487.66	26,862.52	12.65%
RESTRICTED GRANT BASIC PROG	10,623,958.62	0.00	858,632.73	9,734,093.54	889,865.08	8.38%
RESTRICTED GRANT SPEC PURPOSE	35,594,193.71	0.00	2,186,352.57	32,957,263.62	2,636,930.09	7.41%
SCHOOL BLDG FOUNDATION AID	4,019,488.16	0.00	488,495.55	3,151,858.87	867,629.29	21.59%
MISCELLANEOUS STATE PROGRAMS	1,441,744.54	0.00	0.00	880,157.36	561,587.18	38.95%
SUPPLEMENTAL APPROPRIATIONS	24,364,553.27	0.00	1,945,427.58	20,675,496.90	3,689,056.37	15.14%
MISCELLANEOUS STATE REVENUE	287,206.77	0.00	480.00	230,745.96	56,460.81	19.66%
STATE REVENUE	335,605,379.63	0.00	18,023,521.56	314,018,858.38	21,586,521.25	6.43%
4000 FEDERAL REVENUE						
UNRESTRICTED GRANT THRU STATE	20,558,548.60	0.00	2,589,860.54	13,307,325.32	7,251,223.28	35.27%
RESTRICTED GRANT DIRECT	762,102.65	0.00	0.00	437,104.50	324,998.15	42.64%
RESTRICTED GRANT THRU STATE	20,096,404.78	0.00	696,690.36	11,574,087.74	8,522,317.04	42.41%
OTHER FEDERAL RESTRICTED	581,819.00	0.00	0.00	321,539.48	260,279.52	44.74%
FEDERAL REVENUE OTHER AGENCIES	190,422.12	0.00	9,390.77	100,012.29	90,409.83	47.48%
FEDERAL NCLB	4,485,006.48	0.00	1,027,052.64	1,852,116.38	2,632,890.10	58.70%
FEDERAL NCLB	65,367.06	0.00	0.00	0.00	65,367.06	100.00%
FEDERAL REVENUE	46,739,670.69	0.00	4,322,994.31	27,592,185.71	19,147,484.98	40.97%
5000 OTHER LOCAL SOURCES						
TRANSFER IN FROM OTHER FUNDS	-348,310.00	0.00	0.00	0.00	-348,310.00	100.00%
OTHER LOCAL SOURCES	-348,310.00	0.00	0.00	0.00	-348,310.00	100.00%

Description	2022-23 Revised Budget	Encumbered Amount	May 2022-23 Monthly Activity	2022-23 FYTD Activity	2022-23 Unencumbered Balance Remaining	Percent
MAINTENANCE & OPERATIONS	567,478,510.81	0.00	27,665,089.94	525,533,990.72	41,944,520.09	7.39%
=====						
STUDENT ACTIVITIES FUND						21
1000 LOCAL REVENUE						
TUITIONS	0.00	0.00	5,126.00	13,066.00	-13,066.00	0.00%
INVESTMENT EARNINGS	272,000.00	0.00	0.00	2,163.53	269,836.47	99.20%
FOUNDATION	200,000.00	0.00	648,327.93	4,400,842.20	-4,200,842.20	-2,100.42%
ACTIVITY	15,250,000.00	0.00	453,693.03	4,736,822.82	10,513,177.18	68.94%
OTHER LOCAL REVENUE	7,550,000.00	0.00	767,589.04	7,647,898.60	-97,898.60	-1.30%
LOCAL REVENUE	23,272,000.00	0.00	1,874,736.00	16,800,793.15	6,471,206.85	27.81%
STUDENT ACTIVITIES FUND	23,272,000.00	0.00	1,874,736.00	16,800,793.15	6,471,206.85	27.81%
=====						
26 Tax Increment						
1000 LOCAL REVENUE						
AD VALOREM TAXES	27,692,999.00	0.00	0.00	0.00	27,692,999.00	100.00%
LOCAL REVENUE	27,692,999.00	0.00	0.00	0.00	27,692,999.00	100.00%
Tax Increment	27,692,999.00	0.00	0.00	0.00	27,692,999.00	100.00%
=====						
31 DEBT SERVICE						
1000 LOCAL REVENUE						
AD VALOREM TAXES	21,492,336.00	0.00	63,580.00	22,351,598.35	-859,262.35	-4.00%
AD VALOREM TAXES	2,797,764.00	0.00	483,616.95	1,962,004.35	835,759.65	29.87%
INVESTMENT EARNINGS	332,800.00	0.00	10,856.72	60,314.78	272,485.22	81.88%
LOCAL REVENUE	24,622,900.00	0.00	558,053.67	24,373,917.48	248,982.52	1.01%
DEBT SERVICE	24,622,900.00	0.00	558,053.67	24,373,917.48	248,982.52	1.01%
=====						
32 CAPITAL OUTLAY						
1000 LOCAL REVENUE						
AD VALOREM TAXES	42,639,316.00	0.00	121,200.43	44,545,449.07	-1,906,133.07	-4.47%
AD VALOREM TAXES	5,817,584.00	0.00	964,779.00	3,914,049.30	1,903,534.70	32.72%
INVESTMENT EARNINGS	2,500,000.00	0.00	198,771.01	569,809.92	1,930,190.08	77.21%
ACTIVITY	100,000.00	0.00	1,825.00	107,783.02	-7,783.02	-7.78%
OTHER LOCAL REVENUE	0.00	0.00	0.00	219,119.00	-219,119.00	0.00%

Description	2022-23 Revised Budget	Encumbered Amount Monthly	May 2022-23 Activity FYTD	2022-23 FYTD Activity	Unencumbered Balance Remaining	Percent
LOCAL REVENUE	51,056,900.00	0.00	1,286,575.44	49,356,210.31	1,700,689.69	3.33%
32 CAPITAL OUTLAY 3000 STATE REVENUE						
RESTRICTED GRANT VOC & OTHER	6,380,971.52	0.00	0.00	6,380,971.52	0.00	0.00%
SCHOOL BLDG FOUNDATION AID	586,021.00	0.00	48,835.06	537,185.69	48,835.31	8.33%
STATE REVENUE	6,966,992.52	0.00	48,835.06	6,918,157.21	48,835.31	0.70%
4000 FEDERAL REVENUE						
FEDERAL REVENUE OTHER AGENCIES	419,258.00	0.00	209,628.90	419,257.80	0.20	0.00%
FEDERAL REVENUE	419,258.00	0.00	209,628.90	419,257.80	0.20	0.00%
5000 OTHER LOCAL SOURCES						
BONDS	37,858,000.00	0.00	0.00	37,858,000.00	0.00	0.00%
SALE OF FIXED ASSETS	50,000.00	0.00	15,848.10	155,435.04	-105,435.04	-210.87%
OTHER LOCAL SOURCES	37,908,000.00	0.00	15,848.10	38,013,435.04	-105,435.04	-0.28%
CAPITAL OUTLAY	96,351,150.52	0.00	1,560,887.50	94,707,060.36	1,644,090.16	1.71%
51 SCHOOL FOODS						
1000 LOCAL REVENUE						
INVESTMENT EARNINGS	482,300.00	0.00	0.00	0.00	482,300.00	100.00%
FOOD SERVICES REVENUE	6,660,000.00	0.00	711,745.70	8,112,188.93	-1,452,188.93	-21.80%
OTHER LOCAL REVENUE	38,000.00	0.00	5,280.33	50,233.63	-12,233.63	-32.19%
LOCAL REVENUE	7,180,300.00	0.00	717,026.03	8,162,422.56	-982,122.56	-13.68%
3000 STATE REVENUE						
RESTRICTED GRANT VOC & OTHER	4,000,000.00	0.00	398,089.60	3,415,921.60	584,078.40	14.60%
STATE REVENUE	4,000,000.00	0.00	398,089.60	3,415,921.60	584,078.40	14.60%

Description	2022-23 Revised Budget	Encumbered Amount Monthly	May 2022-23 Activity	2022-23 FYTD Activity	2022-23 Unencumbered Balance Remaining	Percent
4000 FEDERAL REVENUE						
RESTRICTED GRANT THRU STATE	8,610,000.00	0.00	973,421.47	7,975,395.22	634,604.78	7.37%
FEDERAL REVENUE	8,610,000.00	0.00	973,421.47	7,975,395.22	634,604.78	7.37%
SCHOOL FOODS	19,790,300.00	0.00	2,088,537.10	19,553,739.38	236,560.62	1.20%
HEALTH & ACCIDENT SELF INSURED 1000						60
LOCAL REVENUE						
INVESTMENT EARNINGS	805,200.00	0.00	0.00	0.00	805,200.00	100.00%
OTHER LOCAL REVENUE	42,490,000.00	0.00	3,543,641.52	34,767,544.31	7,722,455.69	18.17%
LOCAL REVENUE	43,295,200.00	0.00	3,543,641.52	34,767,544.31	8,527,655.69	19.70%
HEALTH & ACCIDENT SELF INSURED	43,295,200.00	0.00	3,543,641.52	34,767,544.31	8,527,655.69	19.70%
75 FOUNDATION						
1000 LOCAL REVENUE						
INVESTMENT EARNINGS	30,800.00	0.00	0.00	0.00	30,800.00	100.00%
LOCAL REVENUE	30,800.00	0.00	0.00	0.00	30,800.00	100.00%
2000 FOUNDATION						
FOUNDATION	0.00	0.00	0.00	-604.52	604.52	0.00%
FOUNDATION	0.00	0.00	0.00	-604.52	604.52	0.00%
3000 STATE REVENUE						
UNRESTRICTED GRANT BASIC PROG	0.00	0.00	0.00	-2,183.40	2,183.40	0.00%
STATE REVENUE	0.00	0.00	0.00	-2,183.40	2,183.40	0.00%
5000 OTHER LOCAL SOURCES						
TRANSFER IN FROM OTHER FUNDS	348,310.00	0.00	0.00	0.00	348,310.00	100.00%

Description	2022-23 Revised Budget	Encumbered Amount Monthly	May 2022-23 Activity FYTD	2022-23 FYTD Activity	Unencumbered Balance Remaining	Percent
OTHER LOCAL SOURCES	348,310.00	0.00	0.00	0.00	348,310.00	100.00%
8000 CHALLENGE RACE						
CHALLENGE RACE	2,000,000.00	0.00	10,025.00	487,674.13	1,512,325.87	75.62%
	0.00	0.00	4,754.00	329,381.69	-329,381.69	0.00%
AEROSPACE PROGRAM	0.00	0.00	130,728.85	1,038,451.58	-1,038,451.58	0.00%
CHALLENGE RACE	0.00	0.00	2,724.00	221,175.71	-221,175.71	0.00%
DECA	0.00	0.00	28,990.02	368,115.27	-368,115.27	0.00%
MUSIC PROGRAM	0.00	0.00	-5,481.00	248,725.83	-248,725.83	0.00%
FOUNDATION	0.00	0.00	325.23	21,822.10	-21,822.10	0.00%
DEWYEA'S CLASS	0.00	0.00	672.13	62,832.92	-62,832.92	0.00%
MCLEANS CLASS	0.00	0.00	8,722.84	41,880.88	-41,880.88	0.00%
SANDER'S CLASS	0.00	0.00	530.00	21,296.84	-21,296.84	0.00%

Description	2022-23 Revised Budget	Encumbered Amount	May 2022-23 Monthly Activity	2022-23 FYTD Activity	2022-23 Unencumbered Balance Remaining	Percent
75 FOUNDATION						
8000 CHALLENGE RACE						
CHALLENGE RACE	2,000,000.00	0.00	181,991.07	2,841,356.95	-841,356.95	-42.07%
9000						
	0.00	0.00	0.00	-19,855.28	19,855.28	0.00%
	<u>0.00</u>	<u>0.00</u>	<u>0.00</u>	<u>-19,855.28</u>	<u>19,855.28</u>	<u>0.00%</u>
FOUNDATION	<u>2,379,110.00</u>	<u>0.00</u>	<u>181,991.07</u>	<u>2,818,713.75</u>	<u>-439,603.75</u>	<u>-18.48%</u>
Grand Revenue Totals	804,882,170.33	0.00	37,472,936.80	718,555,759.15	86,326,411.18	10.73%

Number of Accounts: 3693

***** End of report *****

05.23.02.00.00

Board Expense Report (EBRD) (Date: 5/2023)

7:05 AM

Description	2022-23 Revised Budget	Encumbered Amount Monthly	May 2022-23 Activity	2022-23 FYTD Activity	Unencumbered Balance Remaining	Percent
12	MAINTENANCE & OPERATIONS					
1000	INSTRUCTION					
SALARIES	239,374,751.03	0.00	19,371,753.05	168,029,741.79	71,345,009.24	29.80%
EMPLOYEE BENEFITS	85,239,575.75	0.00	6,967,333.66	62,299,546.79	22,940,028.96	26.91%
CONTRACT SERVICES	5,465,450.55	0.00	919,716.77	3,639,316.07	1,826,134.48	33.41%
REPAIRS	119,850.00	1,100.00	16,637.37	78,726.85	40,023.15	33.39%
MISCELLANEOUS	1,551,088.07	233.33	384,774.36	602,411.68	948,443.06	61.15%
SUPPLIES	53,205,442.80	3,433,529.75	2,726,918.67	22,239,034.47	27,532,878.58	51.75%
EQUIPMENT	248,281.88	197,022.19	176,789.69	662,734.49	-611,474.80	-246.28%
OTHER OBJECTS	93,814.00	0.00	2,911.20	116,085.46	-22,271.46	-23.74%
INSTRUCTION	385,298,254.08	3,631,885.27	30,566,834.77	257,667,597.60	123,998,771.21	32.18%
2100	SUPPORT SERVICES STUDENTS					
SALARIES	30,554,361.42	0.00	2,332,883.12	21,248,771.12	9,305,590.30	30.46%
EMPLOYEE BENEFITS	11,376,560.00	0.00	853,426.81	7,812,053.83	3,564,506.17	31.33%
CONTRACT SERVICES	631,654.51	0.01	44,538.04	287,222.67	344,431.83	54.53%
REPAIRS	1,000.00	0.00	0.00	0.00	1,000.00	100.00%
MISCELLANEOUS	123,564.00	2,603.33	9,703.53	71,732.98	49,227.69	39.84%
SUPPLIES	4,130,335.73	21,606.99	17,036.79	135,534.63	3,973,194.11	96.20%
EQUIPMENT	10,000.00	0.00	0.00	0.00	10,000.00	100.00%
OTHER OBJECTS	33,950.00	0.00	2,596.00	13,265.95	20,684.05	60.93%
SUPPORT SERVICES STUDENTS	46,861,425.66	24,210.33	3,260,184.29	29,568,581.18	17,268,634.15	36.85%
2200	SUPPORT SERVICES INSTRCT STAFF					
SALARIES	13,699,863.88	0.00	1,673,631.33	12,043,969.83	1,655,894.05	12.09%
EMPLOYEE BENEFITS	4,954,325.69	0.00	527,651.11	3,940,763.07	1,013,562.62	20.46%
CONTRACT SERVICES	2,913,425.54	90,718.00	208,978.33	1,970,713.31	851,994.23	29.24%
REPAIRS	6,930.00	0.00	0.00	11,101.92	-4,171.92	-60.20%
MISCELLANEOUS	481,926.72	2,600.16	68,570.50	433,035.76	46,290.80	9.61%
SUPPLIES	2,102,592.57	106,003.64	372,298.20	2,007,370.80	-10,781.87	-0.51%
EQUIPMENT	19,800.00	0.00	42.41	4,311.45	15,488.55	78.23%
OTHER OBJECTS	31,537.00	0.00	1,480.00	31,535.46	1.54	0.00%
SUPPORT SERVICES INSTRCT STAFF	24,210,401.40	199,321.80	2,852,651.88	20,442,801.60	3,568,278.00	14.74%
2300	SUPPORT SERVICES DIST GEN ADMN					
SALARIES	2,422,536.29	0.00	201,416.64	2,225,062.54	197,473.75	8.15%
EMPLOYEE BENEFITS	927,656.96	0.00	77,231.73	837,257.27	90,399.69	9.74%
CONTRACT SERVICES	510,072.00	0.00	30,823.99	314,083.16	195,988.84	38.42%
MISCELLANEOUS	163,800.00	0.00	24,560.76	115,291.71	48,508.29	29.61%
SUPPLIES	100,999.00	2,602.00	10,733.54	81,392.07	17,004.93	16.84%
OTHER OBJECTS	55,500.00	0.00	21,750.00	27,656.30	27,843.70	50.17%
SUPPORT SERVICES DIST GEN ADMN	4,180,564.25	2,602.00	366,516.66	3,600,743.05	577,219.20	13.81%
2400	SUPPORT SERVICES SCHOOL ADMIN					

05.23.02.00.00

Board Expense Report (EBRD) (Date: 5/2023)

7:05 AM

Description	2022-23	Encumbered	May 2022-23	2022-23	Unencumbered	Percent
	Revised Budget	Amount Monthly	Activity FYTD	Activity	Balance Remaining	
12	MAINTENANCE & OPERATIONS					
SALARIES	28,564,343.20	0.00	2,333,272.52	24,843,368.47	3,720,974.73	13.03%
EMPLOYEE BENEFITS	10,526,678.05	0.00	862,999.33	9,179,602.27	1,347,075.78	12.80%
CONTRACT SERVICES	0.00	0.00	3,300.57	16,397.46	-16,397.46	0.00%
MISCELLANEOUS	537,736.58	32,618.05	63,195.53	361,289.47	143,829.06	26.75%
SUPPLIES	109,700.00	3,294.00	1,217.64	22,414.37	83,991.63	76.56%
EQUIPMENT	525,924.00	12,973.78	0.00	2,197.00	510,753.22	97.12%
OTHER OBJECTS	2,500.00	0.00	385.00	11,414.03	-8,914.03	-356.56%
SUPPORT SERVICES SCHOOL ADMIN	40,266,881.83	48,885.83	3,264,370.59	34,436,683.07	5,781,312.93	14.36%
2500	SUPPORT SERVICES BUSINESS					
SALARIES	1,986,247.86	0.00	158,136.93	1,757,687.69	228,560.17	11.51%
EMPLOYEE BENEFITS	789,587.80	0.00	65,956.41	728,025.56	61,562.24	7.80%
CONTRACT SERVICES	5,455.00	0.00	3,132.48	13,268.48	-7,813.48	-143.24%
REPAIRS	300.00	0.00	0.00	0.00	300.00	100.00%
MISCELLANEOUS	1,929,535.00	0.00	-66,513.65	1,702,350.42	227,184.58	11.77%
SUPPLIES	23,485.00	172.91	478.11	18,216.36	5,095.73	21.70%
EQUIPMENT	2,655.00	0.00	0.00	2,165.00	490.00	18.46%
OTHER OBJECTS	5,450.00	0.00	555.00	12,007.80	-6,557.80	-120.33%
SUPPORT SERVICES BUSINESS	4,742,715.66	172.91	161,745.28	4,233,721.31	508,821.44	10.73%
2600	OPERATION/MAINT OF PLANT					
SALARIES	19,761,143.41	0.00	1,514,580.13	16,631,444.40	3,129,699.01	15.84%
EMPLOYEE BENEFITS	7,260,737.02	0.00	566,089.88	6,277,646.20	983,090.82	13.54%
CONTRACT SERVICES	202,134.00	0.00	6,178.73	220,005.35	-17,871.35	-8.84%
REPAIRS	1,505,422.00	10,624.07	186,577.12	1,857,492.37	-362,694.44	-24.09%
MISCELLANEOUS	182,550.00	0.00	13,815.72	121,600.27	60,949.73	33.39%
SUPPLIES	19,294,407.10	79,024.36	1,297,060.64	15,933,432.13	3,281,950.61	17.01%
EQUIPMENT	110,000.00	0.00	0.00	0.00	110,000.00	100.00%
OTHER OBJECTS	22,500.00	0.00	122.00	948.76	21,551.24	95.78%
OPERATION/MAINT OF PLANT	48,338,893.53	89,648.43	3,584,424.22	41,042,569.48	7,206,675.62	14.91%
2700	STUDENT TRANSPORTATION SERVICE					
SALARIES	9,971,526.22	0.00	890,031.51	8,342,381.04	1,629,145.18	16.34%
EMPLOYEE BENEFITS	4,173,823.68	0.00	334,818.74	3,221,816.96	952,006.72	22.81%
CONTRACT SERVICES	159,500.00	0.00	31,308.19	313,387.08	-153,887.08	-96.48%
REPAIRS	40,000.00	1,117.46	4,343.00	46,001.90	-7,119.36	-17.80%
MISCELLANEOUS	123,466.40	0.00	2,401.18	102,649.04	20,817.36	16.86%
SUPPLIES	3,126,510.00	11,307.18	186,925.18	1,881,205.46	1,233,997.36	39.47%
EQUIPMENT	35,000.00	0.00	5,314.34	35,289.26	-289.26	-0.83%
OTHER OBJECTS	7,000.00	0.00	485.00	6,600.00	400.00	5.71%
STUDENT TRANSPORTATION SERVICE	17,636,826.30	12,424.64	1,455,627.14	13,949,330.74	3,675,070.92	20.84%
2800	SUPPORT SERVICES CENTRAL					
SALARIES	4,422,390.73	0.00	357,706.60	4,030,499.77	391,890.96	8.86%

Description	2022-23 Revised Budget	Encumbered Amount Monthly	May 2022-23 Activity	2022-23 FYTD Activity	Unencumbered Balance Remaining	Percent
12	MAINTENANCE & OPERATIONS					
EMPLOYEE BENEFITS	1,661,603.78	0.00	139,425.54	1,522,689.81	138,913.97	8.36%
CONTRACT SERVICES	1,353,634.39	4,364.50	468,626.95	1,147,172.77	202,097.12	14.93%
REPAIRS	500,000.00	0.00	0.00	265,352.69	234,647.31	46.93%
MISCELLANEOUS	475,856.61	0.00	20,627.95	326,773.28	149,083.33	31.33%
SUPPLIES	198,859.00	8,598.09	24,324.25	130,997.96	59,262.95	29.80%
EQUIPMENT	2,000.00	0.00	0.00	0.00	2,000.00	100.00%
OTHER OBJECTS	20,867.00	0.00	220.00	18,750.58	2,116.42	10.14%
SUPPORT SERVICES CENTRAL	8,635,211.51	12,962.59	1,010,931.29	7,442,236.86	1,180,012.06	13.67%
3100	FOOD SERVICES					
SALARIES	4,600.00	0.00	0.00	5,423.59	-823.59	-17.90%
EMPLOYEE BENEFITS	1,446.24	0.00	0.00	1,510.07	-63.83	-4.41%
FOOD SERVICES	6,046.24	0.00	0.00	6,933.66	-887.42	-14.68%
3300	COMMUNITY SERVICES					
SALARIES	2,500.00	0.00	0.00	5,039.81	-2,539.81	-101.59%
EMPLOYEE BENEFITS	786.00	0.00	0.00	2,415.44	-1,629.44	-207.31%
COMMUNITY SERVICES	3,286.00	0.00	0.00	7,455.25	-4,169.25	-126.88%
4200	SITE IMPROVEMENT SERVICES					
EQUIPMENT	557,352.00	222,464.00	5,623.56	253,978.47	80,909.53	14.52%
SITE IMPROVEMENT SERVICES	557,352.00	222,464.00	5,623.56	253,978.47	80,909.53	14.52%
MAINTENANCE & OPERATIONS	580,737,858.46	4,244,577.80	46,528,909.68	412,652,632.27	163,840,648.39	28.21%
21	STUDENT ACTIVITIES FUND					
1000	INSTRUCTION					
SALARIES	4,429.00	0.00	77,282.15	906,836.00	-902,407.00	??????????
EMPLOYEE BENEFITS	343.00	0.00	0.00	0.00	343.00	100.00%
CONTRACT SERVICES	6,800,000.00	0.00	178,358.67	936,605.75	5,863,394.25	86.23%
REPAIRS	0.00	0.00	694.78	26,112.86	-26,112.86	0.00%
MISCELLANEOUS	0.00	0.00	527,928.61	4,581,257.96	-4,581,257.96	0.00%
SUPPLIES	14,250,000.00	264,400.29	906,029.31	8,409,871.86	5,575,727.85	39.13%
EQUIPMENT	300,000.00	65,818.65	25,818.66	217,193.33	16,988.02	5.66%
OTHER OBJECTS	2,000,000.00	0.00	126,711.28	664,173.77	1,335,826.23	66.79%
INSTRUCTION	23,354,772.00	330,218.94	1,842,823.46	15,742,051.53	7,282,501.53	31.18%

Description	2022-23 Revised Budget	Encumbered Amount Monthly	May 2022-23 Activity	2022-23 FYTD Activity	2022-23 Unencumbered Balance Remaining	Percent
21 STUDENT ACTIVITIES FUND 1900						
INSTRUCTION						
MISCELLANEOUS	0.00	0.00	0.00	540.00	-540.00	0.00%
INSTRUCTION	0.00	0.00	0.00	540.00	-540.00	0.00%
2200 SUPPORT SERVICES INSTRCT STAFF						
CONTRACT SERVICES	0.00	0.00	375.00	1,226.86	-1,226.86	0.00%
MISCELLANEOUS	0.00	0.00	0.00	317.25	-317.25	0.00%
OTHER OBJECTS	0.00	0.00	35.00	35.00	-35.00	0.00%
SUPPORT SERVICES INSTRCT STAFF	0.00	0.00	410.00	1,579.11	-1,579.11	0.00%
2400 SUPPORT SERVICES SCHOOL ADMIN						
MISCELLANEOUS	0.00	0.00	27.71	27.71	-27.71	0.00%
SUPPORT SERVICES SCHOOL ADMIN	0.00	0.00	27.71	27.71	-27.71	0.00%
STUDENT ACTIVITIES FUND	23,354,772.00	330,218.94	1,843,261.17	15,744,198.35	7,280,354.71	31.17%
26 Tax Increment						
3300 COMMUNITY SERVICES						
OTHER OBJECTS	27,692,999.00	0.00	0.00	0.00	27,692,999.00	100.00%
COMMUNITY SERVICES	27,692,999.00	0.00	0.00	0.00	27,692,999.00	100.00%
Tax Increment	27,692,999.00	0.00	0.00	0.00	27,692,999.00	100.00%
31 DEBT SERVICE						
5100 DEBT SERVICES						
OTHER OBJECTS	25,833,271.00	0.00	22,493,135.64	25,828,271.28	4,999.72	0.02%
DEBT SERVICES	25,833,271.00	0.00	22,493,135.64	25,828,271.28	4,999.72	0.02%

Description	2022-23 Revised Budget	Encumbered Amount Monthly	May 2022-23 Activity FYTD	2022-23 FYTD Activity	Unencumbered Balance Remaining	Percent
32 CAPITAL OUTLAY						
DEBT SERVICE	25,833,271.00	0.00	22,493,135.64	25,828,271.28	4,999.72	0.02%
=====						
1000 INSTRUCTION						
MISCELLANEOUS	0.00	0.00	0.00	-400,000.00	400,000.00	0.00%
SUPPLIES	246,922.64	148.01	0.00	78,903.72	167,870.91	67.99%
INSTRUCTION	246,922.64	148.01	0.00	-321,096.28	567,870.91	229.98%
=====						
2200 SUPPORT SERVICES INSTRCT STAFF						
SUPPLIES	73,174.28	0.00	0.00	69,882.75	3,291.53	4.50%
SUPPORT SERVICES INSTRCT STAFF	73,174.28	0.00	0.00	69,882.75	3,291.53	4.50%
=====						
2300 SUPPORT SERVICES DIST GEN ADMN						
MISCELLANEOUS	100,000.00	0.00	50.00	7,450.00	92,550.00	92.55%
OTHER OBJECTS	0.00	0.00	0.00	111,382.29	-111,382.29	0.00%
SUPPORT SERVICES DIST GEN ADMN	100,000.00	0.00	50.00	118,832.29	-18,832.29	-18.83%
=====						
2600 OPERATION/MAINT OF PLANT						
SALARIES	45,000.00	0.00	0.00	1,364.44	43,635.56	96.97%
EMPLOYEE BENEFITS	0.00	0.00	0.00	394.18	-394.18	0.00%
CONTRACT SERVICES	5,000.00	0.00	-1,562.00	5,525.00	-525.00	-10.50%
REPAIRS	10,000.00	0.00	57.60	5,037.75	4,962.25	49.62%
MISCELLANEOUS	16,400.00	0.00	323.46	3,446.90	12,953.10	78.98%
SUPPLIES	13,200.00	1,197.99	3,443.91	10,346.98	1,655.03	12.54%
OTHER OBJECTS	88,000.00	0.00	550.00	1,350.00	86,650.00	98.47%
OPERATION/MAINT OF PLANT	177,600.00	1,197.99	2,812.97	27,465.25	148,936.76	83.86%
=====						
4000 FACILITIES AQUISITION & CONSTR						
SALARIES	533,199.00	0.00	41,168.28	454,619.30	78,579.70	14.74%
EMPLOYEE BENEFITS	215,908.77	0.00	16,023.79	176,818.52	39,090.25	18.10%
FACILITIES AQUISITION & CONSTR	749,107.77	0.00	57,192.07	631,437.82	117,669.95	15.71%
=====						
4100 SITE ACQUISITION SERVICES						

Description	2022-23		Encumbered	May 2022-23	2022-23	Unencumbered	Percent
	Revised Budget		Amount Monthly	Activity FYTD	Balance Remaining		
32 CAPITAL OUTLAY							
CONTRACT SERVICES	37,000.00		0.00	1,797.50	7,115.00	29,885.00	80.77%
EQUIPMENT	9,700,425.00		0.00	100,000.00	6,301,255.00	3,399,170.00	35.04%
SITE ACQUISITION SERVICES	9,737,425.00	0.00	101,797.50	6,308,370.00	3,429,055.00	35.22%	4200 SITE IMPROVEMENT SERVICES
EQUIPMENT	25,374,833.94		18,143,013.77	1,358,538.35	13,809,487.28	-6,577,667.11	-25.92%
SITE IMPROVEMENT SERVICES	25,374,833.94		18,143,013.77	1,358,538.35	13,809,487.28	-6,577,667.11	-25.92%
4300 ARCHITECTURAL & ENGINEERING							
EQUIPMENT	17,276,795.16		32,194,155.61	2,662,467.12	6,358,410.13	-21,275,770.58	-123.15%
ARCHITECTURAL & ENGINEERING	17,276,795.16		32,194,155.61	2,662,467.12	6,358,410.13	-21,275,770.58	-123.15%
4400 BUILDING REPAIRS & REMODELING							
CONTRACT SERVICES	0.00		0.00	0.00	825.00	-825.00	0.00%
EQUIPMENT	8,181,389.44		3,321,230.55	58,377.69	3,158,287.79	1,701,871.10	20.80%
BUILDING REPAIRS & REMODELING	8,181,389.44		3,321,230.55	58,377.69	3,159,112.79	1,701,046.10	20.79%
4500 BUILDING ACQUISITION/CONSTRUCT							
SUPPLIES	0.00		18.40	0.00	5,135.72	-5,154.12	0.00%
EQUIPMENT	3,523,387.70		318,246.47	311,256.44	2,304,734.13	900,407.10	25.56%
BUILDING ACQUISITION/CONSTRUCT	3,523,387.70		318,264.87	311,256.44	2,309,869.85	895,252.98	25.41%
4600 BUILDING IMPROVEMENT SERVICES							
SUPPLIES	0.00		8,670.58	9,138.21	98,297.71	-106,968.29	0.00%
EQUIPMENT	1,630,500.00		61,029.38	102,047.20	822,555.02	746,915.60	45.81%
BUILDING IMPROVEMENT SERVICES	1,630,500.00		69,699.96	111,185.41	920,852.73	639,947.31	39.25%
4700 DATA PROCESSING							
SUPPLIES	0.00		478.24	4,512.34	411,278.86	-411,757.10	0.00%
EQUIPMENT	2,640,000.00		132,323.86	0.00	2,040,499.13	467,177.01	17.70%

Description	2022-23 Revised Budget	Encumbered Amount Monthly	May 2022-23 Activity	2022-23 FYTD Activity	Unencumbered Balance Remaining	Percent
32 CAPITAL OUTLAY						
DATA PROCESSING	2,640,000.00	132,802.10	4,512.34	2,451,777.99	55,419.91	2.10%
4800 VEHICLES						
EQUIPMENT	2,284,500.00	3,951,039.06	70,598.00	1,493,542.87	-3,160,081.93	-138.33%
VEHICLES	2,284,500.00	3,951,039.06	70,598.00	1,493,542.87	-3,160,081.93	-138.33%
5100 DEBT SERVICES						
OTHER OBJECTS	1,543,364.53	0.00	1,042,388.48	1,544,114.53	-750.00	-0.05%
DEBT SERVICES	1,543,364.53	0.00	1,042,388.48	1,544,114.53	-750.00	-0.05%
5400 OTHER FINANCING SOURCES						
OTHER OBJECTS	1,137,000.00	0.00	1,137,000.00	1,137,000.00	0.00	0.00%
OTHER FINANCING SOURCES	1,137,000.00	0.00	1,137,000.00	1,137,000.00	0.00	0.00%
CAPITAL OUTLAY	74,676,000.46	58,131,551.92	6,918,176.37	40,019,060.00	-23,474,611.46	-31.44%
51 SCHOOL FOODS 1000 INSTRUCTION						
CONTRACT SERVICES	0.00	0.00	14.60	148.24	-148.24	0.00%
SUPPLIES	0.00	0.00	2,231.58	2,531.58	-2,531.58	0.00%
INSTRUCTION	0.00	0.00	2,246.18	2,679.82	-2,679.82	0.00%
3100 FOOD SERVICES						
SALARIES	8,863,439.77	0.00	830,249.37	7,713,269.77	1,150,170.00	12.98%
EMPLOYEE BENEFITS	3,332,273.49	0.00	264,048.83	2,461,625.54	870,647.95	26.13%
CONTRACT SERVICES	255,435.00	50.67	22,230.22	237,799.50	17,584.83	6.88%
MISCELLANEOUS	51,500.00	2,667.60	1,415.30	13,932.70	34,899.70	67.77%
SUPPLIES	12,836,300.00	29,381.09	1,063,026.22	10,079,595.56	2,727,323.35	21.25%
EQUIPMENT	475,000.00	95,535.52	86.00	95,775.58	283,688.90	59.72%
OTHER OBJECTS	1,578,751.00	0.00	0.00	1,041,614.70	537,136.30	34.02%
FOOD SERVICES	27,392,699.26	127,634.88	2,181,055.94	21,643,613.35	5,621,451.03	20.52%

Description	2022-23 Revised Budget	Encumbered Amount	May 2022-23 Monthly Activity	2022-23 FYTD Activity	2022-23 Unencumbered Balance Remaining	Percent
32 CAPITAL OUTLAY						
SCHOOL FOODS	27,392,699.26	127,634.88	2,183,302.12	21,646,293.17	5,618,771.21	20.51%
=====						
60 HEALTH & ACCIDENT SELF INSURED						
2800 SUPPORT SERVICES CENTRAL						
EMPLOYEE BENEFITS	49,827,478.00	0.00	4,665,334.95	41,885,288.06	7,942,189.94	15.94%
CONTRACT SERVICES	2,480,600.00	0.00	182,754.70	2,412,438.00	68,162.00	2.75%
REPAIRS	100.00	0.00	0.00	0.00	100.00	100.00%
MISCELLANEOUS	6,400.00	0.00	603.08	1,243.22	5,156.78	80.57%
SUPPLIES	3,200.00	0.00	22.99	748.45	2,451.55	76.61%
SUPPORT SERVICES CENTRAL	52,317,778.00	0.00	4,848,715.72	44,299,717.73	8,018,060.27	15.33%

Description	2022-23 Revised Budget	Encumbered Amount Monthly	May 2022-23 Activity	2022-23 FYTD Activity	Unencumbered Balance Remaining	Percent
60 HEALTH & ACCIDENT SELF INSURED						
0000 S T E M						
HEALTH & ACCIDENT SELF INSURED	52,317,778.00	0.00	4,848,715.72	44,299,717.73	8,018,060.27	15.33%
75 FOUNDATION						
1000 INSTRUCTION						
CONTRACT SERVICES	0.00	0.00	8.76	92.42	-92.42	0.00%
INSTRUCTION	0.00	0.00	8.76	92.42	-92.42	0.00%
1400 INSTRUCTION						
SUPPLIES	171,000.00	0.00	0.00	0.00	171,000.00	100.00%
INSTRUCTION	171,000.00	0.00	0.00	0.00	171,000.00	100.00%
2200 SUPPORT SERVICES INSTRCT STAFF						
MISCELLANEOUS	21,000.00	0.00	0.00	0.00	21,000.00	100.00%
SUPPORT SERVICES INSTRCT STAFF	21,000.00	0.00	0.00	0.00	21,000.00	100.00%
3300 COMMUNITY SERVICES						
SALARIES	240,163.37	0.00	18,012.17	213,787.58	26,375.79	10.98%
EMPLOYEE BENEFITS	89,976.49	0.00	7,351.09	82,057.51	7,918.98	8.80%
CONTRACT SERVICES	1,750.00	0.00	0.00	2,805.00	-1,055.00	-60.29%
MISCELLANEOUS	5,030.00	0.00	92.40	6,780.30	-1,750.30	-34.80%
SUPPLIES	1,347,152.29	0.00	664.82	14,148.07	1,333,004.22	98.95%
OTHER OBJECTS	4,114.00	0.00	0.00	9,307.25	-5,193.25	-126.23%
COMMUNITY SERVICES	1,688,186.15	0.00	26,120.48	328,885.71	1,359,300.44	80.52%
6500 OTHER FOUNDATION PROGRAMS						
EQUIPMENT	94,000.00	0.00	0.00	0.00	94,000.00	100.00%
OTHER FOUNDATION PROGRAMS	94,000.00	0.00	0.00	0.00	94,000.00	100.00%
8000 5K FUN RUN						

Description	2022-23		Encumbered	May 2022-23		2022-23	Unencumbered	Percent
	Revised Budget		Amount	Monthly Activity	FYTD Activity		Balance Remaining	
CONTRACT SERVICES	15,000.00		0.00		0.00	134.50	14,865.50	99.10%
MISCELLANEOUS	1,000.00		0.00		0.00	2,500.00	-1,500.00	-150.00%
SUPPLIES	35,000.00		0.00		402.09	9,791.32	25,208.68	72.02%
OTHER OBJECTS	20,500.00	0.00	0.00	5,041.65	15,458.35	75.41%	75	FOUNDATION
8000	5K FUN RUN							
<hr/>								
5K FUN RUN	71,500.00		0.00		402.09	17,467.47	54,032.53	75.57%
<hr/>								
8100	OTHER FOUNDATION PROGRAMS							
SUPPLIES	0.00		0.00		0.00	31,440.00	-31,440.00	0.00%
<hr/>								
OTHER FOUNDATION PROGRAMS	0.00		0.00		0.00	31,440.00	-31,440.00	0.00%
<hr/>								
8200	AEROSPACE PROGRAM							
CONTRACT SERVICES	20,000.00		0.00	1,076.68		22,702.68	-2,702.68	-13.51%
REPAIRS	4,500.00		0.00	0.00		0.00	4,500.00	100.00%
MISCELLANEOUS	30,000.00		0.00	360.59		1,536.71	28,463.29	94.88%
SUPPLIES	60,000.00		0.00	42,753.83		706,871.87	-646,871.87	-1,078.12%
OTHER OBJECTS	0.00		0.00	3.00		1,543.00	-1,543.00	0.00%
<hr/>								
AEROSPACE PROGRAM	114,500.00		0.00	44,194.10		732,654.26	-618,154.26	-539.87%
<hr/>								
8300	CHALLENGE RACE							
CONTRACT SERVICES	0.00		0.00		0.00	42,445.00	-42,445.00	0.00%
MISCELLANEOUS	0.00		0.00		0.00	5,298.55	-5,298.55	0.00%
SUPPLIES	0.00		680.02	6,876.03		52,356.39	-53,036.41	0.00%
EQUIPMENT	0.00		0.00		0.00	658.77	-658.77	0.00%
OTHER OBJECTS	0.00		0.00		0.00	100.00	-100.00	0.00%
<hr/>								
CHALLENGE RACE	0.00		680.02	6,876.03		100,858.71	-101,538.73	0.00%
<hr/>								
8400	DECA							
CONTRACT SERVICES	0.00		0.00		0.00	2,125.00	-2,125.00	0.00%
MISCELLANEOUS	0.00		0.00	8,685.93		22,473.55	-22,473.55	0.00%
SUPPLIES	0.00		14,892.61	7,992.49		75,119.12	-90,011.73	0.00%
OTHER OBJECTS	0.00		0.00		0.00	1,515.00	-1,515.00	0.00%
<hr/>								
DECA	0.00		14,892.61	16,678.42		101,232.67	-116,125.28	0.00%

Description	2022-23		Encumbered	May 2022-23	2022-23	Unencumbered	Percent
	Revised Budget		Amount Monthly	Activity FYTD	Activity	Balance Remaining	
8500	MUSIC PROGRAM						
SALARIES	0.00		0.00	0.00	181.03	-181.03	0.00%
MISCELLANEOUS	0.00		0.00	1,155.00	1,628.90	-1,628.90	0.00%
SUPPLIES	0.00		0.00	2,951.26	17,551.52	-17,551.52	0.00%
EQUIPMENT	0.00		0.00	28.99	42,233.78	-42,233.78	0.00%
MUSIC PROGRAM	0.00	0.00	4,135.25	61,595.23	-61,595.23	0.00%	75 FOUNDATION
8600	OTHER FOUNDATION PROGRAMS						
CONTRACT SERVICES	70,000.00		0.00	0.00	660.54	69,339.46	99.06%
SUPPLIES	41,000.00		0.00	741.20	5,601.54	35,398.46	86.34%
EQUIPMENT	101,000.00		0.00	0.00	0.00	101,000.00	100.00%
OTHER FOUNDATION PROGRAMS	212,000.00		0.00	741.20	6,262.08	205,737.92	97.05%
8700	DEWYEA'S CLASS						
SUPPLIES	0.00		6,000.00	2,583.53	7,349.37	-13,349.37	0.00%
EQUIPMENT	0.00		0.00	0.00	25,753.00	-25,753.00	0.00%
DEWYEA'S CLASS	0.00		6,000.00	2,583.53	33,102.37	-39,102.37	0.00%
8800	MCLEAN'S CLASS						
MISCELLANEOUS	0.00		0.00	0.00	154.40	-154.40	0.00%
SUPPLIES	0.00		0.00	915.00	11,973.94	-11,973.94	0.00%
OTHER OBJECTS	0.00		0.00	1,000.00	1,055.00	-1,055.00	0.00%
MCLEAN'S CLASS	0.00		0.00	1,915.00	13,183.34	-13,183.34	0.00%
8900	SANDER'S CLASS						
CONTRACT SERVICES	0.00		0.00	55.00	55.00	-55.00	0.00%
MISCELLANEOUS	0.00		0.00	0.00	427.85	-427.85	0.00%
SUPPLIES	0.00		0.00	747.43	9,961.54	-9,961.54	0.00%
SANDER'S CLASS	0.00		0.00	802.43	10,444.39	-10,444.39	0.00%
9900							
CONTRACT SERVICES	0.00		0.00	0.00	-1,100.00	1,100.00	0.00%
SUPPLIES	0.00		0.00	0.00	-18,315.28	18,315.28	0.00%
OTHER OBJECTS	0.00		0.00	0.00	-440.00	440.00	0.00%
	0.00	0.00	0.00	-19,855.28	19,855.28	0.00%	

Description	2022-23 Revised Budget	Encumbered Amount Monthly	May 2022-23 Activity	2022-23 FYTD Activity	2022-23 Unencumbered Balance Remaining	Percent
FOUNDATION	2,372,186.15	21,572.63	104,457.29	1,417,363.37	933,250.15	39.34%
Grand Expense Totals	814,377,564.33	62,855,556.17	84,919,957.99	561,607,536.17	189,914,471.99	23.32%

Number of Accounts: 39137

***** End of report *****