



Garfield County School District

145 E Center St., Panguitch, UT 84759

Phone: 435-676-8821

AGENDA OF GARFIELD COUNTY SCHOOL DISTRICT BOARD MEETING

The Board of Directors County School District

A Garfield County School District Board Meeting of the Board of Directors of County School District will be held Thursday, September 18, 2025, beginning at 5:00 PM in the Boulder Elementary School , 280 N 200 E, Boulder, UT 84716.

The subjects to be discussed or considered or upon which any formal action may be taken are listed below. Items do not have to be taken in the same order as shown on this meeting notice. Unless removed from the consent agenda, items identified within the consent agenda will be acted on at one time.

I. **Regular Board Meeting**

If necessary, an executive session may be held in accordance with the Utah Code 52-4-205 (Purpose of Closed Meetings).

One or more members of the Board may participate telephonically in accordance with Utah Code 52-4-207 (Electronic Meetings).

Note: Board meeting schedule subject to change. The purpose of the open meetings provisions is to ensure that public bodies take their actions openly and conduct their deliberations openly in accordance with Utah Code 52-4-102(2), with the knowledge of the public. This law is not a mandate that members of the public be permitted to participate or provide comments in all public meetings.

A. **Welcome**

ELECTRONIC PARTICIPATION MAY BE LIMITED BY A SCHEDULED POWER OUTAGE AND IN-PERSON ATTENDANCE IS STRONGLY ENCOURAGED.

The purpose of the open meetings provisions is to ensure that public bodies "take their actions openly" and "conduct their deliberations openly" Code 52-4-102(2), with the knowledge of the public. This law is not a mandate that members of the public be permitted to participate or provide comment in all public meetings.

II. Consent Agenda Items

A. Approve School Board Meeting Minutes

Our adopted rules of Parliamentary Procedure, Robert's Rules, provide for a consent agenda listing several items for approval of the Board by a single motion. Most of the items listed under the consent agenda have gone through Board subcommittee review and recommendation. Documentation concerning these items has been provided to all Board members and the public in advance to assure an extensive and thorough review. Items may be removed from the consent agenda at the request of any board member.

B. Approve Financial Reports

Our adopted rules of Parliamentary Procedure, Robert's Rules, provide for a consent agenda listing several items for approval of the Board by a single motion. Most of the items listed under the consent agenda have gone through Board subcommittee review and recommendation. Documentation concerning these items has been provided to all Board members and the public in advance to assure an extensive and thorough review. Items may be removed from the consent agenda at the request of any board member.

C. Approve Hiring Recommendations

E. Rose-Substitute

L. Bowers- Substitute

K. Brinkerhoff-Substitute

H. Sola-BES Para/Custodian/Food Service

J. Raban- Garfield Online Teacher

A. Bailey- Substitute

H. Gray-BVHS Para

S. Poast-Escalante Substitute

E. Shakespear-BVES RBT Para Specialist

K. Boshell-PES Preschool Sub

W. Raaen- BES Sub

B. Nelson- Para/Librarian

G. Welker-EES Para/Librarian

Our adopted rules of Parliamentary Procedure, Robert's Rules, provide for a consent agenda listing several items for approval of the Board by a single motion. Most of the items listed under the consent agenda have gone through Board subcommittee review and recommendation. Documentation concerning these items has been provided to all Board members and the public in advance to assure an extensive and thorough review. Items may be removed from the consent agenda at the request of any board member.

D. Letters of Resignation

A. Heaton-Substitute

Our adopted rules of Parliamentary Procedure, Robert's Rules, provide for a

consent agenda listing several items for approval of the Board by a single motion. Most of the items listed under the consent agenda have gone through Board subcommittee review and recommendation. Documentation concerning these items has been provided to all Board members and the public in advance to assure an extensive and thorough review. Items may be removed from the consent agenda at the request of any board member.

E. Enrollment Report

Our adopted rules of Parliamentary Procedure, Robert's Rules, provide for a consent agenda listing several items for approval of the Board by a single motion. Most of the items listed under the consent agenda have gone through Board subcommittee review and recommendation. Documentation concerning these items has been provided to all Board members and the public in advance to assure an extensive and thorough review. Items may be removed from the consent agenda at the request of any board member.

F. Home School Affidavits

G. Sports and Transportation Approvals

PHS

- Boys Basketball
- Girls Basketball
- Cheer
- Wrestling

EHS

- Boys Basketball
- Girls Basketball

BVHS

- Boys Basketball
- Girls Basketball
- Wrestling
- Cheer

Submission and Approval Timeline:

1. **Fall Sports Schedules:**
 - Submission: May of the previous school year
 - Approval: June board meeting
2. **Winter Sports Schedules:**
 - Submission: August
 - Approval: September board meeting
3. **Spring Sports Schedules:**
 - Submission: December
 - Approval: January board meeting

4. **Summer Sports Schedules:**

- Submission: April
- Approval: May board meeting

Approval Criteria:

When reviewing sports travel schedules, the board will focus on:

- **Amount of Travel:** Total number and frequency of trips
- **Distance:** Reasonableness and necessity of travel distance
- **Time Out of School:** Impact on instructional time
- **Potential Costs:** Financial implications including transportation, accommodation, and related expenses
- **Approve Schedules:** and all trips over 150 miles.

Coaches' Responsibilities:

- Follow travel procedures: number of chaperones, appropriate accommodations, and use of district vehicles.
- Fill out the trip request form and bus request forms for the school and district level at the time of the trip.

Our adopted rules of Parliamentary Procedure, Robert's Rules, provide for a consent agenda listing several items for approval of the Board by a single motion. Most of the items listed under the consent agenda have gone through Board subcommittee review and recommendation. Documentation concerning these items has been provided to all Board members and the public in advance to assure an extensive and thorough review. Items may be removed from the consent agenda at the request of any board member.

H. Other Travel Approval

Our adopted rules of Parliamentary Procedure, Robert's Rules, provide for a consent agenda listing several items for approval of the Board by a single motion. Most of the items listed under the consent agenda have gone through Board subcommittee review and recommendation. Documentation concerning these items has been provided to all Board members and the public in advance to assure an extensive and thorough review. Items may be removed from the consent agenda at the request of any board member.

I. Trust Lands/TSSA

Approve 2025-2026 School Year Trust Land Plans

<https://schoollandtrust.schools.utah.gov/login?redirect=%2Fhome>

Our adopted rules of Parliamentary Procedure, Robert's Rules, provide for a consent agenda listing several items for approval of the Board by a single motion. Most of the items listed under the consent agenda have gone through Board subcommittee review and recommendation. Documentation concerning these items has been provided to all Board members and the public in advance to assure an extensive and thorough review. Items may be removed from the consent agenda at the request of any board member.

III. Public Comment

A. Public Comment

Please sign the public comment sheet. Include your name and the topic you would like to address with the Board.

Time will be limited to 3 minutes per individual.

Board Statement:

We understand that a number of you may be here to comment on a pending personnel matter. Please bear in mind that the Board has a practice of not commenting on the specifics or on the merits of personnel matters, in particular pending personnel matters. The fact that Board members do not comment in response to public statements about such matters does not mean the Board is not hearing and taking those comments into consideration but rather that the Board is following the established process and procedures for personnel matters. Those processes and procedures are established to protect the interests of the employee and other District staff and the District and the Board, and to maintain the integrity of the process. Those procedures and processes include avenues other than public comment in Board meetings through which information can be provided to the administration and the Board about personnel issues."

Whatever the subject of the comments may be, we encourage those commenting to be civil and courteous to all, even when speaking of those with whom there is disagreement. Public comment in this meeting should not be used to slander or defame any individual. In addition, bear in mind that where public comment relates to issues that are not on the Board's meeting agenda, the Board cannot in any event take action on such issues

Community Comments Format

The following is the format for those who wish to address the Board in Board meeting.

1. There is an agenda time limit of 30 minutes, maximum, for public comment.
2. Patrons who wish to address the Board are asked to sign-up prior to the meeting on a sheet provided at the door.
3. Those addressing the Board are each given 3 minutes.
4. There is no sharing of the 3-minute periods.
5. Speakers are asked to use the microphone that is provided so comments may be recorded.
6. Speakers should introduce themselves so that follow-up can occur.
7. If several patrons wish to address the Board on related issues, a spokesperson should be appointed to make one presentation rather than several.
The representative of a group is given 5 minutes.

8. The Board may ask for the group to raise their hands to see how many are in attendance for a specific issue.

9. If a large group needs more time, the Board may arrange a time for them to meet with district officials and a couple of Board Members.

10. The Board will listen to patrons' concerns, but may not respond or take action during the meeting.

As with other legislative bodies, we have a legal and ethical responsibility to accomplish the greatest good for the greatest number of people. This means that the Board must always base its decisions on what is best for the district as a whole, while trying to accommodate the special interests of local groups.

IV. Reports

A. School Board Report

Myron Cottam

Ralph Perkins

April LeFevre

Curtis Barney

Jared Brems

B. Superintendent Report

C. Business Administrator Report

V. Board Discussion

VI. Board Business

A. Future Board Items

Tentative Board Business Items by Month

B. Set Upcoming Board Meetings

Board Meeting Calendar

VII. Public Comment

Please sign the public comment sheet. Include your name and the topic you would like to address with the Board.

Time will be limited to 3 minutes per individual.

Board Statement:

We understand that a number of you may be here to comment on a pending personnel matter. Please bear in mind that the Board has a practice of not commenting on the specifics or on the merits of personnel matters, in particular pending personnel matters. The fact that Board members do not comment in response to public statements about such matters does not mean the Board is not hearing and taking those comments into consideration but rather that the Board is following the established process and procedures for personnel matters. Those processes and procedures are established to protect the interests of the employee and other District staff and the District and the Board, and to maintain the integrity of the process. Those procedures and processes include avenues other than public

comment in Board meetings through which information can be provided to the administration and the Board about personnel issues."

Whatever the subject of the comments may be, we encourage those commenting to be civil and courteous to all, even when speaking of those with whom there is disagreement. Public comment in this meeting should not be used to slander or defame any individual. In addition, bear in mind that where public comment relates to issues that are not on the Board's meeting agenda, the Board cannot in any event take action on such issues

Community Comments Format

The following is the format for those who wish to address the Board in Board meeting.

1. There is an agenda time limit of 30 minutes, maximum, for public comment.
2. Patrons who wish to address the Board are asked to sign-up prior to the meeting on a sheet provided at the door.
3. Those addressing the Board are each given 3 minutes.
4. There is no sharing of the 3-minute periods.
5. Speakers are asked to use the microphone that is provided so comments may be recorded.
6. Speakers should introduce themselves so that follow-up can occur.
7. If several patrons wish to address the Board on related issues, a spokesperson should be appointed to make one presentation rather than several.
The representative of a group is given 5 minutes.
8. The Board may ask for the group to raise their hands to see how many are in attendance for a specific issue.
9. If a large group needs more time, the Board may arrange a time for them to meet with district officials and a couple of Board Members.
10. The Board will listen to patrons' concerns, but may not respond or take action during the meeting.

As with other legislative bodies, we have a legal and ethical responsibility to accomplish the greatest good for the greatest number of people. This means that the Board must always base its decisions on what is best for the district as a whole, while trying to accommodate the special interests of local groups.

A. Public Comment

Please sign the public comment sheet. Include your name and the topic you would like to address with the Board.

Time will be limited to 3 minutes per individual.

Board Statement:

We understand that a number of you may be here to comment on a pending personnel matter. Please bear in mind that the Board has a practice of not commenting on the specifics or on the merits of personnel matters, in particular

pending personnel matters. The fact that Board members do not comment in response to public statements about such matters does not mean the Board is not hearing and taking those comments into consideration but rather that the Board is following the established process and procedures for personnel matters. Those processes and procedures are established to protect the interests of the employee and other District staff and the District and the Board, and to maintain the integrity of the process. Those procedures and processes include avenues other than public comment in Board meetings through which information can be provided to the administration and the Board about personnel issues."

Whatever the subject of the comments may be, we encourage those commenting to be civil and courteous to all, even when speaking of those with whom there is disagreement. Public comment in this meeting should not be used to slander or defame any individual. In addition, bear in mind that where public comment relates to issues that are not on the Board's meeting agenda, the Board cannot in any event take action on such issues

Community Comments Format

The following is the format for those who wish to address the Board in Board meeting.

1. There is an agenda time limit of 30 minutes, maximum, for public comment.
2. Patrons who wish to address the Board are asked to sign-up prior to the meeting on a sheet provided at the door.
3. Those addressing the Board are each given 3 minutes.
4. There is no sharing of the 3-minute periods.
5. Speakers are asked to use the microphone that is provided so comments may be recorded.
6. Speakers should introduce themselves so that follow-up can occur.
7. If several patrons wish to address the Board on related issues, a spokesperson should be appointed to make one presentation rather than several.
The representative of a group is given 5 minutes.
8. The Board may ask for the group to raise their hands to see how many are in attendance for a specific issue.
9. If a large group needs more time, the Board may arrange a time for them to meet with district officials and a couple of Board Members.
10. The Board will listen to patrons' concerns, but may not respond or take action during the meeting.

As with other legislative bodies, we have a legal and ethical responsibility to accomplish the greatest good for the greatest number of people. This means that the Board must always base its decisions on what is best for the district as a whole, while trying to accommodate the special interests of local groups.

VIII. Board Action Items

- A. PHS Athletic Facility
- IX. Executive Session
 - A. GCSD Rules for Closed Meetings
 - B. Discussion of the character, professional competence, or physical or mental health of an individual.
 - C. Discussion regarding deployment of security personnel, devices or systems
 - D. Strategy to discuss pending or reasonably imminent litigation
 - E. Strategy sessions to discuss collective bargaining
 - F. Strategy sessions to discuss the purchase, exchange or lease of real property
 - G. Strategy sessions to discuss the sale of real estate
 - Strategy sessions to discuss the sale of real estate:
 - 5. Public discussion of the transaction would disclose the value of the property or prevent the board from completing the transaction on the best possible term -and
 - 6. The board has previously given notice that the property would be offered for sale -and-
 - 7. The terms of the sale are publicly disclosed before the board approves the sale
 - H. Investigative proceedings regarding allegations of criminal conduct
- X. Adjournment

Notice of this meeting was .

For the Board

I. Regular Board Meeting

I.A. Welcome

The meeting was called to order at 5:15. All board members were present, including April Lefevre, Myron Cottam, Ralph Perkins, Jared Brems, and Curtis Barney. A reverence was given by Jared and Myron led the group in the Pledge of Allegiance.

II. Consent Agenda Items

A motion was made to approve the consent agenda items with the condition that the Board may work with the superintendent to address any issues that may come up with with the winter schedule. This motion, made by Curtis Barney and seconded by April LeFevre, Carried.

Curtis Barney: Yea, Jared Brems: Yea, Myron Cottam: Yea, April LeFevre: Yea, Ralph Perkins: Yea

Yea: 5, Nay: 0

A motion was made by Curtis to approve the consent agenda conditioned on allowing the Board to work with Superintendent on issues that may arise later with the sports winter schedules. This motion, made by Curtis Barney and seconded by April LeFevre, Carried.

Curtis Barney: Yea, Jared Brems: Yea, Myron Cottam: Yea, April LeFevre: Yea, Ralph Perkins: Yea

Yea: 5, Nay: 0

The Board had some discussion about the consent agenda and the winter sports schedules. The Superintendent reported on some updates to items on the consent agenda. The Board asked clarifying questions about some of the items.

II.A. Approve School Board Meeting Minutes

II.B. Approve Financial Reports

II.C. Approve Hiring Recommendations

II.D. Letters of Resignation

II.E. Enrollment Report

II.F. Home School Affidavits

II.G. Sports and Transportation Approvals

II.H. Other Travel Approval

II.I. Trust Lands/TSSA

III. Public Comment

<http://www.online-stopwatch.com/>

The Board cannot allow members of the public to talk about the deficiencies of others in a public meeting because the Board could be seen as facilitating the public in a slander setting. Remarks of this nature are inappropriate to bring up in the public comment and will not be allowed by the Board. If you have those concerns, you can address them up with the Superintendent.

III.A. Public Comment

Jill congratulated the Superintendent on his becoming the Superintendent of the year. She was also thankful that the Board kept the school open and staffed despite the low student count at the school at Boulder.

IV. Reports

IV.A. School Board Report

The board gave their various reports on their assignments, upcoming USBA trainings, and other matters.

IV.B. Superintendent Report

Superintendent reported on his recent activities and upcoming items. He reported on the visit from the Lt. Governor and the launch of the Volunteer for Good program.

IV.C. Business Administrator Report

Lane reported on the construction progress across the district, the upcoming grant applications for the small schools grants, and other matters.

V. Board Discussion

No board discussion items.

VI. Board Business

VI.A. Future Board Items

VI.B. Set Upcoming Board Meetings

The Board set the next meeting for October 16th at the Garfield County Courthouse in Panguitch.

VII. Public Comment

<http://www.online-stopwatch.com/>

The Board cannot allow members of the public to talk about the deficiencies of others in a public meeting because the Board could be seen as facilitating the public in a slander setting. Remarks of this nature are inappropriate to bring up in the public comment and will not be allowed by the Board. If you have those concerns, you can address them up with the Superintendent.

VII.A. Public Comment

Judith Geil followed up on a Boulder Way Forward program and the status of the 4-H program. The Superintendent confirmed that 4-H funding

VIII. Board Action Items

VIII.A. PHS Athletic Facility

Curtis made a motion to approve the multipurpose athletic facility as the project for the small schools athletic facility grant and to proceed only if approved and to bring the issue back to the Board for consideration if not. This motion, made by Curtis Barney and seconded by Ralph Perkins, Carried.

Curtis Barney: Yea, Jared Brems: Yea, Myron Cottam: Yea, April LeFevre: Yea, Ralph Perkins: Yea

Yea: 5, Nay: 0

Lane introduced the project and discussed the need for the facility. He answered questions from the Board about the size and design of the building.

IX. Executive Session

A motion was made to go into executive session for items B, D, and F. This motion, made by Myron Cottam and seconded by April LeFevre, Carried.

Curtis Barney: Yea, Jared Brems: Yea, Myron Cottam: Yea, April LeFevre: Yea, Ralph Perkins: Yea

Yea: 5, Nay: 0

IX.A. GCSD Rules for Closed Meetings

IX.B. Discussion of the character, professional competence, or physical or mental health of an individual.

IX.C. Discussion regarding deployment of security personnel, devices or systems

IX.D. Strategy to discuss pending or reasonably imminent litigation

IX.E. Strategy sessions to discuss collective bargaining

IX.F. Strategy sessions to discuss the purchase, exchange or lease of real property

IX.G. Strategy sessions to discuss the sale of real estate

IX.H. Investigative proceedings regarding allegations of criminal conduct

X. Adjournment

A motion was made to leave executive session. This motion, made by Curtis Barney and seconded by Myron Cottam, Carried.

Curtis Barney: Yea, Jared Brems: Yea, Myron Cottam: Yea, April LeFevre: Yea, Ralph Perkins: Yea

Yea: 5, Nay: 0

The meeting was adjourned at 6:49 PM.

Agenda

- I. Regular Board Meeting
 - I.A. Welcome
- II. Consent Agenda Items
 - II.A. Approve School Board Meeting Minutes
 - II.B. Approve Financial Reports
 - II.C. Approve Hiring Recommendations
 - II.D. Letters of Resignation
 - II.E. Enrollment Report
 - II.F. Home School Affidavits

 - II.G. Sports and Transportation Approvals
 - II.H. Other Travel Approval
 - II.I. Trust Lands/TSSA
- III. Public Comment
- IV. Reports
 - IV.A. School Board Report
 - IV.B. Superintendent Report
 - IV.C. Business Administrator Report
 - IV.D. Adult Ed Program
 - IV.E. School Safety & Security Specialist Report
- V. Board Discussion
 - V.A. District Grade Requirements for Athletics
- VI. Board Business
 - VI.A. Future Board Items
 - VI.B. Set Upcoming Board Meetings
- VII. Public Comment
 - VII.A. Public Comment
- VIII. Board Action Items
 - VIII.A. Policy DKAA-A Final Reading
 - VIII.B. Policy DKAA-B Final Reading
 - VIII.C. LEA Specific Licenses
 - VIII.D. DKE Postpartum and Parental Leave Policy
 - VIII.E. Purchase of Dodge Ram Truck
 - VIII.F. Approve Contractor to Install Boilers at BVHS
- IX. Executive Session
 - IX.A. GCSD Rules for Closed Meetings
 - IX.B. Discussion of the character, professional competence, or physical or mental health of an individual.

- IX.C. Discussion regarding deployment of security personnel, devices or systems
- IX.D. Strategy to discuss pending or reasonably imminent litigation
- IX.E. Strategy sessions to discuss collective bargaining
- IX.F. Strategy sessions to discuss the purchase, exchange or lease of real property
- IX.G. Strategy sessions to discuss the sale of real estate
- IX.H. Investigative proceedings regarding allegations of criminal conduct
- X. Adjournment

Garfield County School District Board Meeting

Thursday, July 17, 2025 5:00 PM

Bryce Valley Elementary School, 500 W Center St, Tropic, UT 84776

I. Regular Board Meeting

Action(s):

Motion to approve the consent agenda. This motion, made by Myron Cottam and seconded by Curtis Barney, Carried.

Voting Detail:

Curtis Barney: Yea

Jared Brems: Yea

Myron Cottam: Yea

April LeFevre: Yea

Ralph Perkins: Yea

Voting Summary: Yea: 5, Nay: 0

I.A. Welcome

Discussion: The meeting was called to order at 5:13 PM. All board members were present including Ralph Perkins, Jared Brems, Myron Cottam, Curtis Barney, and April Lefevre. Superintendent John Dodds and Business Administrator Lane Mecham were also present.

II. Consent Agenda Items

Action(s):

Motion to approve the consent agenda. This motion, made by Myron Cottam and seconded by Curtis Barney, Carried.

Voting Detail:

Curtis Barney: Yea

Jared Brems: Yea

Myron Cottam: Yea

April LeFevre: Yea

Ralph Perkins: Yea

Voting Summary: Yea: 5, Nay: 0

Discussion: The board had some discussion about the consent agenda items.

II.A. Approve School Board Meeting Minutes

II.B. Approve Financial Reports

II.C. Approve Hiring Recommendations

II.D. Letters of Resignation

II.E. Enrollment Report

II.F. Home School Affidavits

II.G. Sports and Transportation Approvals

II.H. Other Travel Approval

II.I. Trust Lands/TSSA

III. Public Comment

Discussion:

<http://www.online-stopwatch.com/>

The Board cannot allow members of the public to talk about the deficiencies of others in a public meeting because the Board could be seen as facilitating the public in a slander setting. Remarks of this nature are inappropriate to bring up in the public comment and will not be allowed by the Board. If you have those concerns, you can address them up with the Superintendent.

III.A. Public Comment

Discussion: No public comment.

IV. Reports

IV.A. School Board Report

Discussion: The Board provided updates on their various committee assignments and other events.

IV.B. Superintendent Report

Discussion: Superintendent provided an update on his various activities since the previous meeting.

IV.C. Business Administrator Report

Discussion: Lane provided an update on the construction on projects across the district and the grant applications coming up.

IV.D. Bolder Way Forward

Discussion: Jared introduced the Bolder Way Forward program with a request to use one of the empty spaces in the Boulder school for child day care. The Board discussed any liability that might be involved and policies regarding rental of facilities.

IV.E. Boulder Town Child Care

V. Board Discussion

VI. Board Business

VI.A. Future Board Items

Discussion: The Board reviewed upcoming agenda items for next month's meeting. The Board discussed how to get more involved in the Trust Lands plans on a regular basis.

VI.B. Set Upcoming Board Meetings

Discussion: The Board scheduled the next meeting for August 21, with a work meeting at 3:00 and a

regular meeting at 5:00, in Panguitch.

VII. Public Comment

Discussion:

<http://www.online-stopwatch.com/>

The Board cannot allow members of the public to talk about the deficiencies of others in a public meeting because the Board could be seen as facilitating the public in a slander setting. Remarks of this nature are inappropriate to bring up in the public comment and will not be allowed by the Board. If you have those concerns, you can address them up with the Superintendent.

VII.A. Public Comment

Discussion: None

VIII. Board Action Items

VIII.A. MOU Southwest Behavioral Health

Action(s):

Motion to approve the MOU to SWBH. This motion, made by Curtis Barney and seconded by Myron Cottam, Carried.

Voting Detail:

Curtis Barney: Yea
Jared Brems: Yea
Myron Cottam: Yea
April LeFevre: Yea
Ralph Perkins: Yea

Voting Summary: Yea: 5, Nay: 0

Discussion: Lane introduced the topic and explained that the funds being dispensed in the MOU are deferred funds that the district has not been able to use and has accumulated the funds.

VIII.B. Policy DKAA-A, Policy DKAA-B Second Reading

Action(s):

A motion was made to approve the second reading of the policy with added language that training will be provided to the coaches on policy and procedures. This motion, made by April LeFevre and seconded by Myron Cottam, Carried.

Voting Detail:

Curtis Barney: Yea
Jared Brems: Yea
Myron Cottam: Yea
April LeFevre: Yea
Ralph Perkins: Yea

Voting Summary: Yea: 5, Nay: 0

Discussion: The Board discussed elements of the policy and some follow-up on previous meeting discussions. The Board discussed training for coaches to help them understand the policies and

procedures of the district related to working with students. April suggested adding language so that at-will employees understand key policies and practices to stay compliant.

IX. Executive Session

IX.A. GCSD Rules for Closed Meetings

IX.B. Discussion of the character, professional competence, or physical or mental health of an individual.

IX.C. Discussion regarding deployment of security personnel, devices or systems

IX.D. Strategy to discuss pending or reasonably imminent litigation

IX.E. Strategy sessions to discuss collective bargaining

IX.F. Strategy sessions to discuss the purchase, exchange or lease of real property

IX.G. Strategy sessions to discuss the sale of real estate

IX.H. Investigative proceedings regarding allegations of criminal conduct

X. Adjournment

Discussion: The meeting was adjourned at 6:12 PM.

Board Secretary



Garfield County School District

145 E Center St., Panguitch, UT 84759

Phone: 435-676-8821

AGENDA OF GARFIELD COUNTY SCHOOL DISTRICT WORK MEETING

The Board of Directors County School District

A Garfield County School District Work Meeting of the Board of Directors of County School District will be held Thursday, June 19, 2025, beginning at 3:00 PM in the Garfield County Courthouse, 55 S Main St., Panguitch, UT 84759.

If necessary, an executive session may be held in accordance with the Utah Code 52-4-205 (Purpose of Closed Meetings). One or more members of the Board may participate telephonically in accordance with Utah Code 52-4-207 (Electronic Meetings).

Note: Board Meeting Schedule subject to change.

The subjects to be discussed or considered or upon which any formal action may be taken are listed below. Items do not have to be taken in the same order as shown on this meeting notice. Unless removed from the consent agenda, items identified within the consent agenda will be acted on at one time.

- I. Welcome
 - A. The meeting was called to order at 3:03 PM. All board members were present including April Lefevre, Ralph Perkins, Myron Cottam, Jared Brems, and Curtis Barney. Superintendent John Dodds was also in attendance virtually and Business Administrator Lane Mecham was in attendance.
- II. Early Learning Plan Report - Sammie Ott, Nathan Platt
 - A. Nathan Platt and Samie Ott presented the results from FY 25 and the FY 26 early learning plan.
- III. Discussion Items
 - A. Antimony Elementary School
 1. Lane provided an update on Antimony Elementary. He explained that the school is still in an inactive status and is not currently planned to be in school in SY 2026.

- B. New 4 H Rental Agreement Requests.
- C. Approved 4H Rental Agreements
 - 1. The Board discussed the updated 4-H agreements and raised some questions about the dates and changes.
- D. Fundraising
 - 1. Lane led a discussion about fundraising activities across the District. There was some discussion about Venmo and its collection. Lane reported on the work done in that regard and some next steps to strengthen.
- IV. Review Board Agenda
 - A. There was discussion about transportation and the policies regarding travel, including personal travel to school-sponsored activities, short-term rental rooms, and other travel arrangement policies.
- V. Executive Session
 - A. GCSO Rules for CLOSED MEETINGS
 - B. Discussion of the character, professional competence, or physical or mental health of an individual.
 - C. Discussion regarding deployment of security personnel, devices, or systems
 - D. Strategy to discuss pending or reasonably imminent litigation
 - E. Strategy sessions to discuss collective bargaining
 - F. Strategy to discuss the purchase, exchange or lease of real estate
Strategy sessions to discuss the sale of real estate:
 - Public discussion of the transaction would disclose the value of the property or prevent the board from completing the transaction on the best possible term -and-
 - The board has previously given notice that the property would be offered for sale -and-
 - The terms of the sale are publicly disclosed before the board approves the sale
 - G. Investigative proceedings regarding allegations of criminal conduct

Ralph Perkins recused himself from executive session for a conflict of interest and exited the room. Ralph relinquished meeting control over to Jared Brems. Jared made a motion to go into executive session for items B and E. Roll call vote was taken and the motion passed unanimously 4-0.

A motion was made by Jared to leave the executive session. The motion was seconded by Curtis. The motion passed unanimously.

For the Board



Garfield County School District

145 E Center St., Panguitch, UT 84759

Phone: 435-676-8821

MINUTES OF GARFIELD COUNTY SCHOOL DISTRICT BOARD MEETING

The Board of Directors County School District

A Garfield County School District Board Meeting of the Board of Directors of County School District will be held Thursday, June 19, 2025, beginning at 5:00 PM in the Garfield County Courthouse, 55 S Main St., Panguitch, UT 84759.

The subjects to be discussed or considered or upon which any formal action may be taken are listed below. Items do not have to be taken in the same order as shown on this meeting notice. Unless removed from the consent agenda, items identified within the consent agenda will be acted on at one time.

- I. Welcome
 - A. The meeting was called to order at 5:06 PM. All board members were present including April Lefevre, Ralph Perkins, Myron Cottam, Jared Brems, and Curtis Barney. Business Administrator Lane Mecham was also present.
- II. Consent Agenda Items
 - A. Approve School Board Meeting Minutes
 - B. Approve Financial Reports
 - C. Approve Hiring Recommendations
 - E. Armenta-BVES ELL Teacher
 - N. Platt- Reading Specialist/Instructional Coach
 - K. Blood- Garfield Online Full Time Teacher
 - J. Chidester- BVES FT Teacher
 - T. Chappell-BVHS Baseball Head Coach
 - S. Henrie-PES SpED Teacher
 - J. Denhof-BVHS Concurrent Enrollment Para
 - G. Corral-BVHS Food Service Worker
 - L. Phillips-EHS Science Teacher

G. Elmer-BVES Preschool Para
M. Chamberlain- BVES SpEd Teacher

Letters of Resignation

T. Rich- BVES Teacher
B. Bonner-PES SPED Teacher
R. Miller-Garfield Online Principal & Volunteer for Good Coordinator
B. Dodds-Garfield Online Part-Time Teacher
K. Mortensen-BVES Preschool Para
N. Armstrong-PES Computer Science Para
S. Ott-Reading Specialist/Instructional Coach
S. Henrie- Reading Specialist/Instructional Coach
N. Platt-BVES SpED Teacher

- D. Enrollment Report
- E. Home School Affidavits
- F. Sports and Transportation Approvals
Submitted:
BVHS Volleyball Summer Camp
EHS Volleyball & Football
BVHS Baseball, Volleyball, Cross Country
PHS Cross Country, Volleyball, Football, Baseball

III. Public Comment

- A. Kolby Frandsen thanked the Board for its support of the 4-H program and reported on its trip to Pine Lake.

IV. Reports

- A. School Board Report
 - 1. Board members reported on their various committee assignments and happenings since the previous meeting.
- B. Superintendent Report
- C. Business Administrator Report
 - 1. Fraud Risk Assessment
 - a. Lane reported on the fraud risk assessment and that the district would be classified as low risk.
- D. Transportation Report
 - 1. Mike Edwards reported on transportation.

V. Board Discussion

VI. Board Business

- A. Future Board Items
 - 1. The Board reviewed the upcoming meeting items. They discussed training and reports for the meeting.
- B. Set Upcoming Board Meetings
 - 1. The Board discussed its next meeting at Ruby's Inn on July 17th. The Board set the work meeting time at 10:00 for the work meeting, 12:00 break, 3:00 for regular board meeting, and 6:00 TNT meeting.
- VII. Public Comment
 - A. None
- VIII. Public Hearing-Budget
 - A. Myron made a motion to go into a public hearing. The motion was seconded by Curtis. The motion passed unanimously.
 - B. A motion was made by April to close the public hearing. The motion was seconded by Myron. The motion passed unanimously.
- IX. Board Action Items
 - A. DKAA-A First Reading
 - 1. A motion was made by Myron to approve the first reading. The motion was seconded by April. The motion passed unanimously.
 - B. DKAA-B First Reading
 - 1. A motion was made by Curtis to approve the first reading of DKAA-B. Myron seconded the motion. April commented on efforts by the Board to tighten the process recently and would like to see some additional wording in this policy that still requires the employees are trained adequately so they understand the processes and policies of the district prior to starting employment. The motion passed unanimously.
 - C. Graduation Dates
 - 1. A motion was made by Myron to approve the graduation dates. Jared seconded the motion. The motion passed unanimously.
 - D. Laser Welding Quote
 - 1. A motion was made by Curtis to approve the purchase. The motion was seconded by Myron. The motion passed unanimously.
 - E. Garfield Memorial Hospital Sponsorship
 - 1. A motion was made by Jared Brems to approve platinum sponsorship. The motion was seconded by Curtis. The motion passed unanimously.
 - F. Approve 3-Year Board Schedule
 - 1. Ralph suggested moving the Antimony meeting to Escalante until the school reopens. Ralph made the motion to approve the schedule with the

suggested change. Jared seconded the motion. The motion passed unanimously.

G. Postpartum Leave

1. A motion was made by Myron to approve the policy as a final reading. The motion was seconded by April. The motion passed unanimously.

H. FY 25 Year End Budget and FY 26 Proposed Budget Approval.

1. Myron made a motion to adopt the revised FY 25 budget, the proposed FY 26 budget, and the proposed tax levies as presented on Form PT-800. The motion was seconded by April. The motion passed unanimously.

I. New 4 H Rental Agreement Requests.

1. A motion was made by Myron to approve the rental agreement for bus rentals including the fee waiver. The motion was seconded by Jared. The motion passed unanimously.

J. Surplus Sale of 3 School Bus

1. A motion was made by Curtis to approve the surplus of 3 school buses. Myron seconded the motion. The motion passed unanimously.

K. Waterford Upstart MOU

1. April made a motion to approve the MOU. Curtis seconded the motion. The motion passed unanimously.

L. School Property Rental Policy

1. Myron made a motion to approve the rental agreement. The motion was seconded by April. The motion passed unanimously.

X. Executive Session

A. GCSD Rules for Closed Meetings

B. Discussion of the character, professional competence, or physical or mental health of an individual.

C. Discussion regarding deployment of security personnel, devices or systems

D. Strategy to discuss pending or reasonably imminent litigation

E. Strategy sessions to discuss collective bargaining

F. Strategy sessions to discuss the purchase, exchange or lease of real property

G. Strategy sessions to discuss the sale of real estate

Strategy sessions to discuss the sale of real estate:

1. Public discussion of the transaction would disclose the value of the property or prevent the board from completing the transaction on the best possible term -and
2. The board has previously given notice that the property would be offered for sale -and-
3. The terms of the sale are publicly disclosed before the board approves the sale

H. Investigative proceedings regarding allegations of criminal conduct

XI. Adjournment – 6:20



Garfield County School District

145 E. Center St., PO Box 398, Panguitch, UT 84759
435-676-8821

DATE: July 17, 2025

TO: Garfield Board of Education

FROM: Lane Mecham, Business Administrator

RE: June Finance Report

The year is progressing normally and receipts are coming in as expected. No concerns to report at this time.

Revenues (Excluding Transfers)

	Budget	YTD Actual	% of Budget
M&O (General Fund)	\$22,630,329	\$23,145,785	102.28%
Capital Projects Fund	\$2,438,980	\$2,547,339	104.44%
Combined	\$25,069,309	\$25,693,124	102.49%

Expenditures

	Budget	YTD Actual	% of Budget
M&O (General Fund)	\$20,825,597	\$20,637,459	99.10%
Capital Projects Fund	\$5,495,000	\$4,806,481	87.47%
Combined	\$26,320,597	\$25,443,940	96.67%

Change in Net Position (Adding Back Capital Leases and Transfers)

	Budget	YTD Actual
M&O (General Fund)	\$1,804,732	\$2,508,326
Capital Projects Fund	(\$3,056,020)	(\$2,259,142)
Other Sources/(Uses)	\$0	\$0
Combined	(\$1,251,288)	\$249,184

This is my report, if the Board or public has any questions, I encourage them to contact me through email at lane.mecham@garfk12.org or by phone at 435-676-1302.

Sincerely,

Lane Mecham
Business Administrator

Garfield County School District

General Ledger - Element Summary Report

Fiscal Year: 2024-2025 From Date:7/1/2024 To Date:6/30/2025

Account Mask: ??????????????????

Account Type: REVENUE

Print accounts with zero balance Include Inactive Accounts Include PreEncumbrance

Fund / Location / Program / Function / Object	Adjusted Budget	Range To Date	Year To Date	Encumbrance	Budget Balance
10 - Maintenance and Operations Fund					
112 - Bryce Valley Elementary					
0500 - UNIQUE LOCAL REGULAR PROGRAMS					
0000 - Undesignated					
1310 - Tuition From Pupils or Parents	\$0.00	(\$4,461.58)	(\$4,461.58)	\$0.00	\$4,461.58
0500 - UNIQUE LOCAL REGULAR PROGRAMS Total:	\$0.00	(\$4,461.58)	(\$4,461.58)	\$0.00	\$4,461.58
112 - Bryce Valley Elementary Total:	\$0.00	(\$4,461.58)	(\$4,461.58)	\$0.00	\$4,461.58
500 - District Office					
0050 - CLASSROOM-GENERAL					
0000 - Undesignated					
1110 - Basic Rate	\$0.00	(\$1,362,371.90)	(\$1,362,371.90)	\$0.00	\$1,362,371.90
1111 - Basic Redemptions	\$0.00	(\$81,863.14)	(\$81,863.14)	\$0.00	\$81,863.14
1112 - Voted Local Current	\$0.00	(\$1,242,901.15)	(\$1,242,901.15)	\$0.00	\$1,242,901.15
1113 - Voted Local Redemptions	\$0.00	(\$77,364.03)	(\$77,364.03)	\$0.00	\$77,364.03
1114 - Board Local Current	\$0.00	(\$634,311.84)	(\$634,311.84)	\$0.00	\$634,311.84
1115 - Board Local Redemptions	\$0.00	(\$39,354.00)	(\$39,354.00)	\$0.00	\$39,354.00
1160 - FILT--Basic Rate	\$0.00	(\$123,210.98)	(\$123,210.98)	\$0.00	\$123,210.98
1162 - FILT-- Voted Local	\$0.00	(\$118,061.28)	(\$118,061.28)	\$0.00	\$118,061.28
1164 - FILT--Board Local	\$0.00	(\$59,980.98)	(\$59,980.98)	\$0.00	\$59,980.98
1990 - Miscellaneous	\$0.00	(\$97,989.30)	(\$97,989.30)	\$0.00	\$97,989.30
1992 - JURY DUTY PAYBACK	\$0.00	(\$18.50)	(\$18.50)	\$0.00	\$18.50
3005 - Kindergarten Revenues	\$0.00	(\$941,614.83)	(\$941,614.83)	\$0.00	\$941,614.83
3010 - Regular School Programs K-12	\$0.00	(\$4,232,544.07)	(\$4,232,544.07)	\$0.00	\$4,232,544.07
3020 - Professional Staff	\$0.00	(\$931,348.49)	(\$931,348.49)	\$0.00	\$931,348.49
3990 - State Rev from Non-USBE Agencies	\$0.00	(\$2,114.10)	(\$2,114.10)	\$0.00	\$2,114.10
5300 - Sale of/or Compensation for Loss of Fixed Assets	\$0.00	(\$20,768.50)	(\$20,768.50)	\$0.00	\$20,768.50
0050 - CLASSROOM-GENERAL Total:	\$0.00	(\$9,965,817.09)	(\$9,965,817.09)	\$0.00	\$9,965,817.09
0400 - Administration					
0000 - Undesignated					
1510 - Interest on Investments	\$0.00	(\$511,757.08)	(\$511,757.08)	\$0.00	\$511,757.08
1910 - Rentals	\$0.00	(\$9,686.00)	(\$9,686.00)	\$0.00	\$9,686.00
1930 - Gain or Loss on Sale of Capital Asset (Proprietary)	\$0.00	(\$13,536.89)	(\$13,536.89)	\$0.00	\$13,536.89
1990 - Miscellaneous	\$0.00	(\$23,611.03)	(\$23,611.03)	\$0.00	\$23,611.03
0400 - Administration Total:	\$0.00	(\$558,591.00)	(\$558,591.00)	\$0.00	\$558,591.00

Garfield County School District

General Ledger - Element Summary Report

Fiscal Year: 2024-2025 From Date:7/1/2024 To Date:6/30/2025

Account Mask: ??????????????????

Account Type: REVENUE

Print accounts with zero balance
 Include Inactive Accounts
 Include PreEncumbrance

Fund / Location / Program / Function / Object	Adjusted Budget	Range To Date	Year To Date	Encumbrance	Budget Balance
1205 - SPECIAL EDUCATION -- ADD ON					
0000 - Undesignated					
3100 - Restricted Basic Programs	\$0.00	(\$652,001.72)	(\$652,001.72)	\$0.00	\$652,001.72
1205 - SPECIAL EDUCATION -- ADD ON Total:					
	\$0.00	(\$652,001.72)	(\$652,001.72)	\$0.00	\$652,001.72
1210 - SPECIAL EDUCATION -- SELF-CONTAINED					
0000 - Undesignated					
3100 - Restricted Basic Programs	\$0.00	(\$44,690.33)	(\$44,690.33)	\$0.00	\$44,690.33
1210 - SPECIAL EDUCATION -- SELF-CONTAINED Total:					
	\$0.00	(\$44,690.33)	(\$44,690.33)	\$0.00	\$44,690.33
1215 - SPECIAL EDUCATION -- PRESCHOOL					
0000 - Undesignated					
3100 - Restricted Basic Programs	\$0.00	(\$19,597.27)	(\$19,597.27)	\$0.00	\$19,597.27
1215 - SPECIAL EDUCATION -- PRESCHOOL Total:					
	\$0.00	(\$19,597.27)	(\$19,597.27)	\$0.00	\$19,597.27
1220 - EXTENDED YEAR PROG FOR SEVERE DISAB					
0000 - Undesignated					
3100 - Restricted Basic Programs	\$0.00	(\$4,994.86)	(\$4,994.86)	\$0.00	\$4,994.86
1220 - EXTENDED YEAR PROG FOR SEVERE DISAB Total:					
	\$0.00	(\$4,994.86)	(\$4,994.86)	\$0.00	\$4,994.86
1225 - SPECIAL EDUCATION -- INST/IMPACT AI					
0000 - Undesignated					
3100 - Restricted Basic Programs	\$0.00	(\$13,740.20)	(\$13,740.20)	\$0.00	\$13,740.20
1225 - SPECIAL EDUCATION -- INST/IMPACT AI Total:					
	\$0.00	(\$13,740.20)	(\$13,740.20)	\$0.00	\$13,740.20
1278 - Extended Yr - SpEd Educators					
0000 - Undesignated					
3100 - Restricted Basic Programs	\$0.00	(\$8,208.80)	(\$8,208.80)	\$0.00	\$8,208.80
1278 - Extended Yr - SpEd Educators Total:					
	\$0.00	(\$8,208.80)	(\$8,208.80)	\$0.00	\$8,208.80
1295 - UNIQUE LOCAL SPECIAL ED PROGRAMS					
0000 - Undesignated					
1950 - Misc. Revenue From Other School Districts	\$0.00	(\$20,600.00)	(\$20,600.00)	\$0.00	\$20,600.00
1295 - UNIQUE LOCAL SPECIAL ED PROGRAMS Total:					
	\$0.00	(\$20,600.00)	(\$20,600.00)	\$0.00	\$20,600.00
1609 - ADULT HIGH SCHOOL					
0000 - Undesignated					
3300 - Special Populations	\$0.00	(\$163,110.00)	(\$163,110.00)	\$0.00	\$163,110.00
1609 - ADULT HIGH SCHOOL Total:					
	\$0.00	(\$163,110.00)	(\$163,110.00)	\$0.00	\$163,110.00
5201 - CLASS SIZE REDUCTION					
0000 - Undesignated					
3100 - Restricted Basic Programs	\$0.00	(\$516,185.80)	(\$516,185.80)	\$0.00	\$516,185.80

Garfield County School District

General Ledger - Element Summary Report

Fiscal Year: 2024-2025 From Date:7/1/2024 To Date:6/30/2025

Account Mask: ??????????????????

Account Type: REVENUE

Print accounts with zero balance
 Include Inactive Accounts
 Include PreEncumbrance

Fund / Location / Program / Function / Object	Adjusted Budget	Range To Date	Year To Date	Encumbrance	Budget Balance
5201 - CLASS SIZE REDUCTION Total:	\$0.00	(\$516,185.80)	(\$516,185.80)	\$0.00	\$516,185.80
5220 - NESS - NECESSARILY EXIST. SCHOOL					
0000 - Undesignated					
3015 - Necessarily Existent Small Schools	\$0.00	(\$4,158,978.03)	(\$4,158,978.03)	\$0.00	\$4,158,978.03
5220 - NESS - NECESSARILY EXIST. SCHOOL Total:	\$0.00	(\$4,158,978.03)	(\$4,158,978.03)	\$0.00	\$4,158,978.03
5295 - PROFESSIONAL DEVELOPMENT					
0000 - Undesignated					
3800 - Curriculum Development	\$0.00	(\$500.00)	(\$500.00)	\$0.00	\$500.00
5295 - PROFESSIONAL DEVELOPMENT Total:	\$0.00	(\$500.00)	(\$500.00)	\$0.00	\$500.00
5310 - SOCIAL SECURITY & RETIREMENT RSC'S					
0000 - Undesignated					
3200 - Related to Basic Programs	\$0.00	(\$5,957.36)	(\$5,957.36)	\$0.00	\$5,957.36
5310 - SOCIAL SECURITY & RETIREMENT RSC'S Total:	\$0.00	(\$5,957.36)	(\$5,957.36)	\$0.00	\$5,957.36
5315 - PUPIL TRANSPORTATION					
0000 - Undesignated					
3200 - Related to Basic Programs	\$0.00	(\$235,512.42)	(\$235,512.42)	\$0.00	\$235,512.42
5315 - PUPIL TRANSPORTATION Total:	\$0.00	(\$235,512.42)	(\$235,512.42)	\$0.00	\$235,512.42
5321 - DISCRETIONARY					
0000 - Undesignated					
3800 - Curriculum Development	\$0.00	(\$12,900.00)	(\$12,900.00)	\$0.00	\$12,900.00
5321 - DISCRETIONARY Total:	\$0.00	(\$12,900.00)	(\$12,900.00)	\$0.00	\$12,900.00
5331 - Gifted & Talented					
0000 - Undesignated					
3300 - Special Populations	\$0.00	(\$12,050.28)	(\$12,050.28)	\$0.00	\$12,050.28
5331 - Gifted & Talented Total:	\$0.00	(\$12,050.28)	(\$12,050.28)	\$0.00	\$12,050.28
5333 - CONCURRENT ENROLLMENT					
0000 - Undesignated					
3300 - Special Populations	\$0.00	(\$68,461.06)	(\$68,461.06)	\$0.00	\$68,461.06
5333 - CONCURRENT ENROLLMENT Total:	\$0.00	(\$68,461.06)	(\$68,461.06)	\$0.00	\$68,461.06
5344 - STUDENTS AT-RISK (EARS)					
0000 - Undesignated					
3100 - Restricted Basic Programs	\$0.00	(\$236,316.99)	(\$236,316.99)	\$0.00	\$236,316.99
5344 - STUDENTS AT-RISK (EARS) Total:	\$0.00	(\$236,316.99)	(\$236,316.99)	\$0.00	\$236,316.99
5420 - TRUSTLANDS					
0000 - Undesignated					

Garfield County School District

General Ledger - Element Summary Report

Fiscal Year: 2024-2025 From Date:7/1/2024 To Date:6/30/2025

Account Mask: ??????????????????

Account Type: REVENUE

Print accounts with zero balance
 Include Inactive Accounts
 Include PreEncumbrance

Fund / Location / Program / Function / Object	Adjusted Budget	Range To Date	Year To Date	Encumbrance	Budget Balance
3500 - Statewide Initiatives	\$0.00	(\$442,341.04)	(\$442,341.04)	\$0.00	\$442,341.04
5420 - TRUSTLANDS Total:	\$0.00	(\$442,341.04)	(\$442,341.04)	\$0.00	\$442,341.04
5455 - VOTED LEEWAY					
0000 - Undesignated					
3600 - Local Guarantee Programs	\$0.00	(\$1,699,229.37)	(\$1,699,229.37)	\$0.00	\$1,699,229.37
5455 - VOTED LEEWAY Total:	\$0.00	(\$1,699,229.37)	(\$1,699,229.37)	\$0.00	\$1,699,229.37
5460 - BOARD LEEWAY					
0000 - Undesignated					
3600 - Local Guarantee Programs	\$0.00	(\$335,466.05)	(\$335,466.05)	\$0.00	\$335,466.05
5460 - BOARD LEEWAY Total:	\$0.00	(\$335,466.05)	(\$335,466.05)	\$0.00	\$335,466.05
5610 - DRIVER EDUCATION - BEHIND THE WHEEL					
0000 - Undesignated					
3800 - Curriculum Development	\$0.00	(\$5,270.00)	(\$5,270.00)	\$0.00	\$5,270.00
5610 - DRIVER EDUCATION - BEHIND THE WHEEL Total:	\$0.00	(\$5,270.00)	(\$5,270.00)	\$0.00	\$5,270.00
5613 - CORRECTIONS EDUCATION					
0000 - Undesignated					
3300 - Special Populations	\$0.00	(\$17,677.68)	(\$17,677.68)	\$0.00	\$17,677.68
3800 - Curriculum Development	\$0.00	(\$8,035.32)	(\$8,035.32)	\$0.00	\$8,035.32
5613 - CORRECTIONS EDUCATION Total:	\$0.00	(\$25,713.00)	(\$25,713.00)	\$0.00	\$25,713.00
5616 - SECOND LANGUAGE INSTRUCTION					
0000 - Undesignated					
3800 - Curriculum Development	\$0.00	(\$21,962.33)	(\$21,962.33)	\$0.00	\$21,962.33
5616 - SECOND LANGUAGE INSTRUCTION Total:	\$0.00	(\$21,962.33)	(\$21,962.33)	\$0.00	\$21,962.33
5618 - State Professional Dev					
0000 - Undesignated					
3800 - Curriculum Development	\$0.00	(\$20,147.10)	(\$20,147.10)	\$0.00	\$20,147.10
5618 - State Professional Dev Total:	\$0.00	(\$20,147.10)	(\$20,147.10)	\$0.00	\$20,147.10
5649 - LOCAL INNOVATIONS CIVICS ED PILOT					
0000 - Undesignated					
3500 - Statewide Initiatives	\$0.00	(\$3,506.52)	(\$3,506.52)	\$0.00	\$3,506.52
5649 - LOCAL INNOVATIONS CIVICS ED PILOT Total:	\$0.00	(\$3,506.52)	(\$3,506.52)	\$0.00	\$3,506.52
5651 - EDUCATOR PAID PROFESSIONAL HOURS					
0000 - Undesignated					
3200 - Related to Basic Programs	\$0.00	(\$119,153.89)	(\$119,153.89)	\$0.00	\$119,153.89
3400 - Other Programs	\$0.00	(\$37,911.35)	(\$37,911.35)	\$0.00	\$37,911.35

Garfield County School District

General Ledger - Element Summary Report

Fiscal Year: 2024-2025 From Date:7/1/2024 To Date:6/30/2025

Account Mask: ??????????????????

Account Type: REVENUE

Print accounts with zero balance
 Include Inactive Accounts
 Include PreEncumbrance

Fund / Location / Program / Function / Object	Adjusted Budget	Range To Date	Year To Date	Encumbrance	Budget Balance
5651 - EDUCATOR PAID PROFESSIONAL HOURS Total:	\$0.00	(\$157,065.24)	(\$157,065.24)	\$0.00	\$157,065.24
5655 - Digital Teaching & Learning					
0000 - Undesignated					
3500 - Statewide Initatives	\$0.00	(\$73,825.00)	(\$73,825.00)	\$0.00	\$73,825.00
5655 - Digital Teaching & Learning Total:	\$0.00	(\$73,825.00)	(\$73,825.00)	\$0.00	\$73,825.00
5666 - PROFESSIONAL DEV. GRANTS					
0000 - Undesignated					
3400 - Other Programs	\$0.00	(\$8,290.12)	(\$8,290.12)	\$0.00	\$8,290.12
3500 - Statewide Initatives	\$0.00	(\$2,687.63)	(\$2,687.63)	\$0.00	\$2,687.63
5666 - PROFESSIONAL DEV. GRANTS Total:	\$0.00	(\$10,977.75)	(\$10,977.75)	\$0.00	\$10,977.75
5671 - VOLUNTEERISM					
0000 - Undesignated					
3990 - State Rev from Non-USBE Agencies	\$0.00	(\$71,750.00)	(\$71,750.00)	\$0.00	\$71,750.00
5671 - VOLUNTEERISM Total:	\$0.00	(\$71,750.00)	(\$71,750.00)	\$0.00	\$71,750.00
5673 - POSITIVE BEHAVIORS INTERVENTIONS					
0000 - Undesignated					
3800 - Curriculum Development	\$0.00	(\$40,000.00)	(\$40,000.00)	\$0.00	\$40,000.00
5673 - POSITIVE BEHAVIORS INTERVENTIONS Total:	\$0.00	(\$40,000.00)	(\$40,000.00)	\$0.00	\$40,000.00
5674 - Suicide Prevention					
0000 - Undesignated					
3800 - Curriculum Development	\$0.00	(\$10,000.00)	(\$10,000.00)	\$0.00	\$10,000.00
5674 - Suicide Prevention Total:	\$0.00	(\$10,000.00)	(\$10,000.00)	\$0.00	\$10,000.00
5677 - CTE Computer Grant					
0000 - Undesignated					
3500 - Statewide Initatives	\$0.00	(\$252,699.99)	(\$252,699.99)	\$0.00	\$252,699.99
5677 - CTE Computer Grant Total:	\$0.00	(\$252,699.99)	(\$252,699.99)	\$0.00	\$252,699.99
5678 - TEACHER & STUDENT SUCESS ACT					
0000 - Undesignated					
3500 - Statewide Initatives	\$0.00	(\$679,870.55)	(\$679,870.55)	\$0.00	\$679,870.55
5678 - TEACHER & STUDENT SUCESS ACT Total:	\$0.00	(\$679,870.55)	(\$679,870.55)	\$0.00	\$679,870.55
5679 - STUDENT HEALTH & COUNSELING					
0000 - Undesignated					
2000 - Revenue From Intermediate Sources	\$0.00	(\$6,000.00)	(\$6,000.00)	\$0.00	\$6,000.00
3500 - Statewide Initatives	\$0.00	(\$67,960.06)	(\$67,960.06)	\$0.00	\$67,960.06
5679 - STUDENT HEALTH & COUNSELING Total:	\$0.00	(\$73,960.06)	(\$73,960.06)	\$0.00	\$73,960.06

Garfield County School District

General Ledger - Element Summary Report

Fiscal Year: 2024-2025 From Date:7/1/2024 To Date:6/30/2025

Account Mask: ??????????????????

Account Type: REVENUE

Print accounts with zero balance
 Include Inactive Accounts
 Include PreEncumbrance

Fund / Location / Program / Function / Object	Adjusted Budget	Range To Date	Year To Date	Encumbrance	Budget Balance
5697 - EARLY LITERACY OUTCOME - EL COACHES					
0000 - Undesignated					
3800 - Curriculum Development	\$0.00	(\$22,286.00)	(\$22,286.00)	\$0.00	\$22,286.00
5697 - EARLY LITERACY OUTCOME - EL COACHES Total:					
	\$0.00	(\$22,286.00)	(\$22,286.00)	\$0.00	\$22,286.00
5807 - TSSP					
0000 - Undesignated					
3400 - Other Programs	\$0.00	(\$45,243.53)	(\$45,243.53)	\$0.00	\$45,243.53
5807 - TSSP Total:					
	\$0.00	(\$45,243.53)	(\$45,243.53)	\$0.00	\$45,243.53
5868 - Teacher Materials and Supplies					
0000 - Undesignated					
3400 - Other Programs	\$0.00	(\$26,650.00)	(\$26,650.00)	\$0.00	\$26,650.00
5868 - Teacher Materials and Supplies Total:					
	\$0.00	(\$26,650.00)	(\$26,650.00)	\$0.00	\$26,650.00
5876 - Educator Salary Adjustment					
0000 - Undesignated					
3400 - Other Programs	\$0.00	(\$886,472.38)	(\$886,472.38)	\$0.00	\$886,472.38
5876 - Educator Salary Adjustment Total:					
	\$0.00	(\$886,472.38)	(\$886,472.38)	\$0.00	\$886,472.38
5882 - BTS					
0000 - Undesignated					
3500 - Statewide Initiatives	\$0.00	(\$79,200.00)	(\$79,200.00)	\$0.00	\$79,200.00
5882 - BTS Total:					
	\$0.00	(\$79,200.00)	(\$79,200.00)	\$0.00	\$79,200.00
5901 - College & Career Awareness					
0000 - Undesignated					
3100 - Restricted Basic Programs	\$0.00	(\$13,513.00)	(\$13,513.00)	\$0.00	\$13,513.00
5901 - College & Career Awareness Total:					
	\$0.00	(\$13,513.00)	(\$13,513.00)	\$0.00	\$13,513.00
5902 - Work Based Learning					
0000 - Undesignated					
3100 - Restricted Basic Programs	\$0.00	(\$9,708.00)	(\$9,708.00)	\$0.00	\$9,708.00
5902 - Work Based Learning Total:					
	\$0.00	(\$9,708.00)	(\$9,708.00)	\$0.00	\$9,708.00
5903 - School Counseling					
0000 - Undesignated					
3100 - Restricted Basic Programs	\$0.00	(\$80,000.00)	(\$80,000.00)	\$0.00	\$80,000.00
5903 - School Counseling Total:					
	\$0.00	(\$80,000.00)	(\$80,000.00)	\$0.00	\$80,000.00
5914 - School Safety and Support					
0000 - Undesignated					

Garfield County School District

General Ledger - Element Summary Report

Fiscal Year: 2024-2025 From Date:7/1/2024 To Date:6/30/2025

Account Mask: ??????????????????

Account Type: REVENUE

Print accounts with zero balance
 Include Inactive Accounts
 Include PreEncumbrance

Fund / Location / Program / Function / Object	Adjusted Budget	Range To Date	Year To Date	Encumbrance	Budget Balance
3800 - Curriculum Development	\$0.00	(\$19,778.75)	(\$19,778.75)	\$0.00	\$19,778.75
5914 - School Safety and Support Total:	\$0.00	(\$19,778.75)	(\$19,778.75)	\$0.00	\$19,778.75
6000 - VOCATIONAL-TECHNICAL EDUCATION PRGM					
0000 - Undesignated					
3100 - Restricted Basic Programs	\$0.00	(\$488,056.00)	(\$488,056.00)	\$0.00	\$488,056.00
6000 - VOCATIONAL-TECHNICAL EDUCATION PRGM Total:	\$0.00	(\$488,056.00)	(\$488,056.00)	\$0.00	\$488,056.00
6015 - ADMINISTRATION & SUPPORT SERVICES					
0000 - Undesignated					
1930 - Gain or Loss on Sale of Capital Asset (Proprietary	\$0.00	(\$11,010.10)	(\$11,010.10)	\$0.00	\$11,010.10
1950 - Misc. Revenue From Other School Districts	\$0.00	(\$40,577.30)	(\$40,577.30)	\$0.00	\$40,577.30
6015 - ADMINISTRATION & SUPPORT SERVICES Total:	\$0.00	(\$51,587.40)	(\$51,587.40)	\$0.00	\$51,587.40
6100 - Agriculture, Food & Natural Resources					
0000 - Undesignated					
3100 - Restricted Basic Programs	\$0.00	(\$44,940.00)	(\$44,940.00)	\$0.00	\$44,940.00
6100 - Agriculture, Food & Natural Resources Total:	\$0.00	(\$44,940.00)	(\$44,940.00)	\$0.00	\$44,940.00
7225 - CARES ACT - ESSR III					
0000 - Undesignated					
4200 - Unrestricted Federal- Received via Non-USBE	\$0.00	(\$129,753.00)	(\$129,753.00)	\$0.00	\$129,753.00
7225 - CARES ACT - ESSR III Total:	\$0.00	(\$129,753.00)	(\$129,753.00)	\$0.00	\$129,753.00
7250 - UNIQUE LOCAL FED/STATE UNRESTRICTED					
0000 - Undesignated					
4700 - TANF	\$0.00	(\$9,700.00)	(\$9,700.00)	\$0.00	\$9,700.00
7250 - UNIQUE LOCAL FED/STATE UNRESTRICTED Total:	\$0.00	(\$9,700.00)	(\$9,700.00)	\$0.00	\$9,700.00
7390 - Secure Rural Schools					
0000 - Undesignated					
4200 - Unrestricted Federal- Received via Non-USBE	\$0.00	(\$41,912.33)	(\$41,912.33)	\$0.00	\$41,912.33
7390 - Secure Rural Schools Total:	\$0.00	(\$41,912.33)	(\$41,912.33)	\$0.00	\$41,912.33
7401 - CTE Federal Perkins					
0000 - Undesignated					
4538 - Carl Perkins	\$0.00	(\$19,178.21)	(\$19,178.21)	\$0.00	\$19,178.21
7401 - CTE Federal Perkins Total:	\$0.00	(\$19,178.21)	(\$19,178.21)	\$0.00	\$19,178.21
7522 - IDEA-B - PRESCHOOL HANDCAPPED					
0000 - Undesignated					
4522 - IDEA-B--Pre-School Disabled (Sec 619)	\$0.00	(\$9,239.72)	(\$9,239.72)	\$0.00	\$9,239.72
7522 - IDEA-B - PRESCHOOL HANDCAPPED Total:	\$0.00	(\$9,239.72)	(\$9,239.72)	\$0.00	\$9,239.72

Garfield County School District

General Ledger - Element Summary Report

Fiscal Year: 2024-2025 From Date:7/1/2024 To Date:6/30/2025

Account Mask: ??????????????????

Account Type: REVENUE

Print accounts with zero balance
 Include Inactive Accounts
 Include PreEncumbrance

Fund / Location / Program / Function / Object	Adjusted Budget	Range To Date	Year To Date	Encumbrance	Budget Balance
7524 - IDEA-B - HANDICAPPED					
0000 - Undesignated					
4524 - IDEA-B--Disabled (PL 101-476)	\$0.00	(\$282,961.08)	(\$282,961.08)	\$0.00	\$282,961.08
7524 - IDEA-B - HANDICAPPED Total:	\$0.00	(\$282,961.08)	(\$282,961.08)	\$0.00	\$282,961.08
7590 - OTHER RESTRICTED GRANTS					
0000 - Undesignated					
4700 - TANF	\$0.00	(\$9,000.00)	(\$9,000.00)	\$0.00	\$9,000.00
7590 - OTHER RESTRICTED GRANTS Total:	\$0.00	(\$9,000.00)	(\$9,000.00)	\$0.00	\$9,000.00
7600 - OTHER FEDERAL/STATE RESTRICTED PGM'					
0000 - Undesignated					
4200 - Unrestricted Federal- Received via Non-USBE	\$0.00	(\$1,500.00)	(\$1,500.00)	\$0.00	\$1,500.00
7600 - OTHER FEDERAL/STATE RESTRICTED PGM' Total:	\$0.00	(\$1,500.00)	(\$1,500.00)	\$0.00	\$1,500.00
7801 - TITLE IA					
0000 - Undesignated					
4800 - Federal No Child Left Behind	\$0.00	(\$131,924.08)	(\$131,924.08)	\$0.00	\$131,924.08
7801 - TITLE IA Total:	\$0.00	(\$131,924.08)	(\$131,924.08)	\$0.00	\$131,924.08
7860 - TITLE IIA					
0000 - Undesignated					
4800 - Federal No Child Left Behind	\$0.00	(\$25,062.00)	(\$25,062.00)	\$0.00	\$25,062.00
7860 - TITLE IIA Total:	\$0.00	(\$25,062.00)	(\$25,062.00)	\$0.00	\$25,062.00
7880 - TITLE III ENGLISH ACQ					
0000 - Undesignated					
4800 - Federal No Child Left Behind	\$0.00	(\$5,610.46)	(\$5,610.46)	\$0.00	\$5,610.46
7880 - TITLE III ENGLISH ACQ Total:	\$0.00	(\$5,610.46)	(\$5,610.46)	\$0.00	\$5,610.46
7941 - SRSA - REAP					
0000 - Undesignated					
4300 - Restricted Federal Revenue	\$0.00	(\$86,050.00)	(\$86,050.00)	\$0.00	\$86,050.00
7941 - SRSA - REAP Total:	\$0.00	(\$86,050.00)	(\$86,050.00)	\$0.00	\$86,050.00
500 - District Office Total:	\$0.00	(\$23,141,323.15)	(\$23,141,323.15)	\$0.00	\$23,141,323.15
10 - Maintenance and Operations Fund Total:	\$0.00	(\$23,145,784.73)	(\$23,145,784.73)	\$0.00	\$23,145,784.73

Garfield County School District

General Ledger - Element Summary Report

Fiscal Year: 2024-2025 From Date:7/1/2024 To Date:6/30/2025

Account Mask: ??????????????????

Account Type: REVENUE

Print accounts with zero balance
 Include Inactive Accounts
 Include PreEncumbrance

Fund / Location / Program / Function / Object	Adjusted Budget	Range To Date	Year To Date	Encumbrance	Budget Balance
21 - Student Activity Fund					
104 - Antimony Elementary					
0508 - Fund 21 Lunch					
0000 - Undesignated					
1747 - Activities Fee Revenue	\$0.00	(\$99.10)	(\$99.10)	\$0.00	\$99.10
0508 - Fund 21 Lunch Total:					\$99.10
104 - Antimony Elementary Total:					\$99.10
108 - Boulder Elementary					
0508 - Fund 21 Lunch					
0000 - Undesignated					
1747 - Activities Fee Revenue	\$0.00	\$230.00	\$230.00	\$0.00	(\$230.00)
0508 - Fund 21 Lunch Total:					(\$230.00)
108 - Boulder Elementary Total:					(\$230.00)
112 - Bryce Valley Elementary					
0260 - Student Body					
0000 - Undesignated					
1747 - Activities Fee Revenue	\$0.00	(\$6,668.70)	(\$6,668.70)	\$0.00	\$6,668.70
0260 - Student Body Total:					\$6,668.70
0261 - Class Accounts					
0000 - Undesignated					
1770 - Fundraisers	\$0.00	(\$900.00)	(\$900.00)	\$0.00	\$900.00
0261 - Class Accounts Total:					\$900.00
0502 - CyberCorps					
0000 - Undesignated					
1747 - Activities Fee Revenue	\$0.00	(\$2,685.11)	(\$2,685.11)	\$0.00	\$2,685.11
0502 - CyberCorps Total:					\$2,685.11
0504 - Washington DC - Current Year					
0000 - Undesignated					
1747 - Activities Fee Revenue	\$0.00	(\$65,859.68)	(\$65,859.68)	\$0.00	\$65,859.68
0504 - Washington DC - Current Year Total:					\$65,859.68
0507 - PHS Scholarship					
0000 - Undesignated					
1747 - Activities Fee Revenue	\$0.00	(\$6,219.16)	(\$6,219.16)	\$0.00	\$6,219.16
0507 - PHS Scholarship Total:					\$6,219.16
0508 - Fund 21 Lunch					

Garfield County School District

General Ledger - Element Summary Report

Fiscal Year: 2024-2025 From Date:7/1/2024 To Date:6/30/2025

Account Mask: ??????????????????

Account Type: REVENUE

Print accounts with zero balance
 Include Inactive Accounts
 Include PreEncumbrance

Fund / Location / Program / Function / Object	Adjusted Budget	Range To Date	Year To Date	Encumbrance	Budget Balance
0000 - Undesignated					
1747 - Activities Fee Revenue	\$0.00	(\$13,769.85)	(\$13,769.85)	\$0.00	\$13,769.85
0508 - Fund 21 Lunch Total:	\$0.00	(\$13,769.85)	(\$13,769.85)	\$0.00	\$13,769.85
112 - Bryce Valley Elementary Total:	\$0.00	(\$96,102.50)	(\$96,102.50)	\$0.00	\$96,102.50
116 - Escalante Elementary					
0052 - Activities - Chromebook					
0000 - Undesignated					
1747 - Activities Fee Revenue	\$0.00	(\$220.00)	(\$220.00)	\$0.00	\$220.00
0052 - Activities - Chromebook Total:	\$0.00	(\$220.00)	(\$220.00)	\$0.00	\$220.00
0260 - Student Body					
0000 - Undesignated					
1747 - Activities Fee Revenue	\$0.00	(\$12.06)	(\$12.06)	\$0.00	\$12.06
0260 - Student Body Total:	\$0.00	(\$12.06)	(\$12.06)	\$0.00	\$12.06
0505 - Holiday Bonus					
0000 - Undesignated					
1747 - Activities Fee Revenue	\$0.00	(\$14,184.13)	(\$14,184.13)	\$0.00	\$14,184.13
0505 - Holiday Bonus Total:	\$0.00	(\$14,184.13)	(\$14,184.13)	\$0.00	\$14,184.13
0508 - Fund 21 Lunch					
0000 - Undesignated					
1747 - Activities Fee Revenue	\$0.00	(\$6,575.60)	(\$6,575.60)	\$0.00	\$6,575.60
0508 - Fund 21 Lunch Total:	\$0.00	(\$6,575.60)	(\$6,575.60)	\$0.00	\$6,575.60
116 - Escalante Elementary Total:	\$0.00	(\$20,991.79)	(\$20,991.79)	\$0.00	\$20,991.79
124 - Panguitch Elementary					
0260 - Student Body					
0000 - Undesignated					
1747 - Activities Fee Revenue	\$0.00	(\$8,156.90)	(\$8,156.90)	\$0.00	\$8,156.90
0260 - Student Body Total:	\$0.00	(\$8,156.90)	(\$8,156.90)	\$0.00	\$8,156.90
0502 - CyberCorps					
0000 - Undesignated					
1747 - Activities Fee Revenue	\$0.00	(\$3,850.00)	(\$3,850.00)	\$0.00	\$3,850.00
0502 - CyberCorps Total:	\$0.00	(\$3,850.00)	(\$3,850.00)	\$0.00	\$3,850.00
0504 - Washington DC - Current Year					
0000 - Undesignated					
1747 - Activities Fee Revenue	\$0.00	(\$6,714.72)	(\$6,714.72)	\$0.00	\$6,714.72
0504 - Washington DC - Current Year Total:	\$0.00	(\$6,714.72)	(\$6,714.72)	\$0.00	\$6,714.72

Garfield County School District

General Ledger - Element Summary Report

Fiscal Year: 2024-2025 From Date:7/1/2024 To Date:6/30/2025

Account Mask: ??????????????????

Account Type: REVENUE

Print accounts with zero balance
 Include Inactive Accounts
 Include PreEncumbrance

Fund / Location / Program / Function / Object	Adjusted Budget	Range To Date	Year To Date	Encumbrance	Budget Balance
0505 - Holiday Bonus					
0000 - Undesignated					
1747 - Activities Fee Revenue	\$0.00	(\$16,725.00)	(\$16,725.00)	\$0.00	\$16,725.00
0505 - Holiday Bonus Total:	\$0.00	(\$16,725.00)	(\$16,725.00)	\$0.00	\$16,725.00
0508 - Fund 21 Lunch					
0000 - Undesignated					
1747 - Activities Fee Revenue	\$0.00	(\$21,611.70)	(\$21,611.70)	\$0.00	\$21,611.70
0508 - Fund 21 Lunch Total:	\$0.00	(\$21,611.70)	(\$21,611.70)	\$0.00	\$21,611.70
124 - Panguitch Elementary Total:	\$0.00	(\$57,058.32)	(\$57,058.32)	\$0.00	\$57,058.32
304 - Panguitch Middle					
0052 - Activities - Chromebook					
0000 - Undesignated					
1747 - Activities Fee Revenue	\$0.00	(\$128.00)	(\$128.00)	\$0.00	\$128.00
0052 - Activities - Chromebook Total:	\$0.00	(\$128.00)	(\$128.00)	\$0.00	\$128.00
0250 - Yearbook					
0000 - Undesignated					
1747 - Activities Fee Revenue	\$0.00	(\$180.00)	(\$180.00)	\$0.00	\$180.00
0250 - Yearbook Total:	\$0.00	(\$180.00)	(\$180.00)	\$0.00	\$180.00
0260 - Student Body					
0000 - Undesignated					
1747 - Activities Fee Revenue	\$0.00	(\$790.00)	(\$790.00)	\$0.00	\$790.00
0260 - Student Body Total:	\$0.00	(\$790.00)	(\$790.00)	\$0.00	\$790.00
0261 - Class Accounts					
0000 - Undesignated					
1747 - Activities Fee Revenue	\$0.00	(\$20.00)	(\$20.00)	\$0.00	\$20.00
0261 - Class Accounts Total:	\$0.00	(\$20.00)	(\$20.00)	\$0.00	\$20.00
0508 - Fund 21 Lunch					
0000 - Undesignated					
1747 - Activities Fee Revenue	\$0.00	(\$8,071.37)	(\$8,071.37)	\$0.00	\$8,071.37
0508 - Fund 21 Lunch Total:	\$0.00	(\$8,071.37)	(\$8,071.37)	\$0.00	\$8,071.37
304 - Panguitch Middle Total:	\$0.00	(\$9,189.37)	(\$9,189.37)	\$0.00	\$9,189.37
704 - Bryce Valley High					
0015 - AGRICULTURE					
0000 - Undesignated					
1747 - Activities Fee Revenue	\$0.00	(\$4,341.99)	(\$4,341.99)	\$0.00	\$4,341.99

Garfield County School District

General Ledger - Element Summary Report

Fiscal Year: 2024-2025 From Date:7/1/2024 To Date:6/30/2025

Account Mask: ??????????????????

Account Type: REVENUE

Print accounts with zero balance
 Include Inactive Accounts
 Include PreEncumbrance

Fund / Location / Program / Function / Object	Adjusted Budget	Range To Date	Year To Date	Encumbrance	Budget Balance
0015 - AGRICULTURE Total:	\$0.00	(\$4,341.99)	(\$4,341.99)	\$0.00	\$4,341.99
0030 - ATHLETICS (INTERSCHOOL)					
0000 - Undesignated					
1747 - Activities Fee Revenue	\$0.00	(\$11,669.30)	(\$11,669.30)	\$0.00	\$11,669.30
0030 - ATHLETICS (INTERSCHOOL) Total:	\$0.00	(\$11,669.30)	(\$11,669.30)	\$0.00	\$11,669.30
0100 - DRIVER EDUCATION (CLASSROOM)					
0000 - Undesignated					
1747 - Activities Fee Revenue	\$0.00	(\$650.00)	(\$650.00)	\$0.00	\$650.00
0100 - DRIVER EDUCATION (CLASSROOM) Total:	\$0.00	(\$650.00)	(\$650.00)	\$0.00	\$650.00
0140 - INDUSTRIAL ARTS					
0000 - Undesignated					
1745 - Co-Curricular Fees	\$0.00	(\$4,981.79)	(\$4,981.79)	\$0.00	\$4,981.79
0140 - INDUSTRIAL ARTS Total:	\$0.00	(\$4,981.79)	(\$4,981.79)	\$0.00	\$4,981.79
0231 - Boys Basketball					
0000 - Undesignated					
1747 - Activities Fee Revenue	\$0.00	(\$1,005.92)	(\$1,005.92)	\$0.00	\$1,005.92
0231 - Boys Basketball Total:	\$0.00	(\$1,005.92)	(\$1,005.92)	\$0.00	\$1,005.92
0232 - BASEBALL					
0000 - Undesignated					
1747 - Activities Fee Revenue	\$0.00	(\$402.00)	(\$402.00)	\$0.00	\$402.00
0232 - BASEBALL Total:	\$0.00	(\$402.00)	(\$402.00)	\$0.00	\$402.00
0242 - VOLLEYBALL					
0000 - Undesignated					
1747 - Activities Fee Revenue	\$0.00	(\$1,672.62)	(\$1,672.62)	\$0.00	\$1,672.62
0242 - VOLLEYBALL Total:	\$0.00	(\$1,672.62)	(\$1,672.62)	\$0.00	\$1,672.62
0248 - Girls Basketball					
0000 - Undesignated					
1747 - Activities Fee Revenue	\$0.00	(\$769.60)	(\$769.60)	\$0.00	\$769.60
0248 - Girls Basketball Total:	\$0.00	(\$769.60)	(\$769.60)	\$0.00	\$769.60
0250 - Yearbook					
0000 - Undesignated					
1747 - Activities Fee Revenue	\$0.00	(\$573.15)	(\$573.15)	\$0.00	\$573.15
0250 - Yearbook Total:	\$0.00	(\$573.15)	(\$573.15)	\$0.00	\$573.15
0260 - Student Body					
0000 - Undesignated					

Garfield County School District

General Ledger - Element Summary Report

Fiscal Year: 2024-2025 From Date:7/1/2024 To Date:6/30/2025

Account Mask: ??????????????????

Account Type: REVENUE

Print accounts with zero balance
 Include Inactive Accounts
 Include PreEncumbrance

Fund / Location / Program / Function / Object	Adjusted Budget	Range To Date	Year To Date	Encumbrance	Budget Balance
1747 - Activities Fee Revenue	\$0.00	(\$5,249.44)	(\$5,249.44)	\$0.00	\$5,249.44
0260 - Student Body Total:	\$0.00	(\$5,249.44)	(\$5,249.44)	\$0.00	\$5,249.44
0262 - Class Accounts					
0000 - Undesignated					
1747 - Activities Fee Revenue	\$0.00	(\$7.42)	(\$7.42)	\$0.00	\$7.42
0262 - Class Accounts Total:	\$0.00	(\$7.42)	(\$7.42)	\$0.00	\$7.42
0263 - Class Accounts					
0000 - Undesignated					
1747 - Activities Fee Revenue	\$0.00	(\$1,772.03)	(\$1,772.03)	\$0.00	\$1,772.03
0263 - Class Accounts Total:	\$0.00	(\$1,772.03)	(\$1,772.03)	\$0.00	\$1,772.03
0264 - Class Accounts					
0000 - Undesignated					
1747 - Activities Fee Revenue	\$0.00	(\$279.00)	(\$279.00)	\$0.00	\$279.00
0264 - Class Accounts Total:	\$0.00	(\$279.00)	(\$279.00)	\$0.00	\$279.00
0265 - Class Accounts					
0000 - Undesignated					
1747 - Activities Fee Revenue	\$0.00	(\$4,073.03)	(\$4,073.03)	\$0.00	\$4,073.03
0265 - Class Accounts Total:	\$0.00	(\$4,073.03)	(\$4,073.03)	\$0.00	\$4,073.03
0508 - Fund 21 Lunch					
0000 - Undesignated					
1747 - Activities Fee Revenue	\$0.00	(\$3,804.94)	(\$3,804.94)	\$0.00	\$3,804.94
0508 - Fund 21 Lunch Total:	\$0.00	(\$3,804.94)	(\$3,804.94)	\$0.00	\$3,804.94
704 - Bryce Valley High Total:	\$0.00	(\$41,252.23)	(\$41,252.23)	\$0.00	\$41,252.23
708 - Escalante High					
0015 - AGRICULTURE					
0000 - Undesignated					
1747 - Activities Fee Revenue	\$0.00	(\$1,931.70)	(\$1,931.70)	\$0.00	\$1,931.70
0015 - AGRICULTURE Total:	\$0.00	(\$1,931.70)	(\$1,931.70)	\$0.00	\$1,931.70
0030 - ATHLETICS (INTERSCHOOL)					
0000 - Undesignated					
1747 - Activities Fee Revenue	\$0.00	(\$9,914.33)	(\$9,914.33)	\$0.00	\$9,914.33
0030 - ATHLETICS (INTERSCHOOL) Total:	\$0.00	(\$9,914.33)	(\$9,914.33)	\$0.00	\$9,914.33
0034 - Track and Cross Country					
0000 - Undesignated					
1747 - Activities Fee Revenue	\$0.00	(\$4,000.04)	(\$4,000.04)	\$0.00	\$4,000.04

Garfield County School District

General Ledger - Element Summary Report

Fiscal Year: 2024-2025 From Date:7/1/2024 To Date:6/30/2025

Account Mask: ??????????????????

Account Type: REVENUE

Print accounts with zero balance
 Include Inactive Accounts
 Include PreEncumbrance

Fund / Location / Program / Function / Object	Adjusted Budget	Range To Date	Year To Date	Encumbrance	Budget Balance
0034 - Track and Cross Country Total:	\$0.00	(\$4,000.04)	(\$4,000.04)	\$0.00	\$4,000.04
0035 - Cheerleading					
0000 - Undesignated					
1747 - Activities Fee Revenue	\$0.00	(\$770.84)	(\$770.84)	\$0.00	\$770.84
0035 - Cheerleading Total:	\$0.00	(\$770.84)	(\$770.84)	\$0.00	\$770.84
0052 - Activities - Chromebook					
0000 - Undesignated					
1747 - Activities Fee Revenue	\$0.00	(\$40.00)	(\$40.00)	\$0.00	\$40.00
0052 - Activities - Chromebook Total:	\$0.00	(\$40.00)	(\$40.00)	\$0.00	\$40.00
0100 - DRIVER EDUCATION (CLASSROOM)					
0000 - Undesignated					
1747 - Activities Fee Revenue	\$0.00	(\$1,350.00)	(\$1,350.00)	\$0.00	\$1,350.00
0100 - DRIVER EDUCATION (CLASSROOM) Total:	\$0.00	(\$1,350.00)	(\$1,350.00)	\$0.00	\$1,350.00
0130 - HOMEMAKING					
0000 - Undesignated					
1747 - Activities Fee Revenue	\$0.00	(\$30.00)	(\$30.00)	\$0.00	\$30.00
0130 - HOMEMAKING Total:	\$0.00	(\$30.00)	(\$30.00)	\$0.00	\$30.00
0140 - INDUSTRIAL ARTS					
0000 - Undesignated					
1747 - Activities Fee Revenue	\$0.00	(\$70.00)	(\$70.00)	\$0.00	\$70.00
0140 - INDUSTRIAL ARTS Total:	\$0.00	(\$70.00)	(\$70.00)	\$0.00	\$70.00
0231 - Boys Basketball					
0000 - Undesignated					
1747 - Activities Fee Revenue	\$0.00	(\$2,424.40)	(\$2,424.40)	\$0.00	\$2,424.40
0231 - Boys Basketball Total:	\$0.00	(\$2,424.40)	(\$2,424.40)	\$0.00	\$2,424.40
0236 - FOOTBALL					
0000 - Undesignated					
1747 - Activities Fee Revenue	\$0.00	(\$45,805.12)	(\$45,805.12)	\$0.00	\$45,805.12
0236 - FOOTBALL Total:	\$0.00	(\$45,805.12)	(\$45,805.12)	\$0.00	\$45,805.12
0242 - VOLLEYBALL					
0000 - Undesignated					
1747 - Activities Fee Revenue	\$0.00	(\$3,813.02)	(\$3,813.02)	\$0.00	\$3,813.02
0242 - VOLLEYBALL Total:	\$0.00	(\$3,813.02)	(\$3,813.02)	\$0.00	\$3,813.02
0245 - WRESTLING					

Garfield County School District

General Ledger - Element Summary Report

Fiscal Year: 2024-2025 From Date:7/1/2024 To Date:6/30/2025

Account Mask: ??????????????????

Account Type: REVENUE

Print accounts with zero balance
 Include Inactive Accounts
 Include PreEncumbrance

Fund / Location / Program / Function / Object	Adjusted Budget	Range To Date	Year To Date	Encumbrance	Budget Balance
0000 - Undesignated					
1747 - Activities Fee Revenue	\$0.00	(\$464.06)	(\$464.06)	\$0.00	\$464.06
0245 - WRESTLING Total:	\$0.00	(\$464.06)	(\$464.06)	\$0.00	\$464.06
0248 - Girls Basketball					
0000 - Undesignated					
1747 - Activities Fee Revenue	\$0.00	(\$9,341.10)	(\$9,341.10)	\$0.00	\$9,341.10
0248 - Girls Basketball Total:	\$0.00	(\$9,341.10)	(\$9,341.10)	\$0.00	\$9,341.10
0250 - Yearbook					
0000 - Undesignated					
1747 - Activities Fee Revenue	\$0.00	(\$1,440.00)	(\$1,440.00)	\$0.00	\$1,440.00
0250 - Yearbook Total:	\$0.00	(\$1,440.00)	(\$1,440.00)	\$0.00	\$1,440.00
0260 - Student Body					
0000 - Undesignated					
1747 - Activities Fee Revenue	\$0.00	(\$7,885.96)	(\$7,885.96)	\$0.00	\$7,885.96
0260 - Student Body Total:	\$0.00	(\$7,885.96)	(\$7,885.96)	\$0.00	\$7,885.96
0263 - Class Accounts					
0000 - Undesignated					
1747 - Activities Fee Revenue	\$0.00	(\$4,004.25)	(\$4,004.25)	\$0.00	\$4,004.25
0263 - Class Accounts Total:	\$0.00	(\$4,004.25)	(\$4,004.25)	\$0.00	\$4,004.25
0264 - Class Accounts					
0000 - Undesignated					
1747 - Activities Fee Revenue	\$0.00	(\$1,197.62)	(\$1,197.62)	\$0.00	\$1,197.62
0264 - Class Accounts Total:	\$0.00	(\$1,197.62)	(\$1,197.62)	\$0.00	\$1,197.62
0265 - Class Accounts					
1000 - INSTRUCTION					
1747 - Activities Fee Revenue	\$0.00	(\$10,000.00)	(\$10,000.00)	\$0.00	\$10,000.00
0265 - Class Accounts Total:	\$0.00	(\$10,000.00)	(\$10,000.00)	\$0.00	\$10,000.00
0501 - Fitness Center					
0000 - Undesignated					
1747 - Activities Fee Revenue	\$0.00	(\$2,770.00)	(\$2,770.00)	\$0.00	\$2,770.00
0501 - Fitness Center Total:	\$0.00	(\$2,770.00)	(\$2,770.00)	\$0.00	\$2,770.00
0508 - Fund 21 Lunch					
0000 - Undesignated					
1747 - Activities Fee Revenue	\$0.00	(\$6,972.63)	(\$6,972.63)	\$0.00	\$6,972.63
0508 - Fund 21 Lunch Total:	\$0.00	(\$6,972.63)	(\$6,972.63)	\$0.00	\$6,972.63

Garfield County School District

General Ledger - Element Summary Report

Fiscal Year: 2024-2025 From Date:7/1/2024 To Date:6/30/2025

Account Mask: ??????????????????

Account Type: REVENUE

Print accounts with zero balance
 Include Inactive Accounts
 Include PreEncumbrance

Fund / Location / Program / Function / Object	Adjusted Budget	Range To Date	Year To Date	Encumbrance	Budget Balance
708 - Escalante High Total:	\$0.00	(\$114,225.07)	(\$114,225.07)	\$0.00	\$114,225.07
712 - Panguitch High					
0015 - AGRICULTURE					
0000 - Undesignated					
1747 - Activities Fee Revenue	\$0.00	(\$1,731.00)	(\$1,731.00)	\$0.00	\$1,731.00
0015 - AGRICULTURE Total:	\$0.00	(\$1,731.00)	(\$1,731.00)	\$0.00	\$1,731.00
0030 - ATHLETICS (INTERSCHOOL)					
0000 - Undesignated					
1747 - Activities Fee Revenue	\$0.00	(\$32,749.29)	(\$32,749.29)	\$0.00	\$32,749.29
0030 - ATHLETICS (INTERSCHOOL) Total:	\$0.00	(\$32,749.29)	(\$32,749.29)	\$0.00	\$32,749.29
0034 - Track and Cross Country					
0000 - Undesignated					
1747 - Activities Fee Revenue	\$0.00	(\$887.40)	(\$887.40)	\$0.00	\$887.40
0034 - Track and Cross Country Total:	\$0.00	(\$887.40)	(\$887.40)	\$0.00	\$887.40
0035 - Cheerleading					
0000 - Undesignated					
1747 - Activities Fee Revenue	\$0.00	(\$20,088.71)	(\$20,088.71)	\$0.00	\$20,088.71
0035 - Cheerleading Total:	\$0.00	(\$20,088.71)	(\$20,088.71)	\$0.00	\$20,088.71
0037 - Undesignated					
0000 - Undesignated					
1747 - Activities Fee Revenue	\$0.00	(\$25,969.25)	(\$25,969.25)	\$0.00	\$25,969.25
0037 - Undesignated Total:	\$0.00	(\$25,969.25)	(\$25,969.25)	\$0.00	\$25,969.25
0052 - Activities - Chromebook					
0000 - Undesignated					
1747 - Activities Fee Revenue	\$0.00	(\$569.00)	(\$569.00)	\$0.00	\$569.00
0052 - Activities - Chromebook Total:	\$0.00	(\$569.00)	(\$569.00)	\$0.00	\$569.00
0100 - DRIVER EDUCATION (CLASSROOM)					
0000 - Undesignated					
1747 - Activities Fee Revenue	\$0.00	(\$3,600.00)	(\$3,600.00)	\$0.00	\$3,600.00
0100 - DRIVER EDUCATION (CLASSROOM) Total:	\$0.00	(\$3,600.00)	(\$3,600.00)	\$0.00	\$3,600.00
0111 - Debate					
0000 - Undesignated					
1747 - Activities Fee Revenue	\$0.00	(\$6,571.52)	(\$6,571.52)	\$0.00	\$6,571.52
0111 - Debate Total:	\$0.00	(\$6,571.52)	(\$6,571.52)	\$0.00	\$6,571.52

Garfield County School District

General Ledger - Element Summary Report

Fiscal Year: 2024-2025 From Date:7/1/2024 To Date:6/30/2025

Account Mask: ??????????????????

Account Type: REVENUE

Print accounts with zero balance
 Include Inactive Accounts
 Include PreEncumbrance

Fund / Location / Program / Function / Object	Adjusted Budget	Range To Date	Year To Date	Encumbrance	Budget Balance
0114 - SPEECH AND DRAMA					
0000 - Undesignated					
1747 - Activities Fee Revenue	\$0.00	(\$11,104.33)	(\$11,104.33)	\$0.00	\$11,104.33
1750 - School Vending &Stores (Gross Sales)	\$0.00	(\$543.73)	(\$543.73)	\$0.00	\$543.73
0114 - SPEECH AND DRAMA Total:	\$0.00	(\$11,648.06)	(\$11,648.06)	\$0.00	\$11,648.06
0130 - HOMEMAKING					
0000 - Undesignated					
1747 - Activities Fee Revenue	\$0.00	(\$706.45)	(\$706.45)	\$0.00	\$706.45
0130 - HOMEMAKING Total:	\$0.00	(\$706.45)	(\$706.45)	\$0.00	\$706.45
0140 - INDUSTRIAL ARTS					
0000 - Undesignated					
1747 - Activities Fee Revenue	\$0.00	(\$1,964.30)	(\$1,964.30)	\$0.00	\$1,964.30
0140 - INDUSTRIAL ARTS Total:	\$0.00	(\$1,964.30)	(\$1,964.30)	\$0.00	\$1,964.30
0141 - AUTOMOTIVE					
0000 - Undesignated					
1747 - Activities Fee Revenue	\$0.00	(\$1,281.68)	(\$1,281.68)	\$0.00	\$1,281.68
0141 - AUTOMOTIVE Total:	\$0.00	(\$1,281.68)	(\$1,281.68)	\$0.00	\$1,281.68
0231 - Boys Basketball					
0000 - Undesignated					
1747 - Activities Fee Revenue	\$0.00	(\$21,695.02)	(\$21,695.02)	\$0.00	\$21,695.02
0231 - Boys Basketball Total:	\$0.00	(\$21,695.02)	(\$21,695.02)	\$0.00	\$21,695.02
0232 - BASEBALL					
0000 - Undesignated					
1747 - Activities Fee Revenue	\$0.00	(\$5,517.60)	(\$5,517.60)	\$0.00	\$5,517.60
0232 - BASEBALL Total:	\$0.00	(\$5,517.60)	(\$5,517.60)	\$0.00	\$5,517.60
0236 - FOOTBALL					
0000 - Undesignated					
1747 - Activities Fee Revenue	\$0.00	(\$80,600.00)	(\$80,600.00)	\$0.00	\$80,600.00
0236 - FOOTBALL Total:	\$0.00	(\$80,600.00)	(\$80,600.00)	\$0.00	\$80,600.00
0238 - GOLF					
0000 - Undesignated					
1747 - Activities Fee Revenue	\$0.00	(\$3,030.00)	(\$3,030.00)	\$0.00	\$3,030.00
0238 - GOLF Total:	\$0.00	(\$3,030.00)	(\$3,030.00)	\$0.00	\$3,030.00
0240 - SOFTBALL					
0000 - Undesignated					

Garfield County School District

General Ledger - Element Summary Report

Fiscal Year: 2024-2025 From Date:7/1/2024 To Date:6/30/2025

Account Mask: ??????????????????

Account Type: REVENUE

Print accounts with zero balance
 Include Inactive Accounts
 Include PreEncumbrance

Fund / Location / Program / Function / Object	Adjusted Budget	Range To Date	Year To Date	Encumbrance	Budget Balance
1747 - Activities Fee Revenue	\$0.00	(\$19,118.75)	(\$19,118.75)	\$0.00	\$19,118.75
0240 - SOFTBALL Total:	\$0.00	(\$19,118.75)	(\$19,118.75)	\$0.00	\$19,118.75
0242 - VOLLEYBALL					
0000 - Undesignated					
1747 - Activities Fee Revenue	\$0.00	(\$14,488.29)	(\$14,488.29)	\$0.00	\$14,488.29
0242 - VOLLEYBALL Total:	\$0.00	(\$14,488.29)	(\$14,488.29)	\$0.00	\$14,488.29
0245 - WRESTLING					
0000 - Undesignated					
1747 - Activities Fee Revenue	\$0.00	(\$32,372.48)	(\$32,372.48)	\$0.00	\$32,372.48
0245 - WRESTLING Total:	\$0.00	(\$32,372.48)	(\$32,372.48)	\$0.00	\$32,372.48
0248 - Girls Basketball					
0000 - Undesignated					
1747 - Activities Fee Revenue	\$0.00	(\$13,034.47)	(\$13,034.47)	\$0.00	\$13,034.47
0248 - Girls Basketball Total:	\$0.00	(\$13,034.47)	(\$13,034.47)	\$0.00	\$13,034.47
0250 - Yearbook					
0000 - Undesignated					
1747 - Activities Fee Revenue	\$0.00	(\$3,248.05)	(\$3,248.05)	\$0.00	\$3,248.05
0250 - Yearbook Total:	\$0.00	(\$3,248.05)	(\$3,248.05)	\$0.00	\$3,248.05
0260 - Student Body					
0000 - Undesignated					
1747 - Activities Fee Revenue	\$0.00	(\$5,403.84)	(\$5,403.84)	\$0.00	\$5,403.84
0260 - Student Body Total:	\$0.00	(\$5,403.84)	(\$5,403.84)	\$0.00	\$5,403.84
0261 - Class Accounts					
0000 - Undesignated					
1747 - Activities Fee Revenue	\$0.00	(\$20.00)	(\$20.00)	\$0.00	\$20.00
0261 - Class Accounts Total:	\$0.00	(\$20.00)	(\$20.00)	\$0.00	\$20.00
0262 - Class Accounts					
0000 - Undesignated					
1747 - Activities Fee Revenue	\$0.00	(\$951.00)	(\$951.00)	\$0.00	\$951.00
0262 - Class Accounts Total:	\$0.00	(\$951.00)	(\$951.00)	\$0.00	\$951.00
0263 - Class Accounts					
0000 - Undesignated					
1747 - Activities Fee Revenue	\$0.00	(\$7,498.80)	(\$7,498.80)	\$0.00	\$7,498.80
0263 - Class Accounts Total:	\$0.00	(\$7,498.80)	(\$7,498.80)	\$0.00	\$7,498.80
0264 - Class Accounts					

Garfield County School District

General Ledger - Element Summary Report

Fiscal Year: 2024-2025 From Date:7/1/2024 To Date:6/30/2025

Account Mask: ??????????????????

Account Type: REVENUE

Print accounts with zero balance
 Include Inactive Accounts
 Include PreEncumbrance

Fund / Location / Program / Function / Object	Adjusted Budget	Range To Date	Year To Date	Encumbrance	Budget Balance
0000 - Undesignated					
1747 - Activities Fee Revenue	\$0.00	(\$2,146.63)	(\$2,146.63)	\$0.00	\$2,146.63
0264 - Class Accounts Total:	\$0.00	(\$2,146.63)	(\$2,146.63)	\$0.00	\$2,146.63
0265 - Class Accounts					
0000 - Undesignated					
1747 - Activities Fee Revenue	\$0.00	(\$1,036.00)	(\$1,036.00)	\$0.00	\$1,036.00
0265 - Class Accounts Total:	\$0.00	(\$1,036.00)	(\$1,036.00)	\$0.00	\$1,036.00
0266 - School Concession Program					
0000 - Undesignated					
1750 - School Vending &Stores (Gross Sales)	\$0.00	(\$602.28)	(\$602.28)	\$0.00	\$602.28
0266 - School Concession Program Total:	\$0.00	(\$602.28)	(\$602.28)	\$0.00	\$602.28
0267 - School Concession Program					
0000 - Undesignated					
1750 - School Vending &Stores (Gross Sales)	\$0.00	(\$424.75)	(\$424.75)	\$0.00	\$424.75
0267 - School Concession Program Total:	\$0.00	(\$424.75)	(\$424.75)	\$0.00	\$424.75
0268 - Undesignated					
0000 - Undesignated					
1750 - School Vending &Stores (Gross Sales)	\$0.00	(\$697.80)	(\$697.80)	\$0.00	\$697.80
0268 - Undesignated Total:	\$0.00	(\$697.80)	(\$697.80)	\$0.00	\$697.80
0269 - Undesignated					
0000 - Undesignated					
1750 - School Vending &Stores (Gross Sales)	\$0.00	(\$402.00)	(\$402.00)	\$0.00	\$402.00
0269 - Undesignated Total:	\$0.00	(\$402.00)	(\$402.00)	\$0.00	\$402.00
0270 - Undesignated					
0000 - Undesignated					
1750 - School Vending &Stores (Gross Sales)	\$0.00	(\$800.00)	(\$800.00)	\$0.00	\$800.00
0270 - Undesignated Total:	\$0.00	(\$800.00)	(\$800.00)	\$0.00	\$800.00
0271 - Undesignated					
0000 - Undesignated					
1750 - School Vending &Stores (Gross Sales)	\$0.00	(\$1,550.00)	(\$1,550.00)	\$0.00	\$1,550.00
0271 - Undesignated Total:	\$0.00	(\$1,550.00)	(\$1,550.00)	\$0.00	\$1,550.00
0502 - CyberCorps					
0000 - Undesignated					
1747 - Activities Fee Revenue	\$0.00	(\$80.00)	(\$80.00)	\$0.00	\$80.00
0502 - CyberCorps Total:	\$0.00	(\$80.00)	(\$80.00)	\$0.00	\$80.00

Garfield County School District

General Ledger - Element Summary Report

Fiscal Year: 2024-2025 From Date:7/1/2024 To Date:6/30/2025

Account Mask: ??????????????????

Account Type: REVENUE

- Print accounts with zero balance
 Include Inactive Accounts
 Include PreEncumbrance

Fund / Location / Program / Function / Object	Adjusted Budget	Range To Date	Year To Date	Encumbrance	Budget Balance
712 - Panguitch High Total:	\$0.00	(\$322,484.42)	(\$322,484.42)	\$0.00	\$322,484.42
21 - Student Activity Fund Total:	\$0.00	(\$661,172.80)	(\$661,172.80)	\$0.00	\$661,172.80

Garfield County School District

General Ledger - Element Summary Report

Fiscal Year: 2024-2025 From Date: 7/1/2024 To Date: 6/30/2025

Account Mask: ??????????????????

Account Type: REVENUE

Print accounts with zero balance
 Include Inactive Accounts
 Include PreEncumbrance

Fund / Location / Program / Function / Object	Adjusted Budget	Range To Date	Year To Date	Encumbrance	Budget Balance
32 - Capital Projects Fund					
500 - District Office					
0400 - Administration					
0000 - Undesignated					
1510 - Interest on Investments	\$0.00	(\$210,264.87)	(\$210,264.87)	\$0.00	\$210,264.87
0400 - Administration Total:	\$0.00	(\$210,264.87)	(\$210,264.87)	\$0.00	\$210,264.87
5500 - PUBLIC EDUCATION CAPITAL OUTLAY					
0000 - Undesignated					
1124 - Capital Local Current	\$0.00	(\$361,159.75)	(\$361,159.75)	\$0.00	\$361,159.75
1125 - Capital Local Redemptions	\$0.00	(\$1,495,885.30)	(\$1,495,885.30)	\$0.00	\$1,495,885.30
1174 - FILT--Capital Local	\$0.00	(\$166,063.18)	(\$166,063.18)	\$0.00	\$166,063.18
1510 - Interest on Investments	\$0.00	(\$68,474.31)	(\$68,474.31)	\$0.00	\$68,474.31
4000 - Rev from Federal Sources	\$0.00	(\$64.00)	(\$64.00)	\$0.00	\$64.00
5500 - PUBLIC EDUCATION CAPITAL OUTLAY Total:	\$0.00	(\$2,091,646.54)	(\$2,091,646.54)	\$0.00	\$2,091,646.54
5550 - CAPITAL OUTLAY FOUNDATION					
0000 - Undesignated					
3700 - Capital Outlay Programs	\$0.00	(\$234,672.19)	(\$234,672.19)	\$0.00	\$234,672.19
5550 - CAPITAL OUTLAY FOUNDATION Total:	\$0.00	(\$234,672.19)	(\$234,672.19)	\$0.00	\$234,672.19
7380 - E-Rate					
0000 - Undesignated					
4700 - TANF	\$0.00	(\$10,755.78)	(\$10,755.78)	\$0.00	\$10,755.78
7380 - E-Rate Total:	\$0.00	(\$10,755.78)	(\$10,755.78)	\$0.00	\$10,755.78
500 - District Office Total:	\$0.00	(\$2,547,339.38)	(\$2,547,339.38)	\$0.00	\$2,547,339.38
32 - Capital Projects Fund Total:	\$0.00	(\$2,547,339.38)	(\$2,547,339.38)	\$0.00	\$2,547,339.38

Garfield County School District

General Ledger - Element Summary Report

Fiscal Year: 2024-2025 From Date:7/1/2024 To Date:6/30/2025

Account Mask: ??????????????????

Account Type: REVENUE

Print accounts with zero balance
 Include Inactive Accounts
 Include PreEncumbrance

Fund / Location / Program / Function / Object	Adjusted Budget	Range To Date	Year To Date	Encumbrance	Budget Balance
51 - Food Service Fund					
104 - Antimony Elementary					
8070 - STATE SCHOOL LUNCH PROGRAMS					
0000 - Undesignated					
1610 - Sales to Students	\$0.00	(\$123.80)	(\$123.80)	\$0.00	\$123.80
1620 - Sales to Adults	\$0.00	(\$4,647.94)	(\$4,647.94)	\$0.00	\$4,647.94
8070 - STATE SCHOOL LUNCH PROGRAMS Total:	\$0.00	(\$4,771.74)	(\$4,771.74)	\$0.00	\$4,771.74
104 - Antimony Elementary Total:	\$0.00	(\$4,771.74)	(\$4,771.74)	\$0.00	\$4,771.74
108 - Boulder Elementary					
8070 - STATE SCHOOL LUNCH PROGRAMS					
0000 - Undesignated					
1610 - Sales to Students	\$0.00	(\$1,165.30)	(\$1,165.30)	\$0.00	\$1,165.30
8070 - STATE SCHOOL LUNCH PROGRAMS Total:	\$0.00	(\$1,165.30)	(\$1,165.30)	\$0.00	\$1,165.30
108 - Boulder Elementary Total:	\$0.00	(\$1,165.30)	(\$1,165.30)	\$0.00	\$1,165.30
112 - Bryce Valley Elementary					
8070 - STATE SCHOOL LUNCH PROGRAMS					
0000 - Undesignated					
1610 - Sales to Students	\$0.00	(\$17,740.20)	(\$17,740.20)	\$0.00	\$17,740.20
1620 - Sales to Adults	\$0.00	(\$1,740.20)	(\$1,740.20)	\$0.00	\$1,740.20
8070 - STATE SCHOOL LUNCH PROGRAMS Total:	\$0.00	(\$19,480.40)	(\$19,480.40)	\$0.00	\$19,480.40
112 - Bryce Valley Elementary Total:	\$0.00	(\$19,480.40)	(\$19,480.40)	\$0.00	\$19,480.40
116 - Escalante Elementary					
8070 - STATE SCHOOL LUNCH PROGRAMS					
0000 - Undesignated					
1610 - Sales to Students	\$0.00	(\$14,864.80)	(\$14,864.80)	\$0.00	\$14,864.80
1620 - Sales to Adults	\$0.00	(\$1,116.45)	(\$1,116.45)	\$0.00	\$1,116.45
8070 - STATE SCHOOL LUNCH PROGRAMS Total:	\$0.00	(\$15,981.25)	(\$15,981.25)	\$0.00	\$15,981.25
116 - Escalante Elementary Total:	\$0.00	(\$15,981.25)	(\$15,981.25)	\$0.00	\$15,981.25
124 - Panguitch Elementary					
8070 - STATE SCHOOL LUNCH PROGRAMS					
0000 - Undesignated					
1610 - Sales to Students	\$0.00	(\$30,857.10)	(\$30,857.10)	\$0.00	\$30,857.10
1620 - Sales to Adults	\$0.00	(\$333.20)	(\$333.20)	\$0.00	\$333.20
8070 - STATE SCHOOL LUNCH PROGRAMS Total:	\$0.00	(\$31,190.30)	(\$31,190.30)	\$0.00	\$31,190.30
124 - Panguitch Elementary Total:	\$0.00	(\$31,190.30)	(\$31,190.30)	\$0.00	\$31,190.30

Garfield County School District

General Ledger - Element Summary Report

Fiscal Year: 2024-2025 From Date:7/1/2024 To Date:6/30/2025

Account Mask: ??????????????????

Account Type: REVENUE

Print accounts with zero balance
 Include Inactive Accounts
 Include PreEncumbrance

Fund / Location / Program / Function / Object	Adjusted Budget	Range To Date	Year To Date	Encumbrance	Budget Balance
304 - Panguitch Middle					
8070 - STATE SCHOOL LUNCH PROGRAMS					
0000 - Undesignated					
1610 - Sales to Students	\$0.00	(\$5,026.80)	(\$5,026.80)	\$0.00	\$5,026.80
1620 - Sales to Adults	\$0.00	(\$37.15)	(\$37.15)	\$0.00	\$37.15
8070 - STATE SCHOOL LUNCH PROGRAMS Total:					
	\$0.00	(\$5,063.95)	(\$5,063.95)	\$0.00	\$5,063.95
304 - Panguitch Middle Total:					
	\$0.00	(\$5,063.95)	(\$5,063.95)	\$0.00	\$5,063.95
500 - District Office					
8070 - STATE SCHOOL LUNCH PROGRAMS					
0000 - Undesignated					
1690 - Other Local Revenue	\$0.00	(\$984.47)	(\$984.47)	\$0.00	\$984.47
3800 - Curriculum Development	\$0.00	(\$57,943.51)	(\$57,943.51)	\$0.00	\$57,943.51
4560 - Federal Child Nutrition Programs	\$0.00	(\$15,440.87)	(\$15,440.87)	\$0.00	\$15,440.87
8070 - STATE SCHOOL LUNCH PROGRAMS Total:					
	\$0.00	(\$74,368.85)	(\$74,368.85)	\$0.00	\$74,368.85
8075 - CHILD AND ADULT CARE FOOD PROGRAM					
0000 - Undesignated					
4560 - Federal Child Nutrition Programs	\$0.00	(\$183,271.54)	(\$183,271.54)	\$0.00	\$183,271.54
8075 - CHILD AND ADULT CARE FOOD PROGRAM Total:					
	\$0.00	(\$183,271.54)	(\$183,271.54)	\$0.00	\$183,271.54
8079 - OTHER CHILD NUTRITION PROGRAMS					
0000 - Undesignated					
4560 - Federal Child Nutrition Programs	\$0.00	(\$26,223.34)	(\$26,223.34)	\$0.00	\$26,223.34
8079 - OTHER CHILD NUTRITION PROGRAMS Total:					
	\$0.00	(\$26,223.34)	(\$26,223.34)	\$0.00	\$26,223.34
500 - District Office Total:					
	\$0.00	(\$283,863.73)	(\$283,863.73)	\$0.00	\$283,863.73
704 - Bryce Valley High					
8070 - STATE SCHOOL LUNCH PROGRAMS					
0000 - Undesignated					
1610 - Sales to Students	\$0.00	(\$7,830.05)	(\$7,830.05)	\$0.00	\$7,830.05
1620 - Sales to Adults	\$0.00	(\$749.40)	(\$749.40)	\$0.00	\$749.40
8070 - STATE SCHOOL LUNCH PROGRAMS Total:					
	\$0.00	(\$8,579.45)	(\$8,579.45)	\$0.00	\$8,579.45
704 - Bryce Valley High Total:					
	\$0.00	(\$8,579.45)	(\$8,579.45)	\$0.00	\$8,579.45
708 - Escalante High					
8070 - STATE SCHOOL LUNCH PROGRAMS					
0000 - Undesignated					
1610 - Sales to Students	\$0.00	(\$8,729.40)	(\$8,729.40)	\$0.00	\$8,729.40
1620 - Sales to Adults	\$0.00	(\$1,321.50)	(\$1,321.50)	\$0.00	\$1,321.50

Garfield County School District

General Ledger - Element Summary Report

Fiscal Year: 2024-2025 From Date:7/1/2024 To Date:6/30/2025

Account Mask: ??????????????????

Account Type: REVENUE

Print accounts with zero balance Include Inactive Accounts Include PreEncumbrance

Fund / Location / Program / Function / Object	Adjusted Budget	Range To Date	Year To Date	Encumbrance	Budget Balance
8070 - STATE SCHOOL LUNCH PROGRAMS Total:	\$0.00	(\$10,050.90)	(\$10,050.90)	\$0.00	\$10,050.90
708 - Escalante High Total:	\$0.00	(\$10,050.90)	(\$10,050.90)	\$0.00	\$10,050.90
712 - Panguitch High					
8070 - STATE SCHOOL LUNCH PROGRAMS					
0000 - Undesignated					
1610 - Sales to Students	\$0.00	(\$5,744.80)	(\$5,744.80)	\$0.00	\$5,744.80
1620 - Sales to Adults	\$0.00	(\$89.50)	(\$89.50)	\$0.00	\$89.50
8070 - STATE SCHOOL LUNCH PROGRAMS Total:	\$0.00	(\$5,834.30)	(\$5,834.30)	\$0.00	\$5,834.30
712 - Panguitch High Total:	\$0.00	(\$5,834.30)	(\$5,834.30)	\$0.00	\$5,834.30
51 - Food Service Fund Total:	\$0.00	(\$385,981.32)	(\$385,981.32)	\$0.00	\$385,981.32

Garfield County School District

General Ledger - Element Summary Report

Fiscal Year: 2024-2025 From Date:7/1/2024 To Date:6/30/2025

Account Mask: ??????????????????

Account Type: REVENUE

- Print accounts with zero balance Include Inactive Accounts Include PreEncumbrance

Fund / Location / Program / Function / Object	Adjusted Budget	Range To Date	Year To Date	Encumbrance	Budget Balance
Grand Total:	\$0.00	(\$26,740,278.23)	(\$26,740,278.23)	\$0.00	\$26,740,278.23

End of Report

Garfield County School District

General Ledger - Element Summary Report

Fiscal Year: 2024-2025 From Date:7/1/2024 To Date:6/30/2025

Account Mask: ??????????????????

Account Type: EXPENDITURE

Print accounts with zero balance Include Inactive Accounts Include PreEncumbrance

Fund / Location / Program / Function / Object	Adjusted Budget	Range To Date	Year To Date	Encumbrance	Budget Balance
10 - Maintenance and Operations Fund					
104 - Antimony Elementary					
0050 - CLASSROOM-GENERAL					
1000 - INSTRUCTION					
0650 - SUPPLIES TECHNOLOGY RELATED	\$0.00	\$163.64	\$163.64	\$0.00	(\$163.64)
2600 - OPERATION & MAINTENANCE OF PLANT SERVICES					
0412 - DISPOSAL	\$0.00	\$1,155.00	\$1,155.00	\$0.00	(\$1,155.00)
0430 - REPAIR/MAINT SERV	\$0.00	\$2,920.89	\$2,920.89	\$0.00	(\$2,920.89)
0530 - CELL PHONE	\$0.00	\$524.20	\$524.20	\$0.00	(\$524.20)
0622 - ELECTRICITY	\$0.00	\$3,040.68	\$3,040.68	\$0.00	(\$3,040.68)
0623 - BOTTLED GAS	\$0.00	\$6,179.36	\$6,179.36	\$0.00	(\$6,179.36)
2610 - Custodial					
0610 - SUPPLIES (GEN)	\$0.00	\$361.87	\$361.87	\$0.00	(\$361.87)
2620 - Maintenance					
0610 - SUPPLIES (GEN)	\$0.00	\$350.73	\$350.73	\$0.00	(\$350.73)
0050 - CLASSROOM-GENERAL Total:					
	\$0.00	\$14,696.37	\$14,696.37	\$0.00	(\$14,696.37)
0400 - Administration					
2500 - SUPPORT SERVICES - CENTRAL SERVICES					
0340 - OTHER PROF SERV	\$0.00	\$95.42	\$95.42	\$0.00	(\$95.42)
0400 - Administration Total:					
	\$0.00	\$95.42	\$95.42	\$0.00	(\$95.42)
1205 - SPECIAL EDUCATION -- ADD ON					
1000 - INSTRUCTION					
0610 - SUPPLIES (GEN)	\$0.00	\$19.45	\$19.45	\$0.00	(\$19.45)
1205 - SPECIAL EDUCATION -- ADD ON Total:					
	\$0.00	\$19.45	\$19.45	\$0.00	(\$19.45)
5201 - CLASS SIZE REDUCTION					
1000 - INSTRUCTION					
0131 - TEACHERS	\$0.00	\$26,514.27	\$26,514.27	\$0.00	(\$26,514.27)
0140 - Other Licensed Salaries	\$0.00	\$350.00	\$350.00	\$0.00	(\$350.00)
0210 - STATE RETIREMENT	\$0.00	\$6,229.83	\$6,229.83	\$0.00	(\$6,229.83)
0220 - FICA	\$0.00	\$2,055.12	\$2,055.12	\$0.00	(\$2,055.12)
5201 - CLASS SIZE REDUCTION Total:					
	\$0.00	\$35,149.22	\$35,149.22	\$0.00	(\$35,149.22)
5220 - NESS - NECESSARILY EXIST. SCHOOL					
1000 - INSTRUCTION					
0131 - TEACHERS	\$0.00	\$5,039.17	\$5,039.17	\$0.00	(\$5,039.17)

Garfield County School District

General Ledger - Element Summary Report

Fiscal Year: 2024-2025 From Date:7/1/2024 To Date:6/30/2025

Account Mask: ??????????????????

Account Type: EXPENDITURE

Print accounts with zero balance
 Include Inactive Accounts
 Include PreEncumbrance

Fund / Location / Program / Function / Object	Adjusted Budget	Range To Date	Year To Date	Encumbrance	Budget Balance
0161 - STAFF ASSISTANT	\$0.00	\$4,859.40	\$4,859.40	\$0.00	(\$4,859.40)
0210 - STATE RETIREMENT	\$0.00	\$1,168.59	\$1,168.59	\$0.00	(\$1,168.59)
0220 - FICA	\$0.00	\$930.12	\$930.12	\$0.00	(\$930.12)
0241 - PEHP Opt-Out	\$0.00	\$2,260.00	\$2,260.00	\$0.00	(\$2,260.00)
2400 - SUPPORT SERVICES - SCHOOL ADMINISTRATION					
0152 - SECRETARIAL	\$0.00	\$2,412.60	\$2,412.60	\$0.00	(\$2,412.60)
0210 - STATE RETIREMENT	\$0.00	\$472.91	\$472.91	\$0.00	(\$472.91)
0220 - FICA	\$0.00	\$184.46	\$184.46	\$0.00	(\$184.46)
2610 - Custodial					
0182 - CUSTODIANS-REG	\$0.00	\$4,061.96	\$4,061.96	\$0.00	(\$4,061.96)
0198 - Other Classified Personnel	\$0.00	\$125.00	\$125.00	\$0.00	(\$125.00)
0210 - STATE RETIREMENT	\$0.00	\$976.13	\$976.13	\$0.00	(\$976.13)
0220 - FICA	\$0.00	\$320.31	\$320.31	\$0.00	(\$320.31)
5220 - NESS - NECESSARILY EXIST. SCHOOL Total:	\$0.00	\$22,810.65	\$22,810.65	\$0.00	(\$22,810.65)
5420 - TRUSTLANDS					
1000 - INSTRUCTION					
0161 - STAFF ASSISTANT	\$0.00	\$704.29	\$704.29	\$0.00	(\$704.29)
0220 - FICA	\$0.00	\$53.88	\$53.88	\$0.00	(\$53.88)
5420 - TRUSTLANDS Total:	\$0.00	\$758.17	\$758.17	\$0.00	(\$758.17)
5673 - POSITIVE BEHAVIORS INTERVENTIONS					
2100 - SUPPORT SERVICES - STUDENTS					
0610 - SUPPLIES (GEN)	\$0.00	\$67.62	\$67.62	\$0.00	(\$67.62)
5673 - POSITIVE BEHAVIORS INTERVENTIONS Total:	\$0.00	\$67.62	\$67.62	\$0.00	(\$67.62)
5678 - TEACHER & STUDENT SUCESS ACT					
1000 - INSTRUCTION					
0131 - TEACHERS	\$0.00	\$1,081.97	\$1,081.97	\$0.00	(\$1,081.97)
0210 - STATE RETIREMENT	\$0.00	\$250.90	\$250.90	\$0.00	(\$250.90)
0220 - FICA	\$0.00	\$82.78	\$82.78	\$0.00	(\$82.78)
5678 - TEACHER & STUDENT SUCESS ACT Total:	\$0.00	\$1,415.65	\$1,415.65	\$0.00	(\$1,415.65)
5868 - Teacher Materials and Supplies					
1000 - INSTRUCTION					
0610 - SUPPLIES (GEN)	\$0.00	\$4.46	\$4.46	\$0.00	(\$4.46)
5868 - Teacher Materials and Supplies Total:	\$0.00	\$4.46	\$4.46	\$0.00	(\$4.46)
5876 - Educator Salary Adjustment					
1000 - INSTRUCTION					

Garfield County School District

General Ledger - Element Summary Report

Fiscal Year: 2024-2025 From Date:7/1/2024 To Date:6/30/2025

Account Mask: ??????????????????

Account Type: EXPENDITURE

Print accounts with zero balance
 Include Inactive Accounts
 Include PreEncumbrance

Fund / Location / Program / Function / Object	Adjusted Budget	Range To Date	Year To Date	Encumbrance	Budget Balance
0131 - TEACHERS	\$0.00	\$4,379.02	\$4,379.02	\$0.00	(\$4,379.02)
0210 - STATE RETIREMENT	\$0.00	\$1,015.49	\$1,015.49	\$0.00	(\$1,015.49)
0220 - FICA	\$0.00	\$334.99	\$334.99	\$0.00	(\$334.99)
5876 - Educator Salary Adjustment Total:	\$0.00	\$5,729.50	\$5,729.50	\$0.00	(\$5,729.50)
5914 - School Safety and Support					
2620 - Maintenance					
0430 - REPAIR/MAINT SERV	\$0.00	\$3,403.75	\$3,403.75	\$0.00	(\$3,403.75)
5914 - School Safety and Support Total:	\$0.00	\$3,403.75	\$3,403.75	\$0.00	(\$3,403.75)
7860 - TITLE IIA					
2212 - INSTRUCTION AND CURRICULUM DEVELOPMENT SERVICES					
0190 - Other Salaries	\$0.00	\$916.24	\$916.24	\$0.00	(\$916.24)
0210 - STATE RETIREMENT	\$0.00	\$217.05	\$217.05	\$0.00	(\$217.05)
0220 - FICA	\$0.00	\$70.08	\$70.08	\$0.00	(\$70.08)
7860 - TITLE IIA Total:	\$0.00	\$1,203.37	\$1,203.37	\$0.00	(\$1,203.37)
104 - Antimony Elementary Total:	\$0.00	\$85,353.63	\$85,353.63	\$0.00	(\$85,353.63)
108 - Boulder Elementary					
0050 - CLASSROOM-GENERAL					
1000 - INSTRUCTION					
0220 - FICA	\$0.00	\$3.66	\$3.66	\$0.00	(\$3.66)
0530 - CELL PHONE	\$0.00	\$50.00	\$50.00	\$0.00	(\$50.00)
0610 - SUPPLIES (GEN)	\$0.00	\$103.85	\$103.85	\$0.00	(\$103.85)
0640 - Books	\$0.00	\$3,565.35	\$3,565.35	\$0.00	(\$3,565.35)
0650 - SUPPLIES TECHNOLOGY RELATED	\$0.00	\$3,310.83	\$3,310.83	\$0.00	(\$3,310.83)
2600 - OPERATION & MAINTENANCE OF PLANT SERVICES					
0411 - WATER/SEWAGE	\$0.00	\$4,567.05	\$4,567.05	\$0.00	(\$4,567.05)
0430 - REPAIR/MAINT SERV	\$0.00	\$274.52	\$274.52	\$0.00	(\$274.52)
0530 - CELL PHONE	\$0.00	\$553.17	\$553.17	\$0.00	(\$553.17)
0622 - ELECTRICITY	\$0.00	\$2,714.47	\$2,714.47	\$0.00	(\$2,714.47)
0623 - BOTTLED GAS	\$0.00	\$1,755.31	\$1,755.31	\$0.00	(\$1,755.31)
2610 - Custodial					
0610 - SUPPLIES (GEN)	\$0.00	\$2,663.04	\$2,663.04	\$0.00	(\$2,663.04)
2620 - Maintenance					
0430 - REPAIR/MAINT SERV	\$0.00	\$417.39	\$417.39	\$0.00	(\$417.39)
0610 - SUPPLIES (GEN)	\$0.00	\$1,694.58	\$1,694.58	\$0.00	(\$1,694.58)
0050 - CLASSROOM-GENERAL Total:	\$0.00	\$21,673.22	\$21,673.22	\$0.00	(\$21,673.22)

Garfield County School District

General Ledger - Element Summary Report

Fiscal Year: 2024-2025 From Date:7/1/2024 To Date:6/30/2025

Account Mask: ??????????????????

Account Type: EXPENDITURE

Print accounts with zero balance
 Include Inactive Accounts
 Include PreEncumbrance

Fund / Location / Program / Function / Object	Adjusted Budget	Range To Date	Year To Date	Encumbrance	Budget Balance
0400 - Administration					
2500 - SUPPORT SERVICES - CENTRAL SERVICES					
0340 - OTHER PROF SERV	\$0.00	\$475.50	\$475.50	\$0.00	(\$475.50)
0400 - Administration Total:	\$0.00	\$475.50	\$475.50	\$0.00	(\$475.50)
1205 - SPECIAL EDUCATION -- ADD ON					
1000 - INSTRUCTION					
0131 - TEACHERS	\$0.00	\$466.02	\$466.02	\$0.00	(\$466.02)
0210 - STATE RETIREMENT	\$0.00	\$110.40	\$110.40	\$0.00	(\$110.40)
0220 - FICA	\$0.00	\$35.65	\$35.65	\$0.00	(\$35.65)
1205 - SPECIAL EDUCATION -- ADD ON Total:	\$0.00	\$612.07	\$612.07	\$0.00	(\$612.07)
1220 - EXTENDED YEAR PROG FOR SEVERE DISAB					
1000 - INSTRUCTION					
0190 - Other Salaries	\$0.00	\$932.04	\$932.04	\$0.00	(\$932.04)
0210 - STATE RETIREMENT	\$0.00	\$220.80	\$220.80	\$0.00	(\$220.80)
0220 - FICA	\$0.00	\$71.30	\$71.30	\$0.00	(\$71.30)
1220 - EXTENDED YEAR PROG FOR SEVERE DISAB Total:	\$0.00	\$1,224.14	\$1,224.14	\$0.00	(\$1,224.14)
5201 - CLASS SIZE REDUCTION					
1000 - INSTRUCTION					
0131 - TEACHERS	\$0.00	\$50,837.19	\$50,837.19	\$6,906.32	(\$57,743.51)
0140 - Other Licensed Salaries	\$0.00	\$352.45	\$352.45	\$0.00	(\$352.45)
0210 - STATE RETIREMENT	\$0.00	\$9,992.22	\$9,992.22	\$1,348.12	(\$11,340.34)
0220 - FICA	\$0.00	\$3,817.35	\$3,817.35	\$513.87	(\$4,331.22)
0240 - GROUP INSURANCE	\$0.00	\$7,123.02	\$7,123.02	\$1,017.43	(\$8,140.45)
5201 - CLASS SIZE REDUCTION Total:	\$0.00	\$72,122.23	\$72,122.23	\$9,785.74	(\$81,907.97)
5220 - NESS - NECESSARILY EXIST. SCHOOL					
1000 - INSTRUCTION					
0131 - TEACHERS	\$0.00	\$56,699.99	\$56,699.99	\$7,661.58	(\$64,361.57)
0140 - Other Licensed Salaries	\$0.00	\$352.45	\$352.45	\$0.00	(\$352.45)
0161 - STAFF ASSISTANT	\$0.00	\$6,859.06	\$6,859.06	\$0.00	(\$6,859.06)
0198 - Other Classified Personnel	\$0.00	\$352.45	\$352.45	\$0.00	(\$352.45)
0210 - STATE RETIREMENT	\$0.00	\$12,547.17	\$12,547.17	\$1,495.54	(\$14,042.71)
0220 - FICA	\$0.00	\$4,799.87	\$4,799.87	\$569.08	(\$5,368.95)
0240 - GROUP INSURANCE	\$0.00	\$24,753.11	\$24,753.11	\$3,278.53	(\$28,031.64)
0530 - CELL PHONE	\$0.00	\$650.00	\$650.00	\$100.00	(\$750.00)
2610 - Custodial					

Garfield County School District

General Ledger - Element Summary Report

Fiscal Year: 2024-2025 From Date:7/1/2024 To Date:6/30/2025

Account Mask: ??????????????????

Account Type: EXPENDITURE

Print accounts with zero balance
 Include Inactive Accounts
 Include PreEncumbrance

Fund / Location / Program / Function / Object	Adjusted Budget	Range To Date	Year To Date	Encumbrance	Budget Balance
0182 - CUSTODIANS-REG	\$0.00	\$1,602.63	\$1,602.63	\$0.00	(\$1,602.63)
0210 - STATE RETIREMENT	\$0.00	\$247.67	\$247.67	\$0.00	(\$247.67)
0220 - FICA	\$0.00	\$122.59	\$122.59	\$0.00	(\$122.59)
0240 - GROUP INSURANCE	\$0.00	\$367.59	\$367.59	\$0.00	(\$367.59)
5220 - NESS - NECESSARILY EXIST. SCHOOL Total:	\$0.00	\$109,354.58	\$109,354.58	\$13,104.73	(\$122,459.31)
5420 - TRUSTLANDS					
1000 - INSTRUCTION					
0161 - STAFF ASSISTANT	\$2,406.10	\$0.00	\$0.00	\$0.00	\$2,406.10
5420 - TRUSTLANDS Total:	\$2,406.10	\$0.00	\$0.00	\$0.00	\$2,406.10
5651 - EDUCATOR PAID PROFESSIONAL HOURS					
1000 - INSTRUCTION					
0131 - TEACHERS	\$0.00	\$1,811.64	\$1,811.64	\$0.00	(\$1,811.64)
0210 - STATE RETIREMENT	\$0.00	\$353.62	\$353.62	\$0.00	(\$353.62)
0220 - FICA	\$0.00	\$136.01	\$136.01	\$0.00	(\$136.01)
5651 - EDUCATOR PAID PROFESSIONAL HOURS Total:	\$0.00	\$2,301.27	\$2,301.27	\$0.00	(\$2,301.27)
5673 - POSITIVE BEHAVIORS INTERVENTIONS					
2100 - SUPPORT SERVICES - STUDENTS					
0190 - Other Salaries	\$0.00	\$3,021.01	\$3,021.01	\$0.00	(\$3,021.01)
0210 - STATE RETIREMENT	\$0.00	\$589.70	\$589.70	\$0.00	(\$589.70)
0220 - FICA	\$0.00	\$226.82	\$226.82	\$0.00	(\$226.82)
5673 - POSITIVE BEHAVIORS INTERVENTIONS Total:	\$0.00	\$3,837.53	\$3,837.53	\$0.00	(\$3,837.53)
5677 - CTE Computer Grant					
1000 - INSTRUCTION					
0161 - STAFF ASSISTANT	\$0.00	\$775.97	\$775.97	\$0.00	(\$775.97)
0210 - STATE RETIREMENT	\$0.00	\$151.47	\$151.47	\$0.00	(\$151.47)
0220 - FICA	\$0.00	\$59.36	\$59.36	\$0.00	(\$59.36)
0240 - GROUP INSURANCE	\$0.00	\$121.27	\$121.27	\$0.00	(\$121.27)
5677 - CTE Computer Grant Total:	\$0.00	\$1,108.07	\$1,108.07	\$0.00	(\$1,108.07)
5678 - TEACHER & STUDENT SUCESS ACT					
1000 - INSTRUCTION					
0131 - TEACHERS	\$0.00	\$5,166.68	\$5,166.68	\$738.52	(\$5,905.20)
0210 - STATE RETIREMENT	\$0.00	\$1,008.62	\$1,008.62	\$144.16	(\$1,152.78)
0220 - FICA	\$0.00	\$382.06	\$382.06	\$54.55	(\$436.61)
0240 - GROUP INSURANCE	\$0.00	\$1,486.01	\$1,486.01	\$212.42	(\$1,698.43)
5678 - TEACHER & STUDENT SUCESS ACT Total:	\$0.00	\$8,043.37	\$8,043.37	\$1,149.65	(\$9,193.02)

Garfield County School District

General Ledger - Element Summary Report

Fiscal Year: 2024-2025 From Date:7/1/2024 To Date:6/30/2025

Account Mask: ??????????????????

Account Type: EXPENDITURE

Print accounts with zero balance
 Include Inactive Accounts
 Include PreEncumbrance

Fund / Location / Program / Function / Object	Adjusted Budget	Range To Date	Year To Date	Encumbrance	Budget Balance
5868 - Teacher Materials and Supplies					
1000 - INSTRUCTION					
0610 - SUPPLIES (GEN)	\$0.00	\$825.00	\$825.00	\$0.00	(\$825.00)
5868 - Teacher Materials and Supplies Total:					
	\$0.00	\$825.00	\$825.00	\$0.00	(\$825.00)
5876 - Educator Salary Adjustment					
1000 - INSTRUCTION					
0131 - TEACHERS	\$0.00	\$20,910.94	\$20,910.94	\$2,988.76	(\$23,899.70)
0210 - STATE RETIREMENT	\$0.00	\$4,081.78	\$4,081.78	\$583.40	(\$4,665.18)
0220 - FICA	\$0.00	\$1,546.36	\$1,546.36	\$220.76	(\$1,767.12)
0240 - GROUP INSURANCE	\$0.00	\$6,014.35	\$6,014.35	\$859.62	(\$6,873.97)
5876 - Educator Salary Adjustment Total:					
	\$0.00	\$32,553.43	\$32,553.43	\$4,652.54	(\$37,205.97)
5914 - School Safety and Support					
2290 - OTHER SUPPORT SERVICES- INSTRUCTIONAL STAFF					
0190 - Other Salaries	\$0.00	\$3,021.00	\$3,021.00	\$0.00	(\$3,021.00)
0210 - STATE RETIREMENT	\$0.00	\$589.70	\$589.70	\$0.00	(\$589.70)
0220 - FICA	\$0.00	\$226.59	\$226.59	\$0.00	(\$226.59)
5914 - School Safety and Support Total:					
	\$0.00	\$3,837.29	\$3,837.29	\$0.00	(\$3,837.29)
7801 - TITLE IA					
1000 - INSTRUCTION					
0161 - STAFF ASSISTANT	\$0.00	\$3,009.67	\$3,009.67	\$0.00	(\$3,009.67)
0210 - STATE RETIREMENT	\$0.00	\$559.05	\$559.05	\$0.00	(\$559.05)
0220 - FICA	\$0.00	\$230.24	\$230.24	\$0.00	(\$230.24)
0240 - GROUP INSURANCE	\$0.00	\$549.73	\$549.73	\$0.00	(\$549.73)
7801 - TITLE IA Total:					
	\$0.00	\$4,348.69	\$4,348.69	\$0.00	(\$4,348.69)
108 - Boulder Elementary Total:					
	\$2,406.10	\$262,316.39	\$262,316.39	\$28,692.66	(\$288,602.95)
112 - Bryce Valley Elementary					
0050 - CLASSROOM-GENERAL					
1000 - INSTRUCTION					
0190 - Other Salaries	\$0.00	\$3,655.00	\$3,655.00	\$0.00	(\$3,655.00)
0220 - FICA	\$0.00	\$279.61	\$279.61	\$0.00	(\$279.61)
0240 - GROUP INSURANCE	\$0.00	\$6,303.00	\$6,303.00	\$0.00	(\$6,303.00)
0610 - SUPPLIES (GEN)	\$0.00	\$11,210.82	\$11,210.82	\$12,178.22	(\$23,389.04)
0640 - Books	\$0.00	\$12,144.00	\$12,144.00	\$2,960.30	(\$15,104.30)
0650 - SUPPLIES TECHNOLOGY RELATED	\$0.00	\$2,771.05	\$2,771.05	\$0.00	(\$2,771.05)

Garfield County School District

General Ledger - Element Summary Report

Fiscal Year: 2024-2025 From Date:7/1/2024 To Date:6/30/2025

Account Mask: ??????????????????

Account Type: EXPENDITURE

Print accounts with zero balance
 Include Inactive Accounts
 Include PreEncumbrance

Fund / Location / Program / Function / Object	Adjusted Budget	Range To Date	Year To Date	Encumbrance	Budget Balance
0733 - FUNITURE & FIXTURES	\$0.00	\$3,615.16	\$3,615.16	\$0.00	(\$3,615.16)
0734 - TECH HARDWARD	\$0.00	\$0.00	\$0.00	\$29,250.00	(\$29,250.00)
2220 - LIBRARY/MEDIA SERVICES					
0162 - MEDIA NON-CERT	\$0.00	\$10,993.57	\$10,993.57	\$0.00	(\$10,993.57)
0198 - Other Classified Personnel	\$0.00	\$125.00	\$125.00	\$0.00	(\$125.00)
0220 - FICA	\$0.00	\$850.57	\$850.57	\$0.00	(\$850.57)
2600 - OPERATION & MAINTENANCE OF PLANT SERVICES					
0411 - WATER/SEWAGE	\$0.00	\$925.25	\$925.25	\$0.00	(\$925.25)
0412 - DISPOSAL	\$0.00	\$3,080.00	\$3,080.00	\$0.00	(\$3,080.00)
0430 - REPAIR/MAINT SERV	\$0.00	\$14,164.96	\$14,164.96	\$12,500.00	(\$26,664.96)
0530 - CELL PHONE	\$0.00	\$554.02	\$554.02	\$0.00	(\$554.02)
0622 - ELECTRICITY	\$0.00	\$13,592.96	\$13,592.96	\$0.00	(\$13,592.96)
0623 - BOTTLED GAS	\$0.00	\$25,759.43	\$25,759.43	\$0.00	(\$25,759.43)
2610 - Custodial					
0220 - FICA	\$0.00	\$42.95	\$42.95	\$0.00	(\$42.95)
0530 - CELL PHONE	\$0.00	\$600.00	\$600.00	\$0.00	(\$600.00)
0610 - SUPPLIES (GEN)	\$0.00	\$13,566.70	\$13,566.70	\$248.43	(\$13,815.13)
2620 - Maintenance					
0610 - SUPPLIES (GEN)	\$0.00	\$7,441.75	\$7,441.75	\$0.00	(\$7,441.75)
0050 - CLASSROOM-GENERAL Total:	\$0.00	\$131,675.80	\$131,675.80	\$57,136.95	(\$188,812.75)
0400 - Administration					
2400 - SUPPORT SERVICES - SCHOOL ADMINISTRATION					
0220 - FICA	\$0.00	\$521.00	\$521.00	\$0.00	(\$521.00)
0242 - GRP Ins - Life	\$0.00	\$6,780.00	\$6,780.00	\$0.00	(\$6,780.00)
2410 - OFFICE OF THE PRINCIPAL					
0220 - FICA	\$0.00	\$53.32	\$53.32	\$7.62	(\$60.94)
0530 - CELL PHONE	\$0.00	\$700.00	\$700.00	\$100.00	(\$800.00)
2500 - SUPPORT SERVICES - CENTRAL SERVICES					
0340 - OTHER PROF SERV	\$0.00	\$416.12	\$416.12	\$0.00	(\$416.12)
0400 - Administration Total:	\$0.00	\$8,470.44	\$8,470.44	\$107.62	(\$8,578.06)
0500 - UNIQUE LOCAL REGULAR PROGRAMS					
1000 - INSTRUCTION					
0161 - STAFF ASSISTANT	\$0.00	\$25,583.03	\$25,583.03	\$0.00	(\$25,583.03)
0198 - Other Classified Personnel	\$0.00	\$400.00	\$400.00	\$0.00	(\$400.00)
0220 - FICA	\$0.00	\$1,987.73	\$1,987.73	\$0.00	(\$1,987.73)

Garfield County School District

General Ledger - Element Summary Report

Fiscal Year: 2024-2025 From Date:7/1/2024 To Date:6/30/2025

Account Mask: ??????????????????

Account Type: EXPENDITURE

Print accounts with zero balance
 Include Inactive Accounts
 Include PreEncumbrance

Fund / Location / Program / Function / Object	Adjusted Budget	Range To Date	Year To Date	Encumbrance	Budget Balance
0500 - UNIQUE LOCAL REGULAR PROGRAMS Total:	\$0.00	\$27,970.76	\$27,970.76	\$0.00	(\$27,970.76)
1205 - SPECIAL EDUCATION -- ADD ON					
1000 - INSTRUCTION					
0131 - TEACHERS	\$0.00	\$72,562.84	\$72,562.84	\$9,716.32	(\$82,279.16)
0140 - Other Licensed Salaries	\$0.00	\$350.00	\$350.00	\$0.00	(\$350.00)
0161 - STAFF ASSISTANT	\$0.00	\$129.41	\$129.41	\$0.00	(\$129.41)
0210 - STATE RETIREMENT	\$0.00	\$16,908.47	\$16,908.47	\$2,253.22	(\$19,161.69)
0220 - FICA	\$0.00	\$5,393.93	\$5,393.93	\$712.05	(\$6,105.98)
0240 - GROUP INSURANCE	\$0.00	\$20,098.66	\$20,098.66	\$2,848.01	(\$22,946.67)
0610 - SUPPLIES (GEN)	\$0.00	\$511.64	\$511.64	\$272.00	(\$783.64)
1205 - SPECIAL EDUCATION -- ADD ON Total:	\$0.00	\$115,954.95	\$115,954.95	\$15,801.60	(\$131,756.55)
1210 - SPECIAL EDUCATION -- SELF-CONTAINED					
1000 - INSTRUCTION					
0131 - TEACHERS	\$0.00	\$8,402.24	\$8,402.24	\$1,200.32	(\$9,602.56)
0210 - STATE RETIREMENT	\$0.00	\$1,948.39	\$1,948.39	\$278.34	(\$2,226.73)
0220 - FICA	\$0.00	\$618.87	\$618.87	\$87.98	(\$706.85)
0240 - GROUP INSURANCE	\$0.00	\$2,482.96	\$2,482.96	\$351.84	(\$2,834.80)
1210 - SPECIAL EDUCATION -- SELF-CONTAINED Total:	\$0.00	\$13,452.46	\$13,452.46	\$1,918.48	(\$15,370.94)
1220 - EXTENDED YEAR PROG FOR SEVERE DISAB					
1000 - INSTRUCTION					
0131 - TEACHERS	\$0.00	\$972.86	\$972.86	\$138.98	(\$1,111.84)
0190 - Other Salaries	\$0.00	\$408.00	\$408.00	\$0.00	(\$408.00)
0210 - STATE RETIREMENT	\$0.00	\$322.19	\$322.19	\$32.22	(\$354.41)
0220 - FICA	\$0.00	\$102.89	\$102.89	\$10.20	(\$113.09)
0240 - GROUP INSURANCE	\$0.00	\$287.50	\$287.50	\$40.74	(\$328.24)
1220 - EXTENDED YEAR PROG FOR SEVERE DISAB Total:	\$0.00	\$2,093.44	\$2,093.44	\$222.14	(\$2,315.58)
1225 - SPECIAL EDUCATION -- INST/IMPACT AI					
1000 - INSTRUCTION					
0131 - TEACHERS	\$0.00	\$2,211.16	\$2,211.16	\$315.88	(\$2,527.04)
0210 - STATE RETIREMENT	\$0.00	\$512.83	\$512.83	\$73.26	(\$586.09)
0220 - FICA	\$0.00	\$162.72	\$162.72	\$23.11	(\$185.83)
0240 - GROUP INSURANCE	\$0.00	\$653.35	\$653.35	\$92.58	(\$745.93)
1225 - SPECIAL EDUCATION -- INST/IMPACT AI Total:	\$0.00	\$3,540.06	\$3,540.06	\$504.83	(\$4,044.89)
1278 - Extended Yr - SpEd Educators					
1000 - INSTRUCTION					

Garfield County School District

General Ledger - Element Summary Report

Fiscal Year: 2024-2025 From Date:7/1/2024 To Date:6/30/2025

Account Mask: ??????????????????

Account Type: EXPENDITURE

Print accounts with zero balance
 Include Inactive Accounts
 Include PreEncumbrance

Fund / Location / Program / Function / Object	Adjusted Budget	Range To Date	Year To Date	Encumbrance	Budget Balance
0190 - Other Salaries	\$0.00	\$1,000.00	\$1,000.00	\$0.00	(\$1,000.00)
0210 - STATE RETIREMENT	\$0.00	\$231.90	\$231.90	\$0.00	(\$231.90)
0220 - FICA	\$0.00	\$74.47	\$74.47	\$0.00	(\$74.47)
1278 - Extended Yr - SpEd Educators Total:	\$0.00	\$1,306.37	\$1,306.37	\$0.00	(\$1,306.37)
5220 - NESS - NECESSARILY EXIST. SCHOOL					
1000 - INSTRUCTION					
0131 - TEACHERS	\$0.00	\$449,345.13	\$449,345.13	\$61,003.50	(\$510,348.63)
0132 - SUB TEACHERS	\$0.00	\$4,971.65	\$4,971.65	\$0.00	(\$4,971.65)
0140 - Other Licensed Salaries	\$0.00	\$2,459.80	\$2,459.80	\$0.00	(\$2,459.80)
0161 - STAFF ASSISTANT	\$0.00	\$1,600.00	\$1,600.00	\$0.00	(\$1,600.00)
0210 - STATE RETIREMENT	\$0.00	\$97,244.41	\$97,244.41	\$13,132.87	(\$110,377.28)
0220 - FICA	\$0.00	\$36,501.53	\$36,501.53	\$4,869.97	(\$41,371.50)
0240 - GROUP INSURANCE	\$0.00	\$48,373.94	\$48,373.94	\$6,824.24	(\$55,198.18)
0241 - PEHP Opt-Out	\$0.00	\$31,640.00	\$31,640.00	\$4,520.00	(\$36,160.00)
2220 - LIBRARY/MEDIA SERVICES					
0162 - MEDIA NON-CERT	\$0.00	\$849.80	\$849.80	\$0.00	(\$849.80)
0220 - FICA	\$0.00	\$65.01	\$65.01	\$0.00	(\$65.01)
2400 - SUPPORT SERVICES - SCHOOL ADMINISTRATION					
0121 - PRINCIPALS	\$0.00	\$134,705.38	\$134,705.38	\$18,332.50	(\$153,037.88)
0140 - Other Licensed Salaries	\$0.00	\$352.45	\$352.45	\$0.00	(\$352.45)
0152 - SECRETARIAL	\$0.00	\$41,521.95	\$41,521.95	\$0.00	(\$41,521.95)
0198 - Other Classified Personnel	\$0.00	\$1,150.14	\$1,150.14	\$0.00	(\$1,150.14)
0210 - STATE RETIREMENT	\$0.00	\$34,552.16	\$34,552.16	\$3,578.51	(\$38,130.67)
0220 - FICA	\$0.00	\$13,493.51	\$13,493.51	\$1,388.02	(\$14,881.53)
0240 - GROUP INSURANCE	\$0.00	\$20,272.00	\$20,272.00	\$2,896.00	(\$23,168.00)
2610 - Custodial					
0182 - CUSTODIANS-REG	\$0.00	\$51,733.65	\$51,733.65	\$0.00	(\$51,733.65)
0198 - Other Classified Personnel	\$0.00	\$477.45	\$477.45	\$0.00	(\$477.45)
0210 - STATE RETIREMENT	\$0.00	\$9,110.87	\$9,110.87	\$0.00	(\$9,110.87)
0220 - FICA	\$0.00	\$3,766.58	\$3,766.58	\$0.00	(\$3,766.58)
0240 - GROUP INSURANCE	\$0.00	\$18,607.29	\$18,607.29	\$0.00	(\$18,607.29)
5220 - NESS - NECESSARILY EXIST. SCHOOL Total:	\$0.00	\$1,002,794.70	\$1,002,794.70	\$116,545.61	(\$1,119,340.31)
5344 - STUDENTS AT-RISK (EARS)					
1000 - INSTRUCTION					
0131 - TEACHERS	\$0.00	\$17,323.19	\$17,323.19	\$2,475.98	(\$19,799.17)

Garfield County School District

General Ledger - Element Summary Report

Fiscal Year: 2024-2025 From Date:7/1/2024 To Date:6/30/2025

Account Mask: ??????????????????

Account Type: EXPENDITURE

Print accounts with zero balance
 Include Inactive Accounts
 Include PreEncumbrance

Fund / Location / Program / Function / Object	Adjusted Budget	Range To Date	Year To Date	Encumbrance	Budget Balance
0210 - STATE RETIREMENT	\$0.00	\$3,381.42	\$3,381.42	\$483.30	(\$3,864.72)
0220 - FICA	\$0.00	\$1,296.83	\$1,296.83	\$184.90	(\$1,481.73)
0240 - GROUP INSURANCE	\$0.00	\$5,996.75	\$5,996.75	\$857.62	(\$6,854.37)
5344 - STUDENTS AT-RISK (EARS) Total:	\$0.00	\$27,998.19	\$27,998.19	\$4,001.80	(\$31,999.99)
5420 - TRUSTLANDS					
1000 - INSTRUCTION					
0161 - STAFF ASSISTANT	\$76,505.00	\$26,991.27	\$26,991.27	\$0.00	\$49,513.73
0198 - Other Classified Personnel	\$0.00	\$400.00	\$400.00	\$0.00	(\$400.00)
0210 - STATE RETIREMENT	\$0.00	\$195.16	\$195.16	\$0.00	(\$195.16)
0220 - FICA	\$6,120.00	\$2,095.42	\$2,095.42	\$0.00	\$4,024.58
0240 - GROUP INSURANCE	\$0.00	\$2,123.00	\$2,123.00	\$0.00	(\$2,123.00)
0610 - SUPPLIES (GEN)	\$0.00	(\$200.00)	(\$200.00)	\$0.00	\$200.00
2212 - INSTRUCTION AND CURRICULUM DEVELOPMENT SERVICES					
0580 - TRAVEL	\$0.00	\$2,742.59	\$2,742.59	\$0.00	(\$2,742.59)
5420 - TRUSTLANDS Total:	\$82,625.00	\$34,347.44	\$34,347.44	\$0.00	\$48,277.56
5649 - LOCAL INNOVATIONS CIVICS ED PILOT					
1000 - INSTRUCTION					
0190 - Other Salaries	\$0.00	\$503.52	\$503.52	\$0.00	(\$503.52)
0210 - STATE RETIREMENT	\$0.00	\$98.28	\$98.28	\$0.00	(\$98.28)
0220 - FICA	\$0.00	\$35.64	\$35.64	\$0.00	(\$35.64)
2100 - SUPPORT SERVICES - STUDENTS					
0610 - SUPPLIES (GEN)	\$0.00	\$14,384.70	\$14,384.70	\$0.00	(\$14,384.70)
5649 - LOCAL INNOVATIONS CIVICS ED PILOT Total:	\$0.00	\$15,022.14	\$15,022.14	\$0.00	(\$15,022.14)
5651 - EDUCATOR PAID PROFESSIONAL HOURS					
1000 - INSTRUCTION					
0131 - TEACHERS	\$0.00	\$12,359.17	\$12,359.17	\$0.00	(\$12,359.17)
0210 - STATE RETIREMENT	\$0.00	\$2,694.79	\$2,694.79	\$0.00	(\$2,694.79)
0220 - FICA	\$0.00	\$927.11	\$927.11	\$0.00	(\$927.11)
5651 - EDUCATOR PAID PROFESSIONAL HOURS Total:	\$0.00	\$15,981.07	\$15,981.07	\$0.00	(\$15,981.07)
5673 - POSITIVE BEHAVIORS INTERVENTIONS					
2100 - SUPPORT SERVICES - STUDENTS					
0190 - Other Salaries	\$0.00	\$3,007.02	\$3,007.02	\$0.00	(\$3,007.02)
0210 - STATE RETIREMENT	\$0.00	\$660.38	\$660.38	\$0.00	(\$660.38)
0220 - FICA	\$0.00	\$227.84	\$227.84	\$0.00	(\$227.84)
5673 - POSITIVE BEHAVIORS INTERVENTIONS Total:	\$0.00	\$3,895.24	\$3,895.24	\$0.00	(\$3,895.24)

Garfield County School District

General Ledger - Element Summary Report

Fiscal Year: 2024-2025 From Date:7/1/2024 To Date:6/30/2025

Account Mask: ??????????????????

Account Type: EXPENDITURE

Print accounts with zero balance
 Include Inactive Accounts
 Include PreEncumbrance

Fund / Location / Program / Function / Object	Adjusted Budget	Range To Date	Year To Date	Encumbrance	Budget Balance
5677 - CTE Computer Grant					
1000 - INSTRUCTION					
0161 - STAFF ASSISTANT	\$0.00	\$14,551.61	\$14,551.61	\$0.00	(\$14,551.61)
0198 - Other Classified Personnel	\$0.00	\$200.00	\$200.00	\$0.00	(\$200.00)
0220 - FICA	\$0.00	\$1,128.53	\$1,128.53	\$0.00	(\$1,128.53)
2212 - INSTRUCTION AND CURRICULUM DEVELOPMENT SERVICES					
0190 - Other Salaries	\$0.00	\$157.09	\$157.09	\$0.00	(\$157.09)
0210 - STATE RETIREMENT	\$0.00	\$30.66	\$30.66	\$0.00	(\$30.66)
0220 - FICA	\$0.00	\$10.30	\$10.30	\$0.00	(\$10.30)
5677 - CTE Computer Grant Total:					
	\$0.00	\$16,078.19	\$16,078.19	\$0.00	(\$16,078.19)
5678 - TEACHER & STUDENT SUCESS ACT					
1000 - INSTRUCTION					
0131 - TEACHERS	\$0.00	\$21,698.05	\$21,698.05	\$3,091.62	(\$24,789.67)
0161 - STAFF ASSISTANT	\$0.00	\$28,480.00	\$28,480.00	\$0.00	(\$28,480.00)
0190 - Other Salaries	\$0.00	\$750.00	\$750.00	\$0.00	(\$750.00)
0198 - Other Classified Personnel	\$0.00	\$352.45	\$352.45	\$0.00	(\$352.45)
0210 - STATE RETIREMENT	\$0.00	\$10,414.16	\$10,414.16	\$657.31	(\$11,071.47)
0220 - FICA	\$0.00	\$3,868.27	\$3,868.27	\$228.45	(\$4,096.72)
0240 - GROUP INSURANCE	\$0.00	\$26,562.47	\$26,562.47	\$466.08	(\$27,028.55)
2100 - SUPPORT SERVICES - STUDENTS					
0190 - Other Salaries	\$0.00	\$251.76	\$251.76	\$0.00	(\$251.76)
0210 - STATE RETIREMENT	\$0.00	\$49.14	\$49.14	\$0.00	(\$49.14)
0220 - FICA	\$0.00	\$16.51	\$16.51	\$0.00	(\$16.51)
5678 - TEACHER & STUDENT SUCESS ACT Total:					
	\$0.00	\$92,442.81	\$92,442.81	\$4,443.46	(\$96,886.27)
5807 - TSSP					
1000 - INSTRUCTION					
0190 - Other Salaries	\$0.00	\$3,911.40	\$3,911.40	\$0.00	(\$3,911.40)
0210 - STATE RETIREMENT	\$0.00	\$926.61	\$926.61	\$0.00	(\$926.61)
0220 - FICA	\$0.00	\$299.23	\$299.23	\$0.00	(\$299.23)
5807 - TSSP Total:					
	\$0.00	\$5,137.24	\$5,137.24	\$0.00	(\$5,137.24)
5868 - Teacher Materials and Supplies					
1000 - INSTRUCTION					
0610 - SUPPLIES (GEN)	\$0.00	\$4,978.12	\$4,978.12	\$0.00	(\$4,978.12)
5868 - Teacher Materials and Supplies Total:					
	\$0.00	\$4,978.12	\$4,978.12	\$0.00	(\$4,978.12)

Garfield County School District

General Ledger - Element Summary Report

Fiscal Year: 2024-2025 From Date:7/1/2024 To Date:6/30/2025

Account Mask: ??????????????????

Account Type: EXPENDITURE

Print accounts with zero balance
 Include Inactive Accounts
 Include PreEncumbrance

Fund / Location / Program / Function / Object	Adjusted Budget	Range To Date	Year To Date	Encumbrance	Budget Balance
5876 - Educator Salary Adjustment					
1000 - INSTRUCTION					
0131 - TEACHERS	\$0.00	\$87,742.32	\$87,742.32	\$12,511.28	(\$100,253.60)
0210 - STATE RETIREMENT	\$0.00	\$18,652.16	\$18,652.16	\$2,660.04	(\$21,312.20)
0220 - FICA	\$0.00	\$6,490.31	\$6,490.31	\$924.42	(\$7,414.73)
0240 - GROUP INSURANCE	\$0.00	\$12,573.73	\$12,573.73	\$1,886.12	(\$14,459.85)
5876 - Educator Salary Adjustment Total:	\$0.00	\$125,458.52	\$125,458.52	\$17,981.86	(\$143,440.38)
5882 - BTS					
1000 - INSTRUCTION					
0131 - TEACHERS	\$0.00	\$29,168.74	\$29,168.74	\$3,186.86	(\$32,355.60)
0140 - Other Licensed Salaries	\$0.00	\$352.45	\$352.45	\$0.00	(\$352.45)
0210 - STATE RETIREMENT	\$0.00	\$5,762.49	\$5,762.49	\$622.07	(\$6,384.56)
0220 - FICA	\$0.00	\$2,257.91	\$2,257.91	\$243.79	(\$2,501.70)
0240 - GROUP INSURANCE	\$0.00	\$11,486.23	\$11,486.23	\$1,376.43	(\$12,862.66)
5882 - BTS Total:	\$0.00	\$49,027.82	\$49,027.82	\$5,429.15	(\$54,456.97)
5914 - School Safety and Support					
2290 - OTHER SUPPORT SERVICES- INSTRUCTIONAL STAFF					
0190 - Other Salaries	\$0.00	\$3,000.00	\$3,000.00	\$0.00	(\$3,000.00)
0210 - STATE RETIREMENT	\$0.00	\$695.70	\$695.70	\$0.00	(\$695.70)
0220 - FICA	\$0.00	\$226.13	\$226.13	\$0.00	(\$226.13)
2620 - Maintenance					
0430 - REPAIR/MAINT SERV	\$0.00	\$6,688.75	\$6,688.75	\$0.00	(\$6,688.75)
0610 - SUPPLIES (GEN)	\$0.00	\$94.99	\$94.99	\$0.00	(\$94.99)
5914 - School Safety and Support Total:	\$0.00	\$10,705.57	\$10,705.57	\$0.00	(\$10,705.57)
7524 - IDEA-B - HANDICAPPED					
1000 - INSTRUCTION					
0161 - STAFF ASSISTANT	\$0.00	\$4,951.82	\$4,951.82	\$0.00	(\$4,951.82)
0220 - FICA	\$0.00	\$378.82	\$378.82	\$0.00	(\$378.82)
7524 - IDEA-B - HANDICAPPED Total:	\$0.00	\$5,330.64	\$5,330.64	\$0.00	(\$5,330.64)
7590 - OTHER RESTRICTED GRANTS					
2220 - LIBRARY/MEDIA SERVICES					
0644 - LIBRARY BOOKS	\$0.00	\$1,176.65	\$1,176.65	\$0.00	(\$1,176.65)
7590 - OTHER RESTRICTED GRANTS Total:	\$0.00	\$1,176.65	\$1,176.65	\$0.00	(\$1,176.65)
7801 - TITLE IA					
1000 - INSTRUCTION					

Garfield County School District

General Ledger - Element Summary Report

Fiscal Year: 2024-2025 From Date: 7/1/2024 To Date: 6/30/2025

Account Mask: ??????????????????

Account Type: EXPENDITURE

Print accounts with zero balance
 Include Inactive Accounts
 Include PreEncumbrance

Fund / Location / Program / Function / Object	Adjusted Budget	Range To Date	Year To Date	Encumbrance	Budget Balance
0161 - STAFF ASSISTANT	\$0.00	\$26,454.54	\$26,454.54	\$0.00	(\$26,454.54)
0198 - Other Classified Personnel	\$0.00	\$200.00	\$200.00	\$0.00	(\$200.00)
0210 - STATE RETIREMENT	\$0.00	\$1,109.31	\$1,109.31	\$0.00	(\$1,109.31)
0220 - FICA	\$0.00	\$2,172.00	\$2,172.00	\$0.00	(\$2,172.00)
0610 - SUPPLIES (GEN)	\$0.00	\$1,093.17	\$1,093.17	\$0.00	(\$1,093.17)
7801 - TITLE IA Total:	\$0.00	\$31,029.02	\$31,029.02	\$0.00	(\$31,029.02)
7860 - TITLE IIA					
2212 - INSTRUCTION AND CURRICULUM DEVELOPMENT SERVICES					
0190 - Other Salaries	\$0.00	\$6,009.79	\$6,009.79	\$0.00	(\$6,009.79)
0210 - STATE RETIREMENT	\$0.00	\$1,308.18	\$1,308.18	\$0.00	(\$1,308.18)
0220 - FICA	\$0.00	\$459.74	\$459.74	\$0.00	(\$459.74)
7860 - TITLE IIA Total:	\$0.00	\$7,777.71	\$7,777.71	\$0.00	(\$7,777.71)
112 - Bryce Valley Elementary Total:	\$82,625.00	\$1,753,645.35	\$1,753,645.35	\$224,093.50	(\$1,895,113.85)
116 - Escalante Elementary					
0050 - CLASSROOM-GENERAL					
1000 - INSTRUCTION					
0240 - GROUP INSURANCE	\$0.00	\$2,038.00	\$2,038.00	\$0.00	(\$2,038.00)
0610 - SUPPLIES (GEN)	\$0.00	\$1,918.99	\$1,918.99	\$61,923.69	(\$63,842.68)
0640 - Books	\$0.00	\$9,886.60	\$9,886.60	\$0.00	(\$9,886.60)
0650 - SUPPLIES TECHNOLOGY RELATED	\$0.00	\$972.32	\$972.32	\$0.00	(\$972.32)
0670 - SOFTWARE	\$0.00	\$14,797.40	\$14,797.40	\$4,736.32	(\$19,533.72)
0734 - TECH HARDWARD	\$0.00	\$909.00	\$909.00	\$0.00	(\$909.00)
2230 - INSTRUCTION RELATED TECHNOLOGY					
0161 - STAFF ASSISTANT	\$0.00	\$126.06	\$126.06	\$0.00	(\$126.06)
0210 - STATE RETIREMENT	\$0.00	\$7.34	\$7.34	\$0.00	(\$7.34)
0220 - FICA	\$0.00	\$9.64	\$9.64	\$0.00	(\$9.64)
2600 - OPERATION & MAINTENANCE OF PLANT SERVICES					
0411 - WATER/SEWAGE	\$0.00	\$5,698.30	\$5,698.30	\$0.00	(\$5,698.30)
0412 - DISPOSAL	\$0.00	\$3,185.00	\$3,185.00	\$0.00	(\$3,185.00)
0430 - REPAIR/MAINT SERV	\$0.00	\$3,876.86	\$3,876.86	\$0.00	(\$3,876.86)
0530 - CELL PHONE	\$0.00	\$3,469.21	\$3,469.21	\$0.00	(\$3,469.21)
0622 - ELECTRICITY	\$0.00	\$6,020.29	\$6,020.29	\$0.00	(\$6,020.29)
0623 - BOTTLED GAS	\$0.00	\$11,538.96	\$11,538.96	\$0.00	(\$11,538.96)
2610 - Custodial					

Garfield County School District

General Ledger - Element Summary Report

Fiscal Year: 2024-2025 From Date:7/1/2024 To Date:6/30/2025

Account Mask: ??????????????????

Account Type: EXPENDITURE

Print accounts with zero balance
 Include Inactive Accounts
 Include PreEncumbrance

Fund / Location / Program / Function / Object	Adjusted Budget	Range To Date	Year To Date	Encumbrance	Budget Balance
0220 - FICA	\$0.00	\$43.69	\$43.69	\$0.00	(\$43.69)
0530 - CELL PHONE	\$0.00	\$600.00	\$600.00	\$0.00	(\$600.00)
0610 - SUPPLIES (GEN)	\$0.00	\$10,041.67	\$10,041.67	\$346.16	(\$10,387.83)
2620 - Maintenance					
0430 - REPAIR/MAINT SERV	\$0.00	\$1,622.00	\$1,622.00	\$0.00	(\$1,622.00)
0610 - SUPPLIES (GEN)	\$0.00	\$3,142.29	\$3,142.29	\$0.00	(\$3,142.29)
0050 - CLASSROOM-GENERAL Total:	\$0.00	\$79,903.62	\$79,903.62	\$67,006.17	(\$146,909.79)
0400 - Administration					
2400 - SUPPORT SERVICES - SCHOOL ADMINISTRATION					
0220 - FICA	\$0.00	\$415.15	\$415.15	\$0.00	(\$415.15)
0242 - GRP Ins - Life	\$0.00	\$5,650.00	\$5,650.00	\$0.00	(\$5,650.00)
2410 - OFFICE OF THE PRINCIPAL					
0580 - TRAVEL	\$0.00	\$27.00	\$27.00	\$0.00	(\$27.00)
2500 - SUPPORT SERVICES - CENTRAL SERVICES					
0340 - OTHER PROF SERV	\$0.00	\$166.56	\$166.56	\$0.00	(\$166.56)
0400 - Administration Total:	\$0.00	\$6,258.71	\$6,258.71	\$0.00	(\$6,258.71)
0500 - UNIQUE LOCAL REGULAR PROGRAMS					
1000 - INSTRUCTION					
0161 - STAFF ASSISTANT	\$0.00	\$30,484.32	\$30,484.32	\$0.00	(\$30,484.32)
0198 - Other Classified Personnel	\$0.00	\$400.00	\$400.00	\$0.00	(\$400.00)
0220 - FICA	\$0.00	\$2,362.64	\$2,362.64	\$0.00	(\$2,362.64)
0500 - UNIQUE LOCAL REGULAR PROGRAMS Total:	\$0.00	\$33,246.96	\$33,246.96	\$0.00	(\$33,246.96)
1205 - SPECIAL EDUCATION -- ADD ON					
1000 - INSTRUCTION					
0131 - TEACHERS	\$0.00	\$33,336.61	\$33,336.61	\$5,128.69	(\$38,465.30)
0161 - STAFF ASSISTANT	\$0.00	\$55,732.29	\$55,732.29	\$0.00	(\$55,732.29)
0198 - Other Classified Personnel	\$0.00	\$552.45	\$552.45	\$0.00	(\$552.45)
0210 - STATE RETIREMENT	\$0.00	\$12,492.63	\$12,492.63	\$1,001.12	(\$13,493.75)
0220 - FICA	\$0.00	\$6,853.86	\$6,853.86	\$392.34	(\$7,246.20)
0240 - GROUP INSURANCE	\$0.00	\$10,356.66	\$10,356.66	\$1,593.32	(\$11,949.98)
1205 - SPECIAL EDUCATION -- ADD ON Total:	\$0.00	\$119,324.50	\$119,324.50	\$8,115.47	(\$127,439.97)
1210 - SPECIAL EDUCATION -- SELF-CONTAINED					
1000 - INSTRUCTION					
0131 - TEACHERS	\$0.00	\$3,644.42	\$3,644.42	\$560.68	(\$4,205.10)
0210 - STATE RETIREMENT	\$0.00	\$711.36	\$711.36	\$109.44	(\$820.80)

Garfield County School District

General Ledger - Element Summary Report

Fiscal Year: 2024-2025 From Date:7/1/2024 To Date:6/30/2025

Account Mask: ??????????????????

Account Type: EXPENDITURE

Print accounts with zero balance
 Include Inactive Accounts
 Include PreEncumbrance

Fund / Location / Program / Function / Object	Adjusted Budget	Range To Date	Year To Date	Encumbrance	Budget Balance
0220 - FICA	\$0.00	\$278.73	\$278.73	\$42.88	(\$321.61)
0240 - GROUP INSURANCE	\$0.00	\$1,132.17	\$1,132.17	\$174.18	(\$1,306.35)
1210 - SPECIAL EDUCATION -- SELF-CONTAINED Total:	\$0.00	\$5,766.68	\$5,766.68	\$887.18	(\$6,653.86)
1215 - SPECIAL EDUCATION -- PRESCHOOL					
1000 - INSTRUCTION					
0610 - SUPPLIES (GEN)	\$0.00	\$18.98	\$18.98	\$0.00	(\$18.98)
1215 - SPECIAL EDUCATION -- PRESCHOOL Total:	\$0.00	\$18.98	\$18.98	\$0.00	(\$18.98)
1220 - EXTENDED YEAR PROG FOR SEVERE DISAB					
1000 - INSTRUCTION					
0131 - TEACHERS	\$0.00	\$421.98	\$421.98	\$64.92	(\$486.90)
0210 - STATE RETIREMENT	\$0.00	\$82.42	\$82.42	\$12.68	(\$95.10)
0220 - FICA	\$0.00	\$32.24	\$32.24	\$4.96	(\$37.20)
0240 - GROUP INSURANCE	\$0.00	\$131.04	\$131.04	\$20.16	(\$151.20)
1220 - EXTENDED YEAR PROG FOR SEVERE DISAB Total:	\$0.00	\$667.68	\$667.68	\$102.72	(\$770.40)
1225 - SPECIAL EDUCATION -- INST/IMPACT AI					
1000 - INSTRUCTION					
0131 - TEACHERS	\$0.00	\$959.01	\$959.01	\$147.54	(\$1,106.55)
0210 - STATE RETIREMENT	\$0.00	\$187.20	\$187.20	\$28.80	(\$216.00)
0220 - FICA	\$0.00	\$73.32	\$73.32	\$11.28	(\$84.60)
0240 - GROUP INSURANCE	\$0.00	\$297.96	\$297.96	\$45.84	(\$343.80)
1225 - SPECIAL EDUCATION -- INST/IMPACT AI Total:	\$0.00	\$1,517.49	\$1,517.49	\$233.46	(\$1,750.95)
5220 - NESS - NECESSARILY EXIST. SCHOOL					
1000 - INSTRUCTION					
0131 - TEACHERS	\$0.00	\$352,708.10	\$352,708.10	\$46,314.60	(\$399,022.70)
0132 - SUB TEACHERS	\$0.00	\$5,865.83	\$5,865.83	\$0.00	(\$5,865.83)
0140 - Other Licensed Salaries	\$0.00	\$2,107.35	\$2,107.35	\$0.00	(\$2,107.35)
0210 - STATE RETIREMENT	\$0.00	\$74,852.85	\$74,852.85	\$9,835.88	(\$84,688.73)
0220 - FICA	\$0.00	\$29,237.41	\$29,237.41	\$3,640.96	(\$32,878.37)
0240 - GROUP INSURANCE	\$0.00	\$42,766.58	\$42,766.58	\$6,088.00	(\$48,854.58)
0241 - PEHP Opt-Out	\$0.00	\$23,138.10	\$23,138.10	\$2,260.00	(\$25,398.10)
2220 - LIBRARY/MEDIA SERVICES					
0162 - MEDIA NON-CERT	\$0.00	\$8,542.71	\$8,542.71	\$0.00	(\$8,542.71)
0198 - Other Classified Personnel	\$0.00	\$125.00	\$125.00	\$0.00	(\$125.00)
0220 - FICA	\$0.00	\$663.08	\$663.08	\$0.00	(\$663.08)
2400 - SUPPORT SERVICES - SCHOOL ADMINISTRATION					

Garfield County School District

General Ledger - Element Summary Report

Fiscal Year: 2024-2025 From Date:7/1/2024 To Date:6/30/2025

Account Mask: ??????????????????

Account Type: EXPENDITURE

Print accounts with zero balance
 Include Inactive Accounts
 Include PreEncumbrance

Fund / Location / Program / Function / Object	Adjusted Budget	Range To Date	Year To Date	Encumbrance	Budget Balance
0121 - PRINCIPALS	\$0.00	\$47,250.00	\$47,250.00	\$0.00	(\$47,250.00)
0152 - SECRETARIAL	\$0.00	\$35,861.21	\$35,861.21	\$0.00	(\$35,861.21)
0198 - Other Classified Personnel	\$0.00	\$1,452.17	\$1,452.17	\$0.00	(\$1,452.17)
0210 - STATE RETIREMENT	\$0.00	\$14,778.65	\$14,778.65	\$0.00	(\$14,778.65)
0220 - FICA	\$0.00	\$7,858.79	\$7,858.79	\$0.00	(\$7,858.79)
0240 - GROUP INSURANCE	\$0.00	\$11,694.73	\$11,694.73	\$0.00	(\$11,694.73)
2610 - Custodial					
0182 - CUSTODIANS-REG	\$0.00	\$56,888.06	\$56,888.06	\$0.00	(\$56,888.06)
0198 - Other Classified Personnel	\$0.00	\$352.45	\$352.45	\$0.00	(\$352.45)
0210 - STATE RETIREMENT	\$0.00	\$11,218.27	\$11,218.27	\$0.00	(\$11,218.27)
0220 - FICA	\$0.00	\$4,162.70	\$4,162.70	\$0.00	(\$4,162.70)
0240 - GROUP INSURANCE	\$0.00	\$24,456.00	\$24,456.00	\$0.00	(\$24,456.00)
5220 - NESS - NECESSARILY EXIST. SCHOOL Total:	\$0.00	\$755,980.04	\$755,980.04	\$68,139.44	(\$824,119.48)
5420 - TRUSTLANDS					
1000 - INSTRUCTION					
0131 - TEACHERS	\$35,000.00	\$35,594.13	\$35,594.13	\$7,043.31	(\$7,637.44)
0161 - STAFF ASSISTANT	\$12,500.00	\$0.00	\$0.00	\$0.00	\$12,500.00
0210 - STATE RETIREMENT	\$0.00	\$6,778.04	\$6,778.04	\$1,374.85	(\$8,152.89)
0220 - FICA	\$0.00	\$3,262.92	\$3,262.92	\$625.24	(\$3,888.16)
0241 - PEHP Opt-Out	\$0.00	\$4,802.50	\$4,802.50	\$1,130.00	(\$5,932.50)
5420 - TRUSTLANDS Total:	\$47,500.00	\$50,437.59	\$50,437.59	\$10,173.40	(\$13,110.99)
5649 - LOCAL INNOVATIONS CIVICS ED PILOT					
1000 - INSTRUCTION					
0190 - Other Salaries	\$0.00	\$501.18	\$501.18	\$0.00	(\$501.18)
0210 - STATE RETIREMENT	\$0.00	\$65.34	\$65.34	\$0.00	(\$65.34)
0220 - FICA	\$0.00	\$38.30	\$38.30	\$0.00	(\$38.30)
5649 - LOCAL INNOVATIONS CIVICS ED PILOT Total:	\$0.00	\$604.82	\$604.82	\$0.00	(\$604.82)
5651 - EDUCATOR PAID PROFESSIONAL HOURS					
1000 - INSTRUCTION					
0131 - TEACHERS	\$0.00	\$5,750.49	\$5,750.49	\$0.00	(\$5,750.49)
0210 - STATE RETIREMENT	\$0.00	\$1,180.99	\$1,180.99	\$0.00	(\$1,180.99)
0220 - FICA	\$0.00	\$432.34	\$432.34	\$0.00	(\$432.34)
5651 - EDUCATOR PAID PROFESSIONAL HOURS Total:	\$0.00	\$7,363.82	\$7,363.82	\$0.00	(\$7,363.82)
5677 - CTE Computer Grant					
1000 - INSTRUCTION					

Garfield County School District

General Ledger - Element Summary Report

Fiscal Year: 2024-2025 From Date:7/1/2024 To Date:6/30/2025

Account Mask: ??????????????????

Account Type: EXPENDITURE

Print accounts with zero balance
 Include Inactive Accounts
 Include PreEncumbrance

Fund / Location / Program / Function / Object	Adjusted Budget	Range To Date	Year To Date	Encumbrance	Budget Balance
0161 - STAFF ASSISTANT	\$0.00	\$415.80	\$415.80	\$0.00	(\$415.80)
0210 - STATE RETIREMENT	\$0.00	\$49.15	\$49.15	\$0.00	(\$49.15)
0220 - FICA	\$0.00	\$31.81	\$31.81	\$0.00	(\$31.81)
0610 - SUPPLIES (GEN)	\$0.00	\$49.78	\$49.78	\$0.00	(\$49.78)
0650 - SUPPLIES TECHNOLOGY RELATED	\$0.00	\$108.46	\$108.46	\$0.00	(\$108.46)
5677 - CTE Computer Grant Total:	\$0.00	\$655.00	\$655.00	\$0.00	(\$655.00)
5678 - TEACHER & STUDENT SUCESS ACT					
1000 - INSTRUCTION					
0131 - TEACHERS	\$0.00	\$22,332.29	\$22,332.29	\$2,577.20	(\$24,909.49)
0161 - STAFF ASSISTANT	\$0.00	\$39,903.75	\$39,903.75	\$0.00	(\$39,903.75)
0198 - Other Classified Personnel	\$0.00	\$400.00	\$400.00	\$0.00	(\$400.00)
0210 - STATE RETIREMENT	\$0.00	\$4,342.23	\$4,342.23	\$529.97	(\$4,872.20)
0220 - FICA	\$0.00	\$5,092.16	\$5,092.16	\$194.60	(\$5,286.76)
0240 - GROUP INSURANCE	\$0.00	\$2,388.87	\$2,388.87	\$344.39	(\$2,733.26)
0241 - PEHP Opt-Out	\$0.00	\$1,412.50	\$1,412.50	\$0.00	(\$1,412.50)
5678 - TEACHER & STUDENT SUCESS ACT Total:	\$0.00	\$75,871.80	\$75,871.80	\$3,646.16	(\$79,517.96)
5805 - K-3 READING					
1000 - INSTRUCTION					
0161 - STAFF ASSISTANT	\$0.00	\$364.28	\$364.28	\$0.00	(\$364.28)
0220 - FICA	\$0.00	\$27.86	\$27.86	\$0.00	(\$27.86)
5805 - K-3 READING Total:	\$0.00	\$392.14	\$392.14	\$0.00	(\$392.14)
5868 - Teacher Materials and Supplies					
1000 - INSTRUCTION					
0610 - SUPPLIES (GEN)	\$0.00	\$3,585.89	\$3,585.89	\$0.00	(\$3,585.89)
5868 - Teacher Materials and Supplies Total:	\$0.00	\$3,585.89	\$3,585.89	\$0.00	(\$3,585.89)
5876 - Educator Salary Adjustment					
1000 - INSTRUCTION					
0131 - TEACHERS	\$0.00	\$72,606.67	\$72,606.67	\$10,429.54	(\$83,036.21)
0210 - STATE RETIREMENT	\$0.00	\$14,792.14	\$14,792.14	\$2,144.78	(\$16,936.92)
0220 - FICA	\$0.00	\$5,632.75	\$5,632.75	\$787.18	(\$6,419.93)
0240 - GROUP INSURANCE	\$0.00	\$9,496.42	\$9,496.42	\$1,393.60	(\$10,890.02)
5876 - Educator Salary Adjustment Total:	\$0.00	\$102,527.98	\$102,527.98	\$14,755.10	(\$117,283.08)
5882 - BTS					
1000 - INSTRUCTION					
0131 - TEACHERS	\$0.00	\$23,901.16	\$23,901.16	\$3,983.50	(\$27,884.66)

Garfield County School District

General Ledger - Element Summary Report

Fiscal Year: 2024-2025 From Date:7/1/2024 To Date:6/30/2025

Account Mask: ??????????????????

Account Type: EXPENDITURE

Print accounts with zero balance
 Include Inactive Accounts
 Include PreEncumbrance

Fund / Location / Program / Function / Object	Adjusted Budget	Range To Date	Year To Date	Encumbrance	Budget Balance
0210 - STATE RETIREMENT	\$0.00	\$4,665.48	\$4,665.48	\$777.58	(\$5,443.06)
0220 - FICA	\$0.00	\$1,828.44	\$1,828.44	\$304.74	(\$2,133.18)
0240 - GROUP INSURANCE	\$0.00	\$10,323.18	\$10,323.18	\$1,720.51	(\$12,043.69)
5882 - BTS Total:	\$0.00	\$40,718.26	\$40,718.26	\$6,786.33	(\$47,504.59)
5914 - School Safety and Support					
2290 - OTHER SUPPORT SERVICES- INSTRUCTIONAL STAFF					
0190 - Other Salaries	\$0.00	\$3,000.00	\$3,000.00	\$0.00	(\$3,000.00)
0210 - STATE RETIREMENT	\$0.00	\$585.61	\$585.61	\$0.00	(\$585.61)
0220 - FICA	\$0.00	\$229.49	\$229.49	\$0.00	(\$229.49)
2620 - Maintenance					
0430 - REPAIR/MAINT SERV	\$0.00	\$4,548.75	\$4,548.75	\$0.00	(\$4,548.75)
0610 - SUPPLIES (GEN)	\$0.00	\$94.99	\$94.99	\$0.00	(\$94.99)
5914 - School Safety and Support Total:	\$0.00	\$8,458.84	\$8,458.84	\$0.00	(\$8,458.84)
7525 - SPED ARPI Revenues					
1000 - INSTRUCTION					
0131 - TEACHERS	\$0.00	\$3,955.84	\$3,955.84	\$0.00	(\$3,955.84)
0210 - STATE RETIREMENT	\$0.00	\$917.34	\$917.34	\$0.00	(\$917.34)
0220 - FICA	\$0.00	\$302.64	\$302.64	\$0.00	(\$302.64)
7525 - SPED ARPI Revenues Total:	\$0.00	\$5,175.82	\$5,175.82	\$0.00	(\$5,175.82)
7590 - OTHER RESTRICTED GRANTS					
2220 - LIBRARY/MEDIA SERVICES					
0644 - LIBRARY BOOKS	\$0.00	\$3,009.43	\$3,009.43	\$0.00	(\$3,009.43)
7590 - OTHER RESTRICTED GRANTS Total:	\$0.00	\$3,009.43	\$3,009.43	\$0.00	(\$3,009.43)
7860 - TITLE IIA					
2212 - INSTRUCTION AND CURRICULUM DEVELOPMENT SERVICES					
0190 - Other Salaries	\$0.00	\$4,165.78	\$4,165.78	\$0.00	(\$4,165.78)
0210 - STATE RETIREMENT	\$0.00	\$793.86	\$793.86	\$0.00	(\$793.86)
0220 - FICA	\$0.00	\$457.38	\$457.38	\$0.00	(\$457.38)
0580 - TRAVEL	\$0.00	\$469.40	\$469.40	\$0.00	(\$469.40)
7860 - TITLE IIA Total:	\$0.00	\$5,886.42	\$5,886.42	\$0.00	(\$5,886.42)
116 - Escalante Elementary Total:	\$47,500.00	\$1,307,372.47	\$1,307,372.47	\$179,845.43	(\$1,439,717.90)
124 - Panguitch Elementary					
0050 - CLASSROOM-GENERAL					
1000 - INSTRUCTION					

Garfield County School District

General Ledger - Element Summary Report

Fiscal Year: 2024-2025 From Date:7/1/2024 To Date:6/30/2025

Account Mask: ??????????????????

Account Type: EXPENDITURE

Print accounts with zero balance
 Include Inactive Accounts
 Include PreEncumbrance

Fund / Location / Program / Function / Object	Adjusted Budget	Range To Date	Year To Date	Encumbrance	Budget Balance
0131 - TEACHERS	\$0.00	\$454,138.61	\$454,138.61	\$63,626.60	(\$517,765.21)
0132 - SUB TEACHERS	\$0.00	\$8,828.94	\$8,828.94	\$0.00	(\$8,828.94)
0140 - Other Licensed Salaries	\$0.00	\$2,662.25	\$2,662.25	\$0.00	(\$2,662.25)
0190 - Other Salaries	\$0.00	\$12,335.00	\$12,335.00	\$0.00	(\$12,335.00)
0210 - STATE RETIREMENT	\$0.00	\$96,124.79	\$96,124.79	\$13,417.62	(\$109,542.41)
0220 - FICA	\$0.00	\$37,290.65	\$37,290.65	\$4,961.22	(\$42,251.87)
0240 - GROUP INSURANCE	\$0.00	\$109,011.21	\$109,011.21	\$15,700.91	(\$124,712.12)
0241 - PEHP Opt-Out	\$0.00	\$27,967.50	\$27,967.50	\$3,955.00	(\$31,922.50)
0530 - CELL PHONE	\$0.00	\$50.33	\$50.33	\$0.00	(\$50.33)
0610 - SUPPLIES (GEN)	\$0.00	\$1,376.01	\$1,376.01	\$128,502.96	(\$129,878.97)
0640 - Books	\$0.00	\$19,213.80	\$19,213.80	\$0.00	(\$19,213.80)
0650 - SUPPLIES TECHNOLOGY RELATED	\$0.00	\$4,684.02	\$4,684.02	\$0.00	(\$4,684.02)
0670 - SOFTWARE	\$0.00	\$15,464.70	\$15,464.70	\$16,629.05	(\$32,093.75)
0734 - TECH HARDWARD	\$0.00	\$909.00	\$909.00	\$0.00	(\$909.00)
2220 - LIBRARY/MEDIA SERVICES					
0162 - MEDIA NON-CERT	\$0.00	\$1,989.45	\$1,989.45	\$0.00	(\$1,989.45)
0220 - FICA	\$0.00	\$152.20	\$152.20	\$0.00	(\$152.20)
2230 - INSTRUCTION RELATED TECHNOLOGY					
0190 - Other Salaries	\$0.00	\$996.68	\$996.68	\$0.00	(\$996.68)
0210 - STATE RETIREMENT	\$0.00	\$194.55	\$194.55	\$0.00	(\$194.55)
0220 - FICA	\$0.00	\$76.20	\$76.20	\$0.00	(\$76.20)
2600 - OPERATION & MAINTENANCE OF PLANT SERVICES					
0411 - WATER/SEWAGE	\$0.00	\$4,241.80	\$4,241.80	\$0.00	(\$4,241.80)
0412 - DISPOSAL	\$0.00	\$4,900.00	\$4,900.00	\$0.00	(\$4,900.00)
0430 - REPAIR/MAINT SERV	\$0.00	\$8,572.58	\$8,572.58	\$2,820.00	(\$11,392.58)
0530 - CELL PHONE	\$0.00	\$603.90	\$603.90	\$0.00	(\$603.90)
0621 - NATURAL GAS	\$0.00	\$14,764.55	\$14,764.55	\$0.00	(\$14,764.55)
0622 - ELECTRICITY	\$0.00	\$22,916.72	\$22,916.72	\$0.00	(\$22,916.72)
2610 - Custodial					
0182 - CUSTODIANS-REG	\$0.00	\$55,841.98	\$55,841.98	\$0.00	(\$55,841.98)
0198 - Other Classified Personnel	\$0.00	\$352.45	\$352.45	\$0.00	(\$352.45)
0210 - STATE RETIREMENT	\$0.00	\$11,013.63	\$11,013.63	\$0.00	(\$11,013.63)
0220 - FICA	\$0.00	\$4,234.06	\$4,234.06	\$0.00	(\$4,234.06)
0240 - GROUP INSURANCE	\$0.00	\$24,456.00	\$24,456.00	\$0.00	(\$24,456.00)
0530 - CELL PHONE	\$0.00	\$600.00	\$600.00	\$0.00	(\$600.00)

Garfield County School District

General Ledger - Element Summary Report

Fiscal Year: 2024-2025 From Date:7/1/2024 To Date:6/30/2025

Account Mask: ??????????????????

Account Type: EXPENDITURE

Print accounts with zero balance
 Include Inactive Accounts
 Include PreEncumbrance

Fund / Location / Program / Function / Object	Adjusted Budget	Range To Date	Year To Date	Encumbrance	Budget Balance
0610 - SUPPLIES (GEN)	\$0.00	\$17,741.29	\$17,741.29	\$483.42	(\$18,224.71)
2620 - Maintenance					
0610 - SUPPLIES (GEN)	\$0.00	\$4,403.60	\$4,403.60	\$0.00	(\$4,403.60)
0050 - CLASSROOM-GENERAL Total:	\$0.00	\$968,108.45	\$968,108.45	\$250,096.78	(\$1,218,205.23)
0400 - Administration					
2400 - SUPPORT SERVICES - SCHOOL ADMINISTRATION					
0121 - PRINCIPALS	\$0.00	\$129,951.86	\$129,951.86	\$17,826.81	(\$147,778.67)
0140 - Other Licensed Salaries	\$0.00	\$350.00	\$350.00	\$0.00	(\$350.00)
0152 - SECRETARIAL	\$0.00	\$32,725.72	\$32,725.72	\$0.00	(\$32,725.72)
0198 - Other Classified Personnel	\$0.00	\$1,933.26	\$1,933.26	\$0.00	(\$1,933.26)
0210 - STATE RETIREMENT	\$0.00	\$37,167.88	\$37,167.88	\$4,134.03	(\$41,301.91)
0220 - FICA	\$0.00	\$12,291.41	\$12,291.41	\$1,318.10	(\$13,609.51)
0240 - GROUP INSURANCE	\$0.00	\$47,835.00	\$47,835.00	\$4,076.00	(\$51,911.00)
2410 - OFFICE OF THE PRINCIPAL					
0220 - FICA	\$0.00	\$51.72	\$51.72	\$7.40	(\$59.12)
0530 - CELL PHONE	\$0.00	\$700.00	\$700.00	\$100.00	(\$800.00)
2500 - SUPPORT SERVICES - CENTRAL SERVICES					
0340 - OTHER PROF SERV	\$0.00	\$769.77	\$769.77	\$0.00	(\$769.77)
0400 - Administration Total:	\$0.00	\$263,776.62	\$263,776.62	\$27,462.34	(\$291,238.96)
1205 - SPECIAL EDUCATION -- ADD ON					
1000 - INSTRUCTION					
0131 - TEACHERS	\$0.00	\$106,544.26	\$106,544.26	\$14,181.43	(\$120,725.69)
0132 - SUB TEACHERS	\$0.00	\$338.20	\$338.20	\$0.00	(\$338.20)
0140 - Other Licensed Salaries	\$0.00	\$700.00	\$700.00	\$0.00	(\$700.00)
0161 - STAFF ASSISTANT	\$0.00	\$20,454.70	\$20,454.70	\$0.00	(\$20,454.70)
0198 - Other Classified Personnel	\$0.00	\$525.00	\$525.00	\$0.00	(\$525.00)
0210 - STATE RETIREMENT	\$0.00	\$24,870.02	\$24,870.02	\$3,288.68	(\$28,158.70)
0220 - FICA	\$0.00	\$9,298.98	\$9,298.98	\$1,006.86	(\$10,305.84)
0240 - GROUP INSURANCE	\$0.00	\$21,435.00	\$21,435.00	\$3,033.97	(\$24,468.97)
0610 - SUPPLIES (GEN)	\$0.00	\$671.21	\$671.21	\$0.00	(\$671.21)
1205 - SPECIAL EDUCATION -- ADD ON Total:	\$0.00	\$184,837.37	\$184,837.37	\$21,510.94	(\$206,348.31)
1210 - SPECIAL EDUCATION -- SELF-CONTAINED					
1000 - INSTRUCTION					
0131 - TEACHERS	\$0.00	\$7,349.32	\$7,349.32	\$1,049.91	(\$8,399.23)
0210 - STATE RETIREMENT	\$0.00	\$1,704.22	\$1,704.22	\$243.46	(\$1,947.68)

Garfield County School District

General Ledger - Element Summary Report

Fiscal Year: 2024-2025 From Date:7/1/2024 To Date:6/30/2025

Account Mask: ??????????????????

Account Type: EXPENDITURE

Print accounts with zero balance
 Include Inactive Accounts
 Include PreEncumbrance

Fund / Location / Program / Function / Object	Adjusted Budget	Range To Date	Year To Date	Encumbrance	Budget Balance
0220 - FICA	\$0.00	\$503.56	\$503.56	\$71.78	(\$575.34)
0240 - GROUP INSURANCE	\$0.00	\$2,343.31	\$2,343.31	\$331.68	(\$2,674.99)
1210 - SPECIAL EDUCATION -- SELF-CONTAINED Total:	\$0.00	\$11,900.41	\$11,900.41	\$1,696.83	(\$13,597.24)
1215 - SPECIAL EDUCATION -- PRESCHOOL					
1000 - INSTRUCTION					
0131 - TEACHERS	\$0.00	\$34,434.92	\$34,434.92	\$4,921.72	(\$39,356.64)
0161 - STAFF ASSISTANT	\$0.00	\$5,765.85	\$5,765.85	\$0.00	(\$5,765.85)
0210 - STATE RETIREMENT	\$0.00	\$6,721.70	\$6,721.70	\$960.72	(\$7,682.42)
0220 - FICA	\$0.00	\$3,074.03	\$3,074.03	\$376.30	(\$3,450.33)
1215 - SPECIAL EDUCATION -- PRESCHOOL Total:	\$0.00	\$49,996.50	\$49,996.50	\$6,258.74	(\$56,255.24)
1220 - EXTENDED YEAR PROG FOR SEVERE DISAB					
1000 - INSTRUCTION					
0131 - TEACHERS	\$0.00	\$850.92	\$850.92	\$121.56	(\$972.48)
0161 - STAFF ASSISTANT	\$0.00	\$389.67	\$389.67	\$0.00	(\$389.67)
0210 - STATE RETIREMENT	\$0.00	\$197.26	\$197.26	\$28.18	(\$225.44)
0220 - FICA	\$0.00	\$88.17	\$88.17	\$8.32	(\$96.49)
0240 - GROUP INSURANCE	\$0.00	\$271.30	\$271.30	\$38.40	(\$309.70)
1220 - EXTENDED YEAR PROG FOR SEVERE DISAB Total:	\$0.00	\$1,797.32	\$1,797.32	\$196.46	(\$1,993.78)
1225 - SPECIAL EDUCATION -- INST/IMPACT AI					
1000 - INSTRUCTION					
0131 - TEACHERS	\$0.00	\$1,934.10	\$1,934.10	\$276.30	(\$2,210.40)
0210 - STATE RETIREMENT	\$0.00	\$448.44	\$448.44	\$64.06	(\$512.50)
0220 - FICA	\$0.00	\$132.57	\$132.57	\$18.90	(\$151.47)
0240 - GROUP INSURANCE	\$0.00	\$616.63	\$616.63	\$87.28	(\$703.91)
1225 - SPECIAL EDUCATION -- INST/IMPACT AI Total:	\$0.00	\$3,131.74	\$3,131.74	\$446.54	(\$3,578.28)
1278 - Extended Yr - SpEd Educators					
1000 - INSTRUCTION					
0190 - Other Salaries	\$0.00	\$1,602.79	\$1,602.79	\$0.00	(\$1,602.79)
0210 - STATE RETIREMENT	\$0.00	\$356.89	\$356.89	\$0.00	(\$356.89)
0220 - FICA	\$0.00	\$117.79	\$117.79	\$0.00	(\$117.79)
1278 - Extended Yr - SpEd Educators Total:	\$0.00	\$2,077.47	\$2,077.47	\$0.00	(\$2,077.47)
1295 - UNIQUE LOCAL SPECIAL ED PROGRAMS					
1000 - INSTRUCTION					
0161 - STAFF ASSISTANT	\$0.00	\$21,120.38	\$21,120.38	\$0.00	(\$21,120.38)
0220 - FICA	\$0.00	\$1,615.74	\$1,615.74	\$0.00	(\$1,615.74)

Garfield County School District

General Ledger - Element Summary Report

Fiscal Year: 2024-2025 From Date:7/1/2024 To Date:6/30/2025

Account Mask: ??????????????????

Account Type: EXPENDITURE

Print accounts with zero balance
 Include Inactive Accounts
 Include PreEncumbrance

Fund / Location / Program / Function / Object	Adjusted Budget	Range To Date	Year To Date	Encumbrance	Budget Balance
1295 - UNIQUE LOCAL SPECIAL ED PROGRAMS Total:	\$0.00	\$22,736.12	\$22,736.12	\$0.00	(\$22,736.12)
5201 - CLASS SIZE REDUCTION					
1000 - INSTRUCTION					
0131 - TEACHERS	\$0.00	\$253,368.00	\$253,368.00	\$34,425.00	(\$287,793.00)
0140 - Other Licensed Salaries	\$0.00	\$1,050.00	\$1,050.00	\$0.00	(\$1,050.00)
0210 - STATE RETIREMENT	\$0.00	\$58,999.52	\$58,999.52	\$7,983.15	(\$66,982.67)
0220 - FICA	\$0.00	\$18,975.48	\$18,975.48	\$2,558.79	(\$21,534.27)
0240 - GROUP INSURANCE	\$0.00	\$59,472.44	\$59,472.44	\$8,417.60	(\$67,890.04)
5201 - CLASS SIZE REDUCTION Total:	\$0.00	\$391,865.44	\$391,865.44	\$53,384.54	(\$445,249.98)
5220 - NESS - NECESSARILY EXIST. SCHOOL					
1000 - INSTRUCTION					
0131 - TEACHERS	\$0.00	\$169,312.03	\$169,312.03	\$22,429.80	(\$191,741.83)
0140 - Other Licensed Salaries	\$0.00	\$702.45	\$702.45	\$0.00	(\$702.45)
0210 - STATE RETIREMENT	\$0.00	\$36,418.12	\$36,418.12	\$4,815.58	(\$41,233.70)
0220 - FICA	\$0.00	\$13,187.46	\$13,187.46	\$1,745.59	(\$14,933.05)
0240 - GROUP INSURANCE	\$0.00	\$26,509.24	\$26,509.24	\$3,462.32	(\$29,971.56)
0241 - PEHP Opt-Out	\$0.00	\$7,910.00	\$7,910.00	\$1,130.00	(\$9,040.00)
2220 - LIBRARY/MEDIA SERVICES					
0162 - MEDIA NON-CERT	\$0.00	\$16,487.01	\$16,487.01	\$0.00	(\$16,487.01)
0198 - Other Classified Personnel	\$0.00	\$200.00	\$200.00	\$0.00	(\$200.00)
0220 - FICA	\$0.00	\$1,276.56	\$1,276.56	\$0.00	(\$1,276.56)
5220 - NESS - NECESSARILY EXIST. SCHOOL Total:	\$0.00	\$272,002.87	\$272,002.87	\$33,583.29	(\$305,586.16)
5344 - STUDENTS AT-RISK (EARS)					
1000 - INSTRUCTION					
0161 - STAFF ASSISTANT	\$0.00	\$6,987.25	\$6,987.25	\$0.00	(\$6,987.25)
0220 - FICA	\$0.00	\$534.56	\$534.56	\$0.00	(\$534.56)
5344 - STUDENTS AT-RISK (EARS) Total:	\$0.00	\$7,521.81	\$7,521.81	\$0.00	(\$7,521.81)
5420 - TRUSTLANDS					
1000 - INSTRUCTION					
0131 - TEACHERS	\$56,632.00	\$37,520.00	\$37,520.00	\$4,577.50	\$14,534.50
0161 - STAFF ASSISTANT	\$0.00	\$1,231.02	\$1,231.02	\$0.00	(\$1,231.02)
0162 - MEDIA NON-CERT	\$0.00	\$346.80	\$346.80	\$0.00	(\$346.80)
0198 - Other Classified Personnel	\$0.00	\$200.00	\$200.00	\$0.00	(\$200.00)
0210 - STATE RETIREMENT	\$0.00	\$8,700.87	\$8,700.87	\$1,061.52	(\$9,762.39)
0220 - FICA	\$0.00	\$3,287.14	\$3,287.14	\$393.38	(\$3,680.52)

Garfield County School District

General Ledger - Element Summary Report

Fiscal Year: 2024-2025 From Date:7/1/2024 To Date:6/30/2025

Account Mask: ??????????????????

Account Type: EXPENDITURE

Print accounts with zero balance
 Include Inactive Accounts
 Include PreEncumbrance

Fund / Location / Program / Function / Object	Adjusted Budget	Range To Date	Year To Date	Encumbrance	Budget Balance
0241 - PEHP Opt-Out	\$0.00	\$3,672.50	\$3,672.50	\$565.00	(\$4,237.50)
5420 - TRUSTLANDS Total:	\$56,632.00	\$54,958.33	\$54,958.33	\$6,597.40	(\$4,923.73)
5641 - Early Interventions					
1000 - INSTRUCTION					
0131 - TEACHERS	\$0.00	\$1,977.92	\$1,977.92	\$0.00	(\$1,977.92)
0210 - STATE RETIREMENT	\$0.00	\$458.67	\$458.67	\$0.00	(\$458.67)
0220 - FICA	\$0.00	\$151.32	\$151.32	\$0.00	(\$151.32)
5641 - Early Interventions Total:	\$0.00	\$2,587.91	\$2,587.91	\$0.00	(\$2,587.91)
5651 - EDUCATOR PAID PROFESSIONAL HOURS					
1000 - INSTRUCTION					
0131 - TEACHERS	\$0.00	\$21,044.86	\$21,044.86	\$0.00	(\$21,044.86)
0210 - STATE RETIREMENT	\$0.00	\$4,638.40	\$4,638.40	\$0.00	(\$4,638.40)
0220 - FICA	\$0.00	\$1,567.94	\$1,567.94	\$0.00	(\$1,567.94)
5651 - EDUCATOR PAID PROFESSIONAL HOURS Total:	\$0.00	\$27,251.20	\$27,251.20	\$0.00	(\$27,251.20)
5673 - POSITIVE BEHAVIORS INTERVENTIONS					
2100 - SUPPORT SERVICES - STUDENTS					
0190 - Other Salaries	\$0.00	\$3,021.01	\$3,021.01	\$0.00	(\$3,021.01)
0210 - STATE RETIREMENT	\$0.00	\$589.70	\$589.70	\$0.00	(\$589.70)
0220 - FICA	\$0.00	\$219.78	\$219.78	\$0.00	(\$219.78)
5673 - POSITIVE BEHAVIORS INTERVENTIONS Total:	\$0.00	\$3,830.49	\$3,830.49	\$0.00	(\$3,830.49)
5677 - CTE Computer Grant					
1000 - INSTRUCTION					
0161 - STAFF ASSISTANT	\$0.00	\$7,691.01	\$7,691.01	\$0.00	(\$7,691.01)
0198 - Other Classified Personnel	\$0.00	\$125.00	\$125.00	\$0.00	(\$125.00)
0220 - FICA	\$0.00	\$597.91	\$597.91	\$0.00	(\$597.91)
0610 - SUPPLIES (GEN)	\$0.00	\$29.66	\$29.66	\$0.00	(\$29.66)
2212 - INSTRUCTION AND CURRICULUM DEVELOPMENT SERVICES					
0190 - Other Salaries	\$0.00	\$201.43	\$201.43	\$0.00	(\$201.43)
0210 - STATE RETIREMENT	\$0.00	\$39.31	\$39.31	\$0.00	(\$39.31)
0220 - FICA	\$0.00	\$15.11	\$15.11	\$0.00	(\$15.11)
5677 - CTE Computer Grant Total:	\$0.00	\$8,699.43	\$8,699.43	\$0.00	(\$8,699.43)
5678 - TEACHER & STUDENT SUCESS ACT					
1000 - INSTRUCTION					
0131 - TEACHERS	\$0.00	\$41,084.02	\$41,084.02	\$5,883.78	(\$46,967.80)
0161 - STAFF ASSISTANT	\$0.00	\$54,797.06	\$54,797.06	\$0.00	(\$54,797.06)

Garfield County School District

General Ledger - Element Summary Report

Fiscal Year: 2024-2025 From Date:7/1/2024 To Date:6/30/2025

Account Mask: ??????????????????

Account Type: EXPENDITURE

Print accounts with zero balance
 Include Inactive Accounts
 Include PreEncumbrance

Fund / Location / Program / Function / Object	Adjusted Budget	Range To Date	Year To Date	Encumbrance	Budget Balance
0190 - Other Salaries	\$0.00	\$1,011.23	\$1,011.23	\$0.00	(\$1,011.23)
0198 - Other Classified Personnel	\$0.00	\$650.00	\$650.00	\$0.00	(\$650.00)
0210 - STATE RETIREMENT	\$0.00	\$9,314.95	\$9,314.95	\$1,276.35	(\$10,591.30)
0220 - FICA	\$0.00	\$7,427.59	\$7,427.59	\$433.25	(\$7,860.84)
0240 - GROUP INSURANCE	\$0.00	\$9,016.58	\$9,016.58	\$1,284.53	(\$10,301.11)
0580 - TRAVEL	\$0.00	(\$1,932.81)	(\$1,932.81)	\$0.00	\$1,932.81
5678 - TEACHER & STUDENT SUCESS ACT Total:	\$0.00	\$121,368.62	\$121,368.62	\$8,877.91	(\$130,246.53)
5697 - EARLY LITERACY OUTCOME - EL COACHES					
2212 - INSTRUCTION AND CURRICULUM DEVELOPMENT SERVICES					
0580 - TRAVEL	\$0.00	\$3,000.00	\$3,000.00	\$0.00	(\$3,000.00)
5697 - EARLY LITERACY OUTCOME - EL COACHES Total:	\$0.00	\$3,000.00	\$3,000.00	\$0.00	(\$3,000.00)
5807 - TSSP					
1000 - INSTRUCTION					
0190 - Other Salaries	\$0.00	\$6,519.00	\$6,519.00	\$0.00	(\$6,519.00)
0210 - STATE RETIREMENT	\$0.00	\$1,464.60	\$1,464.60	\$0.00	(\$1,464.60)
0220 - FICA	\$0.00	\$498.71	\$498.71	\$0.00	(\$498.71)
5807 - TSSP Total:	\$0.00	\$8,482.31	\$8,482.31	\$0.00	(\$8,482.31)
5868 - Teacher Materials and Supplies					
1000 - INSTRUCTION					
0610 - SUPPLIES (GEN)	\$0.00	\$7,347.73	\$7,347.73	\$0.00	(\$7,347.73)
5868 - Teacher Materials and Supplies Total:	\$0.00	\$7,347.73	\$7,347.73	\$0.00	(\$7,347.73)
5876 - Educator Salary Adjustment					
1000 - INSTRUCTION					
0131 - TEACHERS	\$0.00	\$165,904.75	\$165,904.75	\$23,811.50	(\$189,716.25)
0210 - STATE RETIREMENT	\$0.00	\$35,979.28	\$35,979.28	\$5,165.42	(\$41,144.70)
0220 - FICA	\$0.00	\$12,225.60	\$12,225.60	\$1,753.28	(\$13,978.88)
0240 - GROUP INSURANCE	\$0.00	\$33,942.88	\$33,942.88	\$5,198.31	(\$39,141.19)
5876 - Educator Salary Adjustment Total:	\$0.00	\$248,052.51	\$248,052.51	\$35,928.51	(\$283,981.02)
5882 - BTS					
1000 - INSTRUCTION					
0131 - TEACHERS	\$0.00	\$28,848.32	\$28,848.32	\$3,734.26	(\$32,582.58)
0140 - Other Licensed Salaries	\$0.00	\$352.45	\$352.45	\$0.00	(\$352.45)
0210 - STATE RETIREMENT	\$0.00	\$5,700.03	\$5,700.03	\$728.93	(\$6,428.96)
0220 - FICA	\$0.00	\$2,232.47	\$2,232.47	\$285.45	(\$2,517.92)

Garfield County School District

General Ledger - Element Summary Report

Fiscal Year: 2024-2025 From Date:7/1/2024 To Date:6/30/2025

Account Mask: ??????????????????

Account Type: EXPENDITURE

Print accounts with zero balance
 Include Inactive Accounts
 Include PreEncumbrance

Fund / Location / Program / Function / Object	Adjusted Budget	Range To Date	Year To Date	Encumbrance	Budget Balance
5882 - BTS Total:	\$0.00	\$37,133.27	\$37,133.27	\$4,748.64	(\$41,881.91)
5914 - School Safety and Support					
2290 - OTHER SUPPORT SERVICES- INSTRUCTIONAL STAFF					
0190 - Other Salaries	\$0.00	\$3,021.00	\$3,021.00	\$0.00	(\$3,021.00)
0210 - STATE RETIREMENT	\$0.00	\$589.70	\$589.70	\$0.00	(\$589.70)
0220 - FICA	\$0.00	\$231.11	\$231.11	\$0.00	(\$231.11)
2620 - Maintenance					
0430 - REPAIR/MAINT SERV	\$0.00	\$16,923.42	\$16,923.42	\$0.00	(\$16,923.42)
0610 - SUPPLIES (GEN)	\$0.00	\$94.99	\$94.99	\$0.00	(\$94.99)
5914 - School Safety and Support Total:	\$0.00	\$20,860.22	\$20,860.22	\$0.00	(\$20,860.22)
7522 - IDEA-B - PRESCHOOL HANDCAPPED					
1000 - INSTRUCTION					
0161 - STAFF ASSISTANT	\$0.00	\$11,897.07	\$11,897.07	\$0.00	(\$11,897.07)
0198 - Other Classified Personnel	\$0.00	\$125.00	\$125.00	\$0.00	(\$125.00)
0220 - FICA	\$0.00	\$919.69	\$919.69	\$0.00	(\$919.69)
7522 - IDEA-B - PRESCHOOL HANDCAPPED Total:	\$0.00	\$12,941.76	\$12,941.76	\$0.00	(\$12,941.76)
7524 - IDEA-B - HANDICAPPED					
1000 - INSTRUCTION					
0161 - STAFF ASSISTANT	\$0.00	\$55,632.15	\$55,632.15	\$0.00	(\$55,632.15)
0198 - Other Classified Personnel	\$0.00	\$325.00	\$325.00	\$0.00	(\$325.00)
0220 - FICA	\$0.00	\$4,280.78	\$4,280.78	\$0.00	(\$4,280.78)
7524 - IDEA-B - HANDICAPPED Total:	\$0.00	\$60,237.93	\$60,237.93	\$0.00	(\$60,237.93)
7801 - TITLE IA					
1000 - INSTRUCTION					
0161 - STAFF ASSISTANT	\$0.00	\$39,017.91	\$39,017.91	\$0.00	(\$39,017.91)
0198 - Other Classified Personnel	\$0.00	\$525.00	\$525.00	\$0.00	(\$525.00)
0220 - FICA	\$0.00	\$3,025.05	\$3,025.05	\$0.00	(\$3,025.05)
7801 - TITLE IA Total:	\$0.00	\$42,567.96	\$42,567.96	\$0.00	(\$42,567.96)
7860 - TITLE IIA					
2212 - INSTRUCTION AND CURRICULUM DEVELOPMENT SERVICES					
0190 - Other Salaries	\$0.00	\$10,352.84	\$10,352.84	\$0.00	(\$10,352.84)
0210 - STATE RETIREMENT	\$0.00	\$2,308.99	\$2,308.99	\$0.00	(\$2,308.99)
0220 - FICA	\$0.00	\$791.97	\$791.97	\$0.00	(\$791.97)
0580 - TRAVEL	\$0.00	\$264.00	\$264.00	\$0.00	(\$264.00)

Garfield County School District

General Ledger - Element Summary Report

Fiscal Year: 2024-2025 From Date:7/1/2024 To Date:6/30/2025

Account Mask: ??????????????????

Account Type: EXPENDITURE

Print accounts with zero balance
 Include Inactive Accounts
 Include PreEncumbrance

Fund / Location / Program / Function / Object	Adjusted Budget	Range To Date	Year To Date	Encumbrance	Budget Balance
7860 - TITLE IIA Total:	\$0.00	\$13,717.80	\$13,717.80	\$0.00	(\$13,717.80)
124 - Panguitch Elementary Total:	\$56,632.00	\$2,852,789.59	\$2,852,789.59	\$450,788.92	(\$3,246,946.51)
150 - Garfield Online					
0050 - CLASSROOM-GENERAL					
1000 - INSTRUCTION					
0131 - TEACHERS	\$0.00	\$138,497.73	\$138,497.73	\$17,486.12	(\$155,983.85)
0140 - Other Licensed Salaries	\$0.00	\$553.85	\$553.85	\$0.00	(\$553.85)
0210 - STATE RETIREMENT	\$0.00	\$27,346.31	\$27,346.31	\$3,462.19	(\$30,808.50)
0220 - FICA	\$0.00	\$11,135.95	\$11,135.95	\$1,391.39	(\$12,527.34)
0240 - GROUP INSURANCE	\$0.00	\$37,194.06	\$37,194.06	\$5,632.25	(\$42,826.31)
0241 - PEHP Opt-Out	\$0.00	\$9,040.00	\$9,040.00	\$1,130.00	(\$10,170.00)
0530 - CELL PHONE	\$0.00	\$150.00	\$150.00	\$0.00	(\$150.00)
0580 - TRAVEL	\$0.00	\$1,123.14	\$1,123.14	\$0.00	(\$1,123.14)
0610 - SUPPLIES (GEN)	\$0.00	\$3,181.27	\$3,181.27	\$0.00	(\$3,181.27)
0650 - SUPPLIES TECHNOLOGY RELATED	\$0.00	\$4,307.93	\$4,307.93	\$0.00	(\$4,307.93)
0734 - TECH HARDWARD	\$0.00	\$1,818.00	\$1,818.00	\$0.00	(\$1,818.00)
2200 - SUPPORT SERVICES - INSTRUCTIONAL STAFF ASSISTANCE					
0320 - PROF/EDUC SRVS	\$0.00	\$1,666,250.00	\$1,666,250.00	\$0.00	(\$1,666,250.00)
2400 - SUPPORT SERVICES - SCHOOL ADMINISTRATION					
0121 - PRINCIPALS	\$0.00	\$51,704.73	\$51,704.73	\$0.00	(\$51,704.73)
0140 - Other Licensed Salaries	\$0.00	\$352.45	\$352.45	\$0.00	(\$352.45)
0210 - STATE RETIREMENT	\$0.00	\$10,219.18	\$10,219.18	\$0.00	(\$10,219.18)
0220 - FICA	\$0.00	\$3,983.45	\$3,983.45	\$0.00	(\$3,983.45)
2600 - OPERATION & MAINTENANCE OF PLANT SERVICES					
0530 - CELL PHONE	\$0.00	\$892.93	\$892.93	\$0.00	(\$892.93)
0050 - CLASSROOM-GENERAL Total:	\$0.00	\$1,967,750.98	\$1,967,750.98	\$29,101.95	(\$1,996,852.93)
0400 - Administration					
2400 - SUPPORT SERVICES - SCHOOL ADMINISTRATION					
0152 - SECRETARIAL	\$0.00	\$45,574.26	\$45,574.26	\$0.00	(\$45,574.26)
0198 - Other Classified Personnel	\$0.00	\$352.45	\$352.45	\$0.00	(\$352.45)
0210 - STATE RETIREMENT	\$0.00	\$7,250.63	\$7,250.63	\$0.00	(\$7,250.63)
0220 - FICA	\$0.00	\$3,827.88	\$3,827.88	\$0.00	(\$3,827.88)
0241 - PEHP Opt-Out	\$0.00	\$3,955.00	\$3,955.00	\$0.00	(\$3,955.00)
0530 - CELL PHONE	\$0.00	\$450.00	\$450.00	\$0.00	(\$450.00)
2500 - SUPPORT SERVICES - CENTRAL SERVICES					

Garfield County School District

General Ledger - Element Summary Report

Fiscal Year: 2024-2025 From Date:7/1/2024 To Date:6/30/2025

Account Mask: ??????????????????

Account Type: EXPENDITURE

Print accounts with zero balance
 Include Inactive Accounts
 Include PreEncumbrance

Fund / Location / Program / Function / Object	Adjusted Budget	Range To Date	Year To Date	Encumbrance	Budget Balance
0340 - OTHER PROF SERV	\$0.00	\$200.00	\$200.00	\$0.00	(\$200.00)
0400 - Administration Total:	\$0.00	\$61,610.22	\$61,610.22	\$0.00	(\$61,610.22)
1205 - SPECIAL EDUCATION -- ADD ON					
1000 - INSTRUCTION					
0131 - TEACHERS	\$0.00	\$56,239.37	\$56,239.37	\$7,545.94	(\$63,785.31)
0140 - Other Licensed Salaries	\$0.00	\$350.00	\$350.00	\$0.00	(\$350.00)
0210 - STATE RETIREMENT	\$0.00	\$11,064.33	\$11,064.33	\$1,749.89	(\$12,814.22)
0220 - FICA	\$0.00	\$4,120.17	\$4,120.17	\$546.84	(\$4,667.01)
0240 - GROUP INSURANCE	\$0.00	\$25,369.85	\$25,369.85	\$3,609.10	(\$28,978.95)
0610 - SUPPLIES (GEN)	\$0.00	\$229.56	\$229.56	\$0.00	(\$229.56)
1205 - SPECIAL EDUCATION -- ADD ON Total:	\$0.00	\$97,373.28	\$97,373.28	\$13,451.77	(\$110,825.05)
1278 - Extended Yr - SpEd Educators					
1000 - INSTRUCTION					
0190 - Other Salaries	\$0.00	\$1,000.00	\$1,000.00	\$0.00	(\$1,000.00)
0210 - STATE RETIREMENT	\$0.00	\$231.89	\$231.89	\$0.00	(\$231.89)
0220 - FICA	\$0.00	\$73.78	\$73.78	\$0.00	(\$73.78)
1278 - Extended Yr - SpEd Educators Total:	\$0.00	\$1,305.67	\$1,305.67	\$0.00	(\$1,305.67)
5420 - TRUSTLANDS					
1000 - INSTRUCTION					
0131 - TEACHERS	\$230,720.05	\$130,624.15	\$130,624.15	\$17,746.94	\$82,348.96
0140 - Other Licensed Salaries	\$0.00	\$702.45	\$702.45	\$0.00	(\$702.45)
0210 - STATE RETIREMENT	\$0.00	\$27,968.93	\$27,968.93	\$3,779.58	(\$31,748.51)
0220 - FICA	\$0.00	\$10,008.60	\$10,008.60	\$1,352.16	(\$11,360.76)
0240 - GROUP INSURANCE	\$0.00	\$32,229.66	\$32,229.66	\$4,608.60	(\$36,838.26)
5420 - TRUSTLANDS Total:	\$230,720.05	\$201,533.79	\$201,533.79	\$27,487.28	\$1,698.98
5651 - EDUCATOR PAID PROFESSIONAL HOURS					
1000 - INSTRUCTION					
0131 - TEACHERS	\$0.00	\$7,117.65	\$7,117.65	\$0.00	(\$7,117.65)
0210 - STATE RETIREMENT	\$0.00	\$1,483.92	\$1,483.92	\$0.00	(\$1,483.92)
0220 - FICA	\$0.00	\$530.84	\$530.84	\$0.00	(\$530.84)
2400 - SUPPORT SERVICES - SCHOOL ADMINISTRATION					
0121 - PRINCIPALS	\$0.00	\$849.10	\$849.10	\$0.00	(\$849.10)
0210 - STATE RETIREMENT	\$0.00	\$165.75	\$165.75	\$0.00	(\$165.75)
0220 - FICA	\$0.00	\$64.93	\$64.93	\$0.00	(\$64.93)
5651 - EDUCATOR PAID PROFESSIONAL HOURS Total:	\$0.00	\$10,212.19	\$10,212.19	\$0.00	(\$10,212.19)

Garfield County School District

General Ledger - Element Summary Report

Fiscal Year: 2024-2025 From Date:7/1/2024 To Date:6/30/2025

Account Mask: ??????????????????

Account Type: EXPENDITURE

Print accounts with zero balance
 Include Inactive Accounts
 Include PreEncumbrance

Fund / Location / Program / Function / Object	Adjusted Budget	Range To Date	Year To Date	Encumbrance	Budget Balance
5678 - TEACHER & STUDENT SUCESS ACT					
1000 - INSTRUCTION					
0131 - TEACHERS	\$0.00	\$73,394.15	\$73,394.15	\$9,953.71	(\$83,347.86)
0140 - Other Licensed Salaries	\$0.00	\$352.45	\$352.45	\$0.00	(\$352.45)
0210 - STATE RETIREMENT	\$0.00	\$14,492.81	\$14,492.81	\$1,967.22	(\$16,460.03)
0220 - FICA	\$0.00	\$5,129.40	\$5,129.40	\$687.26	(\$5,816.66)
0240 - GROUP INSURANCE	\$0.00	\$28,568.60	\$28,568.60	\$4,033.22	(\$32,601.82)
5678 - TEACHER & STUDENT SUCESS ACT Total:	\$0.00	\$121,937.41	\$121,937.41	\$16,641.41	(\$138,578.82)
5868 - Teacher Materials and Supplies					
1000 - INSTRUCTION					
0610 - SUPPLIES (GEN)	\$0.00	\$2,000.00	\$2,000.00	\$0.00	(\$2,000.00)
5868 - Teacher Materials and Supplies Total:	\$0.00	\$2,000.00	\$2,000.00	\$0.00	(\$2,000.00)
5876 - Educator Salary Adjustment					
1000 - INSTRUCTION					
0131 - TEACHERS	\$0.00	\$67,097.49	\$67,097.49	\$9,045.61	(\$76,143.10)
0210 - STATE RETIREMENT	\$0.00	\$13,491.67	\$13,491.67	\$1,863.92	(\$15,355.59)
0220 - FICA	\$0.00	\$4,966.47	\$4,966.47	\$667.44	(\$5,633.91)
0240 - GROUP INSURANCE	\$0.00	\$17,055.76	\$17,055.76	\$2,480.84	(\$19,536.60)
5876 - Educator Salary Adjustment Total:	\$0.00	\$102,611.39	\$102,611.39	\$14,057.81	(\$116,669.20)
7860 - TITLE IIA					
2212 - INSTRUCTION AND CURRICULUM DEVELOPMENT SERVICES					
0580 - TRAVEL	\$0.00	\$150.00	\$150.00	\$0.00	(\$150.00)
7860 - TITLE IIA Total:	\$0.00	\$150.00	\$150.00	\$0.00	(\$150.00)
150 - Garfield Online Total:	\$230,720.05	\$2,566,484.93	\$2,566,484.93	\$100,740.22	(\$2,436,505.10)
204 - AES					
0050 - CLASSROOM-GENERAL					
0000 - Undesignated					
0600 - Supplies & Materials	\$7,200.00	\$0.00	\$0.00	\$0.00	\$7,200.00
1000 - INSTRUCTION					
0610 - SUPPLIES (GEN)	\$0.00	\$992.60	\$992.60	\$0.00	(\$992.60)
0050 - CLASSROOM-GENERAL Total:	\$7,200.00	\$992.60	\$992.60	\$0.00	\$6,207.40
204 - AES Total:	\$7,200.00	\$992.60	\$992.60	\$0.00	\$6,207.40
208 - BES					
0050 - CLASSROOM-GENERAL					

Garfield County School District

General Ledger - Element Summary Report

Fiscal Year: 2024-2025 From Date:7/1/2024 To Date:6/30/2025

Account Mask: ??????????????????

Account Type: EXPENDITURE

Print accounts with zero balance
 Include Inactive Accounts
 Include PreEncumbrance

Fund / Location / Program / Function / Object	Adjusted Budget	Range To Date	Year To Date	Encumbrance	Budget Balance
0000 - Undesignated					
0600 - Supplies & Materials	\$9,200.00	\$0.00	\$0.00	\$0.00	\$9,200.00
1000 - INSTRUCTION					
0610 - SUPPLIES (GEN)	\$0.00	\$8,087.82	\$8,087.82	\$0.00	(\$8,087.82)
0670 - SOFTWARE	\$0.00	\$806.02	\$806.02	\$0.00	(\$806.02)
2220 - LIBRARY/MEDIA SERVICES					
0644 - LIBRARY BOOKS	\$0.00	\$149.99	\$149.99	\$0.00	(\$149.99)
0050 - CLASSROOM-GENERAL Total:	\$9,200.00	\$9,043.83	\$9,043.83	\$0.00	\$156.17
5420 - TRUSTLANDS					
1000 - INSTRUCTION					
0320 - PROF/EDUC SRVS	\$2,406.10	\$0.00	\$0.00	\$0.00	\$2,406.10
2220 - LIBRARY/MEDIA SERVICES					
0610 - SUPPLIES (GEN)	\$750.00	\$0.00	\$0.00	\$0.00	\$750.00
5420 - TRUSTLANDS Total:	\$3,156.10	\$0.00	\$0.00	\$0.00	\$3,156.10
208 - BES Total:	\$12,356.10	\$9,043.83	\$9,043.83	\$0.00	\$3,312.27
212 - BVES					
0050 - CLASSROOM-GENERAL					
0000 - Undesignated					
0600 - Supplies & Materials	\$37,800.00	\$0.00	\$0.00	\$0.00	\$37,800.00
1000 - INSTRUCTION					
0580 - TRAVEL	\$0.00	\$28.00	\$28.00	\$0.00	(\$28.00)
0610 - SUPPLIES (GEN)	\$0.00	\$34,356.46	\$34,356.46	\$137.29	(\$34,493.75)
0640 - Books	\$0.00	\$329.00	\$329.00	\$0.00	(\$329.00)
0730 - EQUIPMENT	\$0.00	\$3,809.98	\$3,809.98	\$0.00	(\$3,809.98)
2220 - LIBRARY/MEDIA SERVICES					
0610 - SUPPLIES (GEN)	\$0.00	\$169.33	\$169.33	\$0.00	(\$169.33)
0644 - LIBRARY BOOKS	\$0.00	(\$433.29)	(\$433.29)	\$214.84	\$218.45
0050 - CLASSROOM-GENERAL Total:	\$37,800.00	\$38,259.48	\$38,259.48	\$352.13	(\$811.61)
5420 - TRUSTLANDS					
1000 - INSTRUCTION					
0340 - OTHER PROF SERV	\$6,500.00	\$0.00	\$0.00	\$0.00	\$6,500.00
0610 - SUPPLIES (GEN)	\$0.00	\$15,906.53	\$15,906.53	\$120.70	(\$16,027.23)
0644 - LIBRARY BOOKS	\$3,000.00	\$2,374.57	\$2,374.57	\$56.46	\$568.97
0650 - SUPPLIES TECHNOLOGY RELATED	\$0.00	\$184.24	\$184.24	\$0.00	(\$184.24)
2220 - LIBRARY/MEDIA SERVICES					

Garfield County School District

General Ledger - Element Summary Report

Fiscal Year: 2024-2025 From Date: 7/1/2024 To Date: 6/30/2025

Account Mask: ??????????????????

Account Type: EXPENDITURE

Print accounts with zero balance
 Include Inactive Accounts
 Include PreEncumbrance

Fund / Location / Program / Function / Object	Adjusted Budget	Range To Date	Year To Date	Encumbrance	Budget Balance
0644 - LIBRARY BOOKS	\$0.00	\$439.63	\$439.63	\$0.00	(\$439.63)
5420 - TRUSTLANDS Total:	\$9,500.00	\$18,904.97	\$18,904.97	\$177.16	(\$9,582.13)
212 - BVES Total:	\$47,300.00	\$57,164.45	\$57,164.45	\$529.29	(\$10,393.74)
216 - EES					
0050 - CLASSROOM-GENERAL					
0000 - Undesignated					
0600 - Supplies & Materials	\$27,400.00	\$0.00	\$0.00	\$0.00	\$27,400.00
1000 - INSTRUCTION					
0580 - TRAVEL	\$0.00	\$146.93	\$146.93	\$0.00	(\$146.93)
0610 - SUPPLIES (GEN)	\$0.00	\$15,387.35	\$15,387.35	\$640.27	(\$16,027.62)
0640 - Books	\$0.00	\$1,725.86	\$1,725.86	\$0.00	(\$1,725.86)
0650 - SUPPLIES TECHNOLOGY RELATED	\$0.00	\$6,617.19	\$6,617.19	\$42.23	(\$6,659.42)
2220 - LIBRARY/MEDIA SERVICES					
0644 - LIBRARY BOOKS	\$0.00	\$124.69	\$124.69	\$11.95	(\$136.64)
0050 - CLASSROOM-GENERAL Total:	\$27,400.00	\$24,002.02	\$24,002.02	\$694.45	\$2,703.53
5420 - TRUSTLANDS					
1000 - INSTRUCTION					
0340 - OTHER PROF SERV	\$0.00	\$7,400.00	\$7,400.00	\$0.00	(\$7,400.00)
0518 - Student Day Travel & Admission	\$0.00	\$1,245.00	\$1,245.00	\$0.00	(\$1,245.00)
0610 - SUPPLIES (GEN)	\$8,500.00	\$4,126.38	\$4,126.38	\$0.00	\$4,373.62
0650 - SUPPLIES TECHNOLOGY RELATED	\$8,000.00	\$0.00	\$0.00	\$0.00	\$8,000.00
2220 - LIBRARY/MEDIA SERVICES					
0640 - Books	\$5,000.00	\$0.00	\$0.00	\$0.00	\$5,000.00
5420 - TRUSTLANDS Total:	\$21,500.00	\$12,771.38	\$12,771.38	\$0.00	\$8,728.62
216 - EES Total:	\$48,900.00	\$36,773.40	\$36,773.40	\$694.45	\$11,432.15
224 - PES					
0050 - CLASSROOM-GENERAL					
0000 - Undesignated					
0600 - Supplies & Materials	\$57,800.00	\$0.00	\$0.00	\$0.00	\$57,800.00
1000 - INSTRUCTION					
0580 - TRAVEL	\$0.00	\$2,393.74	\$2,393.74	\$0.00	(\$2,393.74)
0610 - SUPPLIES (GEN)	\$0.00	\$30,705.37	\$30,705.37	\$370.71	(\$31,076.08)
0730 - EQUIPMENT	\$0.00	\$4,021.25	\$4,021.25	\$0.00	(\$4,021.25)
2220 - LIBRARY/MEDIA SERVICES					
0644 - LIBRARY BOOKS	\$0.00	\$353.82	\$353.82	\$0.00	(\$353.82)

Garfield County School District

General Ledger - Element Summary Report

Fiscal Year: 2024-2025 From Date:7/1/2024 To Date:6/30/2025

Account Mask: ??????????????????

Account Type: EXPENDITURE

Print accounts with zero balance
 Include Inactive Accounts
 Include PreEncumbrance

Fund / Location / Program / Function / Object	Adjusted Budget	Range To Date	Year To Date	Encumbrance	Budget Balance
0050 - CLASSROOM-GENERAL Total:	\$57,800.00	\$37,474.18	\$37,474.18	\$370.71	\$19,955.11
5420 - TRUSTLANDS					
1000 - INSTRUCTION					
0610 - SUPPLIES (GEN)	\$0.00	\$13,694.41	\$13,694.41	\$783.53	(\$14,477.94)
0641 - TEXTBOOKS	\$7,153.30	\$3,787.43	\$3,787.43	\$0.00	\$3,365.87
0650 - SUPPLIES TECHNOLOGY RELATED	\$0.00	\$0.00	\$0.00	\$518.16	(\$518.16)
0670 - SOFTWARE	\$0.00	\$1,554.91	\$1,554.91	\$0.00	(\$1,554.91)
2212 - INSTRUCTION AND CURRICULUM DEVELOPMENT SERVICES					
0580 - TRAVEL	\$0.00	\$35.00	\$35.00	\$0.00	(\$35.00)
5420 - TRUSTLANDS Total:	\$7,153.30	\$19,071.75	\$19,071.75	\$1,301.69	(\$13,220.14)
5673 - POSITIVE BEHAVIORS INTERVENTIONS					
2100 - SUPPORT SERVICES - STUDENTS					
0610 - SUPPLIES (GEN)	\$0.00	\$273.87	\$273.87	\$0.00	(\$273.87)
5673 - POSITIVE BEHAVIORS INTERVENTIONS Total:	\$0.00	\$273.87	\$273.87	\$0.00	(\$273.87)
5678 - TEACHER & STUDENT SUCESS ACT					
1000 - INSTRUCTION					
0610 - SUPPLIES (GEN)	\$0.00	\$1,982.52	\$1,982.52	\$0.00	(\$1,982.52)
5678 - TEACHER & STUDENT SUCESS ACT Total:	\$0.00	\$1,982.52	\$1,982.52	\$0.00	(\$1,982.52)
224 - PES Total:	\$64,953.30	\$58,802.32	\$58,802.32	\$1,672.40	\$4,478.58
304 - Panguitch Middle					
0050 - CLASSROOM-GENERAL					
1000 - INSTRUCTION					
0220 - FICA	\$0.00	\$42.88	\$42.88	\$0.00	(\$42.88)
0241 - PEHP Opt-Out	\$0.00	\$565.00	\$565.00	\$0.00	(\$565.00)
0530 - CELL PHONE	\$0.00	\$57.12	\$57.12	\$0.00	(\$57.12)
0610 - SUPPLIES (GEN)	\$0.00	\$7,867.40	\$7,867.40	\$160.08	(\$8,027.48)
0650 - SUPPLIES TECHNOLOGY RELATED	\$0.00	\$1,008.74	\$1,008.74	\$0.00	(\$1,008.74)
2600 - OPERATION & MAINTENANCE OF PLANT SERVICES					
0411 - WATER/SEWAGE	\$0.00	\$1,237.40	\$1,237.40	\$0.00	(\$1,237.40)
0430 - REPAIR/MAINT SERV	\$0.00	\$2,923.32	\$2,923.32	\$0.00	(\$2,923.32)
0530 - CELL PHONE	\$0.00	\$1,544.59	\$1,544.59	\$0.00	(\$1,544.59)
0621 - NATURAL GAS	\$0.00	\$4,238.39	\$4,238.39	\$0.00	(\$4,238.39)
0622 - ELECTRICITY	\$0.00	\$12,821.80	\$12,821.80	\$0.00	(\$12,821.80)
2610 - Custodial					
0182 - CUSTODIANS-REG	\$0.00	\$14,553.15	\$14,553.15	\$0.00	(\$14,553.15)

Garfield County School District

General Ledger - Element Summary Report

Fiscal Year: 2024-2025 From Date:7/1/2024 To Date:6/30/2025

Account Mask: ??????????????????

Account Type: EXPENDITURE

Print accounts with zero balance
 Include Inactive Accounts
 Include PreEncumbrance

Fund / Location / Program / Function / Object	Adjusted Budget	Range To Date	Year To Date	Encumbrance	Budget Balance
0210 - STATE RETIREMENT	\$0.00	\$2,891.36	\$2,891.36	\$0.00	(\$2,891.36)
0220 - FICA	\$0.00	\$1,149.73	\$1,149.73	\$0.00	(\$1,149.73)
0240 - GROUP INSURANCE	\$0.00	\$1,979.74	\$1,979.74	\$0.00	(\$1,979.74)
0530 - CELL PHONE	\$0.00	\$600.00	\$600.00	\$0.00	(\$600.00)
0610 - SUPPLIES (GEN)	\$0.00	\$1,887.94	\$1,887.94	\$469.46	(\$2,357.40)
2620 - Maintenance					
0610 - SUPPLIES (GEN)	\$0.00	\$464.78	\$464.78	\$0.00	(\$464.78)
0050 - CLASSROOM-GENERAL Total:	\$0.00	\$55,833.34	\$55,833.34	\$629.54	(\$56,462.88)
0400 - Administration					
2400 - SUPPORT SERVICES - SCHOOL ADMINISTRATION					
0121 - PRINCIPALS	\$0.00	\$48,653.73	\$48,653.73	\$7,485.21	(\$56,138.94)
0152 - SECRETARIAL	\$0.00	\$4,100.08	\$4,100.08	\$0.00	(\$4,100.08)
0198 - Other Classified Personnel	\$0.00	\$795.46	\$795.46	\$0.00	(\$795.46)
0210 - STATE RETIREMENT	\$0.00	\$12,091.89	\$12,091.89	\$1,735.82	(\$13,827.71)
0220 - FICA	\$0.00	\$3,946.60	\$3,946.60	\$550.38	(\$4,496.98)
0240 - GROUP INSURANCE	\$0.00	\$10,980.05	\$10,980.05	\$1,536.46	(\$12,516.51)
2500 - SUPPORT SERVICES - CENTRAL SERVICES					
0340 - OTHER PROF SERV	\$0.00	\$158.45	\$158.45	\$0.00	(\$158.45)
0400 - Administration Total:	\$0.00	\$80,726.26	\$80,726.26	\$11,307.87	(\$92,034.13)
1205 - SPECIAL EDUCATION -- ADD ON					
1000 - INSTRUCTION					
0131 - TEACHERS	\$0.00	\$64,784.40	\$64,784.40	\$8,737.80	(\$73,522.20)
0140 - Other Licensed Salaries	\$0.00	\$350.00	\$350.00	\$0.00	(\$350.00)
0161 - STAFF ASSISTANT	\$0.00	\$35,257.34	\$35,257.34	\$0.00	(\$35,257.34)
0198 - Other Classified Personnel	\$0.00	\$525.00	\$525.00	\$0.00	(\$525.00)
0210 - STATE RETIREMENT	\$0.00	\$15,104.69	\$15,104.69	\$2,026.30	(\$17,130.99)
0220 - FICA	\$0.00	\$7,624.28	\$7,624.28	\$654.42	(\$8,278.70)
0240 - GROUP INSURANCE	\$0.00	\$6,964.56	\$6,964.56	\$984.92	(\$7,949.48)
1205 - SPECIAL EDUCATION -- ADD ON Total:	\$0.00	\$130,610.27	\$130,610.27	\$12,403.44	(\$143,013.71)
1210 - SPECIAL EDUCATION -- SELF-CONTAINED					
1000 - INSTRUCTION					
0131 - TEACHERS	\$0.00	\$6,686.54	\$6,686.54	\$955.22	(\$7,641.76)
0210 - STATE RETIREMENT	\$0.00	\$1,550.61	\$1,550.61	\$221.52	(\$1,772.13)
0220 - FICA	\$0.00	\$501.03	\$501.03	\$71.54	(\$572.57)
0240 - GROUP INSURANCE	\$0.00	\$761.40	\$761.40	\$107.67	(\$869.07)

Garfield County School District

General Ledger - Element Summary Report

Fiscal Year: 2024-2025 From Date:7/1/2024 To Date:6/30/2025

Account Mask: ??????????????????

Account Type: EXPENDITURE

Print accounts with zero balance
 Include Inactive Accounts
 Include PreEncumbrance

Fund / Location / Program / Function / Object	Adjusted Budget	Range To Date	Year To Date	Encumbrance	Budget Balance
1210 - SPECIAL EDUCATION -- SELF-CONTAINED Total:	\$0.00	\$9,499.58	\$9,499.58	\$1,355.95	(\$10,855.53)
1220 - EXTENDED YEAR PROG FOR SEVERE DISAB					
1000 - INSTRUCTION					
0131 - TEACHERS	\$0.00	\$774.20	\$774.20	\$110.60	(\$884.80)
0210 - STATE RETIREMENT	\$0.00	\$179.48	\$179.48	\$25.64	(\$205.12)
0220 - FICA	\$0.00	\$58.01	\$58.01	\$8.28	(\$66.29)
0240 - GROUP INSURANCE	\$0.00	\$88.11	\$88.11	\$12.46	(\$100.57)
1220 - EXTENDED YEAR PROG FOR SEVERE DISAB Total:	\$0.00	\$1,099.80	\$1,099.80	\$156.98	(\$1,256.78)
1225 - SPECIAL EDUCATION -- INST/IMPACT AI					
1000 - INSTRUCTION					
0131 - TEACHERS	\$0.00	\$1,759.66	\$1,759.66	\$251.38	(\$2,011.04)
0210 - STATE RETIREMENT	\$0.00	\$408.11	\$408.11	\$58.30	(\$466.41)
0220 - FICA	\$0.00	\$131.80	\$131.80	\$18.82	(\$150.62)
0240 - GROUP INSURANCE	\$0.00	\$200.40	\$200.40	\$28.34	(\$228.74)
1225 - SPECIAL EDUCATION -- INST/IMPACT AI Total:	\$0.00	\$2,499.97	\$2,499.97	\$356.84	(\$2,856.81)
1278 - Extended Yr - SpEd Educators					
1000 - INSTRUCTION					
0190 - Other Salaries	\$0.00	\$1,000.00	\$1,000.00	\$0.00	(\$1,000.00)
0210 - STATE RETIREMENT	\$0.00	\$231.91	\$231.91	\$0.00	(\$231.91)
0220 - FICA	\$0.00	\$75.12	\$75.12	\$0.00	(\$75.12)
1278 - Extended Yr - SpEd Educators Total:	\$0.00	\$1,307.03	\$1,307.03	\$0.00	(\$1,307.03)
5220 - NESS - NECESSARILY EXIST. SCHOOL					
1000 - INSTRUCTION					
0131 - TEACHERS	\$0.00	\$297,097.50	\$297,097.50	\$40,636.06	(\$337,733.56)
0132 - SUB TEACHERS	\$0.00	\$4,494.45	\$4,494.45	\$0.00	(\$4,494.45)
0140 - Other Licensed Salaries	\$0.00	\$1,404.90	\$1,404.90	\$0.00	(\$1,404.90)
0210 - STATE RETIREMENT	\$0.00	\$64,333.07	\$64,333.07	\$8,785.64	(\$73,118.71)
0220 - FICA	\$0.00	\$23,541.61	\$23,541.61	\$3,116.93	(\$26,658.54)
0240 - GROUP INSURANCE	\$0.00	\$51,240.40	\$51,240.40	\$7,286.54	(\$58,526.94)
0241 - PEHP Opt-Out	\$0.00	\$7,910.00	\$7,910.00	\$1,130.00	(\$9,040.00)
2400 - SUPPORT SERVICES - SCHOOL ADMINISTRATION					
0121 - PRINCIPALS	\$0.00	\$3,742.59	\$3,742.59	\$0.00	(\$3,742.59)
0152 - SECRETARIAL	\$0.00	\$19,762.90	\$19,762.90	\$0.00	(\$19,762.90)
0198 - Other Classified Personnel	\$0.00	\$2,382.90	\$2,382.90	\$0.00	(\$2,382.90)
0210 - STATE RETIREMENT	\$0.00	\$4,794.43	\$4,794.43	\$0.00	(\$4,794.43)

Garfield County School District

General Ledger - Element Summary Report

Fiscal Year: 2024-2025 From Date:7/1/2024 To Date:6/30/2025

Account Mask: ??????????????????

Account Type: EXPENDITURE

Print accounts with zero balance
 Include Inactive Accounts
 Include PreEncumbrance

Fund / Location / Program / Function / Object	Adjusted Budget	Range To Date	Year To Date	Encumbrance	Budget Balance
0220 - FICA	\$0.00	\$1,954.73	\$1,954.73	\$0.00	(\$1,954.73)
0240 - GROUP INSURANCE	\$0.00	\$3,806.37	\$3,806.37	\$0.00	(\$3,806.37)
2610 - Custodial					
0182 - CUSTODIANS-REG	\$0.00	\$47,100.80	\$47,100.80	\$0.00	(\$47,100.80)
0198 - Other Classified Personnel	\$0.00	\$352.45	\$352.45	\$0.00	(\$352.45)
0210 - STATE RETIREMENT	\$0.00	\$9,262.85	\$9,262.85	\$0.00	(\$9,262.85)
0220 - FICA	\$0.00	\$3,601.34	\$3,601.34	\$0.00	(\$3,601.34)
0240 - GROUP INSURANCE	\$0.00	\$5,892.35	\$5,892.35	\$0.00	(\$5,892.35)
5220 - NESS - NECESSARILY EXIST. SCHOOL Total:	\$0.00	\$552,675.64	\$552,675.64	\$60,955.17	(\$613,630.81)
5420 - TRUSTLANDS					
1000 - INSTRUCTION					
0131 - TEACHERS	\$0.00	\$13,063.58	\$13,063.58	\$1,867.14	(\$14,930.72)
0161 - STAFF ASSISTANT	\$48,000.00	\$0.00	\$0.00	\$0.00	\$48,000.00
0210 - STATE RETIREMENT	\$0.00	\$2,549.99	\$2,549.99	\$364.46	(\$2,914.45)
0220 - FICA	\$0.00	\$998.73	\$998.73	\$142.74	(\$1,141.47)
5420 - TRUSTLANDS Total:	\$48,000.00	\$16,612.30	\$16,612.30	\$2,374.34	\$29,013.36
5651 - EDUCATOR PAID PROFESSIONAL HOURS					
1000 - INSTRUCTION					
0131 - TEACHERS	\$0.00	\$4,633.78	\$4,633.78	\$0.00	(\$4,633.78)
0210 - STATE RETIREMENT	\$0.00	\$1,004.49	\$1,004.49	\$0.00	(\$1,004.49)
0220 - FICA	\$0.00	\$345.82	\$345.82	\$0.00	(\$345.82)
5651 - EDUCATOR PAID PROFESSIONAL HOURS Total:	\$0.00	\$5,984.09	\$5,984.09	\$0.00	(\$5,984.09)
5678 - TEACHER & STUDENT SUCESS ACT					
1000 - INSTRUCTION					
0131 - TEACHERS	\$0.00	\$10,909.57	\$10,909.57	\$1,564.23	(\$12,473.80)
0190 - Other Salaries	\$0.00	\$21,705.65	\$21,705.65	\$2,906.73	(\$24,612.38)
0210 - STATE RETIREMENT	\$0.00	\$7,282.50	\$7,282.50	\$1,000.15	(\$8,282.65)
0220 - FICA	\$0.00	\$2,432.37	\$2,432.37	\$333.11	(\$2,765.48)
0240 - GROUP INSURANCE	\$0.00	\$5,237.62	\$5,237.62	\$756.64	(\$5,994.26)
5678 - TEACHER & STUDENT SUCESS ACT Total:	\$0.00	\$47,567.71	\$47,567.71	\$6,560.86	(\$54,128.57)
5807 - TSSP					
1000 - INSTRUCTION					
0190 - Other Salaries	\$0.00	\$8,257.40	\$8,257.40	\$0.00	(\$8,257.40)
0210 - STATE RETIREMENT	\$0.00	\$1,812.63	\$1,812.63	\$0.00	(\$1,812.63)
0220 - FICA	\$0.00	\$631.70	\$631.70	\$0.00	(\$631.70)

Garfield County School District

General Ledger - Element Summary Report

Fiscal Year: 2024-2025 From Date:7/1/2024 To Date:6/30/2025

Account Mask: ??????????????????

Account Type: EXPENDITURE

Print accounts with zero balance
 Include Inactive Accounts
 Include PreEncumbrance

Fund / Location / Program / Function / Object	Adjusted Budget	Range To Date	Year To Date	Encumbrance	Budget Balance
5807 - TSSP Total:	\$0.00	\$10,701.73	\$10,701.73	\$0.00	(\$10,701.73)
5868 - Teacher Materials and Supplies					
1000 - INSTRUCTION					
0610 - SUPPLIES (GEN)	\$0.00	\$2,366.06	\$2,366.06	\$0.00	(\$2,366.06)
5868 - Teacher Materials and Supplies Total:	\$0.00	\$2,366.06	\$2,366.06	\$0.00	(\$2,366.06)
5876 - Educator Salary Adjustment					
1000 - INSTRUCTION					
0131 - TEACHERS	\$0.00	\$46,396.76	\$46,396.76	\$6,703.96	(\$53,100.72)
0210 - STATE RETIREMENT	\$0.00	\$9,819.14	\$9,819.14	\$1,417.54	(\$11,236.68)
0220 - FICA	\$0.00	\$3,458.05	\$3,458.05	\$498.60	(\$3,956.65)
0240 - GROUP INSURANCE	\$0.00	\$8,115.36	\$8,115.36	\$1,248.51	(\$9,363.87)
5876 - Educator Salary Adjustment Total:	\$0.00	\$67,789.31	\$67,789.31	\$9,868.61	(\$77,657.92)
5901 - College & Career Awareness					
1000 - INSTRUCTION					
0131 - TEACHERS	\$0.00	\$5,611.52	\$5,611.52	\$863.31	(\$6,474.83)
0210 - STATE RETIREMENT	\$0.00	\$1,095.38	\$1,095.38	\$168.52	(\$1,263.90)
0220 - FICA	\$0.00	\$374.17	\$374.17	\$57.27	(\$431.44)
0240 - GROUP INSURANCE	\$0.00	\$2,716.74	\$2,716.74	\$417.96	(\$3,134.70)
5901 - College & Career Awareness Total:	\$0.00	\$9,797.81	\$9,797.81	\$1,507.06	(\$11,304.87)
5914 - School Safety and Support					
2620 - Maintenance					
0430 - REPAIR/MAINT SERV	\$0.00	\$1,320.41	\$1,320.41	\$0.00	(\$1,320.41)
5914 - School Safety and Support Total:	\$0.00	\$1,320.41	\$1,320.41	\$0.00	(\$1,320.41)
7524 - IDEA-B - HANDICAPPED					
1000 - INSTRUCTION					
0161 - STAFF ASSISTANT	\$0.00	\$15,017.88	\$15,017.88	\$0.00	(\$15,017.88)
0198 - Other Classified Personnel	\$0.00	\$125.00	\$125.00	\$0.00	(\$125.00)
0220 - FICA	\$0.00	\$1,158.43	\$1,158.43	\$0.00	(\$1,158.43)
7524 - IDEA-B - HANDICAPPED Total:	\$0.00	\$16,301.31	\$16,301.31	\$0.00	(\$16,301.31)
7860 - TITLE IIA					
2212 - INSTRUCTION AND CURRICULUM DEVELOPMENT SERVICES					
0190 - Other Salaries	\$0.00	\$1,626.31	\$1,626.31	\$0.00	(\$1,626.31)
0210 - STATE RETIREMENT	\$0.00	\$328.60	\$328.60	\$0.00	(\$328.60)
0220 - FICA	\$0.00	\$124.41	\$124.41	\$0.00	(\$124.41)

Garfield County School District

General Ledger - Element Summary Report

Fiscal Year: 2024-2025 From Date:7/1/2024 To Date:6/30/2025

Account Mask: ??????????????????

Account Type: EXPENDITURE

Print accounts with zero balance
 Include Inactive Accounts
 Include PreEncumbrance

Fund / Location / Program / Function / Object	Adjusted Budget	Range To Date	Year To Date	Encumbrance	Budget Balance
7860 - TITLE IIA Total:	\$0.00	\$2,079.32	\$2,079.32	\$0.00	(\$2,079.32)
304 - Panguitch Middle Total:	\$48,000.00	\$1,014,771.94	\$1,014,771.94	\$107,476.66	(\$1,074,248.60)
404 - PMS					
0050 - CLASSROOM-GENERAL					
0000 - Undesignated					
0600 - Supplies & Materials	\$19,400.00	\$0.00	\$0.00	\$0.00	\$19,400.00
1000 - INSTRUCTION					
0610 - SUPPLIES (GEN)	\$0.00	\$5,326.22	\$5,326.22	\$716.37	(\$6,042.59)
0050 - CLASSROOM-GENERAL Total:	\$19,400.00	\$5,326.22	\$5,326.22	\$716.37	\$13,357.41
5420 - TRUSTLANDS					
1000 - INSTRUCTION					
0518 - Student Day Travel & Admission	\$5,000.00	\$0.00	\$0.00	\$0.00	\$5,000.00
0580 - TRAVEL	\$5,000.00	\$933.43	\$933.43	\$0.00	\$4,066.57
0610 - SUPPLIES (GEN)	\$20,000.00	\$3,191.32	\$3,191.32	\$0.00	\$16,808.68
0650 - SUPPLIES TECHNOLOGY RELATED	\$5,000.00	\$0.00	\$0.00	\$0.00	\$5,000.00
0670 - SOFTWARE	\$17,000.00	\$0.00	\$0.00	\$0.00	\$17,000.00
0730 - EQUIPMENT	\$20,000.00	\$0.00	\$0.00	\$0.00	\$20,000.00
5420 - TRUSTLANDS Total:	\$72,000.00	\$4,124.75	\$4,124.75	\$0.00	\$67,875.25
404 - PMS Total:	\$91,400.00	\$9,450.97	\$9,450.97	\$716.37	\$81,232.66
500 - District Office					
0050 - CLASSROOM-GENERAL					
1000 - INSTRUCTION					
0190 - Other Salaries	\$0.00	\$11,400.00	\$11,400.00	\$0.00	(\$11,400.00)
0220 - FICA	\$0.00	\$869.99	\$869.99	\$0.00	(\$869.99)
0240 - GROUP INSURANCE	\$0.00	\$37,818.00	\$37,818.00	\$0.00	(\$37,818.00)
0270 - INDUSTRIAL INS	\$0.00	\$34,532.00	\$34,532.00	\$0.00	(\$34,532.00)
0320 - PROF/EDUC SRVS	\$0.00	(\$3,888.00)	(\$3,888.00)	\$0.00	\$3,888.00
0340 - OTHER PROF SERV	\$0.00	\$1,531.48	\$1,531.48	\$0.00	(\$1,531.48)
0610 - SUPPLIES (GEN)	\$0.00	\$14,277.71	\$14,277.71	\$6,353.25	(\$20,630.96)
0640 - Books	\$0.00	\$10,076.40	\$10,076.40	\$0.00	(\$10,076.40)
0650 - SUPPLIES TECHNOLOGY RELATED	\$0.00	\$4,757.67	\$4,757.67	\$0.00	(\$4,757.67)
0670 - SOFTWARE	\$0.00	\$65,299.16	\$65,299.16	\$0.00	(\$65,299.16)
0734 - TECH HARDWARD	\$0.00	\$169.97	\$169.97	\$0.00	(\$169.97)
2213 - Instructional Staff Training					
0580 - TRAVEL	\$0.00	\$39,630.81	\$39,630.81	\$0.00	(\$39,630.81)

Garfield County School District

General Ledger - Element Summary Report

Fiscal Year: 2024-2025 From Date:7/1/2024 To Date:6/30/2025

Account Mask: ??????????????????

Account Type: EXPENDITURE

Print accounts with zero balance
 Include Inactive Accounts
 Include PreEncumbrance

Fund / Location / Program / Function / Object	Adjusted Budget	Range To Date	Year To Date	Encumbrance	Budget Balance
0610 - SUPPLIES (GEN)	\$0.00	\$81.83	\$81.83	\$0.00	(\$81.83)
2400 - SUPPORT SERVICES - SCHOOL ADMINISTRATION					
0610 - SUPPLIES (GEN)	\$0.00	\$96.37	\$96.37	\$0.00	(\$96.37)
2500 - SUPPORT SERVICES - CENTRAL SERVICES					
0310 - OFFICIAL/ADMIN SERV	\$0.00	\$4,177.50	\$4,177.50	\$0.00	(\$4,177.50)
2600 - OPERATION & MAINTENANCE OF PLANT SERVICES					
0220 - FICA	\$0.00	\$133.49	\$133.49	\$0.00	(\$133.49)
0340 - OTHER PROF SERV	\$0.00	\$1,260.00	\$1,260.00	\$0.00	(\$1,260.00)
0411 - WATER/SEWAGE	\$0.00	\$1,532.80	\$1,532.80	\$0.00	(\$1,532.80)
0412 - DISPOSAL	\$0.00	\$1,360.00	\$1,360.00	\$0.00	(\$1,360.00)
0430 - REPAIR/MAINT SERV	\$0.00	\$2,445.50	\$2,445.50	\$0.00	(\$2,445.50)
0521 - PROPERTY INS	\$0.00	\$47,700.00	\$47,700.00	\$0.00	(\$47,700.00)
0530 - CELL PHONE	\$0.00	\$32,910.08	\$32,910.08	\$0.00	(\$32,910.08)
0621 - NATURAL GAS	\$0.00	\$3,840.82	\$3,840.82	\$0.00	(\$3,840.82)
0622 - ELECTRICITY	\$0.00	\$7,094.37	\$7,094.37	\$0.00	(\$7,094.37)
2620 - Maintenance					
0580 - TRAVEL	\$0.00	\$350.00	\$350.00	\$0.00	(\$350.00)
0670 - SOFTWARE	\$0.00	\$3,522.12	\$3,522.12	\$0.00	(\$3,522.12)
6000 - OTHER USES					
0890 - MISC EXP	\$0.00	\$25,000.00	\$25,000.00	\$0.00	(\$25,000.00)
0050 - CLASSROOM-GENERAL Total:	\$0.00	\$347,980.07	\$347,980.07	\$6,353.25	(\$354,333.32)
0230 - SPORTS					
1000 - INSTRUCTION					
0730 - EQUIPMENT	\$0.00	\$11,194.88	\$11,194.88	\$0.00	(\$11,194.88)
2710 - Vehicle Operation Services					
0172 - BUS DRIVERS	\$0.00	\$86,830.58	\$86,830.58	\$0.00	(\$86,830.58)
0210 - STATE RETIREMENT	\$0.00	\$921.13	\$921.13	\$0.00	(\$921.13)
0220 - FICA	\$0.00	\$6,849.26	\$6,849.26	\$0.00	(\$6,849.26)
0240 - GROUP INSURANCE	\$0.00	\$488.55	\$488.55	\$0.00	(\$488.55)
0230 - SPORTS Total:	\$0.00	\$106,284.40	\$106,284.40	\$0.00	(\$106,284.40)
0400 - Administration					
2130 - HEALTH SERVICES					
0143 - HEALTH SERVICES	\$0.00	\$24,300.00	\$24,300.00	\$0.00	(\$24,300.00)
0198 - Other Classified Personnel	\$0.00	\$200.00	\$200.00	\$0.00	(\$200.00)
0220 - FICA	\$0.00	\$1,920.22	\$1,920.22	\$0.00	(\$1,920.22)

Garfield County School District

General Ledger - Element Summary Report

Fiscal Year: 2024-2025 From Date:7/1/2024 To Date:6/30/2025

Account Mask: ??????????????????

Account Type: EXPENDITURE

Print accounts with zero balance
 Include Inactive Accounts
 Include PreEncumbrance

Fund / Location / Program / Function / Object	Adjusted Budget	Range To Date	Year To Date	Encumbrance	Budget Balance
0530 - CELL PHONE	\$0.00	\$600.00	\$600.00	\$0.00	(\$600.00)
0610 - SUPPLIES (GEN)	\$0.00	\$3,031.52	\$3,031.52	\$0.00	(\$3,031.52)
0810 - DUES AND FEES	\$0.00	\$248.00	\$248.00	\$0.00	(\$248.00)
2213 - Instructional Staff Training					
0610 - SUPPLIES (GEN)	\$0.00	\$2,636.25	\$2,636.25	\$0.00	(\$2,636.25)
0640 - Books	\$0.00	\$4,986.56	\$4,986.56	\$0.00	(\$4,986.56)
2300 - SUPPORT SERVICES - GENERAL DISTRICT ADMINISTRATION					
0220 - FICA	\$0.00	\$88.47	\$88.47	\$0.00	(\$88.47)
0440 - REPAIRS/MAINT	\$0.00	\$1,512.99	\$1,512.99	\$0.00	(\$1,512.99)
0522 - LIABILITY INS	\$0.00	\$39,462.84	\$39,462.84	\$0.00	(\$39,462.84)
0530 - CELL PHONE	\$0.00	\$650.00	\$650.00	\$0.00	(\$650.00)
0540 - ADVERTISING	\$0.00	\$4,032.80	\$4,032.80	\$0.00	(\$4,032.80)
0580 - TRAVEL	\$0.00	\$250.00	\$250.00	\$0.00	(\$250.00)
0610 - SUPPLIES (GEN)	\$0.00	\$47,842.14	\$47,842.14	\$0.00	(\$47,842.14)
0670 - SOFTWARE	\$0.00	\$1,370.00	\$1,370.00	\$0.00	(\$1,370.00)
0810 - DUES AND FEES	\$0.00	\$7,533.00	\$7,533.00	\$0.00	(\$7,533.00)
0890 - MISC EXP	\$0.00	\$5,767.18	\$5,767.18	\$0.00	(\$5,767.18)
2310 - BOARD OF EDUCATION SERVICES					
0111 - SCHOOL BOARD	\$0.00	\$15,000.00	\$15,000.00	\$0.00	(\$15,000.00)
0220 - FICA	\$0.00	\$1,281.40	\$1,281.40	\$0.00	(\$1,281.40)
0240 - GROUP INSURANCE	\$0.00	\$81,850.00	\$81,850.00	\$0.00	(\$81,850.00)
0242 - GRP Ins - Life	\$0.00	\$2,260.00	\$2,260.00	\$0.00	(\$2,260.00)
0580 - TRAVEL	\$0.00	\$6,495.67	\$6,495.67	\$0.00	(\$6,495.67)
0610 - SUPPLIES (GEN)	\$0.00	\$3,327.44	\$3,327.44	\$9.00	(\$3,336.44)
2316 - INDEPENDENT AUDIT SERVICES					
0340 - OTHER PROF SERV	\$0.00	\$33,700.00	\$33,700.00	\$0.00	(\$33,700.00)
2317 - LEGAL SERVICES					
0349 - Legal Services	\$0.00	\$2,450.70	\$2,450.70	\$0.00	(\$2,450.70)
2320 - DISTRICT EXECUTIVE ADMINISTRATION SERVICES					
0112 - ADMIN PERSONNEL	\$0.00	\$169,144.36	\$169,144.36	\$0.00	(\$169,144.36)
0210 - STATE RETIREMENT	\$0.00	\$41,964.32	\$41,964.32	\$0.00	(\$41,964.32)
0220 - FICA	\$0.00	\$12,506.66	\$12,506.66	\$0.00	(\$12,506.66)
0240 - GROUP INSURANCE	\$0.00	\$24,456.00	\$24,456.00	\$0.00	(\$24,456.00)
0580 - TRAVEL	\$0.00	\$4,601.85	\$4,601.85	\$0.00	(\$4,601.85)
0650 - SUPPLIES TECHNOLOGY RELATED	\$0.00	(\$487.00)	(\$487.00)	\$0.00	\$487.00

Garfield County School District

General Ledger - Element Summary Report

Fiscal Year: 2024-2025 From Date:7/1/2024 To Date:6/30/2025

Account Mask: ??????????????????

Account Type: EXPENDITURE

Print accounts with zero balance
 Include Inactive Accounts
 Include PreEncumbrance

Fund / Location / Program / Function / Object	Adjusted Budget	Range To Date	Year To Date	Encumbrance	Budget Balance
2321 - OFFICE OF THE SUPERINTENDENT					
0610 - SUPPLIES (GEN)	\$0.00	\$2,700.09	\$2,700.09	\$0.00	(\$2,700.09)
2500 - SUPPORT SERVICES - CENTRAL SERVICES					
0151 - ACCOUNTING	\$0.00	\$239,427.66	\$239,427.66	\$0.00	(\$239,427.66)
0198 - Other Classified Personnel	\$0.00	\$1,054.90	\$1,054.90	\$0.00	(\$1,054.90)
0210 - STATE RETIREMENT	\$0.00	\$50,040.13	\$50,040.13	\$0.00	(\$50,040.13)
0220 - FICA	\$0.00	\$18,846.69	\$18,846.69	\$0.00	(\$18,846.69)
0240 - GROUP INSURANCE	\$0.00	\$39,320.00	\$39,320.00	\$0.00	(\$39,320.00)
0241 - PEHP Opt-Out	\$0.00	\$6,780.00	\$6,780.00	\$0.00	(\$6,780.00)
0290 - Life, AD&D, LTD	\$0.00	\$9,800.39	\$9,800.39	\$0.00	(\$9,800.39)
0340 - OTHER PROF SERV	\$0.00	\$36,559.97	\$36,559.97	\$0.00	(\$36,559.97)
0540 - ADVERTISING	\$0.00	\$100.00	\$100.00	\$0.00	(\$100.00)
0580 - TRAVEL	\$0.00	\$1,172.26	\$1,172.26	\$3,597.00	(\$4,769.26)
0610 - SUPPLIES (GEN)	\$0.00	\$10,199.83	\$10,199.83	\$8.22	(\$10,208.05)
0670 - SOFTWARE	\$0.00	\$65,924.56	\$65,924.56	\$840.00	(\$66,764.56)
0810 - DUES AND FEES	\$0.00	\$5,304.85	\$5,304.85	\$0.00	(\$5,304.85)
0890 - MISC EXP	\$0.00	\$2,250.00	\$2,250.00	\$0.00	(\$2,250.00)
2510 - FISCAL SERVICES					
0114 - BUSINESS ADMINISTRATOR	\$0.00	\$130,189.19	\$130,189.19	\$0.00	(\$130,189.19)
0210 - STATE RETIREMENT	\$0.00	\$25,517.66	\$25,517.66	\$0.00	(\$25,517.66)
0220 - FICA	\$0.00	\$9,422.10	\$9,422.10	\$0.00	(\$9,422.10)
0240 - GROUP INSURANCE	\$0.00	\$24,456.00	\$24,456.00	\$0.00	(\$24,456.00)
2580 - ADMINISTRATIVE TECHNOLOGY SERVICES					
0115 - DIRECTORS	\$0.00	\$53,331.12	\$53,331.12	\$0.00	(\$53,331.12)
0184 - Technology	\$0.00	\$17,627.64	\$17,627.64	\$0.00	(\$17,627.64)
0198 - Other Classified Personnel	\$0.00	\$352.45	\$352.45	\$0.00	(\$352.45)
0210 - STATE RETIREMENT	\$0.00	\$13,978.94	\$13,978.94	\$0.00	(\$13,978.94)
0220 - FICA	\$0.00	\$5,385.49	\$5,385.49	\$0.00	(\$5,385.49)
0240 - GROUP INSURANCE	\$0.00	\$24,119.89	\$24,119.89	\$0.00	(\$24,119.89)
0350 - Purchased Services	\$0.00	\$4,785.62	\$4,785.62	\$0.00	(\$4,785.62)
0530 - CELL PHONE	\$0.00	\$600.00	\$600.00	\$0.00	(\$600.00)
0580 - TRAVEL	\$0.00	\$1,505.62	\$1,505.62	\$0.00	(\$1,505.62)
0610 - SUPPLIES (GEN)	\$0.00	\$11,229.03	\$11,229.03	\$0.00	(\$11,229.03)
0650 - SUPPLIES TECHNOLOGY RELATED	\$0.00	\$1,122.35	\$1,122.35	\$0.00	(\$1,122.35)
0670 - SOFTWARE	\$0.00	\$25,658.39	\$25,658.39	\$0.00	(\$25,658.39)

Garfield County School District

General Ledger - Element Summary Report

Fiscal Year: 2024-2025 From Date:7/1/2024 To Date:6/30/2025

Account Mask: ??????????????????

Account Type: EXPENDITURE

Print accounts with zero balance
 Include Inactive Accounts
 Include PreEncumbrance

Fund / Location / Program / Function / Object	Adjusted Budget	Range To Date	Year To Date	Encumbrance	Budget Balance
0734 - TECH HARDWARD	\$0.00	\$20,414.37	\$20,414.37	\$0.00	(\$20,414.37)
2590 - OTHER SUPPORT SERVICES					
0340 - OTHER PROF SERV	\$0.00	\$6,375.00	\$6,375.00	\$0.00	(\$6,375.00)
2600 - OPERATION & MAINTENANCE OF PLANT SERVICES					
0181 - SUPERVISOR	\$0.00	\$230,079.80	\$230,079.80	\$0.00	(\$230,079.80)
0198 - Other Classified Personnel	\$0.00	\$1,050.00	\$1,050.00	\$0.00	(\$1,050.00)
0210 - STATE RETIREMENT	\$0.00	\$53,781.91	\$53,781.91	\$0.00	(\$53,781.91)
0220 - FICA	\$0.00	\$18,225.48	\$18,225.48	\$0.00	(\$18,225.48)
0240 - GROUP INSURANCE	\$0.00	\$50,952.00	\$50,952.00	\$0.00	(\$50,952.00)
0242 - GRP Ins - Life	\$0.00	\$13,560.00	\$13,560.00	\$0.00	(\$13,560.00)
0580 - TRAVEL	\$0.00	\$961.58	\$961.58	\$0.00	(\$961.58)
0610 - SUPPLIES (GEN)	\$0.00	\$34.92	\$34.92	\$0.00	(\$34.92)
2610 - Custodial					
0610 - SUPPLIES (GEN)	\$0.00	\$2,373.95	\$2,373.95	\$257.35	(\$2,631.30)
2620 - Maintenance					
0610 - SUPPLIES (GEN)	\$0.00	\$3,947.37	\$3,947.37	\$0.00	(\$3,947.37)
2650 - VEHICLE SERVICING AND MAINTENANCE SERVICES					
0430 - REPAIR/MAINT SERV	\$0.00	\$4,104.00	\$4,104.00	\$0.00	(\$4,104.00)
0521 - PROPERTY INS	\$0.00	\$14,750.00	\$14,750.00	\$0.00	(\$14,750.00)
0400 - Administration Total:	\$0.00	\$1,804,356.57	\$1,804,356.57	\$4,711.57	(\$1,809,068.14)
0500 - UNIQUE LOCAL REGULAR PROGRAMS					
2570 - PERSONNEL SERVICES					
0190 - Other Salaries	\$0.00	\$0.08	\$0.08	\$0.00	(\$0.08)
0210 - STATE RETIREMENT	\$0.00	\$1.96	\$1.96	\$0.00	(\$1.96)
0220 - FICA	\$0.00	\$0.77	\$0.77	\$0.00	(\$0.77)
0290 - Life, AD&D, LTD	\$0.00	\$10.00	\$10.00	\$0.00	(\$10.00)
3390 - OTHER COMMUNITY SERVICES					
0630 - FOOD	\$0.00	\$1,368.67	\$1,368.67	\$0.00	(\$1,368.67)
0500 - UNIQUE LOCAL REGULAR PROGRAMS Total:	\$0.00	\$1,381.48	\$1,381.48	\$0.00	(\$1,381.48)
1205 - SPECIAL EDUCATION -- ADD ON					
1000 - INSTRUCTION					
0220 - FICA	\$0.00	\$50.05	\$50.05	\$7.70	(\$57.75)
0530 - CELL PHONE	\$0.00	\$650.00	\$650.00	\$100.00	(\$750.00)
0580 - TRAVEL	\$0.00	\$189.00	\$189.00	\$0.00	(\$189.00)
0610 - SUPPLIES (GEN)	\$0.00	\$4,633.59	\$4,633.59	\$0.00	(\$4,633.59)

Garfield County School District

General Ledger - Element Summary Report

Fiscal Year: 2024-2025 From Date:7/1/2024 To Date:6/30/2025

Account Mask: ??????????????????

Account Type: EXPENDITURE

Print accounts with zero balance
 Include Inactive Accounts
 Include PreEncumbrance

Fund / Location / Program / Function / Object	Adjusted Budget	Range To Date	Year To Date	Encumbrance	Budget Balance
0736 - SOFTWARE	\$0.00	\$3,114.59	\$3,114.59	\$0.00	(\$3,114.59)
2100 - SUPPORT SERVICES - STUDENTS					
0131 - TEACHERS	\$0.00	\$9,300.00	\$9,300.00	\$0.00	(\$9,300.00)
0210 - STATE RETIREMENT	\$0.00	\$2,156.67	\$2,156.67	\$0.00	(\$2,156.67)
0220 - FICA	\$0.00	\$690.27	\$690.27	\$0.00	(\$690.27)
2500 - SUPPORT SERVICES - CENTRAL SERVICES					
0115 - DIRECTORS	\$0.00	\$45,937.07	\$45,937.07	\$5,997.54	(\$51,934.61)
0140 - Other Licensed Salaries	\$0.00	\$352.45	\$352.45	\$0.00	(\$352.45)
0210 - STATE RETIREMENT	\$0.00	\$9,035.76	\$9,035.76	\$1,170.72	(\$10,206.48)
0220 - FICA	\$0.00	\$3,539.56	\$3,539.56	\$458.56	(\$3,998.12)
1205 - SPECIAL EDUCATION -- ADD ON Total:	\$0.00	\$79,649.01	\$79,649.01	\$7,734.52	(\$87,383.53)
1215 - SPECIAL EDUCATION -- PRESCHOOL					
1000 - INSTRUCTION					
0131 - TEACHERS	\$0.00	\$13,929.19	\$13,929.19	\$1,879.74	(\$15,808.93)
0210 - STATE RETIREMENT	\$0.00	\$2,722.75	\$2,722.75	\$366.92	(\$3,089.67)
0220 - FICA	\$0.00	\$1,065.05	\$1,065.05	\$143.72	(\$1,208.77)
0610 - SUPPLIES (GEN)	\$0.00	\$165.00	\$165.00	\$0.00	(\$165.00)
1215 - SPECIAL EDUCATION -- PRESCHOOL Total:	\$0.00	\$17,881.99	\$17,881.99	\$2,390.38	(\$20,272.37)
1609 - ADULT HIGH SCHOOL					
1000 - INSTRUCTION					
0131 - TEACHERS	\$0.00	\$87,300.00	\$87,300.00	\$11,700.00	(\$99,000.00)
0140 - Other Licensed Salaries	\$0.00	\$350.00	\$350.00	\$0.00	(\$350.00)
0210 - STATE RETIREMENT	\$0.00	\$20,326.11	\$20,326.11	\$2,713.24	(\$23,039.35)
0220 - FICA	\$0.00	\$6,371.45	\$6,371.45	\$837.10	(\$7,208.55)
0240 - GROUP INSURANCE	\$0.00	\$23,183.16	\$23,183.16	\$3,311.88	(\$26,495.04)
0340 - OTHER PROF SERV	\$0.00	\$4,076.22	\$4,076.22	\$0.00	(\$4,076.22)
0530 - CELL PHONE	\$0.00	\$1,180.21	\$1,180.21	\$100.00	(\$1,280.21)
0580 - TRAVEL	\$0.00	\$1,683.68	\$1,683.68	\$0.00	(\$1,683.68)
0610 - SUPPLIES (GEN)	\$0.00	\$1,511.78	\$1,511.78	\$0.00	(\$1,511.78)
0641 - TEXTBOOKS	\$0.00	\$1,395.20	\$1,395.20	\$0.00	(\$1,395.20)
0670 - SOFTWARE	\$0.00	\$16,200.00	\$16,200.00	\$0.00	(\$16,200.00)
0735 - NON-BUS VEHICLES	\$0.00	\$0.00	\$0.00	\$18,362.84	(\$18,362.84)
0810 - DUES AND FEES	\$0.00	\$300.00	\$300.00	\$0.00	(\$300.00)
2400 - SUPPORT SERVICES - SCHOOL ADMINISTRATION					
0152 - SECRETARIAL	\$0.00	\$22,698.69	\$22,698.69	\$0.00	(\$22,698.69)

Garfield County School District

General Ledger - Element Summary Report

Fiscal Year: 2024-2025 From Date:7/1/2024 To Date:6/30/2025

Account Mask: ??????????????????

Account Type: EXPENDITURE

Print accounts with zero balance
 Include Inactive Accounts
 Include PreEncumbrance

Fund / Location / Program / Function / Object	Adjusted Budget	Range To Date	Year To Date	Encumbrance	Budget Balance
0198 - Other Classified Personnel	\$0.00	\$200.00	\$200.00	\$0.00	(\$200.00)
0220 - FICA	\$0.00	\$1,751.75	\$1,751.75	\$0.00	(\$1,751.75)
2500 - SUPPORT SERVICES - CENTRAL SERVICES					
0580 - TRAVEL	\$0.00	\$50.00	\$50.00	\$0.00	(\$50.00)
1609 - ADULT HIGH SCHOOL Total:	\$0.00	\$188,578.25	\$188,578.25	\$37,025.06	(\$225,603.31)
5315 - PUPIL TRANSPORTATION					
2700 - STUDENT TRANSPORTATION SERVICES					
0152 - SECRETARIAL	\$0.00	\$2,469.79	\$2,469.79	\$0.00	(\$2,469.79)
0173 - MECHANICS	\$0.00	\$68,805.23	\$68,805.23	\$0.00	(\$68,805.23)
0198 - Other Classified Personnel	\$0.00	\$352.45	\$352.45	\$0.00	(\$352.45)
0210 - STATE RETIREMENT	\$0.00	\$13,573.23	\$13,573.23	\$0.00	(\$13,573.23)
0220 - FICA	\$0.00	\$5,417.76	\$5,417.76	\$0.00	(\$5,417.76)
0340 - OTHER PROF SERV	\$0.00	\$21,962.49	\$21,962.49	\$0.00	(\$21,962.49)
0430 - REPAIR/MAINT SERV	\$0.00	\$8,655.22	\$8,655.22	\$0.00	(\$8,655.22)
0514 - Student Allowance	\$0.00	\$16,703.70	\$16,703.70	\$0.00	(\$16,703.70)
0530 - CELL PHONE	\$0.00	\$600.00	\$600.00	\$0.00	(\$600.00)
0580 - TRAVEL	\$0.00	\$782.91	\$782.91	\$0.00	(\$782.91)
0610 - SUPPLIES (GEN)	\$0.00	\$1,451.99	\$1,451.99	\$0.00	(\$1,451.99)
0626 - MOTOR FUEL	\$0.00	\$92,749.30	\$92,749.30	\$0.00	(\$92,749.30)
0670 - SOFTWARE	\$0.00	\$3,158.10	\$3,158.10	\$0.00	(\$3,158.10)
0681 - LUBRICANTS	\$0.00	\$879.20	\$879.20	\$0.00	(\$879.20)
0682 - TIRES AND TUBES	\$0.00	\$11,955.52	\$11,955.52	\$0.00	(\$11,955.52)
0683 - REPAIR PARTS	\$0.00	\$31,765.70	\$31,765.70	\$0.00	(\$31,765.70)
2710 - Vehicle Operation Services					
0172 - BUS DRIVERS	\$0.00	\$109,621.43	\$109,621.43	\$0.00	(\$109,621.43)
0198 - Other Classified Personnel	\$0.00	\$1,775.00	\$1,775.00	\$0.00	(\$1,775.00)
0210 - STATE RETIREMENT	\$0.00	\$4,630.81	\$4,630.81	\$0.00	(\$4,630.81)
0220 - FICA	\$0.00	\$8,458.42	\$8,458.42	\$0.00	(\$8,458.42)
0240 - GROUP INSURANCE	\$0.00	\$5,189.27	\$5,189.27	\$0.00	(\$5,189.27)
2790 - OTHER STUDENT TRANSPORTATION SERVICES					
0172 - BUS DRIVERS	\$0.00	\$8,572.52	\$8,572.52	\$0.00	(\$8,572.52)
0210 - STATE RETIREMENT	\$0.00	\$233.41	\$233.41	\$0.00	(\$233.41)
0220 - FICA	\$0.00	\$667.55	\$667.55	\$0.00	(\$667.55)
0240 - GROUP INSURANCE	\$0.00	\$170.89	\$170.89	\$0.00	(\$170.89)
5315 - PUPIL TRANSPORTATION Total:	\$0.00	\$420,601.89	\$420,601.89	\$0.00	(\$420,601.89)

Garfield County School District

General Ledger - Element Summary Report

Fiscal Year: 2024-2025 From Date: 7/1/2024 To Date: 6/30/2025

Account Mask: ??????????????????

Account Type: EXPENDITURE

Print accounts with zero balance
 Include Inactive Accounts
 Include PreEncumbrance

Fund / Location / Program / Function / Object	Adjusted Budget	Range To Date	Year To Date	Encumbrance	Budget Balance
5321 - DISCRETIONARY					
2510 - FISCAL SERVICES					
0345 - Business Services	\$0.00	\$52,500.00	\$52,500.00	\$7,680.00	(\$60,180.00)
5321 - DISCRETIONARY Total:					
	\$0.00	\$52,500.00	\$52,500.00	\$7,680.00	(\$60,180.00)
5344 - STUDENTS AT-RISK (EARS)					
1000 - INSTRUCTION					
0640 - Books	\$0.00	\$20,570.00	\$20,570.00	\$0.00	(\$20,570.00)
5344 - STUDENTS AT-RISK (EARS) Total:					
	\$0.00	\$20,570.00	\$20,570.00	\$0.00	(\$20,570.00)
5608 - GANG PREVENTION					
1000 - INSTRUCTION					
0610 - SUPPLIES (GEN)	\$0.00	\$73.52	\$73.52	\$0.00	(\$73.52)
5608 - GANG PREVENTION Total:					
	\$0.00	\$73.52	\$73.52	\$0.00	(\$73.52)
5613 - CORRECTIONS EDUCATION					
1000 - INSTRUCTION					
0131 - TEACHERS	\$0.00	\$23,100.00	\$23,100.00	\$3,300.00	(\$26,400.00)
0210 - STATE RETIREMENT	\$0.00	\$5,356.82	\$5,356.82	\$765.26	(\$6,122.08)
0220 - FICA	\$0.00	\$1,658.88	\$1,658.88	\$234.12	(\$1,893.00)
0240 - GROUP INSURANCE	\$0.00	\$6,538.84	\$6,538.84	\$934.12	(\$7,472.96)
5613 - CORRECTIONS EDUCATION Total:					
	\$0.00	\$36,654.54	\$36,654.54	\$5,233.50	(\$41,888.04)
5618 - State Professional Dev					
1000 - INSTRUCTION					
0670 - SOFTWARE	\$0.00	\$47,950.00	\$47,950.00	\$0.00	(\$47,950.00)
5618 - State Professional Dev Total:					
	\$0.00	\$47,950.00	\$47,950.00	\$0.00	(\$47,950.00)
5651 - EDUCATOR PAID PROFESSIONAL HOURS					
1000 - INSTRUCTION					
0131 - TEACHERS	\$0.00	\$1,167.81	\$1,167.81	\$0.00	(\$1,167.81)
0210 - STATE RETIREMENT	\$0.00	\$227.95	\$227.95	\$0.00	(\$227.95)
0220 - FICA	\$0.00	\$87.96	\$87.96	\$0.00	(\$87.96)
5651 - EDUCATOR PAID PROFESSIONAL HOURS Total:					
	\$0.00	\$1,483.72	\$1,483.72	\$0.00	(\$1,483.72)
5655 - Digital Teaching & Learning					
1000 - INSTRUCTION					
0580 - TRAVEL	\$0.00	(\$80.99)	(\$80.99)	\$0.00	\$80.99
0650 - SUPPLIES TECHNOLOGY RELATED	\$0.00	\$79,500.00	\$79,500.00	\$0.00	(\$79,500.00)
0734 - TECH HARDWARD	\$0.00	\$22,540.00	\$22,540.00	\$0.00	(\$22,540.00)
5655 - Digital Teaching & Learning Total:					
	\$0.00	\$101,959.01	\$101,959.01	\$0.00	(\$101,959.01)

Garfield County School District

General Ledger - Element Summary Report

Fiscal Year: 2024-2025 From Date:7/1/2024 To Date:6/30/2025

Account Mask: ??????????????????

Account Type: EXPENDITURE

Print accounts with zero balance
 Include Inactive Accounts
 Include PreEncumbrance

Fund / Location / Program / Function / Object	Adjusted Budget	Range To Date	Year To Date	Encumbrance	Budget Balance
5666 - PROFESSIONAL DEV. GRANTS					
1000 - INSTRUCTION					
0640 - Books	\$0.00	\$99.00	\$99.00	\$0.00	(\$99.00)
2213 - Instructional Staff Training					
0670 - SOFTWARE	\$0.00	(\$297.00)	(\$297.00)	\$0.00	\$297.00
5666 - PROFESSIONAL DEV. GRANTS Total:					
	\$0.00	(\$198.00)	(\$198.00)	\$0.00	\$198.00
5671 - VOLUNTEERISM					
1000 - INSTRUCTION					
0131 - TEACHERS	\$0.00	\$10,917.10	\$10,917.10	\$1,050.50	(\$11,967.60)
0141 - SOCIAL WORK	\$0.00	\$3.96	\$3.96	\$0.00	(\$3.96)
0210 - STATE RETIREMENT	\$0.00	\$2,377.04	\$2,377.04	\$243.62	(\$2,620.66)
0220 - FICA	\$0.00	\$949.00	\$949.00	\$75.52	(\$1,024.52)
0240 - GROUP INSURANCE	\$0.00	\$1,263.50	\$1,263.50	\$361.00	(\$1,624.50)
0241 - PEHP Opt-Out	\$0.00	\$1,695.00	\$1,695.00	\$0.00	(\$1,695.00)
2400 - SUPPORT SERVICES - SCHOOL ADMINISTRATION					
0121 - PRINCIPALS	\$0.00	\$5,944.08	\$5,944.08	\$0.00	(\$5,944.08)
0210 - STATE RETIREMENT	\$0.00	\$1,160.28	\$1,160.28	\$0.00	(\$1,160.28)
0220 - FICA	\$0.00	\$454.57	\$454.57	\$0.00	(\$454.57)
5671 - VOLUNTEERISM Total:					
	\$0.00	\$24,764.53	\$24,764.53	\$1,730.64	(\$26,495.17)
5677 - CTE Computer Grant					
1000 - INSTRUCTION					
0580 - TRAVEL	\$0.00	\$910.76	\$910.76	\$0.00	(\$910.76)
0610 - SUPPLIES (GEN)	\$0.00	\$70,197.34	\$70,197.34	\$0.00	(\$70,197.34)
0650 - SUPPLIES TECHNOLOGY RELATED	\$0.00	\$52.38	\$52.38	\$0.00	(\$52.38)
0670 - SOFTWARE	\$0.00	\$20,125.65	\$20,125.65	\$2,808.15	(\$22,933.80)
0734 - TECH HARDWARD	\$0.00	\$1,790.00	\$1,790.00	\$0.00	(\$1,790.00)
2212 - INSTRUCTION AND CURRICULUM DEVELOPMENT SERVICES					
0131 - TEACHERS	\$0.00	\$72,712.26	\$72,712.26	\$9,878.48	(\$82,590.74)
0140 - Other Licensed Salaries	\$0.00	\$352.45	\$352.45	\$0.00	(\$352.45)
0210 - STATE RETIREMENT	\$0.00	\$14,262.21	\$14,262.21	\$1,928.28	(\$16,190.49)
0220 - FICA	\$0.00	\$5,471.23	\$5,471.23	\$738.13	(\$6,209.36)
0240 - GROUP INSURANCE	\$0.00	\$25,007.03	\$25,007.03	\$3,572.09	(\$28,579.12)
0580 - TRAVEL	\$0.00	\$212.34	\$212.34	\$0.00	(\$212.34)
2213 - Instructional Staff Training					
0580 - TRAVEL	\$0.00	\$15.00	\$15.00	\$0.00	(\$15.00)

Garfield County School District

General Ledger - Element Summary Report

Fiscal Year: 2024-2025 From Date:7/1/2024 To Date:6/30/2025

Account Mask: ??????????????????

Account Type: EXPENDITURE

Print accounts with zero balance
 Include Inactive Accounts
 Include PreEncumbrance

Fund / Location / Program / Function / Object	Adjusted Budget	Range To Date	Year To Date	Encumbrance	Budget Balance
5677 - CTE Computer Grant Total:	\$0.00	\$211,108.65	\$211,108.65	\$18,925.13	(\$230,033.78)
5678 - TEACHER & STUDENT SUCESS ACT					
1000 - INSTRUCTION					
0131 - TEACHERS	\$0.00	\$6,881.90	\$6,881.90	\$920.54	(\$7,802.44)
0190 - Other Salaries	\$0.00	\$8,006.56	\$8,006.56	\$0.00	(\$8,006.56)
0210 - STATE RETIREMENT	\$0.00	\$3,298.99	\$3,298.99	\$193.14	(\$3,492.13)
0220 - FICA	\$0.00	\$1,130.00	\$1,130.00	\$69.77	(\$1,199.77)
0240 - GROUP INSURANCE	\$0.00	\$1,686.54	\$1,686.54	\$231.66	(\$1,918.20)
2212 - INSTRUCTION AND CURRICULUM DEVELOPMENT SERVICES					
0580 - TRAVEL	\$0.00	(\$11.00)	(\$11.00)	\$0.00	\$11.00
5678 - TEACHER & STUDENT SUCESS ACT Total:	\$0.00	\$20,992.99	\$20,992.99	\$1,415.11	(\$22,408.10)
5679 - STUDENT HEALTH & COUNSELING					
2100 - SUPPORT SERVICES - STUDENTS					
0190 - Other Salaries	\$0.00	\$300.00	\$300.00	\$0.00	(\$300.00)
0210 - STATE RETIREMENT	\$0.00	\$69.57	\$69.57	\$0.00	(\$69.57)
0220 - FICA	\$0.00	\$22.06	\$22.06	\$0.00	(\$22.06)
2110 - ATTENDANCE AND SOCIAL WORK SERVICES					
0140 - Other Licensed Salaries	\$0.00	\$352.45	\$352.45	\$0.00	(\$352.45)
0141 - SOCIAL WORK	\$0.00	\$63,850.95	\$63,850.95	\$5,125.95	(\$68,976.90)
0210 - STATE RETIREMENT	\$0.00	\$4,373.16	\$4,373.16	\$1,000.58	(\$5,373.74)
0220 - FICA	\$0.00	\$3,694.47	\$3,694.47	\$478.90	(\$4,173.37)
0241 - PEHP Opt-Out	\$0.00	\$7,910.00	\$7,910.00	\$1,130.00	(\$9,040.00)
2130 - HEALTH SERVICES					
0610 - SUPPLIES (GEN)	\$0.00	\$149.15	\$149.15	\$0.00	(\$149.15)
5679 - STUDENT HEALTH & COUNSELING Total:	\$0.00	\$80,721.81	\$80,721.81	\$7,735.43	(\$88,457.24)
5697 - EARLY LITERACY OUTCOME - EL COACHES					
1000 - INSTRUCTION					
0131 - TEACHERS	\$0.00	\$212,667.50	\$212,667.50	\$26,530.80	(\$239,198.30)
0140 - Other Licensed Salaries	\$0.00	\$700.00	\$700.00	\$0.00	(\$700.00)
0210 - STATE RETIREMENT	\$0.00	\$49,479.98	\$49,479.98	\$6,152.50	(\$55,632.48)
0220 - FICA	\$0.00	\$16,186.84	\$16,186.84	\$2,011.40	(\$18,198.24)
0240 - GROUP INSURANCE	\$0.00	\$52,554.72	\$52,554.72	\$7,449.72	(\$60,004.44)
5697 - EARLY LITERACY OUTCOME - EL COACHES Total:	\$0.00	\$331,589.04	\$331,589.04	\$42,144.42	(\$373,733.46)
5805 - K-3 READING					

Garfield County School District

General Ledger - Element Summary Report

Fiscal Year: 2024-2025 From Date:7/1/2024 To Date:6/30/2025

Account Mask: ??????????????????

Account Type: EXPENDITURE

Print accounts with zero balance
 Include Inactive Accounts
 Include PreEncumbrance

Fund / Location / Program / Function / Object	Adjusted Budget	Range To Date	Year To Date	Encumbrance	Budget Balance
1000 - INSTRUCTION					
0220 - FICA	\$0.00	\$43.05	\$43.05	\$0.00	(\$43.05)
0241 - PEHP Opt-Out	\$0.00	\$565.00	\$565.00	\$0.00	(\$565.00)
0670 - SOFTWARE	\$0.00	\$90.00	\$90.00	\$0.00	(\$90.00)
5805 - K-3 READING Total:	\$0.00	\$698.05	\$698.05	\$0.00	(\$698.05)
5868 - Teacher Materials and Supplies					
1000 - INSTRUCTION					
0610 - SUPPLIES (GEN)	\$0.00	\$29,969.00	\$29,969.00	\$0.00	(\$29,969.00)
5868 - Teacher Materials and Supplies Total:	\$0.00	\$29,969.00	\$29,969.00	\$0.00	(\$29,969.00)
5876 - Educator Salary Adjustment					
1000 - INSTRUCTION					
0131 - TEACHERS	\$0.00	\$27,853.41	\$27,853.41	\$3,725.58	(\$31,578.99)
0210 - STATE RETIREMENT	\$0.00	\$5,897.27	\$5,897.27	\$781.70	(\$6,678.97)
0220 - FICA	\$0.00	\$2,110.52	\$2,110.52	\$282.30	(\$2,392.82)
0240 - GROUP INSURANCE	\$0.00	\$6,362.19	\$6,362.19	\$937.52	(\$7,299.71)
5876 - Educator Salary Adjustment Total:	\$0.00	\$42,223.39	\$42,223.39	\$5,727.10	(\$47,950.49)
5901 - College & Career Awareness					
1000 - INSTRUCTION					
0610 - SUPPLIES (GEN)	\$0.00	\$14.95	\$14.95	\$0.00	(\$14.95)
5901 - College & Career Awareness Total:	\$0.00	\$14.95	\$14.95	\$0.00	(\$14.95)
5902 - Work Based Learning					
1000 - INSTRUCTION					
0610 - SUPPLIES (GEN)	\$0.00	\$503.91	\$503.91	\$0.00	(\$503.91)
5902 - Work Based Learning Total:	\$0.00	\$503.91	\$503.91	\$0.00	(\$503.91)
5914 - School Safety and Support					
2200 - SUPPORT SERVICES - INSTRUCTIONAL STAFF ASSISTANCE					
0190 - Other Salaries	\$0.00	\$5,026.26	\$5,026.26	\$0.00	(\$5,026.26)
0210 - STATE RETIREMENT	\$0.00	\$985.29	\$985.29	\$0.00	(\$985.29)
0220 - FICA	\$0.00	\$375.88	\$375.88	\$0.00	(\$375.88)
0240 - GROUP INSURANCE	\$0.00	\$1,356.11	\$1,356.11	\$0.00	(\$1,356.11)
2590 - OTHER SUPPORT SERVICES					
0610 - SUPPLIES (GEN)	\$0.00	\$16,023.35	\$16,023.35	\$0.00	(\$16,023.35)
5914 - School Safety and Support Total:	\$0.00	\$23,766.89	\$23,766.89	\$0.00	(\$23,766.89)
6015 - ADMINISTRATION & SUPPORT SERVICES					

Garfield County School District

General Ledger - Element Summary Report

Fiscal Year: 2024-2025 From Date: 7/1/2024 To Date: 6/30/2025

Account Mask: ??????????????????

Account Type: EXPENDITURE

Print accounts with zero balance
 Include Inactive Accounts
 Include PreEncumbrance

Fund / Location / Program / Function / Object	Adjusted Budget	Range To Date	Year To Date	Encumbrance	Budget Balance
1000 - INSTRUCTION					
0580 - TRAVEL	\$0.00	\$815.20	\$815.20	\$0.00	(\$815.20)
0610 - SUPPLIES (GEN)	\$0.00	\$6,211.60	\$6,211.60	\$0.00	(\$6,211.60)
0650 - SUPPLIES TECHNOLOGY RELATED	\$0.00	\$2,699.00	\$2,699.00	\$0.00	(\$2,699.00)
2300 - SUPPORT SERVICES - GENERAL DISTRICT ADMINISTRATION					
0115 - DIRECTORS	\$0.00	\$116,599.96	\$116,599.96	\$18,333.30	(\$134,933.26)
0140 - Other Licensed Salaries	\$0.00	\$350.00	\$350.00	\$0.00	(\$350.00)
0210 - STATE RETIREMENT	\$0.00	\$27,132.29	\$27,132.29	\$4,251.49	(\$31,383.78)
0220 - FICA	\$0.00	\$8,544.78	\$8,544.78	\$1,335.51	(\$9,880.29)
0240 - GROUP INSURANCE	\$0.00	\$24,456.00	\$24,456.00	\$4,076.00	(\$28,532.00)
0530 - CELL PHONE	\$0.00	\$600.00	\$600.00	\$100.00	(\$700.00)
2490 - OTHER SUPPORT SERVICES- SCHOOL ADMINISTRATION					
0115 - DIRECTORS	\$0.00	\$18,333.34	\$18,333.34	\$0.00	(\$18,333.34)
0210 - STATE RETIREMENT	\$0.00	\$4,251.50	\$4,251.50	\$0.00	(\$4,251.50)
0220 - FICA	\$0.00	\$1,328.26	\$1,328.26	\$0.00	(\$1,328.26)
0240 - GROUP INSURANCE	\$0.00	\$4,076.00	\$4,076.00	\$0.00	(\$4,076.00)
2500 - SUPPORT SERVICES - CENTRAL SERVICES					
0610 - SUPPLIES (GEN)	\$0.00	\$13,384.99	\$13,384.99	\$0.00	(\$13,384.99)
0735 - NON-BUS VEHICLES	\$0.00	\$39,105.00	\$39,105.00	\$0.00	(\$39,105.00)
6015 - ADMINISTRATION & SUPPORT SERVICES Total:	\$0.00	\$267,887.92	\$267,887.92	\$28,096.30	(\$295,984.22)
7401 - CTE Federal Perkins					
1000 - INSTRUCTION					
0610 - SUPPLIES (GEN)	\$0.00	\$7,978.70	\$7,978.70	\$0.00	(\$7,978.70)
7401 - CTE Federal Perkins Total:	\$0.00	\$7,978.70	\$7,978.70	\$0.00	(\$7,978.70)
7524 - IDEA-B - HANDICAPPED					
1000 - INSTRUCTION					
0340 - OTHER PROF SERV	\$0.00	\$257,768.19	\$257,768.19	\$0.00	(\$257,768.19)
0580 - TRAVEL	\$0.00	\$574.04	\$574.04	\$0.00	(\$574.04)
0610 - SUPPLIES (GEN)	\$0.00	\$125.26	\$125.26	\$0.00	(\$125.26)
0670 - SOFTWARE	\$0.00	\$3,750.00	\$3,750.00	\$0.00	(\$3,750.00)
2213 - Instructional Staff Training					
0190 - Other Salaries	\$0.00	\$1,200.00	\$1,200.00	\$0.00	(\$1,200.00)
0210 - STATE RETIREMENT	\$0.00	\$240.24	\$240.24	\$0.00	(\$240.24)
0220 - FICA	\$0.00	\$91.80	\$91.80	\$0.00	(\$91.80)

Garfield County School District

General Ledger - Element Summary Report

Fiscal Year: 2024-2025 From Date:7/1/2024 To Date:6/30/2025

Account Mask: ??????????????????

Account Type: EXPENDITURE

Print accounts with zero balance
 Include Inactive Accounts
 Include PreEncumbrance

Fund / Location / Program / Function / Object	Adjusted Budget	Range To Date	Year To Date	Encumbrance	Budget Balance
7524 - IDEA-B - HANDICAPPED Total:	\$0.00	\$263,749.53	\$263,749.53	\$0.00	(\$263,749.53)
7860 - TITLE IIA					
1000 - INSTRUCTION					
0190 - Other Salaries	\$0.00	\$2,654.40	\$2,654.40	\$0.00	(\$2,654.40)
0210 - STATE RETIREMENT	\$0.00	\$570.09	\$570.09	\$0.00	(\$570.09)
0220 - FICA	\$0.00	\$203.04	\$203.04	\$0.00	(\$203.04)
0610 - SUPPLIES (GEN)	\$0.00	\$2,750.00	\$2,750.00	\$0.00	(\$2,750.00)
2212 - INSTRUCTION AND CURRICULUM DEVELOPMENT SERVICES					
0330 - Employee Training	\$0.00	\$800.00	\$800.00	\$0.00	(\$800.00)
0580 - TRAVEL	\$0.00	\$50.00	\$50.00	\$0.00	(\$50.00)
2219 - OTHER IMPROVEMENT OF INSTRUCTION SERVICES					
0315 - Management Consultants	\$0.00	\$86,050.00	\$86,050.00	\$0.00	(\$86,050.00)
7860 - TITLE IIA Total:	\$0.00	\$93,077.53	\$93,077.53	\$0.00	(\$93,077.53)
7880 - TITLE III ENGLISH ACQ					
1000 - INSTRUCTION					
0131 - TEACHERS	\$0.00	\$7,625.94	\$7,625.94	\$2,178.84	(\$9,804.78)
0210 - STATE RETIREMENT	\$0.00	\$1,488.57	\$1,488.57	\$425.31	(\$1,913.88)
0220 - FICA	\$0.00	\$570.45	\$570.45	\$162.72	(\$733.17)
0240 - GROUP INSURANCE	\$0.00	\$2,641.45	\$2,641.45	\$754.70	(\$3,396.15)
7880 - TITLE III ENGLISH ACQ Total:	\$0.00	\$12,326.41	\$12,326.41	\$3,521.57	(\$15,847.98)
7893 - Stronger Connections Grant					
1000 - INSTRUCTION					
0610 - SUPPLIES (GEN)	\$0.00	\$126.14	\$126.14	\$0.00	(\$126.14)
0670 - SOFTWARE	\$0.00	\$144.56	\$144.56	\$0.00	(\$144.56)
2110 - ATTENDANCE AND SOCIAL WORK SERVICES					
0141 - SOCIAL WORK	\$0.00	\$19,986.86	\$19,986.86	\$6,265.03	(\$26,251.89)
0210 - STATE RETIREMENT	\$0.00	\$12,060.74	\$12,060.74	\$1,222.94	(\$13,283.68)
0220 - FICA	\$0.00	\$3,351.22	\$3,351.22	\$478.96	(\$3,830.18)
0610 - SUPPLIES (GEN)	\$0.00	\$1,642.15	\$1,642.15	\$0.00	(\$1,642.15)
0670 - SOFTWARE	\$0.00	\$62.28	\$62.28	\$0.00	(\$62.28)
2130 - HEALTH SERVICES					
0340 - OTHER PROF SERV	\$0.00	\$48,060.00	\$48,060.00	\$0.00	(\$48,060.00)
7893 - Stronger Connections Grant Total:	\$0.00	\$85,433.95	\$85,433.95	\$7,966.93	(\$93,400.88)
7905 - STUDENT SUPPORT SERVICES					
1000 - INSTRUCTION					

Garfield County School District

General Ledger - Element Summary Report

Fiscal Year: 2024-2025 From Date:7/1/2024 To Date:6/30/2025

Account Mask: ??????????????????

Account Type: EXPENDITURE

Print accounts with zero balance
 Include Inactive Accounts
 Include PreEncumbrance

Fund / Location / Program / Function / Object	Adjusted Budget	Range To Date	Year To Date	Encumbrance	Budget Balance
0650 - SUPPLIES TECHNOLOGY RELATED	\$0.00	\$9,064.00	\$9,064.00	\$0.00	(\$9,064.00)
7905 - STUDENT SUPPORT SERVICES Total:	\$0.00	\$9,064.00	\$9,064.00	\$0.00	(\$9,064.00)
500 - District Office Total:	\$0.00	\$4,733,577.70	\$4,733,577.70	\$188,390.91	(\$4,921,968.61)
704 - Bryce Valley High					
0050 - CLASSROOM-GENERAL					
1000 - INSTRUCTION					
0190 - Other Salaries	\$0.00	\$5,572.50	\$5,572.50	\$0.00	(\$5,572.50)
0220 - FICA	\$0.00	\$1,378.95	\$1,378.95	\$86.44	(\$1,465.39)
0240 - GROUP INSURANCE	\$0.00	\$6,303.00	\$6,303.00	\$0.00	(\$6,303.00)
0241 - PEHP Opt-Out	\$0.00	\$12,430.00	\$12,430.00	\$1,130.00	(\$13,560.00)
0610 - SUPPLIES (GEN)	\$0.00	\$791.36	\$791.36	\$0.00	(\$791.36)
0641 - TEXTBOOKS	\$0.00	(\$302.35)	(\$302.35)	\$0.00	\$302.35
0650 - SUPPLIES TECHNOLOGY RELATED	\$0.00	\$3,600.01	\$3,600.01	\$0.00	(\$3,600.01)
0670 - SOFTWARE	\$0.00	\$1,562.50	\$1,562.50	\$0.00	(\$1,562.50)
2220 - LIBRARY/MEDIA SERVICES					
0644 - LIBRARY BOOKS	\$0.00	(\$645.49)	(\$645.49)	\$0.00	\$645.49
2230 - INSTRUCTION RELATED TECHNOLOGY					
0190 - Other Salaries	\$0.00	\$2,000.50	\$2,000.50	\$0.00	(\$2,000.50)
0210 - STATE RETIREMENT	\$0.00	\$463.92	\$463.92	\$0.00	(\$463.92)
0220 - FICA	\$0.00	\$148.96	\$148.96	\$0.00	(\$148.96)
2600 - OPERATION & MAINTENANCE OF PLANT SERVICES					
0220 - FICA	\$0.00	\$46.13	\$46.13	\$0.00	(\$46.13)
0340 - OTHER PROF SERV	\$0.00	\$300.00	\$300.00	\$0.00	(\$300.00)
0411 - WATER/SEWAGE	\$0.00	\$21,924.91	\$21,924.91	\$0.00	(\$21,924.91)
0412 - DISPOSAL	\$0.00	\$3,850.00	\$3,850.00	\$0.00	(\$3,850.00)
0430 - REPAIR/MAINT SERV	\$0.00	\$26,141.35	\$26,141.35	\$0.00	(\$26,141.35)
0530 - CELL PHONE	\$0.00	\$2,201.94	\$2,201.94	\$0.00	(\$2,201.94)
0622 - ELECTRICITY	\$0.00	\$25,546.78	\$25,546.78	\$0.00	(\$25,546.78)
0623 - BOTTLED GAS	\$0.00	\$42,924.64	\$42,924.64	\$0.00	(\$42,924.64)
2610 - Custodial					
0610 - SUPPLIES (GEN)	\$0.00	\$18,699.64	\$18,699.64	\$259.05	(\$18,958.69)
2620 - Maintenance					
0350 - Purchased Services	\$0.00	\$865.00	\$865.00	\$0.00	(\$865.00)
0430 - REPAIR/MAINT SERV	\$0.00	\$8,906.94	\$8,906.94	\$0.00	(\$8,906.94)
0610 - SUPPLIES (GEN)	\$0.00	\$30,576.90	\$30,576.90	\$14,151.00	(\$44,727.90)

Garfield County School District

General Ledger - Element Summary Report

Fiscal Year: 2024-2025 From Date:7/1/2024 To Date:6/30/2025

Account Mask: ??????????????????

Account Type: EXPENDITURE

Print accounts with zero balance
 Include Inactive Accounts
 Include PreEncumbrance

Fund / Location / Program / Function / Object	Adjusted Budget	Range To Date	Year To Date	Encumbrance	Budget Balance
0050 - CLASSROOM-GENERAL Total:	\$0.00	\$215,288.09	\$215,288.09	\$15,626.49	(\$230,914.58)
0230 - SPORTS					
1000 - INSTRUCTION					
0190 - Other Salaries	\$0.00	\$58,896.59	\$58,896.59	\$0.00	(\$58,896.59)
0210 - STATE RETIREMENT	\$0.00	\$6,058.59	\$6,058.59	\$0.00	(\$6,058.59)
0220 - FICA	\$0.00	\$4,463.26	\$4,463.26	\$0.00	(\$4,463.26)
0610 - SUPPLIES (GEN)	\$0.00	\$0.00	\$0.00	\$7,502.00	(\$7,502.00)
3000 - NONINSTRUCTIONAL SERVICES					
0580 - TRAVEL	\$0.00	(\$415.24)	(\$415.24)	\$0.00	\$415.24
0230 - SPORTS Total:	\$0.00	\$69,003.20	\$69,003.20	\$7,502.00	(\$76,505.20)
0400 - Administration					
2400 - SUPPORT SERVICES - SCHOOL ADMINISTRATION					
0198 - Other Classified Personnel	\$0.00	\$481.21	\$481.21	\$0.00	(\$481.21)
0220 - FICA	\$0.00	\$36.82	\$36.82	\$0.00	(\$36.82)
0810 - DUES AND FEES	\$0.00	\$1,400.00	\$1,400.00	\$0.00	(\$1,400.00)
2410 - OFFICE OF THE PRINCIPAL					
0220 - FICA	\$0.00	\$34.03	\$34.03	\$0.00	(\$34.03)
0530 - CELL PHONE	\$0.00	\$450.00	\$450.00	\$0.00	(\$450.00)
0580 - TRAVEL	\$0.00	\$1,548.28	\$1,548.28	\$0.00	(\$1,548.28)
2500 - SUPPORT SERVICES - CENTRAL SERVICES					
0340 - OTHER PROF SERV	\$0.00	\$679.82	\$679.82	\$0.00	(\$679.82)
0400 - Administration Total:	\$0.00	\$4,630.16	\$4,630.16	\$0.00	(\$4,630.16)
1205 - SPECIAL EDUCATION -- ADD ON					
1000 - INSTRUCTION					
0161 - STAFF ASSISTANT	\$0.00	\$1,604.10	\$1,604.10	\$0.00	(\$1,604.10)
0220 - FICA	\$0.00	\$122.71	\$122.71	\$0.00	(\$122.71)
1205 - SPECIAL EDUCATION -- ADD ON Total:	\$0.00	\$1,726.81	\$1,726.81	\$0.00	(\$1,726.81)
1210 - SPECIAL EDUCATION -- SELF-CONTAINED					
1000 - INSTRUCTION					
0131 - TEACHERS	\$0.00	\$6,985.86	\$6,985.86	\$997.98	(\$7,983.84)
0210 - STATE RETIREMENT	\$0.00	\$1,620.07	\$1,620.07	\$231.44	(\$1,851.51)
0220 - FICA	\$0.00	\$502.54	\$502.54	\$71.74	(\$574.28)
0240 - GROUP INSURANCE	\$0.00	\$2,400.72	\$2,400.72	\$342.96	(\$2,743.68)
1210 - SPECIAL EDUCATION -- SELF-CONTAINED Total:	\$0.00	\$11,509.19	\$11,509.19	\$1,644.12	(\$13,153.31)
1220 - EXTENDED YEAR PROG FOR SEVERE DISAB					

Garfield County School District

General Ledger - Element Summary Report

Fiscal Year: 2024-2025 From Date:7/1/2024 To Date:6/30/2025

Account Mask: ??????????????????

Account Type: EXPENDITURE

Print accounts with zero balance
 Include Inactive Accounts
 Include PreEncumbrance

Fund / Location / Program / Function / Object	Adjusted Budget	Range To Date	Year To Date	Encumbrance	Budget Balance
1000 - INSTRUCTION					
0131 - TEACHERS	\$0.00	\$808.92	\$808.92	\$115.56	(\$924.48)
0161 - STAFF ASSISTANT	\$0.00	\$67.90	\$67.90	\$0.00	(\$67.90)
0210 - STATE RETIREMENT	\$0.00	\$187.60	\$187.60	\$26.80	(\$214.40)
0220 - FICA	\$0.00	\$63.48	\$63.48	\$8.32	(\$71.80)
0240 - GROUP INSURANCE	\$0.00	\$278.04	\$278.04	\$39.72	(\$317.76)
1220 - EXTENDED YEAR PROG FOR SEVERE DISAB Total:	\$0.00	\$1,405.94	\$1,405.94	\$190.40	(\$1,596.34)
1225 - SPECIAL EDUCATION -- INST/IMPACT AI					
1000 - INSTRUCTION					
0131 - TEACHERS	\$0.00	\$1,838.34	\$1,838.34	\$262.62	(\$2,100.96)
0210 - STATE RETIREMENT	\$0.00	\$426.30	\$426.30	\$60.90	(\$487.20)
0220 - FICA	\$0.00	\$132.27	\$132.27	\$18.88	(\$151.15)
0240 - GROUP INSURANCE	\$0.00	\$631.68	\$631.68	\$90.24	(\$721.92)
1225 - SPECIAL EDUCATION -- INST/IMPACT AI Total:	\$0.00	\$3,028.59	\$3,028.59	\$432.64	(\$3,461.23)
5220 - NESS - NECESSARILY EXIST. SCHOOL					
1000 - INSTRUCTION					
0131 - TEACHERS	\$0.00	\$309,498.33	\$309,498.33	\$40,451.11	(\$349,949.44)
0132 - SUB TEACHERS	\$0.00	\$7,204.71	\$7,204.71	\$0.00	(\$7,204.71)
0140 - Other Licensed Salaries	\$0.00	\$1,404.90	\$1,404.90	\$0.00	(\$1,404.90)
0190 - Other Salaries	\$0.00	\$5,523.00	\$5,523.00	\$920.50	(\$6,443.50)
0210 - STATE RETIREMENT	\$0.00	\$68,316.12	\$68,316.12	\$8,922.90	(\$77,239.02)
0220 - FICA	\$0.00	\$24,003.36	\$24,003.36	\$3,032.42	(\$27,035.78)
0240 - GROUP INSURANCE	\$0.00	\$83,885.92	\$83,885.92	\$12,643.99	(\$96,529.91)
2400 - SUPPORT SERVICES - SCHOOL ADMINISTRATION					
0121 - PRINCIPALS	\$0.00	\$128,190.00	\$128,190.00	\$0.00	(\$128,190.00)
0140 - Other Licensed Salaries	\$0.00	\$350.00	\$350.00	\$0.00	(\$350.00)
0152 - SECRETARIAL	\$0.00	\$35,661.26	\$35,661.26	\$0.00	(\$35,661.26)
0198 - Other Classified Personnel	\$0.00	\$3,086.90	\$3,086.90	\$0.00	(\$3,086.90)
0210 - STATE RETIREMENT	\$0.00	\$36,955.11	\$36,955.11	\$0.00	(\$36,955.11)
0220 - FICA	\$0.00	\$12,594.39	\$12,594.39	\$0.00	(\$12,594.39)
0240 - GROUP INSURANCE	\$0.00	\$44,724.00	\$44,724.00	\$0.00	(\$44,724.00)
2410 - OFFICE OF THE PRINCIPAL					
0220 - FICA	\$0.00	\$14.96	\$14.96	\$0.00	(\$14.96)
0530 - CELL PHONE	\$0.00	\$200.00	\$200.00	\$0.00	(\$200.00)
2610 - Custodial					

Garfield County School District

General Ledger - Element Summary Report

Fiscal Year: 2024-2025 From Date:7/1/2024 To Date:6/30/2025

Account Mask: ??????????????????

Account Type: EXPENDITURE

Print accounts with zero balance
 Include Inactive Accounts
 Include PreEncumbrance

Fund / Location / Program / Function / Object	Adjusted Budget	Range To Date	Year To Date	Encumbrance	Budget Balance
0182 - CUSTODIANS-REG	\$0.00	\$59,496.34	\$59,496.34	\$0.00	(\$59,496.34)
0198 - Other Classified Personnel	\$0.00	\$352.45	\$352.45	\$0.00	(\$352.45)
0210 - STATE RETIREMENT	\$0.00	\$11,730.48	\$11,730.48	\$0.00	(\$11,730.48)
0220 - FICA	\$0.00	\$5,096.88	\$5,096.88	\$0.00	(\$5,096.88)
0241 - PEHP Opt-Out	\$0.00	\$6,780.00	\$6,780.00	\$0.00	(\$6,780.00)
5220 - NESS - NECESSARILY EXIST. SCHOOL Total:	\$0.00	\$845,069.11	\$845,069.11	\$65,970.92	(\$911,040.03)
5333 - CONCURRENT ENROLLMENT					
1000 - INSTRUCTION					
0161 - STAFF ASSISTANT	\$0.00	\$10,653.48	\$10,653.48	\$0.00	(\$10,653.48)
0198 - Other Classified Personnel	\$0.00	\$200.00	\$200.00	\$0.00	(\$200.00)
0220 - FICA	\$0.00	\$830.30	\$830.30	\$0.00	(\$830.30)
0650 - SUPPLIES TECHNOLOGY RELATED	\$0.00	\$0.00	\$0.00	\$4,981.02	(\$4,981.02)
5333 - CONCURRENT ENROLLMENT Total:	\$0.00	\$11,683.78	\$11,683.78	\$4,981.02	(\$16,664.80)
5344 - STUDENTS AT-RISK (EARS)					
1000 - INSTRUCTION					
0131 - TEACHERS	\$0.00	\$47,999.06	\$47,999.06	\$5,249.04	(\$53,248.10)
0140 - Other Licensed Salaries	\$0.00	\$352.45	\$352.45	\$0.00	(\$352.45)
0190 - Other Salaries	\$0.00	\$8,028.01	\$8,028.01	\$0.00	(\$8,028.01)
0210 - STATE RETIREMENT	\$0.00	\$11,152.10	\$11,152.10	\$1,024.62	(\$12,176.72)
0220 - FICA	\$0.00	\$4,236.76	\$4,236.76	\$391.99	(\$4,628.75)
0240 - GROUP INSURANCE	\$0.00	\$15,379.75	\$15,379.75	\$1,818.15	(\$17,197.90)
5344 - STUDENTS AT-RISK (EARS) Total:	\$0.00	\$87,148.13	\$87,148.13	\$8,483.80	(\$95,631.93)
5420 - TRUSTLANDS					
1000 - INSTRUCTION					
0161 - STAFF ASSISTANT	\$32,000.00	\$2,534.40	\$2,534.40	\$0.00	\$29,465.60
0190 - Other Salaries	\$0.00	\$13,038.53	\$13,038.53	\$0.00	(\$13,038.53)
0210 - STATE RETIREMENT	\$0.00	\$2,820.37	\$2,820.37	\$0.00	(\$2,820.37)
0220 - FICA	\$0.00	\$1,182.15	\$1,182.15	\$0.00	(\$1,182.15)
2220 - LIBRARY/MEDIA SERVICES					
0162 - MEDIA NON-CERT	\$0.00	\$17,168.94	\$17,168.94	\$0.00	(\$17,168.94)
0198 - Other Classified Personnel	\$0.00	\$200.00	\$200.00	\$0.00	(\$200.00)
0220 - FICA	\$0.00	\$1,328.76	\$1,328.76	\$0.00	(\$1,328.76)
5420 - TRUSTLANDS Total:	\$32,000.00	\$38,273.15	\$38,273.15	\$0.00	(\$6,273.15)
5610 - DRIVER EDUCATION - BEHIND THE WHEEL					
1000 - INSTRUCTION					

Garfield County School District

General Ledger - Element Summary Report

Fiscal Year: 2024-2025 From Date:7/1/2024 To Date:6/30/2025

Account Mask: ??????????????????

Account Type: EXPENDITURE

Print accounts with zero balance
 Include Inactive Accounts
 Include PreEncumbrance

Fund / Location / Program / Function / Object	Adjusted Budget	Range To Date	Year To Date	Encumbrance	Budget Balance
0131 - TEACHERS	\$0.00	\$4,120.64	\$4,120.64	\$0.00	(\$4,120.64)
0210 - STATE RETIREMENT	\$0.00	\$804.35	\$804.35	\$0.00	(\$804.35)
0220 - FICA	\$0.00	\$309.80	\$309.80	\$0.00	(\$309.80)
5610 - DRIVER EDUCATION - BEHIND THE WHEEL Total:	\$0.00	\$5,234.79	\$5,234.79	\$0.00	(\$5,234.79)
5651 - EDUCATOR PAID PROFESSIONAL HOURS					
1000 - INSTRUCTION					
0131 - TEACHERS	\$0.00	\$1,289.92	\$1,289.92	\$0.00	(\$1,289.92)
0210 - STATE RETIREMENT	\$0.00	\$251.79	\$251.79	\$0.00	(\$251.79)
0220 - FICA	\$0.00	\$96.77	\$96.77	\$0.00	(\$96.77)
2400 - SUPPORT SERVICES - SCHOOL ADMINISTRATION					
0121 - PRINCIPALS	\$0.00	\$9,012.15	\$9,012.15	\$0.00	(\$9,012.15)
0210 - STATE RETIREMENT	\$0.00	\$1,942.13	\$1,942.13	\$0.00	(\$1,942.13)
0220 - FICA	\$0.00	\$669.11	\$669.11	\$0.00	(\$669.11)
5651 - EDUCATOR PAID PROFESSIONAL HOURS Total:	\$0.00	\$13,261.87	\$13,261.87	\$0.00	(\$13,261.87)
5673 - POSITIVE BEHAVIORS INTERVENTIONS					
2100 - SUPPORT SERVICES - STUDENTS					
0610 - SUPPLIES (GEN)	\$0.00	\$1,530.19	\$1,530.19	\$0.00	(\$1,530.19)
5673 - POSITIVE BEHAVIORS INTERVENTIONS Total:	\$0.00	\$1,530.19	\$1,530.19	\$0.00	(\$1,530.19)
5678 - TEACHER & STUDENT SUCESS ACT					
1000 - INSTRUCTION					
0131 - TEACHERS	\$0.00	\$24,371.58	\$24,371.58	\$2,978.22	(\$27,349.80)
0210 - STATE RETIREMENT	\$0.00	\$5,033.45	\$5,033.45	\$621.70	(\$5,655.15)
0220 - FICA	\$0.00	\$1,884.84	\$1,884.84	\$220.25	(\$2,105.09)
0240 - GROUP INSURANCE	\$0.00	\$6,067.53	\$6,067.53	\$815.88	(\$6,883.41)
0610 - SUPPLIES (GEN)	\$0.00	\$269.79	\$269.79	\$0.00	(\$269.79)
5678 - TEACHER & STUDENT SUCESS ACT Total:	\$0.00	\$37,627.19	\$37,627.19	\$4,636.05	(\$42,263.24)
5807 - TSSP					
1000 - INSTRUCTION					
0190 - Other Salaries	\$0.00	\$8,474.70	\$8,474.70	\$0.00	(\$8,474.70)
0210 - STATE RETIREMENT	\$0.00	\$2,007.66	\$2,007.66	\$0.00	(\$2,007.66)
0220 - FICA	\$0.00	\$648.32	\$648.32	\$0.00	(\$648.32)
5807 - TSSP Total:	\$0.00	\$11,130.68	\$11,130.68	\$0.00	(\$11,130.68)
5868 - Teacher Materials and Supplies					
1000 - INSTRUCTION					
0610 - SUPPLIES (GEN)	\$0.00	\$4,215.00	\$4,215.00	\$0.00	(\$4,215.00)

Garfield County School District

General Ledger - Element Summary Report

Fiscal Year: 2024-2025 From Date:7/1/2024 To Date:6/30/2025

Account Mask: ??????????????????

Account Type: EXPENDITURE

Print accounts with zero balance
 Include Inactive Accounts
 Include PreEncumbrance

Fund / Location / Program / Function / Object	Adjusted Budget	Range To Date	Year To Date	Encumbrance	Budget Balance
5868 - Teacher Materials and Supplies Total:	\$0.00	\$4,215.00	\$4,215.00	\$0.00	(\$4,215.00)
5876 - Educator Salary Adjustment					
1000 - INSTRUCTION					
0131 - TEACHERS	\$0.00	\$98,712.05	\$98,712.05	\$12,052.58	(\$110,764.63)
0210 - STATE RETIREMENT	\$0.00	\$20,386.96	\$20,386.96	\$2,516.06	(\$22,903.02)
0220 - FICA	\$0.00	\$7,633.81	\$7,633.81	\$891.32	(\$8,525.13)
0240 - GROUP INSURANCE	\$0.00	\$23,647.68	\$23,647.68	\$3,301.74	(\$26,949.42)
5876 - Educator Salary Adjustment Total:	\$0.00	\$150,380.50	\$150,380.50	\$18,761.70	(\$169,142.20)
5901 - College & Career Awareness					
1000 - INSTRUCTION					
0131 - TEACHERS	\$0.00	\$18,314.33	\$18,314.33	\$1,822.92	(\$20,137.25)
0210 - STATE RETIREMENT	\$0.00	\$3,215.97	\$3,215.97	\$355.84	(\$3,571.81)
0220 - FICA	\$0.00	\$1,563.45	\$1,563.45	\$137.18	(\$1,700.63)
0240 - GROUP INSURANCE	\$0.00	\$3,785.39	\$3,785.39	\$406.35	(\$4,191.74)
0610 - SUPPLIES (GEN)	\$0.00	\$57.97	\$57.97	\$0.00	(\$57.97)
5901 - College & Career Awareness Total:	\$0.00	\$26,937.11	\$26,937.11	\$2,722.29	(\$29,659.40)
5902 - Work Based Learning					
1000 - INSTRUCTION					
0190 - Other Salaries	\$0.00	\$2,500.00	\$2,500.00	\$0.00	(\$2,500.00)
0210 - STATE RETIREMENT	\$0.00	\$579.76	\$579.76	\$0.00	(\$579.76)
0220 - FICA	\$0.00	\$191.24	\$191.24	\$0.00	(\$191.24)
5902 - Work Based Learning Total:	\$0.00	\$3,271.00	\$3,271.00	\$0.00	(\$3,271.00)
5903 - School Counseling					
2120 - GUIDANCE SERVICES					
0140 - Other Licensed Salaries	\$0.00	\$350.00	\$350.00	\$0.00	(\$350.00)
0142 - GUIDANCE	\$0.00	\$41,933.21	\$41,933.21	\$0.00	(\$41,933.21)
0210 - STATE RETIREMENT	\$0.00	\$9,657.66	\$9,657.66	\$0.00	(\$9,657.66)
0220 - FICA	\$0.00	\$3,537.08	\$3,537.08	\$0.00	(\$3,537.08)
0241 - PEHP Opt-Out	\$0.00	\$3,955.00	\$3,955.00	\$0.00	(\$3,955.00)
0580 - TRAVEL	\$0.00	\$161.90	\$161.90	\$0.00	(\$161.90)
0610 - SUPPLIES (GEN)	\$0.00	\$2,224.49	\$2,224.49	\$0.00	(\$2,224.49)
5903 - School Counseling Total:	\$0.00	\$61,819.34	\$61,819.34	\$0.00	(\$61,819.34)
5914 - School Safety and Support					
2290 - OTHER SUPPORT SERVICES- INSTRUCTIONAL STAFF					
0190 - Other Salaries	\$0.00	\$3,000.00	\$3,000.00	\$0.00	(\$3,000.00)

Garfield County School District

General Ledger - Element Summary Report

Fiscal Year: 2024-2025 From Date:7/1/2024 To Date:6/30/2025

Account Mask: ??????????????????

Account Type: EXPENDITURE

Print accounts with zero balance
 Include Inactive Accounts
 Include PreEncumbrance

Fund / Location / Program / Function / Object	Adjusted Budget	Range To Date	Year To Date	Encumbrance	Budget Balance
0210 - STATE RETIREMENT	\$0.00	\$585.60	\$585.60	\$0.00	(\$585.60)
0220 - FICA	\$0.00	\$225.98	\$225.98	\$0.00	(\$225.98)
2620 - Maintenance					
0430 - REPAIR/MAINT SERV	\$0.00	\$49,215.25	\$49,215.25	\$0.00	(\$49,215.25)
0610 - SUPPLIES (GEN)	\$0.00	\$94.99	\$94.99	\$0.00	(\$94.99)
5914 - School Safety and Support Total:	\$0.00	\$53,121.82	\$53,121.82	\$0.00	(\$53,121.82)
6015 - ADMINISTRATION & SUPPORT SERVICES					
1000 - INSTRUCTION					
0580 - TRAVEL	\$0.00	\$376.60	\$376.60	\$0.00	(\$376.60)
6015 - ADMINISTRATION & SUPPORT SERVICES Total:	\$0.00	\$376.60	\$376.60	\$0.00	(\$376.60)
6100 - Agriculture, Food & Natural Resources					
1000 - INSTRUCTION					
0131 - TEACHERS	\$0.00	\$72,262.23	\$72,262.23	\$9,570.36	(\$81,832.59)
0140 - Other Licensed Salaries	\$0.00	\$700.00	\$700.00	\$0.00	(\$700.00)
0190 - Other Salaries	\$0.00	\$5,000.00	\$5,000.00	\$0.00	(\$5,000.00)
0210 - STATE RETIREMENT	\$0.00	\$13,889.78	\$13,889.78	\$1,868.10	(\$15,757.88)
0220 - FICA	\$0.00	\$6,821.28	\$6,821.28	\$720.70	(\$7,541.98)
0240 - GROUP INSURANCE	\$0.00	\$14,227.07	\$14,227.07	\$2,031.81	(\$16,258.88)
0610 - SUPPLIES (GEN)	\$0.00	\$1,609.82	\$1,609.82	\$0.00	(\$1,609.82)
6100 - Agriculture, Food & Natural Resources Total:	\$0.00	\$114,510.18	\$114,510.18	\$14,190.97	(\$128,701.15)
6300 - Health Science					
1000 - INSTRUCTION					
0131 - TEACHERS	\$0.00	\$6,629.69	\$6,629.69	\$0.00	(\$6,629.69)
0210 - STATE RETIREMENT	\$0.00	\$1,537.40	\$1,537.40	\$0.00	(\$1,537.40)
0220 - FICA	\$0.00	\$507.15	\$507.15	\$0.00	(\$507.15)
0610 - SUPPLIES (GEN)	\$0.00	\$895.84	\$895.84	\$0.00	(\$895.84)
6300 - Health Science Total:	\$0.00	\$9,570.08	\$9,570.08	\$0.00	(\$9,570.08)
6500 - Business & Marketing, Hospitality & Tourism					
1000 - INSTRUCTION					
0131 - TEACHERS	\$0.00	\$40,326.43	\$40,326.43	\$0.00	(\$40,326.43)
0140 - Other Licensed Salaries	\$0.00	\$352.45	\$352.45	\$0.00	(\$352.45)
0210 - STATE RETIREMENT	\$0.00	\$6,672.99	\$6,672.99	\$0.00	(\$6,672.99)
0220 - FICA	\$0.00	\$3,111.91	\$3,111.91	\$0.00	(\$3,111.91)
0240 - GROUP INSURANCE	\$0.00	\$6,608.76	\$6,608.76	\$0.00	(\$6,608.76)
0610 - SUPPLIES (GEN)	\$0.00	\$1,249.04	\$1,249.04	\$0.00	(\$1,249.04)

Garfield County School District

General Ledger - Element Summary Report

Fiscal Year: 2024-2025 From Date:7/1/2024 To Date:6/30/2025

Account Mask: ??????????????????

Account Type: EXPENDITURE

Print accounts with zero balance
 Include Inactive Accounts
 Include PreEncumbrance

Fund / Location / Program / Function / Object	Adjusted Budget	Range To Date	Year To Date	Encumbrance	Budget Balance
6500 - Business & Marketing, Hospitality & Tourism Total:	\$0.00	\$58,321.58	\$58,321.58	\$0.00	(\$58,321.58)
6800 - Engineering & Manufacturing Technology					
1000 - INSTRUCTION					
0131 - TEACHERS	\$0.00	\$12,760.46	\$12,760.46	\$1,822.93	(\$14,583.39)
0210 - STATE RETIREMENT	\$0.00	\$2,312.96	\$2,312.96	\$355.84	(\$2,668.80)
0220 - FICA	\$0.00	\$1,123.05	\$1,123.05	\$134.88	(\$1,257.93)
0240 - GROUP INSURANCE	\$0.00	\$5,687.39	\$5,687.39	\$812.73	(\$6,500.12)
0610 - SUPPLIES (GEN)	\$0.00	\$26,516.89	\$26,516.89	\$600.01	(\$27,116.90)
0650 - SUPPLIES TECHNOLOGY RELATED	\$0.00	\$130.48	\$130.48	\$0.00	(\$130.48)
6800 - Engineering & Manufacturing Technology Total:	\$0.00	\$48,531.23	\$48,531.23	\$3,726.39	(\$52,257.62)
6905 - CARL PERKINS					
2212 - INSTRUCTION AND CURRICULUM DEVELOPMENT SERVICES					
0580 - TRAVEL	\$0.00	\$257.00	\$257.00	\$0.00	(\$257.00)
6905 - CARL PERKINS Total:	\$0.00	\$257.00	\$257.00	\$0.00	(\$257.00)
7524 - IDEA-B - HANDICAPPED					
1000 - INSTRUCTION					
0131 - TEACHERS	\$0.00	\$64,006.93	\$64,006.93	\$8,078.34	(\$72,085.27)
0140 - Other Licensed Salaries	\$0.00	\$350.00	\$350.00	\$0.00	(\$350.00)
0161 - STAFF ASSISTANT	\$0.00	\$18,311.57	\$18,311.57	\$0.00	(\$18,311.57)
0198 - Other Classified Personnel	\$0.00	\$200.00	\$200.00	\$0.00	(\$200.00)
0210 - STATE RETIREMENT	\$0.00	\$14,924.35	\$14,924.35	\$1,873.36	(\$16,797.71)
0220 - FICA	\$0.00	\$6,064.81	\$6,064.81	\$580.68	(\$6,645.49)
0240 - GROUP INSURANCE	\$0.00	\$20,696.19	\$20,696.19	\$2,776.09	(\$23,472.28)
7524 - IDEA-B - HANDICAPPED Total:	\$0.00	\$124,553.85	\$124,553.85	\$13,308.47	(\$137,862.32)
7860 - TITLE IIA					
2212 - INSTRUCTION AND CURRICULUM DEVELOPMENT SERVICES					
0190 - Other Salaries	\$0.00	\$3,050.89	\$3,050.89	\$0.00	(\$3,050.89)
0210 - STATE RETIREMENT	\$0.00	\$637.03	\$637.03	\$0.00	(\$637.03)
0220 - FICA	\$0.00	\$281.25	\$281.25	\$0.00	(\$281.25)
7860 - TITLE IIA Total:	\$0.00	\$3,969.17	\$3,969.17	\$0.00	(\$3,969.17)
7880 - TITLE III ENGLISH ACQ					
1000 - INSTRUCTION					
0610 - SUPPLIES (GEN)	\$0.00	\$266.99	\$266.99	\$0.00	(\$266.99)
7880 - TITLE III ENGLISH ACQ Total:	\$0.00	\$266.99	\$266.99	\$0.00	(\$266.99)

Garfield County School District

General Ledger - Element Summary Report

Fiscal Year: 2024-2025 From Date:7/1/2024 To Date:6/30/2025

Account Mask: ??????????????????

Account Type: EXPENDITURE

Print accounts with zero balance
 Include Inactive Accounts
 Include PreEncumbrance

Fund / Location / Program / Function / Object	Adjusted Budget	Range To Date	Year To Date	Encumbrance	Budget Balance
704 - Bryce Valley High Total:	\$32,000.00	\$2,017,652.32	\$2,017,652.32	\$162,177.26	(\$2,147,829.58)
708 - Escalante High					
0050 - CLASSROOM-GENERAL					
1000 - INSTRUCTION					
0580 - TRAVEL	\$0.00	\$509.97	\$509.97	\$0.00	(\$509.97)
0650 - SUPPLIES TECHNOLOGY RELATED	\$0.00	\$3,984.06	\$3,984.06	\$0.00	(\$3,984.06)
0670 - SOFTWARE	\$0.00	\$0.00	\$0.00	\$390.00	(\$390.00)
0734 - TECH HARDWARD	\$0.00	\$1,818.00	\$1,818.00	\$0.00	(\$1,818.00)
2230 - INSTRUCTION RELATED TECHNOLOGY					
0190 - Other Salaries	\$0.00	\$1,815.37	\$1,815.37	\$0.00	(\$1,815.37)
0210 - STATE RETIREMENT	\$0.00	\$354.36	\$354.36	\$0.00	(\$354.36)
0220 - FICA	\$0.00	\$138.87	\$138.87	\$0.00	(\$138.87)
2600 - OPERATION & MAINTENANCE OF PLANT SERVICES					
0411 - WATER/SEWAGE	\$0.00	\$5,081.06	\$5,081.06	\$0.00	(\$5,081.06)
0412 - DISPOSAL	\$0.00	\$2,975.00	\$2,975.00	\$0.00	(\$2,975.00)
0430 - REPAIR/MAINT SERV	\$0.00	\$9,875.50	\$9,875.50	\$0.00	(\$9,875.50)
0441 - RENTAL of LAND AND BUILDING	\$0.00	\$860.00	\$860.00	\$0.00	(\$860.00)
0530 - CELL PHONE	\$0.00	\$1,103.58	\$1,103.58	\$0.00	(\$1,103.58)
0622 - ELECTRICITY	\$0.00	\$28,534.88	\$28,534.88	\$0.00	(\$28,534.88)
0623 - BOTTLED GAS	\$0.00	\$3,236.89	\$3,236.89	\$0.00	(\$3,236.89)
0624 - FUEL OIL	\$0.00	\$2,326.85	\$2,326.85	\$0.00	(\$2,326.85)
2610 - Custodial					
0220 - FICA	\$0.00	\$45.11	\$45.11	\$0.00	(\$45.11)
0530 - CELL PHONE	\$0.00	\$600.00	\$600.00	\$0.00	(\$600.00)
0610 - SUPPLIES (GEN)	\$0.00	\$28,435.80	\$28,435.80	\$1,255.63	(\$29,691.43)
2620 - Maintenance					
0610 - SUPPLIES (GEN)	\$0.00	\$8,512.89	\$8,512.89	\$0.00	(\$8,512.89)
0050 - CLASSROOM-GENERAL Total:	\$0.00	\$100,208.19	\$100,208.19	\$1,645.63	(\$101,853.82)
0230 - SPORTS					
1000 - INSTRUCTION					
0190 - Other Salaries	\$0.00	\$35,348.01	\$35,348.01	\$0.00	(\$35,348.01)
0210 - STATE RETIREMENT	\$0.00	\$3,740.42	\$3,740.42	\$0.00	(\$3,740.42)
0220 - FICA	\$0.00	\$2,686.19	\$2,686.19	\$0.00	(\$2,686.19)
3000 - NONINSTRUCTIONAL SERVICES					
0580 - TRAVEL	\$0.00	\$4,069.75	\$4,069.75	\$0.00	(\$4,069.75)

Garfield County School District

General Ledger - Element Summary Report

Fiscal Year: 2024-2025 From Date: 7/1/2024 To Date: 6/30/2025

Account Mask: ??????????????????

Account Type: EXPENDITURE

Print accounts with zero balance
 Include Inactive Accounts
 Include PreEncumbrance

Fund / Location / Program / Function / Object	Adjusted Budget	Range To Date	Year To Date	Encumbrance	Budget Balance
0230 - SPORTS Total:	\$0.00	\$45,844.37	\$45,844.37	\$0.00	(\$45,844.37)
0400 - Administration					
2400 - SUPPORT SERVICES - SCHOOL ADMINISTRATION					
0810 - DUES AND FEES	\$0.00	\$200.00	\$200.00	\$0.00	(\$200.00)
2410 - OFFICE OF THE PRINCIPAL					
0220 - FICA	\$0.00	\$33.84	\$33.84	\$0.00	(\$33.84)
0530 - CELL PHONE	\$0.00	\$450.00	\$450.00	\$0.00	(\$450.00)
0580 - TRAVEL	\$0.00	\$109.00	\$109.00	\$0.00	(\$109.00)
2500 - SUPPORT SERVICES - CENTRAL SERVICES					
0340 - OTHER PROF SERV	\$0.00	\$150.23	\$150.23	\$0.00	(\$150.23)
0400 - Administration Total:	\$0.00	\$943.07	\$943.07	\$0.00	(\$943.07)
1205 - SPECIAL EDUCATION -- ADD ON					
1000 - INSTRUCTION					
0131 - TEACHERS	\$0.00	\$42,729.70	\$42,729.70	\$5,128.68	(\$47,858.38)
0140 - Other Licensed Salaries	\$0.00	\$352.45	\$352.45	\$0.00	(\$352.45)
0161 - STAFF ASSISTANT	\$0.00	\$24,233.67	\$24,233.67	\$0.00	(\$24,233.67)
0198 - Other Classified Personnel	\$0.00	\$200.00	\$200.00	\$0.00	(\$200.00)
0210 - STATE RETIREMENT	\$0.00	\$8,409.62	\$8,409.62	\$1,001.12	(\$9,410.74)
0220 - FICA	\$0.00	\$5,153.04	\$5,153.04	\$392.34	(\$5,545.38)
0240 - GROUP INSURANCE	\$0.00	\$12,148.38	\$12,148.38	\$1,593.32	(\$13,741.70)
1205 - SPECIAL EDUCATION -- ADD ON Total:	\$0.00	\$93,226.86	\$93,226.86	\$8,115.46	(\$101,342.32)
1210 - SPECIAL EDUCATION -- SELF-CONTAINED					
1000 - INSTRUCTION					
0131 - TEACHERS	\$0.00	\$4,201.20	\$4,201.20	\$560.68	(\$4,761.88)
0210 - STATE RETIREMENT	\$0.00	\$820.04	\$820.04	\$109.44	(\$929.48)
0220 - FICA	\$0.00	\$320.04	\$320.04	\$42.88	(\$362.92)
0240 - GROUP INSURANCE	\$0.00	\$1,326.11	\$1,326.11	\$174.18	(\$1,500.29)
1210 - SPECIAL EDUCATION -- SELF-CONTAINED Total:	\$0.00	\$6,667.39	\$6,667.39	\$887.18	(\$7,554.57)
1220 - EXTENDED YEAR PROG FOR SEVERE DISAB					
1000 - INSTRUCTION					
0131 - TEACHERS	\$0.00	\$486.45	\$486.45	\$64.92	(\$551.37)
0190 - Other Salaries	\$0.00	\$456.00	\$456.00	\$0.00	(\$456.00)
0210 - STATE RETIREMENT	\$0.00	\$184.01	\$184.01	\$12.68	(\$196.69)
0220 - FICA	\$0.00	\$70.85	\$70.85	\$4.96	(\$75.81)
0240 - GROUP INSURANCE	\$0.00	\$153.49	\$153.49	\$20.16	(\$173.65)

Garfield County School District

General Ledger - Element Summary Report

Fiscal Year: 2024-2025 From Date:7/1/2024 To Date:6/30/2025

Account Mask: ??????????????????

Account Type: EXPENDITURE

Print accounts with zero balance
 Include Inactive Accounts
 Include PreEncumbrance

Fund / Location / Program / Function / Object	Adjusted Budget	Range To Date	Year To Date	Encumbrance	Budget Balance
1220 - EXTENDED YEAR PROG FOR SEVERE DISAB Total:	\$0.00	\$1,350.80	\$1,350.80	\$102.72	(\$1,453.52)
1225 - SPECIAL EDUCATION -- INST/IMPACT AI					
1000 - INSTRUCTION					
0131 - TEACHERS	\$0.00	\$1,105.53	\$1,105.53	\$147.54	(\$1,253.07)
0210 - STATE RETIREMENT	\$0.00	\$215.80	\$215.80	\$28.80	(\$244.60)
0220 - FICA	\$0.00	\$84.19	\$84.19	\$11.28	(\$95.47)
0240 - GROUP INSURANCE	\$0.00	\$349.00	\$349.00	\$45.84	(\$394.84)
1225 - SPECIAL EDUCATION -- INST/IMPACT AI Total:	\$0.00	\$1,754.52	\$1,754.52	\$233.46	(\$1,987.98)
1278 - Extended Yr - SpEd Educators					
1000 - INSTRUCTION					
0190 - Other Salaries	\$0.00	\$1,007.00	\$1,007.00	\$0.00	(\$1,007.00)
0210 - STATE RETIREMENT	\$0.00	\$196.55	\$196.55	\$0.00	(\$196.55)
0220 - FICA	\$0.00	\$77.05	\$77.05	\$0.00	(\$77.05)
1278 - Extended Yr - SpEd Educators Total:	\$0.00	\$1,280.60	\$1,280.60	\$0.00	(\$1,280.60)
5220 - NESS - NECESSARILY EXIST. SCHOOL					
1000 - INSTRUCTION					
0131 - TEACHERS	\$0.00	\$264,113.74	\$264,113.74	\$35,767.08	(\$299,880.82)
0132 - SUB TEACHERS	\$0.00	\$4,752.64	\$4,752.64	\$0.00	(\$4,752.64)
0140 - Other Licensed Salaries	\$0.00	\$1,733.75	\$1,733.75	\$0.00	(\$1,733.75)
0210 - STATE RETIREMENT	\$0.00	\$53,181.50	\$53,181.50	\$7,212.35	(\$60,393.85)
0220 - FICA	\$0.00	\$20,259.19	\$20,259.19	\$2,670.04	(\$22,929.23)
0240 - GROUP INSURANCE	\$0.00	\$69,523.97	\$69,523.97	\$9,890.93	(\$79,414.90)
2400 - SUPPORT SERVICES - SCHOOL ADMINISTRATION					
0121 - PRINCIPALS	\$0.00	\$61,350.00	\$61,350.00	\$0.00	(\$61,350.00)
0140 - Other Licensed Salaries	\$0.00	\$350.00	\$350.00	\$0.00	(\$350.00)
0152 - SECRETARIAL	\$0.00	\$50,096.09	\$50,096.09	\$0.00	(\$50,096.09)
0198 - Other Classified Personnel	\$0.00	\$1,696.63	\$1,696.63	\$0.00	(\$1,696.63)
0210 - STATE RETIREMENT	\$0.00	\$21,969.40	\$21,969.40	\$0.00	(\$21,969.40)
0220 - FICA	\$0.00	\$10,209.46	\$10,209.46	\$0.00	(\$10,209.46)
0240 - GROUP INSURANCE	\$0.00	\$31,157.27	\$31,157.27	\$0.00	(\$31,157.27)
2410 - OFFICE OF THE PRINCIPAL					
0220 - FICA	\$0.00	\$11.29	\$11.29	\$0.00	(\$11.29)
0530 - CELL PHONE	\$0.00	\$150.00	\$150.00	\$0.00	(\$150.00)
2610 - Custodial					
0182 - CUSTODIANS-REG	\$0.00	\$63,497.24	\$63,497.24	\$0.00	(\$63,497.24)

Garfield County School District

General Ledger - Element Summary Report

Fiscal Year: 2024-2025 From Date:7/1/2024 To Date:6/30/2025

Account Mask: ??????????????????

Account Type: EXPENDITURE

Print accounts with zero balance
 Include Inactive Accounts
 Include PreEncumbrance

Fund / Location / Program / Function / Object	Adjusted Budget	Range To Date	Year To Date	Encumbrance	Budget Balance
0198 - Other Classified Personnel	\$0.00	\$352.45	\$352.45	\$0.00	(\$352.45)
0210 - STATE RETIREMENT	\$0.00	\$11,995.81	\$11,995.81	\$0.00	(\$11,995.81)
0220 - FICA	\$0.00	\$4,788.71	\$4,788.71	\$0.00	(\$4,788.71)
0240 - GROUP INSURANCE	\$0.00	\$25,476.00	\$25,476.00	\$0.00	(\$25,476.00)
5220 - NESS - NECESSARILY EXIST. SCHOOL Total:	\$0.00	\$696,665.14	\$696,665.14	\$55,540.40	(\$752,205.54)
5420 - TRUSTLANDS					
1000 - INSTRUCTION					
0131 - TEACHERS	\$0.00	\$4,007.78	\$4,007.78	\$857.29	(\$4,865.07)
0161 - STAFF ASSISTANT	\$26,000.00	\$15,863.77	\$15,863.77	\$0.00	\$10,136.23
0198 - Other Classified Personnel	\$0.00	\$325.00	\$325.00	\$0.00	(\$325.00)
0220 - FICA	\$0.00	\$1,545.10	\$1,545.10	\$65.59	(\$1,610.69)
2220 - LIBRARY/MEDIA SERVICES					
0162 - MEDIA NON-CERT	\$0.00	\$1,516.14	\$1,516.14	\$0.00	(\$1,516.14)
0220 - FICA	\$0.00	\$115.99	\$115.99	\$0.00	(\$115.99)
5420 - TRUSTLANDS Total:	\$26,000.00	\$23,373.78	\$23,373.78	\$922.88	\$1,703.34
5610 - DRIVER EDUCATION - BEHIND THE WHEEL					
1000 - INSTRUCTION					
0190 - Other Salaries	\$0.00	\$2,416.78	\$2,416.78	\$0.00	(\$2,416.78)
0210 - STATE RETIREMENT	\$0.00	\$471.74	\$471.74	\$0.00	(\$471.74)
0220 - FICA	\$0.00	\$182.42	\$182.42	\$0.00	(\$182.42)
5610 - DRIVER EDUCATION - BEHIND THE WHEEL Total:	\$0.00	\$3,070.94	\$3,070.94	\$0.00	(\$3,070.94)
5651 - EDUCATOR PAID PROFESSIONAL HOURS					
1000 - INSTRUCTION					
0131 - TEACHERS	\$0.00	\$8,478.93	\$8,478.93	\$0.00	(\$8,478.93)
0210 - STATE RETIREMENT	\$0.00	\$1,752.29	\$1,752.29	\$0.00	(\$1,752.29)
0220 - FICA	\$0.00	\$639.18	\$639.18	\$0.00	(\$639.18)
5651 - EDUCATOR PAID PROFESSIONAL HOURS Total:	\$0.00	\$10,870.40	\$10,870.40	\$0.00	(\$10,870.40)
5677 - CTE Computer Grant					
1000 - INSTRUCTION					
0132 - SUB TEACHERS	\$0.00	\$1,629.71	\$1,629.71	\$0.00	(\$1,629.71)
0161 - STAFF ASSISTANT	\$0.00	\$22,957.22	\$22,957.22	\$3,245.61	(\$26,202.83)
0198 - Other Classified Personnel	\$0.00	\$201.40	\$201.40	\$0.00	(\$201.40)
0210 - STATE RETIREMENT	\$0.00	\$4,754.73	\$4,754.73	\$633.54	(\$5,388.27)
0220 - FICA	\$0.00	\$1,896.28	\$1,896.28	\$248.28	(\$2,144.56)
2212 - INSTRUCTION AND CURRICULUM DEVELOPMENT					

Garfield County School District

General Ledger - Element Summary Report

Fiscal Year: 2024-2025 From Date:7/1/2024 To Date:6/30/2025

Account Mask: ??????????????????

Account Type: EXPENDITURE

Print accounts with zero balance
 Include Inactive Accounts
 Include PreEncumbrance

Fund / Location / Program / Function / Object	Adjusted Budget	Range To Date	Year To Date	Encumbrance	Budget Balance
SERVICES					
0190 - Other Salaries	\$0.00	\$1,450.09	\$1,450.09	\$0.00	(\$1,450.09)
0210 - STATE RETIREMENT	\$0.00	\$283.05	\$283.05	\$0.00	(\$283.05)
0220 - FICA	\$0.00	\$110.92	\$110.92	\$0.00	(\$110.92)
5677 - CTE Computer Grant Total:	\$0.00	\$33,283.40	\$33,283.40	\$4,127.43	(\$37,410.83)
5678 - TEACHER & STUDENT SUCESS ACT					
1000 - INSTRUCTION					
0131 - TEACHERS	\$0.00	\$30,617.00	\$30,617.00	\$4,373.88	(\$34,990.88)
0161 - STAFF ASSISTANT	\$0.00	\$833.83	\$833.83	\$0.00	(\$833.83)
0210 - STATE RETIREMENT	\$0.00	\$5,914.22	\$5,914.22	\$844.89	(\$6,759.11)
0220 - FICA	\$0.00	\$2,368.70	\$2,368.70	\$329.04	(\$2,697.74)
0240 - GROUP INSURANCE	\$0.00	\$7,347.73	\$7,347.73	\$1,040.31	(\$8,388.04)
5678 - TEACHER & STUDENT SUCESS ACT Total:	\$0.00	\$47,081.48	\$47,081.48	\$6,588.12	(\$53,669.60)
5807 - TSSP					
1000 - INSTRUCTION					
0190 - Other Salaries	\$0.00	\$4,346.00	\$4,346.00	\$0.00	(\$4,346.00)
0210 - STATE RETIREMENT	\$0.00	\$870.07	\$870.07	\$0.00	(\$870.07)
0220 - FICA	\$0.00	\$332.47	\$332.47	\$0.00	(\$332.47)
5807 - TSSP Total:	\$0.00	\$5,548.54	\$5,548.54	\$0.00	(\$5,548.54)
5868 - Teacher Materials and Supplies					
1000 - INSTRUCTION					
0610 - SUPPLIES (GEN)	\$0.00	\$5,328.19	\$5,328.19	\$0.00	(\$5,328.19)
5868 - Teacher Materials and Supplies Total:	\$0.00	\$5,328.19	\$5,328.19	\$0.00	(\$5,328.19)
5876 - Educator Salary Adjustment					
1000 - INSTRUCTION					
0131 - TEACHERS	\$0.00	\$83,214.83	\$83,214.83	\$11,884.19	(\$95,099.02)
0210 - STATE RETIREMENT	\$0.00	\$15,991.94	\$15,991.94	\$2,283.88	(\$18,275.82)
0220 - FICA	\$0.00	\$6,264.25	\$6,264.25	\$894.15	(\$7,158.40)
0240 - GROUP INSURANCE	\$0.00	\$18,120.20	\$18,120.20	\$2,671.88	(\$20,792.08)
5876 - Educator Salary Adjustment Total:	\$0.00	\$123,591.22	\$123,591.22	\$17,734.10	(\$141,325.32)
5901 - College & Career Awareness					
1000 - INSTRUCTION					
0131 - TEACHERS	\$0.00	\$17,669.00	\$17,669.00	\$2,524.14	(\$20,193.14)
0210 - STATE RETIREMENT	\$0.00	\$4,097.70	\$4,097.70	\$585.39	(\$4,683.09)
0220 - FICA	\$0.00	\$1,332.98	\$1,332.98	\$190.39	(\$1,523.37)

Garfield County School District

General Ledger - Element Summary Report

Fiscal Year: 2024-2025 From Date:7/1/2024 To Date:6/30/2025

Account Mask: ??????????????????

Account Type: EXPENDITURE

Print accounts with zero balance
 Include Inactive Accounts
 Include PreEncumbrance

Fund / Location / Program / Function / Object	Adjusted Budget	Range To Date	Year To Date	Encumbrance	Budget Balance
0240 - GROUP INSURANCE	\$0.00	\$4,162.71	\$4,162.71	\$590.10	(\$4,752.81)
0610 - SUPPLIES (GEN)	\$0.00	\$268.14	\$268.14	\$0.00	(\$268.14)
5901 - College & Career Awareness Total:	\$0.00	\$27,530.53	\$27,530.53	\$3,890.02	(\$31,420.55)
5903 - School Counseling					
2120 - GUIDANCE SERVICES					
0140 - Other Licensed Salaries	\$0.00	\$352.45	\$352.45	\$0.00	(\$352.45)
0142 - GUIDANCE	\$0.00	\$53,351.63	\$53,351.63	\$7,005.76	(\$60,357.39)
0210 - STATE RETIREMENT	\$0.00	\$10,483.08	\$10,483.08	\$1,367.53	(\$11,850.61)
0220 - FICA	\$0.00	\$4,048.86	\$4,048.86	\$526.82	(\$4,575.68)
0240 - GROUP INSURANCE	\$0.00	\$12,981.48	\$12,981.48	\$1,852.69	(\$14,834.17)
0610 - SUPPLIES (GEN)	\$0.00	\$1,431.85	\$1,431.85	\$0.00	(\$1,431.85)
5903 - School Counseling Total:	\$0.00	\$82,649.35	\$82,649.35	\$10,752.80	(\$93,402.15)
5914 - School Safety and Support					
2290 - OTHER SUPPORT SERVICES- INSTRUCTIONAL STAFF					
0190 - Other Salaries	\$0.00	\$3,021.01	\$3,021.01	\$0.00	(\$3,021.01)
0210 - STATE RETIREMENT	\$0.00	\$589.70	\$589.70	\$0.00	(\$589.70)
0220 - FICA	\$0.00	\$225.03	\$225.03	\$0.00	(\$225.03)
2620 - Maintenance					
0430 - REPAIR/MAINT SERV	\$0.00	\$65,817.20	\$65,817.20	\$0.00	(\$65,817.20)
0610 - SUPPLIES (GEN)	\$0.00	\$94.99	\$94.99	\$0.00	(\$94.99)
5914 - School Safety and Support Total:	\$0.00	\$69,747.93	\$69,747.93	\$0.00	(\$69,747.93)
6100 - Agriculture, Food & Natural Resources					
1000 - INSTRUCTION					
0131 - TEACHERS	\$0.00	\$56,730.33	\$56,730.33	\$7,582.92	(\$64,313.25)
0140 - Other Licensed Salaries	\$0.00	\$350.00	\$350.00	\$0.00	(\$350.00)
0190 - Other Salaries	\$0.00	\$1,500.00	\$1,500.00	\$0.00	(\$1,500.00)
0210 - STATE RETIREMENT	\$0.00	\$13,584.80	\$13,584.80	\$1,758.48	(\$15,343.28)
0220 - FICA	\$0.00	\$4,444.06	\$4,444.06	\$574.69	(\$5,018.75)
0240 - GROUP INSURANCE	\$0.00	\$10,311.27	\$10,311.27	\$1,463.92	(\$11,775.19)
0610 - SUPPLIES (GEN)	\$0.00	\$6,170.27	\$6,170.27	\$0.00	(\$6,170.27)
6100 - Agriculture, Food & Natural Resources Total:	\$0.00	\$93,090.73	\$93,090.73	\$11,380.01	(\$104,470.74)
6300 - Health Science					
1000 - INSTRUCTION					
0131 - TEACHERS	\$0.00	\$10,133.96	\$10,133.96	\$1,437.28	(\$11,571.24)
0210 - STATE RETIREMENT	\$0.00	\$1,978.17	\$1,978.17	\$280.56	(\$2,258.73)

Garfield County School District

General Ledger - Element Summary Report

Fiscal Year: 2024-2025 From Date: 7/1/2024 To Date: 6/30/2025

Account Mask: ??????????????????

Account Type: EXPENDITURE

Print accounts with zero balance
 Include Inactive Accounts
 Include PreEncumbrance

Fund / Location / Program / Function / Object	Adjusted Budget	Range To Date	Year To Date	Encumbrance	Budget Balance
0220 - FICA	\$0.00	\$762.87	\$762.87	\$108.08	(\$870.95)
0240 - GROUP INSURANCE	\$0.00	\$2,701.20	\$2,701.20	\$380.09	(\$3,081.29)
0610 - SUPPLIES (GEN)	\$0.00	\$867.43	\$867.43	\$0.00	(\$867.43)
6300 - Health Science Total:	\$0.00	\$16,443.63	\$16,443.63	\$2,206.01	(\$18,649.64)
6500 - Business & Marketing, Hospitality & Tourism					
1000 - INSTRUCTION					
0131 - TEACHERS	\$0.00	\$26,613.12	\$26,613.12	\$3,801.86	(\$30,414.98)
0210 - STATE RETIREMENT	\$0.00	\$6,171.48	\$6,171.48	\$881.64	(\$7,053.12)
0220 - FICA	\$0.00	\$2,035.88	\$2,035.88	\$290.84	(\$2,326.72)
0240 - GROUP INSURANCE	\$0.00	\$2,978.92	\$2,978.92	\$425.56	(\$3,404.48)
0610 - SUPPLIES (GEN)	\$0.00	\$229.00	\$229.00	\$0.00	(\$229.00)
6500 - Business & Marketing, Hospitality & Tourism Total:	\$0.00	\$38,028.40	\$38,028.40	\$5,399.90	(\$43,428.30)
6800 - Engineering & Manufacturing Technology					
1000 - INSTRUCTION					
0131 - TEACHERS	\$0.00	\$18,303.18	\$18,303.18	\$2,571.91	(\$20,875.09)
0140 - Other Licensed Salaries	\$0.00	\$125.00	\$125.00	\$0.00	(\$125.00)
0220 - FICA	\$0.00	\$1,409.73	\$1,409.73	\$196.75	(\$1,606.48)
0610 - SUPPLIES (GEN)	\$0.00	\$20,061.76	\$20,061.76	\$500.00	(\$20,561.76)
6800 - Engineering & Manufacturing Technology Total:	\$0.00	\$39,899.67	\$39,899.67	\$3,268.66	(\$43,168.33)
7225 - CARES ACT - ESSR III					
4700 - BUILDING IMPROVEMENT					
0450 - Construction Services	\$0.00	\$35,282.90	\$35,282.90	\$0.00	(\$35,282.90)
7225 - CARES ACT - ESSR III Total:	\$0.00	\$35,282.90	\$35,282.90	\$0.00	(\$35,282.90)
7590 - OTHER RESTRICTED GRANTS					
2220 - LIBRARY/MEDIA SERVICES					
0644 - LIBRARY BOOKS	\$0.00	\$2,668.63	\$2,668.63	\$0.00	(\$2,668.63)
7590 - OTHER RESTRICTED GRANTS Total:	\$0.00	\$2,668.63	\$2,668.63	\$0.00	(\$2,668.63)
7860 - TITLE IIA					
2212 - INSTRUCTION AND CURRICULUM DEVELOPMENT SERVICES					
0190 - Other Salaries	\$0.00	\$4,894.95	\$4,894.95	\$0.00	(\$4,894.95)
0210 - STATE RETIREMENT	\$0.00	\$1,028.75	\$1,028.75	\$0.00	(\$1,028.75)
0220 - FICA	\$0.00	\$374.47	\$374.47	\$0.00	(\$374.47)
0580 - TRAVEL	\$0.00	\$281.00	\$281.00	\$0.00	(\$281.00)
7860 - TITLE IIA Total:	\$0.00	\$6,579.17	\$6,579.17	\$0.00	(\$6,579.17)

Garfield County School District

General Ledger - Element Summary Report

Fiscal Year: 2024-2025 From Date:7/1/2024 To Date:6/30/2025

Account Mask: ??????????????????

Account Type: EXPENDITURE

Print accounts with zero balance
 Include Inactive Accounts
 Include PreEncumbrance

Fund / Location / Program / Function / Object	Adjusted Budget	Range To Date	Year To Date	Encumbrance	Budget Balance
708 - Escalante High Total:	\$26,000.00	\$1,612,009.83	\$1,612,009.83	\$132,794.78	(\$1,718,804.61)
712 - Panguitch High					
0050 - CLASSROOM-GENERAL					
1000 - INSTRUCTION					
0220 - FICA	\$0.00	\$565.39	\$565.39	\$86.97	(\$652.36)
0241 - PEHP Opt-Out	\$0.00	\$7,345.00	\$7,345.00	\$1,130.00	(\$8,475.00)
0580 - TRAVEL	\$0.00	\$11.93	\$11.93	\$0.00	(\$11.93)
0610 - SUPPLIES (GEN)	\$0.00	(\$69.36)	(\$69.36)	\$0.00	\$69.36
0650 - SUPPLIES TECHNOLOGY RELATED	\$0.00	\$3,287.66	\$3,287.66	\$0.00	(\$3,287.66)
2230 - INSTRUCTION RELATED TECHNOLOGY					
0190 - Other Salaries	\$0.00	\$1,097.13	\$1,097.13	\$0.00	(\$1,097.13)
0210 - STATE RETIREMENT	\$0.00	\$214.16	\$214.16	\$0.00	(\$214.16)
0220 - FICA	\$0.00	\$81.53	\$81.53	\$0.00	(\$81.53)
2410 - OFFICE OF THE PRINCIPAL					
0580 - TRAVEL	\$0.00	\$24.75	\$24.75	\$0.00	(\$24.75)
2600 - OPERATION & MAINTENANCE OF PLANT SERVICES					
0340 - OTHER PROF SERV	\$0.00	\$30.00	\$30.00	\$0.00	(\$30.00)
0411 - WATER/SEWAGE	\$0.00	\$13,721.81	\$13,721.81	\$0.00	(\$13,721.81)
0412 - DISPOSAL	\$0.00	\$5,005.00	\$5,005.00	\$0.00	(\$5,005.00)
0430 - REPAIR/MAINT SERV	\$0.00	\$8,490.78	\$8,490.78	\$0.00	(\$8,490.78)
0530 - CELL PHONE	\$0.00	\$624.36	\$624.36	\$0.00	(\$624.36)
0621 - NATURAL GAS	\$0.00	\$16,784.36	\$16,784.36	\$0.00	(\$16,784.36)
0622 - ELECTRICITY	\$0.00	\$30,838.27	\$30,838.27	\$0.00	(\$30,838.27)
0623 - BOTTLED GAS	\$0.00	\$1.02	\$1.02	\$0.00	(\$1.02)
2610 - Custodial					
0182 - CUSTODIANS-REG	\$0.00	\$17,164.21	\$17,164.21	\$0.00	(\$17,164.21)
0210 - STATE RETIREMENT	\$0.00	\$4,039.15	\$4,039.15	\$0.00	(\$4,039.15)
0220 - FICA	\$0.00	\$1,331.31	\$1,331.31	\$0.00	(\$1,331.31)
0240 - GROUP INSURANCE	\$0.00	\$6,369.00	\$6,369.00	\$0.00	(\$6,369.00)
0530 - CELL PHONE	\$0.00	\$600.00	\$600.00	\$0.00	(\$600.00)
0610 - SUPPLIES (GEN)	\$0.00	\$26,034.27	\$26,034.27	\$1,211.21	(\$27,245.48)
0730 - EQUIPMENT	\$0.00	\$3,698.99	\$3,698.99	\$0.00	(\$3,698.99)
2620 - Maintenance					
0610 - SUPPLIES (GEN)	\$0.00	\$8,424.58	\$8,424.58	\$0.00	(\$8,424.58)
0050 - CLASSROOM-GENERAL Total:	\$0.00	\$155,715.30	\$155,715.30	\$2,428.18	(\$158,143.48)

Garfield County School District

General Ledger - Element Summary Report

Fiscal Year: 2024-2025 From Date:7/1/2024 To Date:6/30/2025

Account Mask: ??????????????????

Account Type: EXPENDITURE

Print accounts with zero balance
 Include Inactive Accounts
 Include PreEncumbrance

Fund / Location / Program / Function / Object	Adjusted Budget	Range To Date	Year To Date	Encumbrance	Budget Balance
0230 - SPORTS					
1000 - INSTRUCTION					
0190 - Other Salaries	\$0.00	\$63,666.71	\$63,666.71	\$0.00	(\$63,666.71)
0210 - STATE RETIREMENT	\$0.00	\$5,436.70	\$5,436.70	\$0.00	(\$5,436.70)
0220 - FICA	\$0.00	\$4,847.35	\$4,847.35	\$0.00	(\$4,847.35)
3000 - NONINSTRUCTIONAL SERVICES					
0580 - TRAVEL	\$0.00	\$6,031.53	\$6,031.53	\$0.00	(\$6,031.53)
0610 - SUPPLIES (GEN)	\$0.00	\$10.00	\$10.00	\$0.00	(\$10.00)
0230 - SPORTS Total:	\$0.00	\$79,992.29	\$79,992.29	\$0.00	(\$79,992.29)
0400 - Administration					
2400 - SUPPORT SERVICES - SCHOOL ADMINISTRATION					
0121 - PRINCIPALS	\$0.00	\$99,138.60	\$99,138.60	\$13,200.27	(\$112,338.87)
0140 - Other Licensed Salaries	\$0.00	\$350.00	\$350.00	\$0.00	(\$350.00)
0152 - SECRETARIAL	\$0.00	\$7,759.01	\$7,759.01	\$0.00	(\$7,759.01)
0210 - STATE RETIREMENT	\$0.00	\$24,888.68	\$24,888.68	\$3,061.14	(\$27,949.82)
0220 - FICA	\$0.00	\$7,918.04	\$7,918.04	\$970.66	(\$8,888.70)
0240 - GROUP INSURANCE	\$0.00	\$25,080.80	\$25,080.80	\$2,709.54	(\$27,790.34)
0810 - DUES AND FEES	\$0.00	\$1,400.00	\$1,400.00	\$0.00	(\$1,400.00)
2410 - OFFICE OF THE PRINCIPAL					
0220 - FICA	\$0.00	\$51.51	\$51.51	\$7.36	(\$58.87)
0530 - CELL PHONE	\$0.00	\$700.00	\$700.00	\$100.00	(\$800.00)
0580 - TRAVEL	\$0.00	\$12.49	\$12.49	\$0.00	(\$12.49)
2500 - SUPPORT SERVICES - CENTRAL SERVICES					
0340 - OTHER PROF SERV	\$0.00	\$925.88	\$925.88	\$0.00	(\$925.88)
0400 - Administration Total:	\$0.00	\$168,225.01	\$168,225.01	\$20,048.97	(\$188,273.98)
1205 - SPECIAL EDUCATION -- ADD ON					
1000 - INSTRUCTION					
0610 - SUPPLIES (GEN)	\$0.00	\$632.00	\$632.00	\$0.00	(\$632.00)
1205 - SPECIAL EDUCATION -- ADD ON Total:	\$0.00	\$632.00	\$632.00	\$0.00	(\$632.00)
5220 - NESS - NECESSARILY EXIST. SCHOOL					
1000 - INSTRUCTION					
0131 - TEACHERS	\$0.00	\$374,995.08	\$374,995.08	\$50,909.18	(\$425,904.26)
0132 - SUB TEACHERS	\$0.00	\$12,818.79	\$12,818.79	\$0.00	(\$12,818.79)
0140 - Other Licensed Salaries	\$0.00	\$1,752.45	\$1,752.45	\$0.00	(\$1,752.45)
0210 - STATE RETIREMENT	\$0.00	\$82,877.90	\$82,877.90	\$11,256.35	(\$94,134.25)

Garfield County School District

General Ledger - Element Summary Report

Fiscal Year: 2024-2025 From Date:7/1/2024 To Date:6/30/2025

Account Mask: ??????????????????

Account Type: EXPENDITURE

Print accounts with zero balance
 Include Inactive Accounts
 Include PreEncumbrance

Fund / Location / Program / Function / Object	Adjusted Budget	Range To Date	Year To Date	Encumbrance	Budget Balance
0220 - FICA	\$0.00	\$31,380.88	\$31,380.88	\$4,039.25	(\$35,420.13)
0240 - GROUP INSURANCE	\$0.00	\$83,566.31	\$83,566.31	\$11,856.02	(\$95,422.33)
0241 - PEHP Opt-Out	\$0.00	\$23,730.00	\$23,730.00	\$3,390.00	(\$27,120.00)
2400 - SUPPORT SERVICES - SCHOOL ADMINISTRATION					
0152 - SECRETARIAL	\$0.00	\$37,909.78	\$37,909.78	\$0.00	(\$37,909.78)
0198 - Other Classified Personnel	\$0.00	\$1,654.07	\$1,654.07	\$0.00	(\$1,654.07)
0210 - STATE RETIREMENT	\$0.00	\$8,872.43	\$8,872.43	\$0.00	(\$8,872.43)
0220 - FICA	\$0.00	\$2,992.19	\$2,992.19	\$0.00	(\$2,992.19)
0240 - GROUP INSURANCE	\$0.00	\$18,342.00	\$18,342.00	\$0.00	(\$18,342.00)
2610 - Custodial					
0182 - CUSTODIANS-REG	\$0.00	\$55,847.10	\$55,847.10	\$0.00	(\$55,847.10)
0198 - Other Classified Personnel	\$0.00	\$350.00	\$350.00	\$0.00	(\$350.00)
0210 - STATE RETIREMENT	\$0.00	\$13,032.09	\$13,032.09	\$0.00	(\$13,032.09)
0220 - FICA	\$0.00	\$4,196.69	\$4,196.69	\$0.00	(\$4,196.69)
0240 - GROUP INSURANCE	\$0.00	\$19,107.00	\$19,107.00	\$0.00	(\$19,107.00)
5220 - NESS - NECESSARILY EXIST. SCHOOL Total:					
	\$0.00	\$773,424.76	\$773,424.76	\$81,450.80	(\$854,875.56)
5333 - CONCURRENT ENROLLMENT					
1000 - INSTRUCTION					
0161 - STAFF ASSISTANT	\$0.00	\$12,930.20	\$12,930.20	\$0.00	(\$12,930.20)
0198 - Other Classified Personnel	\$0.00	\$200.00	\$200.00	\$0.00	(\$200.00)
0220 - FICA	\$0.00	\$1,004.46	\$1,004.46	\$0.00	(\$1,004.46)
0650 - SUPPLIES TECHNOLOGY RELATED	\$0.00	\$0.00	\$0.00	\$12,433.71	(\$12,433.71)
5333 - CONCURRENT ENROLLMENT Total:					
	\$0.00	\$14,134.66	\$14,134.66	\$12,433.71	(\$26,568.37)
5420 - TRUSTLANDS					
1000 - INSTRUCTION					
0131 - TEACHERS	\$95,000.00	\$73,713.92	\$73,713.92	\$10,172.77	\$11,113.31
0140 - Other Licensed Salaries	\$0.00	\$352.45	\$352.45	\$0.00	(\$352.45)
0161 - STAFF ASSISTANT	\$0.00	\$6,404.79	\$6,404.79	\$0.00	(\$6,404.79)
0198 - Other Classified Personnel	\$0.00	\$125.00	\$125.00	\$0.00	(\$125.00)
0210 - STATE RETIREMENT	\$0.00	\$14,817.68	\$14,817.68	\$2,037.08	(\$16,854.76)
0220 - FICA	\$0.00	\$6,019.57	\$6,019.57	\$756.86	(\$6,776.43)
0240 - GROUP INSURANCE	\$0.00	\$22,471.96	\$22,471.96	\$3,209.83	(\$25,681.79)
0610 - SUPPLIES (GEN)	\$0.00	\$384.97	\$384.97	\$0.00	(\$384.97)
0650 - SUPPLIES TECHNOLOGY RELATED	\$0.00	\$200.24	\$200.24	\$0.00	(\$200.24)
5420 - TRUSTLANDS Total:					
	\$95,000.00	\$124,490.58	\$124,490.58	\$16,176.54	(\$45,667.12)

Garfield County School District

General Ledger - Element Summary Report

Fiscal Year: 2024-2025 From Date:7/1/2024 To Date:6/30/2025

Account Mask: ??????????????????

Account Type: EXPENDITURE

Print accounts with zero balance
 Include Inactive Accounts
 Include PreEncumbrance

Fund / Location / Program / Function / Object	Adjusted Budget	Range To Date	Year To Date	Encumbrance	Budget Balance
5610 - DRIVER EDUCATION - BEHIND THE WHEEL					
1000 - INSTRUCTION					
0131 - TEACHERS	\$0.00	\$3,347.28	\$3,347.28	\$0.00	(\$3,347.28)
0190 - Other Salaries	\$0.00	\$6,978.00	\$6,978.00	\$0.00	(\$6,978.00)
0210 - STATE RETIREMENT	\$0.00	\$2,278.52	\$2,278.52	\$0.00	(\$2,278.52)
0220 - FICA	\$0.00	\$773.57	\$773.57	\$0.00	(\$773.57)
2212 - INSTRUCTION AND CURRICULUM DEVELOPMENT SERVICES					
0580 - TRAVEL	\$0.00	\$253.00	\$253.00	\$0.00	(\$253.00)
5610 - DRIVER EDUCATION - BEHIND THE WHEEL Total:					
	\$0.00	\$13,630.37	\$13,630.37	\$0.00	(\$13,630.37)
5651 - EDUCATOR PAID PROFESSIONAL HOURS					
1000 - INSTRUCTION					
0131 - TEACHERS	\$0.00	\$14,244.94	\$14,244.94	\$0.00	(\$14,244.94)
0210 - STATE RETIREMENT	\$0.00	\$3,112.72	\$3,112.72	\$0.00	(\$3,112.72)
0220 - FICA	\$0.00	\$1,059.28	\$1,059.28	\$0.00	(\$1,059.28)
5651 - EDUCATOR PAID PROFESSIONAL HOURS Total:					
	\$0.00	\$18,416.94	\$18,416.94	\$0.00	(\$18,416.94)
5674 - Suicide Prevention					
2100 - SUPPORT SERVICES - STUDENTS					
0580 - TRAVEL	\$0.00	\$443.02	\$443.02	\$0.00	(\$443.02)
5674 - Suicide Prevention Total:					
	\$0.00	\$443.02	\$443.02	\$0.00	(\$443.02)
5677 - CTE Computer Grant					
2212 - INSTRUCTION AND CURRICULUM DEVELOPMENT SERVICES					
0190 - Other Salaries	\$0.00	\$1,227.19	\$1,227.19	\$0.00	(\$1,227.19)
0210 - STATE RETIREMENT	\$0.00	\$241.38	\$241.38	\$0.00	(\$241.38)
0220 - FICA	\$0.00	\$92.60	\$92.60	\$0.00	(\$92.60)
5677 - CTE Computer Grant Total:					
	\$0.00	\$1,561.17	\$1,561.17	\$0.00	(\$1,561.17)
5678 - TEACHER & STUDENT SUCESS ACT					
1000 - INSTRUCTION					
0131 - TEACHERS	\$0.00	\$26,378.89	\$26,378.89	\$3,769.57	(\$30,148.46)
0210 - STATE RETIREMENT	\$0.00	\$5,671.73	\$5,671.73	\$816.52	(\$6,488.25)
0220 - FICA	\$0.00	\$1,982.36	\$1,982.36	\$278.07	(\$2,260.43)
0240 - GROUP INSURANCE	\$0.00	\$5,439.06	\$5,439.06	\$768.22	(\$6,207.28)
2120 - GUIDANCE SERVICES					
0142 - GUIDANCE	\$0.00	\$183.33	\$183.33	\$0.00	(\$183.33)
0210 - STATE RETIREMENT	\$0.00	\$42.51	\$42.51	\$0.00	(\$42.51)

Garfield County School District

General Ledger - Element Summary Report

Fiscal Year: 2024-2025 From Date:7/1/2024 To Date:6/30/2025

Account Mask: ??????????????????

Account Type: EXPENDITURE

Print accounts with zero balance
 Include Inactive Accounts
 Include PreEncumbrance

Fund / Location / Program / Function / Object	Adjusted Budget	Range To Date	Year To Date	Encumbrance	Budget Balance
0220 - FICA	\$0.00	\$13.56	\$13.56	\$0.00	(\$13.56)
0240 - GROUP INSURANCE	\$0.00	\$52.19	\$52.19	\$0.00	(\$52.19)
2213 - Instructional Staff Training					
0190 - Other Salaries	\$0.00	\$16,900.23	\$16,900.23	\$2,089.84	(\$18,990.07)
0210 - STATE RETIREMENT	\$0.00	\$3,718.29	\$3,718.29	\$461.49	(\$4,179.78)
0220 - FICA	\$0.00	\$1,293.13	\$1,293.13	\$154.79	(\$1,447.92)
0240 - GROUP INSURANCE	\$0.00	\$1,281.30	\$1,281.30	\$197.17	(\$1,478.47)
5678 - TEACHER & STUDENT SUCESS ACT Total:					
	\$0.00	\$62,956.58	\$62,956.58	\$8,535.67	(\$71,492.25)
5807 - TSSP					
1000 - INSTRUCTION					
0190 - Other Salaries	\$0.00	\$3,259.50	\$3,259.50	\$0.00	(\$3,259.50)
0210 - STATE RETIREMENT	\$0.00	\$772.17	\$772.17	\$0.00	(\$772.17)
0220 - FICA	\$0.00	\$249.35	\$249.35	\$0.00	(\$249.35)
5807 - TSSP Total:					
	\$0.00	\$4,281.02	\$4,281.02	\$0.00	(\$4,281.02)
5868 - Teacher Materials and Supplies					
1000 - INSTRUCTION					
0610 - SUPPLIES (GEN)	\$0.00	\$5,393.27	\$5,393.27	\$0.00	(\$5,393.27)
5868 - Teacher Materials and Supplies Total:					
	\$0.00	\$5,393.27	\$5,393.27	\$0.00	(\$5,393.27)
5876 - Educator Salary Adjustment					
1000 - INSTRUCTION					
0131 - TEACHERS	\$0.00	\$116,918.91	\$116,918.91	\$16,732.22	(\$133,651.13)
0210 - STATE RETIREMENT	\$0.00	\$24,938.27	\$24,938.27	\$3,592.89	(\$28,531.16)
0220 - FICA	\$0.00	\$8,786.27	\$8,786.27	\$1,236.14	(\$10,022.41)
0240 - GROUP INSURANCE	\$0.00	\$24,507.95	\$24,507.95	\$3,572.99	(\$28,080.94)
2120 - GUIDANCE SERVICES					
0142 - GUIDANCE	\$0.00	\$742.00	\$742.00	\$0.00	(\$742.00)
0210 - STATE RETIREMENT	\$0.00	\$172.07	\$172.07	\$0.00	(\$172.07)
0220 - FICA	\$0.00	\$54.86	\$54.86	\$0.00	(\$54.86)
5876 - Educator Salary Adjustment Total:					
	\$0.00	\$176,120.33	\$176,120.33	\$25,134.24	(\$201,254.57)
5901 - College & Career Awareness					
1000 - INSTRUCTION					
0131 - TEACHERS	\$0.00	\$6,468.73	\$6,468.73	\$863.29	(\$7,332.02)
0210 - STATE RETIREMENT	\$0.00	\$1,262.72	\$1,262.72	\$168.52	(\$1,431.24)
0220 - FICA	\$0.00	\$490.13	\$490.13	\$65.98	(\$556.11)
0240 - GROUP INSURANCE	\$0.00	\$207.53	\$207.53	\$0.00	(\$207.53)

Garfield County School District

General Ledger - Element Summary Report

Fiscal Year: 2024-2025 From Date:7/1/2024 To Date:6/30/2025

Account Mask: ??????????????????

Account Type: EXPENDITURE

Print accounts with zero balance
 Include Inactive Accounts
 Include PreEncumbrance

Fund / Location / Program / Function / Object	Adjusted Budget	Range To Date	Year To Date	Encumbrance	Budget Balance
0610 - SUPPLIES (GEN)	\$0.00	\$1,912.63	\$1,912.63	\$0.00	(\$1,912.63)
5901 - College & Career Awareness Total:	\$0.00	\$10,341.74	\$10,341.74	\$1,097.79	(\$11,439.53)
5902 - Work Based Learning					
1000 - INSTRUCTION					
0190 - Other Salaries	\$0.00	\$2,500.00	\$2,500.00	\$0.00	(\$2,500.00)
0210 - STATE RETIREMENT	\$0.00	\$579.74	\$579.74	\$0.00	(\$579.74)
0220 - FICA	\$0.00	\$184.80	\$184.80	\$0.00	(\$184.80)
5902 - Work Based Learning Total:	\$0.00	\$3,264.54	\$3,264.54	\$0.00	(\$3,264.54)
5903 - School Counseling					
2120 - GUIDANCE SERVICES					
0140 - Other Licensed Salaries	\$0.00	\$350.00	\$350.00	\$0.00	(\$350.00)
0142 - GUIDANCE	\$0.00	\$107,075.70	\$107,075.70	\$14,548.30	(\$121,624.00)
0210 - STATE RETIREMENT	\$0.00	\$24,912.02	\$24,912.02	\$3,373.75	(\$28,285.77)
0220 - FICA	\$0.00	\$7,990.12	\$7,990.12	\$1,079.02	(\$9,069.14)
0240 - GROUP INSURANCE	\$0.00	\$26,555.12	\$26,555.12	\$3,766.81	(\$30,321.93)
0580 - TRAVEL	\$0.00	\$266.77	\$266.77	\$0.00	(\$266.77)
0610 - SUPPLIES (GEN)	\$0.00	\$1,253.91	\$1,253.91	\$3,641.52	(\$4,895.43)
5903 - School Counseling Total:	\$0.00	\$168,403.64	\$168,403.64	\$26,409.40	(\$194,813.04)
5914 - School Safety and Support					
2290 - OTHER SUPPORT SERVICES- INSTRUCTIONAL STAFF					
0190 - Other Salaries	\$0.00	\$3,021.01	\$3,021.01	\$0.00	(\$3,021.01)
0210 - STATE RETIREMENT	\$0.00	\$589.69	\$589.69	\$0.00	(\$589.69)
0220 - FICA	\$0.00	\$230.99	\$230.99	\$0.00	(\$230.99)
2620 - Maintenance					
0430 - REPAIR/MAINT SERV	\$0.00	\$8,228.02	\$8,228.02	\$0.00	(\$8,228.02)
0610 - SUPPLIES (GEN)	\$0.00	\$94.99	\$94.99	\$0.00	(\$94.99)
5914 - School Safety and Support Total:	\$0.00	\$12,164.70	\$12,164.70	\$0.00	(\$12,164.70)
6100 - Agriculture, Food & Natural Resources					
1000 - INSTRUCTION					
0131 - TEACHERS	\$0.00	\$44,796.98	\$44,796.98	\$6,043.01	(\$50,839.99)
0140 - Other Licensed Salaries	\$0.00	\$352.45	\$352.45	\$0.00	(\$352.45)
0190 - Other Salaries	\$0.00	\$11,510.51	\$11,510.51	\$0.00	(\$11,510.51)
0210 - STATE RETIREMENT	\$0.00	\$11,110.01	\$11,110.01	\$1,179.60	(\$12,289.61)
0220 - FICA	\$0.00	\$3,905.85	\$3,905.85	\$400.78	(\$4,306.63)
0240 - GROUP INSURANCE	\$0.00	\$20,484.87	\$20,484.87	\$2,925.74	(\$23,410.61)

Garfield County School District

General Ledger - Element Summary Report

Fiscal Year: 2024-2025 From Date: 7/1/2024 To Date: 6/30/2025

Account Mask: ??????????????????

Account Type: EXPENDITURE

Print accounts with zero balance
 Include Inactive Accounts
 Include PreEncumbrance

Fund / Location / Program / Function / Object	Adjusted Budget	Range To Date	Year To Date	Encumbrance	Budget Balance
0610 - SUPPLIES (GEN)	\$0.00	\$5,540.68	\$5,540.68	\$4,749.59	(\$10,290.27)
2212 - INSTRUCTION AND CURRICULUM DEVELOPMENT SERVICES					
0580 - TRAVEL	\$0.00	\$40.00	\$40.00	\$0.00	(\$40.00)
6100 - Agriculture, Food & Natural Resources Total:	\$0.00	\$97,741.35	\$97,741.35	\$15,298.72	(\$113,040.07)
6300 - Health Science					
1000 - INSTRUCTION					
0131 - TEACHERS	\$0.00	\$65,832.54	\$65,832.54	\$8,756.24	(\$74,588.78)
0140 - Other Licensed Salaries	\$0.00	\$350.00	\$350.00	\$0.00	(\$350.00)
0190 - Other Salaries	\$0.00	\$1,500.00	\$1,500.00	\$0.00	(\$1,500.00)
0210 - STATE RETIREMENT	\$0.00	\$15,617.69	\$15,617.69	\$2,030.57	(\$17,648.26)
0220 - FICA	\$0.00	\$5,646.08	\$5,646.08	\$726.76	(\$6,372.84)
0240 - GROUP INSURANCE	\$0.00	\$103.96	\$103.96	\$0.00	(\$103.96)
0241 - PEHP Opt-Out	\$0.00	\$7,910.00	\$7,910.00	\$1,130.00	(\$9,040.00)
0610 - SUPPLIES (GEN)	\$0.00	\$5,699.88	\$5,699.88	\$0.00	(\$5,699.88)
6300 - Health Science Total:	\$0.00	\$102,660.15	\$102,660.15	\$12,643.57	(\$115,303.72)
6400 - Audio/Visual Tech & Communications					
1000 - INSTRUCTION					
0610 - SUPPLIES (GEN)	\$0.00	\$3,144.43	\$3,144.43	\$0.00	(\$3,144.43)
6400 - Audio/Visual Tech & Communications Total:	\$0.00	\$3,144.43	\$3,144.43	\$0.00	(\$3,144.43)
6500 - Business & Marketing, Hospitality & Tourism					
1000 - INSTRUCTION					
0131 - TEACHERS	\$0.00	\$32,724.00	\$32,724.00	\$4,316.44	(\$37,040.44)
0140 - Other Licensed Salaries	\$0.00	\$352.45	\$352.45	\$0.00	(\$352.45)
0210 - STATE RETIREMENT	\$0.00	\$6,456.56	\$6,456.56	\$842.57	(\$7,299.13)
0220 - FICA	\$0.00	\$2,528.65	\$2,528.65	\$329.94	(\$2,858.59)
0610 - SUPPLIES (GEN)	\$0.00	\$228.26	\$228.26	\$0.00	(\$228.26)
6500 - Business & Marketing, Hospitality & Tourism Total:	\$0.00	\$42,289.92	\$42,289.92	\$5,488.95	(\$47,778.87)
6800 - Engineering & Manufacturing Technology					
1000 - INSTRUCTION					
0131 - TEACHERS	\$0.00	\$19,993.19	\$19,993.19	\$2,865.74	(\$22,858.93)
0210 - STATE RETIREMENT	\$0.00	\$3,629.56	\$3,629.56	\$559.40	(\$4,188.96)
0220 - FICA	\$0.00	\$1,778.11	\$1,778.11	\$215.90	(\$1,994.01)
0240 - GROUP INSURANCE	\$0.00	\$6,257.16	\$6,257.16	\$896.18	(\$7,153.34)
0610 - SUPPLIES (GEN)	\$0.00	\$24,387.10	\$24,387.10	\$975.00	(\$25,362.10)

Garfield County School District

General Ledger - Element Summary Report

Fiscal Year: 2024-2025 From Date:7/1/2024 To Date:6/30/2025

Account Mask: ??????????????????

Account Type: EXPENDITURE

Print accounts with zero balance
 Include Inactive Accounts
 Include PreEncumbrance

Fund / Location / Program / Function / Object	Adjusted Budget	Range To Date	Year To Date	Encumbrance	Budget Balance
6800 - Engineering & Manufacturing Technology Total:	\$0.00	\$56,045.12	\$56,045.12	\$5,512.22	(\$61,557.34)
6900 - Transportation, Distribution & Logistics					
1000 - INSTRUCTION					
0131 - TEACHERS	\$0.00	\$7,045.50	\$7,045.50	\$1,007.00	(\$8,052.50)
0210 - STATE RETIREMENT	\$0.00	\$1,375.30	\$1,375.30	\$196.56	(\$1,571.86)
0220 - FICA	\$0.00	\$530.68	\$530.68	\$77.04	(\$607.72)
0610 - SUPPLIES (GEN)	\$0.00	(\$599.41)	(\$599.41)	\$0.00	\$599.41
2212 - INSTRUCTION AND CURRICULUM DEVELOPMENT SERVICES					
0580 - TRAVEL	\$0.00	\$386.20	\$386.20	\$0.00	(\$386.20)
6900 - Transportation, Distribution & Logistics Total:	\$0.00	\$8,738.27	\$8,738.27	\$1,280.60	(\$10,018.87)
7401 - CTE Federal Perkins					
1000 - INSTRUCTION					
0610 - SUPPLIES (GEN)	\$0.00	\$9,426.34	\$9,426.34	\$0.00	(\$9,426.34)
7401 - CTE Federal Perkins Total:	\$0.00	\$9,426.34	\$9,426.34	\$0.00	(\$9,426.34)
7524 - IDEA-B - HANDICAPPED					
1000 - INSTRUCTION					
0161 - STAFF ASSISTANT	\$0.00	\$2,255.48	\$2,255.48	\$0.00	(\$2,255.48)
0220 - FICA	\$0.00	\$172.55	\$172.55	\$0.00	(\$172.55)
7524 - IDEA-B - HANDICAPPED Total:	\$0.00	\$2,428.03	\$2,428.03	\$0.00	(\$2,428.03)
7860 - TITLE IIA					
2212 - INSTRUCTION AND CURRICULUM DEVELOPMENT SERVICES					
0190 - Other Salaries	\$0.00	\$6,201.38	\$6,201.38	\$0.00	(\$6,201.38)
0210 - STATE RETIREMENT	\$0.00	\$1,421.11	\$1,421.11	\$0.00	(\$1,421.11)
0220 - FICA	\$0.00	\$474.42	\$474.42	\$0.00	(\$474.42)
0580 - TRAVEL	\$0.00	\$64.00	\$64.00	\$0.00	(\$64.00)
7860 - TITLE IIA Total:	\$0.00	\$8,160.91	\$8,160.91	\$0.00	(\$8,160.91)
712 - Panguitch High Total:	\$95,000.00	\$2,124,226.44	\$2,124,226.44	\$233,939.36	(\$2,263,165.80)
804 - BVHS					
0050 - CLASSROOM-GENERAL					
0000 - Undesignated					
0600 - Supplies & Materials	\$33,000.00	\$92.64	\$92.64	\$0.00	\$32,907.36
1000 - INSTRUCTION					
0610 - SUPPLIES (GEN)	\$0.00	\$11,347.29	\$11,347.29	\$490.74	(\$11,838.03)
0640 - Books	\$0.00	\$0.00	\$0.00	\$20.89	(\$20.89)

Garfield County School District

General Ledger - Element Summary Report

Fiscal Year: 2024-2025 From Date:7/1/2024 To Date:6/30/2025

Account Mask: ??????????????????

Account Type: EXPENDITURE

Print accounts with zero balance
 Include Inactive Accounts
 Include PreEncumbrance

Fund / Location / Program / Function / Object	Adjusted Budget	Range To Date	Year To Date	Encumbrance	Budget Balance
0650 - SUPPLIES TECHNOLOGY RELATED	\$0.00	\$248.49	\$248.49	\$0.00	(\$248.49)
0730 - EQUIPMENT	\$0.00	\$15,106.03	\$15,106.03	\$0.00	(\$15,106.03)
2220 - LIBRARY/MEDIA SERVICES					
0644 - LIBRARY BOOKS	\$0.00	\$14.38	\$14.38	\$4.87	(\$19.25)
0050 - CLASSROOM-GENERAL Total:	\$33,000.00	\$26,808.83	\$26,808.83	\$516.50	\$5,674.67
0230 - SPORTS					
1000 - INSTRUCTION					
0730 - EQUIPMENT	\$0.00	\$624.62	\$624.62	\$0.00	(\$624.62)
2190 - OTHER SUPPORT SERVICESB STUDENTS					
0190 - Other Salaries	\$0.00	\$2,813.00	\$2,813.00	\$0.00	(\$2,813.00)
0210 - STATE RETIREMENT	\$0.00	\$431.97	\$431.97	\$0.00	(\$431.97)
0220 - FICA	\$0.00	\$214.79	\$214.79	\$0.00	(\$214.79)
0230 - SPORTS Total:	\$0.00	\$4,084.38	\$4,084.38	\$0.00	(\$4,084.38)
5420 - TRUSTLANDS					
1000 - INSTRUCTION					
0131 - TEACHERS	\$0.00	\$543.00	\$543.00	\$0.00	(\$543.00)
0518 - Student Day Travel & Admission	\$1,500.00	\$0.00	\$0.00	\$0.00	\$1,500.00
0610 - SUPPLIES (GEN)	\$2,000.00	\$306.71	\$306.71	\$0.00	\$1,693.29
0644 - LIBRARY BOOKS	\$0.00	\$699.34	\$699.34	\$0.00	(\$699.34)
0670 - SOFTWARE	\$4,500.00	\$3,680.00	\$3,680.00	\$0.00	\$820.00
2220 - LIBRARY/MEDIA SERVICES					
0644 - LIBRARY BOOKS	\$0.00	\$644.14	\$644.14	\$26.95	(\$671.09)
5420 - TRUSTLANDS Total:	\$8,000.00	\$5,873.19	\$5,873.19	\$26.95	\$2,099.86
5678 - TEACHER & STUDENT SUCESS ACT					
1000 - INSTRUCTION					
0610 - SUPPLIES (GEN)	\$0.00	\$272.91	\$272.91	\$0.00	(\$272.91)
5678 - TEACHER & STUDENT SUCESS ACT Total:	\$0.00	\$272.91	\$272.91	\$0.00	(\$272.91)
804 - BVHS Total:	\$41,000.00	\$37,039.31	\$37,039.31	\$543.45	\$3,417.24
808 - EHS					
0050 - CLASSROOM-GENERAL					
0000 - Undesignated					
0600 - Supplies & Materials	\$20,800.00	\$0.00	\$0.00	\$0.00	\$20,800.00
1000 - INSTRUCTION					
0580 - TRAVEL	\$0.00	\$511.26	\$511.26	\$0.00	(\$511.26)
0610 - SUPPLIES (GEN)	\$0.00	\$11,562.24	\$11,562.24	\$10.00	(\$11,572.24)

Garfield County School District

General Ledger - Element Summary Report

Fiscal Year: 2024-2025 From Date:7/1/2024 To Date:6/30/2025

Account Mask: ??????????????????

Account Type: EXPENDITURE

Print accounts with zero balance
 Include Inactive Accounts
 Include PreEncumbrance

Fund / Location / Program / Function / Object	Adjusted Budget	Range To Date	Year To Date	Encumbrance	Budget Balance
0650 - SUPPLIES TECHNOLOGY RELATED	\$0.00	\$885.81	\$885.81	\$0.00	(\$885.81)
0730 - EQUIPMENT	\$0.00	\$675.86	\$675.86	\$0.00	(\$675.86)
2220 - LIBRARY/MEDIA SERVICES					
0644 - LIBRARY BOOKS	\$0.00	\$730.17	\$730.17	\$0.00	(\$730.17)
0050 - CLASSROOM-GENERAL Total:	\$20,800.00	\$14,365.34	\$14,365.34	\$10.00	\$6,424.66
5420 - TRUSTLANDS					
1000 - INSTRUCTION					
0518 - Student Day Travel & Admission	\$12,000.00	\$0.00	\$0.00	\$0.00	\$12,000.00
0610 - SUPPLIES (GEN)	\$0.00	\$1,358.00	\$1,358.00	\$0.00	(\$1,358.00)
0650 - SUPPLIES TECHNOLOGY RELATED	\$4,000.00	\$0.00	\$0.00	\$0.00	\$4,000.00
0670 - SOFTWARE	\$6,000.00	\$780.00	\$780.00	\$0.00	\$5,220.00
5420 - TRUSTLANDS Total:	\$22,000.00	\$2,138.00	\$2,138.00	\$0.00	\$19,862.00
808 - EHS Total:	\$42,800.00	\$16,503.34	\$16,503.34	\$10.00	\$26,286.66
812 - PHS					
0050 - CLASSROOM-GENERAL					
0000 - Undesignated					
0600 - Supplies & Materials	\$37,400.00	\$453.70	\$453.70	\$0.00	\$36,946.30
1000 - INSTRUCTION					
0610 - SUPPLIES (GEN)	\$0.00	\$13,143.77	\$13,143.77	\$246.34	(\$13,390.11)
0640 - Books	\$0.00	\$390.61	\$390.61	\$0.00	(\$390.61)
0650 - SUPPLIES TECHNOLOGY RELATED	\$0.00	\$2,505.03	\$2,505.03	\$0.00	(\$2,505.03)
0730 - EQUIPMENT	\$0.00	\$5,147.90	\$5,147.90	\$0.00	(\$5,147.90)
0050 - CLASSROOM-GENERAL Total:	\$37,400.00	\$21,641.01	\$21,641.01	\$246.34	\$15,512.65
0230 - SPORTS					
1000 - INSTRUCTION					
0730 - EQUIPMENT	\$0.00	\$16,787.33	\$16,787.33	\$0.00	(\$16,787.33)
0230 - SPORTS Total:	\$0.00	\$16,787.33	\$16,787.33	\$0.00	(\$16,787.33)
5420 - TRUSTLANDS					
1000 - INSTRUCTION					
0340 - OTHER PROF SERV	\$10,000.00	\$0.00	\$0.00	\$0.00	\$10,000.00
0518 - Student Day Travel & Admission	\$5,000.00	\$0.00	\$0.00	\$0.00	\$5,000.00
0580 - TRAVEL	\$8,000.00	\$0.00	\$0.00	\$0.00	\$8,000.00
0610 - SUPPLIES (GEN)	\$34,000.00	\$30,559.91	\$30,559.91	\$0.00	\$3,440.09
0640 - Books	\$0.00	\$307.50	\$307.50	\$0.00	(\$307.50)
0650 - SUPPLIES TECHNOLOGY RELATED	\$0.00	\$489.77	\$489.77	\$0.00	(\$489.77)

Garfield County School District

General Ledger - Element Summary Report

Fiscal Year: 2024-2025 From Date:7/1/2024 To Date:6/30/2025

Account Mask: ??????????????????

Account Type: EXPENDITURE

Print accounts with zero balance Include Inactive Accounts Include PreEncumbrance

Fund / Location / Program / Function / Object	Adjusted Budget	Range To Date	Year To Date	Encumbrance	Budget Balance
0670 - SOFTWARE	\$11,000.00	\$11,597.10	\$11,597.10	\$0.00	(\$597.10)
0734 - TECH HARDWARD	\$20,000.00	\$0.00	\$0.00	\$0.00	\$20,000.00
5420 - TRUSTLANDS Total:	\$88,000.00	\$42,954.28	\$42,954.28	\$0.00	\$45,045.72
5678 - TEACHER & STUDENT SUCESS ACT					
1000 - INSTRUCTION					
0610 - SUPPLIES (GEN)	\$0.00	\$105.34	\$105.34	\$0.00	(\$105.34)
5678 - TEACHER & STUDENT SUCESS ACT Total:	\$0.00	\$105.34	\$105.34	\$0.00	(\$105.34)
812 - PHS Total:	\$125,400.00	\$81,487.96	\$81,487.96	\$246.34	\$43,665.70
10 - Maintenance and Operations Fund Total:	\$1,102,192.55	\$20,637,458.77	\$20,637,458.77	\$1,813,352.00	(\$21,348,618.22)

Garfield County School District

General Ledger - Element Summary Report

Fiscal Year: 2024-2025 From Date:7/1/2024 To Date:6/30/2025

Account Mask: ??????????????????

Account Type: EXPENDITURE

Print accounts with zero balance
 Include Inactive Accounts
 Include PreEncumbrance

Fund / Location / Program / Function / Object	Adjusted Budget	Range To Date	Year To Date	Encumbrance	Budget Balance
21 - Student Activity Fund					
104 - Antimony Elementary					
0508 - Fund 21 Lunch					
1000 - INSTRUCTION					
0610 - SUPPLIES (GEN)	\$0.00	\$86.40	\$86.40	\$0.00	(\$86.40)
0508 - Fund 21 Lunch Total:					(\$86.40)
104 - Antimony Elementary Total:					(\$86.40)
108 - Boulder Elementary					
0502 - CyberCorps					
1000 - INSTRUCTION					
0610 - SUPPLIES (GEN)	\$0.00	\$2.74	\$2.74	\$0.00	(\$2.74)
0502 - CyberCorps Total:					(\$2.74)
0508 - Fund 21 Lunch					
1000 - INSTRUCTION					
0610 - SUPPLIES (GEN)	\$0.00	\$1,517.85	\$1,517.85	\$0.00	(\$1,517.85)
0508 - Fund 21 Lunch Total:					(\$1,517.85)
108 - Boulder Elementary Total:					(\$1,520.59)
112 - Bryce Valley Elementary					
0050 - CLASSROOM-GENERAL					
1000 - INSTRUCTION					
0610 - SUPPLIES (GEN)	\$0.00	\$815.02	\$815.02	\$0.00	(\$815.02)
0050 - CLASSROOM-GENERAL Total:					(\$815.02)
0052 - Activities - Chromebook					
1000 - INSTRUCTION					
0610 - SUPPLIES (GEN)	\$0.00	\$5,760.00	\$5,760.00	\$0.00	(\$5,760.00)
0052 - Activities - Chromebook Total:					(\$5,760.00)
0250 - Yearbook					
1000 - INSTRUCTION					
0610 - SUPPLIES (GEN)	\$0.00	\$1,039.76	\$1,039.76	\$0.00	(\$1,039.76)
0250 - Yearbook Total:					(\$1,039.76)
0260 - Student Body					
1000 - INSTRUCTION					
0610 - SUPPLIES (GEN)	\$0.00	\$2,907.86	\$2,907.86	\$0.00	(\$2,907.86)
0260 - Student Body Total:					(\$2,907.86)
0261 - Class Accounts					

Garfield County School District

General Ledger - Element Summary Report

Fiscal Year: 2024-2025 From Date:7/1/2024 To Date:6/30/2025

Account Mask: ??????????????????

Account Type: EXPENDITURE

Print accounts with zero balance
 Include Inactive Accounts
 Include PreEncumbrance

Fund / Location / Program / Function / Object	Adjusted Budget	Range To Date	Year To Date	Encumbrance	Budget Balance
1000 - INSTRUCTION					
0610 - SUPPLIES (GEN)	\$0.00	\$900.00	\$900.00	\$0.00	(\$900.00)
0261 - Class Accounts Total:	\$0.00	\$900.00	\$900.00	\$0.00	(\$900.00)
0502 - CyberCorps					
1000 - INSTRUCTION					
0610 - SUPPLIES (GEN)	\$0.00	\$4,489.40	\$4,489.40	\$0.00	(\$4,489.40)
0502 - CyberCorps Total:	\$0.00	\$4,489.40	\$4,489.40	\$0.00	(\$4,489.40)
0504 - Washington DC - Current Year					
1000 - INSTRUCTION					
0610 - SUPPLIES (GEN)	\$0.00	\$7,690.19	\$7,690.19	\$0.00	(\$7,690.19)
0504 - Washington DC - Current Year Total:	\$0.00	\$7,690.19	\$7,690.19	\$0.00	(\$7,690.19)
0508 - Fund 21 Lunch					
1000 - INSTRUCTION					
0610 - SUPPLIES (GEN)	\$0.00	\$18,235.68	\$18,235.68	\$0.00	(\$18,235.68)
0508 - Fund 21 Lunch Total:	\$0.00	\$18,235.68	\$18,235.68	\$0.00	(\$18,235.68)
3600 - Student					
1000 - INSTRUCTION					
0610 - SUPPLIES (GEN)	\$0.00	(\$916.82)	(\$916.82)	\$0.00	\$916.82
3600 - Student Total:	\$0.00	(\$916.82)	(\$916.82)	\$0.00	\$916.82
112 - Bryce Valley Elementary Total:	\$0.00	\$40,921.09	\$40,921.09	\$0.00	(\$40,921.09)
116 - Escalante Elementary					
0260 - Student Body					
1000 - INSTRUCTION					
0610 - SUPPLIES (GEN)	\$0.00	\$127.31	\$127.31	\$0.00	(\$127.31)
0260 - Student Body Total:	\$0.00	\$127.31	\$127.31	\$0.00	(\$127.31)
0503 - Washington DC - Prior Year					
1000 - INSTRUCTION					
0610 - SUPPLIES (GEN)	\$0.00	\$700.00	\$700.00	\$0.00	(\$700.00)
0503 - Washington DC - Prior Year Total:	\$0.00	\$700.00	\$700.00	\$0.00	(\$700.00)
0504 - Washington DC - Current Year					
1000 - INSTRUCTION					
0610 - SUPPLIES (GEN)	\$0.00	\$21,250.00	\$21,250.00	\$0.00	(\$21,250.00)
0504 - Washington DC - Current Year Total:	\$0.00	\$21,250.00	\$21,250.00	\$0.00	(\$21,250.00)
0505 - Holiday Bonus					
1000 - INSTRUCTION					

Garfield County School District

General Ledger - Element Summary Report

Fiscal Year: 2024-2025 From Date:7/1/2024 To Date:6/30/2025

Account Mask: ??????????????????

Account Type: EXPENDITURE

Print accounts with zero balance
 Include Inactive Accounts
 Include PreEncumbrance

Fund / Location / Program / Function / Object	Adjusted Budget	Range To Date	Year To Date	Encumbrance	Budget Balance
0610 - SUPPLIES (GEN)	\$0.00	\$1,250.00	\$1,250.00	\$0.00	(\$1,250.00)
0505 - Holiday Bonus Total:	\$0.00	\$1,250.00	\$1,250.00	\$0.00	(\$1,250.00)
0508 - Fund 21 Lunch					
1000 - INSTRUCTION					
0610 - SUPPLIES (GEN)	\$0.00	\$8,746.35	\$8,746.35	\$0.00	(\$8,746.35)
0508 - Fund 21 Lunch Total:	\$0.00	\$8,746.35	\$8,746.35	\$0.00	(\$8,746.35)
3600 - Student					
1000 - INSTRUCTION					
0610 - SUPPLIES (GEN)	\$0.00	\$171.84	\$171.84	\$0.00	(\$171.84)
3600 - Student Total:	\$0.00	\$171.84	\$171.84	\$0.00	(\$171.84)
116 - Escalante Elementary Total:	\$0.00	\$32,245.50	\$32,245.50	\$0.00	(\$32,245.50)
124 - Panguitch Elementary					
0050 - CLASSROOM-GENERAL					
1000 - INSTRUCTION					
0610 - SUPPLIES (GEN)	\$0.00	\$397.02	\$397.02	\$0.00	(\$397.02)
0050 - CLASSROOM-GENERAL Total:	\$0.00	\$397.02	\$397.02	\$0.00	(\$397.02)
0260 - Student Body					
1000 - INSTRUCTION					
0610 - SUPPLIES (GEN)	\$0.00	\$4,248.54	\$4,248.54	\$0.00	(\$4,248.54)
0260 - Student Body Total:	\$0.00	\$4,248.54	\$4,248.54	\$0.00	(\$4,248.54)
0502 - CyberCorps					
1000 - INSTRUCTION					
0610 - SUPPLIES (GEN)	\$0.00	\$6,014.90	\$6,014.90	\$0.00	(\$6,014.90)
0502 - CyberCorps Total:	\$0.00	\$6,014.90	\$6,014.90	\$0.00	(\$6,014.90)
0504 - Washington DC - Current Year					
1000 - INSTRUCTION					
0610 - SUPPLIES (GEN)	\$0.00	\$14,337.68	\$14,337.68	\$0.00	(\$14,337.68)
0504 - Washington DC - Current Year Total:	\$0.00	\$14,337.68	\$14,337.68	\$0.00	(\$14,337.68)
0505 - Holiday Bonus					
1000 - INSTRUCTION					
0610 - SUPPLIES (GEN)	\$0.00	\$21,217.32	\$21,217.32	\$0.00	(\$21,217.32)
0505 - Holiday Bonus Total:	\$0.00	\$21,217.32	\$21,217.32	\$0.00	(\$21,217.32)
0506 - Wellness					
0000 - Undesignated					
0610 - SUPPLIES (GEN)	\$0.00	\$550.72	\$550.72	\$0.00	(\$550.72)

Garfield County School District

General Ledger - Element Summary Report

Fiscal Year: 2024-2025 From Date:7/1/2024 To Date:6/30/2025

Account Mask: ??????????????????

Account Type: EXPENDITURE

Print accounts with zero balance
 Include Inactive Accounts
 Include PreEncumbrance

Fund / Location / Program / Function / Object	Adjusted Budget	Range To Date	Year To Date	Encumbrance	Budget Balance
0506 - Wellness Total:	\$0.00	\$550.72	\$550.72	\$0.00	(\$550.72)
0508 - Fund 21 Lunch					
1000 - INSTRUCTION					
0610 - SUPPLIES (GEN)	\$0.00	\$29,624.67	\$29,624.67	\$0.00	(\$29,624.67)
0508 - Fund 21 Lunch Total:	\$0.00	\$29,624.67	\$29,624.67	\$0.00	(\$29,624.67)
124 - Panguitch Elementary Total:	\$0.00	\$76,390.85	\$76,390.85	\$0.00	(\$76,390.85)
304 - Panguitch Middle					
0050 - CLASSROOM-GENERAL					
1000 - INSTRUCTION					
0610 - SUPPLIES (GEN)	\$0.00	\$1,335.00	\$1,335.00	\$0.00	(\$1,335.00)
0050 - CLASSROOM-GENERAL Total:	\$0.00	\$1,335.00	\$1,335.00	\$0.00	(\$1,335.00)
0230 - SPORTS					
1000 - INSTRUCTION					
0870 - INDIRECT COSTS RESTRICTED	\$0.00	\$490.00	\$490.00	\$0.00	(\$490.00)
0230 - SPORTS Total:	\$0.00	\$490.00	\$490.00	\$0.00	(\$490.00)
0260 - Student Body					
1000 - INSTRUCTION					
0610 - SUPPLIES (GEN)	\$0.00	\$1,381.00	\$1,381.00	\$0.00	(\$1,381.00)
0260 - Student Body Total:	\$0.00	\$1,381.00	\$1,381.00	\$0.00	(\$1,381.00)
0508 - Fund 21 Lunch					
1000 - INSTRUCTION					
0610 - SUPPLIES (GEN)	\$0.00	\$2,698.55	\$2,698.55	\$0.00	(\$2,698.55)
0508 - Fund 21 Lunch Total:	\$0.00	\$2,698.55	\$2,698.55	\$0.00	(\$2,698.55)
304 - Panguitch Middle Total:	\$0.00	\$5,904.55	\$5,904.55	\$0.00	(\$5,904.55)
704 - Bryce Valley High					
0015 - AGRICULTURE					
1000 - INSTRUCTION					
0610 - SUPPLIES (GEN)	\$0.00	\$377.00	\$377.00	\$0.00	(\$377.00)
0015 - AGRICULTURE Total:	\$0.00	\$377.00	\$377.00	\$0.00	(\$377.00)
0030 - ATHLETICS (INTERSCHOOL)					
1000 - INSTRUCTION					
0610 - SUPPLIES (GEN)	\$0.00	\$8,838.02	\$8,838.02	\$0.00	(\$8,838.02)
0030 - ATHLETICS (INTERSCHOOL) Total:	\$0.00	\$8,838.02	\$8,838.02	\$0.00	(\$8,838.02)
0035 - Cheerleading					
1000 - INSTRUCTION					

Garfield County School District

General Ledger - Element Summary Report

Fiscal Year: 2024-2025 From Date:7/1/2024 To Date:6/30/2025

Account Mask: ??????????????????

Account Type: EXPENDITURE

Print accounts with zero balance
 Include Inactive Accounts
 Include PreEncumbrance

Fund / Location / Program / Function / Object	Adjusted Budget	Range To Date	Year To Date	Encumbrance	Budget Balance
0610 - SUPPLIES (GEN)	\$0.00	\$2,552.96	\$2,552.96	\$0.00	(\$2,552.96)
0035 - Cheerleading Total:	\$0.00	\$2,552.96	\$2,552.96	\$0.00	(\$2,552.96)
0111 - Debate					
1000 - INSTRUCTION					
0610 - SUPPLIES (GEN)	\$0.00	\$700.00	\$700.00	\$0.00	(\$700.00)
0111 - Debate Total:	\$0.00	\$700.00	\$700.00	\$0.00	(\$700.00)
0114 - SPEECH AND DRAMA					
1000 - INSTRUCTION					
0610 - SUPPLIES (GEN)	\$0.00	\$1,107.32	\$1,107.32	\$0.00	(\$1,107.32)
0114 - SPEECH AND DRAMA Total:	\$0.00	\$1,107.32	\$1,107.32	\$0.00	(\$1,107.32)
0130 - HOMEMAKING					
1000 - INSTRUCTION					
0610 - SUPPLIES (GEN)	\$0.00	\$2,356.94	\$2,356.94	\$0.00	(\$2,356.94)
0130 - HOMEMAKING Total:	\$0.00	\$2,356.94	\$2,356.94	\$0.00	(\$2,356.94)
0140 - INDUSTRIAL ARTS					
1000 - INSTRUCTION					
0610 - SUPPLIES (GEN)	\$0.00	\$776.50	\$776.50	\$0.00	(\$776.50)
0140 - INDUSTRIAL ARTS Total:	\$0.00	\$776.50	\$776.50	\$0.00	(\$776.50)
0231 - Boys Basketball					
1000 - INSTRUCTION					
0610 - SUPPLIES (GEN)	\$0.00	\$1,580.92	\$1,580.92	\$0.00	(\$1,580.92)
0231 - Boys Basketball Total:	\$0.00	\$1,580.92	\$1,580.92	\$0.00	(\$1,580.92)
0232 - BASEBALL					
1000 - INSTRUCTION					
0610 - SUPPLIES (GEN)	\$0.00	\$4,404.11	\$4,404.11	\$0.00	(\$4,404.11)
0232 - BASEBALL Total:	\$0.00	\$4,404.11	\$4,404.11	\$0.00	(\$4,404.11)
0242 - VOLLEYBALL					
1000 - INSTRUCTION					
0610 - SUPPLIES (GEN)	\$0.00	\$340.00	\$340.00	\$0.00	(\$340.00)
0242 - VOLLEYBALL Total:	\$0.00	\$340.00	\$340.00	\$0.00	(\$340.00)
0245 - WRESTLING					
1000 - INSTRUCTION					
0610 - SUPPLIES (GEN)	\$0.00	\$1,052.90	\$1,052.90	\$0.00	(\$1,052.90)
0245 - WRESTLING Total:	\$0.00	\$1,052.90	\$1,052.90	\$0.00	(\$1,052.90)
0248 - Girls Basketball					

Garfield County School District

General Ledger - Element Summary Report

Fiscal Year: 2024-2025 From Date: 7/1/2024 To Date: 6/30/2025

Account Mask: ??????????????????

Account Type: EXPENDITURE

Print accounts with zero balance
 Include Inactive Accounts
 Include PreEncumbrance

Fund / Location / Program / Function / Object	Adjusted Budget	Range To Date	Year To Date	Encumbrance	Budget Balance
1000 - INSTRUCTION					
0610 - SUPPLIES (GEN)	\$0.00	\$969.60	\$969.60	\$0.00	(\$969.60)
0248 - Girls Basketball Total:	\$0.00	\$969.60	\$969.60	\$0.00	(\$969.60)
0250 - Yearbook					
1000 - INSTRUCTION					
0610 - SUPPLIES (GEN)	\$0.00	\$6,236.55	\$6,236.55	\$0.00	(\$6,236.55)
0250 - Yearbook Total:	\$0.00	\$6,236.55	\$6,236.55	\$0.00	(\$6,236.55)
0260 - Student Body					
1000 - INSTRUCTION					
0610 - SUPPLIES (GEN)	\$0.00	\$11,363.20	\$11,363.20	\$0.00	(\$11,363.20)
0260 - Student Body Total:	\$0.00	\$11,363.20	\$11,363.20	\$0.00	(\$11,363.20)
0261 - Class Accounts					
1000 - INSTRUCTION					
0610 - SUPPLIES (GEN)	\$0.00	\$1,076.90	\$1,076.90	\$0.00	(\$1,076.90)
0261 - Class Accounts Total:	\$0.00	\$1,076.90	\$1,076.90	\$0.00	(\$1,076.90)
0262 - Class Accounts					
1000 - INSTRUCTION					
0610 - SUPPLIES (GEN)	\$0.00	\$3,195.08	\$3,195.08	\$0.00	(\$3,195.08)
0262 - Class Accounts Total:	\$0.00	\$3,195.08	\$3,195.08	\$0.00	(\$3,195.08)
0263 - Class Accounts					
1000 - INSTRUCTION					
0610 - SUPPLIES (GEN)	\$0.00	\$25.00	\$25.00	\$0.00	(\$25.00)
0263 - Class Accounts Total:	\$0.00	\$25.00	\$25.00	\$0.00	(\$25.00)
0508 - Fund 21 Lunch					
1000 - INSTRUCTION					
0610 - SUPPLIES (GEN)	\$0.00	\$32,938.06	\$32,938.06	\$0.00	(\$32,938.06)
0508 - Fund 21 Lunch Total:	\$0.00	\$32,938.06	\$32,938.06	\$0.00	(\$32,938.06)
3600 - Student					
1000 - INSTRUCTION					
0610 - SUPPLIES (GEN)	\$0.00	\$72.54	\$72.54	\$0.00	(\$72.54)
3600 - Student Total:	\$0.00	\$72.54	\$72.54	\$0.00	(\$72.54)
704 - Bryce Valley High Total:	\$0.00	\$79,963.60	\$79,963.60	\$0.00	(\$79,963.60)
708 - Escalante High					
0015 - AGRICULTURE					
1000 - INSTRUCTION					

Garfield County School District

General Ledger - Element Summary Report

Fiscal Year: 2024-2025 From Date:7/1/2024 To Date:6/30/2025

Account Mask: ??????????????????

Account Type: EXPENDITURE

Print accounts with zero balance
 Include Inactive Accounts
 Include PreEncumbrance

Fund / Location / Program / Function / Object	Adjusted Budget	Range To Date	Year To Date	Encumbrance	Budget Balance
0610 - SUPPLIES (GEN)	\$0.00	\$831.92	\$831.92	\$0.00	(\$831.92)
0015 - AGRICULTURE Total:	\$0.00	\$831.92	\$831.92	\$0.00	(\$831.92)
0030 - ATHLETICS (INTERSCHOOL)					
1000 - INSTRUCTION					
0610 - SUPPLIES (GEN)	\$0.00	\$389.86	\$389.86	\$0.00	(\$389.86)
0030 - ATHLETICS (INTERSCHOOL) Total:	\$0.00	\$389.86	\$389.86	\$0.00	(\$389.86)
0034 - Track and Cross Country					
1000 - INSTRUCTION					
0610 - SUPPLIES (GEN)	\$0.00	\$3,046.25	\$3,046.25	\$0.00	(\$3,046.25)
0034 - Track and Cross Country Total:	\$0.00	\$3,046.25	\$3,046.25	\$0.00	(\$3,046.25)
0035 - Cheerleading					
1000 - INSTRUCTION					
0610 - SUPPLIES (GEN)	\$0.00	\$5,737.87	\$5,737.87	\$0.00	(\$5,737.87)
0035 - Cheerleading Total:	\$0.00	\$5,737.87	\$5,737.87	\$0.00	(\$5,737.87)
0052 - Activities - Chromebook					
1000 - INSTRUCTION					
0610 - SUPPLIES (GEN)	\$0.00	\$1,000.00	\$1,000.00	\$0.00	(\$1,000.00)
0052 - Activities - Chromebook Total:	\$0.00	\$1,000.00	\$1,000.00	\$0.00	(\$1,000.00)
0100 - DRIVER EDUCATION (CLASSROOM)					
1000 - INSTRUCTION					
0610 - SUPPLIES (GEN)	\$0.00	\$1,750.00	\$1,750.00	\$0.00	(\$1,750.00)
0100 - DRIVER EDUCATION (CLASSROOM) Total:	\$0.00	\$1,750.00	\$1,750.00	\$0.00	(\$1,750.00)
0130 - HOMEMAKING					
1000 - INSTRUCTION					
0610 - SUPPLIES (GEN)	\$0.00	\$99.51	\$99.51	\$0.00	(\$99.51)
0130 - HOMEMAKING Total:	\$0.00	\$99.51	\$99.51	\$0.00	(\$99.51)
0140 - INDUSTRIAL ARTS					
1000 - INSTRUCTION					
0610 - SUPPLIES (GEN)	\$0.00	\$145.75	\$145.75	\$0.00	(\$145.75)
0140 - INDUSTRIAL ARTS Total:	\$0.00	\$145.75	\$145.75	\$0.00	(\$145.75)
0231 - Boys Basketball					
1000 - INSTRUCTION					
0610 - SUPPLIES (GEN)	\$0.00	\$3,010.54	\$3,010.54	\$0.00	(\$3,010.54)
0231 - Boys Basketball Total:	\$0.00	\$3,010.54	\$3,010.54	\$0.00	(\$3,010.54)

Garfield County School District

General Ledger - Element Summary Report

Fiscal Year: 2024-2025 From Date:7/1/2024 To Date:6/30/2025

Account Mask: ??????????????????

Account Type: EXPENDITURE

Print accounts with zero balance
 Include Inactive Accounts
 Include PreEncumbrance

Fund / Location / Program / Function / Object	Adjusted Budget	Range To Date	Year To Date	Encumbrance	Budget Balance
0236 - FOOTBALL					
1000 - INSTRUCTION					
0610 - SUPPLIES (GEN)	\$0.00	\$12,945.14	\$12,945.14	\$14,990.00	(\$27,935.14)
0236 - FOOTBALL Total:					
	\$0.00	\$12,945.14	\$12,945.14	\$14,990.00	(\$27,935.14)
0242 - VOLLEYBALL					
1000 - INSTRUCTION					
0610 - SUPPLIES (GEN)	\$0.00	\$4,269.07	\$4,269.07	\$0.00	(\$4,269.07)
0242 - VOLLEYBALL Total:					
	\$0.00	\$4,269.07	\$4,269.07	\$0.00	(\$4,269.07)
0245 - WRESTLING					
1000 - INSTRUCTION					
0610 - SUPPLIES (GEN)	\$0.00	\$2,042.33	\$2,042.33	\$0.00	(\$2,042.33)
0245 - WRESTLING Total:					
	\$0.00	\$2,042.33	\$2,042.33	\$0.00	(\$2,042.33)
0248 - Girls Basketball					
1000 - INSTRUCTION					
0610 - SUPPLIES (GEN)	\$0.00	\$7,488.98	\$7,488.98	\$0.00	(\$7,488.98)
0248 - Girls Basketball Total:					
	\$0.00	\$7,488.98	\$7,488.98	\$0.00	(\$7,488.98)
0250 - Yearbook					
1000 - INSTRUCTION					
0610 - SUPPLIES (GEN)	\$0.00	\$3,382.50	\$3,382.50	\$0.00	(\$3,382.50)
0250 - Yearbook Total:					
	\$0.00	\$3,382.50	\$3,382.50	\$0.00	(\$3,382.50)
0260 - Student Body					
1000 - INSTRUCTION					
0610 - SUPPLIES (GEN)	\$0.00	\$7,353.25	\$7,353.25	\$0.00	(\$7,353.25)
0260 - Student Body Total:					
	\$0.00	\$7,353.25	\$7,353.25	\$0.00	(\$7,353.25)
0262 - Class Accounts					
1000 - INSTRUCTION					
0610 - SUPPLIES (GEN)	\$0.00	\$3,470.29	\$3,470.29	\$0.00	(\$3,470.29)
0262 - Class Accounts Total:					
	\$0.00	\$3,470.29	\$3,470.29	\$0.00	(\$3,470.29)
0263 - Class Accounts					
1000 - INSTRUCTION					
0610 - SUPPLIES (GEN)	\$0.00	\$4,809.77	\$4,809.77	\$0.00	(\$4,809.77)
0263 - Class Accounts Total:					
	\$0.00	\$4,809.77	\$4,809.77	\$0.00	(\$4,809.77)
0264 - Class Accounts					
1000 - INSTRUCTION					
0610 - SUPPLIES (GEN)	\$0.00	\$50.00	\$50.00	\$0.00	(\$50.00)

Garfield County School District

General Ledger - Element Summary Report

Fiscal Year: 2024-2025 From Date:7/1/2024 To Date:6/30/2025

Account Mask: ??????????????????

Account Type: EXPENDITURE

Print accounts with zero balance Include Inactive Accounts Include PreEncumbrance

Fund / Location / Program / Function / Object	Adjusted Budget	Range To Date	Year To Date	Encumbrance	Budget Balance
0264 - Class Accounts Total:	\$0.00	\$50.00	\$50.00	\$0.00	(\$50.00)
0501 - Fitness Center					
1000 - INSTRUCTION					
0610 - SUPPLIES (GEN)	\$0.00	\$7,030.54	\$7,030.54	\$0.00	(\$7,030.54)
0501 - Fitness Center Total:	\$0.00	\$7,030.54	\$7,030.54	\$0.00	(\$7,030.54)
0508 - Fund 21 Lunch					
1000 - INSTRUCTION					
0610 - SUPPLIES (GEN)	\$0.00	\$9,556.20	\$9,556.20	\$0.00	(\$9,556.20)
0508 - Fund 21 Lunch Total:	\$0.00	\$9,556.20	\$9,556.20	\$0.00	(\$9,556.20)
708 - Escalante High Total:	\$0.00	\$78,409.77	\$78,409.77	\$14,990.00	(\$93,399.77)
712 - Panguitch High					
0015 - AGRICULTURE					
1000 - INSTRUCTION					
0610 - SUPPLIES (GEN)	\$0.00	\$5,153.04	\$5,153.04	\$0.00	(\$5,153.04)
0015 - AGRICULTURE Total:	\$0.00	\$5,153.04	\$5,153.04	\$0.00	(\$5,153.04)
0030 - ATHLETICS (INTERSCHOOL)					
1000 - INSTRUCTION					
0610 - SUPPLIES (GEN)	\$0.00	\$33,713.44	\$33,713.44	\$0.00	(\$33,713.44)
0030 - ATHLETICS (INTERSCHOOL) Total:	\$0.00	\$33,713.44	\$33,713.44	\$0.00	(\$33,713.44)
0034 - Track and Cross Country					
1000 - INSTRUCTION					
0610 - SUPPLIES (GEN)	\$0.00	\$2,168.36	\$2,168.36	\$0.00	(\$2,168.36)
0034 - Track and Cross Country Total:	\$0.00	\$2,168.36	\$2,168.36	\$0.00	(\$2,168.36)
0035 - Cheerleading					
1000 - INSTRUCTION					
0610 - SUPPLIES (GEN)	\$0.00	\$20,533.79	\$20,533.79	\$0.00	(\$20,533.79)
0035 - Cheerleading Total:	\$0.00	\$20,533.79	\$20,533.79	\$0.00	(\$20,533.79)
0037 - Undesignated					
1000 - INSTRUCTION					
0610 - SUPPLIES (GEN)	\$0.00	\$17,348.62	\$17,348.62	\$0.00	(\$17,348.62)
0037 - Undesignated Total:	\$0.00	\$17,348.62	\$17,348.62	\$0.00	(\$17,348.62)
0052 - Activities - Chromebook					
1000 - INSTRUCTION					
0610 - SUPPLIES (GEN)	\$0.00	\$669.00	\$669.00	\$0.00	(\$669.00)
0052 - Activities - Chromebook Total:	\$0.00	\$669.00	\$669.00	\$0.00	(\$669.00)

Garfield County School District

General Ledger - Element Summary Report

Fiscal Year: 2024-2025 From Date:7/1/2024 To Date:6/30/2025

Account Mask: ??????????????????

Account Type: EXPENDITURE

Print accounts with zero balance
 Include Inactive Accounts
 Include PreEncumbrance

Fund / Location / Program / Function / Object	Adjusted Budget	Range To Date	Year To Date	Encumbrance	Budget Balance
0100 - DRIVER EDUCATION (CLASSROOM)					
1000 - INSTRUCTION					
0610 - SUPPLIES (GEN)	\$0.00	\$5,850.00	\$5,850.00	\$0.00	(\$5,850.00)
0100 - DRIVER EDUCATION (CLASSROOM) Total:	\$0.00	\$5,850.00	\$5,850.00	\$0.00	(\$5,850.00)
0111 - Debate					
1000 - INSTRUCTION					
0610 - SUPPLIES (GEN)	\$0.00	\$4,317.74	\$4,317.74	\$0.00	(\$4,317.74)
0111 - Debate Total:	\$0.00	\$4,317.74	\$4,317.74	\$0.00	(\$4,317.74)
0114 - SPEECH AND DRAMA					
1000 - INSTRUCTION					
0610 - SUPPLIES (GEN)	\$0.00	\$6,670.42	\$6,670.42	\$0.00	(\$6,670.42)
0114 - SPEECH AND DRAMA Total:	\$0.00	\$6,670.42	\$6,670.42	\$0.00	(\$6,670.42)
0130 - HOMEMAKING					
1000 - INSTRUCTION					
0610 - SUPPLIES (GEN)	\$0.00	\$1,096.89	\$1,096.89	\$0.00	(\$1,096.89)
0130 - HOMEMAKING Total:	\$0.00	\$1,096.89	\$1,096.89	\$0.00	(\$1,096.89)
0140 - INDUSTRIAL ARTS					
1000 - INSTRUCTION					
0610 - SUPPLIES (GEN)	\$0.00	\$3,218.41	\$3,218.41	\$0.00	(\$3,218.41)
0140 - INDUSTRIAL ARTS Total:	\$0.00	\$3,218.41	\$3,218.41	\$0.00	(\$3,218.41)
0231 - Boys Basketball					
1000 - INSTRUCTION					
0610 - SUPPLIES (GEN)	\$0.00	\$19,877.97	\$19,877.97	\$0.00	(\$19,877.97)
0231 - Boys Basketball Total:	\$0.00	\$19,877.97	\$19,877.97	\$0.00	(\$19,877.97)
0232 - BASEBALL					
1000 - INSTRUCTION					
0610 - SUPPLIES (GEN)	\$0.00	\$11,483.76	\$11,483.76	\$0.00	(\$11,483.76)
0232 - BASEBALL Total:	\$0.00	\$11,483.76	\$11,483.76	\$0.00	(\$11,483.76)
0236 - FOOTBALL					
1000 - INSTRUCTION					
0610 - SUPPLIES (GEN)	\$0.00	\$22,732.47	\$22,732.47	\$5,355.00	(\$28,087.47)
0236 - FOOTBALL Total:	\$0.00	\$22,732.47	\$22,732.47	\$5,355.00	(\$28,087.47)
0238 - GOLF					
1000 - INSTRUCTION					

Garfield County School District

General Ledger - Element Summary Report

Fiscal Year: 2024-2025 From Date:7/1/2024 To Date:6/30/2025

Account Mask: ??????????????????

Account Type: EXPENDITURE

Print accounts with zero balance
 Include Inactive Accounts
 Include PreEncumbrance

Fund / Location / Program / Function / Object	Adjusted Budget	Range To Date	Year To Date	Encumbrance	Budget Balance
0610 - SUPPLIES (GEN)	\$0.00	\$3,728.96	\$3,728.96	\$0.00	(\$3,728.96)
0238 - GOLF Total:	\$0.00	\$3,728.96	\$3,728.96	\$0.00	(\$3,728.96)
0240 - SOFTBALL					
1000 - INSTRUCTION					
0610 - SUPPLIES (GEN)	\$0.00	\$15,645.51	\$15,645.51	\$0.00	(\$15,645.51)
0240 - SOFTBALL Total:	\$0.00	\$15,645.51	\$15,645.51	\$0.00	(\$15,645.51)
0242 - VOLLEYBALL					
1000 - INSTRUCTION					
0610 - SUPPLIES (GEN)	\$0.00	\$9,578.72	\$9,578.72	\$0.00	(\$9,578.72)
0242 - VOLLEYBALL Total:	\$0.00	\$9,578.72	\$9,578.72	\$0.00	(\$9,578.72)
0245 - WRESTLING					
1000 - INSTRUCTION					
0610 - SUPPLIES (GEN)	\$0.00	\$21,330.24	\$21,330.24	\$0.00	(\$21,330.24)
0245 - WRESTLING Total:	\$0.00	\$21,330.24	\$21,330.24	\$0.00	(\$21,330.24)
0248 - Girls Basketball					
1000 - INSTRUCTION					
0610 - SUPPLIES (GEN)	\$0.00	\$19,043.15	\$19,043.15	\$0.00	(\$19,043.15)
0248 - Girls Basketball Total:	\$0.00	\$19,043.15	\$19,043.15	\$0.00	(\$19,043.15)
0250 - Yearbook					
1000 - INSTRUCTION					
0610 - SUPPLIES (GEN)	\$0.00	\$1,683.14	\$1,683.14	\$0.00	(\$1,683.14)
0250 - Yearbook Total:	\$0.00	\$1,683.14	\$1,683.14	\$0.00	(\$1,683.14)
0260 - Student Body					
1000 - INSTRUCTION					
0610 - SUPPLIES (GEN)	\$0.00	\$10,313.31	\$10,313.31	\$0.00	(\$10,313.31)
0260 - Student Body Total:	\$0.00	\$10,313.31	\$10,313.31	\$0.00	(\$10,313.31)
0262 - Class Accounts					
1000 - INSTRUCTION					
0610 - SUPPLIES (GEN)	\$0.00	\$5,109.52	\$5,109.52	\$0.00	(\$5,109.52)
0262 - Class Accounts Total:	\$0.00	\$5,109.52	\$5,109.52	\$0.00	(\$5,109.52)
0263 - Class Accounts					
1000 - INSTRUCTION					
0610 - SUPPLIES (GEN)	\$0.00	\$4,091.77	\$4,091.77	\$0.00	(\$4,091.77)
0263 - Class Accounts Total:	\$0.00	\$4,091.77	\$4,091.77	\$0.00	(\$4,091.77)
0264 - Class Accounts					

Garfield County School District

General Ledger - Element Summary Report

Fiscal Year: 2024-2025 From Date:7/1/2024 To Date:6/30/2025

Account Mask: ??????????????????

Account Type: EXPENDITURE

Print accounts with zero balance
 Include Inactive Accounts
 Include PreEncumbrance

Fund / Location / Program / Function / Object	Adjusted Budget	Range To Date	Year To Date	Encumbrance	Budget Balance
1000 - INSTRUCTION					
0610 - SUPPLIES (GEN)	\$0.00	\$1,006.03	\$1,006.03	\$0.00	(\$1,006.03)
0264 - Class Accounts Total:	\$0.00	\$1,006.03	\$1,006.03	\$0.00	(\$1,006.03)
0265 - Class Accounts					
1000 - INSTRUCTION					
0610 - SUPPLIES (GEN)	\$0.00	\$187.45	\$187.45	\$0.00	(\$187.45)
0265 - Class Accounts Total:	\$0.00	\$187.45	\$187.45	\$0.00	(\$187.45)
0266 - School Concession Program					
1000 - INSTRUCTION					
0610 - SUPPLIES (GEN)	\$0.00	\$1,841.33	\$1,841.33	\$0.00	(\$1,841.33)
0266 - School Concession Program Total:	\$0.00	\$1,841.33	\$1,841.33	\$0.00	(\$1,841.33)
0267 - School Concession Program					
1000 - INSTRUCTION					
0610 - SUPPLIES (GEN)	\$0.00	\$729.16	\$729.16	\$0.00	(\$729.16)
0267 - School Concession Program Total:	\$0.00	\$729.16	\$729.16	\$0.00	(\$729.16)
0268 - Undesignated					
1000 - INSTRUCTION					
0610 - SUPPLIES (GEN)	\$0.00	\$1,153.66	\$1,153.66	\$0.00	(\$1,153.66)
0268 - Undesignated Total:	\$0.00	\$1,153.66	\$1,153.66	\$0.00	(\$1,153.66)
0269 - Undesignated					
1000 - INSTRUCTION					
0610 - SUPPLIES (GEN)	\$0.00	\$854.05	\$854.05	\$0.00	(\$854.05)
0269 - Undesignated Total:	\$0.00	\$854.05	\$854.05	\$0.00	(\$854.05)
0270 - Undesignated					
1000 - INSTRUCTION					
0610 - SUPPLIES (GEN)	\$0.00	\$613.45	\$613.45	\$0.00	(\$613.45)
0270 - Undesignated Total:	\$0.00	\$613.45	\$613.45	\$0.00	(\$613.45)
0271 - Undesignated					
1000 - INSTRUCTION					
0610 - SUPPLIES (GEN)	\$0.00	\$2,220.00	\$2,220.00	\$0.00	(\$2,220.00)
0271 - Undesignated Total:	\$0.00	\$2,220.00	\$2,220.00	\$0.00	(\$2,220.00)
3600 - Student					
1000 - INSTRUCTION					
0610 - SUPPLIES (GEN)	\$0.00	\$1,350.52	\$1,350.52	\$29.68	(\$1,380.20)
3600 - Student Total:	\$0.00	\$1,350.52	\$1,350.52	\$29.68	(\$1,380.20)

Garfield County School District

General Ledger - Element Summary Report

Fiscal Year: 2024-2025 From Date:7/1/2024 To Date:6/30/2025

Account Mask: ??????????????????

Account Type: EXPENDITURE

- Print accounts with zero balance
 Include Inactive Accounts
 Include PreEncumbrance

Fund / Location / Program / Function / Object	Adjusted Budget	Range To Date	Year To Date	Encumbrance	Budget Balance
712 - Panguitch High Total:	\$0.00	\$255,313.88	\$255,313.88	\$5,384.68	(\$260,698.56)
21 - Student Activity Fund Total:	\$0.00	\$570,756.23	\$570,756.23	\$20,374.68	(\$591,130.91)

Garfield County School District

General Ledger - Element Summary Report

Fiscal Year: 2024-2025 From Date:7/1/2024 To Date:6/30/2025

Account Mask: ??????????????????

Account Type: EXPENDITURE

Print accounts with zero balance
 Include Inactive Accounts
 Include PreEncumbrance

Fund / Location / Program / Function / Object	Adjusted Budget	Range To Date	Year To Date	Encumbrance	Budget Balance
32 - Capital Projects Fund					
124 - Panguitch Elementary					
5500 - PUBLIC EDUCATION CAPITAL OUTLAY					
4600 - SITE IMPROVEMENT					
0450 - Construction Services	\$0.00	\$64,989.28	\$64,989.28	\$0.00	(\$64,989.28)
4900 - OTHER FACILITIES ACQUISITION & CONSTRUCTION SERVIC					
0710 - SITE ACQUISITION	\$0.00	\$17,173.00	\$17,173.00	\$17,173.00	(\$34,346.00)
5500 - PUBLIC EDUCATION CAPITAL OUTLAY Total:	\$0.00	\$82,162.28	\$82,162.28	\$17,173.00	(\$99,335.28)
124 - Panguitch Elementary Total:	\$0.00	\$82,162.28	\$82,162.28	\$17,173.00	(\$99,335.28)
304 - Panguitch Middle					
5500 - PUBLIC EDUCATION CAPITAL OUTLAY					
4300 - ARCHITECTURE AND ENGINEERING SERVICES					
0346 - Architectural and Engineering	\$0.00	\$24,392.00	\$24,392.00	\$0.00	(\$24,392.00)
5500 - PUBLIC EDUCATION CAPITAL OUTLAY Total:	\$0.00	\$24,392.00	\$24,392.00	\$0.00	(\$24,392.00)
304 - Panguitch Middle Total:	\$0.00	\$24,392.00	\$24,392.00	\$0.00	(\$24,392.00)
500 - District Office					
5500 - PUBLIC EDUCATION CAPITAL OUTLAY					
2500 - SUPPORT SERVICES - CENTRAL SERVICES					
0736 - SOFTWARE	\$0.00	\$612.00	\$612.00	\$0.00	(\$612.00)
5300 - LEASE - PURCHASE AGREEMENTS					
0830 - INTEREST	\$0.00	\$210,647.80	\$210,647.80	\$0.00	(\$210,647.80)
0840 - REDEMPTN/PRINC	\$0.00	\$1,325,704.66	\$1,325,704.66	\$0.00	(\$1,325,704.66)
5500 - PUBLIC EDUCATION CAPITAL OUTLAY Total:	\$0.00	\$1,536,964.46	\$1,536,964.46	\$0.00	(\$1,536,964.46)
500 - District Office Total:	\$0.00	\$1,536,964.46	\$1,536,964.46	\$0.00	(\$1,536,964.46)
704 - Bryce Valley High					
0400 - Administration					
2620 - Maintenance					
0430 - REPAIR/MAINT SERV	\$0.00	\$142,412.51	\$142,412.51	\$7,166.06	(\$149,578.57)
0400 - Administration Total:	\$0.00	\$142,412.51	\$142,412.51	\$7,166.06	(\$149,578.57)
5500 - PUBLIC EDUCATION CAPITAL OUTLAY					
4300 - ARCHITECTURE AND ENGINEERING SERVICES					
0340 - OTHER PROF SERV	\$0.00	\$27,486.32	\$27,486.32	\$0.00	(\$27,486.32)
0346 - Architectural and Engineering	\$0.00	\$54,416.58	\$54,416.58	\$0.00	(\$54,416.58)
4700 - BUILDING IMPROVEMENT					
0450 - Construction Services	\$0.00	\$2,348,755.77	\$2,348,755.77	\$0.00	(\$2,348,755.77)

Garfield County School District

General Ledger - Element Summary Report

Fiscal Year: 2024-2025 From Date:7/1/2024 To Date:6/30/2025

Account Mask: ??????????????????

Account Type: EXPENDITURE

Print accounts with zero balance
 Include Inactive Accounts
 Include PreEncumbrance

Fund / Location / Program / Function / Object	Adjusted Budget	Range To Date	Year To Date	Encumbrance	Budget Balance
5500 - PUBLIC EDUCATION CAPITAL OUTLAY Total:	\$0.00	\$2,430,658.67	\$2,430,658.67	\$0.00	(\$2,430,658.67)
704 - Bryce Valley High Total:	\$0.00	\$2,573,071.18	\$2,573,071.18	\$7,166.06	(\$2,580,237.24)
708 - Escalante High					
5500 - PUBLIC EDUCATION CAPITAL OUTLAY					
4500 - BUILDING ACQUISITION AND CONSTRUCTION SERVICES					
0450 - Construction Services	\$0.00	\$23,080.05	\$23,080.05	\$0.00	(\$23,080.05)
4700 - BUILDING IMPROVEMENT					
0450 - Construction Services	\$0.00	\$104,900.00	\$104,900.00	\$0.00	(\$104,900.00)
5500 - PUBLIC EDUCATION CAPITAL OUTLAY Total:	\$0.00	\$127,980.05	\$127,980.05	\$0.00	(\$127,980.05)
708 - Escalante High Total:	\$0.00	\$127,980.05	\$127,980.05	\$0.00	(\$127,980.05)
712 - Panguitch High					
5500 - PUBLIC EDUCATION CAPITAL OUTLAY					
4500 - BUILDING ACQUISITION AND CONSTRUCTION SERVICES					
0450 - Construction Services	\$0.00	\$1,598.00	\$1,598.00	\$0.00	(\$1,598.00)
4600 - SITE IMPROVEMENT					
0450 - Construction Services	\$0.00	(\$1,172.00)	(\$1,172.00)	\$0.00	\$1,172.00
5500 - PUBLIC EDUCATION CAPITAL OUTLAY Total:	\$0.00	\$426.00	\$426.00	\$0.00	(\$426.00)
712 - Panguitch High Total:	\$0.00	\$426.00	\$426.00	\$0.00	(\$426.00)
32 - Capital Projects Fund Total:	\$0.00	\$4,344,995.97	\$4,344,995.97	\$24,339.06	(\$4,369,335.03)

Garfield County School District

General Ledger - Element Summary Report

Fiscal Year: 2024-2025 From Date:7/1/2024 To Date:6/30/2025

Account Mask: ??????????????????

Account Type: EXPENDITURE

Print accounts with zero balance
 Include Inactive Accounts
 Include PreEncumbrance

Fund / Location / Program / Function / Object	Adjusted Budget	Range To Date	Year To Date	Encumbrance	Budget Balance
51 - Food Service Fund					
104 - Antimony Elementary					
8070 - STATE SCHOOL LUNCH PROGRAMS					
3100 - FOOD SERVICES					
0191 - FOOD SERVICES	\$0.00	\$12,568.30	\$12,568.30	\$0.00	(\$12,568.30)
0198 - Other Classified Personnel	\$0.00	\$200.00	\$200.00	\$0.00	(\$200.00)
0210 - STATE RETIREMENT	\$0.00	\$2,961.77	\$2,961.77	\$0.00	(\$2,961.77)
0220 - FICA	\$0.00	\$976.79	\$976.79	\$0.00	(\$976.79)
0630 - FOOD	\$0.00	\$2,163.74	\$2,163.74	\$0.00	(\$2,163.74)
8070 - STATE SCHOOL LUNCH PROGRAMS Total:	\$0.00	\$18,870.60	\$18,870.60	\$0.00	(\$18,870.60)
8079 - OTHER CHILD NUTRITION PROGRAMS					
3100 - FOOD SERVICES					
0630 - FOOD	\$0.00	\$149.52	\$149.52	\$0.00	(\$149.52)
8079 - OTHER CHILD NUTRITION PROGRAMS Total:	\$0.00	\$149.52	\$149.52	\$0.00	(\$149.52)
104 - Antimony Elementary Total:	\$0.00	\$19,020.12	\$19,020.12	\$0.00	(\$19,020.12)
108 - Boulder Elementary					
8070 - STATE SCHOOL LUNCH PROGRAMS					
3100 - FOOD SERVICES					
0191 - FOOD SERVICES	\$0.00	\$4,200.13	\$4,200.13	\$0.00	(\$4,200.13)
0210 - STATE RETIREMENT	\$0.00	\$819.86	\$819.86	\$0.00	(\$819.86)
0220 - FICA	\$0.00	\$321.32	\$321.32	\$0.00	(\$321.32)
0240 - GROUP INSURANCE	\$0.00	\$1,186.92	\$1,186.92	\$0.00	(\$1,186.92)
0610 - SUPPLIES (GEN)	\$0.00	\$72.93	\$72.93	\$0.00	(\$72.93)
0630 - FOOD	\$0.00	\$2,487.90	\$2,487.90	\$0.00	(\$2,487.90)
8070 - STATE SCHOOL LUNCH PROGRAMS Total:	\$0.00	\$9,089.06	\$9,089.06	\$0.00	(\$9,089.06)
8079 - OTHER CHILD NUTRITION PROGRAMS					
3100 - FOOD SERVICES					
0610 - SUPPLIES (GEN)	\$0.00	\$260.92	\$260.92	\$0.00	(\$260.92)
8079 - OTHER CHILD NUTRITION PROGRAMS Total:	\$0.00	\$260.92	\$260.92	\$0.00	(\$260.92)
108 - Boulder Elementary Total:	\$0.00	\$9,349.98	\$9,349.98	\$0.00	(\$9,349.98)
112 - Bryce Valley Elementary					
8079 - OTHER CHILD NUTRITION PROGRAMS					
3100 - FOOD SERVICES					
0630 - FOOD	\$0.00	\$8,468.76	\$8,468.76	\$0.00	(\$8,468.76)
8079 - OTHER CHILD NUTRITION PROGRAMS Total:	\$0.00	\$8,468.76	\$8,468.76	\$0.00	(\$8,468.76)

Garfield County School District

General Ledger - Element Summary Report

Fiscal Year: 2024-2025 From Date:7/1/2024 To Date:6/30/2025

Account Mask: ??????????????????

Account Type: EXPENDITURE

Print accounts with zero balance
 Include Inactive Accounts
 Include PreEncumbrance

Fund / Location / Program / Function / Object	Adjusted Budget	Range To Date	Year To Date	Encumbrance	Budget Balance
112 - Bryce Valley Elementary Total:	\$0.00	\$8,468.76	\$8,468.76	\$0.00	(\$8,468.76)
116 - Escalante Elementary					
8079 - OTHER CHILD NUTRITION PROGRAMS					
3100 - FOOD SERVICES					
0630 - FOOD	\$0.00	\$4,632.24	\$4,632.24	\$0.00	(\$4,632.24)
8079 - OTHER CHILD NUTRITION PROGRAMS Total:	\$0.00	\$4,632.24	\$4,632.24	\$0.00	(\$4,632.24)
116 - Escalante Elementary Total:	\$0.00	\$4,632.24	\$4,632.24	\$0.00	(\$4,632.24)
124 - Panguitch Elementary					
8079 - OTHER CHILD NUTRITION PROGRAMS					
3100 - FOOD SERVICES					
0630 - FOOD	\$0.00	\$12,337.13	\$12,337.13	\$0.00	(\$12,337.13)
8079 - OTHER CHILD NUTRITION PROGRAMS Total:	\$0.00	\$12,337.13	\$12,337.13	\$0.00	(\$12,337.13)
124 - Panguitch Elementary Total:	\$0.00	\$12,337.13	\$12,337.13	\$0.00	(\$12,337.13)
304 - Panguitch Middle					
8070 - STATE SCHOOL LUNCH PROGRAMS					
3100 - FOOD SERVICES					
0115 - DIRECTORS	\$0.00	\$17,294.65	\$17,294.65	\$0.00	(\$17,294.65)
0191 - FOOD SERVICES	\$0.00	\$56,727.96	\$56,727.96	\$0.00	(\$56,727.96)
0198 - Other Classified Personnel	\$0.00	\$725.00	\$725.00	\$0.00	(\$725.00)
0210 - STATE RETIREMENT	\$0.00	\$3,375.91	\$3,375.91	\$0.00	(\$3,375.91)
0220 - FICA	\$0.00	\$5,703.84	\$5,703.84	\$0.00	(\$5,703.84)
0240 - GROUP INSURANCE	\$0.00	\$3,000.85	\$3,000.85	\$0.00	(\$3,000.85)
0340 - OTHER PROF SERV	\$0.00	\$555.00	\$555.00	\$0.00	(\$555.00)
0430 - REPAIR/MAINT SERV	\$0.00	\$555.00	\$555.00	\$0.00	(\$555.00)
0610 - SUPPLIES (GEN)	\$0.00	\$396.09	\$396.09	\$0.00	(\$396.09)
0630 - FOOD	\$0.00	\$119,669.38	\$119,669.38	\$0.00	(\$119,669.38)
0739 - OTHER EQUIPMENT	\$0.00	\$10,283.12	\$10,283.12	\$0.00	(\$10,283.12)
8070 - STATE SCHOOL LUNCH PROGRAMS Total:	\$0.00	\$218,286.80	\$218,286.80	\$0.00	(\$218,286.80)
304 - Panguitch Middle Total:	\$0.00	\$218,286.80	\$218,286.80	\$0.00	(\$218,286.80)
500 - District Office					
8070 - STATE SCHOOL LUNCH PROGRAMS					
3100 - FOOD SERVICES					
0115 - DIRECTORS	\$0.00	\$3,767.84	\$3,767.84	\$0.00	(\$3,767.84)
0191 - FOOD SERVICES	\$0.00	\$1,303.86	\$1,303.86	\$0.00	(\$1,303.86)
0210 - STATE RETIREMENT	\$0.00	\$998.04	\$998.04	\$0.00	(\$998.04)

Garfield County School District

General Ledger - Element Summary Report

Fiscal Year: 2024-2025 From Date:7/1/2024 To Date:6/30/2025

Account Mask: ??????????????????

Account Type: EXPENDITURE

Print accounts with zero balance
 Include Inactive Accounts
 Include PreEncumbrance

Fund / Location / Program / Function / Object	Adjusted Budget	Range To Date	Year To Date	Encumbrance	Budget Balance
0220 - FICA	\$0.00	\$382.48	\$382.48	\$0.00	(\$382.48)
0240 - GROUP INSURANCE	\$0.00	\$1,199.84	\$1,199.84	\$0.00	(\$1,199.84)
0340 - OTHER PROF SERV	\$0.00	\$3,025.00	\$3,025.00	\$0.00	(\$3,025.00)
0430 - REPAIR/MAINT SERV	\$0.00	\$1,110.00	\$1,110.00	\$0.00	(\$1,110.00)
0610 - SUPPLIES (GEN)	\$0.00	\$822.01	\$822.01	\$0.00	(\$822.01)
0630 - FOOD	\$0.00	\$13,124.05	\$13,124.05	\$0.00	(\$13,124.05)
0670 - SOFTWARE	\$0.00	\$745.00	\$745.00	\$1,773.00	(\$2,518.00)
8070 - STATE SCHOOL LUNCH PROGRAMS Total:	\$0.00	\$26,478.12	\$26,478.12	\$1,773.00	(\$28,251.12)
500 - District Office Total:	\$0.00	\$26,478.12	\$26,478.12	\$1,773.00	(\$28,251.12)
704 - Bryce Valley High					
8070 - STATE SCHOOL LUNCH PROGRAMS					
3100 - FOOD SERVICES					
0191 - FOOD SERVICES	\$0.00	\$50,188.69	\$50,188.69	\$0.00	(\$50,188.69)
0198 - Other Classified Personnel	\$0.00	\$600.00	\$600.00	\$0.00	(\$600.00)
0220 - FICA	\$0.00	\$3,885.39	\$3,885.39	\$0.00	(\$3,885.39)
0340 - OTHER PROF SERV	\$0.00	\$913.00	\$913.00	\$0.00	(\$913.00)
0610 - SUPPLIES (GEN)	\$0.00	\$639.55	\$639.55	\$0.00	(\$639.55)
0630 - FOOD	\$0.00	\$74,046.48	\$74,046.48	\$0.00	(\$74,046.48)
8070 - STATE SCHOOL LUNCH PROGRAMS Total:	\$0.00	\$130,273.11	\$130,273.11	\$0.00	(\$130,273.11)
704 - Bryce Valley High Total:	\$0.00	\$130,273.11	\$130,273.11	\$0.00	(\$130,273.11)
708 - Escalante High					
8070 - STATE SCHOOL LUNCH PROGRAMS					
3100 - FOOD SERVICES					
0191 - FOOD SERVICES	\$0.00	\$57,411.86	\$57,411.86	\$0.00	(\$57,411.86)
0198 - Other Classified Personnel	\$0.00	\$525.00	\$525.00	\$0.00	(\$525.00)
0210 - STATE RETIREMENT	\$0.00	\$6,453.38	\$6,453.38	\$0.00	(\$6,453.38)
0220 - FICA	\$0.00	\$4,432.18	\$4,432.18	\$0.00	(\$4,432.18)
0610 - SUPPLIES (GEN)	\$0.00	\$23.00	\$23.00	\$0.00	(\$23.00)
0630 - FOOD	\$0.00	\$66,599.95	\$66,599.95	\$0.00	(\$66,599.95)
8070 - STATE SCHOOL LUNCH PROGRAMS Total:	\$0.00	\$135,445.37	\$135,445.37	\$0.00	(\$135,445.37)
708 - Escalante High Total:	\$0.00	\$135,445.37	\$135,445.37	\$0.00	(\$135,445.37)
51 - Food Service Fund Total:	\$0.00	\$564,291.63	\$564,291.63	\$1,773.00	(\$566,064.63)

Garfield County School District

General Ledger - Element Summary Report

Fiscal Year: 2024-2025 From Date:7/1/2024 To Date:6/30/2025

Account Mask: ??????????????????

Account Type: EXPENDITURE

- Print accounts with zero balance Include Inactive Accounts Include PreEncumbrance

Fund / Location / Program / Function / Object	Adjusted Budget	Range To Date	Year To Date	Encumbrance	Budget Balance
Grand Total:	\$1,102,192.55	\$26,117,502.60	\$26,117,502.60	\$1,859,838.74	(\$26,875,148.79)

End of Report

Garfield County School District
Hiring Documentation

School: PANAMITCH MIDDLE Position: SECRETARY Date: 06/17/2025

All Applicants

Name	Name
<u>ELIYSHA M CLARK</u>	
<u>BRANDY HATCH</u>	
<u>SHASTINA SAWYER</u>	
<u>WHITNEY ROBERTS (withdrew)</u>	

Applicants Interviewed

Name	Name
<u>ELIYSHA M CLARK</u>	
<u>BRANDY HATCH</u>	
<u>SHASTINA SAWYER</u>	

**Interview Committee or
Screening Committee**

Name	Position
<u>LAURA WOODBURY</u>	<u>Community Council Member</u>
<u>JEMMA CARTER</u>	<u>District Employee</u>
<u>RUSSELL TORGENSEN</u>	<u>District Employee</u>

Recommendation for position(s):

BRANDY HATCH

Signature of Administrator:

Russell M Torgersen

Garfield County School District
Hiring Documentation

School: GCSD

Position: Bus Driver

Date: 6-19-2025

All Applicants

Name	Name
David Spencer	

Applicants Interviewed

Name	Name
David Spencer	

**Interview Committee or
Screening Committee**

Name	Position
	Community Council Member
Mike Edwards	District Employee
Natali Schoppe	District Employee

Recommendation for position(s):
David Spencer

Signature of Administrator: Mike Edwards *Mike Edwards* 6-19-25

**Garfield County School District
Hiring Documentation**

School: PANAMITCH HIGH Position: ASSISTANT VOLLEYBALL Date: 06/23/2025

All Applicants

Name	Name
<u>MCCALL BLOOD</u>	

Applicants Interviewed

Name	Name

**Interview Committee or
Screening Committee**

Name	Position
	<u>Community Council Member</u>
	<u>District Employee</u>
	<u>District Employee</u>

Recommendation for position(s):

MCCALL BLOOD

Signature of Administrator:



Garfield County School District
Hiring Documentation

School: Panguitch

Position: Bus Driver

Date: 7/8/2025

All Applicants

Name	Name
Cameron Leach	
Brooks Leach	

Applicants Interviewed

Name	Name
Cameron Leach	
Brooks Leach	

**Interview Committee or
Screening Committee**

Name	Position
	Community Council Member
Mike Edwards	District Employee
Natali Schoppe	District Employee

Recommendation for position(s):
 Cameron Leach & Brooks Leach

Signature of Administrator: Mike Edwards



Garfield County School District
Hiring Documentation

School: Bryce Vally High School Position: Girls Head Cross Country Coach Date: July 1, 2025

All Applicants

Name	Name
Rowdy Miller	
Adam Platt	
Katy Cooke	

Applicants Interviewed

Name	Name
Rowdy Miller	
Adam Platt	
Katy Cooke	

**Interview Committee or
Screening Committee**

Name	Position
Luciene Syrett	Community Council Member
Fred Beesley	District Employee
Ty Post	District Employee
Samie Ott	BVHS Principal
Cailee Syrett	Parent

Recommendation for position(s):
Katy Cooke

Signature of Administrator:



Escalante US Administration

7/8/2025

Richard Bytheway Principal
Adam Griffin AD

Escalante HS

Garfield School District - Panguitch, Utah

Three weeks ago at St. Josephs HS
Passing Camp, I fell, had no balance
and had to coach from a chair because
of balance issues. Over the moratorium,
I went to two hospitals one in Utah
and my doctor in Washington. I have a
medical issue I must deal with immediately,
It deals with walking, balance and
neuromuscular atrophy.

My doctor advised against stress.

They (medical personnel) have an aggressive
plan but it will in my best interest to
resign, what I always wanted to start
my own program. I just don't feel well
I regret this but I hereby resign the
Football position at Escalante High School.

Thanks for the outpouring of community
support and from the Garfield School District

Thanks to the young men whom were great.
Good luck in the future endeavor, so sorry

Thank You Scott W Dean
Scott W Dean

New Address -

173302 Apricot Road Grandview, Wa 98930

My place is clear if anything is owed
please send bill to above address

My key to the school was given back.

Residence - Key Pad No. 7096 #1 Old Elementary School



Jordan Draper <jordan.draper@garfk12.org>

Fwd: Letter of resignation

1 message

Lisa Breinholt <lisa.breinholt@garfk12.org>

Tue, Jul 8, 2025 at 5:09 PM

To: John Dodds <jdodds@garfk12.org>, Jordan Draper <jordan.draper@garfk12.org>, Kerri Justus <kerri.justus@garfk12.org>

----- Forwarded message -----

From: **Hillary Bonner** <hillary.bonner@garfk12.org>

Date: Thu, Jul 3, 2025 at 5:02 PM

Subject: Letter of resignation

To: Lisa Breinholt <lisa.breinholt@garfk12.org>

Dear Lisa

I hope this message finds you well. I am writing to formally announce my resignation from my teaching position at PES due to my family's upcoming move to a different area.

I want to take a moment to express my sincere gratitude for the incredible experiences I've had while working in the Garfield County School District. The support and encouragement I received from you and the entire staff have greatly contributed to my growth as an educator. I am truly thankful for the opportunities I've had to work with our wonderful students and the exceptional team of educators at our school.

It is with a heavy heart that I will not be returning in August. I will cherish the memories and relationships I've built here, and I am committed to ensuring a smooth transition. Please let me know how I can help during this period.

Thank you once again for everything. I wish you and everyone at PES continued success in the future.

Hillary Bonner ❤️

--

Lisa Breinholt
Principal
Panguitch Elementary



PHS 2025 FOOTBALL SCHEDULE

AUG 15	@ MILFORD
AUG 22	ESCALANTE
AUG 29	@ MONTICELLO
SEPT 5	UMA-HF
SEPT 12	@ UMA-CW
SEPT 19	RICH
SEPT 26	MONUMENT VALLEY
OCT 3	@ ST. JOSEPH
OCT 10	WATER CANYON
OCT 17	@ ALTAMONT

2025 Bobcat Baseball Schedule

August 8th-9th- Panguitch Tournament

August 13th- **Green River** @ Panguitch

August 15th-16th-**Jeff Wood Memorial Tournament @ Valley**

August 20th-Panguitch @ **Wayne**

August 22nd- **BV** @ Panguitch (JV-5:00 Varsity 7:00)

August 27th- **Pinnacle** @ Panguitch

August 29th- Panguitch @ **Valley**

August 30th- Panguitch vs. **Altamont** @ **BV**

September 3rd- **Piute** @ Panguitch (JV-5:00 Varsity 7:00)

September 6th- Panguitch @ **Tintic**

September 10th- Panguitch @ **Green River**

September 12th- **Wayne** @ Panguitch (JV-5:00 Varsity 7:00)

September 17th- Panguitch @ **Bryce Valley**

September 19th- Panguitch @ **Pinnacle**

September 24th- **Valley** @ Panguitch (JV-5:00 Varsity 7:00)

September 26th- Panguitch @ **Piute**

October 3rd- State First Round

October 6th- State Quarter Finals

October 9th-11th- State Finals



Garfield County School District

145 E Center St., Panguitch, UT 84759

Phone: 435-676-8821

MEMORANDUM OF UNDERSTANDING

Between Garfield County School District and Southwest Behavioral Health Center

Effective Date: July 17, 2025

1. Parties

This Memorandum of Understanding (MOU) is entered into by and between **Garfield County School District (GCS D)**, hereinafter referred to as “the District,” and **Southwest Behavioral Health Center (SBHC)**, hereinafter referred to as “the Recipient.”

2. Purpose

The purpose of this MOU is to formally establish the funding partnership between GCS D and SBHC to support community-based prevention programs aimed at reducing youth engagement in nicotine use and substance abuse. The funding is provided in alignment with GCS D’s wellness and prevention funding.

3. Funding Amount and Designation

GCS D agrees to provide SBHC with funding in the total amount of **\$83,681**, allocated as follows:

- **Nicotine Prevention (Vaping, Cigarette, and Nicotine Product Use Prevention):**
Amount: **\$70,742**
Purpose: To support targeted prevention activities, public awareness campaigns, school collaboration, youth engagement strategies, and professional education to reduce nicotine use among youth.
- **Substance Abuse Prevention:**
Amount: **\$12,939**
Purpose: To enhance SBHC’s prevention programming focused on drug and alcohol use, including community education, outreach, evidence-based program implementation, and interagency coordination.

4. Recipient Responsibilities (SBHC)

SBHC agrees to:

- Utilize funds exclusively for the purposes specified above.
- Maintain clear and complete records of expenditures and activities funded through this agreement.
- Implement evidence-based prevention programs and community engagement efforts.
- Provide GCS D with a final report outlining program activities.

- Comply with any relevant state and federal reporting or auditing requirements related to the funds.

5. District Responsibilities (GCSD)

GCSD agrees to:

- Disburse the designated funds to SBHC upon execution of this agreement or as mutually agreed upon in writing.
- Offer ongoing communication and coordination support to ensure alignment with district prevention goals.
- Review submitted reports and provide feedback or request clarification where needed.

6. Duration and Termination

This MOU shall remain in effect from the effective date through **[Insert End Date, typically one year]**, unless otherwise extended or terminated in writing by either party. Either party may terminate this agreement with 30 days' written notice. In the event of termination, any unspent funds shall be returned to GCSD unless otherwise agreed.

7. Amendment Clause

This agreement may only be amended or modified by mutual written consent of both parties.

8. Signatures

For Garfield County School District:

Name: Lane Mecham

Title: Business Administrator

Email: lane.mecham@garfk12.org

Phone: 435-676-1302

Signature: _____

Date: _____

For Southwest Behavioral Health Center:

Name: _____

Title: _____

Signature: _____

Date: _____



Lane Mecham,
Business Administrator

Policy DKAB – Assignment of At-Will Responsibilities with Stipends

School administrators are authorized to assign at-will responsibilities—including coaching positions, club sponsorships, and other duties as assigned—that are eligible for a district-approved stipend. These assignments may be made without following the formal hiring process, provided the duties fall outside of benefited employment and do not constitute regular contracted work.

However, administrators may choose to follow the formal hiring process when they believe doing so will help build confidence and transparency within the school and broader community. All assigned individuals must complete any required onboarding documentation and comply with applicable fingerprinting and background check procedures prior to beginning duties.

Policy DKAA-A: Hiring Process for Non-Benefited Positions

The hiring process for non-benefited positions in Garfield County School District is designed to ensure fairness, compliance, and quality in the selection of qualified personnel. While the general structure mirrors the full-time hiring process outlined in DKAA, this version accounts for the specific needs and flexibility of part-time employment.

The supervisor is responsible for the following process:

1.1 Resignation or Vacancy Confirmation: The supervisor must collect a resignation letter from the departing employee. If unavailable, the supervisor may submit a written explanation. The departure date must be provided to the payroll specialist prior to posting.

1.2 Job Description: The hiring supervisor must develop a job description outlining the qualifications, responsibilities, salary expectations, and start date. This must be shared with the payroll specialist prior to posting or selection from the applicant pool.

2.1 Posting Approval: Supervisors must receive approval from the superintendent or business administrator to post the position or to select from an existing pool of applicants from an ongoing posting for similar positions.

2.2 Ongoing Postings: The district may maintain general job postings for commonly hired part-time positions (e.g., paraprofessionals, aides). Supervisors may select from this pool without requiring a new posting.

2.3 Application Requirement: All applicants must apply through the district's online application portal.

3.1 Applicant Review: Supervisors will screen applicants for basic qualifications aligned with the job description. Those who meet qualifications may be interviewed.

3.2 Committee Composition: A minimum of three committee members must participate in the hiring process.

3.3 Interview Process: The committee will interview selected applicants and evaluate them using a scoring rubric aligned with the job description.

3.3.1 If only one applicant applies for a position, the hiring supervisor may conduct an informal interview to assess the applicant's qualifications. If the supervisor determines that the applicant is capable and meets the requirements of the position, they may extend an offer of employment, pending completion of all required hiring documentation and background checks.

3.4 Limited Applicant Pools:

- If fewer than three qualified applicants are available, non-qualified candidates may be interviewed at the supervisor's discretion.
- If there are more than five qualified applicants, a pre-screening process may be used to narrow the pool.

4. Selection and Notification

4.1 Selection Recommendation: The supervisor finalizes the committee scoring, conducts reference checks, and recommends a candidate.

4.2 Hiring Decision: If the supervisor does not follow the committee recommendation, a written rationale must be submitted to the superintendent and shared with the committee (maintaining confidentiality).

4.3 Board Contingency: Offers are contingent upon Board of Education approval and satisfactory background clearance.

4.4 Candidate Notification: The supervisor contacts the successful candidate to inform them of the committee's decision. The offer is contingent upon Board of Education approval.

3.9.1 Instruct the new hire to schedule a background check with the district office and bring the required documents for onboarding. **The employee may not begin any job duties until this requirement has been completed.**

- Current Driver's License
- Social Security Card
- Voided Check or Savings Deposit Slip

9.10 Submission of Hiring Documentation: The supervisor is responsible for notifying the Payroll department about the hiring committee's recommendation and submitting the following hiring documentation:

- List of Hiring Committee members.
- Hiring Committee scoring (excluding personal notes).
- List of all applicants and those interviewed.
- Name of the applicant recommended for the position.
- Recommended start date and Salary Schedule.
- Authorization for up to ten years of experience, pending district verification.
- Signature of the Administrator.

9.11 Notification to Applicants: The supervisor will contact applicants to notify them of the hiring decision.

- Non-Interviewed Applicants: Send a letter or email.
- Interviewed Applicants: Supervisor must contact by phone or in person.

Garfield County School District Work Meeting

Thursday, July 17, 2025 10:00 AM

Bryce Canyon Lodge, The Lodge at Bryce Cyn, Bryce Canyon City, UT 84764

I. Work Meeting

I.A. Welcome

Discussion: The meeting was called to order at 10:20 AM. All Board members were present including Myron Cottam, Ralph Perkins, April Lefevre, Jared Brems, and Curtis Barney. Superintendent John Dodds and Business Administrator Lane Mecham were also present.

II. Discussion Items

II.A. School Climate Survey Results

Discussion: The superintendent led the group in discussion about the school climate survey. They discussed elements of the survey and some of the trends.

II.B. School Calendars and Bell Schedules

Discussion: The superintendent led a discussion about the schedule and the resiliency of schools to have school even when storms come through.

II.C. Online School

Discussion: Superintendent discussed the status of the hiring for the online school principal. He also discussed the role that position would have in multiple programs and responsibilities. The superintendent laid out three options: a full time principal, a half-time teacher and half-time administrator, and the third option is to have an administrator that is also tasked with running the Volunteer for Good program.

II.D. Sports Schedules Change Policy

Discussion: Superintendent discussed some of the issues that led to this process/procedure. The new process would be to send the Superintendent any changes in the schedule which he will then forward to the Board once he's reviewed the changes.

II.E. New Policies

Discussion: The board discussed various concerns they felt might need policy in order to tighten controls for those items.

II.F. After-School Program

Discussion: Superintendent introduced the request to fund the 4H after school program temporarily while federal funding was frozen. Questions arose about what would happen if funding was not restored in the near term, superintendent answered that those funds would not be recouped. The board discussed being able to provide these services on our own, potentially at less cost.

Discussion was had about our ability to provide these services on our own.

III. Board Training

III.A. 2025-2026 Strategic Plan

Discussion: The Superintendent presented his plan for the upcoming year and discussed the various components of the upcoming school year plan.

III.B. Master Board Award

Discussion: The Board took a moment to review the MBA progress.

III.C. Volunteer For Good

III.D. Ethics Pledge

Discussion: The board signed the ethics pledge.

IV. Review Board Agenda

Discussion: The Board reviewed agenda items for the upcoming board meeting.

V. Executive Session

Action(s):

To go into executive session for item B. This motion, made by Myron Cottam and seconded by Jared Brems, Carried.

Voting Detail:

Curtis Barney: Yea
Jared Brems: Yea
Myron Cottam: Yea
April LeFevre: Yea
Ralph Perkins: Yea

Voting Summary: Yea: 5, Nay: 0

To leave executive session. This motion, made by Myron Cottam and seconded by April LeFevre, Carried.

Voting Detail:

Curtis Barney: Yea
Jared Brems: Yea
Myron Cottam: Yea
April LeFevre: Yea
Ralph Perkins: Yea

Voting Summary: Yea: 5, Nay: 0

V.A. GCSD Rules for CLOSED MEETINGS

V.B. Discussion of the character, professional competence, or physical or mental health of an individual.

V.C. Discussion regarding deployment of security personnel, devices, or systems

V.D. Strategy to discuss pending or reasonably imminent litigation

V.E. Strategy sessions to discuss collective bargaining

V.F. Strategy to discuss the purchase, exchange or lease of real estate

V.G. Investigative proceedings regarding allegations
of criminal conduct

Board Secretary

Summary of Duration

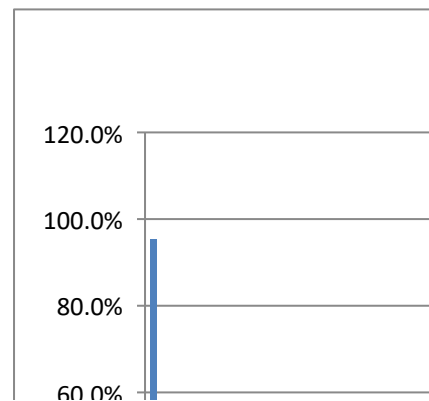
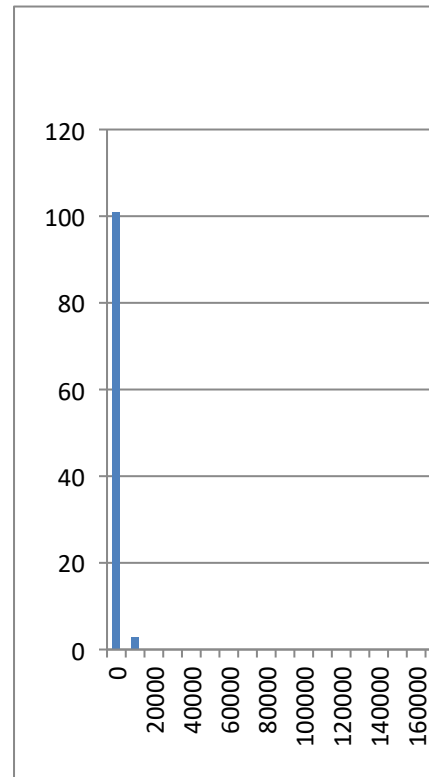
Continuous Summary

Sample Size	Median	Average	Confidence Standard	D Min	Max	Sum
106 of 106	623.5	13,193.72	-3,327.71	185,786.33	22.0	678,003.0

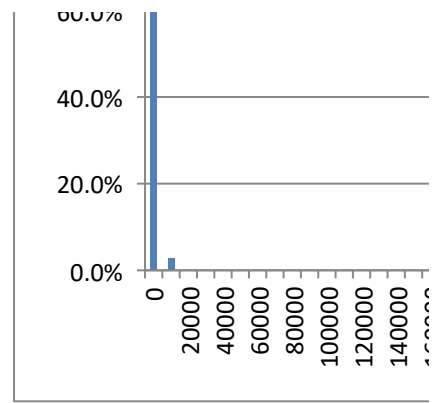
Percentile table

0th (Minimum)	1st	5th	10th	25th (Lower)	50th (Median)	75th (Upper)	90th	95th
22	27.1	41.5	115.5	456.8	623.5	1,014.8	4,201.5	6,457.8

Count of D		Percentage of Duration	
0	101	0	95.3%
10000	3	10000	2.8%
20000	0	20000	0.0%
30000	0	30000	0.0%
40000	0	40000	0.0%
50000	0	50000	0.0%
60000	0	60000	0.0%
70000	0	70000	0.0%
80000	0	80000	0.0%
90000	0	90000	0.0%
100000	0	100000	0.0%
110000	0	110000	0.0%
120000	0	120000	0.0%
130000	0	130000	0.0%
140000	0	140000	0.0%
150000	0	150000	0.0%
160000	0	160000	0.0%
170000	0	170000	0.0%
180000	0	180000	0.0%
190000	0	190000	0.0%
200000	0	200000	0.0%
210000	0	210000	0.0%
220000	0	220000	0.0%
230000	0	230000	0.0%
240000	0	240000	0.0%
250000	0	250000	0.0%
260000	0	260000	0.0%
270000	0	270000	0.0%
280000	0	280000	0.0%
290000	0	290000	0.0%
300000	0	300000	0.0%
310000	0	310000	0.0%

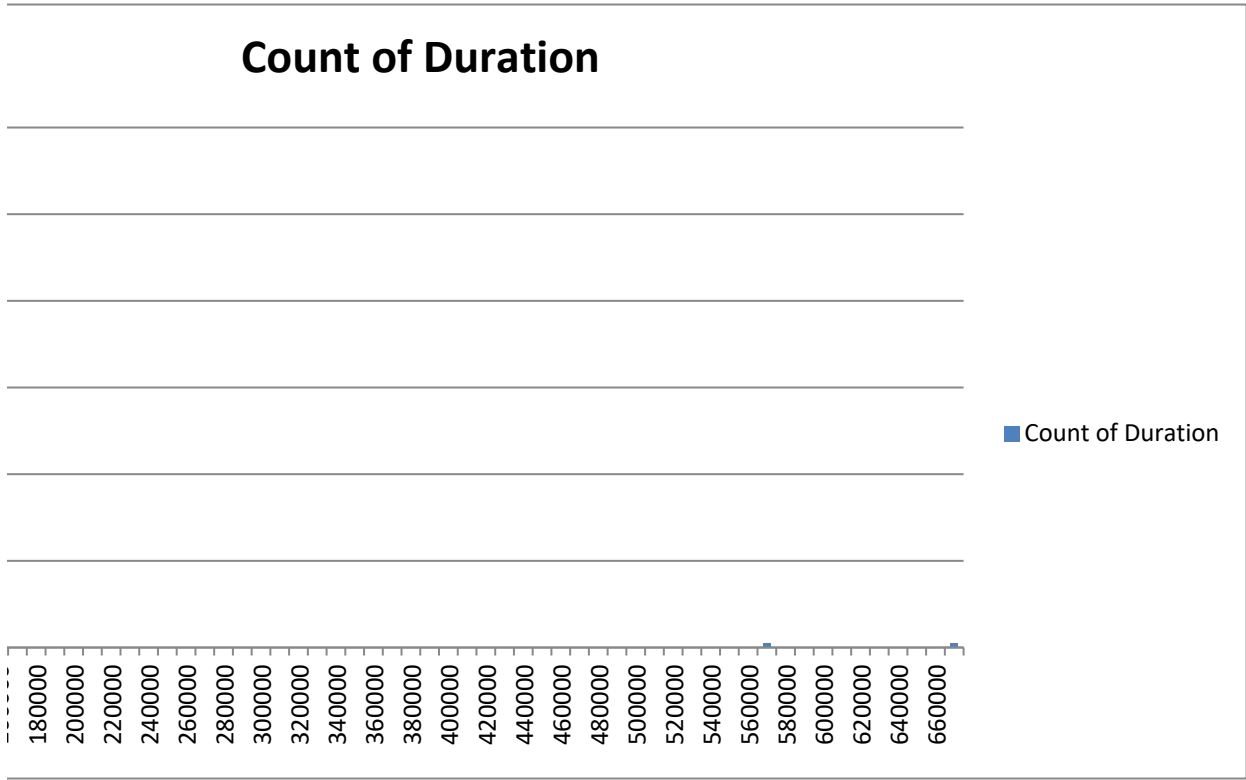


320000	0	320000	0.0%
330000	0	330000	0.0%
340000	0	340000	0.0%
350000	0	350000	0.0%
360000	0	360000	0.0%
370000	0	370000	0.0%
380000	0	380000	0.0%
390000	0	390000	0.0%
400000	0	400000	0.0%
410000	0	410000	0.0%
420000	0	420000	0.0%
430000	0	430000	0.0%
440000	0	440000	0.0%
450000	0	450000	0.0%
460000	0	460000	0.0%
470000	0	470000	0.0%
480000	0	480000	0.0%
490000	0	490000	0.0%
500000	0	500000	0.0%
510000	0	510000	0.0%
520000	0	520000	0.0%
530000	0	530000	0.0%
540000	0	540000	0.0%
550000	0	550000	0.0%
560000	0	560000	0.0%
570000	1	570000	0.9%
580000	0	580000	0.0%
590000	0	590000	0.0%
600000	0	600000	0.0%
610000	0	610000	0.0%
620000	0	620000	0.0%
630000	0	630000	0.0%
640000	0	640000	0.0%
650000	0	650000	0.0%
660000	0	660000	0.0%
670000	1	670000	0.9%




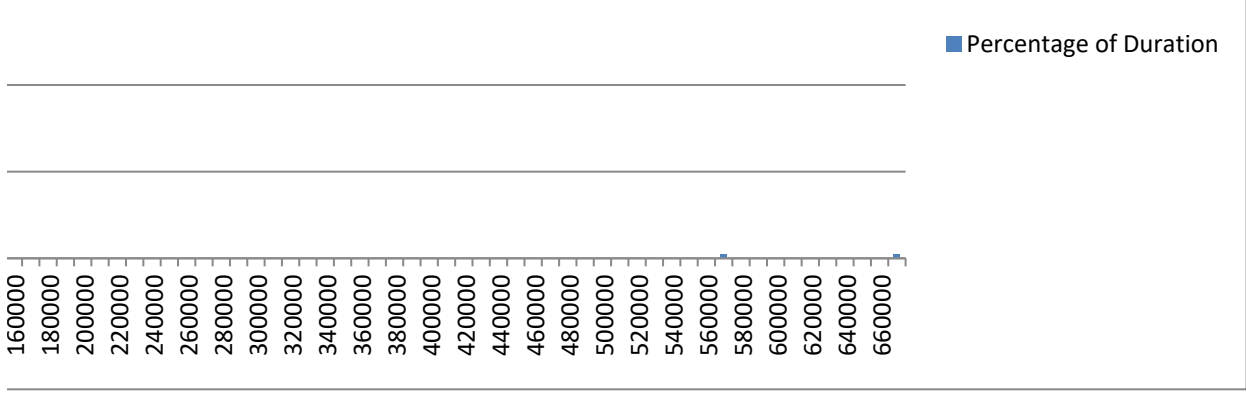
99th 100th (Maximum)
547,080.0 678,003

Count of Duration



Percentage of Duration





Summary of Finished

Categorical Summary


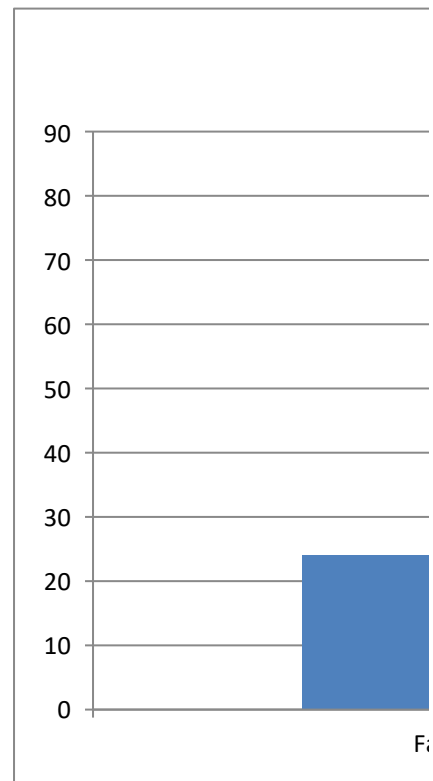
Sample Size Number of Distinct Categories

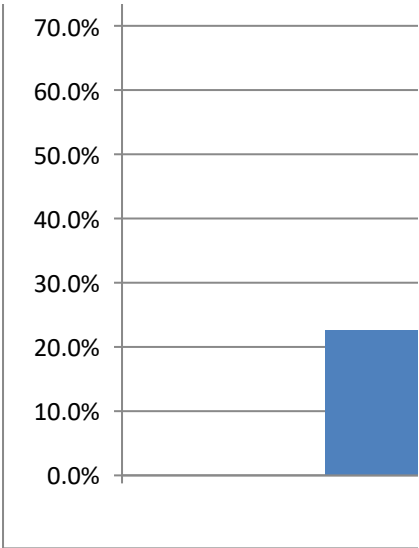
106 of 106 2

Finished	Count	Percent of	Confidence Interval (Percent of Data)
False	24	22.6%	15.7% to 31.5%
True	82	77.4%	68.5% to 84.3%

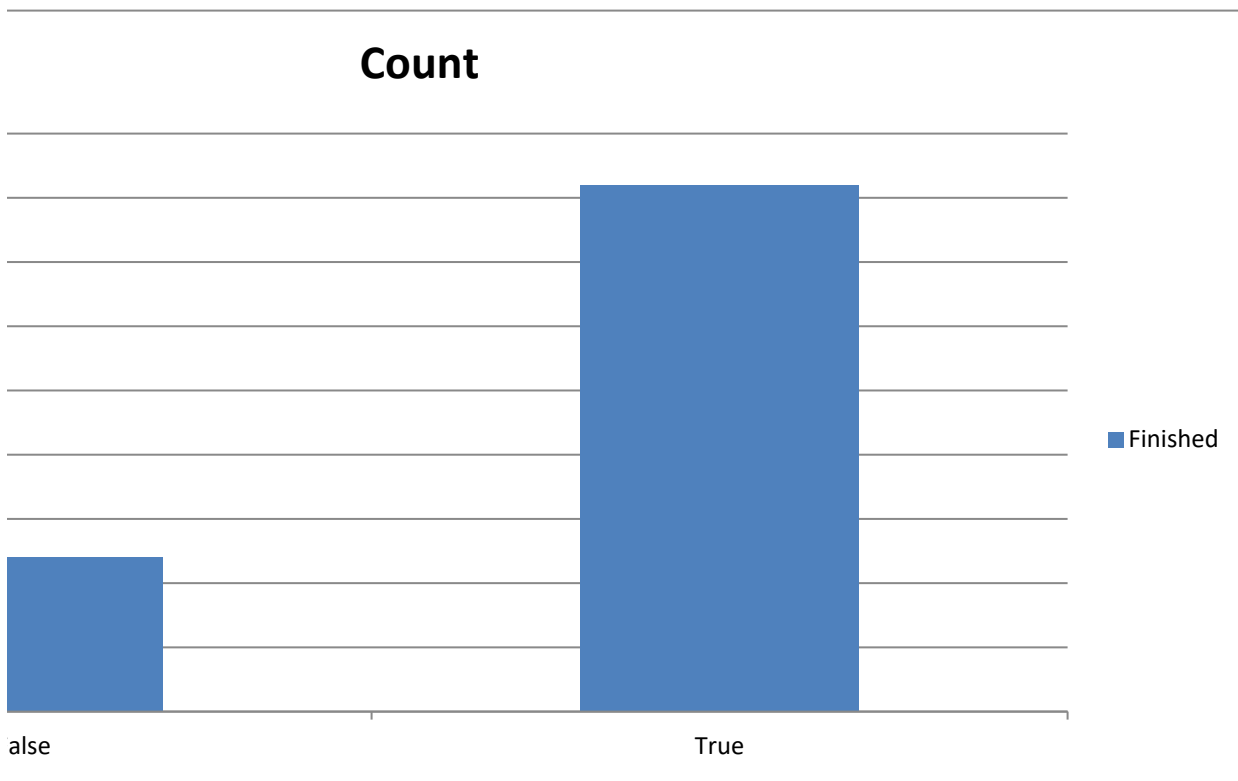
Select a chart and choose "Clustered Column", "100% Stacked Column", or "Pie" chart in Powerpoint or To create a correct "100% Stacked Column" chart, choose the chart then click "Switch Row/Column" (PC

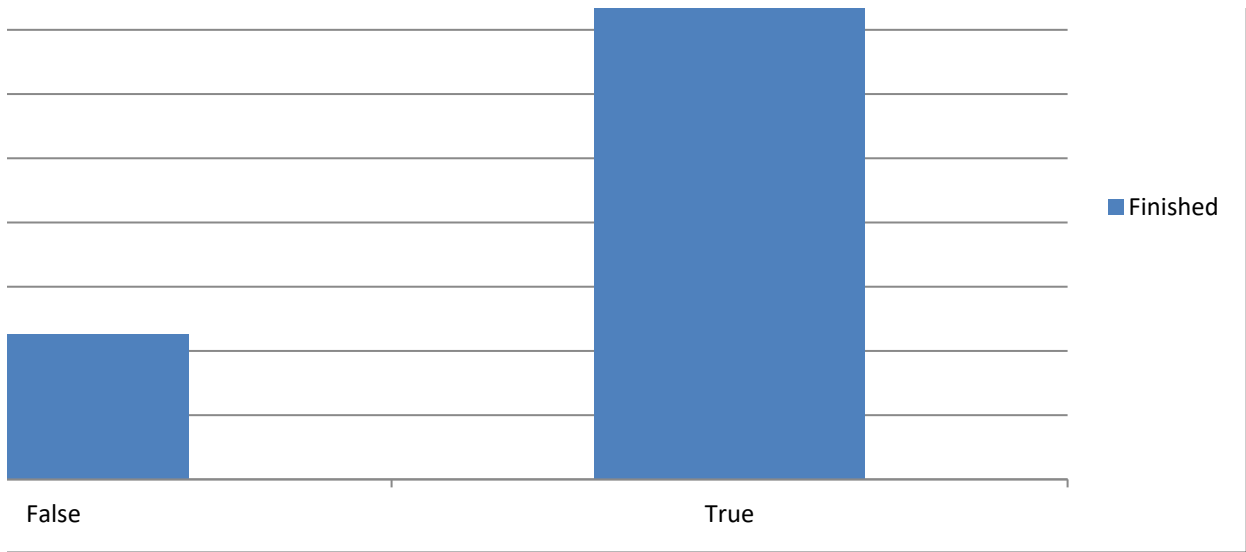
Count	Finished	Percent	Finished
False	24	False	22.6%
True	82	True	77.4%





· Excel, to change the chart type.
C) or "Switch Plot" (Mac) in the chart tools





Summary of You are

Categorical Summary

Sample Size
106 of 106

Number of Distinct Categories
5

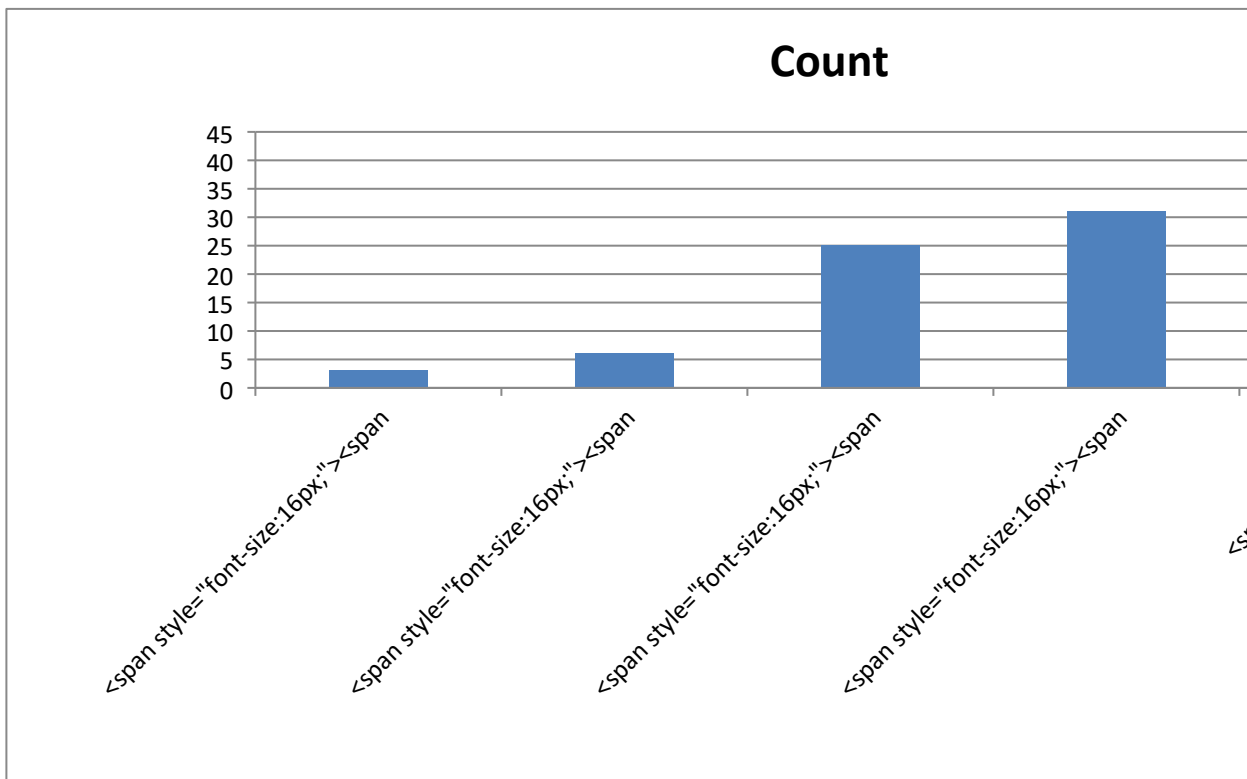
You are	Count	Percent of	Confidence Interval (Percent of Da
<span style="font-famil	3	2.8%	1.0% to 8.0%
<span style="font-famil	6	5.7%	2.6% to 11.8%
<span style="font-famil	25	23.6%	16.5% to 32.5%
<span style="font-famil	31	29.2%	21.4% to 38.5%
<	41	38.7%	30.0% to 48.2%

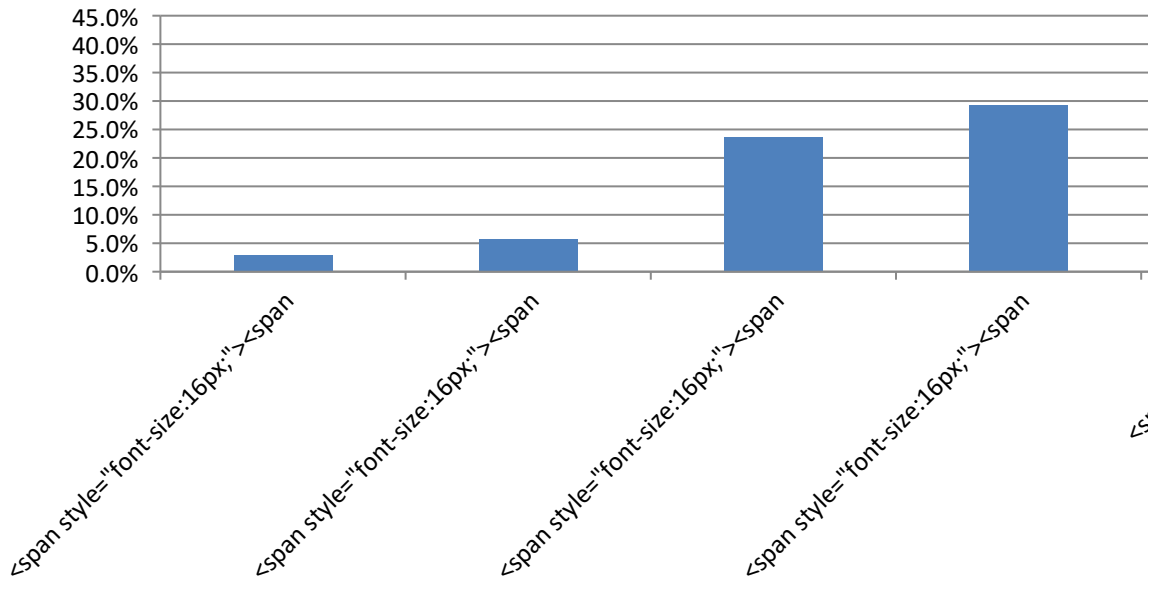
Select a chart and choose "Clustered Column", "100% Stacked Column", or "Pie" chart in Powerpoint or Excel, to
To create a correct "100% Stacked Column" chart, choose the chart then click "Switch Row/Column" (PC) or "Sw

Count	You are	Percent	You are
<span style="font-famil	3	<span style	2.8%
<span style="font-famil	6	<span style	5.7%
<span style="font-famil	25	<span style	23.6%
<span style="font-famil	31	<span style	29.2%
<	41	<span style	38.7%

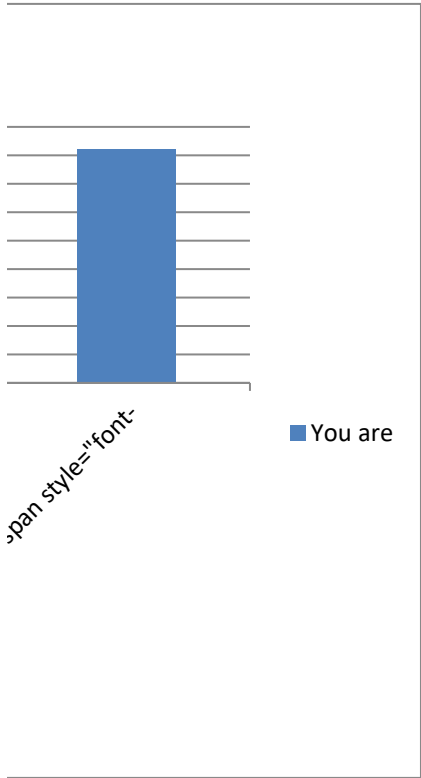
ita)

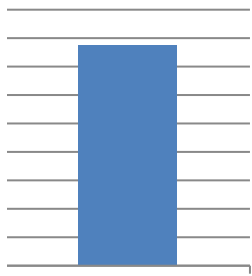
o change the chart type.
vitch Plot" (Mac) in the chart tools





45





span style="font-

■ You are

Summary of Are you female or male?

Categorical Summary

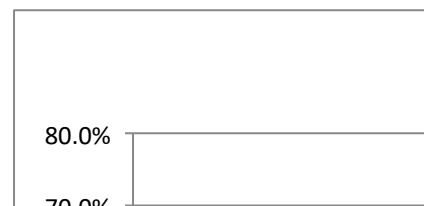
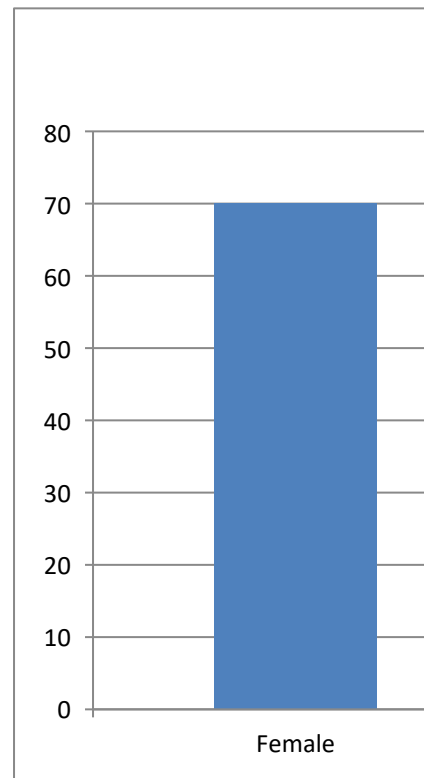
Sample Size Number of Distinct Categories

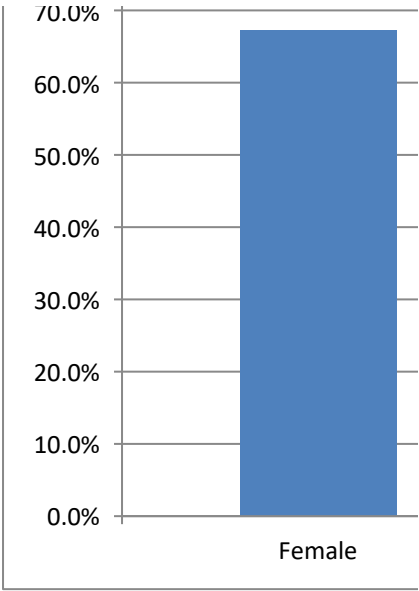
104 of 104 3

Are you fer	Count	Percent of	Confidence Interval (Percent of Data)
Female	70	67.3%	57.8% to 75.6%
Male	32	30.8%	22.7% to 40.2%
Prefer not t	2	1.9%	0.5% to 6.7%


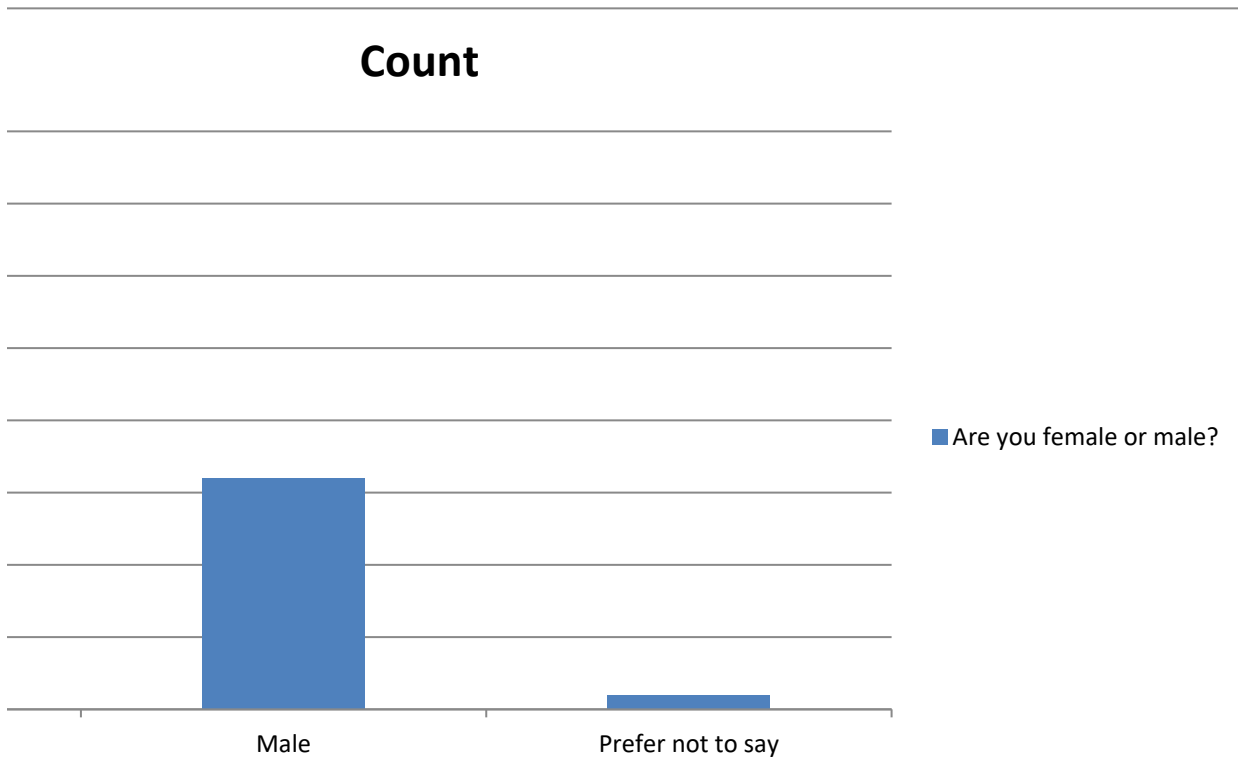
Select a chart and choose "Clustered Column", "100% Stacked Column", or "Pie" chart in Powerpoint or To create a correct "100% Stacked Column" chart, choose the chart then click "Switch Row/Column" (PC

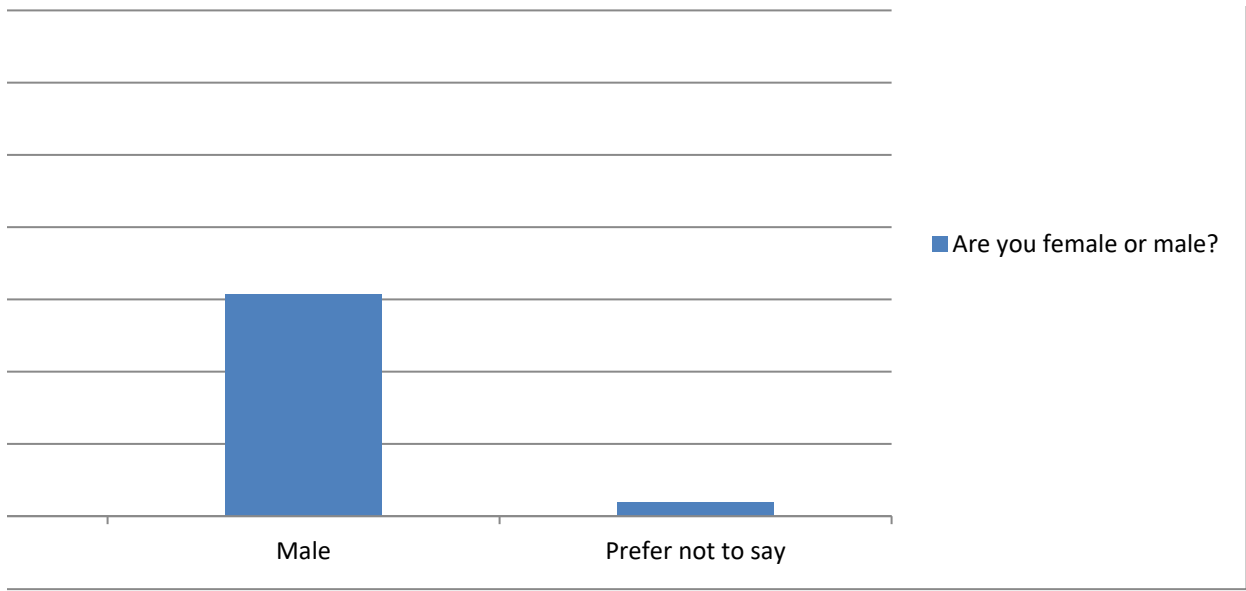
Count	Are you fer	Percent	Are you female or male?
Female	70	Female	67.3%
Male	32	Male	30.8%
Prefer not t	2	Prefer not t	1.9%





· Excel, to change the chart type.
C) or "Switch Plot" (Mac) in the chart tools





Summary of What is your race or ethnicity?

Categorical Summary


Sample Size Number of Distinct Categories

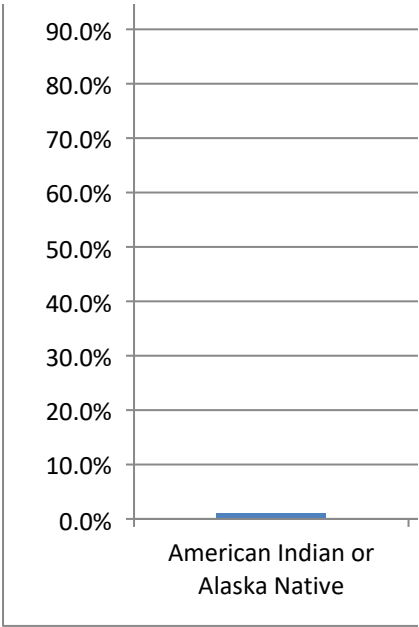
104 of 104 4

What is your	Count	Percent of	Confidence Interval (Percent of Data)
American Indian or Alaska Native	1	1.0%	0.2% to 5.2%
White	98	94.2%	88.0% to 97.3%
Hispanic or Latino	3	2.9%	1.0% to 8.1%
Multi-race	2	1.9%	0.5% to 6.7%


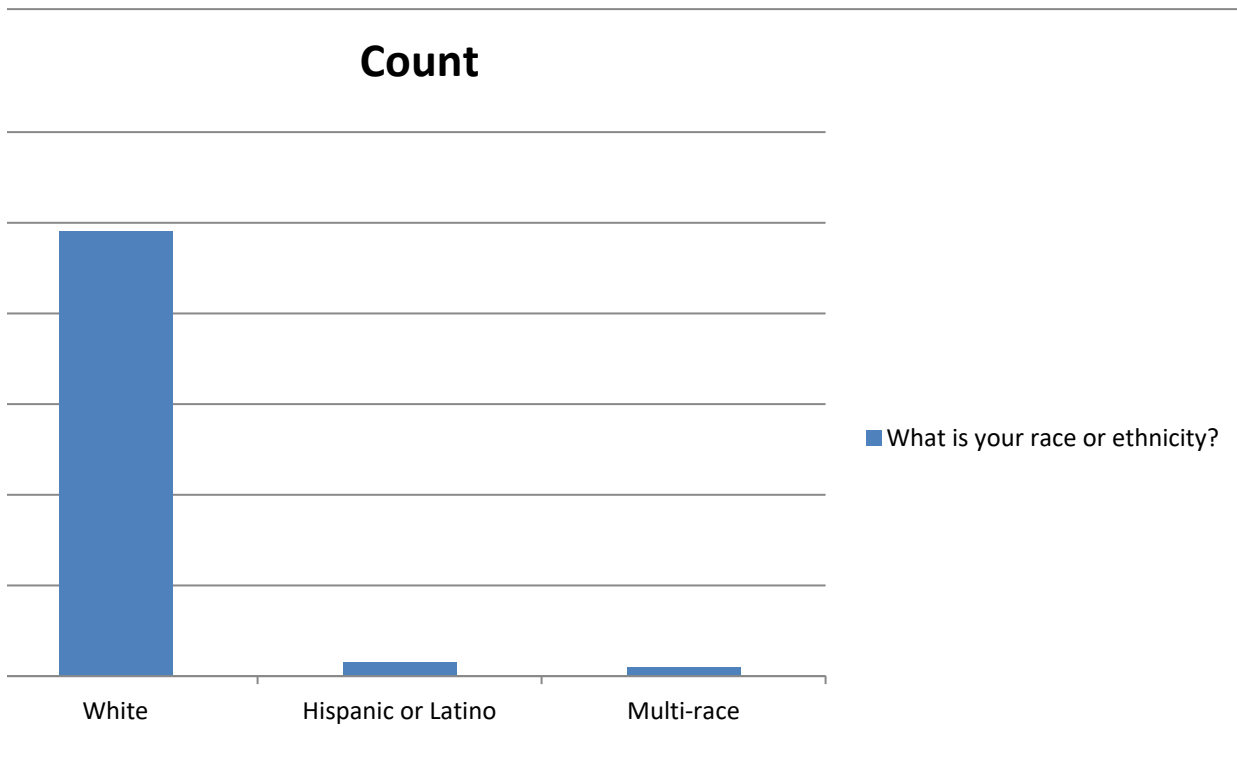
Select a chart and choose "Clustered Column", "100% Stacked Column", or "Pie" chart in Powerpoint or To create a correct "100% Stacked Column" chart, choose the chart then click "Switch Row/Column" (PC

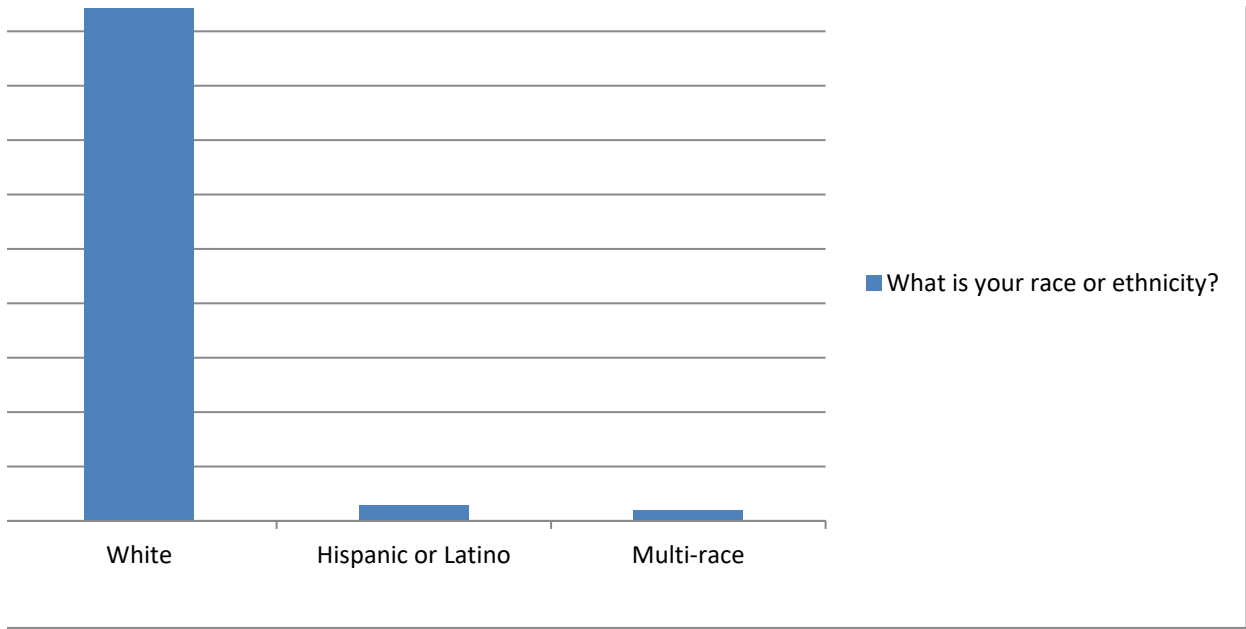
Count	What is your	Percent	What is your race or ethnicity?
American Indian or Alaska Native	1	American Indian or Alaska Native	1.0%
White	98	White	94.2%
Hispanic or Latino	3	Hispanic or Latino	2.9%
Multi-race	2	Multi-race	1.9%





· Excel, to change the chart type.
C) or "Switch Plot" (Mac) in the chart tools





Summary of This school provides instructional materials (e.g. textbooks, handouts) that reflect students

Categorical Summary

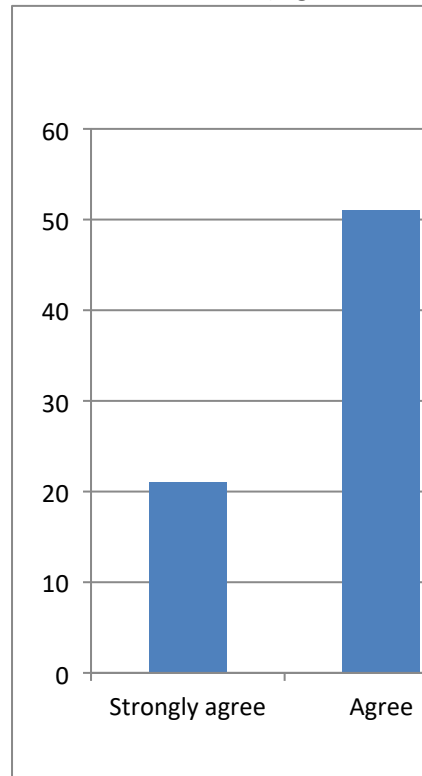
Sample Size Number of Distinct Categories

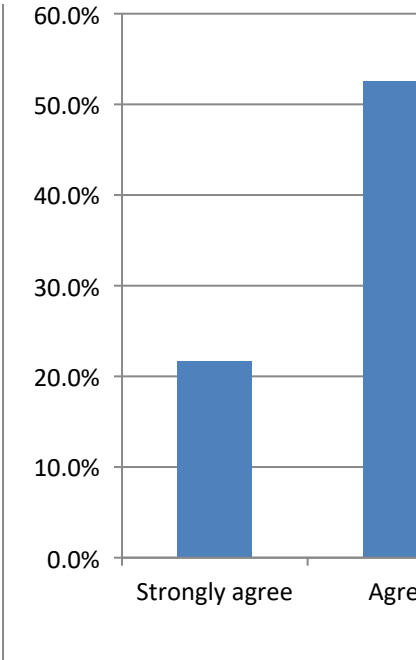
97 of 97 5

This school	Count	Percent of	Confidence Interval (Percent of Data)
Strongly ag	21	21.6%	14.6% to 30.8%
Agree	51	52.6%	42.7% to 62.2%
Disagree	6	6.2%	2.9% to 12.8%
Strongly di:	4	4.1%	1.6% to 10.1%
I don't know	15	15.5%	9.6% to 24.0%

Select a chart and choose "Clustered Column", "100% Stacked Column", or "Pie" chart in Powerpoint or To create a correct "100% Stacked Column" chart, choose the chart then click "Switch Row/Column" (PC

Count	This school	Percent	This school provides instructional materials (e.g. textbook
Strongly ag	21	Strongly ag	21.6%
Agree	51	Agree	52.6%
Disagree	6	Disagree	6.2%
Strongly di:	4	Strongly di:	4.1%
I don't know	15	I don't know	15.5%

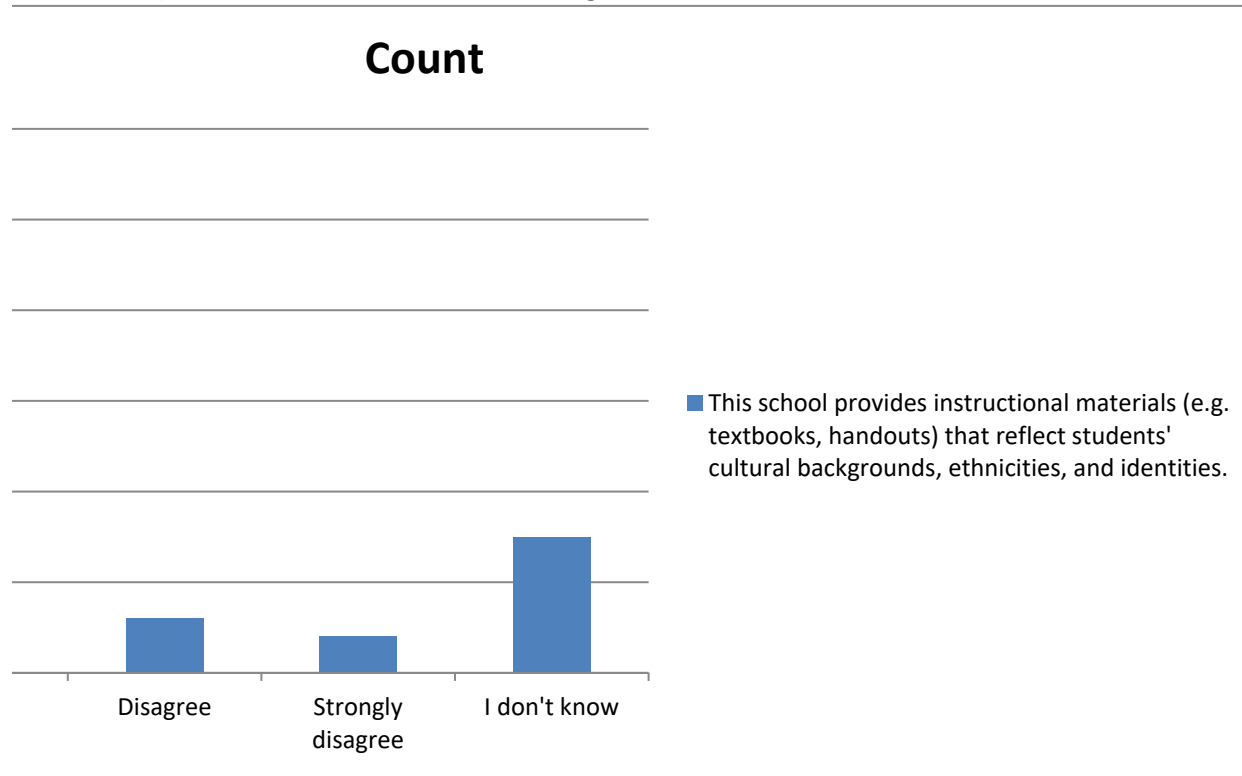


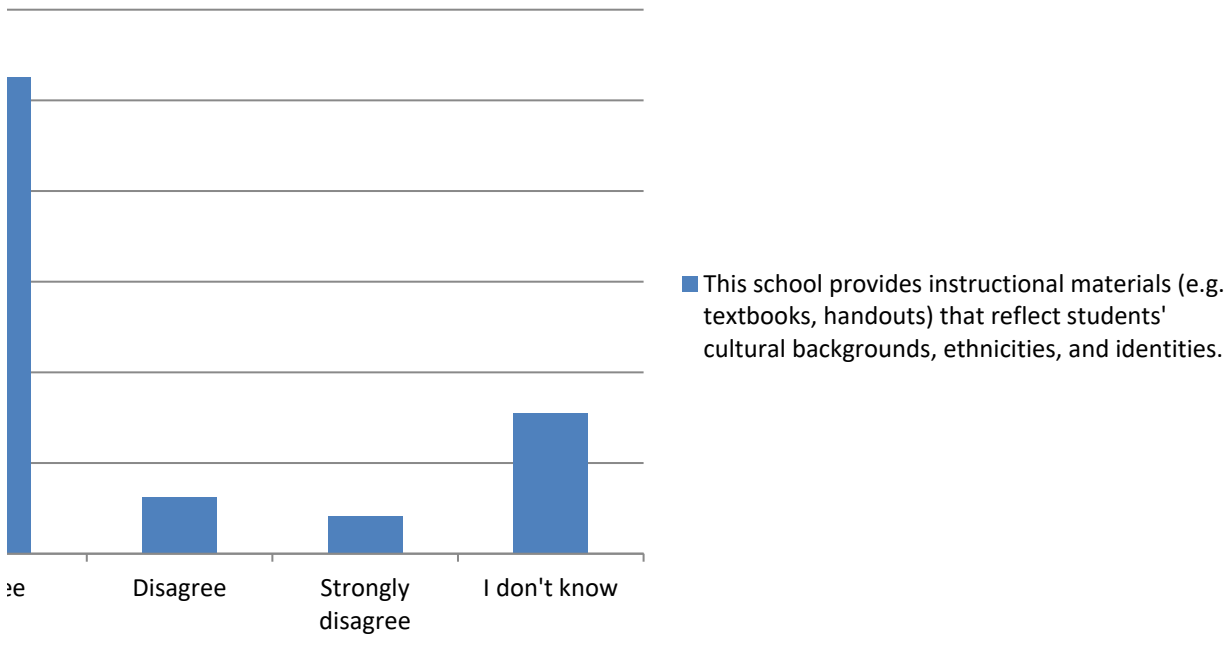


s' cultural backgrounds, ethnicities, and identities.

· Excel, to change the chart type.
C) or "Switch Plot" (Mac) in the chart tools

cs, handouts) that reflect students' cultural backgrounds, ethnicities, and identities.





Summary of This school emphasizes showing respect for all students' cultural beliefs and practices.

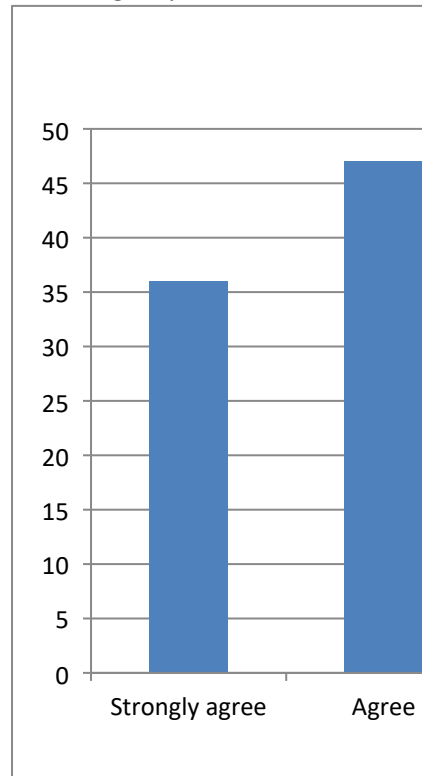
Categorical Summary

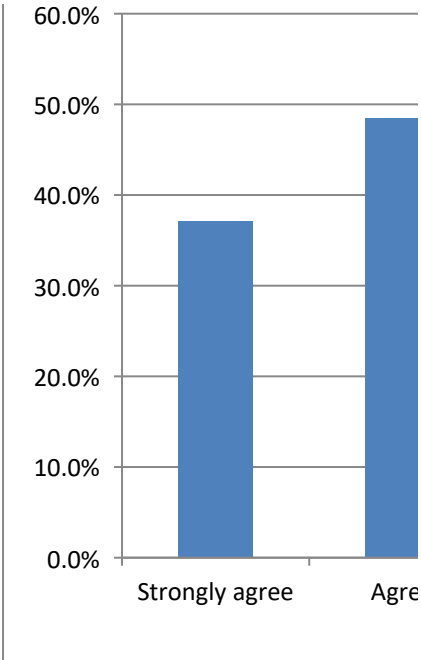
Sample Size Number of Distinct Categories
 97 of 97 5

This school	Count	Percent of	Confidence Interval (Percent of Data)
Strongly ag	36	37.1%	28.2% to 47.0%
Agree	47	48.5%	38.8% to 58.3%
Disagree	9	9.3%	5.0% to 16.7%
Strongly di:	3	3.1%	1.1% to 8.7%
I don't kno	2	2.1%	0.6% to 7.2%

Select a chart and choose "Clustered Column", "100% Stacked Column", or "Pie" chart in Powerpoint or To create a correct "100% Stacked Column" chart, choose the chart then click "Switch Row/Column" (PC

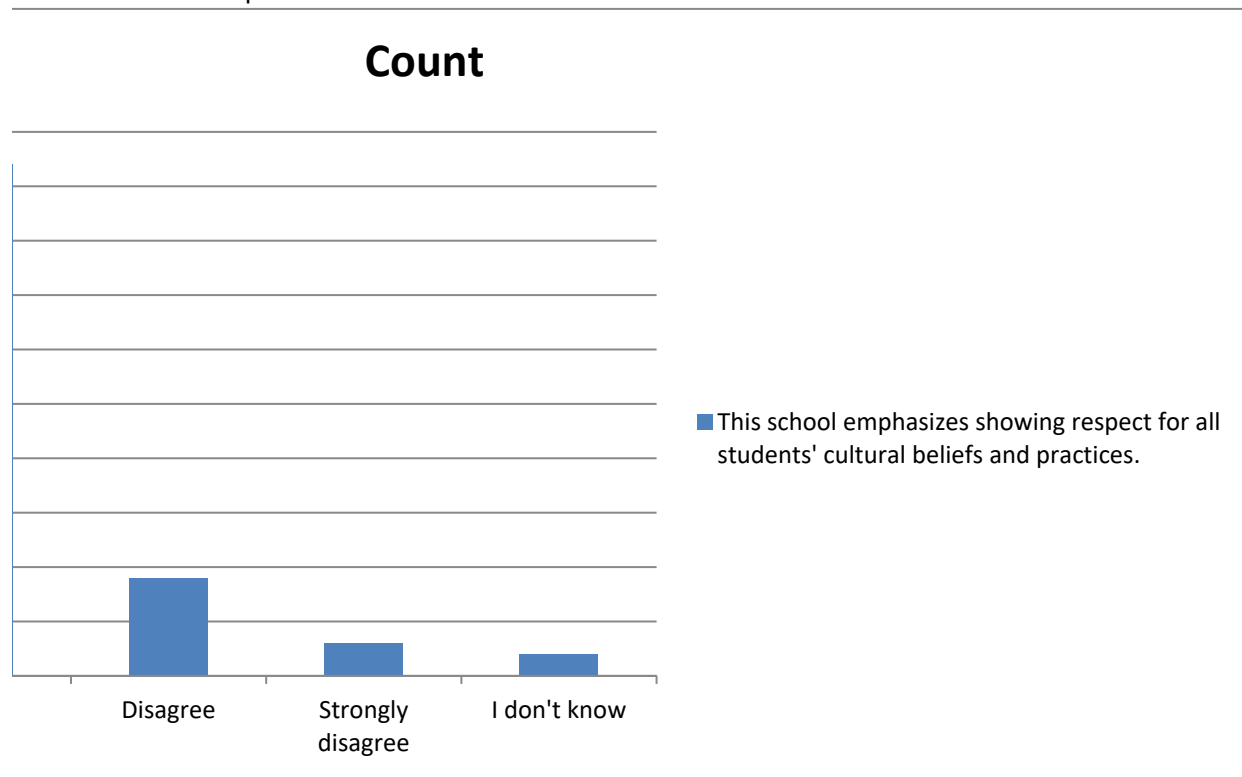
Count	This school	Percent	This school emphasizes showing respect for all students' c
Strongly ag	36	Strongly ag 37.1%	
Agree	47	Agree 48.5%	
Disagree	9	Disagree 9.3%	
Strongly di:	3	Strongly di: 3.1%	
I don't kno	2	I don't kno 2.1%	

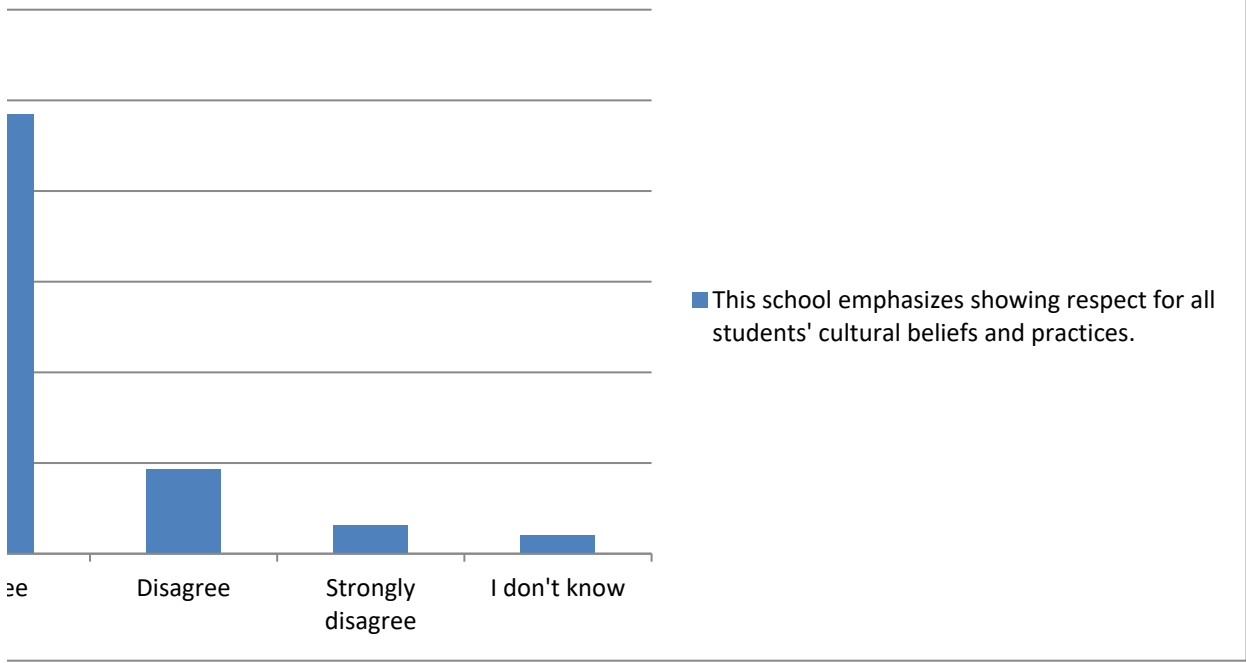




· Excel, to change the chart type.
C) or "Switch Plot" (Mac) in the chart tools

cultural beliefs and practices.





Summary of Staff do a good job helping parents support their children's learning at home.

Categorical Summary

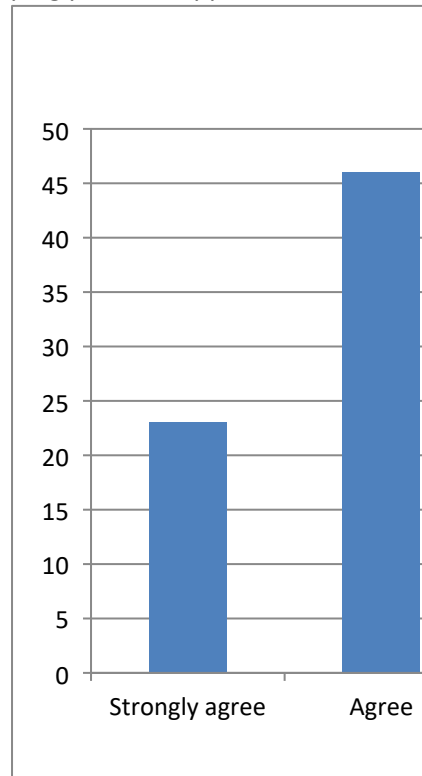
Sample Size Number of Distinct Categories

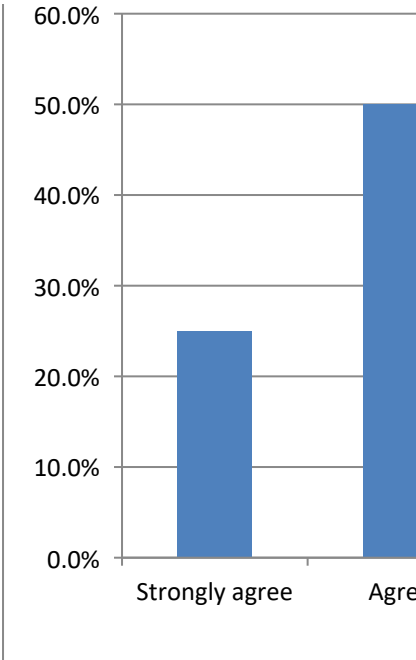
92 of 92 5

Staff do a g	Count	Percent of	Confidence Interval (Percent of Data)
Strongly ag	23	25.0%	17.3% to 34.7%
Agree	46	50.0%	40.0% to 60.0%
Disagree	10	10.9%	6.0% to 18.9%
Strongly di:	5	5.4%	2.3% to 12.1%
I don't know	8	8.7%	4.5% to 16.2%

Select a chart and choose "Clustered Column", "100% Stacked Column", or "Pie" chart in Powerpoint or To create a correct "100% Stacked Column" chart, choose the chart then click "Switch Row/Column" (PC

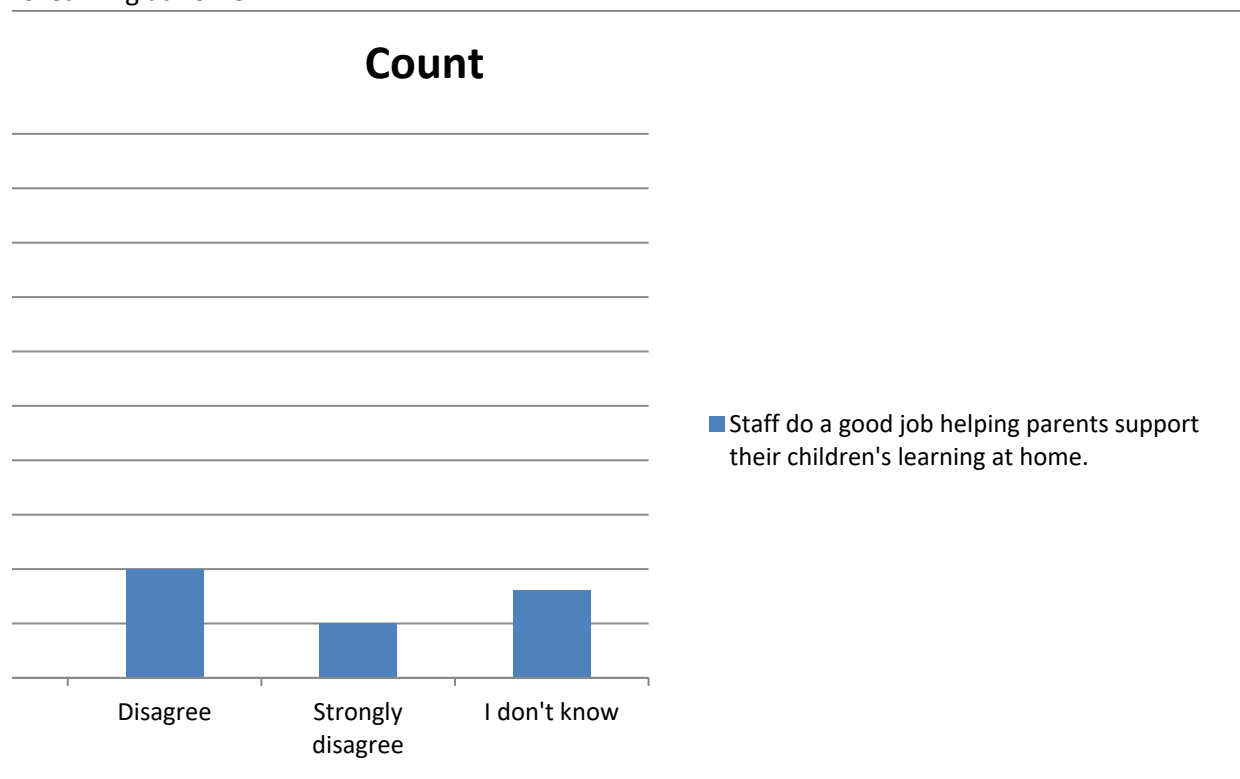
Count	Staff do a g	Percent	Staff do a good job helping parents support their children
Strongly ag	23	Strongly ag	25.0%
Agree	46	Agree	50.0%
Disagree	10	Disagree	10.9%
Strongly di:	5	Strongly di:	5.4%
I don't know	8	I don't know	8.7%

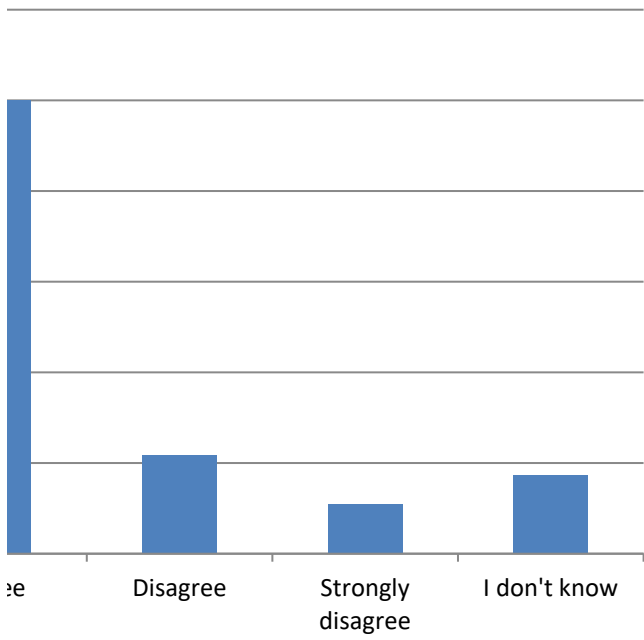




· Excel, to change the chart type.
C) or "Switch Plot" (Mac) in the chart tools

i's learning at home.





■ Staff do a good job helping parents support their children's learning at home.

Summary of Staff members make an effort to contact parents when their student has made improve

Categorical Summary

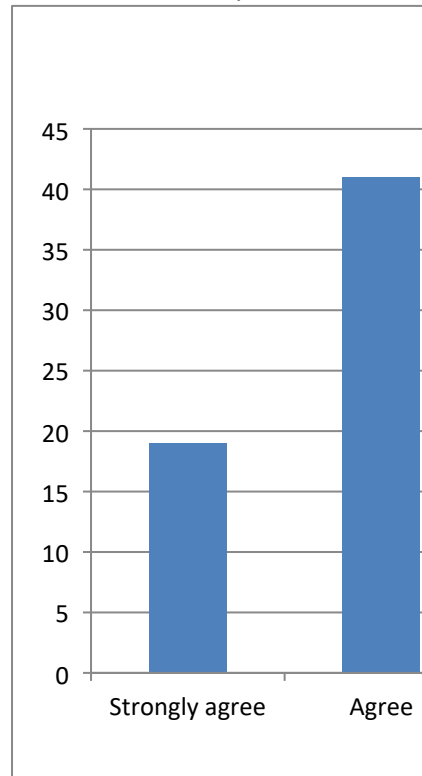
Sample Size Number of Distinct Categories

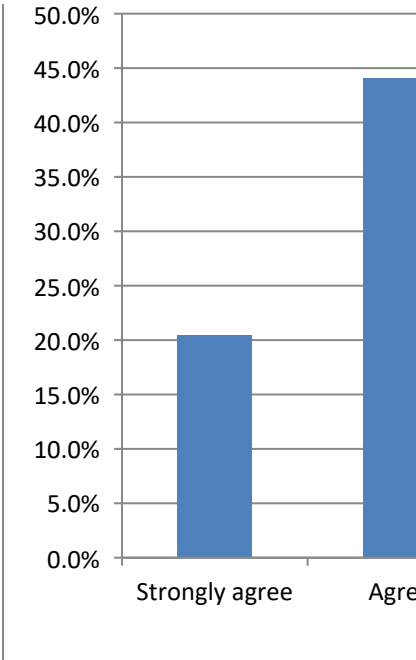
93 of 93 5

Staff memk	Count	Percent of	Confidence Interval (Percent of Data)
Strongly ag	19	20.4%	13.5% to 29.7%
Agree	41	44.1%	34.4% to 54.2%
Disagree	18	19.4%	12.6% to 28.5%
Strongly di:	6	6.5%	3.0% to 13.4%
I don't know	9	9.7%	5.2% to 17.4%

Select a chart and choose "Clustered Column", "100% Stacked Column", or "Pie" chart in Powerpoint or To create a correct "100% Stacked Column" chart, choose the chart then click "Switch Row/Column" (PC

Count	Staff memk	Percent	Staff members make an effort to contact parents when th
Strongly ag	19	Strongly ag 20.4%	
Agree	41	Agree 44.1%	
Disagree	18	Disagree 19.4%	
Strongly di:	6	Strongly di: 6.5%	
I don't know	9	I don't know 9.7%	

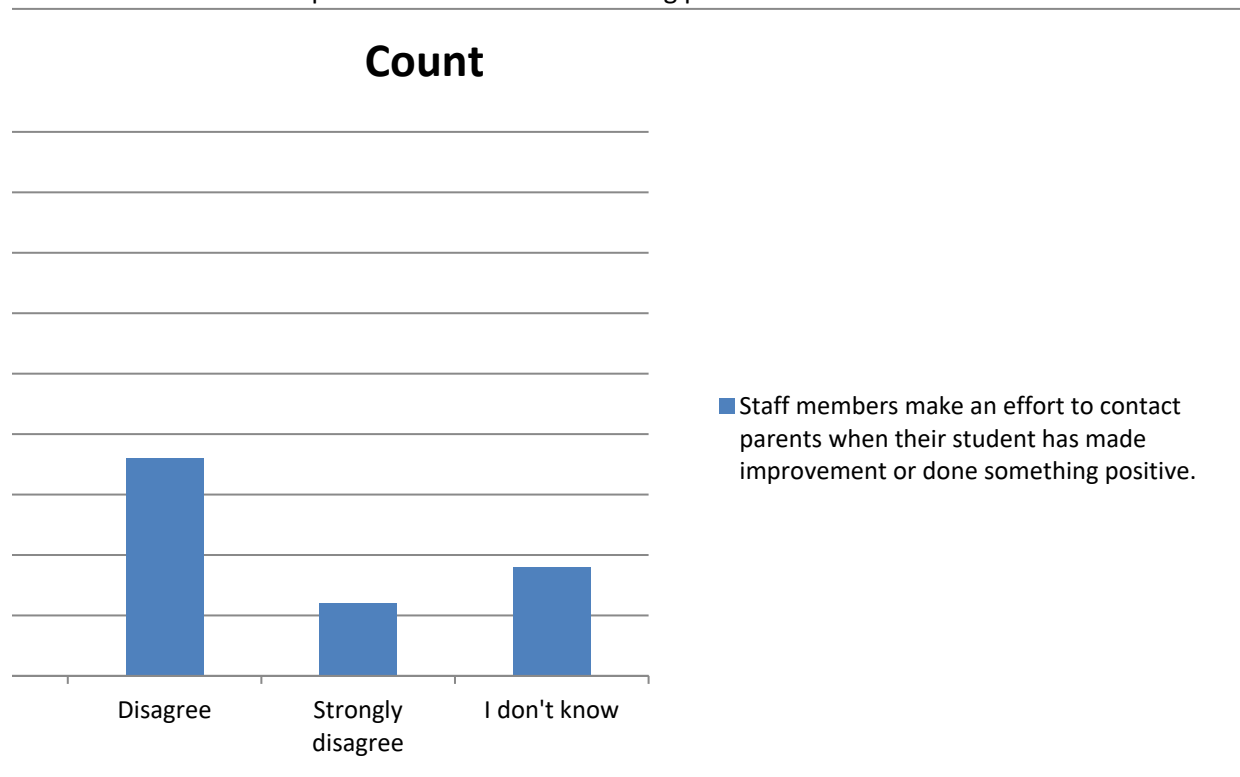


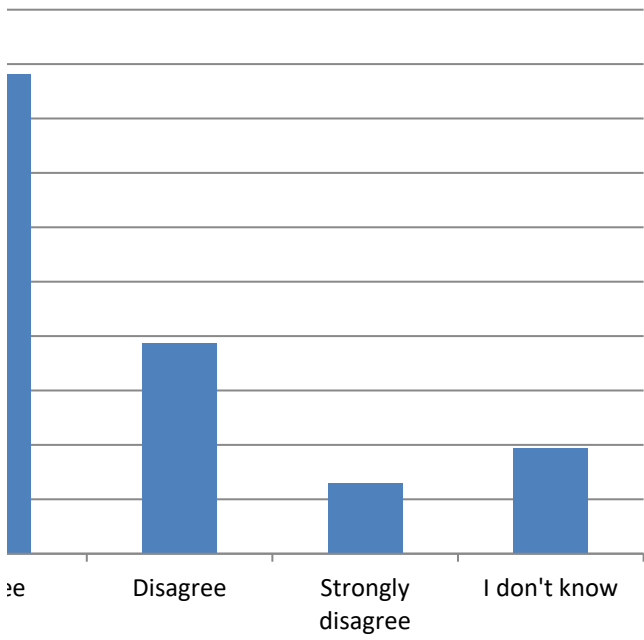


ent or done something positive.

· Excel, to change the chart type.
C) or "Switch Plot" (Mac) in the chart tools

their student has made improvement or done something positive.





■ Staff members make an effort to contact parents when their student has made improvement or done something positive.

Summary of This school communicates with parents in a timely and ongoing basis.

Categorical Summary

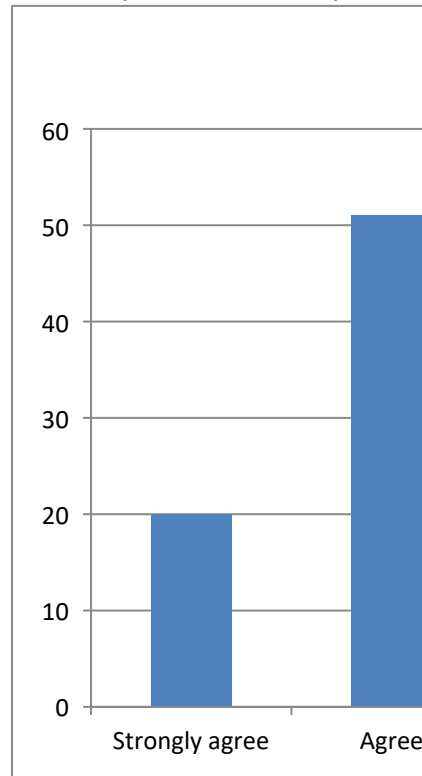
Sample Size Number of Distinct Categories

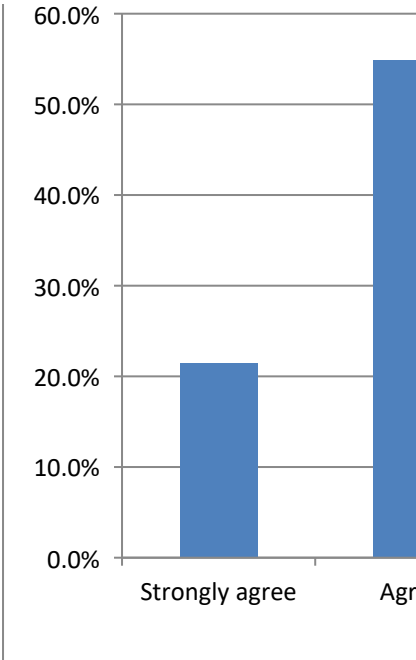
93 of 93 5

This school	Count	Percent of	Confidence Interval (Percent of Data)
Strongly ag	20	21.5%	14.4% to 30.9%
Agree	51	54.8%	44.7% to 64.6%
Disagree	11	11.8%	6.7% to 19.9%
Strongly di:	7	7.5%	3.7% to 14.7%
I don't know	4	4.3%	1.7% to 10.5%

Select a chart and choose "Clustered Column", "100% Stacked Column", or "Pie" chart in Powerpoint or To create a correct "100% Stacked Column" chart, choose the chart then click "Switch Row/Column" (PC

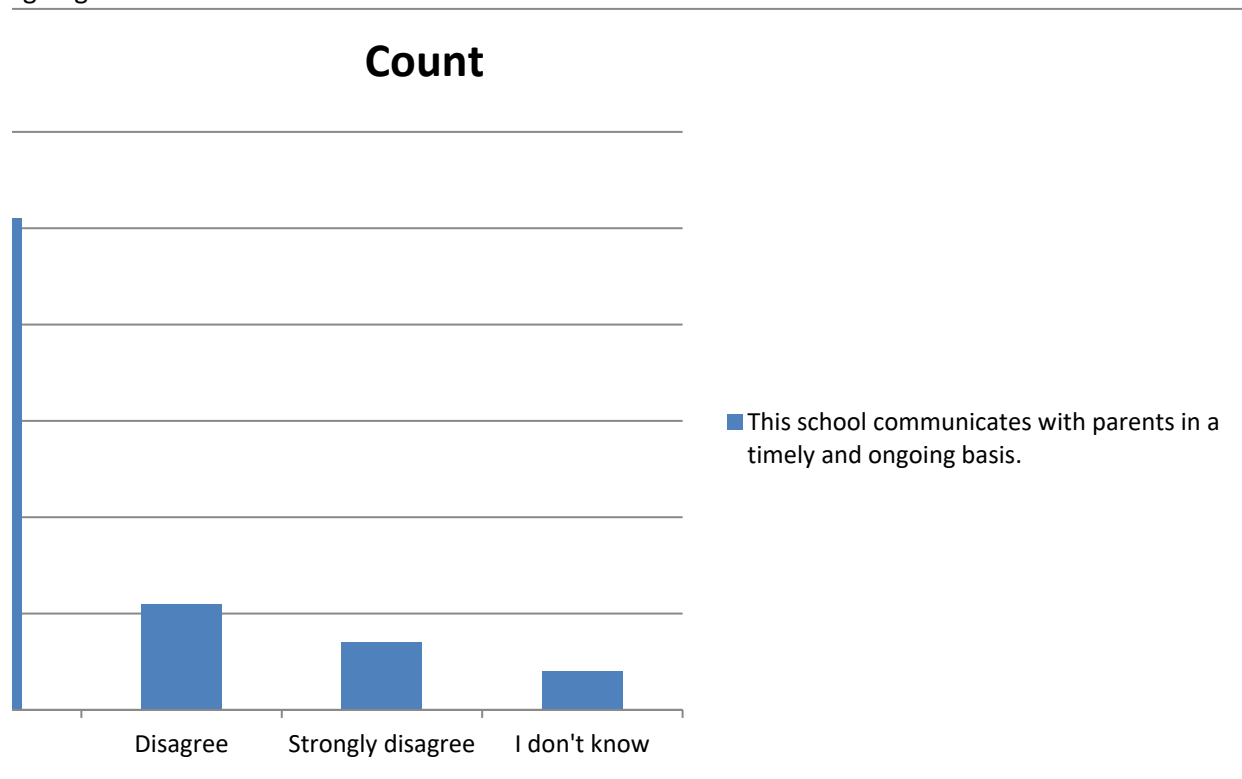
Count	This school	Percent	This school communicates with parents in a timely and or
Strongly ag	20	Strongly ag	21.5%
Agree	51	Agree	54.8%
Disagree	11	Disagree	11.8%
Strongly di:	7	Strongly di:	7.5%
I don't know	4	I don't know	4.3%

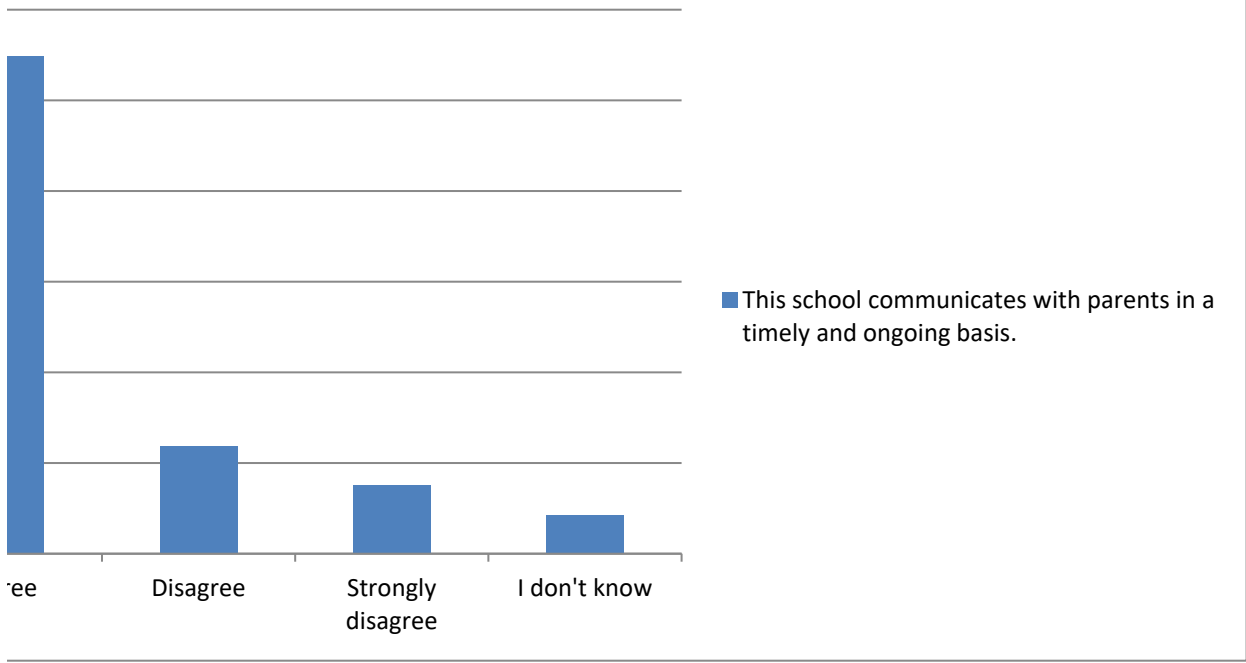




· Excel, to change the chart type.
C) or "Switch Plot" (Mac) in the chart tools

ngoing basis.





Summary of Discipline is fair.

Categorical Summary

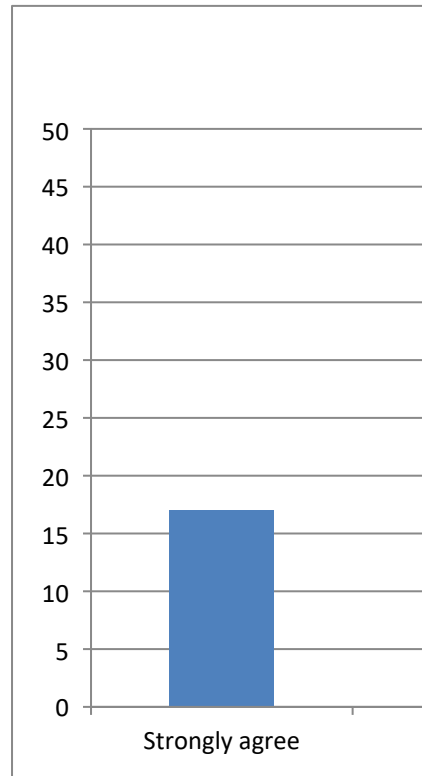
Sample Size Number of Distinct Categories

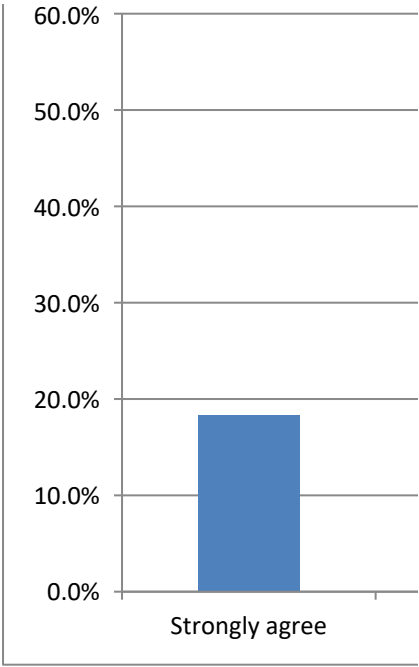
93 of 93 5

Discipline is:	Count	Percent of	Confidence Interval (Percent of Data)
Strongly ag	17	18.3%	11.7% to 27.3%
Agree	47	50.5%	40.6% to 60.5%
Disagree	10	10.8%	5.9% to 18.7%
Strongly di:	8	8.6%	4.4% to 16.1%
I don't know	11	11.8%	6.7% to 19.9%

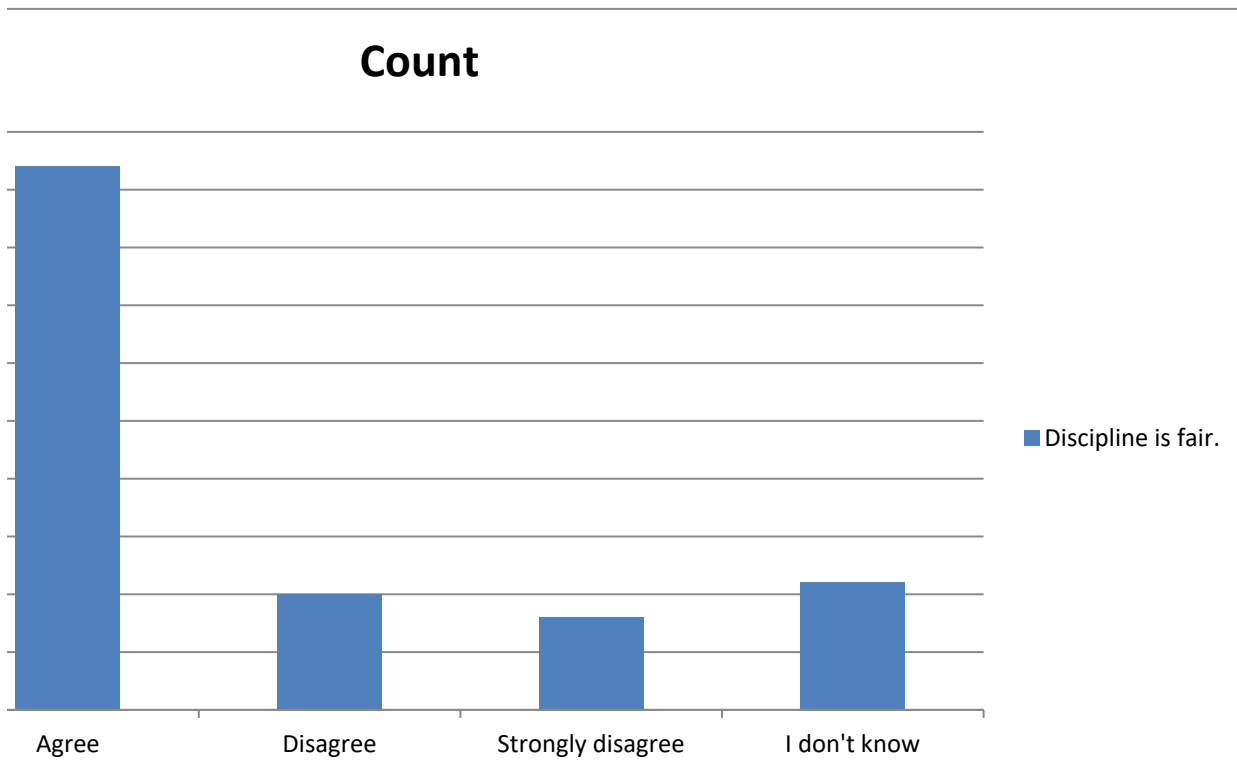
Select a chart and choose "Clustered Column", "100% Stacked Column", or "Pie" chart in Powerpoint or To create a correct "100% Stacked Column" chart, choose the chart then click "Switch Row/Column" (PC

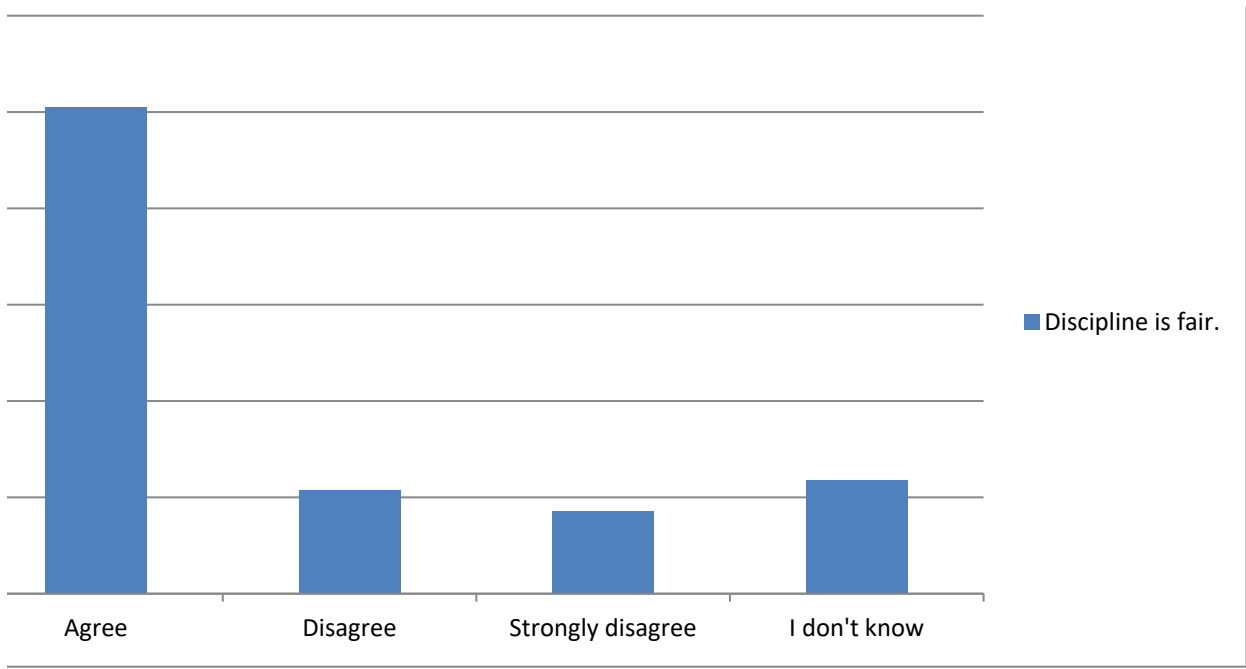
Count	Discipline is:	Percent	Discipline is fair.
Strongly ag	17	Strongly ag	18.3%
Agree	47	Agree	50.5%
Disagree	10	Disagree	10.8%
Strongly di:	8	Strongly di:	8.6%
I don't know	11	I don't know	11.8%





· Excel, to change the chart type.
C) or "Switch Plot" (Mac) in the chart tools





Summary of The following types of problems occur often at this school:

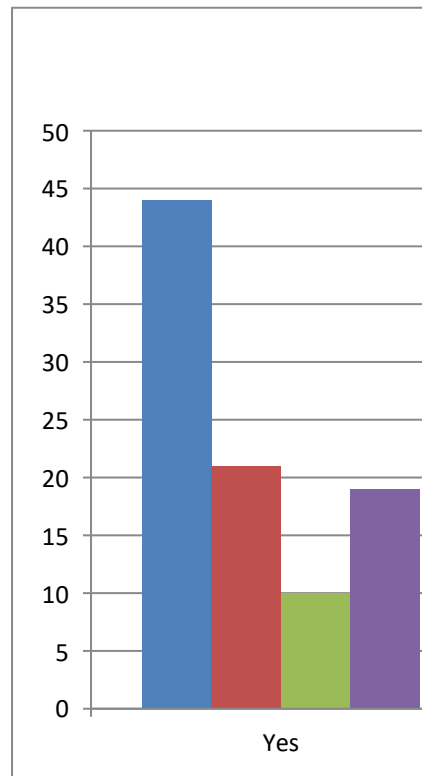
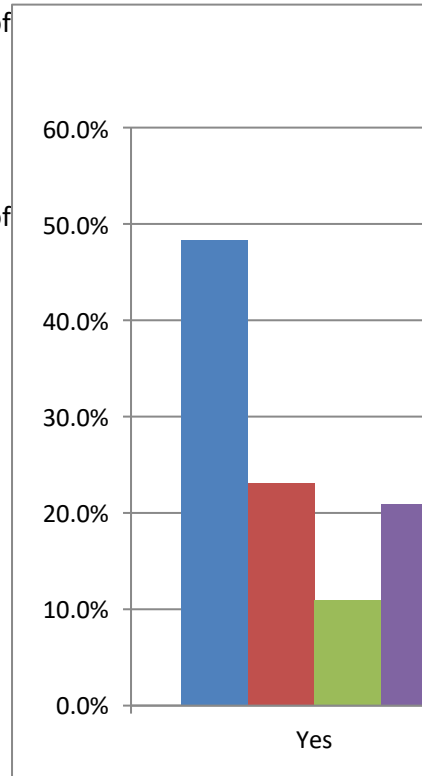
Select a chart and choose "Clustered Column", "100% Stacked Column", or "Pie" chart in Powerpoint or

Col %

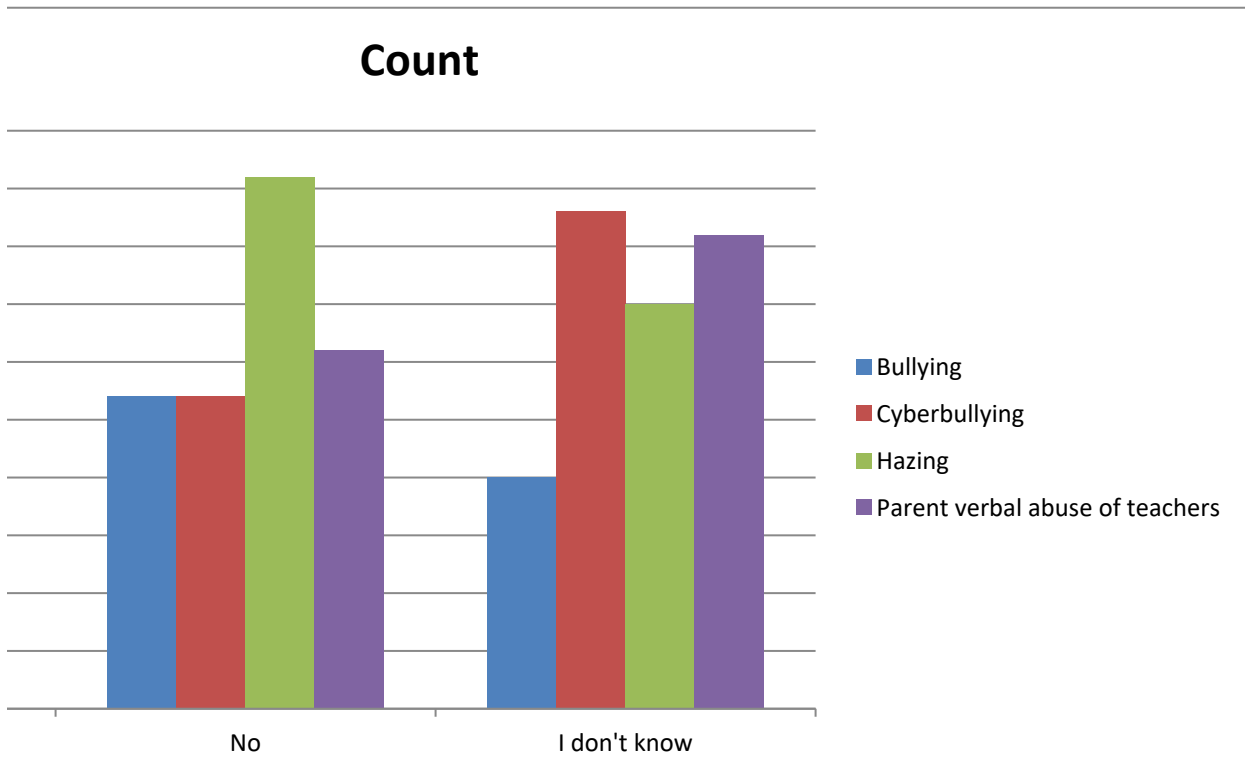
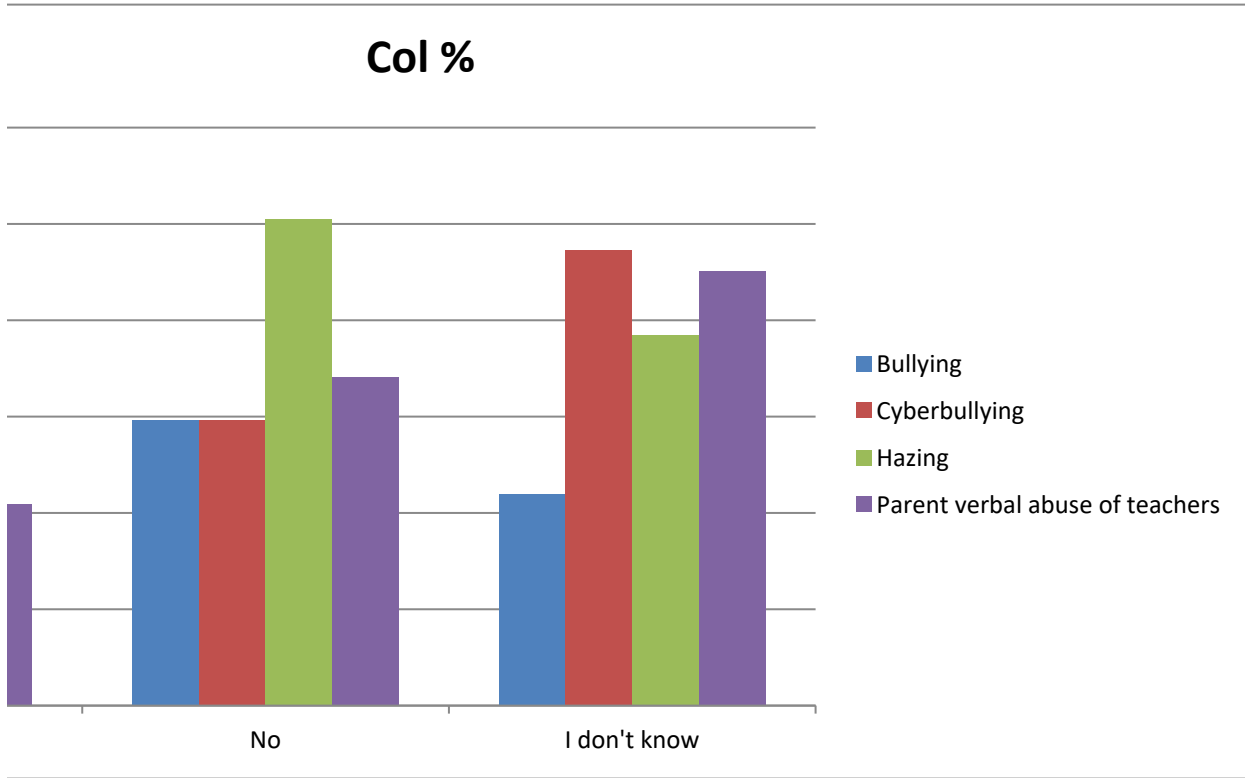
	Bullying	Cyberbullyi Hazing	Parent verbal abuse of	
Yes	48.4%	23.1%	11.0%	20.9%
No	29.7%	29.7%	50.5%	34.1%
I don't know	22.0%	47.3%	38.5%	45.1%

Count

	Bullying	Cyberbullyi Hazing	Parent verbal abuse of	
Yes	44	21	10	19
No	27	27	46	31
I don't know	20	43	35	41



· Excel, to change the chart type.



Summary of The following types of problems occur often at this school:

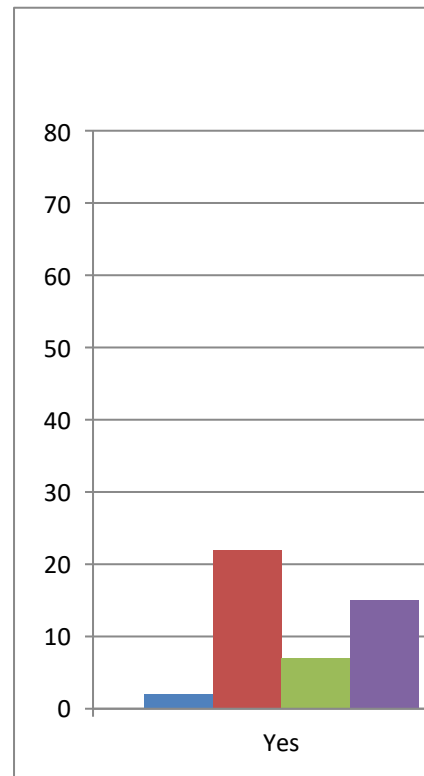
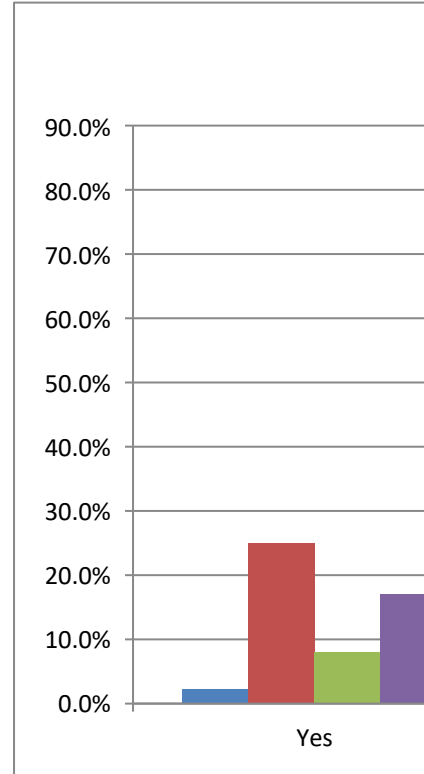
Select a chart and choose "Clustered Column", "100% Stacked Column", or "Pie" chart in Powerpoint or

Col %

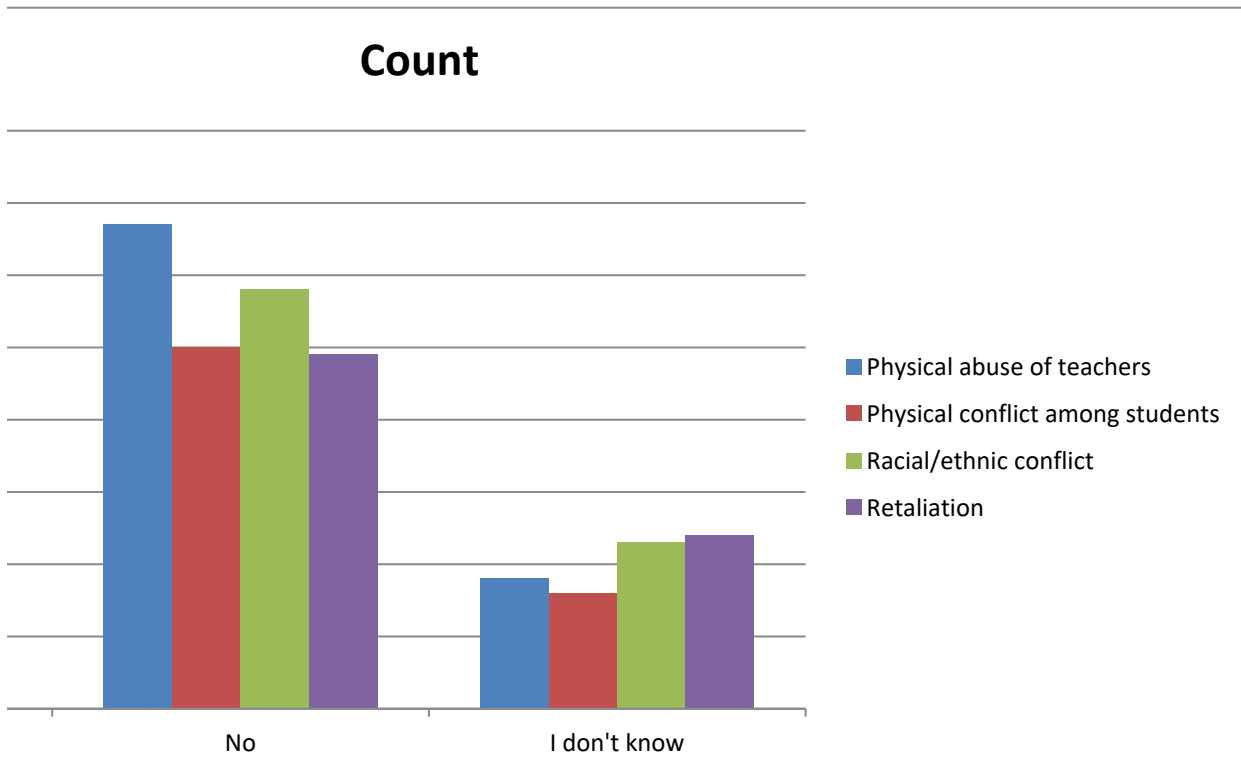
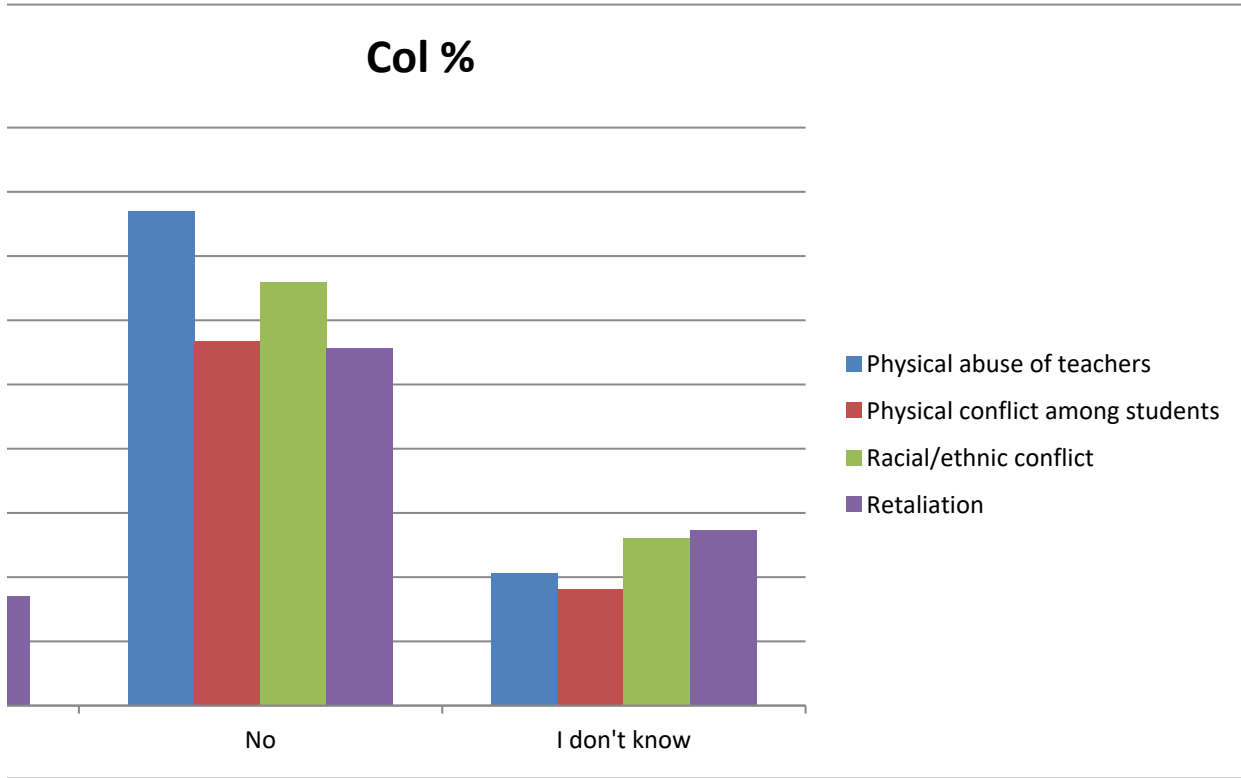
	Physical ab	Physical co	Racial/ethr	Retaliation
Yes	2.3%	25.0%	8.0%	17.0%
No	77.0%	56.8%	65.9%	55.7%
I don't know	20.7%	18.2%	26.1%	27.3%

Count

	Physical ab	Physical co	Racial/ethr	Retaliation
Yes	2	22	7	15
No	67	50	58	49
I don't know	18	16	23	24



· Excel, to change the chart type.



Summary of The following types of problems occur often at this school:

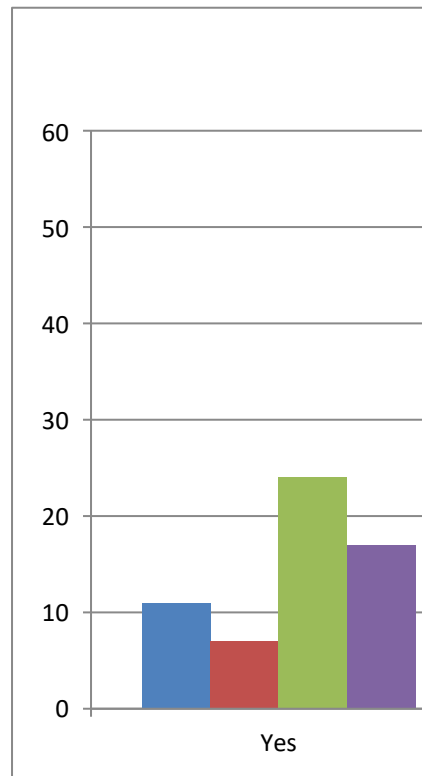
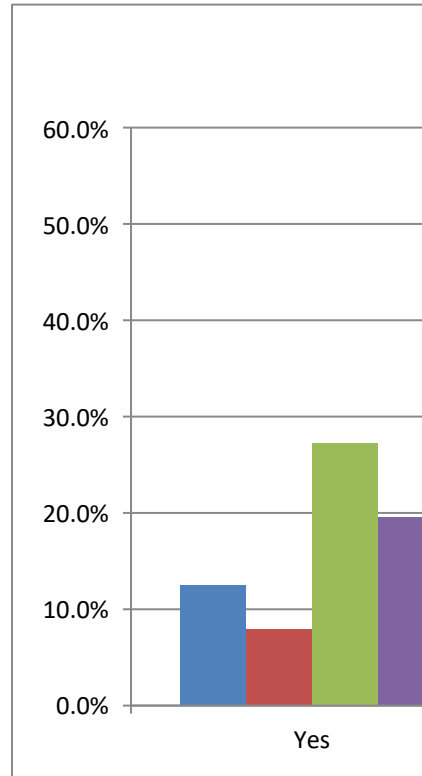
Select a chart and choose "Clustered Column", "100% Stacked Column", or "Pie" chart in Powerpoint or

Col %

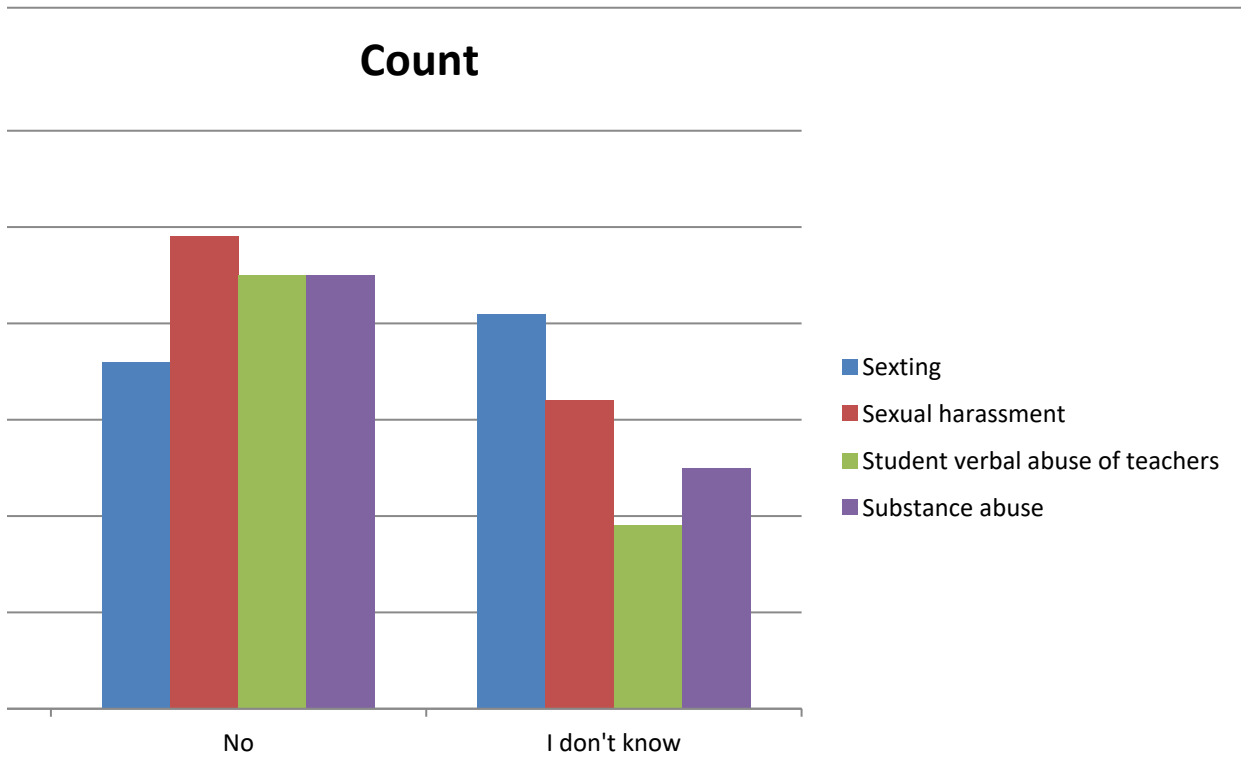
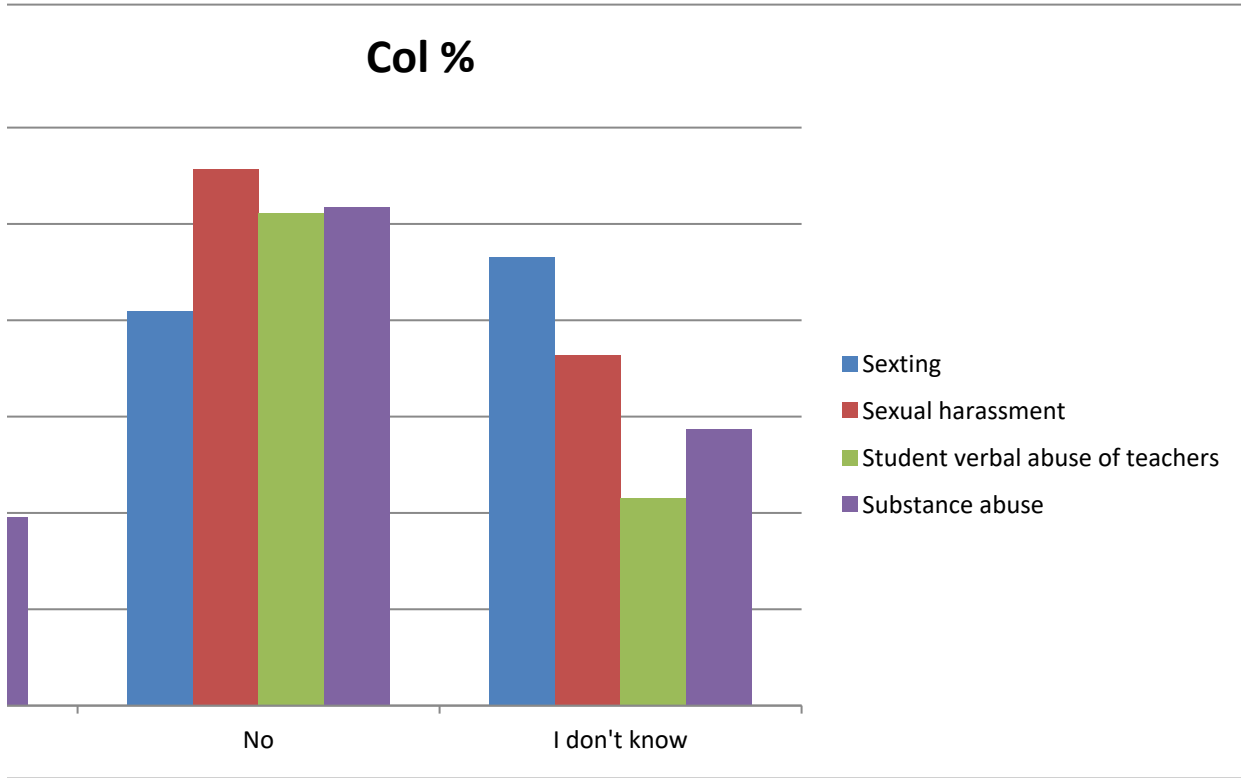
	Sexting	Sexual hara	Student ve	Substance abuse
Yes	12.5%	8.0%	27.3%	19.5%
No	40.9%	55.7%	51.1%	51.7%
I don't know	46.6%	36.4%	21.6%	28.7%

Count

	Sexting	Sexual hara	Student ve	Substance abuse
Yes	11	7	24	17
No	36	49	45	45
I don't know	41	32	19	25



· Excel, to change the chart type.



Summary of The following types of problems occur often at this school:

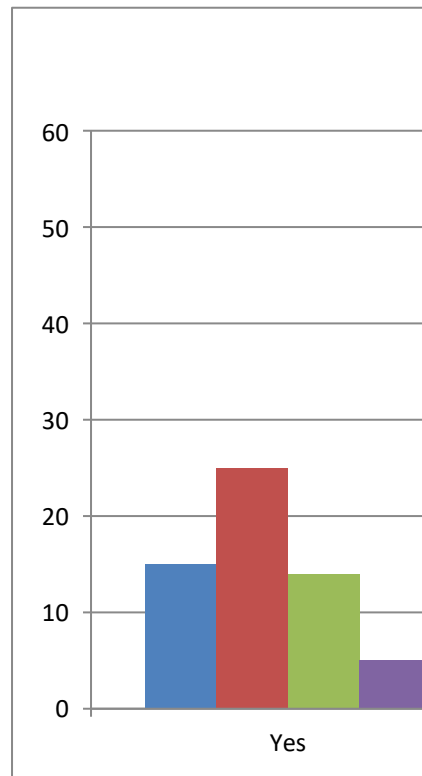
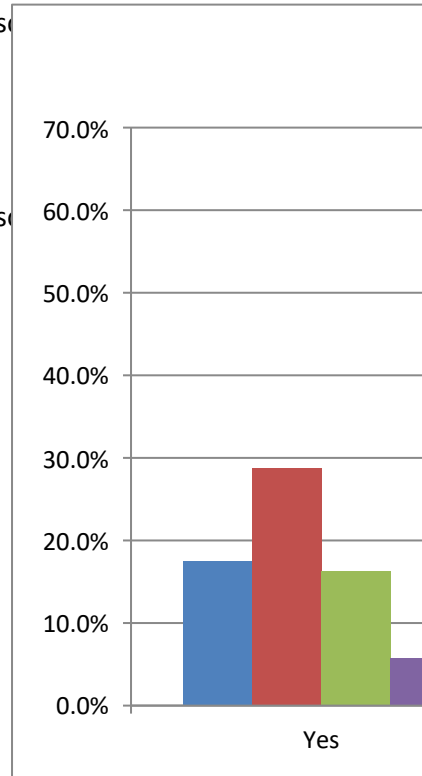
Select a chart and choose "Clustered Column", "100% Stacked Column", or "Pie" chart in Powerpoint or

Col %

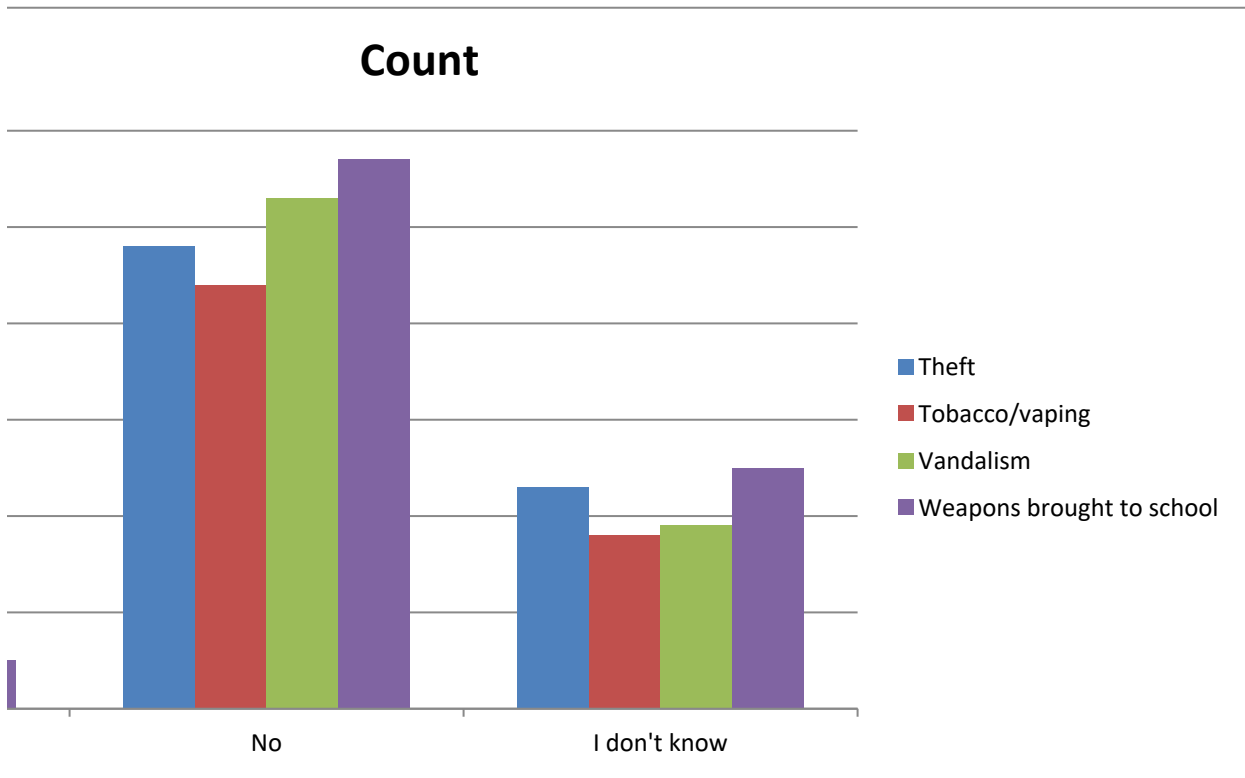
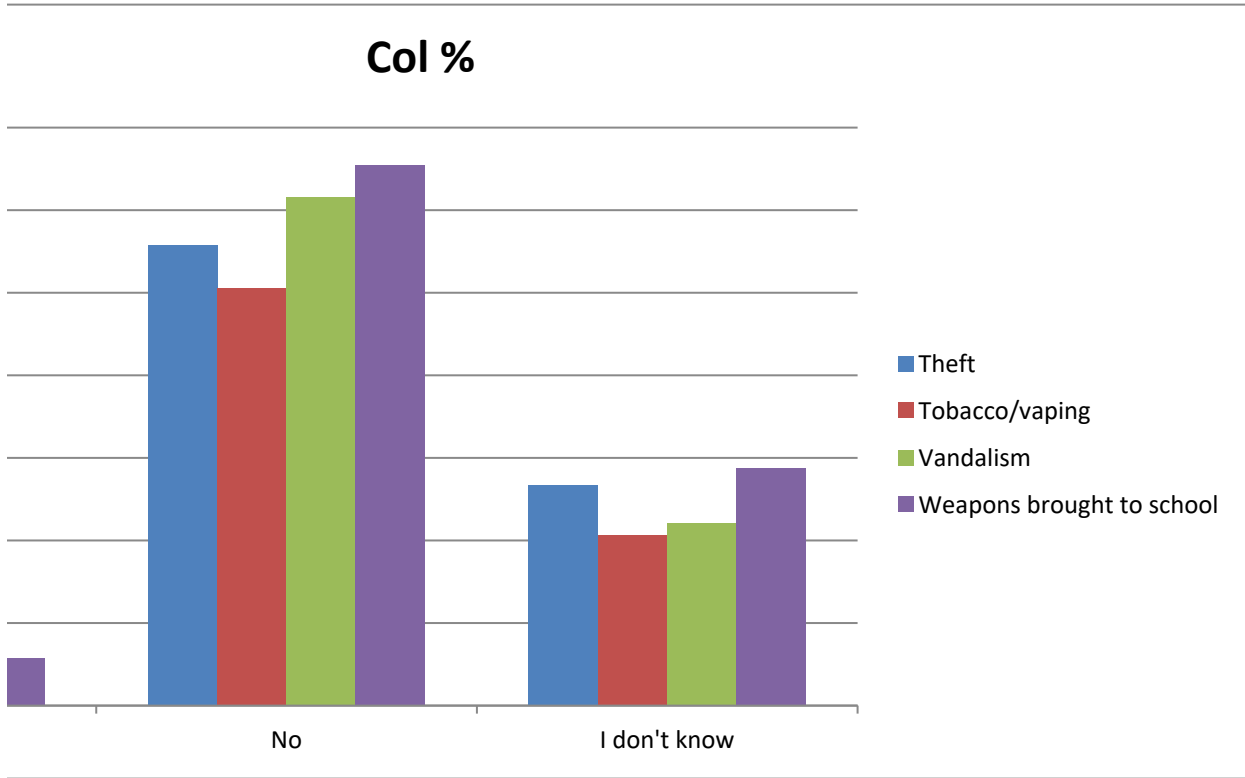
	Theft	Tobacco/v	Vandalism	Weapons brought to s
Yes	17.4%	28.7%	16.3%	5.7%
No	55.8%	50.6%	61.6%	65.5%
I don't know	26.7%	20.7%	22.1%	28.7%

Count

	Theft	Tobacco/v	Vandalism	Weapons brought to s
Yes	15	25	14	5
No	48	44	53	57
I don't know	23	18	19	25



· Excel, to change the chart type.



Summary of The programs at this school are adequate to support students with special needs or disabili

Categorical Summary

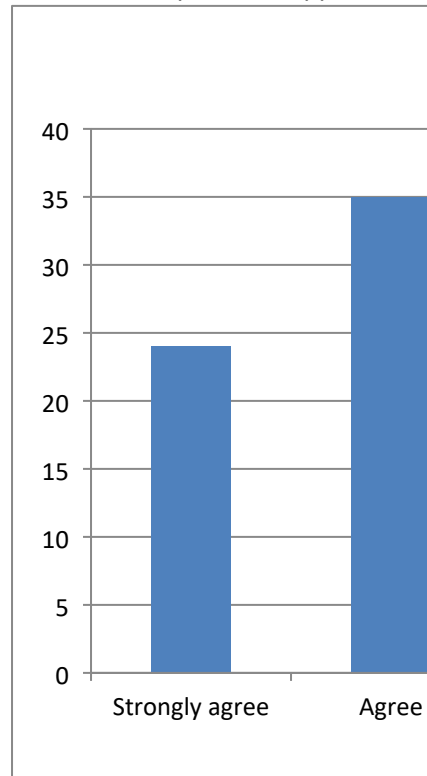
Sample Size Number of Distinct Categories

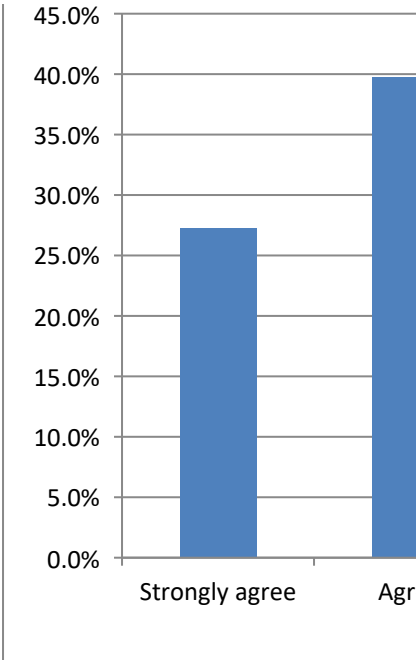
88 of 88 5

The progra	Count	Percent of	Confidence Interval (Percent of Data)
Strongly ag	24	27.3%	19.1% to 37.4%
Agree	35	39.8%	30.2% to 50.2%
Disagree	15	17.0%	10.6% to 26.2%
Strongly di:	5	5.7%	2.5% to 12.6%
I don't kno	9	10.2%	5.5% to 18.3%

Select a chart and choose "Clustered Column", "100% Stacked Column", or "Pie" chart in Powerpoint or To create a correct "100% Stacked Column" chart, choose the chart then click "Switch Row/Column" (PC

Count	The progra	Percent	The programs at this school are adequate to support stud
Strongly ag	24	Strongly ag 27.3%	
Agree	35	Agree 39.8%	
Disagree	15	Disagree 17.0%	
Strongly di:	5	Strongly di: 5.7%	
I don't kno	9	I don't kno 10.2%	

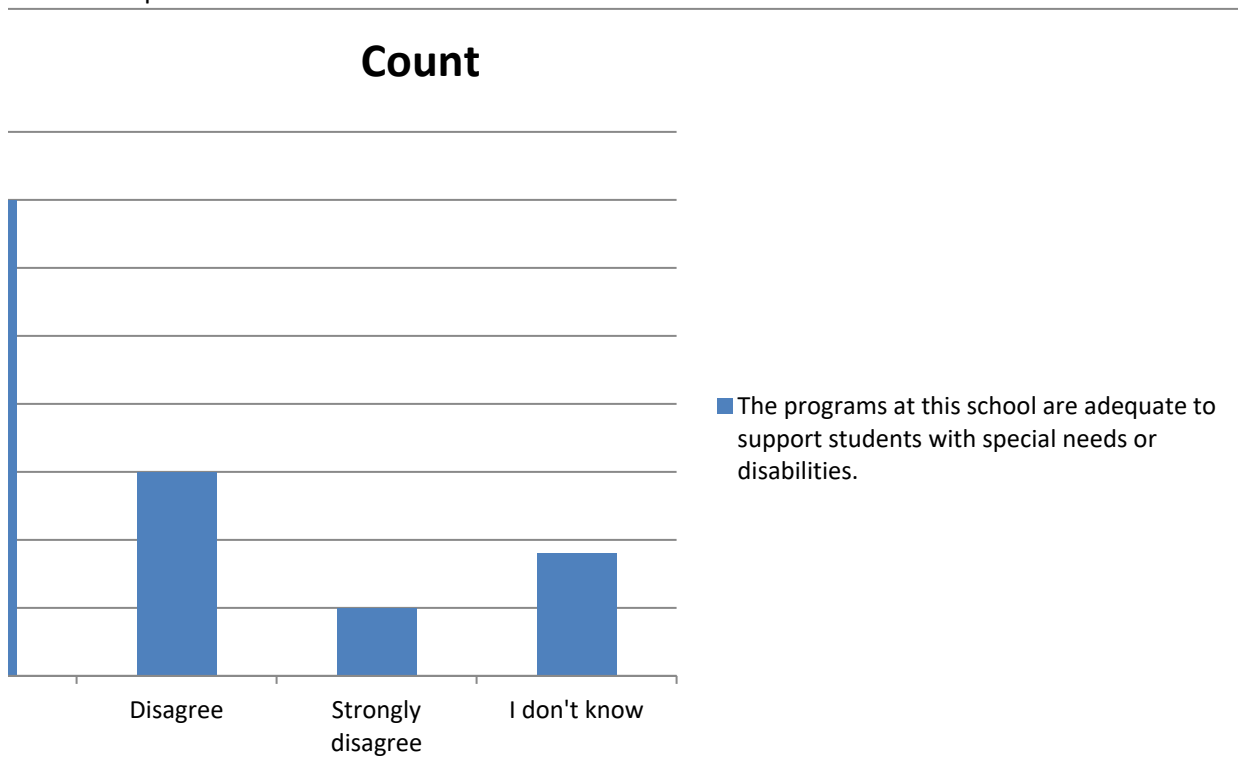


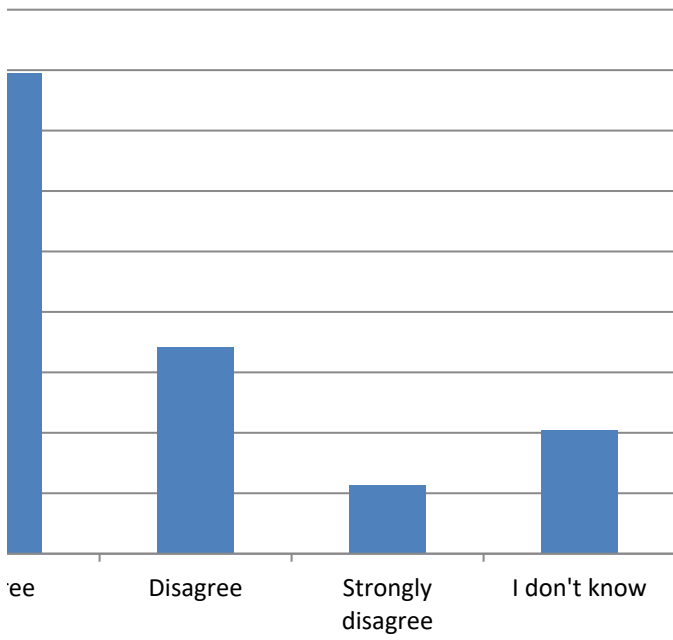


ities.

· Excel, to change the chart type.
C) or "Switch Plot" (Mac) in the chart tools

lents with special needs or disabilities.





■ The programs at this school are adequate to support students with special needs or disabilities.

Summary of This school places a priority on students' health and nutrition needs.

Categorical Summary

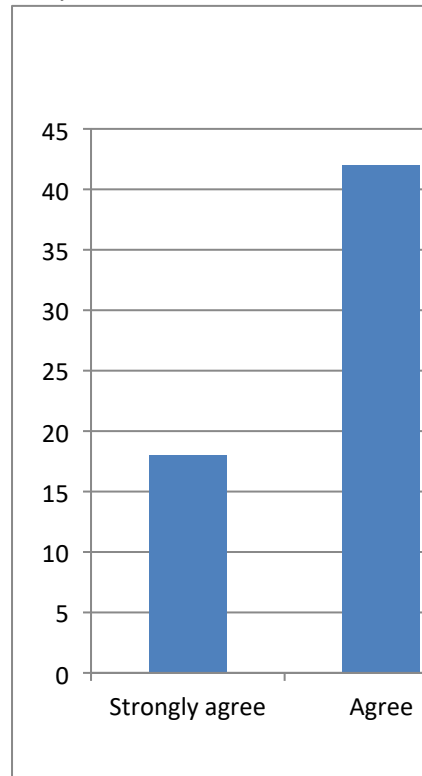
Sample Size Number of Distinct Categories

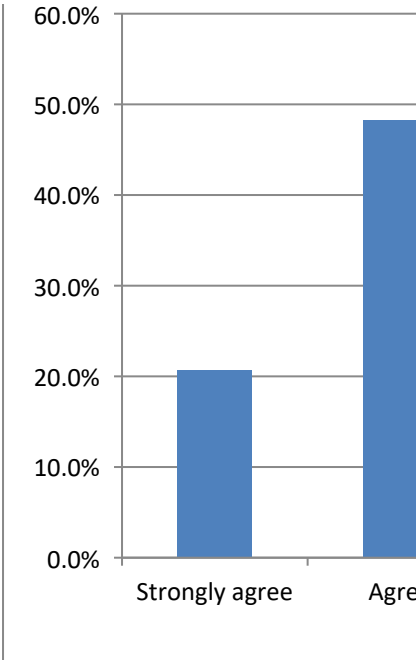
87 of 87 5

This school	Count	Percent of	Confidence Interval (Percent of Data)
Strongly ag	18	20.7%	13.5% to 30.4%
Agree	42	48.3%	38.1% to 58.6%
Disagree	13	14.9%	8.9% to 23.9%
Strongly di:	4	4.6%	1.8% to 11.2%
I don't know	10	11.5%	6.4% to 19.9%

Select a chart and choose "Clustered Column", "100% Stacked Column", or "Pie" chart in Powerpoint or To create a correct "100% Stacked Column" chart, choose the chart then click "Switch Row/Column" (PC

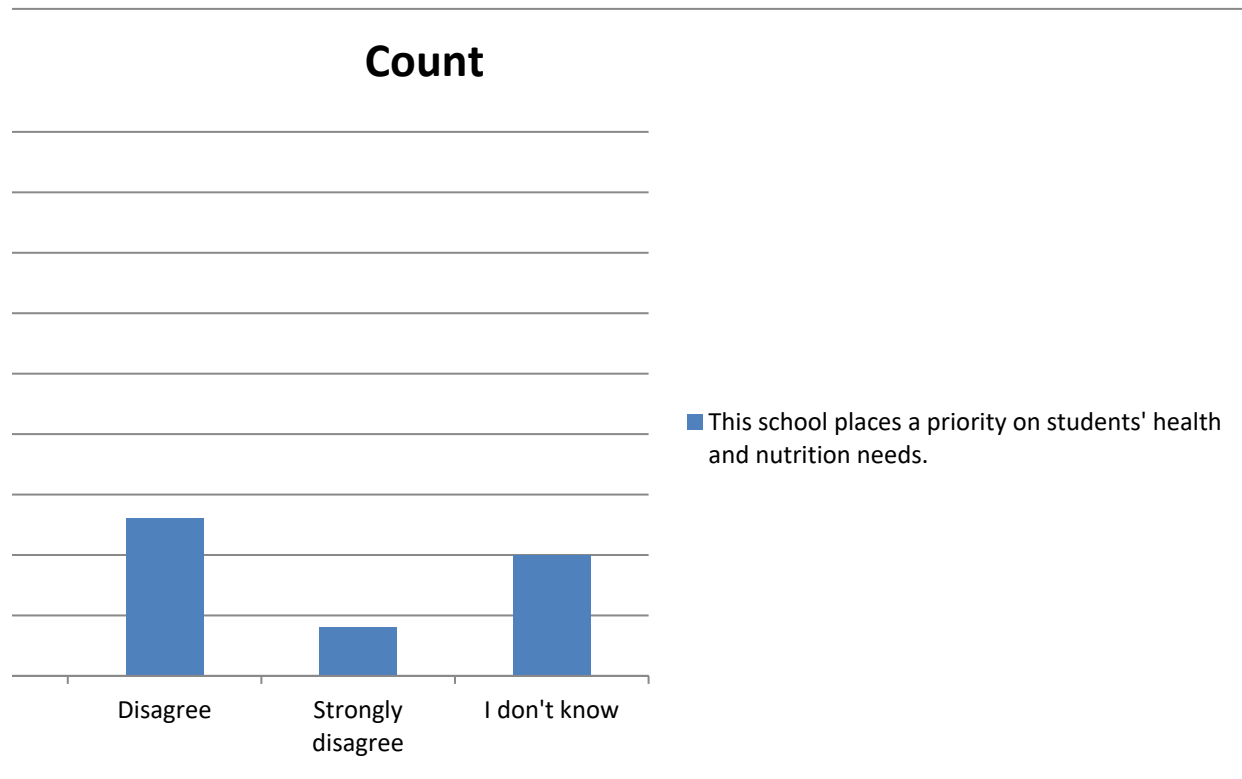
Count	This school	Percent	This school places a priority on students' health and nutri
Strongly ag	18	Strongly ag	20.7%
Agree	42	Agree	48.3%
Disagree	13	Disagree	14.9%
Strongly di:	4	Strongly di:	4.6%
I don't know	10	I don't know	11.5%

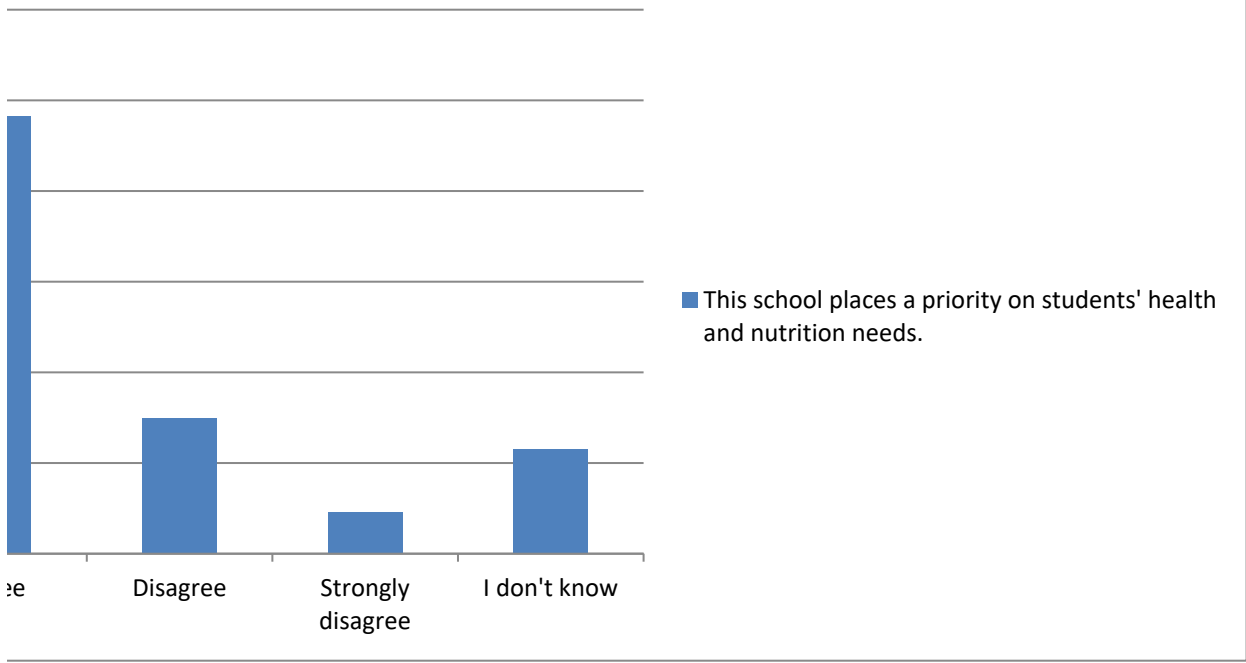




· Excel, to change the chart type.
C) or "Switch Plot" (Mac) in the chart tools

tion needs.





Summary of This school places a priority on student's physical activity.

Categorical Summary

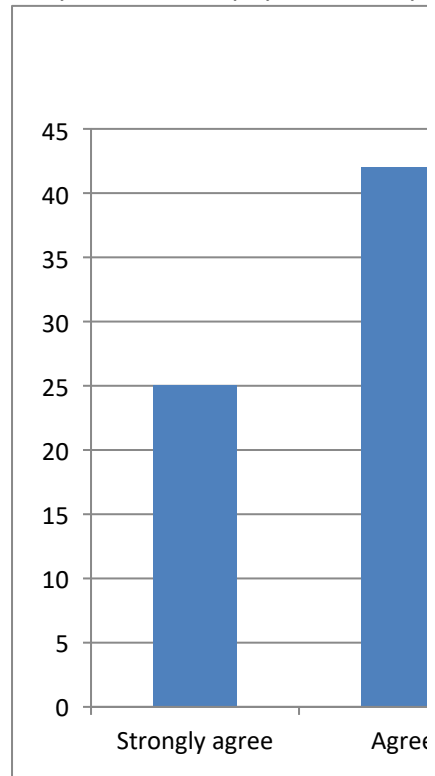
Sample Size Number of Distinct Categories

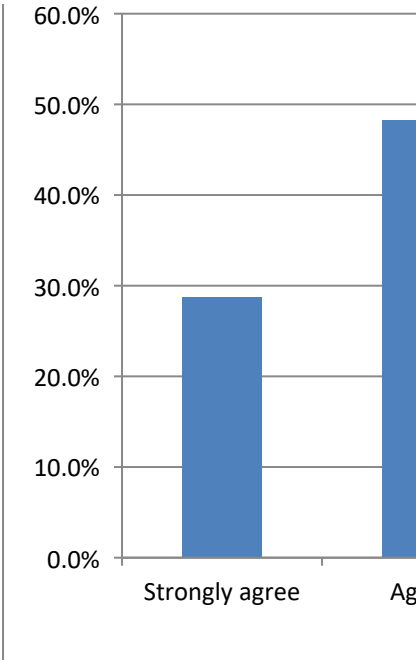
87 of 87 5

This school	Count	Percent of	Confidence Interval (Percent of Data)
Strongly ag	25	28.7%	20.3% to 39.0%
Agree	42	48.3%	38.1% to 58.6%
Disagree	7	8.0%	4.0% to 15.7%
Strongly di:	4	4.6%	1.8% to 11.2%
I don't know	9	10.3%	5.5% to 18.5%

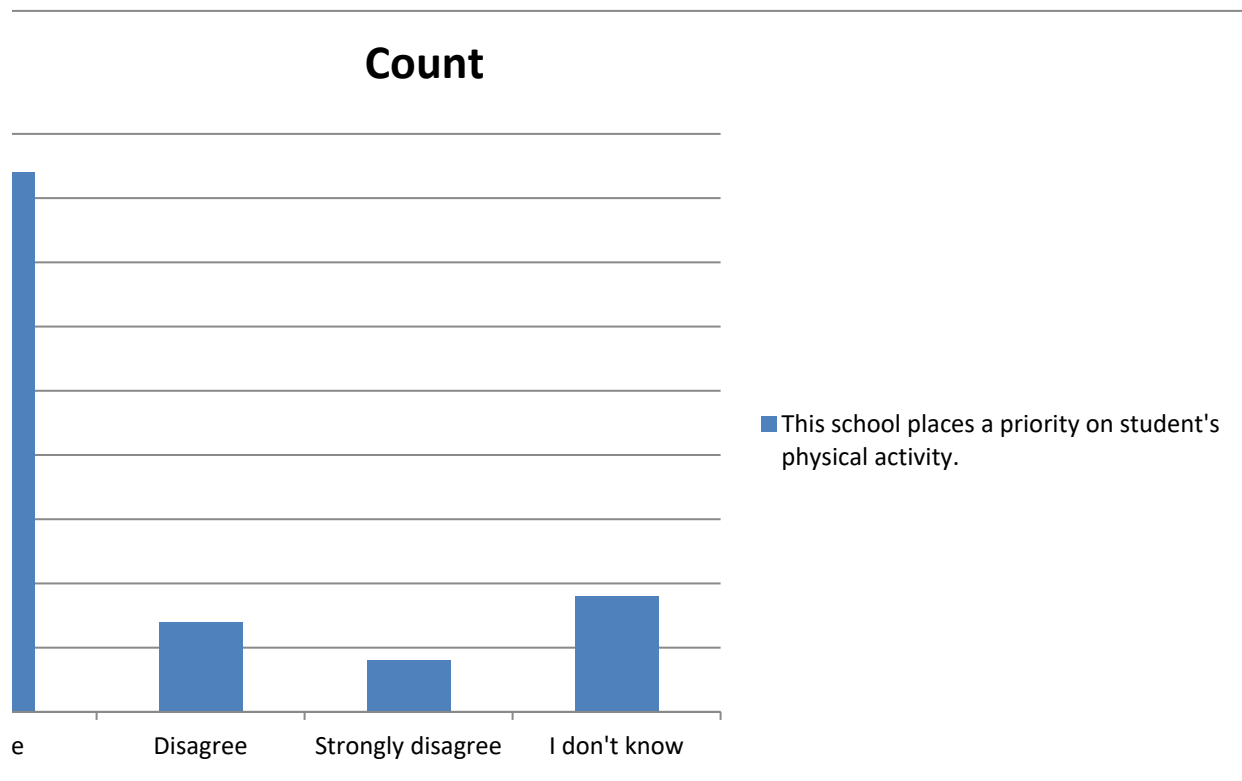
Select a chart and choose "Clustered Column", "100% Stacked Column", or "Pie" chart in Powerpoint or To create a correct "100% Stacked Column" chart, choose the chart then click "Switch Row/Column" (PC

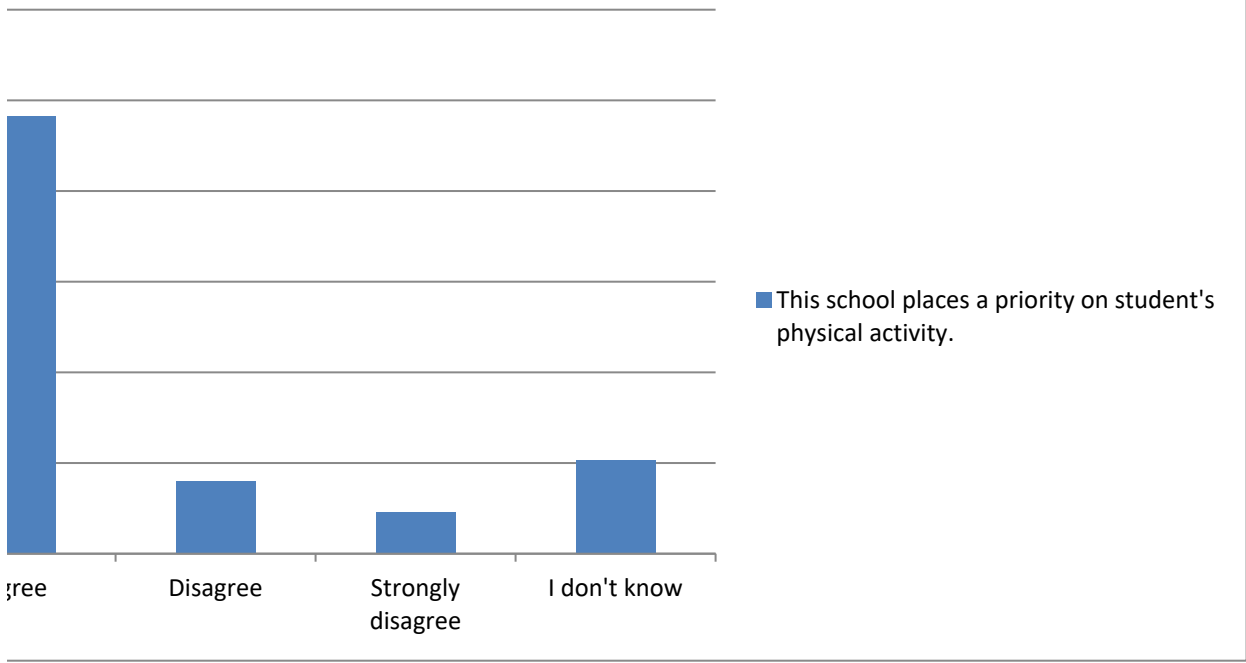
Count	This school	Percent	This school places a priority on student's physical activity.
Strongly ag	25	Strongly ag 28.7%	
Agree	42	Agree 48.3%	
Disagree	7	Disagree 8.0%	
Strongly di:	4	Strongly di: 4.6%	
I don't know	9	I don't know 10.3%	





· Excel, to change the chart type.
C) or "Switch Plot" (Mac) in the chart tools





Summary of This school provides the following to help students with social or emotional needs:

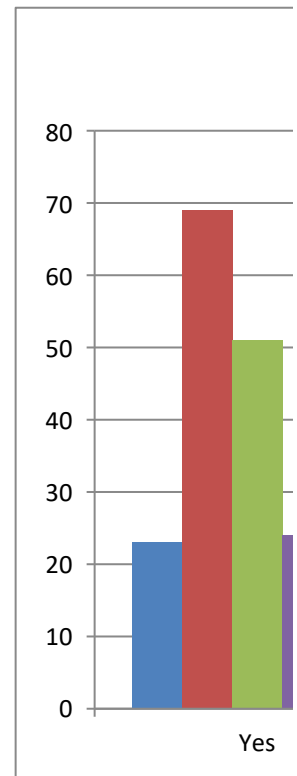
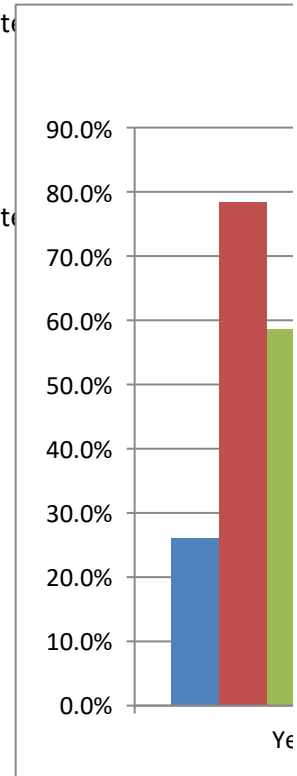
Select a chart and choose "Clustered Column", "100% Stacked Column", or "Pie" chart in Powerpoint or

Col %

	Community	Counseling	Information	Mental hea	Online support or mat
Yes	26.1%	78.4%	58.6%	27.3%	40.2%
No	36.4%	5.7%	19.5%	30.7%	18.4%
I don't know	37.5%	15.9%	21.8%	42.0%	41.4%

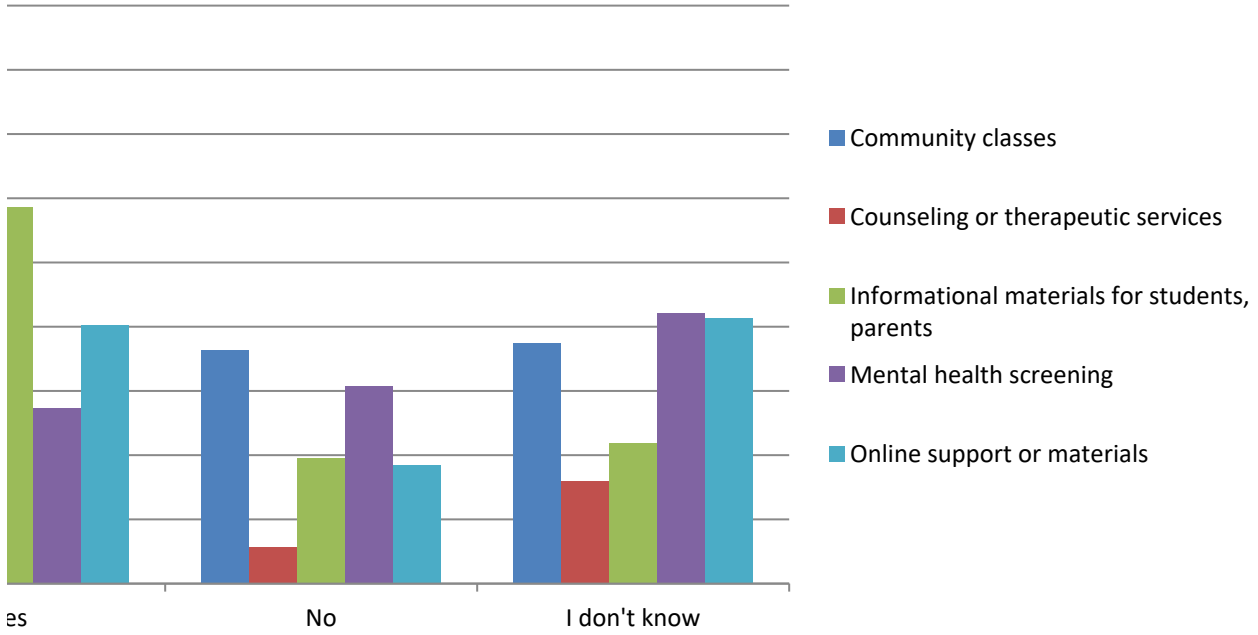
Count

	Community	Counseling	Information	Mental hea	Online support or mat
Yes	23	69	51	24	35
No	32	5	17	27	16
I don't know	33	14	19	37	36

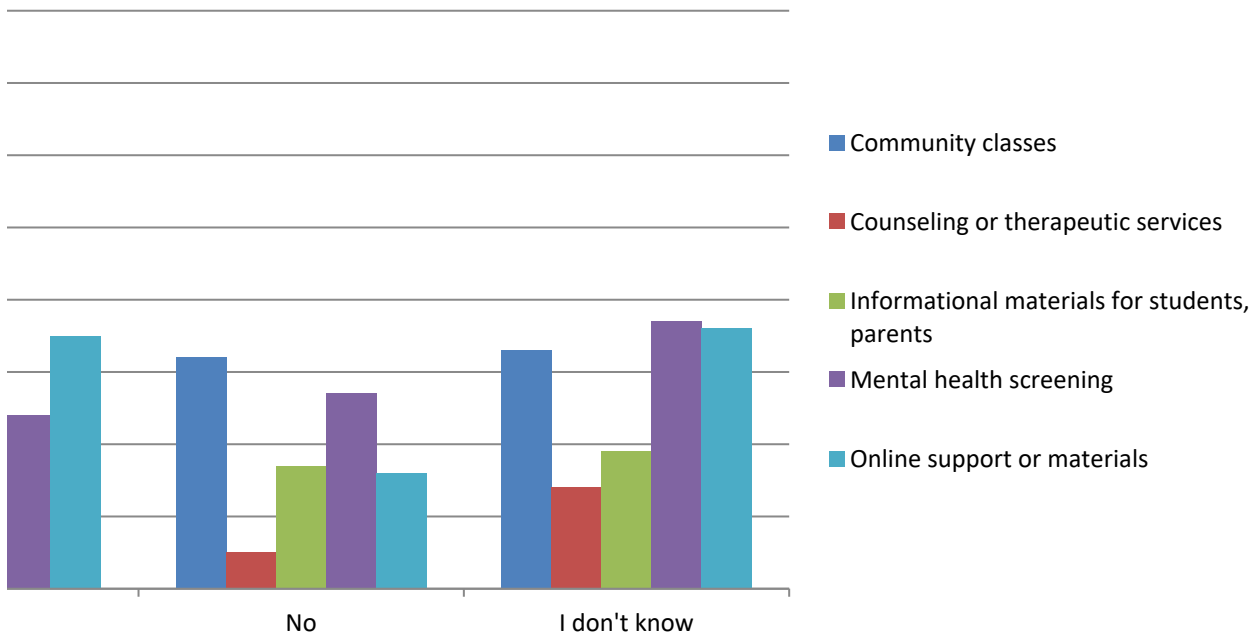


· Excel, to change the chart type.

Col %



Count



[
, staff, and
]

[
, staff, and
]

Summary of This school provides the following to help students with social or emotional needs:

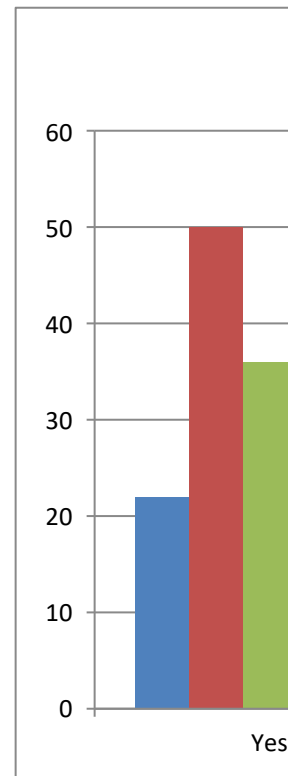
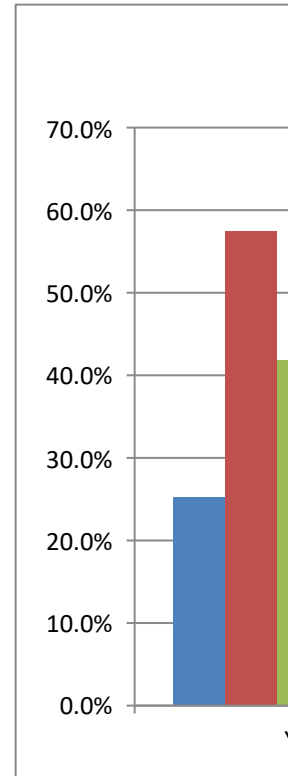
Select a chart and choose "Clustered Column", "100% Stacked Column", or "Pie" chart in Powerpoint or

Col %

	Parent edu	Parent Invc	Referral to	Student cu	Teacher training
Yes	25.3%	57.5%	41.9%	46.0%	56.8%
No	41.4%	23.0%	23.3%	24.1%	13.6%
I don't know	33.3%	19.5%	34.9%	29.9%	29.5%

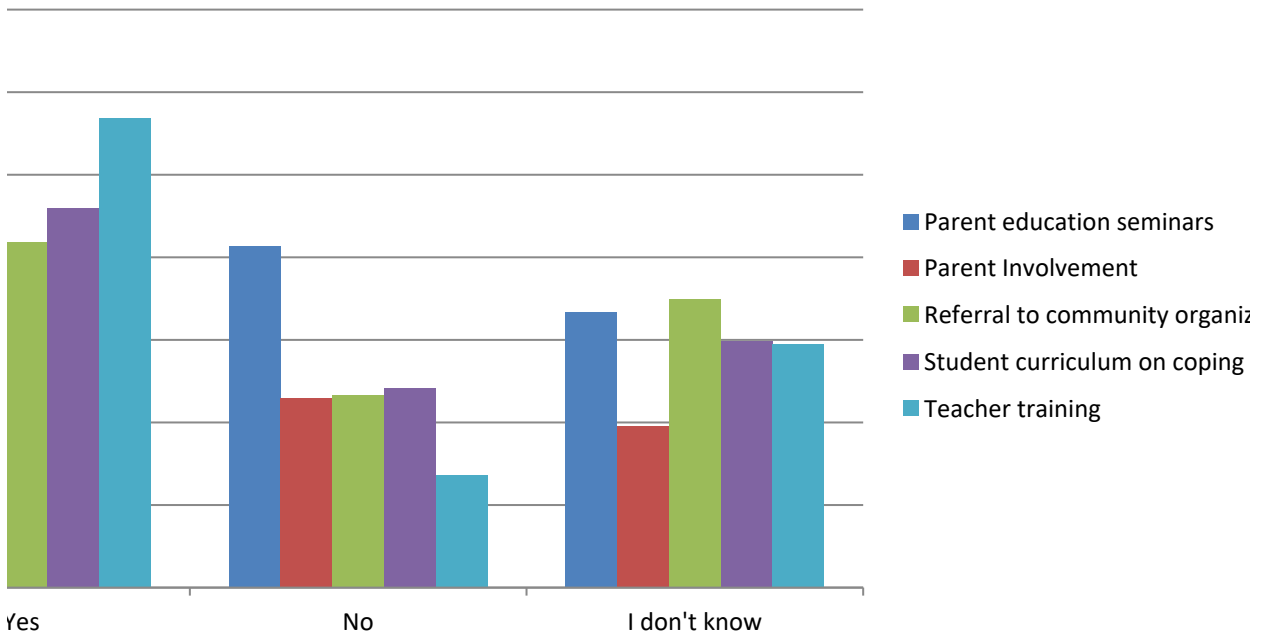
Count

	Parent edu	Parent Invc	Referral to	Student cu	Teacher training
Yes	22	50	36	40	50
No	36	20	20	21	12
I don't know	29	17	30	26	26

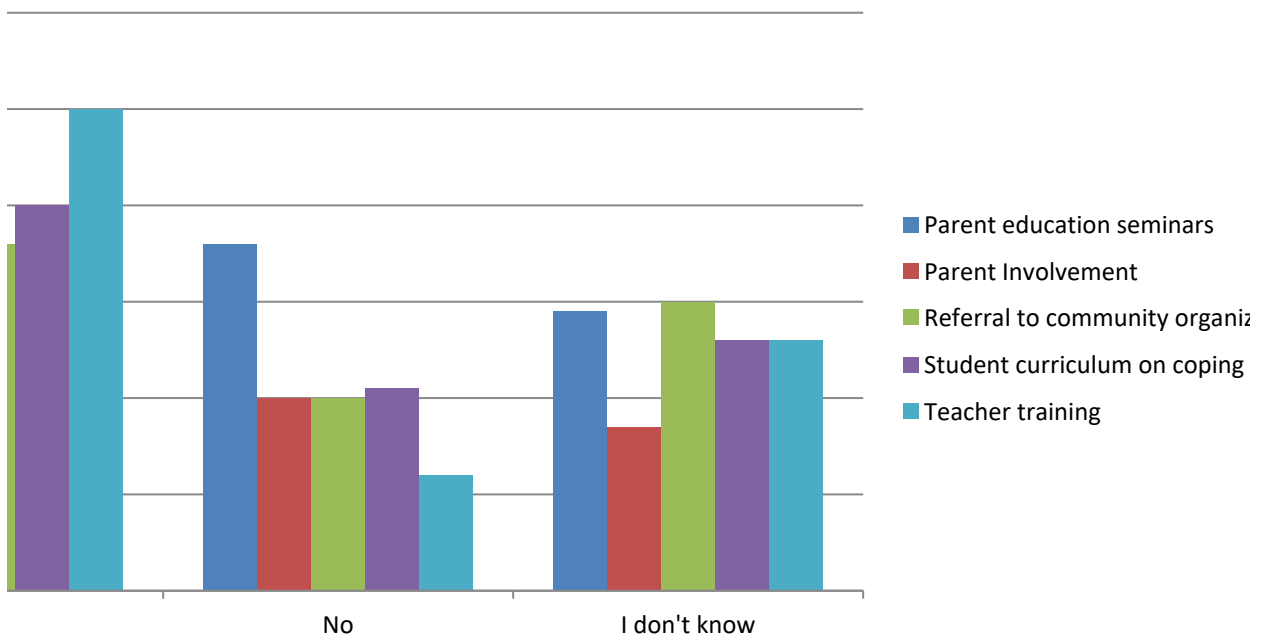


· Excel, to change the chart type.

Col %



Count



zations
strategies

zations
strategies

Summary of I can go to my School Resource Officer (SRO) for help.

Categorical Summary

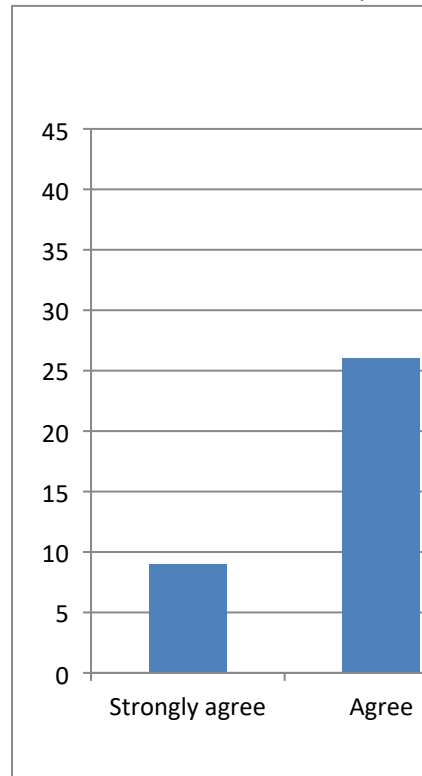
Sample Size Number of Distinct Categories

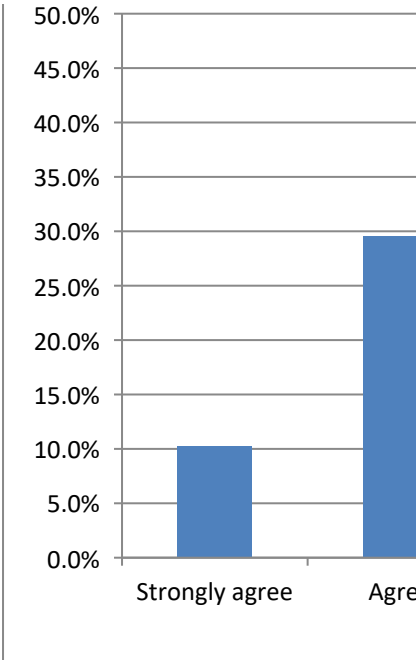
88 of 88 5

I can go to	Count	Percent of	Confidence Interval (Percent of Data)
Strongly ag	9	10.2%	5.5% to 18.3%
Agree	26	29.5%	21.0% to 39.8%
Disagree	10	11.4%	6.3% to 19.7%
Strongly di:	3	3.4%	1.2% to 9.5%
Not applica	40	45.5%	35.5% to 55.8%

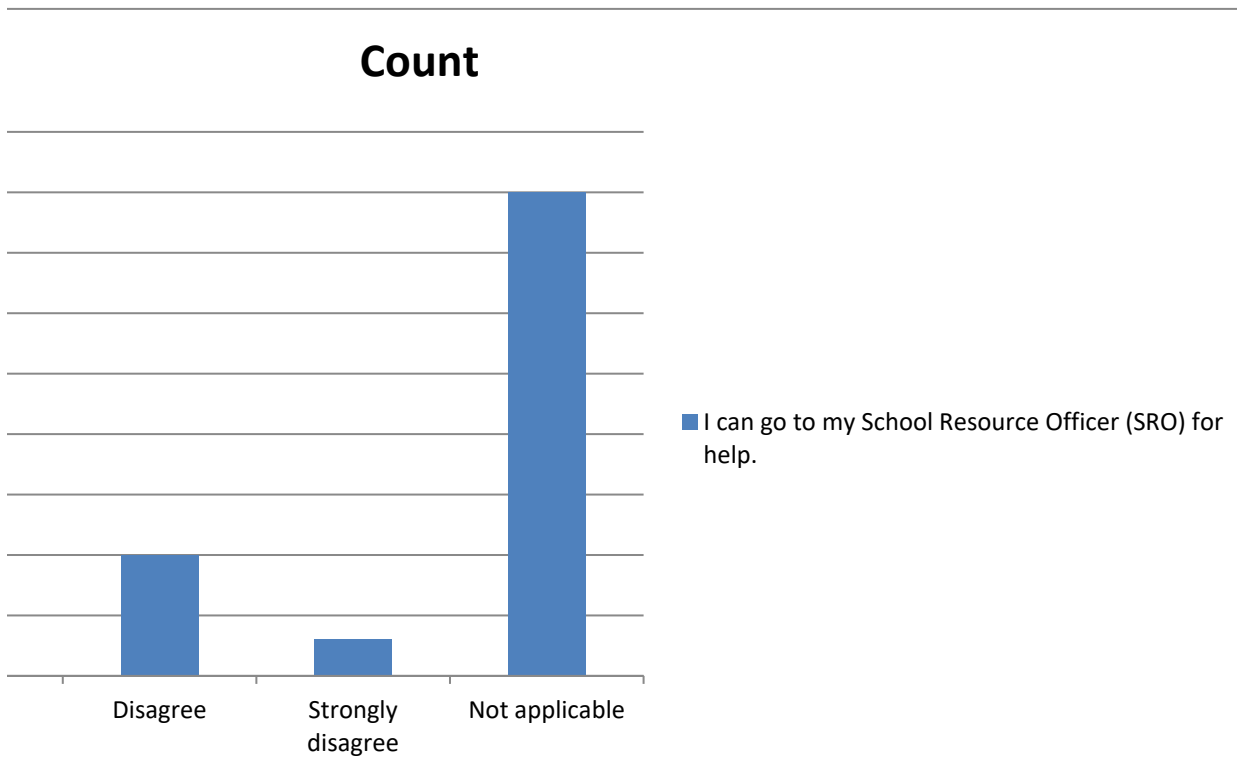
Select a chart and choose "Clustered Column", "100% Stacked Column", or "Pie" chart in Powerpoint or To create a correct "100% Stacked Column" chart, choose the chart then click "Switch Row/Column" (PC

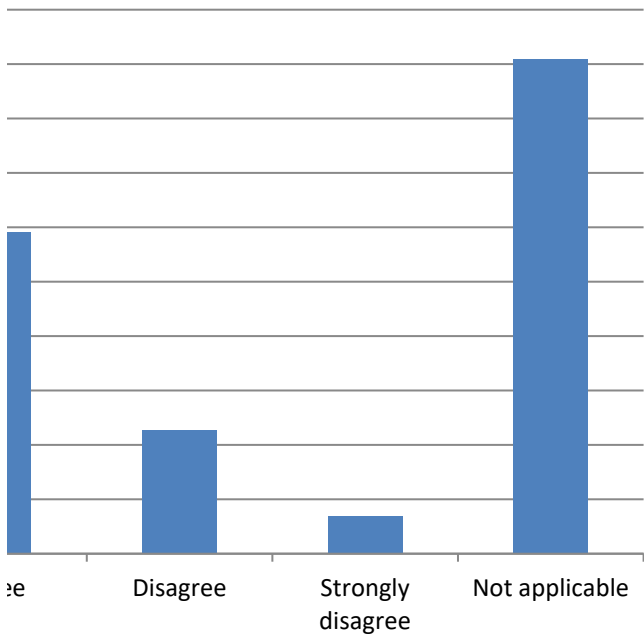
Count	I can go to	Percent	I can go to my School Resource Officer (SRO) for help.
Strongly ag	9	Strongly ag	10.2%
Agree	26	Agree	29.5%
Disagree	10	Disagree	11.4%
Strongly di:	3	Strongly di:	3.4%
Not applica	40	Not applica	45.5%





· Excel, to change the chart type.
C) or "Switch Plot" (Mac) in the chart tools





■ I can go to my School Resource Officer (SRO) for help.

Summary of I feel safe when I know an SRO is in the school.

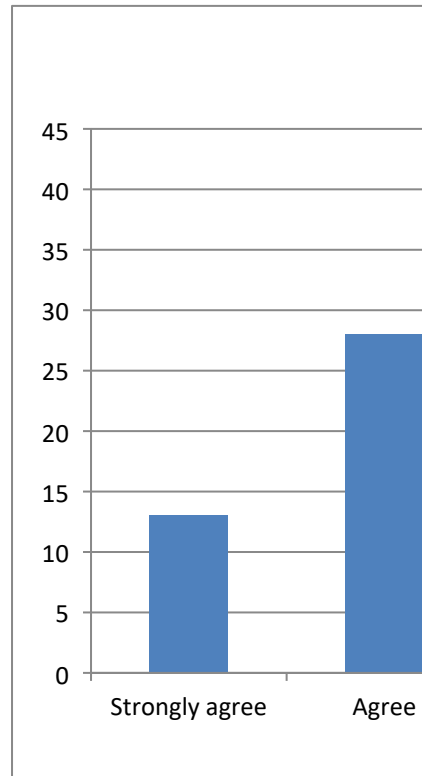
Categorical Summary

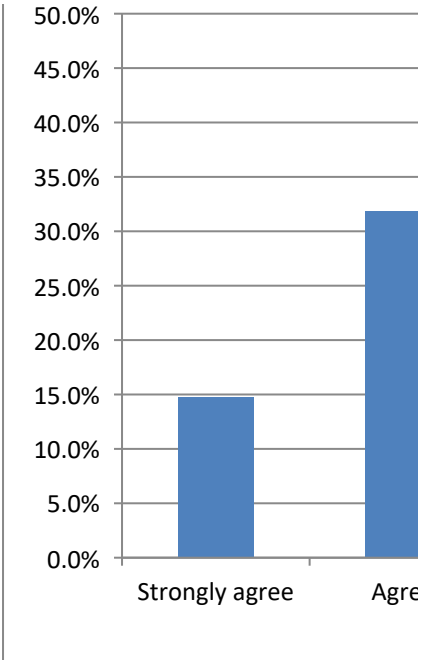
Sample Size Number of Distinct Categories
 88 of 88 5

I feel safe v	Count	Percent of	Confidence Interval (Percent of Data)
Strongly ag	13	14.8%	8.8% to 23.7%
Agree	28	31.8%	23.0% to 42.1%
Disagree	6	6.8%	3.2% to 14.1%
Strongly di:	1	1.1%	0.2% to 6.2%
Not applica	40	45.5%	35.5% to 55.8%

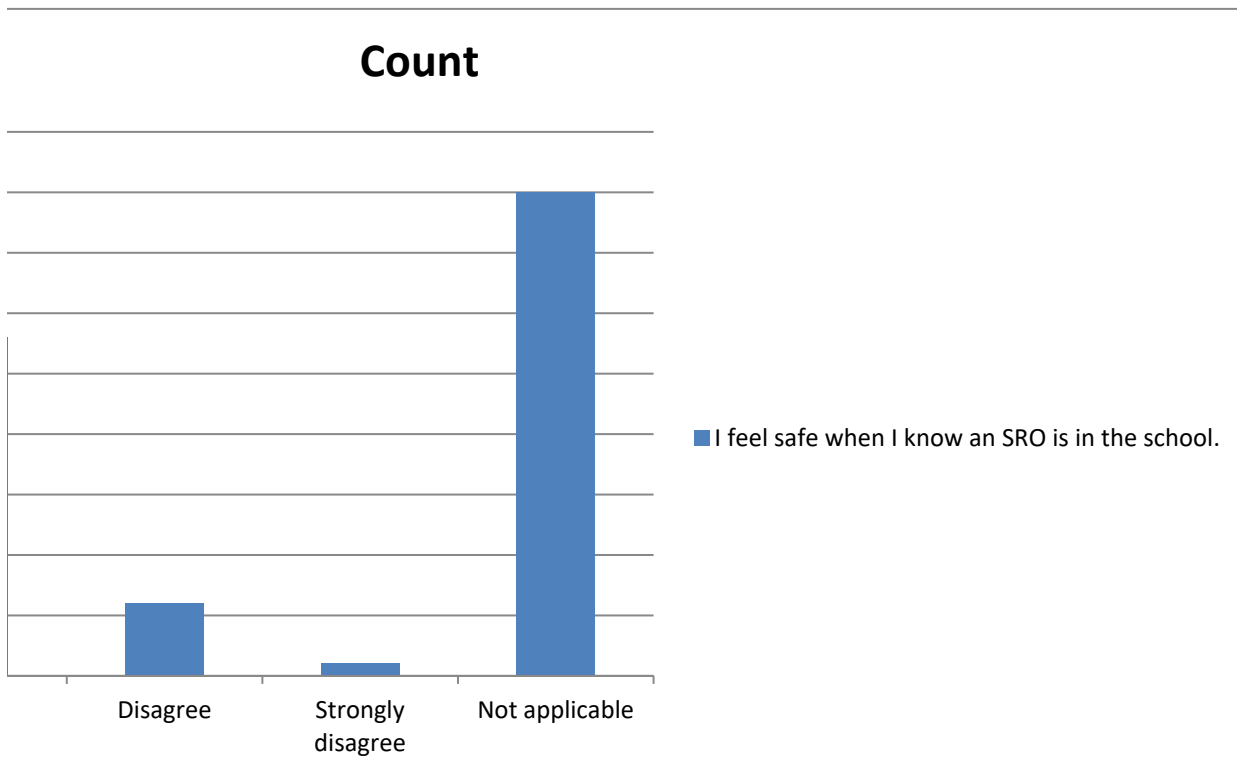
Select a chart and choose "Clustered Column", "100% Stacked Column", or "Pie" chart in Powerpoint or To create a correct "100% Stacked Column" chart, choose the chart then click "Switch Row/Column" (PC

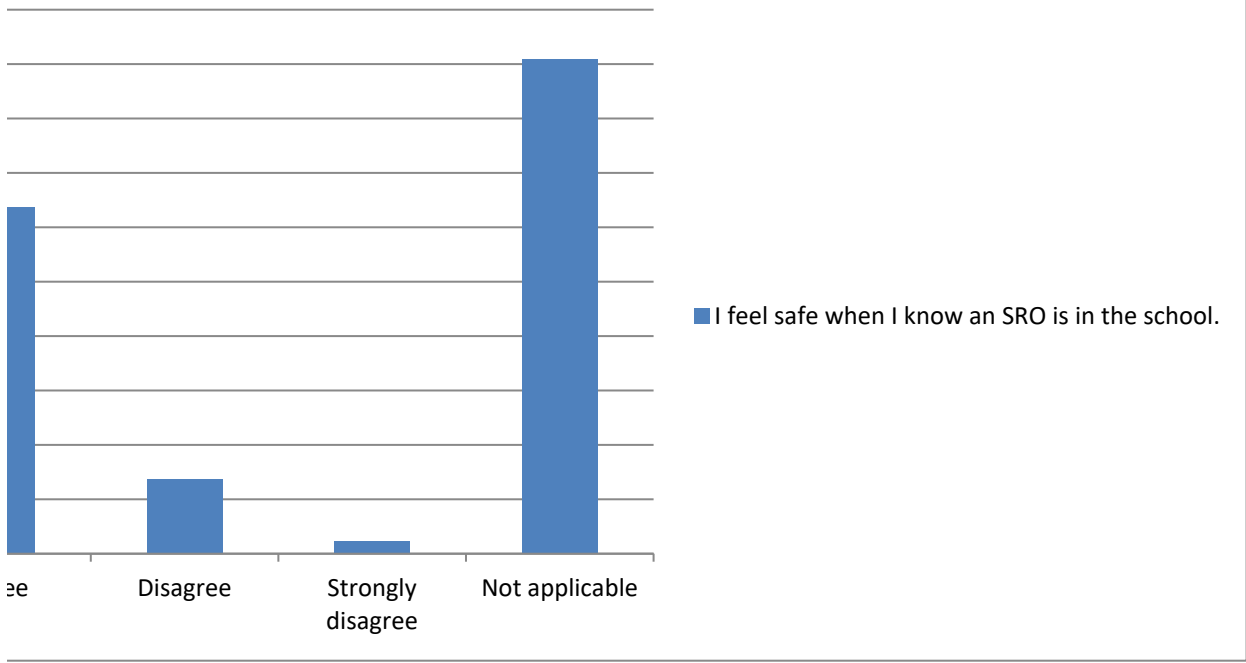
Count	I feel safe v	Percent	I feel safe when I know an SRO is in the school.
Strongly ag	13	Strongly ag	14.8%
Agree	28	Agree	31.8%
Disagree	6	Disagree	6.8%
Strongly di:	1	Strongly di:	1.1%
Not applica	40	Not applica	45.5%





· Excel, to change the chart type.
C) or "Switch Plot" (Mac) in the chart tools





Summary of I know the role of the School Resource Officer (SRO) as part of our staff.

Categorical Summary

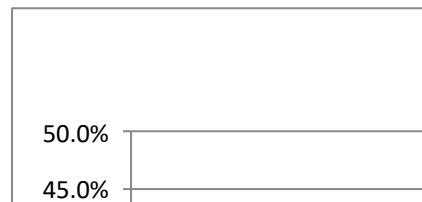
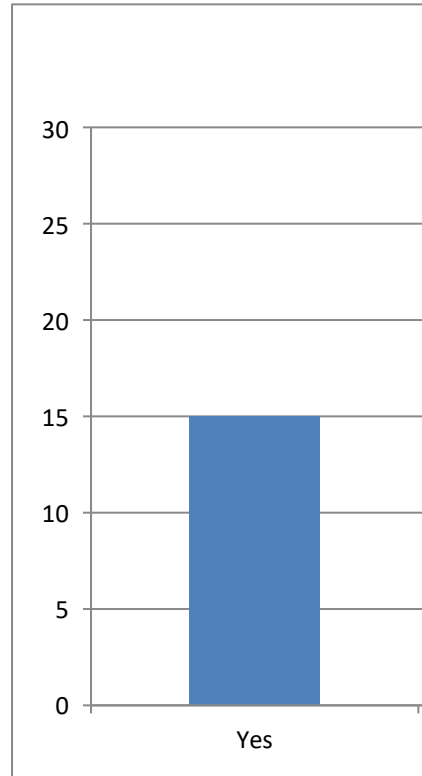
Sample Size Number of Distinct Categories

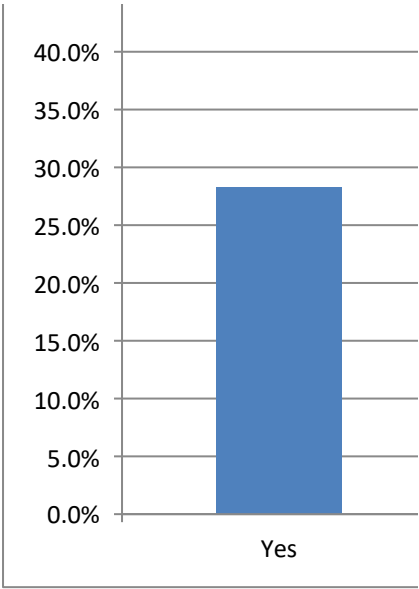
53 of 53 3

I know the	Count	Percent of	Confidence Interval (Percent of Data)
Yes	15	28.3%	18.0% to 41.6%
No	14	26.4%	16.4% to 39.6%
Not applica	24	45.3%	32.7% to 58.5%

Select a chart and choose "Clustered Column", "100% Stacked Column", or "Pie" chart in Powerpoint or To create a correct "100% Stacked Column" chart, choose the chart then click "Switch Row/Column" (PC

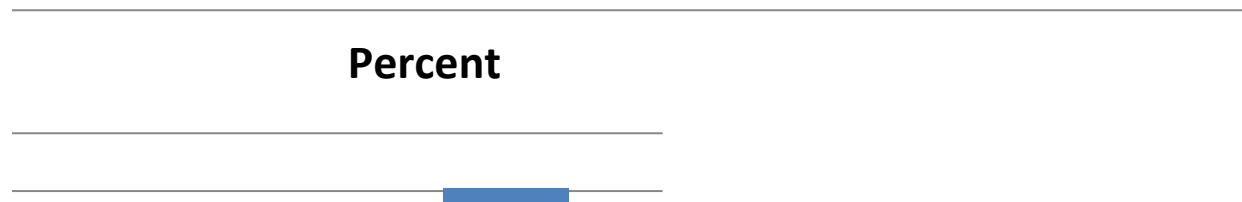
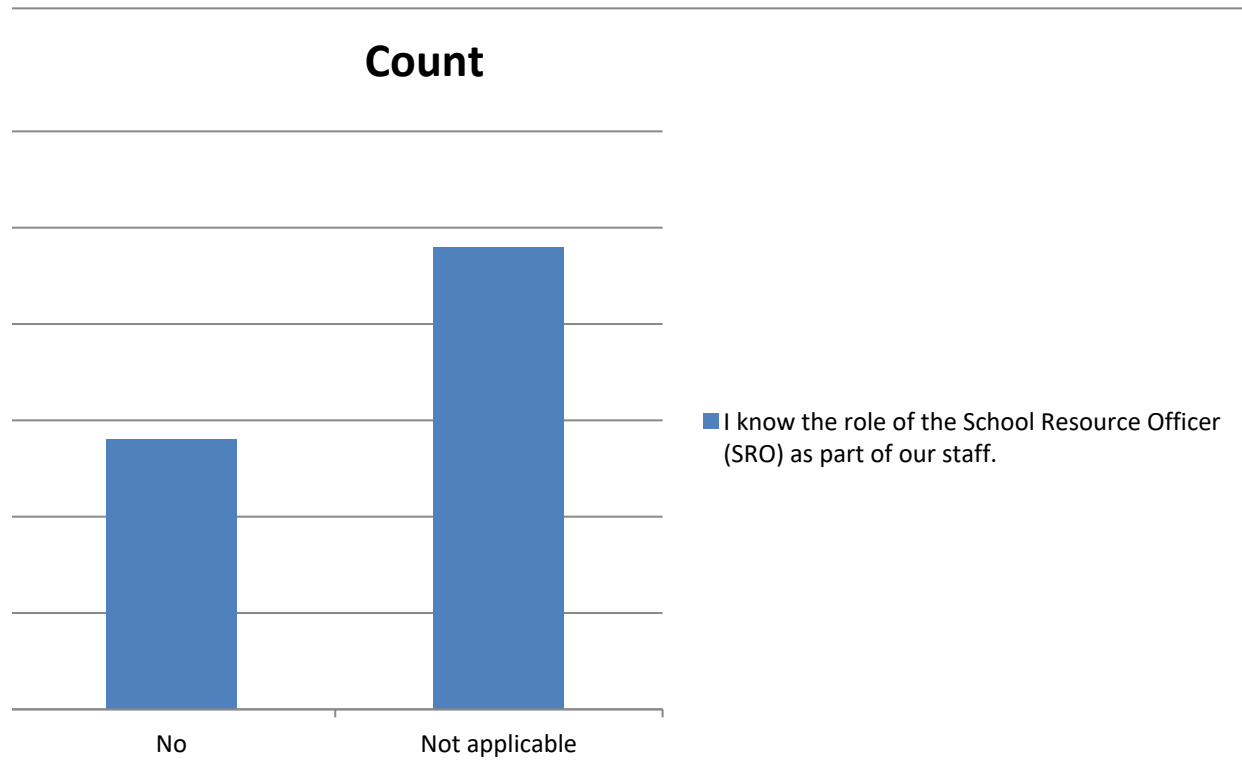
Count	I know the	Percent	I know the role of the School Resource Officer (SRO) as pa
Yes	15	Yes	28.3%
No	14	No	26.4%
Not applica	24	Not applica	45.3%

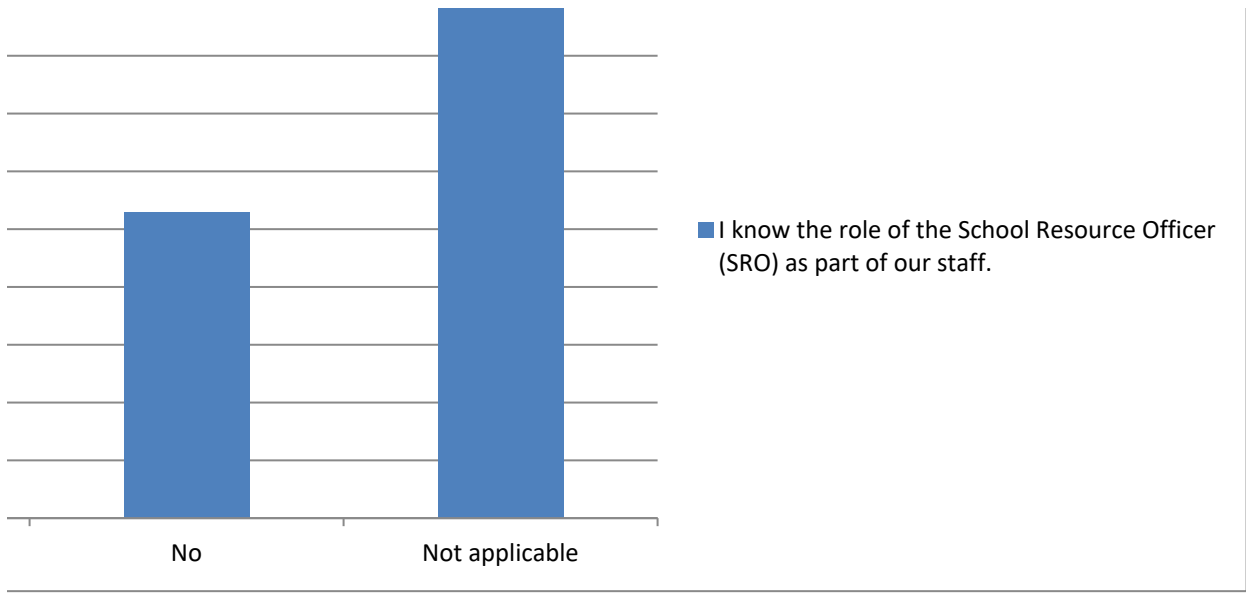




· Excel, to change the chart type.
C) or "Switch Plot" (Mac) in the chart tools

art of our staff.





Summary of This school provides students with opportunities to take a lead role in organizing programs

Categorical Summary


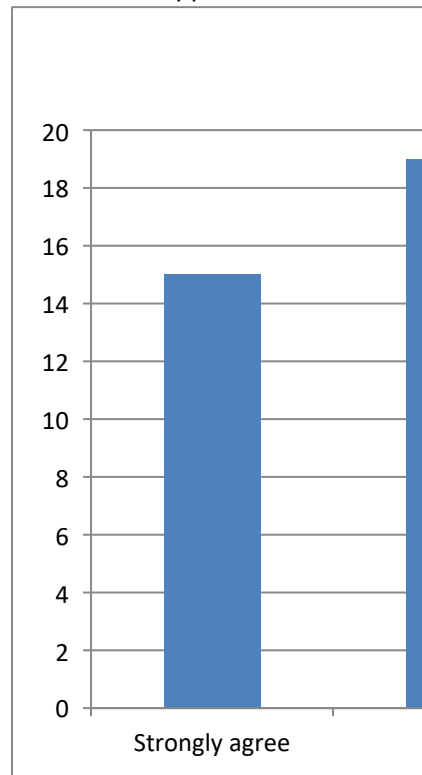
Sample Size Number of Distinct Categories

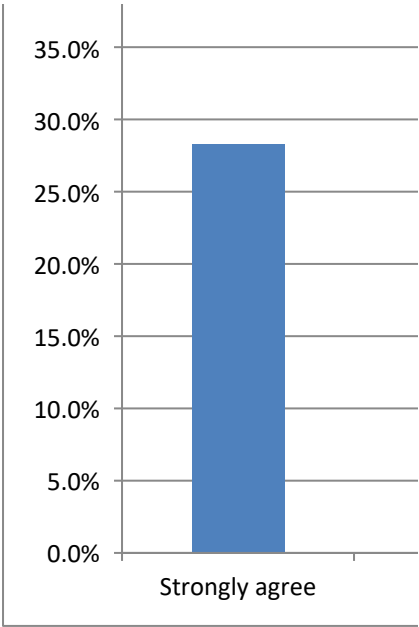
53 of 53 4

This school Count	Percent of	Confidence Interval (Percent of Data)
Strongly ag	15	28.3% 18.0% to 41.6%
Agree	19	35.8% 24.3% to 49.3%
Disagree	8	15.1% 7.9% to 27.1%
I don't know	11	20.8% 12.0% to 33.5%

Select a chart and choose "Clustered Column", "100% Stacked Column", or "Pie" chart in Powerpoint or To create a correct "100% Stacked Column" chart, choose the chart then click "Switch Row/Column" (PC

Count	This school	Percent	This school provides students with opportunities to take a
Strongly ag	15	Strongly ag	28.3%
Agree	19	Agree	35.8%
Disagree	8	Disagree	15.1%
I don't know	11	I don't know	20.8%


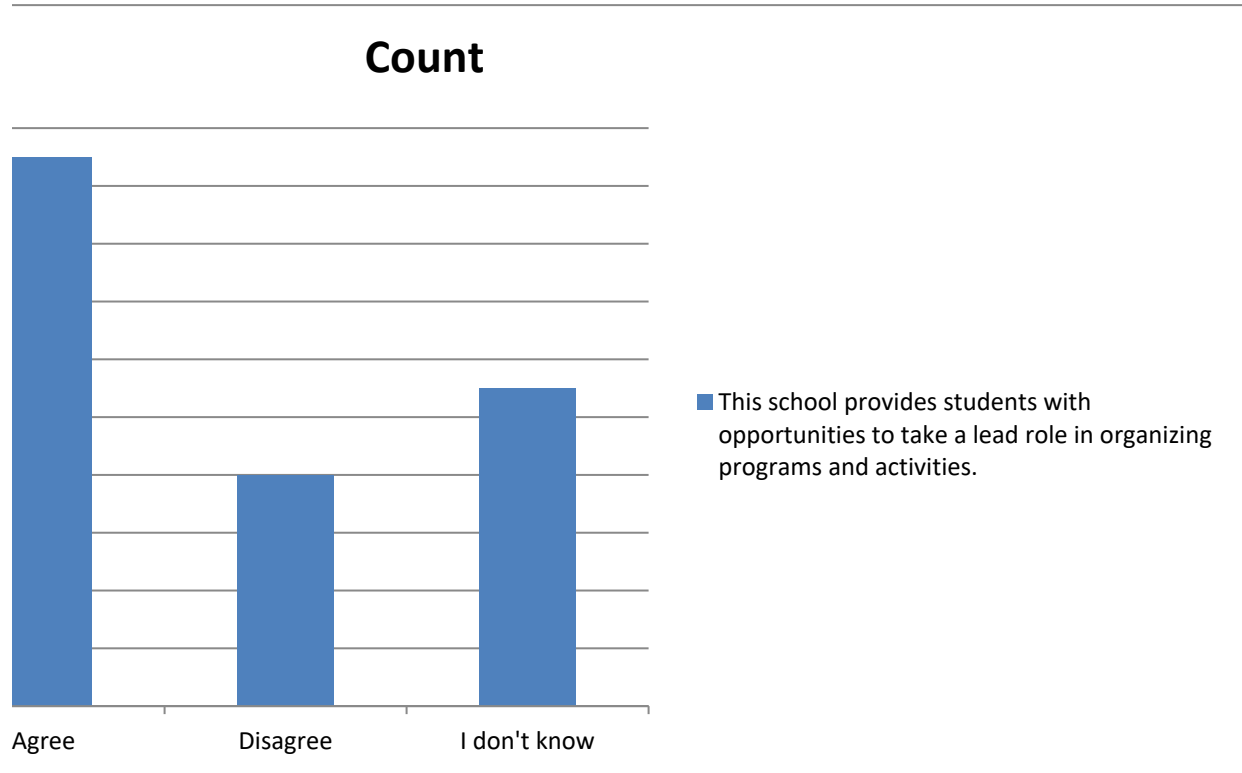


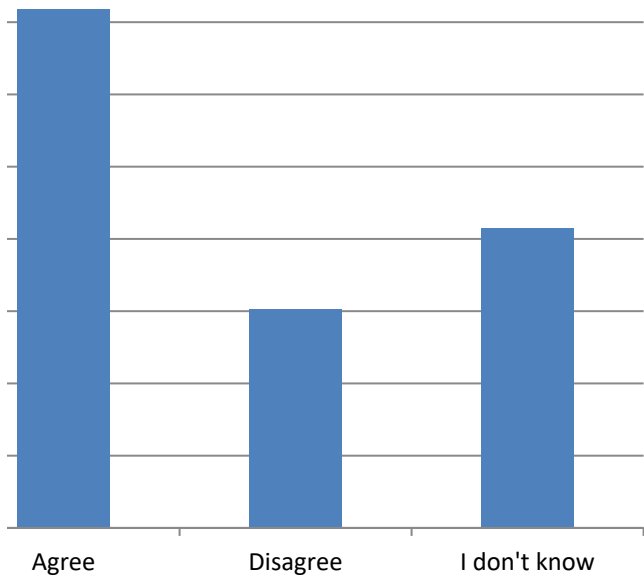


; and activities.

· Excel, to change the chart type.
C) or "Switch Plot" (Mac) in the chart tools

a lead role in organizing programs and activities.





■ This school provides students with opportunities to take a lead role in organizing programs and activities.

Summary of Staff at this school have informal opportunities to influence what happens within the school

Categorical Summary

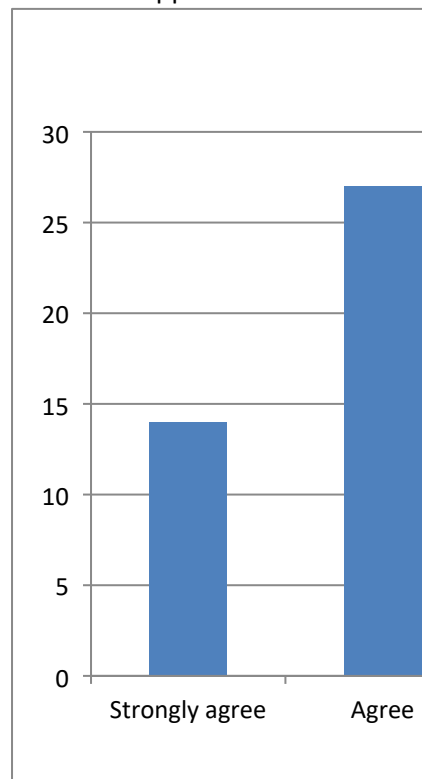
Sample Size Number of Distinct Categories

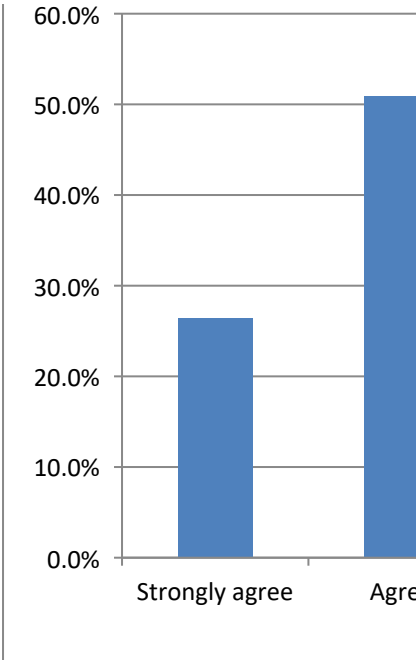
53 of 53 5

Staff at this Count	Percent of	Confidence Interval (Percent of Data)
Strongly ag	14	26.4% 16.4% to 39.6%
Agree	27	50.9% 37.9% to 63.9%
Disagree	5	9.4% 4.1% to 20.3%
Strongly di:	2	3.8% 1.0% to 12.8%
I don't know	5	9.4% 4.1% to 20.3%

Select a chart and choose "Clustered Column", "100% Stacked Column", or "Pie" chart in Powerpoint or To create a correct "100% Stacked Column" chart, choose the chart then click "Switch Row/Column" (PC

Count	Staff at this	Percent	Staff at this school have informal opportunities to influen
Strongly ag	14	Strongly ag	26.4%
Agree	27	Agree	50.9%
Disagree	5	Disagree	9.4%
Strongly di:	2	Strongly di:	3.8%
I don't know	5	I don't know	9.4%

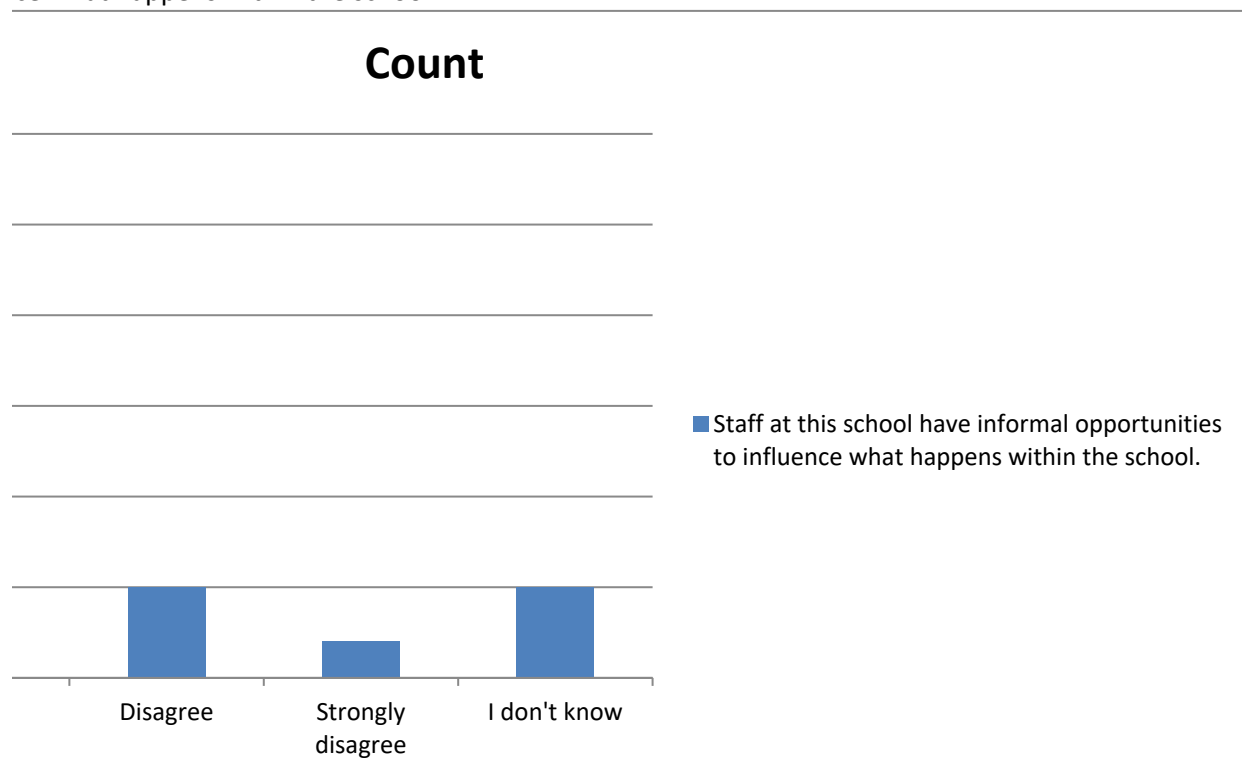


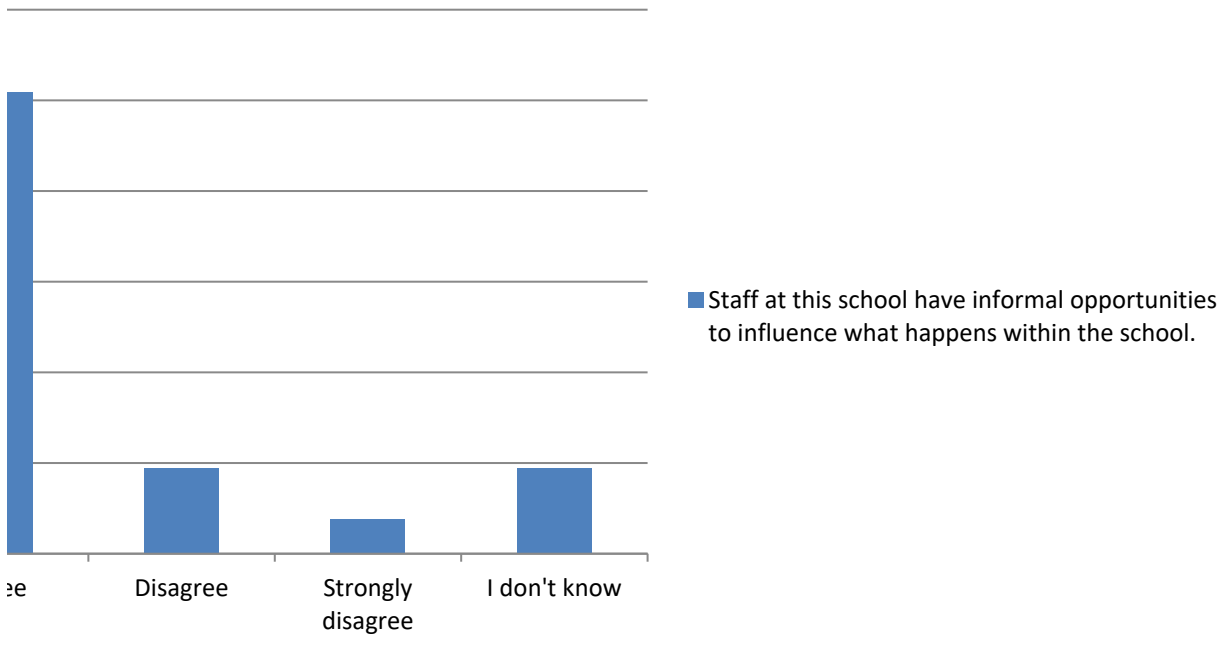


ol.

· Excel, to change the chart type.
C) or "Switch Plot" (Mac) in the chart tools

ce what happens within the school.





Summary of Staff get recognized for doing a good job.

Categorical Summary

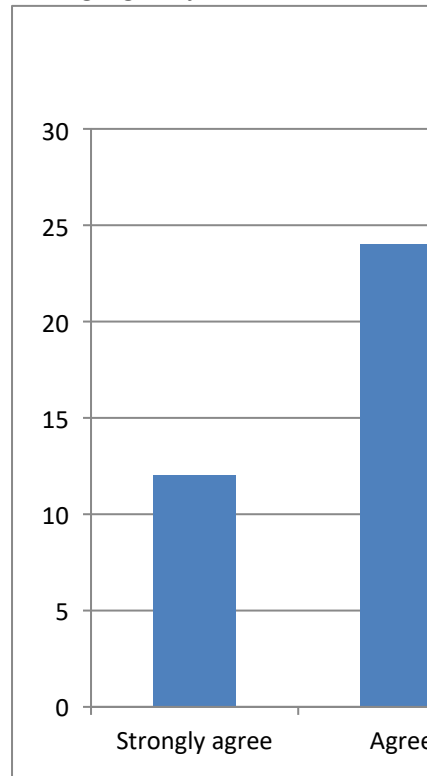
Sample Size Number of Distinct Categories

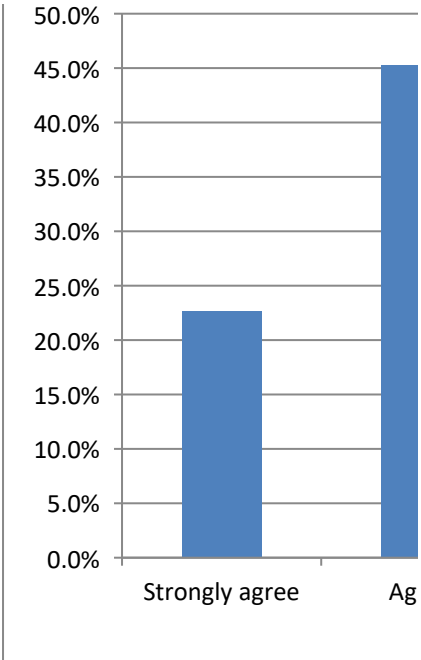
53 of 53 5

Staff get re	Count	Percent of	Confidence Interval (Percent of Data)
Strongly ag	12	22.6%	13.5% to 35.5%
Agree	24	45.3%	32.7% to 58.5%
Disagree	9	17.0%	9.2% to 29.2%
Strongly di:	4	7.5%	3.0% to 17.9%
I don't know	4	7.5%	3.0% to 17.9%

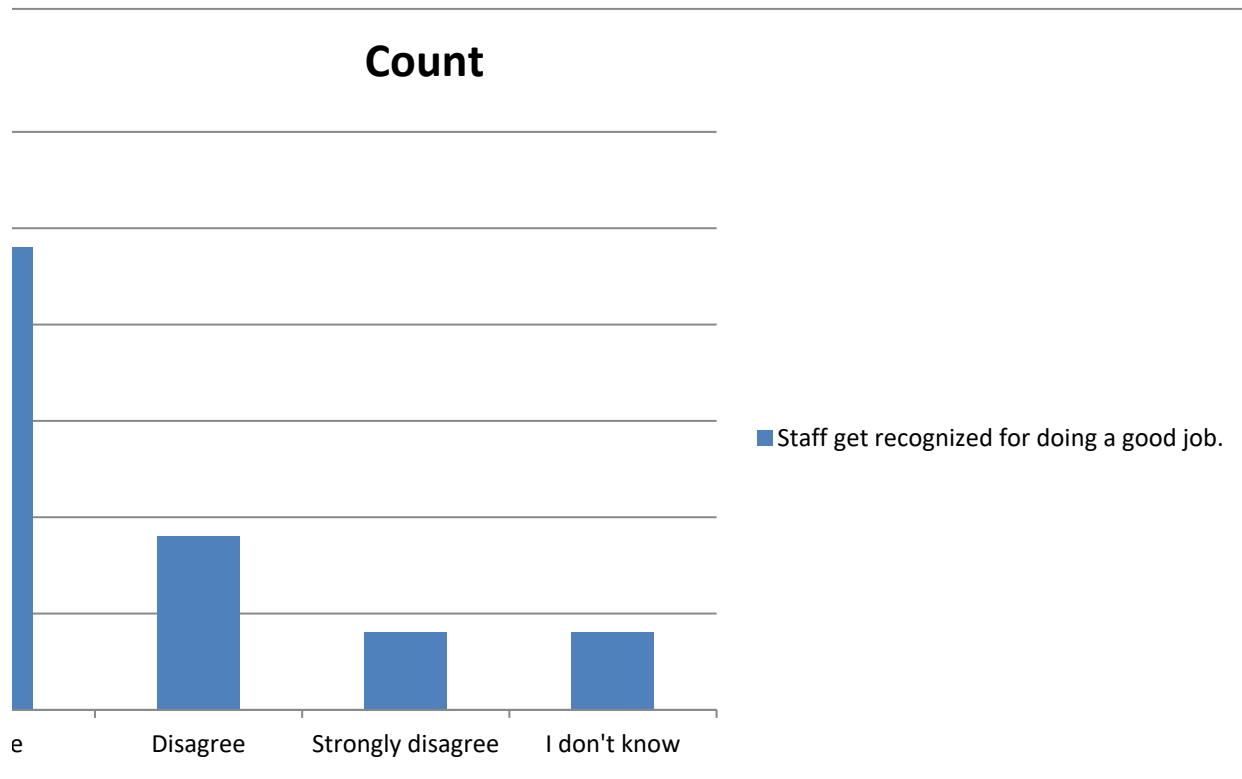
Select a chart and choose "Clustered Column", "100% Stacked Column", or "Pie" chart in Powerpoint or To create a correct "100% Stacked Column" chart, choose the chart then click "Switch Row/Column" (PC

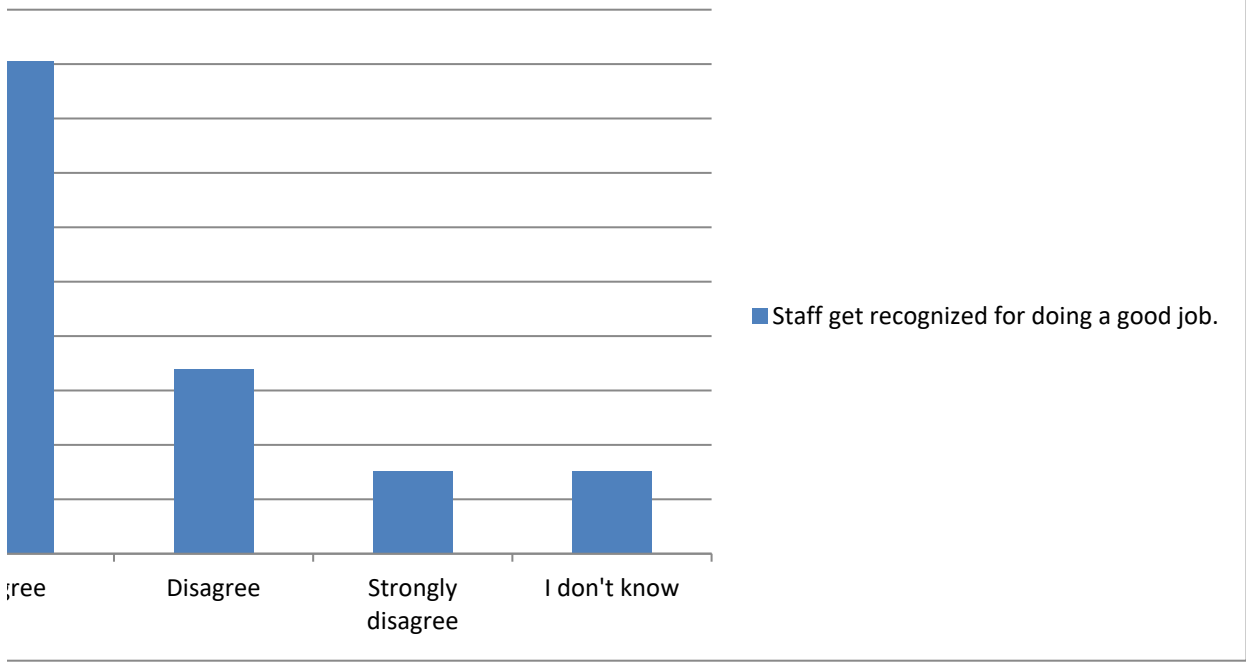
Count	Staff get re	Percent	Staff get recognized for doing a good job.
Strongly ag	12	Strongly ag	22.6%
Agree	24	Agree	45.3%
Disagree	9	Disagree	17.0%
Strongly di:	4	Strongly di:	7.5%
I don't know	4	I don't know	7.5%





· Excel, to change the chart type.
C) or "Switch Plot" (Mac) in the chart tools





Summary of Members of our school staff work to create a safe and welcoming environment for all stud

Categorical Summary

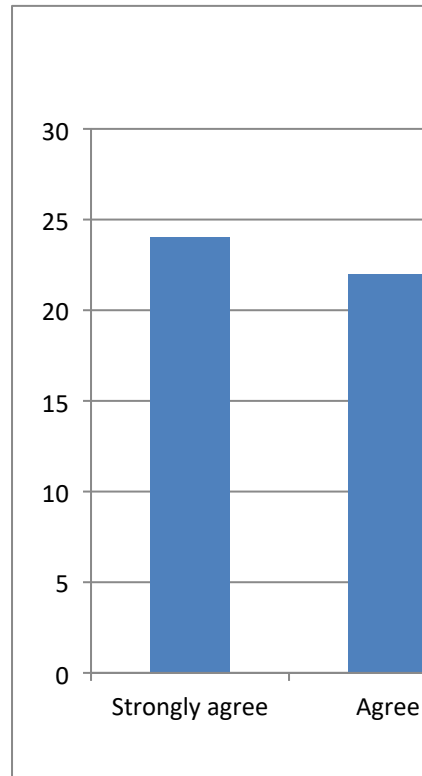
Sample Size Number of Distinct Categories

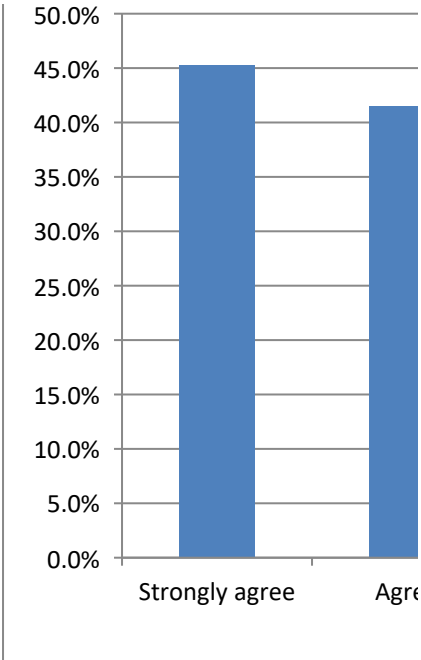
53 of 53 5

Members c	Count	Percent of	Confidence Interval (Percent of Data)
Strongly ag	24	45.3%	32.7% to 58.5%
Agree	22	41.5%	29.3% to 54.9%
Disagree	2	3.8%	1.0% to 12.8%
Strongly di:	3	5.7%	1.9% to 15.4%
I don't know	2	3.8%	1.0% to 12.8%

Select a chart and choose "Clustered Column", "100% Stacked Column", or "Pie" chart in Powerpoint or To create a correct "100% Stacked Column" chart, choose the chart then click "Switch Row/Column" (PC

Count	Members c	Percent	Members of our school staff work to create a safe and we
Strongly ag	24	Strongly ag 45.3%	
Agree	22	Agree 41.5%	
Disagree	2	Disagree 3.8%	
Strongly di:	3	Strongly di: 5.7%	
I don't know	2	I don't know 3.8%	

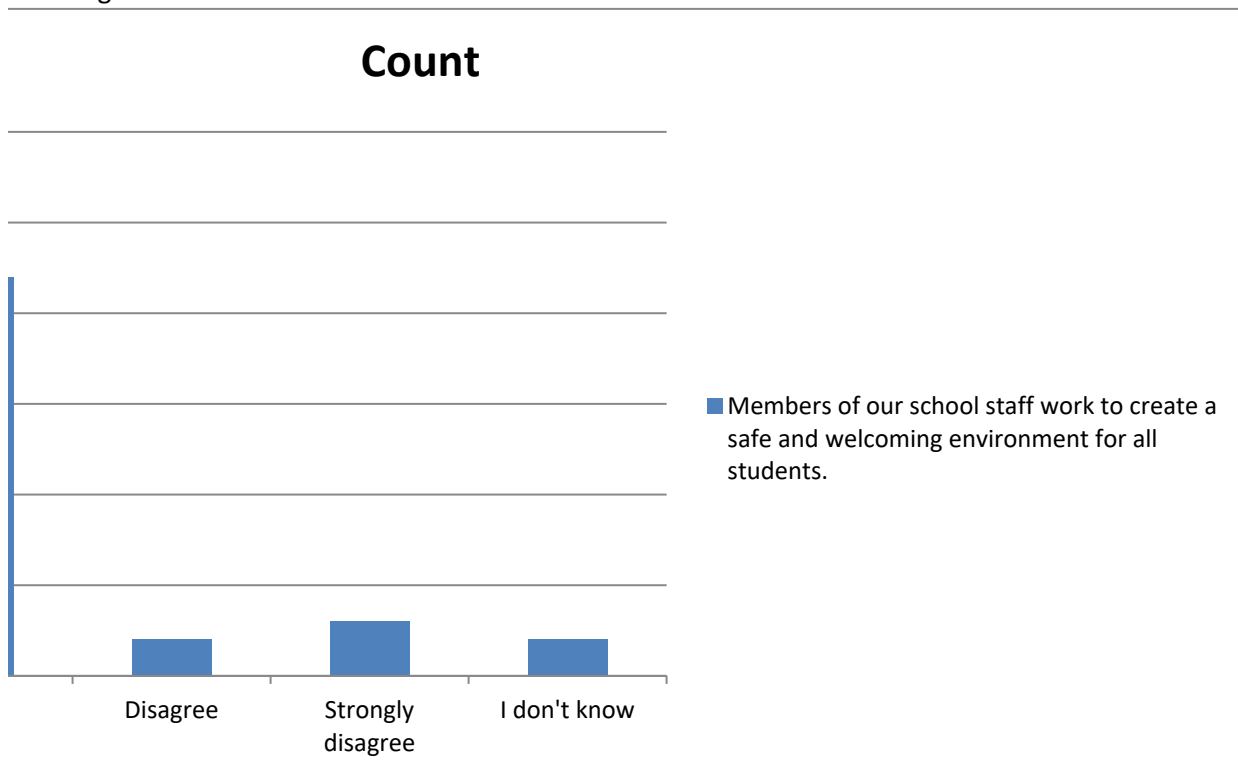




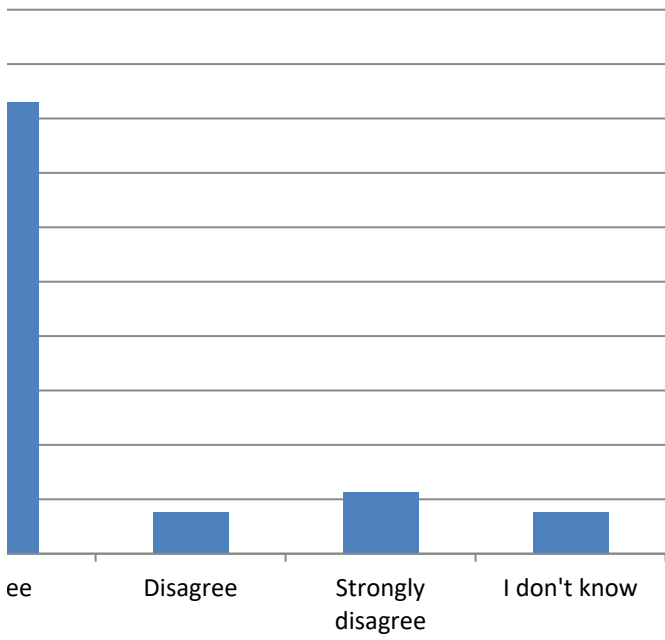
ents.

· Excel, to change the chart type.
C) or "Switch Plot" (Mac) in the chart tools

Welcoming environment for all students.



Percent



■ Members of our school staff work to create a safe and welcoming environment for all students.

Summary of I feel like I belong.



Categorical Summary


Sample Size: 53 of 53
 Average: 3.169811
 Median: 3
 Number of Distinct Categories: 4

Recode	I feel like I	Count	Percent of	Confidence Interval (Percent of Data)
4	Strongly ag	20	37.7%	25.9% to 51.2%
3	Agree	24	45.3%	32.7% to 58.5%
2	Disagree	7	13.2%	6.5% to 24.8%
1	Strongly di:	2	3.8%	1.0% to 12.8%

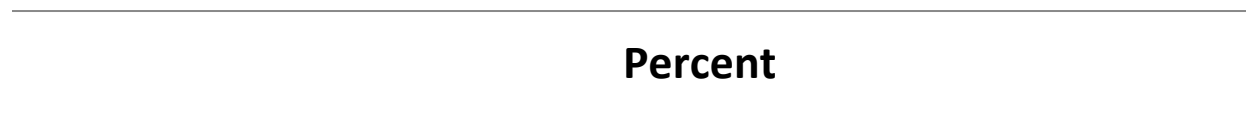
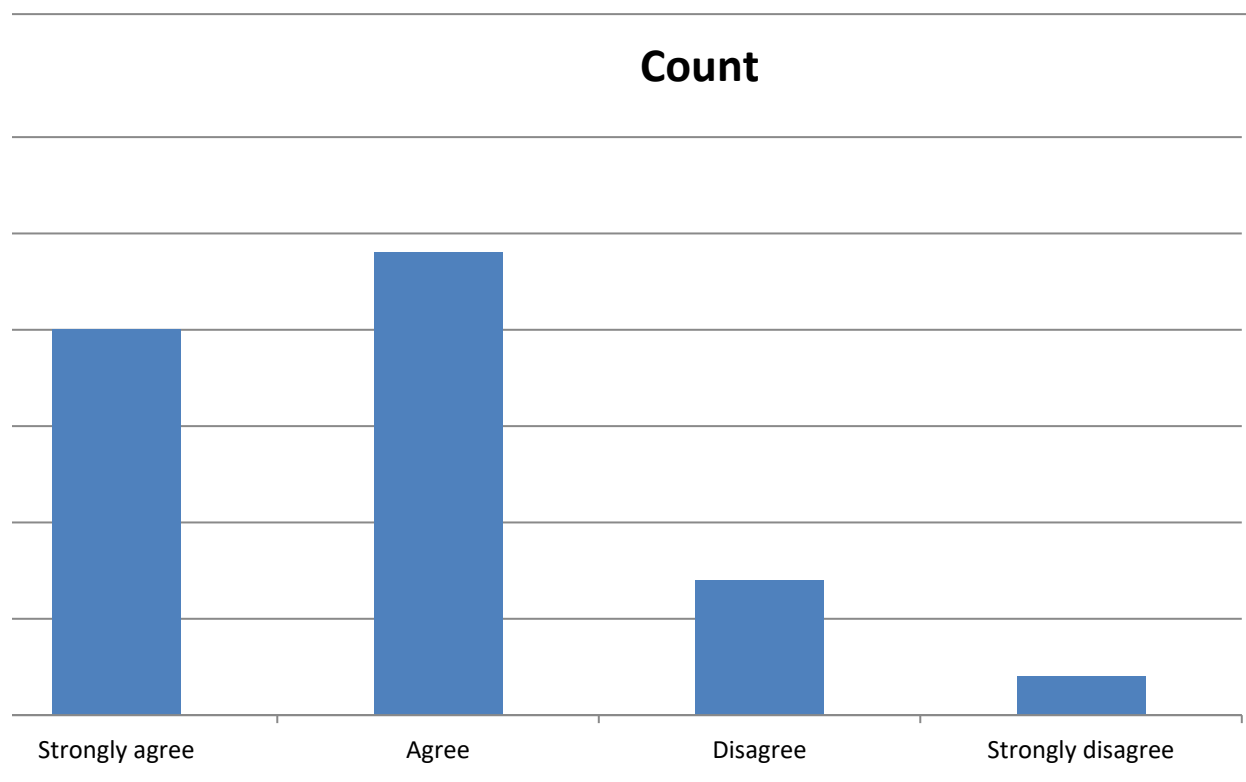
Select a chart and choose "Clustered Column", "100% Stacked Column", or "Pie" chart in Powerpoint or To create a correct "100% Stacked Column" chart, choose the chart then click "Switch Row/Column" (PC

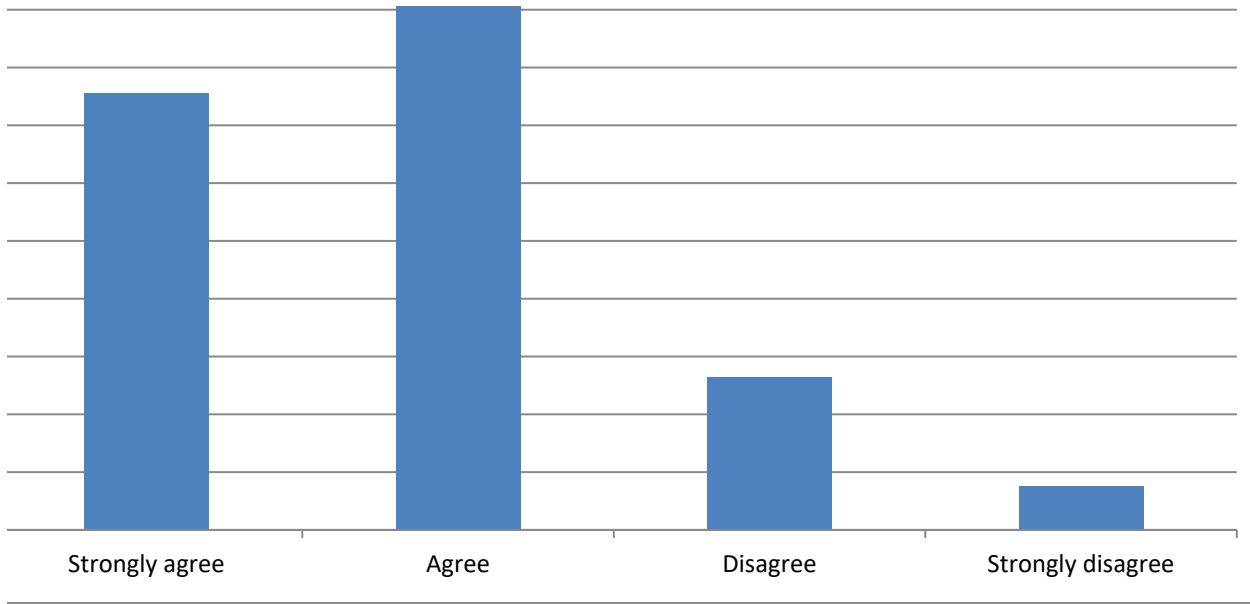
Recode	Count	I feel like I	Percent	I feel like I belong.
4	Strongly ag	20	Strongly ag	37.7%
3	Agree	24	Agree	45.3%
2	Disagree	7	Disagree	13.2%
1	Strongly di:	2	Strongly di:	3.8%





· Excel, to change the chart type.
C) or "Switch Plot" (Mac) in the chart tools





■ I feel like I belong.

■ I feel like I belong.

Summary of I feel safe at this school.

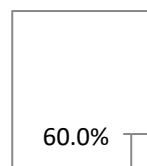

Categorical Summary


Sample Size	Average	Median	Number of Distinct Categories
52 of 52	3.384615	3.5	4

Recode	I feel safe a	Count	Percent of	Confidence Interval (Percent of Data)
4	Strongly ag	26	50.0%	36.9% to 63.1%
3	Agree	21	40.4%	28.2% to 53.9%
2	Disagree	4	7.7%	3.0% to 18.2%
1	Strongly di:	1	1.9%	0.3% to 10.1%

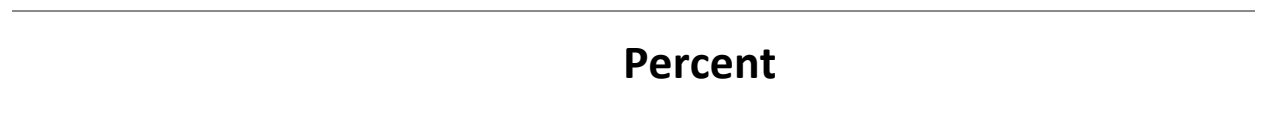
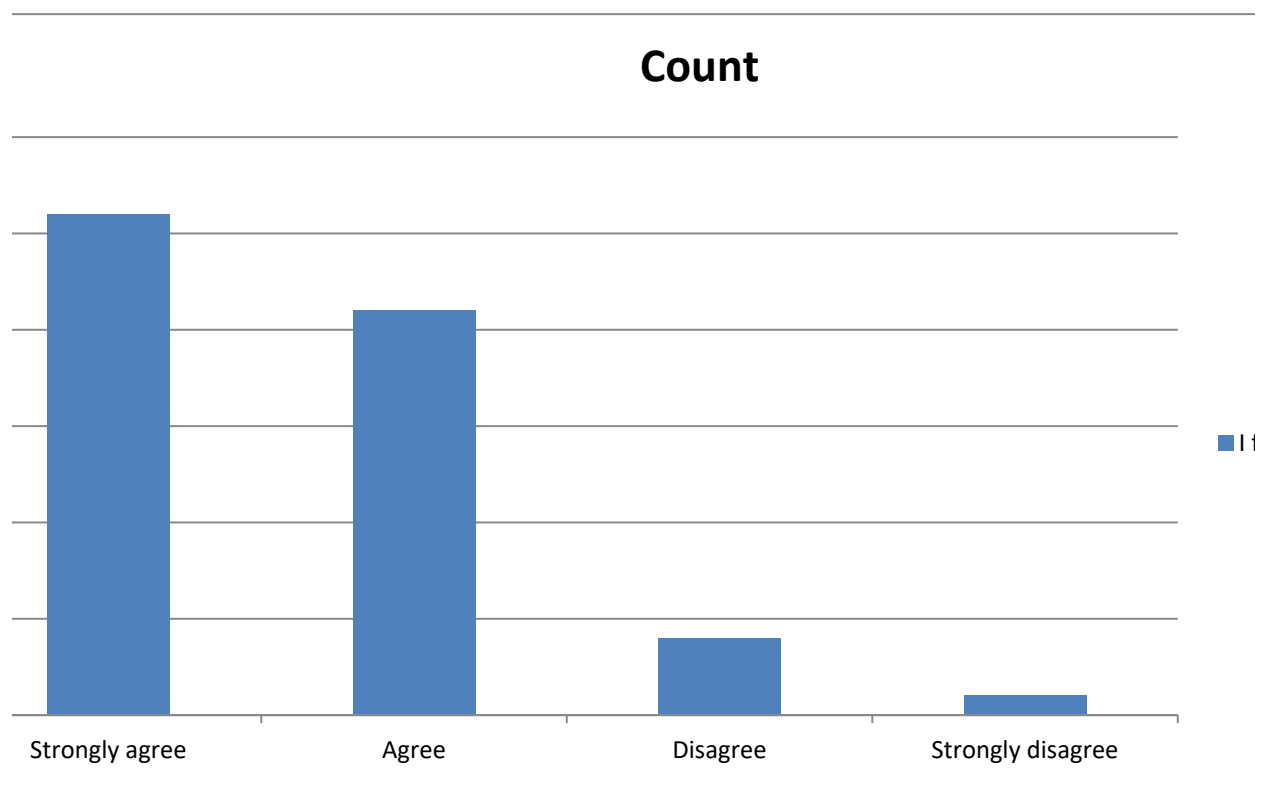
Select a chart and choose "Clustered Column", "100% Stacked Column", or "Pie" chart in Powerpoint or To create a correct "100% Stacked Column" chart, choose the chart then click "Switch Row/Column" (PC

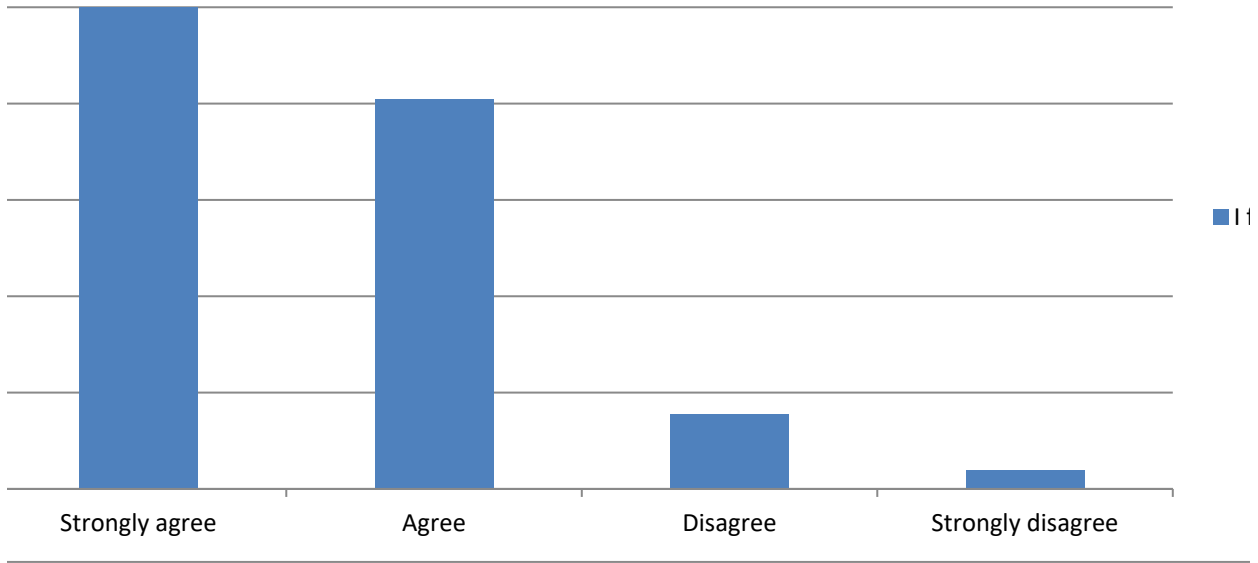
Recode	Count	I feel safe a	Percent	I feel safe at this school.
4	Strongly ag	26	Strongly ag	50.0%
3	Agree	21	Agree	40.4%
2	Disagree	4	Disagree	7.7%
1	Strongly di:	1	Strongly di:	1.9%





· Excel, to change the chart type.
C) or "Switch Plot" (Mac) in the chart tools





feel safe at this school.

feel safe at this school.

Summary of People at this school care about me as person.

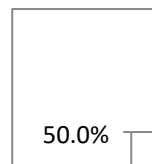
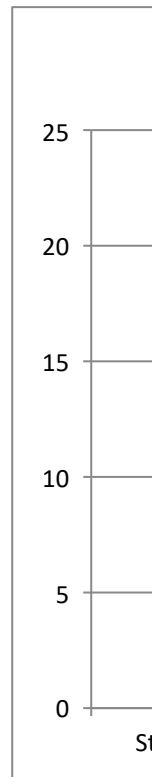
Categorical Summary


Sample Size: 53 of 53
 Average: 3.226415
 Median: 3
 Number of Distinct Categories: 4

Recode	People at t	Count	Percent of	Confidence Interval (Percent of Data)
4	Strongly ag	22	41.5%	29.3% to 54.9%
3	Agree	23	43.4%	31.0% to 56.7%
2	Disagree	6	11.3%	5.3% to 22.6%
1	Strongly di:	2	3.8%	1.0% to 12.8%

Select a chart and choose "Clustered Column", "100% Stacked Column", or "Pie" chart in Powerpoint or To create a correct "100% Stacked Column" chart, choose the chart then click "Switch Row/Column" (PC

Recode	Count	People at t	Percent	People at this school care about m
4	Strongly ag	22	Strongly ag	41.5%
3	Agree	23	Agree	43.4%
2	Disagree	6	Disagree	11.3%
1	Strongly di:	2	Strongly di:	3.8%

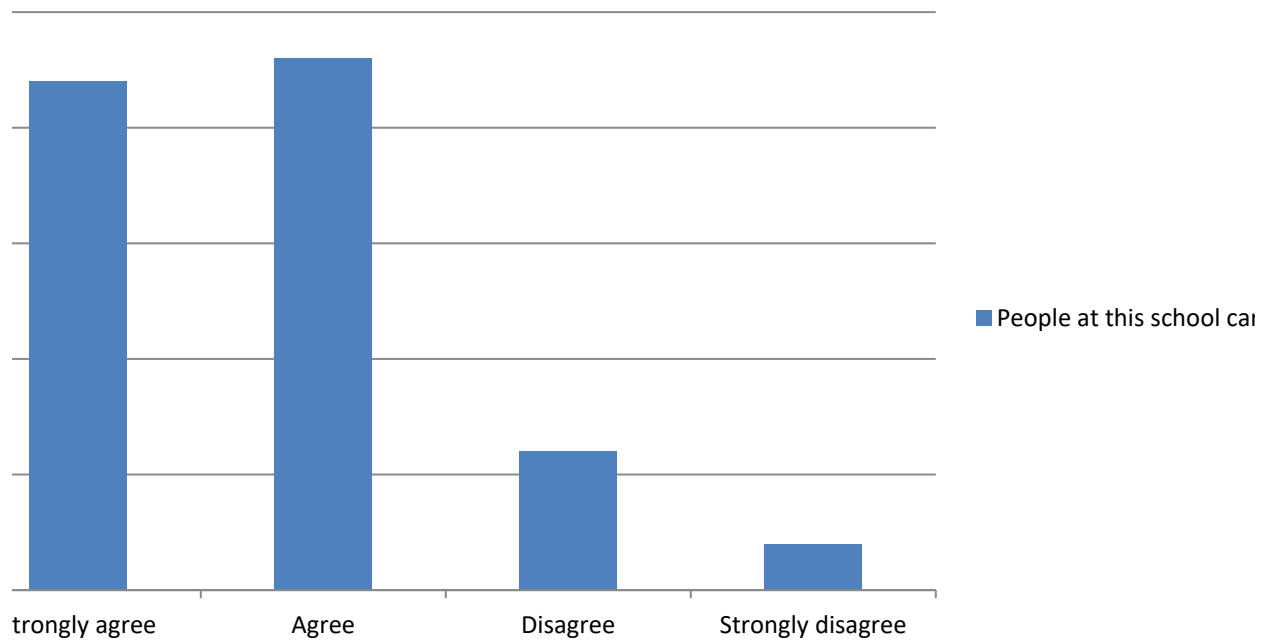




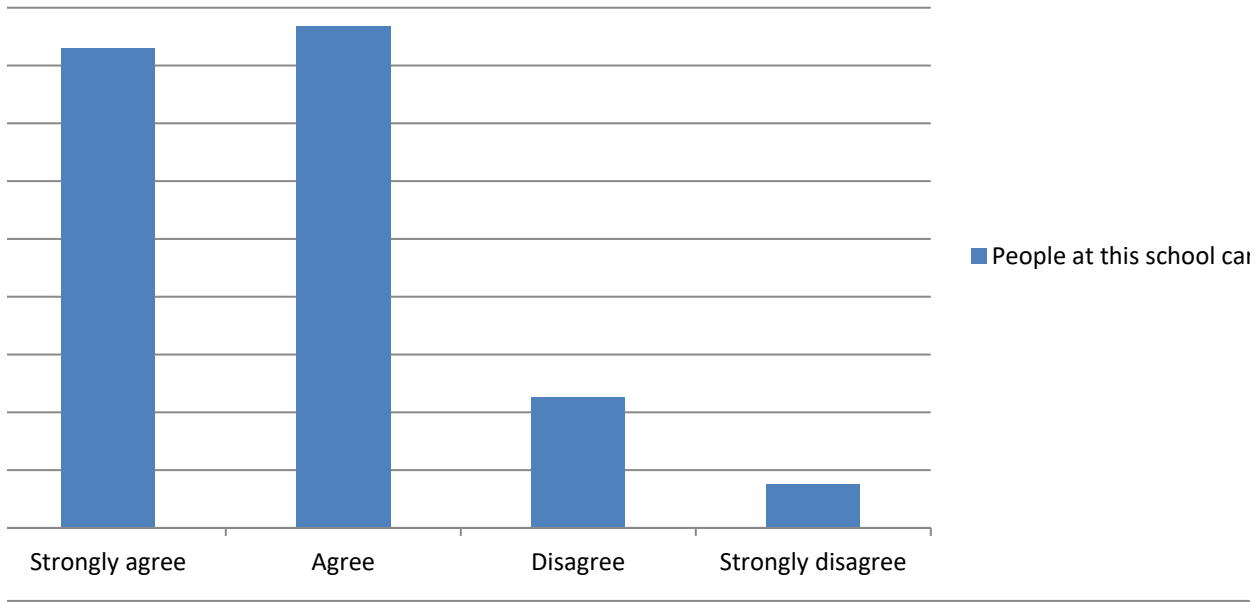
· Excel, to change the chart type.
C) or "Switch Plot" (Mac) in the chart tools

ie as person.

Count



Percent



re about me as person.

re about me as person.

Summary of I am treated equitably at my school.

Categorical Summary


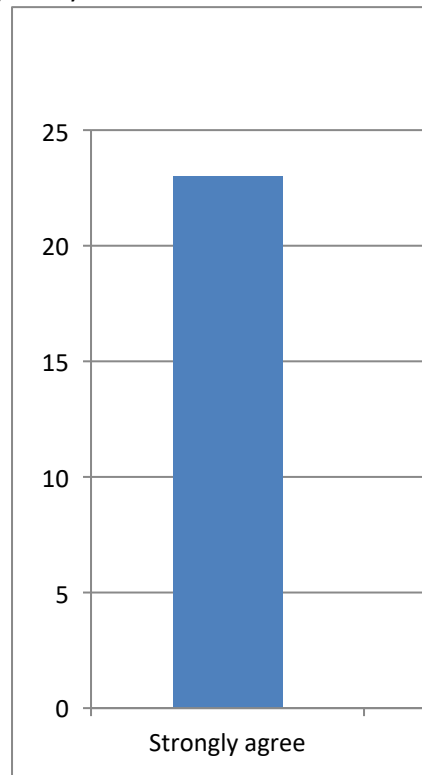
Sample Size Number of Distinct Categories

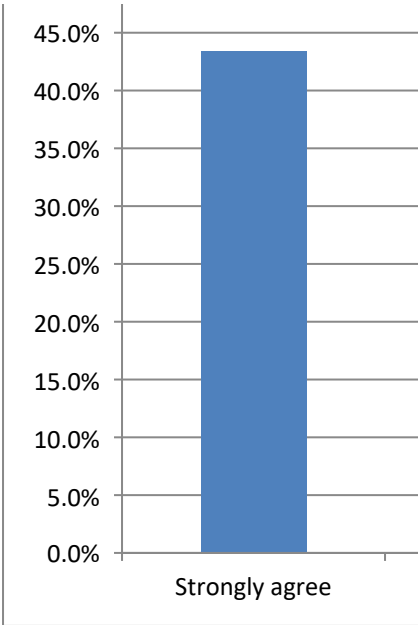
53 of 53 4

I am treat	Count	Percent of	Confidence Interval (Percent of Data)
Strongly ag	23	43.4%	31.0% to 56.7%
Agree	23	43.4%	31.0% to 56.7%
Disagree	5	9.4%	4.1% to 20.3%
Strongly di:	2	3.8%	1.0% to 12.8%

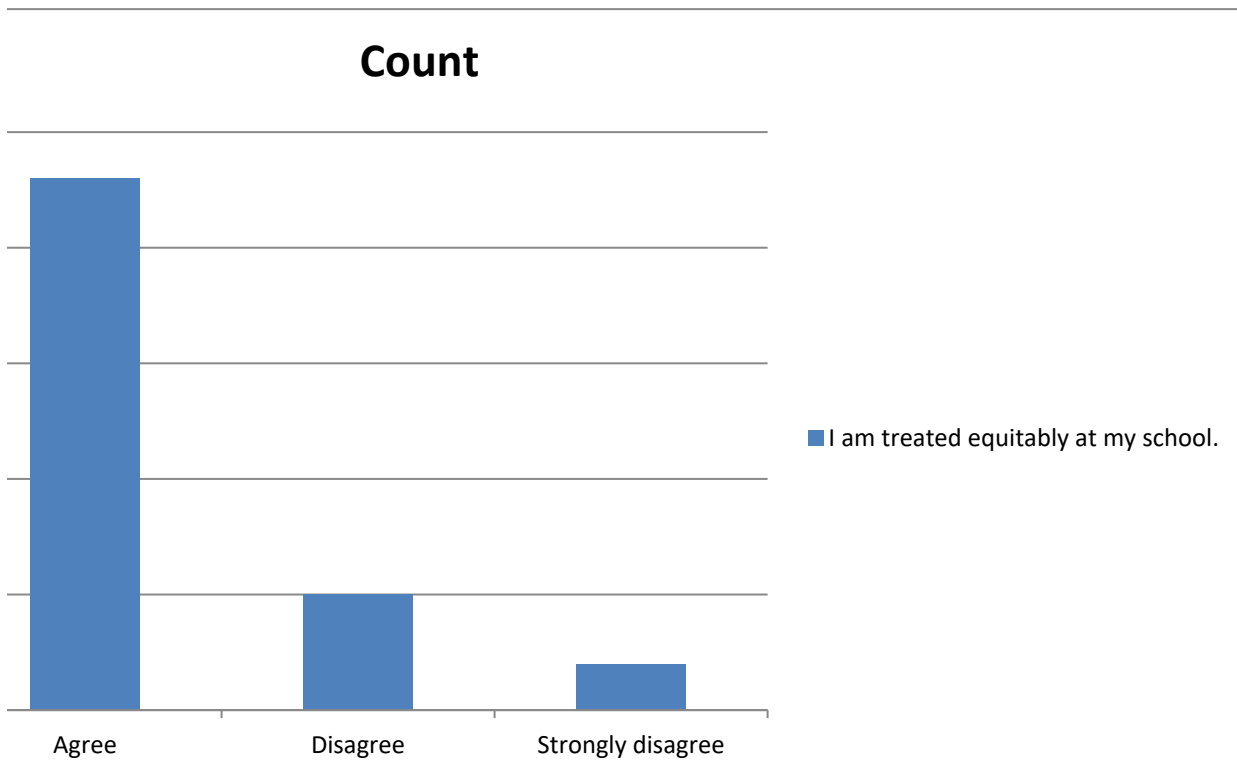
Select a chart and choose "Clustered Column", "100% Stacked Column", or "Pie" chart in Powerpoint or To create a correct "100% Stacked Column" chart, choose the chart then click "Switch Row/Column" (PC

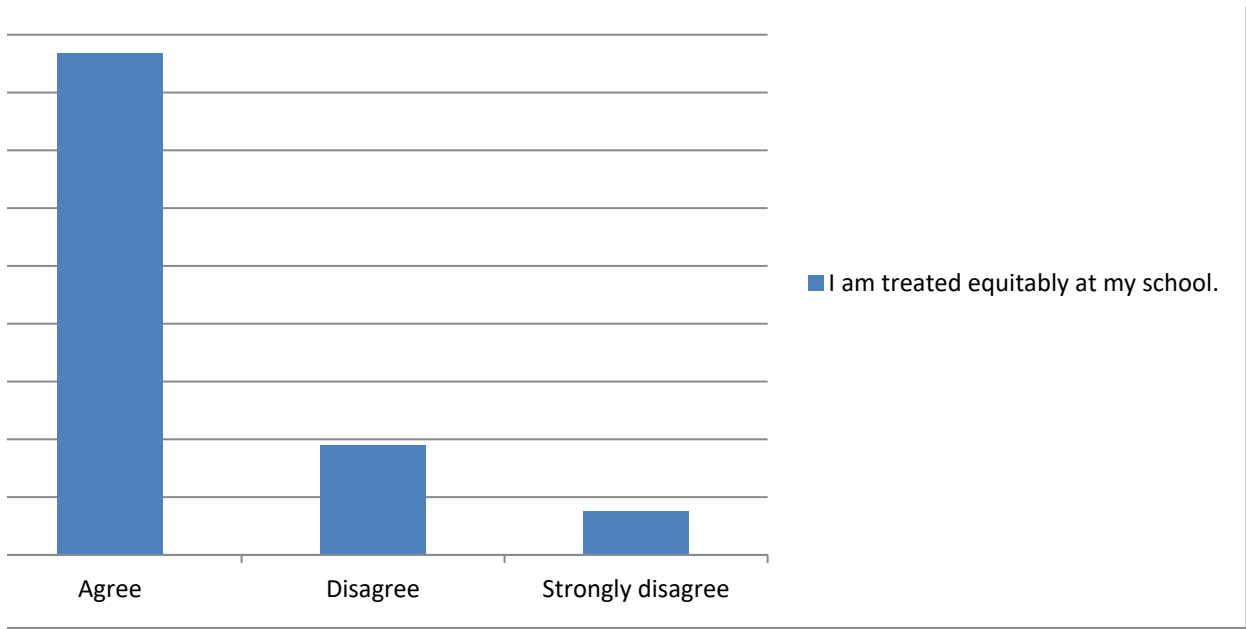
Count	I am treat	Percent	I am treated equitably at my school.
Strongly ag	23	Strongly ag	43.4%
Agree	23	Agree	43.4%
Disagree	5	Disagree	9.4%
Strongly di:	2	Strongly di:	3.8%





· Excel, to change the chart type.
C) or "Switch Plot" (Mac) in the chart tools





Summary of I feel comfortable discussing concerns with a supervisor.

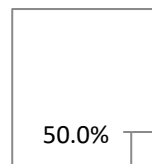
Categorical Summary


Sample Size	Average	Median	Number of Distinct Categories
53 of 53	3.226415	3	4

Recode	I feel comfr	Count	Percent of	Confidence Interval (Percent of Data)
4	Strongly ag	23	43.4%	31.0% to 56.7%
3	Agree	22	41.5%	29.3% to 54.9%
2	Disagree	5	9.4%	4.1% to 20.3%
1	Strongly di:	3	5.7%	1.9% to 15.4%

Select a chart and choose "Clustered Column", "100% Stacked Column", or "Pie" chart in Powerpoint or To create a correct "100% Stacked Column" chart, choose the chart then click "Switch Row/Column" (PC

Recode	Count	I feel comfr	Percent	I feel comfortable discussing conce
4	Strongly ag	23	Strongly ag	43.4%
3	Agree	22	Agree	41.5%
2	Disagree	5	Disagree	9.4%
1	Strongly di:	3	Strongly di:	5.7%

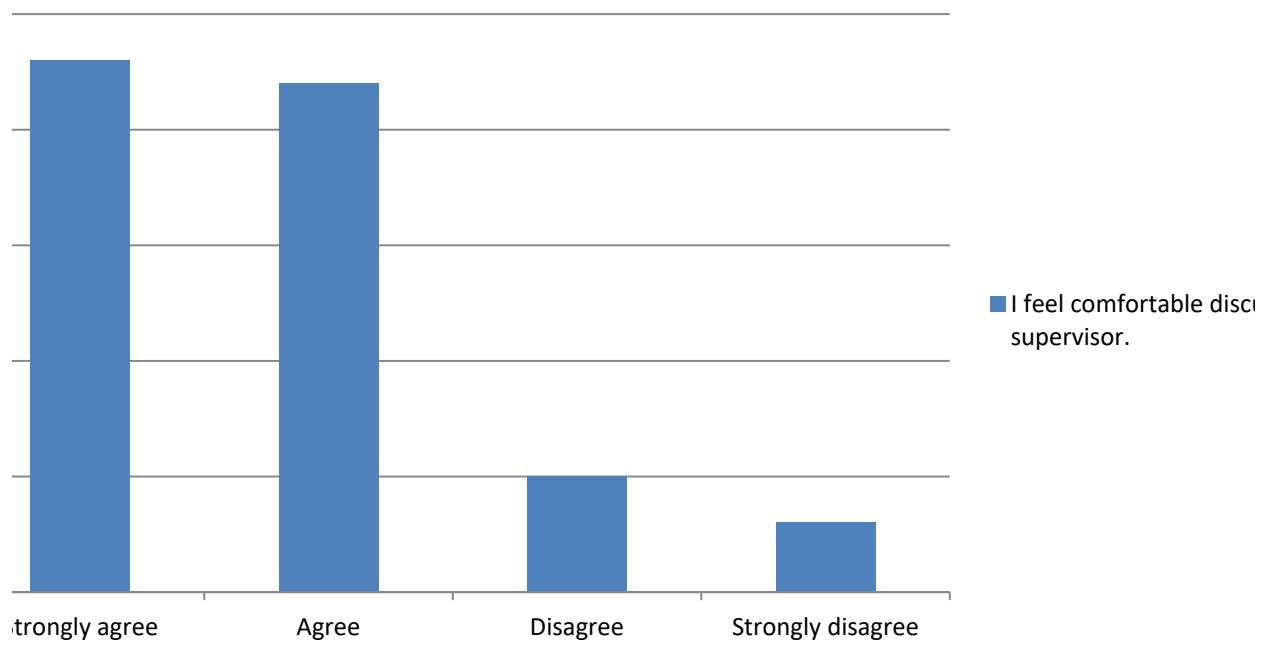




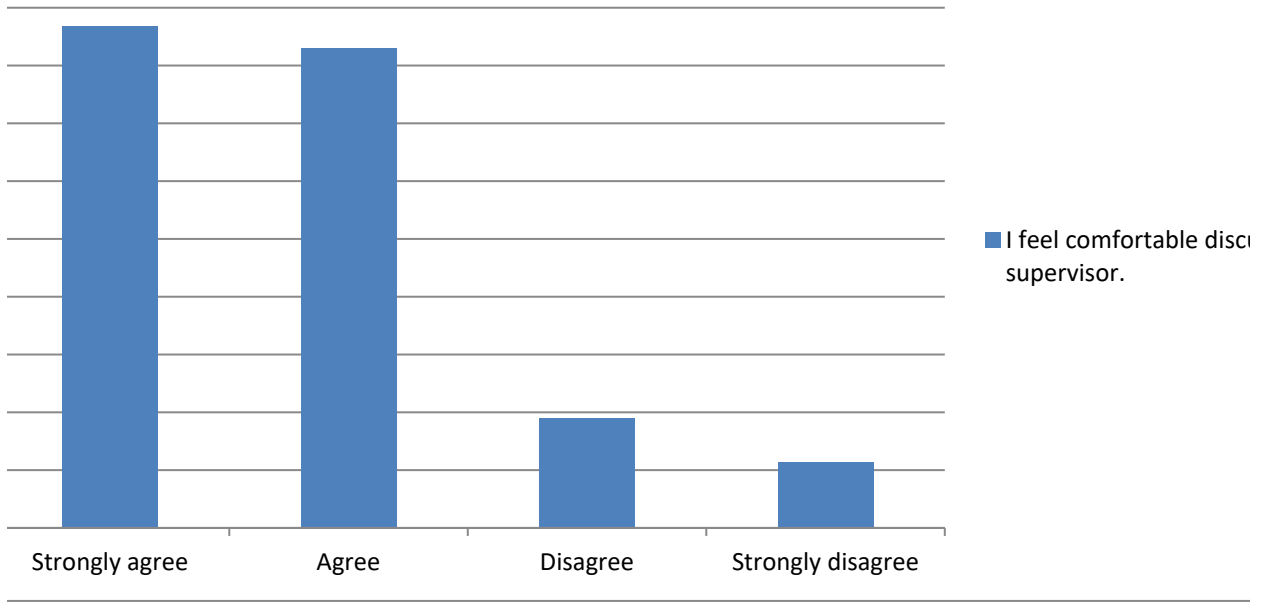
· Excel, to change the chart type.
C) or "Switch Plot" (Mac) in the chart tools

erns with a supervisor.

Count



Percent



ussing concerns with a

ussing concerns with a

Summary of I feel safe to report workplace harassment.


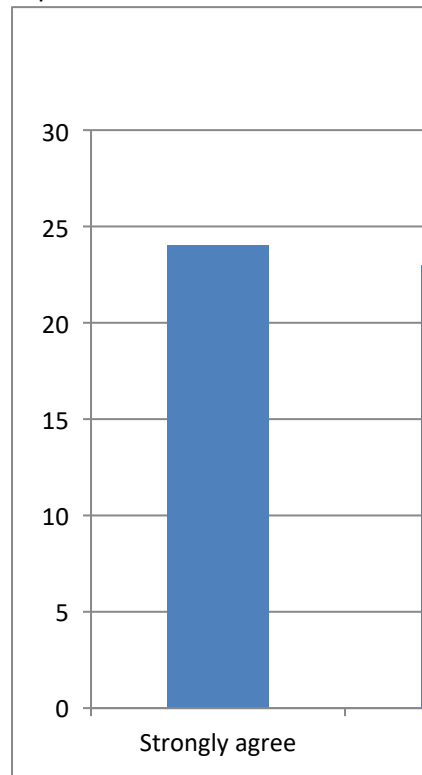
Categorical Summary

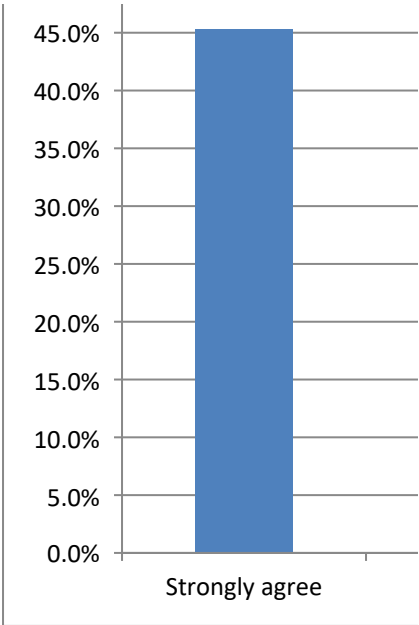
Sample Size Number of Distinct Categories
 53 of 53 4

I feel safe t	Count	Percent of	Confidence Interval (Percent of Data)
Strongly ag	24	45.3%	32.7% to 58.5%
Agree	23	43.4%	31.0% to 56.7%
Disagree	4	7.5%	3.0% to 17.9%
Strongly di:	2	3.8%	1.0% to 12.8%


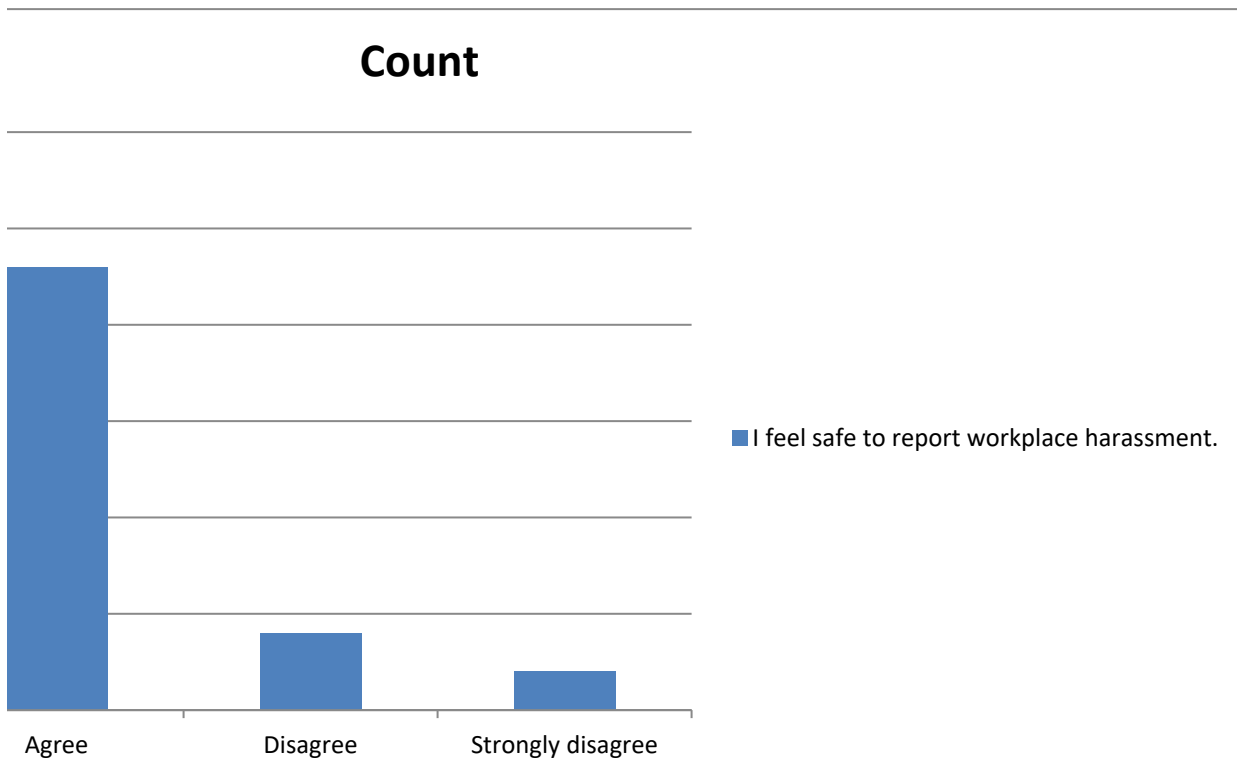
Select a chart and choose "Clustered Column", "100% Stacked Column", or "Pie" chart in Powerpoint or To create a correct "100% Stacked Column" chart, choose the chart then click "Switch Row/Column" (PC

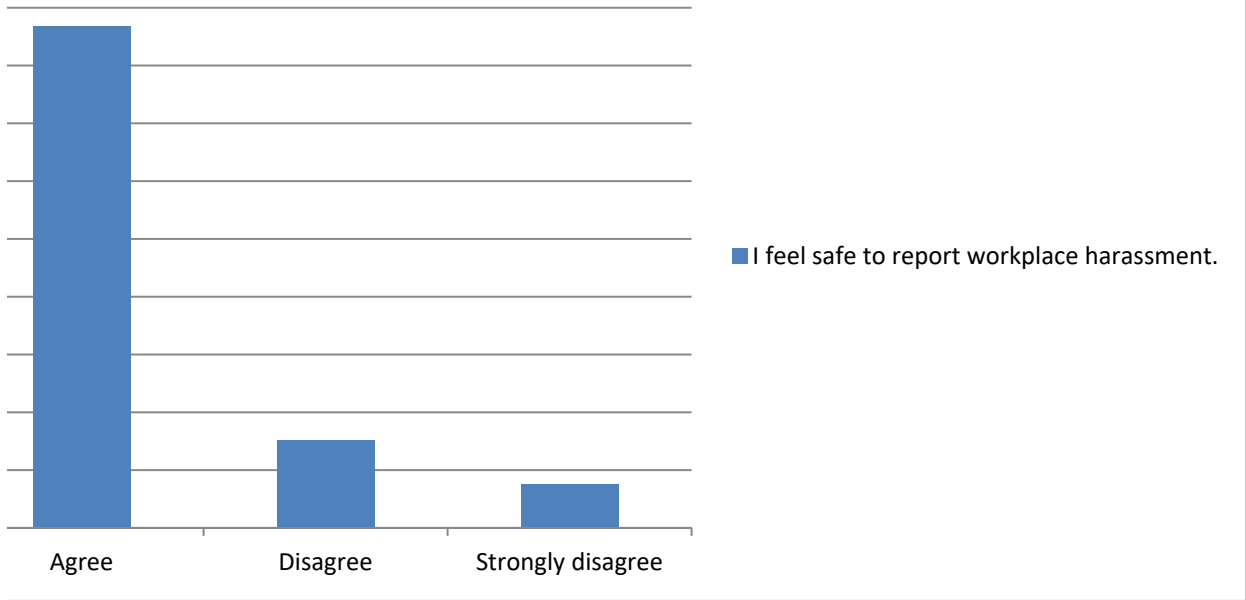
Count	I feel safe t	Percent	I feel safe to report workplace harassment.
Strongly ag	24	Strongly ag 45.3%	
Agree	23	Agree 43.4%	
Disagree	4	Disagree 7.5%	
Strongly di:	2	Strongly di: 3.8%	





· Excel, to change the chart type.
C) or "Switch Plot" (Mac) in the chart tools





Summary of I feel comfortable managing student behavior at my school.

Categorical Summary

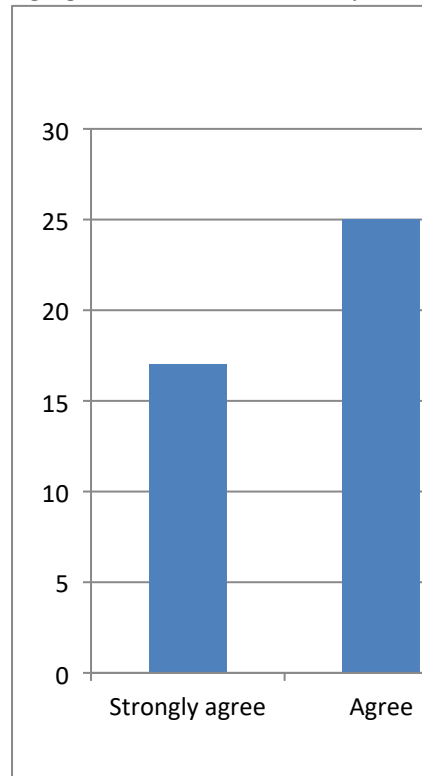
Sample Size Number of Distinct Categories

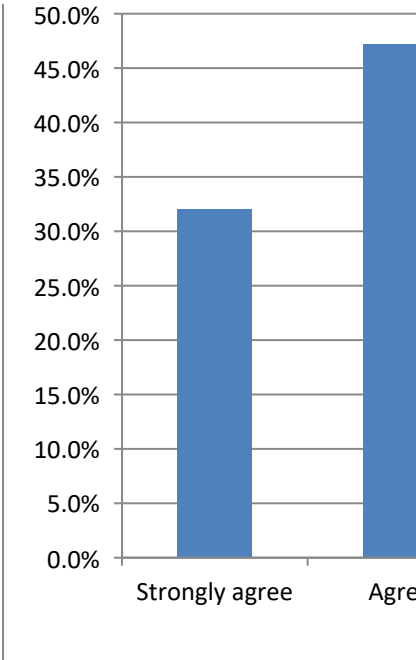
53 of 53 5

I feel comf	Count	Percent of	Confidence Interval (Percent of Data)
Strongly ag	17	32.1%	21.1% to 45.5%
Agree	25	47.2%	34.4% to 60.3%
Disagree	5	9.4%	4.1% to 20.3%
Strongly di:	2	3.8%	1.0% to 12.8%
Not applica	4	7.5%	3.0% to 17.9%

Select a chart and choose "Clustered Column", "100% Stacked Column", or "Pie" chart in Powerpoint or To create a correct "100% Stacked Column" chart, choose the chart then click "Switch Row/Column" (PC

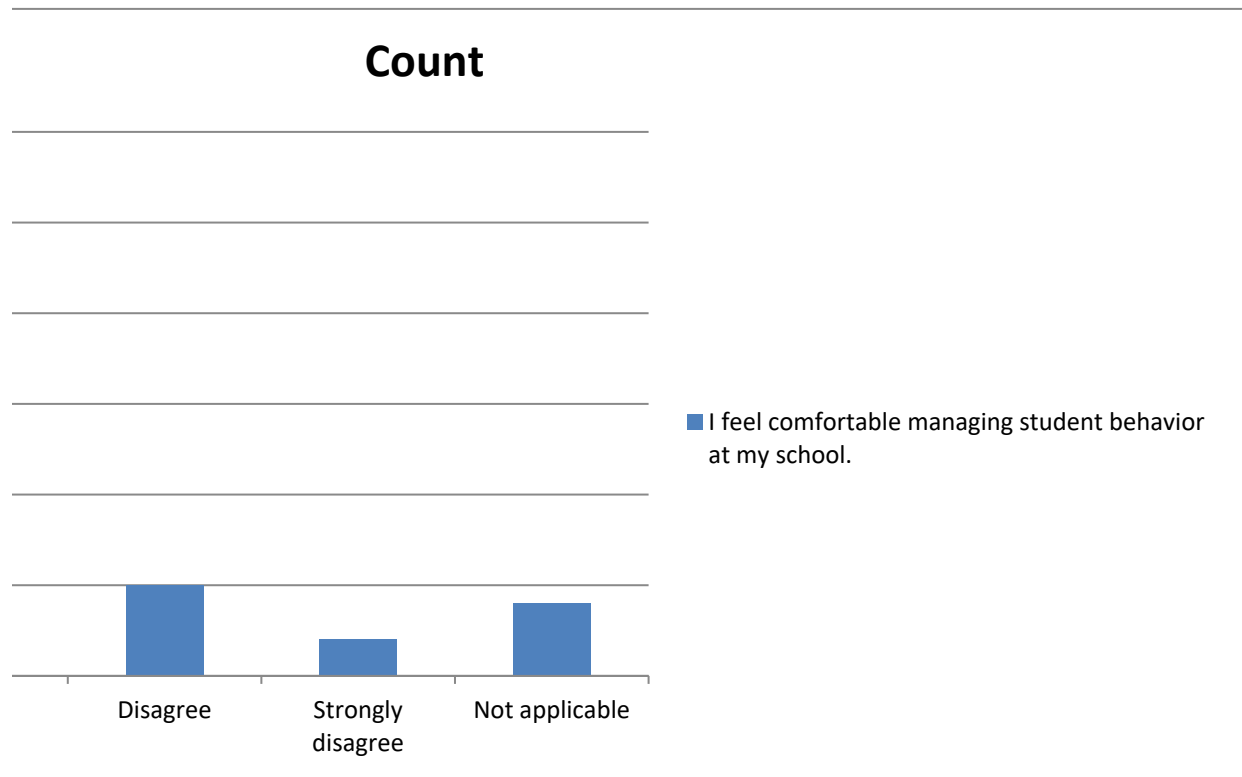
Count	I feel comf	Percent	I feel comfortable managing student behavior at my scho
Strongly ag	17	Strongly ag	32.1%
Agree	25	Agree	47.2%
Disagree	5	Disagree	9.4%
Strongly di:	2	Strongly di:	3.8%
Not applica	4	Not applica	7.5%

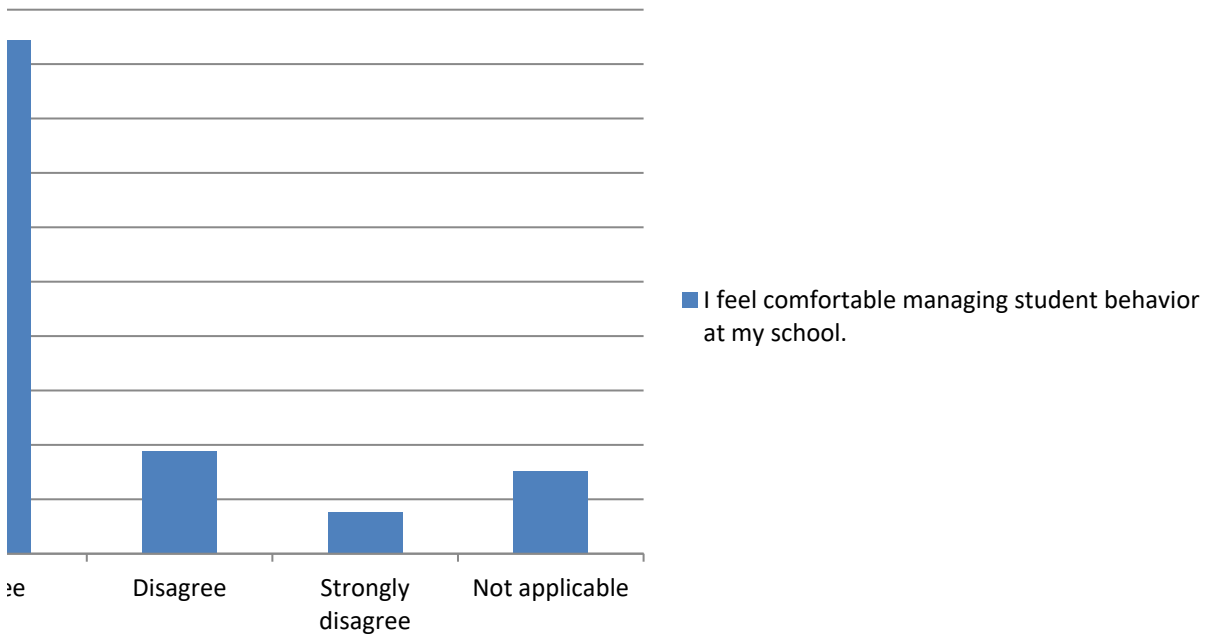




· Excel, to change the chart type.
C) or "Switch Plot" (Mac) in the chart tools

ol.





Summary of School staff are teased or picked on for any of the following:



Select a chart and choose "Clustered Column", "100% Stacked Column", or "Pie" chart in Powerpoint or

Col %

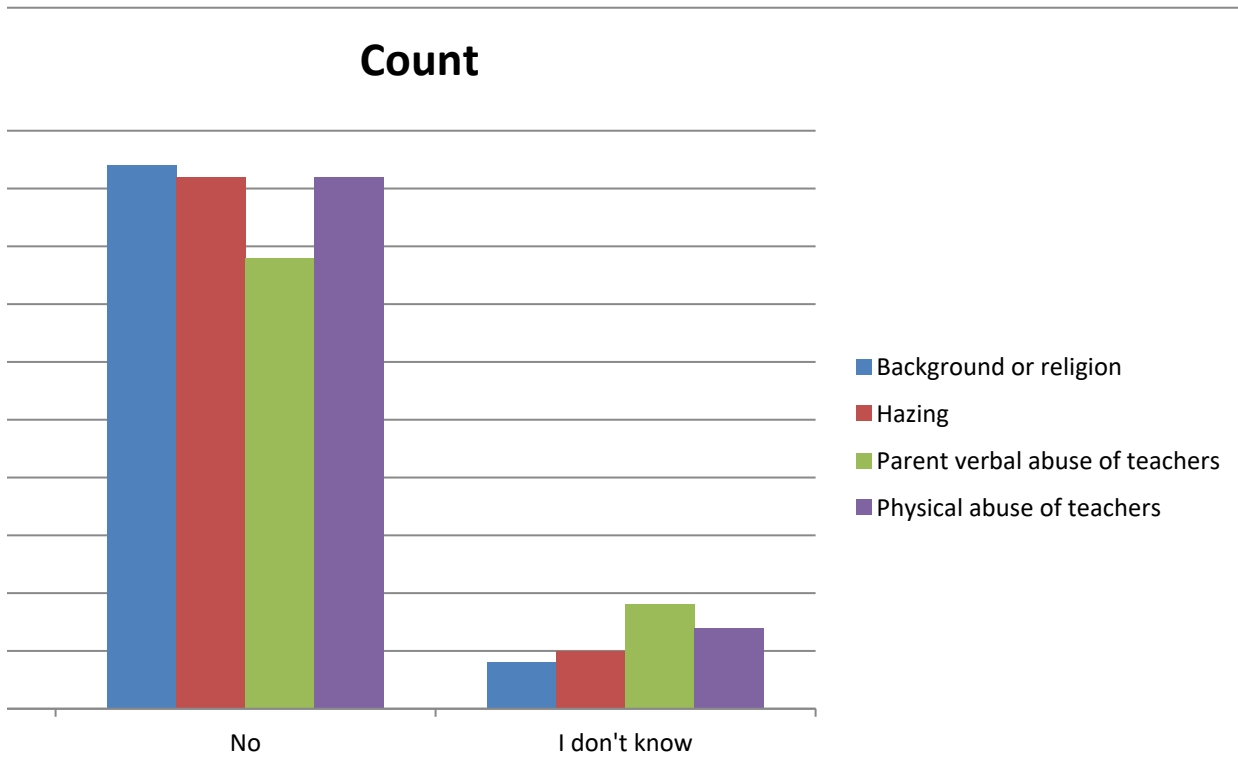
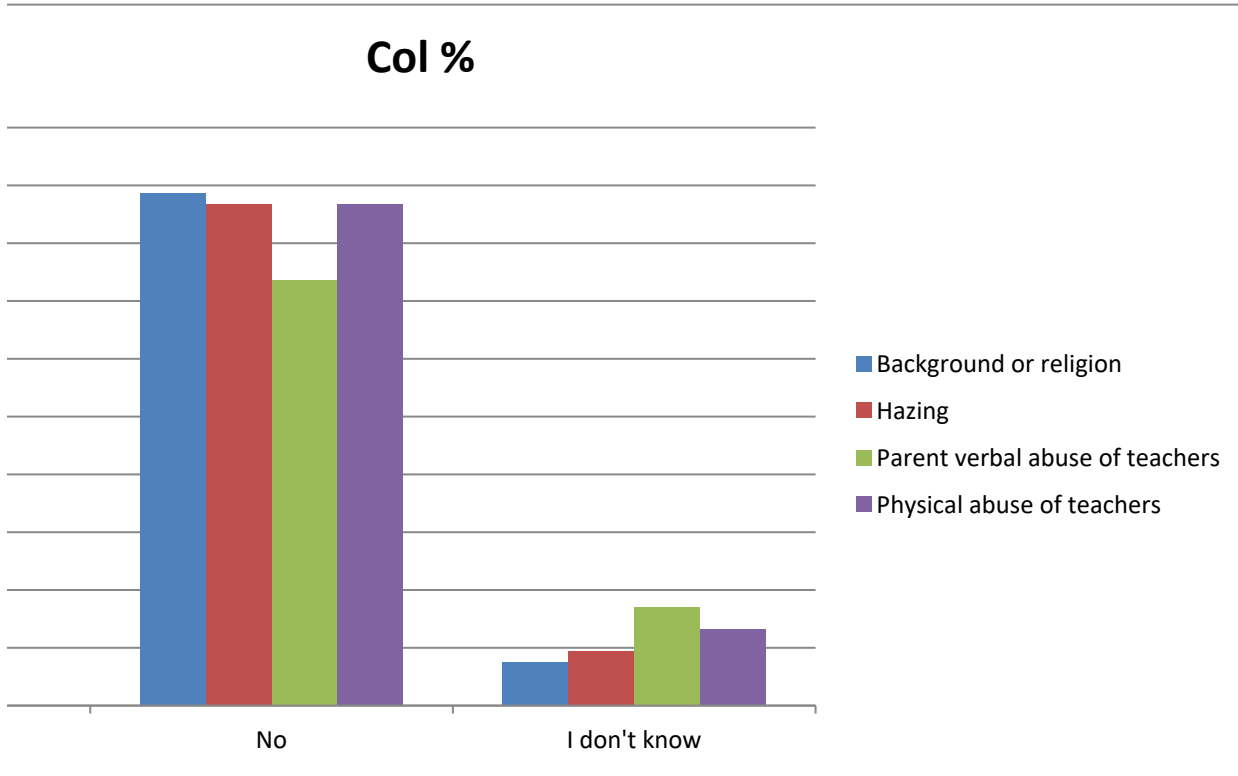
	Background	Hazing	Parent vert	Physical abuse of teach
Yes	3.8%	3.8%	9.4%	0.0%
No	88.7%	86.8%	73.6%	86.8%
I don't know	7.5%	9.4%	17.0%	13.2%

Count

	Background	Hazing	Parent vert	Physical abuse of teach
Yes	2	2	5	0
No	47	46	39	46
I don't know	4	5	9	7



· Excel, to change the chart type.



Summary of School staff are teased or picked on for any of the following:

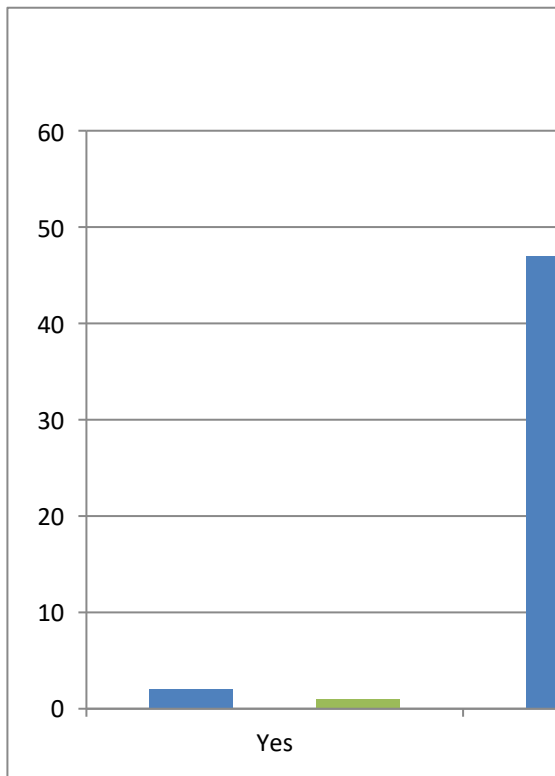

Select a chart and choose "Clustered Column", "100% Stacked Column", or "Pie" chart in Powerpoint or

Col %

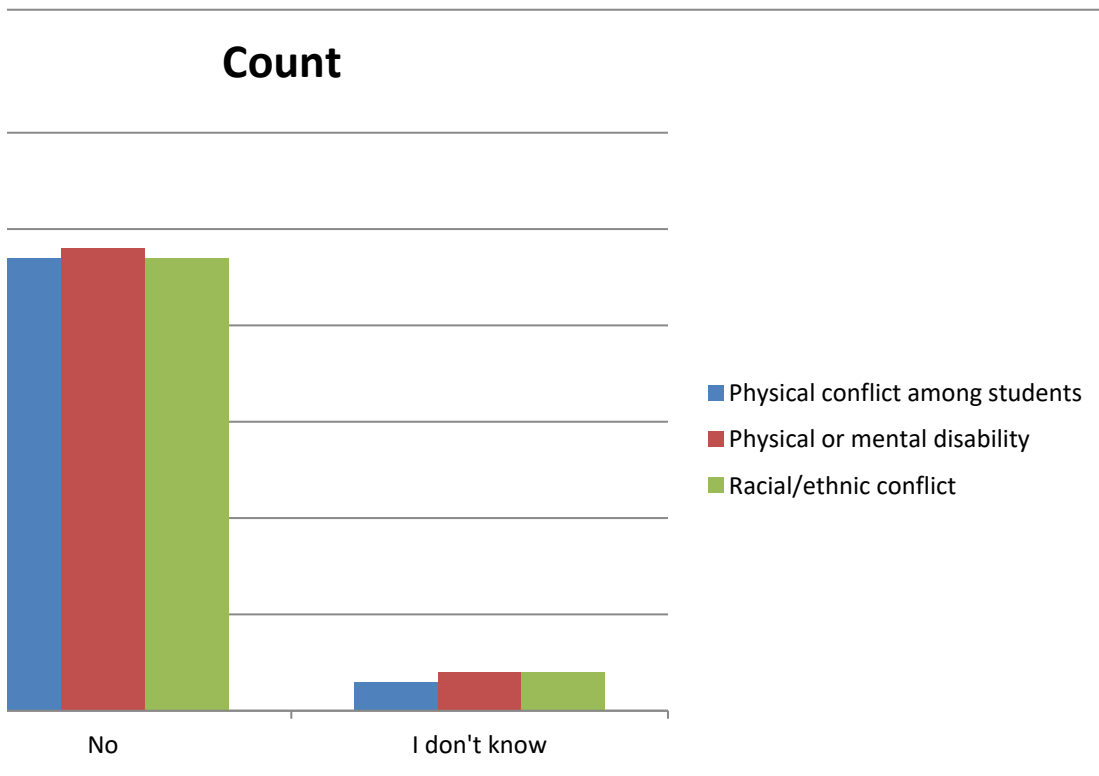
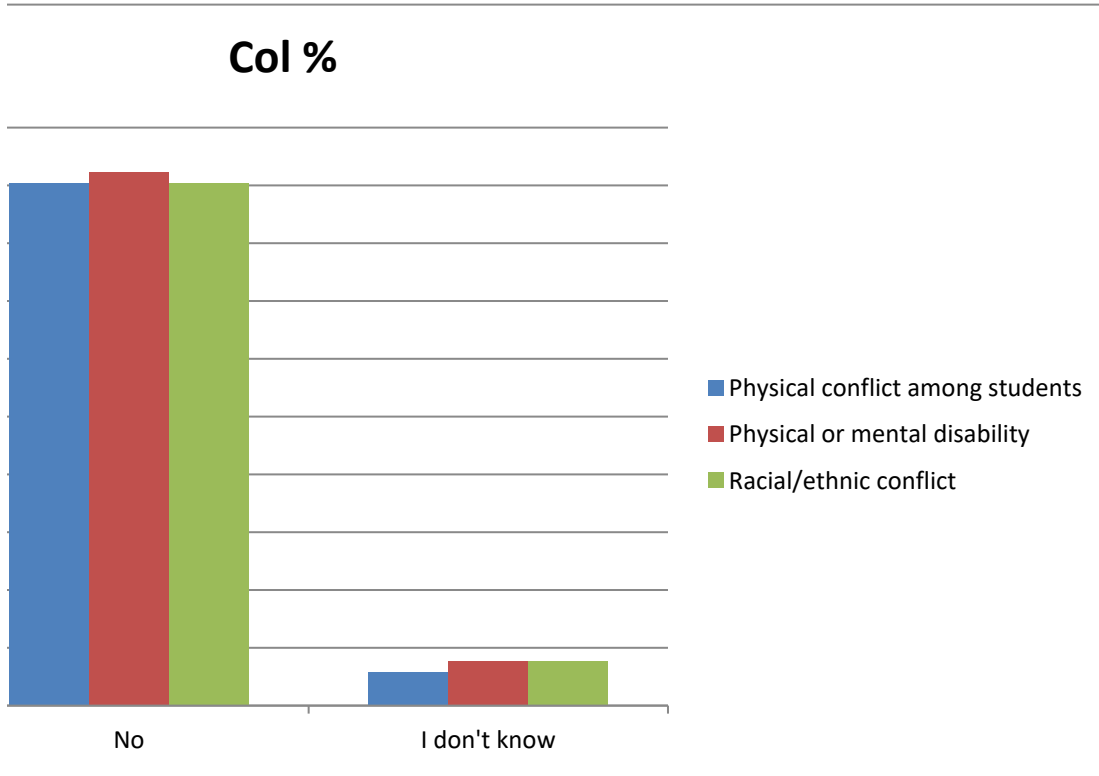
	Physical co	Physical or	Racial/ethnic conflict
Yes	3.8%	0.0%	1.9%
No	90.4%	92.3%	90.4%
I don't know	5.8%	7.7%	7.7%

Count

	Physical co	Physical or	Racial/ethnic conflict
Yes	2	0	1
No	47	48	47
I don't know	3	4	4



· Excel, to change the chart type.



Summary of The majority of the time while at work I feel:

Variable	Count	Average	Median
Angry	53	1.08	1.0
Anxious	53	1.21	1.0
Appreciate	53	1.68	2.0
Competent	53	1.91	2.0
Total	212	1.47	1.0


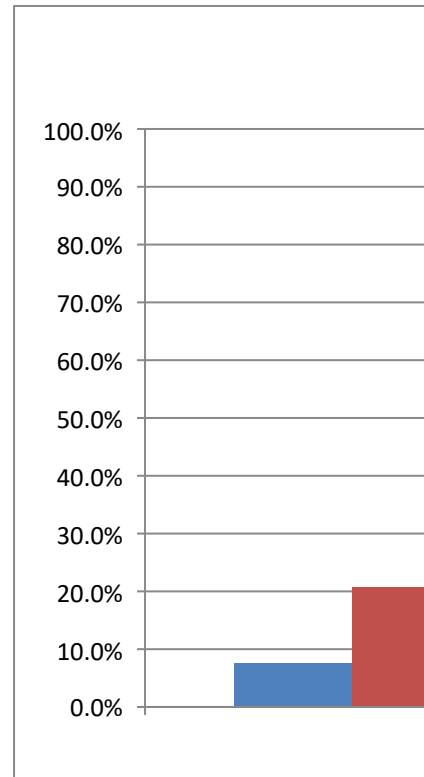
Select a chart and choose "Clustered Column", "100% Stacked Column", or "Pie" chart in Powerpoint or

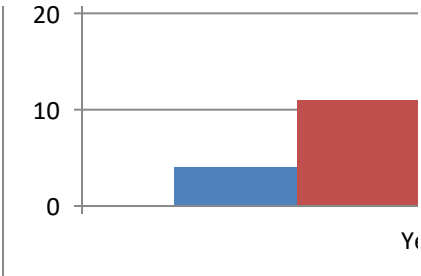
Col %

	Angry	Anxious	Appreciate	Competent
Yes	7.5%	20.8%	67.9%	90.6%
No	92.5%	79.2%	32.1%	9.4%

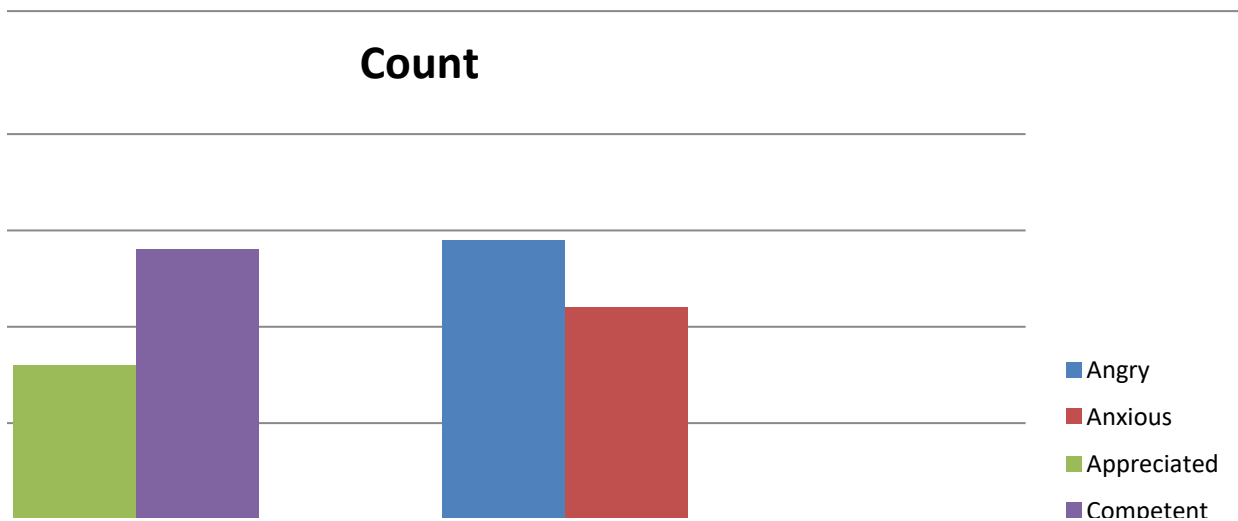
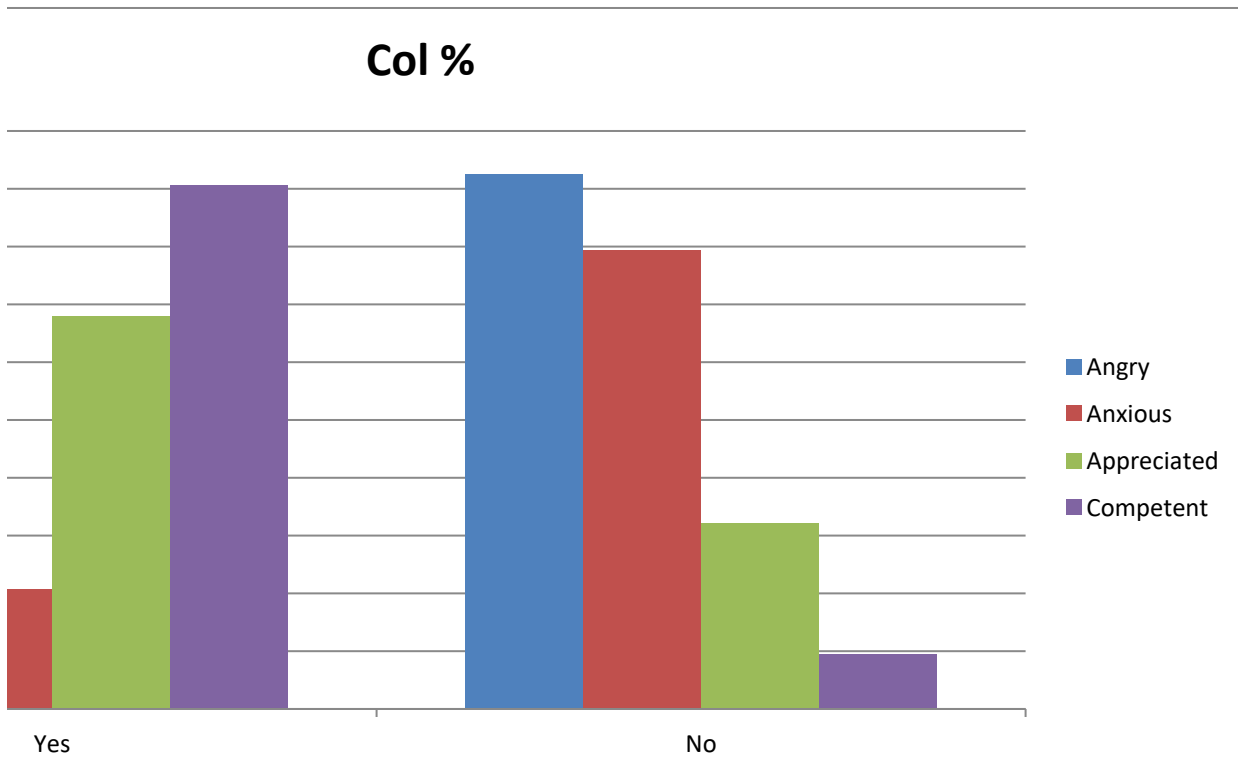
Count

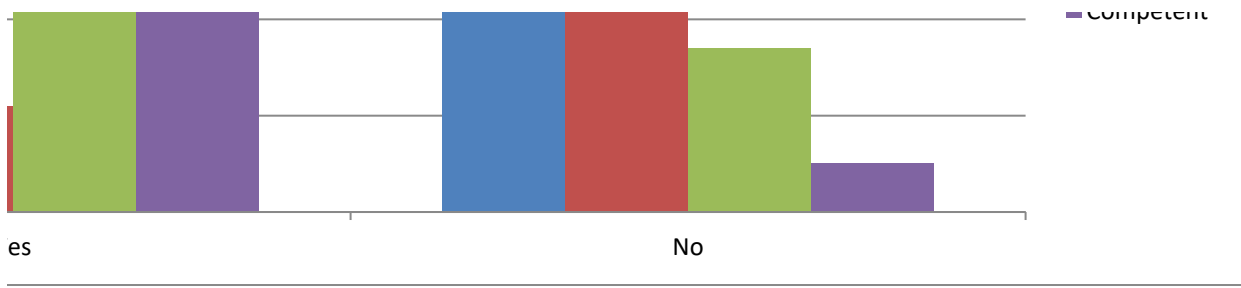
	Angry	Anxious	Appreciate	Competent
Yes	4	11	36	48
No	49	42	17	5





· Excel, to change the chart type.





Summary of The majority of the time while at work I feel:

Variable	Count	Average	Median
Depressed	50	1.06	1.0
Frustrated	50	1.22	1.0
Excited	50	1.50	1.5
Grateful	51	1.73	2.0
Total	201	1.38	1.0

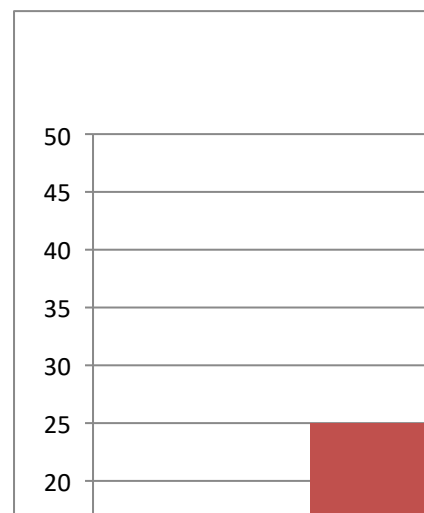
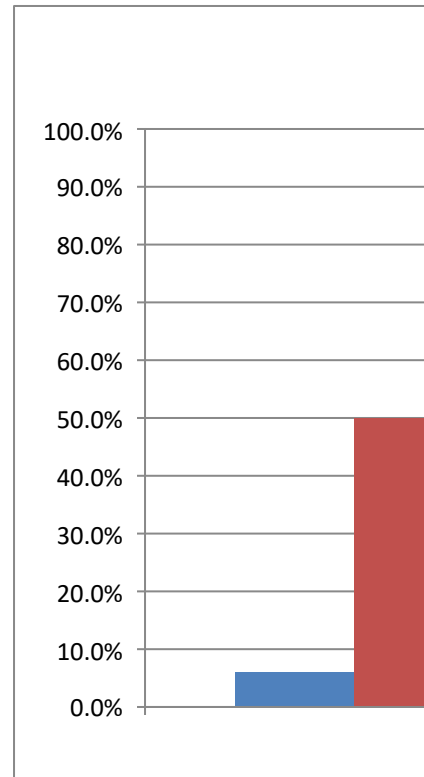
Select a chart and choose "Clustered Column", "100% Stacked Column", or "Pie" chart in Powerpoint or

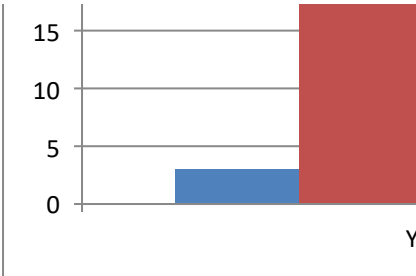
Col %

	Depressed	Excited	Frustrated	Grateful
Yes	6.0%	50.0%	22.0%	72.5%
No	94.0%	50.0%	78.0%	27.5%

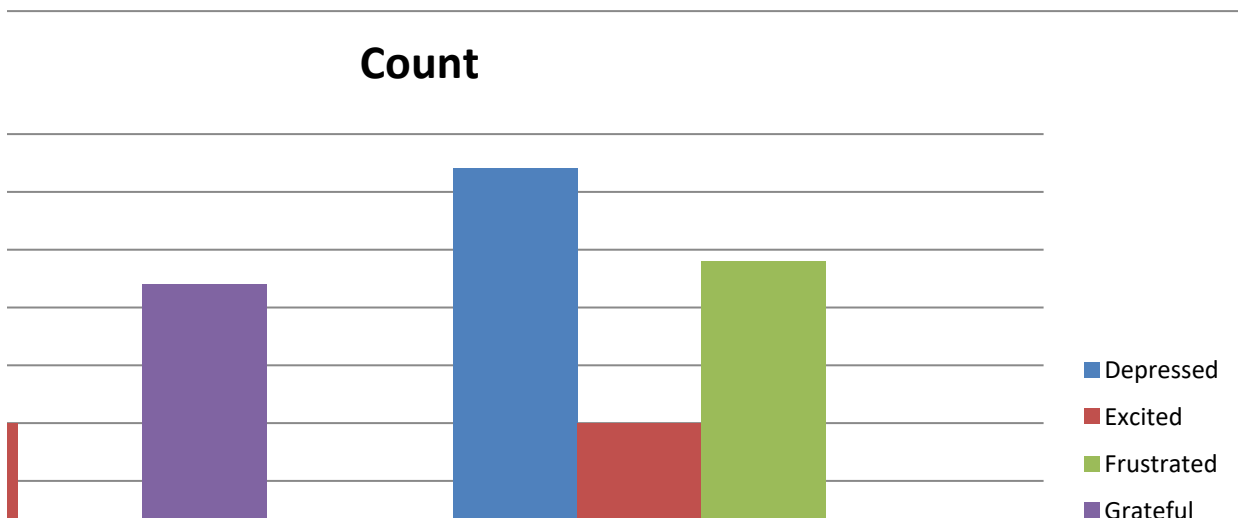
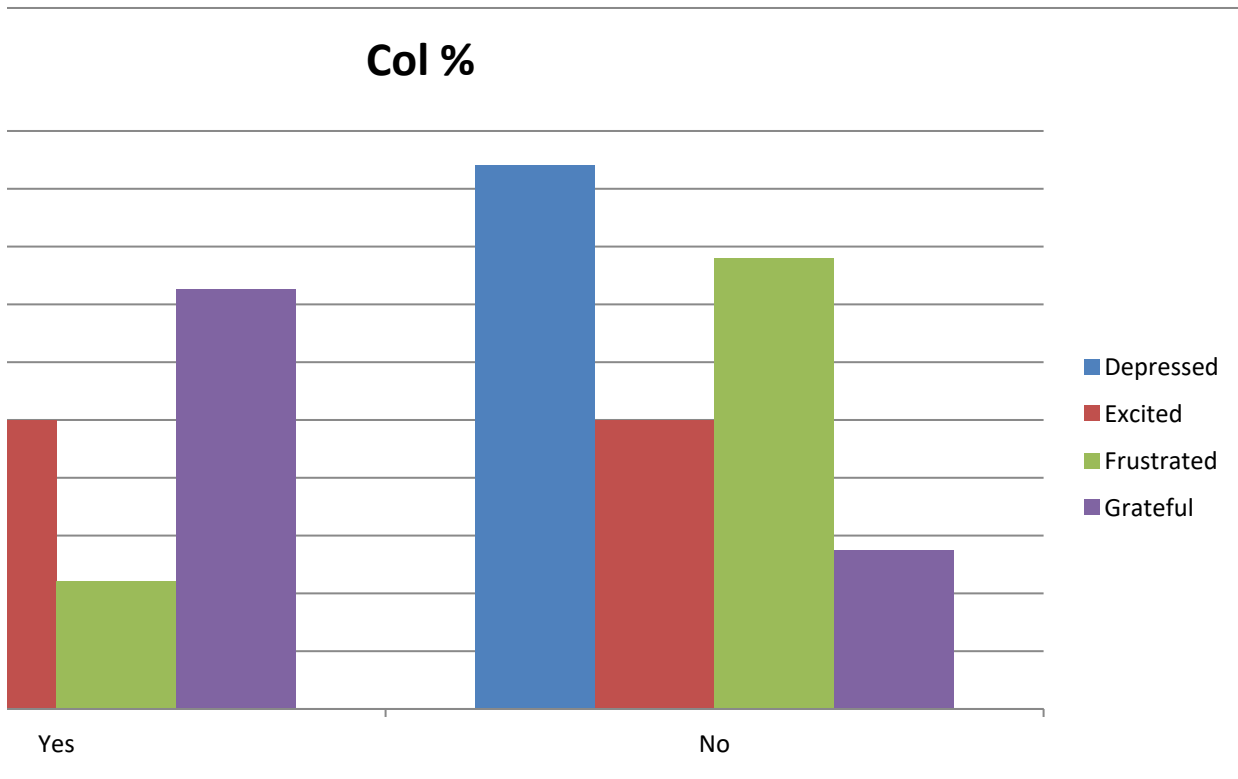
Count

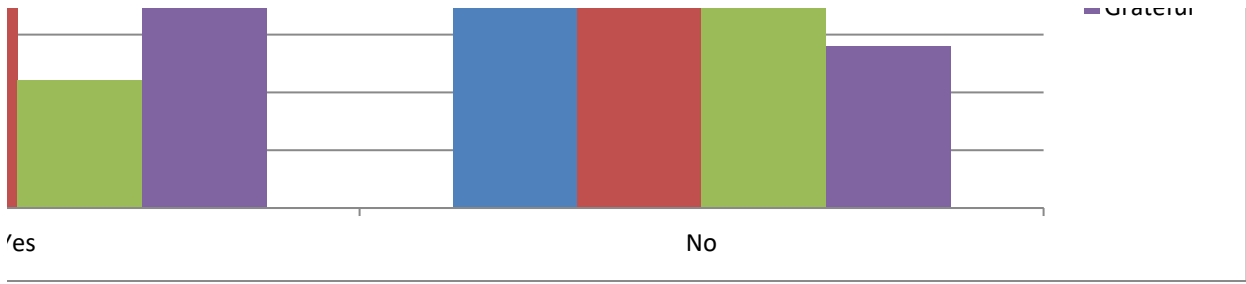
	Depressed	Excited	Frustrated	Grateful
Yes	3	25	11	37
No	47	25	39	14





· Excel, to change the chart type.





Summary of The majority of the time while at work I feel:

Variable	Count	Average	Median
Stressed	50	1.46	1.0
Overwhelm	50	1.50	1.5
Happy	51	1.88	2.0
Total	151	1.62	2.0

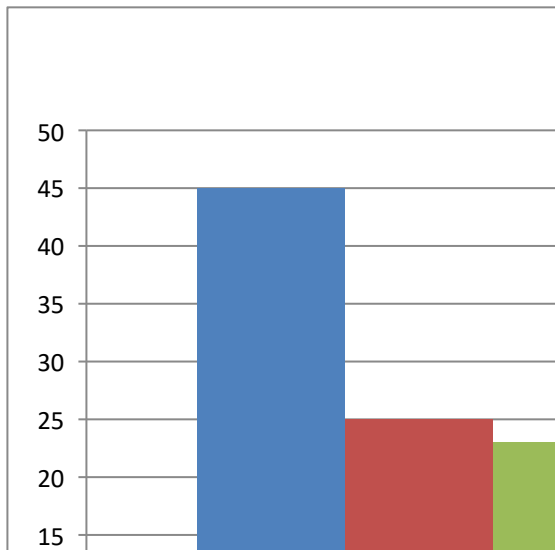
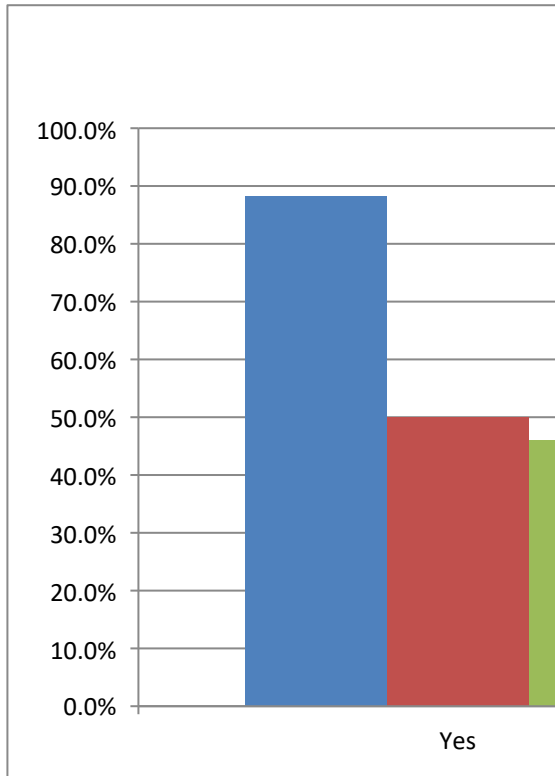
Select a chart and choose "Clustered Column", "100% Stacked Column", or "Pie" chart in Powerpoint or

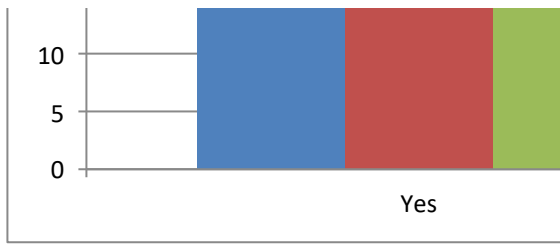
Col %

	Happy	Overwhelm	Stressed
Yes	88.2%	50.0%	46.0%
No	11.8%	50.0%	54.0%

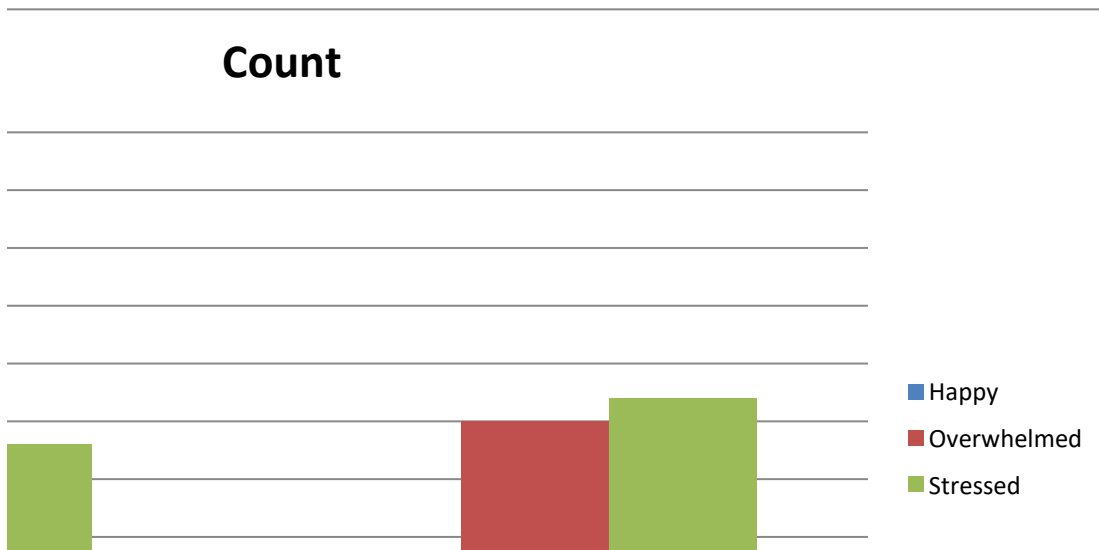
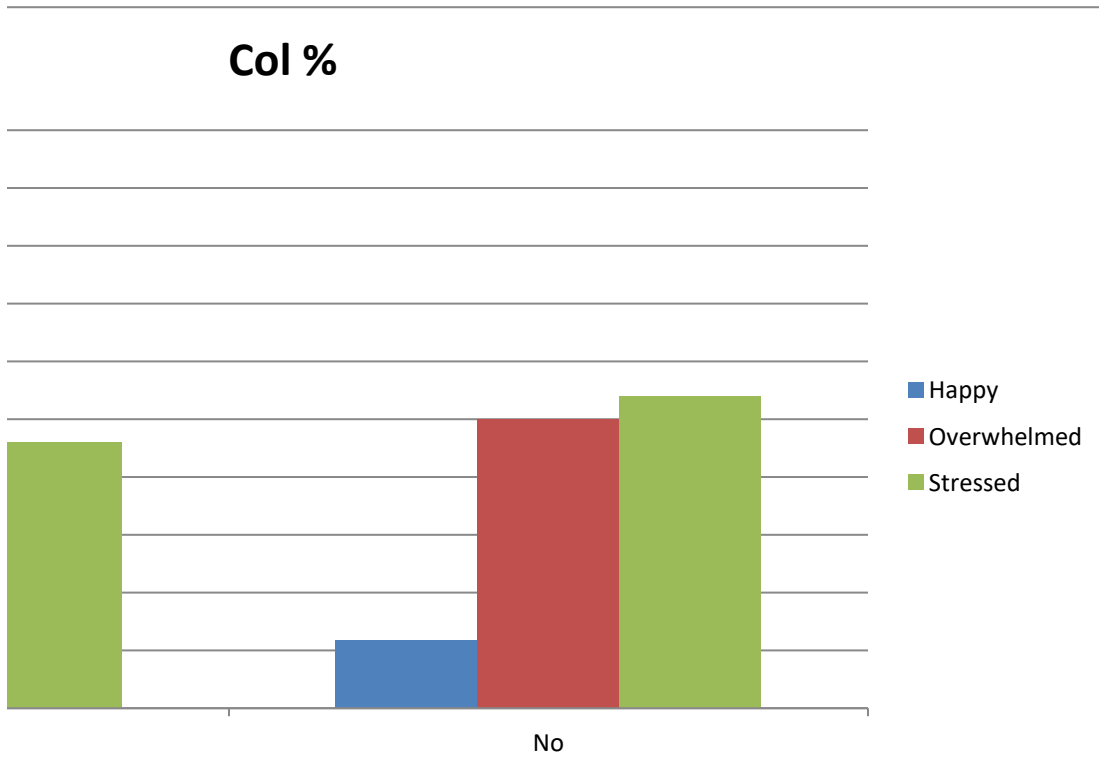
Count

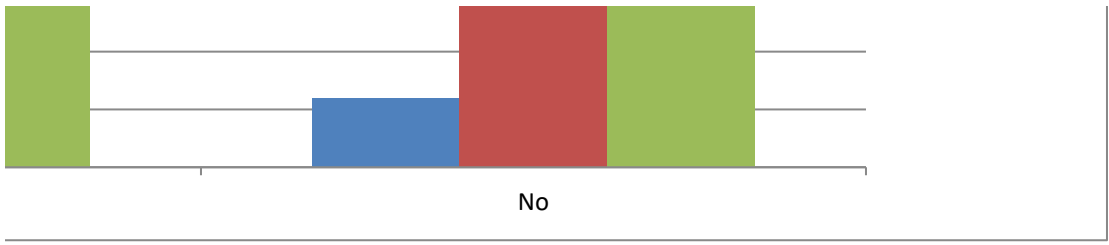
	Happy	Overwhelm	Stressed
Yes	45	25	23
No	6	25	27





· Excel, to change the chart type.





Summary of Students at this school know how to report an incident or concern.

Categorical Summary

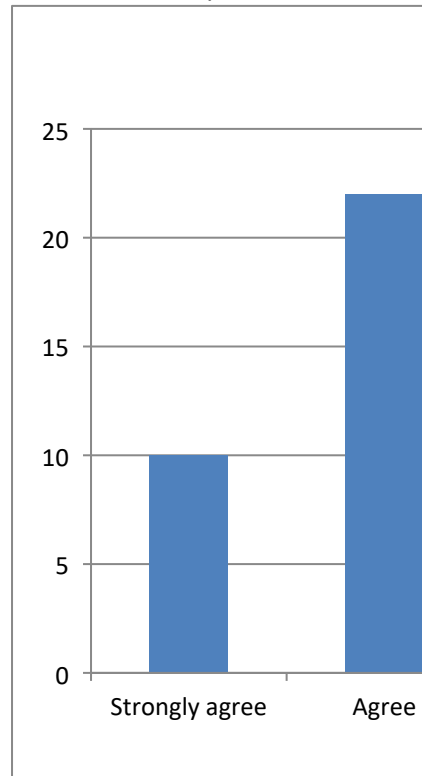
Sample Size Number of Distinct Categories

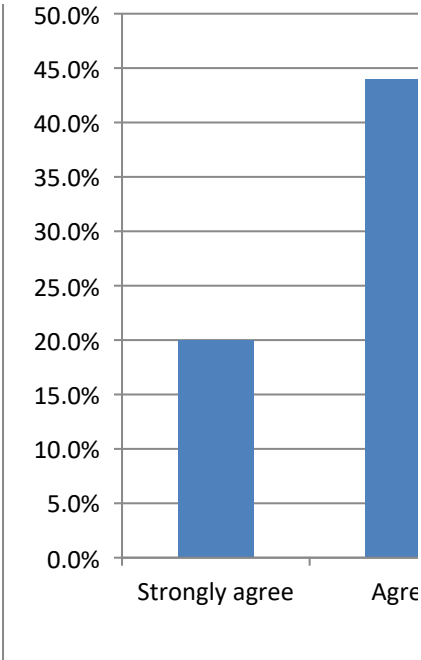
50 of 50 5

Students at	Count	Percent of	Confidence Interval (Percent of Data)
Strongly ag	10	20.0%	11.2% to 33.0%
Agree	22	44.0%	31.2% to 57.7%
Disagree	6	12.0%	5.6% to 23.8%
Strongly di:	3	6.0%	2.1% to 16.2%
I don't kno	9	18.0%	9.8% to 30.8%

Select a chart and choose "Clustered Column", "100% Stacked Column", or "Pie" chart in Powerpoint or To create a correct "100% Stacked Column" chart, choose the chart then click "Switch Row/Column" (PC

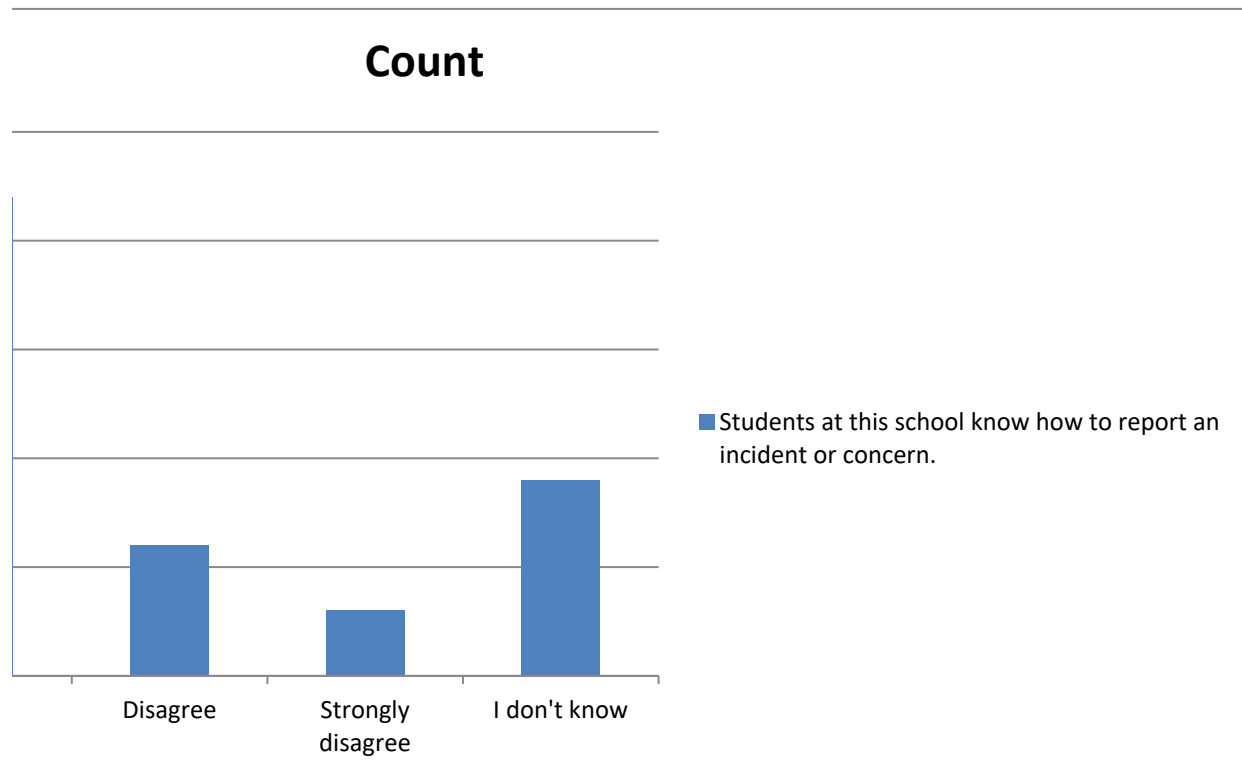
Count	Students at	Percent	Students at this school know how to report an incident or
Strongly ag	10	Strongly ag	20.0%
Agree	22	Agree	44.0%
Disagree	6	Disagree	12.0%
Strongly di:	3	Strongly di:	6.0%
I don't kno	9	I don't kno	18.0%

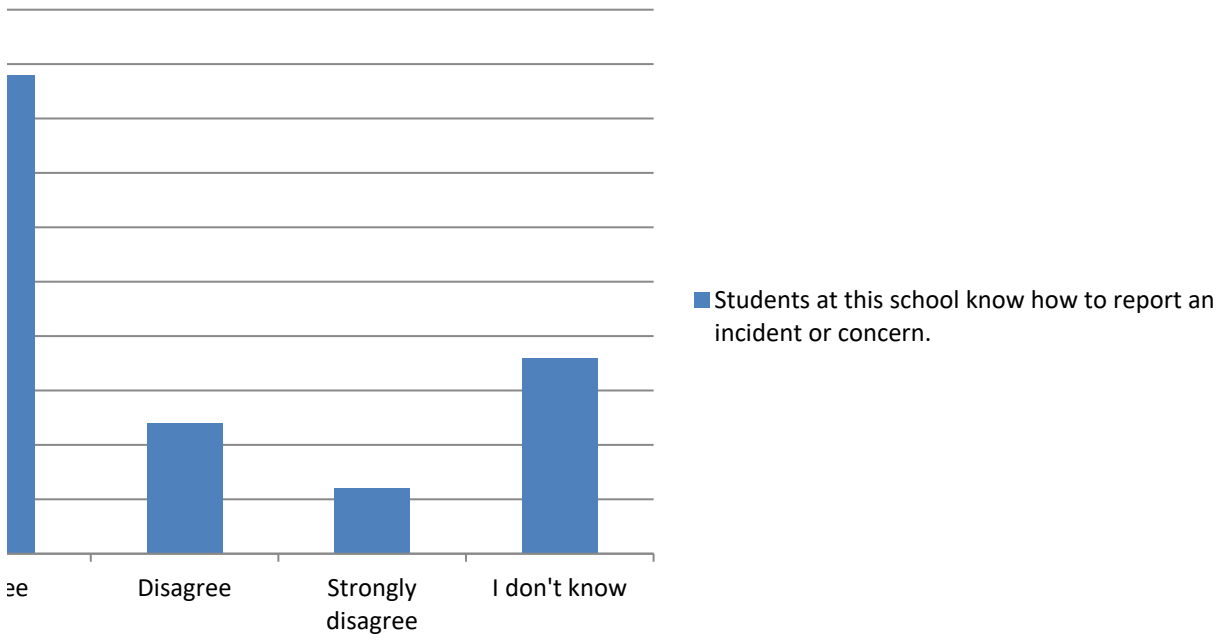




· Excel, to change the chart type.
C) or "Switch Plot" (Mac) in the chart tools

r concern.





Summary of I know what to do if there is an emergency, natural disaster or a dangerous situation during

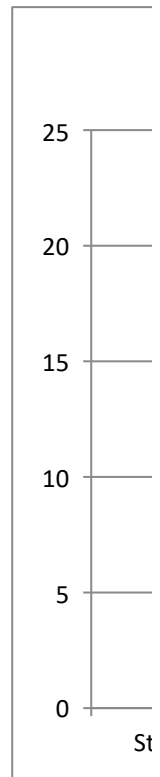
Categorical Summary


Sample Size	Average	Median	Number of Distinct Categories
51 of 51	3.254902	3	4

Recode	I know wha	Count	Percent of	Confidence Interval (Percent of Data)
4	Strongly ag	22	43.1%	30.5% to 56.7%
3	Agree	22	43.1%	30.5% to 56.7%
2	Disagree	5	9.8%	4.3% to 21.0%
1	Strongly di:	2	3.9%	1.1% to 13.2%

Select a chart and choose "Clustered Column", "100% Stacked Column", or "Pie" chart in Powerpoint or To create a correct "100% Stacked Column" chart, choose the chart then click "Switch Row/Column" (PC

Recode	Count	I know wha	Percent	I know what to do if there is an er
4	Strongly ag	22	Strongly ag	43.1%
3	Agree	22	Agree	43.1%
2	Disagree	5	Disagree	9.8%
1	Strongly di:	2	Strongly di:	3.9%



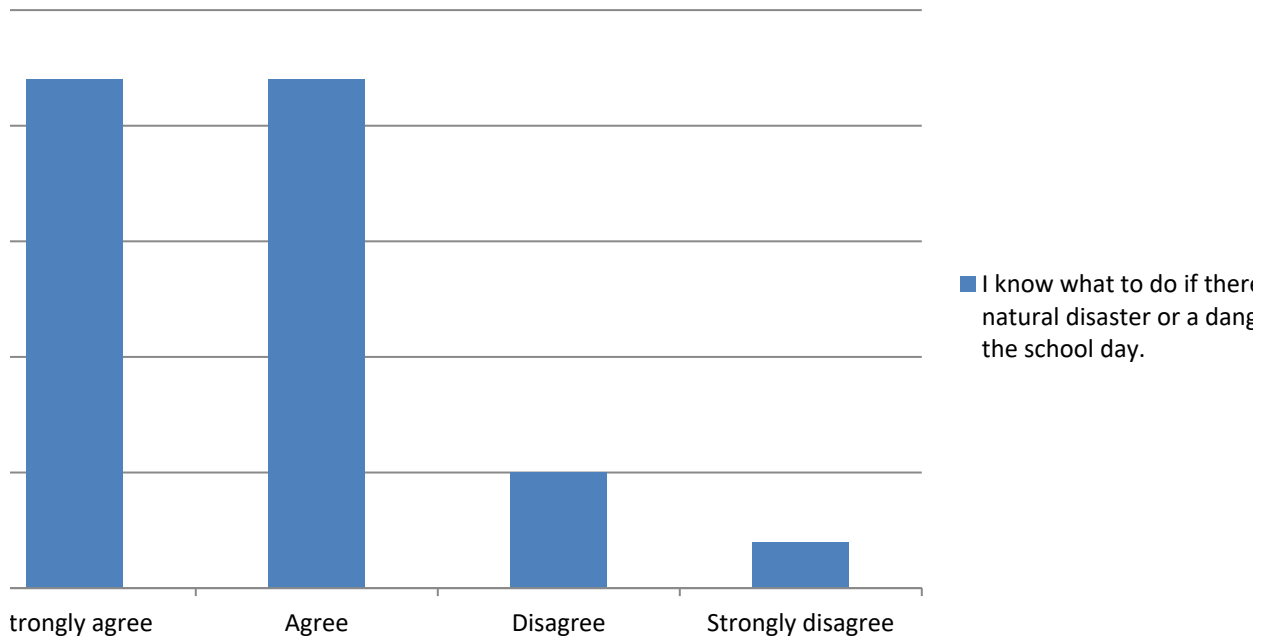


g the school day.

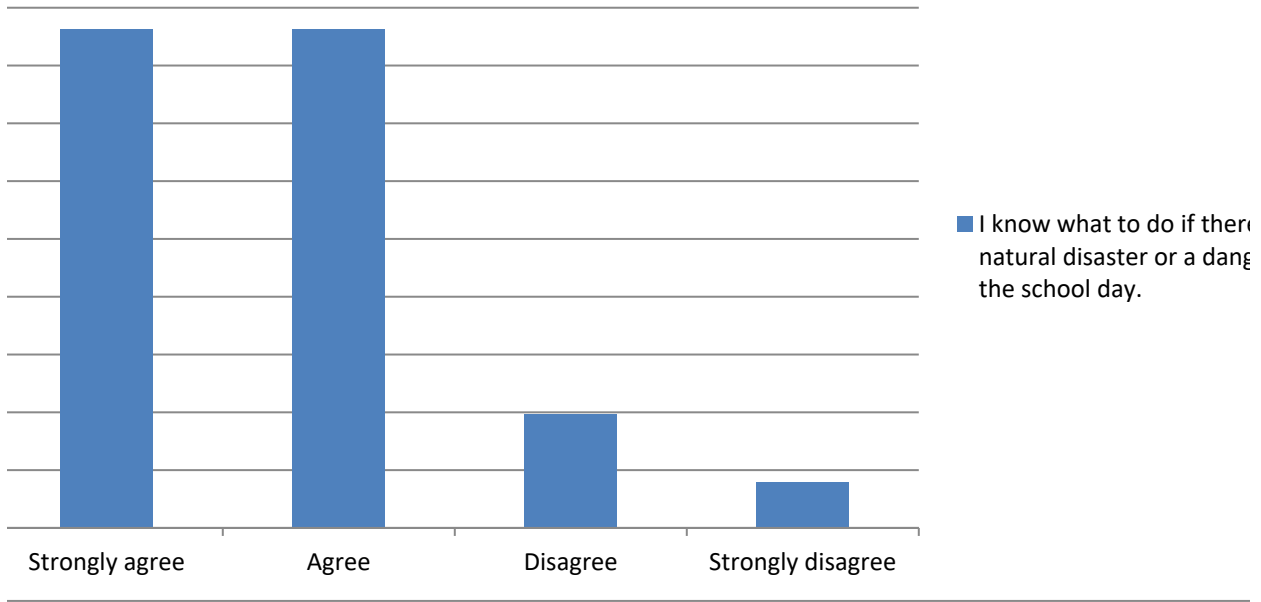
· Excel, to change the chart type.
C) or "Switch Plot" (Mac) in the chart tools

ergency, natural disaster or a dangerous situation during the school day.

Count



Percent



e is an emergency,
gerous situation during

e is an emergency,
gerous situation during

Summary of The school has a written plan that clearly describes procedures to be performed in an emer

Categorical Summary

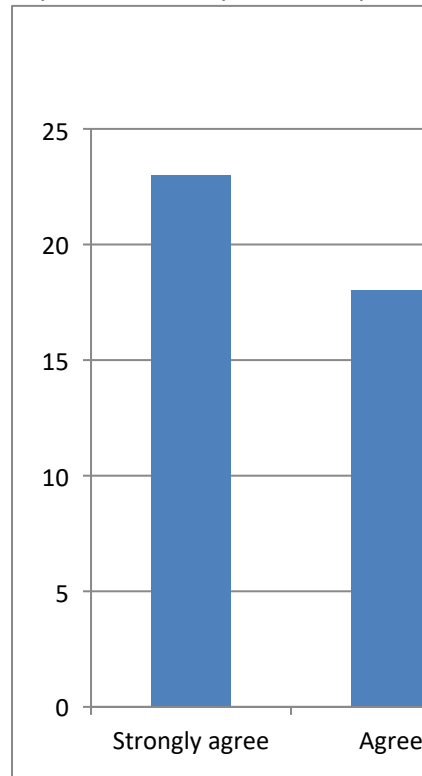
Sample Size Number of Distinct Categories

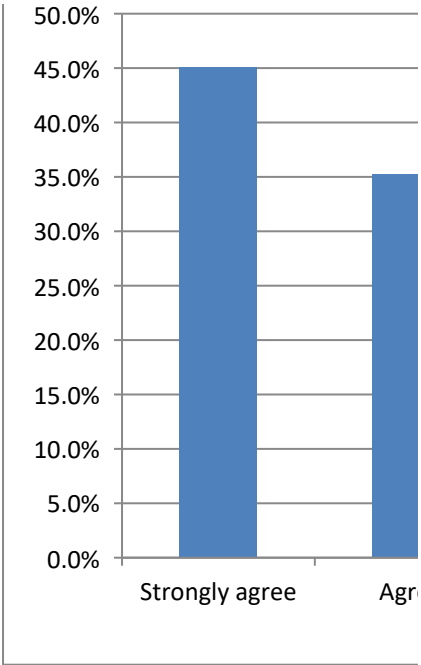
51 of 51 5

The school	Count	Percent of	Confidence Interval (Percent of Data)
Strongly ag	23	45.1%	32.3% to 58.6%
Agree	18	35.3%	23.6% to 49.0%
Disagree	1	2.0%	0.3% to 10.3%
Strongly di:	2	3.9%	1.1% to 13.2%
I don't know	7	13.7%	6.8% to 25.7%

Select a chart and choose "Clustered Column", "100% Stacked Column", or "Pie" chart in Powerpoint or To create a correct "100% Stacked Column" chart, choose the chart then click "Switch Row/Column" (PC

Count	The school	Percent	The school has a written plan that clearly describes proce
Strongly ag	23	Strongly ag	45.1%
Agree	18	Agree	35.3%
Disagree	1	Disagree	2.0%
Strongly di:	2	Strongly di:	3.9%
I don't know	7	I don't know	13.7%

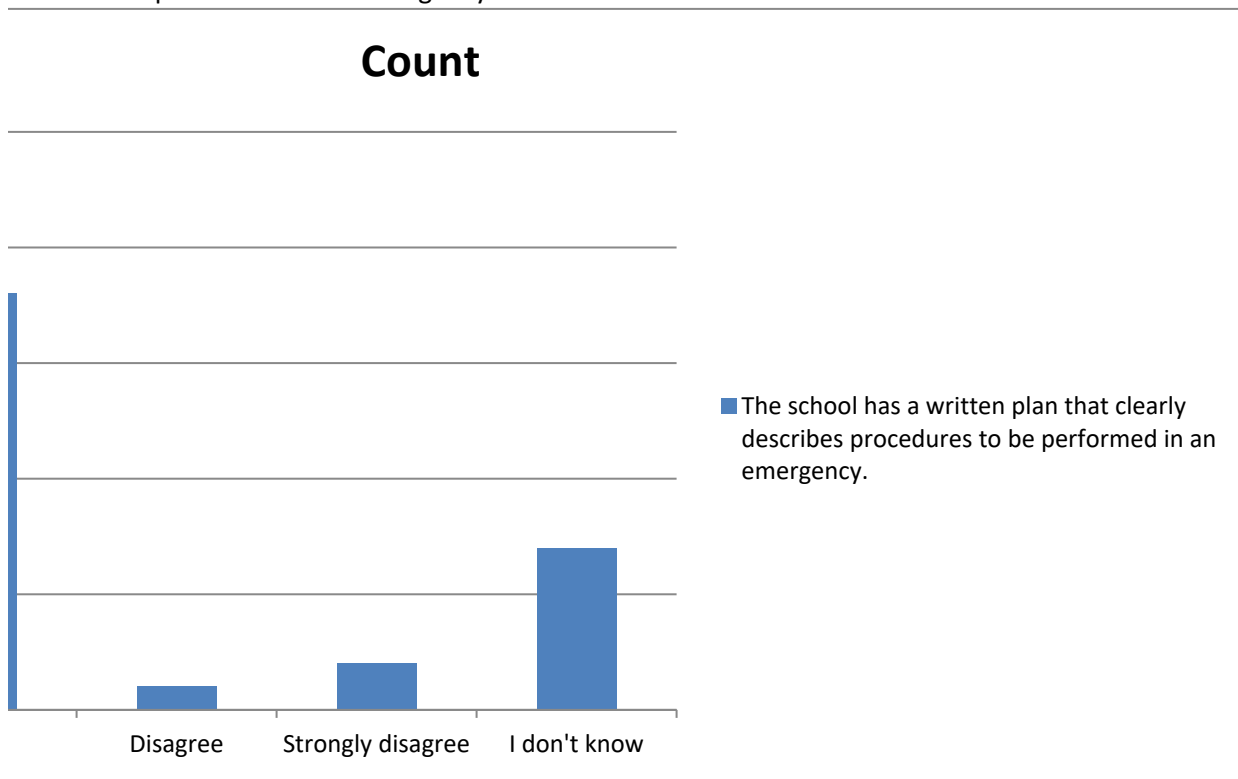




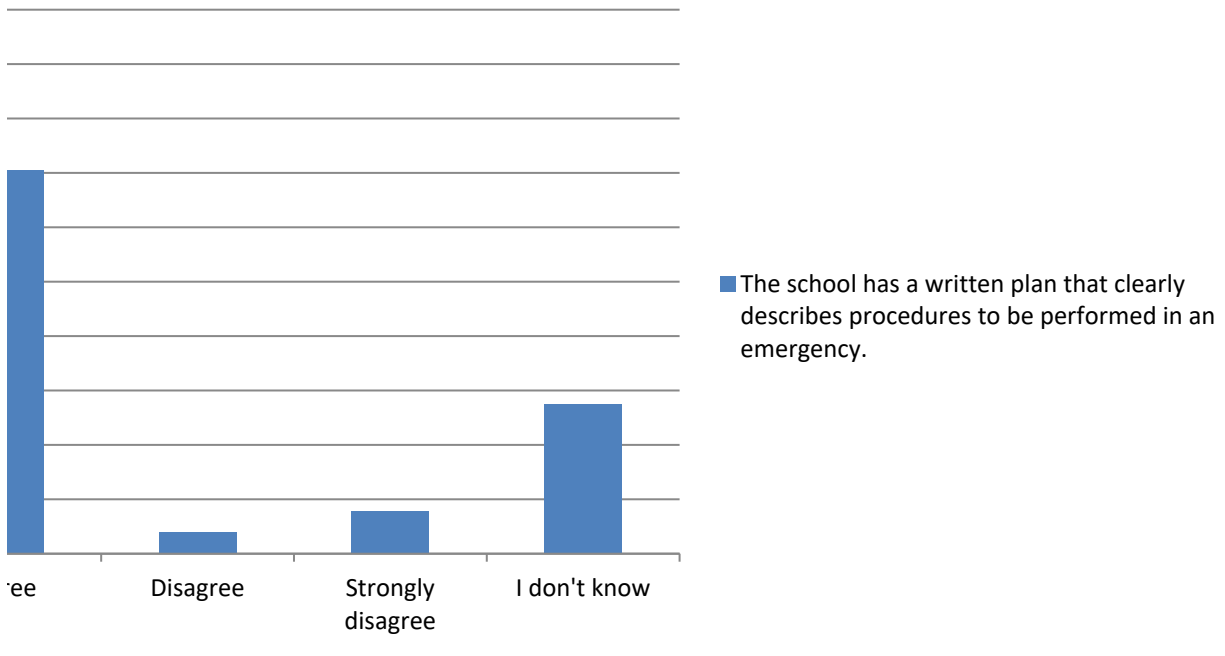
gency.

· Excel, to change the chart type.
C) or "Switch Plot" (Mac) in the chart tools

cedures to be performed in an emergency.



Percent



Summary of This school or LEA (district/charter) provides training in safety procedures to staff (e.g. lock

Categorical Summary


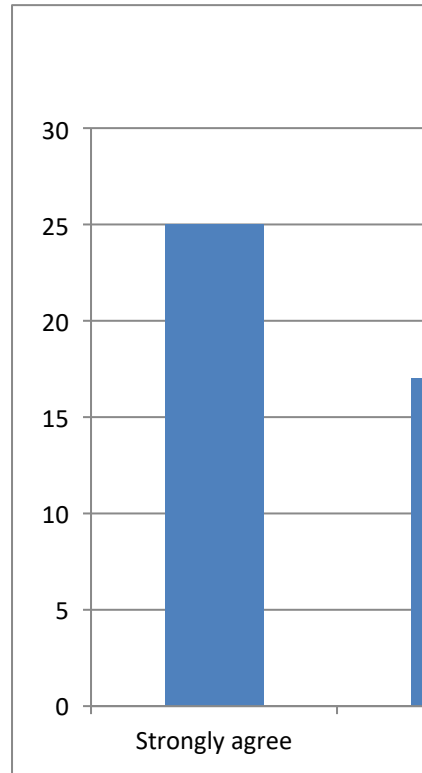
Sample Size Number of Distinct Categories

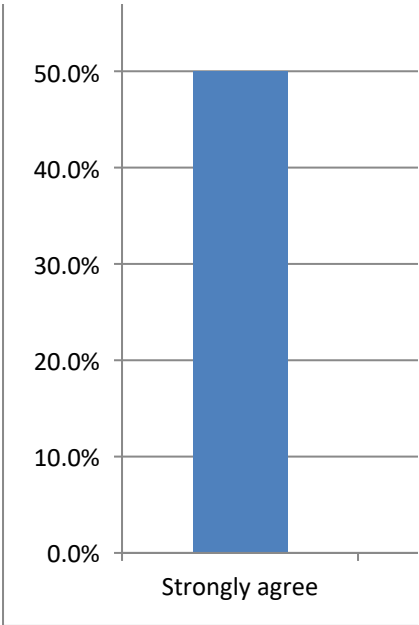
50 of 50 4

This school Count	Percent of	Confidence Interval (Percent of Data)
Strongly ag	25	50.0% 36.6% to 63.4%
Agree	17	34.0% 22.4% to 47.8%
Disagree	4	8.0% 3.2% to 18.8%
Strongly di:	4	8.0% 3.2% to 18.8%

Select a chart and choose "Clustered Column", "100% Stacked Column", or "Pie" chart in Powerpoint or To create a correct "100% Stacked Column" chart, choose the chart then click "Switch Row/Column" (PC

Count	Percent	
	This school	This school or LEA (district/charter) provides training in sa
Strongly ag	25	Strongly ag 50.0%
Agree	17	Agree 34.0%
Disagree	4	Disagree 8.0%
Strongly di:	4	Strongly di: 8.0%

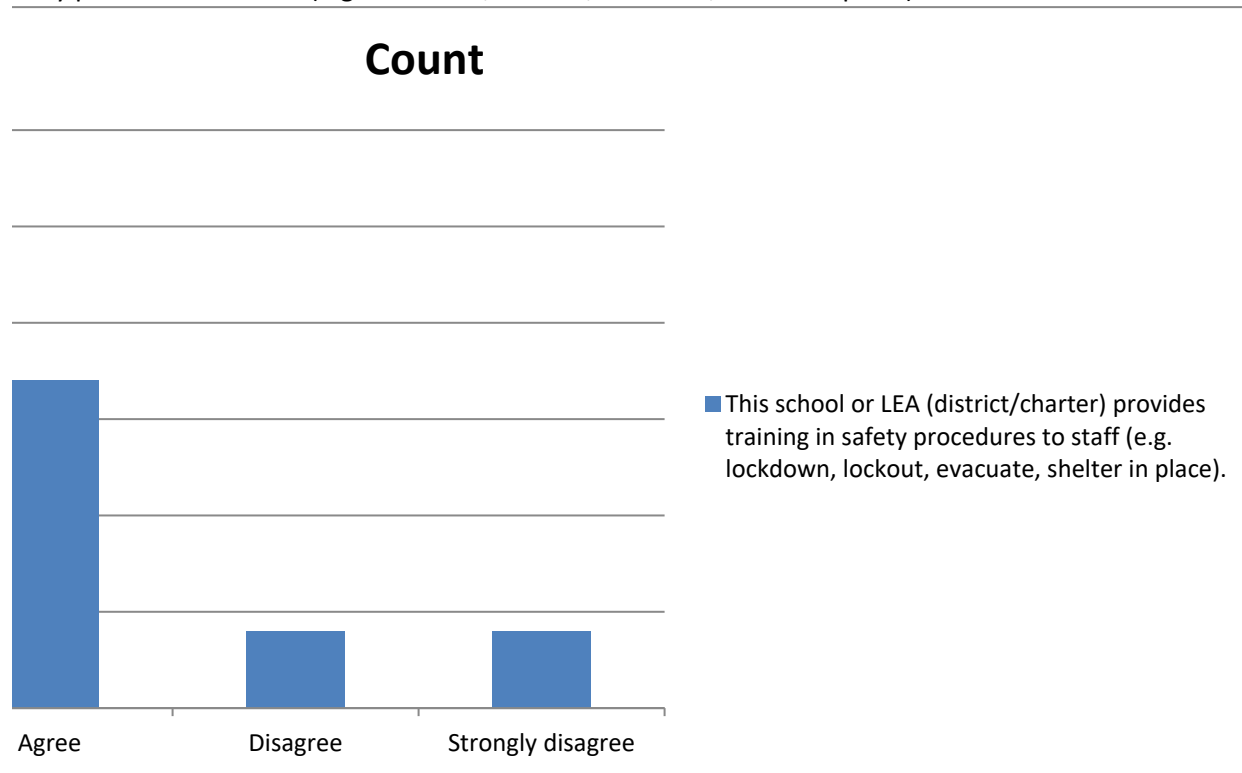


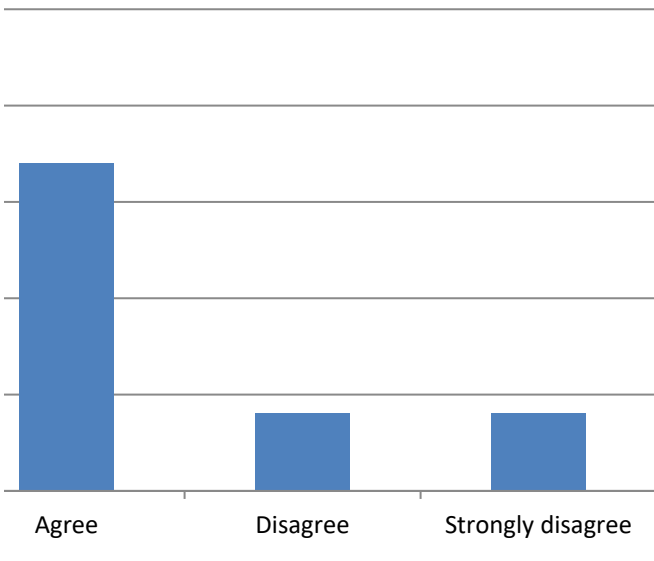


down, lockout, evacuate, shelter in place).

Excel, to change the chart type.
C) or "Switch Plot" (Mac) in the chart tools

afety procedures to staff (e.g. lockdown, lockout, evacuate, shelter in place).





■ This school or LEA (district/charter) provides training in safety procedures to staff (e.g. lockdown, lockout, evacuate, shelter in place).

Summary of My teaching is hindered by poor heating, cooling, and/or lighting systems at this school.

Categorical Summary

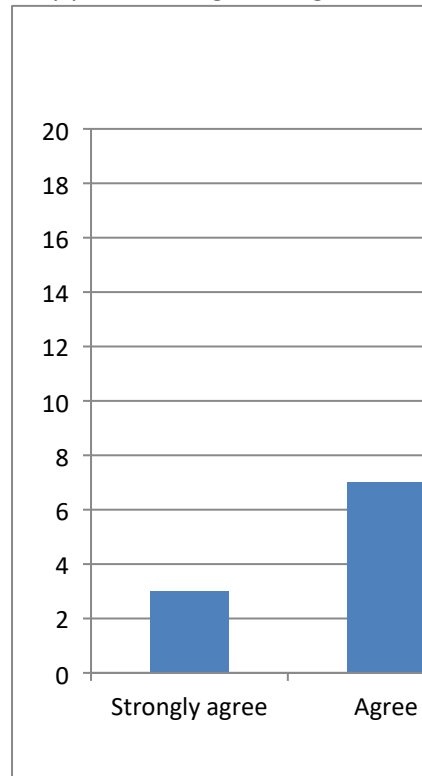
Sample Size Number of Distinct Categories

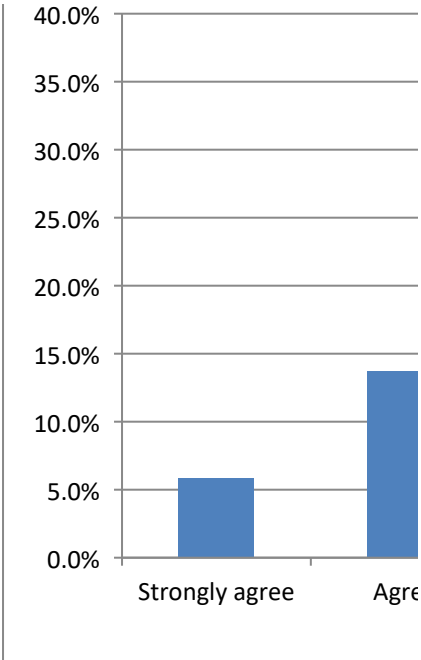
51 of 51 5

My teachin	Count	Percent of	Confidence Interval (Percent of Data)
Strongly ag	3	5.9%	2.0% to 15.9%
Agree	7	13.7%	6.8% to 25.7%
Disagree	18	35.3%	23.6% to 49.0%
Strongly di:	13	25.5%	15.5% to 38.9%
Not applica	10	19.6%	11.0% to 32.5%

Select a chart and choose "Clustered Column", "100% Stacked Column", or "Pie" chart in Powerpoint or To create a correct "100% Stacked Column" chart, choose the chart then click "Switch Row/Column" (PC

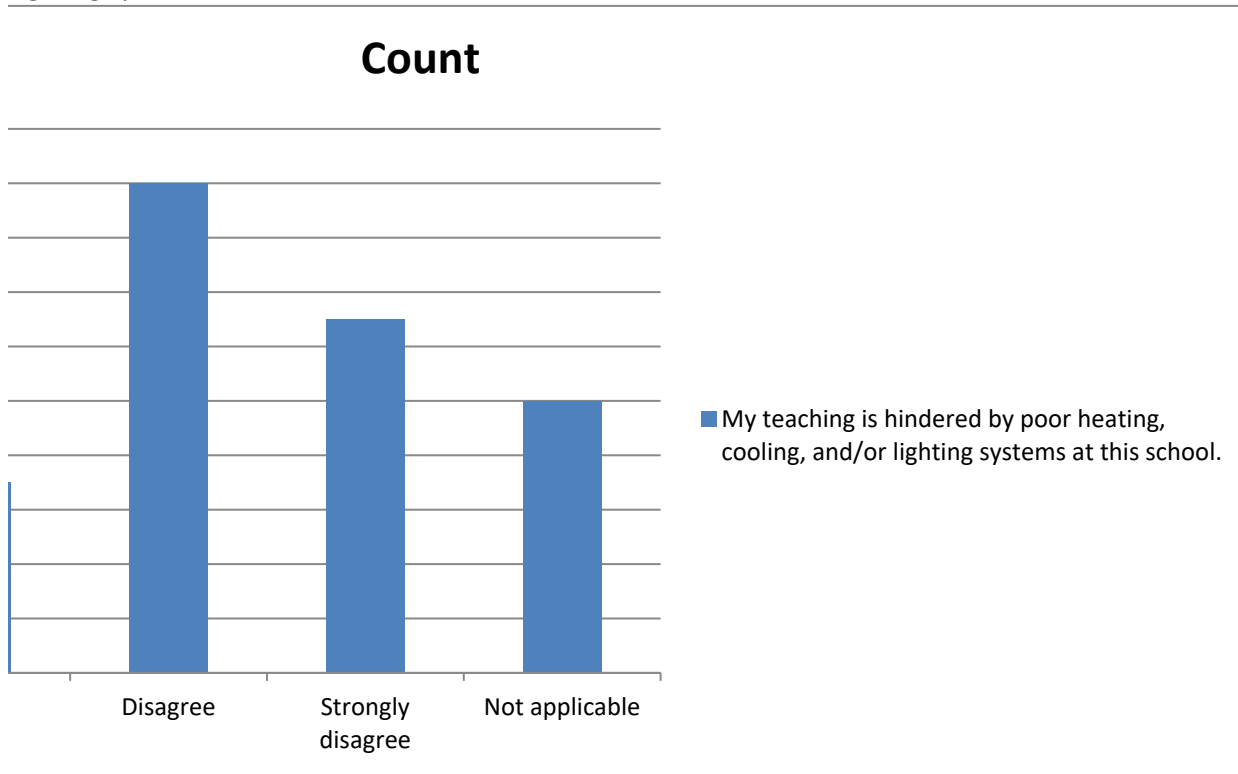
Count	My teachin	Percent	My teaching is hindered by poor heating, cooling, and/or
Strongly ag	3	Strongly ag	5.9%
Agree	7	Agree	13.7%
Disagree	18	Disagree	35.3%
Strongly di:	13	Strongly di:	25.5%
Not applica	10	Not applica	19.6%



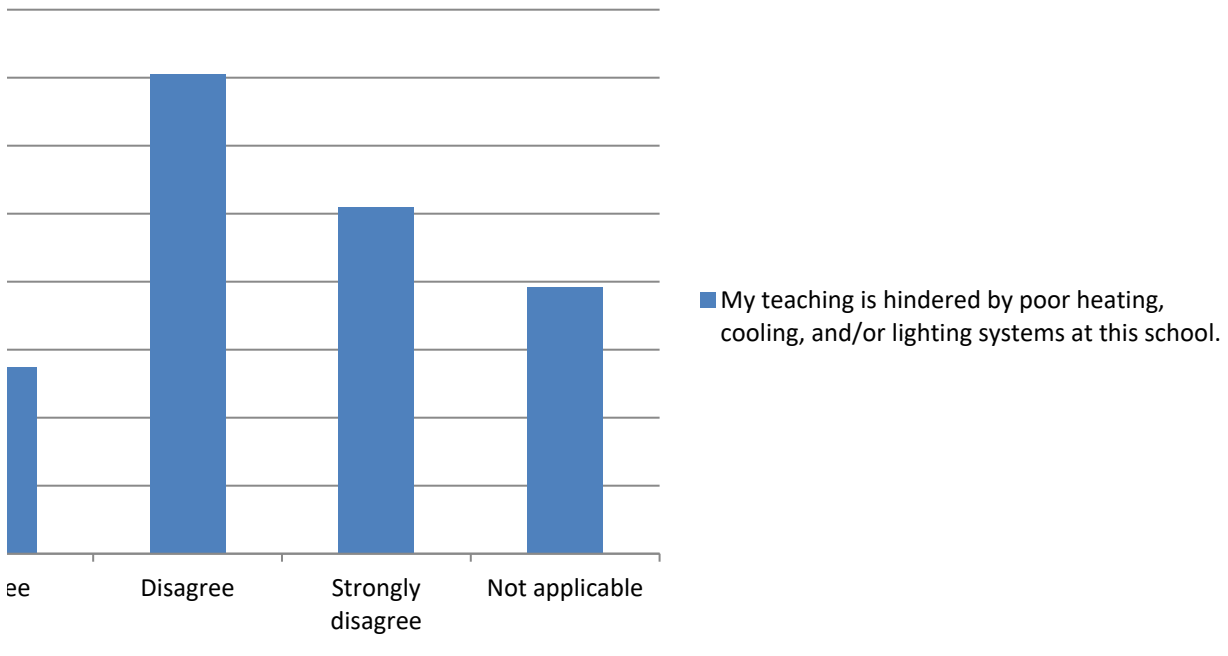


· Excel, to change the chart type.
C) or "Switch Plot" (Mac) in the chart tools

lighting systems at this school.



Percent



Summary of School rules are applied equally to all students.

Categorical Summary

Sample Size Number of Distinct Categories

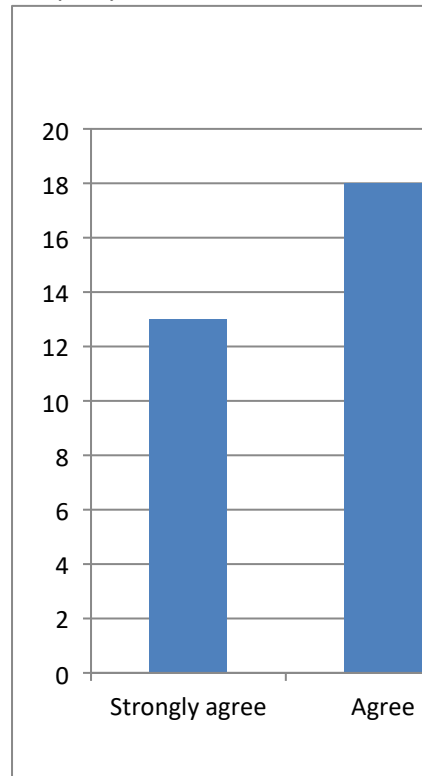
49 of 49 5

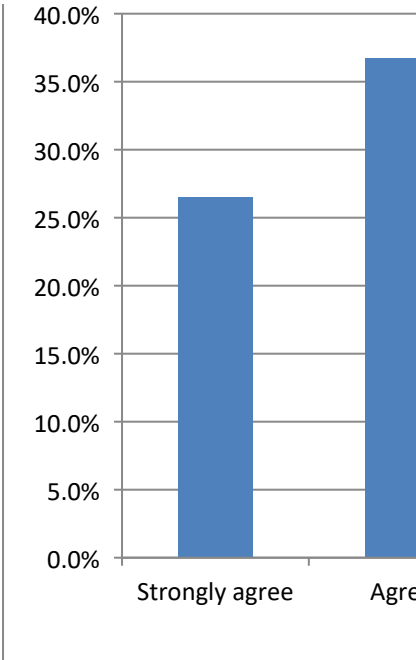
School rule	Count	Percent of	Confidence Interval (Percent of Data)
Strongly ag	13	26.5%	16.2% to 40.3%
Agree	18	36.7%	24.7% to 50.7%
Disagree	9	18.4%	10.0% to 31.4%
Strongly di:	2	4.1%	1.1% to 13.7%
I don't know	7	14.3%	7.1% to 26.7%

Select a chart and choose "Clustered Column", "100% Stacked Column", or "Pie" chart in Powerpoint or To create a correct "100% Stacked Column" chart, choose the chart then click "Switch Row/Column" (PC

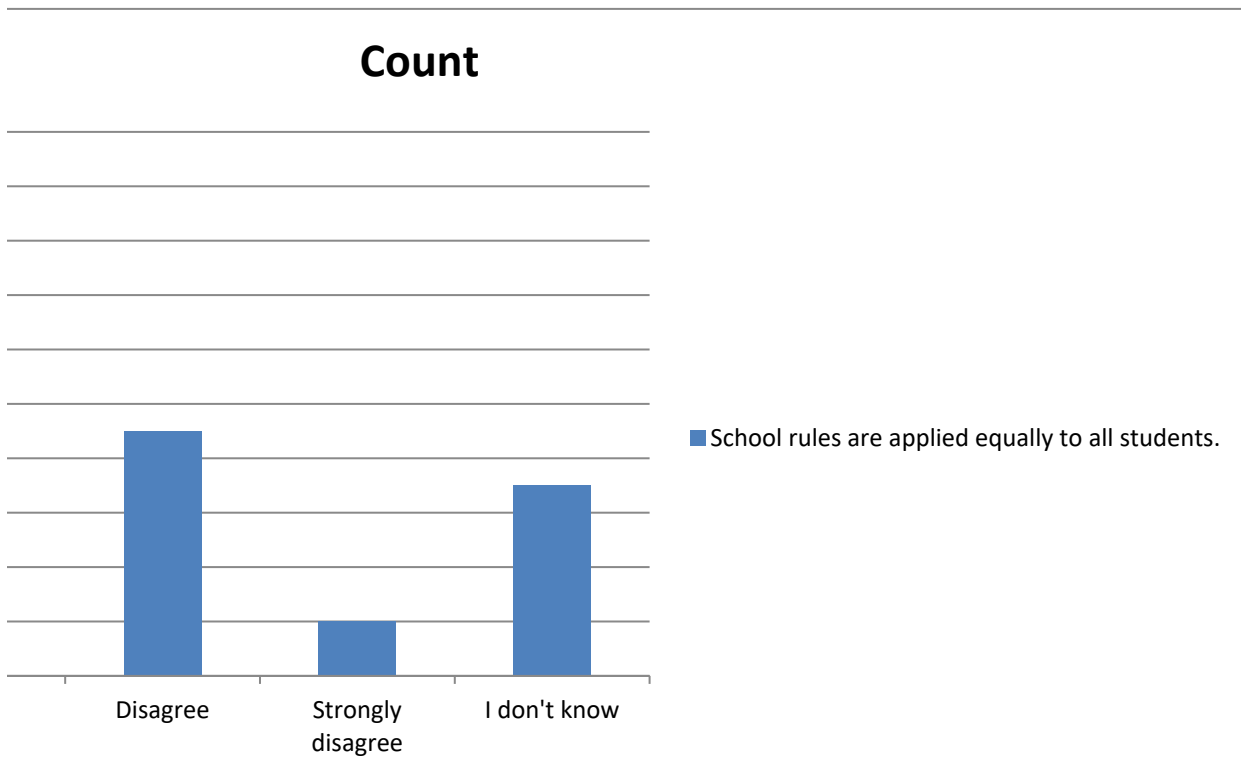
Count	School rule	Percent
13	Strongly ag	26.5%
18	Agree	36.7%
9	Disagree	18.4%
2	Strongly di:	4.1%
7	I don't know	14.3%

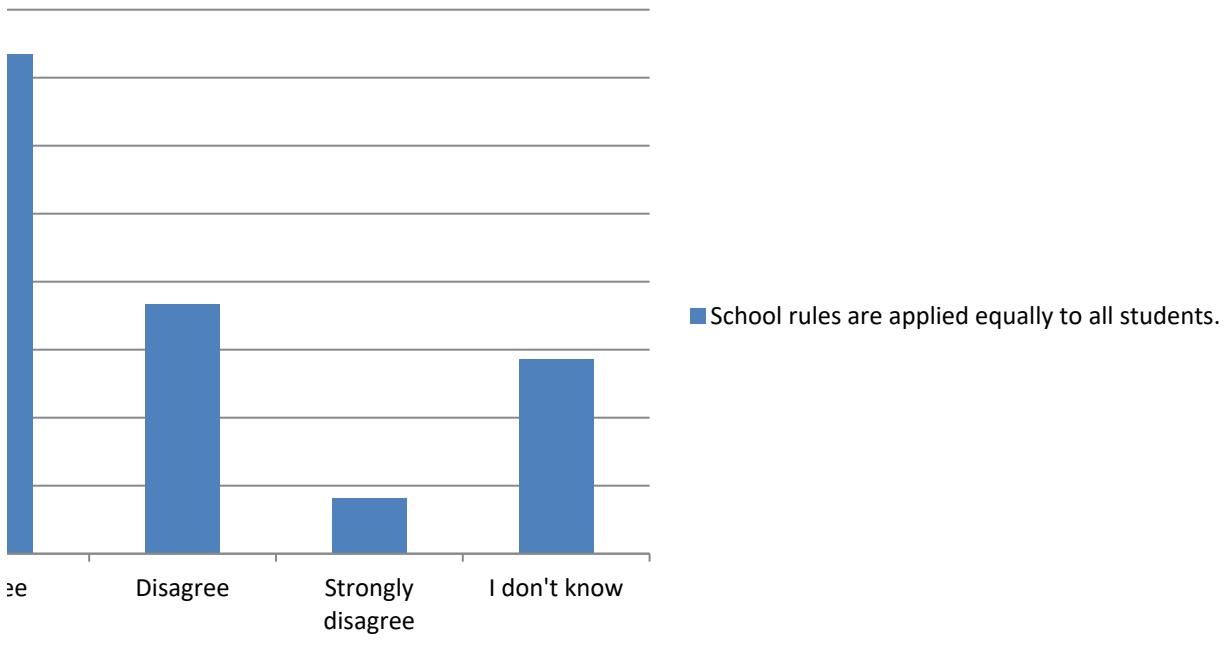
School rules are applied equally to all students.





· Excel, to change the chart type.
C) or "Switch Plot" (Mac) in the chart tools





Summary of At this school, all students are treated equally, regardless of whether their parents are rich

Categorical Summary

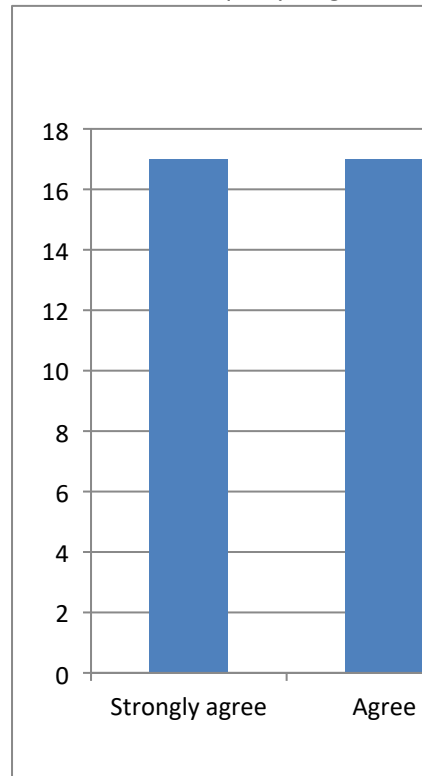
Sample Size Number of Distinct Categories

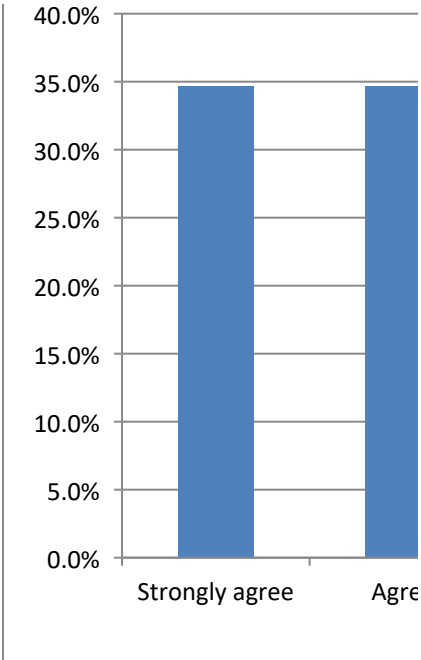
49 of 49 5

At this schc	Count	Percent of	Confidence Interval (Percent of Data)
Strongly ag	17	34.7%	22.9% to 48.7%
Agree	17	34.7%	22.9% to 48.7%
Disagree	8	16.3%	8.5% to 29.0%
Strongly di:	2	4.1%	1.1% to 13.7%
I don't kno	5	10.2%	4.4% to 21.8%

Select a chart and choose "Clustered Column", "100% Stacked Column", or "Pie" chart in Powerpoint or To create a correct "100% Stacked Column" chart, choose the chart then click "Switch Row/Column" (PC

Count	At this schc	Percent	At this school, all students are treated equally, regardless
Strongly ag	17	Strongly ag 34.7%	
Agree	17	Agree 34.7%	
Disagree	8	Disagree 16.3%	
Strongly di:	2	Strongly di: 4.1%	
I don't kno	5	I don't kno 10.2%	

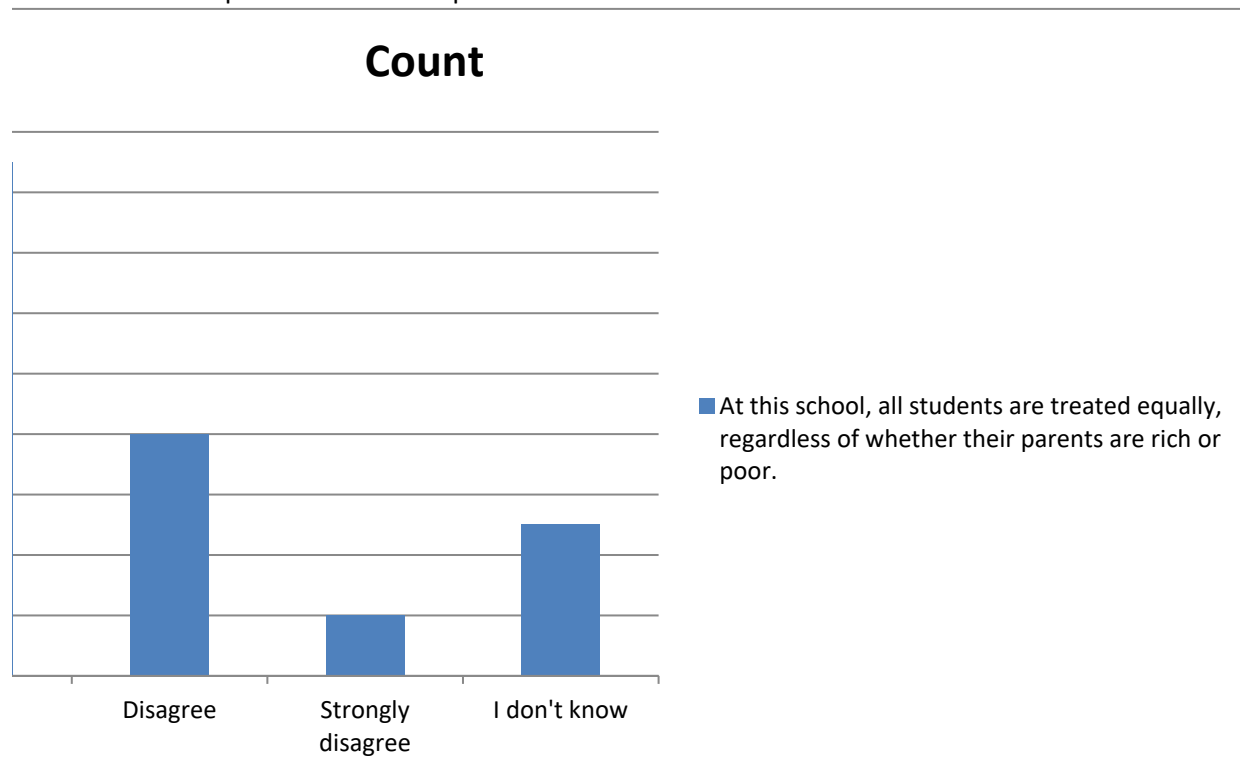


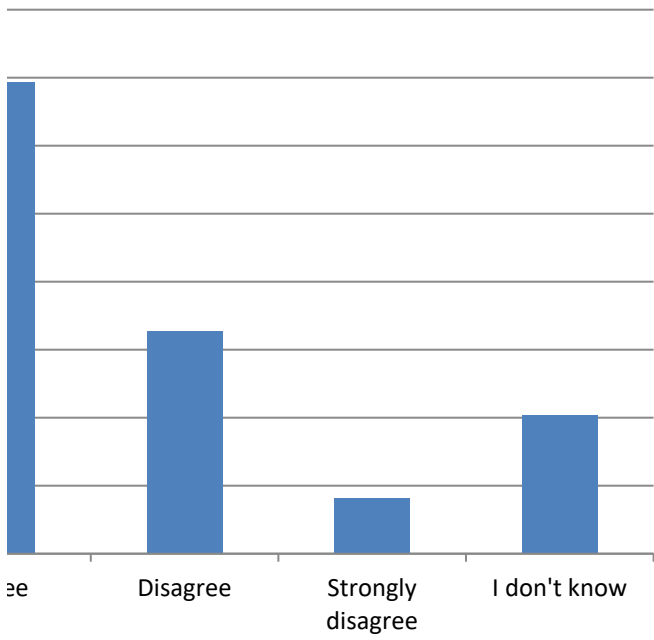


or poor.

· Excel, to change the chart type.
C) or "Switch Plot" (Mac) in the chart tools

; of whether their parents are rich or poor.





■ At this school, all students are treated equally, regardless of whether their parents are rich or poor.

Summary of My school is a safe place for students.

Categorical Summary


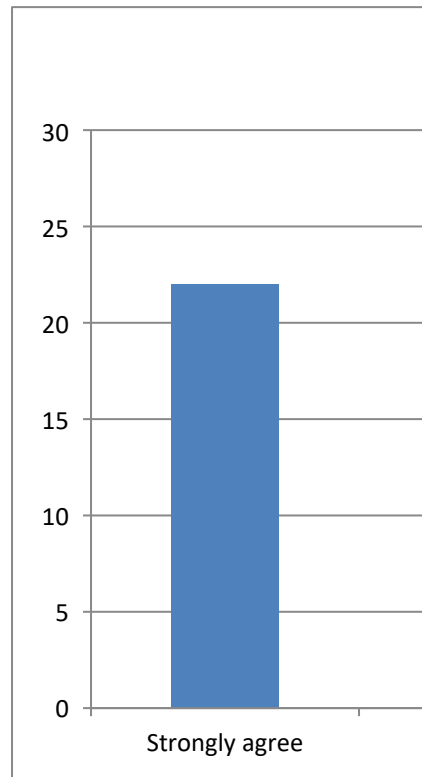
Sample Size Number of Distinct Categories

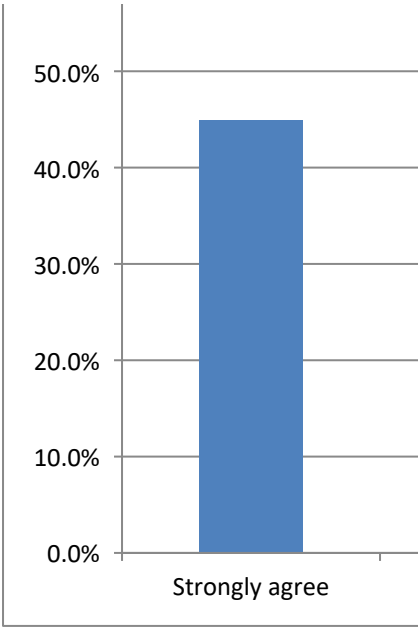
49 of 49 4

My school is	Count	Percent of	Confidence Interval (Percent of Data)
Strongly agree	22	44.9%	31.9% to 58.7%
Agree	24	49.0%	35.6% to 62.5%
Disagree	2	4.1%	1.1% to 13.7%
Strongly disagree	1	2.0%	0.4% to 10.7%


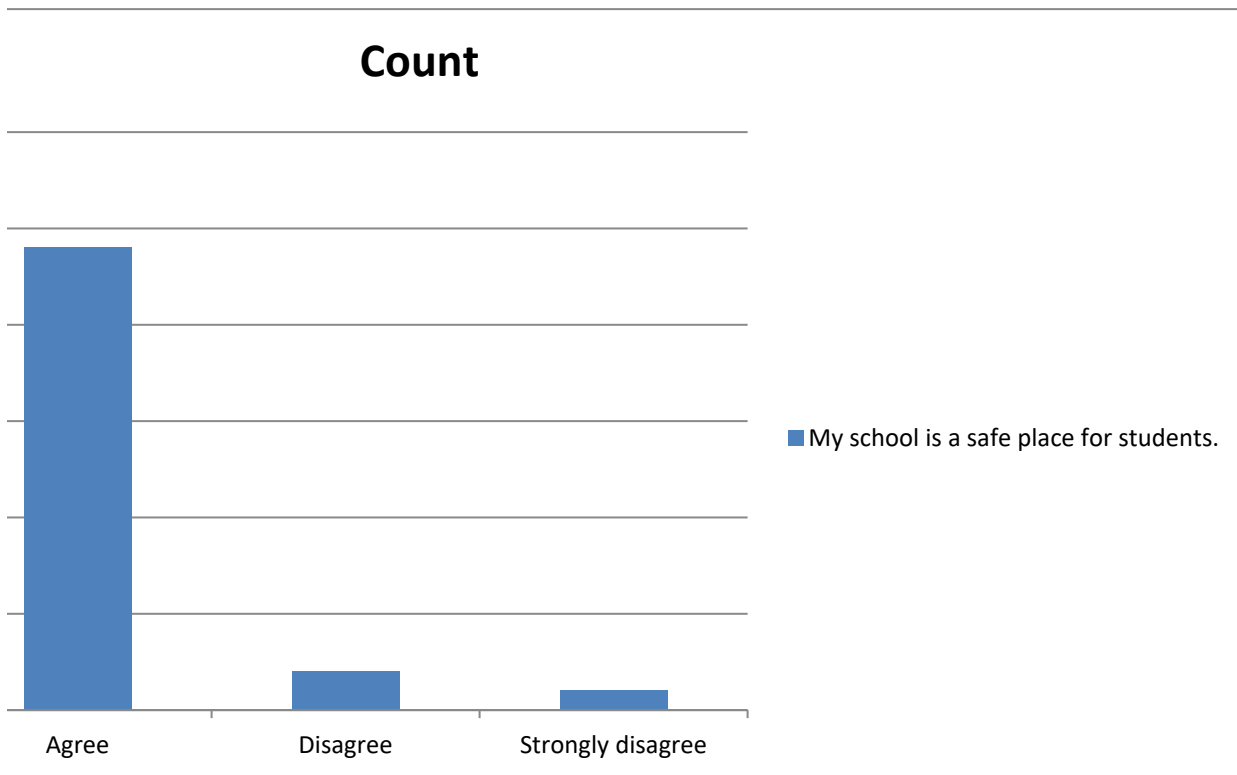
Select a chart and choose "Clustered Column", "100% Stacked Column", or "Pie" chart in Powerpoint or To create a correct "100% Stacked Column" chart, choose the chart then click "Switch Row/Column" (PC

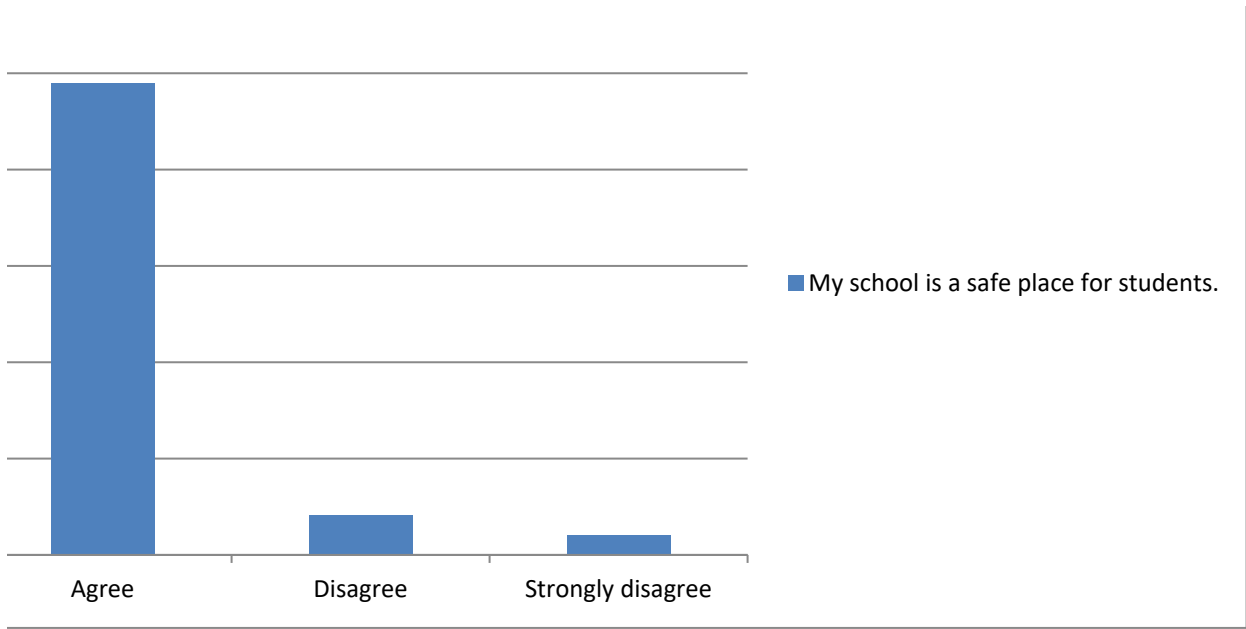
Count	My school is	Percent	My school is a safe place for students.
Strongly agree	22	Strongly agree 44.9%	
Agree	24	Agree 49.0%	
Disagree	2	Disagree 4.1%	
Strongly disagree	1	Strongly disagree 2.0%	





· Excel, to change the chart type.
C) or "Switch Plot" (Mac) in the chart tools





Summary of Students and adults listen to each other at our school.

Categorical Summary


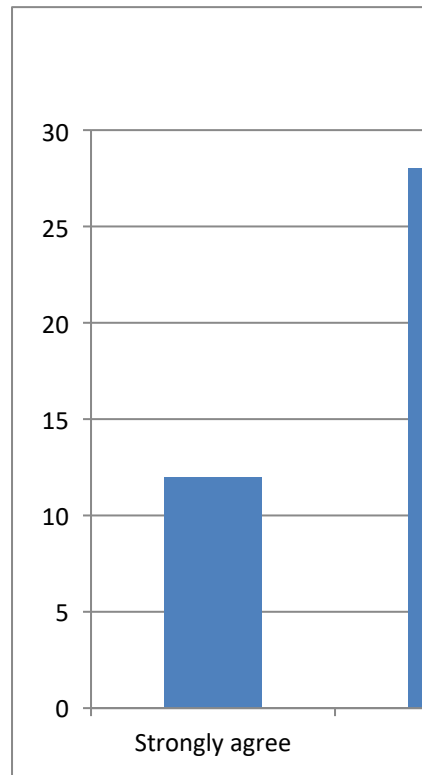
Sample Size Number of Distinct Categories

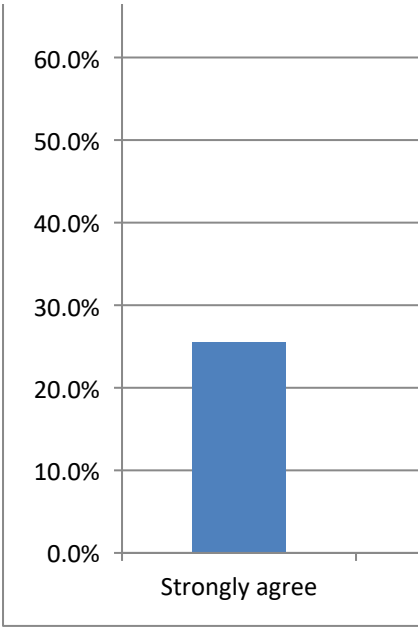
47 of 47 4

Students at	Count	Percent of	Confidence Interval (Percent of Data)
Strongly ag	12	25.5%	15.3% to 39.5%
Agree	28	59.6%	45.3% to 72.4%
Disagree	5	10.6%	4.6% to 22.6%
Strongly di:	2	4.3%	1.2% to 14.2%


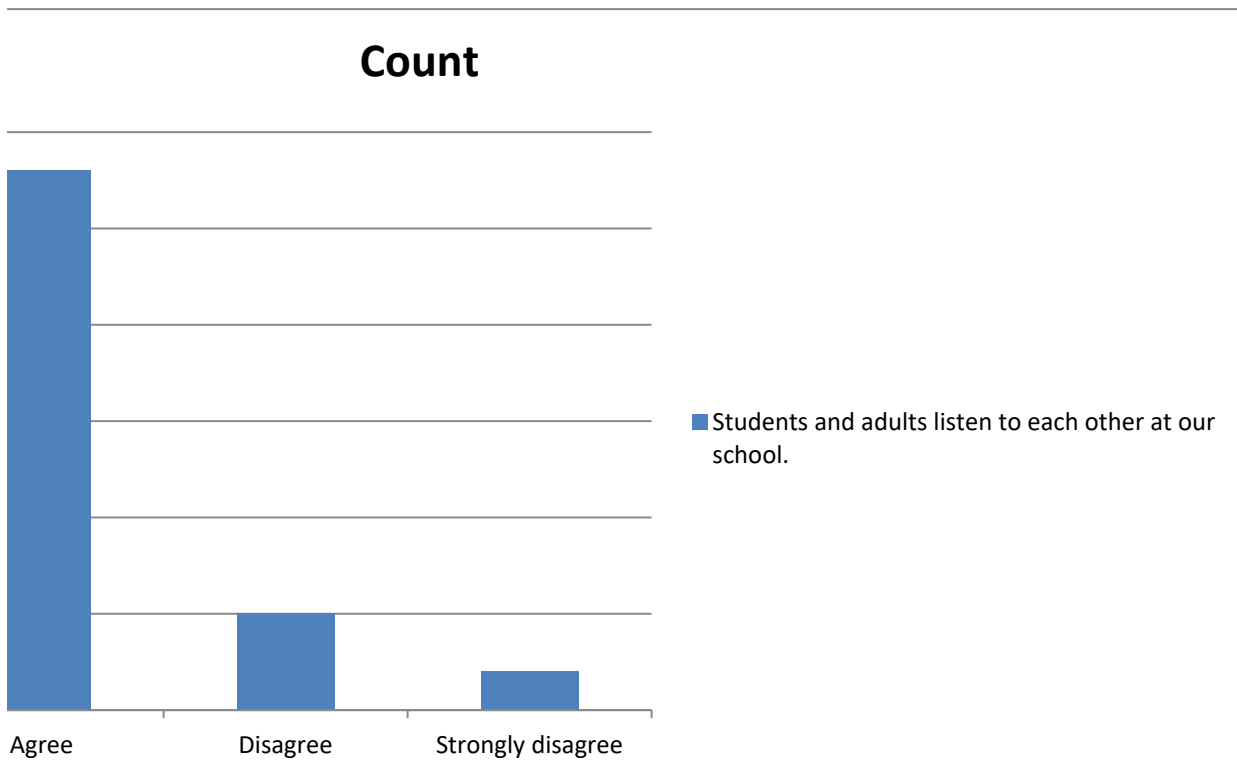
Select a chart and choose "Clustered Column", "100% Stacked Column", or "Pie" chart in Powerpoint or To create a correct "100% Stacked Column" chart, choose the chart then click "Switch Row/Column" (PC

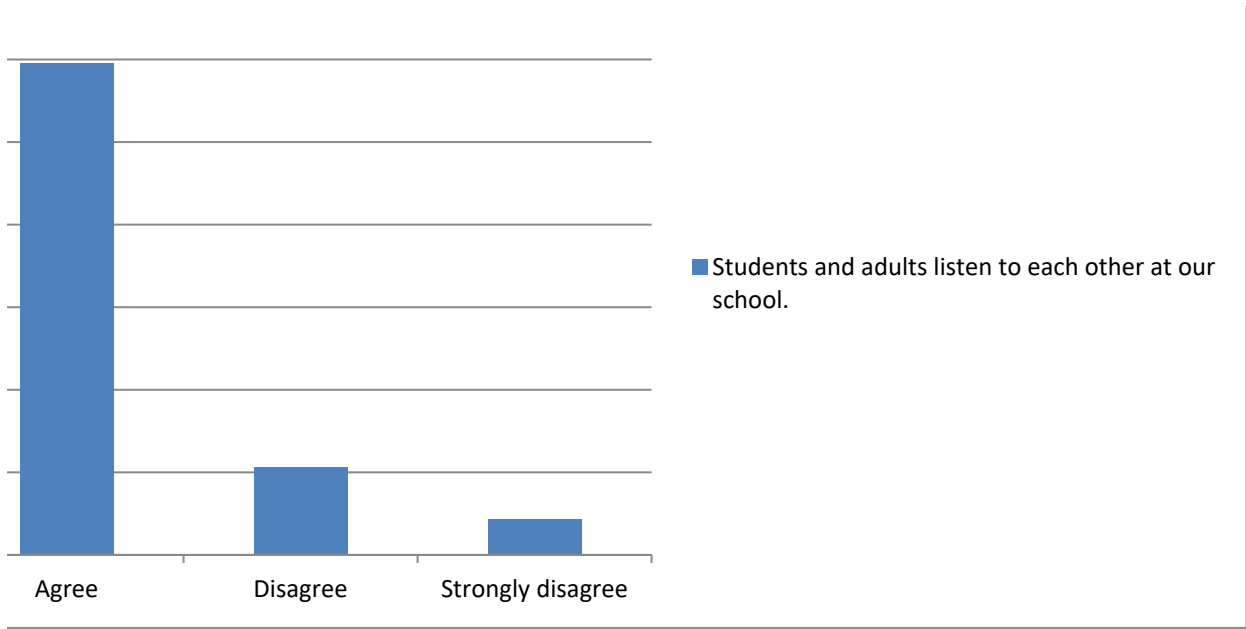
Count	Students at	Percent	Students and adults listen to each other at our school.
Strongly ag	12	Strongly ag 25.5%	
Agree	28	Agree 59.6%	
Disagree	5	Disagree 10.6%	
Strongly di:	2	Strongly di: 4.3%	





· Excel, to change the chart type.
C) or "Switch Plot" (Mac) in the chart tools





Summary of This school collaborates with community organizations to address youth concerns.

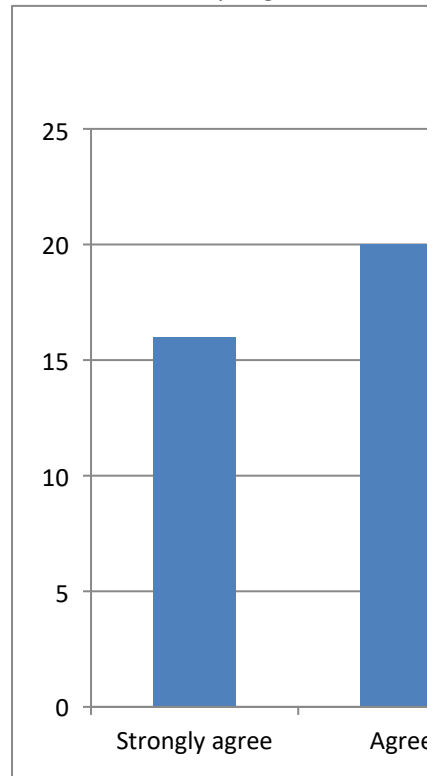
Categorical Summary

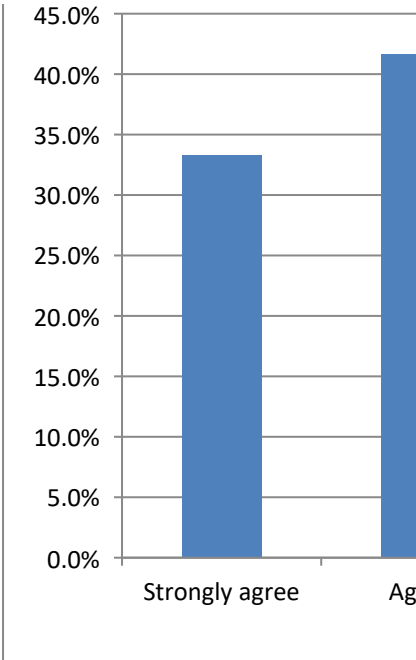
Sample Size Number of Distinct Categories
 48 of 48 5

This school	Count	Percent of	Confidence Interval (Percent of Data)
Strongly ag	16	33.3%	21.7% to 47.5%
Agree	20	41.7%	28.8% to 55.7%
Disagree	5	10.4%	4.5% to 22.2%
Strongly di:	3	6.3%	2.1% to 16.8%
I don't know	4	8.3%	3.3% to 19.6%

Select a chart and choose "Clustered Column", "100% Stacked Column", or "Pie" chart in Powerpoint or To create a correct "100% Stacked Column" chart, choose the chart then click "Switch Row/Column" (PC

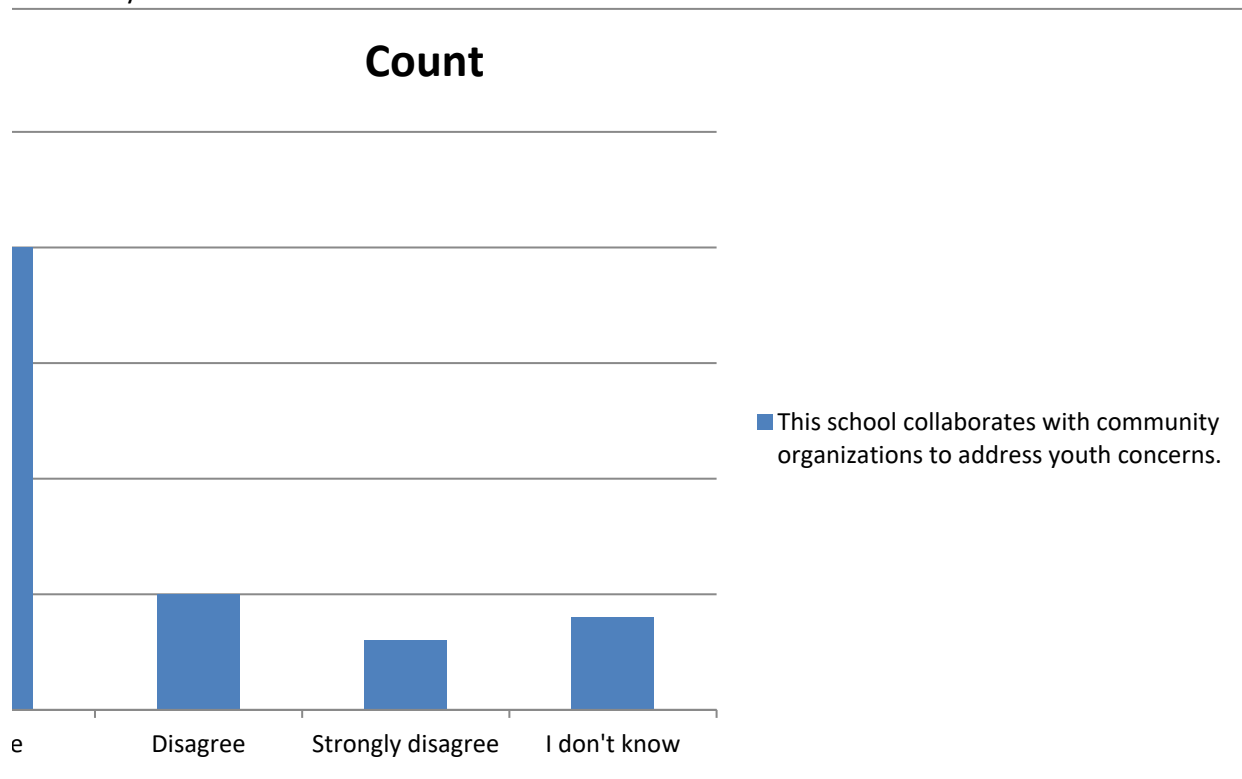
Count	This school	Percent	This school collaborates with community organizations to
Strongly ag	16	Strongly ag 33.3%	
Agree	20	Agree 41.7%	
Disagree	5	Disagree 10.4%	
Strongly di:	3	Strongly di: 6.3%	
I don't know	4	I don't know 8.3%	

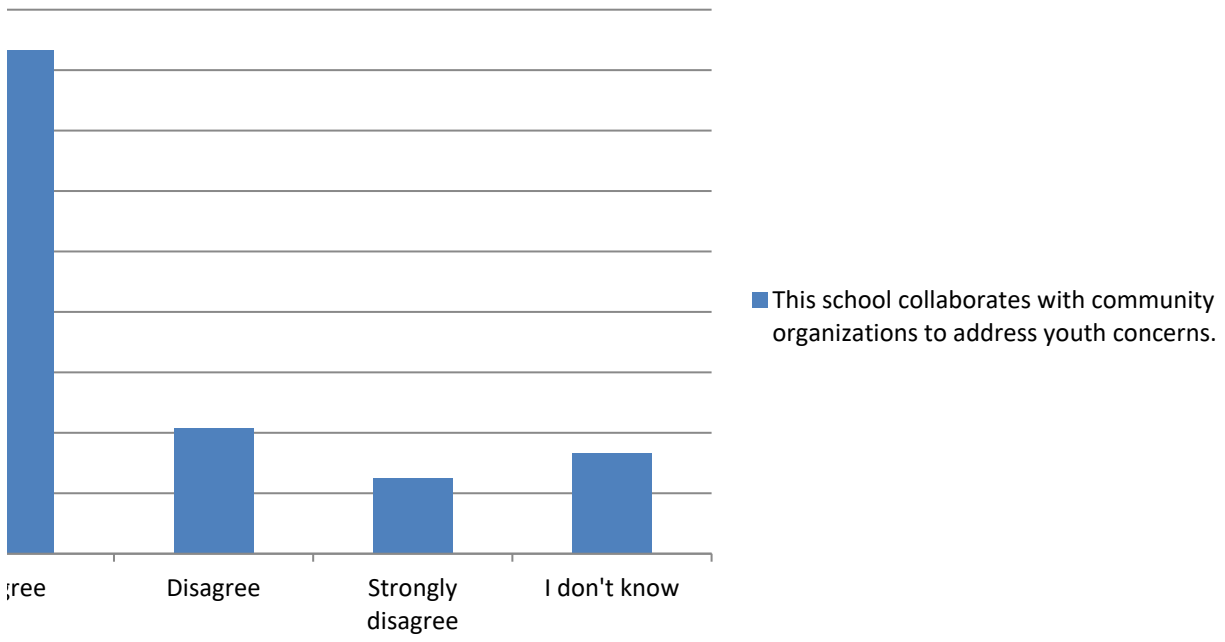




· Excel, to change the chart type.
C) or "Switch Plot" (Mac) in the chart tools

› address youth concerns.





Summary of Students learn about healthy relationships and communication at school.

Categorical Summary

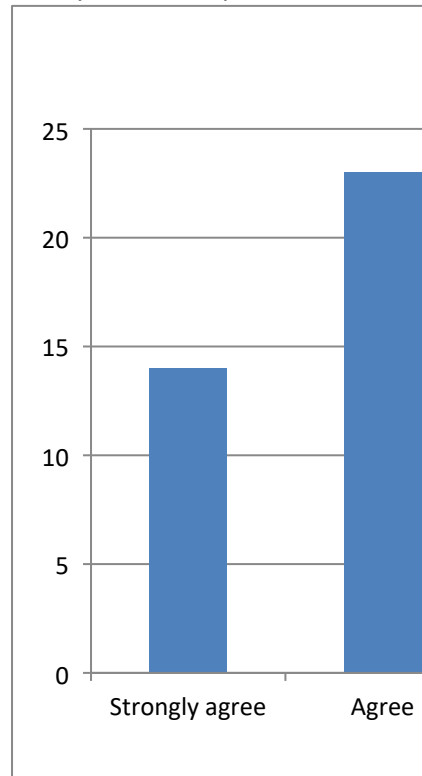
Sample Size Number of Distinct Categories

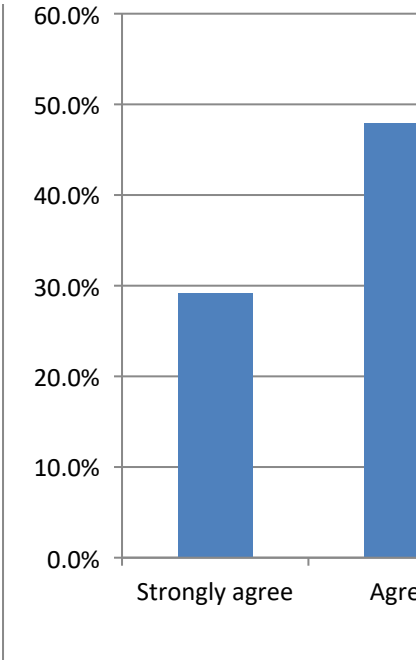
48 of 48 5

Students le Count	Percent of	Confidence Interval (Percent of Data)
Strongly ag	14	29.2% 18.2% to 43.2%
Agree	23	47.9% 34.5% to 61.7%
Disagree	5	10.4% 4.5% to 22.2%
Strongly di:	2	4.2% 1.2% to 14.0%
I don't know	4	8.3% 3.3% to 19.6%

Select a chart and choose "Clustered Column", "100% Stacked Column", or "Pie" chart in Powerpoint or To create a correct "100% Stacked Column" chart, choose the chart then click "Switch Row/Column" (PC

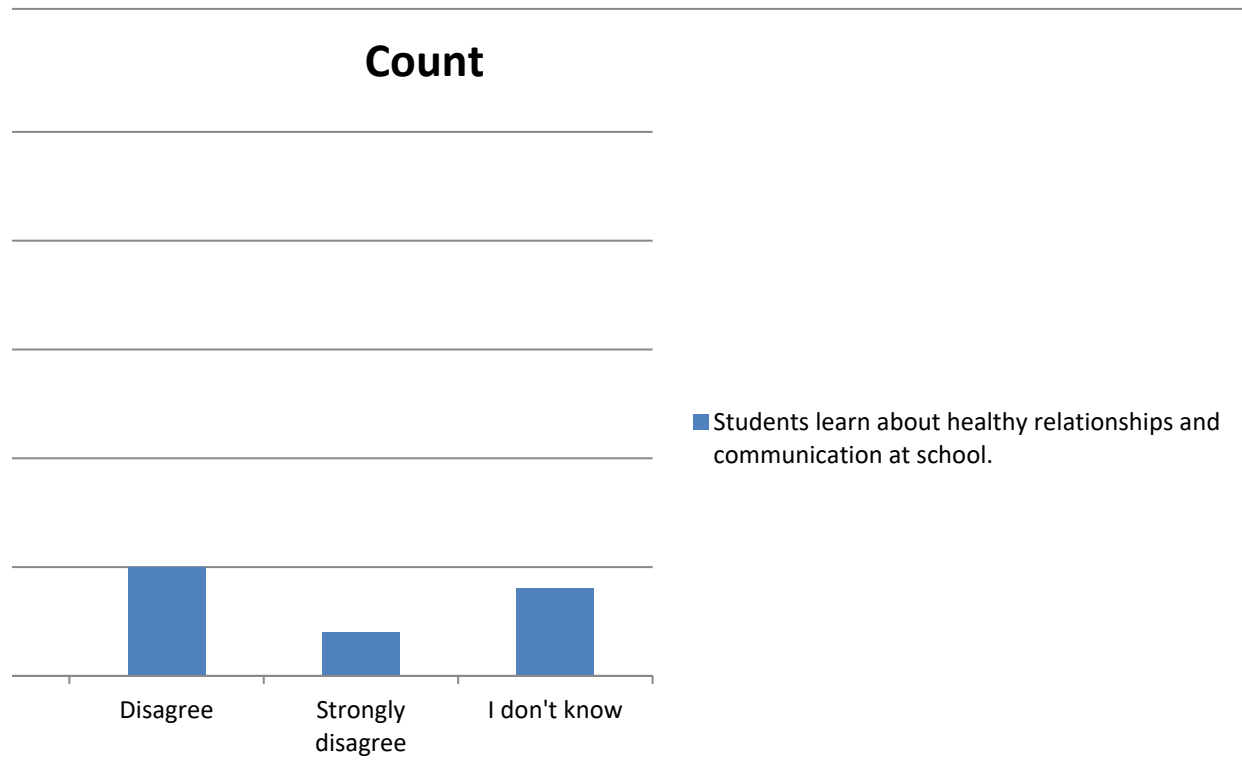
Count	Students le	Percent	Students learn about healthy relationships and communic
Strongly ag	14	Strongly ag	29.2%
Agree	23	Agree	47.9%
Disagree	5	Disagree	10.4%
Strongly di:	2	Strongly di:	4.2%
I don't know	4	I don't know	8.3%

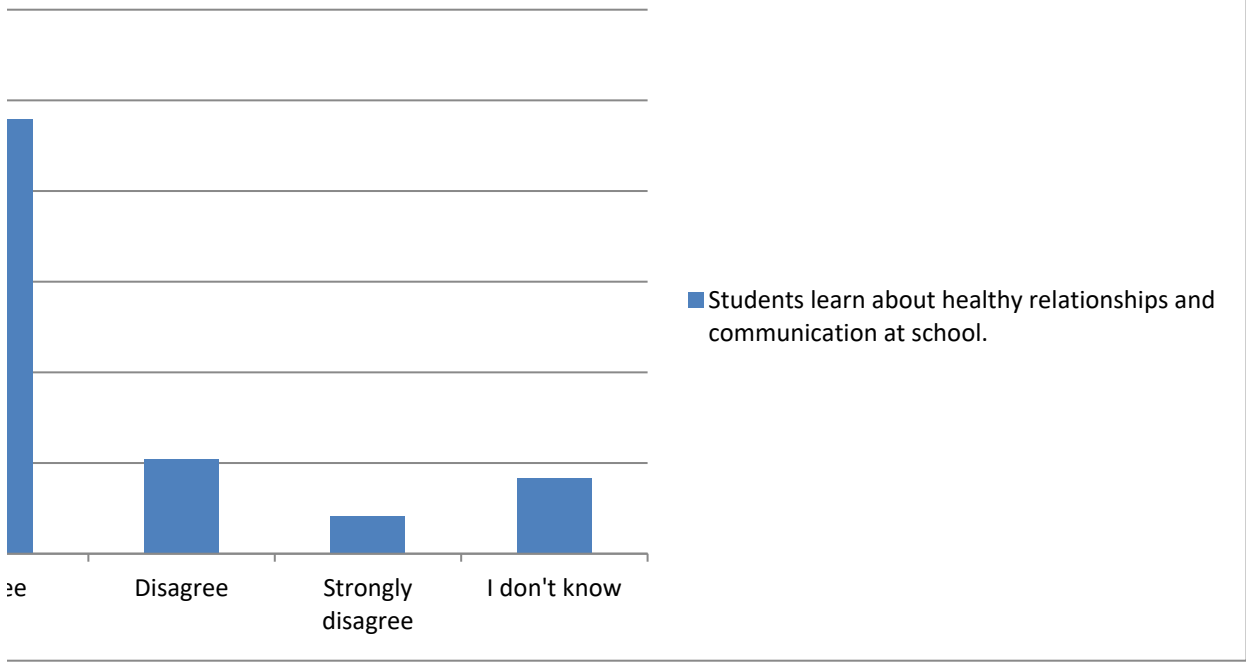




· Excel, to change the chart type.
C) or "Switch Plot" (Mac) in the chart tools

cation at school.





Summary of I have personally taught schoolwide expectations to my students in the last two months.

Categorical Summary


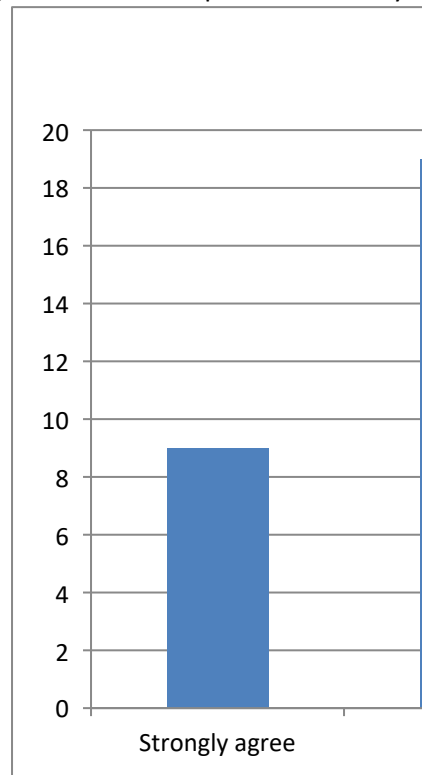
Sample Size Number of Distinct Categories

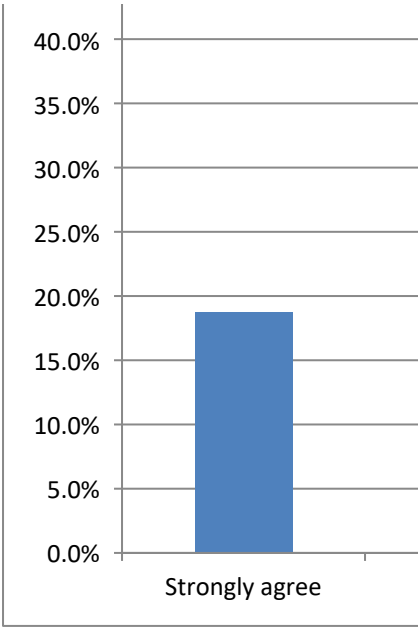
48 of 48 4

I have pers	Count	Percent	Confidence Interval (Percent of Data)
Strongly ag	9	18.8%	10.2% to 31.9%
Agree	19	39.6%	27.0% to 53.7%
Disagree	7	14.6%	7.2% to 27.2%
Not applica	13	27.1%	16.6% to 41.0%

Select a chart and choose "Clustered Column", "100% Stacked Column", or "Pie" chart in Powerpoint or To create a correct "100% Stacked Column" chart, choose the chart then click "Switch Row/Column" (PC


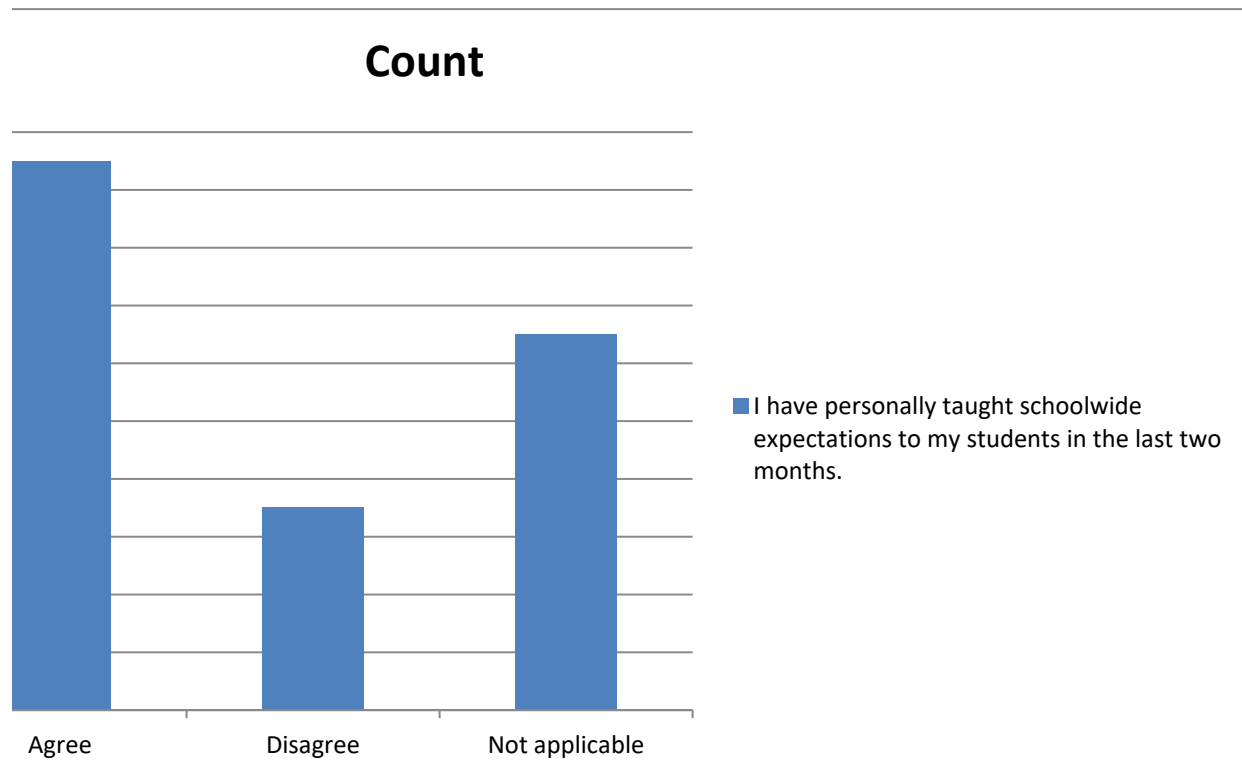
Count	I have pers	Percent	I have personally taught schoolwide expectations to my s
Strongly ag	9	Strongly ag 18.8%	
Agree	19	Agree 39.6%	
Disagree	7	Disagree 14.6%	
Not applica	13	Not applica 27.1%	

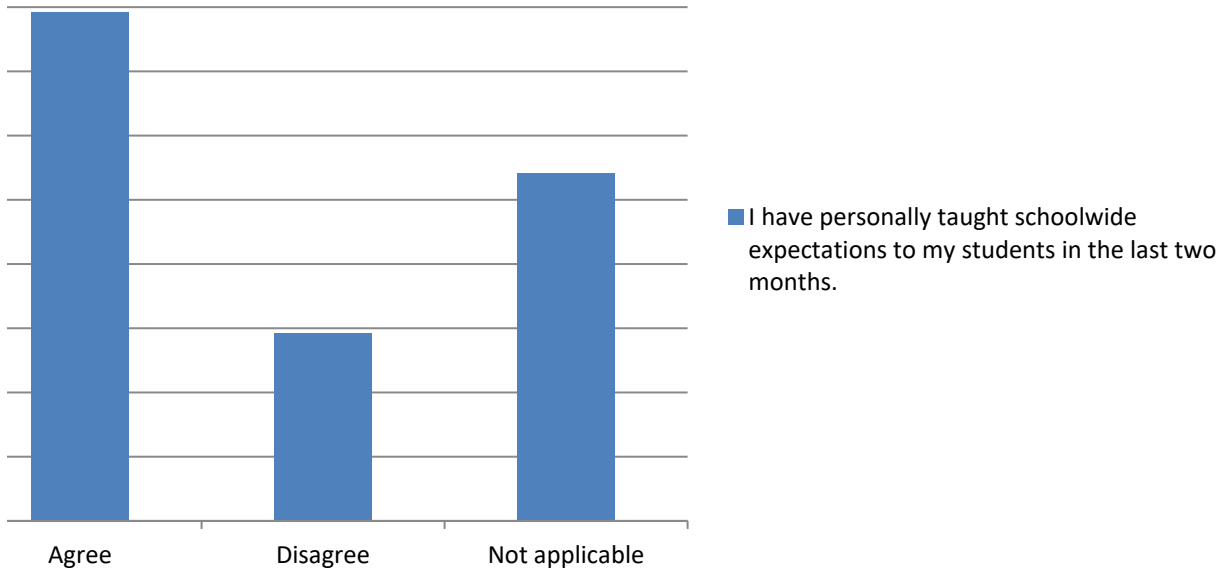




· Excel, to change the chart type.
C) or "Switch Plot" (Mac) in the chart tools

tudents in the last two months.





Summary of I have heard this type of language from students at my school:

Variable	Count	Average	Median
Sexual lang	48	1.33	1.0
Racist lang	47	1.43	1.0
Threatenin	48	1.48	1.0
Swearing	48	1.73	2.0
Gossip	48	1.75	2.0
Put-downs	48	1.75	2.0
Total	287	1.58	2.0



Select a chart and choose "Clustered Column", "100% Stacked Column", or "Pie" chart in Powerpoint or

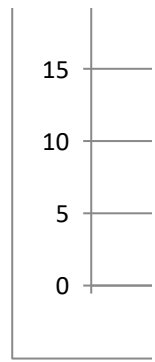
Col %

	Gossip	Put-downs	Racist lang	Sexual lang	Swearing	Threatening language
Yes	75.0%	75.0%	42.6%	33.3%	72.9%	47.9%
No	25.0%	25.0%	57.4%	66.7%	27.1%	52.1%

Count

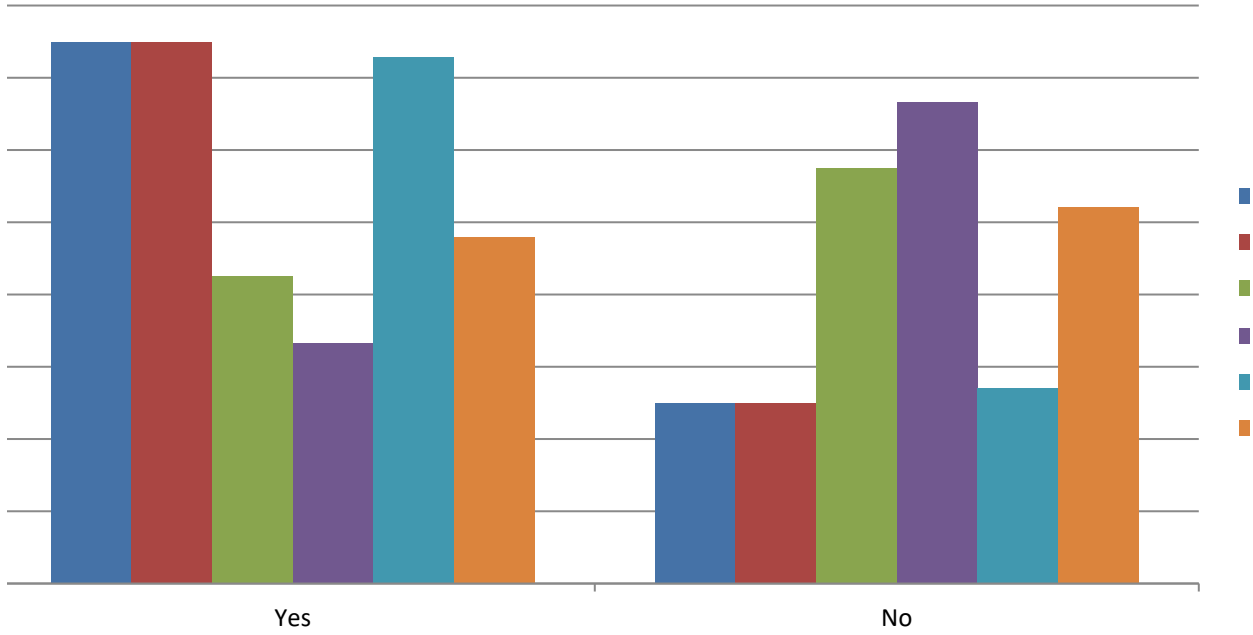
	Gossip	Put-downs	Racist lang	Sexual lang	Swearing	Threatening language
Yes	36	36	20	16	35	23
No	12	12	27	32	13	25



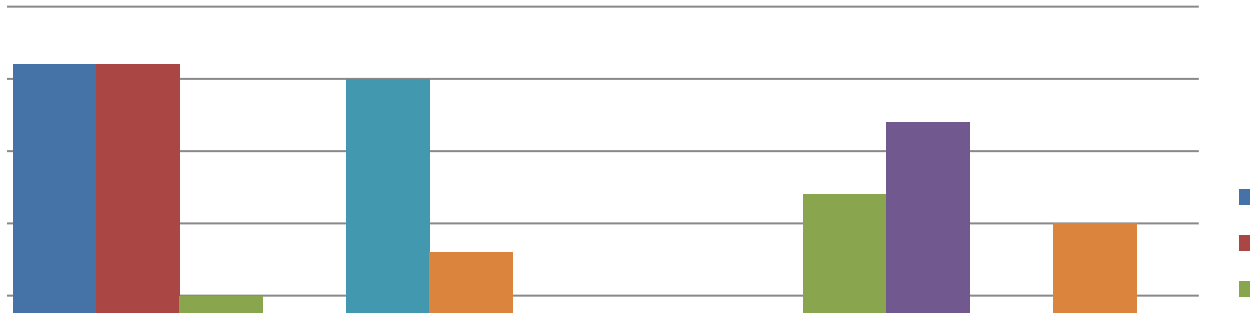


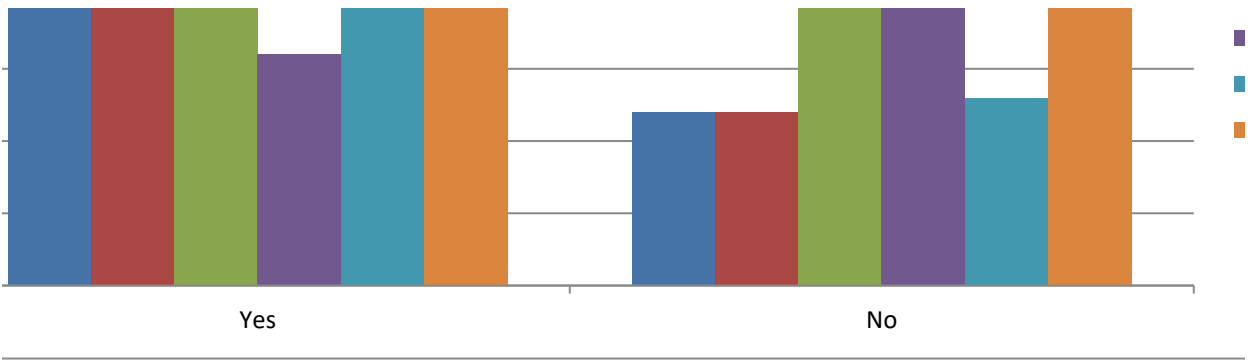
· Excel, to change the chart type.

Col %



Count





- Gossip
- Put-downs
- Racist language
- Sexual language
- Swearing
- Threatening language

- Gossip
- Put-downs
- Racist language

- Sexual language
- Swearing
- Threatening language

Summary of I have heard this type of language from staff at my school:

Variable	Count	Average	Median
Racist lang	48	1.06	1.0
Sexual lang	48	1.06	1.0
Threatenin	48	1.06	1.0
Swearing	48	1.33	1.0
Put-downs	48	1.38	1.0
Gossip	48	1.65	2.0
Total	288	1.26	1.0



Select a chart and choose "Clustered Column", "100% Stacked Column", or "Pie" chart in Powerpoint or

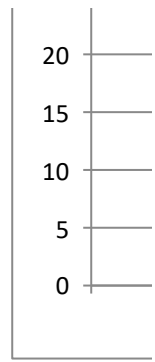
Col %

	Gossip	Put-downs	Racist lang	Sexual lang	Swearing	Threatening language
Yes	64.6%	37.5%	6.3%	6.3%	33.3%	6.3%
No	35.4%	62.5%	93.8%	93.8%	66.7%	93.8%

Count

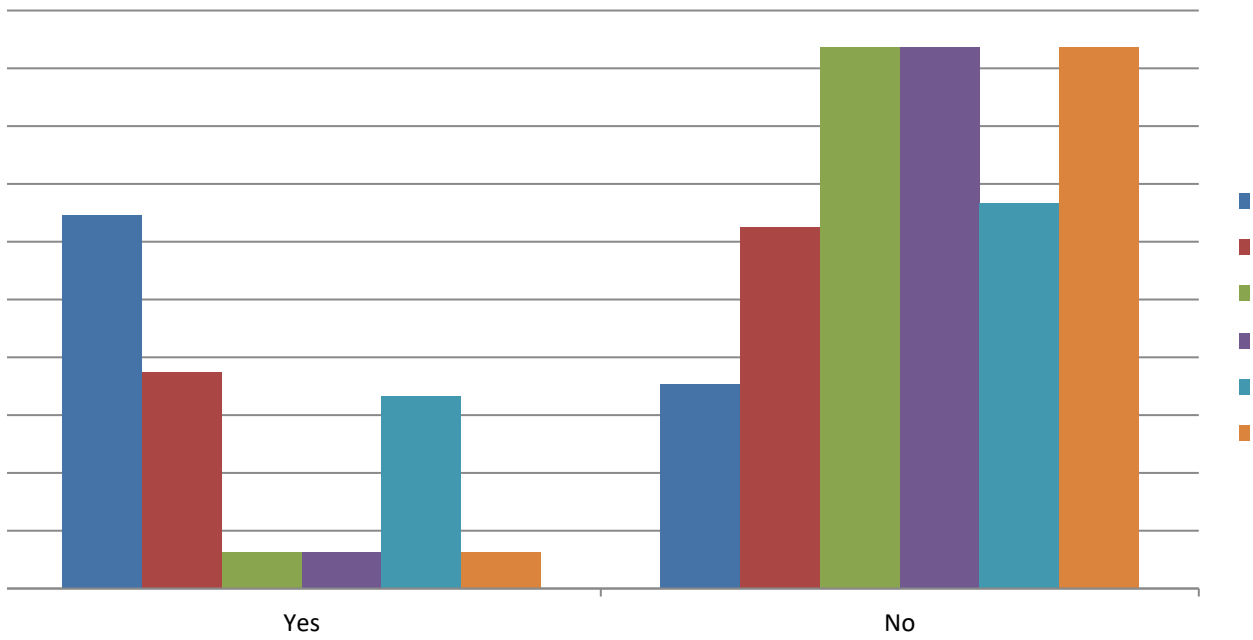
	Gossip	Put-downs	Racist lang	Sexual lang	Swearing	Threatening language
Yes	31	18	3	3	16	3
No	17	30	45	45	32	45



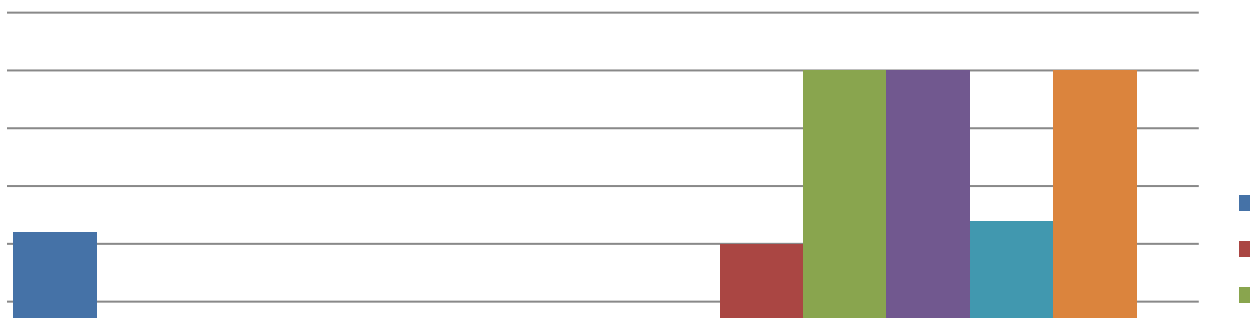


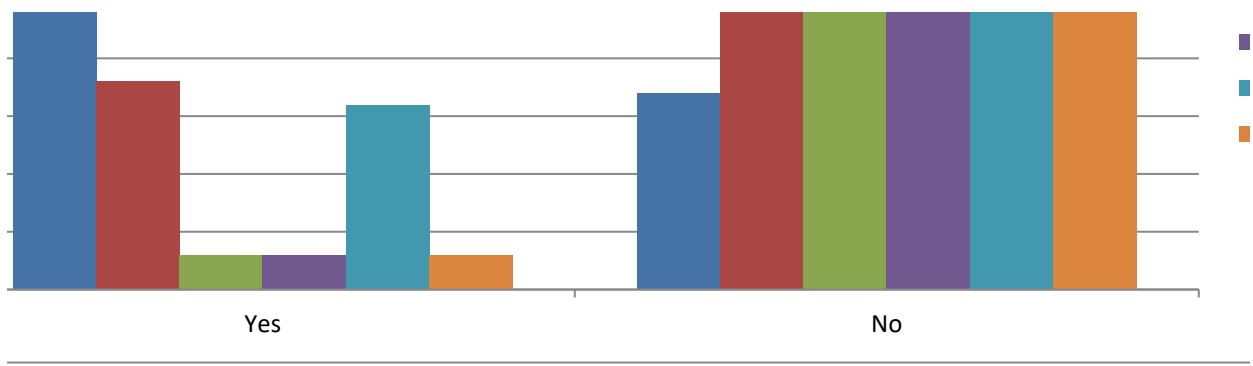
· Excel, to change the chart type.

Col %



Count





- Gossip
- Put-downs
- Racist language
- Sexual language
- Swearing
- Threatening language

- Gossip
- Put-downs
- Racist language

- Sexual language
- Swearing
- Threatening language

Summary of Staff at this school stop bullying when they see it.

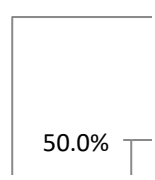
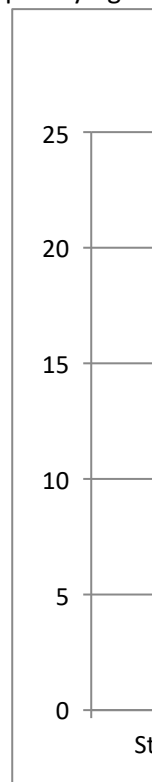
Categorical Summary


Sample Size: 45 of 45
 Average: 3.266667
 Median: 3
 Number of Distinct Categories: 4

Recode	Staff at this	Count	Percent of	Confidence Interval (Percent of Data)
4	Strongly ag	19	42.2%	29.0% to 56.7%
3	Agree	20	44.4%	30.9% to 58.8%
2	Disagree	5	11.1%	4.8% to 23.5%
1	Strongly di:	1	2.2%	0.4% to 11.6%

Select a chart and choose "Clustered Column", "100% Stacked Column", or "Pie" chart in Powerpoint or To create a correct "100% Stacked Column" chart, choose the chart then click "Switch Row/Column" (PC

Recode	Count	Staff at this	Percent	Staff at this school stop bullying w/
4	Strongly ag	19	Strongly ag	42.2%
3	Agree	20	Agree	44.4%
2	Disagree	5	Disagree	11.1%
1	Strongly di:	1	Strongly di:	2.2%

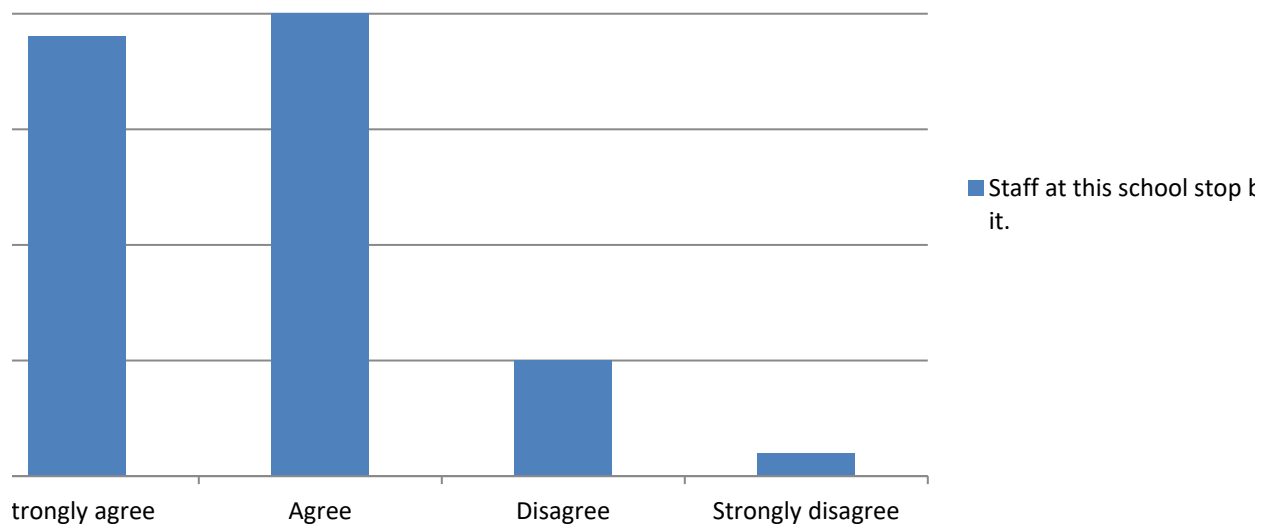




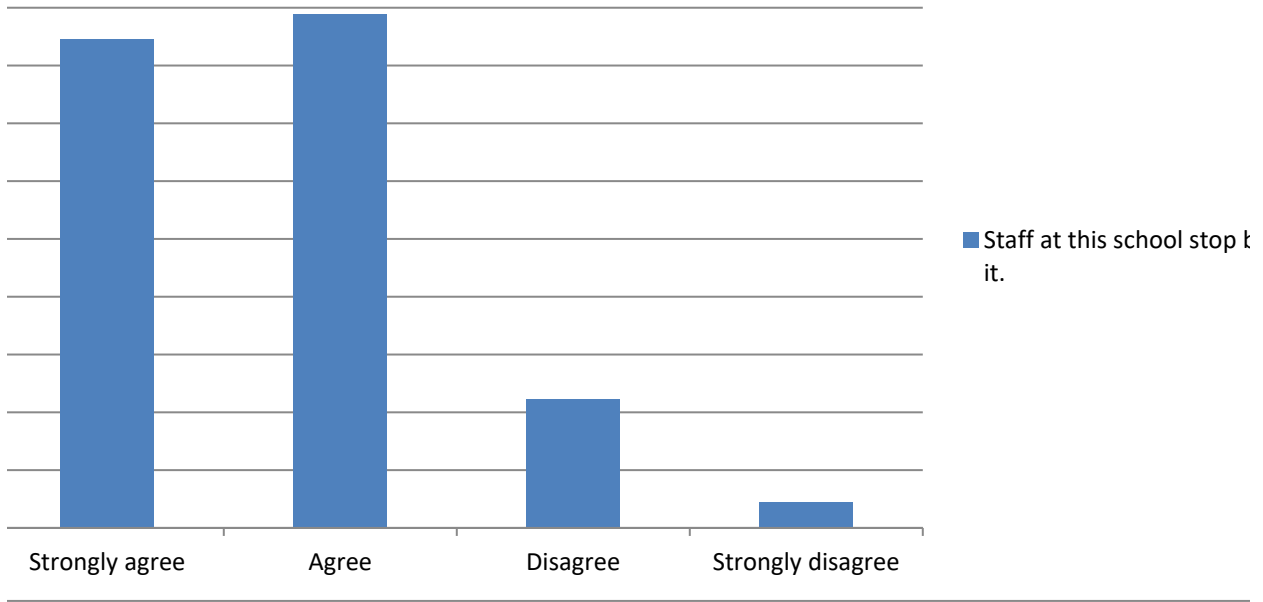
· Excel, to change the chart type.
C) or "Switch Plot" (Mac) in the chart tools

hen they see it.

Count



Percent



bullying when they see

bullying when they see

Summary of The school has a clearly defined procedure for reporting acts of bullying/ cyberbullying.

Categorical Summary

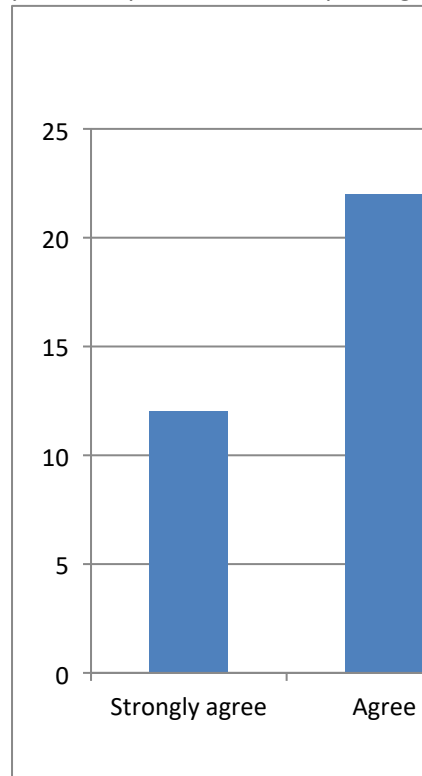
Sample Size Number of Distinct Categories

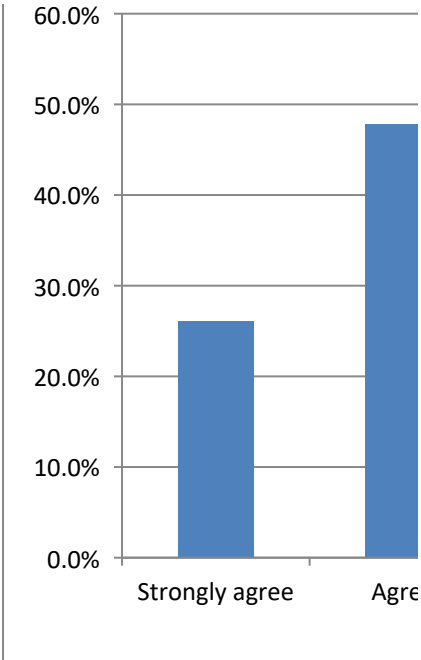
46 of 46 5

The school	Count	Percent of	Confidence Interval (Percent of Data)
Strongly ag	12	26.1%	15.6% to 40.3%
Agree	22	47.8%	34.1% to 61.9%
Disagree	6	13.0%	6.1% to 25.7%
Strongly di:	3	6.5%	2.2% to 17.5%
I don't know	3	6.5%	2.2% to 17.5%

Select a chart and choose "Clustered Column", "100% Stacked Column", or "Pie" chart in Powerpoint or To create a correct "100% Stacked Column" chart, choose the chart then click "Switch Row/Column" (PC

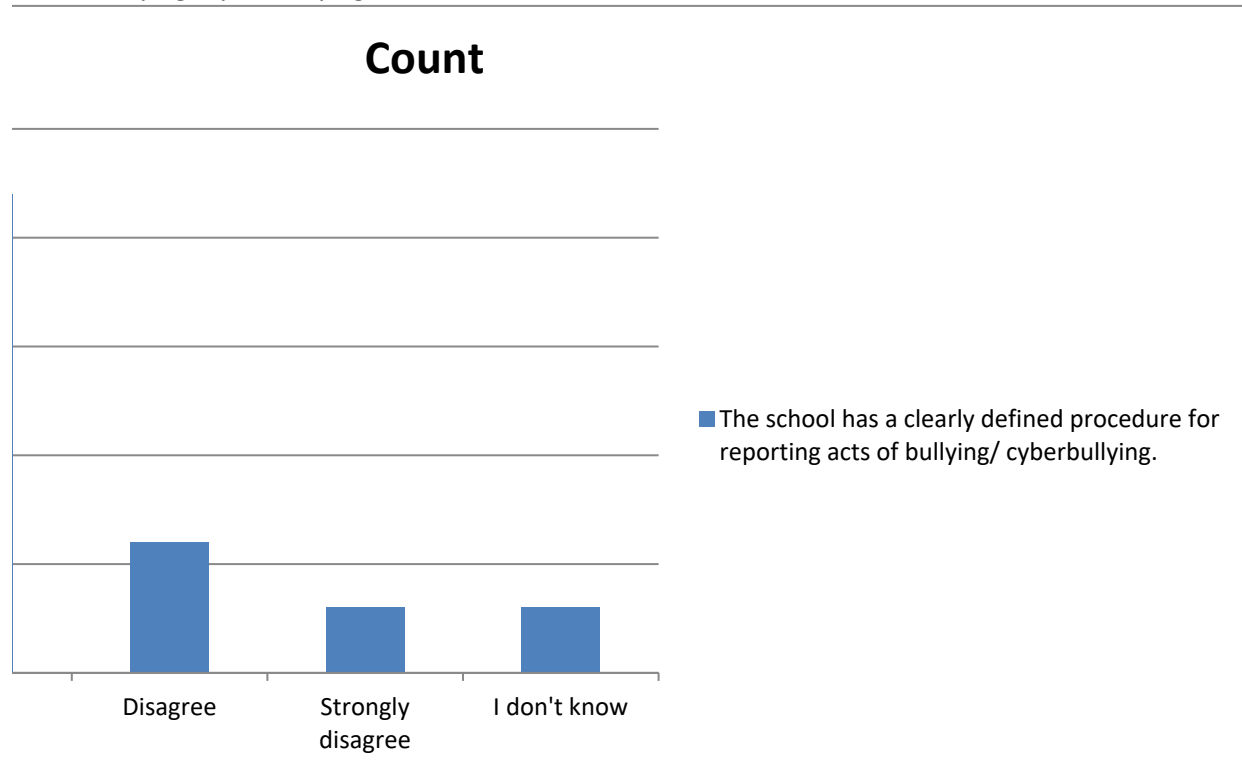
Count	The school	Percent	The school has a clearly defined procedure for reporting a
Strongly ag	12	Strongly ag	26.1%
Agree	22	Agree	47.8%
Disagree	6	Disagree	13.0%
Strongly di:	3	Strongly di:	6.5%
I don't know	3	I don't know	6.5%

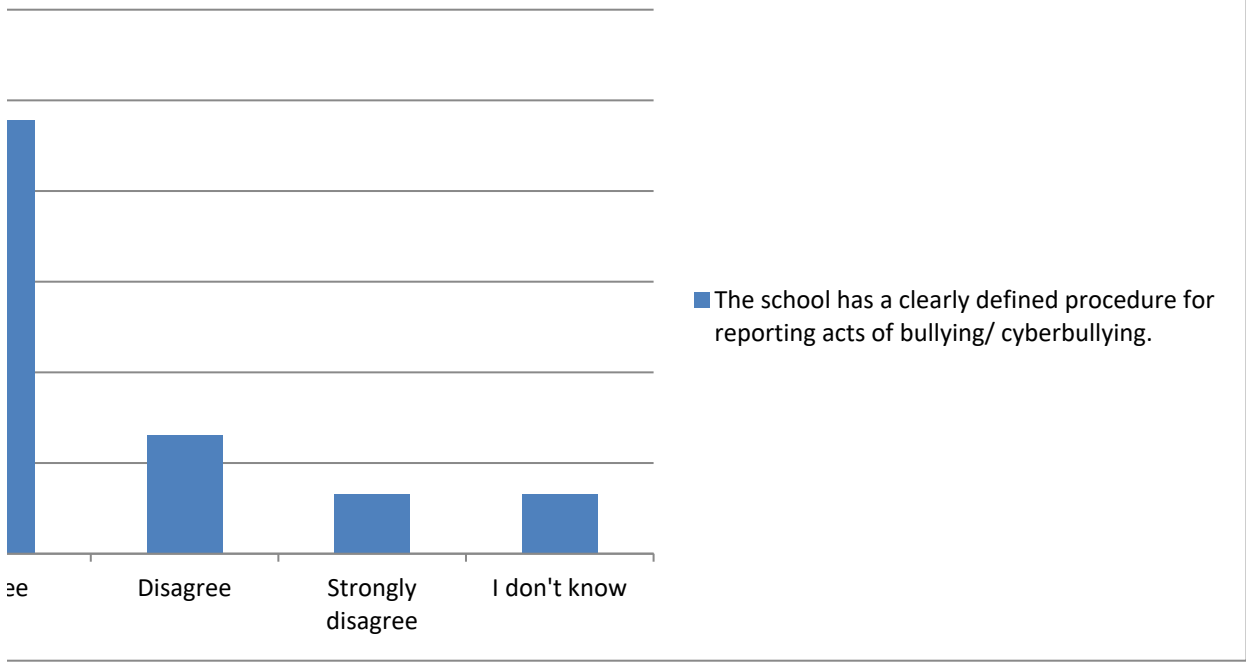




· Excel, to change the chart type.
C) or "Switch Plot" (Mac) in the chart tools

acts of bullying/ cyberbullying.





Summary of I feel comfortable intervening when I witness bullying.

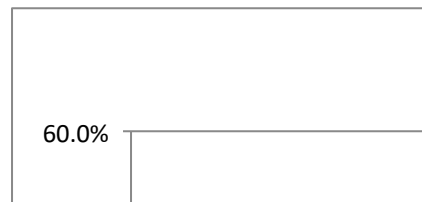
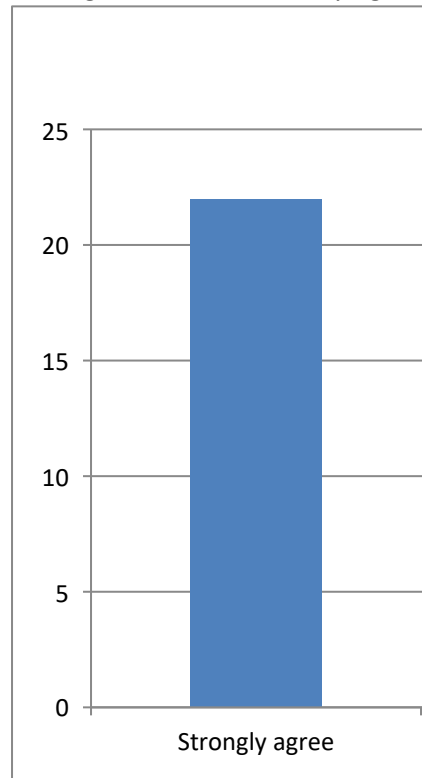
Categorical Summary

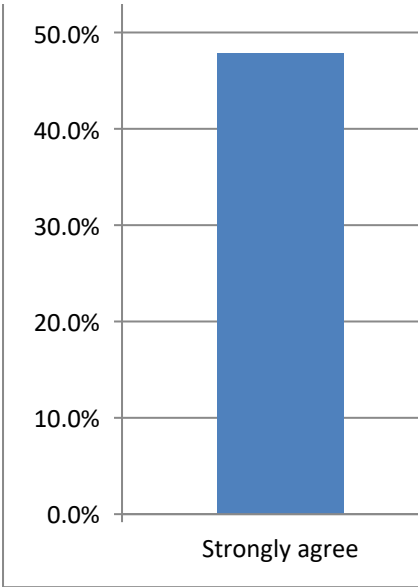
Sample Size Number of Distinct Categories
 46 of 46 3

I feel comf	Count	Percent of	Confidence Interval (Percent of Data)
Strongly ag	22	47.8%	34.1% to 61.9%
Agree	20	43.5%	30.2% to 57.8%
Disagree	4	8.7%	3.4% to 20.3%


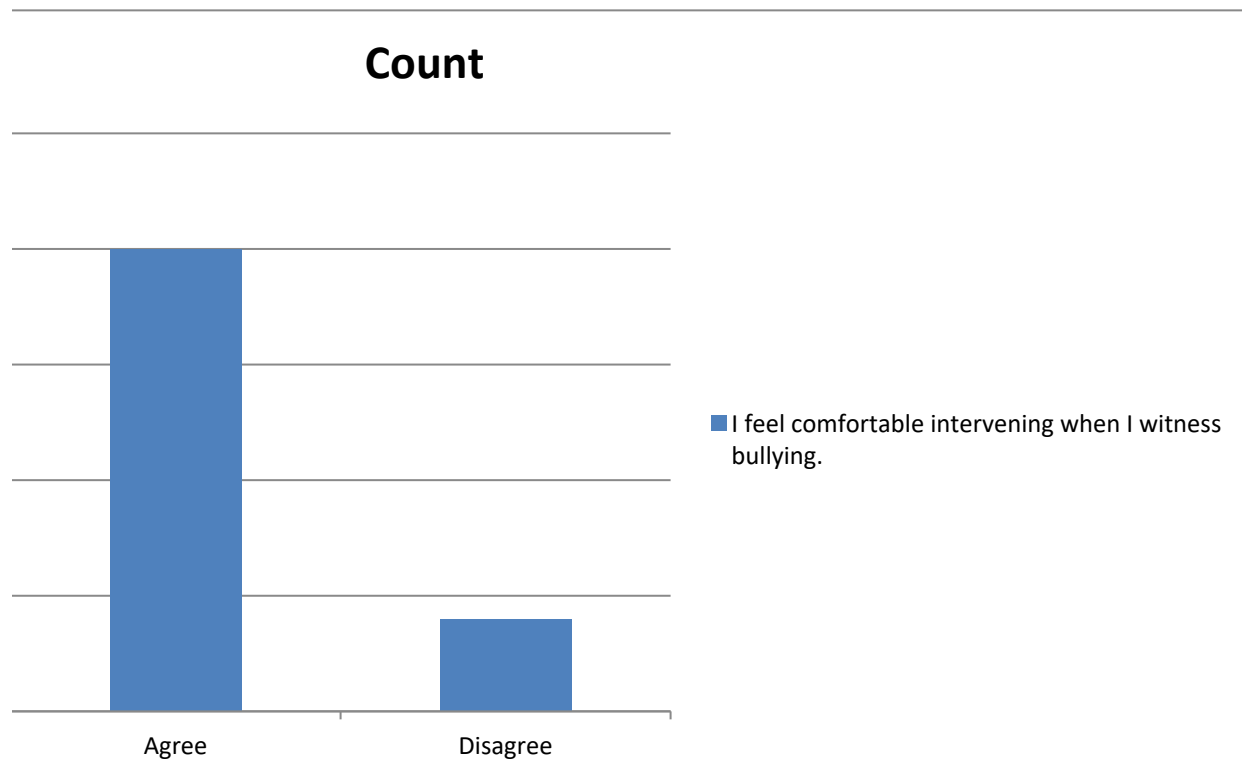
Select a chart and choose "Clustered Column", "100% Stacked Column", or "Pie" chart in Powerpoint or To create a correct "100% Stacked Column" chart, choose the chart then click "Switch Row/Column" (PC

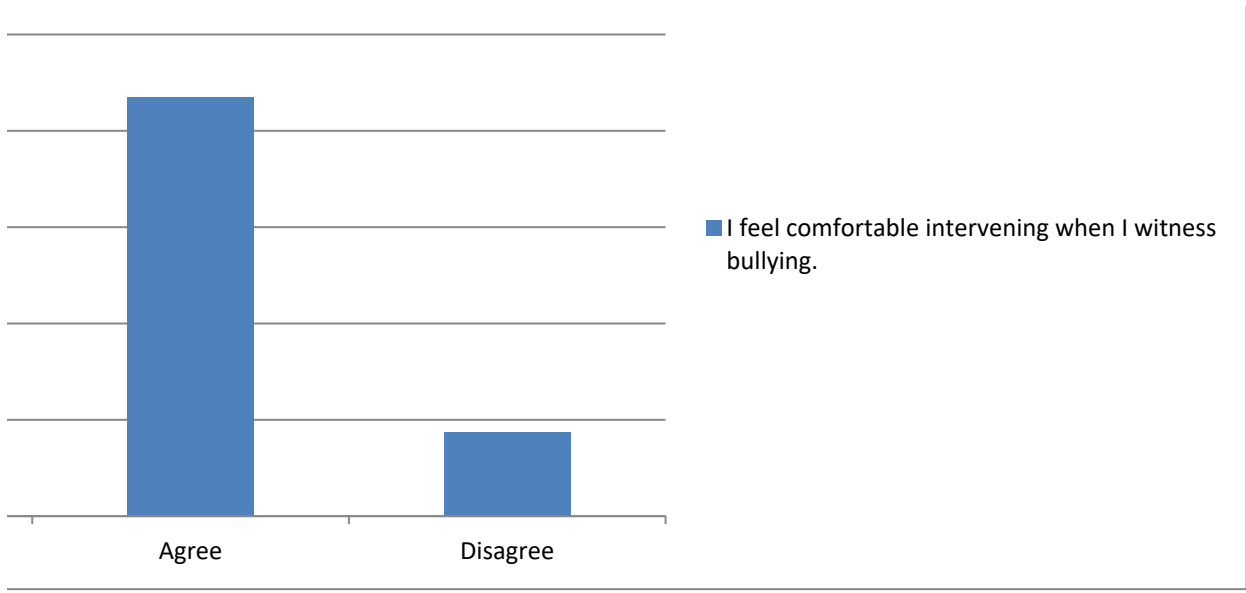
Count	I feel comf	Percent	I feel comfortable intervening when I witness bullying.
Strongly ag	22	Strongly ag	47.8%
Agree	20	Agree	43.5%
Disagree	4	Disagree	8.7%





· Excel, to change the chart type.
C) or "Switch Plot" (Mac) in the chart tools





Summary of I know what to do to help students in a mental health crisis.

Categorical Summary


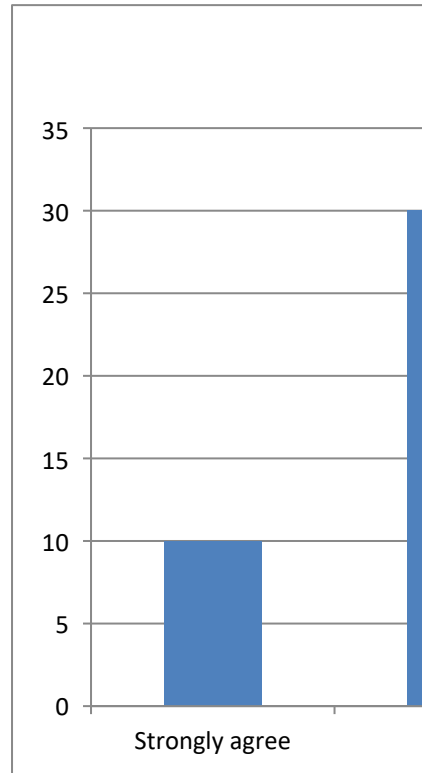
Sample Size Number of Distinct Categories

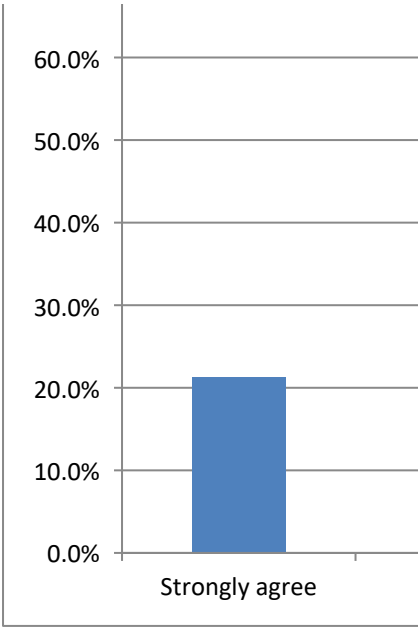
47 of 47 4

I know what to do to help students in a mental health crisis	Count	Percent	Confidence Interval (Percent of Data)
Strongly agree	10	21.3%	12.0% to 34.9%
Agree	30	63.8%	49.5% to 76.0%
Disagree	4	8.5%	3.4% to 19.9%
Strongly disagree	3	6.4%	2.2% to 17.2%

Select a chart and choose "Clustered Column", "100% Stacked Column", or "Pie" chart in Powerpoint or To create a correct "100% Stacked Column" chart, choose the chart then click "Switch Row/Column" (PC


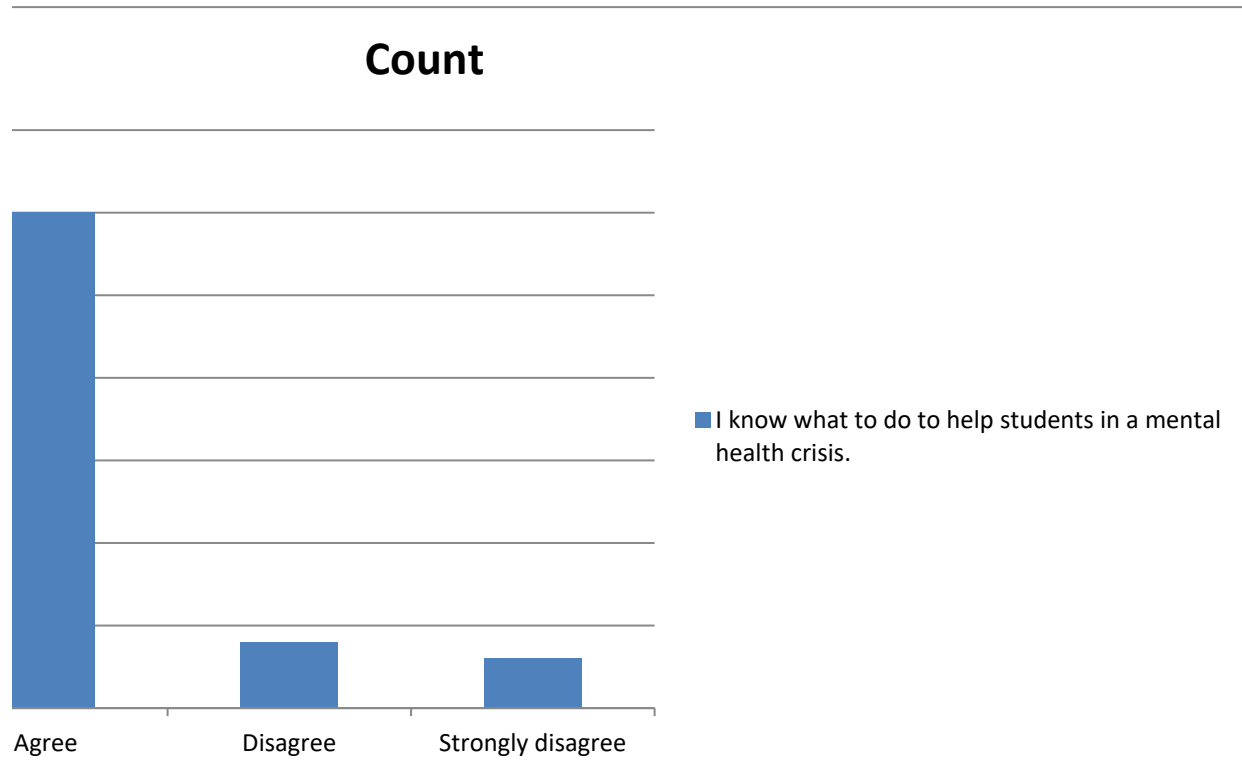
Count	I know what to do to help students in a mental health crisis	Percent
10	Strongly agree	21.3%
30	Agree	63.8%
4	Disagree	8.5%
3	Strongly disagree	6.4%

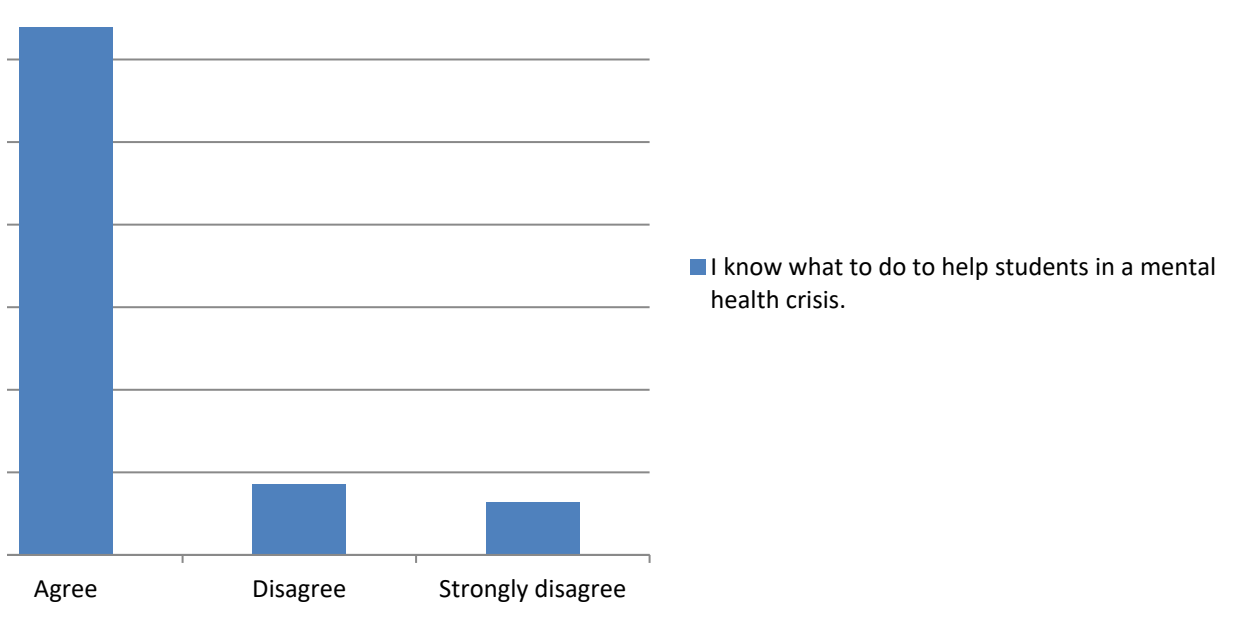




· Excel, to change the chart type.
C) or "Switch Plot" (Mac) in the chart tools

sis.





Summary of My school has adequate supports for students experiencing thoughts of suicide.

Categorical Summary


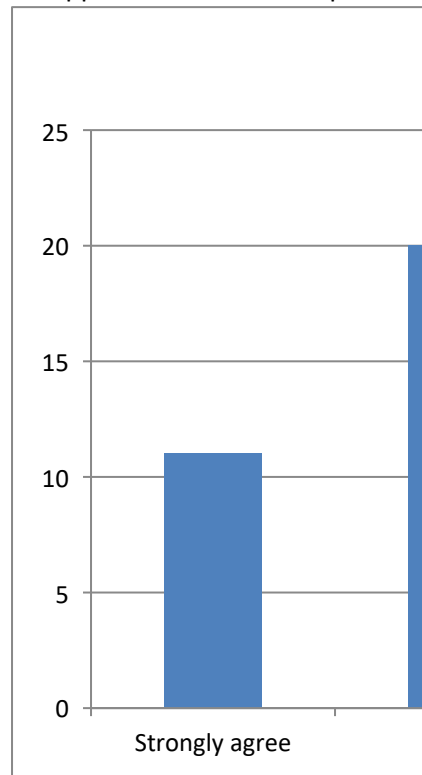
Sample Size Number of Distinct Categories

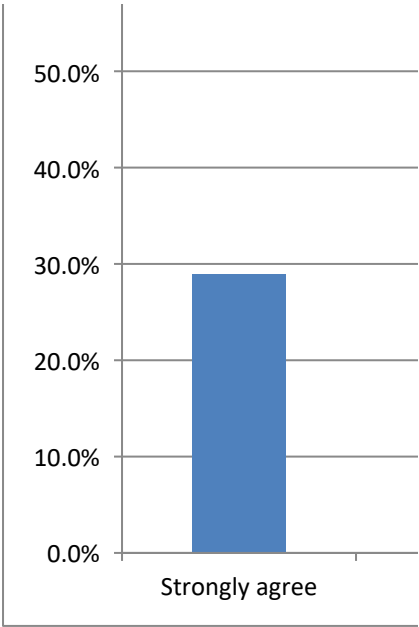
38 of 38 4

My school	Count	Percent of	Confidence Interval (Percent of Data)
Strongly ag	11	28.9%	17.0% to 44.8%
Agree	20	52.6%	37.3% to 67.5%
Disagree	3	7.9%	2.7% to 20.8%
Strongly di:	4	10.5%	4.2% to 24.1%

Select a chart and choose "Clustered Column", "100% Stacked Column", or "Pie" chart in Powerpoint or To create a correct "100% Stacked Column" chart, choose the chart then click "Switch Row/Column" (PC

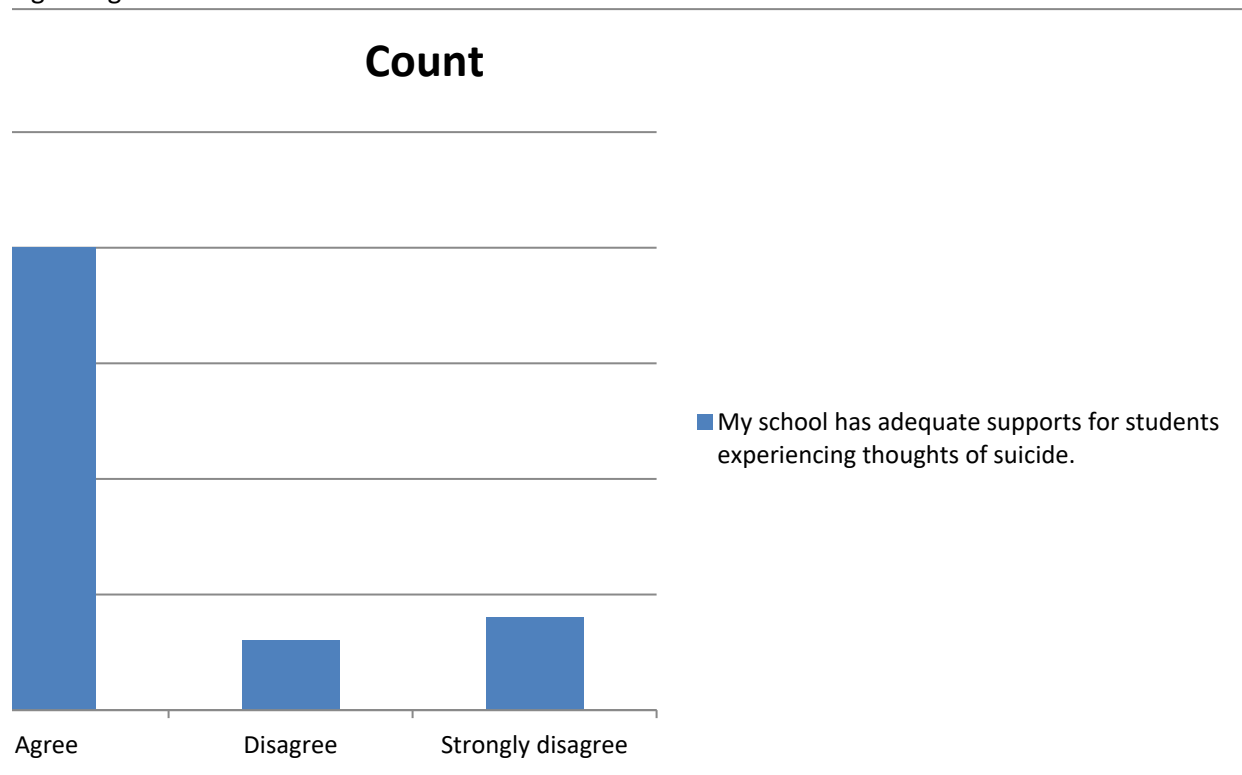
Count	My school	Percent	My school has adequate supports for students experienci
Strongly ag	11	Strongly ag 28.9%	
Agree	20	Agree 52.6%	
Disagree	3	Disagree 7.9%	
Strongly di:	4	Strongly di: 10.5%	

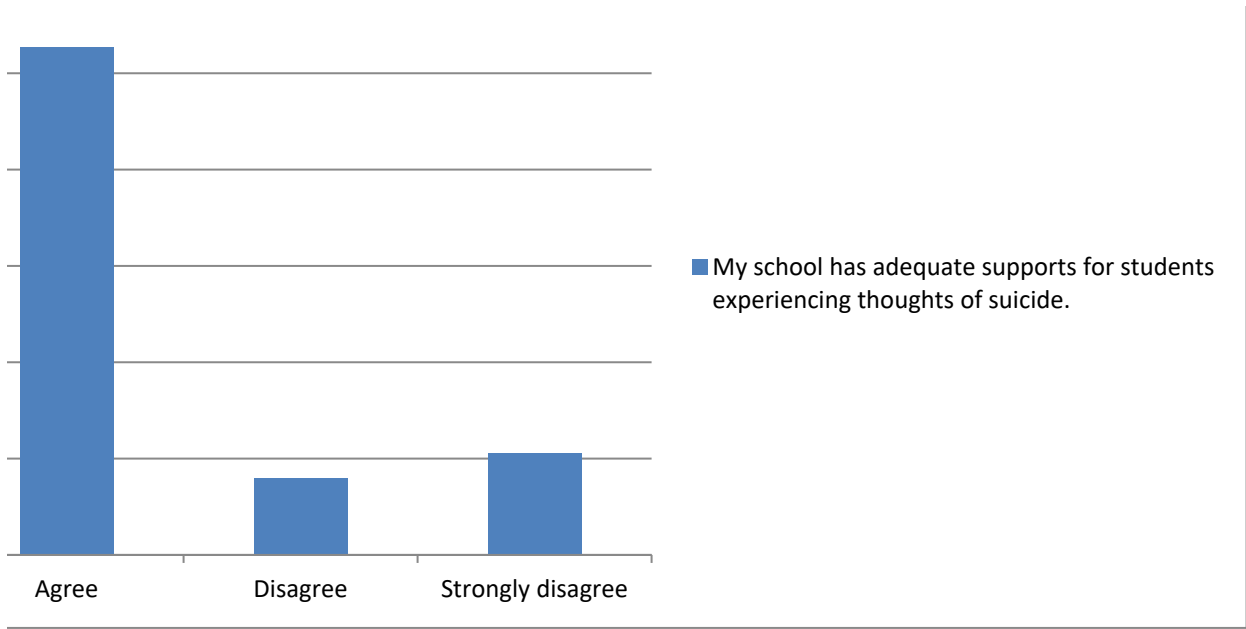




· Excel, to change the chart type.
C) or "Switch Plot" (Mac) in the chart tools

ing thoughts of suicide.





Summary of I know what to do if I see a warning sign for suicide.

Categorical Summary

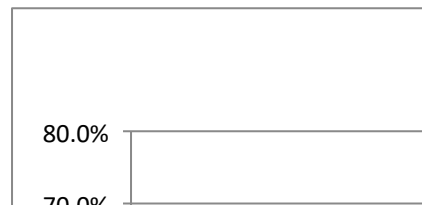
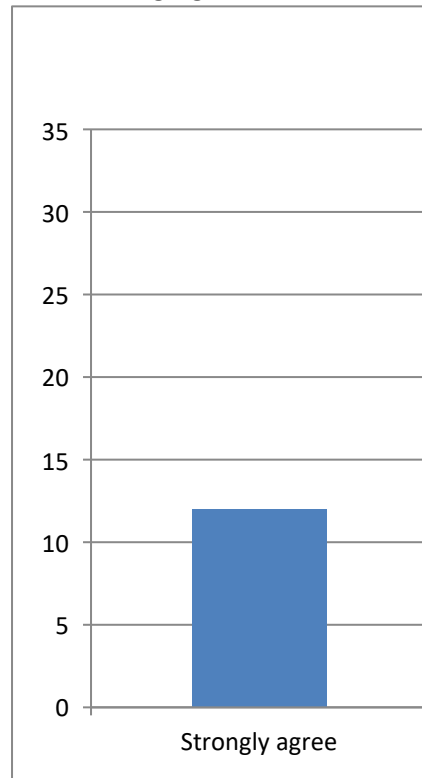
Sample Size Number of Distinct Categories

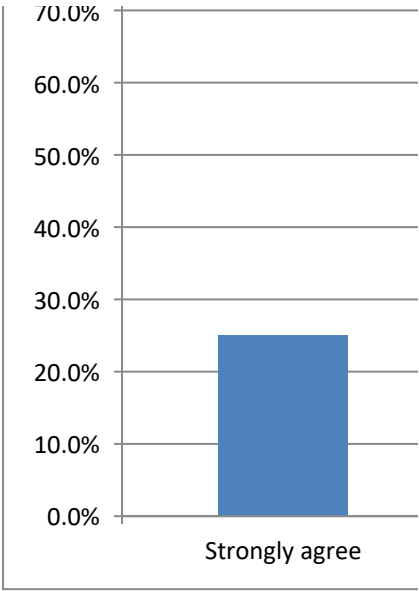
48 of 48 3

I know what to do if I see a warning sign for suicide	Count	Percent	Confidence Interval (Percent of Data)
Strongly agree	12	25.0%	14.9% to 38.8%
Agree	33	68.8%	54.7% to 80.1%
Strongly disagree	3	6.3%	2.1% to 16.8%


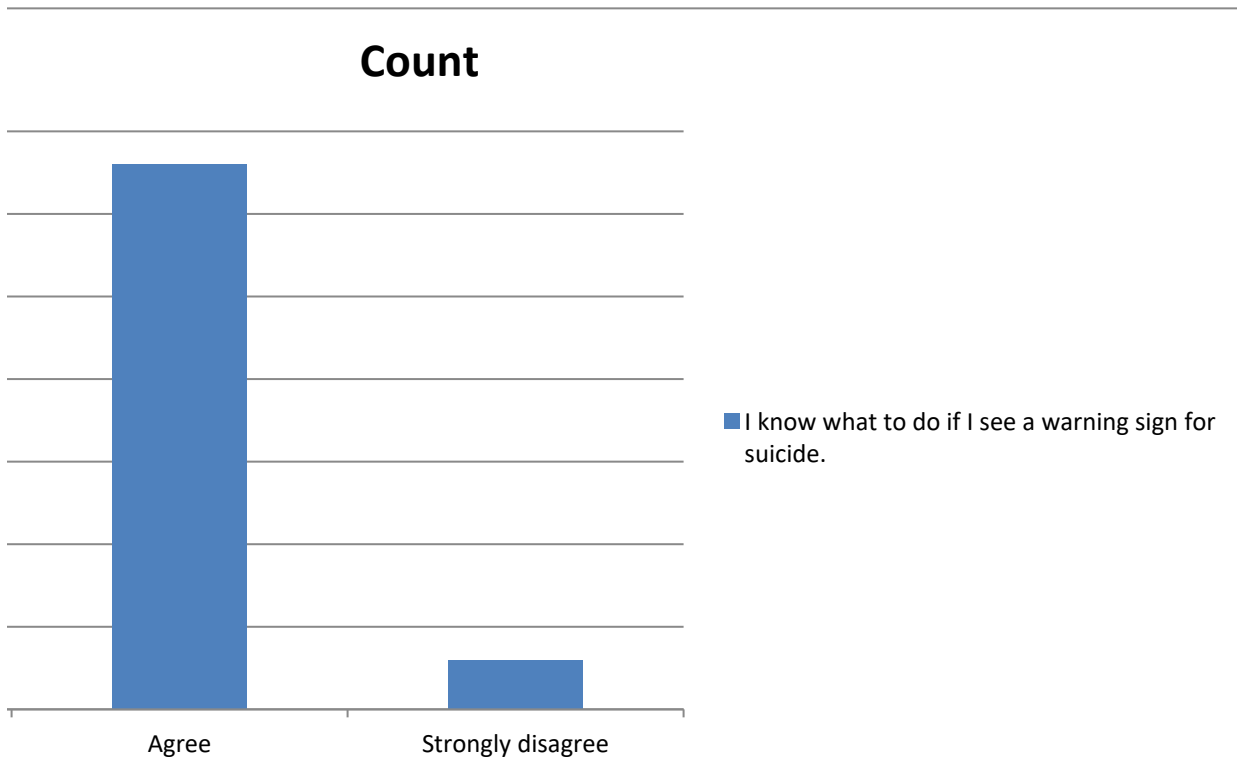
Select a chart and choose "Clustered Column", "100% Stacked Column", or "Pie" chart in Powerpoint or To create a correct "100% Stacked Column" chart, choose the chart then click "Switch Row/Column" (PC

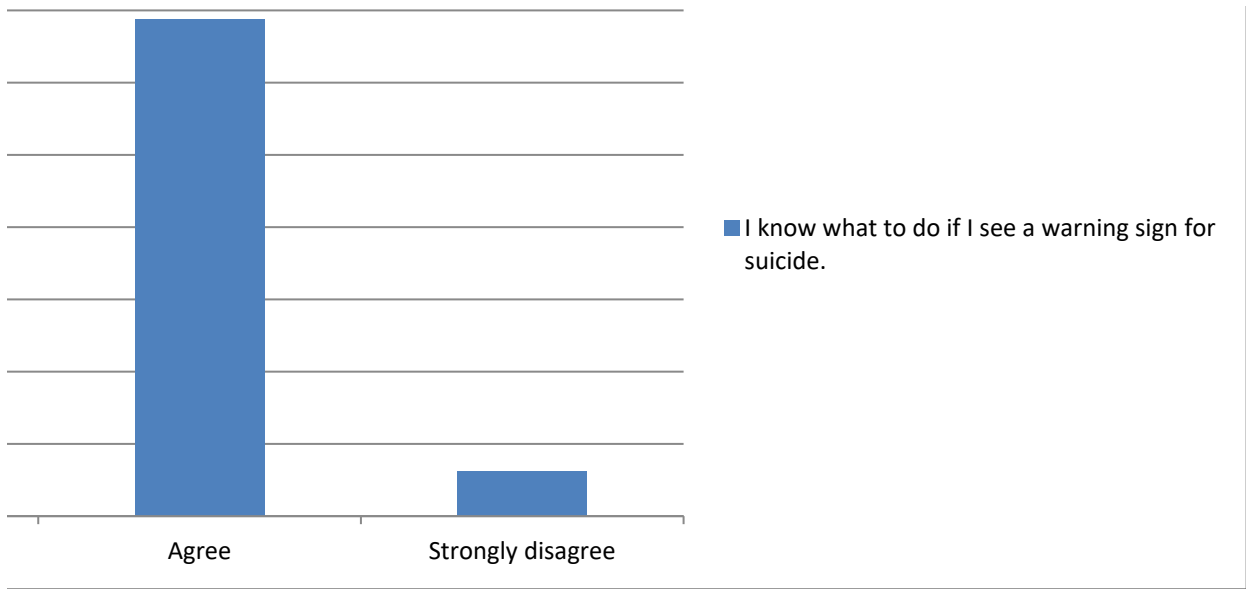
Count	I know what to do if I see a warning sign for suicide	Percent
Strongly agree	12	25.0%
Agree	33	68.8%
Strongly disagree	3	6.3%





· Excel, to change the chart type.
C) or "Switch Plot" (Mac) in the chart tools





Summary of I feel prepared to respond appropriately to someone who is experiencing thoughts of suicide

Categorical Summary


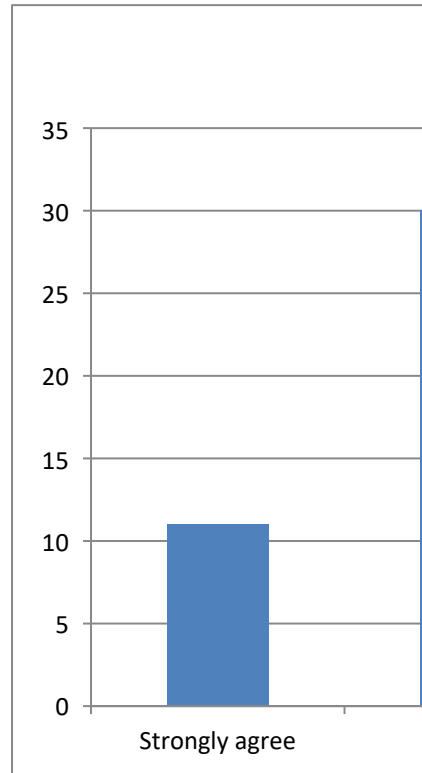
Sample Size Number of Distinct Categories

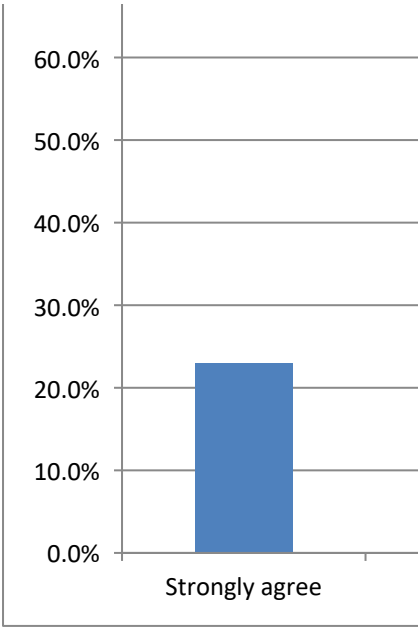
48 of 48 4

I feel prepared to respond	Count	Percent of Data	Confidence Interval (Percent of Data)
Strongly agree	11	22.9%	13.3% to 36.5%
Agree	30	62.5%	48.4% to 74.8%
Disagree	5	10.4%	4.5% to 22.2%
Strongly disagree	2	4.2%	1.2% to 14.0%

Select a chart and choose "Clustered Column", "100% Stacked Column", or "Pie" chart in Powerpoint or Excel. To create a correct "100% Stacked Column" chart, choose the chart then click "Switch Row/Column" (PC).

Count	I feel prepared to respond	Percent	I feel prepared to respond appropriately to someone who
11	Strongly agree	22.9%	
30	Agree	62.5%	
5	Disagree	10.4%	
2	Strongly disagree	4.2%	


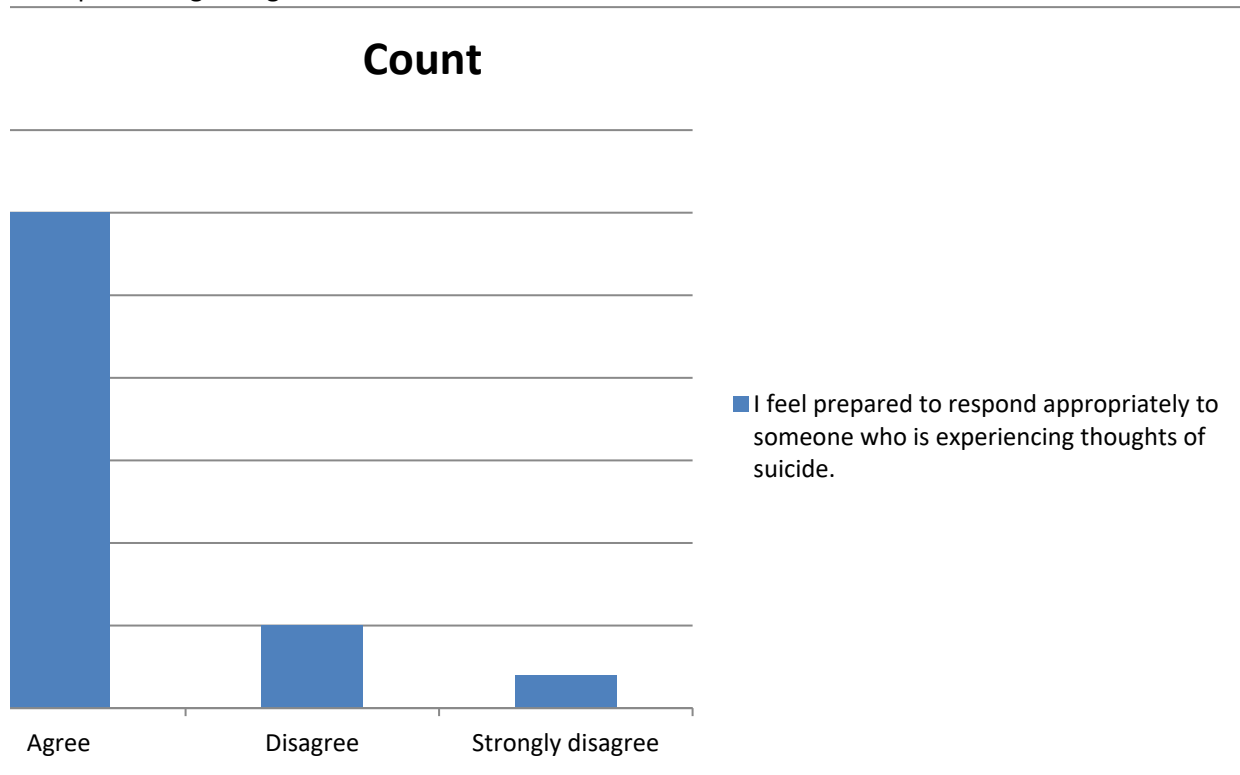


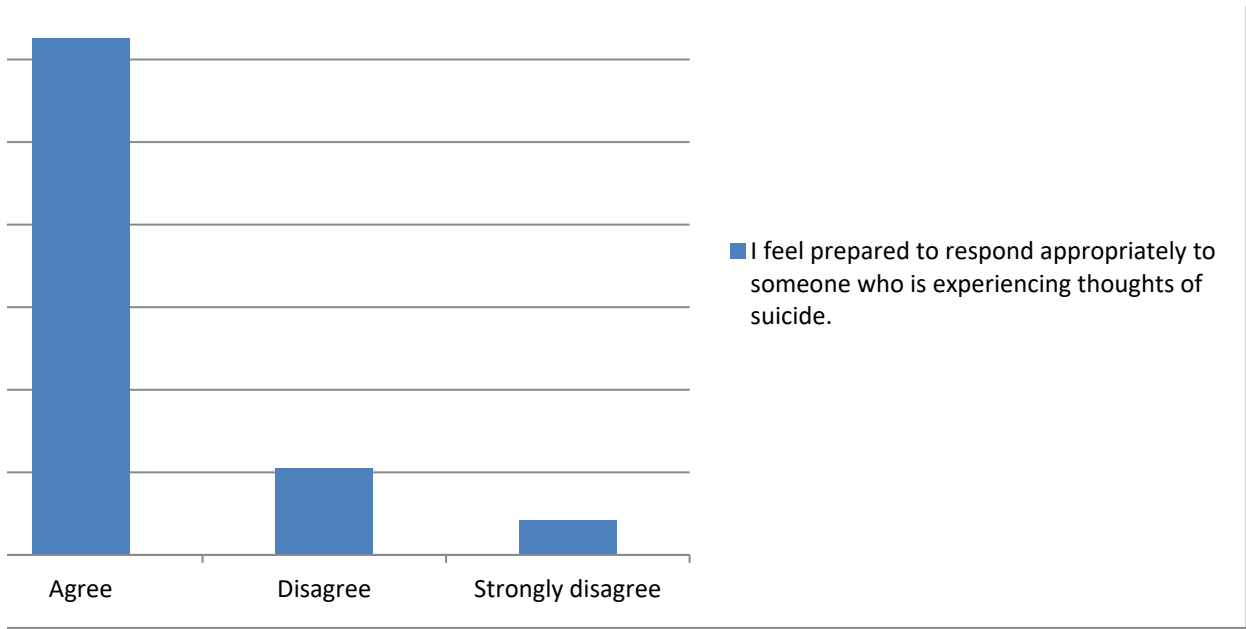


de.

· Excel, to change the chart type.
C) or "Switch Plot" (Mac) in the chart tools

o is experiencing thoughts of suicide.





Summary of Staff at this school teach students strategies to manage emotions.



Categorical Summary

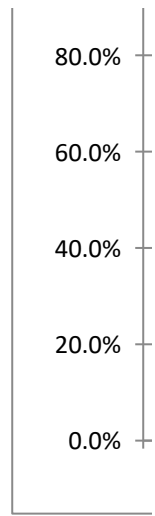
Sample Size	Average	Median	Number of Distinct Categories
1 of 1		3	3

Recode	Staff at this	Count	Percent of	Confidence Interval (Percent of Data)
	3	Agree	1	100.0% 20.7% to 100.0%

Select a chart and choose "Clustered Column", "100% Stacked Column", or "Pie" chart in Powerpoint or To create a correct "100% Stacked Column" chart, choose the chart then click "Switch Row/Column" (PC

Recode	Count	Staff at this	Percent	Staff at this school teach students
3	Agree	1	Agree	100.0%

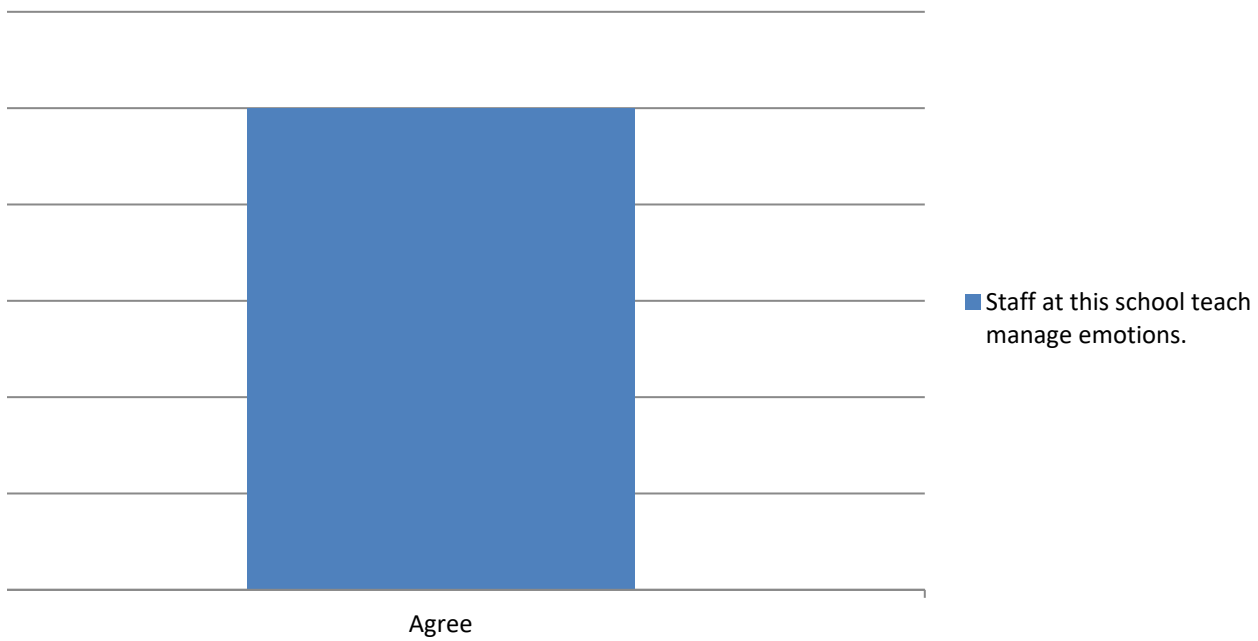




· Excel, to change the chart type.
C) or "Switch Plot" (Mac) in the chart tools

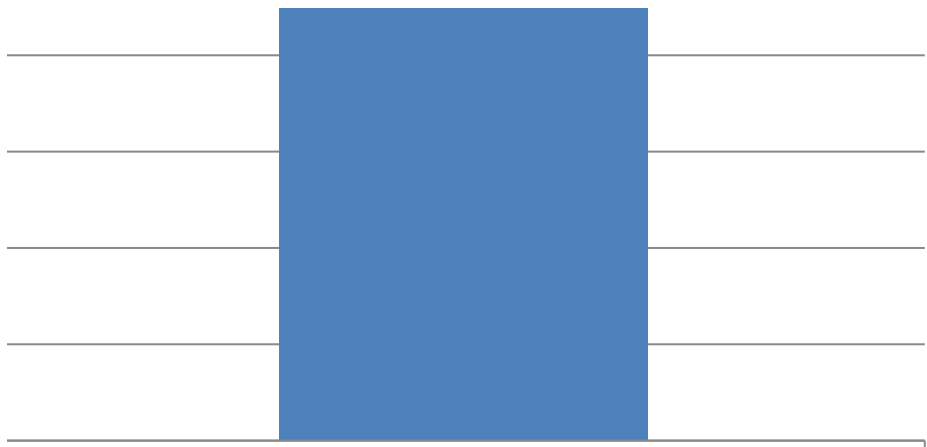
strategies to manage emotions.

Count



Percent





■ Staff at this school teach manage emotions.

Agree

1 students strategies to

1 students strategies to

Summary of This school helps parents find community supports for their students who need them.



Categorical Summary

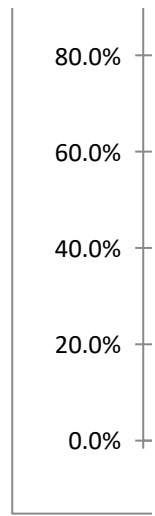
Sample Size: 1 of 1
 Average: 3
 Median: 3
 Number of Distinct Categories: 1

Recode	This school	Count	Percent of	Confidence Interval (Percent of Data)
3	Agree	1	100.0%	20.7% to 100.0%

Select a chart and choose "Clustered Column", "100% Stacked Column", or "Pie" chart in Powerpoint or To create a correct "100% Stacked Column" chart, choose the chart then click "Switch Row/Column" (PC

Recode	Count	This school	Percent	This school helps parents find com
3	Agree	1	Agree	100.0%

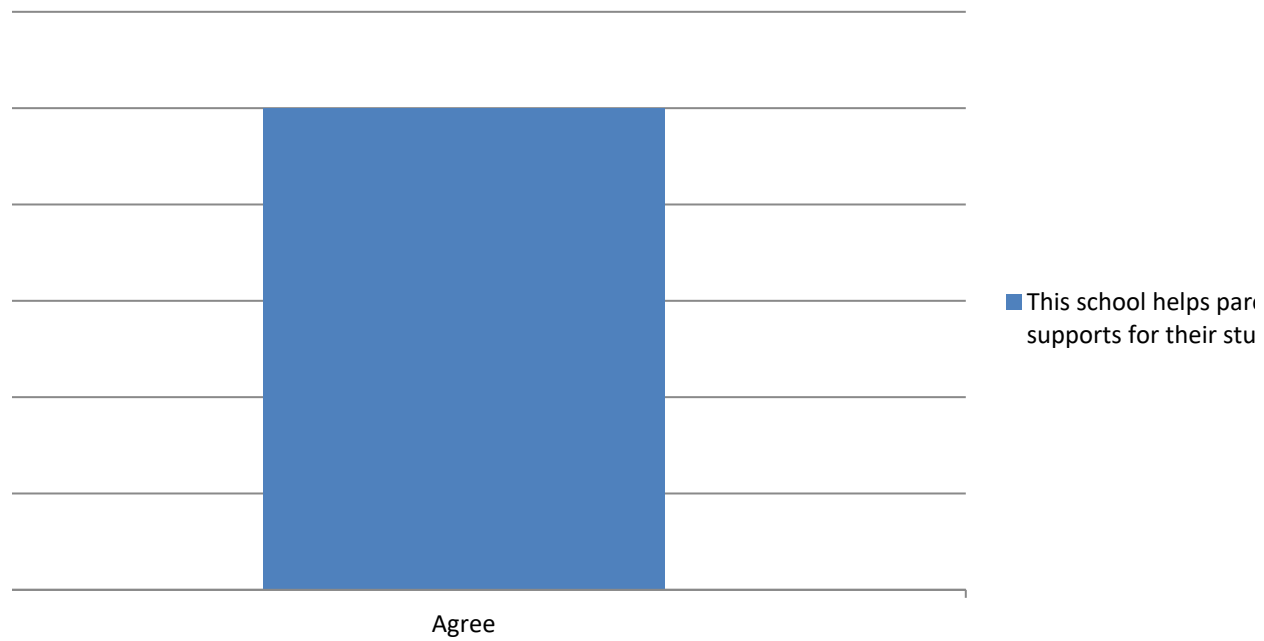




· Excel, to change the chart type.
C) or "Switch Plot" (Mac) in the chart tools


community supports for their students who need them.

Count



Percent





■ This school helps par supports for their stu

Agree

ents find community
idents who need them.

ents find community
idents who need them.

Summary of The following is a problem in the neighborhood where this school is located: garbage, litter



Categorical Summary

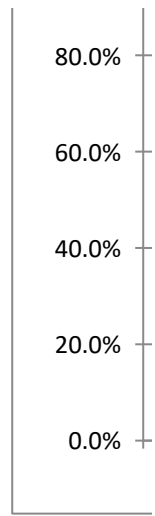
Sample Size	Average	Median	Number of Distinct Categories
1 of 1	2	2	1

Recode	The followi	Count	Percent of	Confidence Interval (Percent of Data)
2	Disagree	1	100.0%	20.7% to 100.0%

Select a chart and choose "Clustered Column", "100% Stacked Column", or "Pie" chart in Powerpoint or To create a correct "100% Stacked Column" chart, choose the chart then click "Switch Row/Column" (PC

Recode	Count	The followi	Percent	The following is a problem in the n
2	Disagree	1	Disagree	100.0%



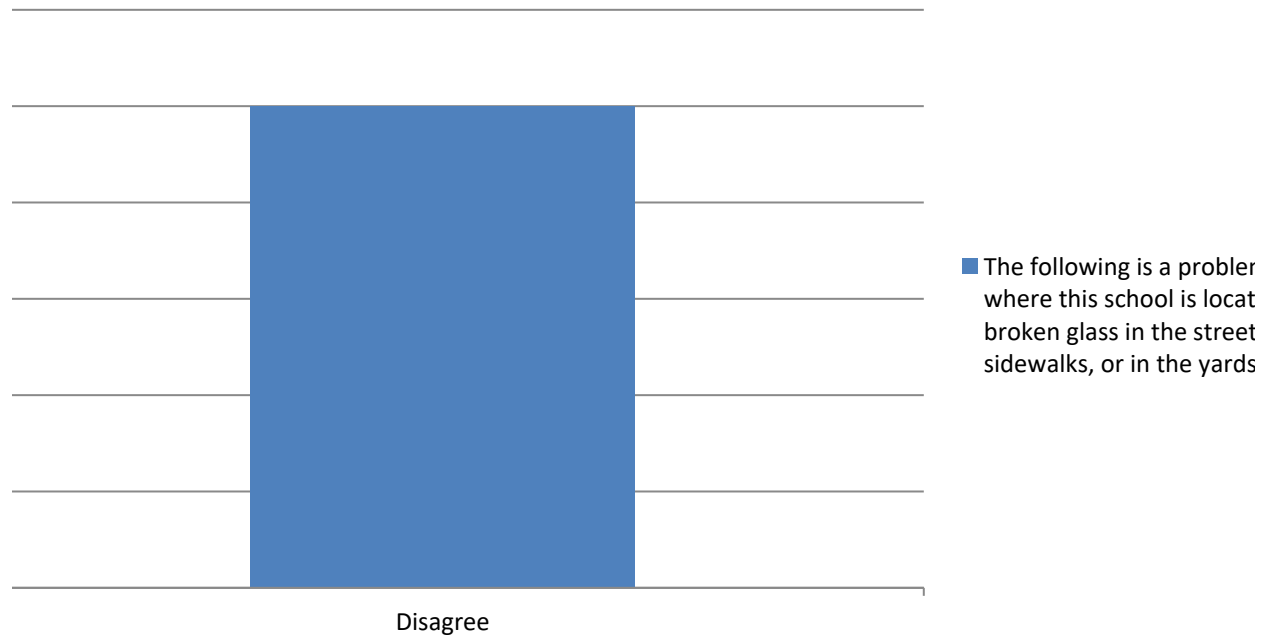


r, or broken glass in the street or road, on the sidewalks, or in the yards.

· Excel, to change the chart type.
C) or "Switch Plot" (Mac) in the chart tools

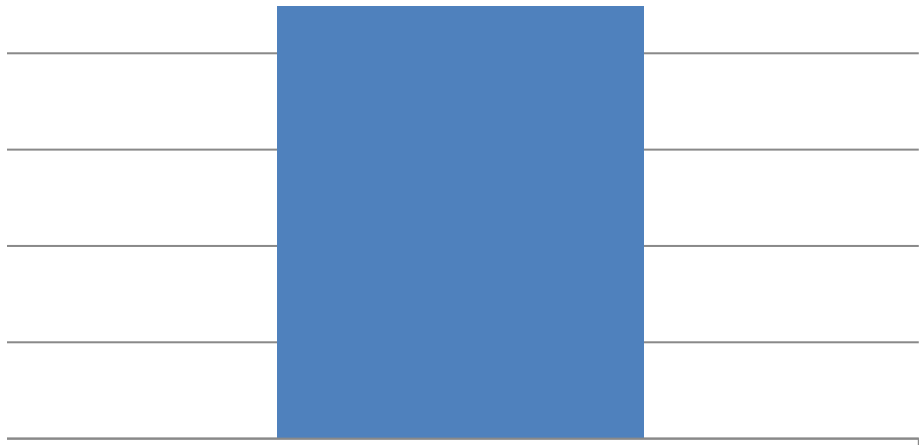
neighborhood where this school is located: garbage, litter, or broken glass in the street or road, on the si

Count



Percent





Disagree

■ The following is a problem where this school is located
broken glass in the street
sidewalks, or in the yards

sidewalks, or in the yards.

m in the neighborhood
ted: garbage, litter, or
t or road, on the
s.

m in the neighborhood
ted: garbage, litter, or
t or road, on the
5.

Summary of At this school, there is a feeling of trust among the staff.

Categorical Summary


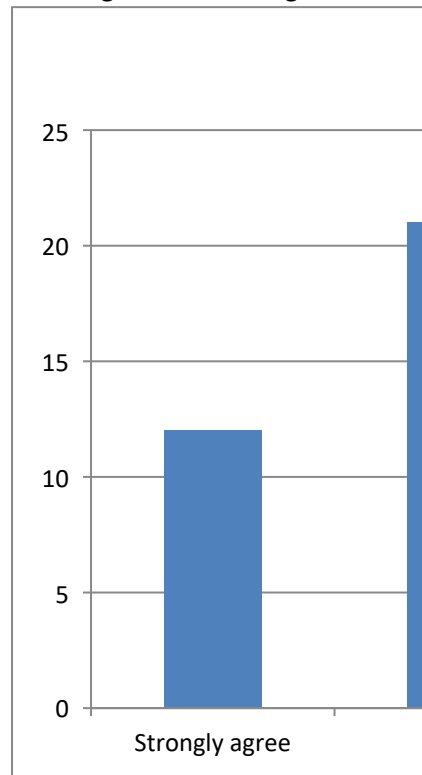
Sample Size Number of Distinct Categories

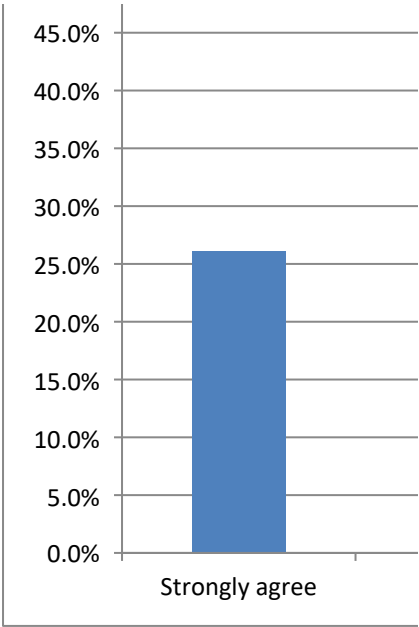
46 of 46 4

At this schc	Count	Percent of	Confidence Interval (Percent of Data)
Strongly ag	12	26.1%	15.6% to 40.3%
Agree	21	45.7%	32.2% to 59.8%
Disagree	10	21.7%	12.3% to 35.6%
Strongly di:	3	6.5%	2.2% to 17.5%


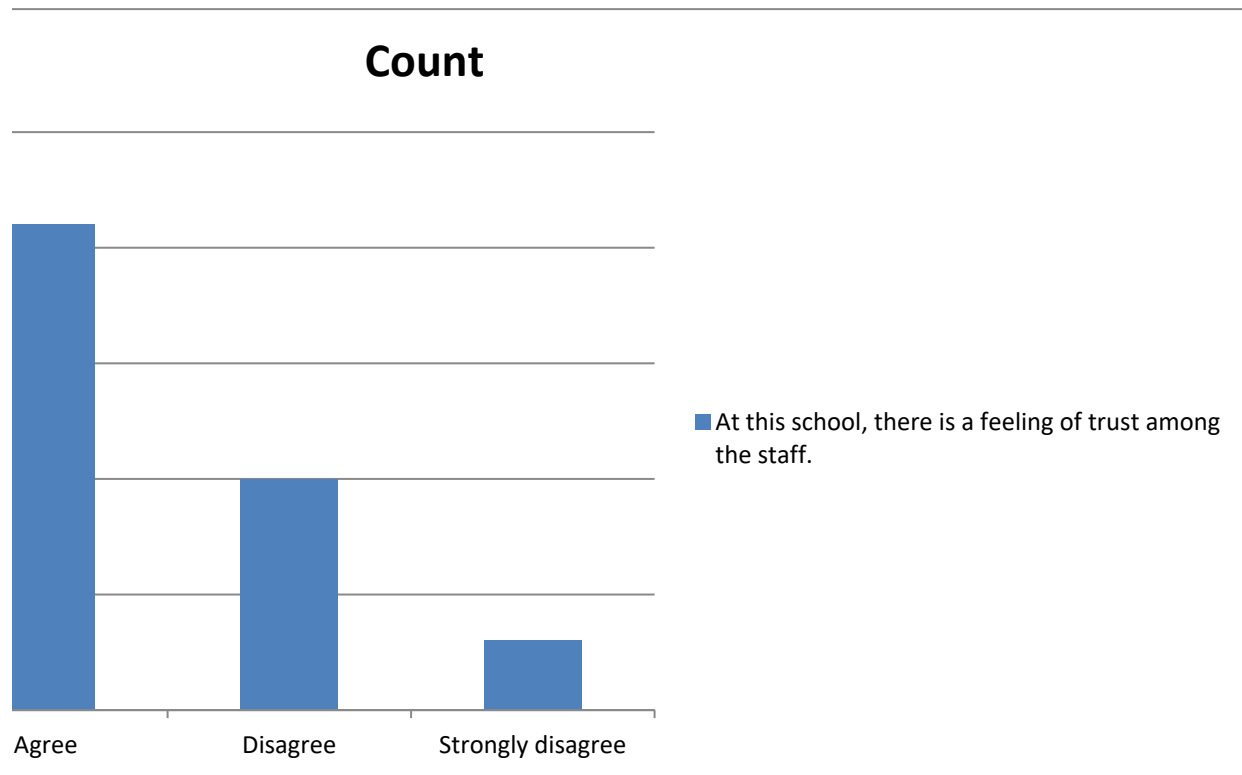
Select a chart and choose "Clustered Column", "100% Stacked Column", or "Pie" chart in Powerpoint or To create a correct "100% Stacked Column" chart, choose the chart then click "Switch Row/Column" (PC

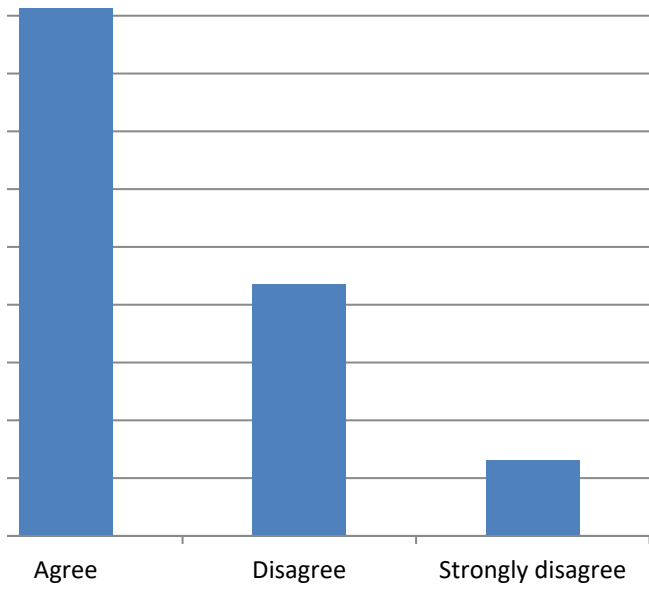
Count	At this schc	Percent	At this school, there is a feeling of trust among the staff.
Strongly ag	12	Strongly ag 26.1%	
Agree	21	Agree 45.7%	
Disagree	10	Disagree 21.7%	
Strongly di:	3	Strongly di: 6.5%	





· Excel, to change the chart type.
C) or "Switch Plot" (Mac) in the chart tools





■ At this school, there is a feeling of trust among the staff.

Summary of I know the role of the School Resource Officer (SRO).

Categorical Summary


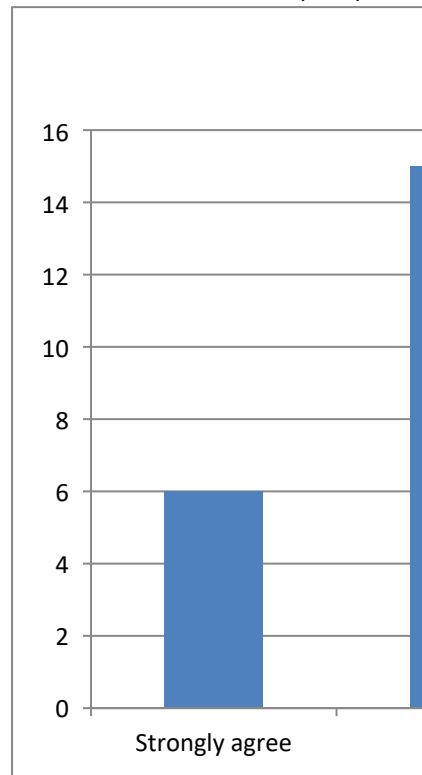
Sample Size Number of Distinct Categories

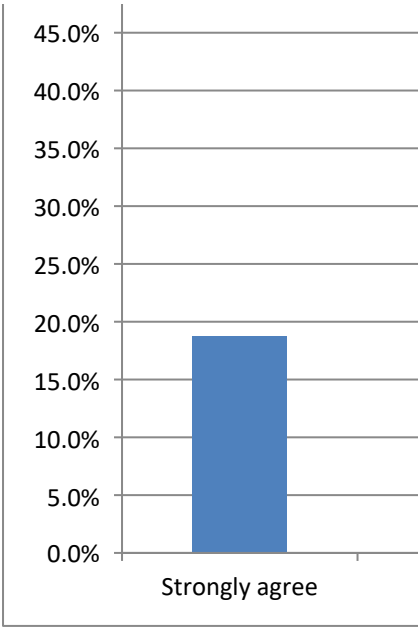
32 of 32 4

I know the	Count	Percent of	Confidence Interval (Percent of Data)
Strongly ag	6	18.8%	8.9% to 35.3%
Agree	15	46.9%	30.9% to 63.6%
Disagree	9	28.1%	15.6% to 45.4%
Strongly di:	2	6.3%	1.7% to 20.1%


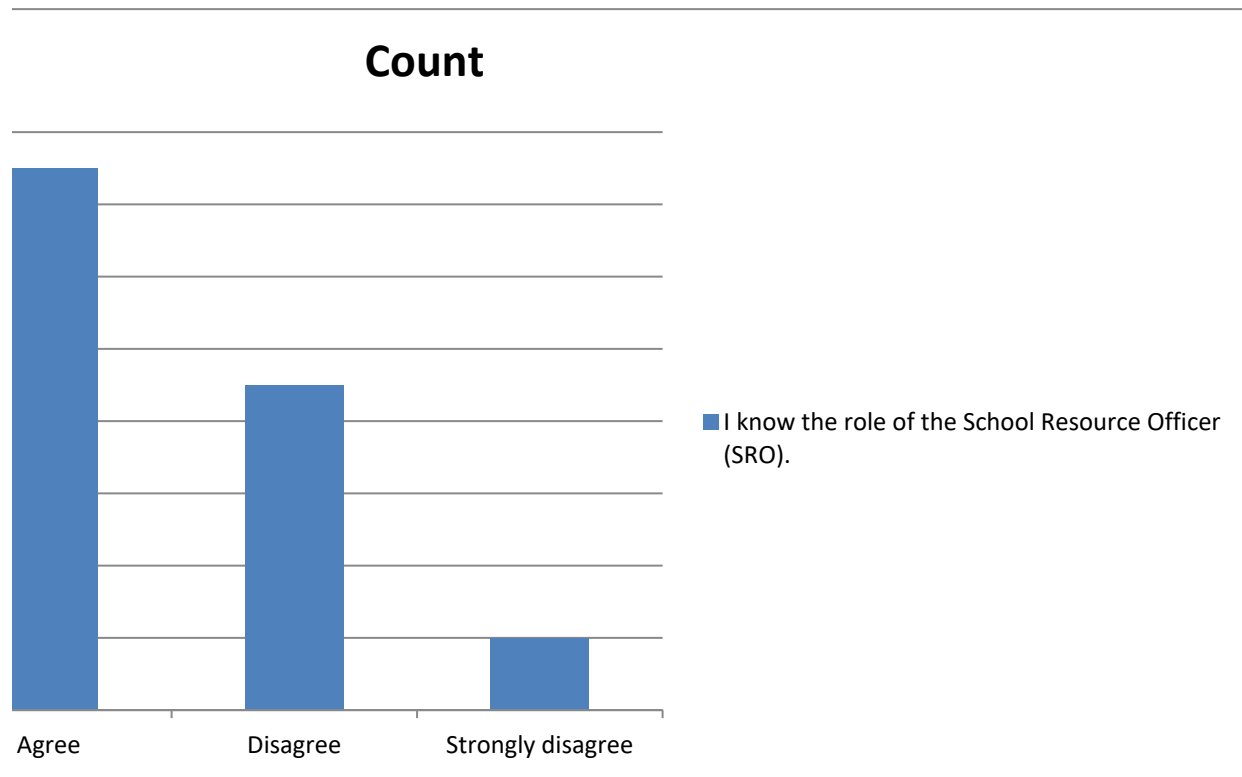
Select a chart and choose "Clustered Column", "100% Stacked Column", or "Pie" chart in Powerpoint or To create a correct "100% Stacked Column" chart, choose the chart then click "Switch Row/Column" (PC

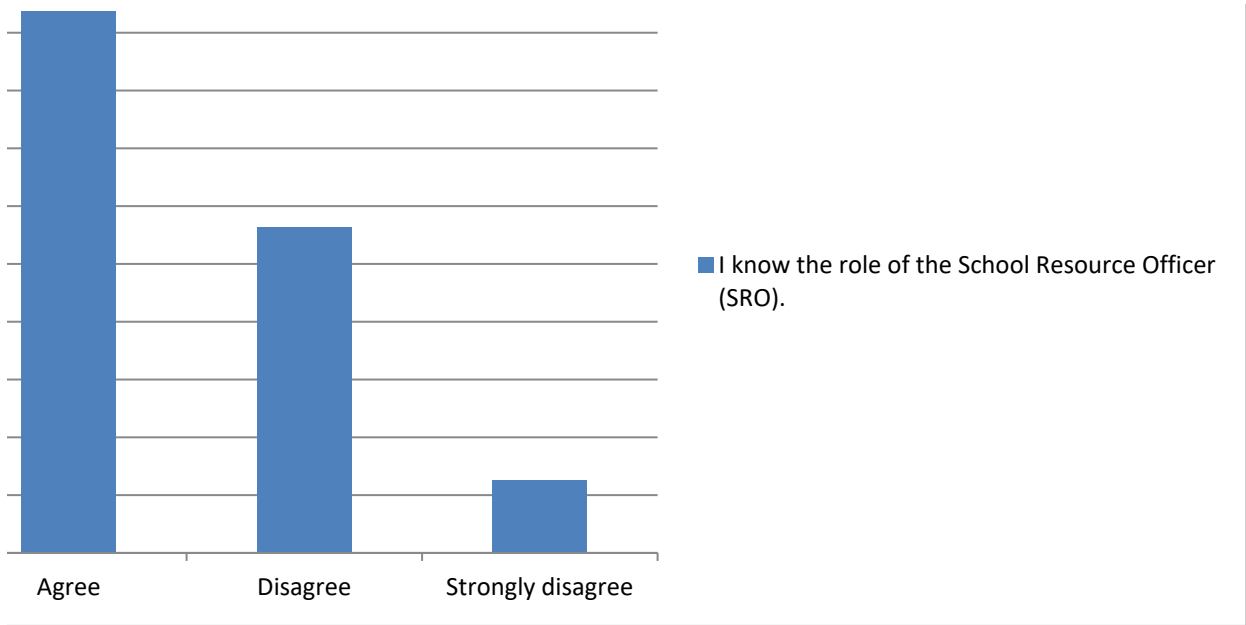
Count	I know the	Percent	I know the role of the School Resource Officer (SRO).
Strongly ag	6	Strongly ag 18.8%	
Agree	15	Agree 46.9%	
Disagree	9	Disagree 28.1%	
Strongly di:	2	Strongly di: 6.3%	





· Excel, to change the chart type.
C) or "Switch Plot" (Mac) in the chart tools





Summary of I feel welcome at this school.

Categorical Summary


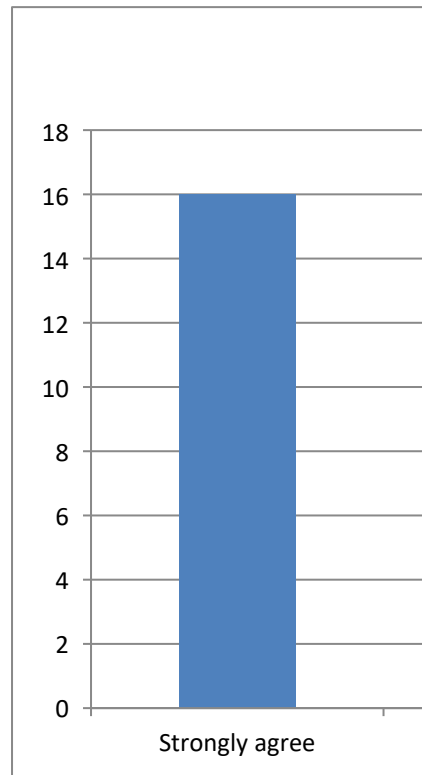
Sample Size Number of Distinct Categories

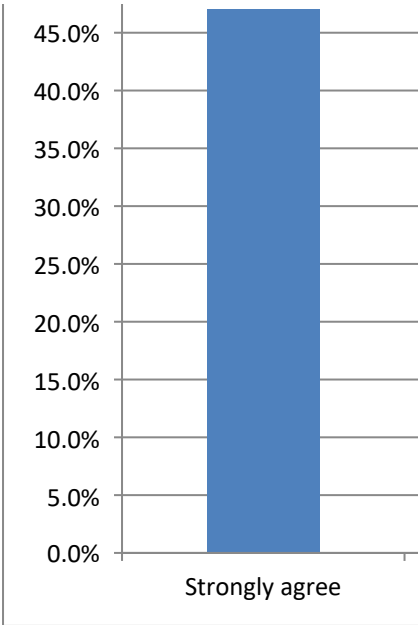
34 of 34 4

I feel welcc	Count	Percent of	Confidence Interval (Percent of Data)
Strongly ag	16	47.1%	31.5% to 63.3%
Agree	15	44.1%	28.9% to 60.5%
Disagree	2	5.9%	1.6% to 19.1%
Strongly di:	1	2.9%	0.5% to 14.9%


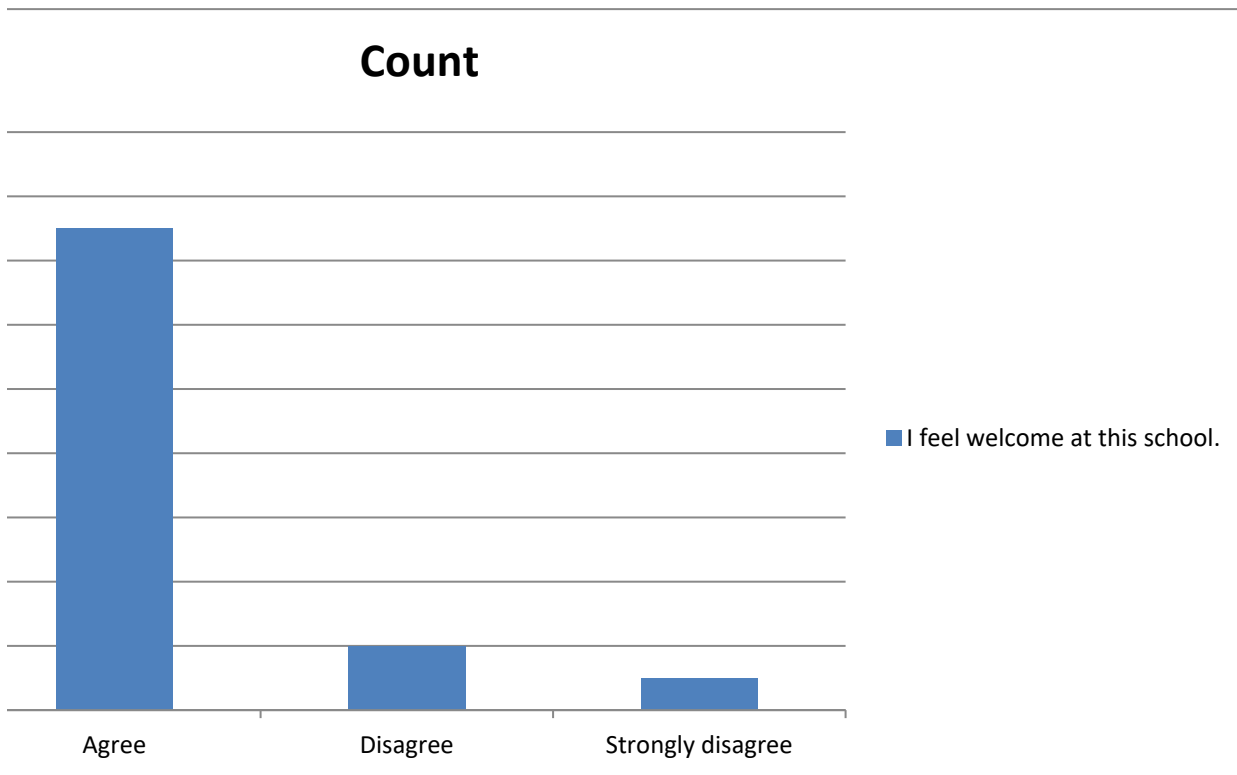
Select a chart and choose "Clustered Column", "100% Stacked Column", or "Pie" chart in Powerpoint or To create a correct "100% Stacked Column" chart, choose the chart then click "Switch Row/Column" (PC

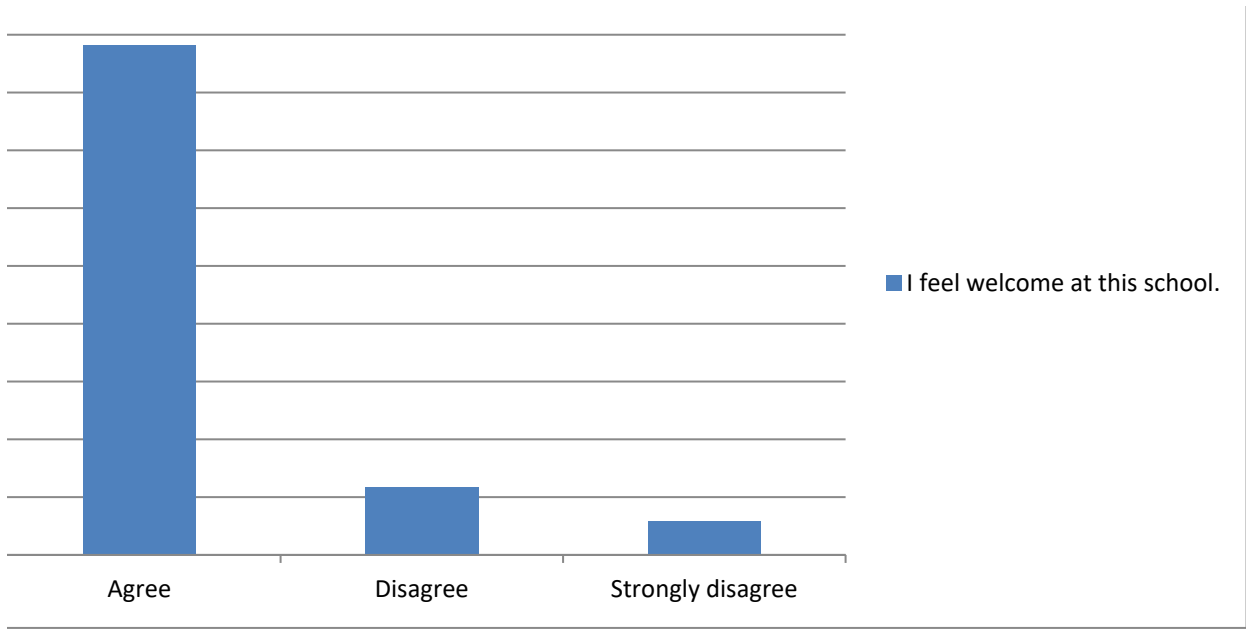
Count	I feel welcc	Percent	I feel welcome at this school.
Strongly ag	16	Strongly ag	47.1%
Agree	15	Agree	44.1%
Disagree	2	Disagree	5.9%
Strongly di:	1	Strongly di:	2.9%





· Excel, to change the chart type.
C) or "Switch Plot" (Mac) in the chart tools





Summary of This school encourages me to be an active partner in educating my student.

Categorical Summary


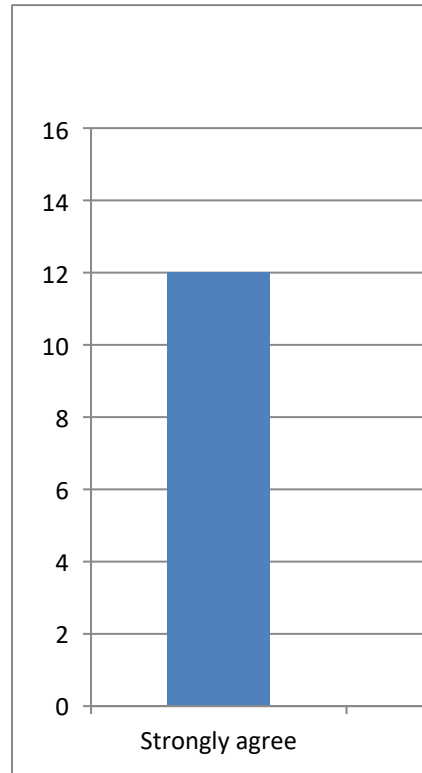
Sample Size Number of Distinct Categories

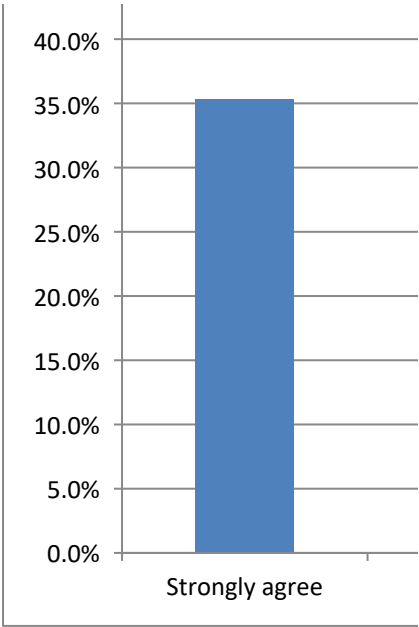
34 of 34 4

This school	Count	Percent of	Confidence Interval (Percent of Data)
Strongly ag	12	35.3%	21.5% to 52.1%
Agree	14	41.2%	26.4% to 57.8%
Disagree	6	17.6%	8.3% to 33.5%
Strongly di:	2	5.9%	1.6% to 19.1%

Select a chart and choose "Clustered Column", "100% Stacked Column", or "Pie" chart in Powerpoint or To create a correct "100% Stacked Column" chart, choose the chart then click "Switch Row/Column" (PC


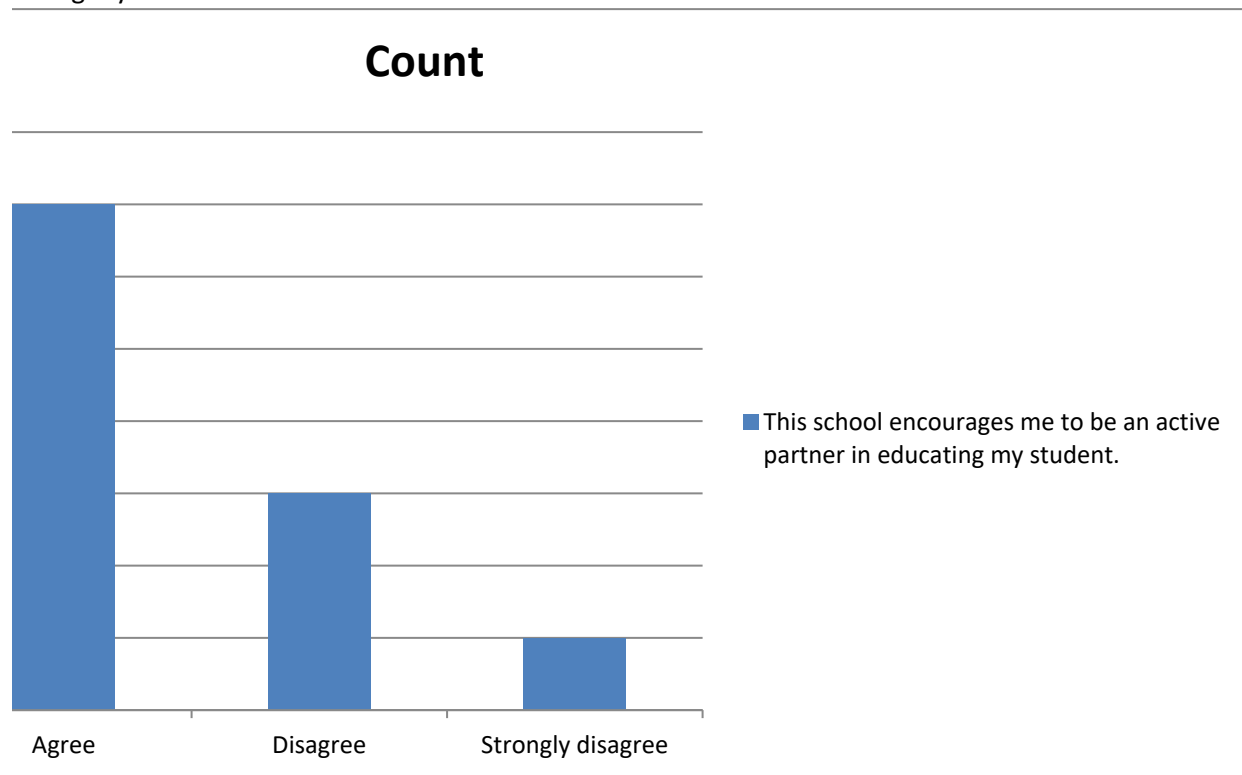
Count	This school	Percent	This school encourages me to be an active partner in edu
Strongly ag	12	Strongly ag 35.3%	
Agree	14	Agree 41.2%	
Disagree	6	Disagree 17.6%	
Strongly di:	2	Strongly di: 5.9%	

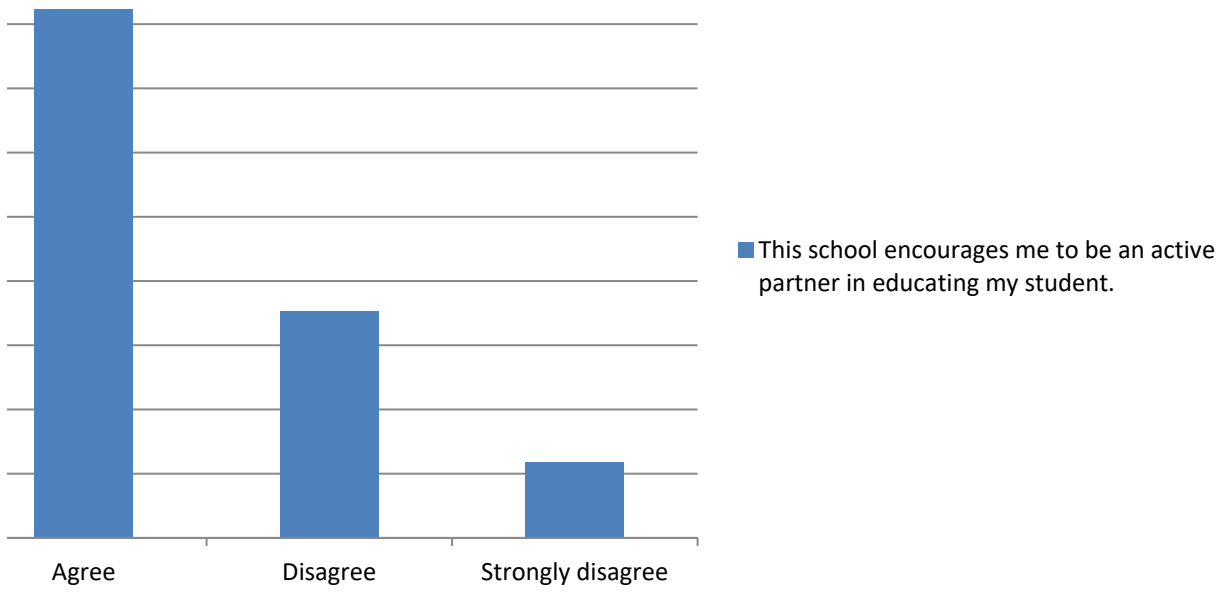




· Excel, to change the chart type.
C) or "Switch Plot" (Mac) in the chart tools

cating my student.





Summary of I feel comfortable talking to an employee at this school.

Categorical Summary


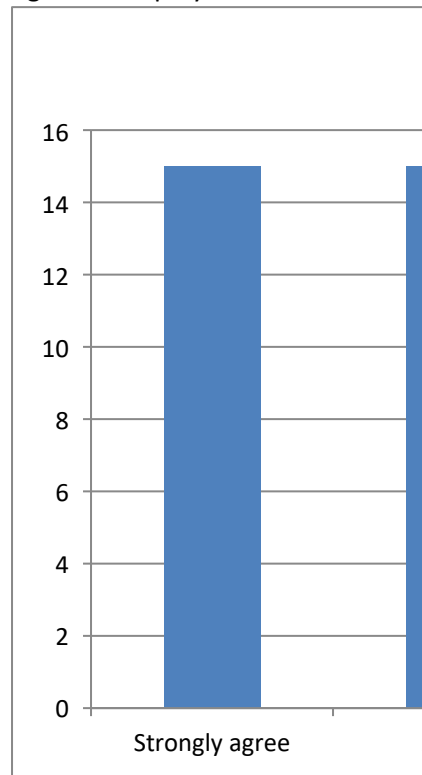
Sample Size Number of Distinct Categories

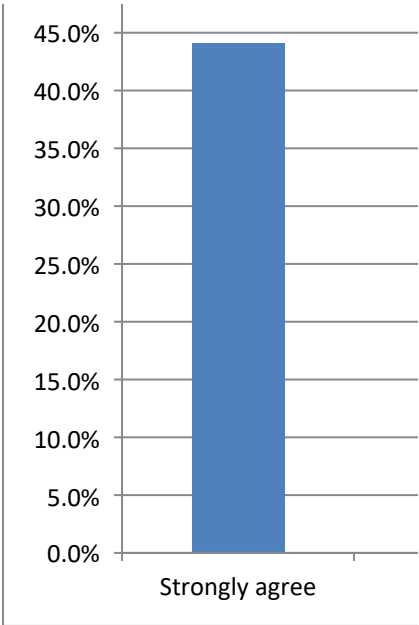
34 of 34 4

I feel comf	Count	Percent	Confidence Interval (Percent of Data)
Strongly ag	15	44.1%	28.9% to 60.5%
Agree	15	44.1%	28.9% to 60.5%
Disagree	3	8.8%	3.0% to 23.0%
Strongly di:	1	2.9%	0.5% to 14.9%


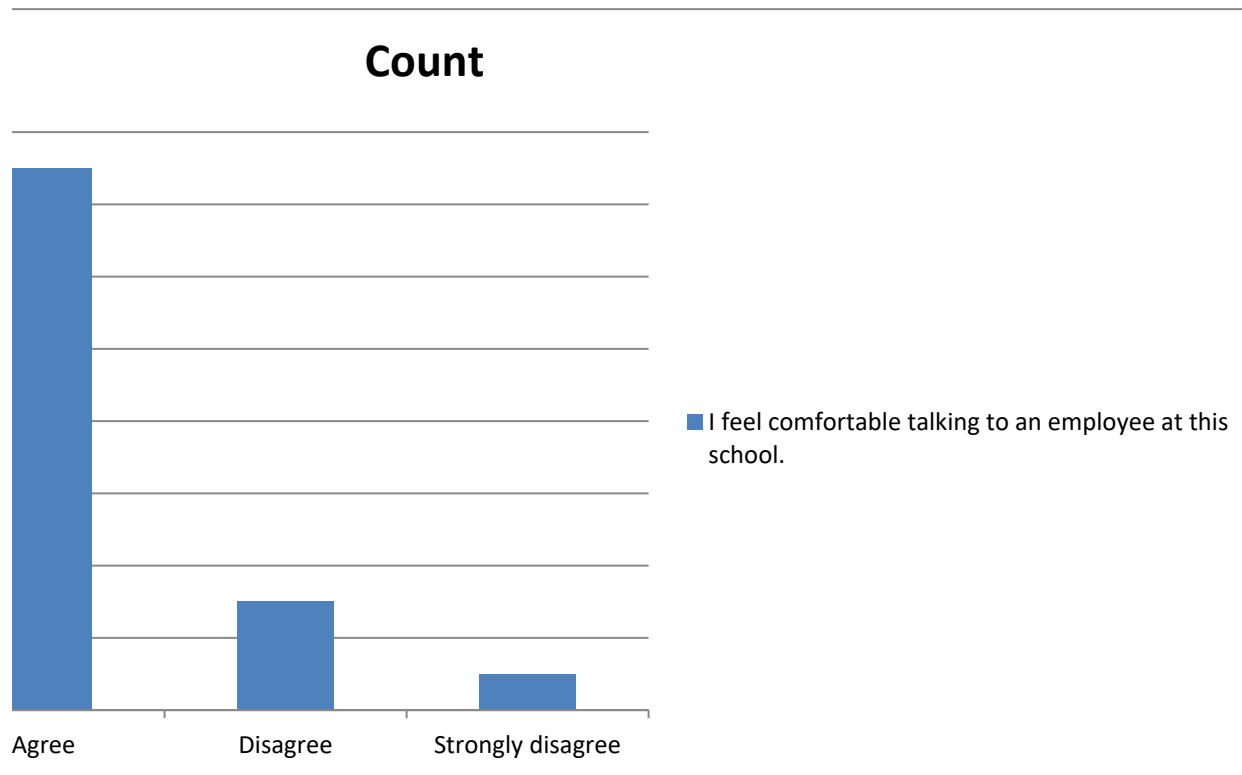
Select a chart and choose "Clustered Column", "100% Stacked Column", or "Pie" chart in Powerpoint or To create a correct "100% Stacked Column" chart, choose the chart then click "Switch Row/Column" (PC

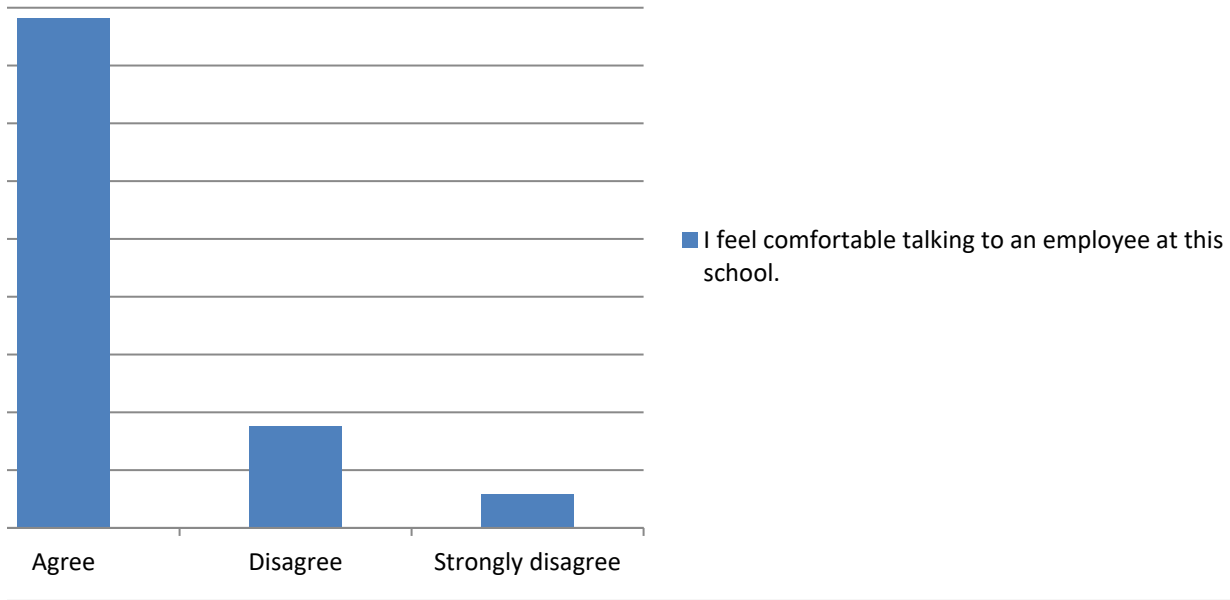
Count	I feel comf	Percent	I feel comfortable talking to an employee at this school.
Strongly ag	15	Strongly ag 44.1%	
Agree	15	Agree 44.1%	
Disagree	3	Disagree 8.8%	
Strongly di:	1	Strongly di: 2.9%	





· Excel, to change the chart type.
C) or "Switch Plot" (Mac) in the chart tools





Summary of Attending school every day is important for my student to do well in their classes.

Categorical Summary


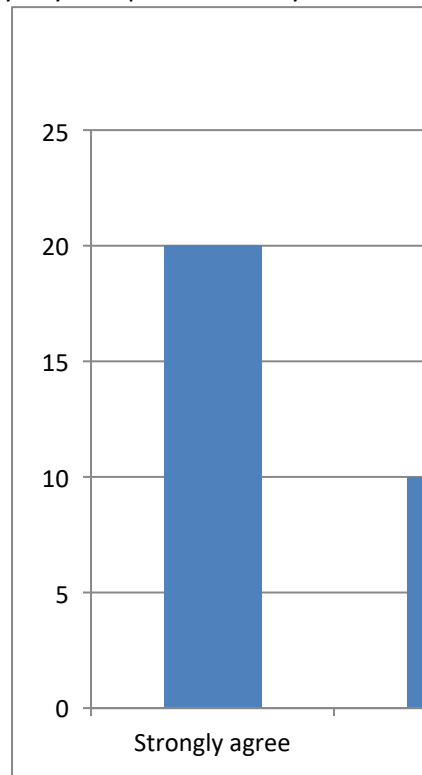
Sample Size Number of Distinct Categories

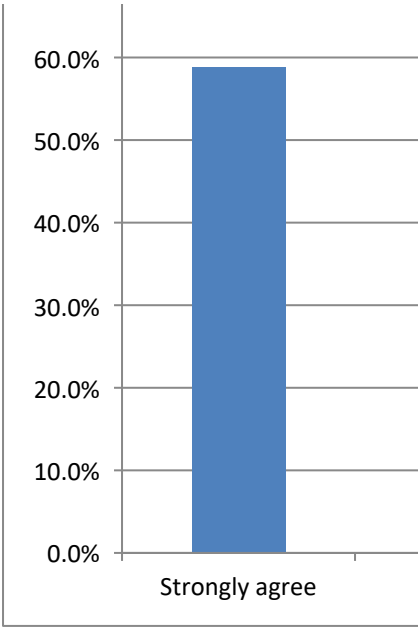
34 of 34 4

Attending s	Count	Percent of	Confidence Interval (Percent of Data)
Strongly ag	20	58.8%	42.2% to 73.6%
Agree	10	29.4%	16.8% to 46.2%
Disagree	3	8.8%	3.0% to 23.0%
Strongly di:	1	2.9%	0.5% to 14.9%

Select a chart and choose "Clustered Column", "100% Stacked Column", or "Pie" chart in Powerpoint or To create a correct "100% Stacked Column" chart, choose the chart then click "Switch Row/Column" (PC


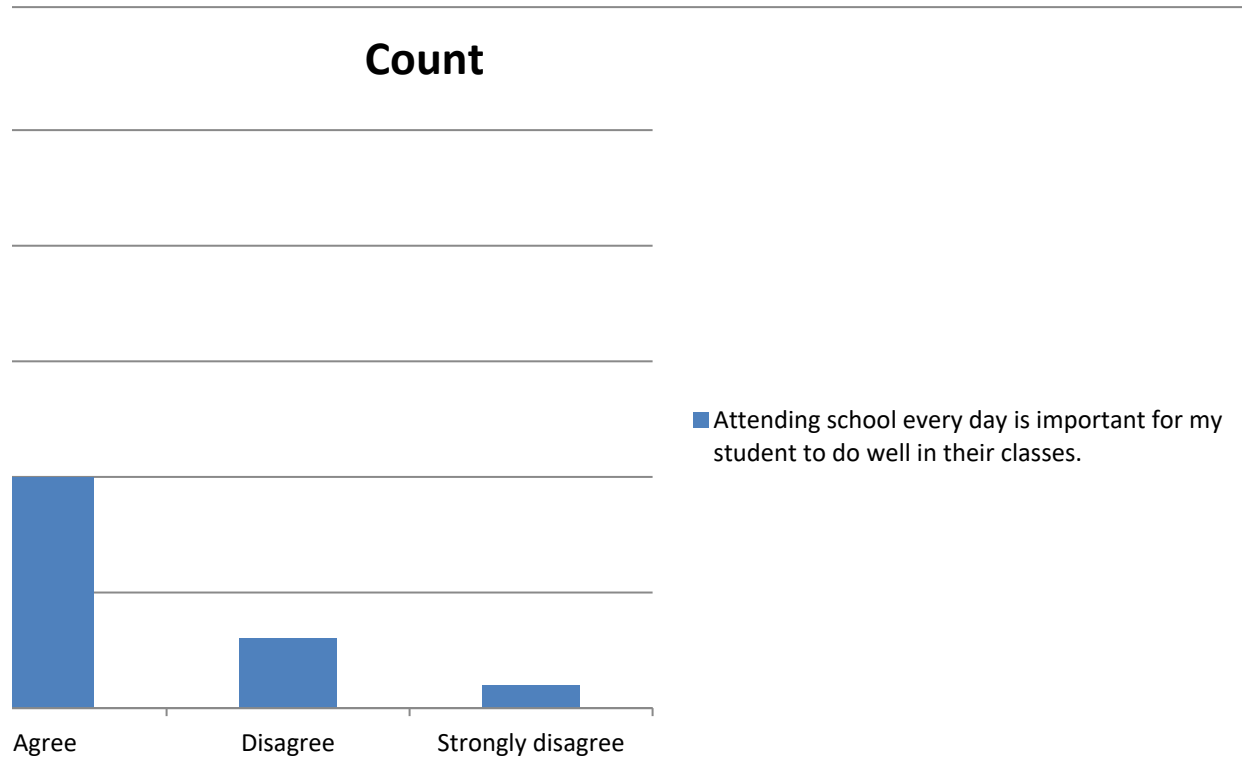
Count	Attending s	Percent	Attending school every day is important for my student to
Strongly ag	20	Strongly ag 58.8%	
Agree	10	Agree 29.4%	
Disagree	3	Disagree 8.8%	
Strongly di:	1	Strongly di: 2.9%	

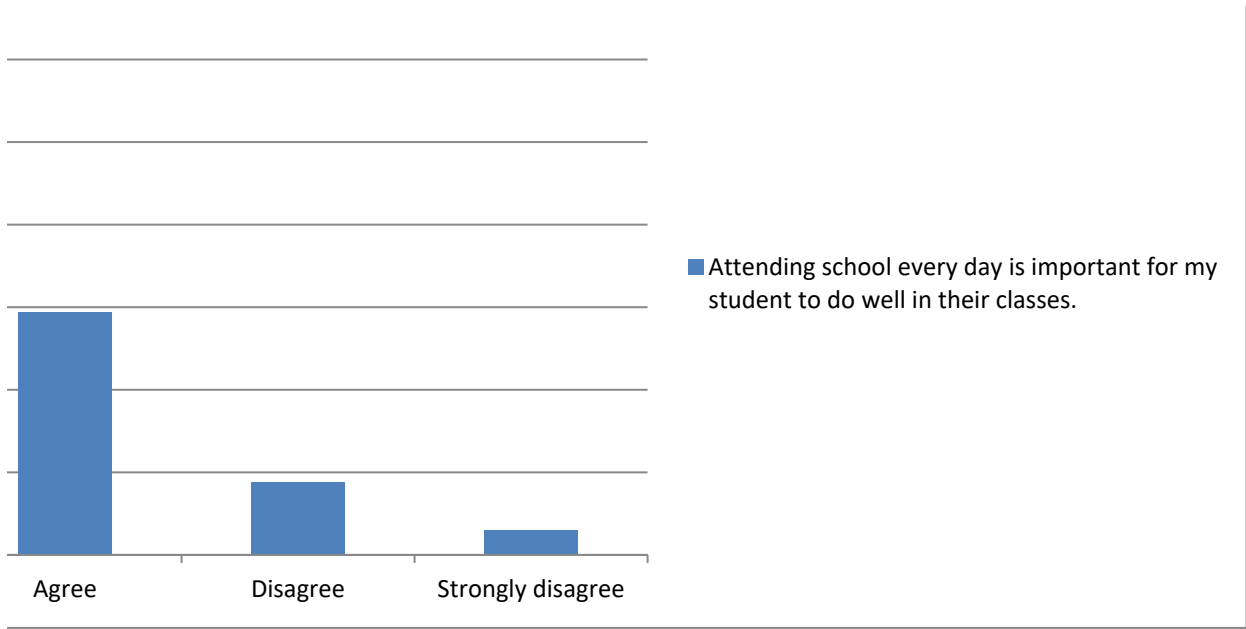




· Excel, to change the chart type.
C) or "Switch Plot" (Mac) in the chart tools

o do well in their classes.





Summary of Community perception of this school is positive.

Categorical Summary

Sample Size Number of Distinct Categories


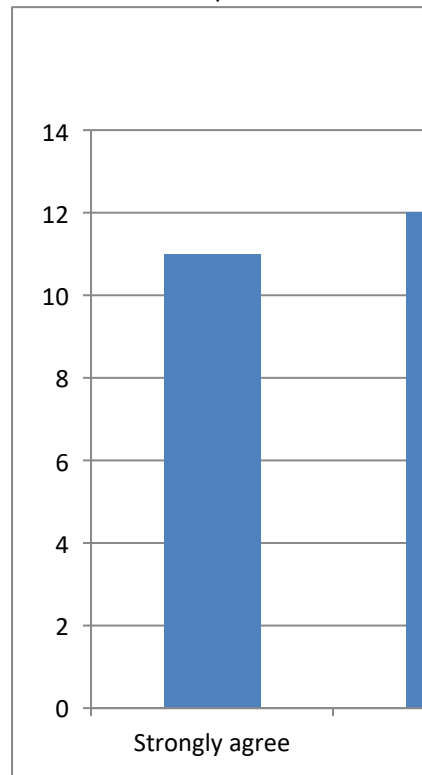
34 of 34 4

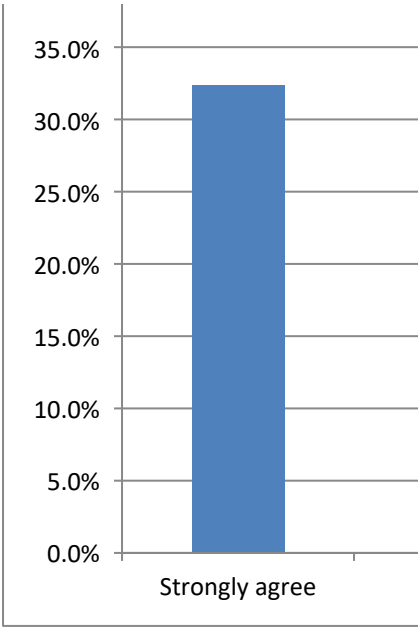
Community	Count	Percent	Confidence Interval (Percent of Data)
Strongly ag	11	32.4%	19.1% to 49.2%
Agree	12	35.3%	21.5% to 52.1%
Disagree	7	20.6%	10.3% to 36.8%
Strongly di:	4	11.8%	4.7% to 26.6%

Select a chart and choose "Clustered Column", "100% Stacked Column", or "Pie" chart in Powerpoint or To create a correct "100% Stacked Column" chart, choose the chart then click "Switch Row/Column" (PC


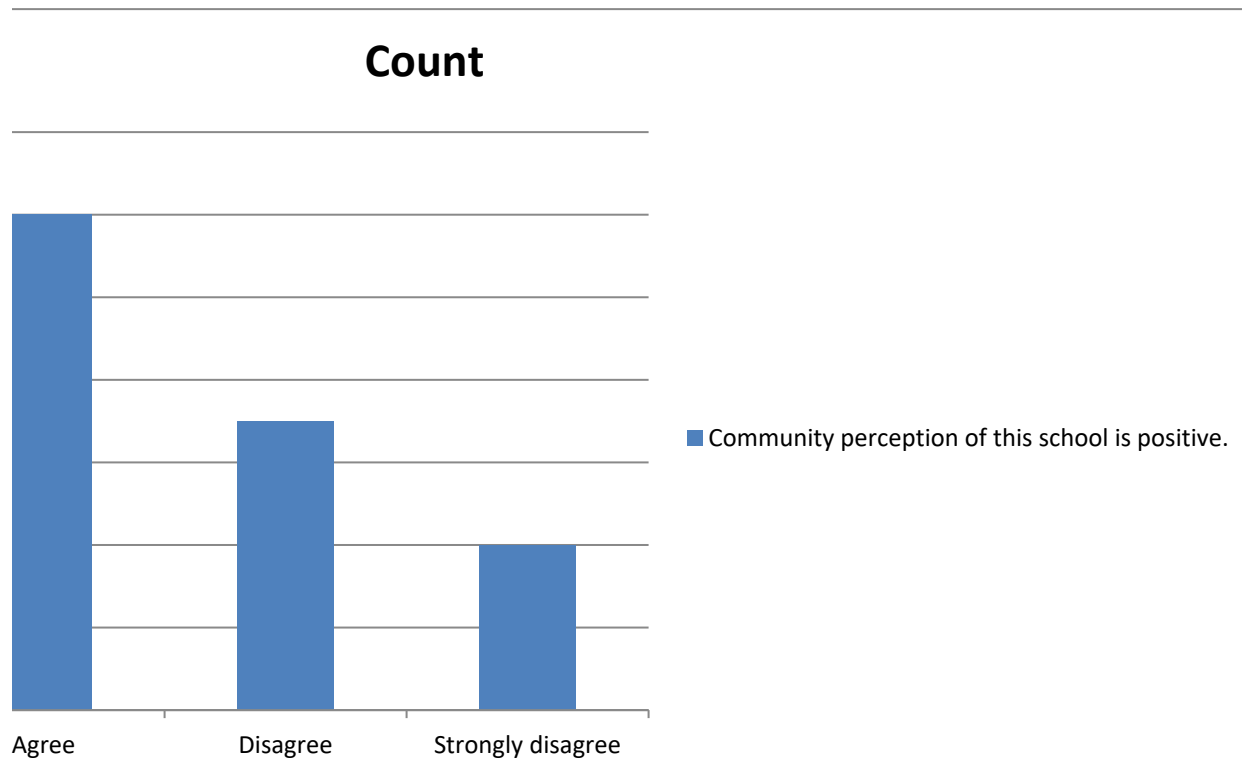
Count	Community	Percent
Strongly ag	11	32.4%
Agree	12	35.3%
Disagree	7	20.6%
Strongly di:	4	11.8%

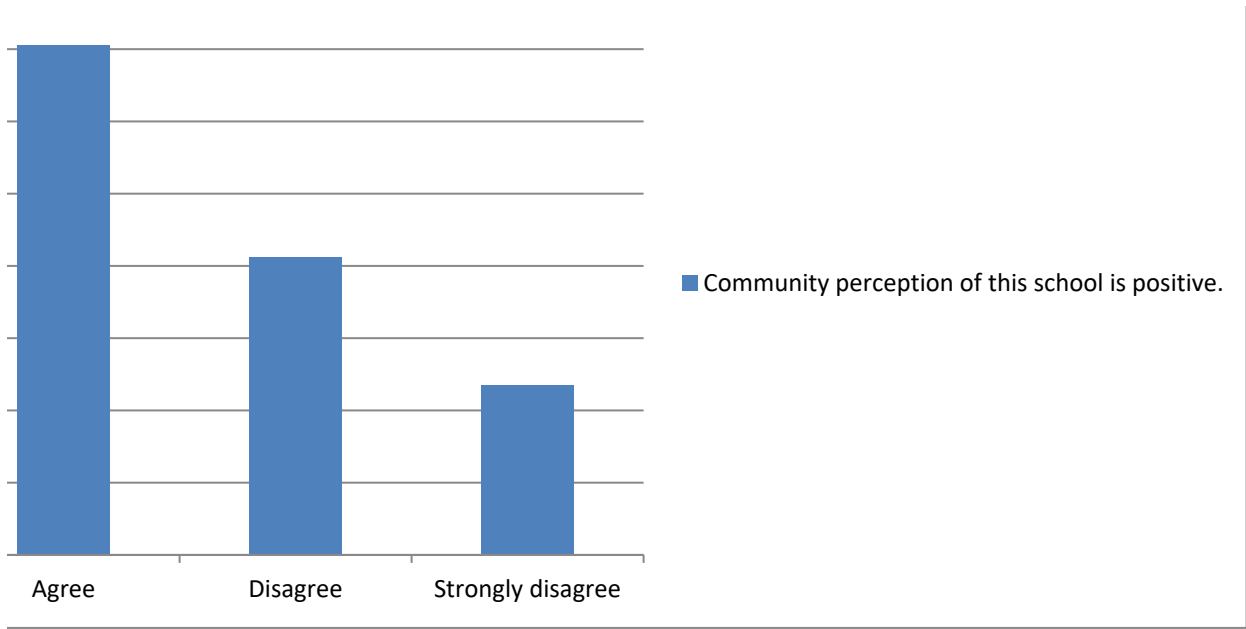
Community perception of this school is positive.





· Excel, to change the chart type.
C) or "Switch Plot" (Mac) in the chart tools





Summary of This school or local education agency (district/charter) provides training in safety procedur

Categorical Summary

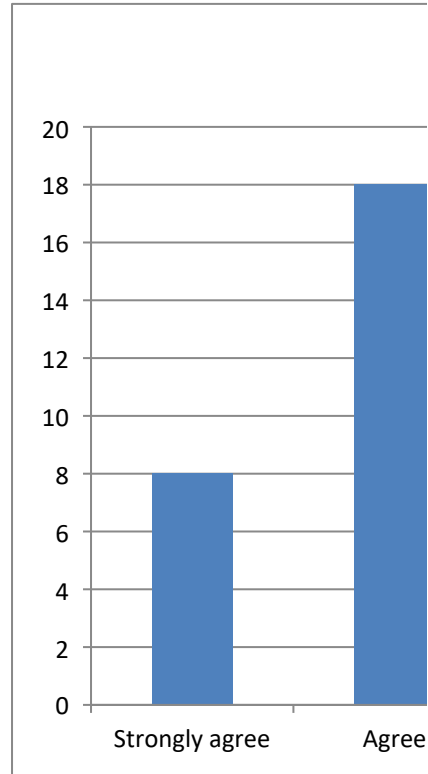
Sample Size Number of Distinct Categories

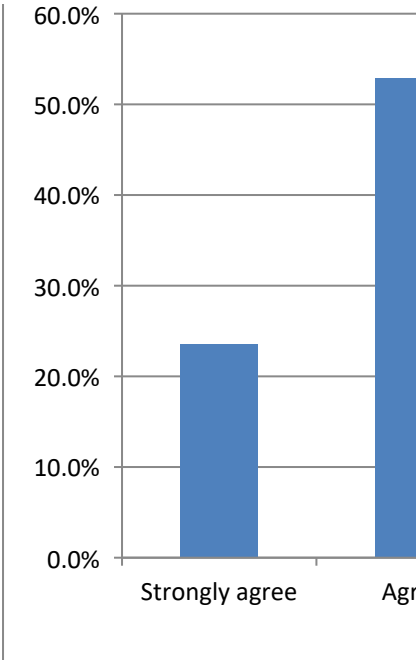
34 of 34 5

This school	Count	Percent of	Confidence Interval (Percent of Data)
Strongly ag	8	23.5%	12.4% to 40.0%
Agree	18	52.9%	36.7% to 68.5%
Disagree	1	2.9%	0.5% to 14.9%
Strongly di:	1	2.9%	0.5% to 14.9%
I don't know	6	17.6%	8.3% to 33.5%

Select a chart and choose "Clustered Column", "100% Stacked Column", or "Pie" chart in Powerpoint or To create a correct "100% Stacked Column" chart, choose the chart then click "Switch Row/Column" (PC

Count	This school	Percent	This school or local education agency (district/charter) pr
Strongly ag	8	Strongly ag	23.5%
Agree	18	Agree	52.9%
Disagree	1	Disagree	2.9%
Strongly di:	1	Strongly di:	2.9%
I don't know	6	I don't know	17.6%

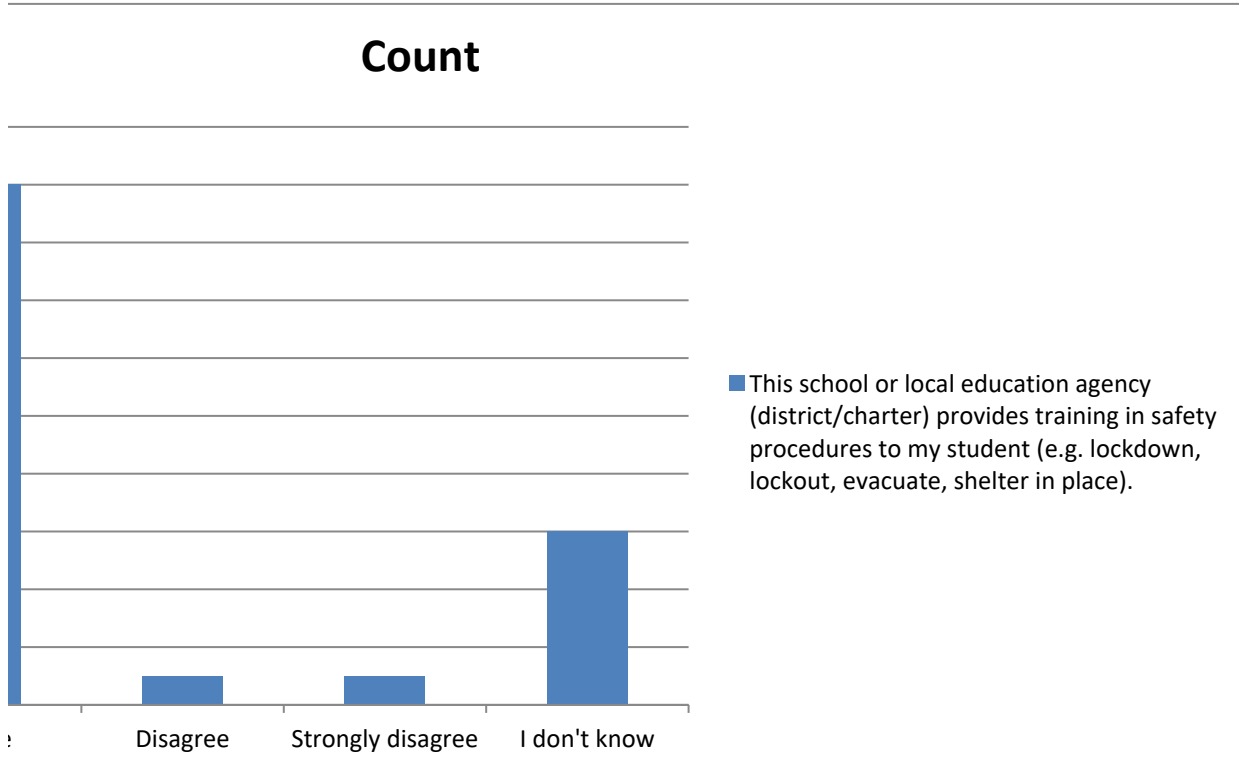


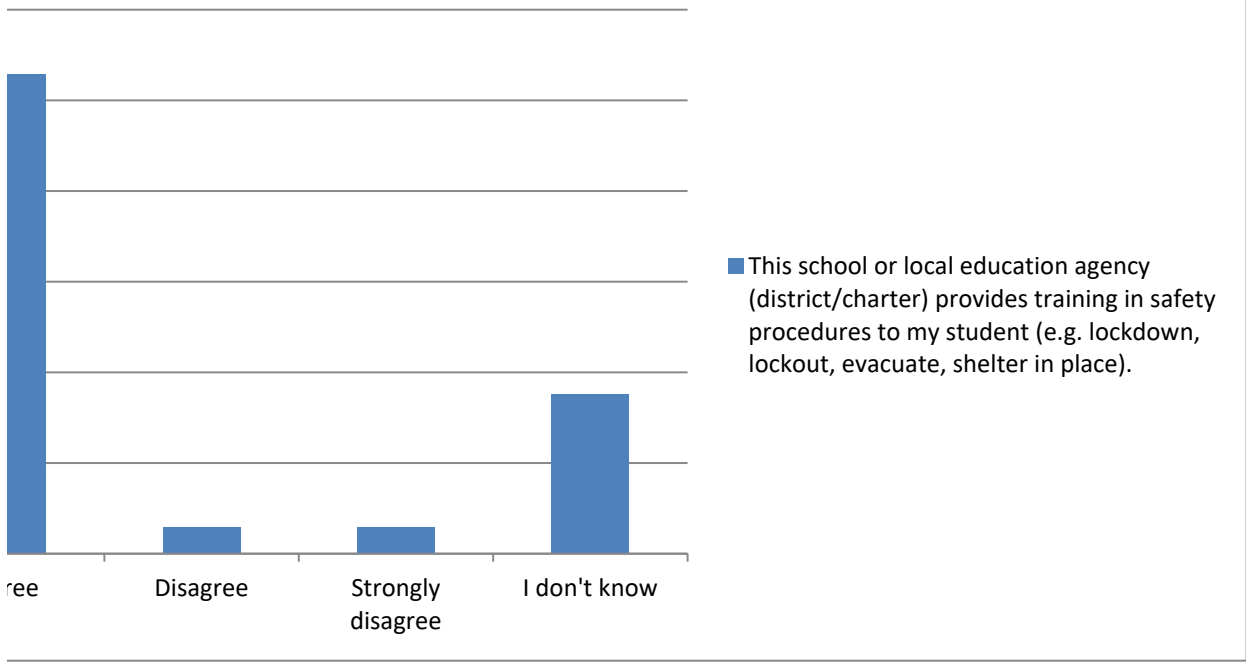


es to my student (e.g. lockdown, lockout, evacuate, shelter in place).

· Excel, to change the chart type.
C) or "Switch Plot" (Mac) in the chart tools

rovides training in safety procedures to my student (e.g. lockdown, lockout, evacuate, shelter in place).





Summary of This school notifies parents or guardians effectively in the case of a school-wide emergency

Categorical Summary

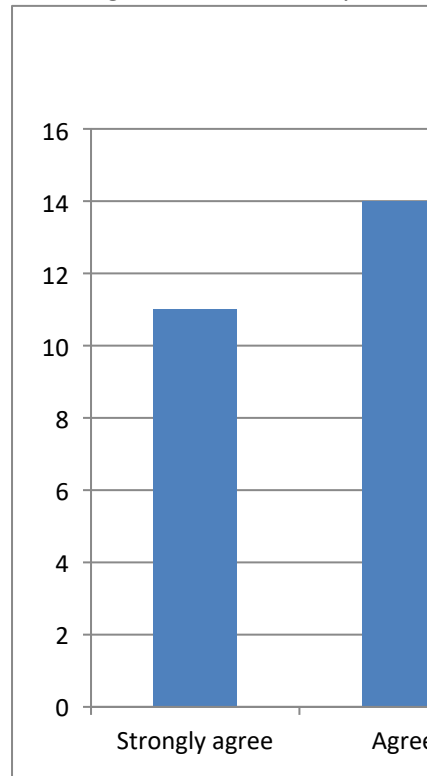
Sample Size Number of Distinct Categories

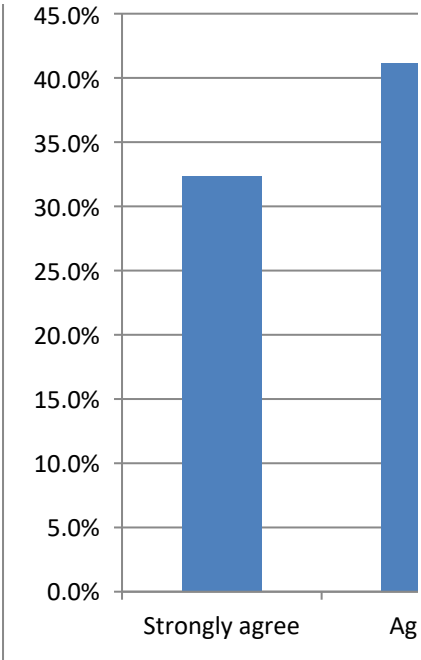
34 of 34 5

This school	Count	Percent of	Confidence Interval (Percent of Data)
Strongly ag	11	32.4%	19.1% to 49.2%
Agree	14	41.2%	26.4% to 57.8%
Disagree	4	11.8%	4.7% to 26.6%
Strongly di:	3	8.8%	3.0% to 23.0%
I don't know	2	5.9%	1.6% to 19.1%

Select a chart and choose "Clustered Column", "100% Stacked Column", or "Pie" chart in Powerpoint or To create a correct "100% Stacked Column" chart, choose the chart then click "Switch Row/Column" (PC

Count	This school	Percent	This school notifies parents or guardians effectively in the
Strongly ag	11	Strongly ag	32.4%
Agree	14	Agree	41.2%
Disagree	4	Disagree	11.8%
Strongly di:	3	Strongly di:	8.8%
I don't know	2	I don't know	5.9%

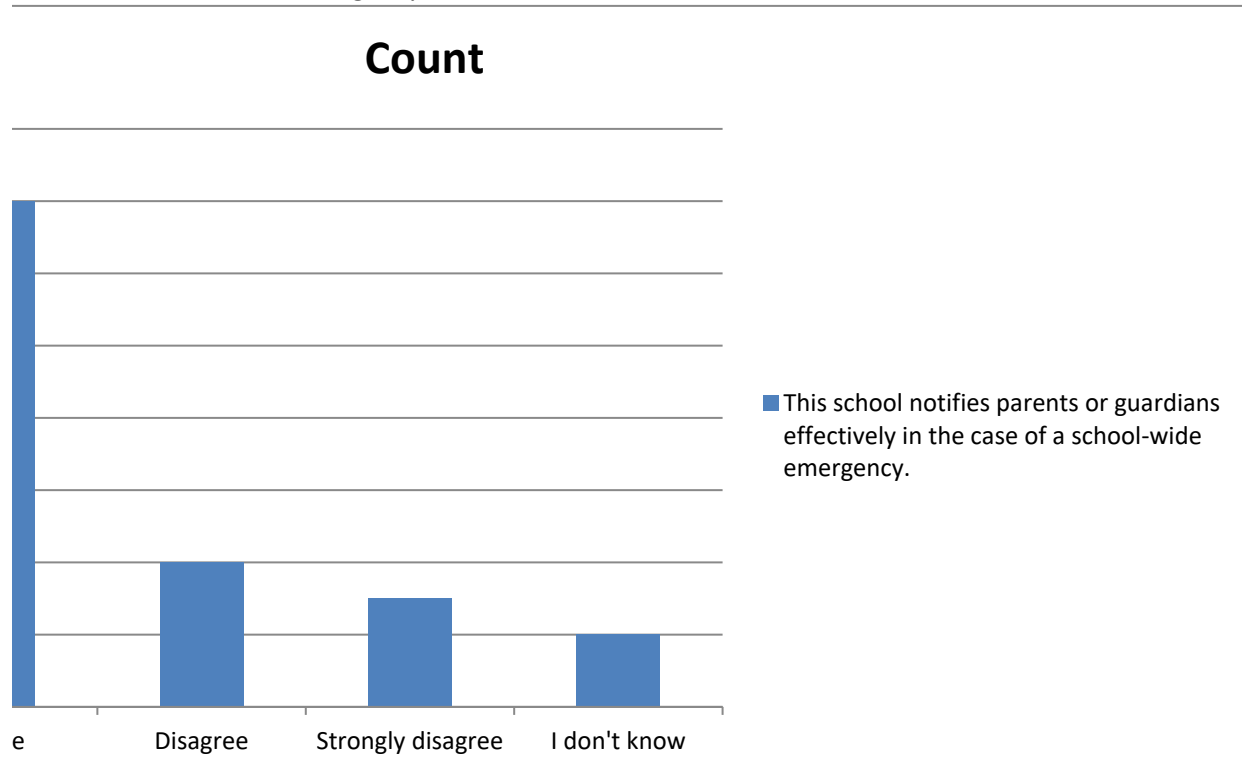


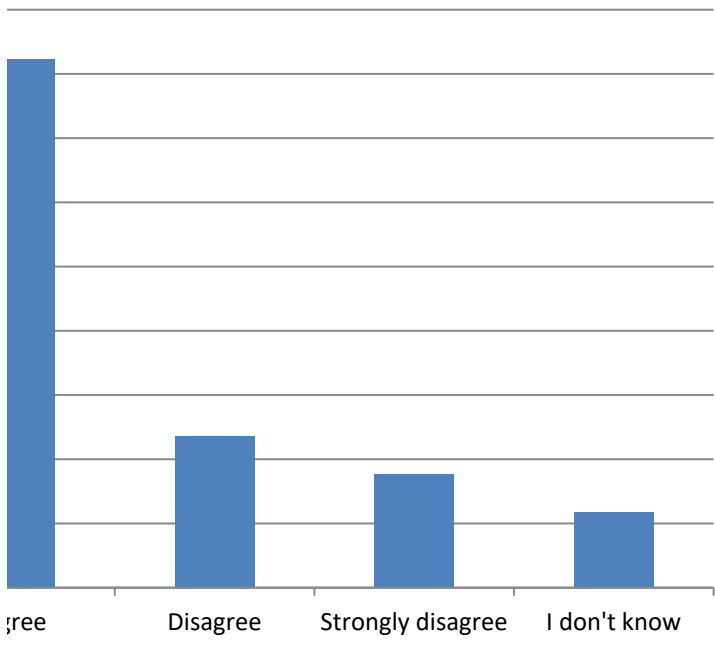


y.

· Excel, to change the chart type.
C) or "Switch Plot" (Mac) in the chart tools

case of a school-wide emergency.





■ This school notifies parents or guardians effectively in the case of a school-wide emergency.

Summary of School rules are applied equally to all students.

Categorical Summary

Sample Size Number of Distinct Categories

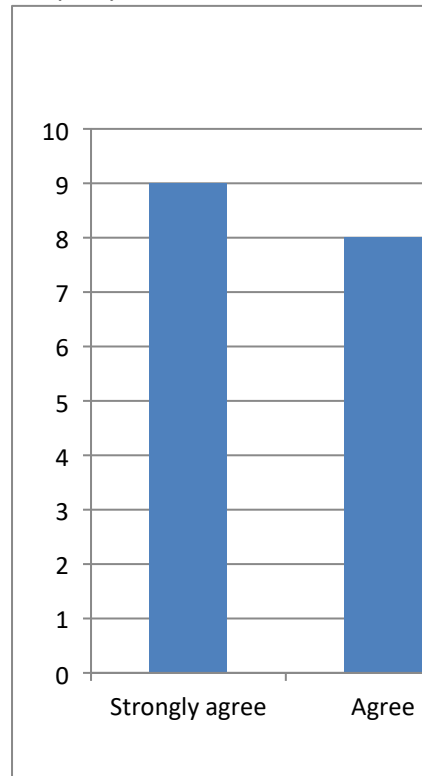
34 of 34 5

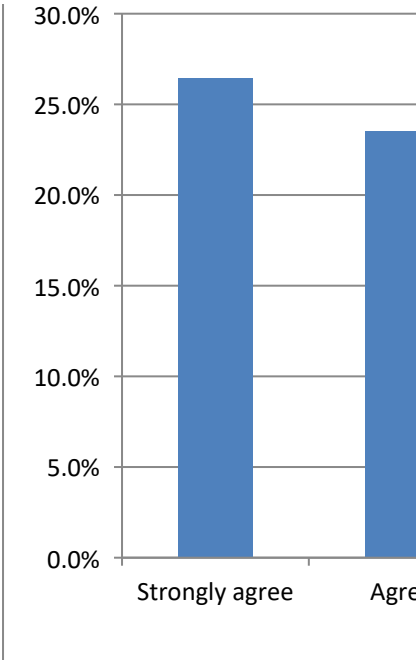
School rule	Count	Percent of	Confidence Interval (Percent of Data)
Strongly ag	9	26.5%	14.6% to 43.1%
Agree	8	23.5%	12.4% to 40.0%
Disagree	8	23.5%	12.4% to 40.0%
Strongly di:	7	20.6%	10.3% to 36.8%
I don't know	2	5.9%	1.6% to 19.1%

Select a chart and choose "Clustered Column", "100% Stacked Column", or "Pie" chart in Powerpoint or To create a correct "100% Stacked Column" chart, choose the chart then click "Switch Row/Column" (PC

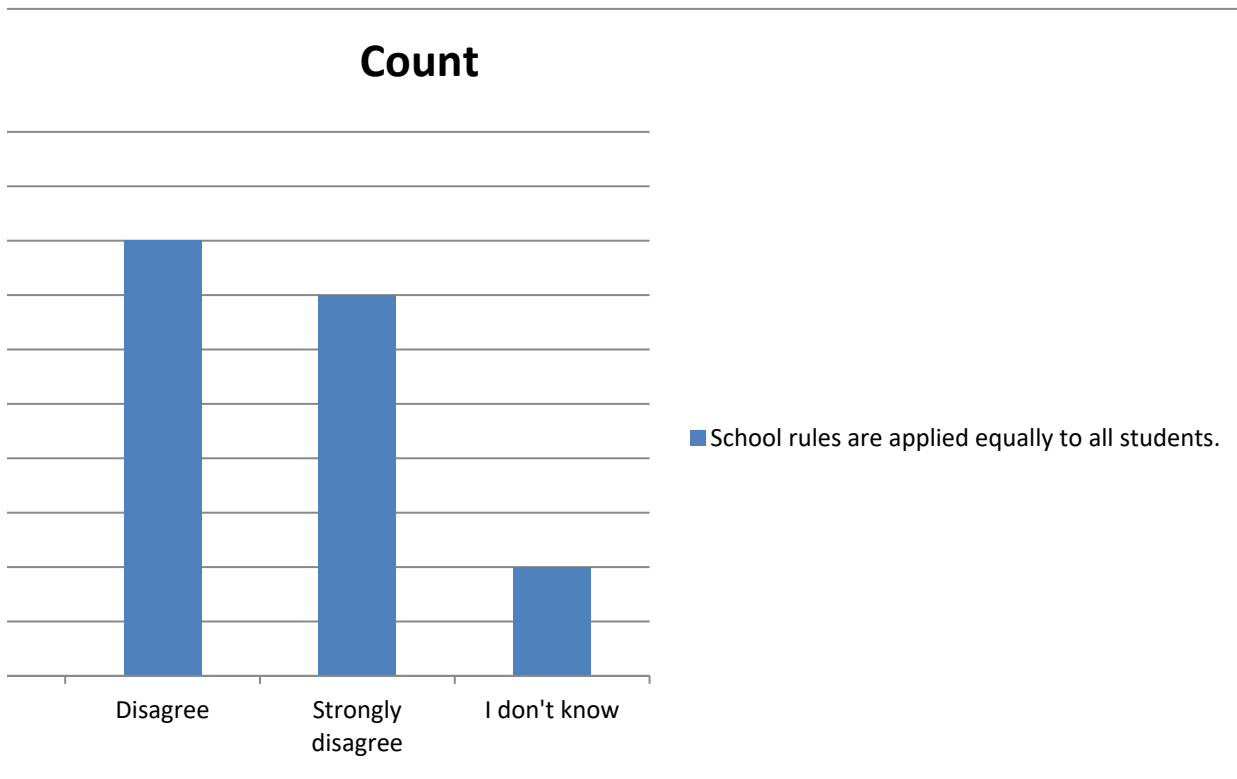
Count	School rule	Percent
9	Strongly ag	26.5%
8	Agree	23.5%
8	Disagree	23.5%
7	Strongly di:	20.6%
2	I don't know	5.9%

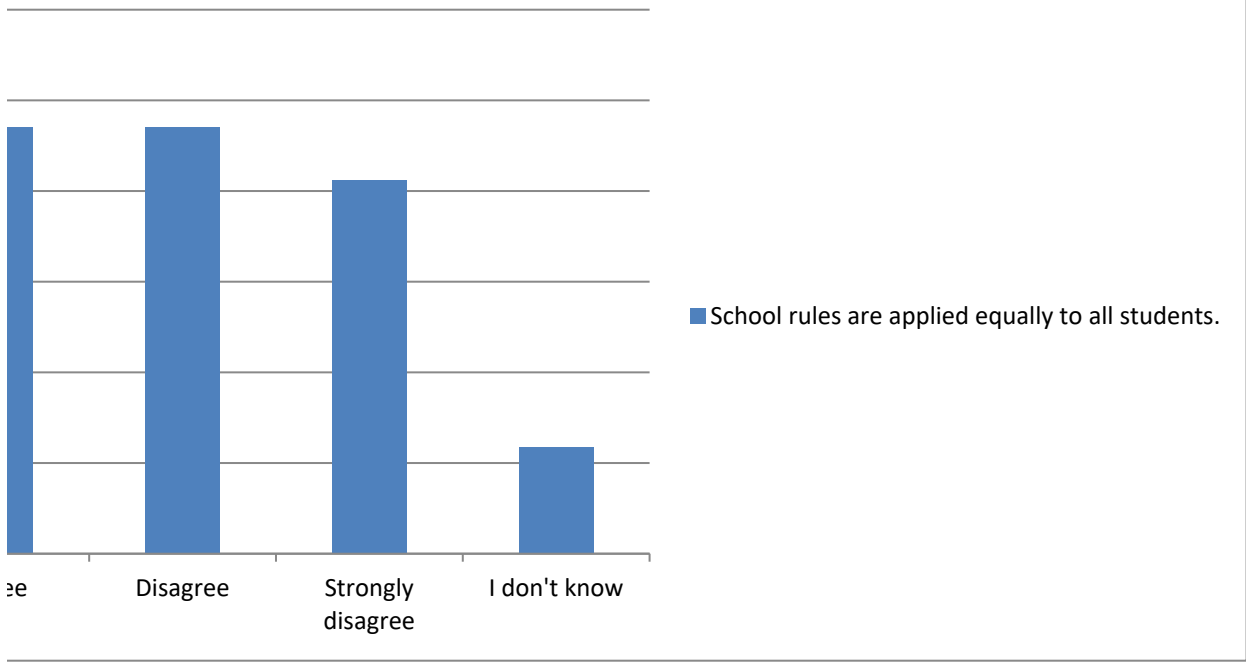
School rules are applied equally to all students.





· Excel, to change the chart type.
C) or "Switch Plot" (Mac) in the chart tools





Summary of Students are recognized for positive behaviors at their school.

Categorical Summary

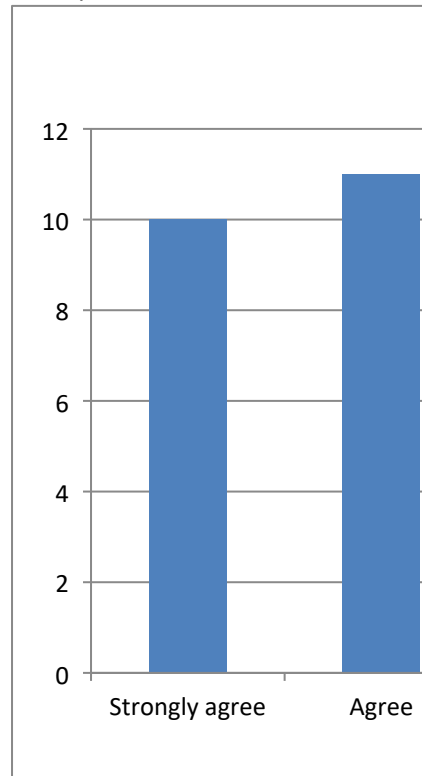
Sample Size Number of Distinct Categories

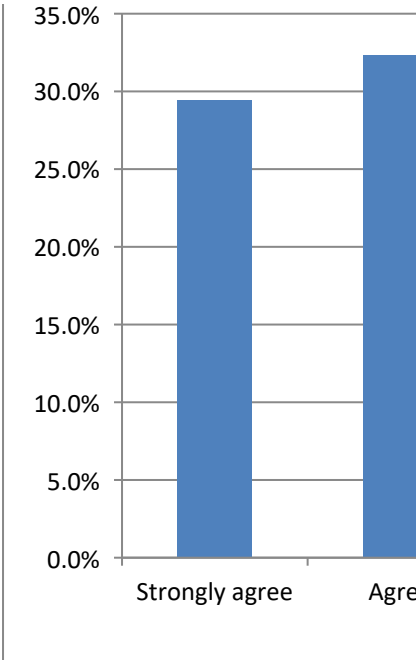
34 of 34 5

Students at Count	Percent of	Confidence Interval (Percent of Data)
Strongly ag	10	29.4% 16.8% to 46.2%
Agree	11	32.4% 19.1% to 49.2%
Disagree	6	17.6% 8.3% to 33.5%
Strongly di:	2	5.9% 1.6% to 19.1%
I don't know	5	14.7% 6.4% to 30.1%

Select a chart and choose "Clustered Column", "100% Stacked Column", or "Pie" chart in Powerpoint or To create a correct "100% Stacked Column" chart, choose the chart then click "Switch Row/Column" (PC

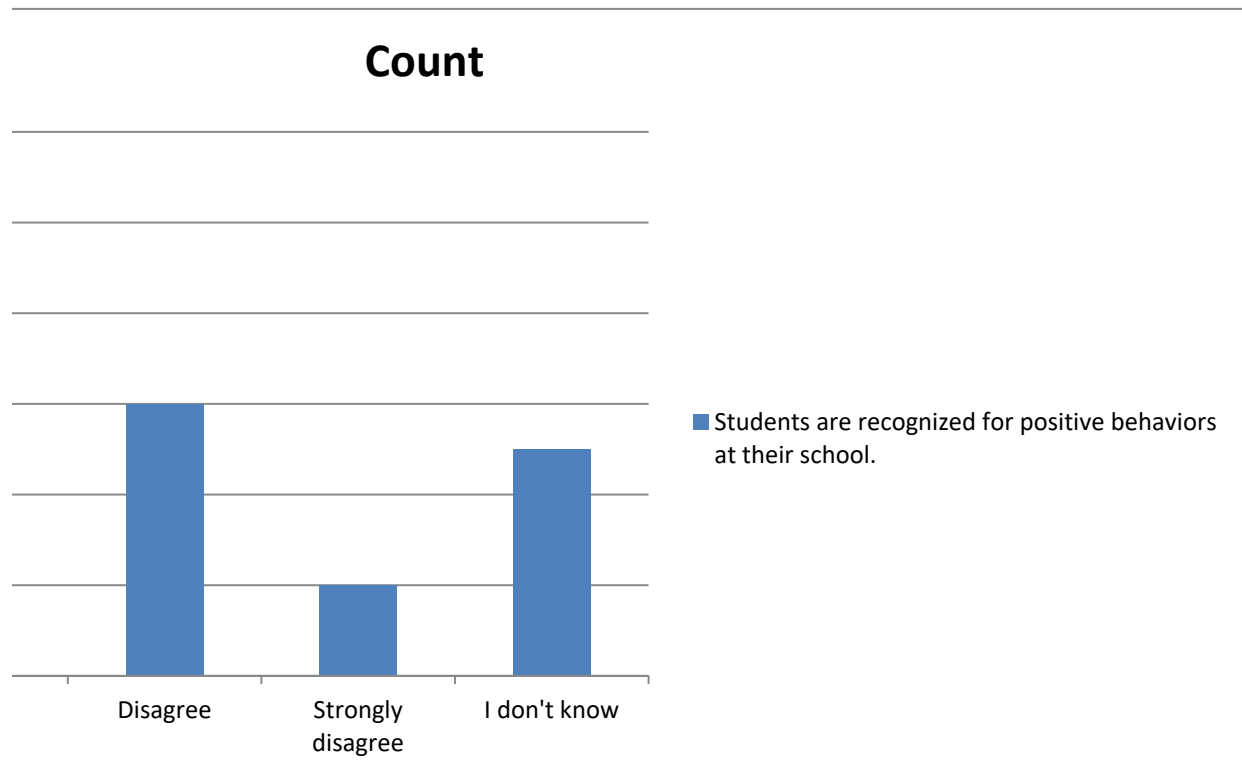
Count	Students at	Percent	Students are recognized for positive behaviors at their scl
Strongly ag	10	Strongly ag	29.4%
Agree	11	Agree	32.4%
Disagree	6	Disagree	17.6%
Strongly di:	2	Strongly di:	5.9%
I don't know	5	I don't know	14.7%

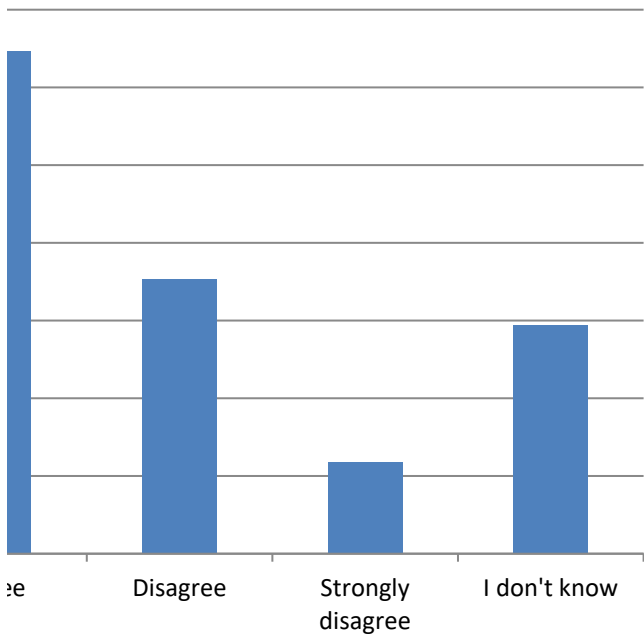




· Excel, to change the chart type.
C) or "Switch Plot" (Mac) in the chart tools

hool.





■ Students are recognized for positive behaviors at their school.

Summary of My student learns about healthy relationships and communication at school.

Categorical Summary

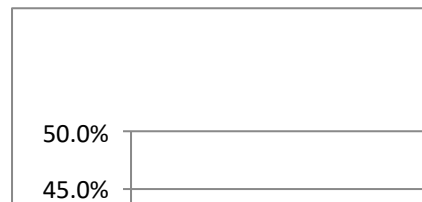
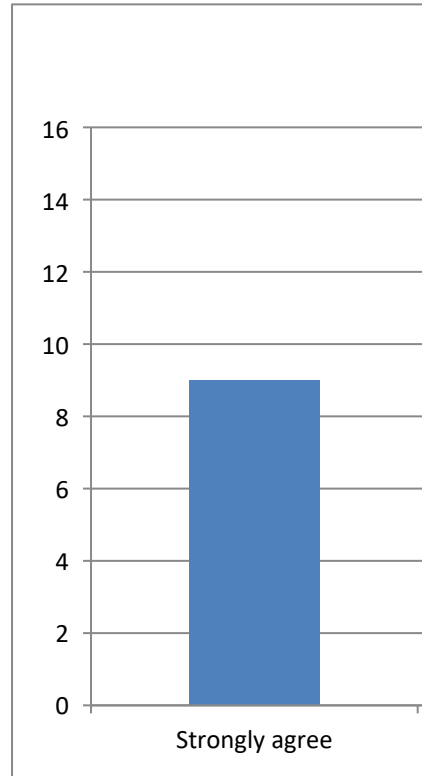
Sample Size Number of Distinct Categories

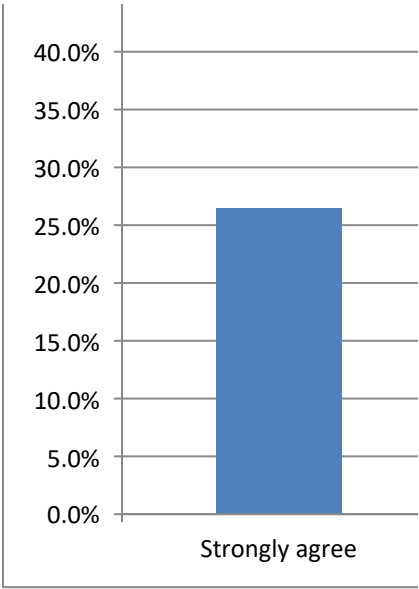
34 of 34 3

My student	Count	Percent of	Confidence Interval (Percent of Data)
Strongly ag	9	26.5%	14.6% to 43.1%
Agree	15	44.1%	28.9% to 60.5%
Disagree	10	29.4%	16.8% to 46.2%

Select a chart and choose "Clustered Column", "100% Stacked Column", or "Pie" chart in Powerpoint or To create a correct "100% Stacked Column" chart, choose the chart then click "Switch Row/Column" (PC


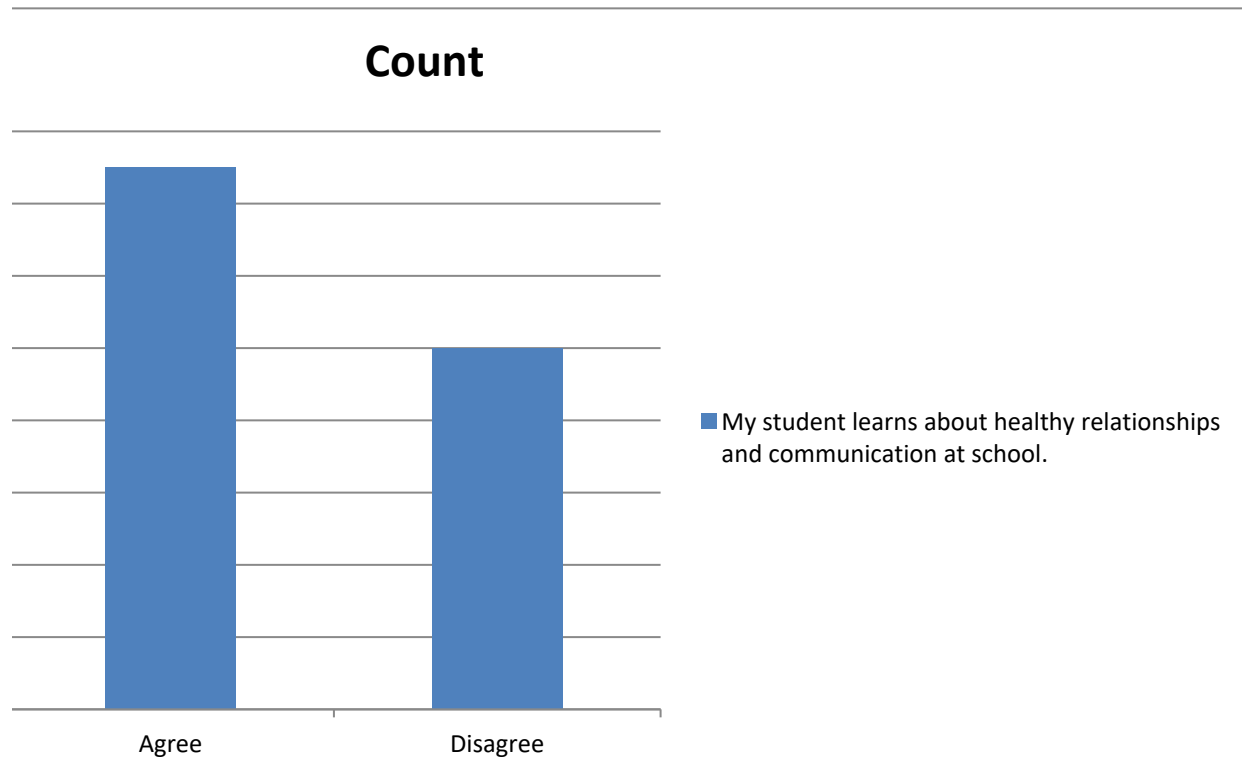
Count	My student	Percent	My student learns about healthy relationships and comm
Strongly ag	9	Strongly ag 26.5%	
Agree	15	Agree 44.1%	
Disagree	10	Disagree 29.4%	

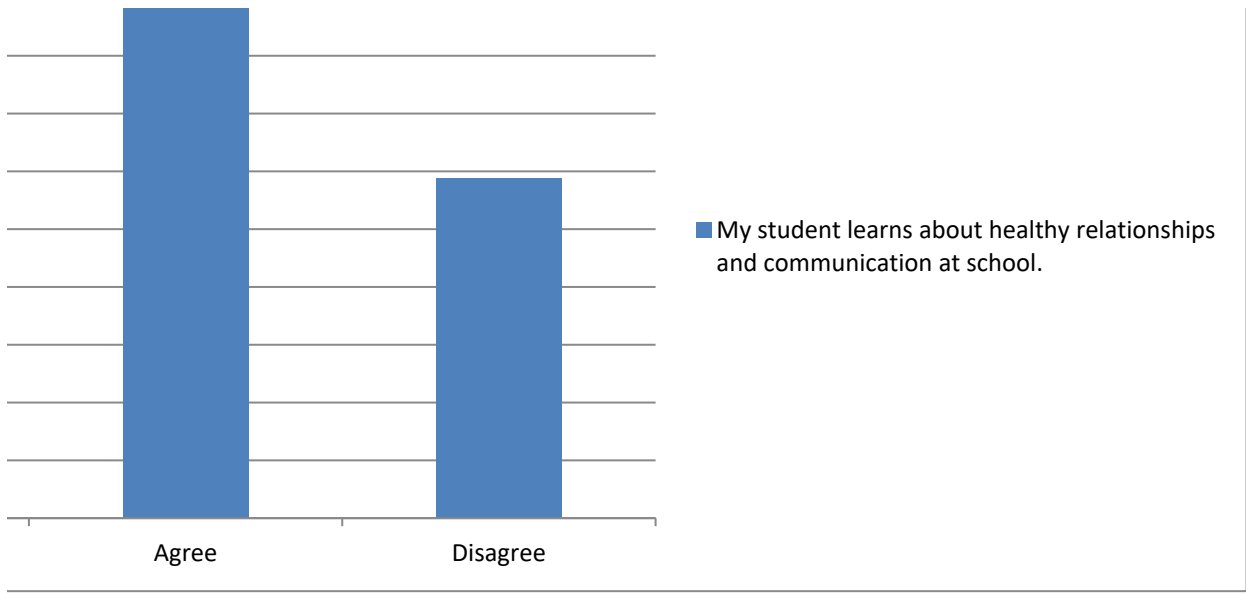




· Excel, to change the chart type.
C) or "Switch Plot" (Mac) in the chart tools

unication at school.





Summary of At this school, my student feels like they belong.

Categorical Summary


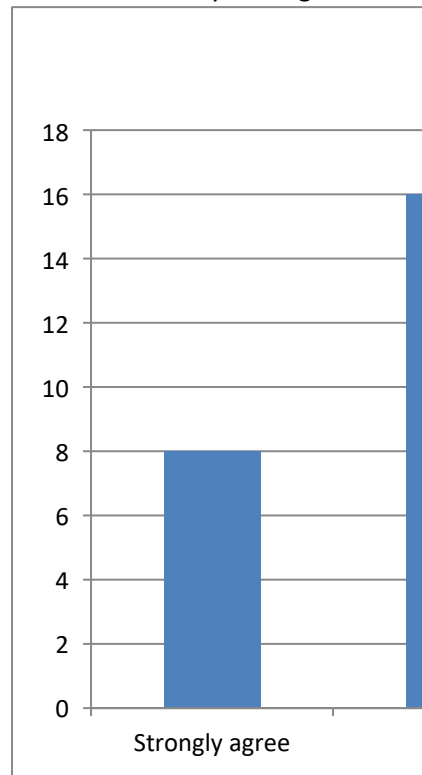
Sample Size Number of Distinct Categories

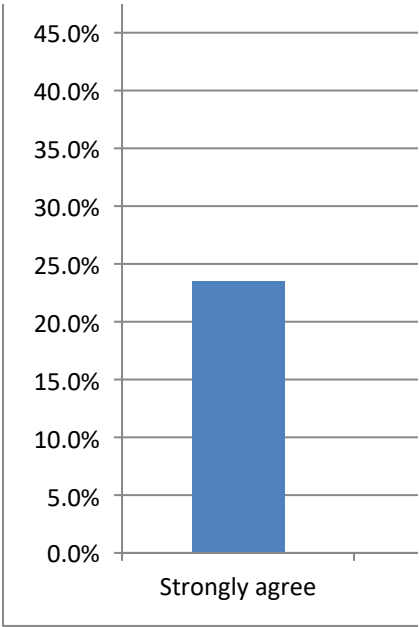
34 of 34 4

At this schc	Count	Percent of	Confidence Interval (Percent of Data)
Strongly ag	8	23.5%	12.4% to 40.0%
Agree	16	47.1%	31.5% to 63.3%
Disagree	9	26.5%	14.6% to 43.1%
Strongly di:	1	2.9%	0.5% to 14.9%

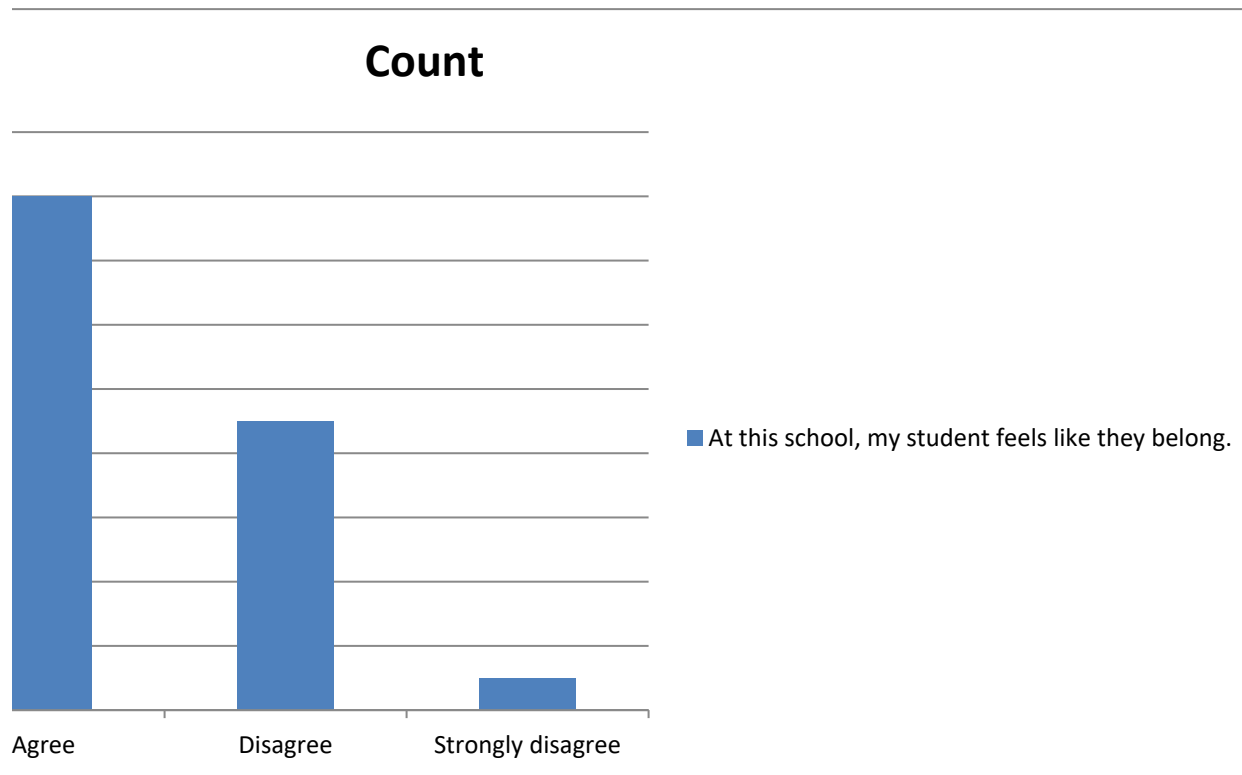
Select a chart and choose "Clustered Column", "100% Stacked Column", or "Pie" chart in Powerpoint or To create a correct "100% Stacked Column" chart, choose the chart then click "Switch Row/Column" (PC

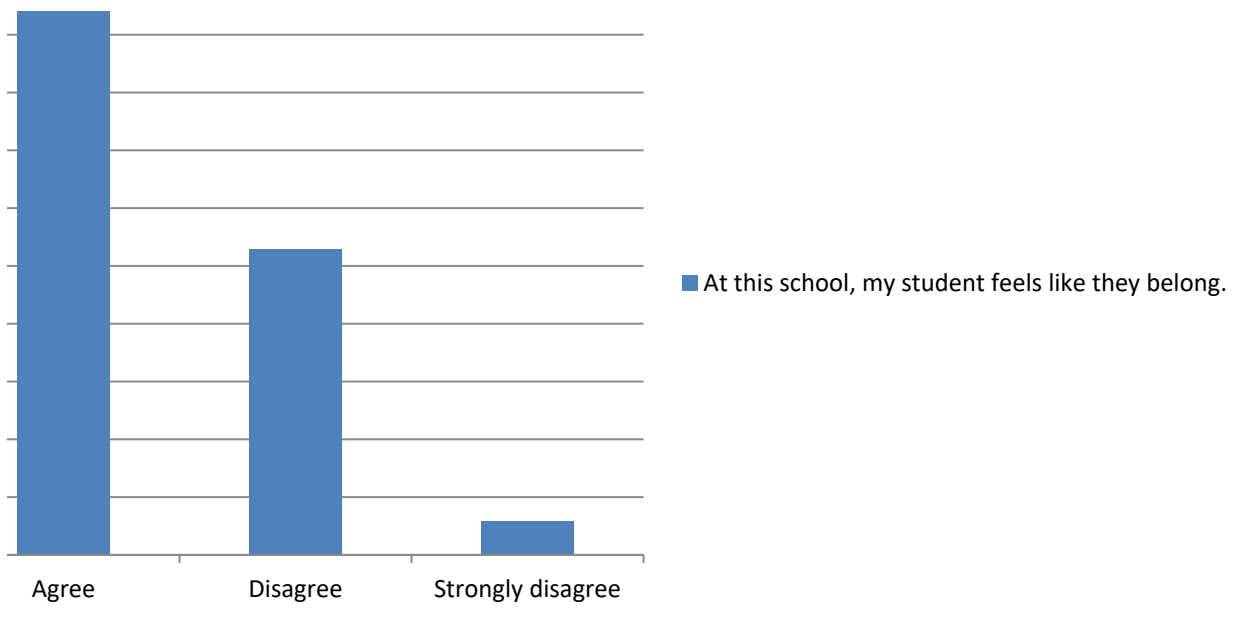
Count	At this schc	Percent	At this school, my student feels like they belong.
Strongly ag	8	Strongly ag 23.5%	
Agree	16	Agree 47.1%	
Disagree	9	Disagree 26.5%	
Strongly di:	1	Strongly di: 2.9%	





· Excel, to change the chart type.
C) or "Switch Plot" (Mac) in the chart tools





Summary of My student is safe at this school.

Categorical Summary

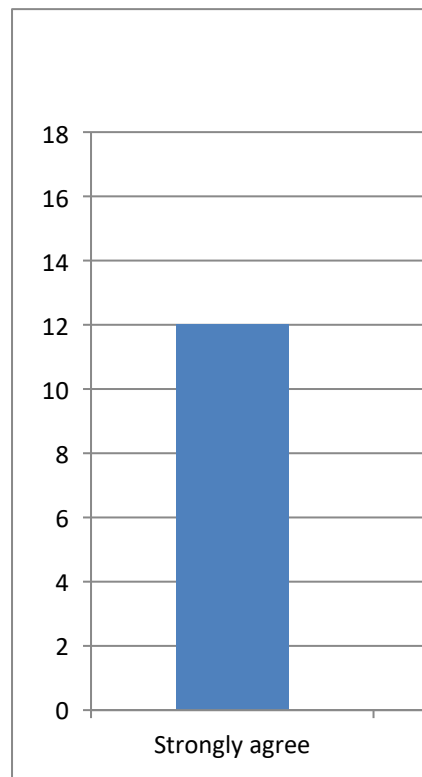
Sample Size Number of Distinct Categories

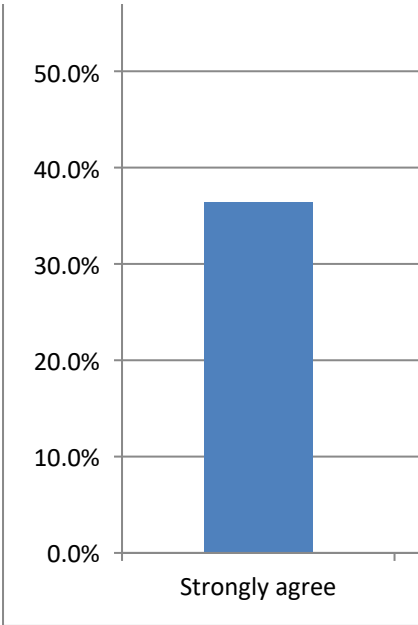
33 of 33 4

My student	Count	Percent of	Confidence Interval (Percent of Data)
Strongly ag	12	36.4%	22.2% to 53.4%
Agree	16	48.5%	32.5% to 64.8%
Disagree	4	12.1%	4.8% to 27.3%
Strongly di:	1	3.0%	0.5% to 15.3%


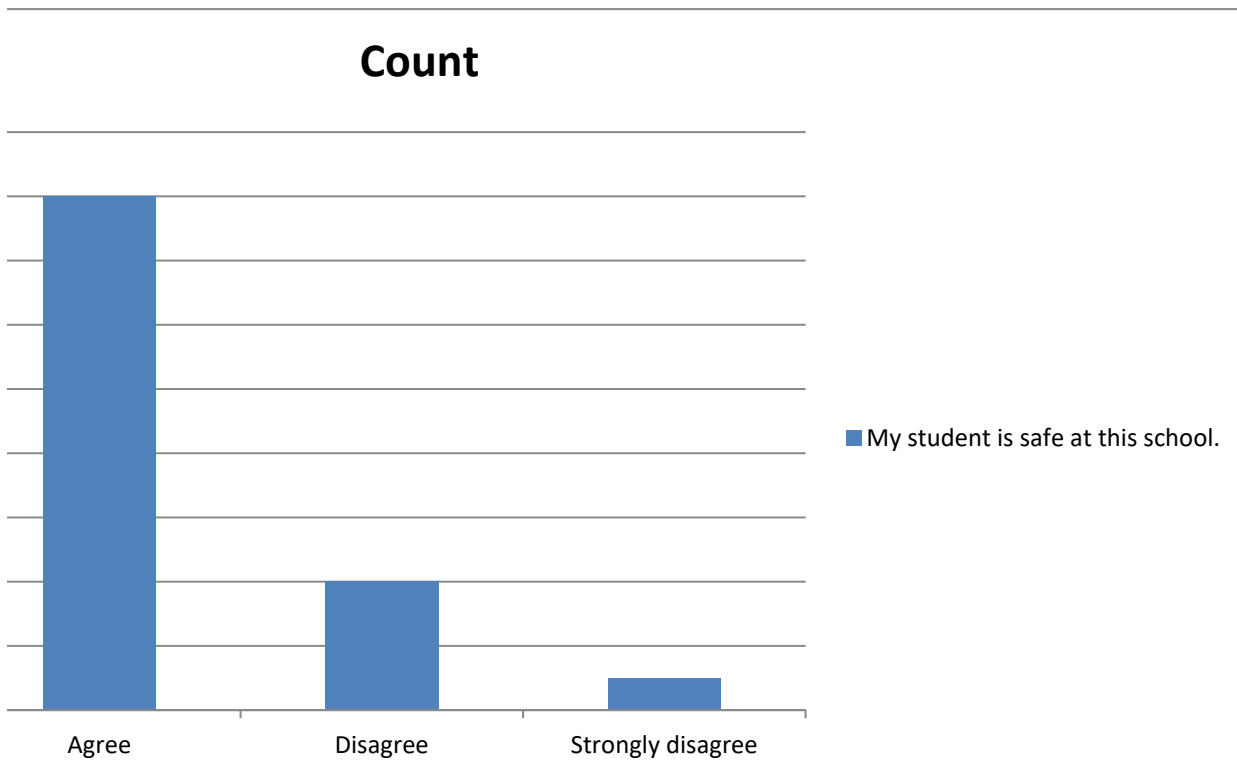
Select a chart and choose "Clustered Column", "100% Stacked Column", or "Pie" chart in Powerpoint or To create a correct "100% Stacked Column" chart, choose the chart then click "Switch Row/Column" (PC

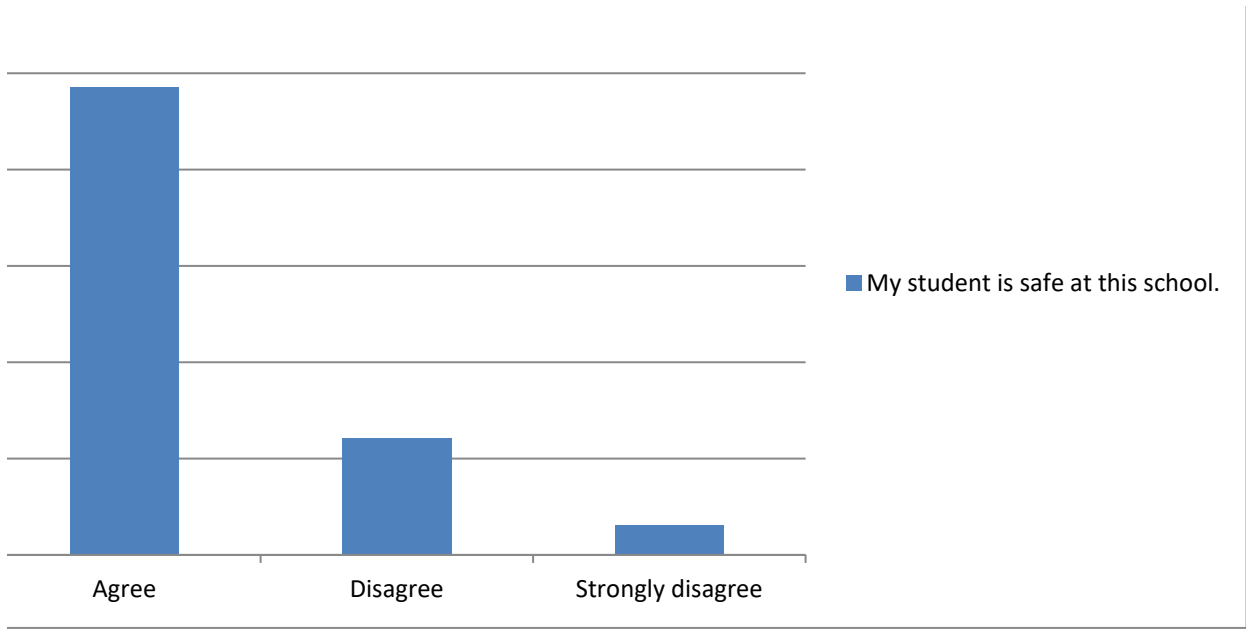
Count	My student	Percent	My student is safe at this school.
Strongly ag	12	Strongly ag 36.4%	
Agree	16	Agree 48.5%	
Disagree	4	Disagree 12.1%	
Strongly di:	1	Strongly di: 3.0%	





· Excel, to change the chart type.
C) or "Switch Plot" (Mac) in the chart tools





Summary of My student feels safe going to and from school.

Categorical Summary

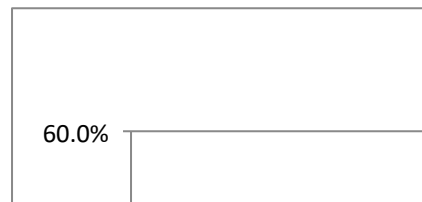
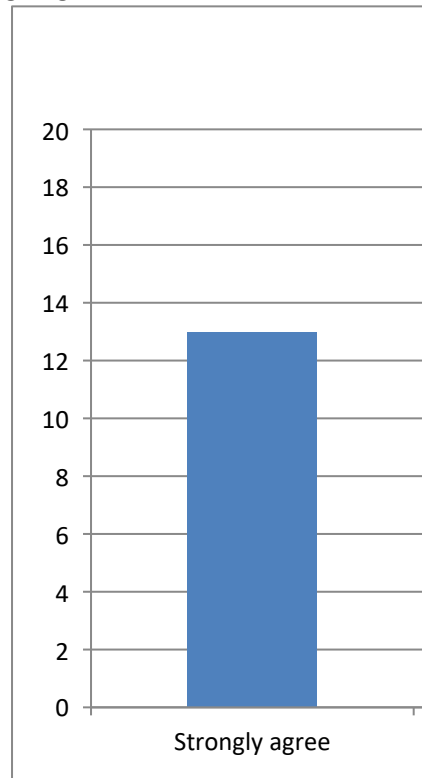
Sample Size Number of Distinct Categories

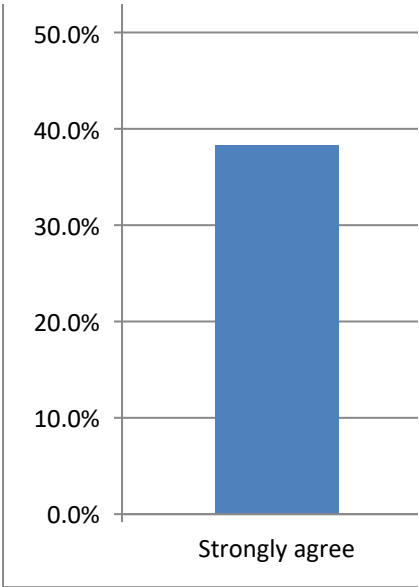
34 of 34 3

My student	Count	Percent	Confidence Interval (Percent of Data)
Strongly ag	13	38.2%	23.9% to 55.0%
Agree	18	52.9%	36.7% to 68.5%
Disagree	3	8.8%	3.0% to 23.0%


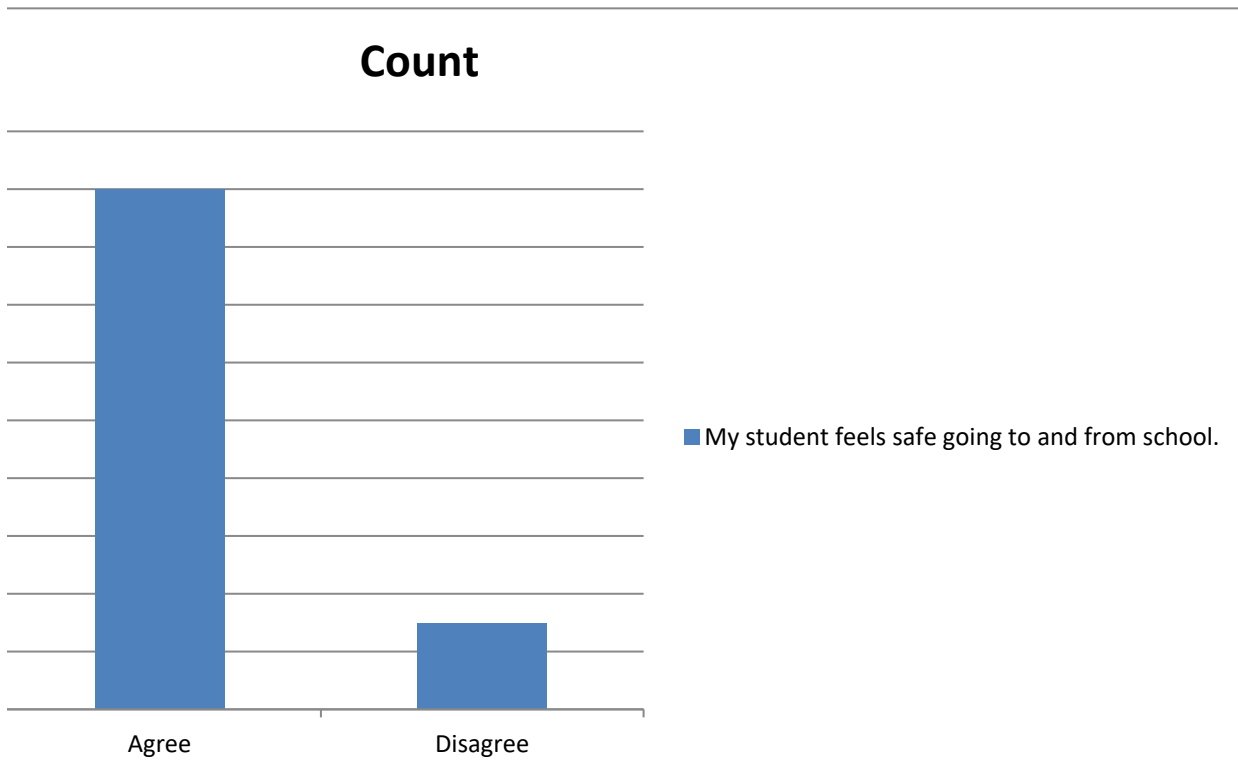
Select a chart and choose "Clustered Column", "100% Stacked Column", or "Pie" chart in Powerpoint or To create a correct "100% Stacked Column" chart, choose the chart then click "Switch Row/Column" (PC

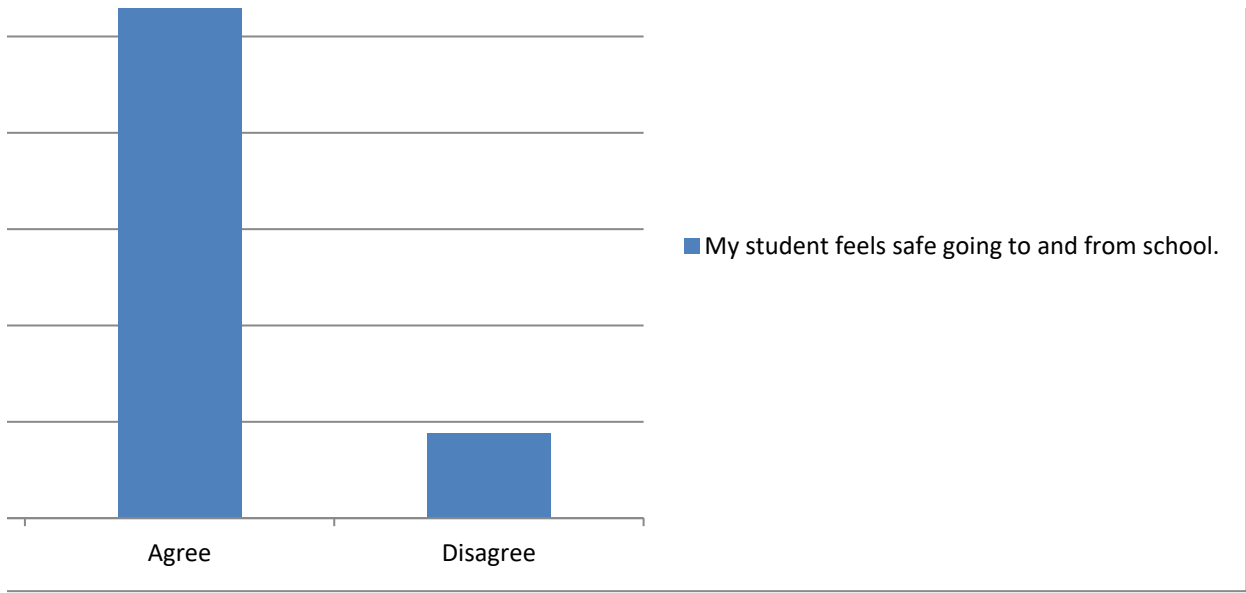
Count	My student	Percent	My student feels safe going to and from school.
Strongly ag	13	Strongly ag	38.2%
Agree	18	Agree	52.9%
Disagree	3	Disagree	8.8%





· Excel, to change the chart type.
C) or "Switch Plot" (Mac) in the chart tools





Summary of Adults at my student's school do their best to resolve bullying.

Categorical Summary


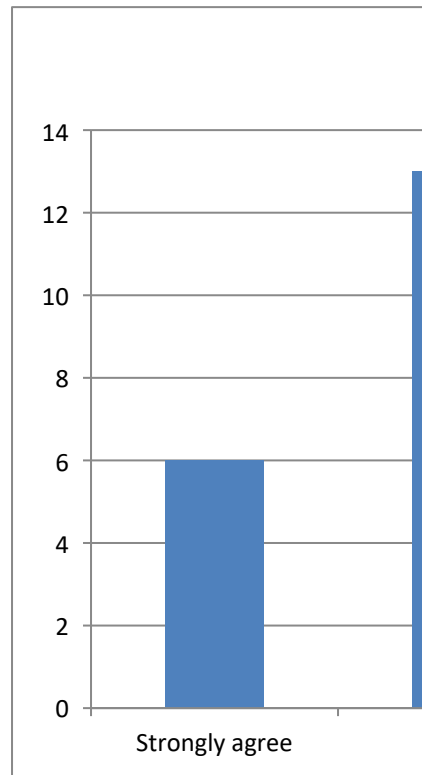
Sample Size Number of Distinct Categories

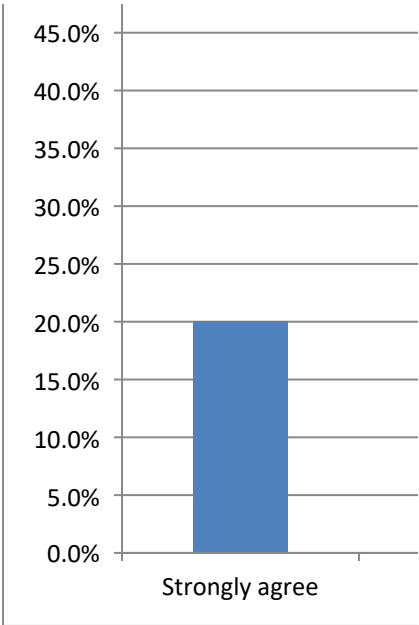
30 of 30 4

Adults at m	Count	Percent of	Confidence Interval (Percent of Data)
Strongly ag	6	20.0%	9.5% to 37.3%
Agree	13	43.3%	27.4% to 60.8%
Disagree	6	20.0%	9.5% to 37.3%
Strongly di:	5	16.7%	7.3% to 33.6%

Select a chart and choose "Clustered Column", "100% Stacked Column", or "Pie" chart in Powerpoint or To create a correct "100% Stacked Column" chart, choose the chart then click "Switch Row/Column" (PC

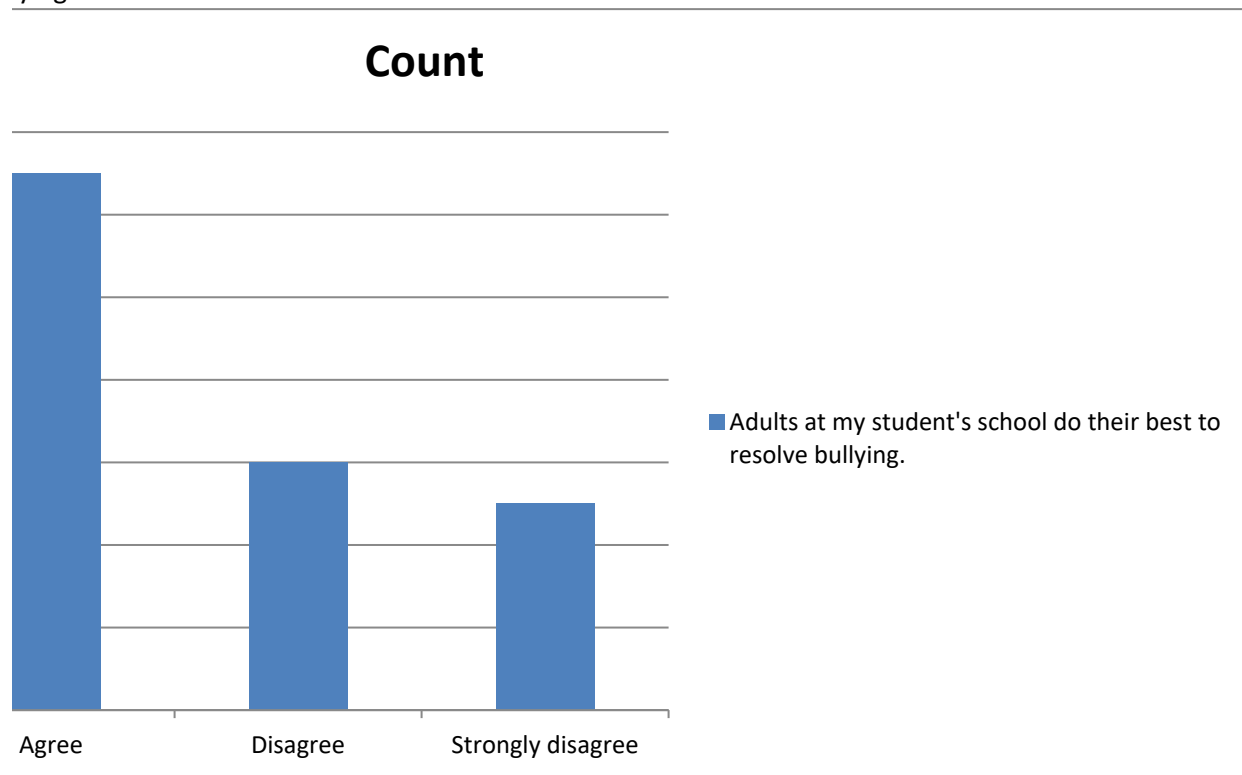
Count	Adults at m	Percent	Adults at my student's school do their best to resolve bull
Strongly ag	6	Strongly ag 20.0%	
Agree	13	Agree 43.3%	
Disagree	6	Disagree 20.0%	
Strongly di:	5	Strongly di: 16.7%	

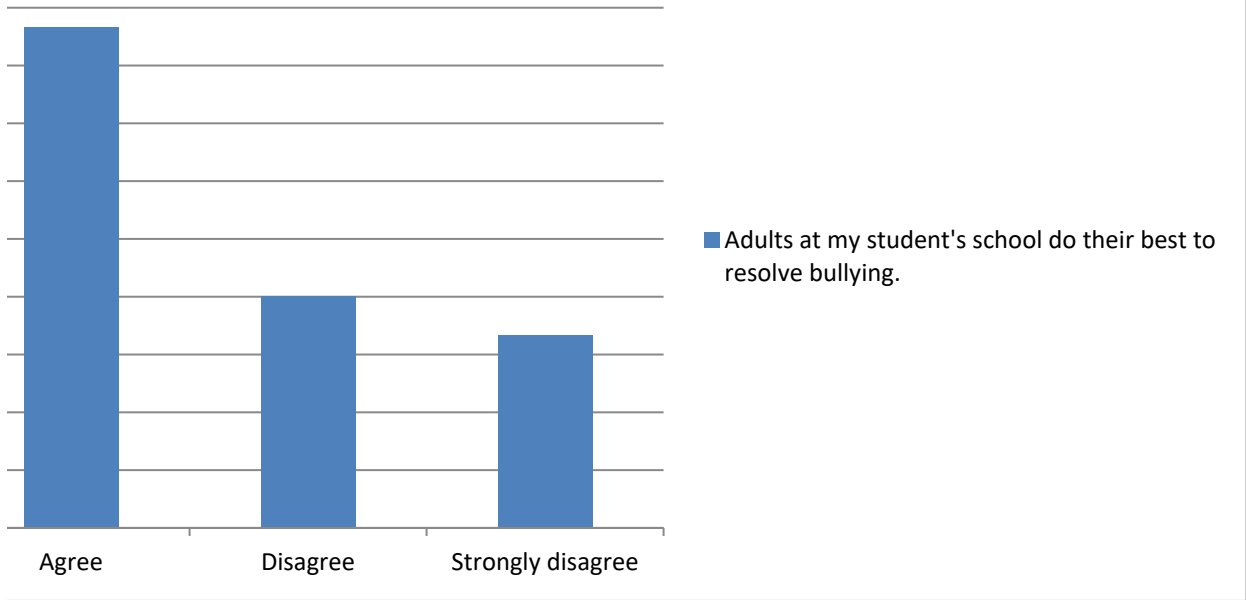




· Excel, to change the chart type.
C) or "Switch Plot" (Mac) in the chart tools

lying.





Summary of My student's school has an anti-bullying policy.

Categorical Summary

Sample Size Number of Distinct Categories

25 of 25 2

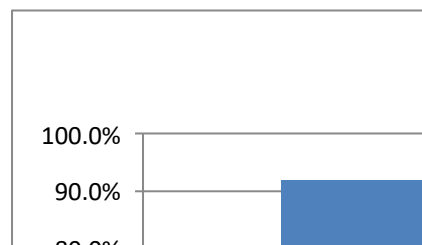

My student Count Percent of Confidence Interval (Percent of Data)

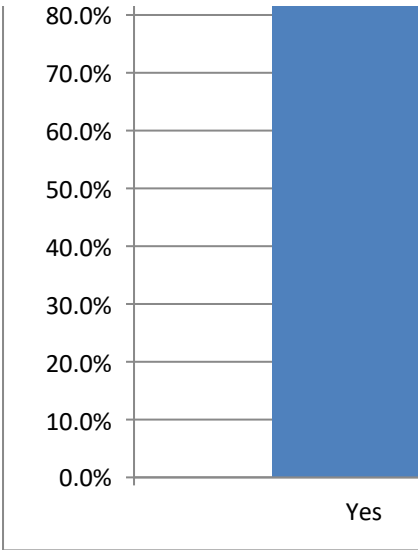
Yes 23 92.0% 75.0% to 97.8%

No 2 8.0% 2.2% to 25.0%


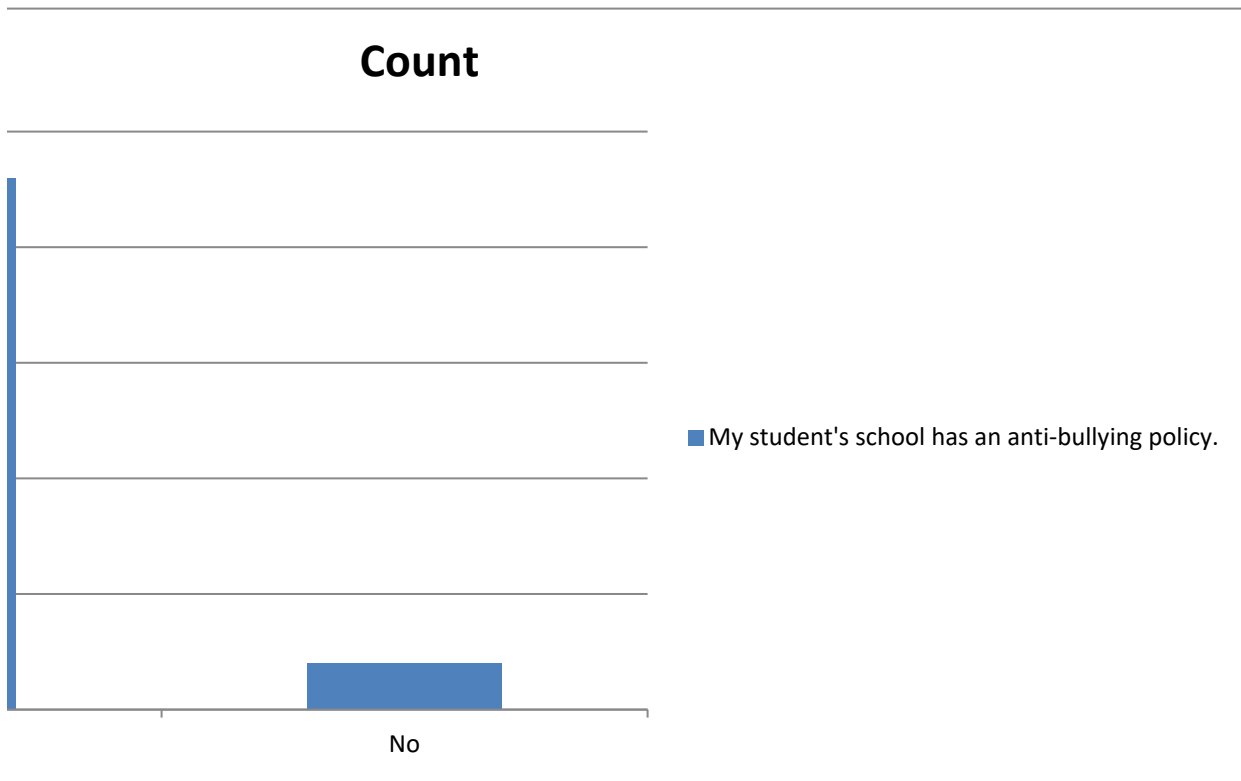
Select a chart and choose "Clustered Column", "100% Stacked Column", or "Pie" chart in Powerpoint or To create a correct "100% Stacked Column" chart, choose the chart then click "Switch Row/Column" (PC

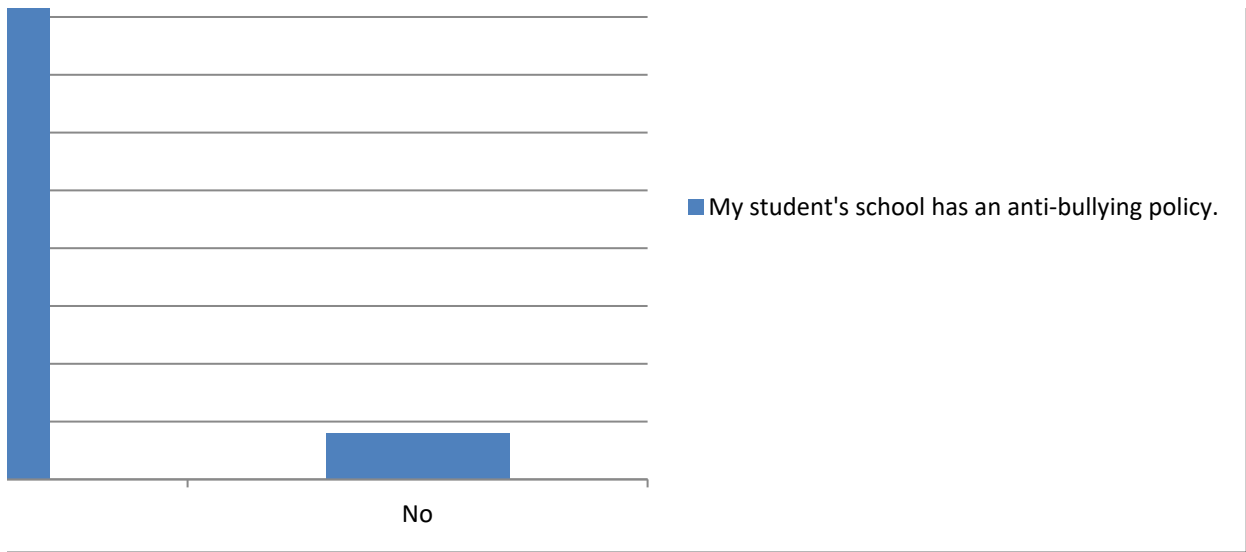
Count	My student	Percent	My student's school has an anti-bullying policy.
Yes	23	92.0%	Yes
No	2	8.0%	No





Excel, to change the chart type.
C) or "Switch Plot" (Mac) in the chart tools





Summary of I understand the difference between bullying and natural conflict.



Categorical Summary

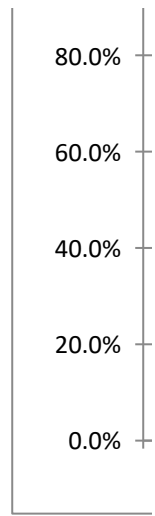
Sample Size	Average	Median	Number of Distinct Categories
34 of 34		2	2
			1

Recode	I understand	Count	Percent of	Confidence Interval (Percent of Data)
2	Yes	34	100.0%	89.8% to 100.0%

Select a chart and choose "Clustered Column", "100% Stacked Column", or "Pie" chart in Powerpoint or To create a correct "100% Stacked Column" chart, choose the chart then click "Switch Row/Column" (PC

Recode	Count	I understand	Percent	I understand the difference between
2	Yes	34	Yes	100.0%

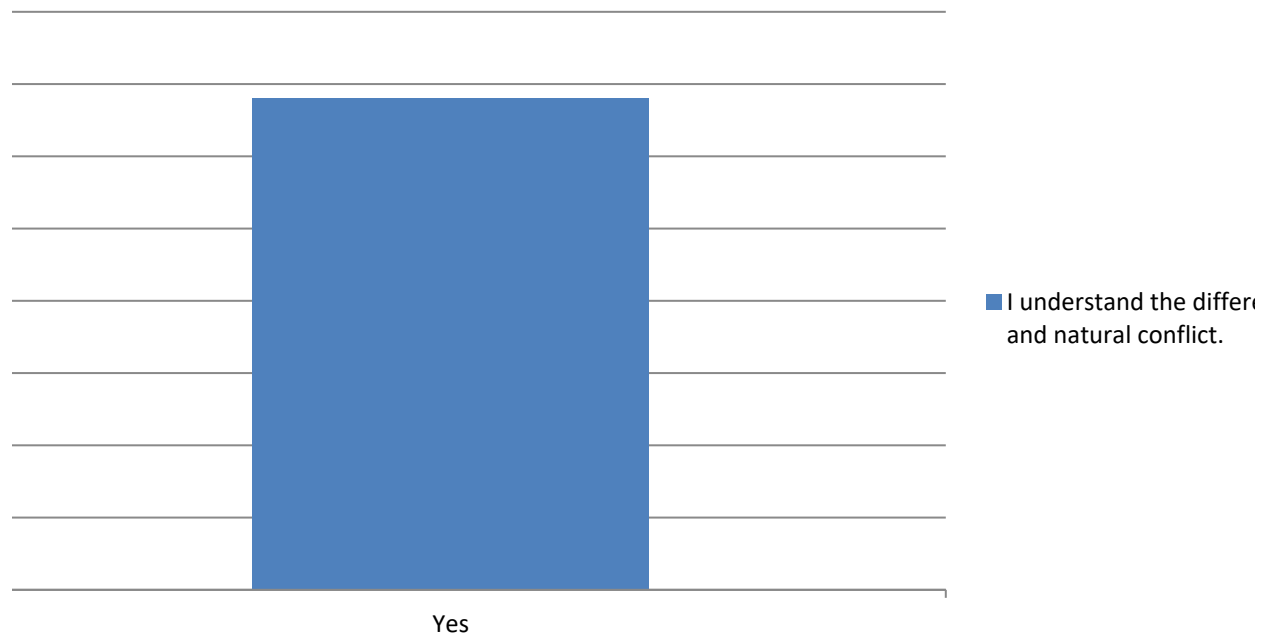




· Excel, to change the chart type.
C) or "Switch Plot" (Mac) in the chart tools

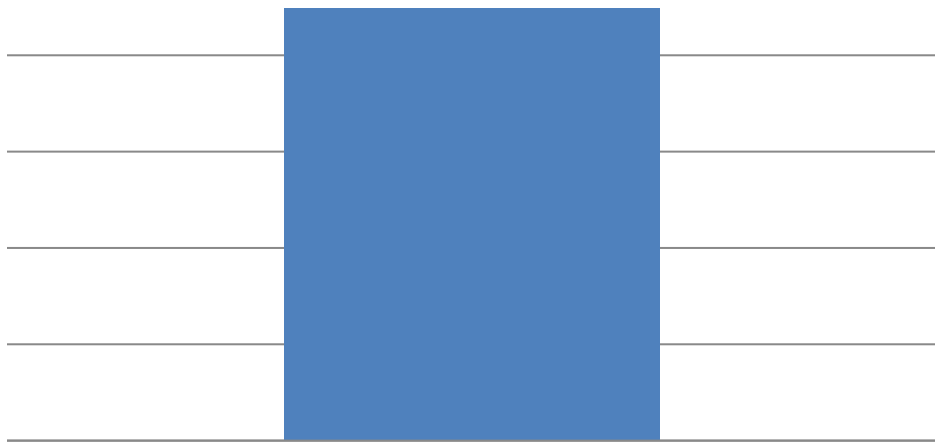
When bullying and natural conflict.

Count



Percent





■ I understand the difference between cultural and natural conflict.

Yes



ence between bullying

ence between bullying

Summary of LEA_NAME

Categorical Summary

Sample Size Number of Distinct Categories



106 of 106 1


LEA_NAME Count Percent of Confidence Interval (Percent of Data)

Garfield Di: 106 100.0% 96.5% to 100.0%

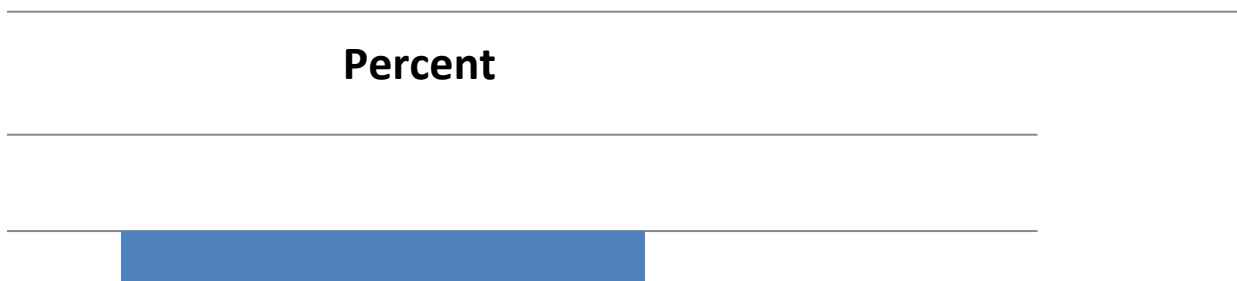
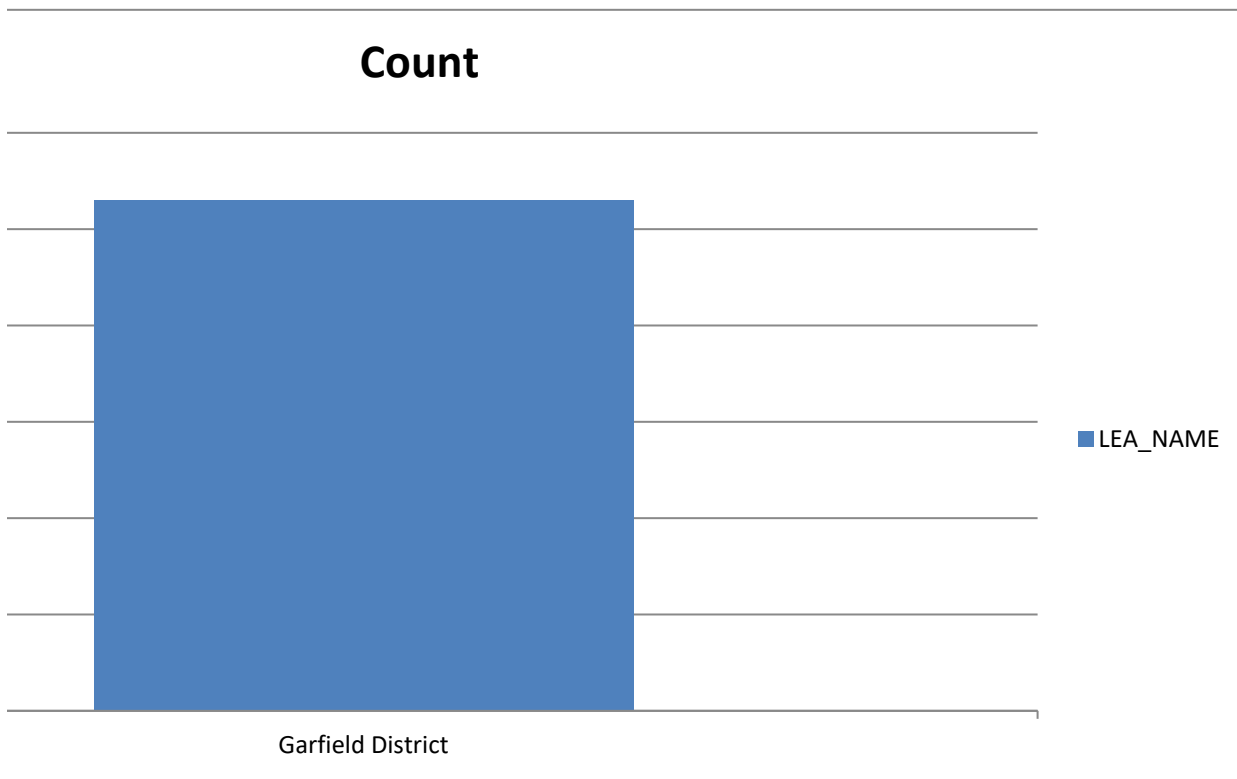
Select a chart and choose "Clustered Column", "100% Stacked Column", or "Pie" chart in Powerpoint or To create a correct "100% Stacked Column" chart, choose the chart then click "Switch Row/Column" (PC

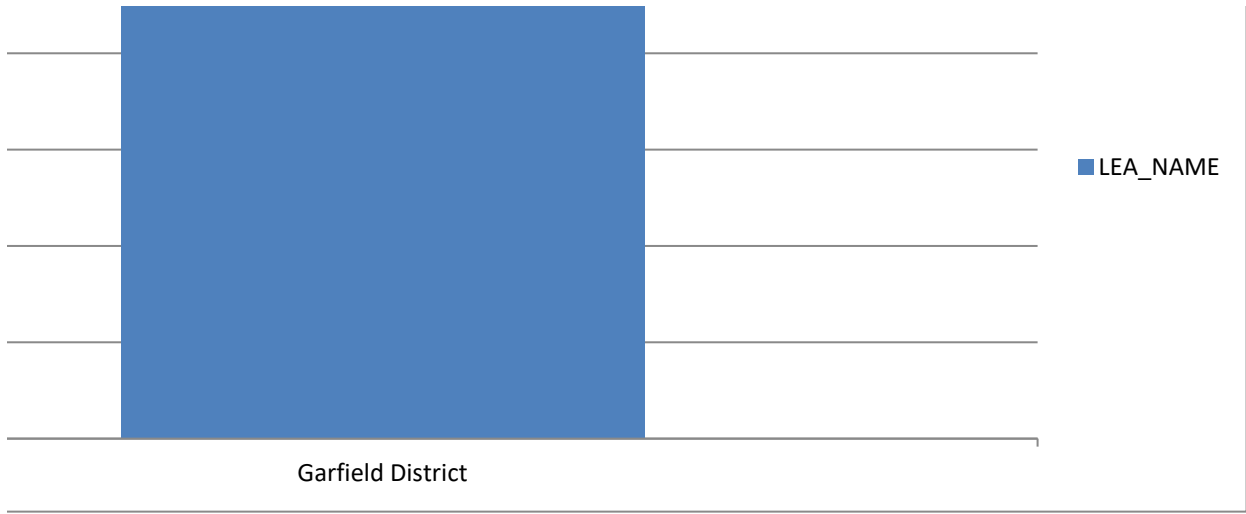
Count	LEA_NAME	Percent	LEA_NAME
106	Garfield Di:	100.0%	Garfield Di:





· Excel, to change the chart type.
C) or "Switch Plot" (Mac) in the chart tools





Summary of Session_Link

Categorical Summary

Sample Size Number of Distinct Categories



106 of 106 1


Session_Lir Count Percent of Confidence Interval (Percent of Data)

usbe.az1.qi 106 100.0% 96.5% to 100.0%

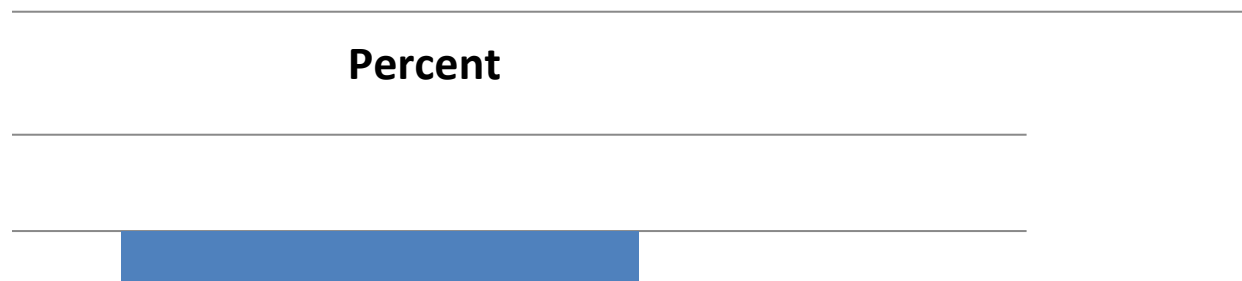
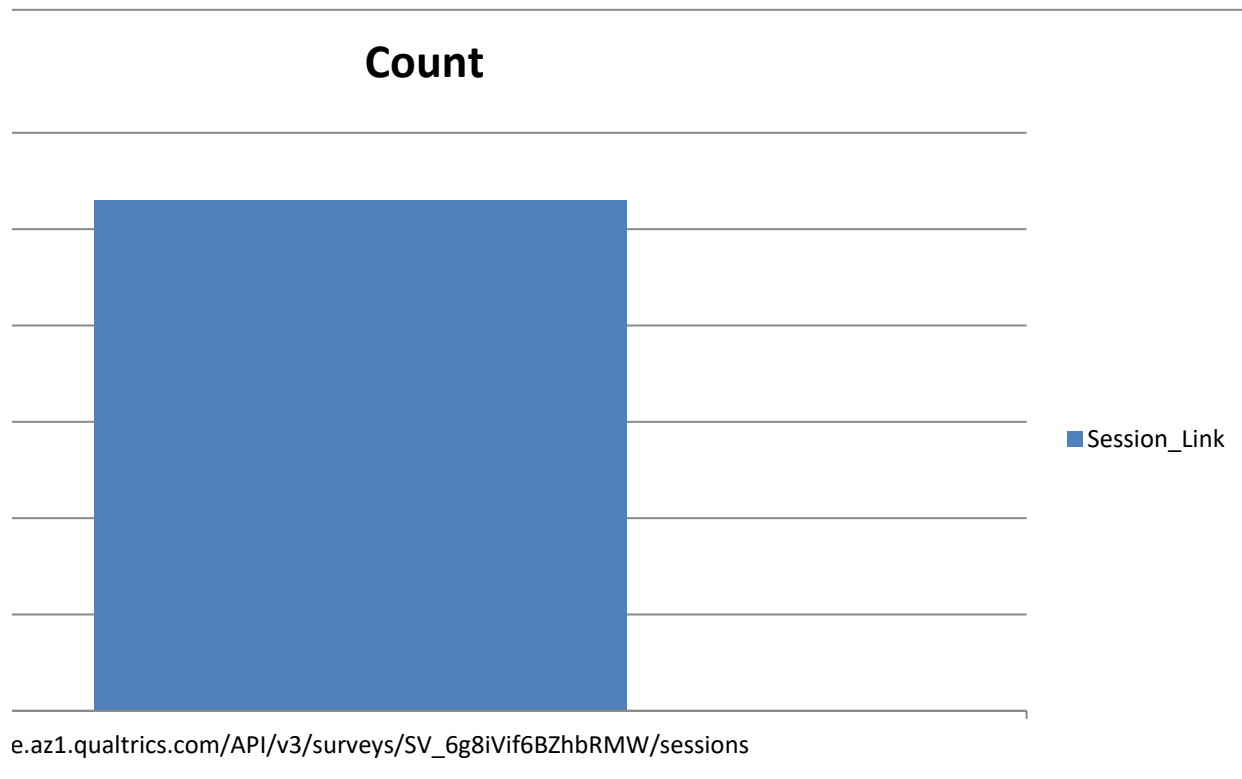
Select a chart and choose "Clustered Column", "100% Stacked Column", or "Pie" chart in Powerpoint or To create a correct "100% Stacked Column" chart, choose the chart then click "Switch Row/Column" (PC

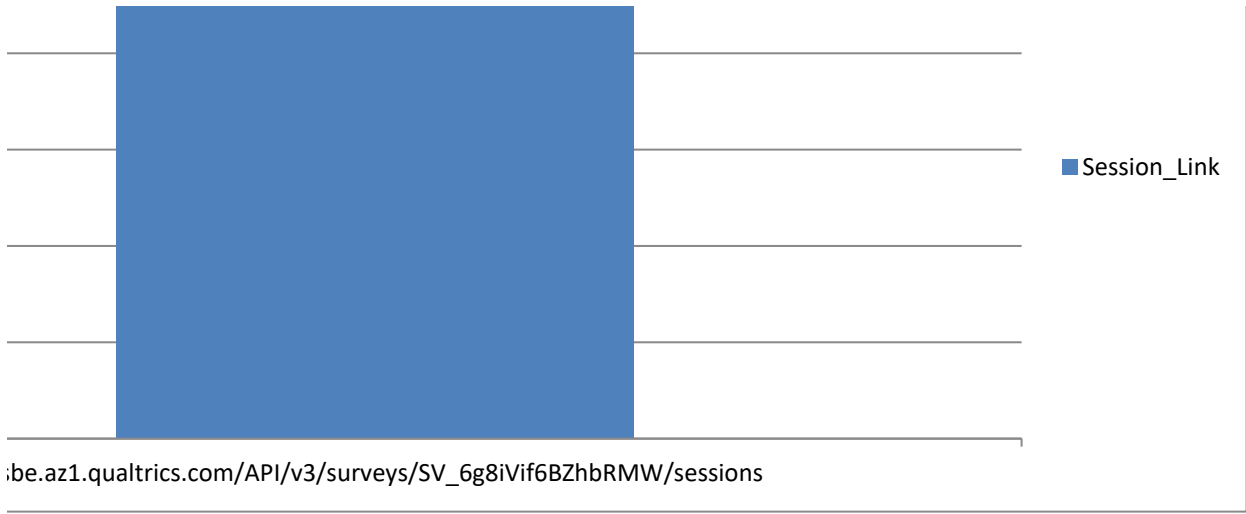
Count	Session_Lir	Percent	Session_Link
106	usbe.az1.qi	100.0%	usbe.az1.qi





· Excel, to change the chart type.
C) or "Switch Plot" (Mac) in the chart tools





Summary of XAPITOKEN

Categorical Summary



Sample Size Number of Distinct Categories


106 of 106 1

XAPITOKEN Count	Percent of	Confidence Interval (Percent of Data)
uvXoeseaY, 106	100.0%	96.5% to 100.0%


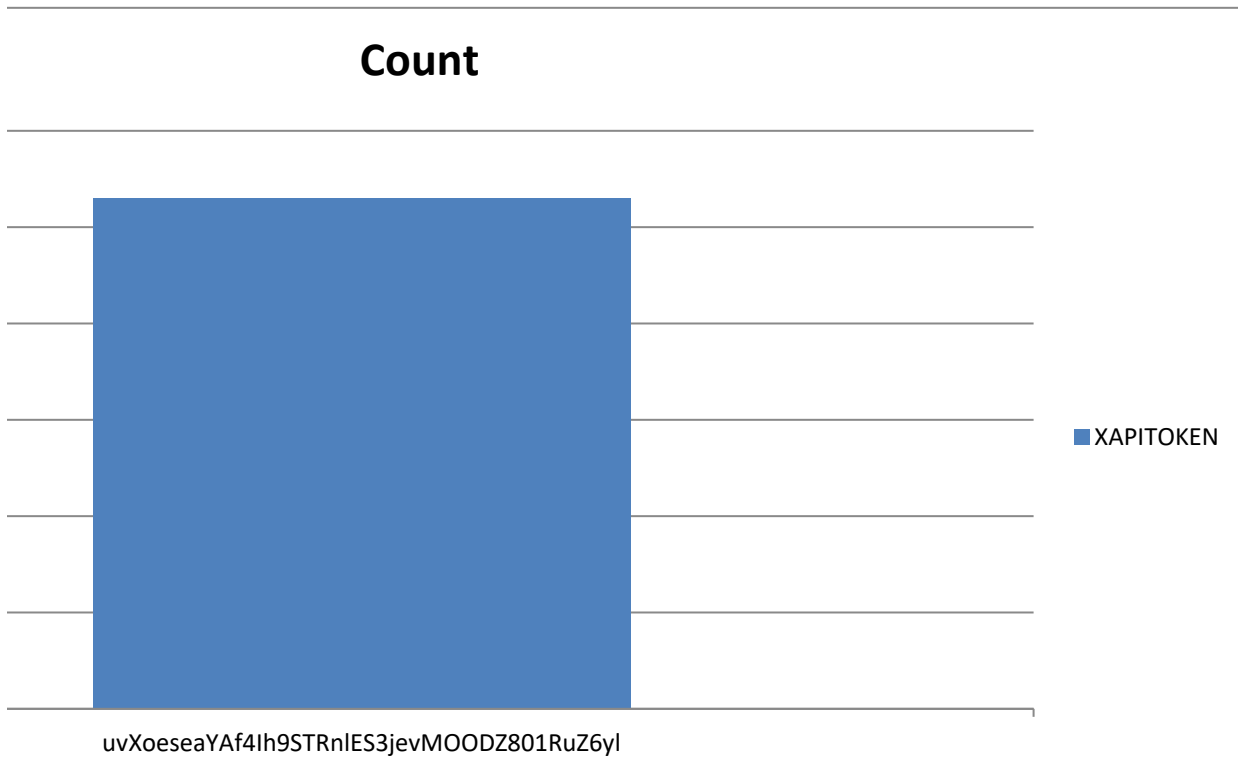
Select a chart and choose "Clustered Column", "100% Stacked Column", or "Pie" chart in Powerpoint or To create a correct "100% Stacked Column" chart, choose the chart then click "Switch Row/Column" (PC

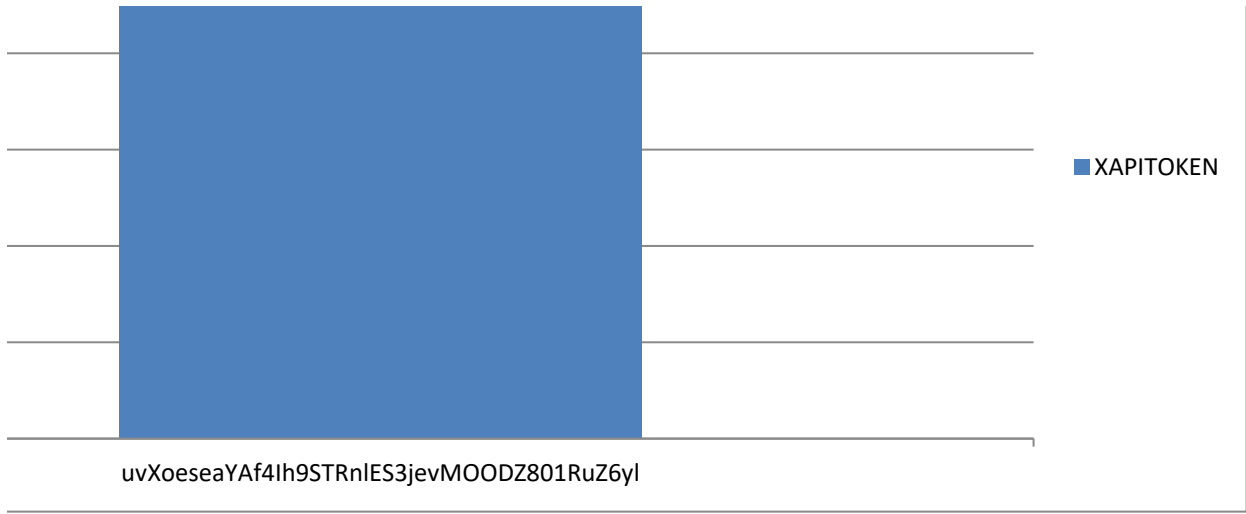
Count	XAPITOKEN	Percent	XAPITOKEN
uvXoeseaY,	106	uvXoeseaY,	100.0%





· Excel, to change the chart type.
C) or "Switch Plot" (Mac) in the chart tools





Summary of REQUEST_ID

Categorical Summary

Sample Size Number of Distinct Categories

106 of 106 106

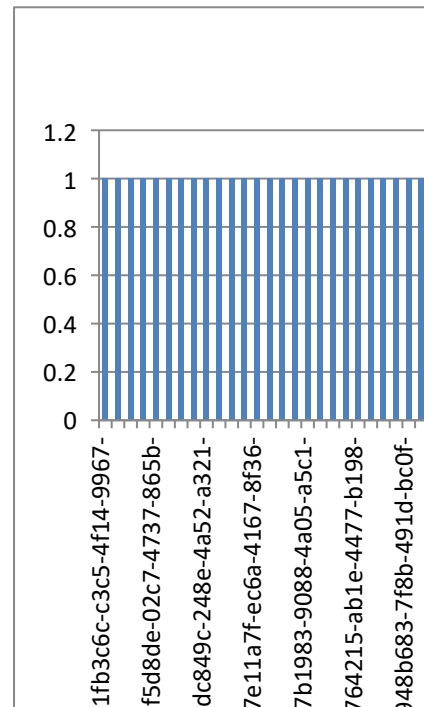
REQUEST_ID	Count	Percent of	Confidence Interval (Percent of Data)
01fb3c6c-c	1	0.9%	0.2% to 5.2%
04575072-i	1	0.9%	0.2% to 5.2%
04b1014d-i	1	0.9%	0.2% to 5.2%
07cae74a-f	1	0.9%	0.2% to 5.2%
07f5d8de-C	1	0.9%	0.2% to 5.2%
099ec05d-f	1	0.9%	0.2% to 5.2%
0b4d18f5-5	1	0.9%	0.2% to 5.2%
0eb47c0f-b	1	0.9%	0.2% to 5.2%
11dc849c-2	1	0.9%	0.2% to 5.2%
1321e9d5-i	1	0.9%	0.2% to 5.2%
13d4f675-f	1	0.9%	0.2% to 5.2%
167e4f4b-f	1	0.9%	0.2% to 5.2%
17e11a7f-e	1	0.9%	0.2% to 5.2%
1971ce85-3	1	0.9%	0.2% to 5.2%
1a0c1a84-5	1	0.9%	0.2% to 5.2%
1a33c73b-c	1	0.9%	0.2% to 5.2%
1f7b1983-9	1	0.9%	0.2% to 5.2%
205cc46f-3	1	0.9%	0.2% to 5.2%
217beb02-i	1	0.9%	0.2% to 5.2%
23c7504e-l	1	0.9%	0.2% to 5.2%
26764215-i	1	0.9%	0.2% to 5.2%
27c7b653-i	1	0.9%	0.2% to 5.2%
2b08b24e-i	1	0.9%	0.2% to 5.2%
357ae499-c	1	0.9%	0.2% to 5.2%
3948b683-i	1	0.9%	0.2% to 5.2%
3a818957-c	1	0.9%	0.2% to 5.2%
3da74114-i	1	0.9%	0.2% to 5.2%
4370d962-i	1	0.9%	0.2% to 5.2%
4396dcaf-e	1	0.9%	0.2% to 5.2%
4455b7a4-i	1	0.9%	0.2% to 5.2%
44b26bb9-i	1	0.9%	0.2% to 5.2%
453f154c-d	1	0.9%	0.2% to 5.2%
45926a63-c	1	0.9%	0.2% to 5.2%
461905d7-i	1	0.9%	0.2% to 5.2%
467076ab-i	1	0.9%	0.2% to 5.2%
46d7c5d0-l	1	0.9%	0.2% to 5.2%
47ea825d-i	1	0.9%	0.2% to 5.2%
48d14257-l	1	0.9%	0.2% to 5.2%

493387c5-f	1	0.9%	0.2% to 5.2%
4a9fddff-78	1	0.9%	0.2% to 5.2%
51b87829-	1	0.9%	0.2% to 5.2%
5270fded-9	1	0.9%	0.2% to 5.2%
542135d8-i	1	0.9%	0.2% to 5.2%
54ad64bb-i	1	0.9%	0.2% to 5.2%
58f56e73-9	1	0.9%	0.2% to 5.2%
60c2ea12-k	1	0.9%	0.2% to 5.2%
628377ee-:	1	0.9%	0.2% to 5.2%
6b01ff34-8	1	0.9%	0.2% to 5.2%
7394f3e9-€	1	0.9%	0.2% to 5.2%
73dac30f-9	1	0.9%	0.2% to 5.2%
7610613a-l	1	0.9%	0.2% to 5.2%
7643f88f-a	1	0.9%	0.2% to 5.2%
788603bc-l	1	0.9%	0.2% to 5.2%
7912d893-i	1	0.9%	0.2% to 5.2%
79f3697d-8	1	0.9%	0.2% to 5.2%
7a627419-i	1	0.9%	0.2% to 5.2%
8aaa5414-:	1	0.9%	0.2% to 5.2%
8d44c778-t	1	0.9%	0.2% to 5.2%
91a336cc-f	1	0.9%	0.2% to 5.2%
951d0d04-:	1	0.9%	0.2% to 5.2%
969e6100-l	1	0.9%	0.2% to 5.2%
a11c7260-8	1	0.9%	0.2% to 5.2%
a2ffdc2e-1	1	0.9%	0.2% to 5.2%
a5b11dc6-c	1	0.9%	0.2% to 5.2%
a6d02939-	1	0.9%	0.2% to 5.2%
ac0dd167-4	1	0.9%	0.2% to 5.2%
ad2c6a5a-æ	1	0.9%	0.2% to 5.2%
aedf0cac-a	1	0.9%	0.2% to 5.2%
b0bc26e7-c	1	0.9%	0.2% to 5.2%
b9606dfc-e	1	0.9%	0.2% to 5.2%
b978fb8d-8	1	0.9%	0.2% to 5.2%
bde3b184-i	1	0.9%	0.2% to 5.2%
bee2c978-t	1	0.9%	0.2% to 5.2%
bf1057ef-5	1	0.9%	0.2% to 5.2%
c143be2a-€	1	0.9%	0.2% to 5.2%
c3bfd9c0-b	1	0.9%	0.2% to 5.2%
c67ba435-æ	1	0.9%	0.2% to 5.2%
c88720ea-t	1	0.9%	0.2% to 5.2%
c9a7f574-a	1	0.9%	0.2% to 5.2%
caa7677a-7	1	0.9%	0.2% to 5.2%
cc94b5e5-€	1	0.9%	0.2% to 5.2%
cd2243b4-!	1	0.9%	0.2% to 5.2%
cf503ab1-3	1	0.9%	0.2% to 5.2%
d07bc305-l	1	0.9%	0.2% to 5.2%
d0c71506-€	1	0.9%	0.2% to 5.2%

d4b5cbb1-i	1	0.9%	0.2% to 5.2%
d809ec3a-f	1	0.9%	0.2% to 5.2%
d8237dd7-i	1	0.9%	0.2% to 5.2%
db7c32e2-c	1	0.9%	0.2% to 5.2%
dbdde403-	1	0.9%	0.2% to 5.2%
e138bfa2-1	1	0.9%	0.2% to 5.2%
e74e550c-4	1	0.9%	0.2% to 5.2%
e774e6ba-l	1	0.9%	0.2% to 5.2%
e88bf976-c	1	0.9%	0.2% to 5.2%
ebca3c5d-f	1	0.9%	0.2% to 5.2%
eebe4789-i	1	0.9%	0.2% to 5.2%
f21c5ab9-d	1	0.9%	0.2% to 5.2%
f52cfd6-0c	1	0.9%	0.2% to 5.2%
f681eaa0-4	1	0.9%	0.2% to 5.2%
f80eab4b-9	1	0.9%	0.2% to 5.2%
f8621f33-8	1	0.9%	0.2% to 5.2%
fad3b903-f	1	0.9%	0.2% to 5.2%
fe1d3e10-1	1	0.9%	0.2% to 5.2%
ff53d6b5-5	1	0.9%	0.2% to 5.2%
ff579704-8	1	0.9%	0.2% to 5.2%
ff60be40-e	1	0.9%	0.2% to 5.2%

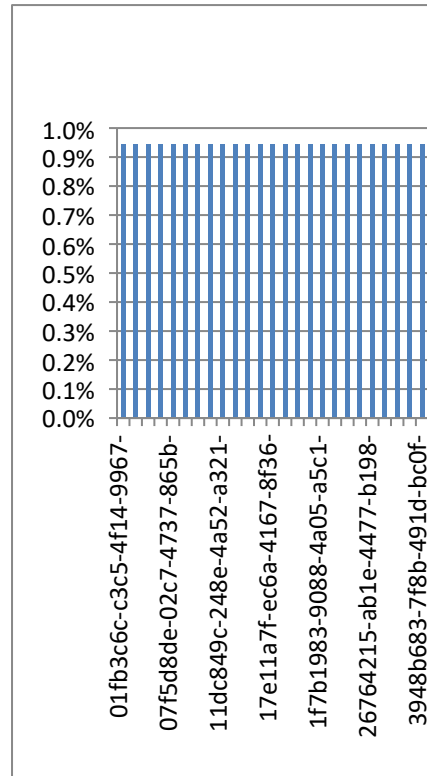
Select a chart and choose "Clustered Column", "100% Stacked Column", or "Pie" chart in Powerpoint or To create a correct "100% Stacked Column" chart, choose the chart then click "Switch Row/Column" (PC

Count	REQUEST_I	Percent	REQUEST_ID
1	01fb3c6c-c	0.9%	01fb3c6c-c
1	04575072-i	0.9%	04575072-i
1	04b1014d-i	0.9%	04b1014d-i
1	07cae74a-f	0.9%	07cae74a-f
1	07f5d8de-C	0.9%	07f5d8de-C
1	099ec05d-f	0.9%	099ec05d-f
1	0b4d18f5-5	0.9%	0b4d18f5-5
1	0eb47c0f-b	0.9%	0eb47c0f-b
1	11dc849c-2	0.9%	11dc849c-2
1	1321e9d5-i	0.9%	1321e9d5-i
1	13d4f675-f	0.9%	13d4f675-f
1	167e4f4b-f	0.9%	167e4f4b-f
1	17e11a7f-e	0.9%	17e11a7f-e
1	1971ce85-i	0.9%	1971ce85-i
1	1a0c1a84-9	0.9%	1a0c1a84-9
1	1a33c73b-c	0.9%	1a33c73b-c
1	1f7b1983-9	0.9%	1f7b1983-9
1	205cc46f-3	0.9%	205cc46f-3



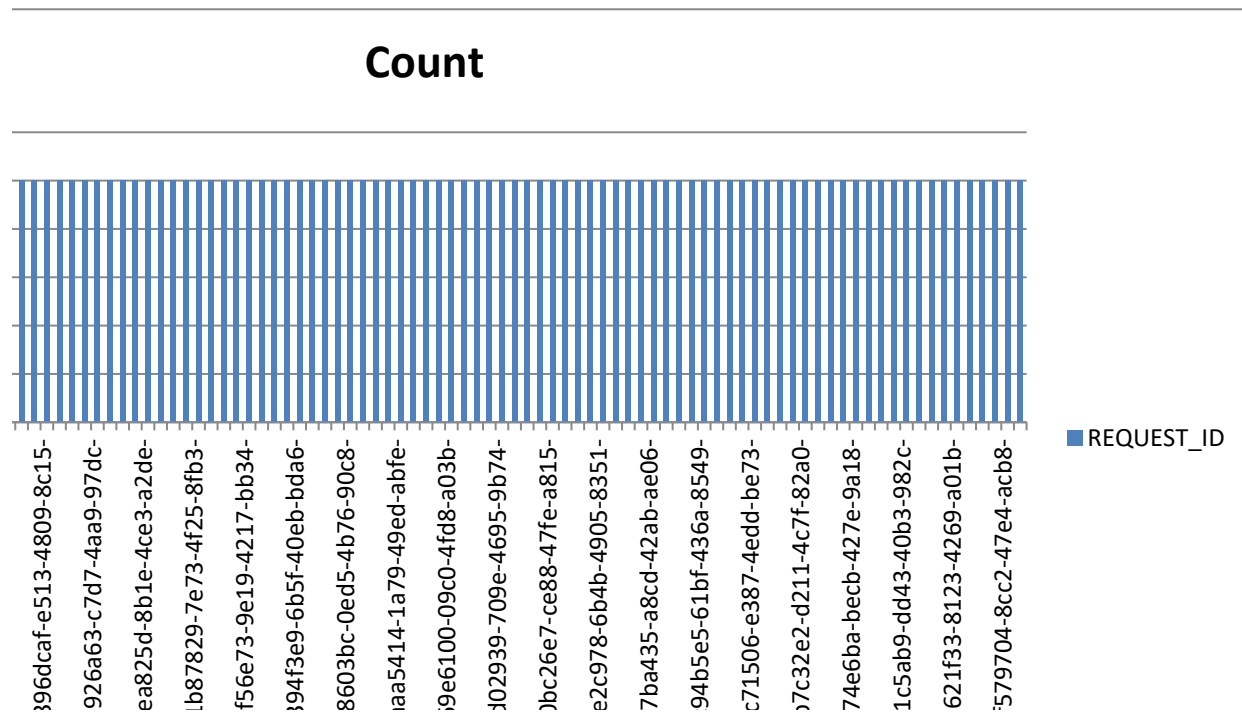
217beb02-	1	217beb02-	0.9%
23c7504e-t	1	23c7504e-t	0.9%
26764215-i	1	26764215-i	0.9%
27c7b653-	1	27c7b653-	0.9%
2b08b24e-i	1	2b08b24e-i	0.9%
357ae499-t	1	357ae499-t	0.9%
3948b683-	1	3948b683-	0.9%
3a818957-t	1	3a818957-t	0.9%
3da74114-	1	3da74114-	0.9%
4370d962-i	1	4370d962-i	0.9%
4396dcaf-e	1	4396dcaf-e	0.9%
4455b7a4-t	1	4455b7a4-t	0.9%
44b26bb9-i	1	44b26bb9-i	0.9%
453f154c-d	1	453f154c-d	0.9%
45926a63-t	1	45926a63-t	0.9%
461905d7-i	1	461905d7-i	0.9%
467076ab-	1	467076ab-	0.9%
46d7c5d0-l	1	46d7c5d0-l	0.9%
47ea825d-i	1	47ea825d-i	0.9%
48d14257-l	1	48d14257-l	0.9%
493387c5-f	1	493387c5-f	0.9%
4a9fddff-7	1	4a9fddff-7	0.9%
51b87829-	1	51b87829-	0.9%
5270fded-9	1	5270fded-9	0.9%
542135d8-i	1	542135d8-i	0.9%
54ad64bb-i	1	54ad64bb-i	0.9%
58f56e73-9	1	58f56e73-9	0.9%
60c2ea12-t	1	60c2ea12-t	0.9%
628377ee-	1	628377ee-	0.9%
6b01ff34-8	1	6b01ff34-8	0.9%
7394f3e9-6	1	7394f3e9-6	0.9%
73dac30f-9	1	73dac30f-9	0.9%
7610613a-l	1	7610613a-l	0.9%
7643f88f-a	1	7643f88f-a	0.9%
788603bc-(1	788603bc-(0.9%
7912d893-i	1	7912d893-i	0.9%
79f3697d-8	1	79f3697d-8	0.9%
7a627419-i	1	7a627419-i	0.9%
8aaa5414-	1	8aaa5414-	0.9%
8d44c778-t	1	8d44c778-t	0.9%
91a336cc-f	1	91a336cc-f	0.9%
951d0d04-	1	951d0d04-	0.9%
969e6100-t	1	969e6100-t	0.9%
a11c7260-8	1	a11c7260-8	0.9%
a2ffdc2e-1	1	a2ffdc2e-1	0.9%
a5b11dc6-t	1	a5b11dc6-t	0.9%
a6d02939-	1	a6d02939-	0.9%

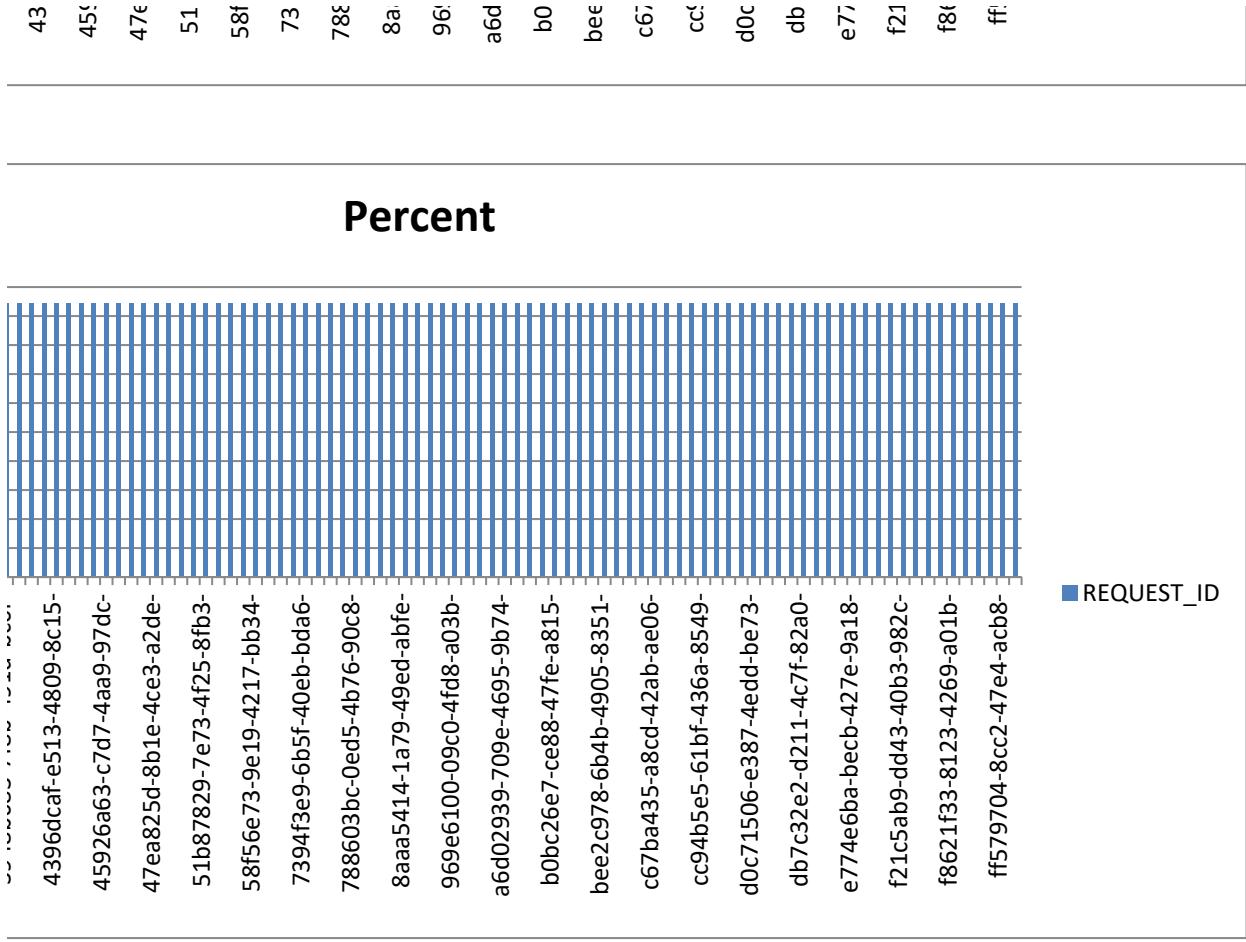
0:
071
111
17
1f,
267
39



ac0dd167-4	1	ac0dd167-4	0.9%
ad2c6a5a-2	1	ad2c6a5a-2	0.9%
aedf0cac-a	1	aedf0cac-a	0.9%
b0bc26e7-c	1	b0bc26e7-c	0.9%
b9606dfc-e	1	b9606dfc-e	0.9%
b978fb8d-8	1	b978fb8d-8	0.9%
bde3b184-i	1	bde3b184-i	0.9%
bee2c978-f	1	bee2c978-f	0.9%
bf1057ef-5	1	bf1057ef-5	0.9%
c143be2a-e	1	c143be2a-e	0.9%
c3bfd9c0-b	1	c3bfd9c0-b	0.9%
c67ba435-2	1	c67ba435-2	0.9%
c88720ea-f	1	c88720ea-f	0.9%
c9a7f574-a	1	c9a7f574-a	0.9%
caa7677a-7	1	caa7677a-7	0.9%
cc94b5e5-f	1	cc94b5e5-f	0.9%
cd2243b4-f	1	cd2243b4-f	0.9%
cf503ab1-3	1	cf503ab1-3	0.9%
d07bc305-l	1	d07bc305-l	0.9%
d0c71506-e	1	d0c71506-e	0.9%
d4b5cbb1-i	1	d4b5cbb1-i	0.9%
d809ec3a-f	1	d809ec3a-f	0.9%
d8237dd7-i	1	d8237dd7-i	0.9%
db7c32e2-c	1	db7c32e2-c	0.9%
dbdde403-	1	dbdde403-	0.9%
e138bfa2-1	1	e138bfa2-1	0.9%
e74e550c-4	1	e74e550c-4	0.9%
e774e6ba-l	1	e774e6ba-l	0.9%
e88bf976-c	1	e88bf976-c	0.9%
ebca3c5d-f	1	ebca3c5d-f	0.9%
eebe4789-i	1	eebe4789-i	0.9%
f21c5ab9-d	1	f21c5ab9-d	0.9%
f52cfd6-0c	1	f52cfd6-0c	0.9%
f681eaa0-4	1	f681eaa0-4	0.9%
f80eab4b-9	1	f80eab4b-9	0.9%
f8621f33-8	1	f8621f33-8	0.9%
fad3b903-f	1	fad3b903-f	0.9%
fe1d3e10-1	1	fe1d3e10-1	0.9%
ff53d6b5-5	1	ff53d6b5-5	0.9%
ff579704-8	1	ff579704-8	0.9%
ff60be40-e	1	ff60be40-e	0.9%

· Excel, to change the chart type.
C) or "Switch Plot" (Mac) in the chart tools





43

45

47

51

58

73

78

8a

96

a6

b0

be

c6

cc

d0

db

e7

f2

f8

ff

Percent

■ REQUEST_ID

Summary of HTTP_STATUS

Categorical Summary

Sample Size Number of Distinct Categories



106 of 106 1


HTTP_STAT Count Percent of Confidence Interval (Percent of Data)

201 - Creat 106 100.0% 96.5% to 100.0%

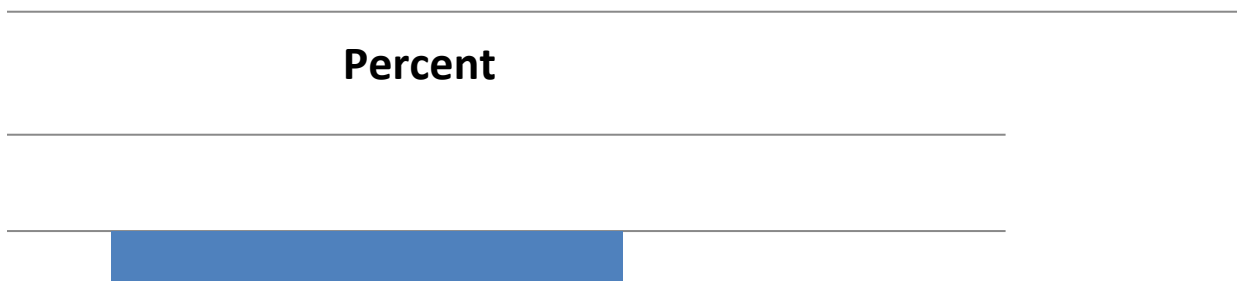
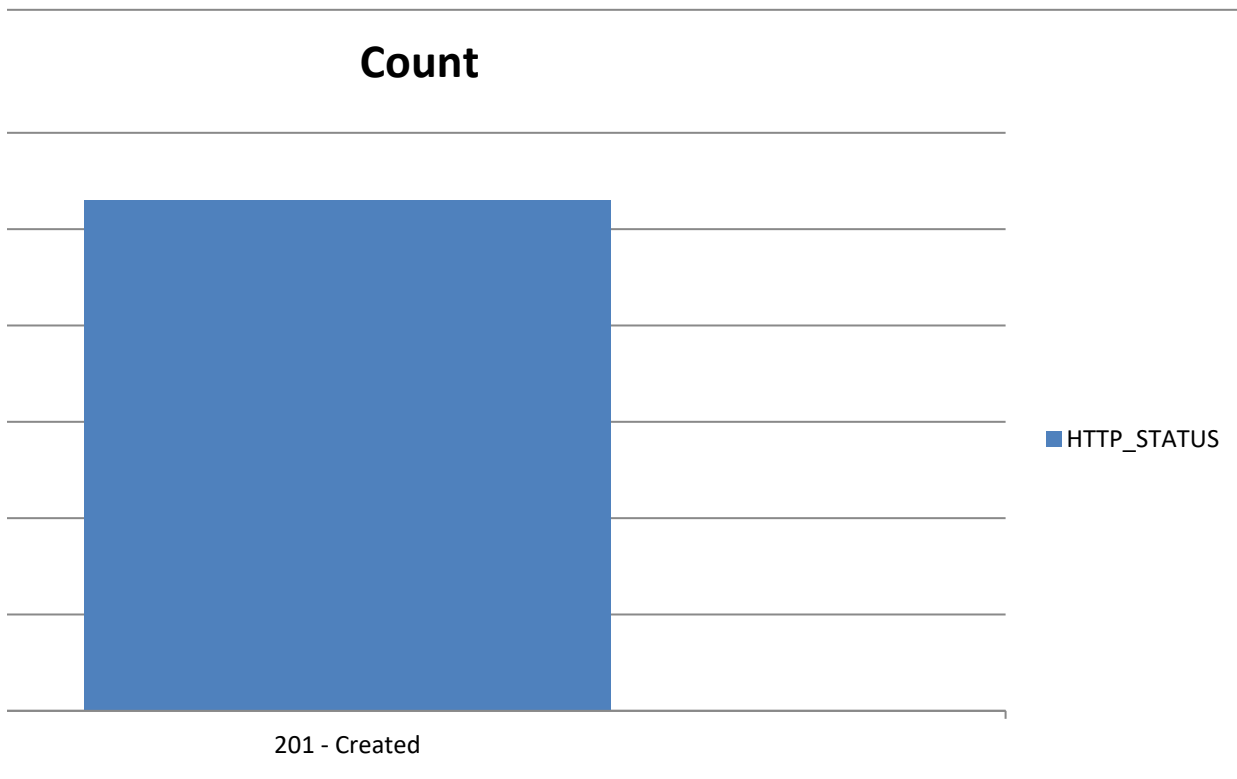
Select a chart and choose "Clustered Column", "100% Stacked Column", or "Pie" chart in Powerpoint or To create a correct "100% Stacked Column" chart, choose the chart then click "Switch Row/Column" (PC

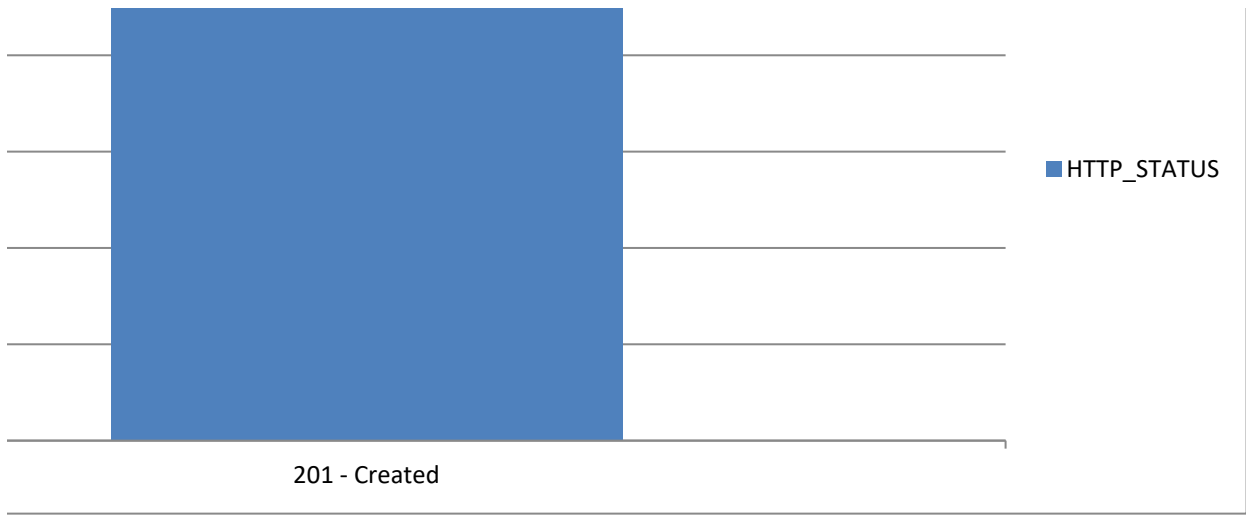
Count	HTTP_STAT	Percent	HTTP_STATUS
106	201 - Creat	100.0%	201 - Creat





· Excel, to change the chart type.
C) or "Switch Plot" (Mac) in the chart tools





Summary of SESSION_ID

Categorical Summary

Sample Size Number of Distinct Categories

106 of 106 106

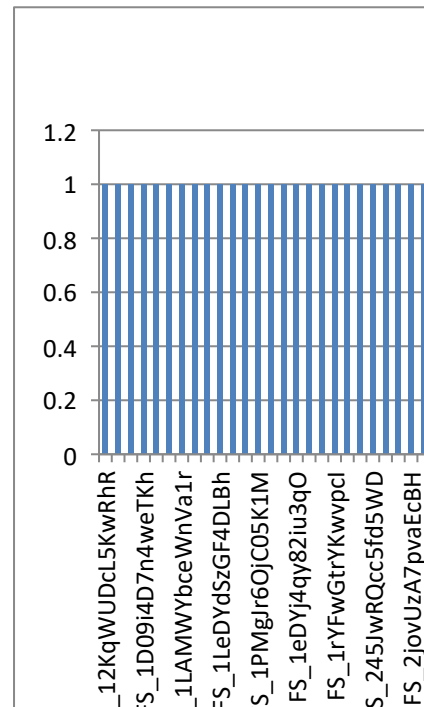
SESSION_ID	Count	Percent of	Confidence Interval (Percent of Data)
FS_12KqWl	1	0.9%	0.2% to 5.2%
FS_14Kqa2	1	0.9%	0.2% to 5.2%
FS_1BfZOL	1	0.9%	0.2% to 5.2%
FS_1D09i4l	1	0.9%	0.2% to 5.2%
FS_1D0dW	1	0.9%	0.2% to 5.2%
FS_1lzWosl	1	0.9%	0.2% to 5.2%
FS_1LAMW	1	0.9%	0.2% to 5.2%
FS_1LDiBo4	1	0.9%	0.2% to 5.2%
FS_1LO1hy	1	0.9%	0.2% to 5.2%
FS_1LeDYd	1	0.9%	0.2% to 5.2%
FS_1MPrgll	1	0.9%	0.2% to 5.2%
FS_1PAvH1	1	0.9%	0.2% to 5.2%
FS_1PMgJr	1	0.9%	0.2% to 5.2%
FS_1TF7GT	1	0.9%	0.2% to 5.2%
FS_1U0fD6	1	0.9%	0.2% to 5.2%
FS_1eDYj4c	1	0.9%	0.2% to 5.2%
FS_1iYBV7f	1	0.9%	0.2% to 5.2%
FS_1niTkQg	1	0.9%	0.2% to 5.2%
FS_1rYFwG	1	0.9%	0.2% to 5.2%
FS_1vsQlw:	1	0.9%	0.2% to 5.2%
FS_1xqSnst	1	0.9%	0.2% to 5.2%
FS_245JwR	1	0.9%	0.2% to 5.2%
FS_2YYCcJr	1	0.9%	0.2% to 5.2%
FS_2f44rW	1	0.9%	0.2% to 5.2%
FS_2jovUz/	1	0.9%	0.2% to 5.2%
FS_30mWv	1	0.9%	0.2% to 5.2%
FS_31heXK	1	0.9%	0.2% to 5.2%
FS_35v8wt	1	0.9%	0.2% to 5.2%
FS_36gslpg	1	0.9%	0.2% to 5.2%
FS_39mQxt	1	0.9%	0.2% to 5.2%
FS_3Bm7Hl	1	0.9%	0.2% to 5.2%
FS_3CeSlIE'	1	0.9%	0.2% to 5.2%
FS_3D0sgc'	1	0.9%	0.2% to 5.2%
FS_3DcnCv	1	0.9%	0.2% to 5.2%
FS_3DtYlfp.	1	0.9%	0.2% to 5.2%
FS_3EipSgC	1	0.9%	0.2% to 5.2%
FS_3ISnDvl	1	0.9%	0.2% to 5.2%
FS_3KeCjj7	1	0.9%	0.2% to 5.2%

FS_3NweC:	1	0.9%	0.2% to 5.2%
FS_3RyGHF	1	0.9%	0.2% to 5.2%
FS_3S3xLtd	1	0.9%	0.2% to 5.2%
FS_3SGNCC	1	0.9%	0.2% to 5.2%
FS_3TqKs5l	1	0.9%	0.2% to 5.2%
FS_3V91Cr.	1	0.9%	0.2% to 5.2%
FS_3VCOHY	1	0.9%	0.2% to 5.2%
FS_3ZEarg1	1	0.9%	0.2% to 5.2%
FS_3bUFSG	1	0.9%	0.2% to 5.2%
FS_3chi2Pc	1	0.9%	0.2% to 5.2%
FS_3fldUaL	1	0.9%	0.2% to 5.2%
FS_3iwH3x	1	0.9%	0.2% to 5.2%
FS_3knfeO	1	0.9%	0.2% to 5.2%
FS_3uCK7s:	1	0.9%	0.2% to 5.2%
FS_3vvVGle	1	0.9%	0.2% to 5.2%
FS_3zLVL0r	1	0.9%	0.2% to 5.2%
FS_491hXC	1	0.9%	0.2% to 5.2%
FS_51Z9g6	1	0.9%	0.2% to 5.2%
FS_5FbLoR	1	0.9%	0.2% to 5.2%
FS_5IW1ztl	1	0.9%	0.2% to 5.2%
FS_5KutDIF	1	0.9%	0.2% to 5.2%
FS_5OW8f)	1	0.9%	0.2% to 5.2%
FS_5WJh4C	1	0.9%	0.2% to 5.2%
FS_5fsvKxg	1	0.9%	0.2% to 5.2%
FS_5gArBQ	1	0.9%	0.2% to 5.2%
FS_5hfgmE	1	0.9%	0.2% to 5.2%
FS_5qaDI2f	1	0.9%	0.2% to 5.2%
FS_5scAnZ4	1	0.9%	0.2% to 5.2%
FS_62rnAct	1	0.9%	0.2% to 5.2%
FS_6DcZpb	1	0.9%	0.2% to 5.2%
FS_6FqXh3	1	0.9%	0.2% to 5.2%
FS_6K29Hz	1	0.9%	0.2% to 5.2%
FS_6QrXsSl	1	0.9%	0.2% to 5.2%
FS_6RmU2	1	0.9%	0.2% to 5.2%
FS_6SHpuC	1	0.9%	0.2% to 5.2%
FS_6VASvR	1	0.9%	0.2% to 5.2%
FS_6X1oG3	1	0.9%	0.2% to 5.2%
FS_6eU0CF	1	0.9%	0.2% to 5.2%
FS_6ffvph0	1	0.9%	0.2% to 5.2%
FS_6fhk9zC	1	0.9%	0.2% to 5.2%
FS_6iAqZzt	1	0.9%	0.2% to 5.2%
FS_6iMZqp	1	0.9%	0.2% to 5.2%
FS_6jZGMV	1	0.9%	0.2% to 5.2%
FS_6jiBpdN	1	0.9%	0.2% to 5.2%
FS_6kSsuFs	1	0.9%	0.2% to 5.2%
FS_6xEETr3	1	0.9%	0.2% to 5.2%
FS_6xownC	1	0.9%	0.2% to 5.2%

FS_71B21n	1	0.9%	0.2% to 5.2%
FS_76qZCg	1	0.9%	0.2% to 5.2%
FS_7BXXu0	1	0.9%	0.2% to 5.2%
FS_7JC7kgF	1	0.9%	0.2% to 5.2%
FS_7PTEbC	1	0.9%	0.2% to 5.2%
FS_7QFqVr	1	0.9%	0.2% to 5.2%
FS_7Vpvjm	1	0.9%	0.2% to 5.2%
FS_7VsuPh	1	0.9%	0.2% to 5.2%
FS_7XmsjO	1	0.9%	0.2% to 5.2%
FS_7bUGGi	1	0.9%	0.2% to 5.2%
FS_7dujaXf	1	0.9%	0.2% to 5.2%
FS_7fNxX6t	1	0.9%	0.2% to 5.2%
FS_7fvurNf	1	0.9%	0.2% to 5.2%
FS_7gwnav	1	0.9%	0.2% to 5.2%
FS_7hrIEhL	1	0.9%	0.2% to 5.2%
FS_7mgEUI	1	0.9%	0.2% to 5.2%
FS_7zLXd8f	1	0.9%	0.2% to 5.2%
FS_7zMeer	1	0.9%	0.2% to 5.2%
FS_86GKG4	1	0.9%	0.2% to 5.2%
FS_8exJT6I	1	0.9%	0.2% to 5.2%
FS_9H1Sn1	1	0.9%	0.2% to 5.2%

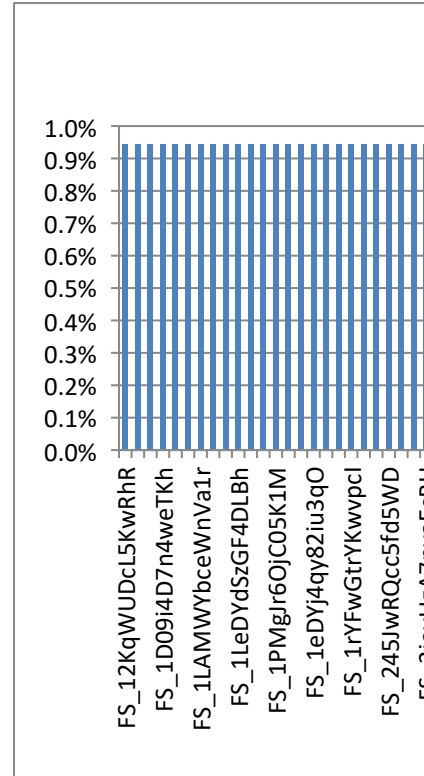
Select a chart and choose "Clustered Column", "100% Stacked Column", or "Pie" chart in Powerpoint or To create a correct "100% Stacked Column" chart, choose the chart then click "Switch Row/Column" (PC

Count	SESSION_ID	Percent	SESSION_ID
FS_12KqWl	1	0.9%	FS_12KqWl
FS_14Kqa2	1	0.9%	FS_14Kqa2
FS_1BfZOL	1	0.9%	FS_1BfZOL
FS_1D09i4I	1	0.9%	FS_1D09i4I
FS_1D0dW	1	0.9%	FS_1D0dW
FS_1lzWosl	1	0.9%	FS_1lzWosl
FS_1LAMW	1	0.9%	FS_1LAMW
FS_1LDiBo4	1	0.9%	FS_1LDiBo4
FS_1LO1hy	1	0.9%	FS_1LO1hy
FS_1LeDYd	1	0.9%	FS_1LeDYd
FS_1MPrgll	1	0.9%	FS_1MPrgll
FS_1PAvH1	1	0.9%	FS_1PAvH1
FS_1PMgJr	1	0.9%	FS_1PMgJr
FS_1TF7GT	1	0.9%	FS_1TF7GT
FS_1U0fD6	1	0.9%	FS_1U0fD6
FS_1eDYj4c	1	0.9%	FS_1eDYj4c
FS_1iYBV7f	1	0.9%	FS_1iYBV7f
FS_1niTkQg	1	0.9%	FS_1niTkQg



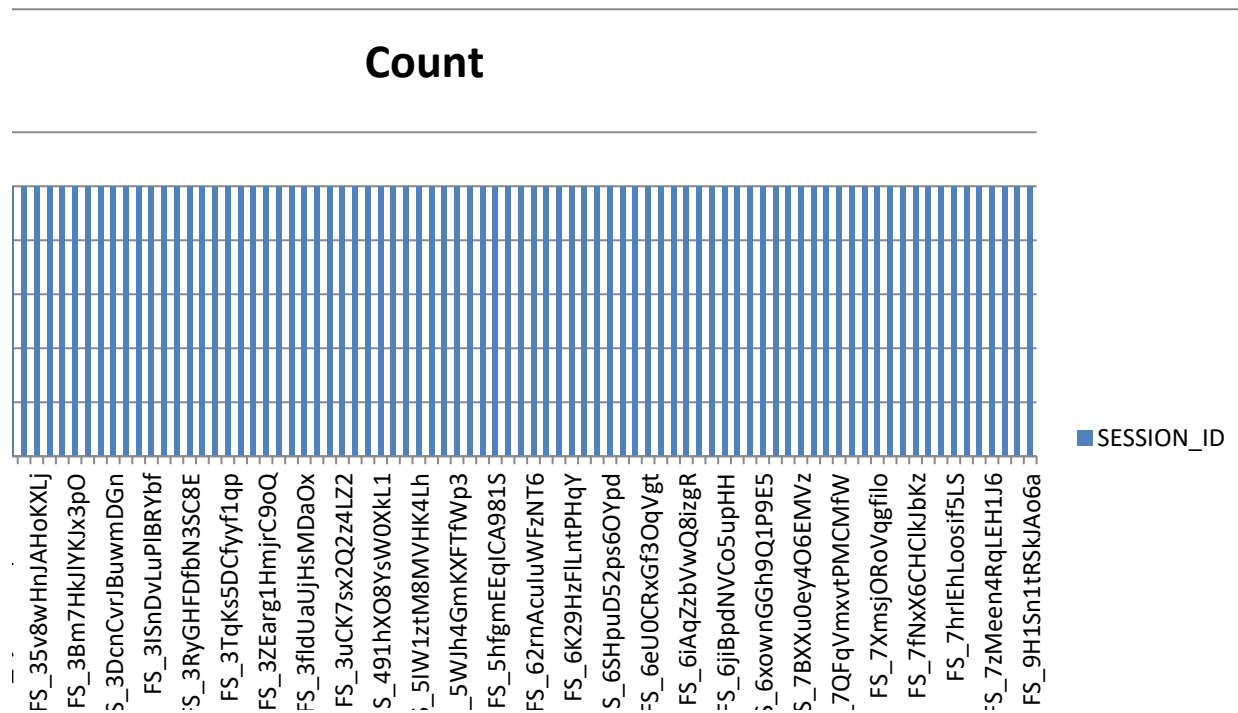
FS_1rYFwG	1	FS_1rYFwG	0.9%
FS_1vsQlw:	1	FS_1vsQlw:	0.9%
FS_1xqSnst	1	FS_1xqSnst	0.9%
FS_245JwR	1	FS_245JwR	0.9%
FS_2YYCcJr	1	FS_2YYCcJr	0.9%
FS_2f44rW	1	FS_2f44rW	0.9%
FS_2jovUz/	1	FS_2jovUz/	0.9%
FS_30mWv	1	FS_30mWv	0.9%
FS_31heXK	1	FS_31heXK	0.9%
FS_35v8w+	1	FS_35v8w+	0.9%
FS_36gslpg	1	FS_36gslpg	0.9%
FS_39mQxi	1	FS_39mQxi	0.9%
FS_3Bm7Hl	1	FS_3Bm7Hl	0.9%
FS_3CeSlIE'	1	FS_3CeSlIE'	0.9%
FS_3D0sgc'	1	FS_3D0sgc'	0.9%
FS_3DcnCv	1	FS_3DcnCv	0.9%
FS_3Dtylfp:	1	FS_3Dtylfp:	0.9%
FS_3EipSgC	1	FS_3EipSgC	0.9%
FS_3ISnDvl	1	FS_3ISnDvl	0.9%
FS_3KeCjj7	1	FS_3KeCjj7	0.9%
FS_3NweC:	1	FS_3NweC:	0.9%
FS_3RyGHF	1	FS_3RyGHF	0.9%
FS_3S3xLtd	1	FS_3S3xLtd	0.9%
FS_3SGNCC	1	FS_3SGNCC	0.9%
FS_3TqKs5l	1	FS_3TqKs5l	0.9%
FS_3V91Cr.	1	FS_3V91Cr.	0.9%
FS_3VC0HY	1	FS_3VC0HY	0.9%
FS_3ZEarg1	1	FS_3ZEarg1	0.9%
FS_3bUFSG	1	FS_3bUFSG	0.9%
FS_3chi2Pc	1	FS_3chi2Pc	0.9%
FS_3fldUaL	1	FS_3fldUaL	0.9%
FS_3iwH3x'	1	FS_3iwH3x'	0.9%
FS_3knfeO'	1	FS_3knfeO'	0.9%
FS_3uCK7s:	1	FS_3uCK7s:	0.9%
FS_3vvVGlē	1	FS_3vvVGlē	0.9%
FS_3zLVL0r	1	FS_3zLVL0r	0.9%
FS_491hXC	1	FS_491hXC	0.9%
FS_51Z9g6'	1	FS_51Z9g6'	0.9%
FS_5FbLoR'	1	FS_5FbLoR'	0.9%
FS_5IW1ztl	1	FS_5IW1ztl	0.9%
FS_5KutDIF	1	FS_5KutDIF	0.9%
FS_5OW8f)	1	FS_5OW8f)	0.9%
FS_5WJh4C	1	FS_5WJh4C	0.9%
FS_5fsvKxg	1	FS_5fsvKxg	0.9%
FS_5gArBQ	1	FS_5gArBQ	0.9%
FS_5hfgmE	1	FS_5hfgmE	0.9%
FS_5qaDI2ē	1	FS_5qaDI2ē	0.9%

FS_ F: FS_ F: F: FS_ |

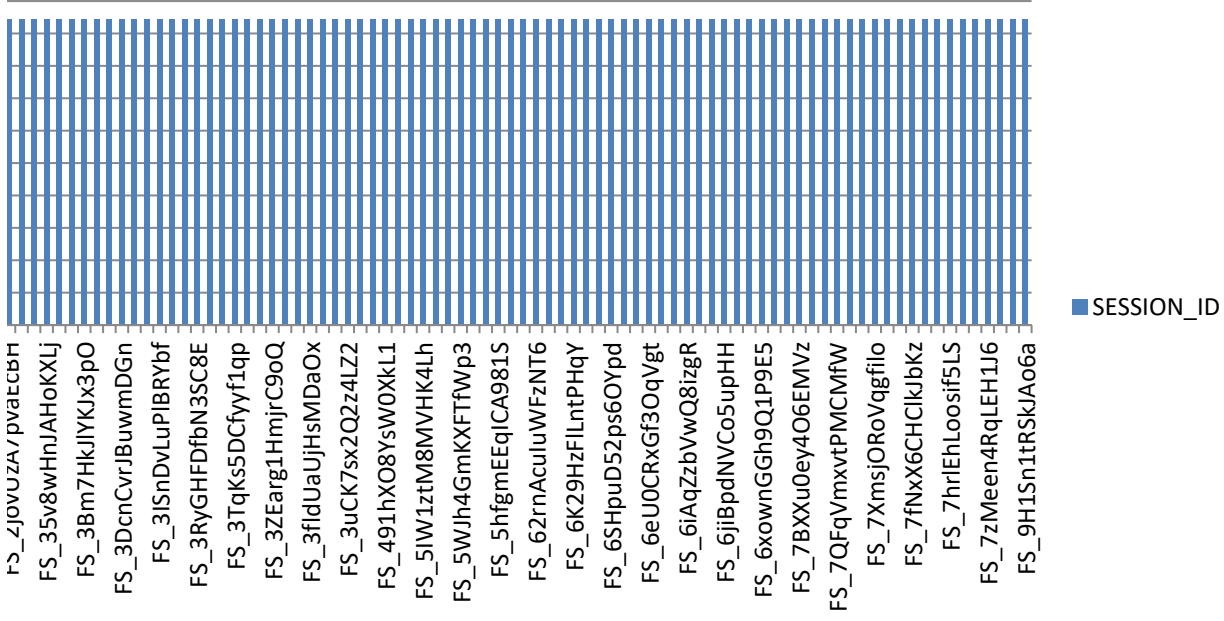


FS_5scAnZ4	1	FS_5scAnZ4	0.9%
FS_62rnAci	1	FS_62rnAci	0.9%
FS_6DcZpb	1	FS_6DcZpb	0.9%
FS_6FqXh3	1	FS_6FqXh3	0.9%
FS_6K29Hz	1	FS_6K29Hz	0.9%
FS_6QrXsSl	1	FS_6QrXsSl	0.9%
FS_6RmU2	1	FS_6RmU2	0.9%
FS_6SHpuC	1	FS_6SHpuC	0.9%
FS_6VASvR	1	FS_6VASvR	0.9%
FS_6X1oG3	1	FS_6X1oG3	0.9%
FS_6eU0CR	1	FS_6eU0CR	0.9%
FS_6ffvph0	1	FS_6ffvph0	0.9%
FS_6fhk9zC	1	FS_6fhk9zC	0.9%
FS_6iAqZzt	1	FS_6iAqZzt	0.9%
FS_6iMZqp	1	FS_6iMZqp	0.9%
FS_6jZGMv	1	FS_6jZGMv	0.9%
FS_6jiBpdN	1	FS_6jiBpdN	0.9%
FS_6kSsuFs	1	FS_6kSsuFs	0.9%
FS_6xEETr3	1	FS_6xEETr3	0.9%
FS_6xownC	1	FS_6xownC	0.9%
FS_71B21n	1	FS_71B21n	0.9%
FS_76qZCg	1	FS_76qZCg	0.9%
FS_7BXXu0	1	FS_7BXXu0	0.9%
FS_7JC7kgF	1	FS_7JC7kgF	0.9%
FS_7PTEbC	1	FS_7PTEbC	0.9%
FS_7QFqVr	1	FS_7QFqVr	0.9%
FS_7Vpvjm	1	FS_7Vpvjm	0.9%
FS_7VsuPh	1	FS_7VsuPh	0.9%
FS_7XmsjO	1	FS_7XmsjO	0.9%
FS_7bUGGi	1	FS_7bUGGi	0.9%
FS_7dujaXF	1	FS_7dujaXF	0.9%
FS_7fNxX6t	1	FS_7fNxX6t	0.9%
FS_7fvurNf	1	FS_7fvurNf	0.9%
FS_7gwnaV	1	FS_7gwnaV	0.9%
FS_7hrIEhL	1	FS_7hrIEhL	0.9%
FS_7mgEUI	1	FS_7mgEUI	0.9%
FS_7zLXd8f	1	FS_7zLXd8f	0.9%
FS_7zMeer	1	FS_7zMeer	0.9%
FS_86GKG4	1	FS_86GKG4	0.9%
FS_8exJT6I	1	FS_8exJT6I	0.9%
FS_9H1Sn1	1	FS_9H1Sn1	0.9%

· Excel, to change the chart type.
 C) or "Switch Plot" (Mac) in the chart tools



Percent



F
I
FS
F
F
F
F
FS
FS
FS
I
F
F
F
F
FS
FS
FS
FS
F

Calendar and Schedule Board Summary Report

Key Points

- **Academic Calendar**
 - 146 student-contact days.
 - High school hours: 8:00 AM – 3:30 PM.
 - Elementary hours: 8:10 AM – 3:20 PM.
- **District-Wide Consistency**
 - All schools share the same start and end times.
 - Each school may rearrange periods within those times for interventions or special programs.
 - Teacher contract hours are the same at every school: 7:30 AM – 4:00 PM.
- **State Instructional-Time Requirement**
 - Utah law requires a minimum of **990 student-instructional hours** per year.
 - The high-school schedule as designed provides **994 hours** of state approved instructional hours.

Key Observation:

- Since we're scheduled at the absolute minimum 990 instructional hours, staff must continue teaching through minor disruptions (e.g., brief power outages). Snow days will be reserved only for truly severe conditions, and any student-contact time lost for any reason must be made up through additional instructional days or extended hours.

Professional Development

- 6 full days:
 - 2 flexible teacher-prep days
 - 4 required PD days
- 8 student-free Fridays, 8:00 AM – 1:00 PM (40 hours total)

Policy: Notification of Changes to Board-Approved Athletic Schedules

Purpose:

To ensure transparency, accountability, and proper planning, this policy requires athletic coaches to notify the superintendent when changes are made to board-approved athletic schedules.

Policy Statement:

All athletic schedules are approved by the Board of Education prior to the start of each sports season. Any subsequent changes to these schedules must be reported to the superintendent in advance of the change taking effect.

Procedure:

1. Notification Requirement

- Any coach requesting a change to a board-approved schedule must submit written notification to the superintendent as soon as the need for a change is known.

2. Required Information

The notification must include the following:

- **Reason for the change.**
- **Proposed make-up date and time**, if applicable.
- **Completed travel request form** for the revised date(s), if additional travel is required.

3. Timeliness

- Notifications should be submitted as early as possible to allow for proper review and communication with stakeholders.

ESTIMATED ITEMIZED 12 Week BUDGET

Utah State Board of Education AFTERSCHOOL School Year 25-26 USU Extension- Garfield County 4-H			Year 2	First 12 Weeks
Salaries:			100%	
Program Director- Callie Ward - Oversee the entire program and grant. Liaison between county extension offices, community, school district, Utah Afterschool Network (UAN), and other stakeholders. Maintain IRB approval and conduct evaluations. Supervise and support Program Assistant I. Manage the budget and purchases, track professional development.			\$10,580.01	\$2,645.00
Year 2	\$10,580.01			
Program Assistant I- Kolbi Frandsen - (100% FTE) Certified Teacher, Manages the site teams, accumulates daily attendance, records food usage, approves staff timesheets, and acts as a liaison between the school district, UAN, and other stakeholders.			\$37,080.00	\$9,270.00
Year 2	\$37,080.00			
Family Service Specialist- Clint Albrecht- Assists parents in developing individualized short-and long-term goals and in accomplishing them. Coordinates family learning center, onsite community classes, and coordinating resources that meeting the needs of intergenerational poverty families, establishing and maintaining cooperative relationships with them.			\$2,319.20	\$579.80
Year 2	\$2,319.20			
Site Coordinators (3)- Site Coordinator runs the daily after school operation, recruits volunteers for the clubs, supervises site staff, creates schedules. Gather and disseminate family resources, collaborate with partnering agencies specific to the site. Panguitch - Shanon Leibbrant Escalante- Sondra Jones Boulder - Zoey Ahlstrom Bryce Valley - TBD			\$50,507.52	\$12,626.88
Year 2	(\$18.79 x 18 hours/week x 42 weeks = \$14,205.24 x 3 staff) (\$18.79 x 10 hours/week/42 weeks= x 1 staff- Boulder)			
4-H Instructors - Assist with the evaluation at each site, run clubs. \$16 per hour			\$80,640.00	\$20,160.00
Year 1-3	(12 hours/week x 42 weeks= x 10 staff)			
Employee Benefits:				
	Program Director - Callie Ward - 45% of salary		\$4,519.62	\$1,129.91
	Program Coordinator- Kolbi Frandsen - 45% of salary		\$15,840.00	\$3,960.00
	Family Service Specialist- Clint Albrecht - 45% of wage		\$1,020.45	\$255.11
	Site Coordinators (3) - 8.3% of wage		\$3,311.28	\$827.82
	4-H Instructors - 8.3% of wage		\$5,160.96	\$1,290.24
Purchased Professional & Tech Services:				
	Mentor Teachers: certified teacher or principal to consult on school alignment		\$3,000.00	\$750.00
	Target Tutoring Stipend (Contracted) \$25 per hour x 3 sites. Intense intervention		\$7,500.00	\$1,875.00
	Background Checks - (\$55 x 15 part-time staff)		\$825.00	\$206.25
Travel:				
	In State Training- USU Extension Faculty and/or staff to attend in state 4-H Positive Youth Development, Utah After School Network trainings. Costs include accommodations, per diem, etc. Trainings will vary depending on specific staff needs.		\$6,000.00	\$1,500.00

ESTIMATED ITEMIZED 12 Week BUDGET

Utah State Board of Education AFTERSCHOOL School Year 25-26 USU Extension- Garfield County 4-H		Year 2	First 12 Weeks
	<p>Mileage Reimbursement- Due to the vast size of Garfield County, it takes approximately one hour to each site from the County Seat of Panguitch. To travel to the Wasatch Front for state training ranges from 3-5 hours depending on site.</p> <p>Travel for Program Director/ Coordinator specific to county travel amongst each site and to coordinate services with other agencies.</p> <p>Travel for Family Life Specialist specific to county travel amongst each site and to coordinate services with other agencies.</p> <p>Travel for county/state training, travel to accumulate supplies and share resources with other sites.</p>	\$3,500.00	\$875.00
Supplies and Materials:			
	<p>4-H Community Club Supplies - consumable materials & supplies needed to run the club and curriculum. Materials needed will vary depending on lesson. Clubs will be running in 6-week increments called sessions. Two enrichment clubs per session, two academic clubs per session, Five sessions per year=20 clubs funds decreasing as we purchase sustainable supplies and materials. While this number is low and decreases, we have reusable materials available from USU Extension, so many clubs will have minimal costs. Photocopies are provided outside of grant funds and can be used as needed.</p> <p align="center">42 clubs =\$50 per club x 3 sites</p>	\$5,000.00	\$1,250.00
Year 1-3	<p>Quarterly Family Engagement Events - To help families develop a sense of community and belonging, our program will offer a Family Night Out taking place four times a year across each site.</p> <p align="center">\$300 per event x quarterly x 3 sites = \$3600</p>	\$3,600.00	\$900.00
Year 2	<p>4-H Enrollment - \$10 enrollment fee per year. Covers accident insurance, background checks for volunteers and data management costs.</p> <p align="center">\$10 per enrollment x 30 youth x 3 sites = \$900</p>	\$900.00	\$225.00
	<p>Food - snacks and/or small meals for youth (\$0.60 per youth (15 average per 3 sites) per day x 42 weeks)</p>	\$3,000.00	\$750.00
Total		\$244,304.04	\$61,076.01
Employee Start Date: 08/18/2025		2 weeks - Prep/ Set Up	
Program Start Date: 09/02/2025		10 weeks - Direct Program	
Evaluation Date: 11/14/2025			
12 Week Budget Period - 08/18/2024 - 11/14/2024			

RISE Assessment Data Summaries

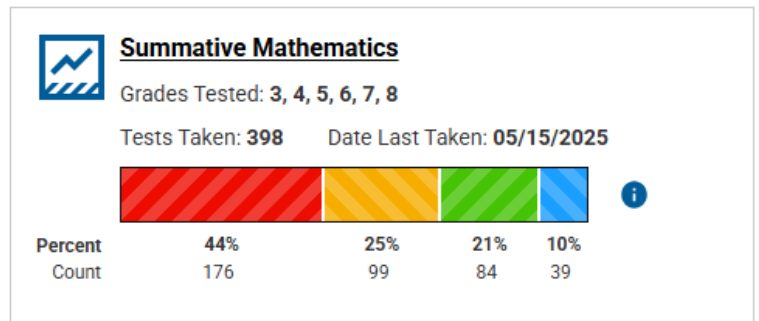
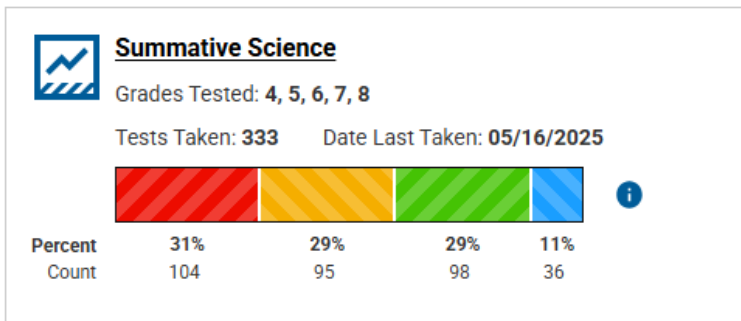
Performance Levels

- 1 - Below Proficient%
- 2 - Approaching Proficient%
- 3 - Proficient%
- 4 - Highly Proficient%

Tests Taken
 "Tests Taken" represents the count of the most recent opportunities taken by students on each test in this test family and for each test reason.

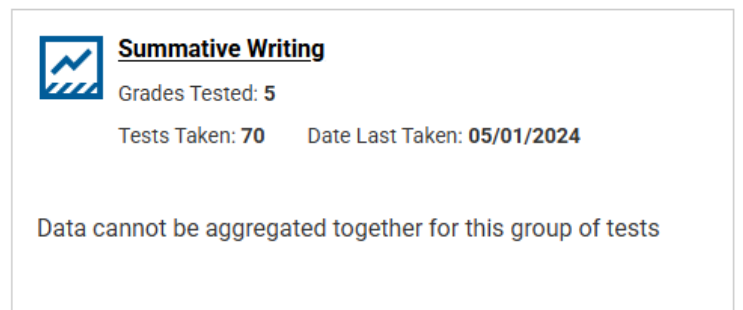
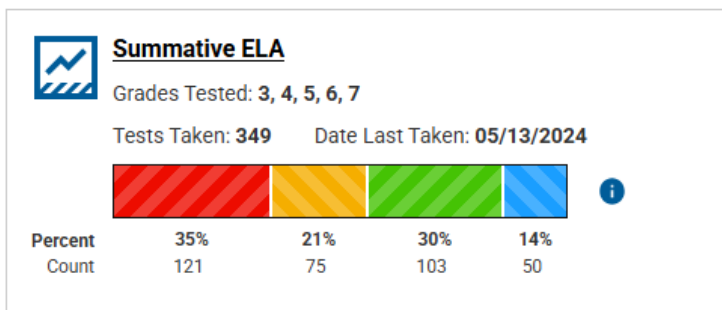
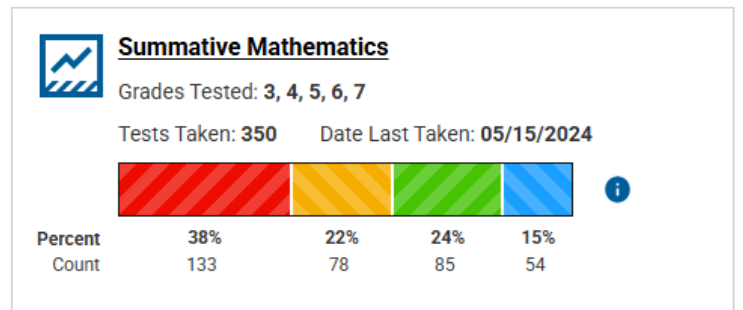
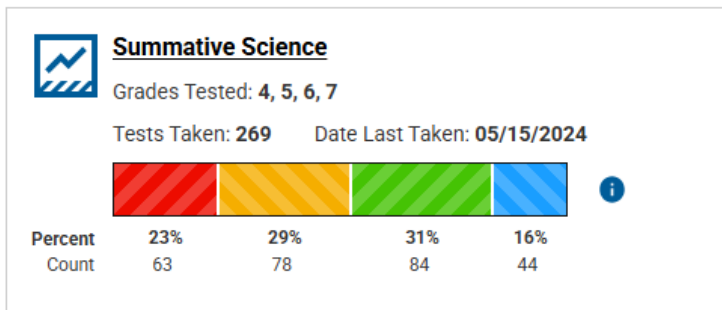
Performance Distribution, By Test Group: GARFIELD DISTRICT, 2024-2025

Filtered By **Test Reasons:** All Test Reasons | **Sorted By:** Date Last Taken



Performance Distribution, By Test Group: GARFIELD DISTRICT, 2023-2024

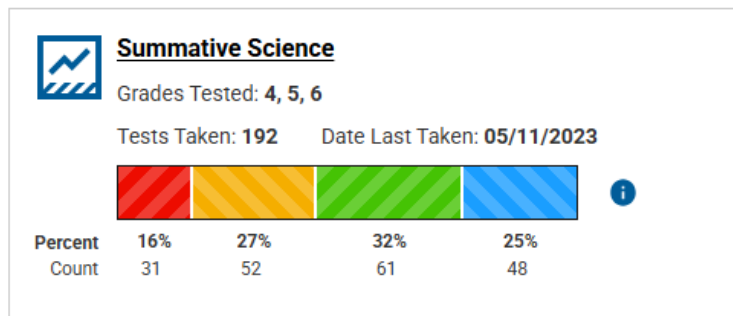
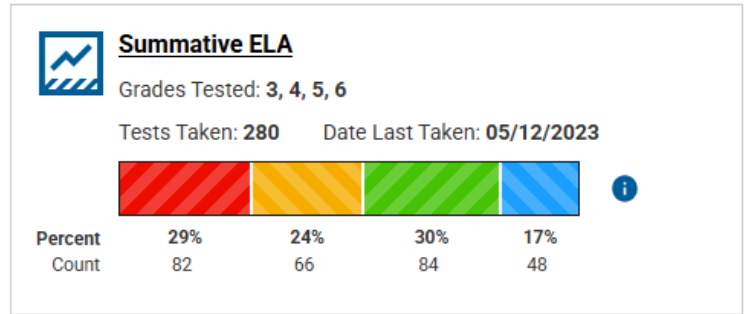
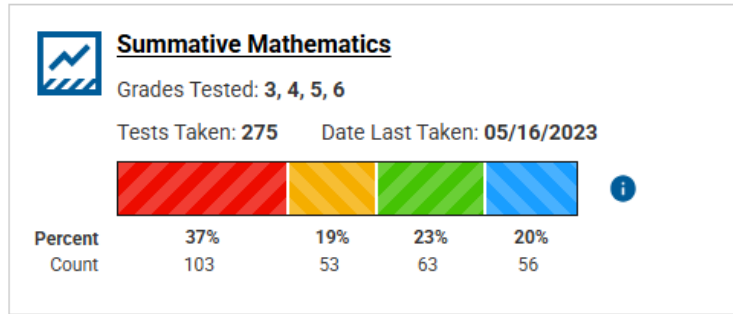
Filtered By **Test Reasons:** All Test Reasons | **Sorted By:** Date Last Taken



RISE Assessment Data Summaries

Performance Distribution, By Test Group: GARFIELD DISTRICT, 2022-2023

Filtered By **Test Reasons:** All Test Reasons | **Sorted By:** Date Last Taken

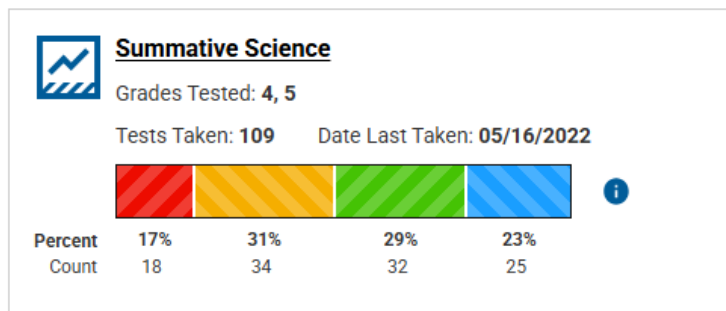
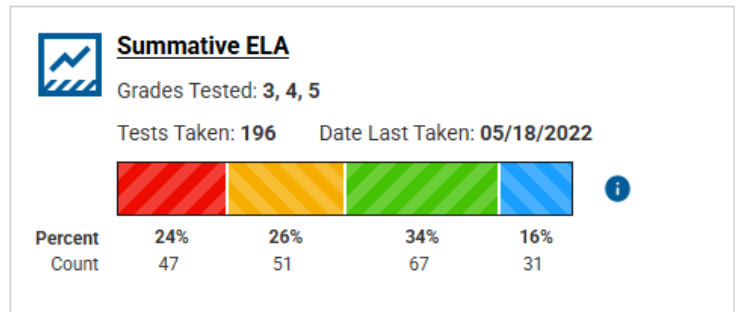
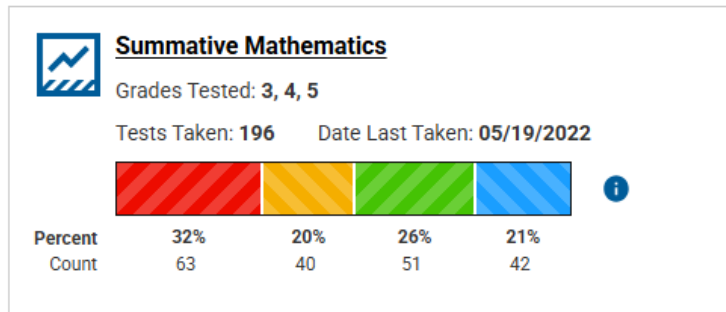


Summative Writing
 Grades Tested: 5
 Tests Taken: 56 Date Last Taken: 05/08/2023

Data cannot be aggregated together for this group of tests

Performance Distribution, By Test Group: GARFIELD DISTRICT, 2021-2022

Filtered By **Test Reasons:** All Test Reasons | **Sorted By:** Date Last Taken



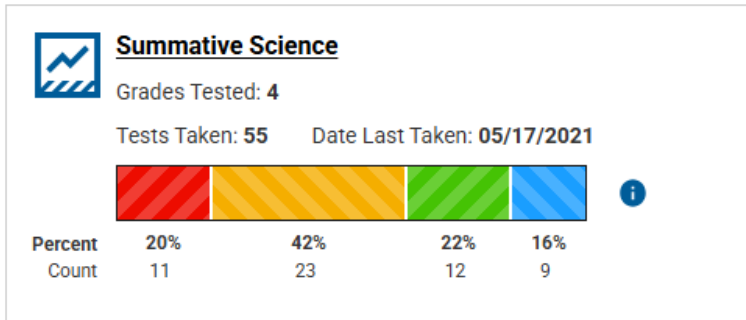
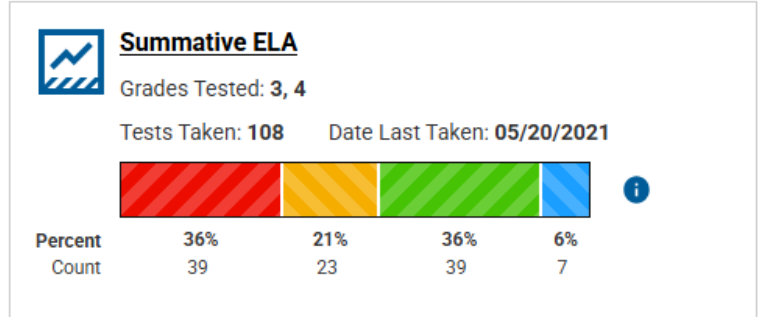
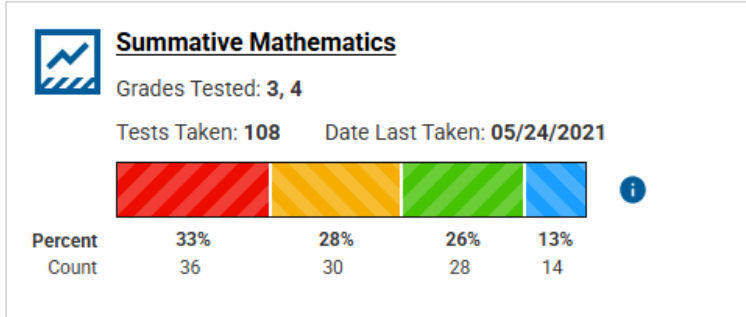
Summative Writing
 Grades Tested: 5
 Tests Taken: 56 Date Last Taken: 05/11/2022

Data cannot be aggregated together for this group of tests

RISE Assessment Data Summaries

Performance Distribution By Test Group: GARFIELD DISTRICT, 2020-2021

Filtered By **Test Reasons:** All Test Reasons | **Sorted By:** Date Last Taken



Garfield County School District Interim Board Meeting

Monday, August 11, 2025 5:00 PM

Garfield School District Office, 145 East Center St., Panguitch, UT 84759

I. Emergency Meeting

II. Welcome

Discussion: The meeting was called to order at 5:00 PM. Board members present included Curtis Barney, Ralph Perkins, Jared Brems, and Myron Cottam. April was not in attendance. Also present were Superintendent John Dodds and Business Administrator Lane Mecham.

III. Board Action Items

III.A. Garfield Online Staffing

Action(s):

To put Superintendent Dodds as the Administrator for the online school and to open a full time teaching position. This motion, made by Curtis Barney and seconded by Myron Cottam, Carried.

Voting Detail:

Curtis Barney: Yea
Jared Brems: Yea
Myron Cottam: Yea
April LeFevre: Absent
Ralph Perkins: Yea

Voting Summary: Yea: 4, Nay: 0, Absent: 1

Discussion: The superintendent discussed some of the background for consideration of the admin and teaching position for Garfield Online. The Board and Superintendent had discussions about the state of the position and their various views on the staffing for the online school. Board President Ralph Perkins asked for any public comment. Sally James made comments about the SPED case load for the online school and having an administrator present for those IEP meetings. Kimberly Blood made comments and supported having a full-time teacher at the school.

IV. Executive Session

IV.A. GCSD Rules for CLOSED MEETINGS

IV.B. Discussion of the character, professional competence, or physical or mental health of an individual.

IV.C. Discussion regarding deployment of security personnel, devices, or systems

IV.D. Strategy to discuss pending or reasonably imminent litigation

IV.E. Strategy sessions to discuss collective bargaining

IV.F. Strategy to discuss the purchase,
exchange or lease of real estate

IV.G. Investigative proceedings regarding
allegations of criminal conduct

Board Secretary



GARFIELD COUNTY SCHOOL DISTRICT

Substitute Teacher Hiring Documentation Form

NAME Ty Johnson HM PHONE () _____
ADDRESS 1070 E Heritage Ln CELL (209) 418-5695
CITY Escalante STATE UT ZIP 84726
EMAIL _____

Identify the days of the week you are available to work. Mark your choices with an "X".

IF YOU ARE AVAILABLE ALL DAYS, CHECK HERE X

(A.M.) MON ___ TUES ___ WED ___ THURS ___ FRI ___

(P.M.) MON ___ TUES ___ WED ___ THURS ___ FRI ___

Please choose the types of locations. Mark your choices with an "X".

SCHOOLS

___ Elementary School
X High/Middle School
___ Both

LOCATION

___ Antimony
___ Boulder
___ Bryce Valley
X Escalante
___ Panguitch

For School Use Only:

- X Substitute training has been provided by the authorized Administrator.
X Candidate has been informed position is contingent upon successful background check and board of education approval.
X Instructions have been given for candidate to schedule a background check and take the following items to complete payroll paperwork: Current Driver's License, SS Card, Voided Check or Saving's Deposit Slip.

Administrator's Signature: _____

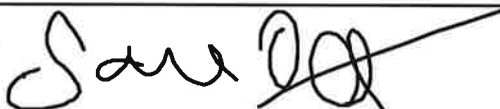
Date: 7/21/25

Garfield County School District
Hiring Documentation

School: Bryce Valley High School

Position: Food Service Worker

Date: 7/31/25

All Applicants	
Name	Name
Florene Sudweeks	
Applicants Interviewed	
Name	Name
Florene Sudweeks	
Screening Committee	
Name	Position
Linda Larson	
Trista Rich	District Employee
Samie Ott	District Employee
Recommendation for position(s): Florene Sudweeks	
Signature of Administrator: 	

Garfield County School District
Hiring Documentation

School: **PES** Position: **Paraprofessionals** Date: **8-4-25**

All Applicants

Name	Name
Jeremiah Crandall	
Chelsea Peacock	
Reese Emma Ganci	

Applicants Interviewed

Name	Name
Jeremiah Crandall	
Chelsea Peacock	
Reese Emma Ganci	

**Interview Committee or
Screening Committee**

Name	Position
Lisa Brennholz	Community Council Member
Yonnie Parkin	District Employee
	District Employee

Recommendation for position(s): **Reese Emma Ganci - Preschool Head teacher**
Chelsea Peacock
Jeremiah Crandall > Paraprofessionals

Signature of Administrator: **Lisa Brennholz**



GARFIELD COUNTY SCHOOL DISTRICT

Substitute Teacher Hiring Documentation Form

APPLICANT MUST SUBMIT A COMPLETED GCSD CLASSIFIED EMPLOYMENT APPLICATION & THIS FORM PRIOR TO SCHEDULING BACKGROUND CHECKS

NAME CARL WOOD HM PHONE 405
ADDRESS 50 E 400 N CELL (435) 572-6555
CITY PANGUITCH STATE UTAH ZIP 84759
EMAIL GEARSAW011@GMAIL.COM

Identify the days of the week you are available to work. Mark your choices with an "X".

IF YOU ARE AVAILABLE ALL DAYS, CHECK HERE

(A.M.) MON ___ TUES ___ WED ___ THURS ___ FRI ___

(P.M.) MON ___ TUES ___ WED ___ THURS ___ FRI ___

Please choose the types of locations. Mark your choices with an "X".

SCHOOLS

LOCATION

___ Elementary School

___ Antimony

High/Middle School

___ Boulder

___ Both

___ Bryce Valley

Custodial Sub ___

___ Escalante

Food Service Sub ___

Panguitch

For School Use Only:

___ Substitute training has been provided by the authorized Administrator.

___ Candidate has been informed position is contingent upon successful background check and board of education approval.

___ Instructions have been given for candidate to schedule a background check and take the following items to complete payroll paperwork: Current Driver's License, SS Card, Voided Check or Saving's Deposit Slip.

Administrator's Signature: Russell M. [Signature] Date: 08/06/2025

Garfield County School District
Hiring Documentation

School: **Escalante Elementary** Position: **Para/Librarian** Date: **08/06/2025**

All Applicants

Name	Name
Doneen Griffin	Kathryn Chamberlain
Brittney Nelson	


Applicants Interviewed

Name	Name
Brittney Nelson	Kathryn Chamberlain

**Interview Committee or
Screening Committee**

Name	Position
Laura Bytheway	Community Council Member
	District Employee
	District Employee
Ryan Bytheway	EES Principal
Eva Durfey	EES Teacher/Instructional Coach
Nicole Griffin	EES Teacher

Recommendation for position(s):
Kathryn Chamberlain

Signature of Administrator: 

Garfield County School District
Hiring Documentation

School: **Escalante Elementary** Position: **1st Grade Teacher** Date: **08/04/2025**

All Applicants

Name	Name
Doneen Griffin	

Applicants Interviewed

Name	Name
Doneen Griffin	

**Interview Committee or
Screening Committee**

Name	Position
	Community Council Member
	District Employee
	District Employee
Ryan Bytheway	EHS Principal
Eva Durfey	EES Teaching Coach

Recommendation for position(s):
Doneen Griffin

Signature of Administrator: 

Garfield County School District
Hiring Documentation

School: **Bryce Valley Elementary** Position: **Para Professional** Date: **5/29/2025**

All Applicants

Name	Name
Taylor Barker	
William Craig Barker	
Emily Rose	
Rachel Howard	

Applicants Interviewed

Name	Name
Taylor Barker	
William Craig Barker	
Emily Rose	

**Interview Committee or
Screening Committee**

Name	Position
Trista Rich	District Employee
Makayla Chamberlain	District Employee
Stephanie Miller	District Employee
Keni Floyd	Teacher
Nathan Platt	Community Member

Recommendation for position(s):
We recommend that Taylor Barker and William Craig Barker be hired as a BVES Para Professional

Signature of Administrator:



**Garfield County School District
Hiring Documentation**

School: Panguitch Elementary Position: Para Computer Teacher Date: 8-7-25

All Applicants

Name	Name
Jane Excell	
Hollie Frandsen	
Sarah Melancon	
Paula Bowers	

Applicants Interviewed

Name	Name
Jane Excell	
Hollie Frandsen	
Sarah Melancon	
Paula Bowers	

**Interview Committee or
Screening Committee**

Name	Position
Lisa Breinholt	Community Council Member
	District Employee
	District Employee

Recommendation for position(s):

Jane Excell - Para
Paula Bowers - Para

Sarah Melancon - Para
Hollie Frandsen - Computer Para

Signature of Administrator: 



GARFIELD COUNTY SCHOOL DISTRICT

Substitute Teacher Hiring Documentation Form

***** APPLICANT MUST SUBMIT A COMPLETED GCSD CLASSIFIED EMPLOYMENT APPLICATION & THIS FORM PRIOR TO SCHEDULING BACKGROUND CHECKS *****

NAME Kezli Floyd HM PHONE () _____

ADDRESS PO Box 252 CELL (465) 6909136

CITY Henrieville STATE VT ZIP 84736

EMAIL kezlif@hotmail.com

Identify the days of the week you are available to work. Mark your choices with an "X".

IF YOU ARE AVAILABLE ALL DAYS, CHECK HERE

(A.M.) MON TUES WED _____ THURS _____ FRI _____

(P.M.) MON _____ TUES _____ WED _____ THURS _____ FRI _____

Please choose the types of locations. Mark your choices with an "X".

SCHOOLS

LOCATION

Elementary School

_____ Antimony

High/Middle School

_____ Boulder

_____ Both

Bryce Valley

Custodial Sub _____

_____ Escalante

Food Service Sub _____

_____ Panguitch

For School Use Only:

- Substitute training has been provided by the authorized Administrator.
- Candidate has been informed position is contingent upon successful background check and board of education approval.
- Instructions have been given for candidate to schedule a background check and take the following items to complete payroll paperwork: Current Driver's License, SS Card, Voided Check or Saving's Deposit Slip.

Administrator's Signature: [Signature] Date: Aug. 14, 2025

**Garfield County School District
Hiring Documentation**

School: PES Position: Para Date: 8-14-25

All Applicants

Name	Name
<u>Allie Dalton</u>	

Applicants Interviewed

Name	Name
<u>Allie Dalton</u>	

**Interview Committee or
Screening Committee**

Name	Position
<u>Lisa Breinholt</u>	<u>Community Council Member</u>
	<u>District Employee</u>
	<u>District Employee</u>

Recommendation for position(s):

Allie Dalton

Signature of Administrator:

Lisa Breinholt



GARFIELD COUNTY SCHOOL DISTRICT

Substitute Teacher Hiring Documentation Form

NAME Barbara Lavender HM PHONE () _____
ADDRESS 161 N. 100 W. CELL (702) 461-4739
CITY Panguitch STATE UT ZIP 84759
EMAIL rowasdaughter@gmail.com

Identify the days of the week you are available to work. Mark your choices with an "X".

IF YOU ARE AVAILABLE ALL DAYS, CHECK HERE _____

(A.M.) MON TUES WED THURS FRI _____

(P.M.) MON TUES WED THURS FRI _____

Please choose the types of locations. Mark your choices with an "X".

SCHOOLS

Elementary School
_____ High/Middle School
_____ Both

LOCATION

_____ Antimony
_____ Boulder
 Bryce Valley
_____ Escalante
_____ Panguitch

For School Use Only:

OK Substitute training has been provided by the authorized Administrator.

OK Candidate has been informed position is contingent upon successful background check and board of education approval.

OK Instructions have been given for candidate to schedule a background check and take the following items to complete payroll paperwork: Current Driver's License, SS Card, Voided Check or Saving's Deposit Slip.

Administrator's Signature

Date: 8.19.2025

Garfield County School District
Hiring Documentation

School: PES

Position: Para

Date: 8/20/25

All Applicants

Name	Name
Kimberly Julander	

Applicants Interviewed

Name	Name
Kimberly Julander	

**Interview Committee or
Screening Committee**

Name	Position
Lisa Breinholt	Community Council Member
	District Employee
	District Employee

Recommendation for position(s):

Kimberly Julander - Title I

Signature of Administrator:

Lisa Breinholt

Kate Godsey
632 CR 2750
Pawhuska, OK 74056

August 4, 2025

Dear Mr. Bytheway,

Please accept this letter as formal resignation from my position as the First Grade Teacher at Escalante Elementary. A complex situation has arisen within my immediate family requiring me to stay in Oklahoma for the time being. I am disheartened.

I express my sincere apologies for leaving you and the school with little time left to fill the position. I appreciate your understanding of this difficult decision and hope it will not affect an opportunity to work with you in the future.

Thank you for your time.

Kate Godsey

Kate Godsey



Ryan Bytheway <ryan.bytheway@garfk12.org>

Library position

1 message

Kathryn Chamberlain <kathkarol@gmail.com>

Fri, Aug 15, 2025 at 3:13 PM

To: ryan.bytheway@garfk12.org

I, Kathryn Chamberlain resign my position as Librarian at Escalante Elementary School as of Friday August 15th 2025. Thank you.

Kathryn Chamberlain
Sent from my iPhone

Thanks again Ryan, you really are a great group over there. I'm sorry I couldn't make it work at this time.

Julia McKinstry- Spencer
2355 Lizard Ranch Rd.
Escalante, UT
Mckinstryjulia@gmail.com
303-917-6908200

August 18,2025

Ryan Bytheway
Escalante Elementary
200 South Little Moqui LN
Escalante UT 84726

Dear Mr. Bytheway,

I am writing this letter with great sadness, I formally resign from my position as a Reading Specialist Para at Escalante Elementary School effective on August 20th.

I cherish the opportunity to serve our students and work alongside a wonderful talented staff and Principal. I have appreciated the opportunity to teach our students to build confidence and read successfully. I am grateful to Larry Marshall (a new teacher) for allowing me to mentor him in reading and writing. We were able to rotate students through phonics, comprehension, and fluency lessons daily. In addition, I was asked to model teaching reading and comprehension. Between the both of us, we created a successful reading program. As a result, we had the highest reading scores in the school for two years. So much so that I requested carrying it to kindergarten through third grade with the goal of consistency throughout our school.

I am grateful to have contributed to such a positive learning environment and most of all to teaching children to love reading. We have spoken many times regarding the importance of reading as the foundation to everything we do in life. Research states, "if a child is not reading at grade level by third grade" they will have a difficult time succeeding in the future. Teaching students to be consistent, set goals, and have high expectations builds confidence thereby creating success. Highly educated teachers and paras are essential to student success. Funding through Title One, Rural, or grants could help compensate Paras who hold degrees in education and have teaching experience.

As a former Title One teacher, I can't help but wonder where our "Title One" and "Rural School" money is going. I question why Escalante Schools have been and continue to be last in this district. There are many examples people here have shared with me. Additionally, our district wastes a tremendous amount of money buying new programs in language arts every year or two just to find the latest program that promises to improve the education of our students. Case in point, purchasing UFLI, 95%, and CKLA. is ridiculous. There are many examples of waste. Perhaps we need to prioritize and adjust our spending.

I am extremely grateful for all the people who have supported me. To have such confidence from principals, teachers, District Reading Specialists and parents means so. I had sincerely hoped our Superintendent and our School Board would acknowledge and authorize fair compensation. However, both chose to ignore this fact and refused to compromise. My wish is one day the school district will appreciate what they have and look for ways to keep us.

Sincerely,

Julia McKinstry-Spencer

Enrollment as August 20, 2025 – 1,489*

*Increase of 31 students from May 2025 (1,458)

Garfield School District		2025	2026	2027												
Enrollment																
Active Students	Grade:	PK	K	1	2	3	4	5	6	7	8	9	10	11	12	Total
Boulder Elementary					1	1		2	1							5
Bryce Valley Elementary		8	18	18	15	21	23	21	21							145
Escalante Elementary		20	9	14	16	8	11	10	15							103
Garfield Online School			92	155	113	99	84	75	56							674
Panguitch Elementary		42	29	25	29	28	28	38	29							248
Bryce Valley High School										15	24	26	11	28	18	122
Escalante High School										12	9	10	15	8	9	63
Panguitch High School										35	29	26	38	32	39	199
Effective 8/20/2025		70	148	212	174	157	146	146	122	62	62	62	64	68	66	1559
		Pre-K - 70														
		Total K-12 1,489														

Pre-K Enrollment

Garfield School District						
Enrollment						
Schools						
Active Students	Grade:	PK - Total	3 yr	4 yr	5 yr	
Boulder Elementary		0	0	0	0	
Bryce Valley Elementary		8	2	6	0	
Escalante Elementary		20	10	10	0	
Panguitch Elementary		42	20	22	0	
Total		70	32	38	0	

**UTAH STATE BOARD OF EDUCATION
MODEL AFFIDAVIT AND EXEMPTION CERTIFICATE
FOR HOME SCHOOL INSTRUCTION**

Student(s) #	Student Name(s)	M/F	Birth Date(s)	Student(s) Boundary School
	Bailey Moseley	F	8-24-12	Panguitch High School
Address: 195 N. 100 E			City: Panguitch	Zip Code: 84759
Parent / Guardian: Brittany Miller		Address (if different than student):		
Reason for Home Schooling (optional): Academic Reasons				

PARENT / GUARDIAN AFFIDAVIT

I _____, (Parent/Guardian) of the above named student(s), declare my intent to home school my student(s). I understand and agree:

1. I am solely responsible for the education of my student(s), except to the extent my student is dually enrolled in a public school.
2. I am solely responsible for the selection of instructional materials and textbooks.
3. I am solely responsible for the setting the time, place and method of instruction.
4. I am solely responsible for the evaluation of the home school instruction.

I accept full responsibility for my student and that he/she may not qualify for a high school diploma issued by the Garfield County School District or any of its schools.

(For students with IEPs or identified through child find): My decision to home school does not in any way imply that the school district did not provide a free and appropriate public education and I understand and agree that my student has no individual right to receive some or all of the special education and related services he/she would receive if enrolled in a public school in Garfield School District, unless I have arranged for dual enrollment consistent with state law, Section 53G-6-702 and Utah State Board of Education Rule, R277-438.

I understand and agree I may not assume responsibility for the education of my child if I have ever been or if I become convicted of child abuse or have a substantiated finding of child abuse against me as defined in [Utah Code 53G-6-204](#)

I have read this agreement and understand my obligations as a home school parent / guardian.

Parent/Guardian Signature: Brittany Miller Date: 8-12-25

Note: the information on this form is for school / school district use only. If schools/school districts release home school information as "directory information," schools/school districts must do so consistent with federal law.

EXEMPTION CERTIFICATE FOR HOME SCHOOL INSTRUCTION

A signed affidavit filed with the school district shall remain in effect as long as:

1. The school-age child attends home school;
2. The school district where the affidavit was filed remains the school-age child's district of residence; and
3. The parent or legal guardian who filed the signed affidavit has not been convicted of child abuse by a court or competent jurisdiction.

The following student(s) are exempt from compulsory education based on the parent's/guardian's signed affidavit.

Authorized Signature:  Date: 8/29/12

Note: The information on this form is for school / school district use only. If the school / school district releases home school student information as "directory information," the school / school district must do so consistent with federal law.

**UTAH STATE BOARD OF EDUCATION
MODEL AFFIDAVIT AND EXEMPTION CERTIFICATE
FOR HOME SCHOOL INSTRUCTION**

Student(s) #	Student Name(s)	M/F	Birth Date(s)	Student(s) Boundary School
	Ellie LeFevre	F	2/09/2010	Bryce Valley High School
	Brooklyn LeFevre	F	4/09/2012	"
	Landon LeFevre	M	7/10/2014	BVES
Address: 660 W 50 S		City: Tropic		Zip Code: 84776
Parent / Guardian: Kelsey LeFevre		Address (if different than student):		
Reason for Home Schooling (optional): Dual Enrollment				

PARENT / GUARDIAN AFFIDAVIT

I, Kelsey LeFevre, (Parent/Guardian) of the above named student(s), declare my intent to home school my student(s). I understand and agree:

1. I am solely responsible for the education of my student(s), except to the extent my student is dually enrolled in a public school.
2. I am solely responsible for the selection of instructional materials and textbooks.
3. I am solely responsible for the setting the time, place and method of instruction.
4. I am solely responsible for the evaluation of the home school instruction.

I accept full responsibility for my student and that he/she may not qualify for a high school diploma issued by the Garfield County School District or any of its schools.

(For students with IEPs or identified through child find): My decision to home school does not in any way imply that the school district did not provide a free and appropriate public education and I understand and agree that my student has no individual right to receive some or all of the special education and related services he/she would receive if enrolled in a public school in Garfield County School District, unless I have arranged for dual enrollment consistent with state law, Section 53G-6-702 and Utah State Board of Education Rule, R277-438.

I understand and agree I may not assume responsibility for the education of my child if I have ever been or if I become convicted of child abuse or have a substantiated finding of child abuse against me as defined in Utah Code 53G-6-204

I have read this agreement and understand my obligations as a home school parent / guardian.

Parent/Guardian Signature: Kelsey LeFevre Date: 8/15/25

Note: the information on this form is for school / school district use only. If schools/school districts release home school information as "directory information," schools/school districts must do so consistent with federal law.

EXEMPTION CERTIFICATE FOR HOME SCHOOL INSTRUCTION

A signed affidavit filed with the school district shall remain in effect as long as:

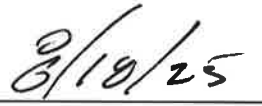
1. The school-age child attends home school;
2. The school district where the affidavit was filed remains the school-age child's district of residence; and
3. The parent or legal guardian who filed the signed affidavit has not been convicted of child abuse by a court or competent jurisdiction.

The following student(s) are exempt from compulsory education based on the parent's/guardian's signed affidavit.

Authorized Signature: _____



Date: _____



Note: The information on this form is for school / school district use only. If the school / school district releases home school student information as "directory information," the school / school district must do so consistent with federal law.

**UTAH STATE BOARD OF EDUCATION
MODEL AFFIDAVIT AND EXEMPTION CERTIFICATE
FOR HOME SCHOOL INSTRUCTION**

Student(s) #	Student Name(s)	M/F	Birth Date(s)	Student(s) Boundary School
12	Lonnie Justin Barney-Lyman	Male	04-01-2008	Escalante High School
Address: P.O Box 59		City: Escalante		Zip Code: 84726
Parent / Guardian: Patricia A. Barney		Address (if different than student): P.o. Box 59		
Reason for Home Schooling (optional): He is going to do his GED on line				

PARENT / GUARDIAN AFFIDAVIT

I Patricia A. Barney, (Parent/Guardian) of the above named student(s), declare my intent to home school my student(s). I understand and agree:

1. I am solely responsible for the education of my student(s), except to the extent my student is dually enrolled in a public school.
2. I am solely responsible for the selection of instructional materials and textbooks.
3. I am solely responsible for the setting the time, place and method of instruction.
4. I am solely responsible for the evaluation of the home school instruction.

I accept full responsibility for my student and that he/she may not qualify for a high school diploma issued by the Escalante School District or any of its schools.

(For students with IEPs or identified through child find): My decision to home school does not in any way imply that the school district did not provide a free and appropriate public education and I understand and agree that my student has no individual right to receive some or all of the special education and related services he/she would receive if enrolled in a public school in Escalante School District, unless I have arranged for dual enrollment consistent with state law, Section 53G-6-702 and Utah State Board of Education Rule, R277-438.

I understand and agree I may not assume responsibility for the education of my child if I have ever been or if I become convicted of child abuse or have a substantiated finding of child abuse against me as defined in Utah Code 53G-6-204

I have read this agreement and understand my obligations as a home school parent / guardian.

Parent/Guardian Signature:

Patricia A. Barney

Date:

8.14.25

Note: the information on this form is for school / school district use only. If schools/school districts release home school information as "directory information," schools/school districts must do so consistent with federal law.

EXEMPTION CERTIFICATE FOR HOME SCHOOL INSTRUCTION

A signed affidavit filed with the school district shall remain in effect as long as:

1. The school-age child attends home school;
2. The school district where the affidavit was filed remains the school-age child's district of residence; and
3. The parent or legal guardian who filed the signed affidavit has not been convicted of child abuse by a court or competent jurisdiction.

The following student(s) are exempt from compulsory education based on the parent's/guardian's signed affidavit.

Authorized Signature: _____

J. J. Jones

Date: _____

8/19/25

Note: The information on this form is for school / school district use only. If the school / school district releases home school student information as "directory information," the school / school district must do so consistent with federal law.

**UTAH STATE BOARD OF EDUCATION
MODEL AFFIDAVIT AND EXEMPTION CERTIFICATE
FOR HOME SCHOOL INSTRUCTION**

Student(s) #	Student Name(s)	M/F	Birth Date(s)	Student(s) Boundary School
	Justin Wyatt Whittenburg	M	7-22-2013	Panguitch
Address: P.O. Box 12			City: Panguitch	Zip Code: 84759
Parent / Guardian: Lesly Whittenburg		Address (if different than student):		
Reason for Home Schooling (optional):				

PARENT / GUARDIAN AFFIDAVIT

I, Lesly Whittenburg, (Parent/Guardian) of the above named student(s), declare my intent to home school my student(s). I understand and agree:


1. I am solely responsible for the education of my student(s), except to the extent my student is dually enrolled in a public school.
2. I am solely responsible for the selection of instructional materials and textbooks.
3. I am solely responsible for the setting the time, place and method of instruction.
4. I am solely responsible for the evaluation of the home school instruction.

I accept full responsibility for my student and that he/she may not qualify for a high school diploma issued by the _____ School District or any of its schools.

(For students with IEPs or identified through child find): My decision to home school does not in any way imply that the school district did not provide a free and appropriate public education and I understand and agree that my student has no individual right to receive some or all of the special education and related services he/she would receive if enrolled in a public school in _____ School District, unless I have arranged for dual enrollment consistent with state law, Section 53G-6-702 and Utah State Board of Education Rule, R277-438.

I understand and agree I may not assume responsibility for the education of my child if I have ever been or if I become convicted of child abuse or have a substantiated finding of child abuse against me as defined in [Utah Code 53G-6-204](#)

I have read this agreement and understand my obligations as a home school parent / guardian.

Parent/Guardian Signature:  Date: 8/20/25

EXEMPTION CERTIFICATE FOR HOME SCHOOL INSTRUCTION

A signed affidavit filed with the school district shall remain in effect as long as:

1. The school-age child attends home school;
2. The school district where the affidavit was filed remains the school-age child's district of residence; and
3. The parent or legal guardian who filed the signed affidavit has not been convicted of child abuse by a court or competent jurisdiction.

The following student(s) are exempt from compulsory education based on the parent's/guardian's signed affidavit.

Authorized Signature:  Date: 8/20/25

Note: The information on this form is for school / school district use only. If the school / school district releases home school student information as "directory information," the school / school district must do so consistent with federal law.

Clint Barney

clint.barney@garfk12.org

Submission Date	Aug 5, 2025 11:19 AM
Requestor's Name	Clint Barney
Requestor's School Location	Panguitch High School
Contact E-mail	clint.barney@garfk12.org
Trip Type	Activity Trip (Sports, Club, etc.)
Date Leaving	Dec 29, 2025
Day of Week - Leaving	Monday
Date Returning	Dec 30, 2025
Day of Week - Returning	Tuesday
Describe the Purpose of the Trip	Participating in the Virgin Valley Holiday Basketball Tournament
Number of Students Attending	20
Number of Chaperones (Note: 15:1 student-chaperone ratio)	4
Name of Destination City & State	Mesquite, Nevada
Trip Distance	Less than 200 miles
Mode of Transportation	Suburban/Other School Vehicle

Recommendation to the Board: Trust Lands Plan Deadlines

State Deadlines

- Council membership submitted: October 20
- Final reports on prior-year fund use: March 1
- Upcoming plans for next year: May 15

Proposed District Deadlines (one week earlier)

- Council membership submitted: October 13
- Final reports submitted for board approval: Board meeting before February 22 (so they can be signed and sent to the state by March 1)
- Upcoming plans submitted for board approval: April board meeting, with final submission to the state by May 8

Why

- Aligns with state requirements while giving us a buffer
- Ensures board approval happens in time for superintendent submission to the state
- Provides schools and councils clear, consistent deadlines

Board Action

Adopt the adjusted deadlines above for all schools for the 2025–26 school year.



Garfield County School District

145 E Center St., Panguitch, UT 84759

Phone: 435-676-8821

August 20, 2025

Business Administrator Report

Ruby's Inn Seating Donation

Ruby's Inn has expressed interest in donating funds toward additional fold-down seating at Bryce Valley High School. My understanding is that their intent is to request a matching component from the District. We are currently waiting on a formal quote for the bleachers, and I anticipate bringing back more detailed information for discussion in a future board meeting.

Accounting Software Transition

The District has recently transitioned to a new accounting system, *School ERP Pro by Tyler Technologies*. This change has been challenging, as we continue to work through several software bugs that have caused frustration for staff. Despite the difficulties, this new platform will bring the District into compliance with the State's USIMS requirements. We are committed to ensuring the software is fully functional and that staff receive thorough training. Training has been a major focus in recent meetings and will continue at our upcoming secretaries' meeting.

BVHS Field and Irrigation Concerns

The infield at Bryce Valley High School's track has experienced significant damage this summer. The issues stem largely from irrigation water being turned on and off inconsistently, along with insufficient pressure to operate the pump system. To preserve the field, we have rented a hydrant meter from the City, allowing us to temporarily connect to culinary water. For the long term, we are exploring options such as smaller sprinkler zones connected to a main line that can switch between culinary and irrigation sources.

Athletic Center and Facilities Updates

The new athletic center is progressing well and is expected to be completed in October. On August 4th, we are scheduled to meet with landscapers to finalize plans for the surrounding areas. The locker rooms still have a few punch list items remaining but are largely complete and have turned out very well.

Other facilities projects are also moving forward:

- The BVHS parking lot project has been completed and looks excellent.
- The BHVS painting projects have been completed with great results (commons area and gym, hallway still being worked on).
- The BVHS administrative area remodel is still under construction.
- The BHVS flooring projects have been finished.
- The BVHS wall tiling and new drinking fountains are nearly completed.

- The BVHS Kiln installations are scheduled to begin soon.
- We've received the quotes for installation of the BVHS boilers and plan to start installation soon.
- BVHS staff is prioritizing the fitness equipment to be disposed of, and the Board will likely see a quote soon for replacement equipment where necessary in the new athletic facility.
- The maintenance shed at EHS is nearly completed, only a handful of punch list items remain. The project turned out great and we will begin clearing out the containers and other sheds as time permits.

A handwritten signature in blue ink that reads "Lane Mechaon". The signature is written in a cursive, flowing style.

Lane Mecham,
Business Administrator

8/19/2025

Underqualified Educators

Garfield District

Bryce Valley School

Elizabeth Armenta 812494 Hours: 1440 Days: 160 FTE: 1.00

Assignments at this school:

English as a Second Language Elem **not qualified for this assignment** 1.00 of total

8/19/2025

Underqualified Educators

Garfield District

Bryce Valley High

Shayne Chynoweth 761074 Hours: 1464 Days: 183 FTE: 1.000

Assignments at this school:

General Financial Literacy	qualified for this assignment	0.05 of total
Learning Strategies	qualified for this assignment	0.05 of total
Student Study Skills	qualified for this assignment	0.05 of total
Fashion Design Studio	qualified for this assignment	0.10 of total
Fashion Design Merchandising	qualified for this assignment	0.10 of total
Human Development	qualified for this assignment	0.10 of total
Interior Design 1	qualified for this assignment	0.05 of total
Interior Design 2	qualified for this assignment	0.10 of total
ProStart 2	qualified for this assignment	0.10 of total
College & Career Awareness	qualified for this assignment	0.05 of total
Aspiring Educators	not qualified for this assignment	0.05 of total
Behavior Health Introduction	qualified for this assignment	0.10 of total
Individual & Family Relationships	qualified for this assignment	0.10 of total

Licenses and Endorsements:

License Area	Type	License Expire Date	Endorsement	Endorsement Expire Date
License Level: Y		New 06/30/2028		
Secondary Education	PRFSL		General Financial Literacy Commercial Art	06/30/2026 06/30/2027

Katherine Dickinson 790427 Hours: 1440 Days: 160 FTE: 1.000

Assignments at this school:

Agricultural Systems & Technology 2	qualified for this assignment	0.20 of total
Agricultural Science I	qualified for this assignment	0.15 of total
Animal Science II	qualified for this assignment	0.15 of total
Plant and Soil Science I	qualified for this assignment	0.15 of total
Natural Resource Science I	qualified for this assignment	0.15 of total
Beginning Woodworking	not qualified for this assignment	0.10 of total
Construction Management 1	not qualified for this assignment	0.10 of total

Rowdy Miller 708696 Hours: 1440 Days: 220 FTE: 1.000

Assignments at this school:

Health Education II	not qualified for this assignment	0.10 of total
Debate	not qualified for this assignment	0.10 of total
Counselor (7-12)	qualified for this assignment	0.50 of total
Student Study Skills	qualified for this assignment	0.05 of total
Health Science Intro	not qualified for this assignment	0.20 of total
CTE Internships	qualified for this assignment	0.05 of total

Jessie Nicholson 795465 Hours: 1440 Days: 160 FTE: 1.000

Assignments at this school:

Journalism	not qualified for this assignment	0.05 of total
World Geography	not qualified for this assignment	0.10 of total
U.S. History I	qualified for this assignment	0.20 of total
U.S. History II	qualified for this assignment	0.20 of total
Utah Studies	qualified for this assignment	0.15 of total
World History	qualified for this assignment	0.10 of total
United States Government and Citizenship	qualified for this assignment	0.10 of total
Learning Strategies	qualified for this assignment	0.05 of total
Student Study Skills	qualified for this assignment	0.05 of total

8/19/2025

Garfield District

Underqualified Educators

Bryce Valley High

Chelsea Thompson

722890

Hours: 1440

Days: 160

FTE: 1.000

Assignments at this school:

Accounting I	not qualified for this assignment	0.10 of total
Accounting II	not qualified for this assignment	0.10 of total
Business Communication I	not qualified for this assignment	0.10 of total
Business Communication II	not qualified for this assignment	0.10 of total
Digital Literacy	not qualified for this assignment	0.05 of total
Digital Media 1	not qualified for this assignment	0.10 of total
Digital Media 2	not qualified for this assignment	0.10 of total
Web Development I	not qualified for this assignment	0.10 of total
Hospitality and Tourism	not qualified for this assignment	0.05 of total
Marketing #1	not qualified for this assignment	0.10 of total
Sports & Outdoor Recreation Marketing	not qualified for this assignment	0.05 of total
College & Career Awareness	not qualified for this assignment	0.05 of total
TV Broadcasting 1	not qualified for this assignment	0.05 of total

8/19/2025

Underqualified Educators

Garfield District

Escalante High

Sandra Holcomb 796163 Hours: 720 Days: 183 FTE: 0.50

Assignments at this school:

Learning Strategies	qualified for this assignment	0.05	of total
Digital Literacy	qualified for this assignment	0.20	of total
Exploring Computer Science I (CS)	qualified for this assignment	0.25	of total
3D Animation 1	qualified for this assignment	0.20	of total
Digital Audio 1	qualified for this assignment	0.20	of total
Commercial Art 1	not qualified for this assignment	0.10	of total

Licenses and Endorsements:

License Area	Type	License Expire Date	Endorsement	Endorsement Expire Date
License Level: Z	New	06/30/2027		
Secondary Education	LEASP	06/30/2027	Information Technology Systems Multimedia Commercial Photography	06/30/2027 06/30/2027 06/30/2027

Lori Torgersen 772049 Hours: 1440 Days: 160 FTE: 1.00

Assignments at this school:

Health Education I	not qualified for this assignment	0.10	of total
Health Education II	not qualified for this assignment	0.10	of total
Biology (9-12)	qualified for this assignment	0.20	of total
Earth & Space Science	qualified for this assignment	0.10	of total
Grade 7 Science	qualified for this assignment	0.15	of total
Grade 8 Science	qualified for this assignment	0.15	of total
Learning Strategies	qualified for this assignment	0.05	of total
Health Science Intro	qualified for this assignment	0.15	of total

Licenses and Endorsements:

License Area	Type	License Expire Date	Endorsement	Endorsement Expire Date
License Level: Y	New	06/30/2029		
Secondary Education	PRFSL		Environmental Science (Earth Science 2) Health Science Introduction	06/30/2027 06/30/2027

David Treanor 787395 Hours: 360 Days: 180 FTE: 0.25

Assignments at this school:

Drawing I	not qualified for this assignment	0.40	of total
High School Art Foundations	not qualified for this assignment	0.40	of total
Metalworking 1	not qualified for this assignment	0.20	of total

8/19/2025

Underqualified Educators

Garfield District

Panguitch High

Jemma Gallio-Carter 761667 Hours: 1464 Days: 183 FTE: 1.00

Assignments at this school:

Debate	qualified for this assignment	0.15 of total
Journalism	not qualified for this assignment	0.10 of total
Language Arts 7	not qualified for this assignment	0.15 of total
World History	qualified for this assignment	0.20 of total
United States Government and Citizenship	qualified for this assignment	0.20 of total
Current Issues	qualified for this assignment	0.20 of total

Sydnee Mecham 786532 Hours: 1464 Days: 183 FTE: 1.00

Assignments at this school:

Digital Literacy	not qualified for this assignment	0.10 of total
Computer Science Investigation	not qualified for this assignment	0.10 of total
Digital Media 1	not qualified for this assignment	0.10 of total
Web Development I	not qualified for this assignment	0.10 of total
College & Career Awareness	not qualified for this assignment	0.10 of total
Video Production 1	not qualified for this assignment	0.10 of total
Video Production 2	not qualified for this assignment	0.10 of total
Commercial Art 1	not qualified for this assignment	0.10 of total
Commercial Photo 1	not qualified for this assignment	0.10 of total
Commercial Photo 2	not qualified for this assignment	0.10 of total

Postpartum and Parental Leave

Definitions—

“Birth parent” means: (a) the biological mother of a child, (b) a man whose paternity of a child is established, (c) a man who has been identified as the father of a child by the child’s birth mother who has not denied paternity, or (d) an unmarried biological father.

[Utah Code § 78B-6-103\(10\), \(11\) \(2024\)](#)

“Paid leave hours” means leave hours the District provides to an employee who accrues paid leave benefits in accordance with District policies, including annual, vacation, sick, paid time off, or any other type of leave that may be taken while still receiving compensation. It includes but is not limited to paid parental leave or paid postpartum recovery leave.

[Utah Code § 53G-11-209\(1\)\(a\) \(2024\)](#)

“Parental leave” means leave hours provided to a parental leave eligible employee.

[Utah Code § 53G-11-209\(1\)\(b\) \(2024\)](#)

“Parental leave eligible employee” means an employee who accrues paid leave in accordance with District leave policies who is (a) a birth parent, (b) legally adopting a minor child (except when the employee’s spouse is the child’s pre-existing parent), (c) the intended parent of a child born under a validated gestational agreement under Utah Code Title 78B Chapter 15, Part 8, or (d) appointed the legal guardian of a minor child or an incapacitated adult.

[Utah Code § 53G-11-209\(1\)\(c\) \(2024\)](#)

“Postpartum recovery leave” means leave provided to a postpartum recovery leave eligible employee to recover from childbirth at 20 weeks or greater gestation.

[Utah Code § 53G-11-209\(1\)\(d\) \(2024\)](#)

[Utah Code § 63A-17-511\(1\)\(d\) \(2024\)](#)

“Postpartum recovery leave eligible employee” means an employee who accrues paid leave in accordance with District leave policies who gives birth to a child at 20 weeks or greater gestation.

[Utah Code § 53G-11-209\(1\)\(e\) \(2024\)](#)

[Utah Code § 63A-17-511\(1\)\(d\) \(2024\)](#)

“Qualified employee” means a parental leave eligible employee or a postpartum recovery leave eligible employee.

[Utah Code § 53G-11-209\(1\)\(f\) \(2024\)](#)

“Unmarried biological father” means a man who is the biological father of a child but who was not married to the biological mother at the time of the child’s conception or birth.

[Utah Code § 78B-6-103\(28\) \(2024\)](#)

Postpartum Recovery Leave—

Beginning July 2025, an eligible employee who is full-time may take up to 3 work weeks of paid postpartum recovery leave. The amount of leave for eligible employees who are part-time or who work more than full-time is the prorated amount reflecting the amount by which the employee works less than or more than full-time. This leave is additional to and is not charged against any other type of paid leave the employee has. The leave must be taken beginning with the date of birth unless a health care provider certifies that it is medically necessary to begin the leave earlier. The leave must be used in a single continuous period unless prior written authorization otherwise is given by the Superintendent or the human resources director. This leave is consecutive to parental leave but consistent with Policy DKC is concurrent with FMLA leave. The leave allowance is not increased if more than one child is born from the same pregnancy.

[Utah Code § 53G-11-209\(2\)\(a\), \(c\), \(4\) \(2024\)](#)

[Utah Code § 63A-17-511\(2\)\(a\)\(ii\), \(4\) \(2024\)](#)

An eligible employee shall give the District at least 30 days’ notice before the date the employee plans to begin using postpartum recovery leave and before the date the employee plans to stop using postpartum recovery leave unless circumstances beyond the employee’s control prevent giving the notice. In that case, the employee shall give the notice as soon as reasonably practicable.

[Utah Code § 63A-17-511\(5\) \(2024\)](#)

Parental Leave—

Beginning July 2025, an eligible employee who is full-time may take up to 3 work weeks of paid parental leave in a 12-month period. The amount of leave for eligible employees who are part-time or who work more than full-time is the prorated amount reflecting the amount by which the employee works less than or more than full-time. This leave is additional to and is not charged against any other type of paid leave the employee has. The leave cannot be taken before the date of the event making the employee eligible for the leave and must be taken within 6 months following the date of the qualifying event. The leave may not be used on an intermittent basis unless the District and the employee mutually agree in writing to intermittent use or unless a health care provider certifies that intermittent leave is medically necessary due to a serious medical condition of the child to whom the leave relates. This leave is consecutive to parental leave but consistent with Policy DKC is concurrent with FMLA leave. The leave allowance is not increased if more than one child is born from the same pregnancy, more than one child is adopted, or

the employee is appointed as the guardian of more than one child or incapacitated adult.

[Utah Code § 53G-11-209\(2\)\(a\), \(c\), \(4\) \(2024\)](#)

[Utah Code § 63A-17-511\(2\)\(a\)\(i\), \(3\) \(2024\)](#)

An eligible employee shall give the District at least 30 days' notice before the date the employee plans to begin using parental leave unless circumstances beyond the employee's control prevent giving the notice. In that case, the employee shall give the notice as soon as reasonably practicable.

[Utah Code § 63A-17-511\(5\) \(2024\)](#)

Notice of Leave Benefits—

The District shall provide written notice to all employees regarding a qualified employee's right to use postpartum recovery leave and parental leave.

[Utah Code § 53G-11-209\(2\)\(d\) \(2024\)](#)



INVOICE

Garfield County
55 South Main
PO Box 77
Panguitch, UT 84759

(435) 676-1100

BILL TO:


GARFIELD COUNTY SCHOOL DISTRICT
PO Box 398
Panguitch, UT 84759

Invoice Date: 08/13/2025
Payment Due: Upon receipt

Amount Due: \$ 57,000.00

Date	Description	Quantity	Price	Amount
8/13/25	2024 Dodge Ram 2500 3C6UR5KL8RG212740 Silver	1	\$ 56,000	\$ 57,000

I, Camille A. Moore Garfield County Auditor, hereby certify that the foregoing statement is the true and correct amount due to Garfield County.

Signed: 
Deputy County Clerk



Utah Office
1580 S. Pioneer Rd.
SLC, Utah 84127
801-359-3769

Denver Office
9751 W. 44th Ave
Wheatridge, CO 80033
800-786-7858

C. Springs Office
4825 Lorna Pl.
C. Springs, CO 80915
800-786-7858

HEATING • AIR CONDITIONING • REFRIGERATION • VENTILATION • CONTROLS

8/19/2025

Garfield County School District
145 E Center St
Panguitch, Utah 84759

Attn: Garfield County School District

RE: Cleaver Brooks Boiler Installation

Holbrook Service is thankful for the opportunity to provide you with this proposal. Having served the mechanical industry successfully for over 60 years, Holbrook has gained knowledge, experience, and foresight to provide our clients with unparalleled service and solutions for construction, maintenance, and everything in-between.

Proposal Description:

Lump Sum price to remove and replace the existing boilers and install the new Cleaver Brooks boilers purchased by the school. This includes demolition of the existing boilers and prepping for install. Installing the new Cleaver Brooks Clearfire boilers connecting into the existing system. Start up done by others

Total Proposal Price.....\$158,000.00

Proposal Schedule:

TBD

General Clarifications:

- Holbrook Service is not responsible for existing conditions outside the SOW, nor bringing these conditions up to code.
- Daily clean-up of our own “identifiable” debris to dumpsters or job trailer furnished by Holbrook Service.
- Proposal is based upon a mutually acceptable contract and schedule.
- Financing options available through Siemens
- The pricing is valid for 30-days.

Miscellaneous Terms and Conditions:

Once you accept the terms of this proposal by signing below, the terms of this proposal are binding. This proposal shall be governed in all respects by the laws of the State of Utah without regard to principles of conflicts of laws. If either party initiates any action or proceeding to enforce any provision of this proposal, the losing party shall pay to the prevailing party all costs and expenses, including without limitation, reasonable attorney fees, expert witness fees, and court costs, incurred in such action or proceeding and in any appeal. Each party hereby waives trial by jury in any action or proceeding arising out of or in any way related to this proposal. This proposal constitutes the full and entire understanding and agreement between the parties about the subject matter hereof and supersedes all prior agreements. If any provision of this proposal is found to be illegal or unenforceable, the other provisions shall remain effective and enforceable to the greatest extent permitted by law and shall be reformed by a court to be enforceable to the extent compatible with the applicable law. Neither this proposal nor any term hereof may be amended, waived, discharged, or terminated other than by a written instrument signed by the party against whom enforcement of any such amendment, waiver, discharge, or termination is sought. The parties agree that all information and matters regarding pricing represent the confidential information of Holbrook Service. You agree to maintain the confidentiality of such pricing information and shall not divulge such information to any third party, except as required by applicable law. The Parties may sign this proposal in any number of counterparts, each of which when signed and delivered will be deemed an original, and all of which together will constitute one and the same instrument. The parties may sign and deliver this proposal by facsimile or other electronic means, such as e-mail. A duly authorized representative of each Party will sign this proposal, and each signature constitutes conclusive proof of that person's authority to bind the Party represented by that person.

Thanks again for the opportunity to provide this proposal for your consideration. Please feel free to contact me with any questions or concerns on my direct line (801) 499-0837 or via email at dpatterson@holbrookservice.com

Sincerely,

Dylan Patterson
Account Manager

holbrookservice.com

Acceptance: _____ Date: _____

Title: _____





Proposal

Holbrook Servco L.P.

1580 S Pioneer Rd
Salt Lake City, UT 84104
(801) 486-4300

Date:	08/07/2025
Quote No:	8148
Exp Date:	09/07/2025
Sales Rep:	Stewart, Tanner
Mobile:	
Phone:	
Email:	AP@garfk12.org

Bill To Address

Garfield County School District
145 E Center St
PO Box 398
Panguitch, UT 84759

Site Address

Garfield County School District
145 E Center St
PO Box 398
Panguitch, UT 84759

Mechanical Subcontractor

Servco is pleased to provide a quote for the install of two new Cleaver Brooks CFC-E boilers.
The scope of work will go as follows:

- Demolition of the existing boilers, removing structures and prepping the space to allow us to insert the new boilers into the building.
- Installation of the new boilers provided by the school district. This will include making sure the boilers have required egress and recommended service clearance. We will then tie the boilers into the existing system.
- It is up to the school to tie the electrical in. Once the boilers are ready to be commissioned, Servco will provide start up as part of a separate job previously approved.

Any additional work will need to be quoted separately.

This quote includes the following:

Standard Inclusions

1. Project Coordination
2. Safety Monitoring
3. System Commissioning

Job specific inclusions

1. Install piping to allow connection to new boilers
2. Install ship loose components of New Boilers
3. Insulate exposed steam/condensate piping

We have excluded the following.

1. Temperature controls complete
2. HVAC complete
3. Asbestos abatement
4. Electrical wiring, starters, & disconnects
5. Importing or exporting of fill material
6. Bond premium
7. Permits and connection fees
8. Roof patching
9. Site utilities
10. Fire protection
11. Test and Balance
12. Concrete housekeeping pads
13. Dumpster fees

SubTotal	\$150,000.00
Tax (0.0000 %)	\$0.00
Total	\$150,000.00



Proposal

Holbrook Servco L.P.

1580 S Pioneer Rd
Salt Lake City, UT 84104
(801) 486-4300

Date:	08/07/2025
Quote No:	8148
Exp Date:	09/07/2025
Sales Rep:	Stewart, Tanner
Mobile:	
Phone:	
Email:	AP@garfk12.org

Bill To Address

Garfield County School District
145 E Center St
PO Box 398
Panguitch, UT 84759

Site Address

Garfield County School District
145 E Center St
PO Box 398
Panguitch, UT 84759

MECHANICAL SUBCONTRACTOR

Description	Qty	Price (\$)	Amount (\$)
Lump Sum price to remove and replace the existing boilers and install the new Cleaver Brooks boilers purchased by the school. This includes demolition of the existing boilers and prepping for install. Installing the new Cleaver Brooks Clearfire boilers connecting into the existing system. Start up done by others.	1.00	150000.00	150000.00
		Sub Total	\$150,000.00
		Tax (0.0000 %)	\$0.00
		Total	\$150,000.00

Message

Please confirm your acceptance of this Quote with your signature.

Signature : _____ Name: _____ Date : _____

Purchase order number for approved work: _____ Unless otherwise indicated within the written quote provided, this quotation is only valid for thirty (30) days. Freight is NOT included in the price of your parts/materials. Unless it is included as a freight line item in the quote, freight will be added to the final invoice. TERMS AND CONDITIONS The following sets forth the sale and payment terms and conditions of Holbrook Servco, LP. (Collectively, the "Company" or "we"). It constitutes the general agreement between the Company and you, its customer, under which products, services, and parts are sold, credit is extended, and payments are expected. This policy supersedes all previous sales and credit, payment terms and conditions, and finance policies issued by the Company and shall remain in effect until further notice. The Company reserves the right to change this policy and agreement at any time. STANDARD WORKMANSHIP WARRANTY Holbrook Servco, LP warrants that the workmanship and installation performed by Holbrook Servco (Collectively, "workmanship") shall conform in all respects to the specifications and quality contained in such proposal and such other specifications as may be otherwise expressly agreed to in writing by Holbrook Servco ("Warranty"). Holbrook Servco, at its option and in its sole and absolute discretion, may also grant additional or extended warranties with respect to the Workmanship or any aspect thereof (collectively, "Extended Warranty"), which if granted, shall be incorporated into, and made part of the Warranty. In the event of a conflict between the Warranty and any Extended Warranty, the terms of the Extended Warranty shall control. Warranty is valid for thirty (30) days after completion of the work performed. IN-WARRANTY MATERIALS Holbrook Servco will rely solely on the warranty provided by the manufacturer for all parts and materials. The sole and exclusive remedy for breach of warranty shall be as provided in the manufacturer's standard warranty unless otherwise specifically expressed in writing. You will be invoiced in a regular manner for all materials and parts even though it may be an in-warranty transaction. Credit will be issued promptly upon receipt of proof of return, and, if the return is within the prescribed time limit and has been properly authorized. Please note that withholding payment of any invoice in anticipation of an in-warranty credit is not permissible under our terms of sale. INVOICING AND PAYMENT TERMS PAYMENT TERMS Upon approval of credit, all orders from you for products, parts, or services will be invoiced upon completion of services rendered or delivery of parts. Standard Payment Terms are NET 30 days (upon approval of credit) on all invoices unless other arrangements are negotiated and agreed upon. These terms are stated on your invoice. When opening a new account with an order, we may require payment with the initial order so as not to delay shipments while credit references and financial information are being reviewed. We reserve the right to suspend or terminate any further performance under this agreement or otherwise in the event payment is not made when due. INVOICING TERMS (SCHEDULE OF VALUES) Standard billing terms (schedule of values) apply to amounts up to \$24,999.00. For these amounts, 100% of the invoice amount will be sent upon completion or shipment and the standard NET 30 Terms will apply. For amounts between \$25,000.00 - \$100,000.00 (USD), we will require the following progress payments in lieu of the standard payment terms (schedule of values): • 50% Due with Purchase Order - Due Upon Receipt • 50% Due upon Completion - NET 30 For amounts that Exceed \$100,000.00 (USD), we will require the following progress payments in lieu of the standard payment terms (schedule of values): • 25% Due with Purchase Order - Due Upon Receipt • 30% Due upon Equipment Delivery (to jobsite or to yard to stage for work, with inspection) - NET 30 • 20% Due upon Commencement of work onsite – NET 30 • 20% Due upon Substantial Completion – NET 30 • 5% Due upon Final Acceptance (completion of punch list items) – NET 30 If Retainage is required as part of the agreement, this will be added as a deduct on each invoice and then a final retainage billing will be sent upon final completion. For Equipment Only Purchases with amounts that Exceed \$100,000.00 (USD), we will require the following progress payments in lieu of the standard payment terms (schedule of values): • 30% Due upon Submittal Release to Production – NET 30 • 50% Due upon Equipment Shipment - NET 30 • 20% Due upon Delivery & Site Inspection (to jobsite or to yard to stage for work) – NET 30. Tariff Adjustments: If any new tariffs, duties, or similar government-imposed charges or increases to existing tariffs, existing duties or similar existing government-imposed charges, affect the products or services outlined in this proposal prior to equipment shipment or the completion of the services, those costs will be added as a surcharge.

TOM'S MECHANICAL INC

UT LIC. #308522-5501
NV LIC # 0052328 C-1 BID LIMIT \$6,700,000
AZ LIC # ROC187563

PROPOSAL

PLUMBING & HEATING

4241 S. River Rd, Ste. B
St. George, Utah 84790
PH: (435)673-3300 FAX: (435)673-9439

JULY 5, 2025

BRYCE VALLEY HIGH SCHOOL BOILERS REPLACEMENT

TROPIC, UTAH

We hereby submit specifications and estimates for:

COMPLETE MECHANICAL PROPOSAL AS PER SITE VISIT:

INCLUDES:

- DEMO OF BOILERS & BOILER FLUES
- INSTALL (2) NEW CLEVER BROOKS BOILERS (PROVIDED BY OWNER)
- DOMESTIC STEEL PIPING, VALVES & VIC FITTINGS FOR NEW BOILERS
- FIBERGLASS INSULATION ON BOILER PIPING
- PUMP DOWN, DISCONNECT & RECONNECT (2) EXISTING CONDENSERS
- 7' X 10' BROWN LOUVER W/ FLANGE
- STAINLESS STEEL BOILER FLUES (THIS PRICING IS SUBJECT TO CHANGE AS WE NEED TO FIELD MEASURE AS WELL AS NEED NEW BOILER SUBMITTAL TO VERIFY SIZING)
- CRANE FOR REMOVAL OF EXISTING BOILERS & INSTALL OF NEW ONES
- SAW CUTTING OF EXISTING WALL LOUVER TO ENLARGE LOUVER SIZE TO REMOVE BOILERS
- SEISMIC BRACING, CORE DRILL & FIRE STOPPING FOR EQUIPMENT & PIPING
- TRAVEL & LODGING COST

EXCLUDES:

- ELECTRICAL WIRING
- CONTROLS
- COMBUSTION AIR PIPING FOR BOILERS IS PROVIDED THROUGH LOUVER IN THE WALL
- CONCRETE HOUSEKEEPING PADS FOR EQUIPMENT
- WATER TREATMENT
- ROOF MEMBRANE REPAIR
- PVC JACKETING OF INSULATED PIPING
- FEES & PERMITS

WE PROPOSE hereby to furnish material and labor - complete in accordance with above specifications, for the sum of:

ONE HUNDRED SIXTY-TWO THOUSAND

dollars \$162,000.00.

PAYMENT TO BE MADE AS FOLLOWS: MONTHLY PROGRESS BILLINGS

All material is guaranteed to be as specified. All work to be completed in a workmanlike manner according to standard practices. Any alteration or deviation from above specifications will be executed only upon written orders, and will become an extra charge over and above the estimate. All agreements contingent upon strikes, accidents or delays beyond our control. Owner to carry fire, tornado and other necessary insurance. Our workers are fully covered by Workmen's Compensation Insurance.

Authorized

Signature: Connor Shakespeare Date: 07/05/2025

Note: This proposal may be withdrawn by us if not accepted within 30 days.

Acceptance of Proposal--- The above prices, specifications and conditions are satisfactory and are hereby accepted. You are authorized to do the work as specified. Payment will be made as outlined above.

Authorized

Signature: _____

Date of Acceptance: _____

Garfield School District

Garfield County School District Work Meeting
Garfield County Courthouse, 55 S Main St., Panguitch, UT 84759
Thursday, August 21, 2025

- I. Work Meeting
 - I.A. Welcome

The meeting was called to order at 3:00 PM. Board members present included April Lefevre, Myron Cottam, Jared Brems, Ralph Perkins, and Curtis Barney. Superintendent John Dodds and Business Administrator Lane Mecham were also present.
- II. Discussion Items
 - II.A. Board Goals
 - II.B. Model Policies

Superintendent provided a summary of the model policy changes this year.
 - II.C. Admin Letter 0010

The superintendent led a discussion regarding the administrative letter being drafted regarding advertising outside activities.
 - II.D. Bryce Valley High School RBT
- III. Board Training

The superintendent led a training session on the Trust Lands process and the board members' roles in it.
- IV. Review Board Agenda

The board reviewed the upcoming agenda and discussed the upcoming tax rate changes among other items. Myron discussed the board schedule and whether the board had decided to change the Antimony visit to Escalante. There was some discussion about getting a second visit at Escalante each year. The board discussed and agreed that the Antimony meeting should probably be moved to Escalante.
- V. Executive Session
 - V.A. GCSD Rules for CLOSED MEETINGS
 - V.B. Discussion of the character, professional competence, or physical or mental health of an individual.
 - V.C. Discussion regarding deployment of security personnel, devices, or systems
 - V.D. Strategy to discuss pending or reasonably imminent litigation
 - V.E. Strategy sessions to discuss collective bargaining
 - V.F. Strategy to discuss the purchase, exchange or lease of real estate
 - V.G. Investigative proceedings regarding allegations of criminal conduct

Barney Curtis; Brems Jared; Cottam Myron ; LeFevre April; Perkins Ralph

Garfield County School District Work Meeting

Thursday, July 17, 2025 10:00 AM

Bryce Canyon Lodge, The Lodge at Bryce Cyn, Bryce Canyon City, UT 84764

I. Work Meeting

I.A. Welcome

Discussion: The meeting was called to order at 10:20 AM. All Board members were present including Myron Cottam, Ralph Perkins, April Lefevre, Jared Brems, and Curtis Barney. Superintendent John Dodds and Business Administrator Lane Mecham were also present.

II. Discussion Items

II.A. School Climate Survey Results

Discussion: The superintendent led the group in discussion about the school climate survey. They discussed elements of the survey and some of the trends.

II.B. School Calendars and Bell Schedules

Discussion: The superintendent led a discussion about the schedule and the resiliency of schools to have school even when storms come through.

II.C. Online School

Discussion: Superintendent discussed the status of the hiring for the online school principal. He also discussed the role that position would have in multiple programs and responsibilities. The superintendent laid out three options: a full time principal, a half-time teacher and half-time administrator, and the third option is to have an administrator that is also tasked with running the Volunteer for Good program.

II.D. Sports Schedules Change Policy

Discussion: Superintendent discussed some of the issues that led to this process/procedure. The new process would be to send the Superintendent any changes in the schedule which he will then forward to the Board once he's reviewed the changes.

II.E. New Policies

Discussion: The board discussed various concerns they felt might need policy in order to tighten controls for those items.

II.F. After-School Program

Discussion: Superintendent introduced the request to fund the 4H after school program temporarily while federal funding was frozen. Questions arose about what would happen if funding was not restored in the near term, superintendent answered that those funds would not be recouped. The board discussed being able to provide these services on our own, potentially at less cost.

Discussion was had about our ability to provide these services on our own.

III. Board Training

III.A. 2025-2026 Strategic Plan

Discussion: The Superintendent presented his plan for the upcoming year and discussed the various components of the upcoming school year plan.

III.B. Master Board Award

Discussion: The Board took a moment to review the MBA progress.

III.C. Volunteer For Good

III.D. Ethics Pledge

Discussion: The board signed the ethics pledge.

IV. Review Board Agenda

Discussion: The Board reviewed agenda items for the upcoming board meeting.

V. Executive Session

Action(s):

To go into executive session for item B. This motion, made by Myron Cottam and seconded by Jared Brems, Carried.

Voting Detail:

Curtis Barney: Yea
Jared Brems: Yea
Myron Cottam: Yea
April LeFevre: Yea
Ralph Perkins: Yea

Voting Summary: Yea: 5, Nay: 0

To leave executive session. This motion, made by Myron Cottam and seconded by April LeFevre, Carried.

Voting Detail:

Curtis Barney: Yea
Jared Brems: Yea
Myron Cottam: Yea
April LeFevre: Yea
Ralph Perkins: Yea

Voting Summary: Yea: 5, Nay: 0

V.A. GCSD Rules for CLOSED MEETINGS

V.B. Discussion of the character, professional competence, or physical or mental health of an individual.

V.C. Discussion regarding deployment of security personnel, devices, or systems

V.D. Strategy to discuss pending or reasonably imminent litigation

V.E. Strategy sessions to discuss collective bargaining

V.F. Strategy to discuss the purchase, exchange or lease of real estate

V.G. Investigative proceedings regarding allegations
of criminal conduct

Board Secretary

Summary of Duration

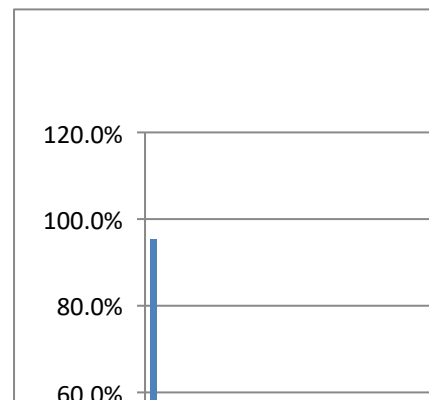
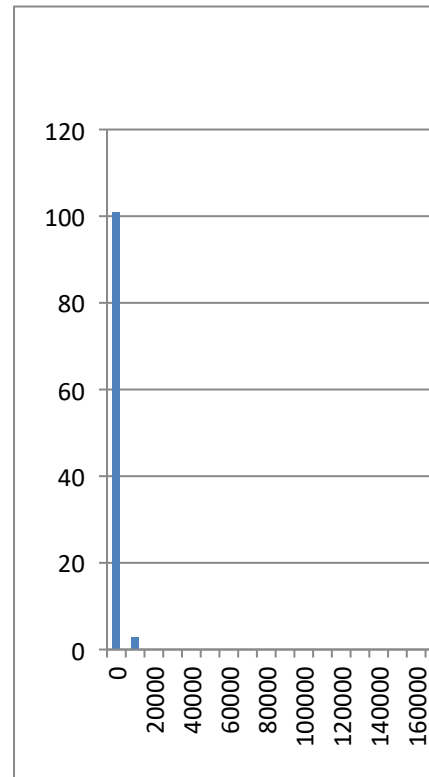
Continuous Summary

Sample Size	Median	Average	Confidence Standard	D Min	Max	Sum
106 of 106	623.5	13,193.72	-3,327.71	185,786.33	22.0	678,003.0

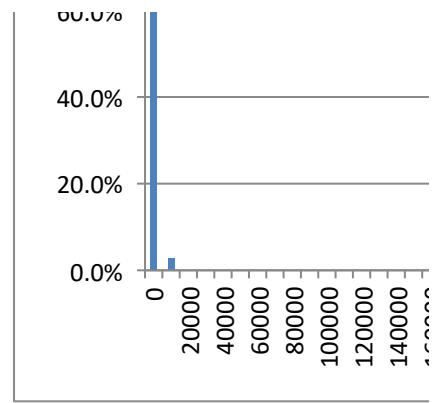
Percentile table

0th (Minimum)	1st	5th	10th	25th (Lower)	50th (Median)	75th (Upper)	90th	95th
22	27.1	41.5	115.5	456.8	623.5	1,014.8	4,201.5	6,457.8

Count of Duration		Percentage of Duration	
0	101	0	95.3%
10000	3	10000	2.8%
20000	0	20000	0.0%
30000	0	30000	0.0%
40000	0	40000	0.0%
50000	0	50000	0.0%
60000	0	60000	0.0%
70000	0	70000	0.0%
80000	0	80000	0.0%
90000	0	90000	0.0%
100000	0	100000	0.0%
110000	0	110000	0.0%
120000	0	120000	0.0%
130000	0	130000	0.0%
140000	0	140000	0.0%
150000	0	150000	0.0%
160000	0	160000	0.0%
170000	0	170000	0.0%
180000	0	180000	0.0%
190000	0	190000	0.0%
200000	0	200000	0.0%
210000	0	210000	0.0%
220000	0	220000	0.0%
230000	0	230000	0.0%
240000	0	240000	0.0%
250000	0	250000	0.0%
260000	0	260000	0.0%
270000	0	270000	0.0%
280000	0	280000	0.0%
290000	0	290000	0.0%
300000	0	300000	0.0%
310000	0	310000	0.0%

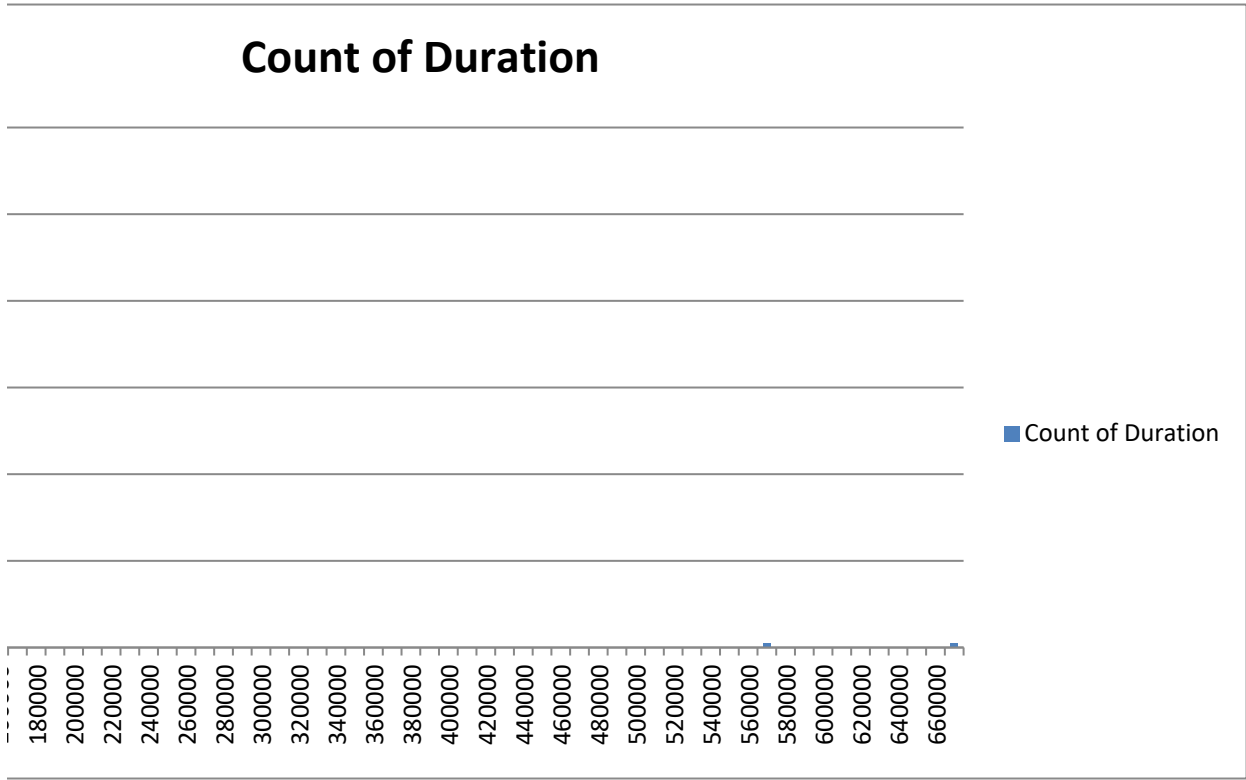


320000	0	320000	0.0%
330000	0	330000	0.0%
340000	0	340000	0.0%
350000	0	350000	0.0%
360000	0	360000	0.0%
370000	0	370000	0.0%
380000	0	380000	0.0%
390000	0	390000	0.0%
400000	0	400000	0.0%
410000	0	410000	0.0%
420000	0	420000	0.0%
430000	0	430000	0.0%
440000	0	440000	0.0%
450000	0	450000	0.0%
460000	0	460000	0.0%
470000	0	470000	0.0%
480000	0	480000	0.0%
490000	0	490000	0.0%
500000	0	500000	0.0%
510000	0	510000	0.0%
520000	0	520000	0.0%
530000	0	530000	0.0%
540000	0	540000	0.0%
550000	0	550000	0.0%
560000	0	560000	0.0%
570000	1	570000	0.9%
580000	0	580000	0.0%
590000	0	590000	0.0%
600000	0	600000	0.0%
610000	0	610000	0.0%
620000	0	620000	0.0%
630000	0	630000	0.0%
640000	0	640000	0.0%
650000	0	650000	0.0%
660000	0	660000	0.0%
670000	1	670000	0.9%




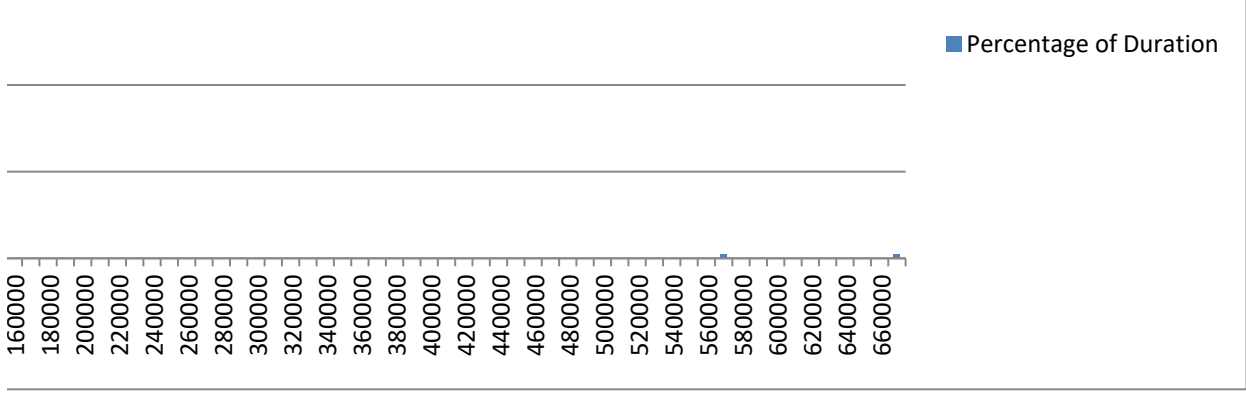
99th 100th (Maximum)
547,080.0 678,003

Count of Duration



Percentage of Duration





Summary of Finished

Categorical Summary


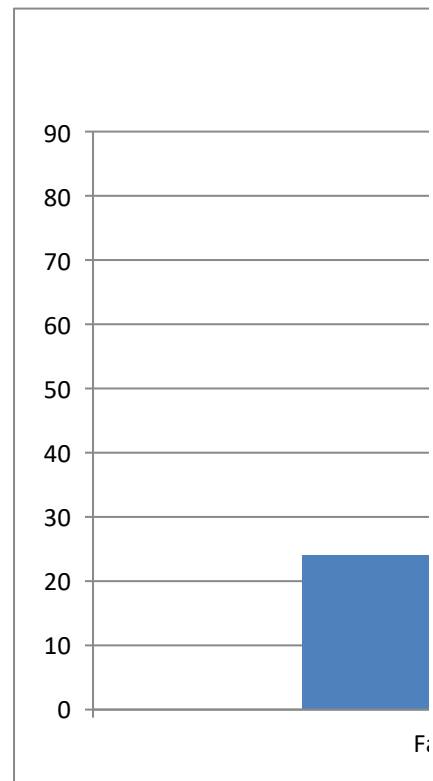
Sample Size Number of Distinct Categories

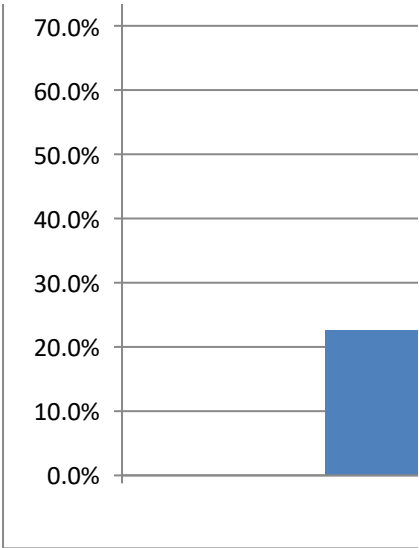
106 of 106 2

Finished	Count	Percent of	Confidence Interval (Percent of Data)
False	24	22.6%	15.7% to 31.5%
True	82	77.4%	68.5% to 84.3%

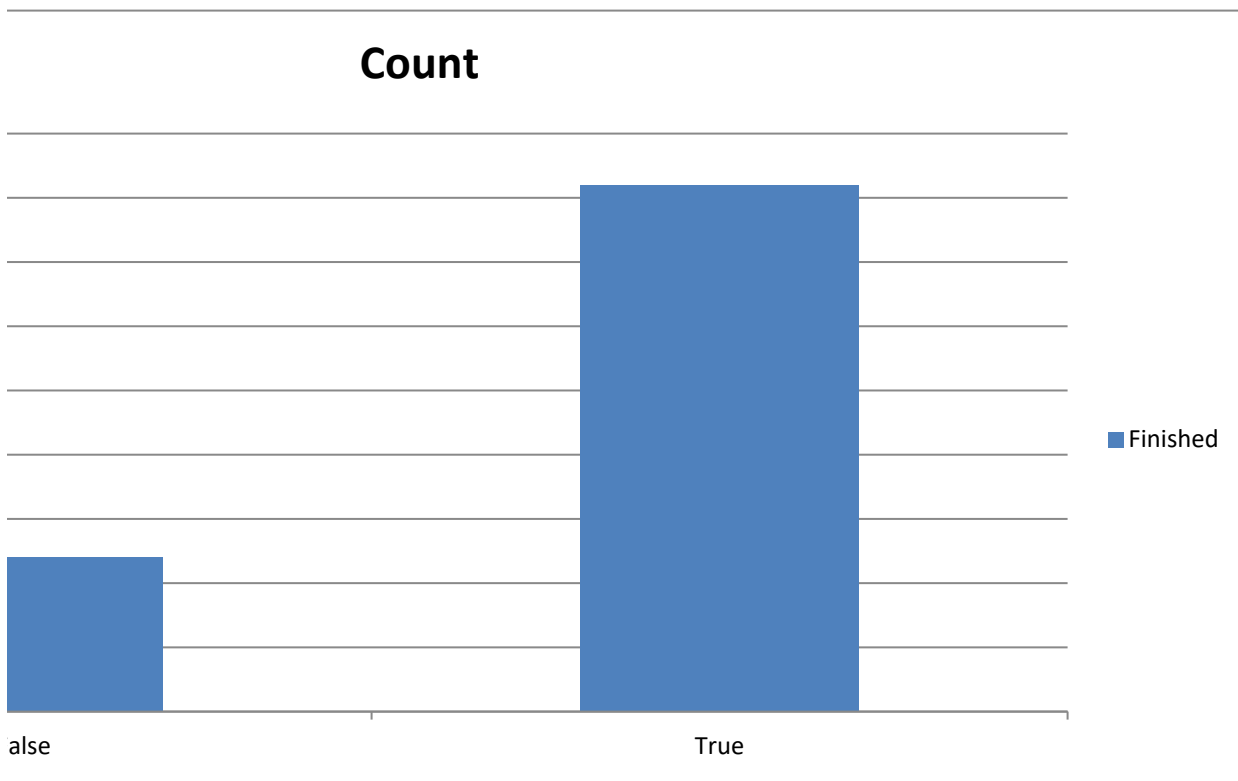
Select a chart and choose "Clustered Column", "100% Stacked Column", or "Pie" chart in Powerpoint or To create a correct "100% Stacked Column" chart, choose the chart then click "Switch Row/Column" (PC

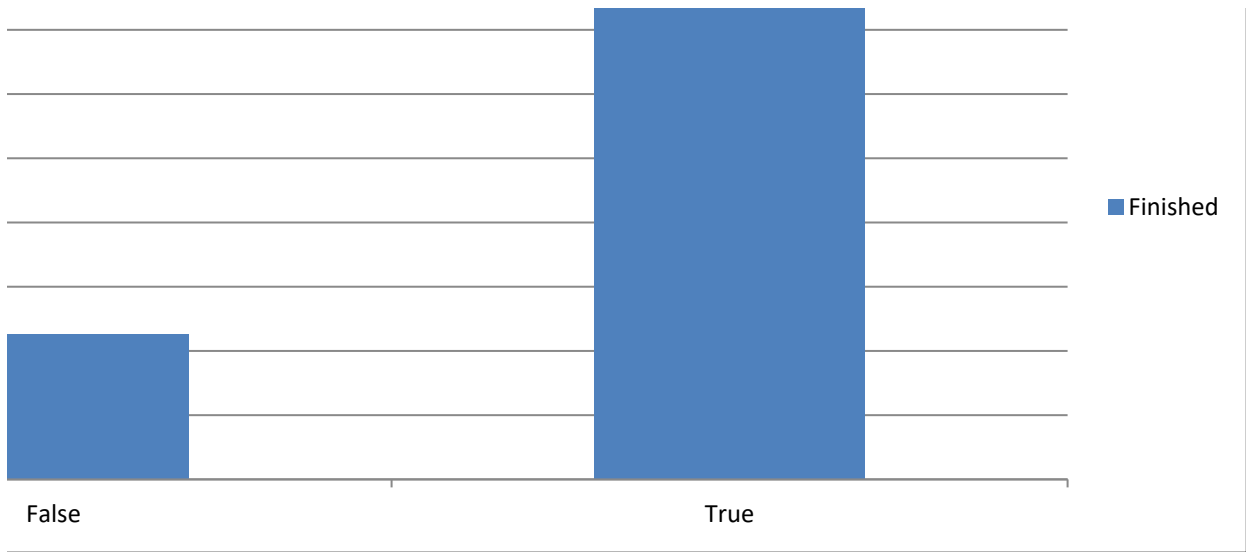
Count	Finished	Percent	Finished
False	24	False	22.6%
True	82	True	77.4%





· Excel, to change the chart type.
C) or "Switch Plot" (Mac) in the chart tools





Summary of You are

Categorical Summary

Sample Size
106 of 106

Number of Distinct Categories
5

You are	Count	Percent of	Confidence Interval (Percent of Da
<span style="font-famil	3	2.8%	1.0% to 8.0%
<span style="font-famil	6	5.7%	2.6% to 11.8%
<span style="font-famil	25	23.6%	16.5% to 32.5%
<span style="font-famil	31	29.2%	21.4% to 38.5%
<	41	38.7%	30.0% to 48.2%

Select a chart and choose "Clustered Column", "100% Stacked Column", or "Pie" chart in Powerpoint or Excel, to
To create a correct "100% Stacked Column" chart, choose the chart then click "Switch Row/Column" (PC) or "Sw

Count

You are

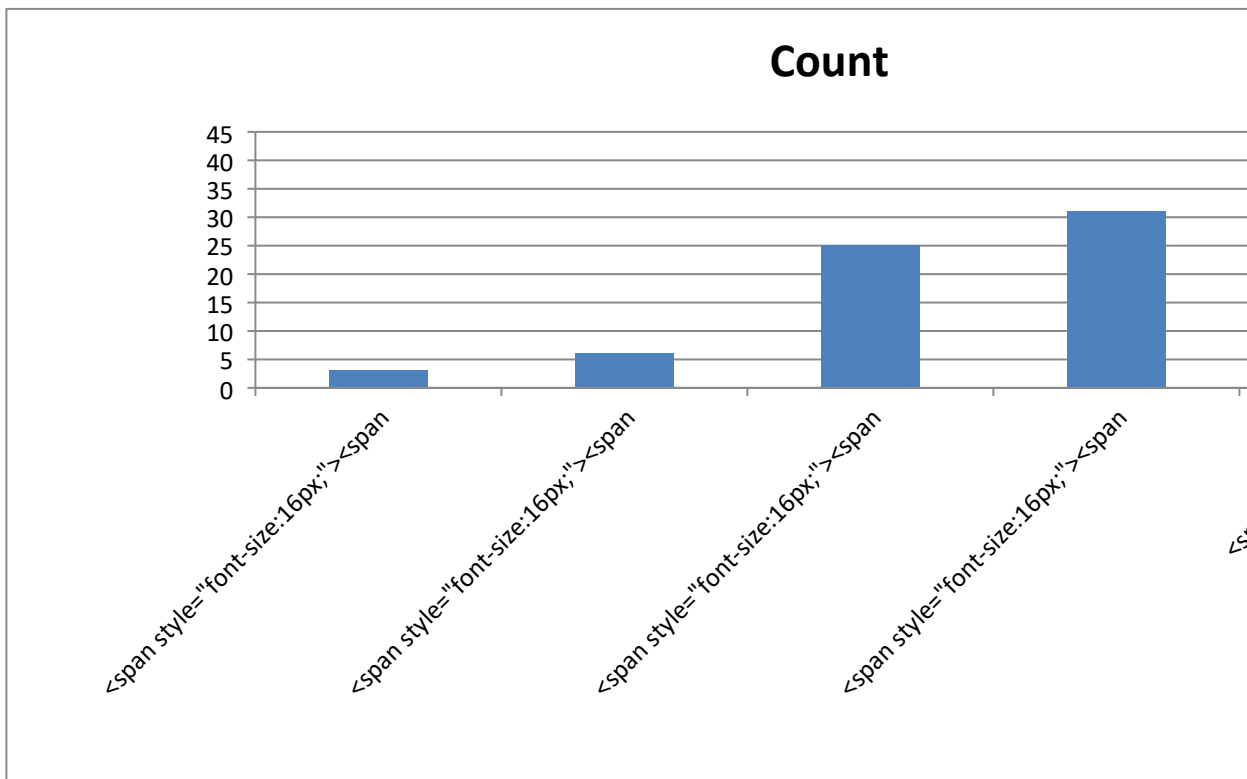
Percent

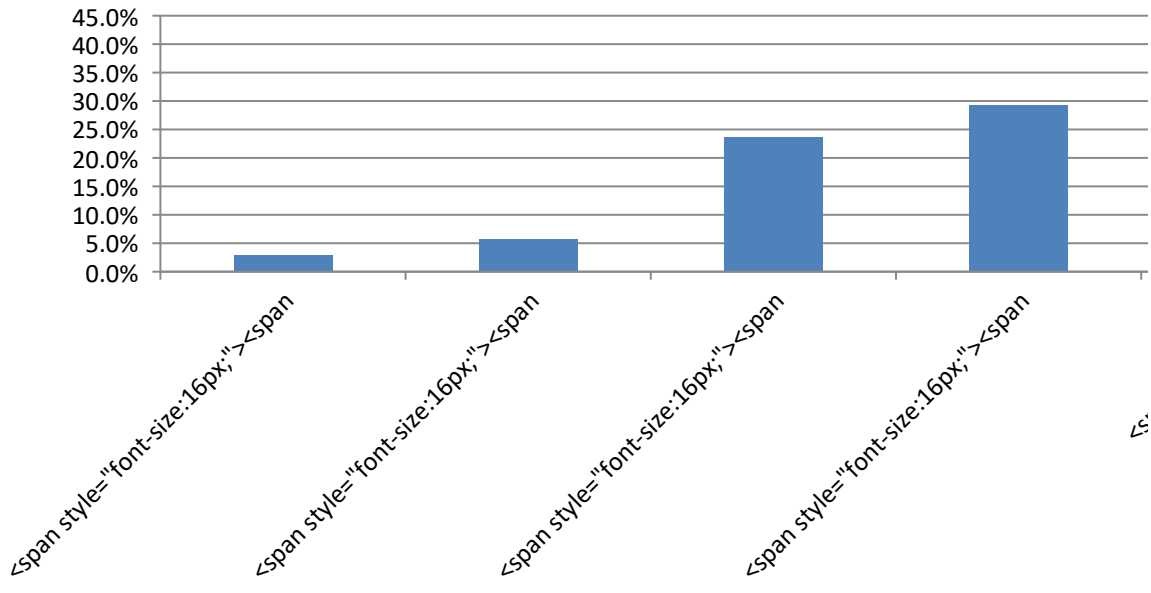
You are

<span style="font-famil	3	<span style	2.8%
<span style="font-famil	6	<span style	5.7%
<span style="font-famil	25	<span style	23.6%
<span style="font-famil	31	<span style	29.2%
<	41	<span style	38.7%

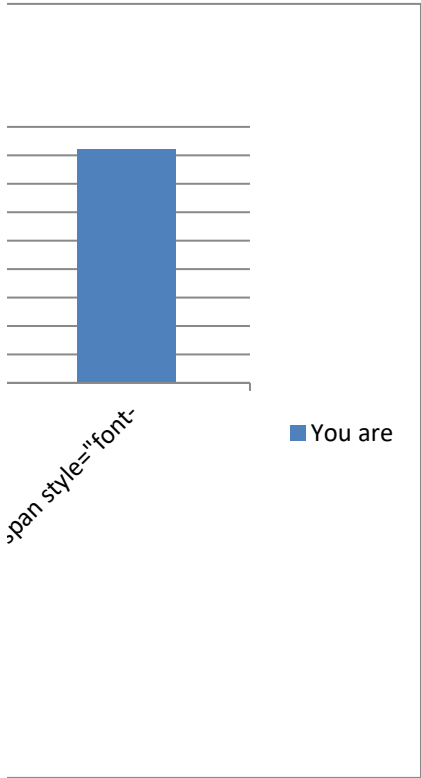
ita)

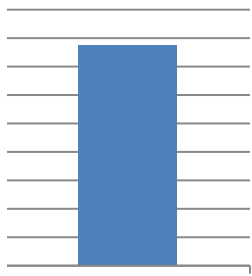
o change the chart type.
vitch Plot" (Mac) in the chart tools





45





span style="font-

■ You are

Summary of Are you female or male?

Categorical Summary

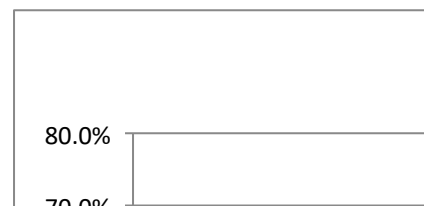
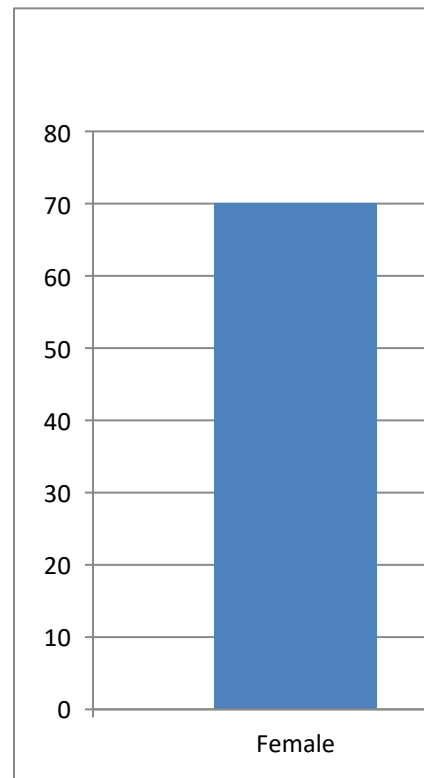
Sample Size Number of Distinct Categories

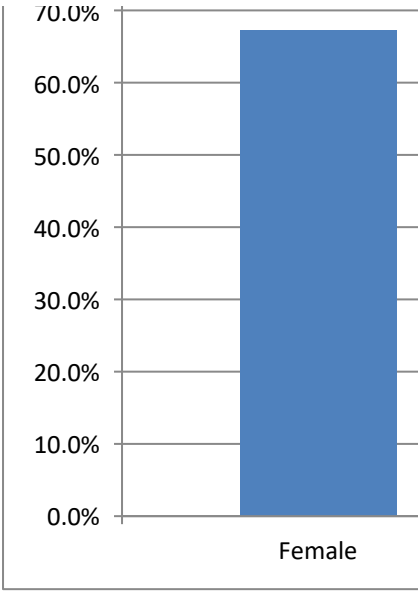
104 of 104 3

Are you fer	Count	Percent of	Confidence Interval (Percent of Data)
Female	70	67.3%	57.8% to 75.6%
Male	32	30.8%	22.7% to 40.2%
Prefer not t	2	1.9%	0.5% to 6.7%


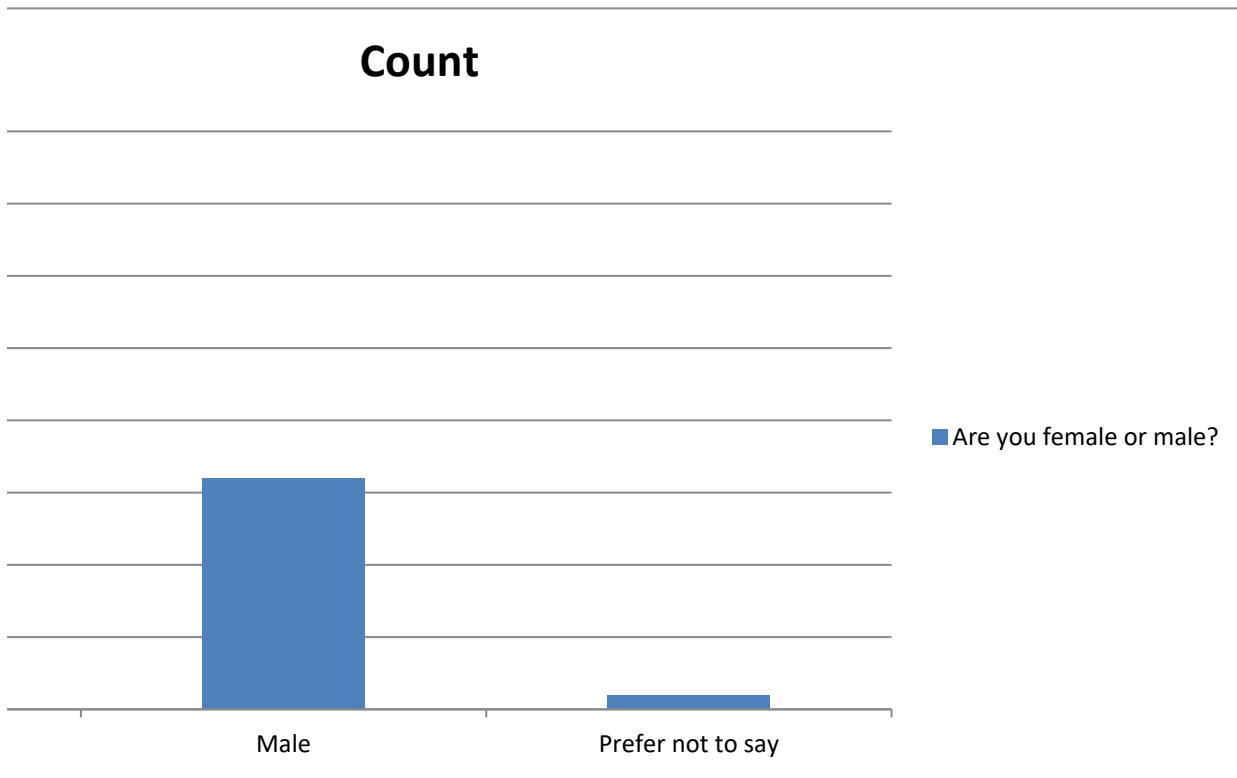
Select a chart and choose "Clustered Column", "100% Stacked Column", or "Pie" chart in Powerpoint or To create a correct "100% Stacked Column" chart, choose the chart then click "Switch Row/Column" (PC

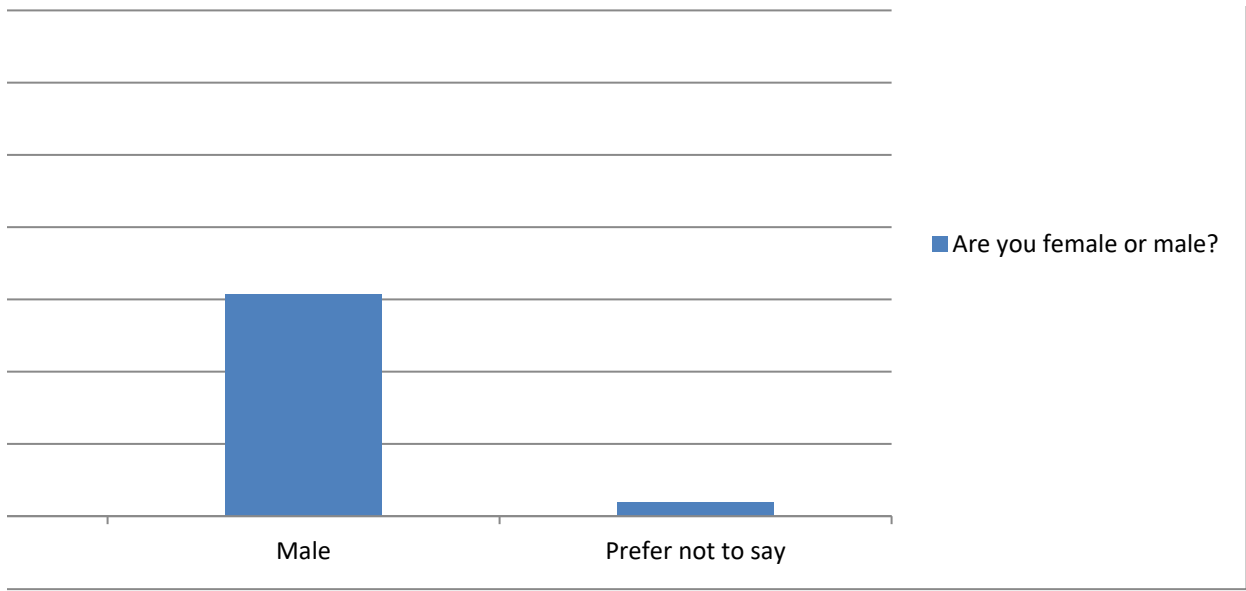
Count	Are you fer	Percent	Are you female or male?
Female	70	Female	67.3%
Male	32	Male	30.8%
Prefer not t	2	Prefer not t	1.9%





· Excel, to change the chart type.
C) or "Switch Plot" (Mac) in the chart tools





Summary of What is your race or ethnicity?

Categorical Summary


Sample Size Number of Distinct Categories

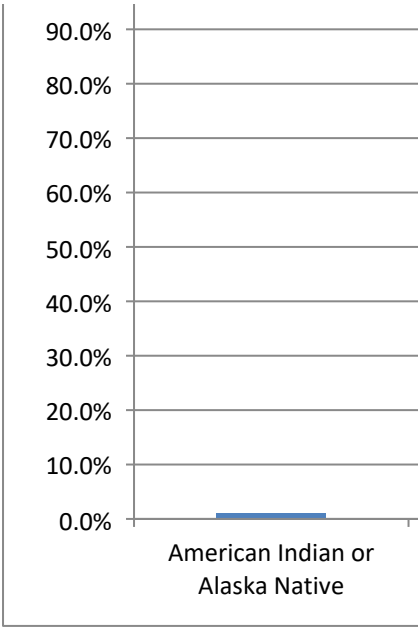
104 of 104 4

What is your	Count	Percent of	Confidence Interval (Percent of Data)
American Indian or Alaska Native	1	1.0%	0.2% to 5.2%
White	98	94.2%	88.0% to 97.3%
Hispanic or Latino	3	2.9%	1.0% to 8.1%
Multi-race	2	1.9%	0.5% to 6.7%

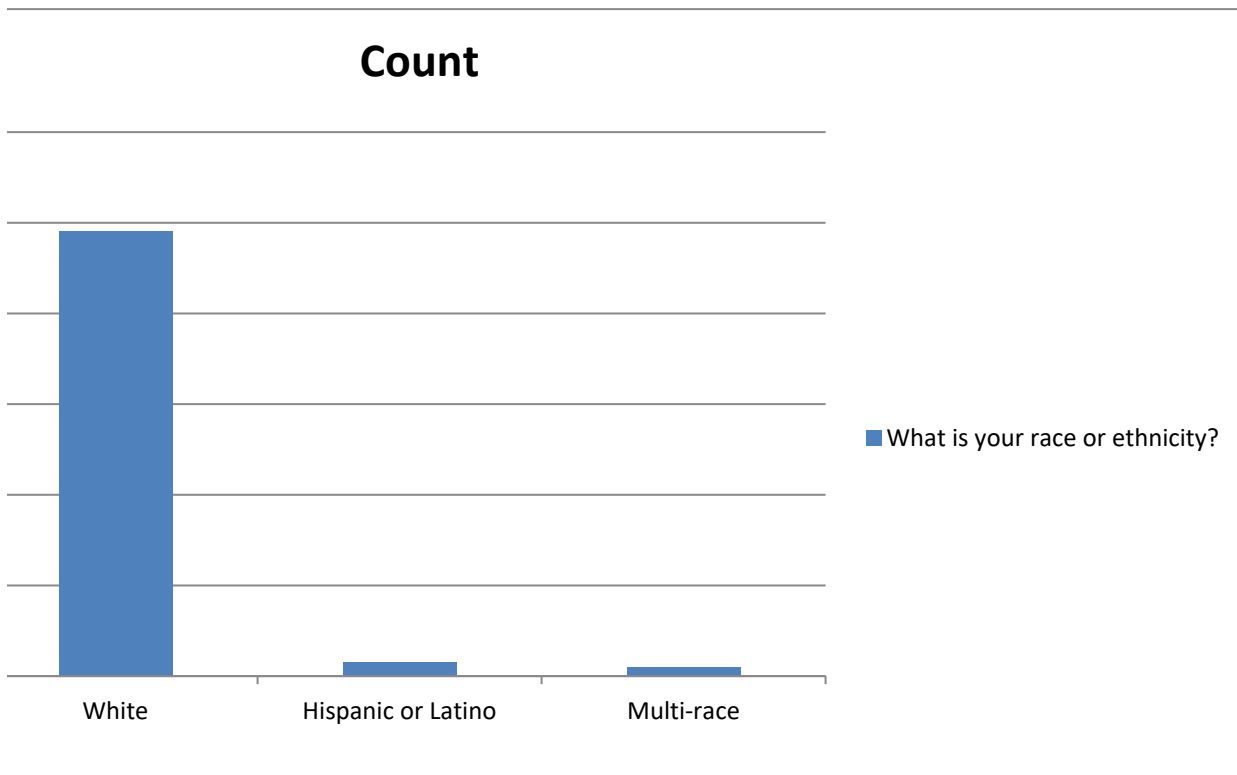
Select a chart and choose "Clustered Column", "100% Stacked Column", or "Pie" chart in Powerpoint or To create a correct "100% Stacked Column" chart, choose the chart then click "Switch Row/Column" (PC

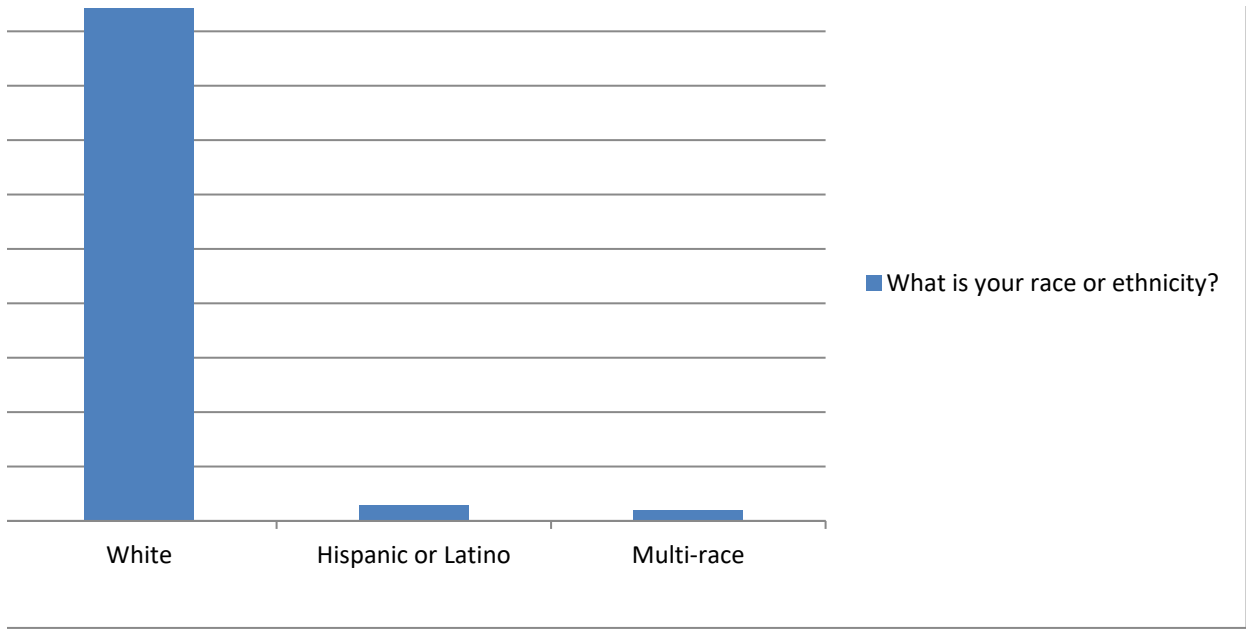
Count	What is your	Percent	What is your race or ethnicity?
American Indian or Alaska Native	1	American Indian or Alaska Native	1.0%
White	98	White	94.2%
Hispanic or Latino	3	Hispanic or Latino	2.9%
Multi-race	2	Multi-race	1.9%





· Excel, to change the chart type.
C) or "Switch Plot" (Mac) in the chart tools





Summary of This school provides instructional materials (e.g. textbooks, handouts) that reflect students

Categorical Summary

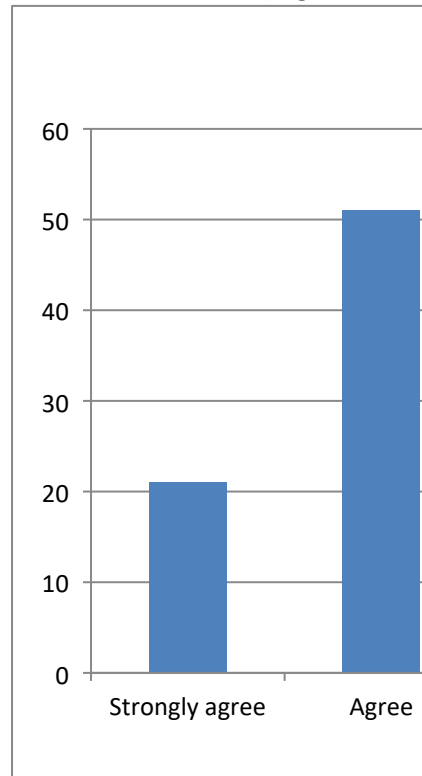
Sample Size Number of Distinct Categories

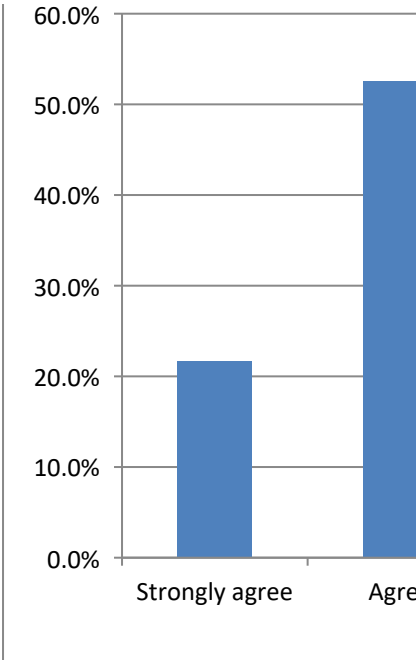
97 of 97 5

This school	Count	Percent of	Confidence Interval (Percent of Data)
Strongly ag	21	21.6%	14.6% to 30.8%
Agree	51	52.6%	42.7% to 62.2%
Disagree	6	6.2%	2.9% to 12.8%
Strongly di:	4	4.1%	1.6% to 10.1%
I don't know	15	15.5%	9.6% to 24.0%

Select a chart and choose "Clustered Column", "100% Stacked Column", or "Pie" chart in Powerpoint or To create a correct "100% Stacked Column" chart, choose the chart then click "Switch Row/Column" (PC

Count	This school	Percent	This school provides instructional materials (e.g. textbook
Strongly ag	21	Strongly ag 21.6%	
Agree	51	Agree 52.6%	
Disagree	6	Disagree 6.2%	
Strongly di:	4	Strongly di: 4.1%	
I don't know	15	I don't know 15.5%	

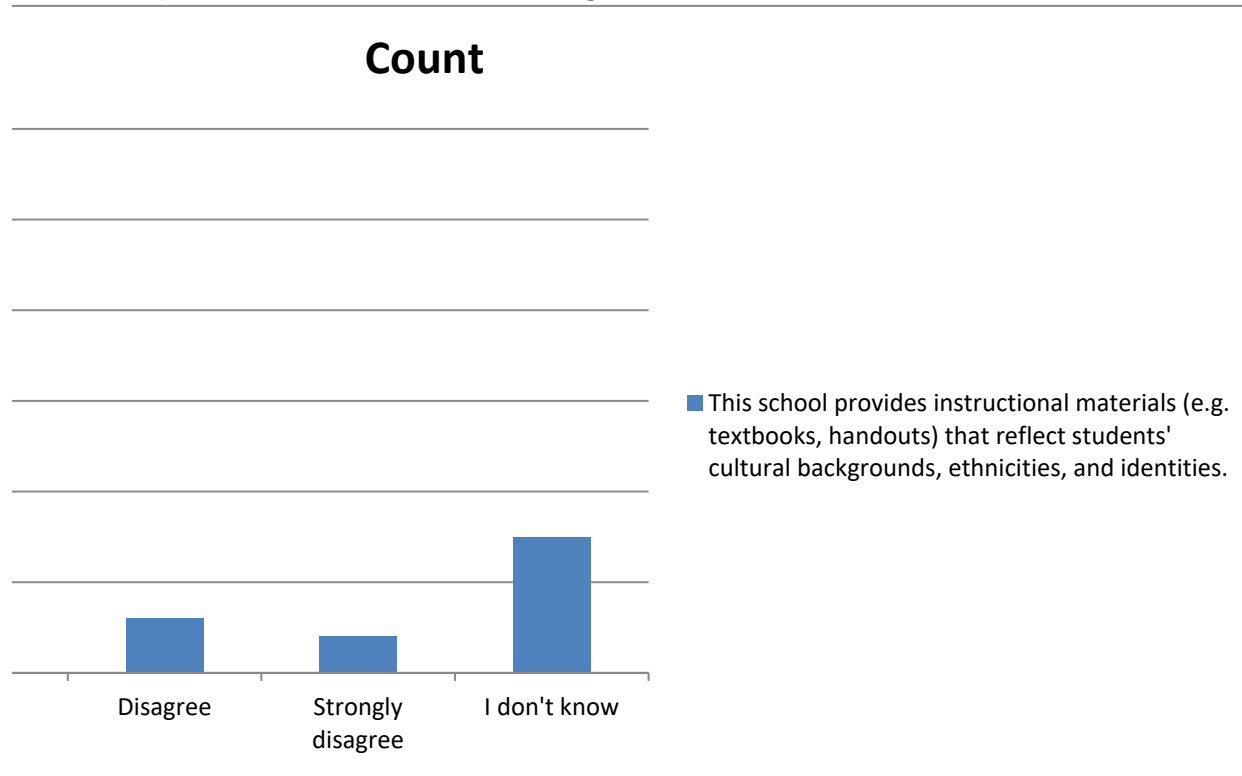


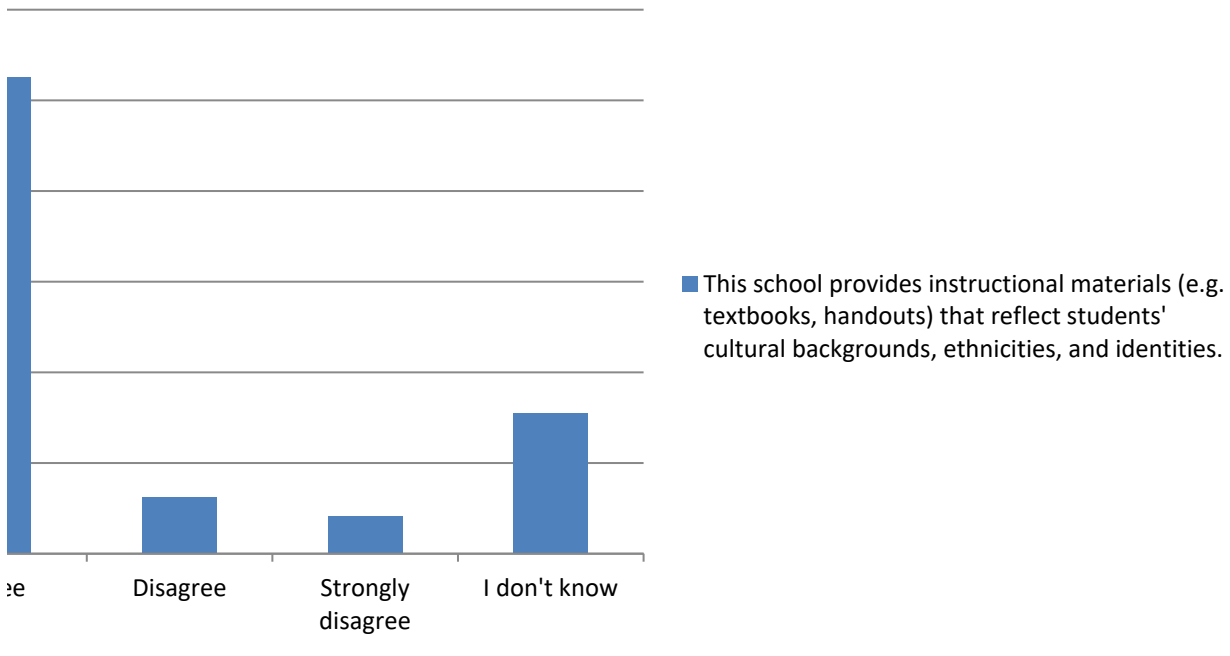


s' cultural backgrounds, ethnicities, and identities.

· Excel, to change the chart type.
C) or "Switch Plot" (Mac) in the chart tools

cs, handouts) that reflect students' cultural backgrounds, ethnicities, and identities.





Summary of This school emphasizes showing respect for all students' cultural beliefs and practices.

Categorical Summary

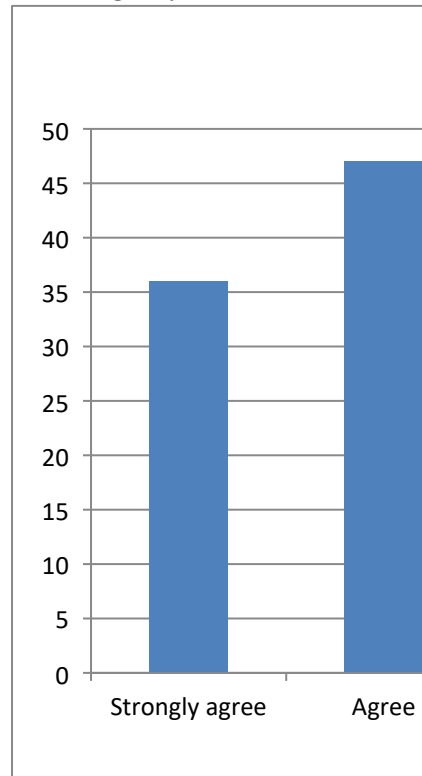
Sample Size Number of Distinct Categories

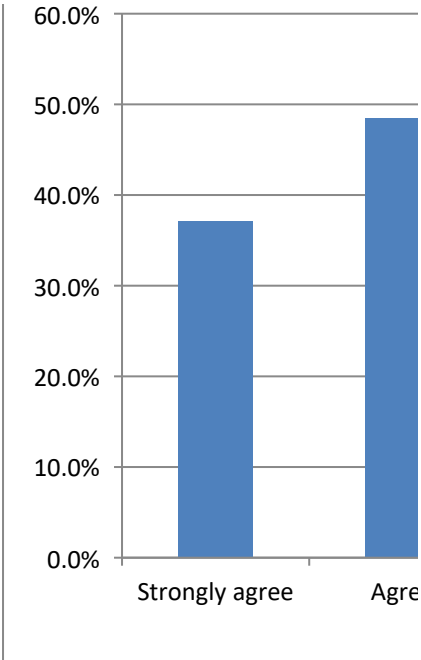
97 of 97 5

This school	Count	Percent of	Confidence Interval (Percent of Data)
Strongly ag	36	37.1%	28.2% to 47.0%
Agree	47	48.5%	38.8% to 58.3%
Disagree	9	9.3%	5.0% to 16.7%
Strongly di:	3	3.1%	1.1% to 8.7%
I don't kno	2	2.1%	0.6% to 7.2%

Select a chart and choose "Clustered Column", "100% Stacked Column", or "Pie" chart in Powerpoint or To create a correct "100% Stacked Column" chart, choose the chart then click "Switch Row/Column" (PC

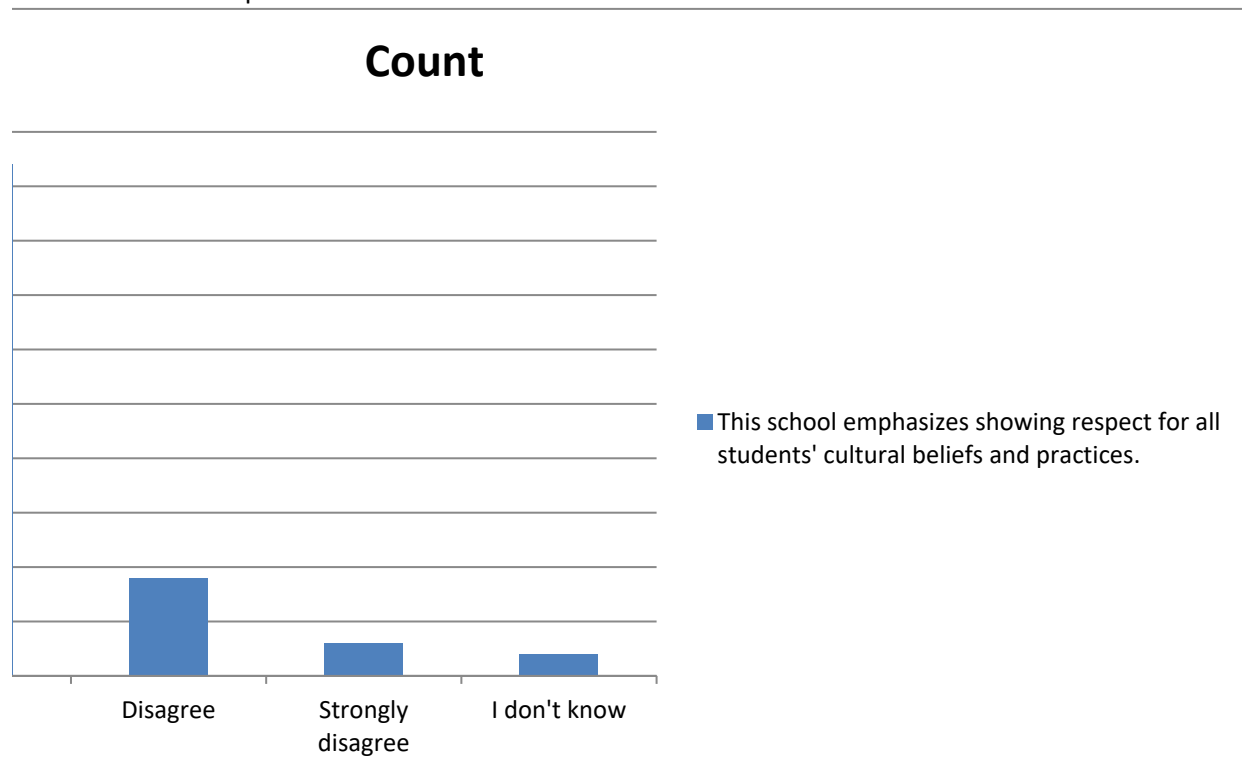
Count	This school	Percent	This school emphasizes showing respect for all students' c
Strongly ag	36	Strongly ag 37.1%	
Agree	47	Agree 48.5%	
Disagree	9	Disagree 9.3%	
Strongly di:	3	Strongly di: 3.1%	
I don't kno	2	I don't kno 2.1%	

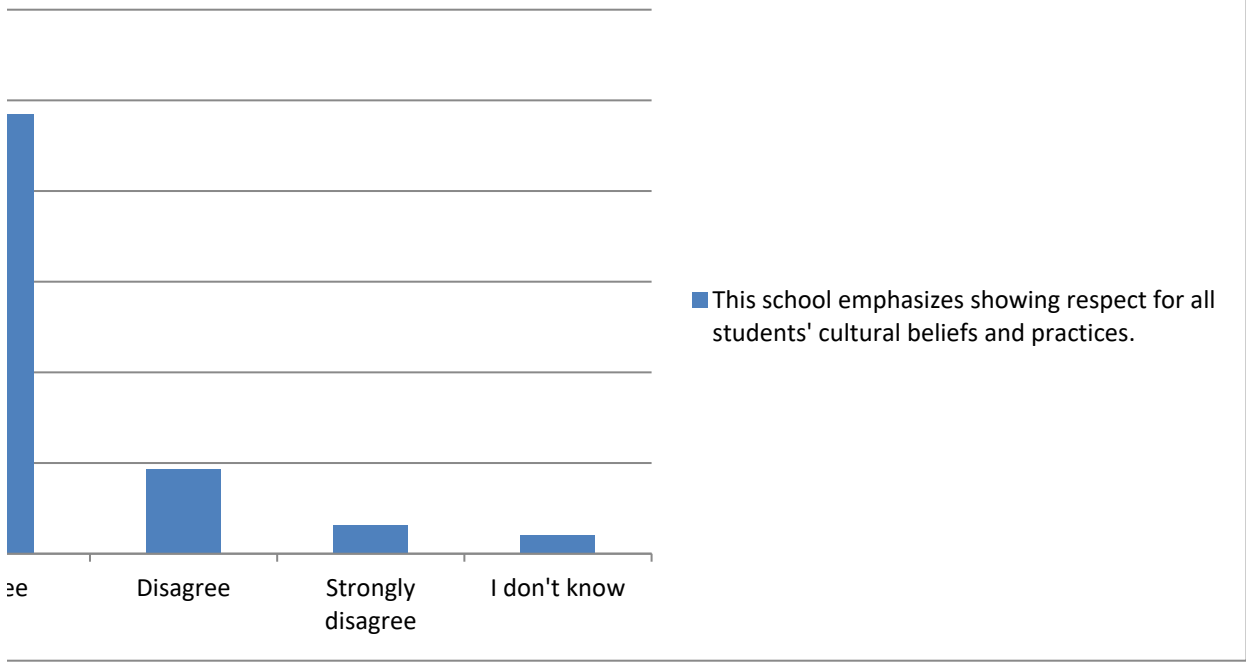




· Excel, to change the chart type.
C) or "Switch Plot" (Mac) in the chart tools

cultural beliefs and practices.





Summary of Staff do a good job helping parents support their children's learning at home.

Categorical Summary

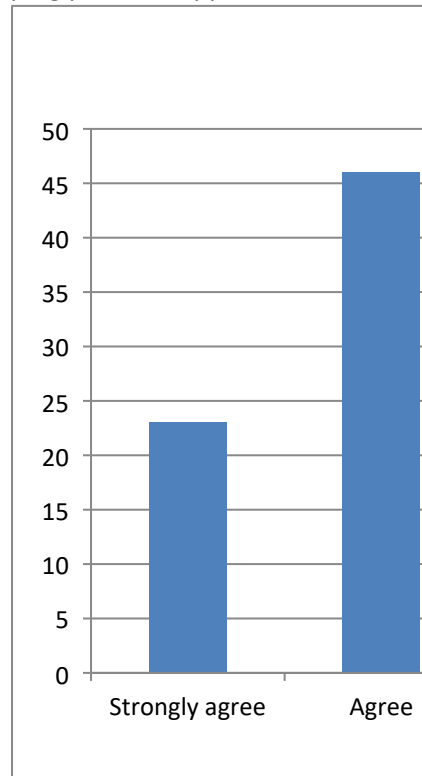
Sample Size Number of Distinct Categories

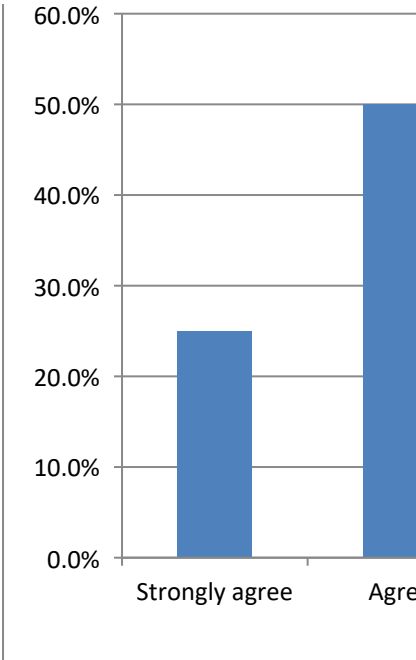
92 of 92 5

Staff do a g	Count	Percent of	Confidence Interval (Percent of Data)
Strongly ag	23	25.0%	17.3% to 34.7%
Agree	46	50.0%	40.0% to 60.0%
Disagree	10	10.9%	6.0% to 18.9%
Strongly di:	5	5.4%	2.3% to 12.1%
I don't know	8	8.7%	4.5% to 16.2%

Select a chart and choose "Clustered Column", "100% Stacked Column", or "Pie" chart in Powerpoint or To create a correct "100% Stacked Column" chart, choose the chart then click "Switch Row/Column" (PC

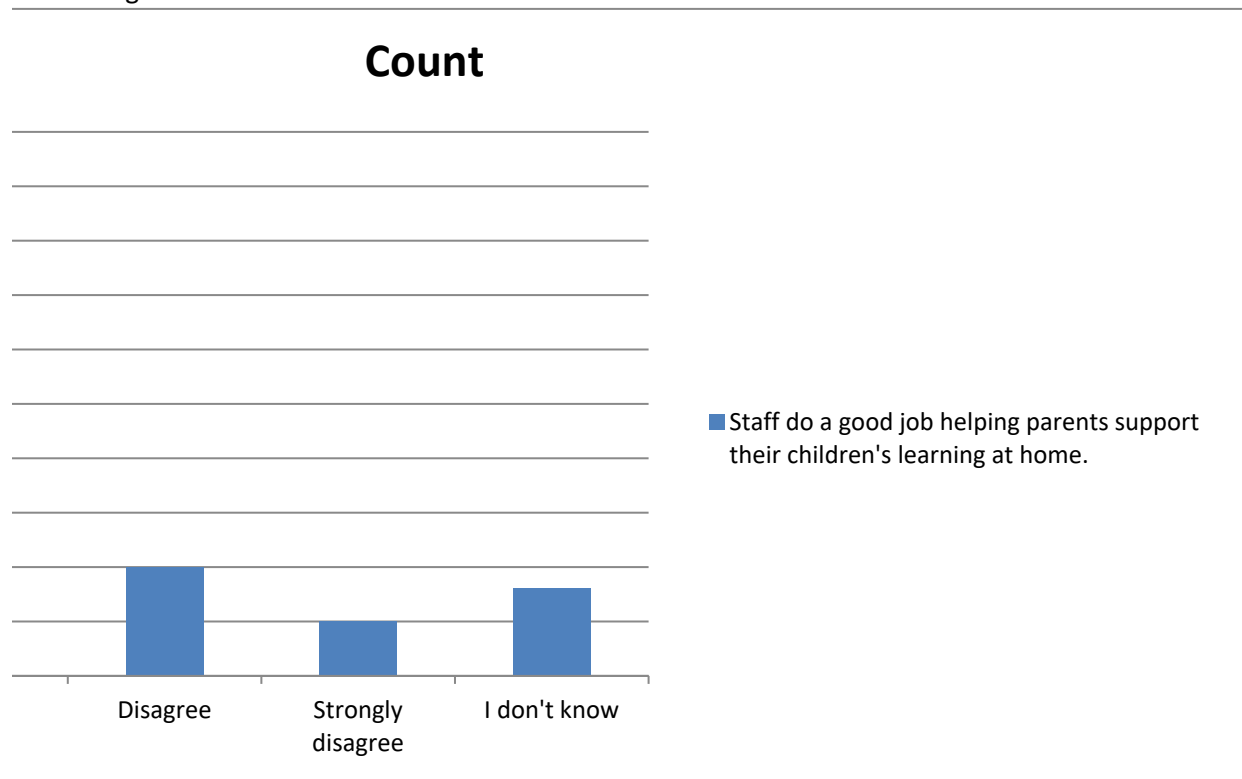
Count	Staff do a g	Percent	Staff do a good job helping parents support their children
Strongly ag	23	Strongly ag	25.0%
Agree	46	Agree	50.0%
Disagree	10	Disagree	10.9%
Strongly di:	5	Strongly di:	5.4%
I don't know	8	I don't know	8.7%

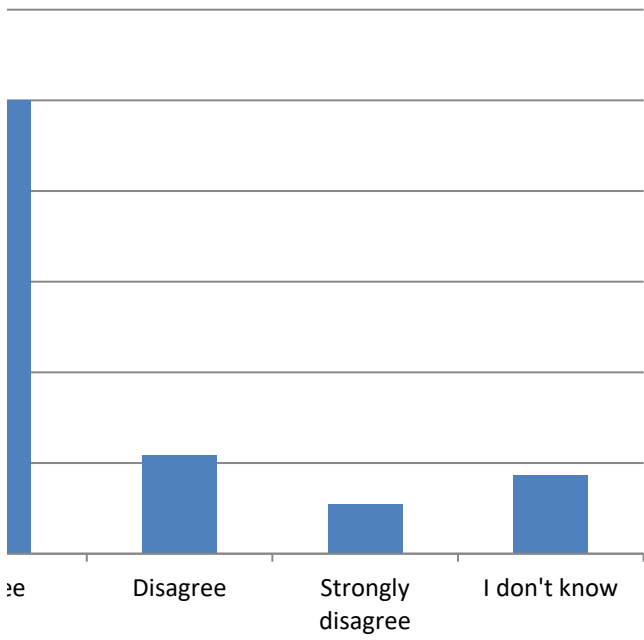




· Excel, to change the chart type.
C) or "Switch Plot" (Mac) in the chart tools

i's learning at home.





■ Staff do a good job helping parents support their children's learning at home.

Summary of Staff members make an effort to contact parents when their student has made improve

Categorical Summary

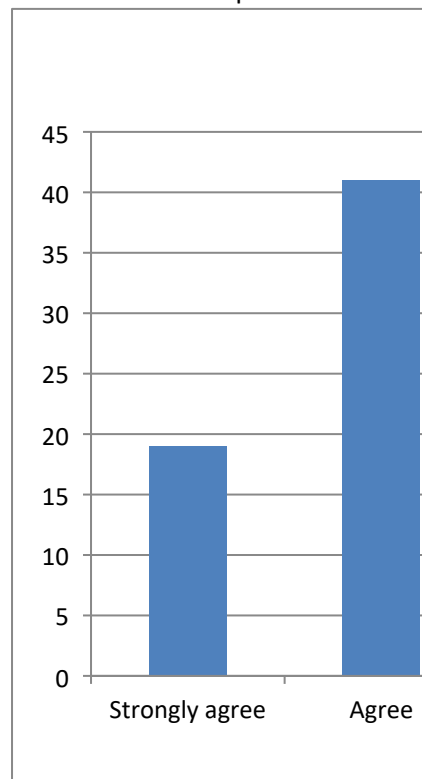
Sample Size Number of Distinct Categories

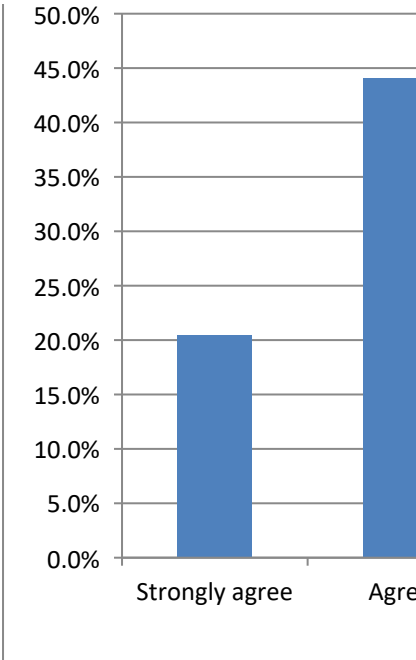
93 of 93 5

Staff memk	Count	Percent of	Confidence Interval (Percent of Data)
Strongly ag	19	20.4%	13.5% to 29.7%
Agree	41	44.1%	34.4% to 54.2%
Disagree	18	19.4%	12.6% to 28.5%
Strongly di:	6	6.5%	3.0% to 13.4%
I don't know	9	9.7%	5.2% to 17.4%

Select a chart and choose "Clustered Column", "100% Stacked Column", or "Pie" chart in Powerpoint or To create a correct "100% Stacked Column" chart, choose the chart then click "Switch Row/Column" (PC

Count	Staff memk	Percent	Staff members make an effort to contact parents when th
Strongly ag	19	Strongly ag 20.4%	
Agree	41	Agree 44.1%	
Disagree	18	Disagree 19.4%	
Strongly di:	6	Strongly di: 6.5%	
I don't know	9	I don't know 9.7%	

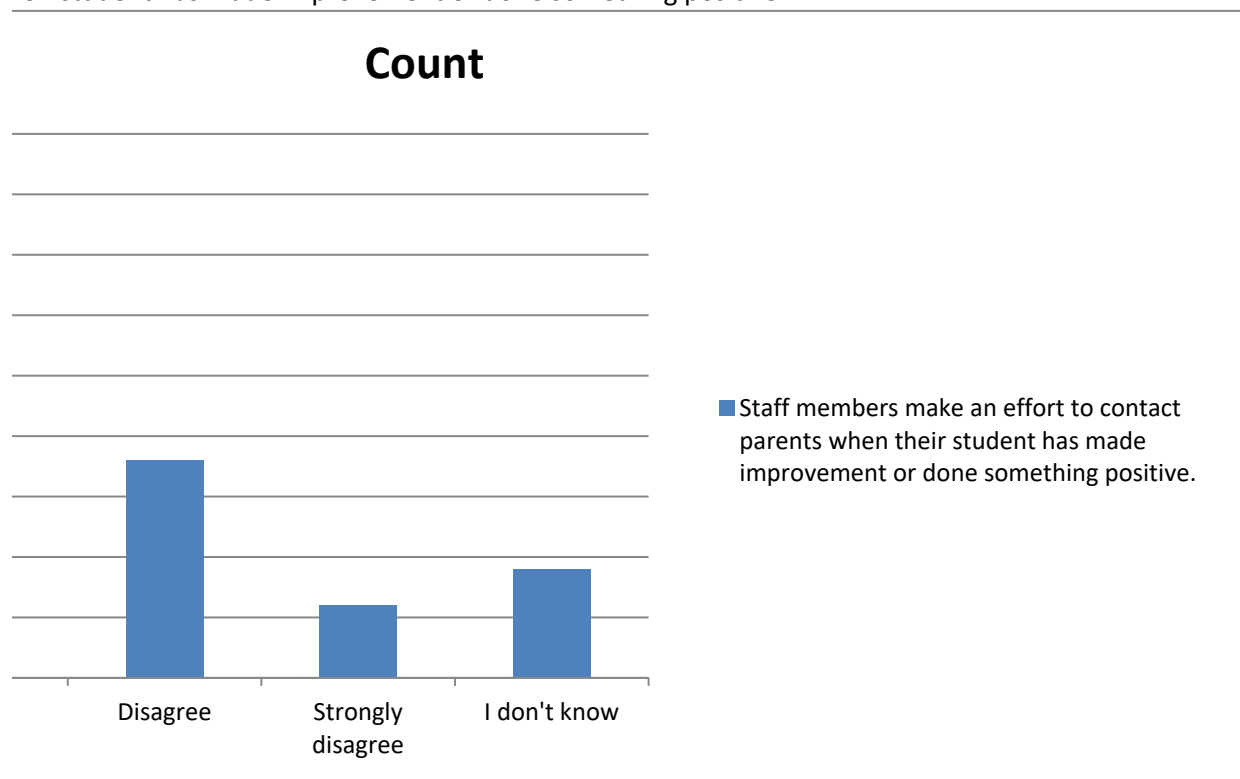


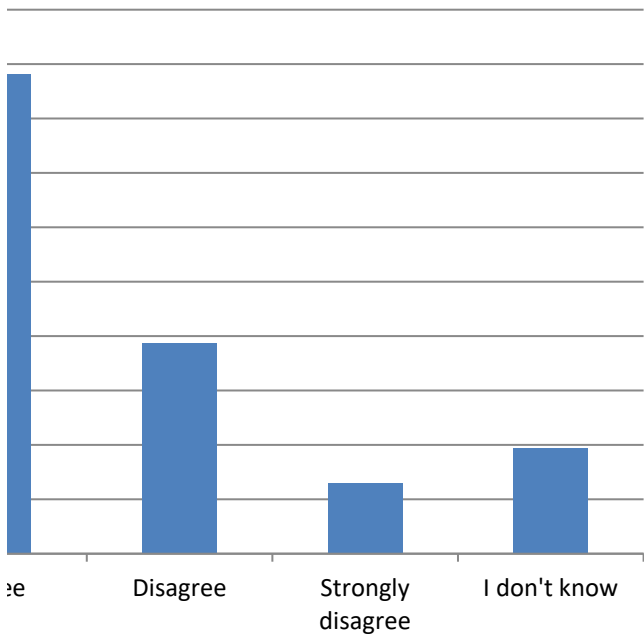


ent or done something positive.

· Excel, to change the chart type.
C) or "Switch Plot" (Mac) in the chart tools

their student has made improvement or done something positive.





■ Staff members make an effort to contact parents when their student has made improvement or done something positive.

Summary of This school communicates with parents in a timely and ongoing basis.

Categorical Summary

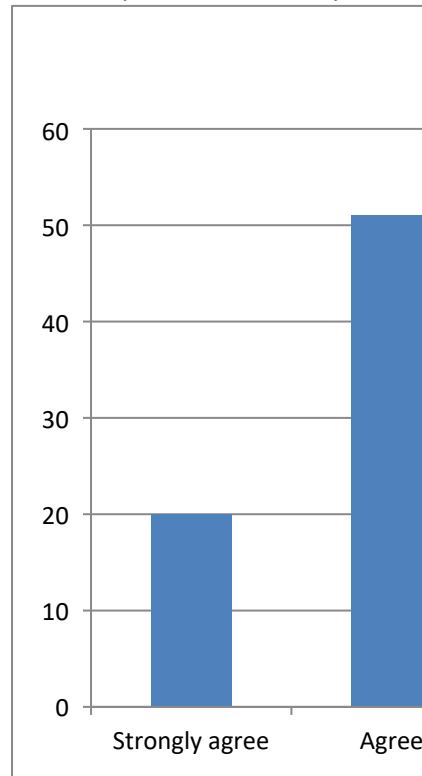
Sample Size Number of Distinct Categories

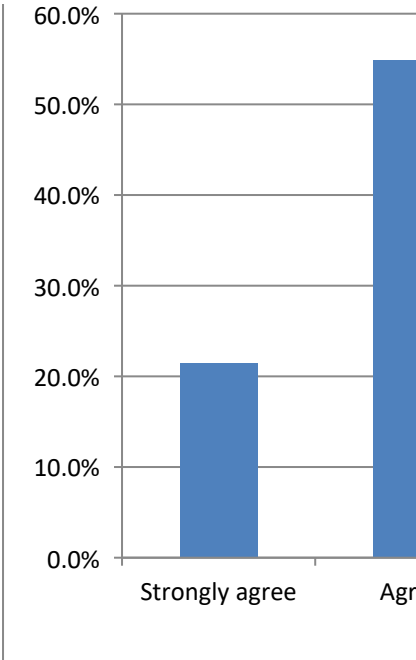
93 of 93 5

This school	Count	Percent of	Confidence Interval (Percent of Data)
Strongly ag	20	21.5%	14.4% to 30.9%
Agree	51	54.8%	44.7% to 64.6%
Disagree	11	11.8%	6.7% to 19.9%
Strongly di:	7	7.5%	3.7% to 14.7%
I don't know	4	4.3%	1.7% to 10.5%

Select a chart and choose "Clustered Column", "100% Stacked Column", or "Pie" chart in Powerpoint or To create a correct "100% Stacked Column" chart, choose the chart then click "Switch Row/Column" (PC

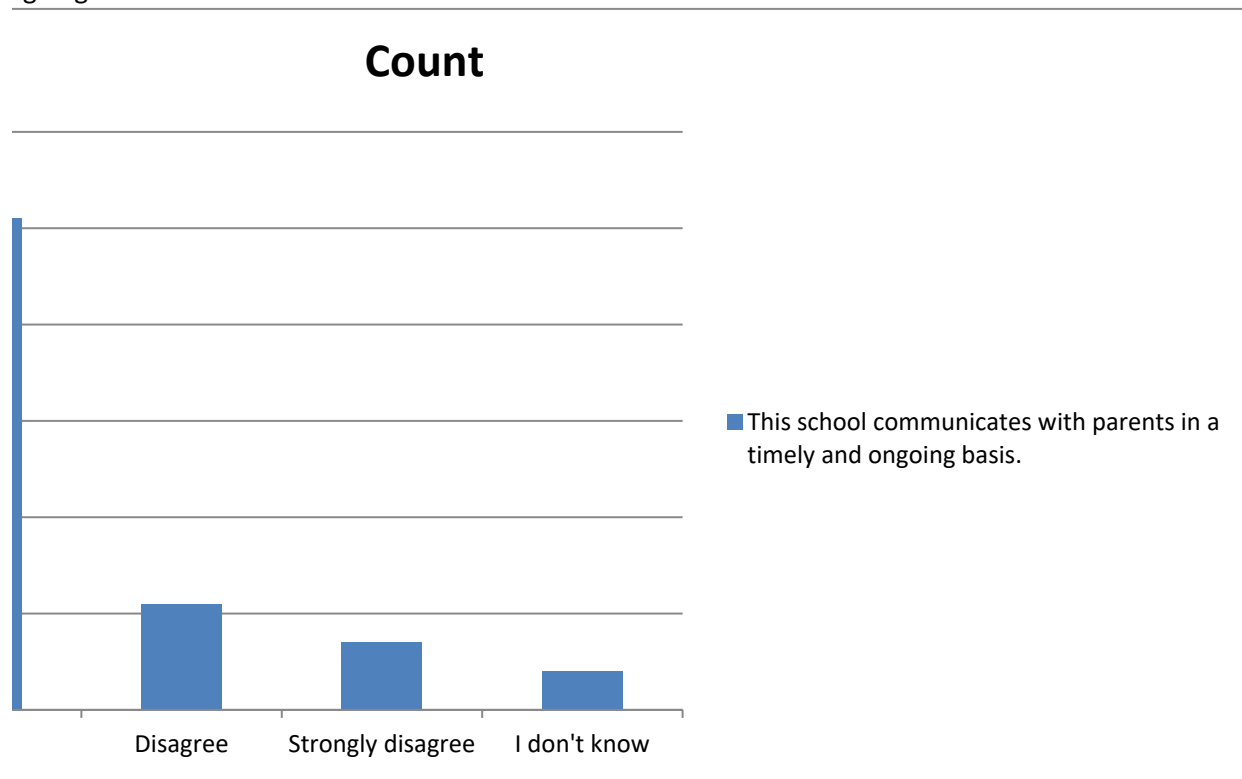
Count	This school	Percent	This school communicates with parents in a timely and or
Strongly ag	20	Strongly ag	21.5%
Agree	51	Agree	54.8%
Disagree	11	Disagree	11.8%
Strongly di:	7	Strongly di:	7.5%
I don't know	4	I don't know	4.3%

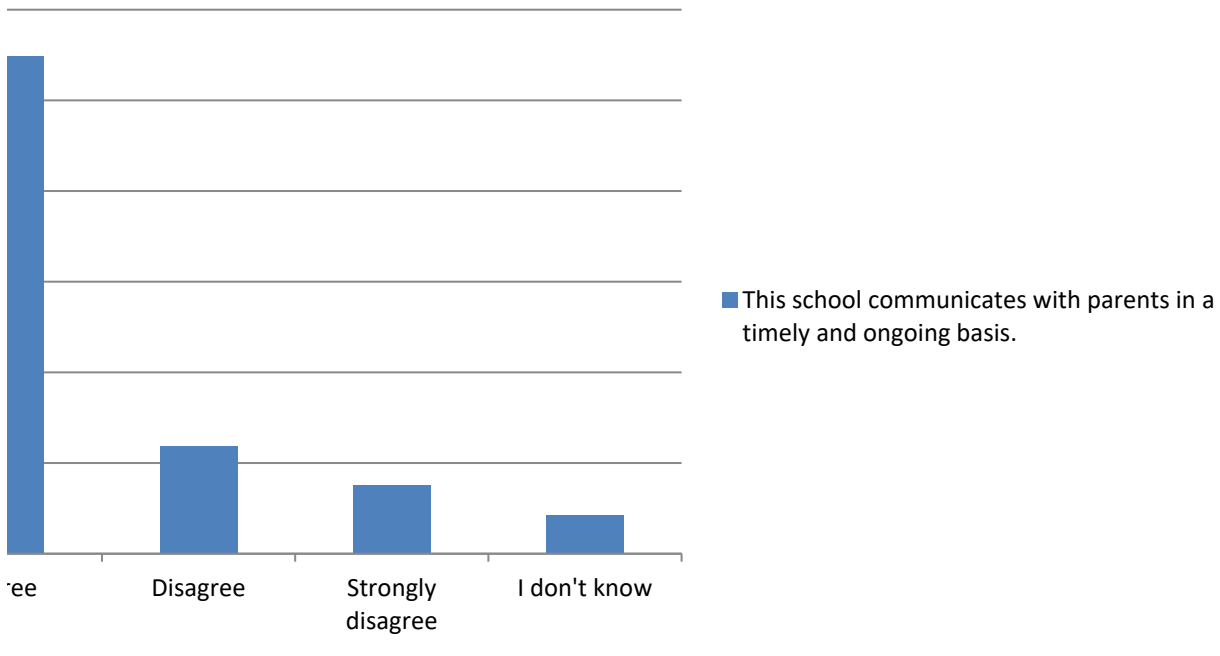




· Excel, to change the chart type.
C) or "Switch Plot" (Mac) in the chart tools

ngoing basis.





Summary of Discipline is fair.

Categorical Summary

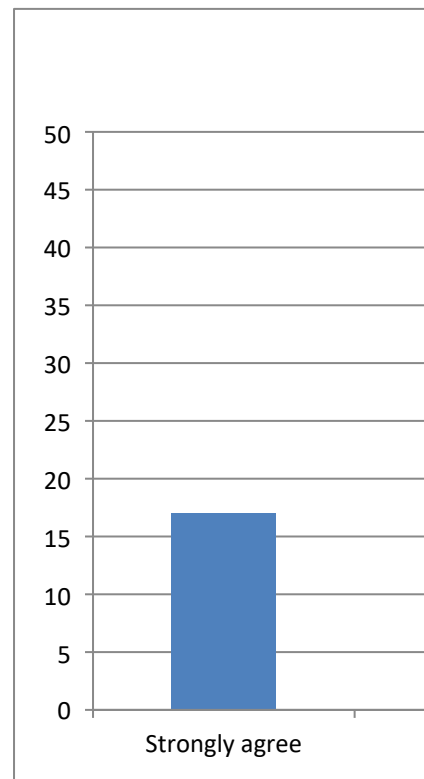
Sample Size Number of Distinct Categories

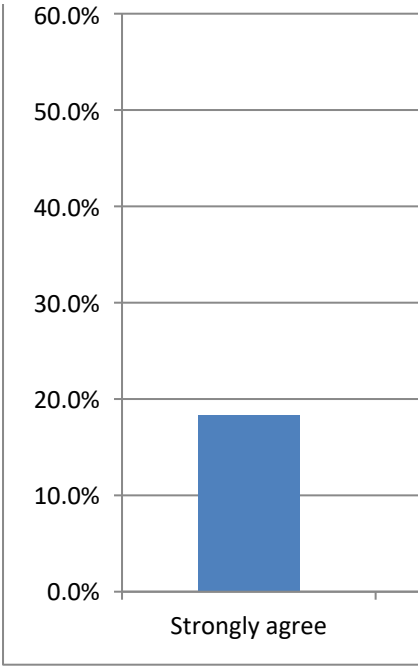
93 of 93 5

Discipline is:	Count	Percent of	Confidence Interval (Percent of Data)
Strongly ag	17	18.3%	11.7% to 27.3%
Agree	47	50.5%	40.6% to 60.5%
Disagree	10	10.8%	5.9% to 18.7%
Strongly di:	8	8.6%	4.4% to 16.1%
I don't know	11	11.8%	6.7% to 19.9%

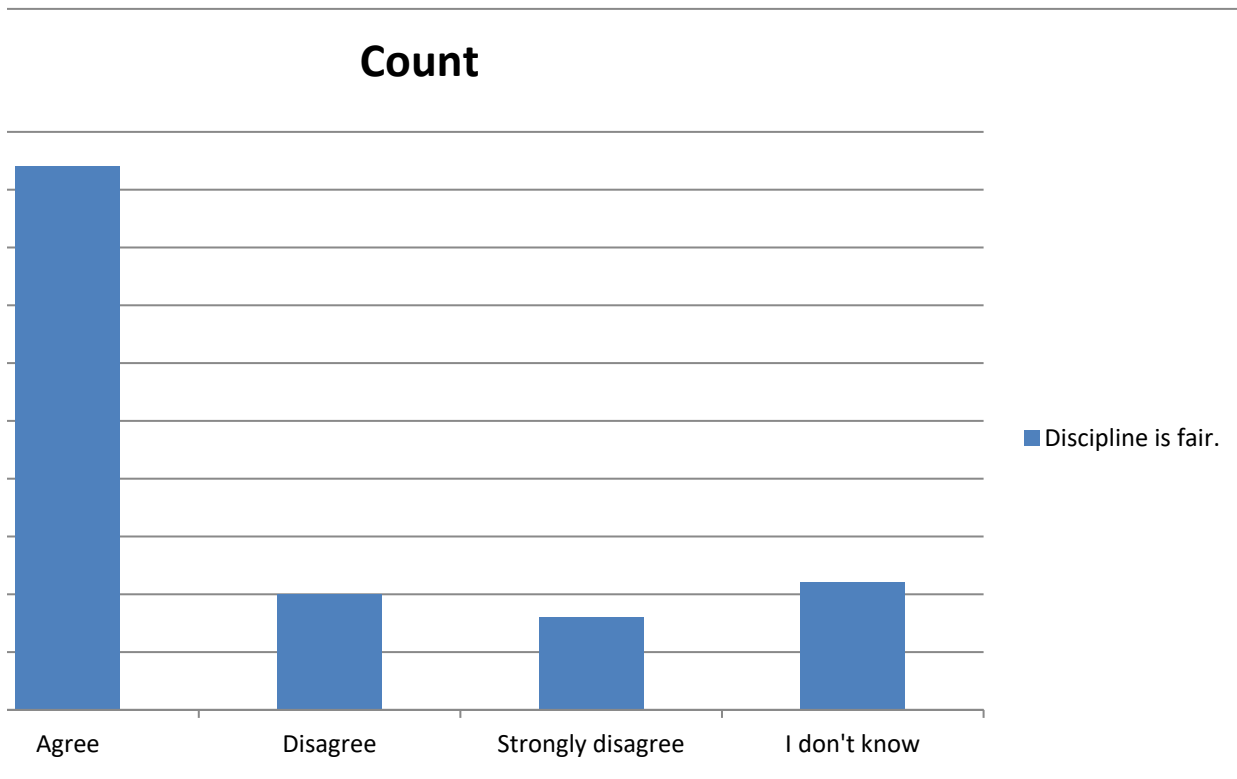
Select a chart and choose "Clustered Column", "100% Stacked Column", or "Pie" chart in Powerpoint or To create a correct "100% Stacked Column" chart, choose the chart then click "Switch Row/Column" (PC

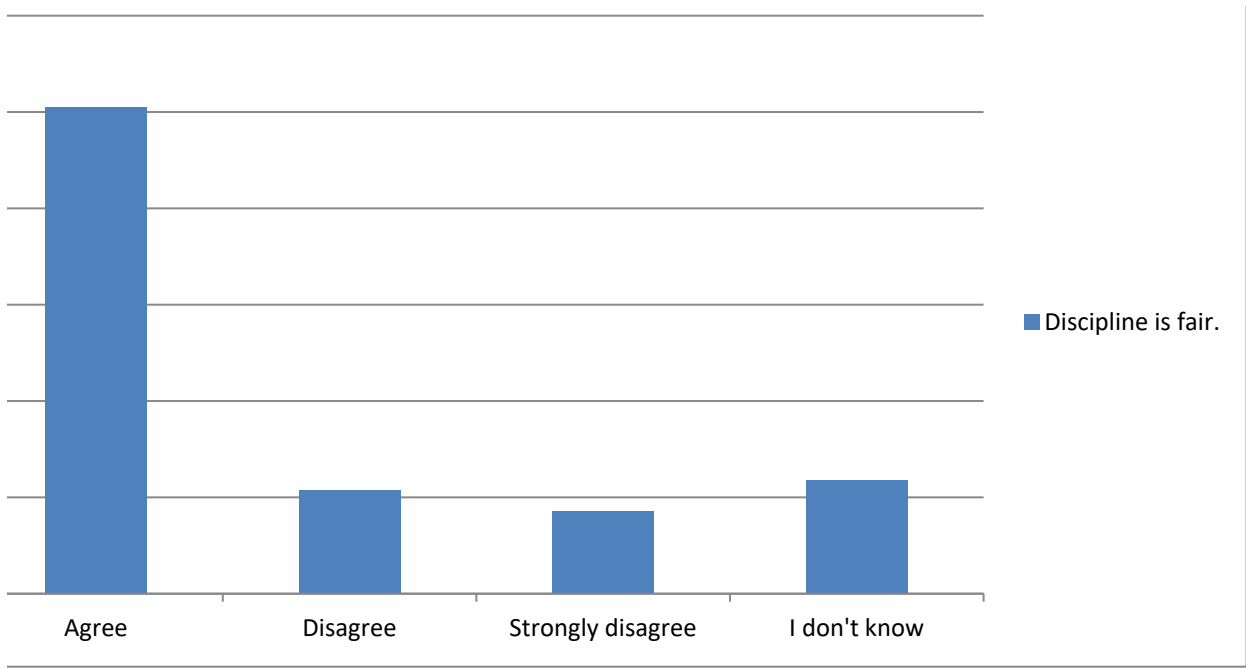
Count	Discipline is:	Percent	Discipline is fair.
Strongly ag	17	Strongly ag	18.3%
Agree	47	Agree	50.5%
Disagree	10	Disagree	10.8%
Strongly di:	8	Strongly di:	8.6%
I don't know	11	I don't know	11.8%





· Excel, to change the chart type.
C) or "Switch Plot" (Mac) in the chart tools





Summary of The following types of problems occur often at this school:

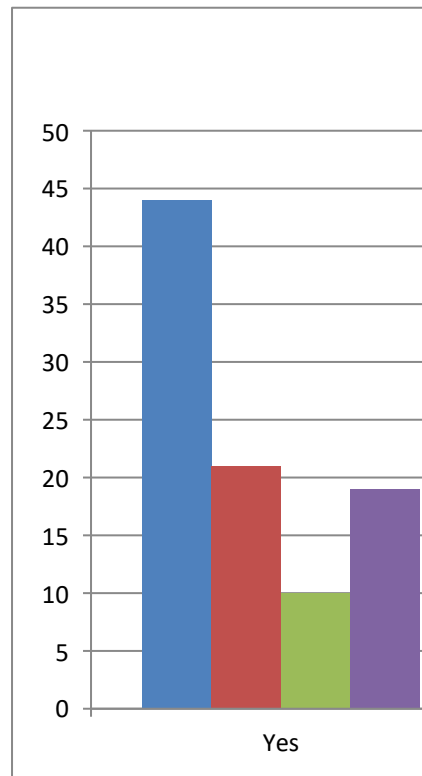
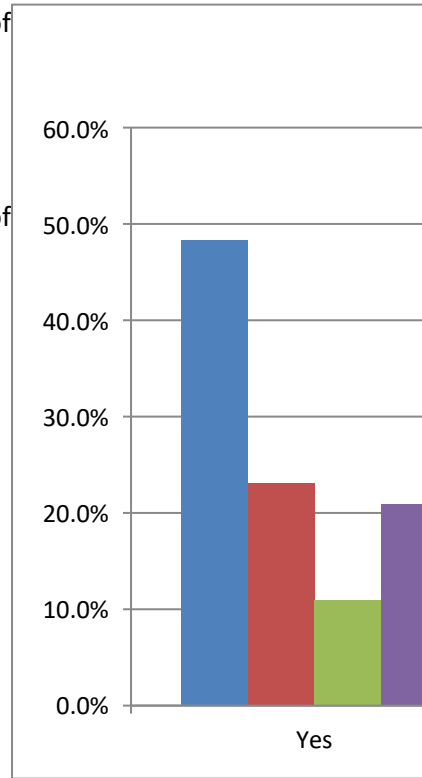
Select a chart and choose "Clustered Column", "100% Stacked Column", or "Pie" chart in Powerpoint or

Col %

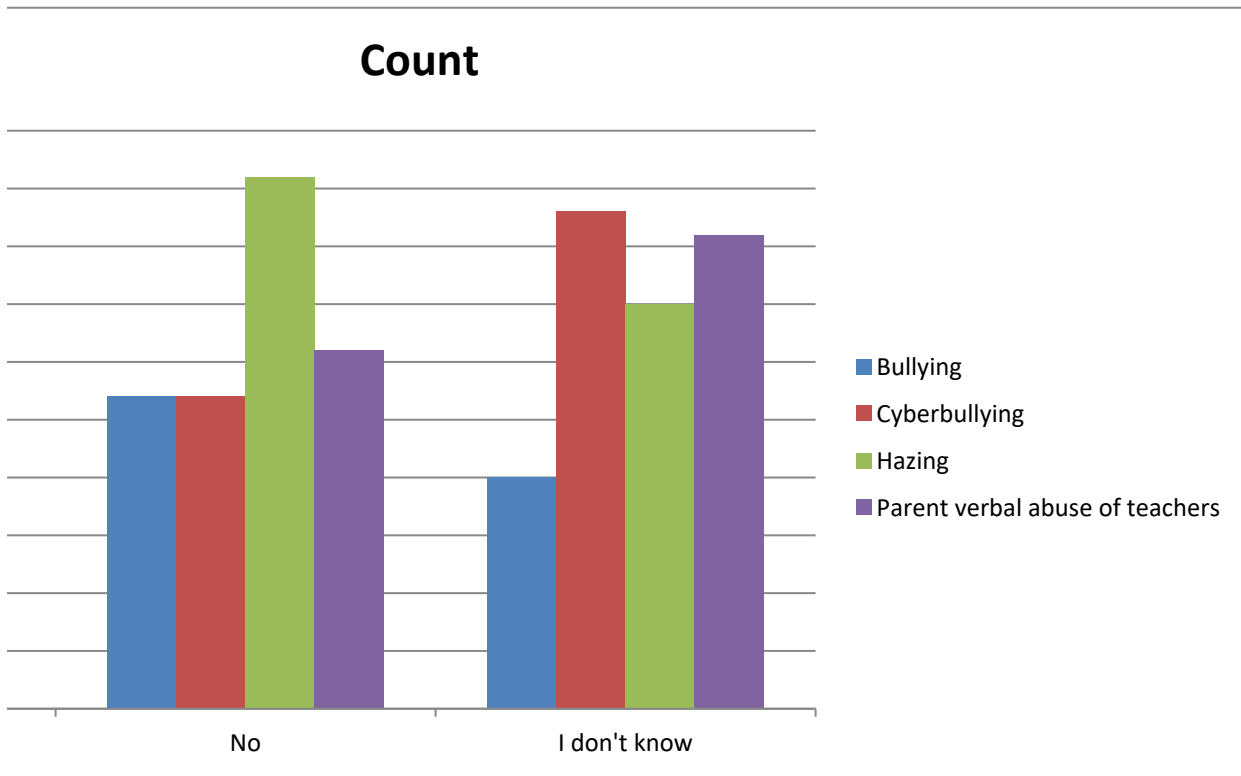
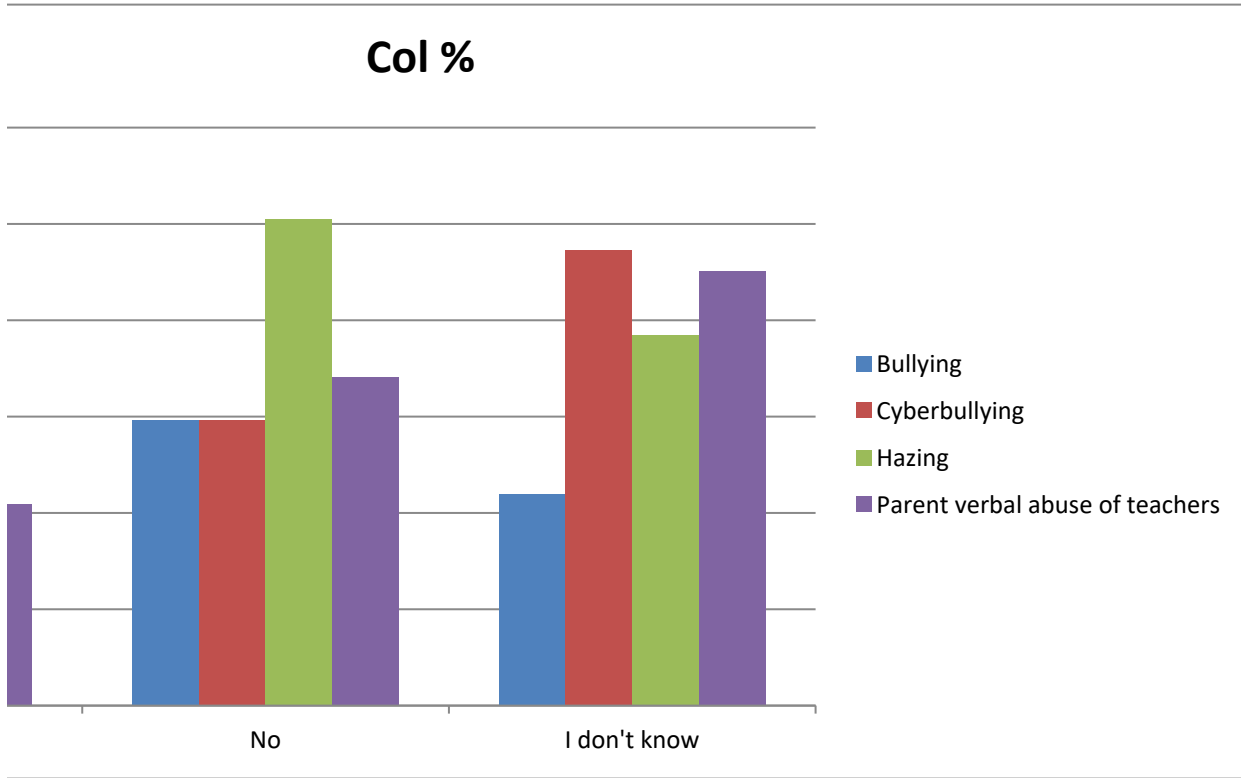
	Bullying	Cyberbullyi Hazing	Parent verbal abuse of	
Yes	48.4%	23.1%	11.0%	20.9%
No	29.7%	29.7%	50.5%	34.1%
I don't know	22.0%	47.3%	38.5%	45.1%

Count

	Bullying	Cyberbullyi Hazing	Parent verbal abuse of	
Yes	44	21	10	19
No	27	27	46	31
I don't know	20	43	35	41



· Excel, to change the chart type.



Summary of The following types of problems occur often at this school:

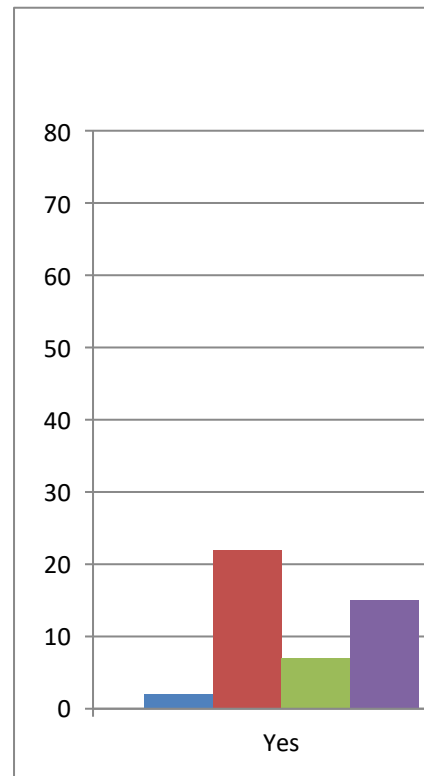
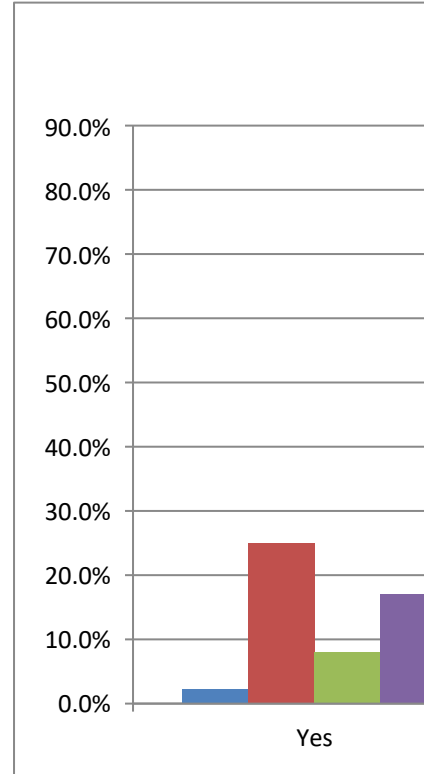
Select a chart and choose "Clustered Column", "100% Stacked Column", or "Pie" chart in Powerpoint or

Col %

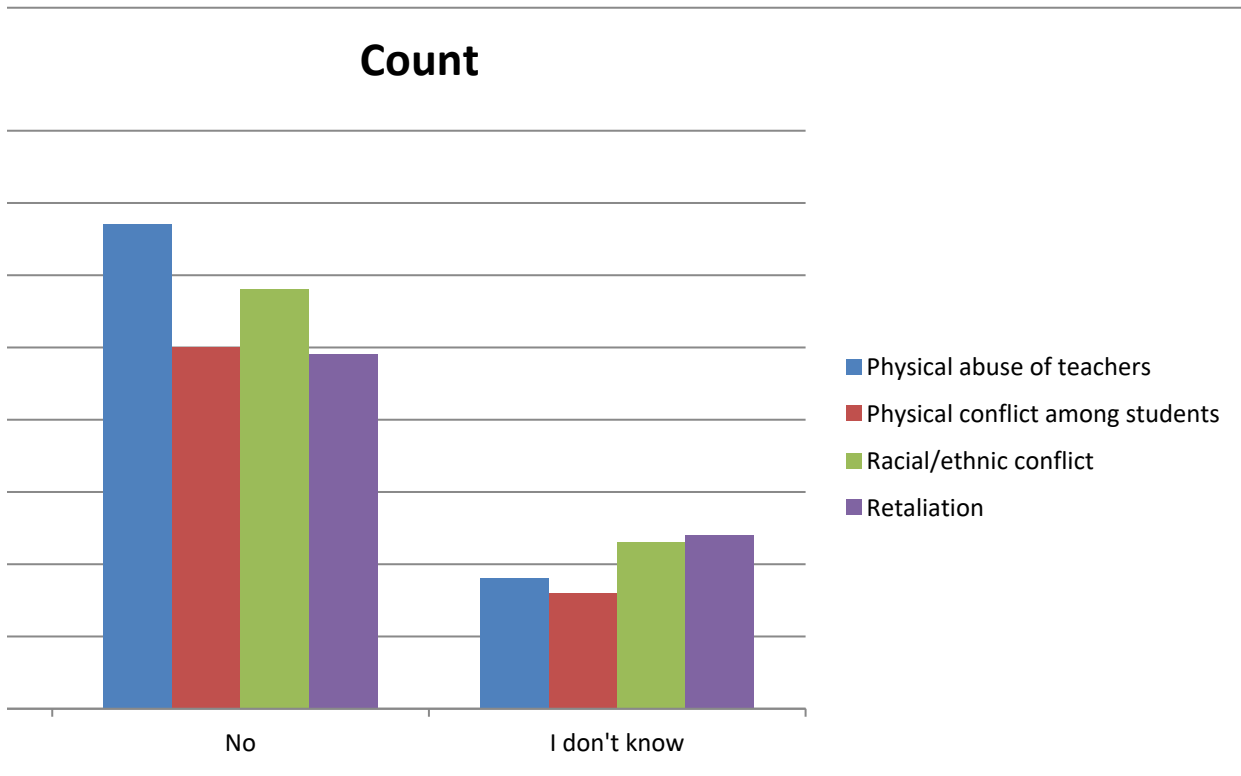
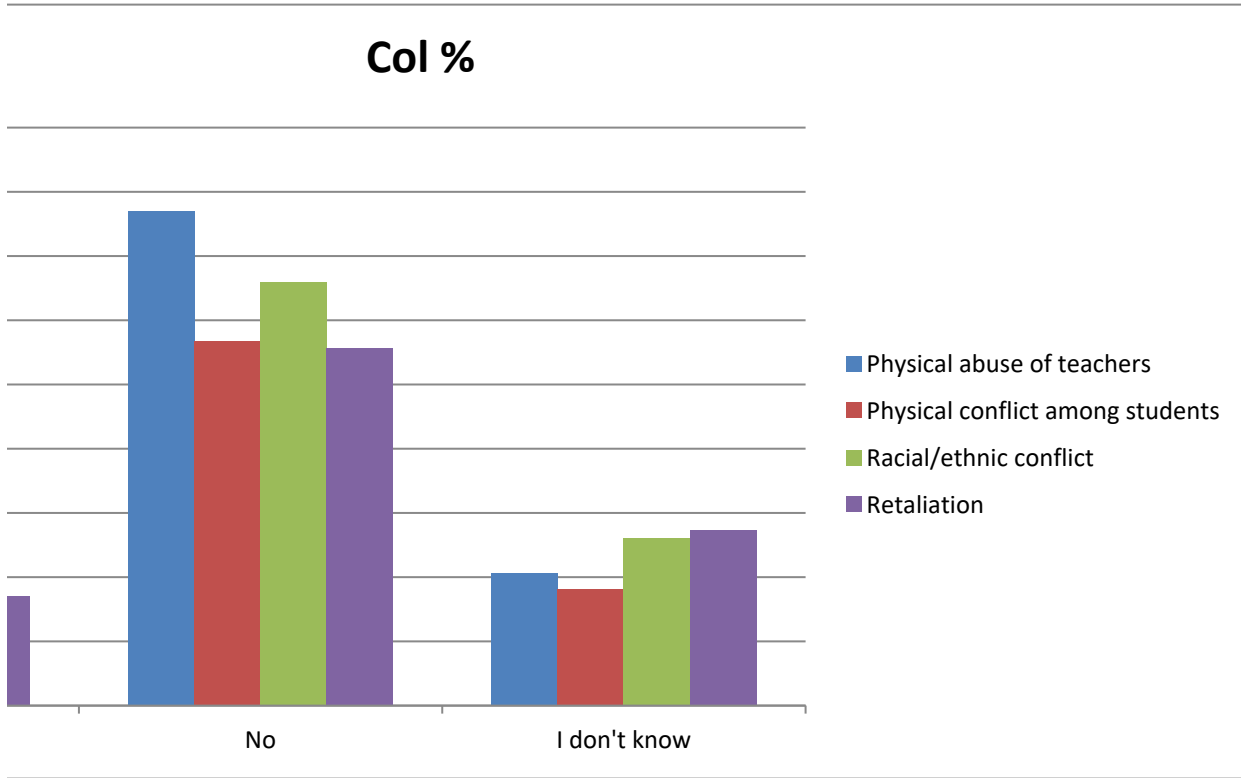
	Physical ab	Physical co	Racial/ethr	Retaliation
Yes	2.3%	25.0%	8.0%	17.0%
No	77.0%	56.8%	65.9%	55.7%
I don't know	20.7%	18.2%	26.1%	27.3%

Count

	Physical ab	Physical co	Racial/ethr	Retaliation
Yes	2	22	7	15
No	67	50	58	49
I don't know	18	16	23	24



· Excel, to change the chart type.



Summary of The following types of problems occur often at this school:

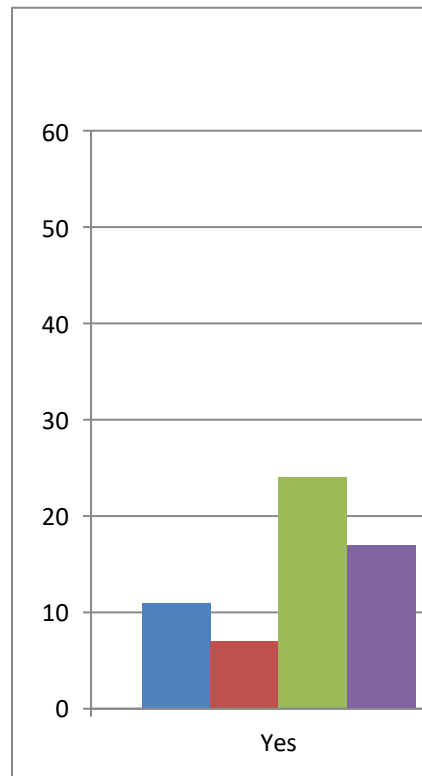
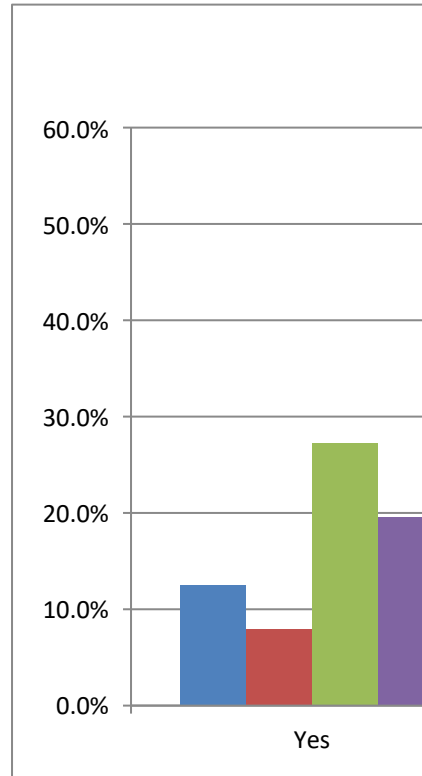
Select a chart and choose "Clustered Column", "100% Stacked Column", or "Pie" chart in Powerpoint or

Col %

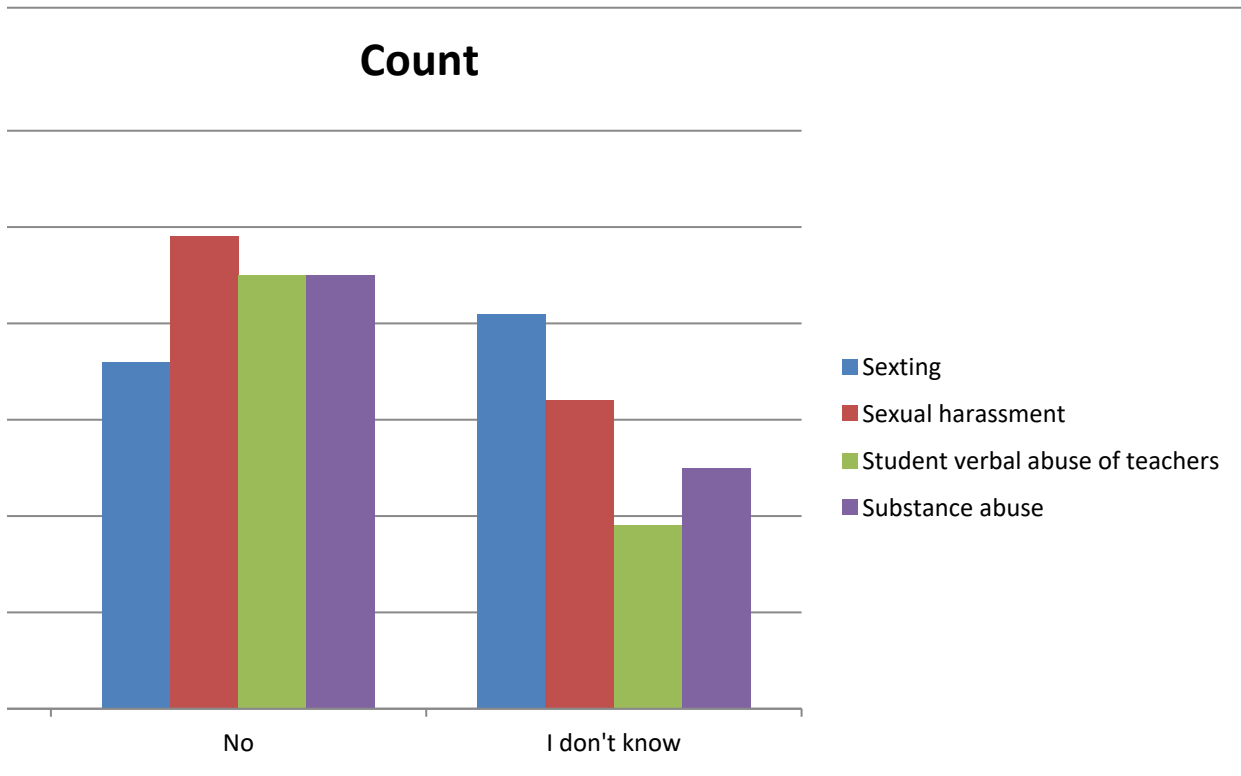
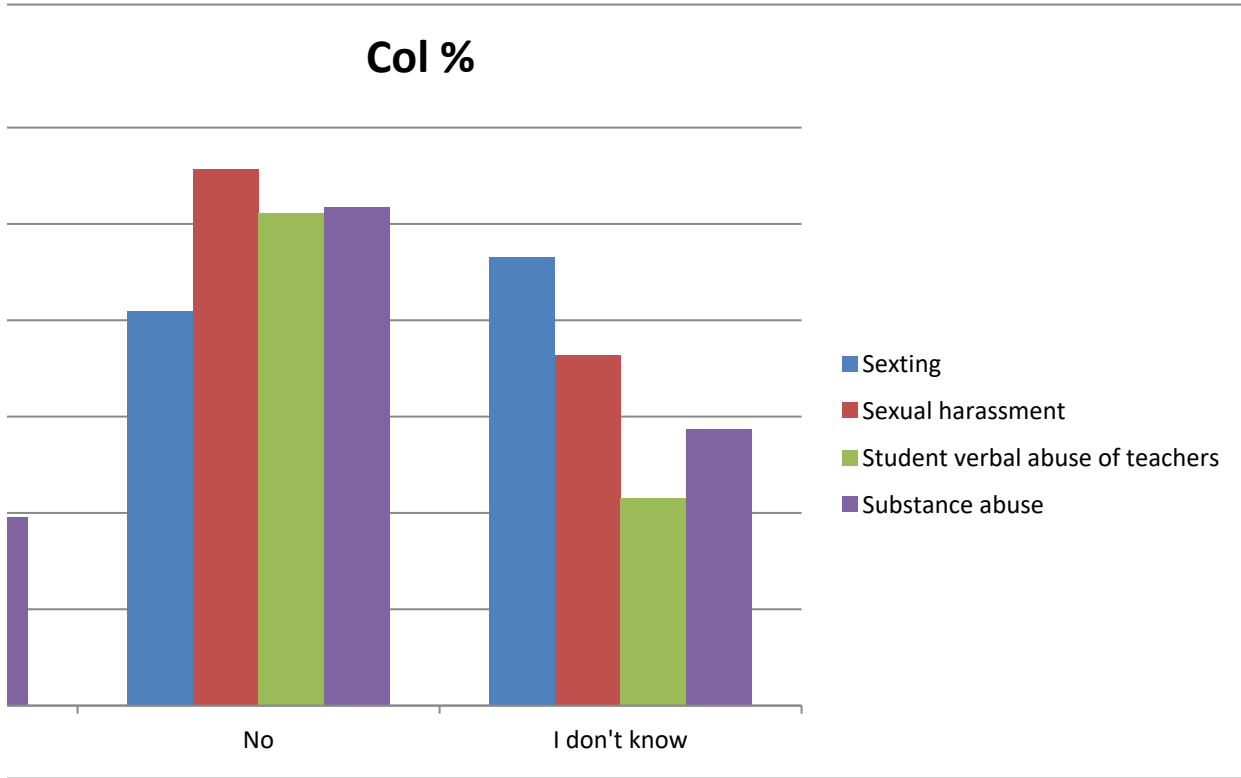
	Sexting	Sexual hara	Student ve	Substance abuse
Yes	12.5%	8.0%	27.3%	19.5%
No	40.9%	55.7%	51.1%	51.7%
I don't know	46.6%	36.4%	21.6%	28.7%

Count

	Sexting	Sexual hara	Student ve	Substance abuse
Yes	11	7	24	17
No	36	49	45	45
I don't know	41	32	19	25



· Excel, to change the chart type.



Summary of The following types of problems occur often at this school:

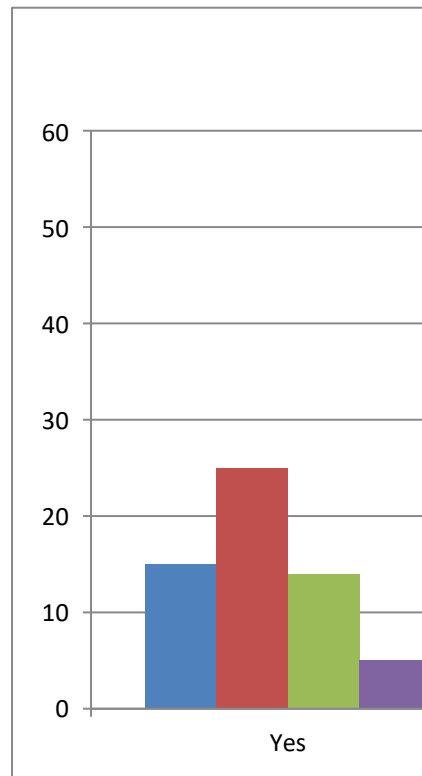
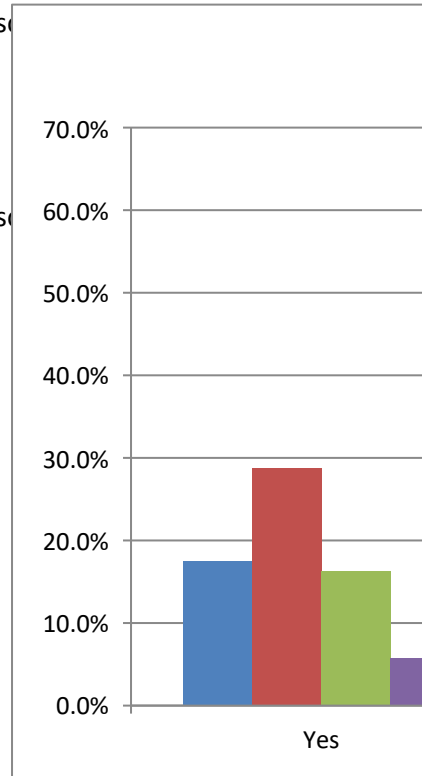
Select a chart and choose "Clustered Column", "100% Stacked Column", or "Pie" chart in Powerpoint or

Col %

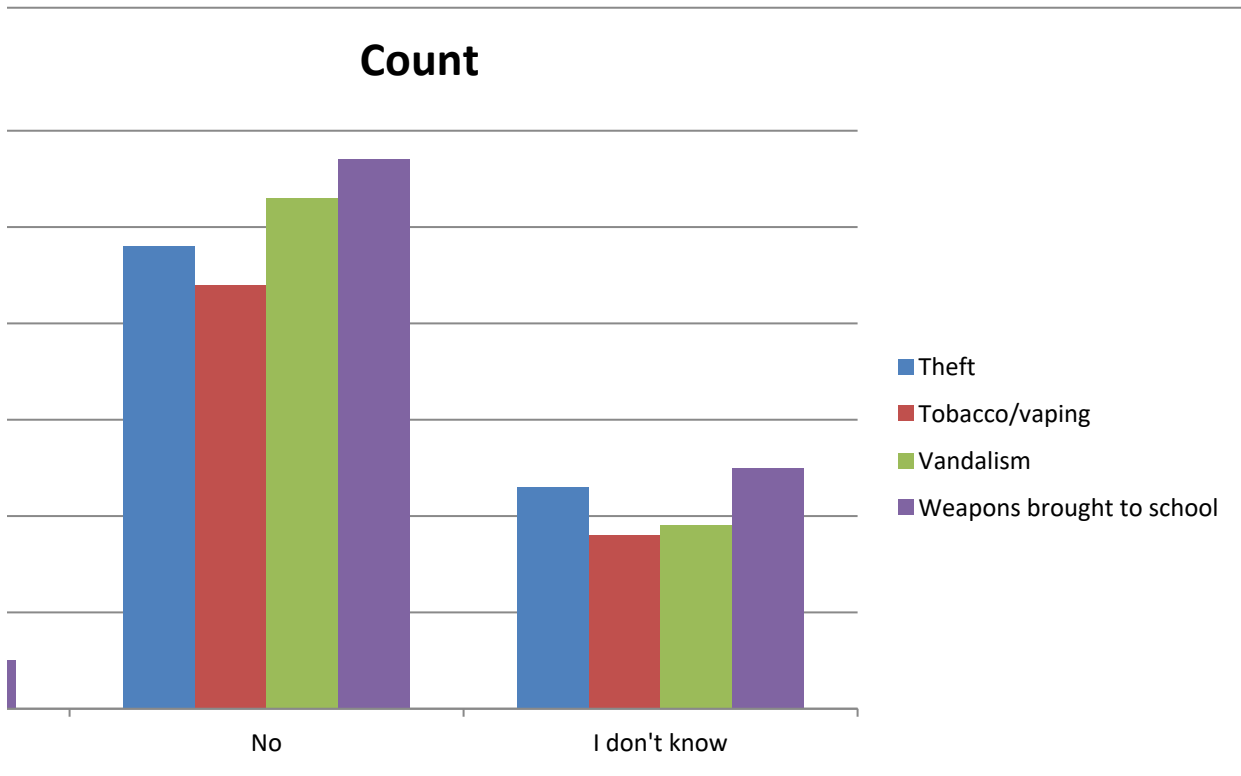
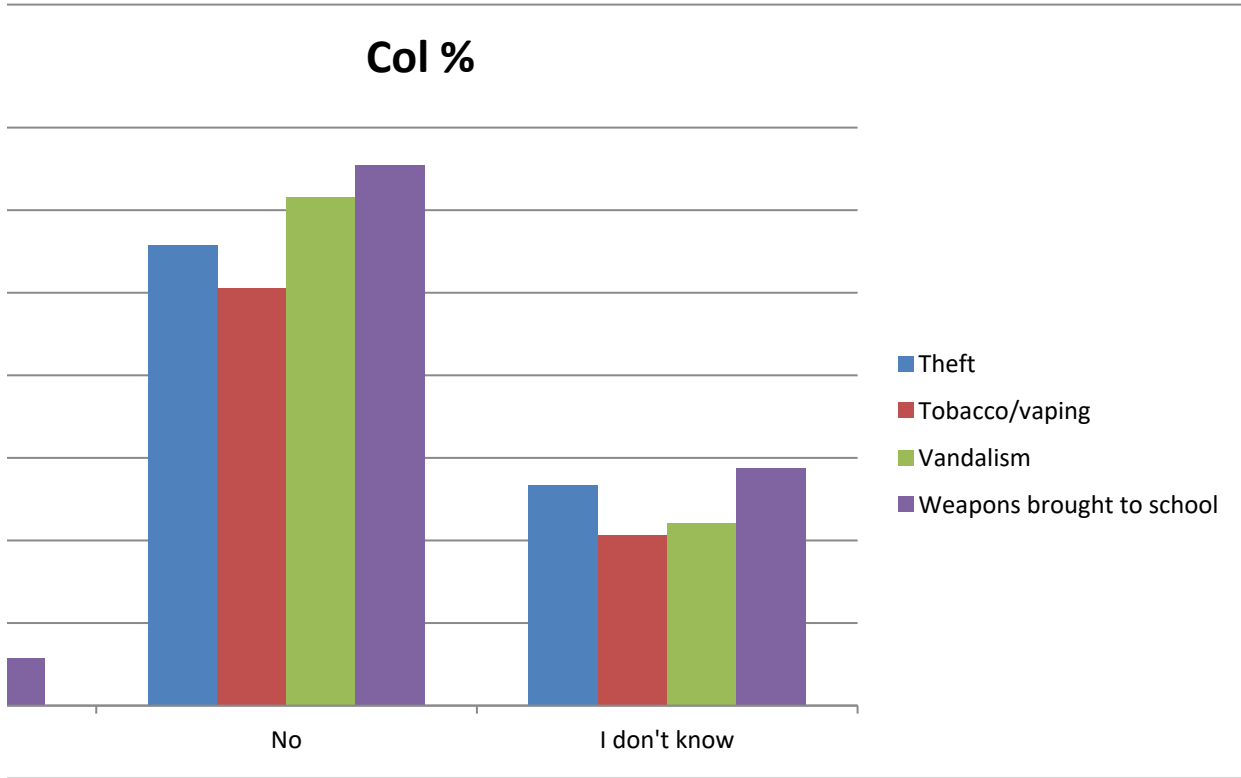
	Theft	Tobacco/v	Vandalism	Weapons brought to s
Yes	17.4%	28.7%	16.3%	5.7%
No	55.8%	50.6%	61.6%	65.5%
I don't know	26.7%	20.7%	22.1%	28.7%

Count

	Theft	Tobacco/v	Vandalism	Weapons brought to s
Yes	15	25	14	5
No	48	44	53	57
I don't know	23	18	19	25



· Excel, to change the chart type.



Summary of The programs at this school are adequate to support students with special needs or disabili

Categorical Summary

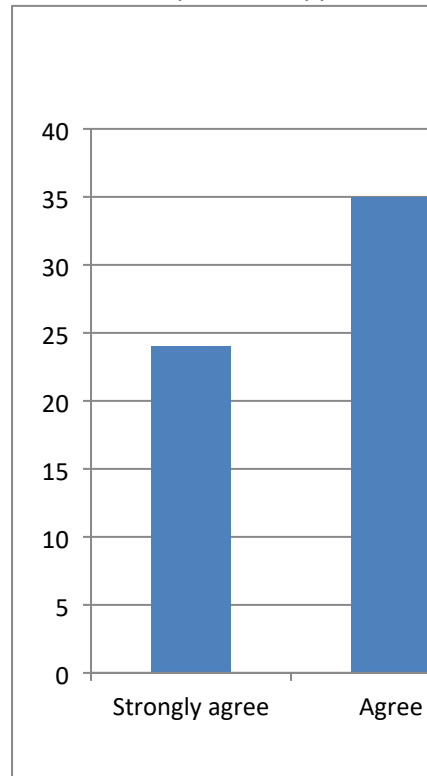
Sample Size Number of Distinct Categories

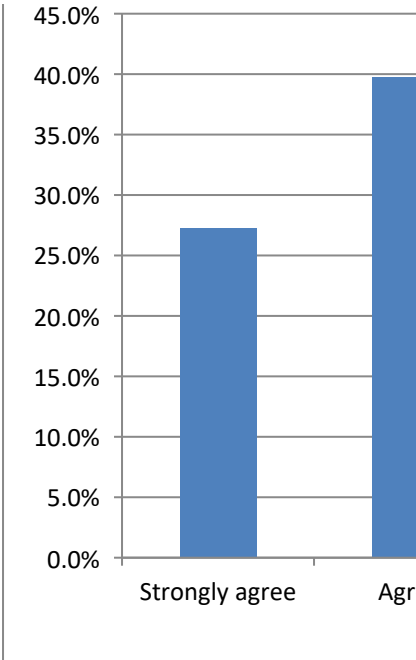
88 of 88 5

The progra	Count	Percent of	Confidence Interval (Percent of Data)
Strongly ag	24	27.3%	19.1% to 37.4%
Agree	35	39.8%	30.2% to 50.2%
Disagree	15	17.0%	10.6% to 26.2%
Strongly di:	5	5.7%	2.5% to 12.6%
I don't kno	9	10.2%	5.5% to 18.3%

Select a chart and choose "Clustered Column", "100% Stacked Column", or "Pie" chart in Powerpoint or To create a correct "100% Stacked Column" chart, choose the chart then click "Switch Row/Column" (PC

Count	The progra	Percent	The programs at this school are adequate to support stud
Strongly ag	24	Strongly ag 27.3%	
Agree	35	Agree 39.8%	
Disagree	15	Disagree 17.0%	
Strongly di:	5	Strongly di: 5.7%	
I don't kno	9	I don't kno 10.2%	

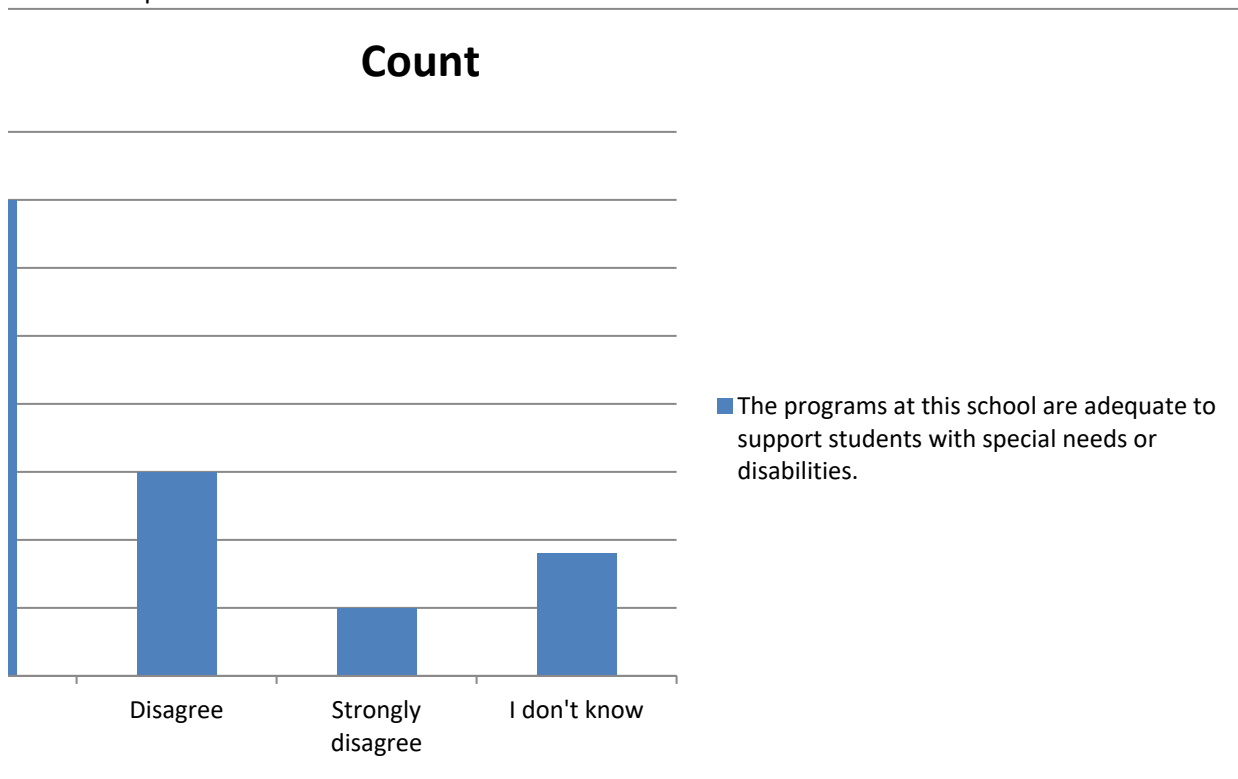


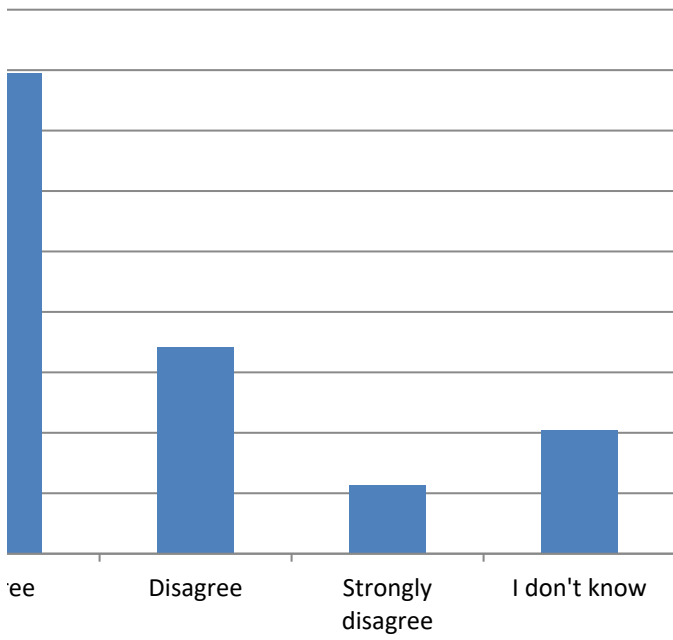


ities.

· Excel, to change the chart type.
C) or "Switch Plot" (Mac) in the chart tools

lents with special needs or disabilities.





■ The programs at this school are adequate to support students with special needs or disabilities.

Summary of This school places a priority on students' health and nutrition needs.

Categorical Summary

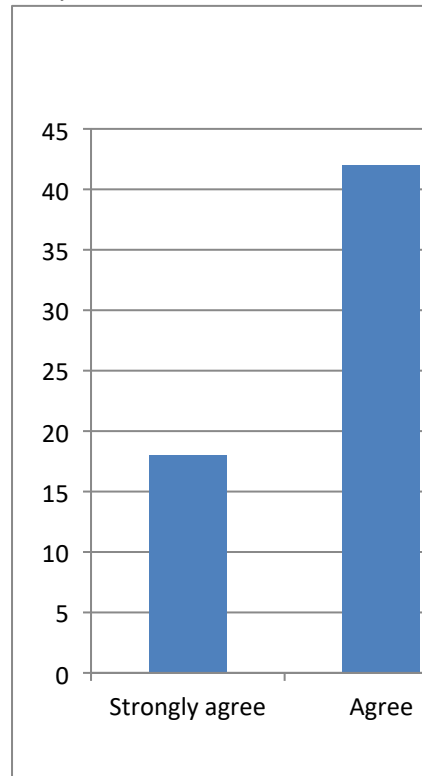
Sample Size Number of Distinct Categories

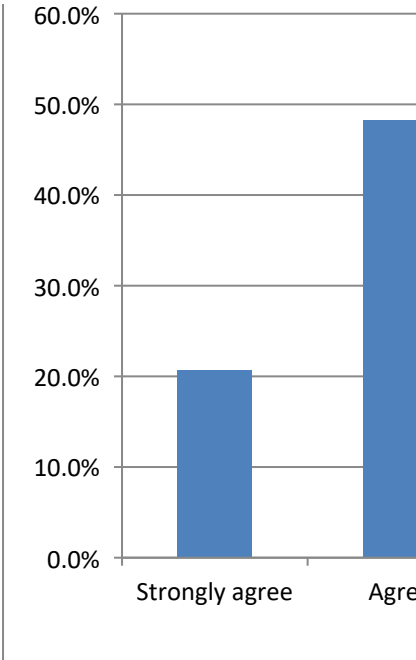
87 of 87 5

This school	Count	Percent of	Confidence Interval (Percent of Data)
Strongly ag	18	20.7%	13.5% to 30.4%
Agree	42	48.3%	38.1% to 58.6%
Disagree	13	14.9%	8.9% to 23.9%
Strongly di:	4	4.6%	1.8% to 11.2%
I don't know	10	11.5%	6.4% to 19.9%

Select a chart and choose "Clustered Column", "100% Stacked Column", or "Pie" chart in Powerpoint or To create a correct "100% Stacked Column" chart, choose the chart then click "Switch Row/Column" (PC

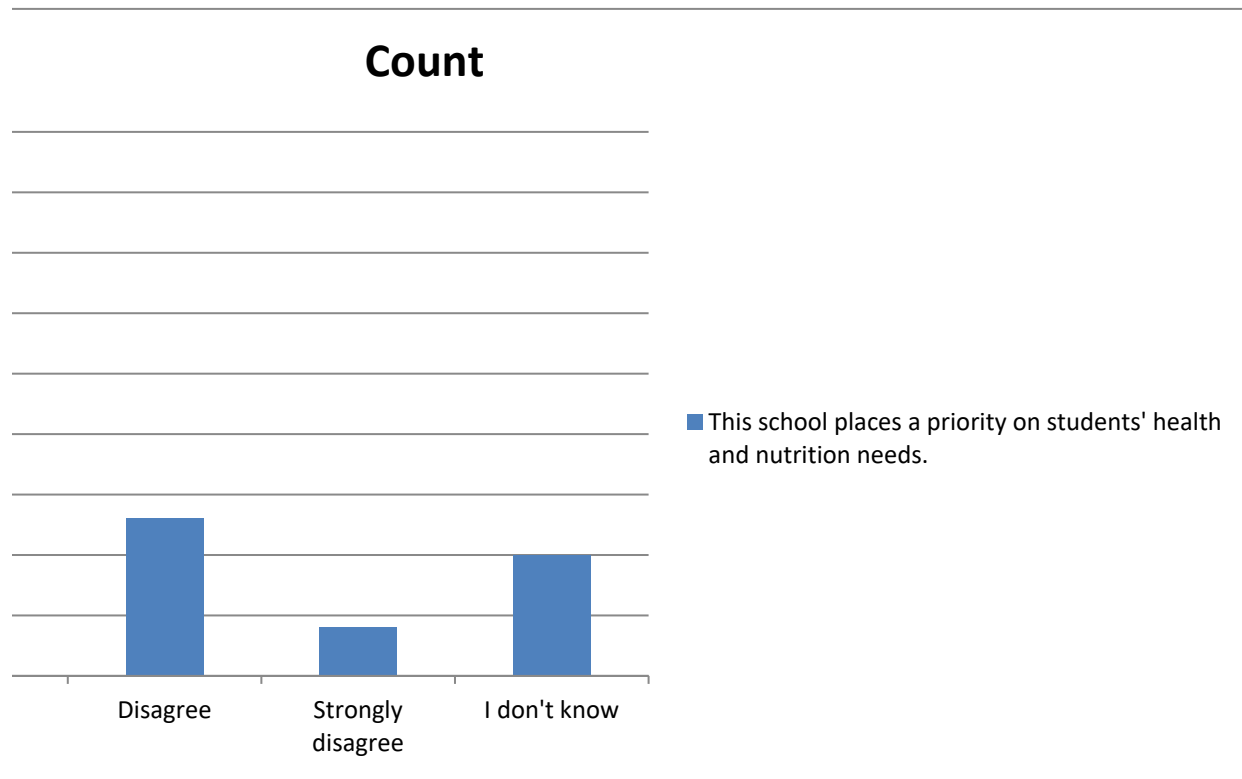
Count	This school	Percent	This school places a priority on students' health and nutri
Strongly ag	18	Strongly ag	20.7%
Agree	42	Agree	48.3%
Disagree	13	Disagree	14.9%
Strongly di:	4	Strongly di:	4.6%
I don't know	10	I don't know	11.5%

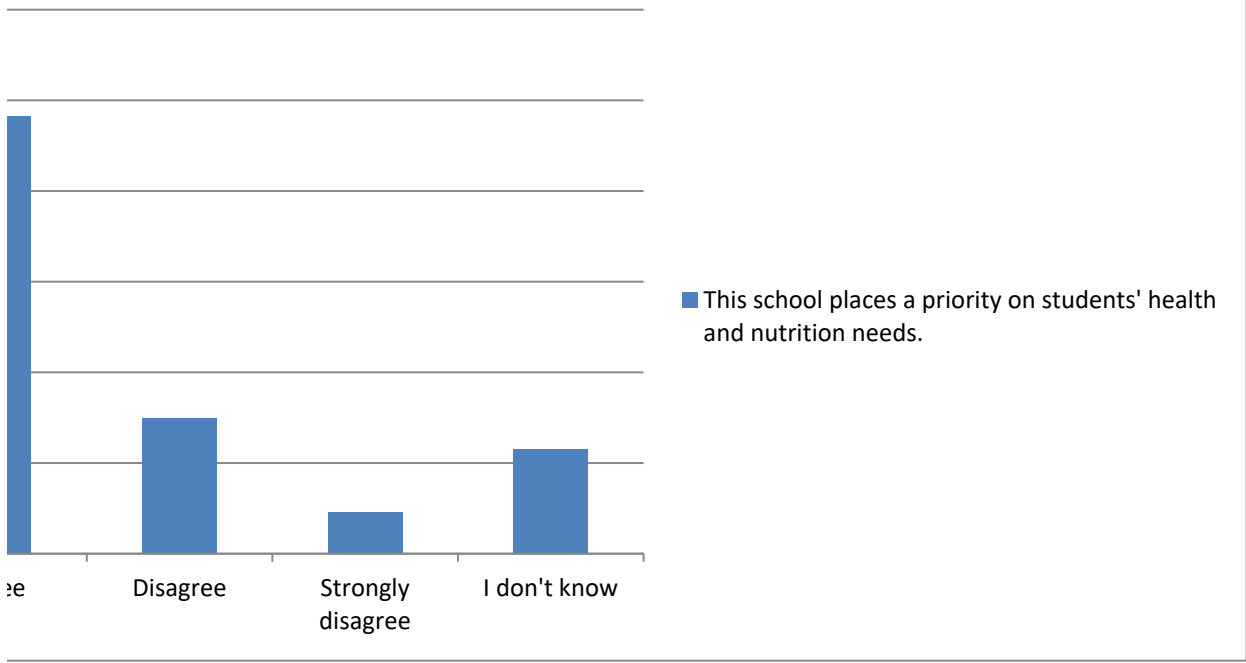




· Excel, to change the chart type.
C) or "Switch Plot" (Mac) in the chart tools

tion needs.





Summary of This school places a priority on student's physical activity.

Categorical Summary

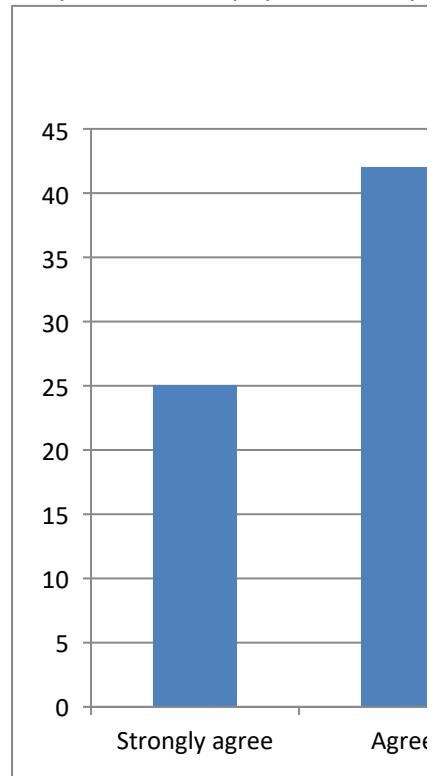
Sample Size Number of Distinct Categories

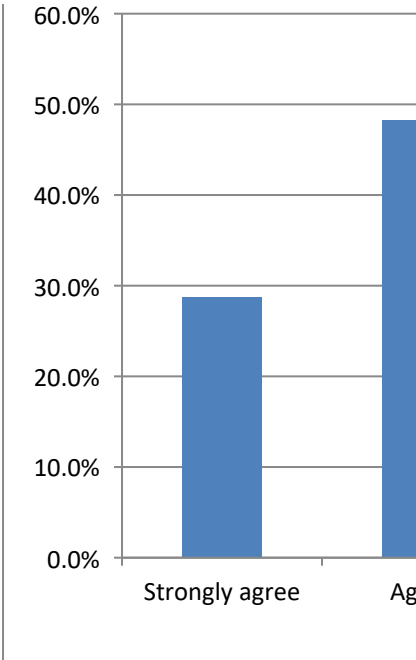
87 of 87 5

This school	Count	Percent of	Confidence Interval (Percent of Data)
Strongly ag	25	28.7%	20.3% to 39.0%
Agree	42	48.3%	38.1% to 58.6%
Disagree	7	8.0%	4.0% to 15.7%
Strongly di:	4	4.6%	1.8% to 11.2%
I don't know	9	10.3%	5.5% to 18.5%

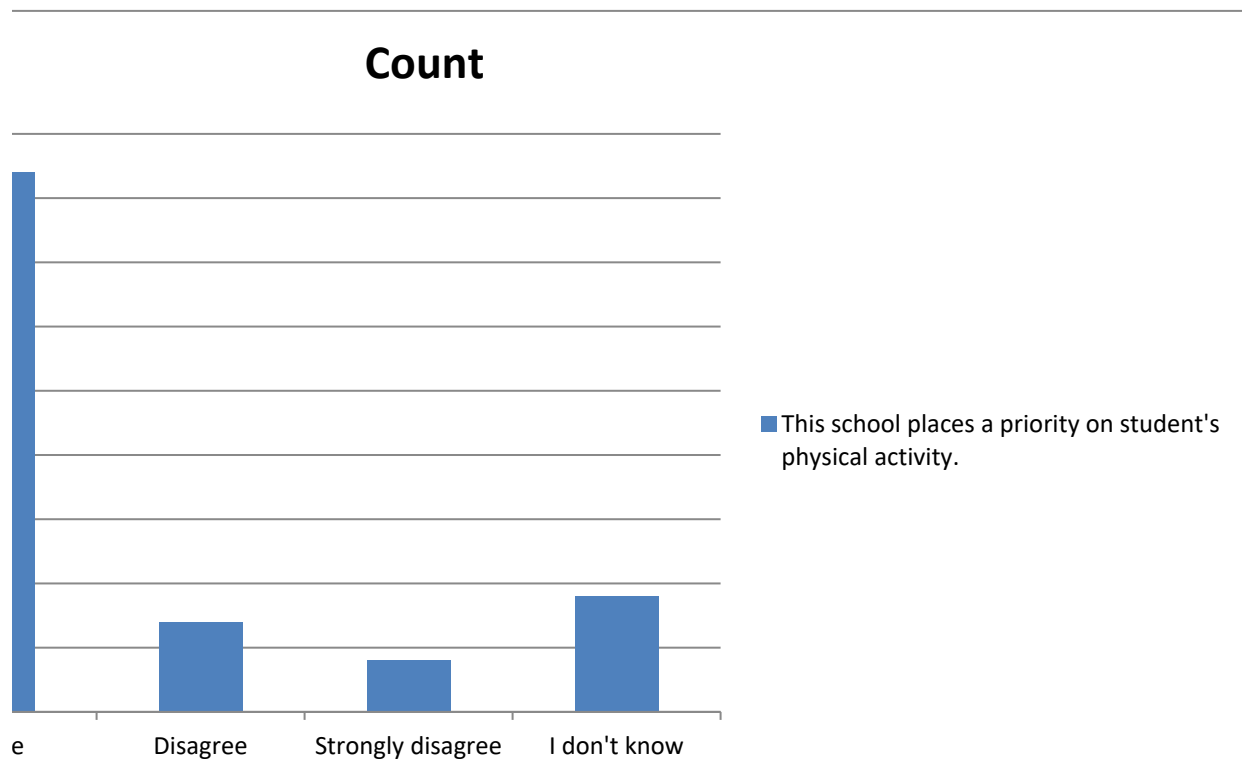
Select a chart and choose "Clustered Column", "100% Stacked Column", or "Pie" chart in Powerpoint or To create a correct "100% Stacked Column" chart, choose the chart then click "Switch Row/Column" (PC

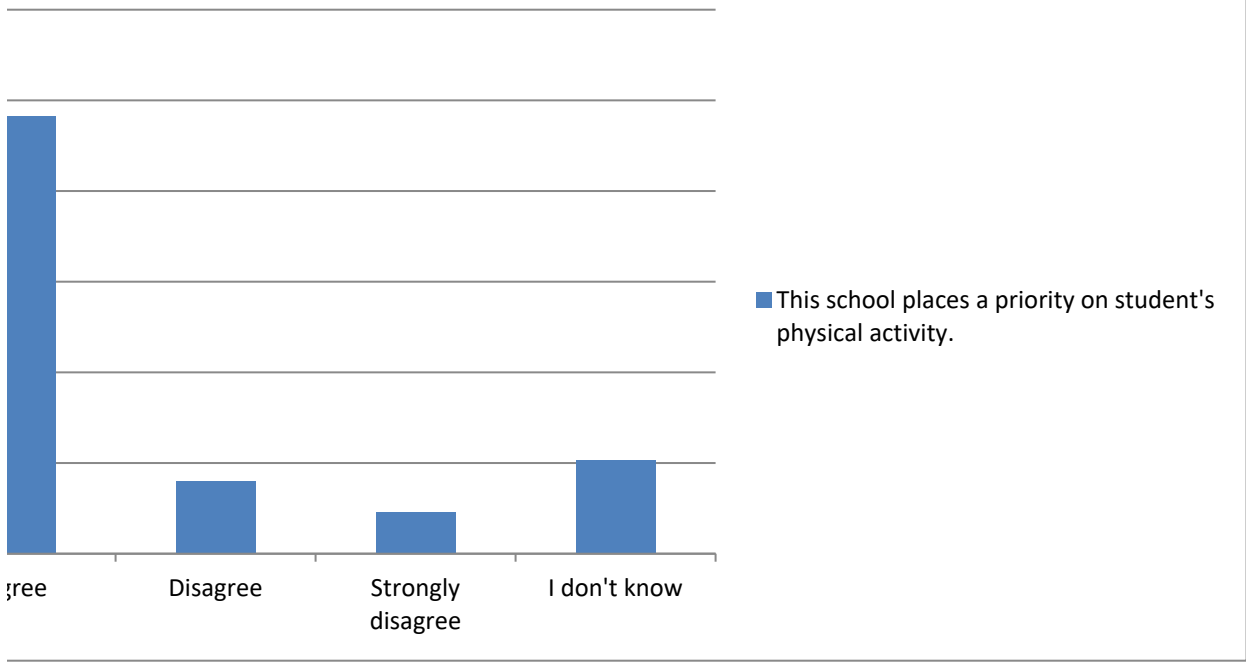
Count	This school	Percent	This school places a priority on student's physical activity.
Strongly ag	25	Strongly ag 28.7%	
Agree	42	Agree 48.3%	
Disagree	7	Disagree 8.0%	
Strongly di:	4	Strongly di: 4.6%	
I don't know	9	I don't know 10.3%	





· Excel, to change the chart type.
C) or "Switch Plot" (Mac) in the chart tools





Summary of This school provides the following to help students with social or emotional needs:

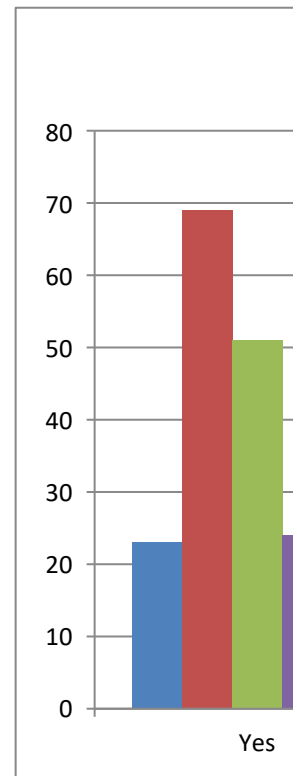
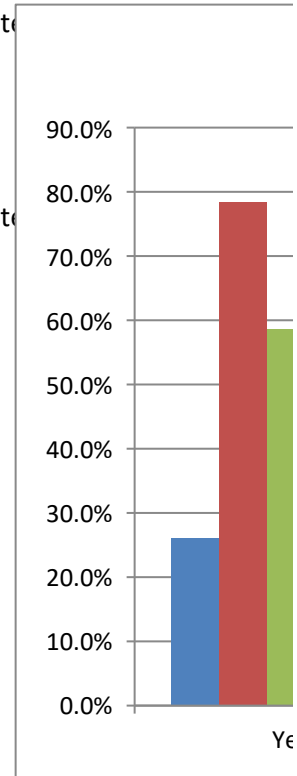
Select a chart and choose "Clustered Column", "100% Stacked Column", or "Pie" chart in Powerpoint or

Col %

	Community	Counseling	Information	Mental hea	Online support or mat
Yes	26.1%	78.4%	58.6%	27.3%	40.2%
No	36.4%	5.7%	19.5%	30.7%	18.4%
I don't know	37.5%	15.9%	21.8%	42.0%	41.4%

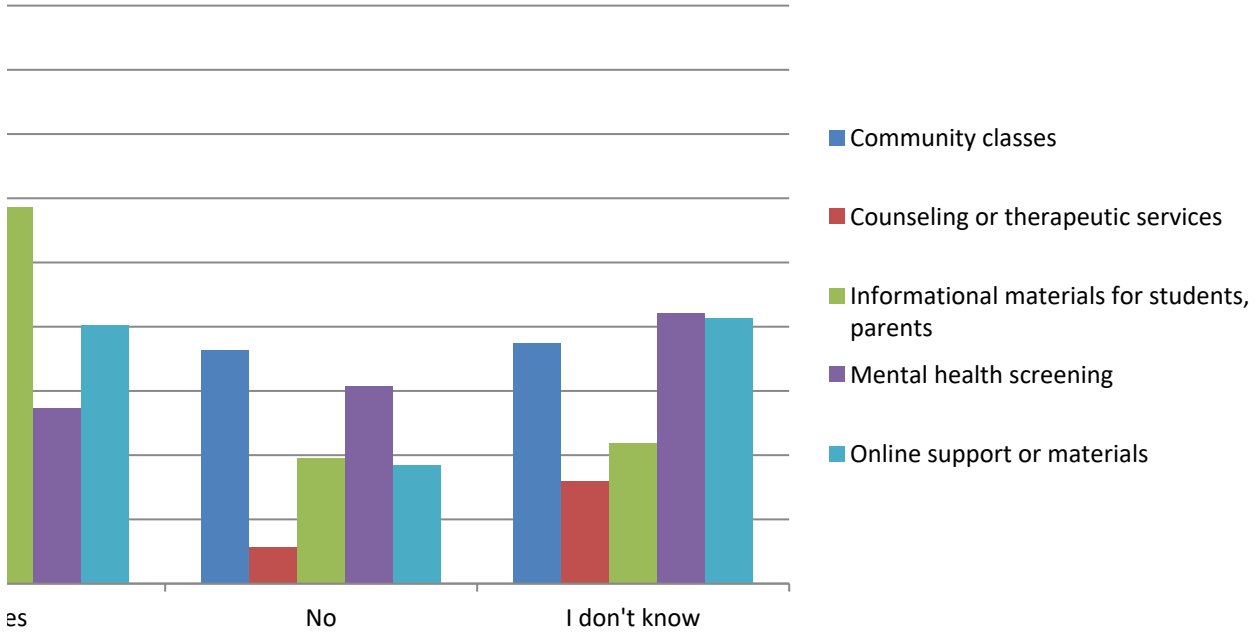
Count

	Community	Counseling	Information	Mental hea	Online support or mat
Yes	23	69	51	24	35
No	32	5	17	27	16
I don't know	33	14	19	37	36

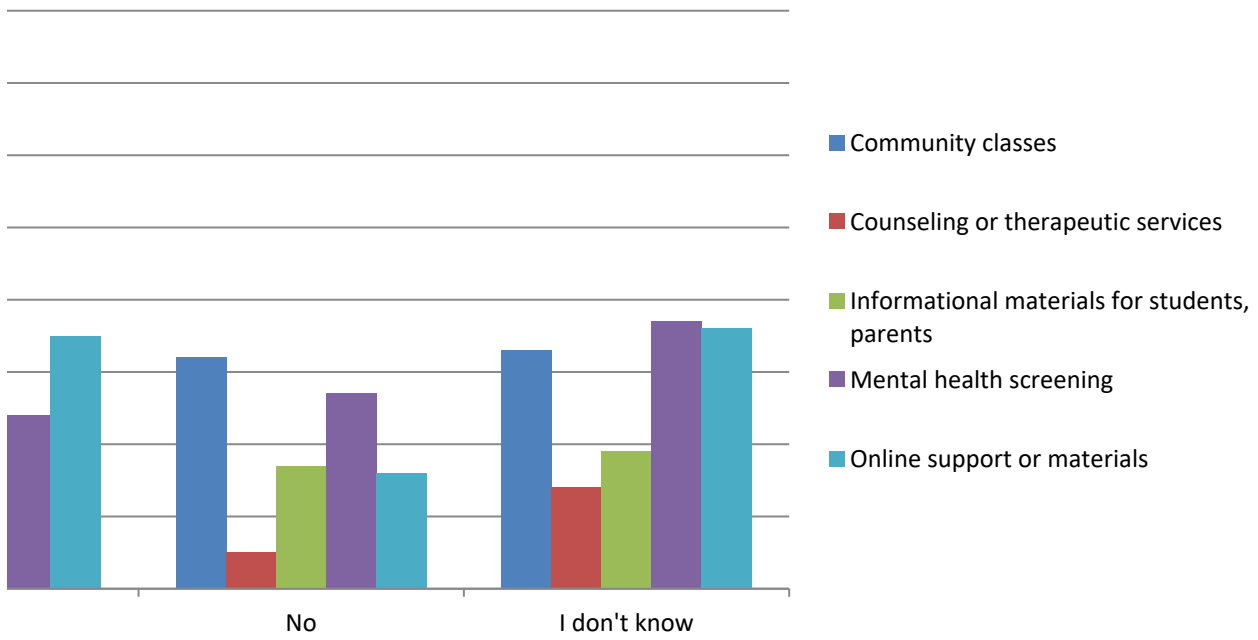


· Excel, to change the chart type.

Col %



Count



[
 , staff, and
]

[
 , staff, and
]

Summary of This school provides the following to help students with social or emotional needs:

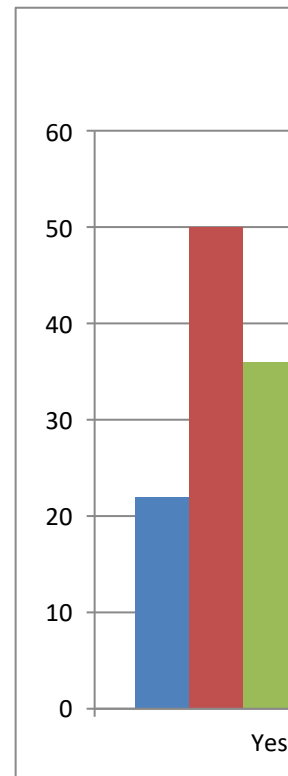
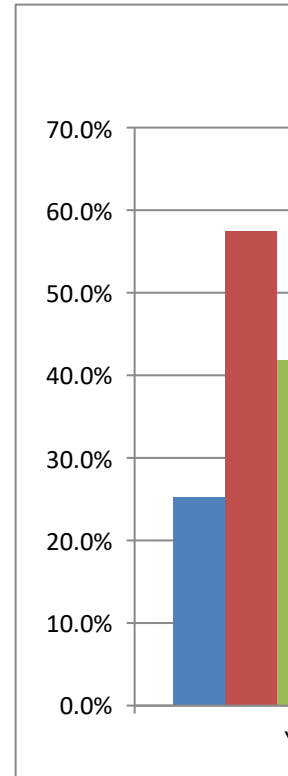
Select a chart and choose "Clustered Column", "100% Stacked Column", or "Pie" chart in Powerpoint or

Col %

	Parent edu	Parent Invc	Referral to	Student cu	Teacher training
Yes	25.3%	57.5%	41.9%	46.0%	56.8%
No	41.4%	23.0%	23.3%	24.1%	13.6%
I don't know	33.3%	19.5%	34.9%	29.9%	29.5%

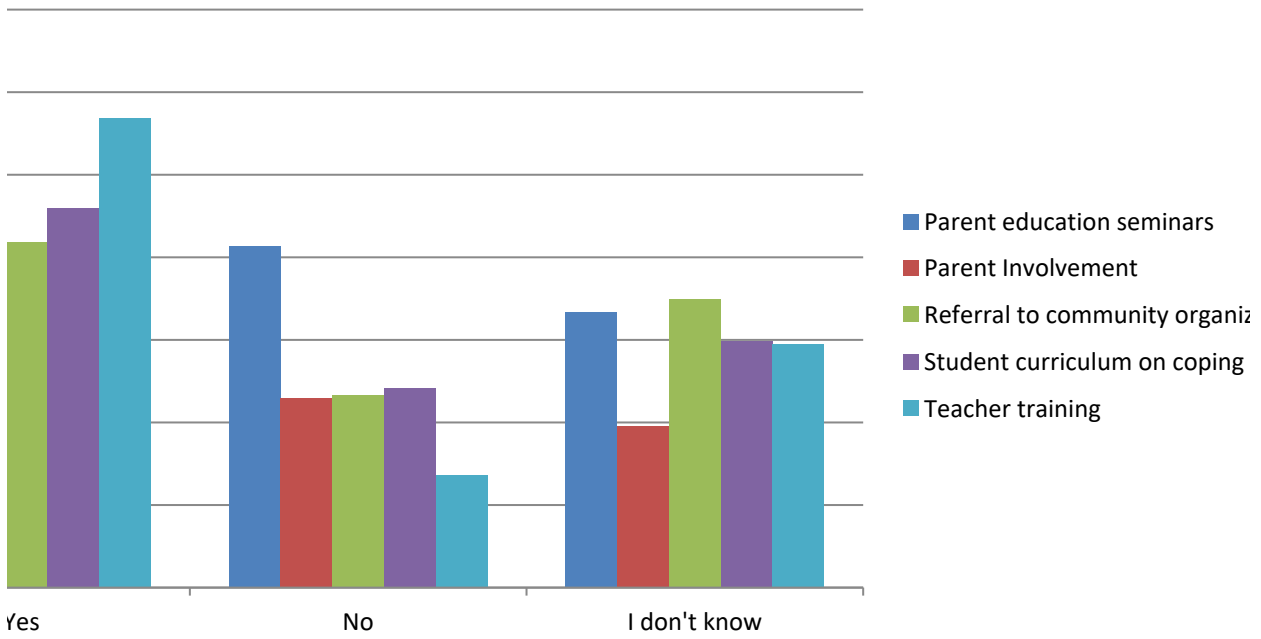
Count

	Parent edu	Parent Invc	Referral to	Student cu	Teacher training
Yes	22	50	36	40	50
No	36	20	20	21	12
I don't know	29	17	30	26	26

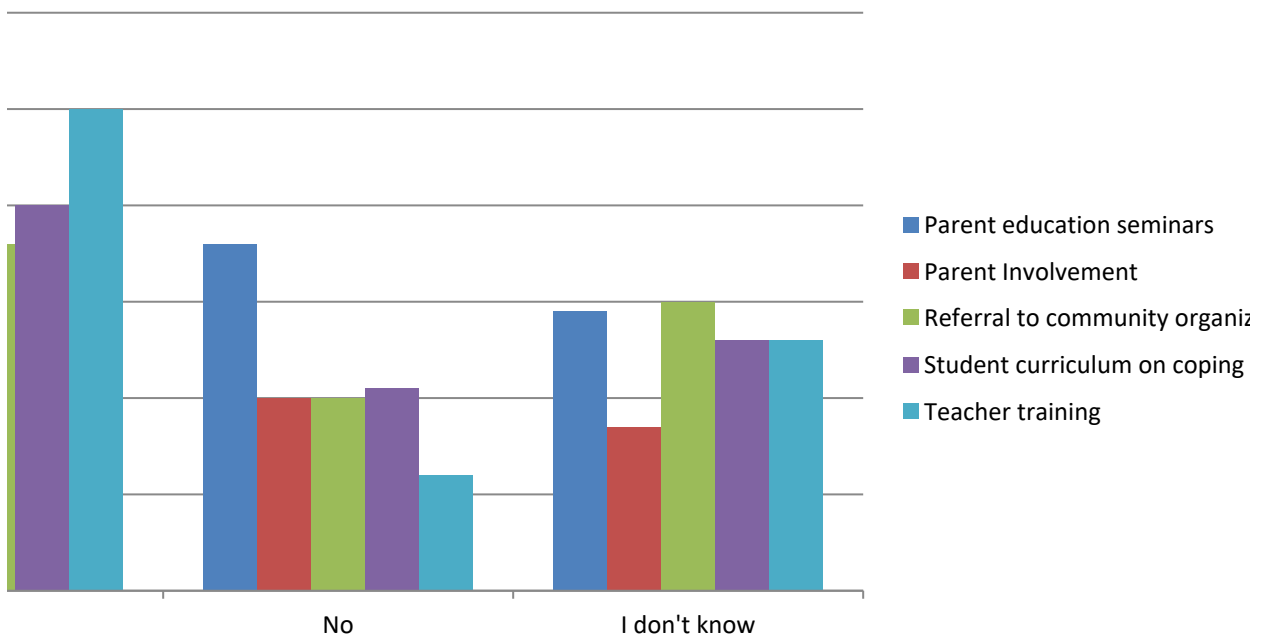


· Excel, to change the chart type.

Col %



Count



zations
strategies

zations
strategies

Summary of I can go to my School Resource Officer (SRO) for help.

Categorical Summary

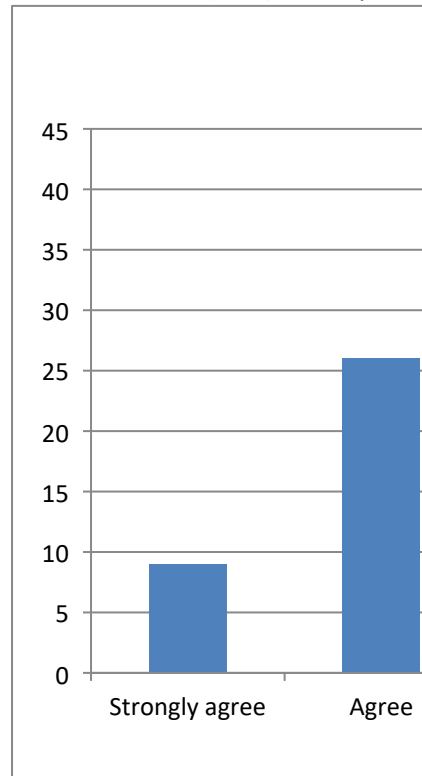
Sample Size Number of Distinct Categories

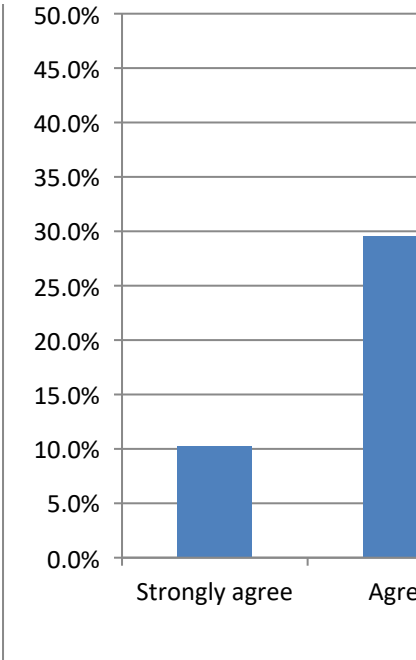
88 of 88 5

I can go to	Count	Percent of	Confidence Interval (Percent of Data)
Strongly ag	9	10.2%	5.5% to 18.3%
Agree	26	29.5%	21.0% to 39.8%
Disagree	10	11.4%	6.3% to 19.7%
Strongly di:	3	3.4%	1.2% to 9.5%
Not applica	40	45.5%	35.5% to 55.8%

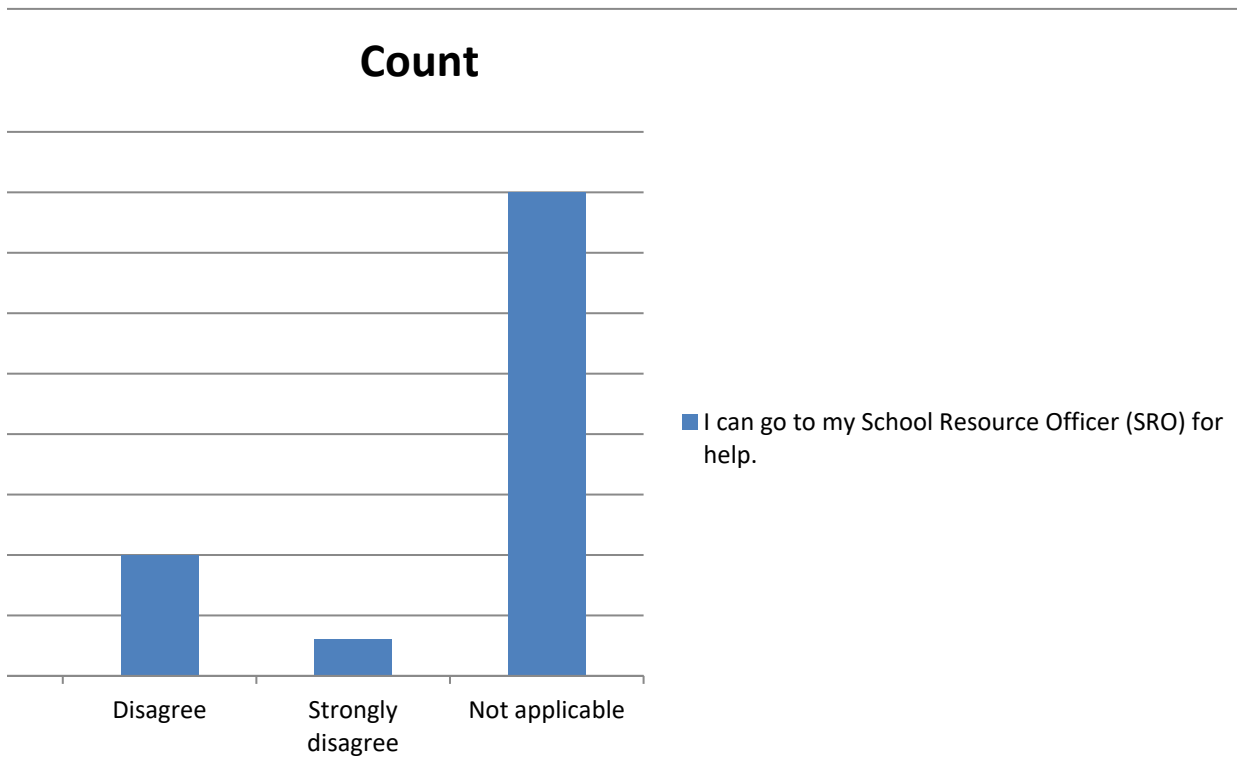
Select a chart and choose "Clustered Column", "100% Stacked Column", or "Pie" chart in Powerpoint or To create a correct "100% Stacked Column" chart, choose the chart then click "Switch Row/Column" (PC

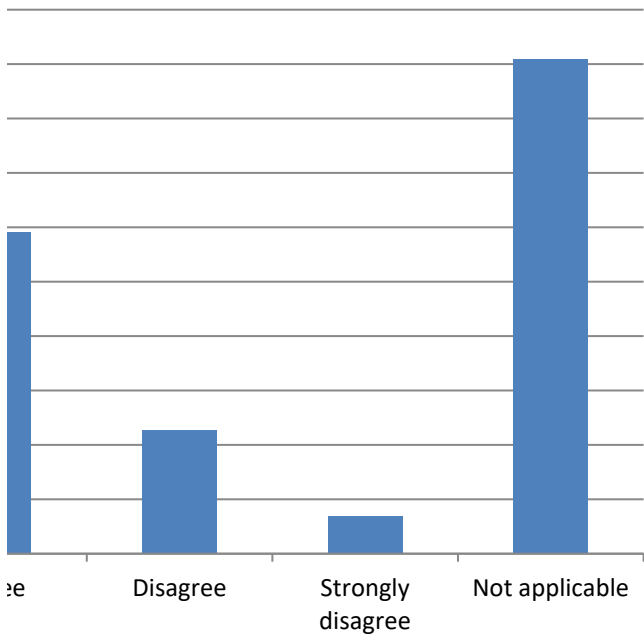
Count	I can go to	Percent	I can go to my School Resource Officer (SRO) for help.
Strongly ag	9	Strongly ag	10.2%
Agree	26	Agree	29.5%
Disagree	10	Disagree	11.4%
Strongly di:	3	Strongly di:	3.4%
Not applica	40	Not applica	45.5%





· Excel, to change the chart type.
C) or "Switch Plot" (Mac) in the chart tools





■ I can go to my School Resource Officer (SRO) for help.

Summary of I feel safe when I know an SRO is in the school.

Categorical Summary

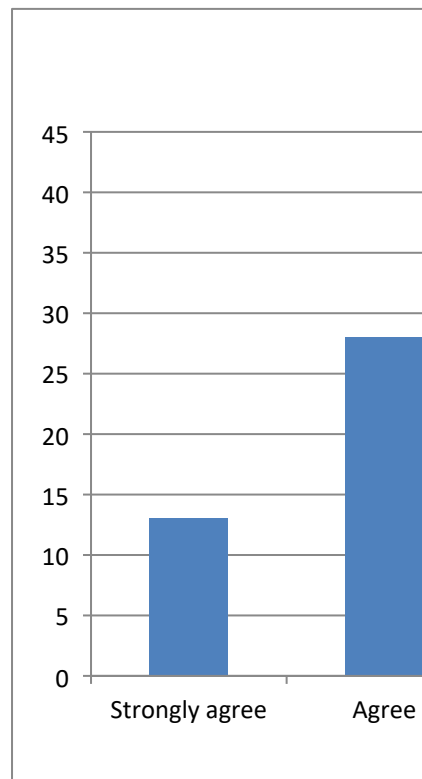
Sample Size Number of Distinct Categories

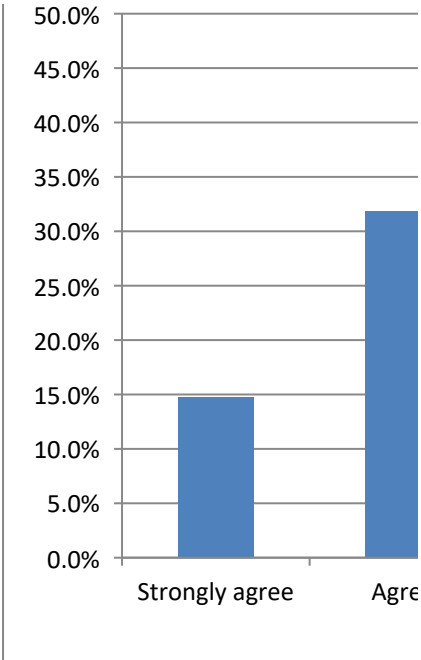
88 of 88 5

I feel safe v	Count	Percent of	Confidence Interval (Percent of Data)
Strongly ag	13	14.8%	8.8% to 23.7%
Agree	28	31.8%	23.0% to 42.1%
Disagree	6	6.8%	3.2% to 14.1%
Strongly di:	1	1.1%	0.2% to 6.2%
Not applica	40	45.5%	35.5% to 55.8%

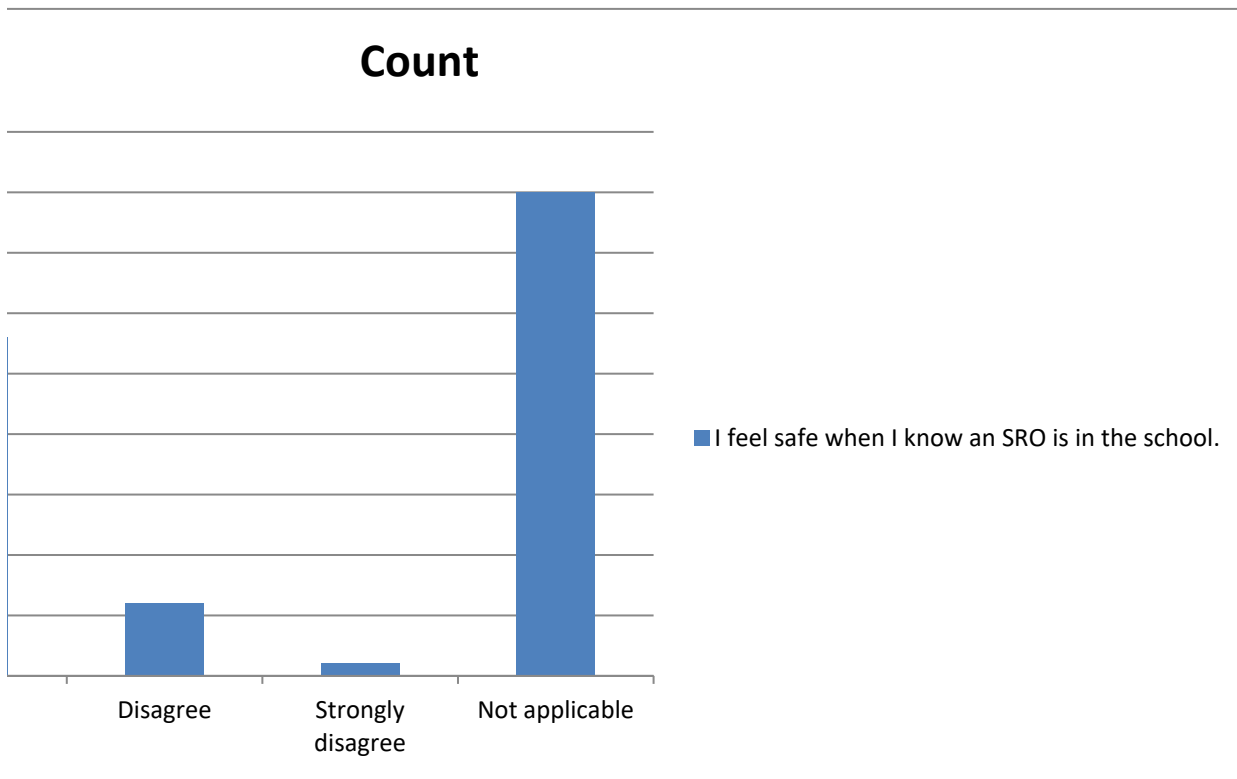
Select a chart and choose "Clustered Column", "100% Stacked Column", or "Pie" chart in Powerpoint or To create a correct "100% Stacked Column" chart, choose the chart then click "Switch Row/Column" (PC

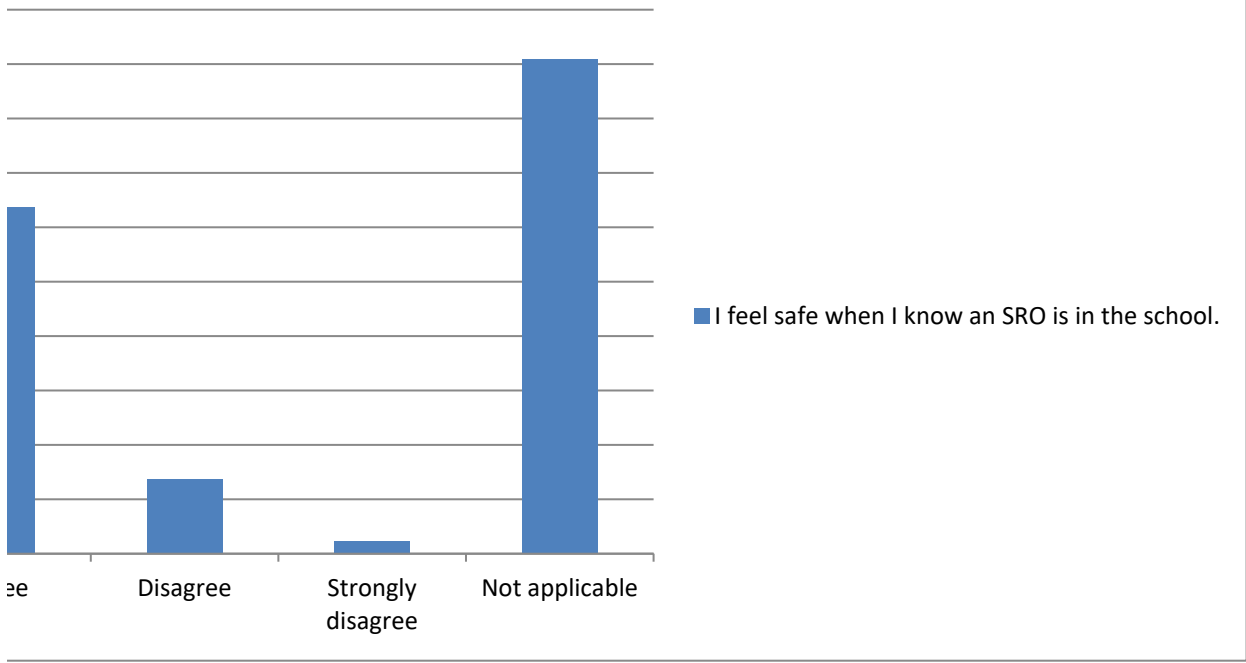
Count	I feel safe v	Percent	I feel safe when I know an SRO is in the school.
Strongly ag	13	Strongly ag	14.8%
Agree	28	Agree	31.8%
Disagree	6	Disagree	6.8%
Strongly di:	1	Strongly di:	1.1%
Not applica	40	Not applica	45.5%





· Excel, to change the chart type.
C) or "Switch Plot" (Mac) in the chart tools





Summary of I know the role of the School Resource Officer (SRO) as part of our staff.

Categorical Summary

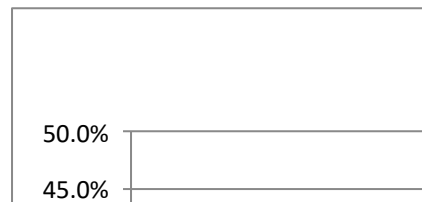
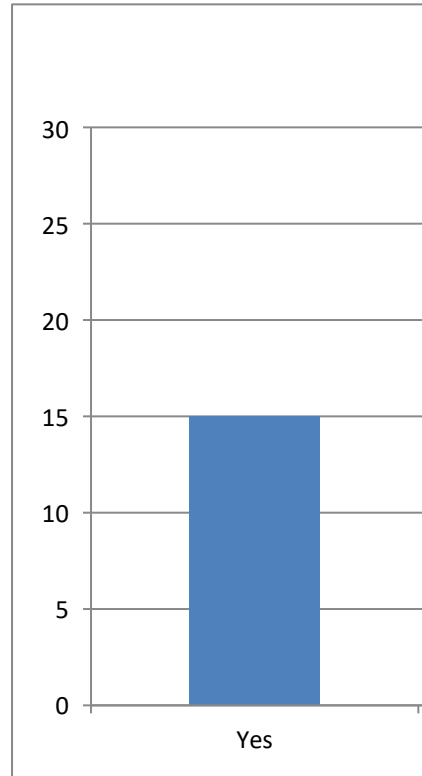
Sample Size Number of Distinct Categories

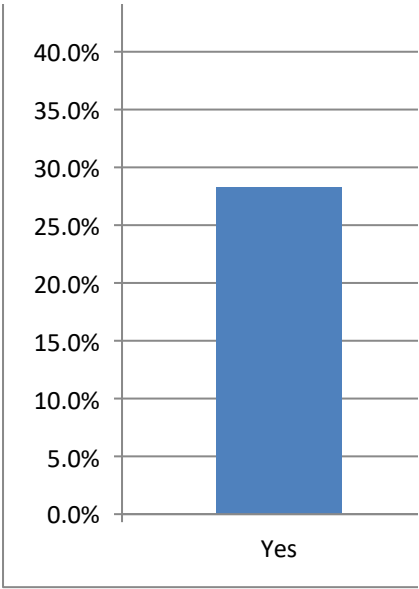
53 of 53 3

I know the	Count	Percent of	Confidence Interval (Percent of Data)
Yes	15	28.3%	18.0% to 41.6%
No	14	26.4%	16.4% to 39.6%
Not applica	24	45.3%	32.7% to 58.5%

Select a chart and choose "Clustered Column", "100% Stacked Column", or "Pie" chart in Powerpoint or To create a correct "100% Stacked Column" chart, choose the chart then click "Switch Row/Column" (PC

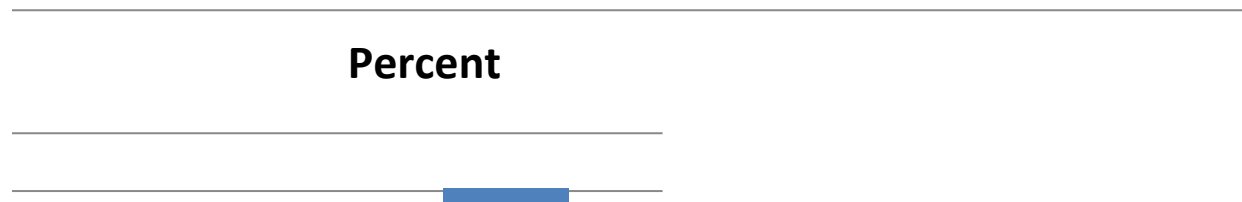
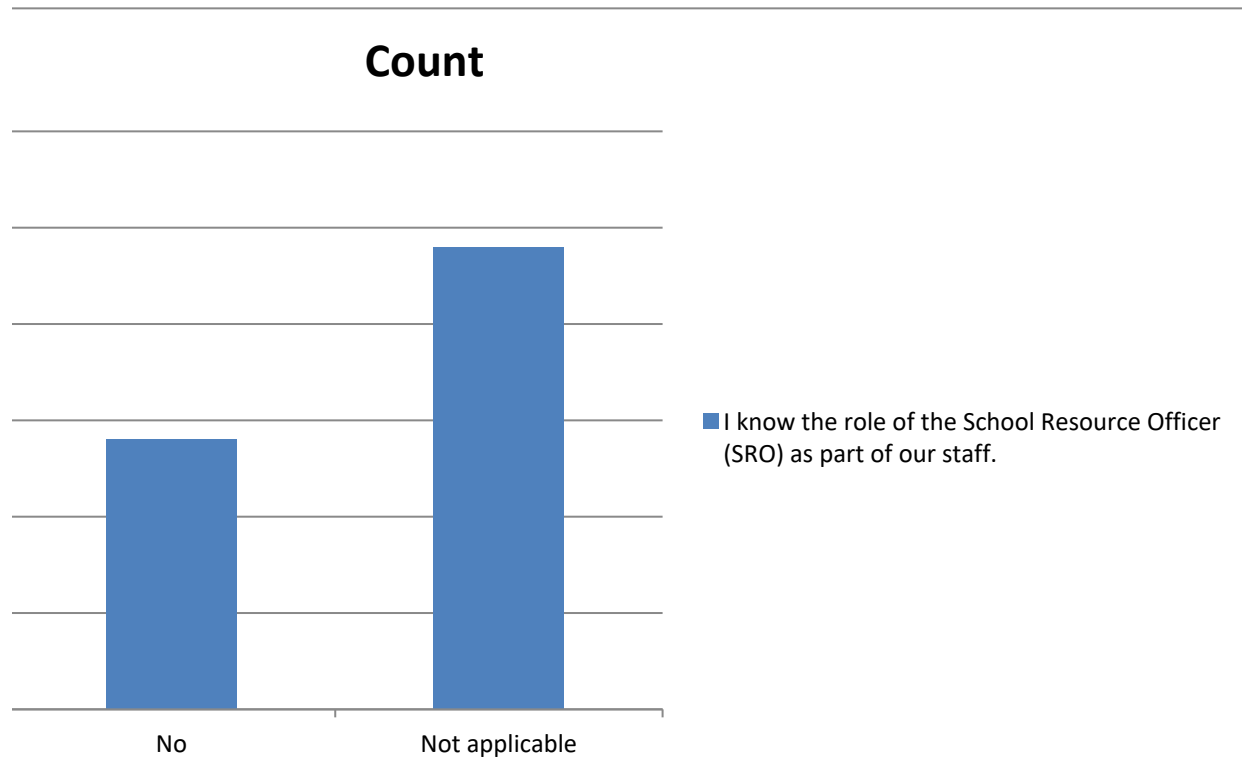
Count	I know the	Percent	I know the role of the School Resource Officer (SRO) as pa
Yes	15	Yes	28.3%
No	14	No	26.4%
Not applica	24	Not applica	45.3%

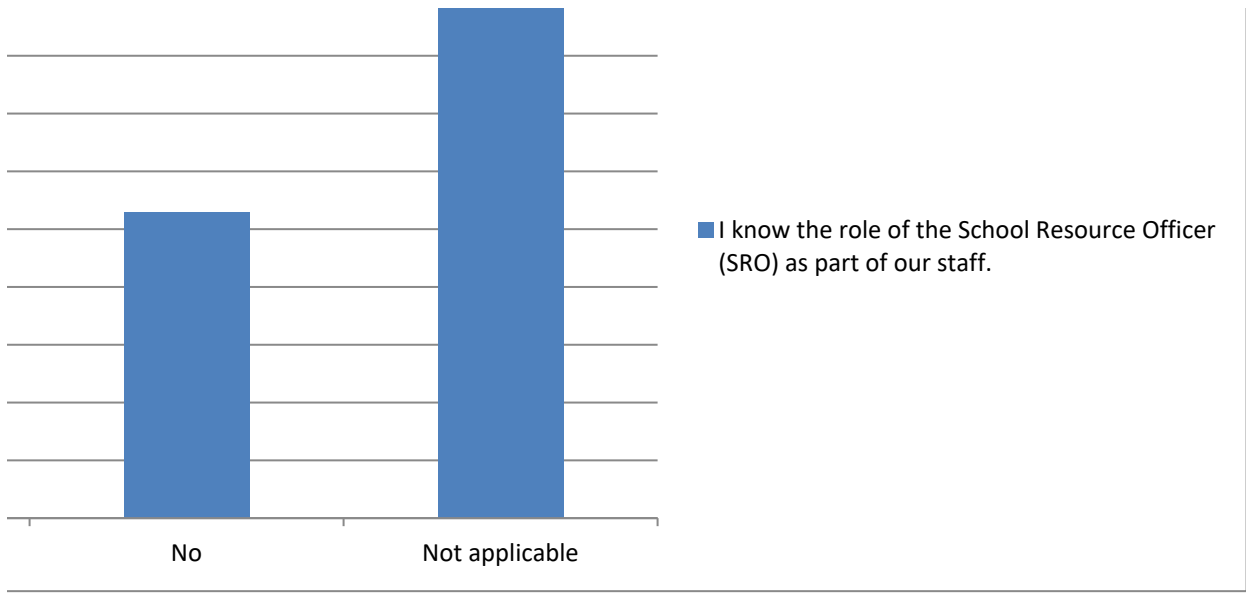




· Excel, to change the chart type.
C) or "Switch Plot" (Mac) in the chart tools

part of our staff.





Summary of This school provides students with opportunities to take a lead role in organizing programs

Categorical Summary


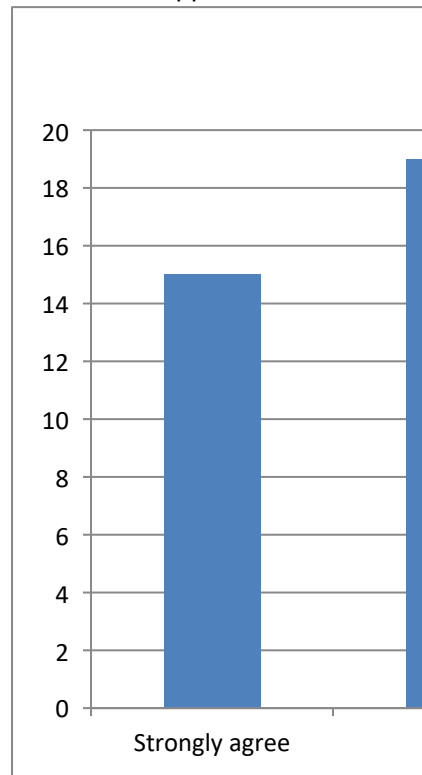
Sample Size Number of Distinct Categories

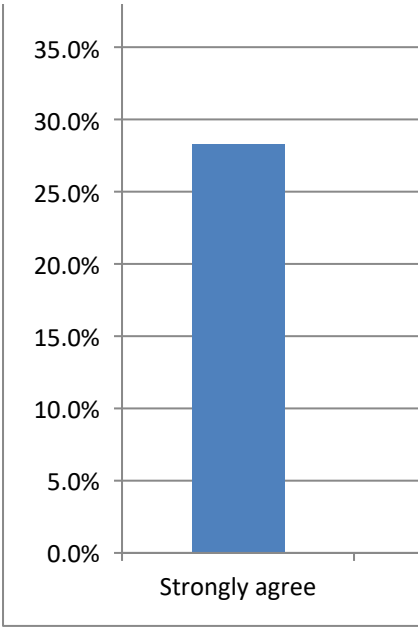
53 of 53 4

This school Count	Percent of	Confidence Interval (Percent of Data)
Strongly ag	15	28.3% 18.0% to 41.6%
Agree	19	35.8% 24.3% to 49.3%
Disagree	8	15.1% 7.9% to 27.1%
I don't know	11	20.8% 12.0% to 33.5%

Select a chart and choose "Clustered Column", "100% Stacked Column", or "Pie" chart in Powerpoint or To create a correct "100% Stacked Column" chart, choose the chart then click "Switch Row/Column" (PC

Count	This school	Percent	This school provides students with opportunities to take a
Strongly ag	15	Strongly ag	28.3%
Agree	19	Agree	35.8%
Disagree	8	Disagree	15.1%
I don't know	11	I don't know	20.8%


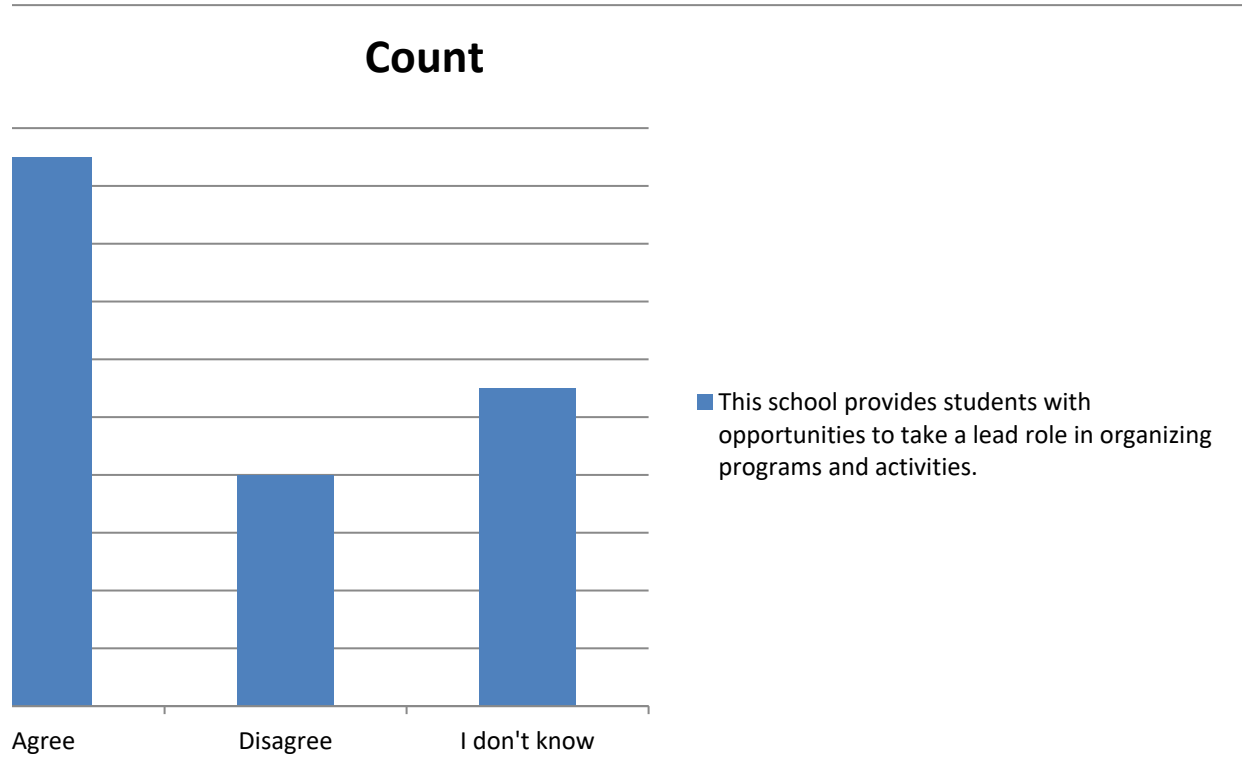


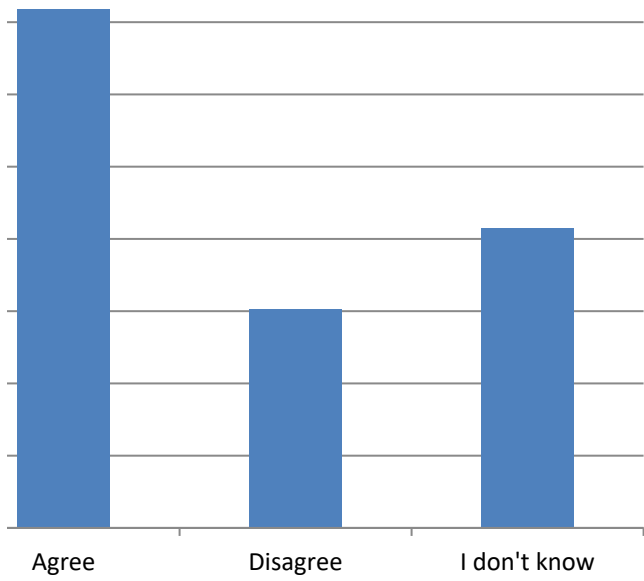


; and activities.

· Excel, to change the chart type.
C) or "Switch Plot" (Mac) in the chart tools

a lead role in organizing programs and activities.





■ This school provides students with opportunities to take a lead role in organizing programs and activities.

Summary of Staff at this school have informal opportunities to influence what happens within the school

Categorical Summary

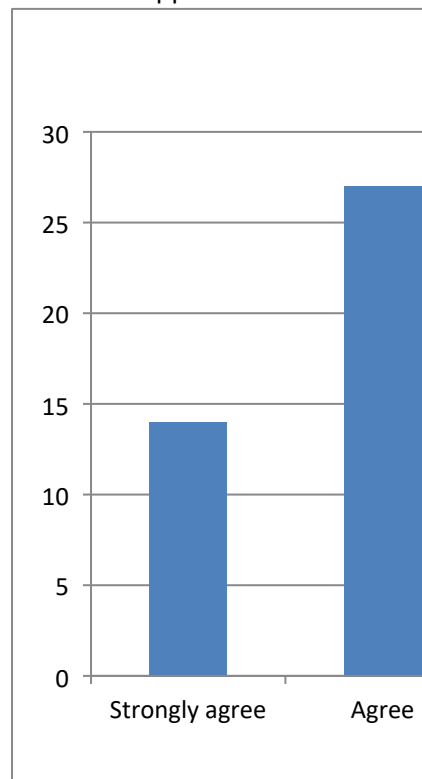
Sample Size Number of Distinct Categories

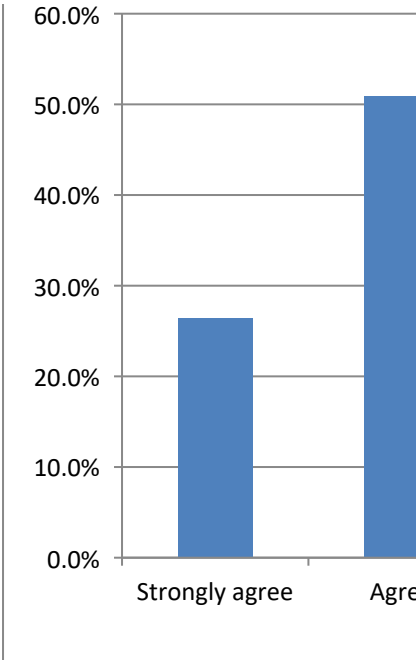
53 of 53 5

Staff at this	Count	Percent of	Confidence Interval (Percent of Data)
Strongly ag	14	26.4%	16.4% to 39.6%
Agree	27	50.9%	37.9% to 63.9%
Disagree	5	9.4%	4.1% to 20.3%
Strongly di:	2	3.8%	1.0% to 12.8%
I don't know	5	9.4%	4.1% to 20.3%

Select a chart and choose "Clustered Column", "100% Stacked Column", or "Pie" chart in Powerpoint or To create a correct "100% Stacked Column" chart, choose the chart then click "Switch Row/Column" (PC

Count	Staff at this	Percent	Staff at this school have informal opportunities to influen
Strongly ag	14	Strongly ag	26.4%
Agree	27	Agree	50.9%
Disagree	5	Disagree	9.4%
Strongly di:	2	Strongly di:	3.8%
I don't know	5	I don't know	9.4%

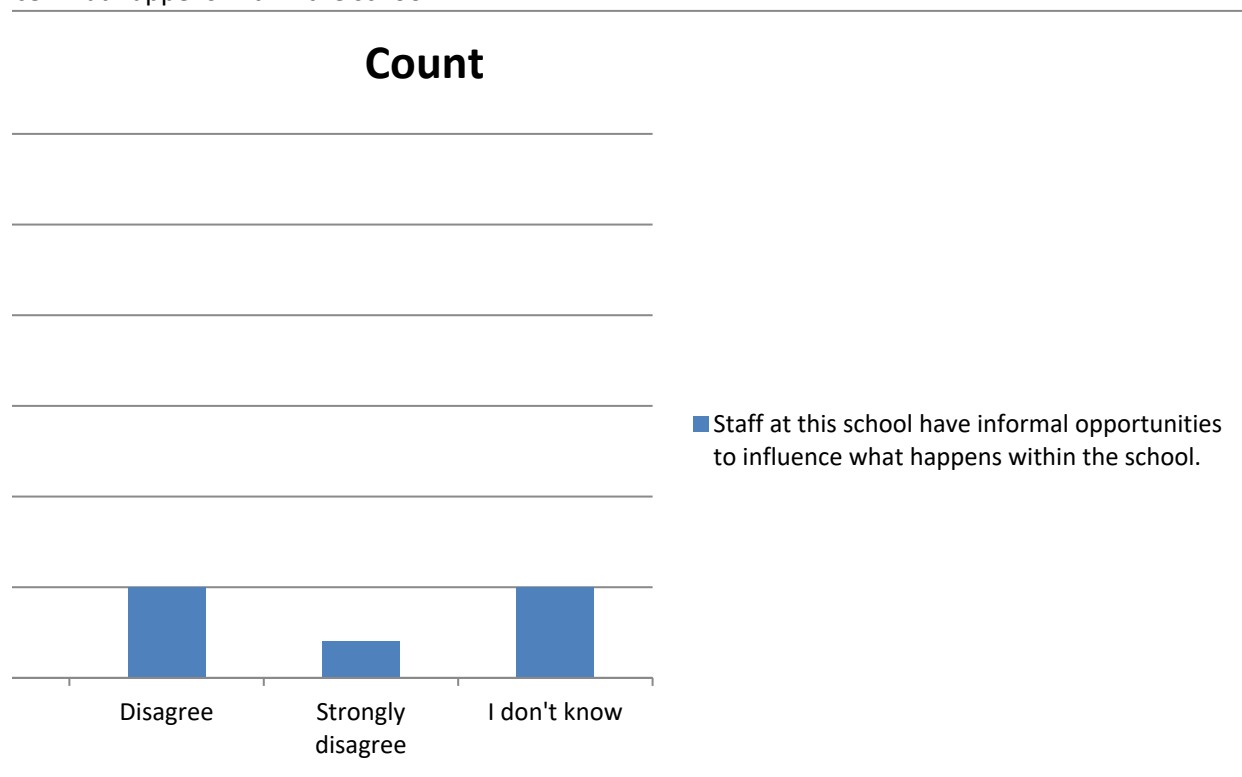


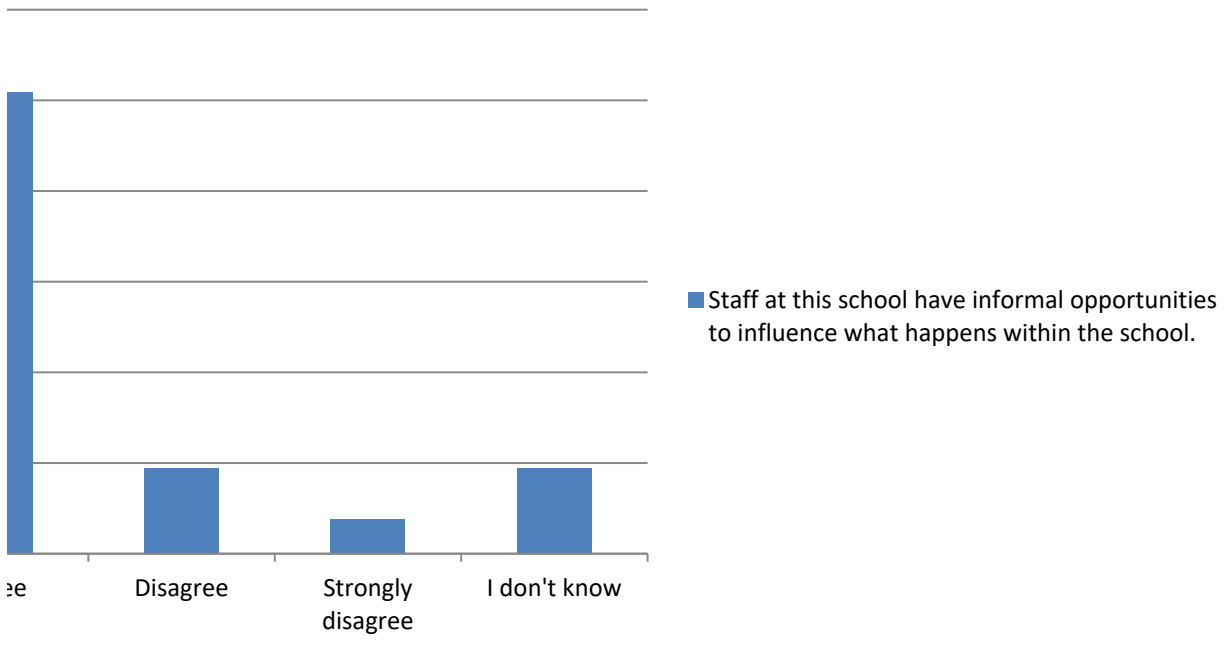


ol.

· Excel, to change the chart type.
C) or "Switch Plot" (Mac) in the chart tools

ce what happens within the school.





Summary of Staff get recognized for doing a good job.

Categorical Summary

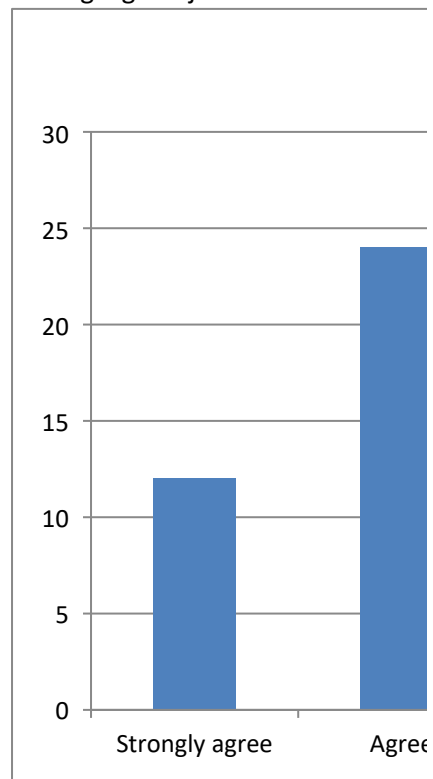
Sample Size Number of Distinct Categories

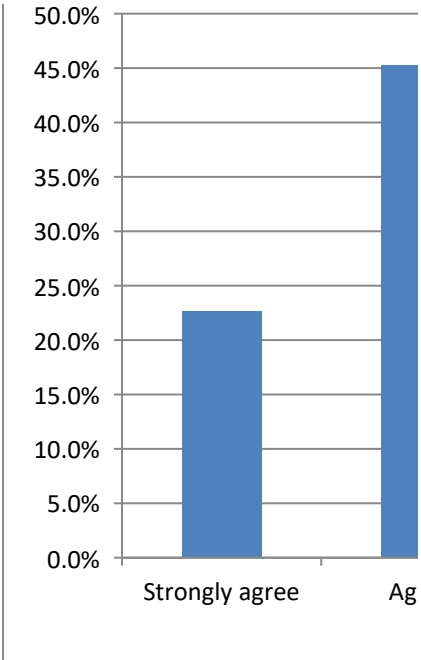
53 of 53 5

Staff get re	Count	Percent of	Confidence Interval (Percent of Data)
Strongly ag	12	22.6%	13.5% to 35.5%
Agree	24	45.3%	32.7% to 58.5%
Disagree	9	17.0%	9.2% to 29.2%
Strongly di:	4	7.5%	3.0% to 17.9%
I don't know	4	7.5%	3.0% to 17.9%

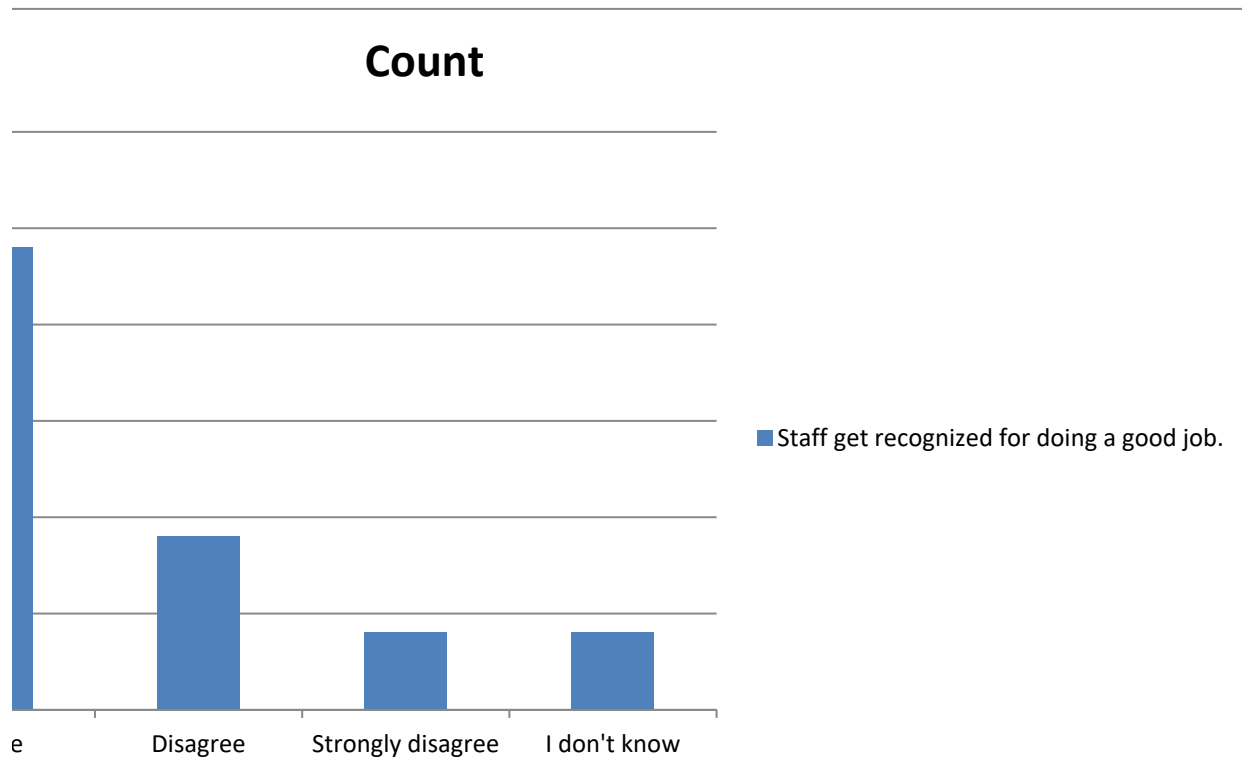
Select a chart and choose "Clustered Column", "100% Stacked Column", or "Pie" chart in Powerpoint or To create a correct "100% Stacked Column" chart, choose the chart then click "Switch Row/Column" (PC

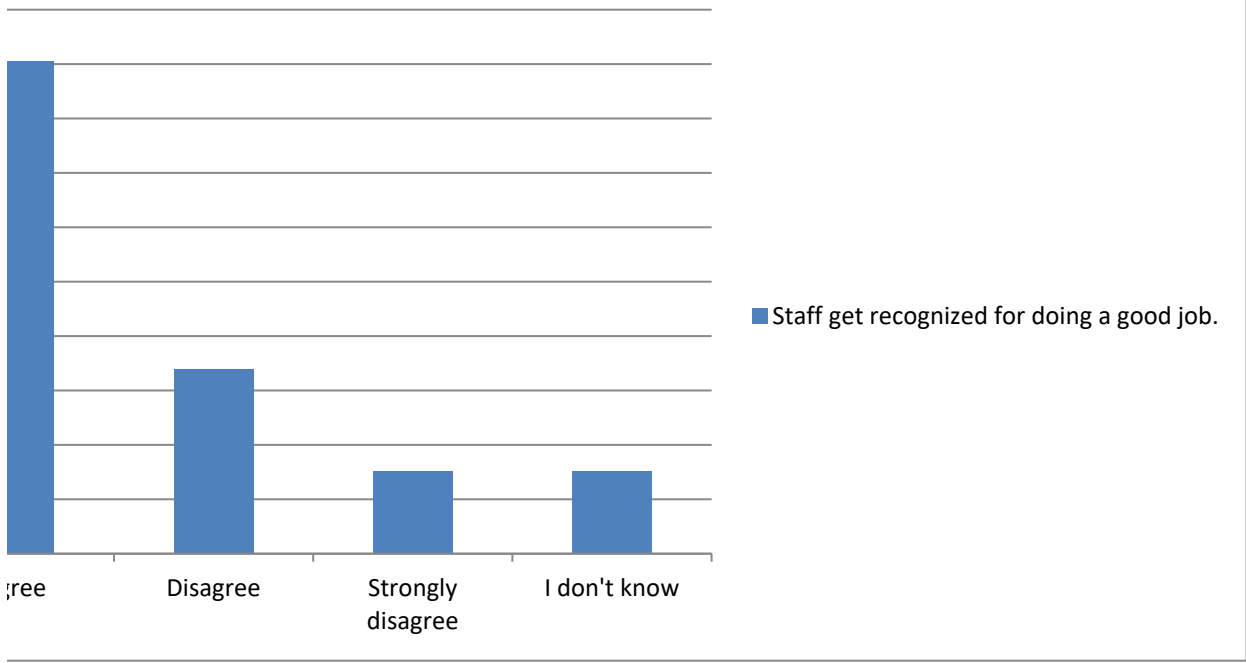
Count	Staff get re	Percent	Staff get recognized for doing a good job.
Strongly ag	12	Strongly ag	22.6%
Agree	24	Agree	45.3%
Disagree	9	Disagree	17.0%
Strongly di:	4	Strongly di:	7.5%
I don't know	4	I don't know	7.5%





· Excel, to change the chart type.
C) or "Switch Plot" (Mac) in the chart tools





Summary of Members of our school staff work to create a safe and welcoming environment for all stud

Categorical Summary

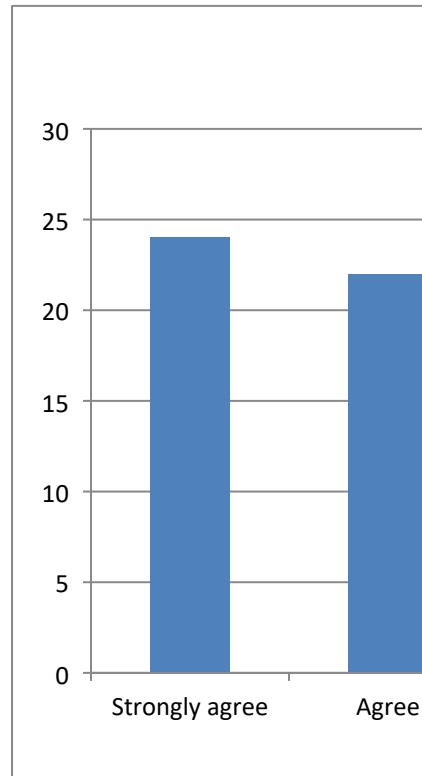
Sample Size Number of Distinct Categories

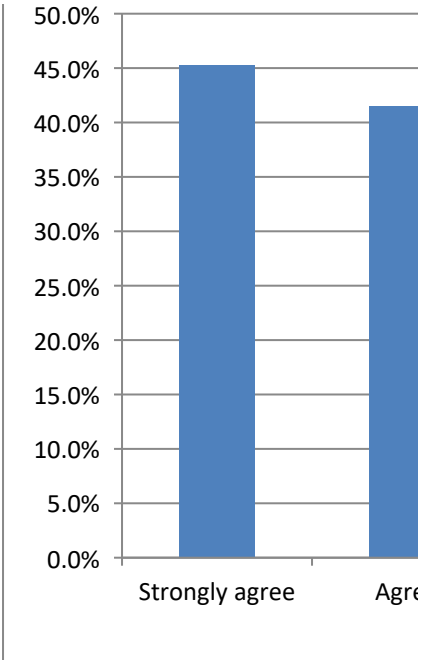
53 of 53 5

Members c	Count	Percent of	Confidence Interval (Percent of Data)
Strongly ag	24	45.3%	32.7% to 58.5%
Agree	22	41.5%	29.3% to 54.9%
Disagree	2	3.8%	1.0% to 12.8%
Strongly di:	3	5.7%	1.9% to 15.4%
I don't know	2	3.8%	1.0% to 12.8%

Select a chart and choose "Clustered Column", "100% Stacked Column", or "Pie" chart in Powerpoint or To create a correct "100% Stacked Column" chart, choose the chart then click "Switch Row/Column" (PC

Count	Members c	Percent	Members of our school staff work to create a safe and we
Strongly ag	24	Strongly ag	45.3%
Agree	22	Agree	41.5%
Disagree	2	Disagree	3.8%
Strongly di:	3	Strongly di:	5.7%
I don't know	2	I don't know	3.8%

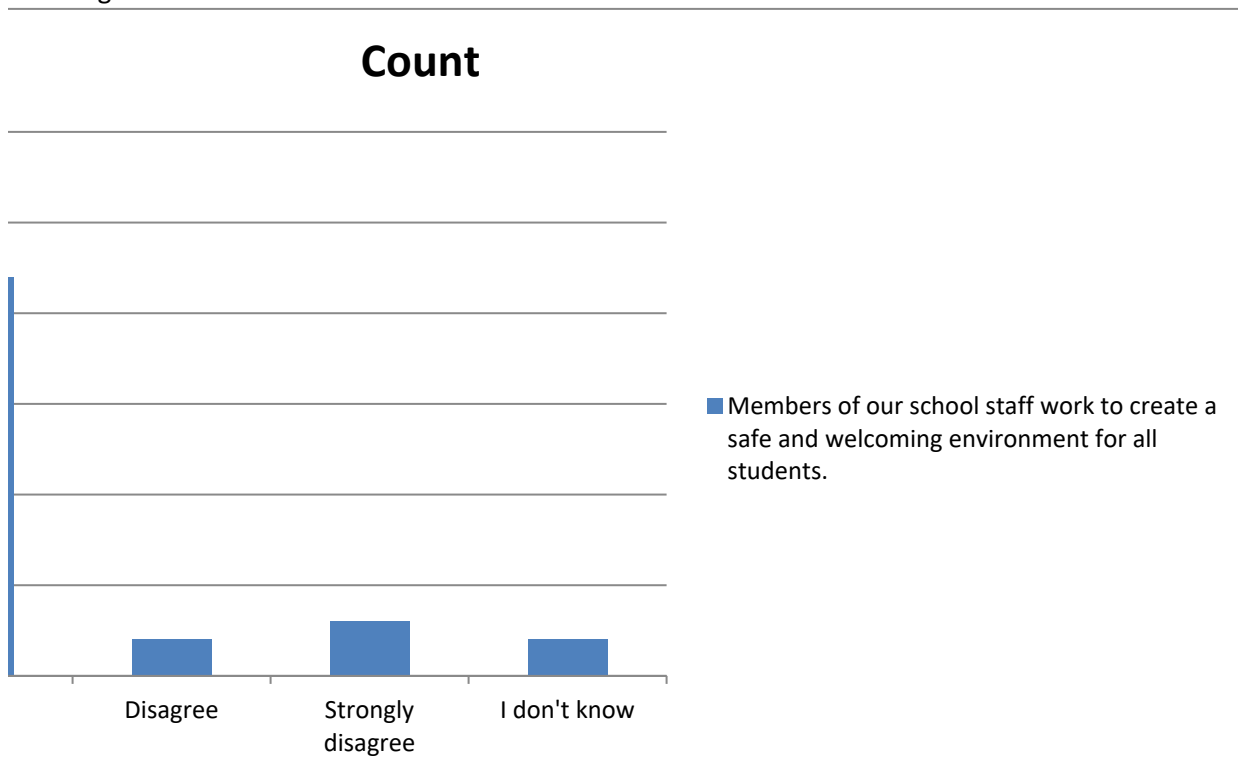




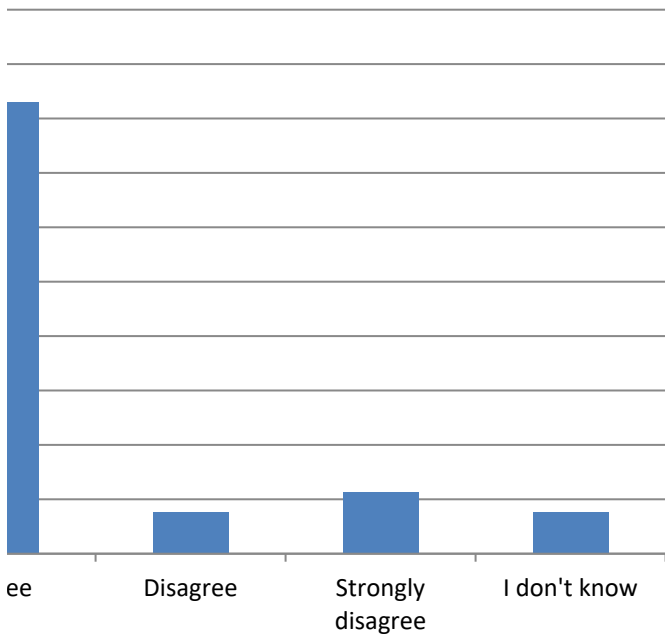
ents.

· Excel, to change the chart type.
C) or "Switch Plot" (Mac) in the chart tools

Welcoming environment for all students.



Percent



■ Members of our school staff work to create a safe and welcoming environment for all students.

Summary of I feel like I belong.



Categorical Summary


Sample Size: 53 of 53
 Average: 3.169811
 Median: 3
 Number of Distinct Categories: 4

Recode	I feel like I	Count	Percent of	Confidence Interval (Percent of Data)
4	Strongly ag	20	37.7%	25.9% to 51.2%
3	Agree	24	45.3%	32.7% to 58.5%
2	Disagree	7	13.2%	6.5% to 24.8%
1	Strongly di:	2	3.8%	1.0% to 12.8%

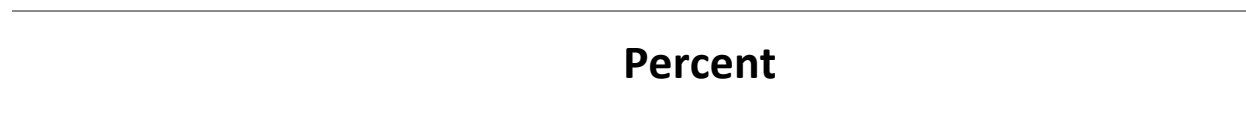
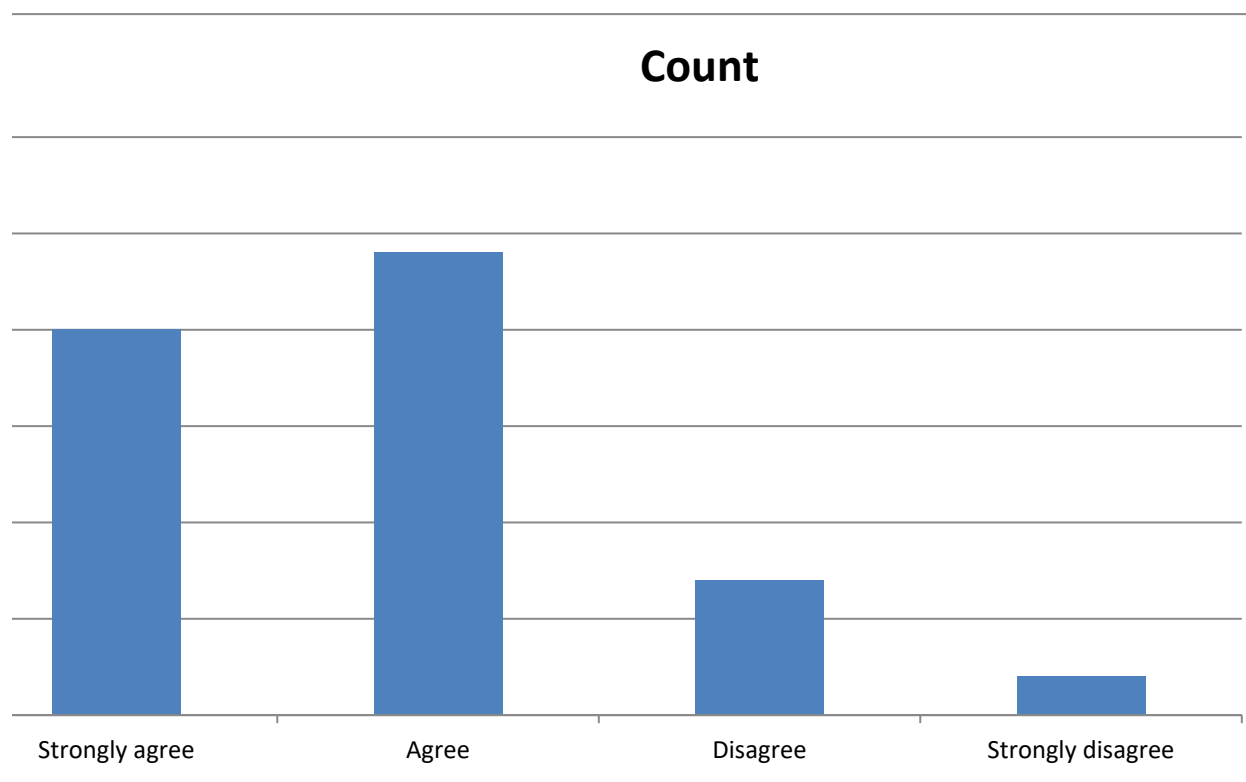
Select a chart and choose "Clustered Column", "100% Stacked Column", or "Pie" chart in Powerpoint or To create a correct "100% Stacked Column" chart, choose the chart then click "Switch Row/Column" (PC

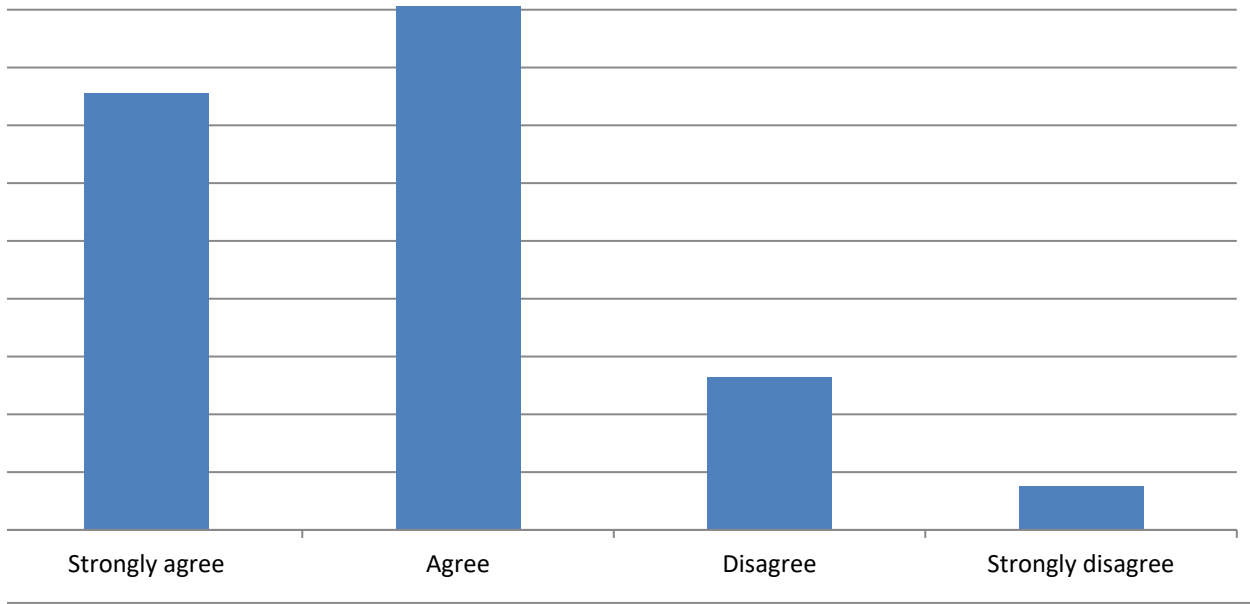
Recode	Count	I feel like I	Percent	I feel like I belong.
4	Strongly ag	20	Strongly ag	37.7%
3	Agree	24	Agree	45.3%
2	Disagree	7	Disagree	13.2%
1	Strongly di:	2	Strongly di:	3.8%





· Excel, to change the chart type.
C) or "Switch Plot" (Mac) in the chart tools





■ I feel like I belong.

■ I feel like I belong.

Summary of I feel safe at this school.

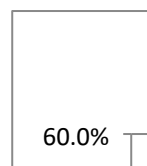

Categorical Summary


Sample Size	Average	Median	Number of Distinct Categories
52 of 52	3.384615	3.5	4

Recode	I feel safe a	Count	Percent of	Confidence Interval (Percent of Data)
4	Strongly ag	26	50.0%	36.9% to 63.1%
3	Agree	21	40.4%	28.2% to 53.9%
2	Disagree	4	7.7%	3.0% to 18.2%
1	Strongly di:	1	1.9%	0.3% to 10.1%

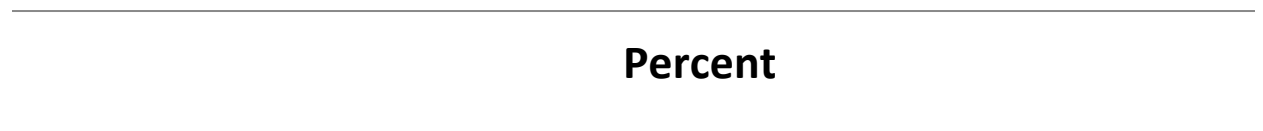
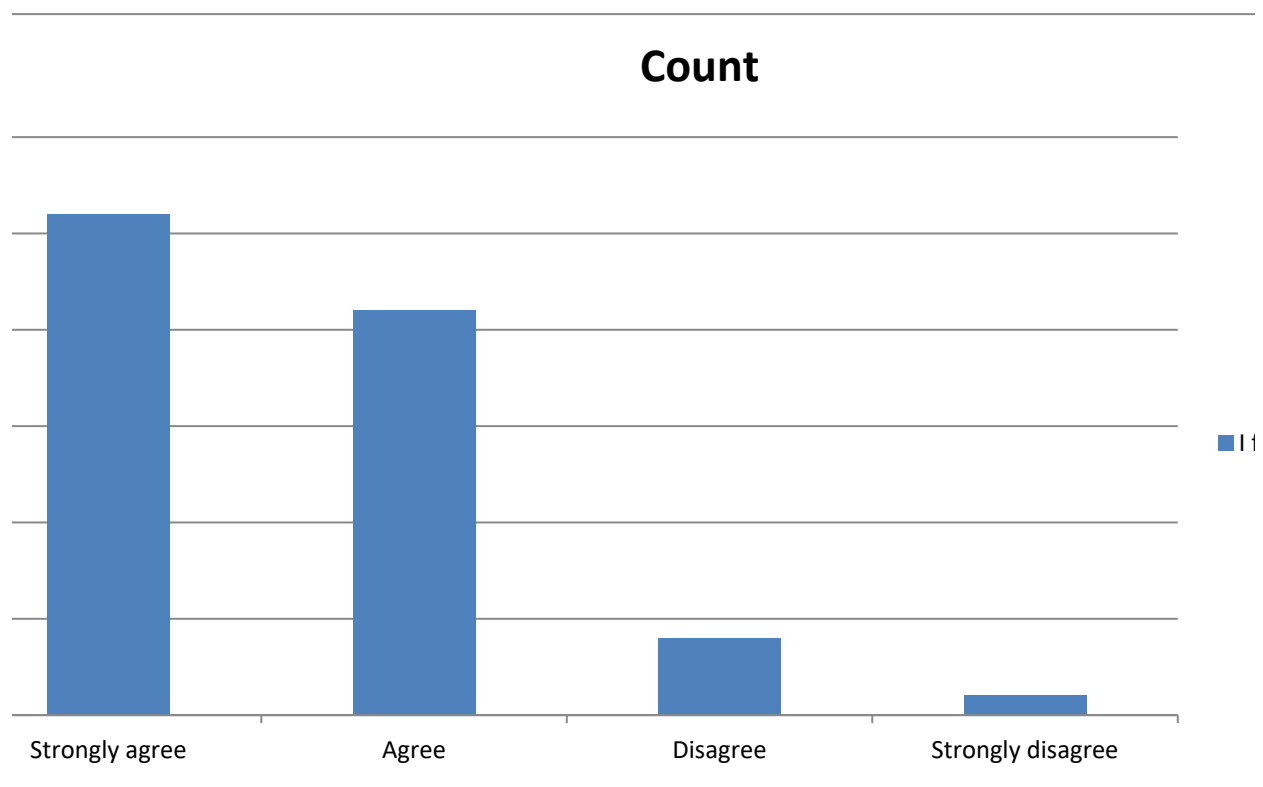
Select a chart and choose "Clustered Column", "100% Stacked Column", or "Pie" chart in Powerpoint or To create a correct "100% Stacked Column" chart, choose the chart then click "Switch Row/Column" (PC

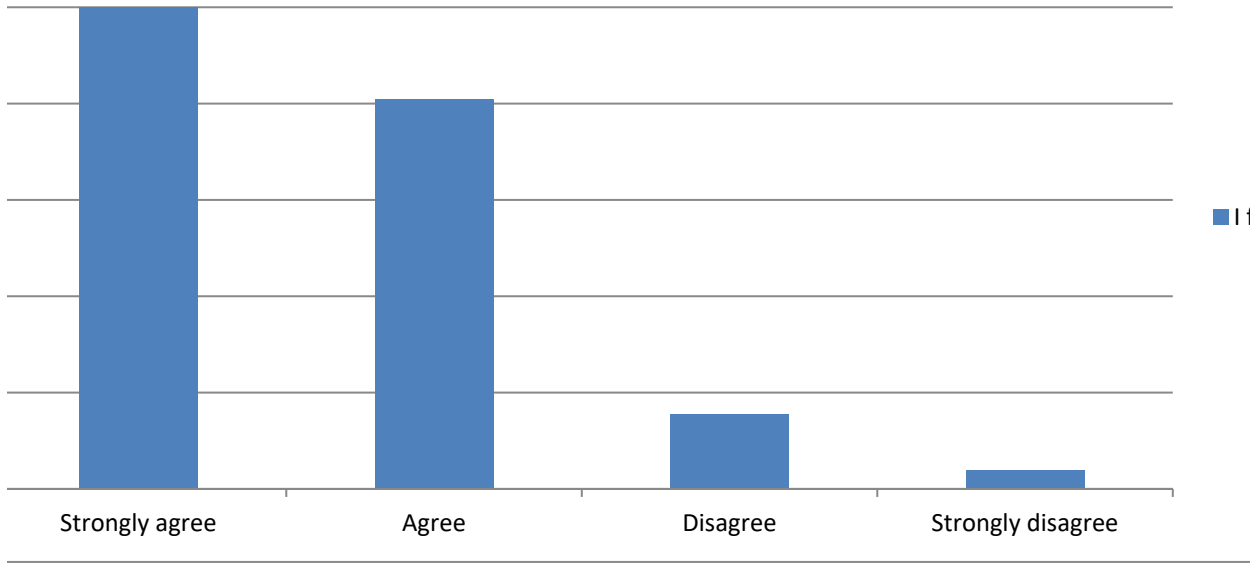
Recode	Count	I feel safe a	Percent	I feel safe at this school.
4	Strongly ag	26	Strongly ag	50.0%
3	Agree	21	Agree	40.4%
2	Disagree	4	Disagree	7.7%
1	Strongly di:	1	Strongly di:	1.9%





· Excel, to change the chart type.
C) or "Switch Plot" (Mac) in the chart tools





feel safe at this school.

feel safe at this school.

Summary of People at this school care about me as person.

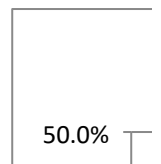
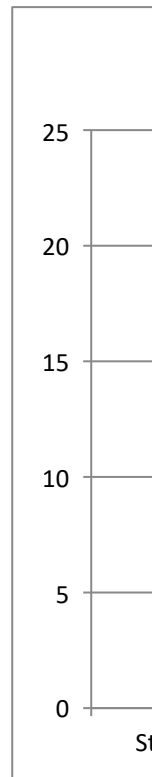
Categorical Summary


Sample Size: 53
 Average: 3.226415
 Median: 3
 Number of Distinct Categories: 4

Recode	People at t	Count	Percent of	Confidence Interval (Percent of Data)
4	Strongly ag	22	41.5%	29.3% to 54.9%
3	Agree	23	43.4%	31.0% to 56.7%
2	Disagree	6	11.3%	5.3% to 22.6%
1	Strongly di:	2	3.8%	1.0% to 12.8%

Select a chart and choose "Clustered Column", "100% Stacked Column", or "Pie" chart in Powerpoint or To create a correct "100% Stacked Column" chart, choose the chart then click "Switch Row/Column" (PC

Recode	Count	People at t	Percent	People at this school care about m
4	Strongly ag	22	Strongly ag	41.5%
3	Agree	23	Agree	43.4%
2	Disagree	6	Disagree	11.3%
1	Strongly di:	2	Strongly di:	3.8%

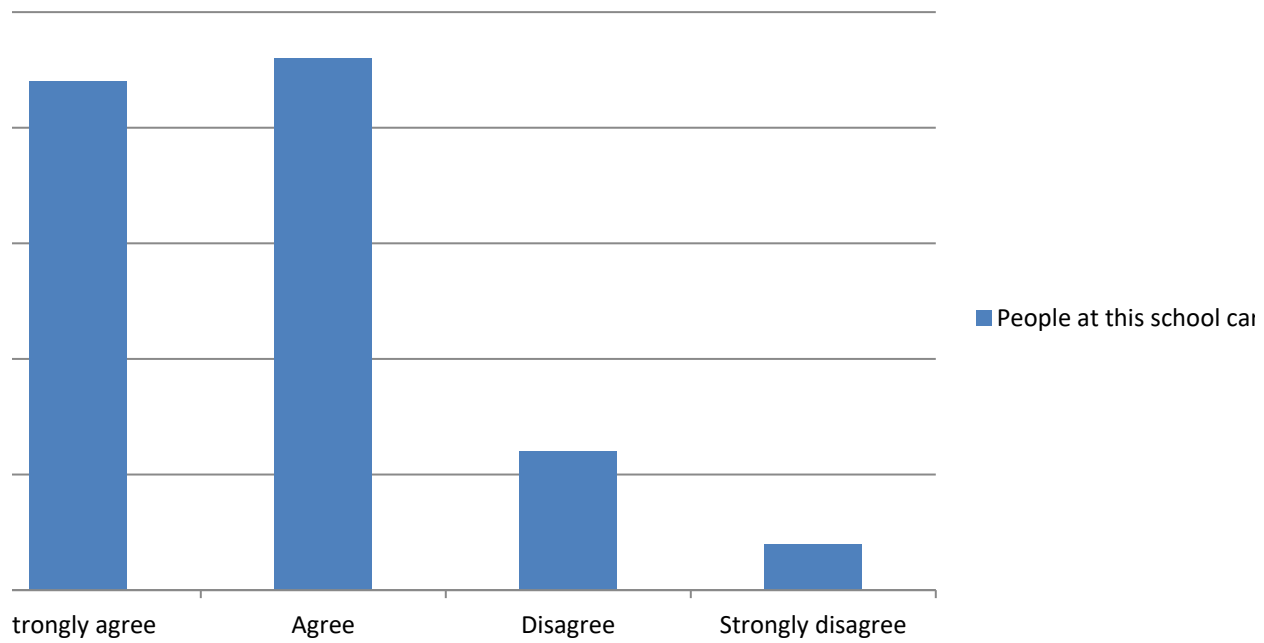




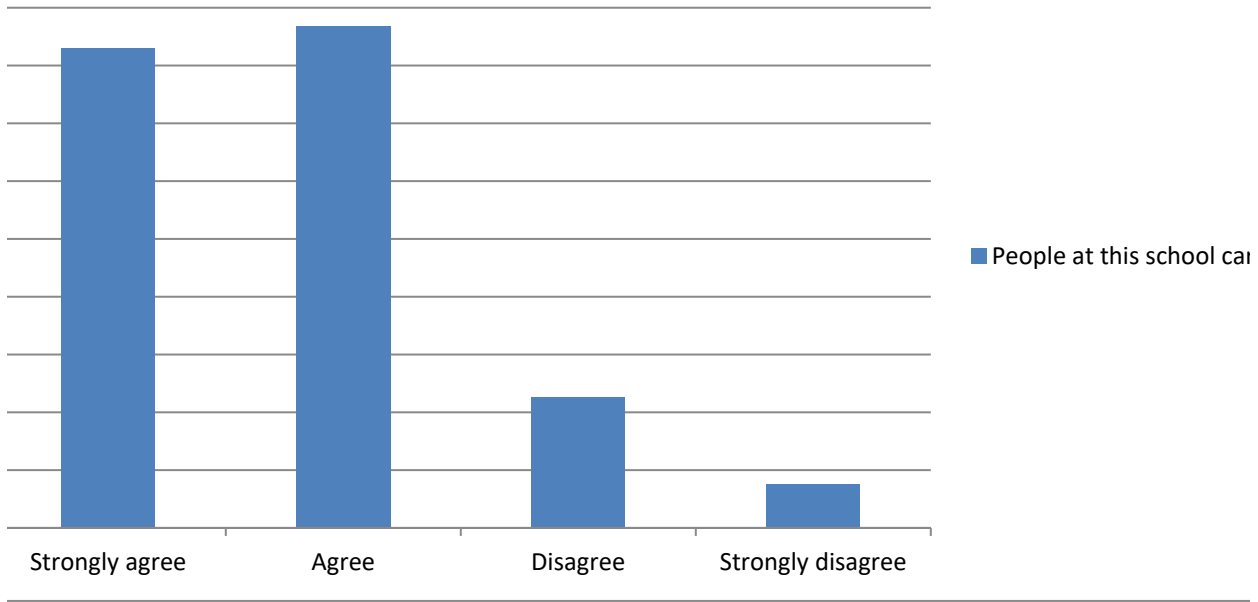
· Excel, to change the chart type.
C) or "Switch Plot" (Mac) in the chart tools

ie as person.

Count



Percent



re about me as person.

re about me as person.

Summary of I am treated equitably at my school.

Categorical Summary


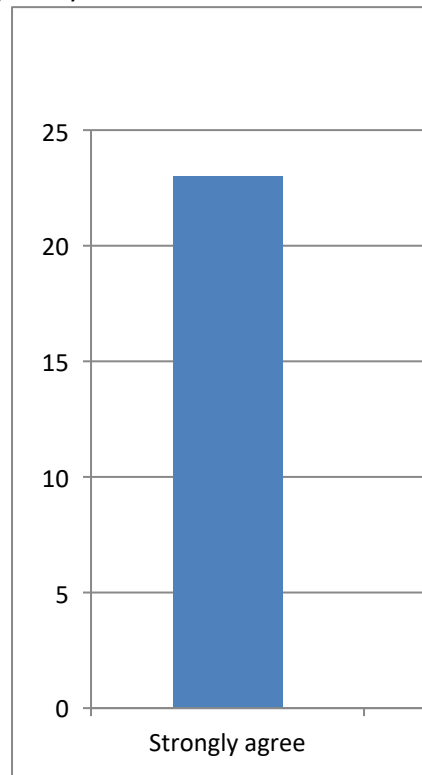
Sample Size Number of Distinct Categories

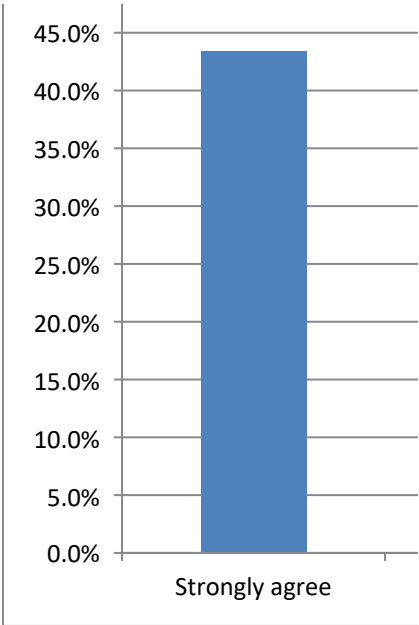
53 of 53 4

I am treat	Count	Percent of	Confidence Interval (Percent of Data)
Strongly ag	23	43.4%	31.0% to 56.7%
Agree	23	43.4%	31.0% to 56.7%
Disagree	5	9.4%	4.1% to 20.3%
Strongly di:	2	3.8%	1.0% to 12.8%


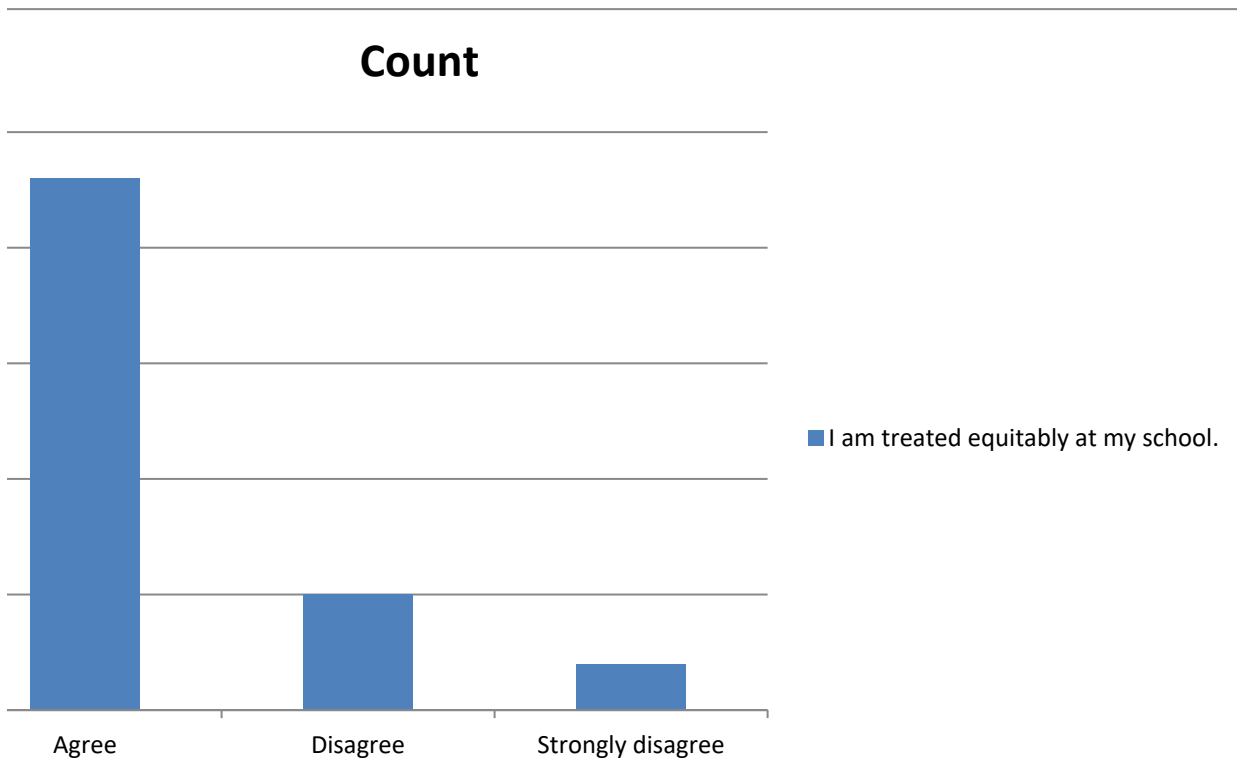
Select a chart and choose "Clustered Column", "100% Stacked Column", or "Pie" chart in Powerpoint or To create a correct "100% Stacked Column" chart, choose the chart then click "Switch Row/Column" (PC

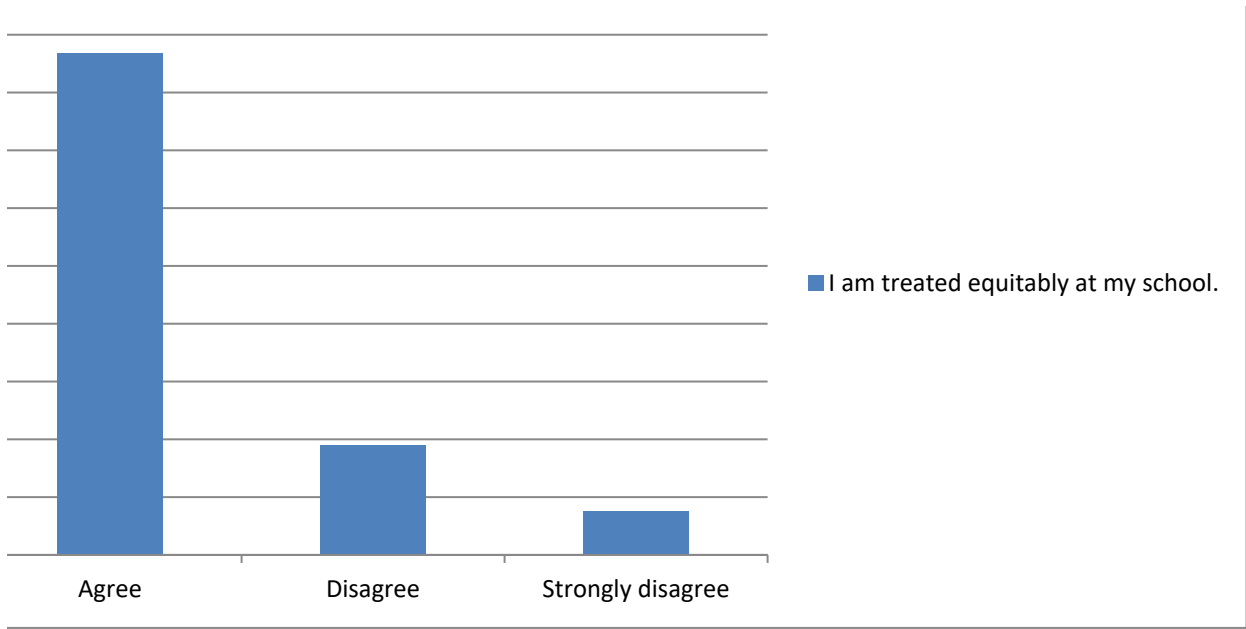
Count	I am treat	Percent	I am treated equitably at my school.
Strongly ag	23	Strongly ag	43.4%
Agree	23	Agree	43.4%
Disagree	5	Disagree	9.4%
Strongly di:	2	Strongly di:	3.8%





· Excel, to change the chart type.
C) or "Switch Plot" (Mac) in the chart tools





Summary of I feel comfortable discussing concerns with a supervisor.

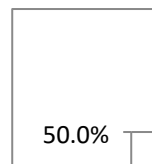
Categorical Summary


Sample Size	Average	Median	Number of Distinct Categories
53 of 53	3.226415	3	4

Recode	I feel comfr	Count	Percent of	Confidence Interval (Percent of Data)
4	Strongly ag	23	43.4%	31.0% to 56.7%
3	Agree	22	41.5%	29.3% to 54.9%
2	Disagree	5	9.4%	4.1% to 20.3%
1	Strongly di:	3	5.7%	1.9% to 15.4%

Select a chart and choose "Clustered Column", "100% Stacked Column", or "Pie" chart in Powerpoint or To create a correct "100% Stacked Column" chart, choose the chart then click "Switch Row/Column" (PC

Recode	Count	I feel comfr	Percent	I feel comfortable discussing conce
4	Strongly ag	23	Strongly ag	43.4%
3	Agree	22	Agree	41.5%
2	Disagree	5	Disagree	9.4%
1	Strongly di:	3	Strongly di:	5.7%

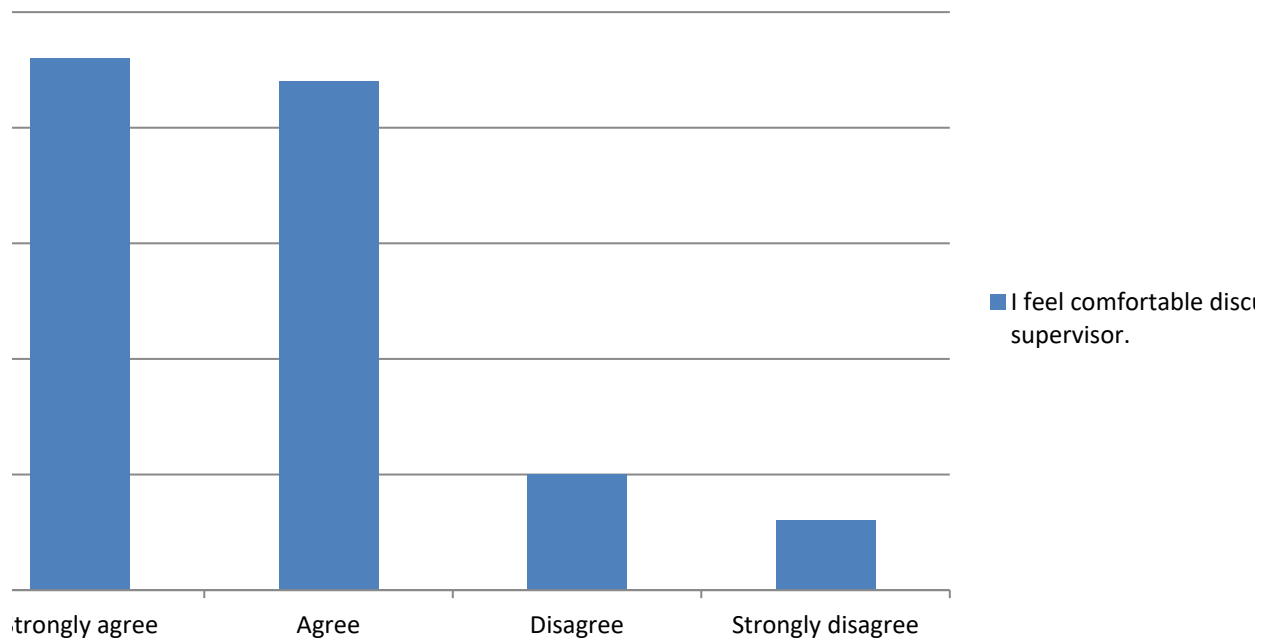




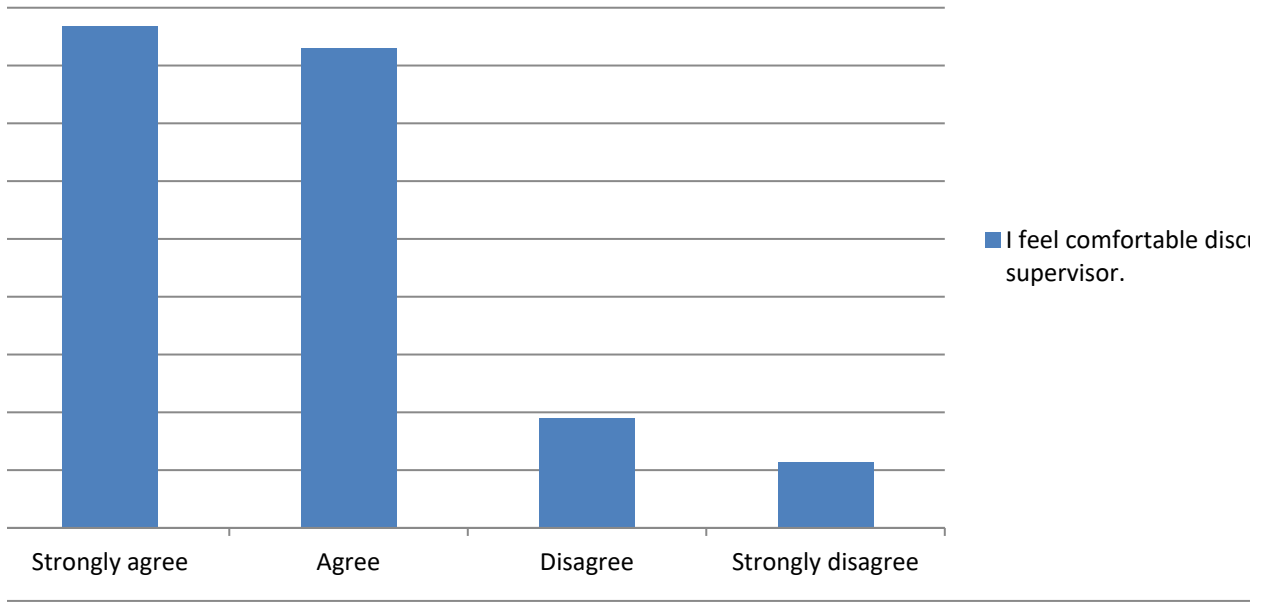
· Excel, to change the chart type.
C) or "Switch Plot" (Mac) in the chart tools

erns with a supervisor.

Count



Percent



ussing concerns with a

ussing concerns with a

Summary of I feel safe to report workplace harassment.


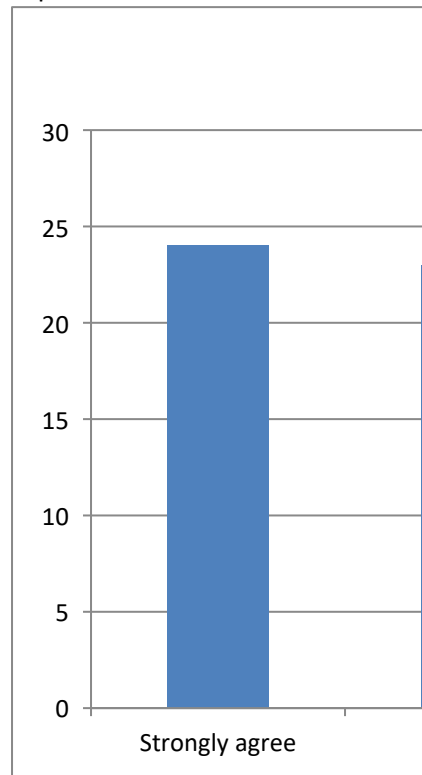
Categorical Summary

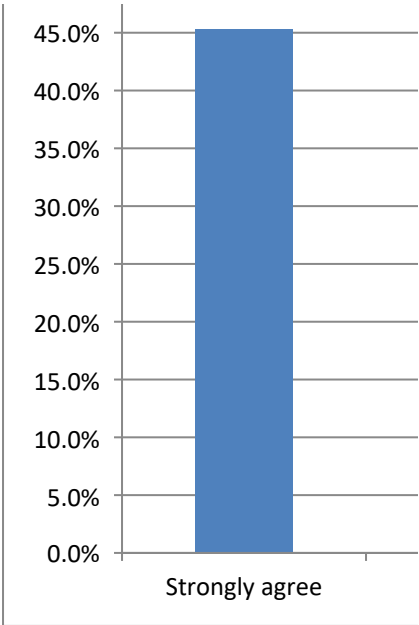
Sample Size Number of Distinct Categories
 53 of 53 4

I feel safe t	Count	Percent of	Confidence Interval (Percent of Data)
Strongly ag	24	45.3%	32.7% to 58.5%
Agree	23	43.4%	31.0% to 56.7%
Disagree	4	7.5%	3.0% to 17.9%
Strongly di:	2	3.8%	1.0% to 12.8%


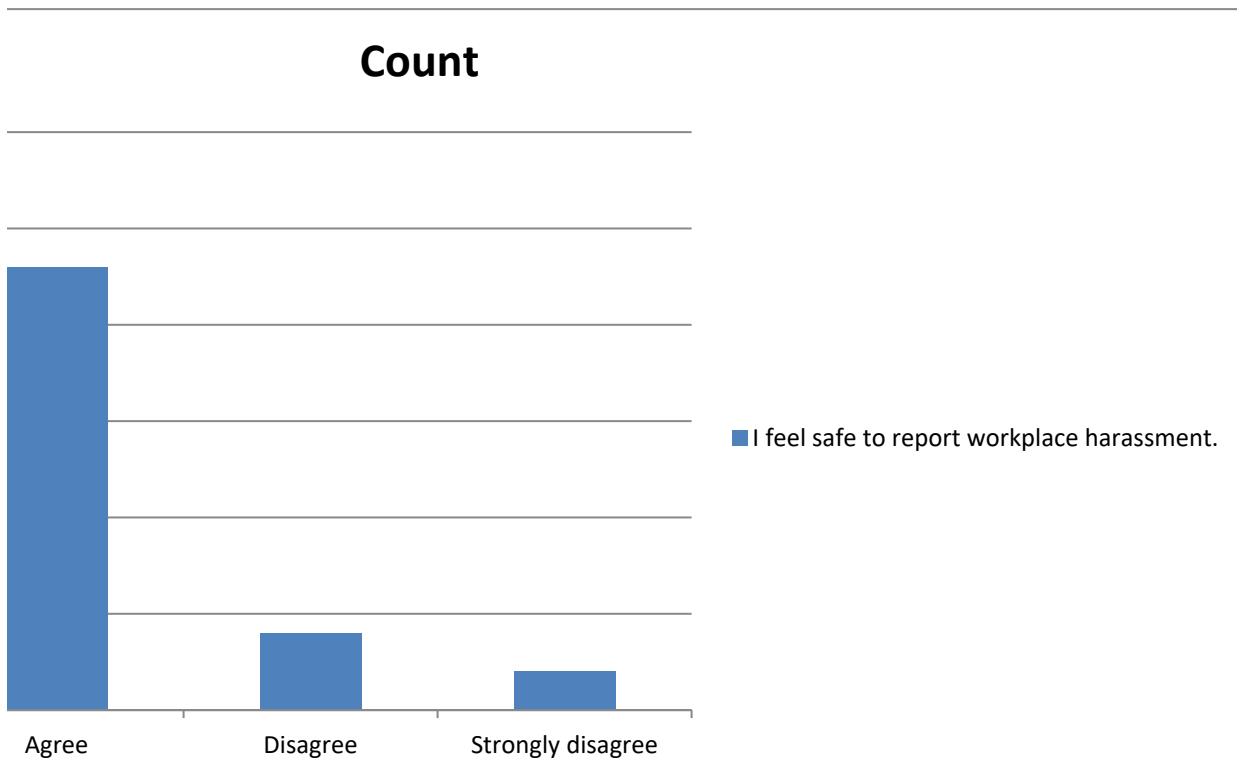
Select a chart and choose "Clustered Column", "100% Stacked Column", or "Pie" chart in Powerpoint or To create a correct "100% Stacked Column" chart, choose the chart then click "Switch Row/Column" (PC

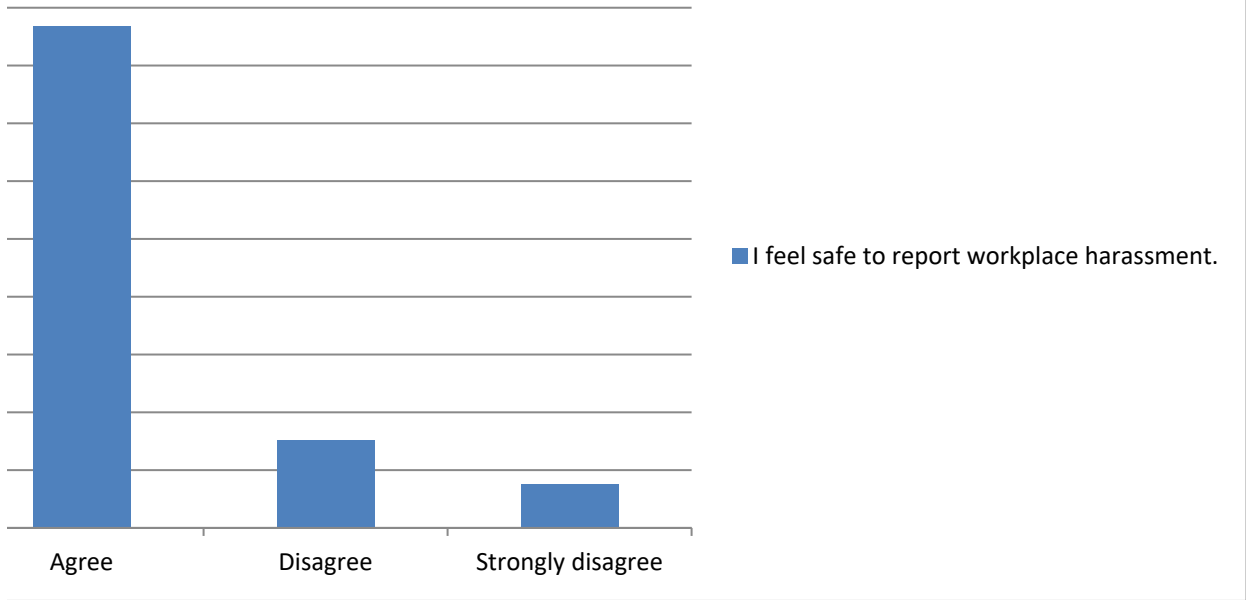
Count	I feel safe t	Percent	I feel safe to report workplace harassment.
Strongly ag	24	Strongly ag 45.3%	
Agree	23	Agree 43.4%	
Disagree	4	Disagree 7.5%	
Strongly di:	2	Strongly di: 3.8%	





· Excel, to change the chart type.
C) or "Switch Plot" (Mac) in the chart tools





Summary of I feel comfortable managing student behavior at my school.

Categorical Summary

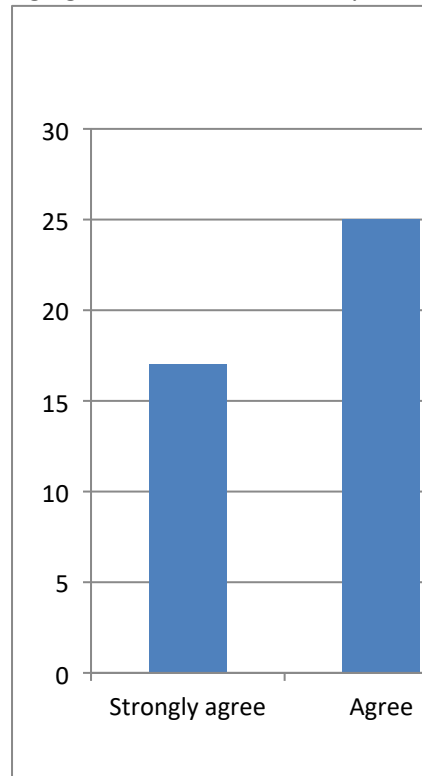
Sample Size Number of Distinct Categories

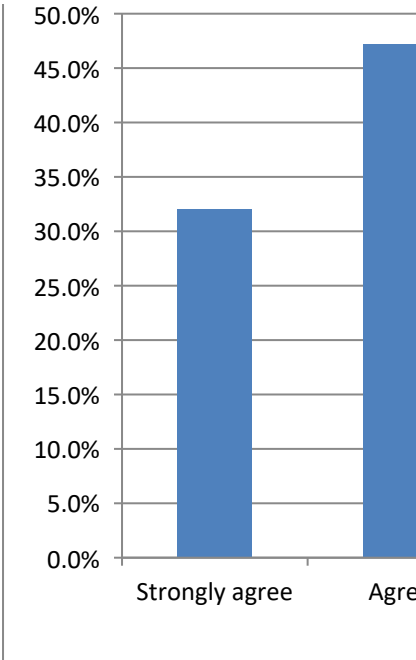
53 of 53 5

I feel comf	Count	Percent of	Confidence Interval (Percent of Data)
Strongly ag	17	32.1%	21.1% to 45.5%
Agree	25	47.2%	34.4% to 60.3%
Disagree	5	9.4%	4.1% to 20.3%
Strongly di:	2	3.8%	1.0% to 12.8%
Not applica	4	7.5%	3.0% to 17.9%

Select a chart and choose "Clustered Column", "100% Stacked Column", or "Pie" chart in Powerpoint or To create a correct "100% Stacked Column" chart, choose the chart then click "Switch Row/Column" (PC

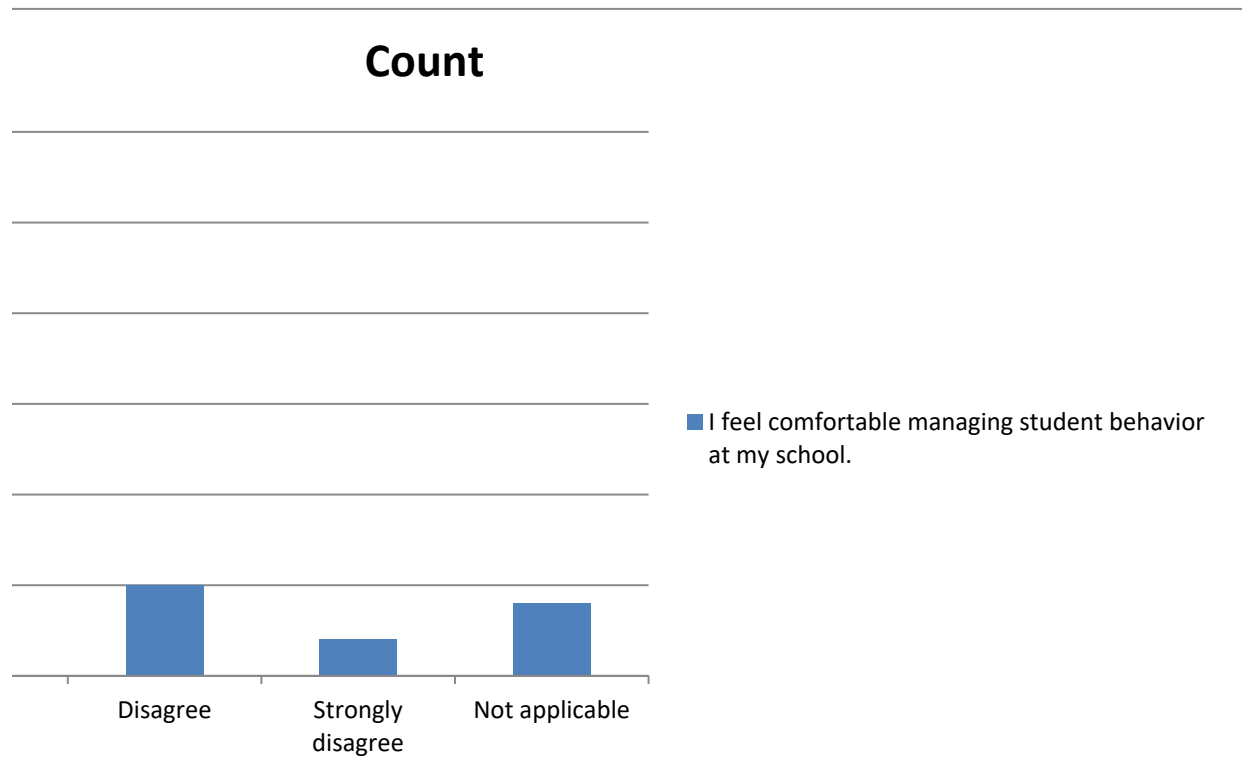
Count	I feel comf	Percent	I feel comfortable managing student behavior at my scho
Strongly ag	17	Strongly ag	32.1%
Agree	25	Agree	47.2%
Disagree	5	Disagree	9.4%
Strongly di:	2	Strongly di:	3.8%
Not applica	4	Not applica	7.5%

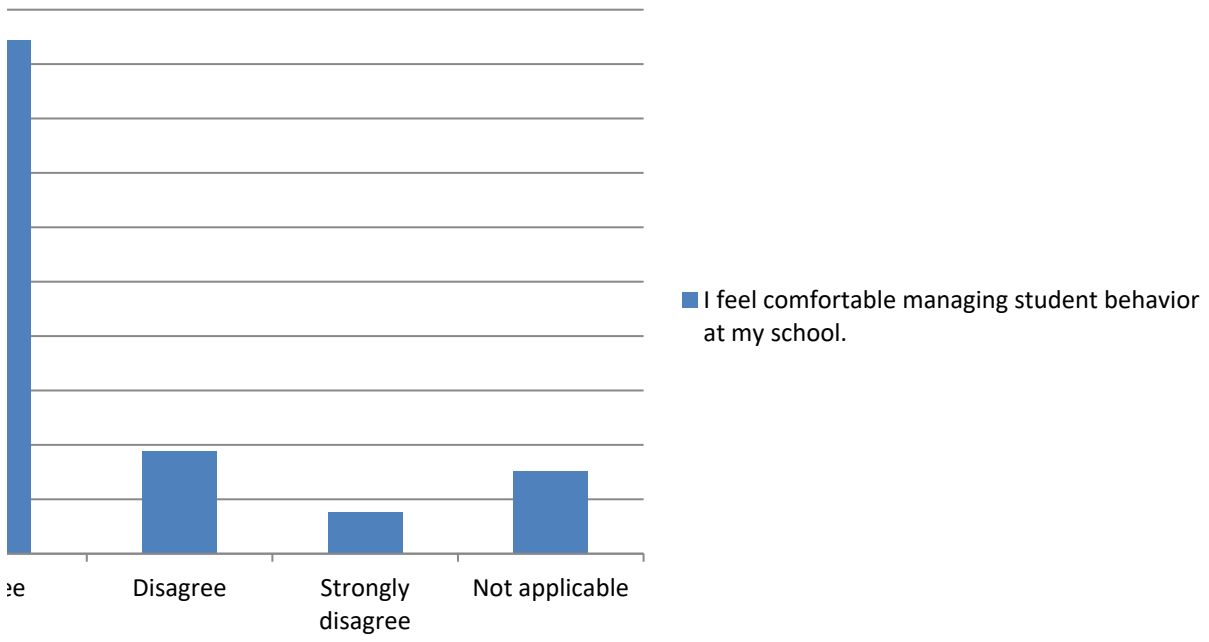




· Excel, to change the chart type.
C) or "Switch Plot" (Mac) in the chart tools

ol.





Summary of School staff are teased or picked on for any of the following:



Select a chart and choose "Clustered Column", "100% Stacked Column", or "Pie" chart in Powerpoint or

Col %

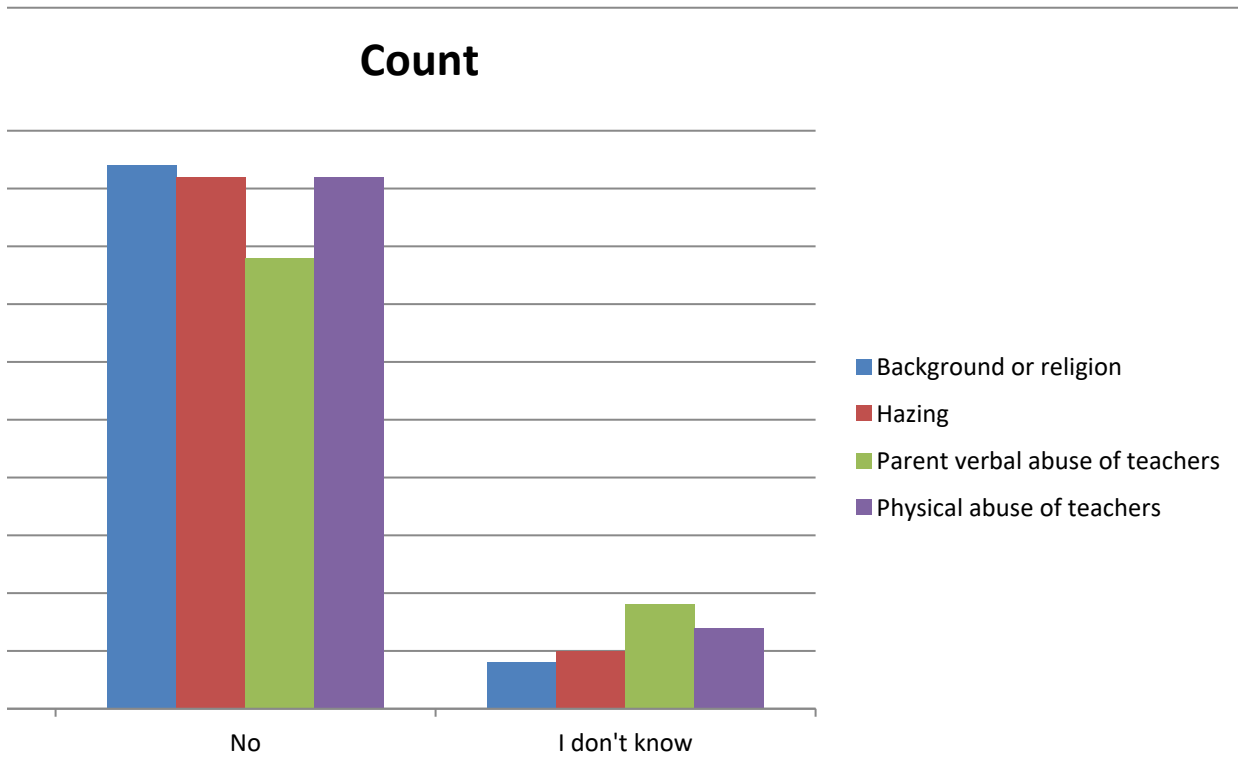
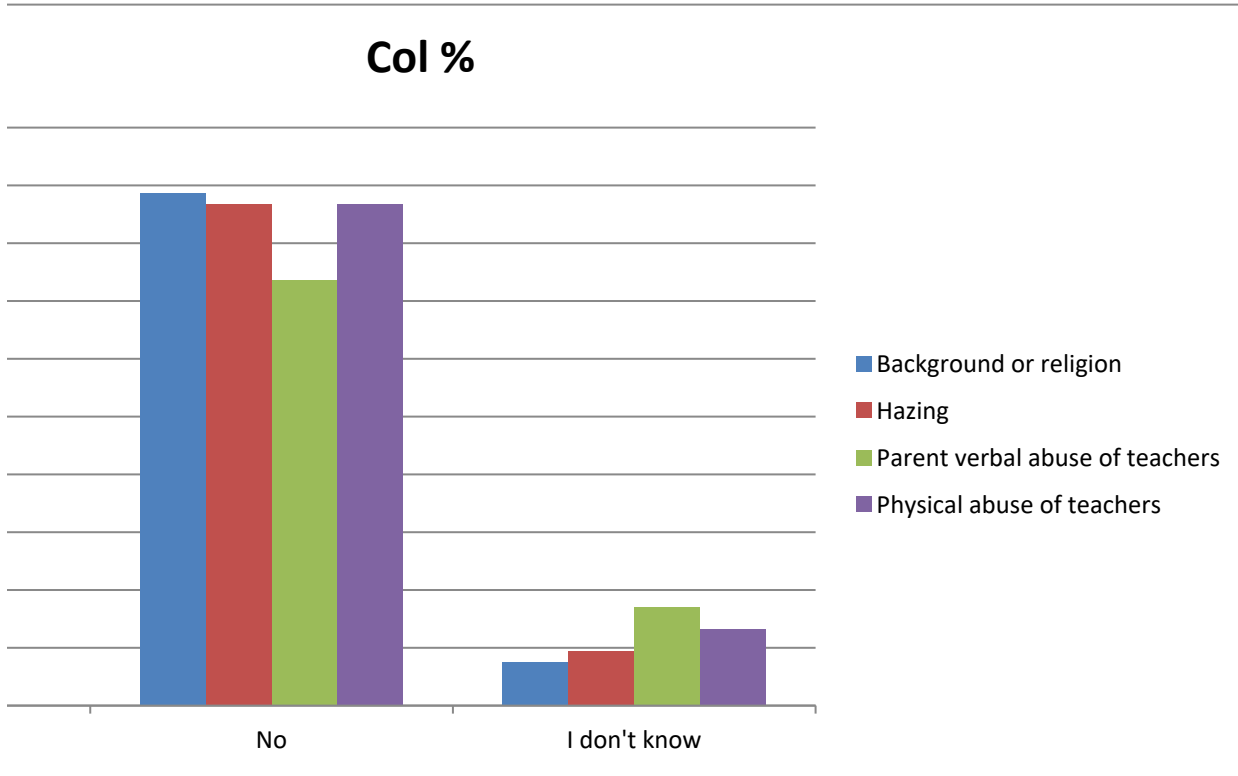
	Background	Hazing	Parent vert	Physical abuse of teach
Yes	3.8%	3.8%	9.4%	0.0%
No	88.7%	86.8%	73.6%	86.8%
I don't know	7.5%	9.4%	17.0%	13.2%

Count

	Background	Hazing	Parent vert	Physical abuse of teach
Yes	2	2	5	0
No	47	46	39	46
I don't know	4	5	9	7



· Excel, to change the chart type.



Summary of School staff are teased or picked on for any of the following:

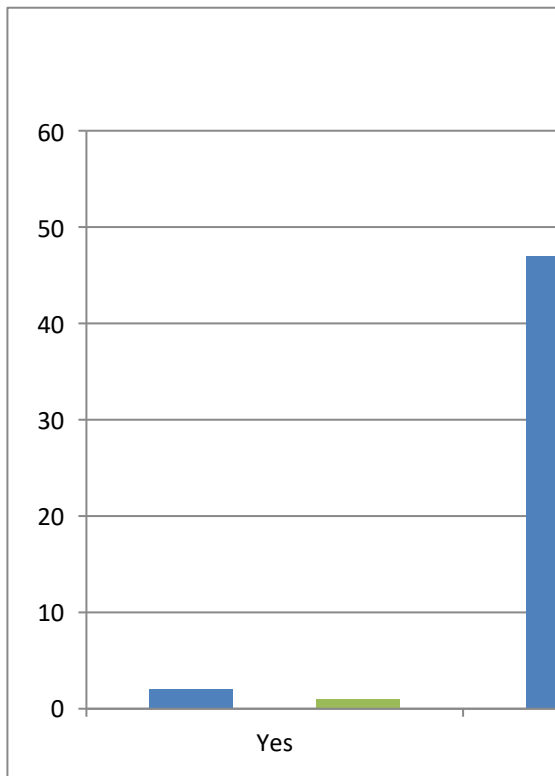

Select a chart and choose "Clustered Column", "100% Stacked Column", or "Pie" chart in Powerpoint or

Col %

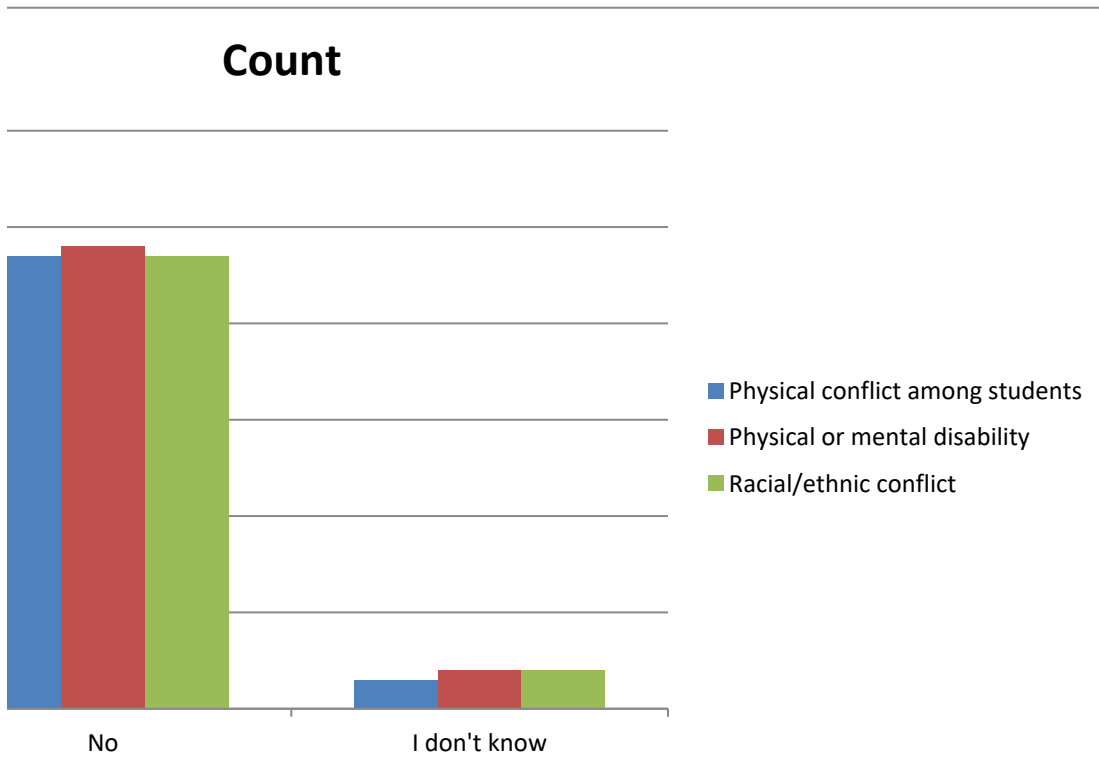
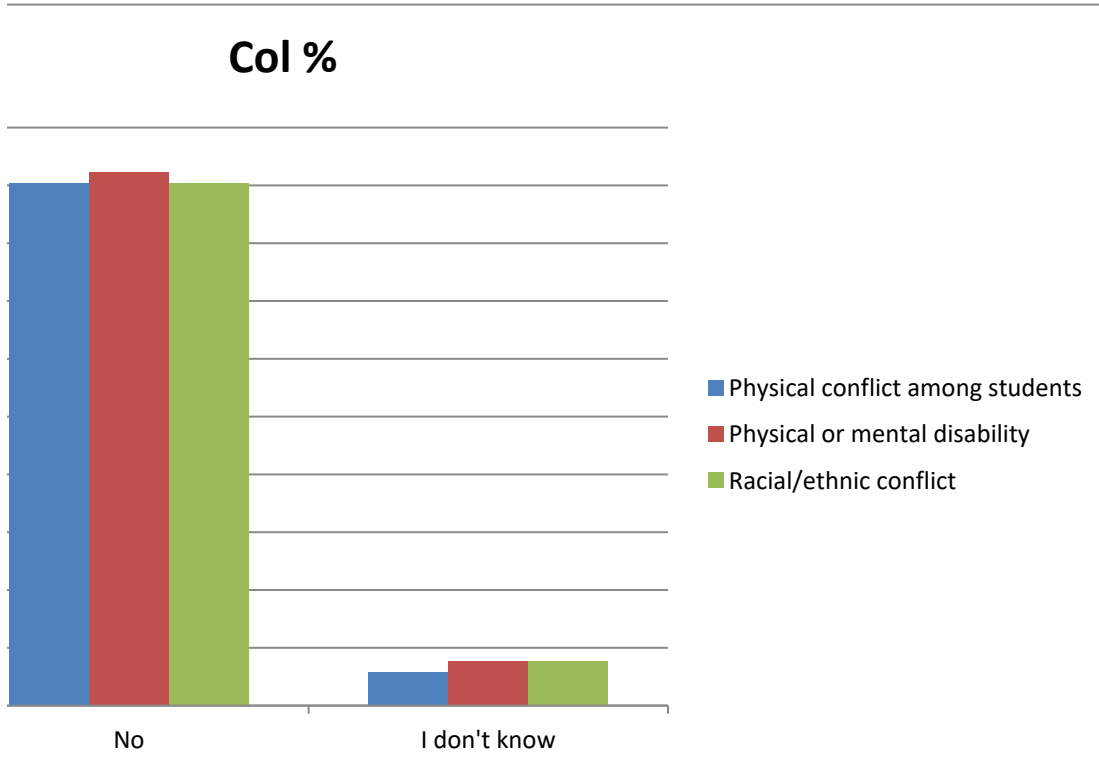
	Physical co	Physical or	Racial/ethnic conflict
Yes	3.8%	0.0%	1.9%
No	90.4%	92.3%	90.4%
I don't know	5.8%	7.7%	7.7%

Count

	Physical co	Physical or	Racial/ethnic conflict
Yes	2	0	1
No	47	48	47
I don't know	3	4	4



· Excel, to change the chart type.



Summary of The majority of the time while at work I feel:

Variable	Count	Average	Median
Angry	53	1.08	1.0
Anxious	53	1.21	1.0
Appreciate	53	1.68	2.0
Competent	53	1.91	2.0
Total	212	1.47	1.0


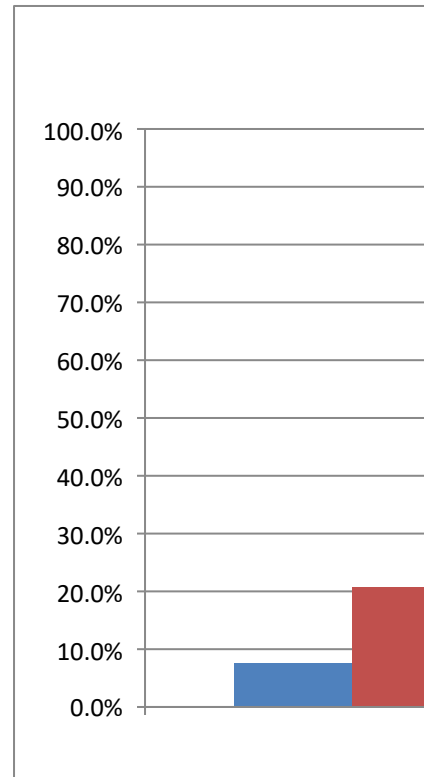
Select a chart and choose "Clustered Column", "100% Stacked Column", or "Pie" chart in Powerpoint or

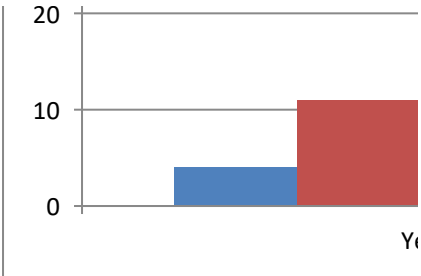
Col %

	Angry	Anxious	Appreciate	Competent
Yes	7.5%	20.8%	67.9%	90.6%
No	92.5%	79.2%	32.1%	9.4%

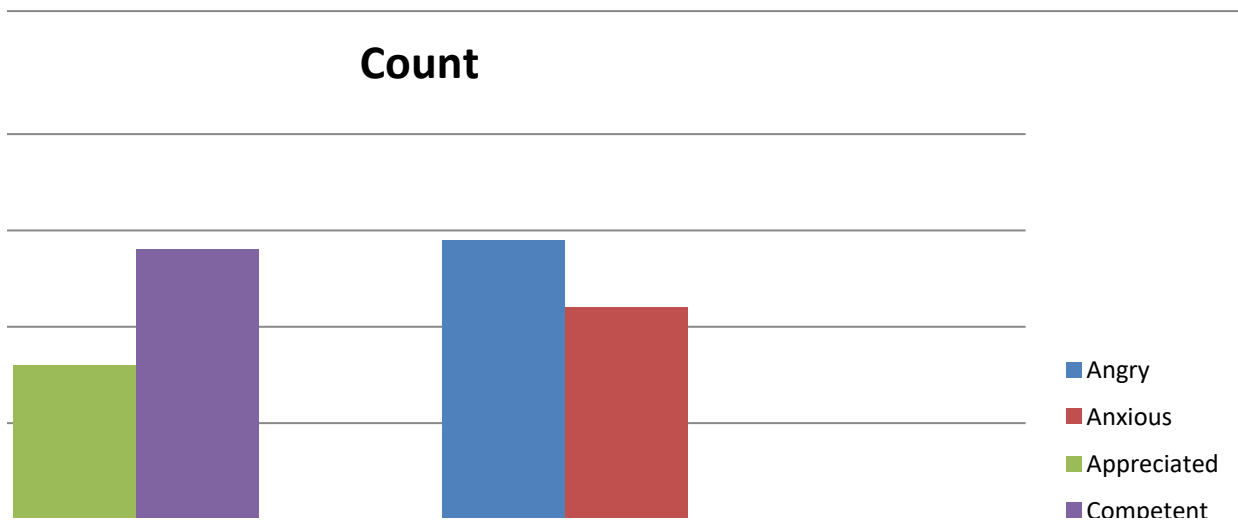
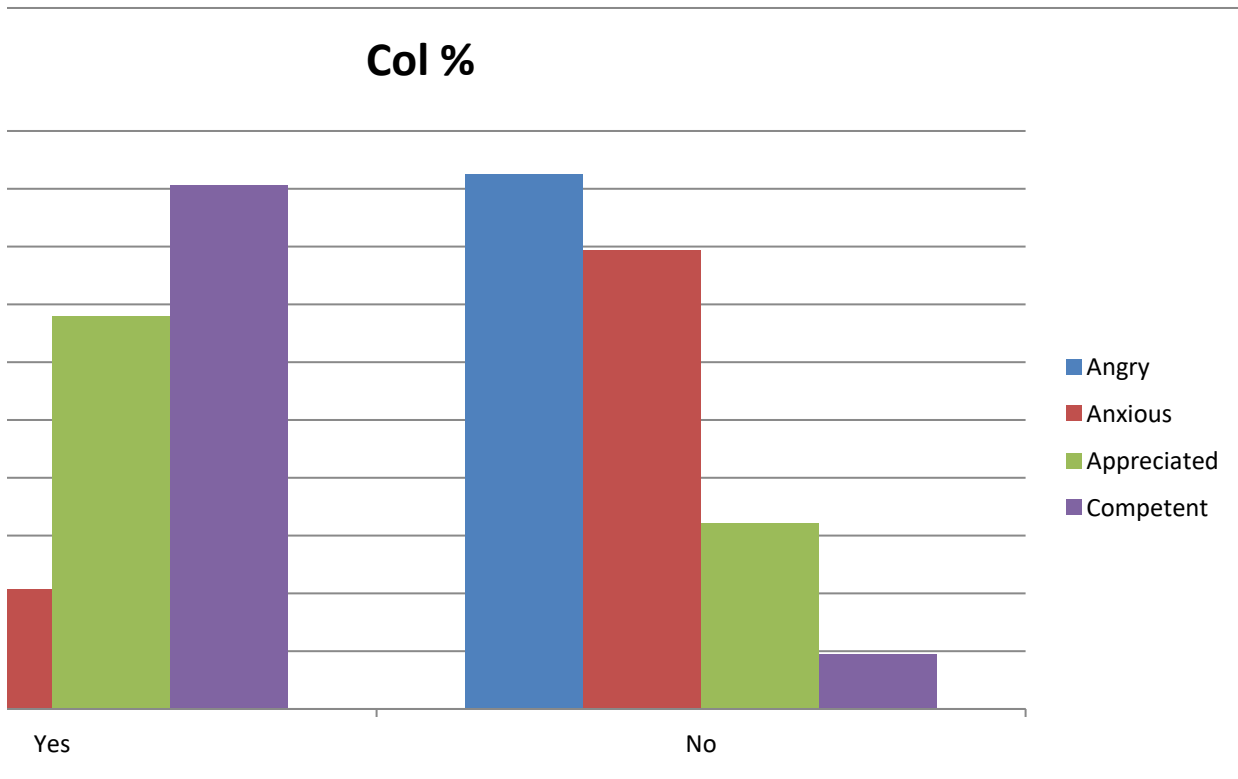
Count

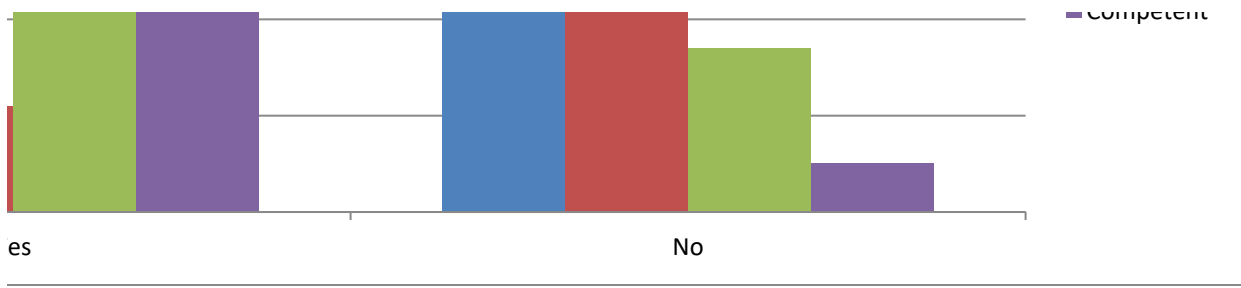
	Angry	Anxious	Appreciate	Competent
Yes	4	11	36	48
No	49	42	17	5





· Excel, to change the chart type.





Summary of The majority of the time while at work I feel:

Variable	Count	Average	Median
Depressed	50	1.06	1.0
Frustrated	50	1.22	1.0
Excited	50	1.50	1.5
Grateful	51	1.73	2.0
Total	201	1.38	1.0

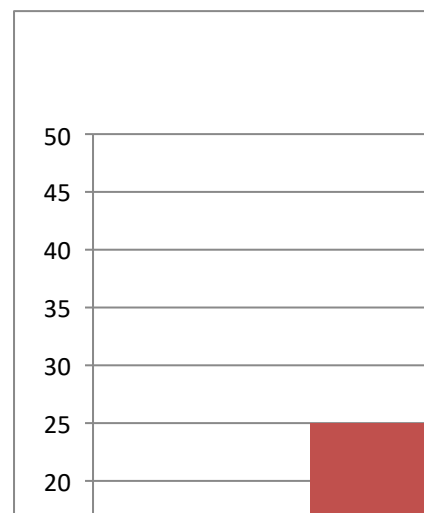
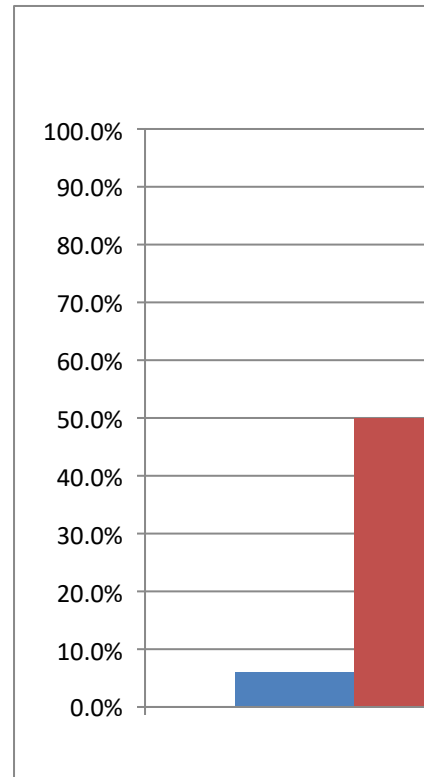
Select a chart and choose "Clustered Column", "100% Stacked Column", or "Pie" chart in Powerpoint or

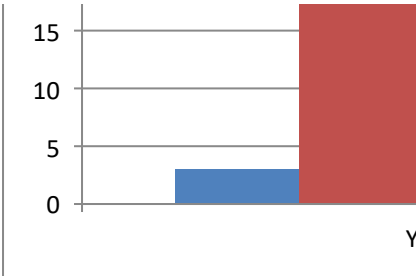
Col %

	Depressed	Excited	Frustrated	Grateful
Yes	6.0%	50.0%	22.0%	72.5%
No	94.0%	50.0%	78.0%	27.5%

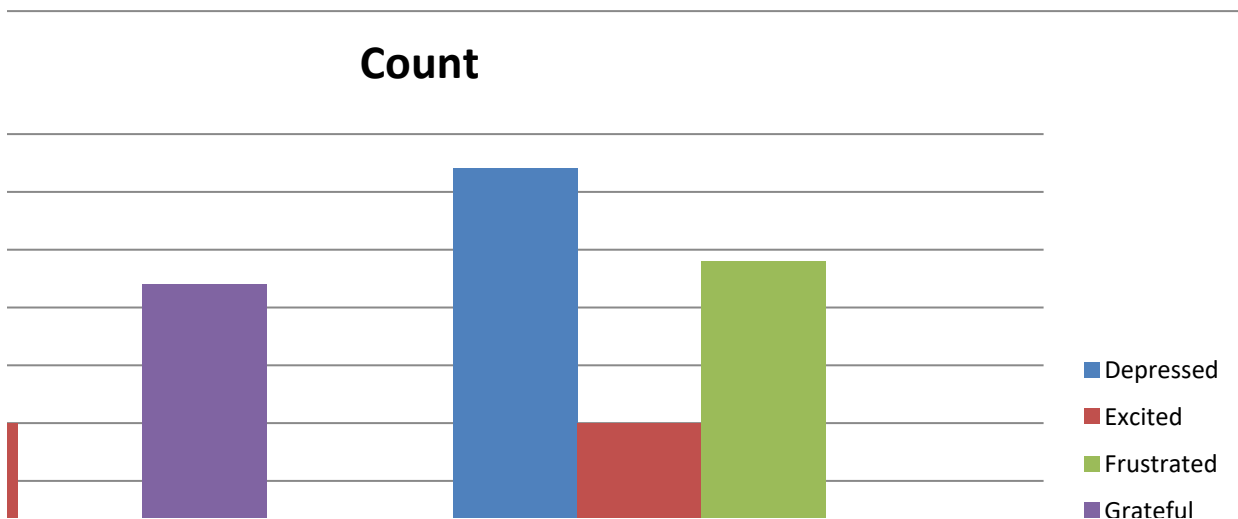
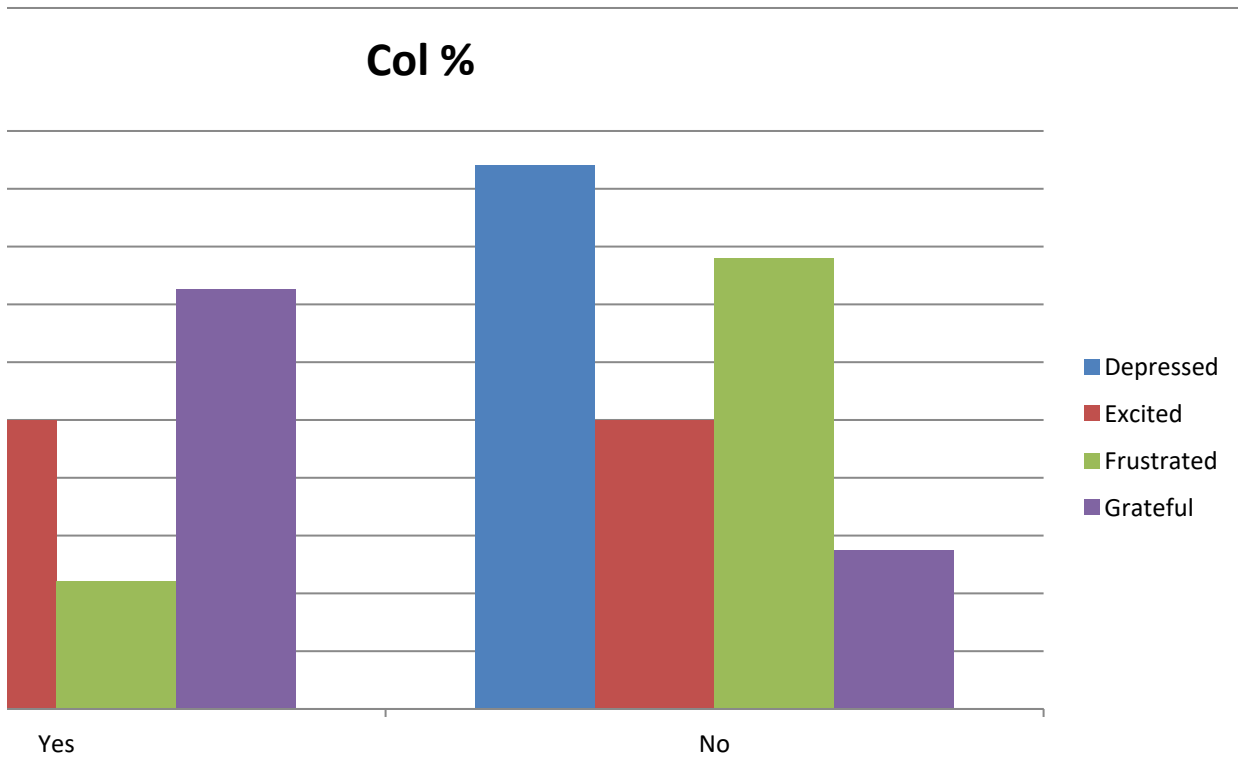
Count

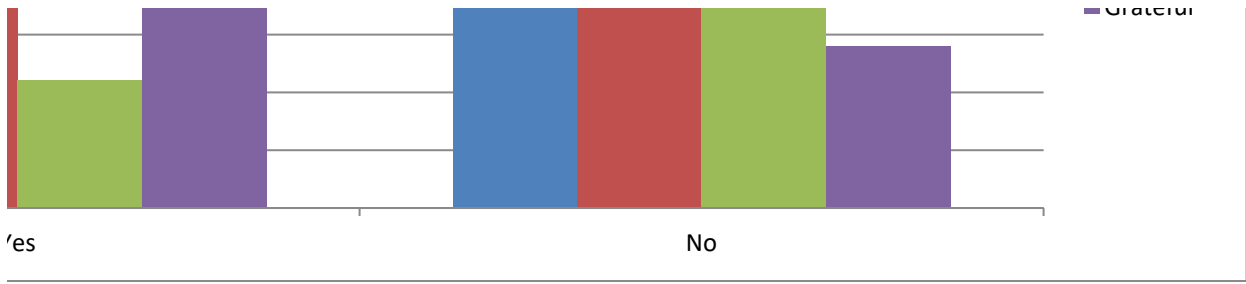
	Depressed	Excited	Frustrated	Grateful
Yes	3	25	11	37
No	47	25	39	14





· Excel, to change the chart type.





Summary of The majority of the time while at work I feel:

Variable	Count	Average	Median
Stressed	50	1.46	1.0
Overwhelm	50	1.50	1.5
Happy	51	1.88	2.0
Total	151	1.62	2.0

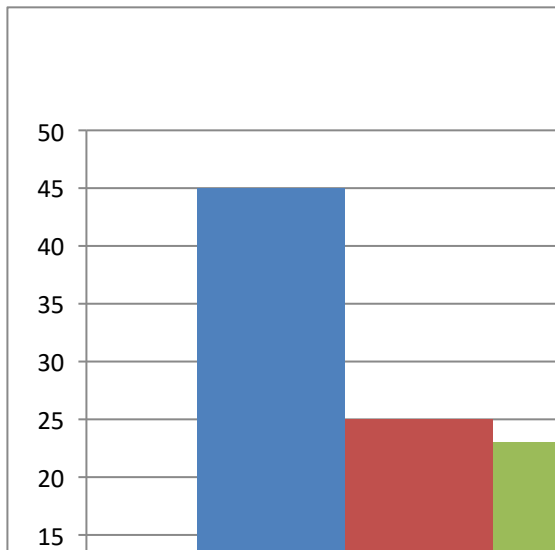
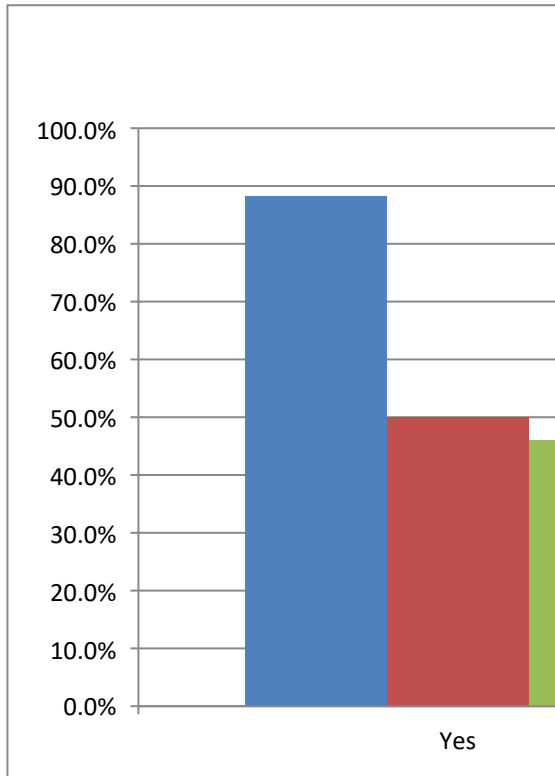
Select a chart and choose "Clustered Column", "100% Stacked Column", or "Pie" chart in Powerpoint or

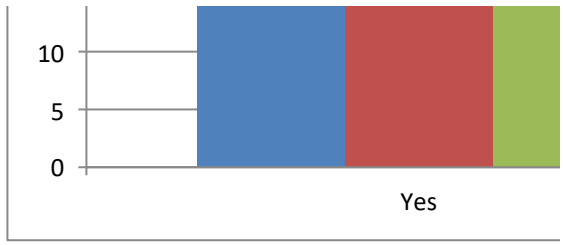
Col %

	Happy	Overwhelm	Stressed
Yes	88.2%	50.0%	46.0%
No	11.8%	50.0%	54.0%

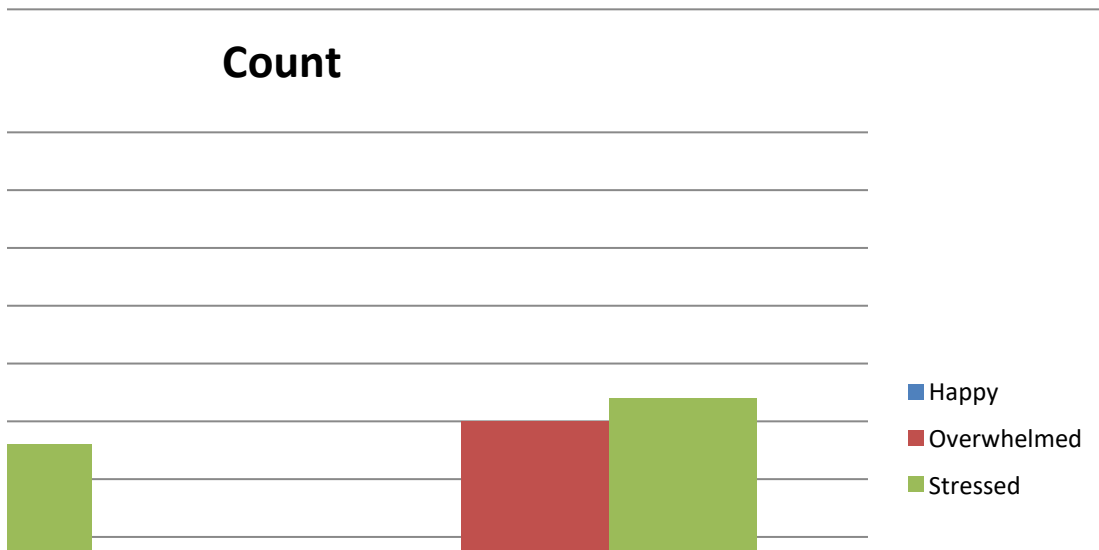
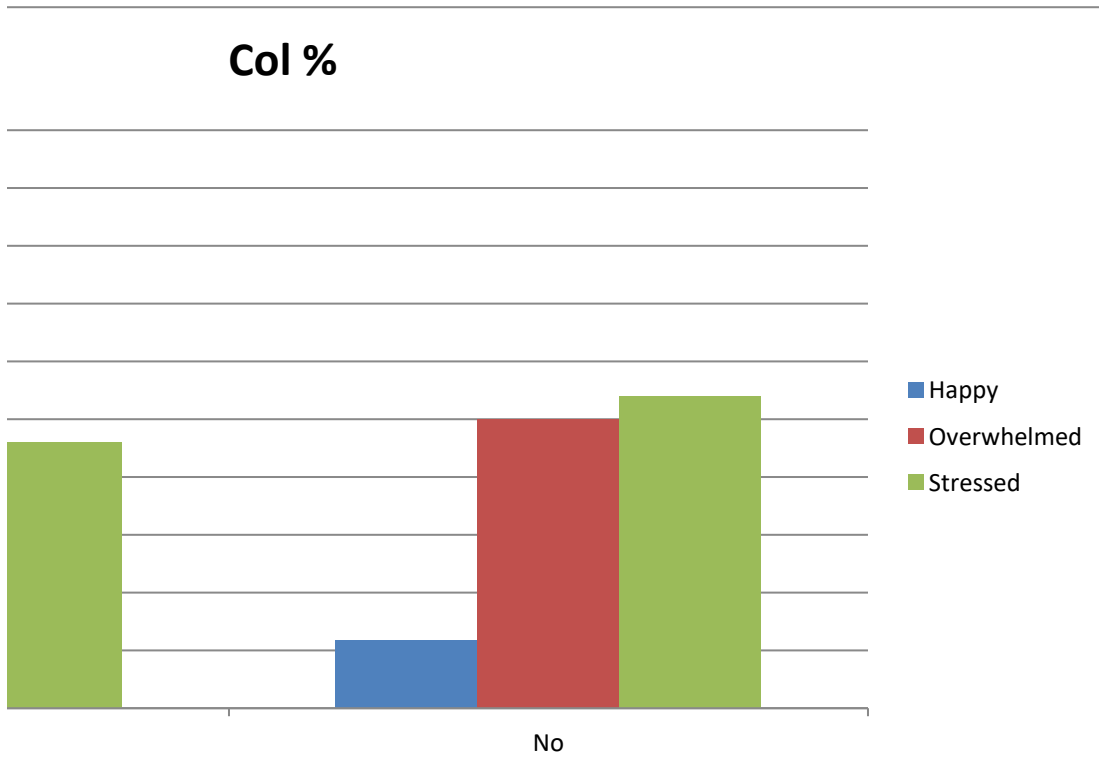
Count

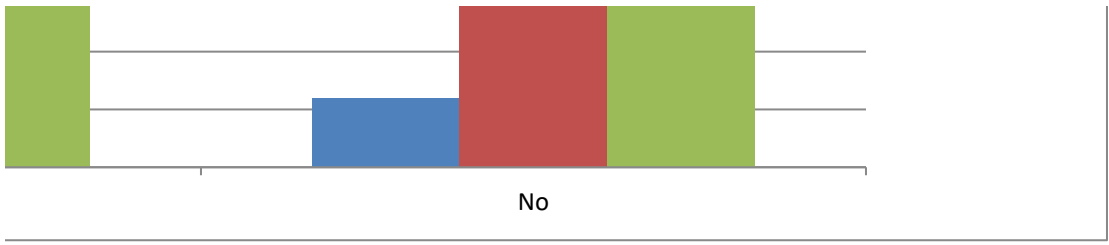
	Happy	Overwhelm	Stressed
Yes	45	25	23
No	6	25	27





· Excel, to change the chart type.





Summary of Students at this school know how to report an incident or concern.

Categorical Summary

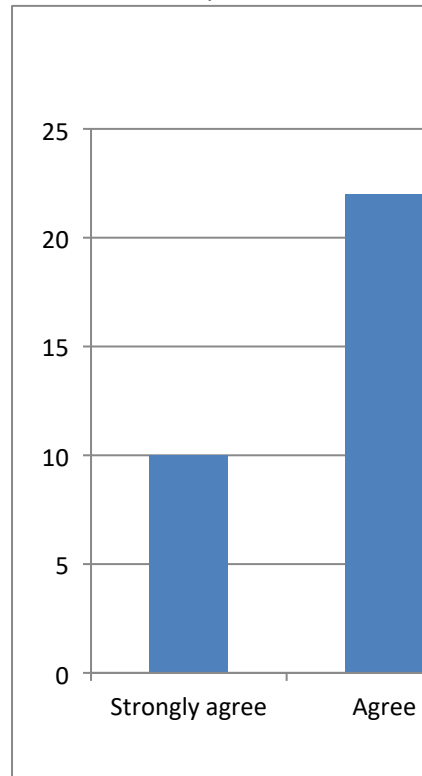
Sample Size Number of Distinct Categories

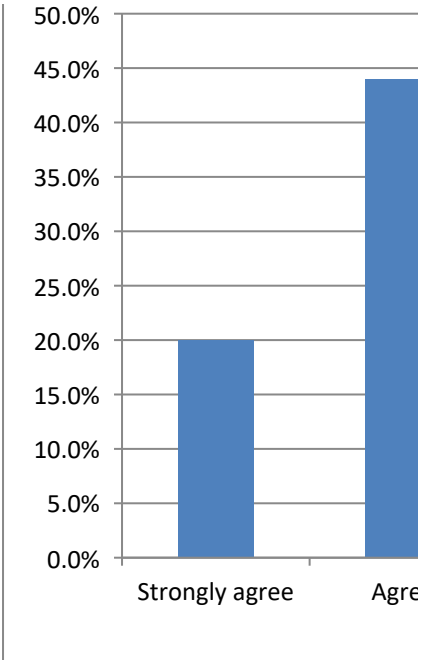
50 of 50 5

Students at	Count	Percent of	Confidence Interval (Percent of Data)
Strongly ag	10	20.0%	11.2% to 33.0%
Agree	22	44.0%	31.2% to 57.7%
Disagree	6	12.0%	5.6% to 23.8%
Strongly di:	3	6.0%	2.1% to 16.2%
I don't know	9	18.0%	9.8% to 30.8%

Select a chart and choose "Clustered Column", "100% Stacked Column", or "Pie" chart in Powerpoint or To create a correct "100% Stacked Column" chart, choose the chart then click "Switch Row/Column" (PC

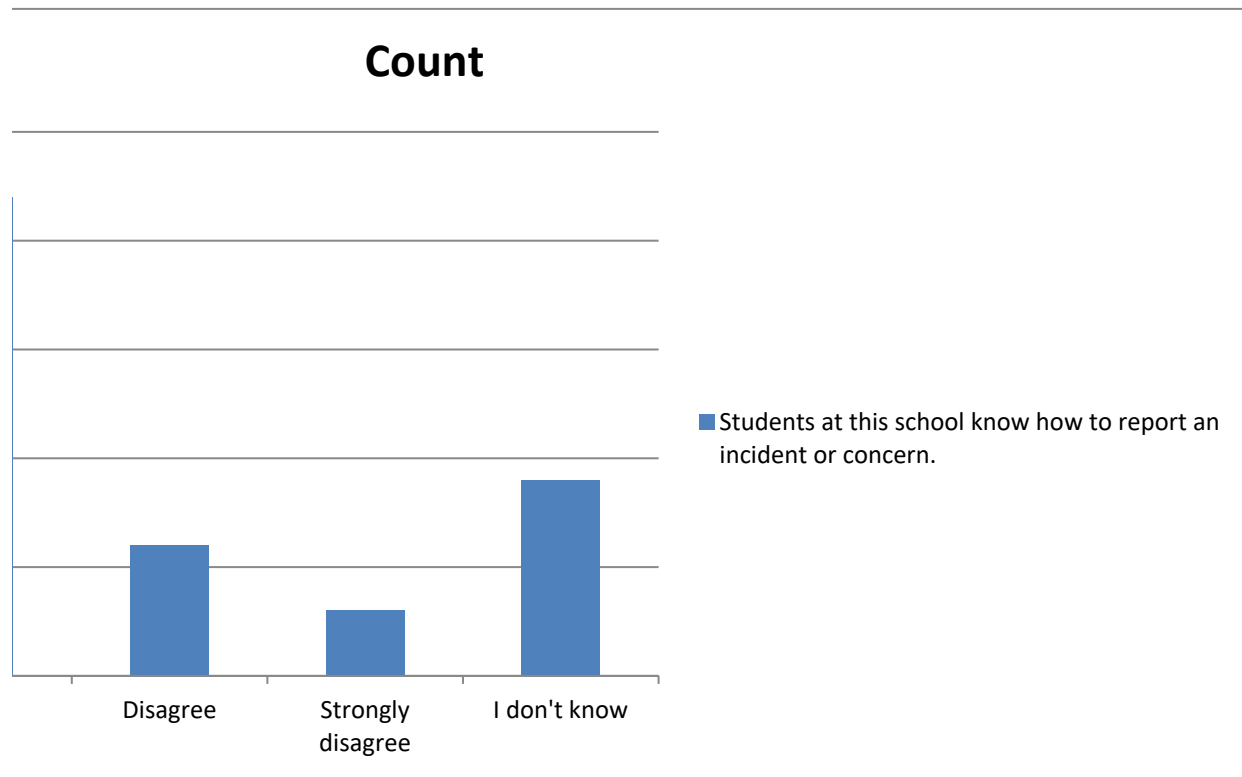
Count	Students at	Percent	Students at this school know how to report an incident or
Strongly ag	10	Strongly ag	20.0%
Agree	22	Agree	44.0%
Disagree	6	Disagree	12.0%
Strongly di:	3	Strongly di:	6.0%
I don't know	9	I don't know	18.0%

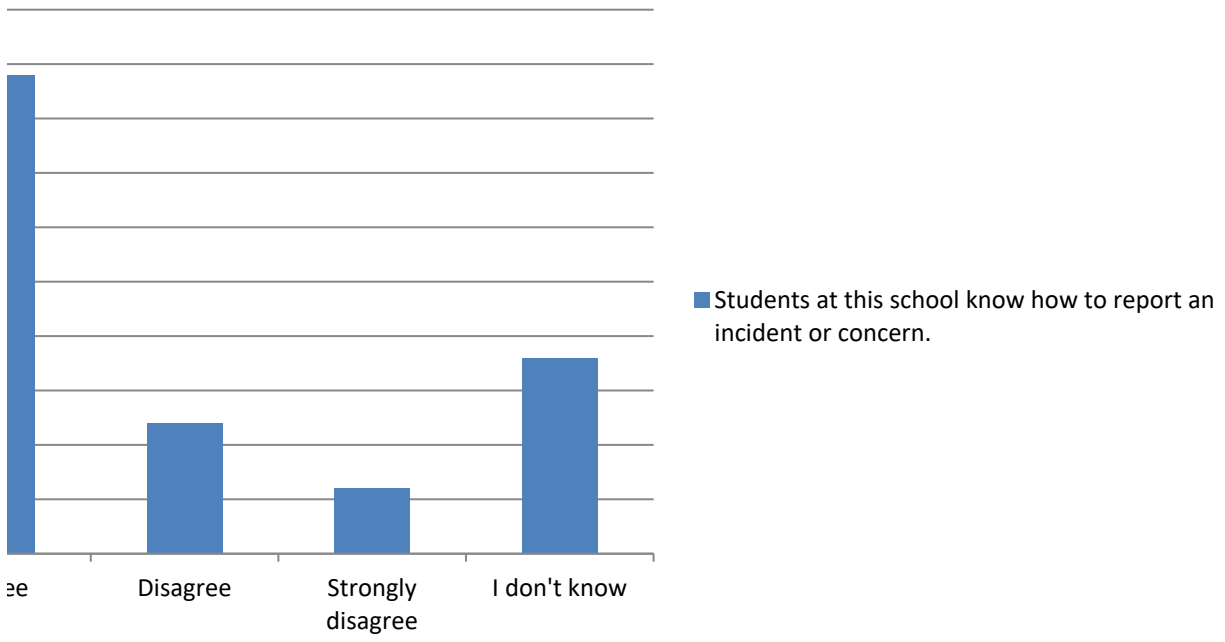




· Excel, to change the chart type.
C) or "Switch Plot" (Mac) in the chart tools

r concern.





Summary of I know what to do if there is an emergency, natural disaster or a dangerous situation during

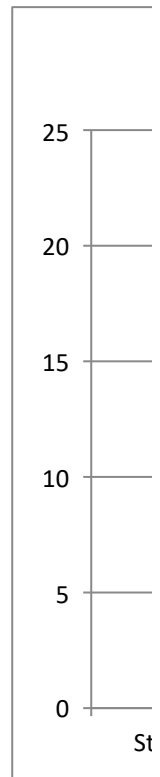
Categorical Summary


Sample Size	Average	Median	Number of Distinct Categories
51 of 51	3.254902	3	4

Recode	I know wha	Count	Percent of	Confidence Interval (Percent of Data)
4	Strongly ag	22	43.1%	30.5% to 56.7%
3	Agree	22	43.1%	30.5% to 56.7%
2	Disagree	5	9.8%	4.3% to 21.0%
1	Strongly di:	2	3.9%	1.1% to 13.2%

Select a chart and choose "Clustered Column", "100% Stacked Column", or "Pie" chart in Powerpoint or To create a correct "100% Stacked Column" chart, choose the chart then click "Switch Row/Column" (PC

Recode	Count	I know wha	Percent	I know what to do if there is an er
4	Strongly ag	22	Strongly ag	43.1%
3	Agree	22	Agree	43.1%
2	Disagree	5	Disagree	9.8%
1	Strongly di:	2	Strongly di:	3.9%



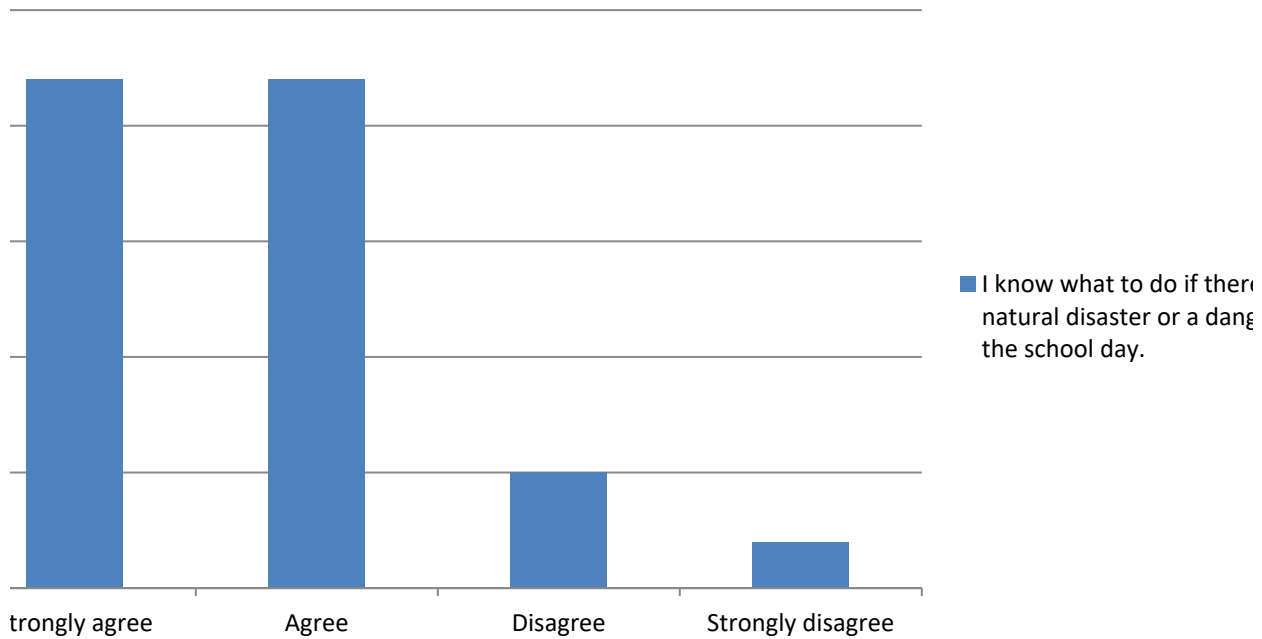


g the school day.

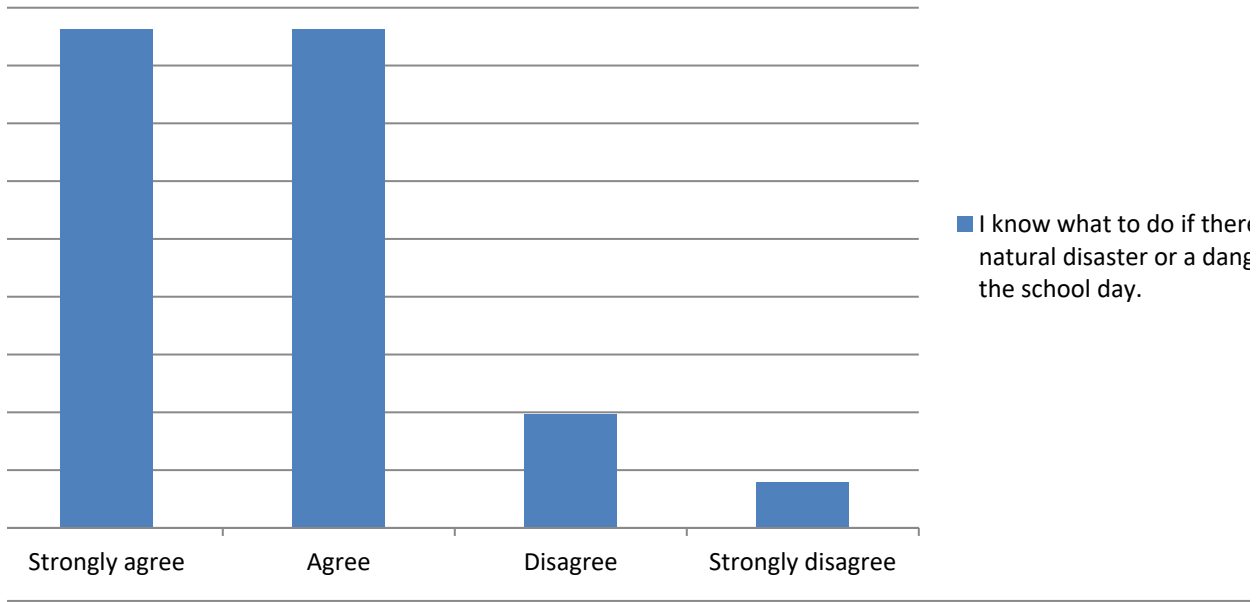
· Excel, to change the chart type.
C) or "Switch Plot" (Mac) in the chart tools

ergency, natural disaster or a dangerous situation during the school day.

Count



Percent



e is an emergency,
gerous situation during

e is an emergency,
gerous situation during

Summary of The school has a written plan that clearly describes procedures to be performed in an emer

Categorical Summary

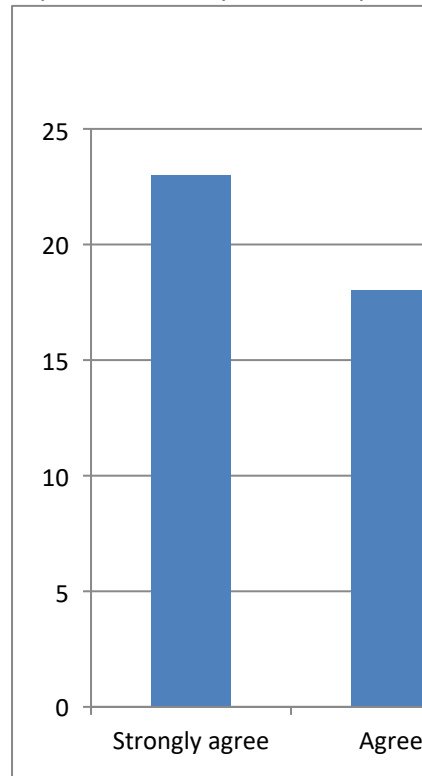
Sample Size Number of Distinct Categories

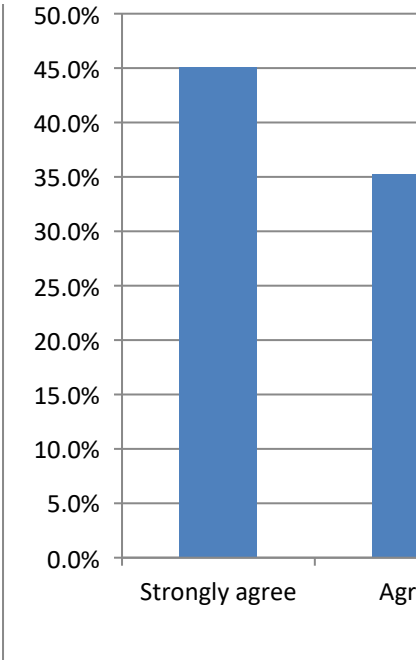
51 of 51 5

The school	Count	Percent of	Confidence Interval (Percent of Data)
Strongly ag	23	45.1%	32.3% to 58.6%
Agree	18	35.3%	23.6% to 49.0%
Disagree	1	2.0%	0.3% to 10.3%
Strongly di:	2	3.9%	1.1% to 13.2%
I don't know	7	13.7%	6.8% to 25.7%

Select a chart and choose "Clustered Column", "100% Stacked Column", or "Pie" chart in Powerpoint or To create a correct "100% Stacked Column" chart, choose the chart then click "Switch Row/Column" (PC

Count	The school	Percent	The school has a written plan that clearly describes proce
Strongly ag	23	Strongly ag	45.1%
Agree	18	Agree	35.3%
Disagree	1	Disagree	2.0%
Strongly di:	2	Strongly di:	3.9%
I don't know	7	I don't know	13.7%

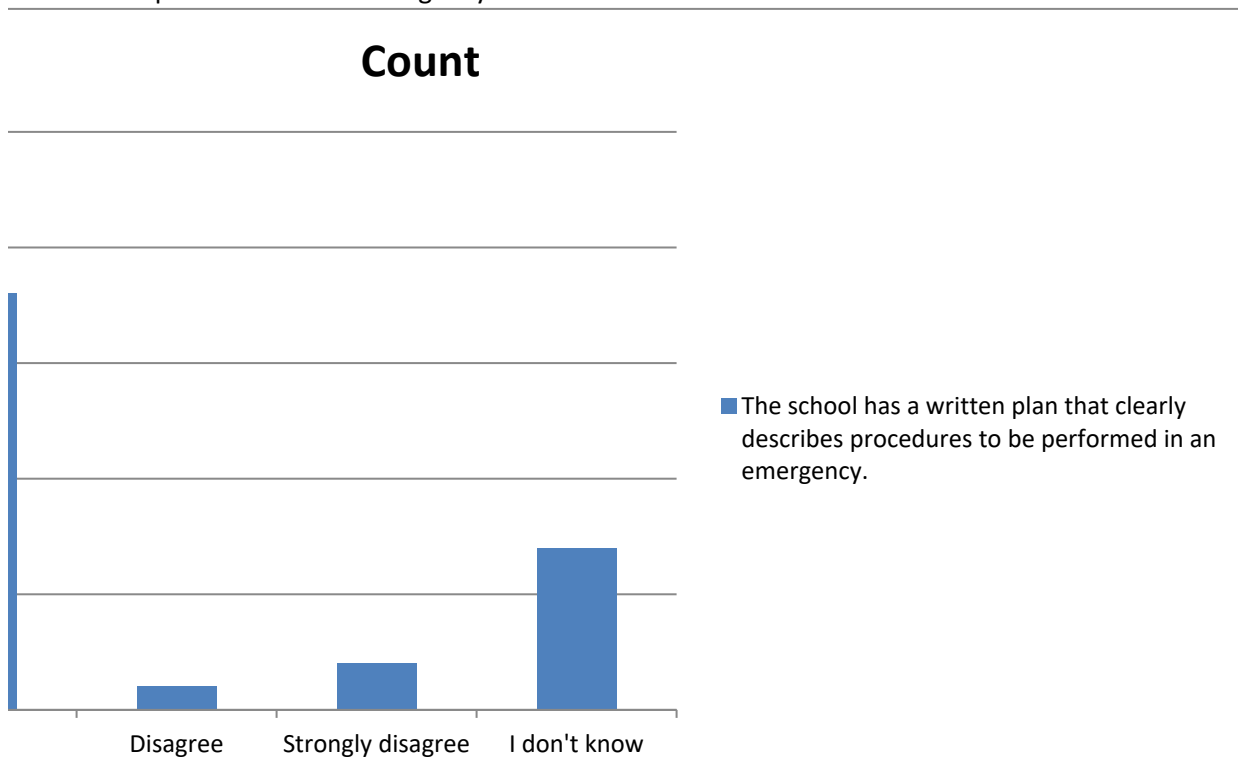




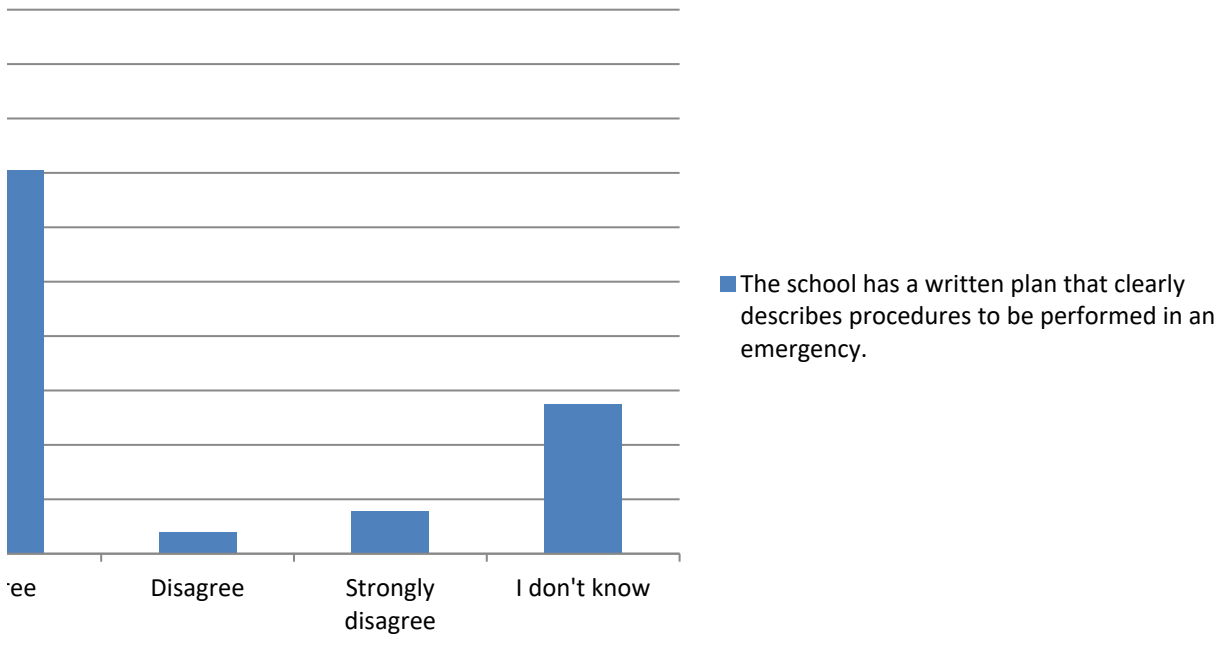
gency.

· Excel, to change the chart type.
C) or "Switch Plot" (Mac) in the chart tools

cedures to be performed in an emergency.



Percent



Summary of This school or LEA (district/charter) provides training in safety procedures to staff (e.g. lock

Categorical Summary


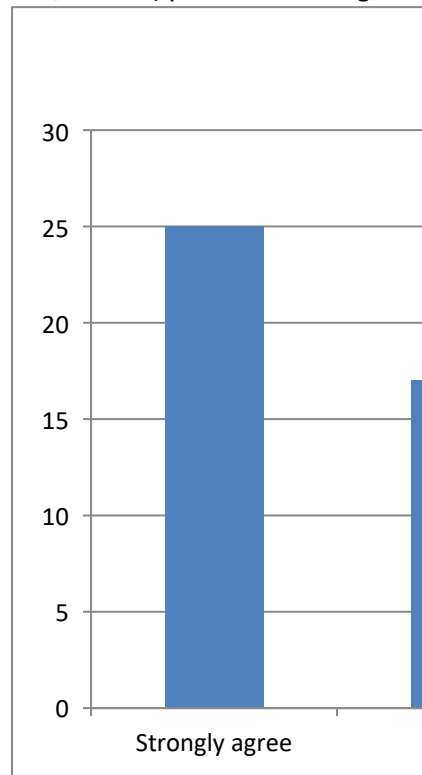
Sample Size Number of Distinct Categories

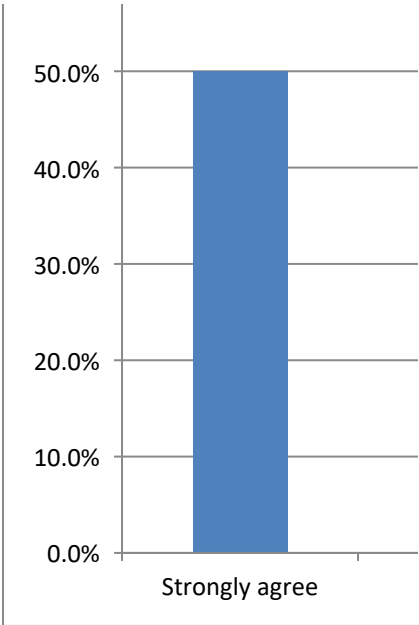
50 of 50 4

This school Count	Percent of	Confidence Interval (Percent of Data)
Strongly ag	25	50.0% 36.6% to 63.4%
Agree	17	34.0% 22.4% to 47.8%
Disagree	4	8.0% 3.2% to 18.8%
Strongly di:	4	8.0% 3.2% to 18.8%

Select a chart and choose "Clustered Column", "100% Stacked Column", or "Pie" chart in Powerpoint or To create a correct "100% Stacked Column" chart, choose the chart then click "Switch Row/Column" (PC

Count	Percent	
	This school	This school or LEA (district/charter) provides training in sa
Strongly ag	25	Strongly ag 50.0%
Agree	17	Agree 34.0%
Disagree	4	Disagree 8.0%
Strongly di:	4	Strongly di: 8.0%


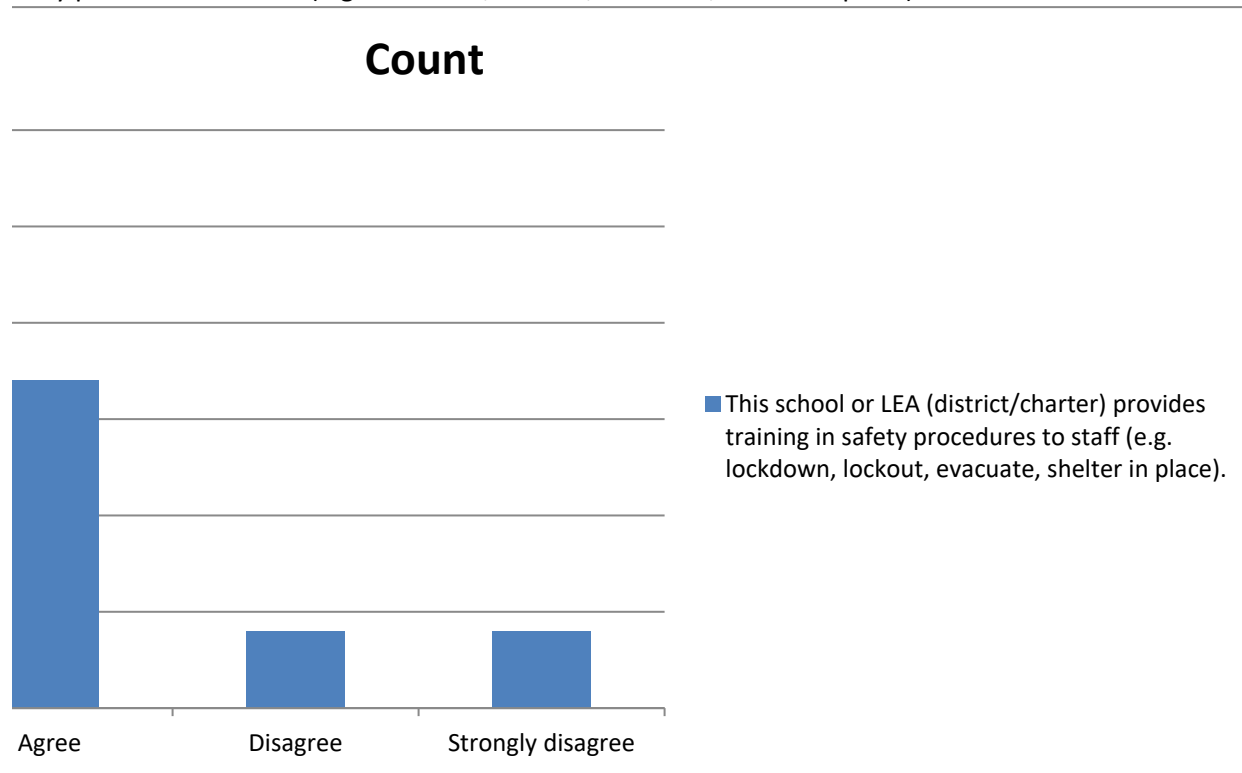


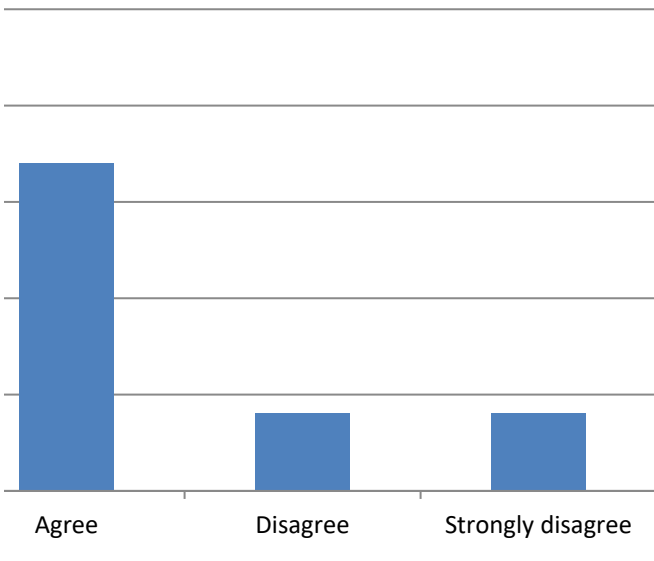


down, lockout, evacuate, shelter in place).

Excel, to change the chart type.
C) or "Switch Plot" (Mac) in the chart tools

afety procedures to staff (e.g. lockdown, lockout, evacuate, shelter in place).





■ This school or LEA (district/charter) provides training in safety procedures to staff (e.g. lockdown, lockout, evacuate, shelter in place).

Summary of My teaching is hindered by poor heating, cooling, and/or lighting systems at this school.

Categorical Summary

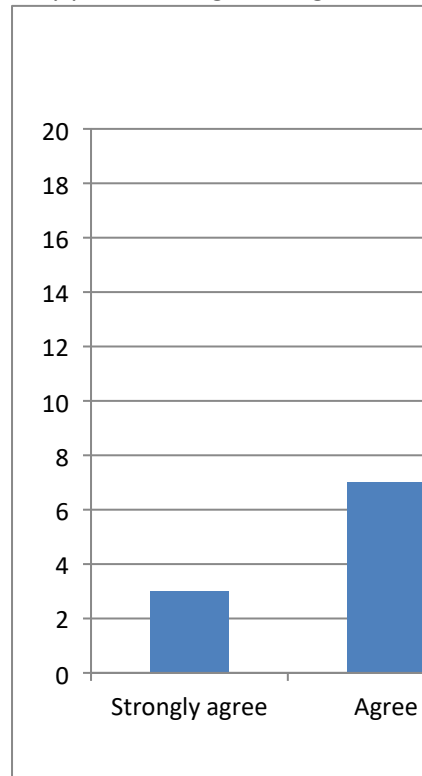
Sample Size Number of Distinct Categories

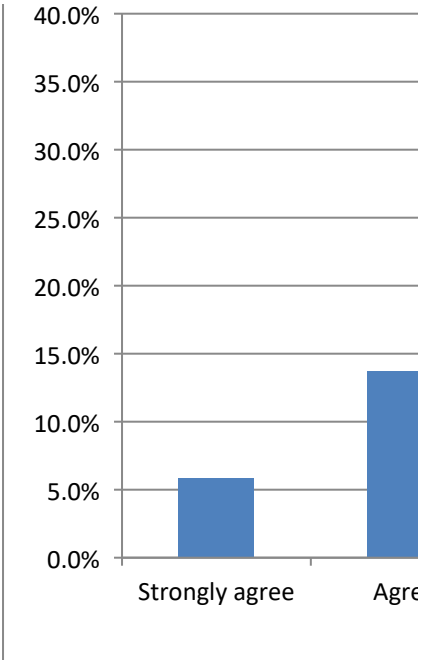
51 of 51 5

My teachin	Count	Percent of	Confidence Interval (Percent of Data)
Strongly ag	3	5.9%	2.0% to 15.9%
Agree	7	13.7%	6.8% to 25.7%
Disagree	18	35.3%	23.6% to 49.0%
Strongly di:	13	25.5%	15.5% to 38.9%
Not applica	10	19.6%	11.0% to 32.5%

Select a chart and choose "Clustered Column", "100% Stacked Column", or "Pie" chart in Powerpoint or To create a correct "100% Stacked Column" chart, choose the chart then click "Switch Row/Column" (PC

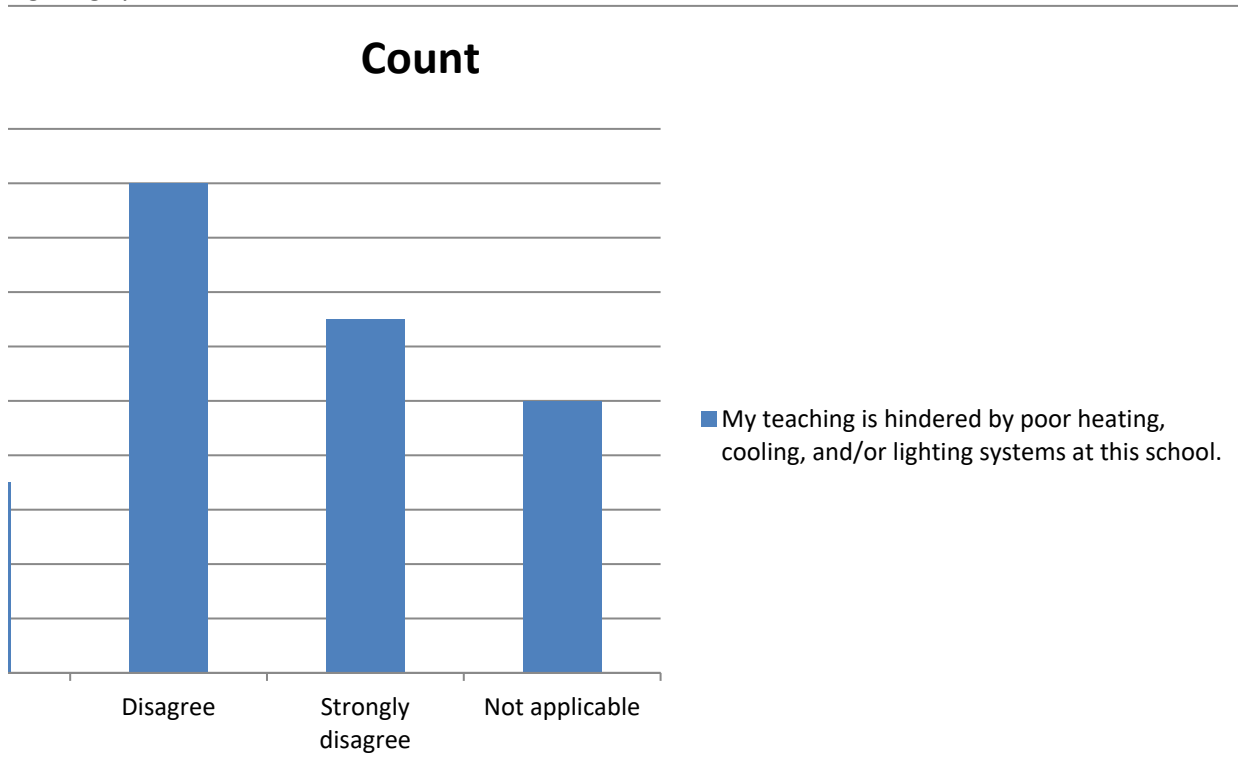
Count	My teachin	Percent	My teaching is hindered by poor heating, cooling, and/or
Strongly ag	3	Strongly ag 5.9%	
Agree	7	Agree 13.7%	
Disagree	18	Disagree 35.3%	
Strongly di:	13	Strongly di: 25.5%	
Not applica	10	Not applica 19.6%	



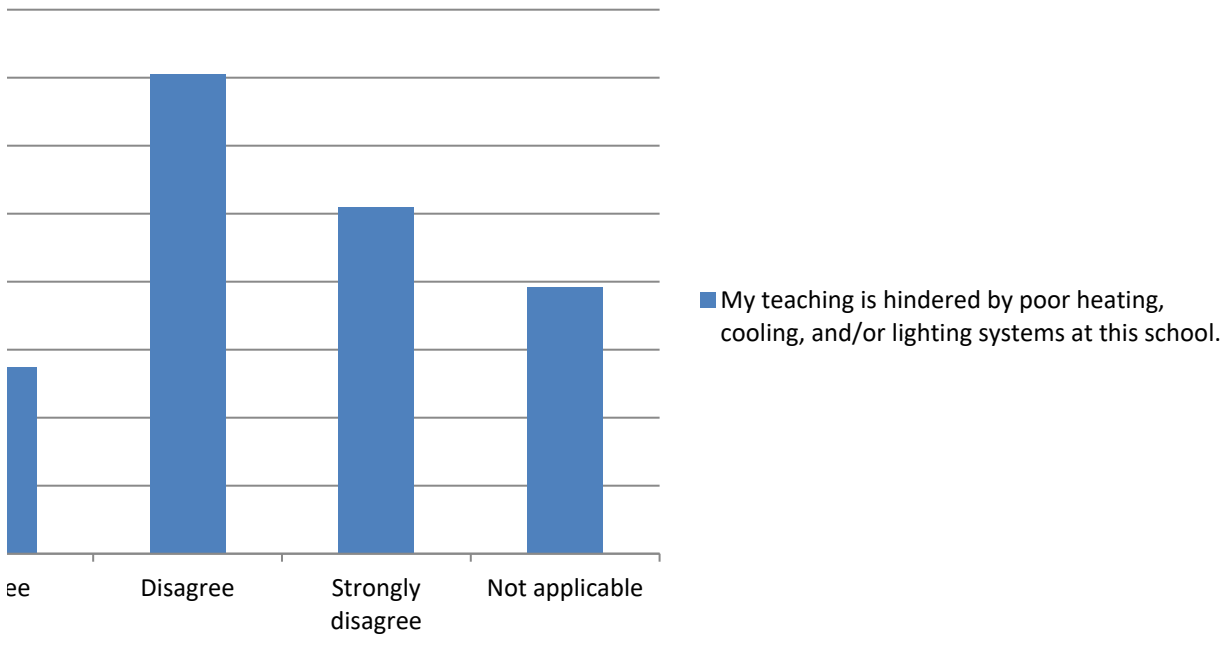


· Excel, to change the chart type.
C) or "Switch Plot" (Mac) in the chart tools

lighting systems at this school.



Percent



Summary of School rules are applied equally to all students.

Categorical Summary

Sample Size Number of Distinct Categories

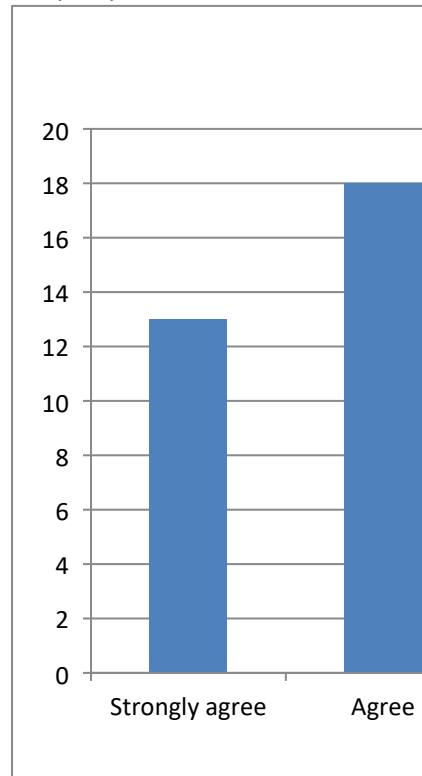
49 of 49 5

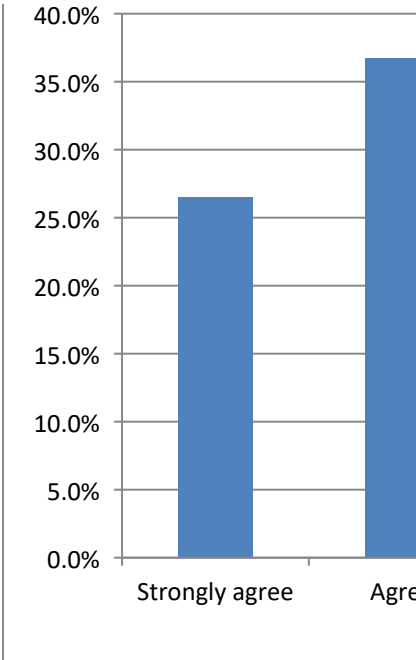
School rule	Count	Percent of	Confidence Interval (Percent of Data)
Strongly ag	13	26.5%	16.2% to 40.3%
Agree	18	36.7%	24.7% to 50.7%
Disagree	9	18.4%	10.0% to 31.4%
Strongly di:	2	4.1%	1.1% to 13.7%
I don't know	7	14.3%	7.1% to 26.7%

Select a chart and choose "Clustered Column", "100% Stacked Column", or "Pie" chart in Powerpoint or To create a correct "100% Stacked Column" chart, choose the chart then click "Switch Row/Column" (PC

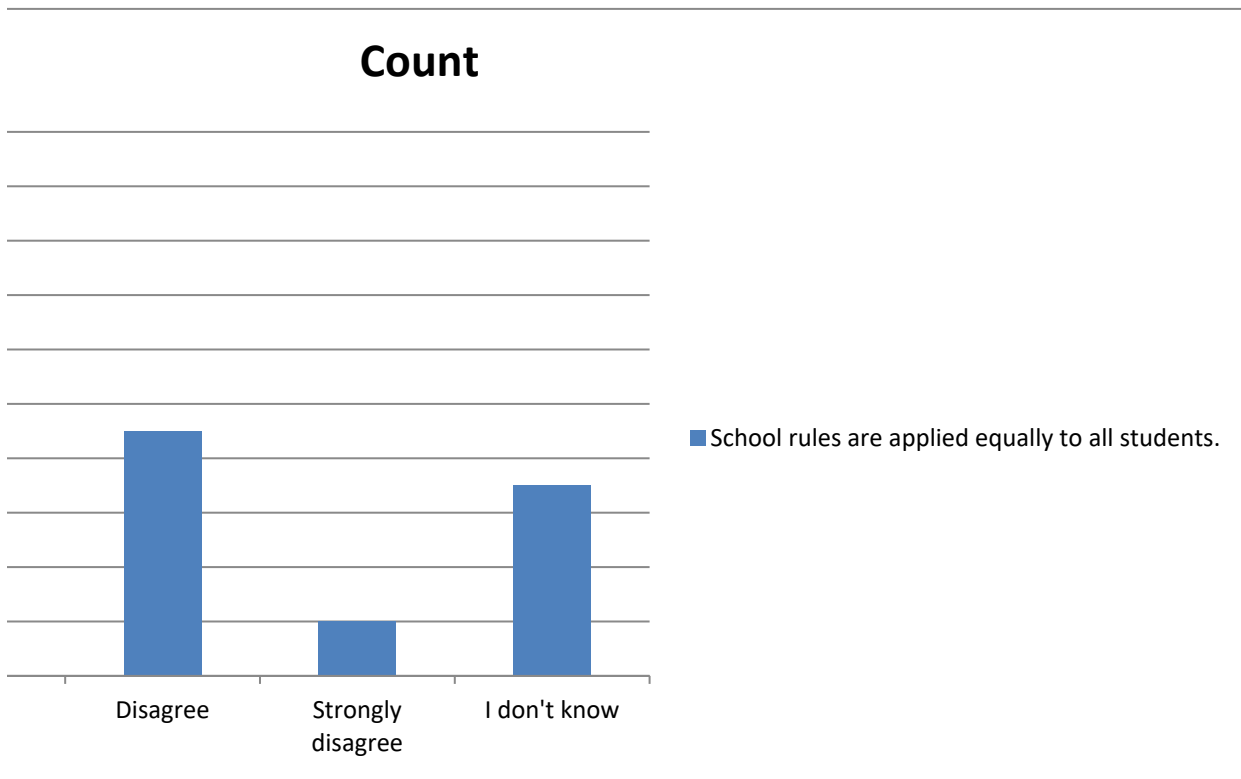
Count	School rule	Percent
13	Strongly ag	26.5%
18	Agree	36.7%
9	Disagree	18.4%
2	Strongly di:	4.1%
7	I don't know	14.3%

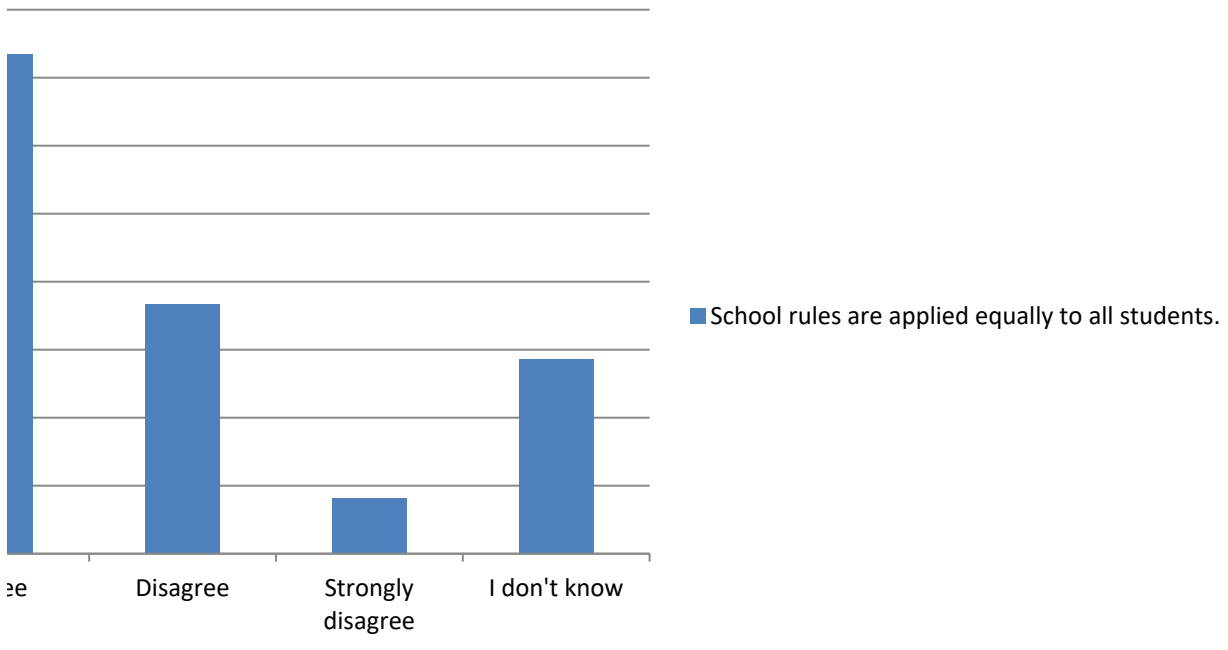
School rules are applied equally to all students.





· Excel, to change the chart type.
C) or "Switch Plot" (Mac) in the chart tools





Summary of At this school, all students are treated equally, regardless of whether their parents are rich

Categorical Summary

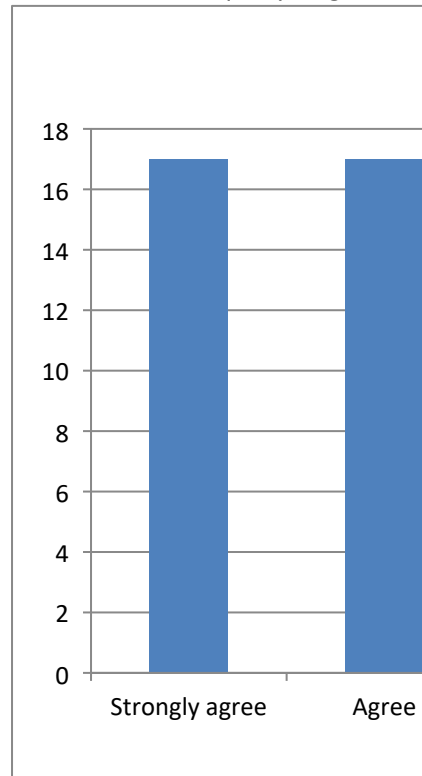
Sample Size Number of Distinct Categories

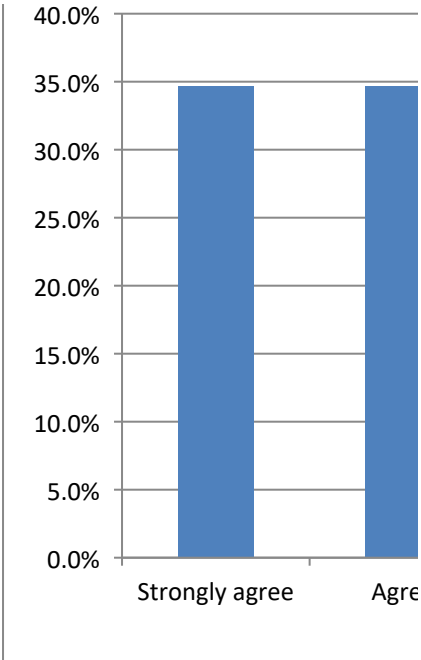
49 of 49 5

At this schc	Count	Percent of	Confidence Interval (Percent of Data)
Strongly ag	17	34.7%	22.9% to 48.7%
Agree	17	34.7%	22.9% to 48.7%
Disagree	8	16.3%	8.5% to 29.0%
Strongly di:	2	4.1%	1.1% to 13.7%
I don't kno	5	10.2%	4.4% to 21.8%

Select a chart and choose "Clustered Column", "100% Stacked Column", or "Pie" chart in Powerpoint or To create a correct "100% Stacked Column" chart, choose the chart then click "Switch Row/Column" (PC

Count	At this schc	Percent	At this school, all students are treated equally, regardless
Strongly ag	17	Strongly ag 34.7%	
Agree	17	Agree 34.7%	
Disagree	8	Disagree 16.3%	
Strongly di:	2	Strongly di: 4.1%	
I don't kno	5	I don't kno 10.2%	

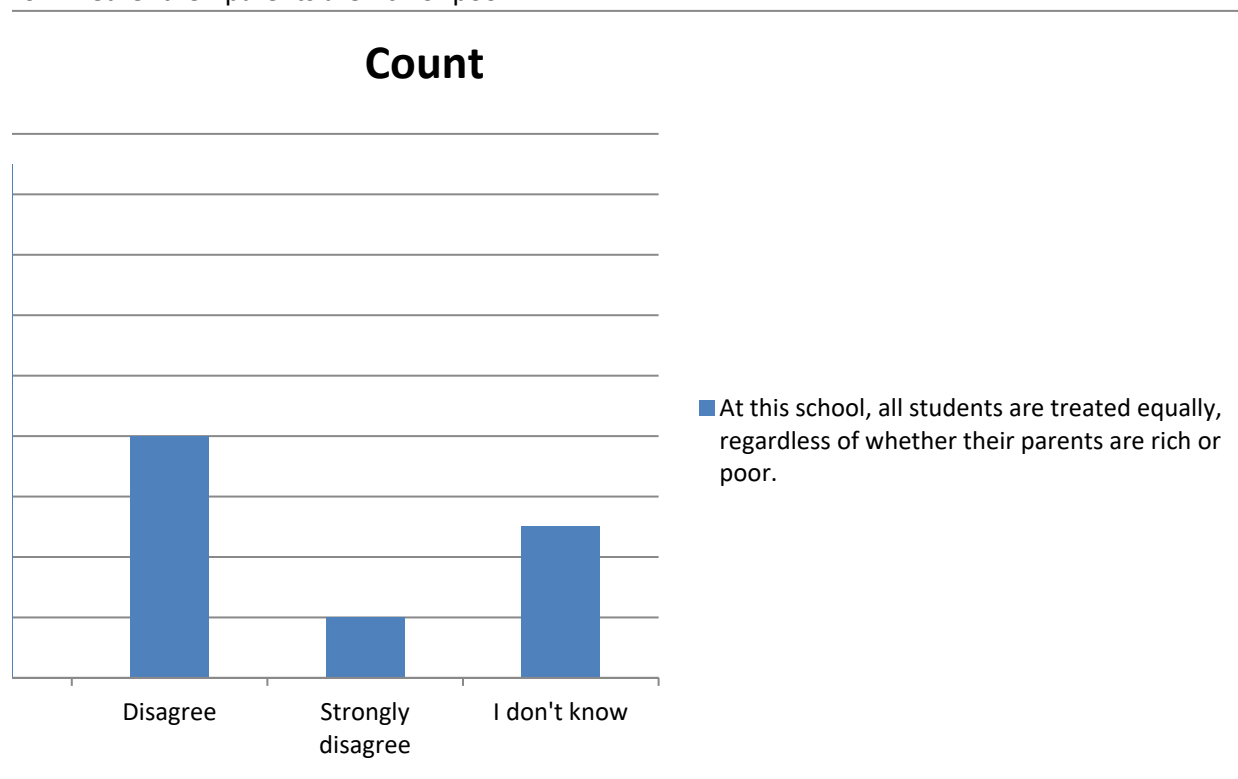


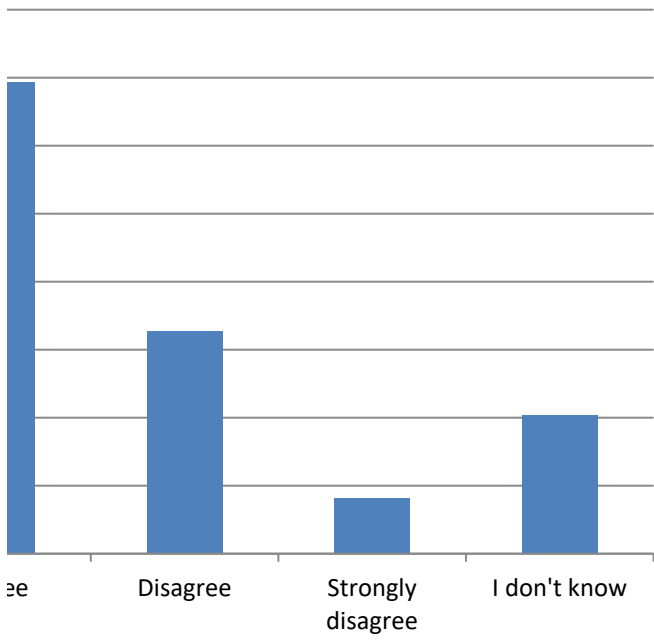


or poor.

· Excel, to change the chart type.
C) or "Switch Plot" (Mac) in the chart tools

; of whether their parents are rich or poor.





■ At this school, all students are treated equally, regardless of whether their parents are rich or poor.

Summary of My school is a safe place for students.

Categorical Summary


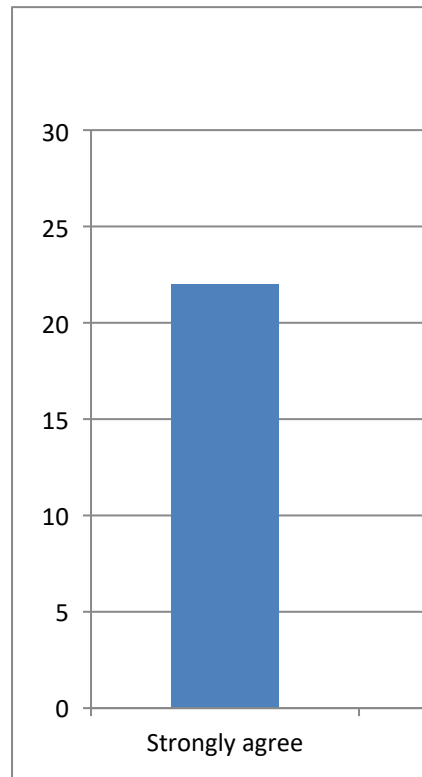
Sample Size Number of Distinct Categories

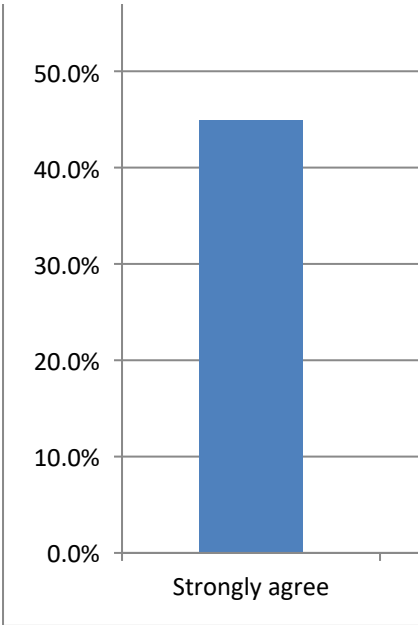
49 of 49 4

My school is	Count	Percent of	Confidence Interval (Percent of Data)
Strongly agree	22	44.9%	31.9% to 58.7%
Agree	24	49.0%	35.6% to 62.5%
Disagree	2	4.1%	1.1% to 13.7%
Strongly disagree	1	2.0%	0.4% to 10.7%

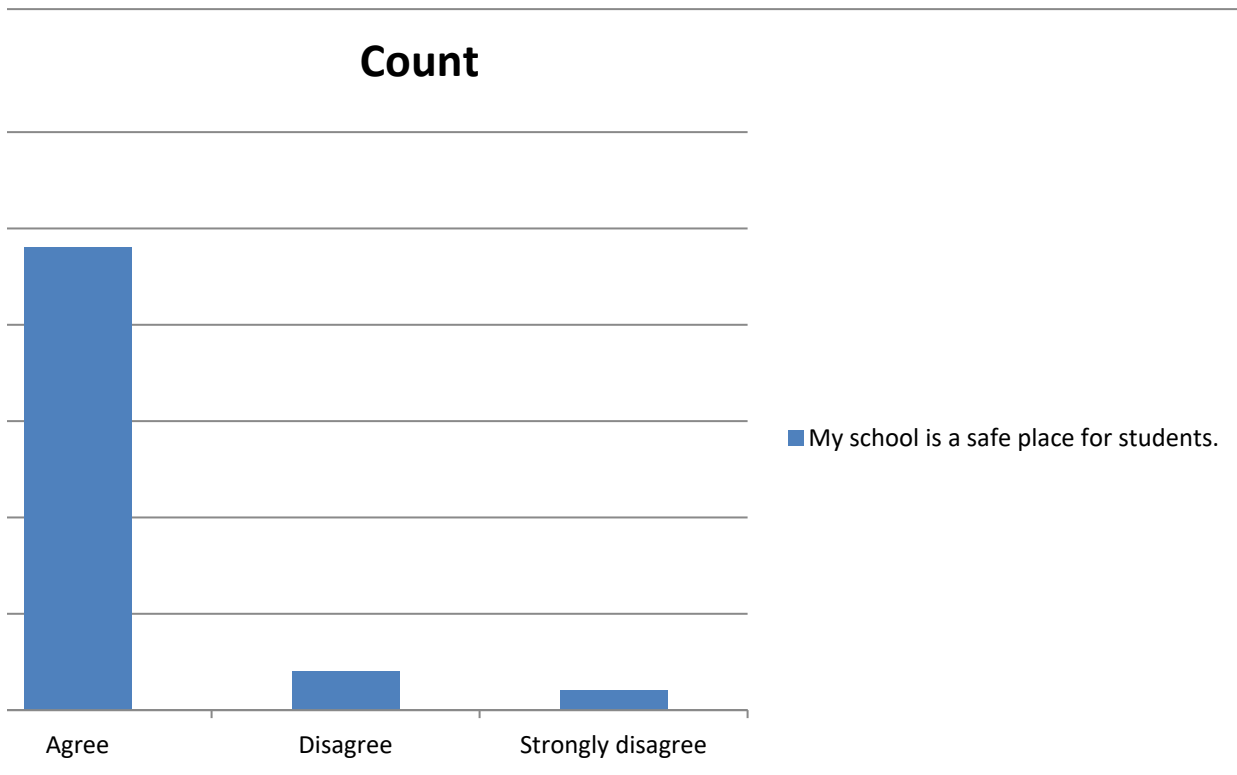
Select a chart and choose "Clustered Column", "100% Stacked Column", or "Pie" chart in Powerpoint or To create a correct "100% Stacked Column" chart, choose the chart then click "Switch Row/Column" (PC

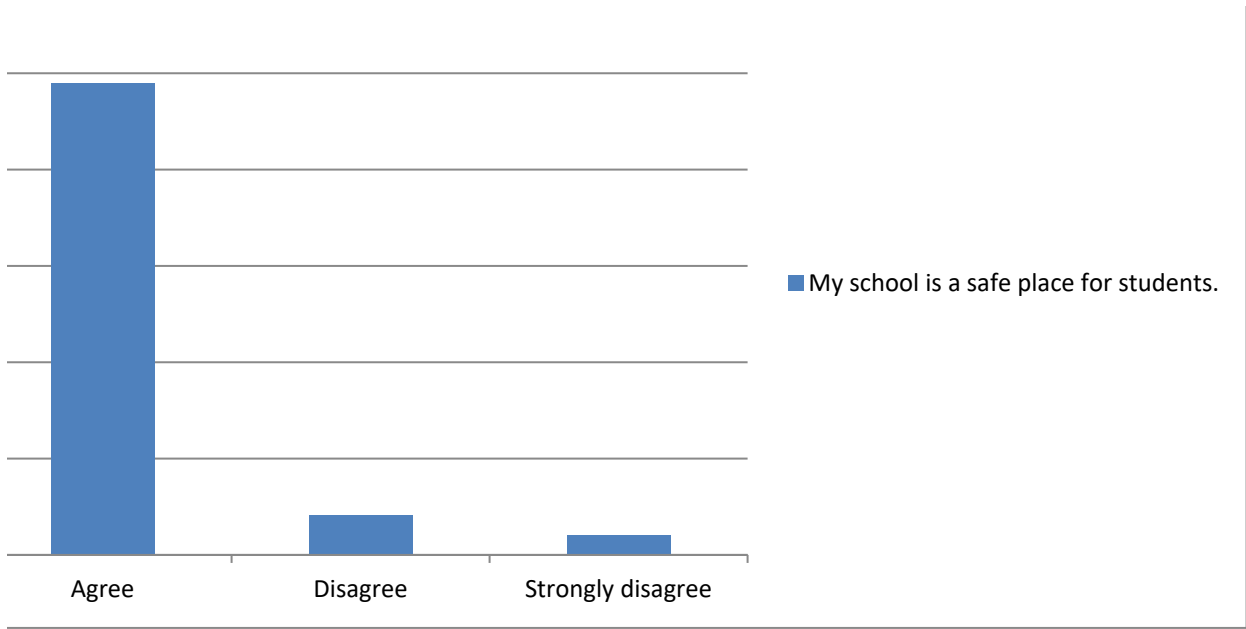
Count	My school is	Percent	My school is a safe place for students.
Strongly agree	22	Strongly agree 44.9%	
Agree	24	Agree 49.0%	
Disagree	2	Disagree 4.1%	
Strongly disagree	1	Strongly disagree 2.0%	





· Excel, to change the chart type.
C) or "Switch Plot" (Mac) in the chart tools





Summary of Students and adults listen to each other at our school.

Categorical Summary


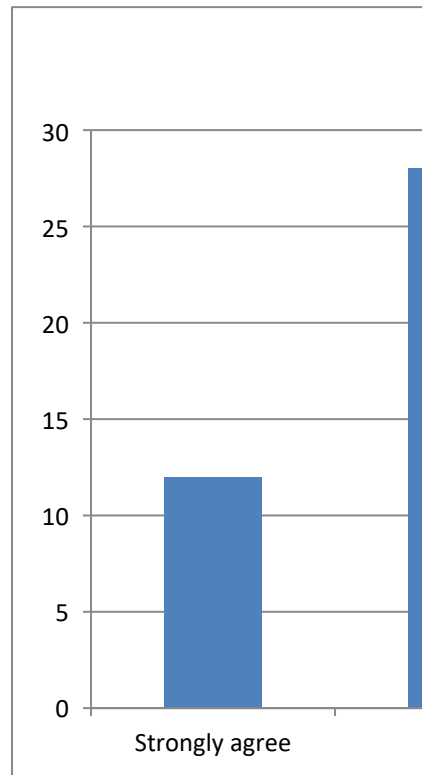
Sample Size Number of Distinct Categories

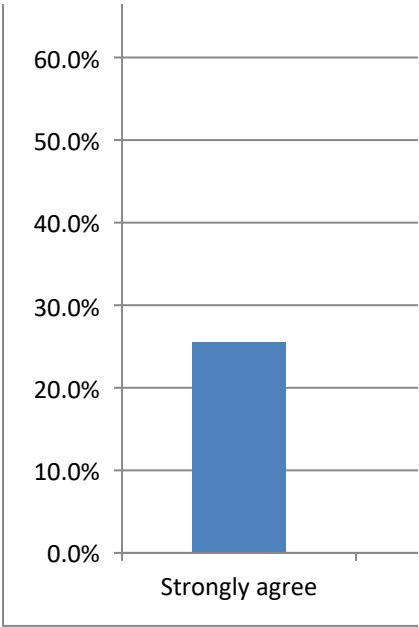
47 of 47 4

Students at	Count	Percent of	Confidence Interval (Percent of Data)
Strongly ag	12	25.5%	15.3% to 39.5%
Agree	28	59.6%	45.3% to 72.4%
Disagree	5	10.6%	4.6% to 22.6%
Strongly di:	2	4.3%	1.2% to 14.2%

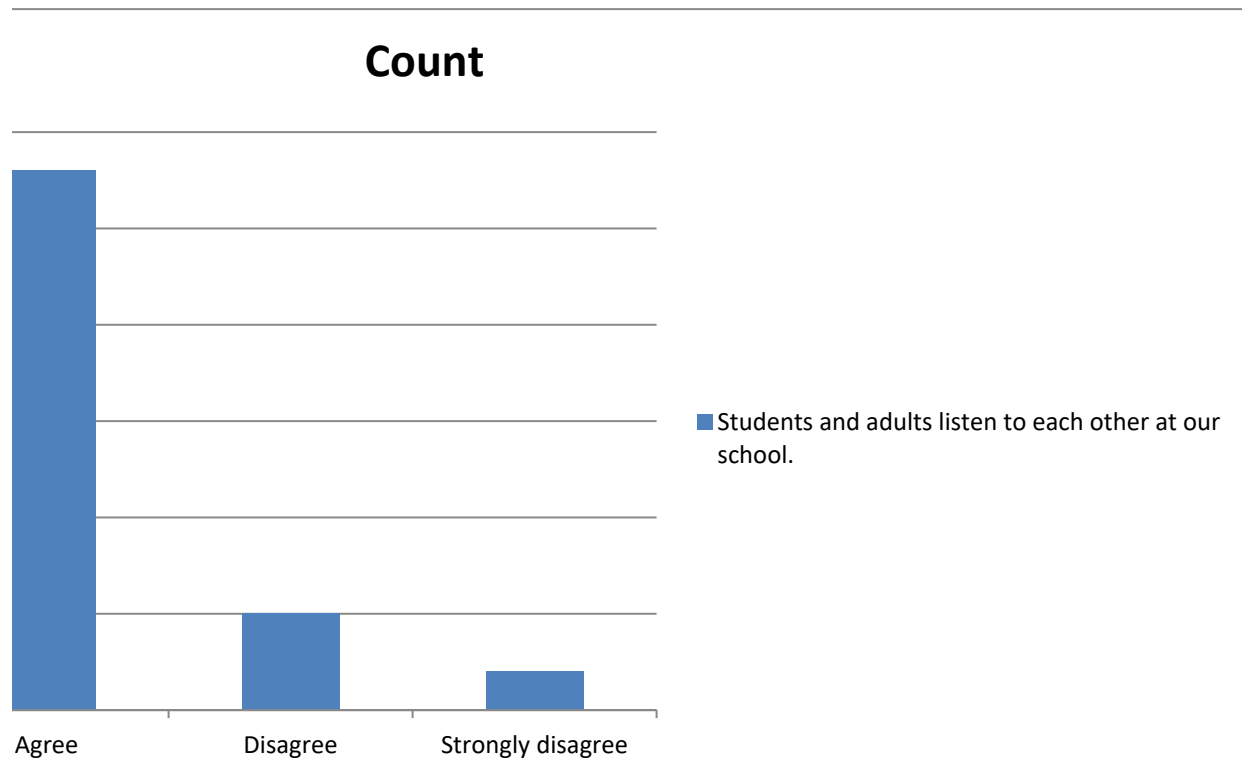
Select a chart and choose "Clustered Column", "100% Stacked Column", or "Pie" chart in Powerpoint or To create a correct "100% Stacked Column" chart, choose the chart then click "Switch Row/Column" (PC

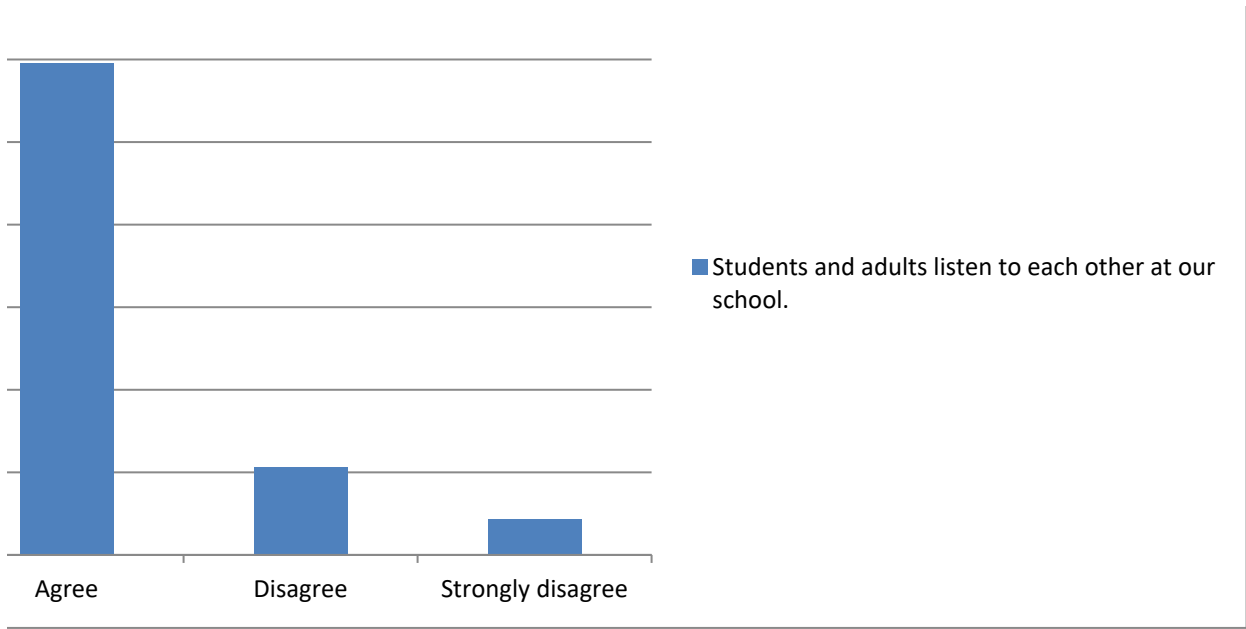
Count	Students at	Percent	Students and adults listen to each other at our school.
Strongly ag	12	Strongly ag 25.5%	
Agree	28	Agree 59.6%	
Disagree	5	Disagree 10.6%	
Strongly di:	2	Strongly di: 4.3%	





· Excel, to change the chart type.
C) or "Switch Plot" (Mac) in the chart tools





Summary of This school collaborates with community organizations to address youth concerns.

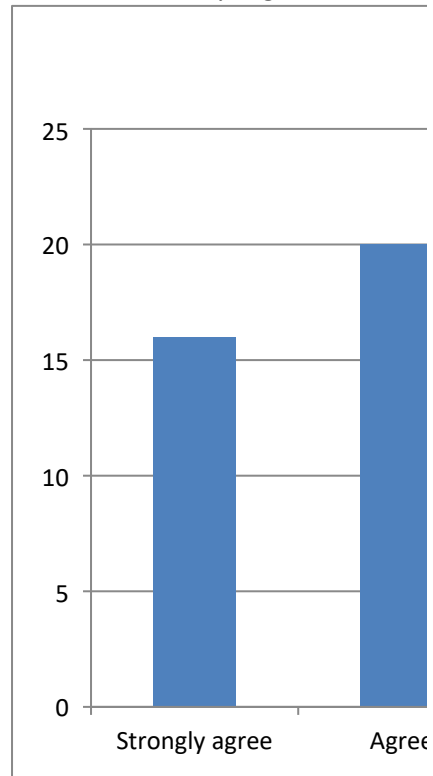
Categorical Summary

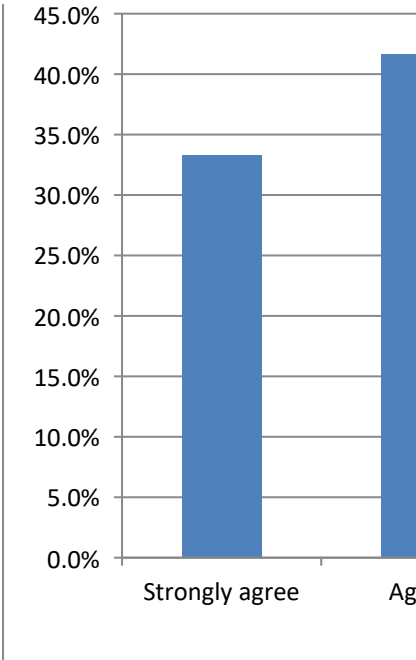
Sample Size Number of Distinct Categories
 48 of 48 5

This school	Count	Percent of	Confidence Interval (Percent of Data)
Strongly ag	16	33.3%	21.7% to 47.5%
Agree	20	41.7%	28.8% to 55.7%
Disagree	5	10.4%	4.5% to 22.2%
Strongly di:	3	6.3%	2.1% to 16.8%
I don't know	4	8.3%	3.3% to 19.6%

Select a chart and choose "Clustered Column", "100% Stacked Column", or "Pie" chart in Powerpoint or To create a correct "100% Stacked Column" chart, choose the chart then click "Switch Row/Column" (PC

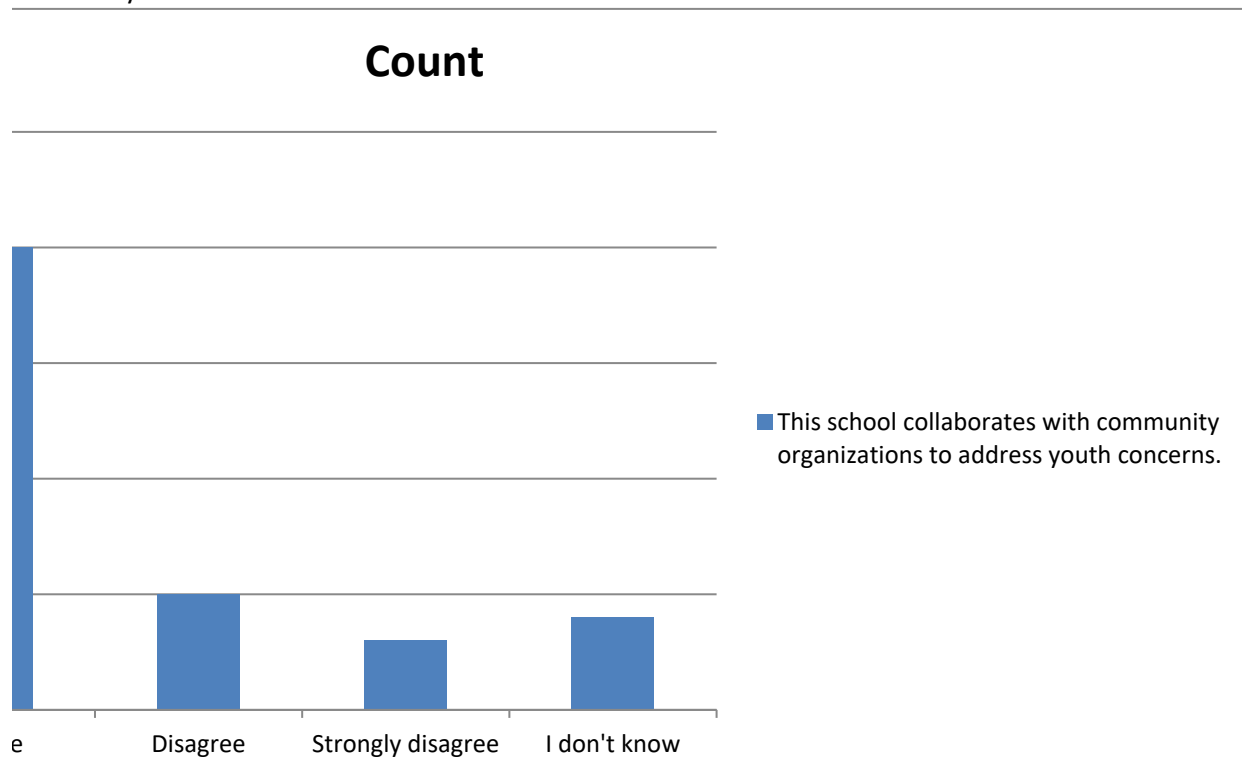
Count	This school	Percent	This school collaborates with community organizations to
Strongly ag	16	Strongly ag 33.3%	
Agree	20	Agree 41.7%	
Disagree	5	Disagree 10.4%	
Strongly di:	3	Strongly di: 6.3%	
I don't know	4	I don't know 8.3%	

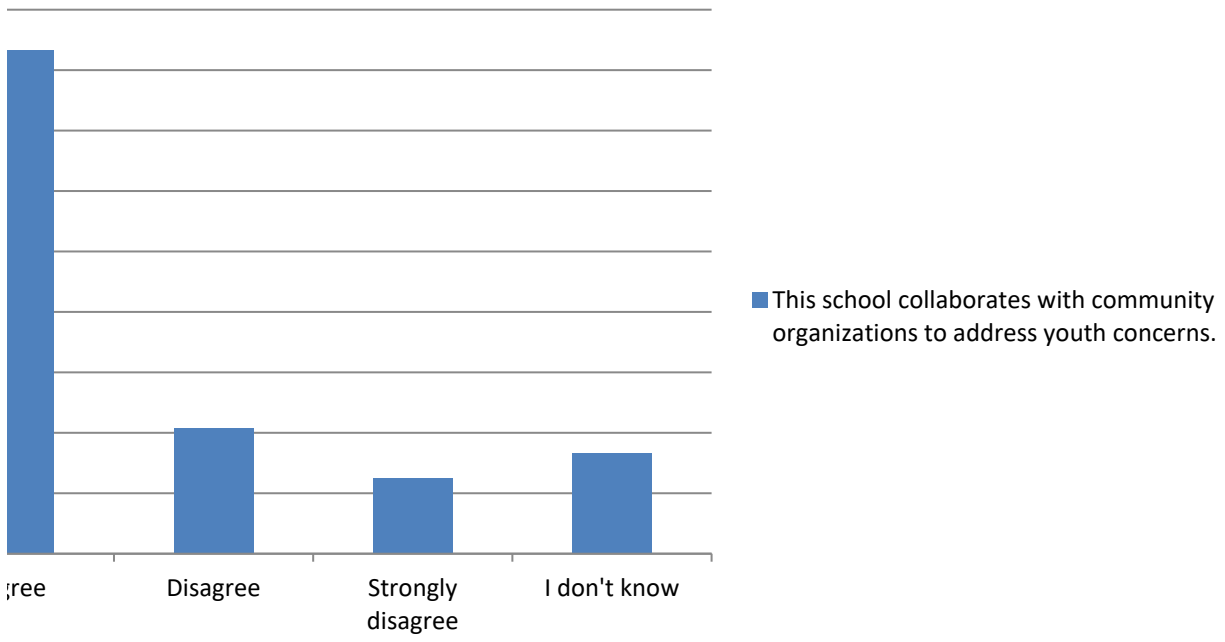




· Excel, to change the chart type.
C) or "Switch Plot" (Mac) in the chart tools

› address youth concerns.





Summary of Students learn about healthy relationships and communication at school.

Categorical Summary

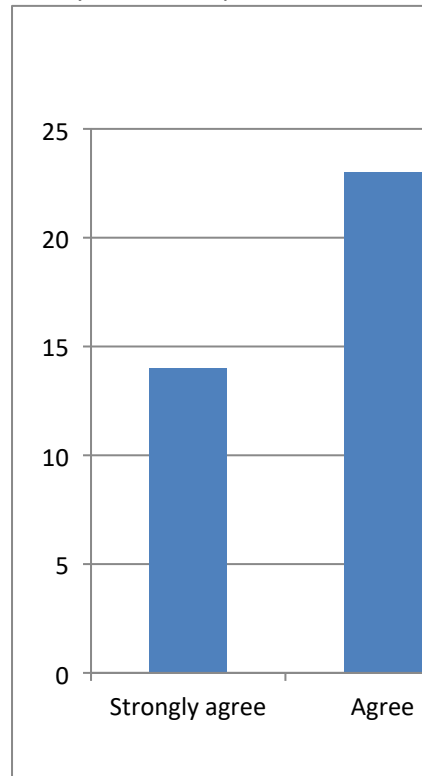
Sample Size Number of Distinct Categories

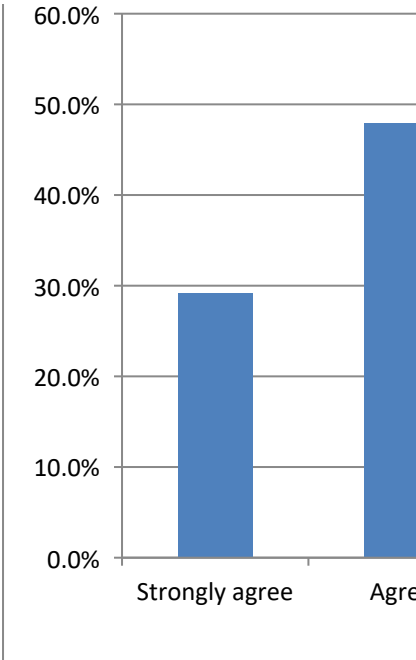
48 of 48 5

Students le Count	Percent of	Confidence Interval (Percent of Data)
Strongly ag	14	29.2% 18.2% to 43.2%
Agree	23	47.9% 34.5% to 61.7%
Disagree	5	10.4% 4.5% to 22.2%
Strongly di:	2	4.2% 1.2% to 14.0%
I don't know	4	8.3% 3.3% to 19.6%

Select a chart and choose "Clustered Column", "100% Stacked Column", or "Pie" chart in Powerpoint or To create a correct "100% Stacked Column" chart, choose the chart then click "Switch Row/Column" (PC

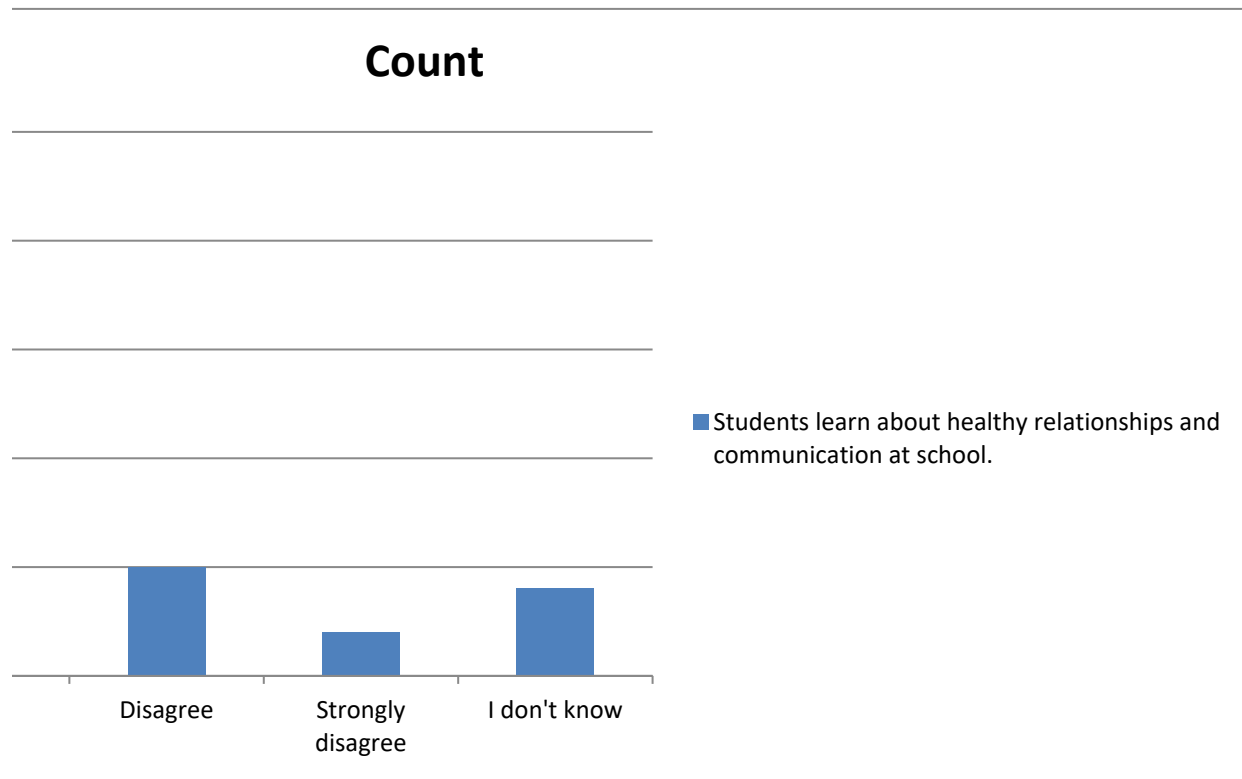
Count	Students le	Percent	Students learn about healthy relationships and communic
Strongly ag	14	Strongly ag	29.2%
Agree	23	Agree	47.9%
Disagree	5	Disagree	10.4%
Strongly di:	2	Strongly di:	4.2%
I don't know	4	I don't know	8.3%

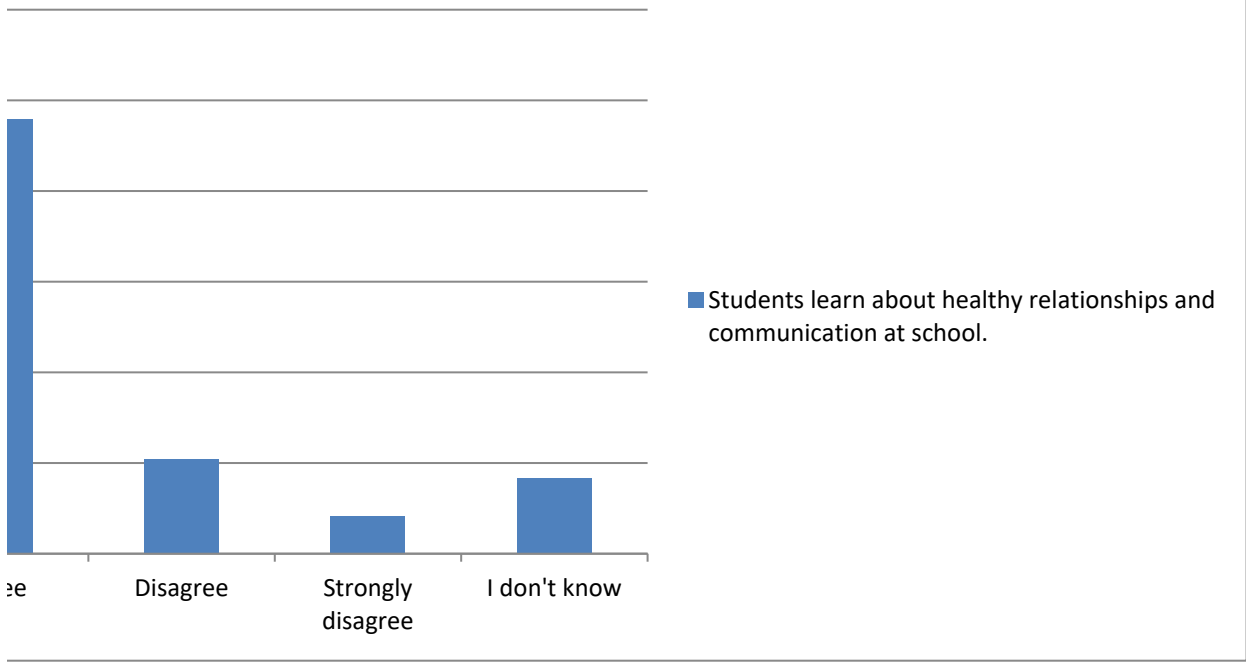




· Excel, to change the chart type.
C) or "Switch Plot" (Mac) in the chart tools

cation at school.





Summary of I have personally taught schoolwide expectations to my students in the last two months.

Categorical Summary


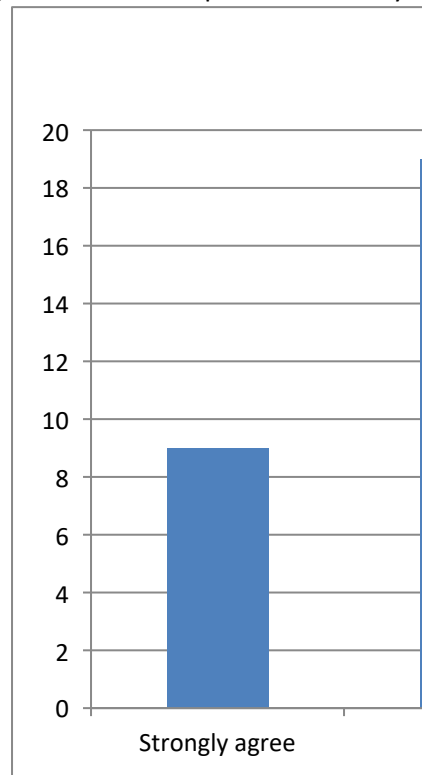
Sample Size Number of Distinct Categories

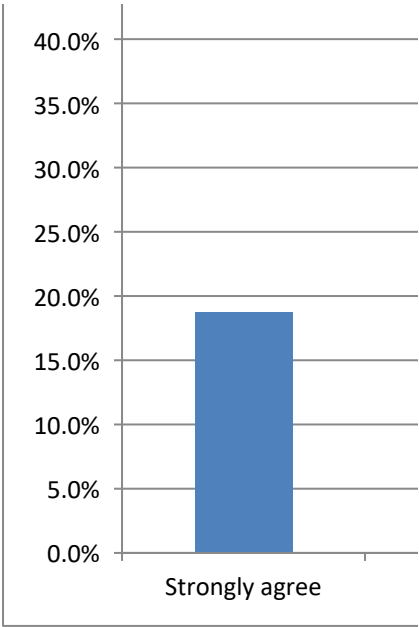
48 of 48 4

I have pers	Count	Percent	Confidence Interval (Percent of Data)
Strongly ag	9	18.8%	10.2% to 31.9%
Agree	19	39.6%	27.0% to 53.7%
Disagree	7	14.6%	7.2% to 27.2%
Not applica	13	27.1%	16.6% to 41.0%

Select a chart and choose "Clustered Column", "100% Stacked Column", or "Pie" chart in Powerpoint or To create a correct "100% Stacked Column" chart, choose the chart then click "Switch Row/Column" (PC


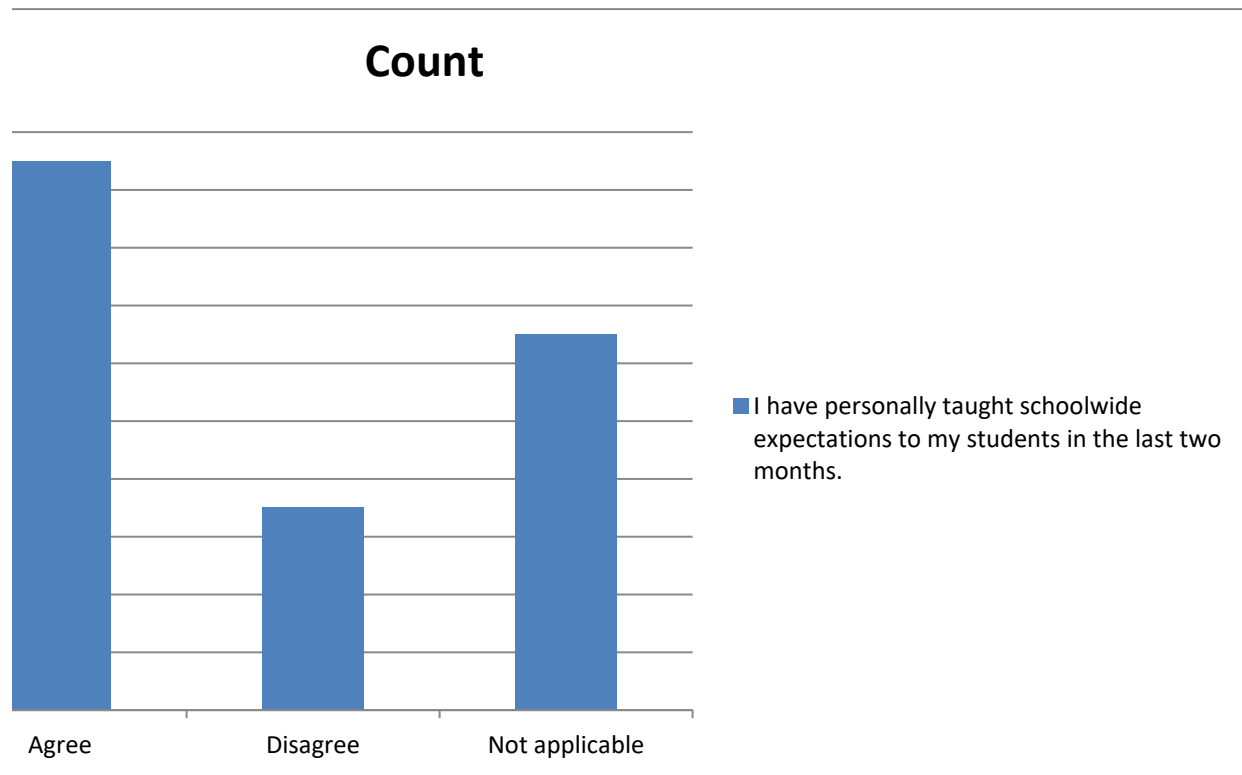
Count	I have pers	Percent	I have personally taught schoolwide expectations to my s
Strongly ag	9	Strongly ag 18.8%	
Agree	19	Agree 39.6%	
Disagree	7	Disagree 14.6%	
Not applica	13	Not applica 27.1%	

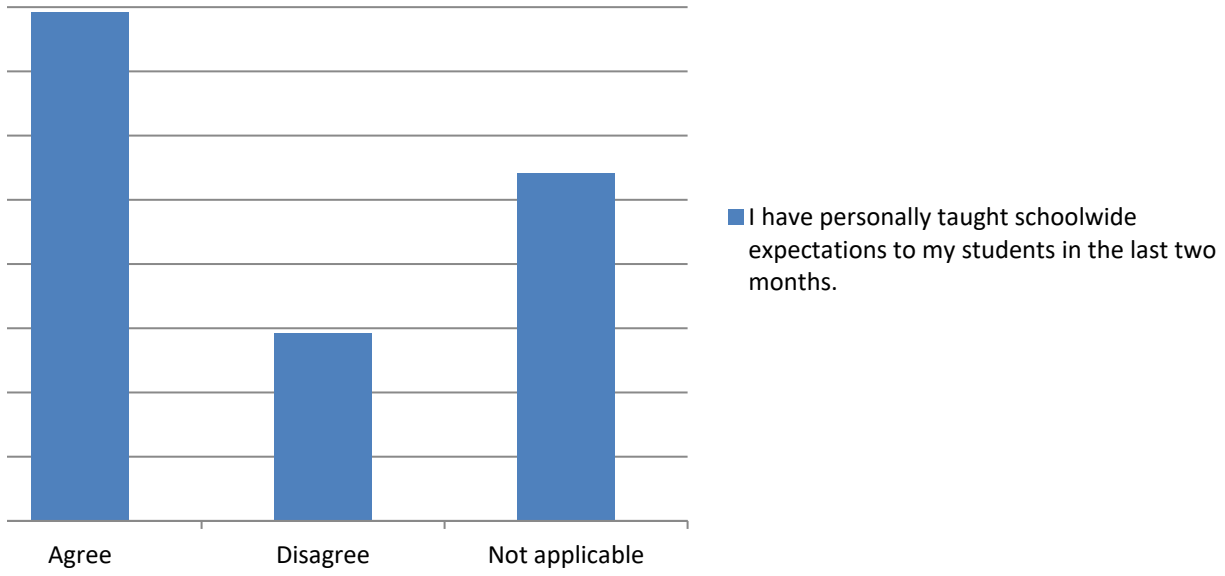




· Excel, to change the chart type.
C) or "Switch Plot" (Mac) in the chart tools

tudents in the last two months.





Summary of I have heard this type of language from students at my school:

Variable	Count	Average	Median
Sexual lang	48	1.33	1.0
Racist lang	47	1.43	1.0
Threatenin	48	1.48	1.0
Swearing	48	1.73	2.0
Gossip	48	1.75	2.0
Put-downs	48	1.75	2.0
Total	287	1.58	2.0



Select a chart and choose "Clustered Column", "100% Stacked Column", or "Pie" chart in Powerpoint or

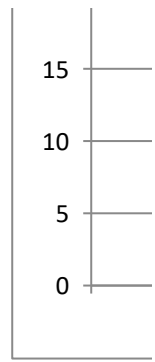
Col %

	Gossip	Put-downs	Racist lang	Sexual lang	Swearing	Threatening language
Yes	75.0%	75.0%	42.6%	33.3%	72.9%	47.9%
No	25.0%	25.0%	57.4%	66.7%	27.1%	52.1%

Count

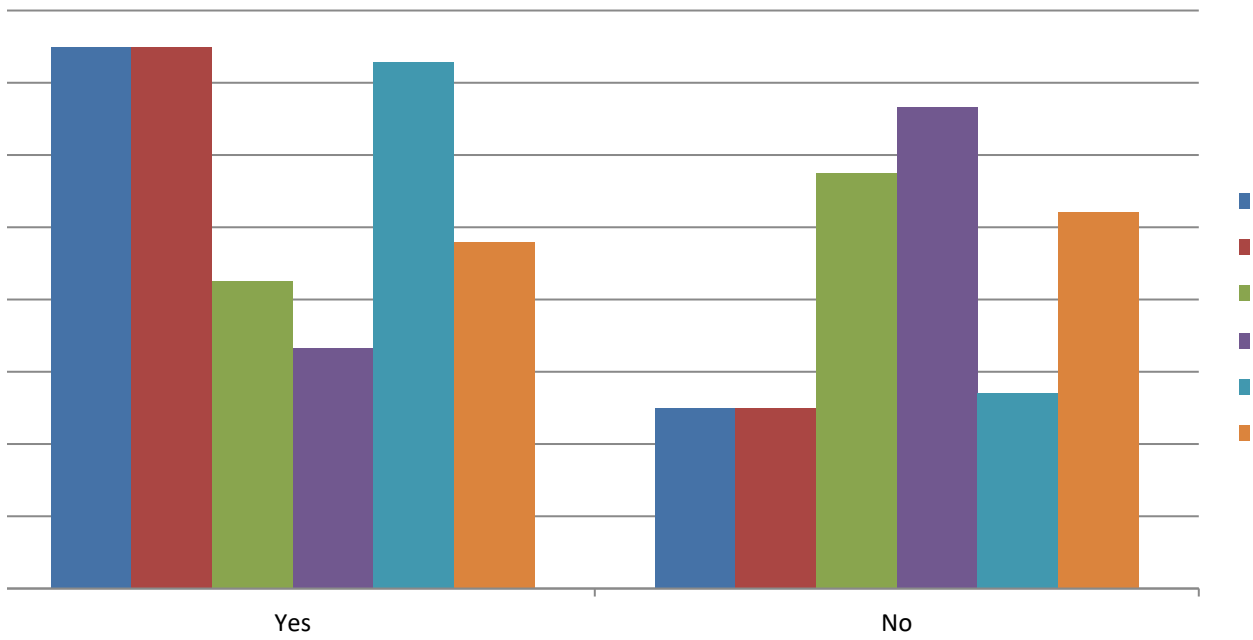
	Gossip	Put-downs	Racist lang	Sexual lang	Swearing	Threatening language
Yes	36	36	20	16	35	23
No	12	12	27	32	13	25



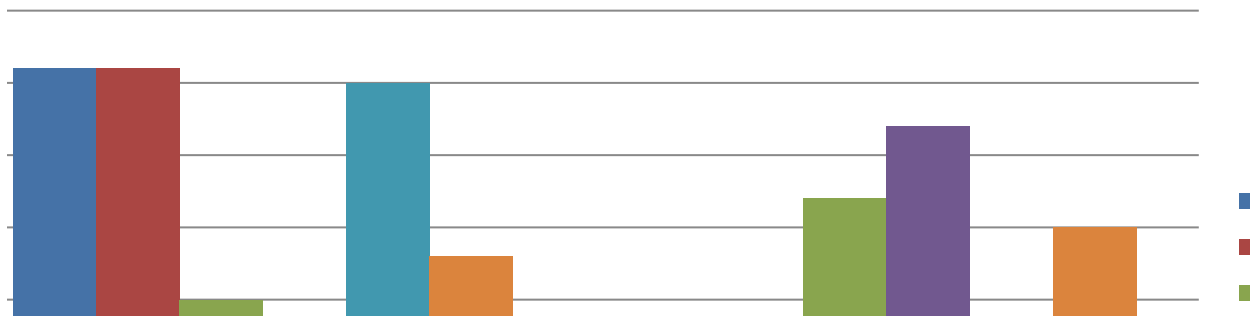


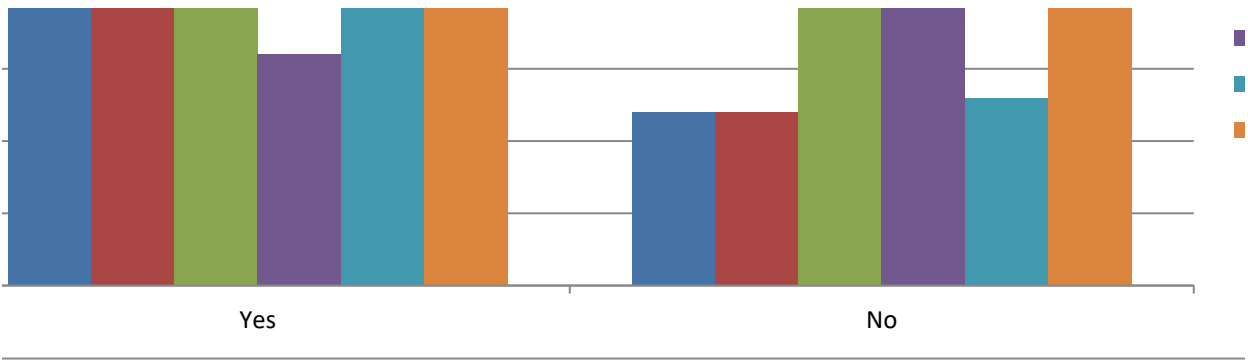
· Excel, to change the chart type.

Col %



Count





- Gossip
- Put-downs
- Racist language
- Sexual language
- Swearing
- Threatening language

- Gossip
- Put-downs
- Racist language

- Sexual language
- Swearing
- Threatening language

Summary of I have heard this type of language from staff at my school:

Variable	Count	Average	Median
Racist lang	48	1.06	1.0
Sexual lang	48	1.06	1.0
Threatenin	48	1.06	1.0
Swearing	48	1.33	1.0
Put-downs	48	1.38	1.0
Gossip	48	1.65	2.0
Total	288	1.26	1.0



Select a chart and choose "Clustered Column", "100% Stacked Column", or "Pie" chart in Powerpoint or

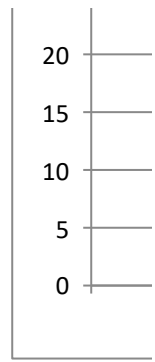
Col %

	Gossip	Put-downs	Racist lang	Sexual lang	Swearing	Threatening language
Yes	64.6%	37.5%	6.3%	6.3%	33.3%	6.3%
No	35.4%	62.5%	93.8%	93.8%	66.7%	93.8%

Count

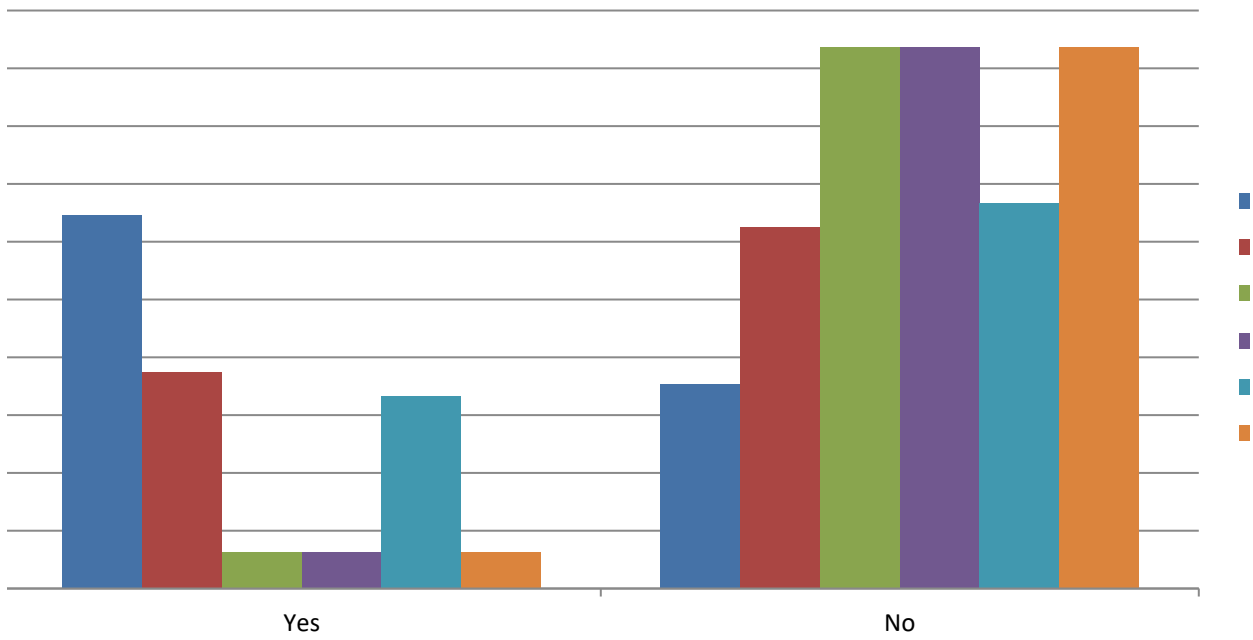
	Gossip	Put-downs	Racist lang	Sexual lang	Swearing	Threatening language
Yes	31	18	3	3	16	3
No	17	30	45	45	32	45



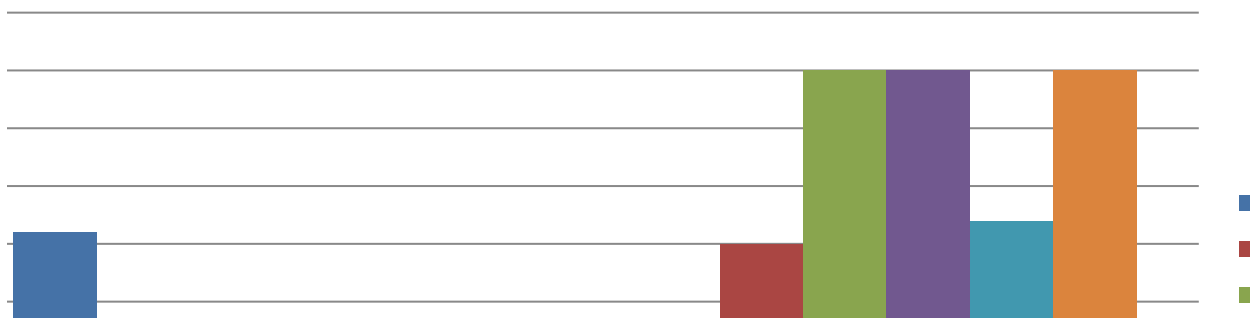


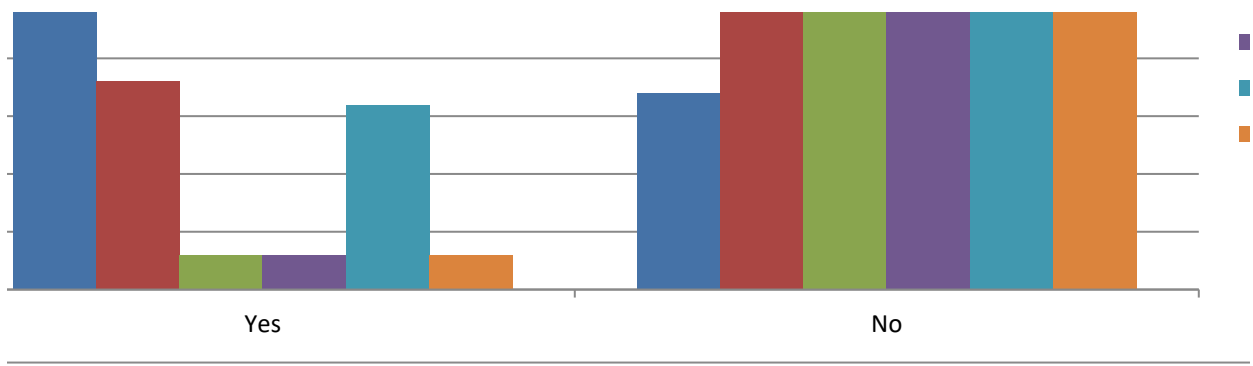
· Excel, to change the chart type.

Col %



Count





- Gossip
- Put-downs
- Racist language
- Sexual language
- Swearing
- Threatening language

- Gossip
- Put-downs
- Racist language

- Sexual language
- Swearing
- Threatening language

Summary of Staff at this school stop bullying when they see it.

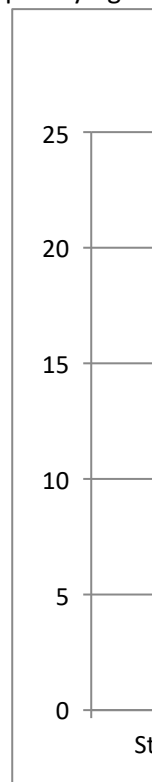
Categorical Summary


Sample Size: 45 of 45
 Average: 3.266667
 Median: 3
 Number of Distinct Categories: 4

Recode	Staff at this	Count	Percent of	Confidence Interval (Percent of Data)
4	Strongly ag	19	42.2%	29.0% to 56.7%
3	Agree	20	44.4%	30.9% to 58.8%
2	Disagree	5	11.1%	4.8% to 23.5%
1	Strongly di:	1	2.2%	0.4% to 11.6%

Select a chart and choose "Clustered Column", "100% Stacked Column", or "Pie" chart in Powerpoint or To create a correct "100% Stacked Column" chart, choose the chart then click "Switch Row/Column" (PC

Recode	Count	Staff at this	Percent	Staff at this school stop bullying w/
4	Strongly ag	19	Strongly ag	42.2%
3	Agree	20	Agree	44.4%
2	Disagree	5	Disagree	11.1%
1	Strongly di:	1	Strongly di:	2.2%

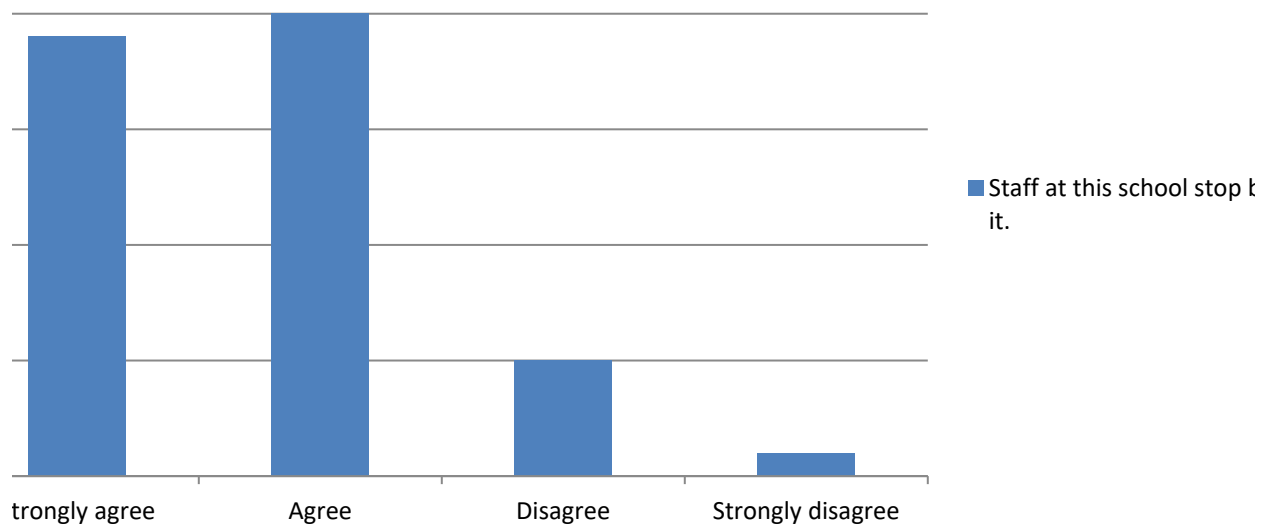




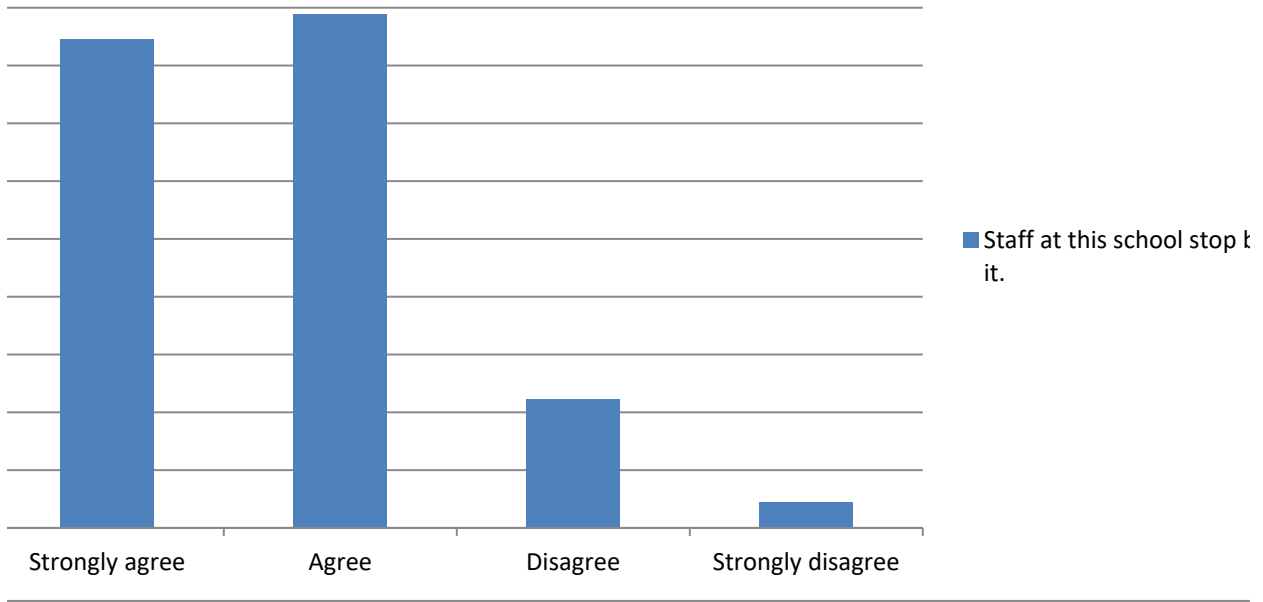
· Excel, to change the chart type.
C) or "Switch Plot" (Mac) in the chart tools

hen they see it.

Count



Percent



bullying when they see

bullying when they see

Summary of The school has a clearly defined procedure for reporting acts of bullying/ cyberbullying.

Categorical Summary

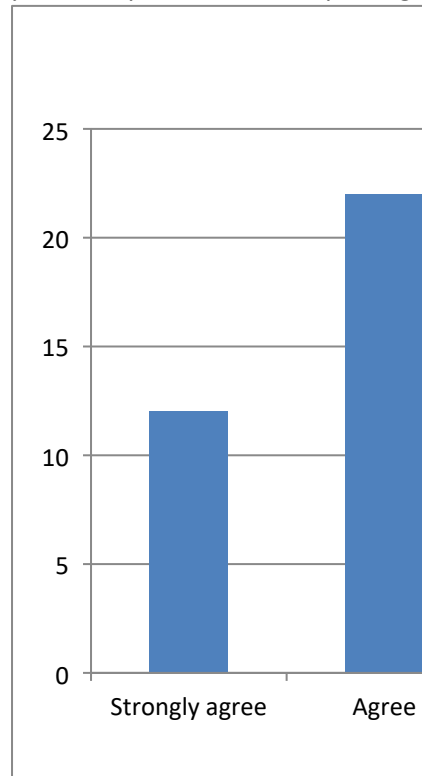
Sample Size Number of Distinct Categories

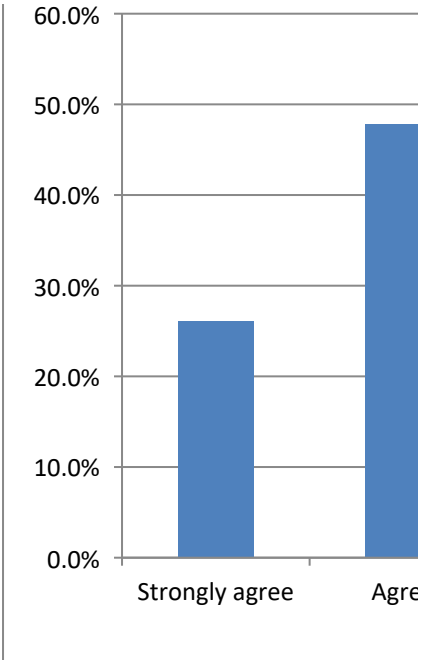
46 of 46 5

The school	Count	Percent	Confidence Interval (Percent of Data)
Strongly ag	12	26.1%	15.6% to 40.3%
Agree	22	47.8%	34.1% to 61.9%
Disagree	6	13.0%	6.1% to 25.7%
Strongly di:	3	6.5%	2.2% to 17.5%
I don't know	3	6.5%	2.2% to 17.5%

Select a chart and choose "Clustered Column", "100% Stacked Column", or "Pie" chart in Powerpoint or To create a correct "100% Stacked Column" chart, choose the chart then click "Switch Row/Column" (PC

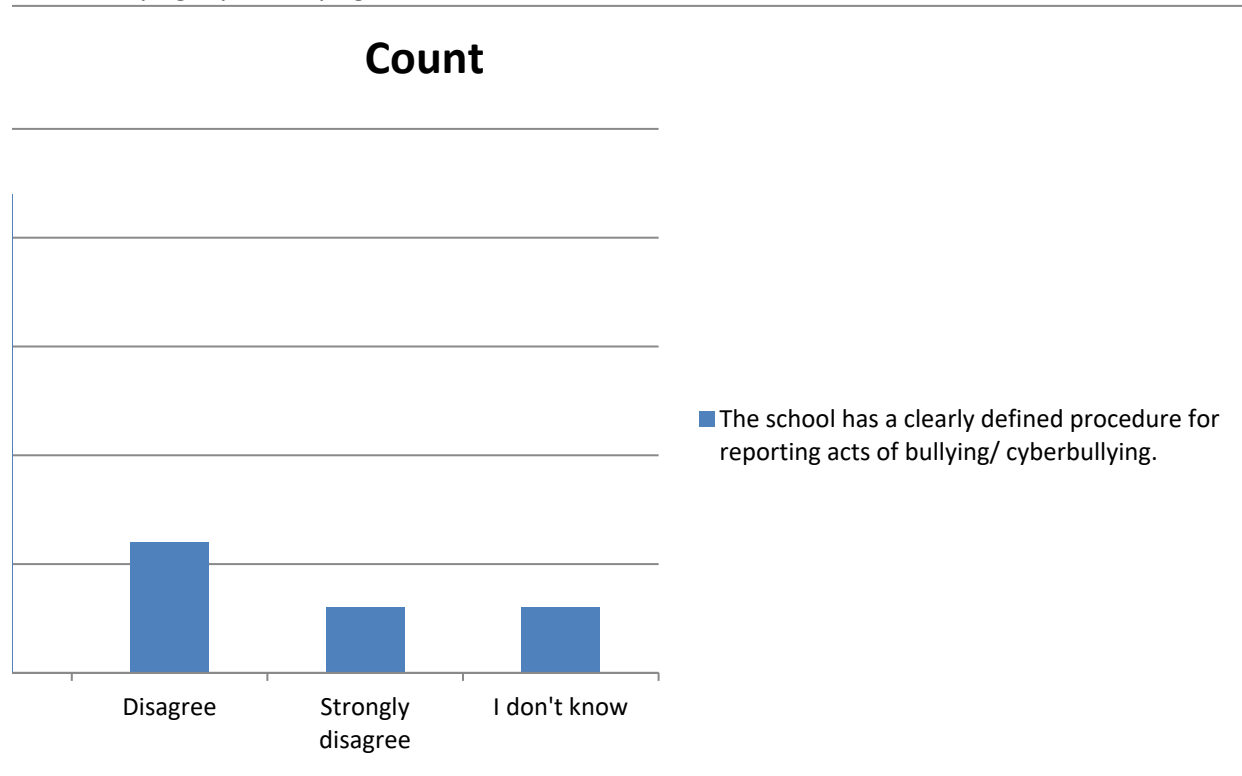
Count	The school	Percent	The school has a clearly defined procedure for reporting a
Strongly ag	12	Strongly ag 26.1%	
Agree	22	Agree 47.8%	
Disagree	6	Disagree 13.0%	
Strongly di:	3	Strongly di: 6.5%	
I don't know	3	I don't know 6.5%	

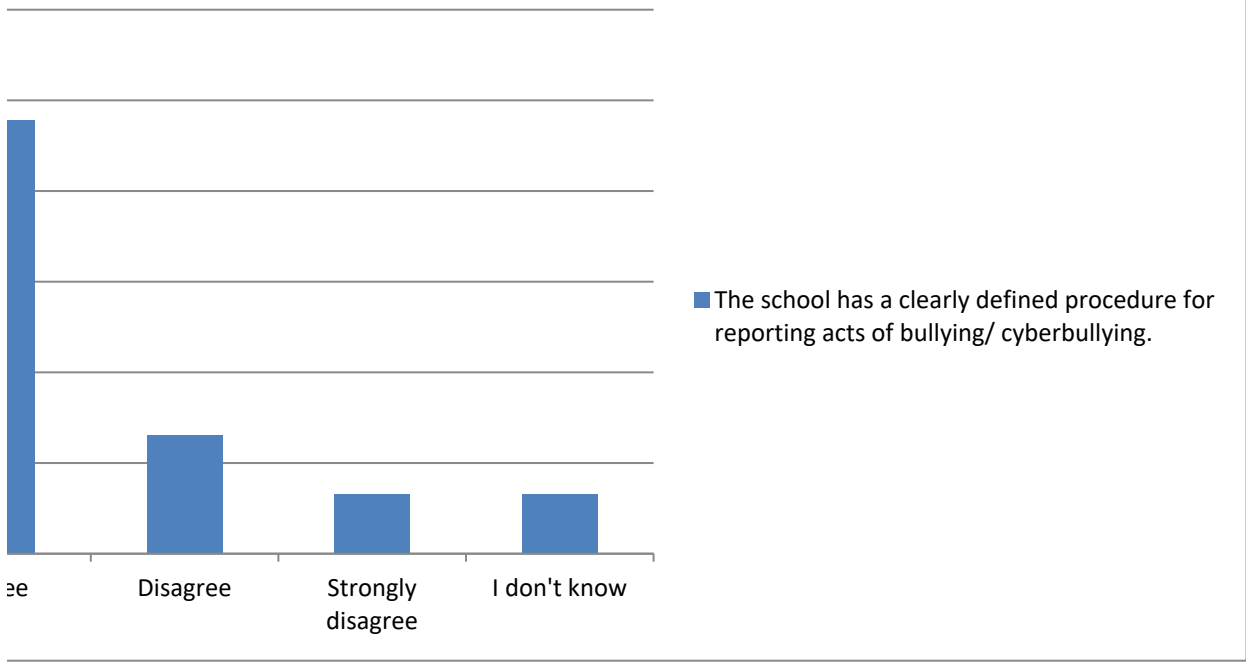




· Excel, to change the chart type.
C) or "Switch Plot" (Mac) in the chart tools

acts of bullying/ cyberbullying.





Summary of I feel comfortable intervening when I witness bullying.

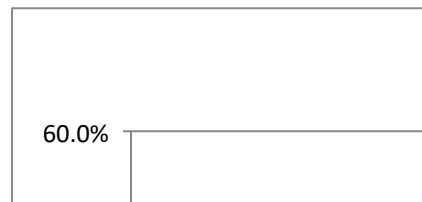
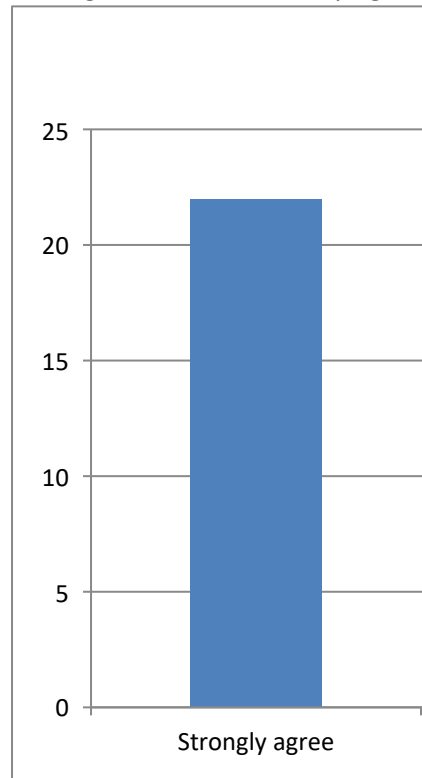
Categorical Summary

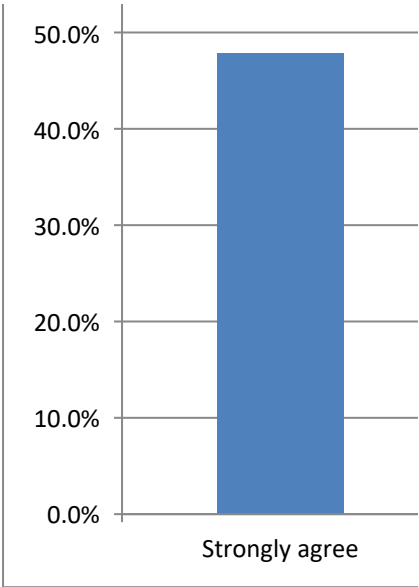
Sample Size Number of Distinct Categories
 46 of 46 3

I feel comf	Count	Percent of	Confidence Interval (Percent of Data)
Strongly ag	22	47.8%	34.1% to 61.9%
Agree	20	43.5%	30.2% to 57.8%
Disagree	4	8.7%	3.4% to 20.3%


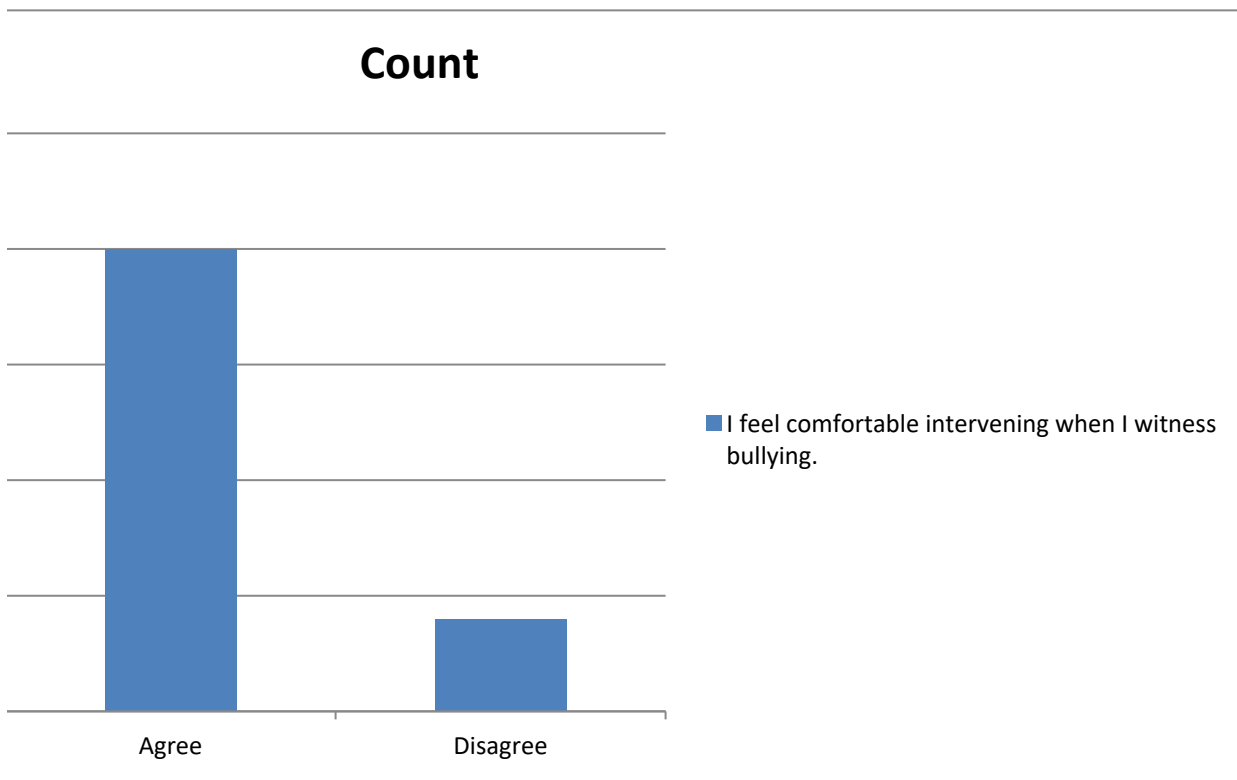
Select a chart and choose "Clustered Column", "100% Stacked Column", or "Pie" chart in Powerpoint or To create a correct "100% Stacked Column" chart, choose the chart then click "Switch Row/Column" (PC

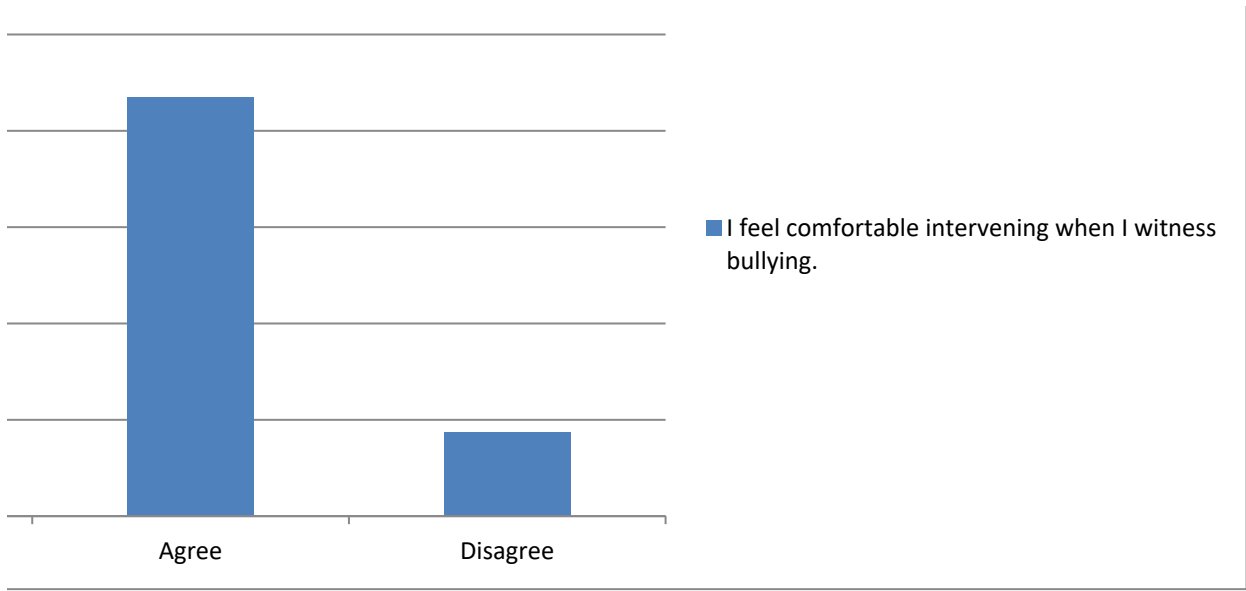
Count	I feel comf	Percent	I feel comfortable intervening when I witness bullying.
Strongly ag	22	Strongly ag	47.8%
Agree	20	Agree	43.5%
Disagree	4	Disagree	8.7%





· Excel, to change the chart type.
C) or "Switch Plot" (Mac) in the chart tools





Summary of I know what to do to help students in a mental health crisis.

Categorical Summary


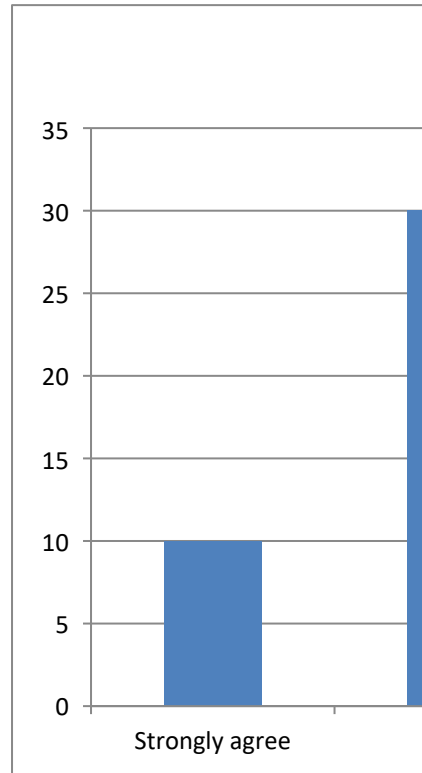
Sample Size Number of Distinct Categories

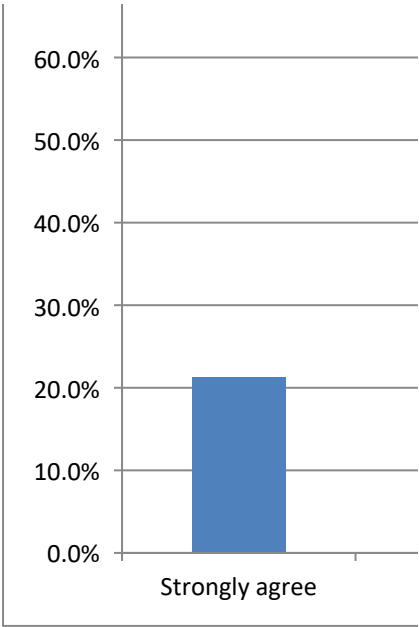
47 of 47 4

I know what to do to help students in a mental health crisis	Count	Percent	Confidence Interval (Percent of Data)
Strongly agree	10	21.3%	12.0% to 34.9%
Agree	30	63.8%	49.5% to 76.0%
Disagree	4	8.5%	3.4% to 19.9%
Strongly disagree	3	6.4%	2.2% to 17.2%

Select a chart and choose "Clustered Column", "100% Stacked Column", or "Pie" chart in Powerpoint or To create a correct "100% Stacked Column" chart, choose the chart then click "Switch Row/Column" (PC


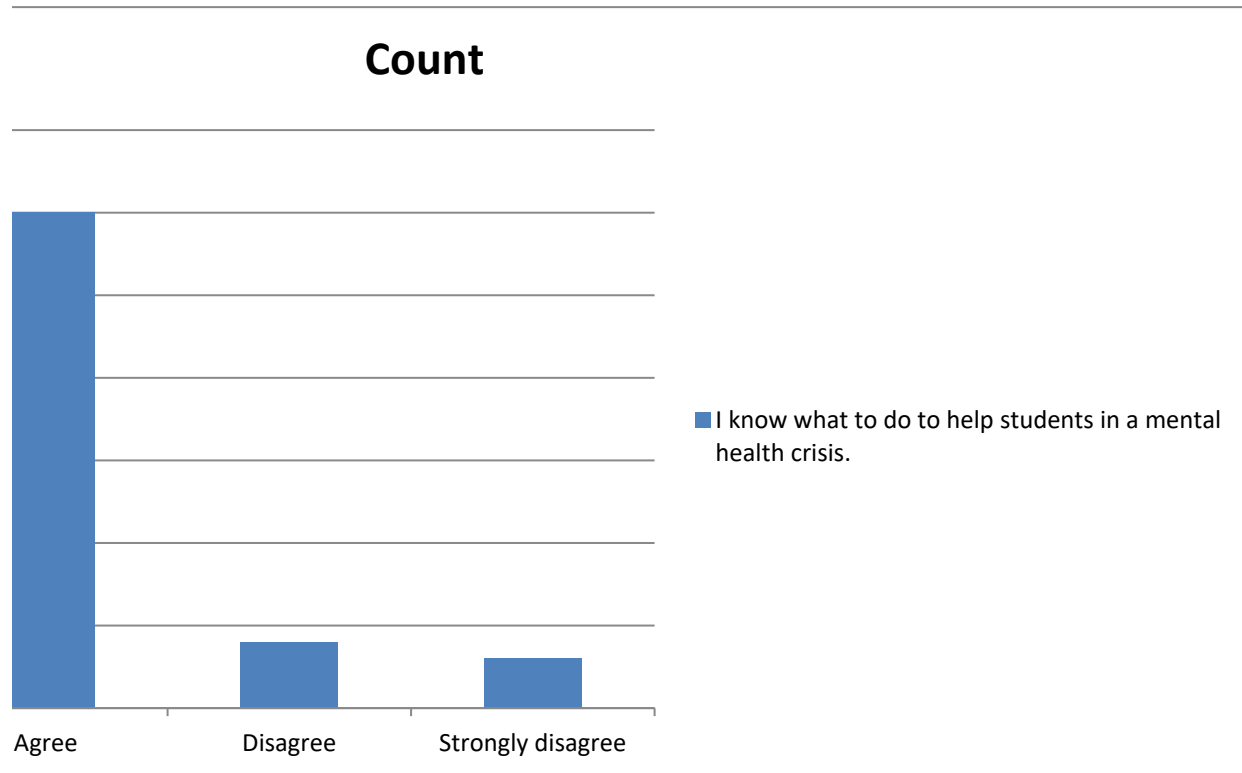
Count	I know what to do to help students in a mental health crisis	Percent
Strongly agree	10	21.3%
Agree	30	63.8%
Disagree	4	8.5%
Strongly disagree	3	6.4%

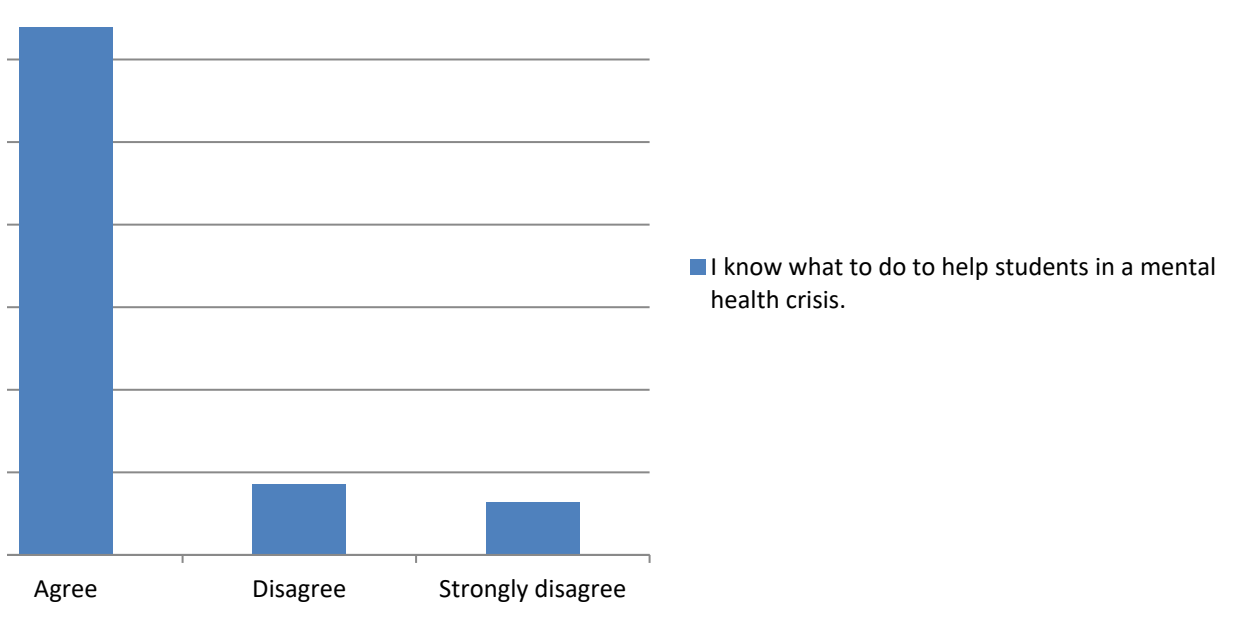




· Excel, to change the chart type.
C) or "Switch Plot" (Mac) in the chart tools

sis.





Summary of My school has adequate supports for students experiencing thoughts of suicide.

Categorical Summary


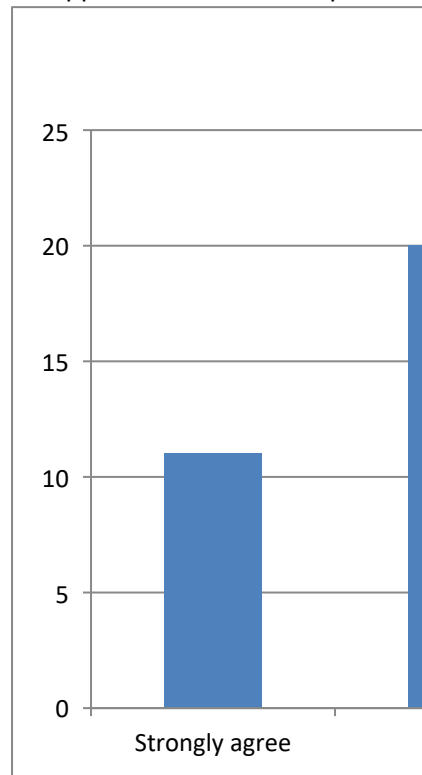
Sample Size Number of Distinct Categories

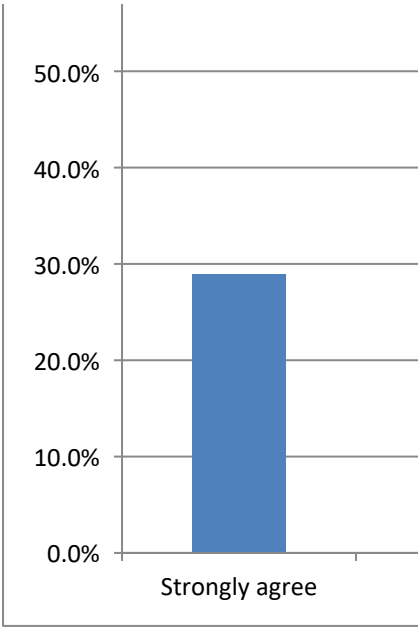
38 of 38 4

My school	Count	Percent of	Confidence Interval (Percent of Data)
Strongly ag	11	28.9%	17.0% to 44.8%
Agree	20	52.6%	37.3% to 67.5%
Disagree	3	7.9%	2.7% to 20.8%
Strongly di:	4	10.5%	4.2% to 24.1%

Select a chart and choose "Clustered Column", "100% Stacked Column", or "Pie" chart in Powerpoint or To create a correct "100% Stacked Column" chart, choose the chart then click "Switch Row/Column" (PC


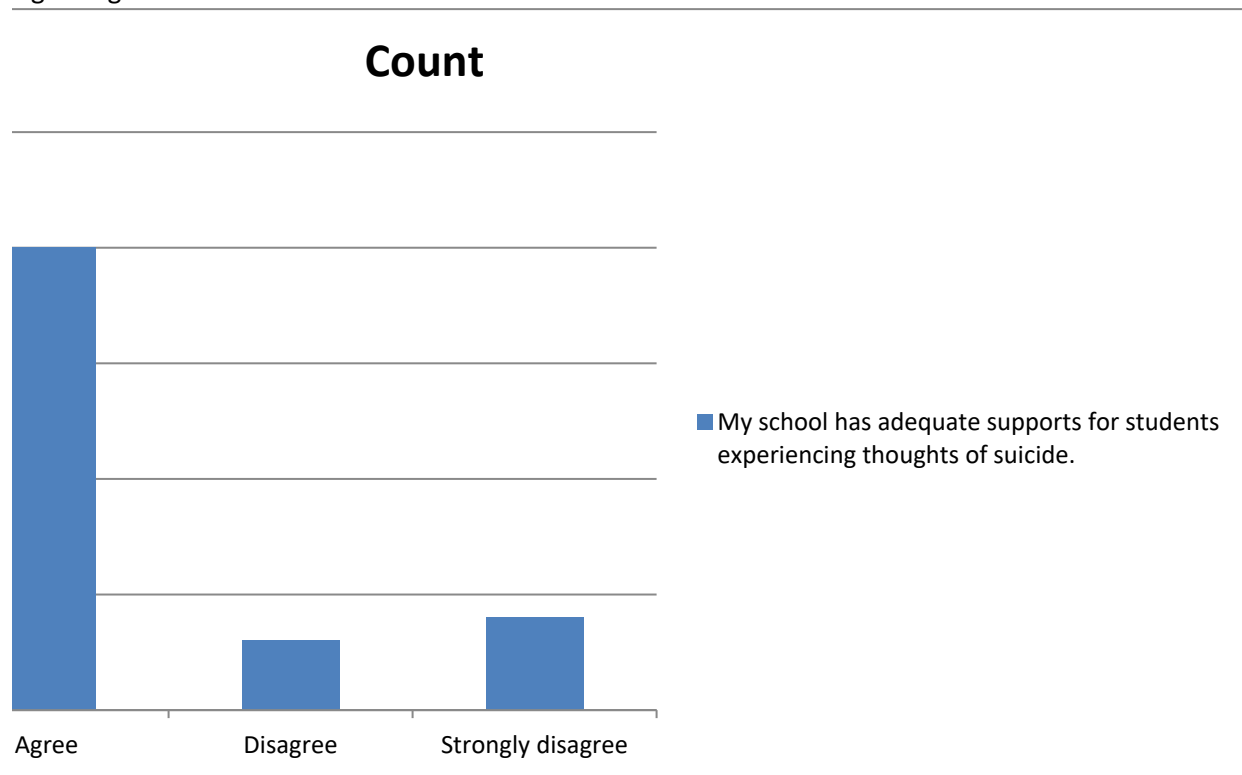
Count	My school	Percent	My school has adequate supports for students experienci
Strongly ag	11	Strongly ag 28.9%	
Agree	20	Agree 52.6%	
Disagree	3	Disagree 7.9%	
Strongly di:	4	Strongly di: 10.5%	

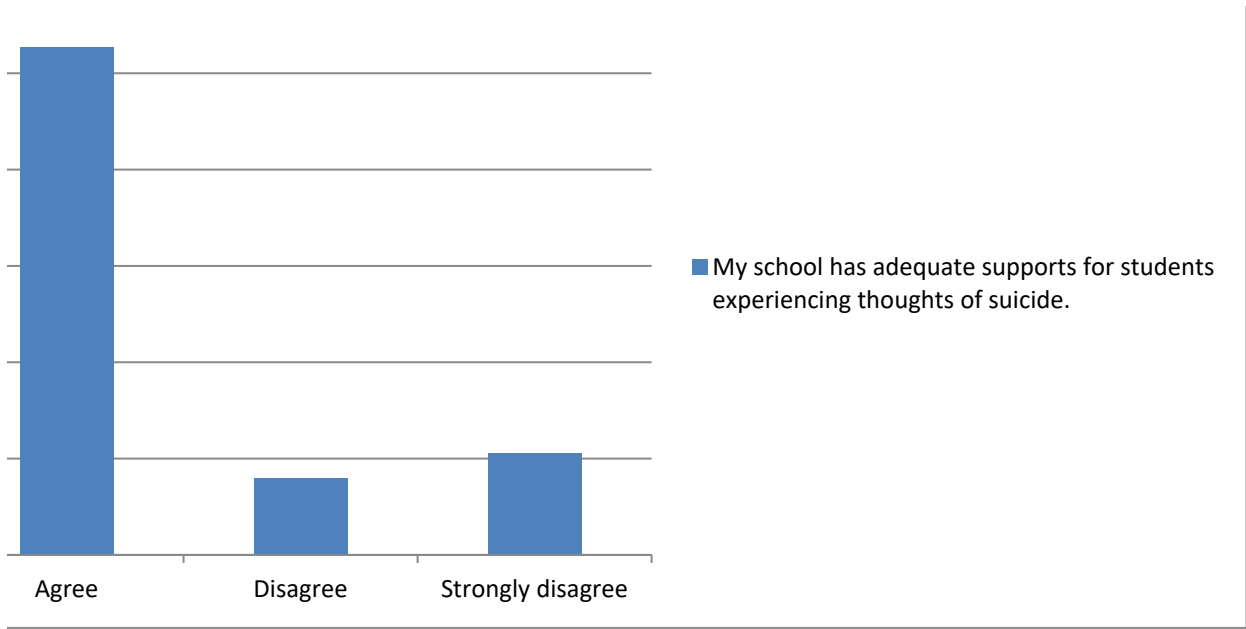




· Excel, to change the chart type.
C) or "Switch Plot" (Mac) in the chart tools

ing thoughts of suicide.





Summary of I know what to do if I see a warning sign for suicide.

Categorical Summary

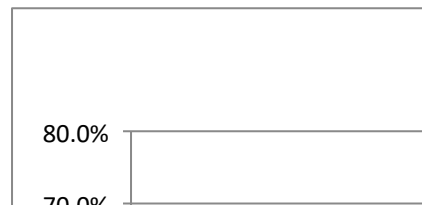
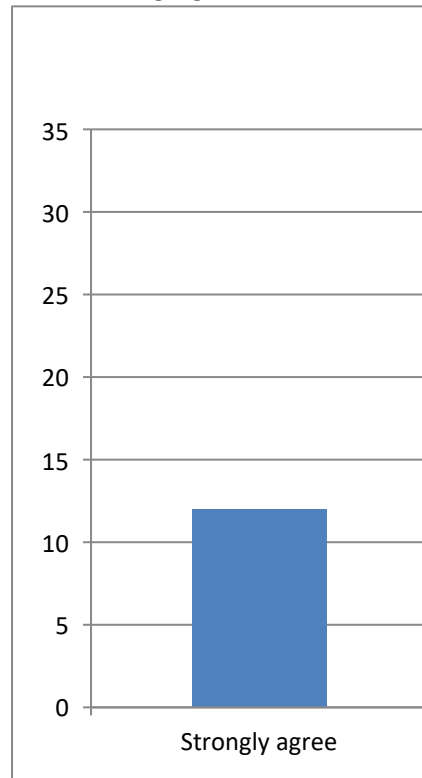
Sample Size Number of Distinct Categories

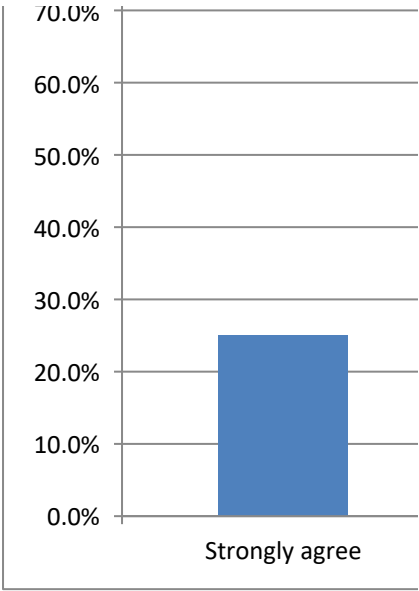
48 of 48 3

I know what to do if I see a warning sign for suicide	Count	Percent	Confidence Interval (Percent of Data)
Strongly agree	12	25.0%	14.9% to 38.8%
Agree	33	68.8%	54.7% to 80.1%
Strongly disagree	3	6.3%	2.1% to 16.8%


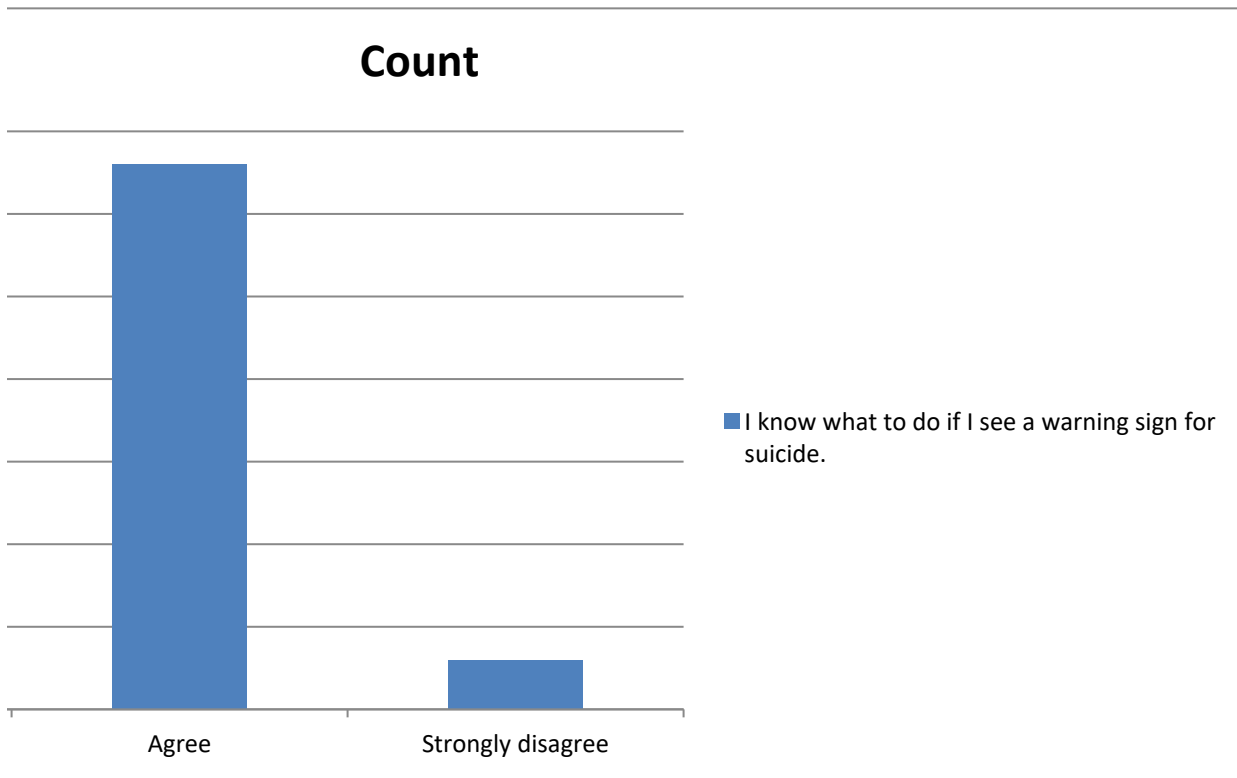
Select a chart and choose "Clustered Column", "100% Stacked Column", or "Pie" chart in Powerpoint or To create a correct "100% Stacked Column" chart, choose the chart then click "Switch Row/Column" (PC

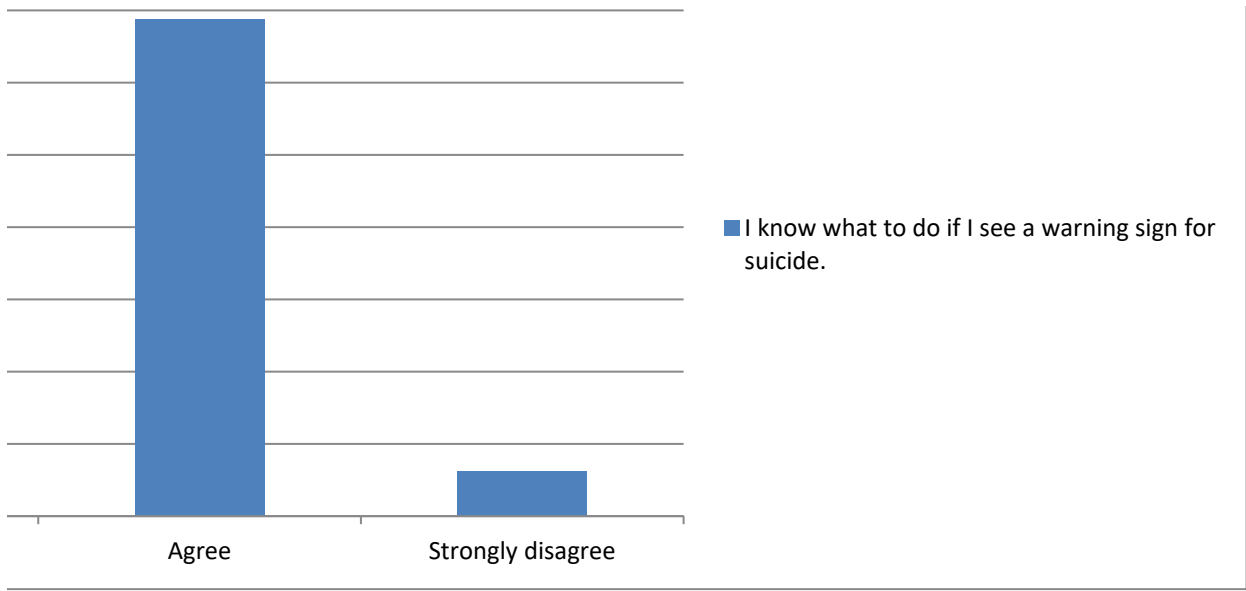
Count	I know what to do if I see a warning sign for suicide	Percent
Strongly agree	12	25.0%
Agree	33	68.8%
Strongly disagree	3	6.3%





· Excel, to change the chart type.
C) or "Switch Plot" (Mac) in the chart tools





Summary of I feel prepared to respond appropriately to someone who is experiencing thoughts of suicide

Categorical Summary

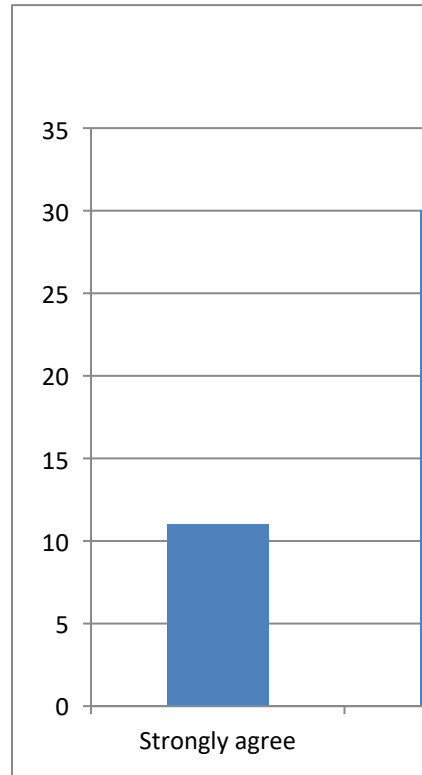
Sample Size Number of Distinct Categories

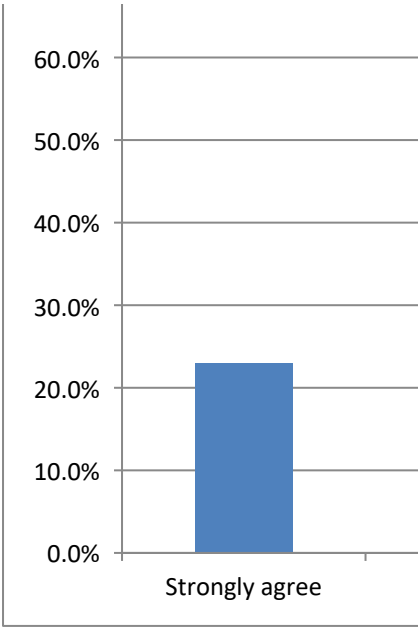
48 of 48 4

I feel prepared to respond	Count	Percent of Data	Confidence Interval (Percent of Data)
Strongly agree	11	22.9%	13.3% to 36.5%
Agree	30	62.5%	48.4% to 74.8%
Disagree	5	10.4%	4.5% to 22.2%
Strongly disagree	2	4.2%	1.2% to 14.0%

Select a chart and choose "Clustered Column", "100% Stacked Column", or "Pie" chart in Powerpoint or Excel. To create a correct "100% Stacked Column" chart, choose the chart then click "Switch Row/Column" (PC).

Count	I feel prepared to respond	Percent	I feel prepared to respond appropriately to someone who
11	Strongly agree	22.9%	
30	Agree	62.5%	
5	Disagree	10.4%	
2	Strongly disagree	4.2%	


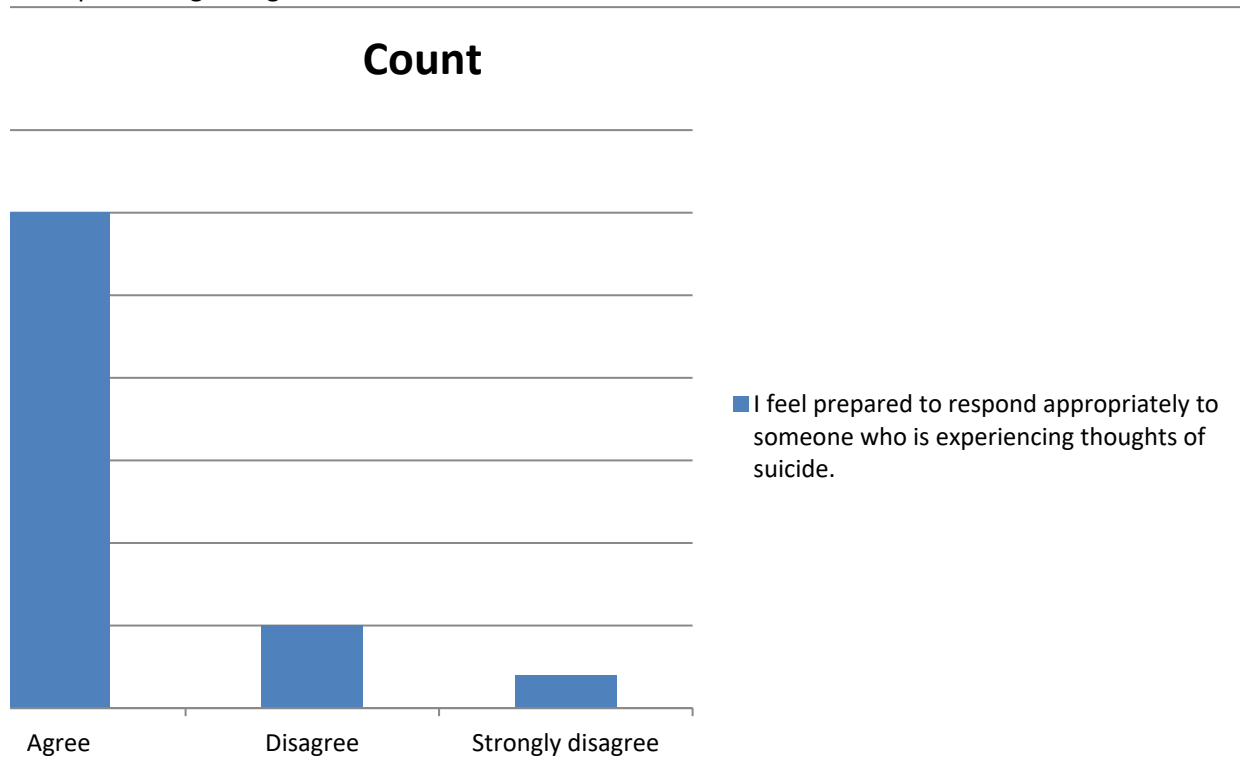


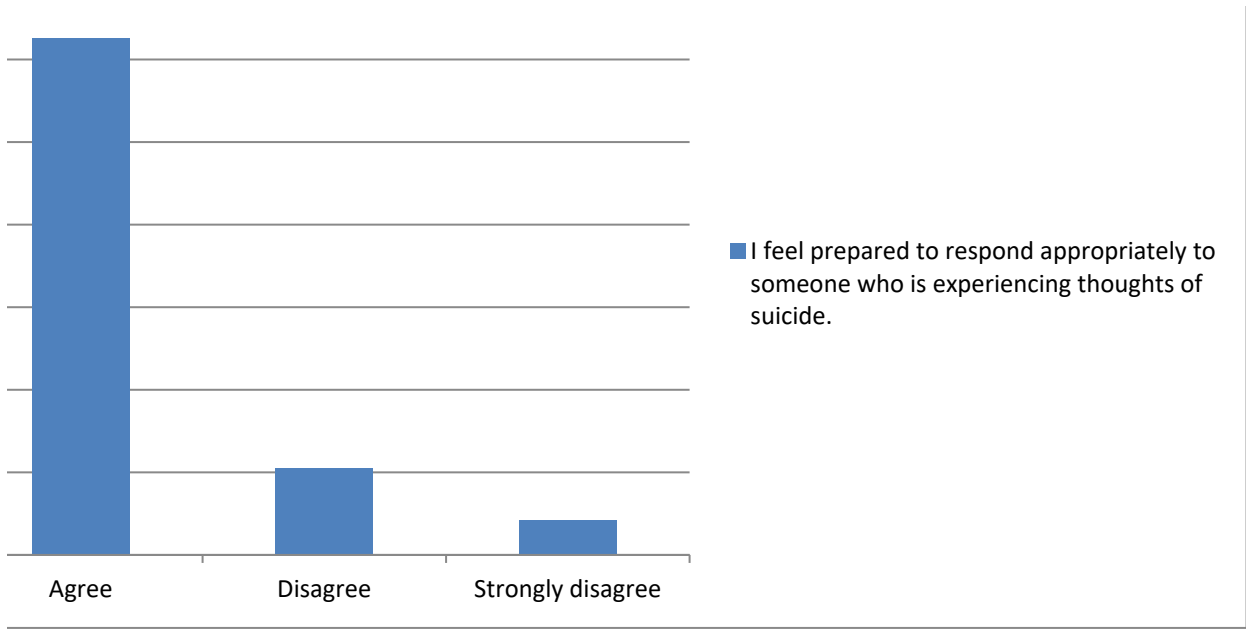


de.

· Excel, to change the chart type.
C) or "Switch Plot" (Mac) in the chart tools

o is experiencing thoughts of suicide.





Summary of Staff at this school teach students strategies to manage emotions.



Categorical Summary

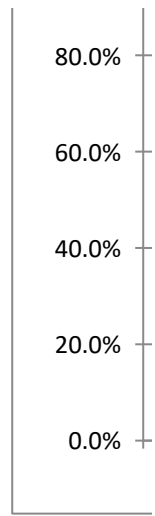
Sample Size	Average	Median	Number of Distinct Categories
1 of 1		3	3

Recode	Staff at this	Count	Percent of	Confidence Interval (Percent of Data)
	3	Agree	1	100.0% 20.7% to 100.0%

Select a chart and choose "Clustered Column", "100% Stacked Column", or "Pie" chart in Powerpoint or To create a correct "100% Stacked Column" chart, choose the chart then click "Switch Row/Column" (PC

Recode	Count	Staff at this	Percent	Staff at this school teach students
3	Agree	1	Agree	100.0%

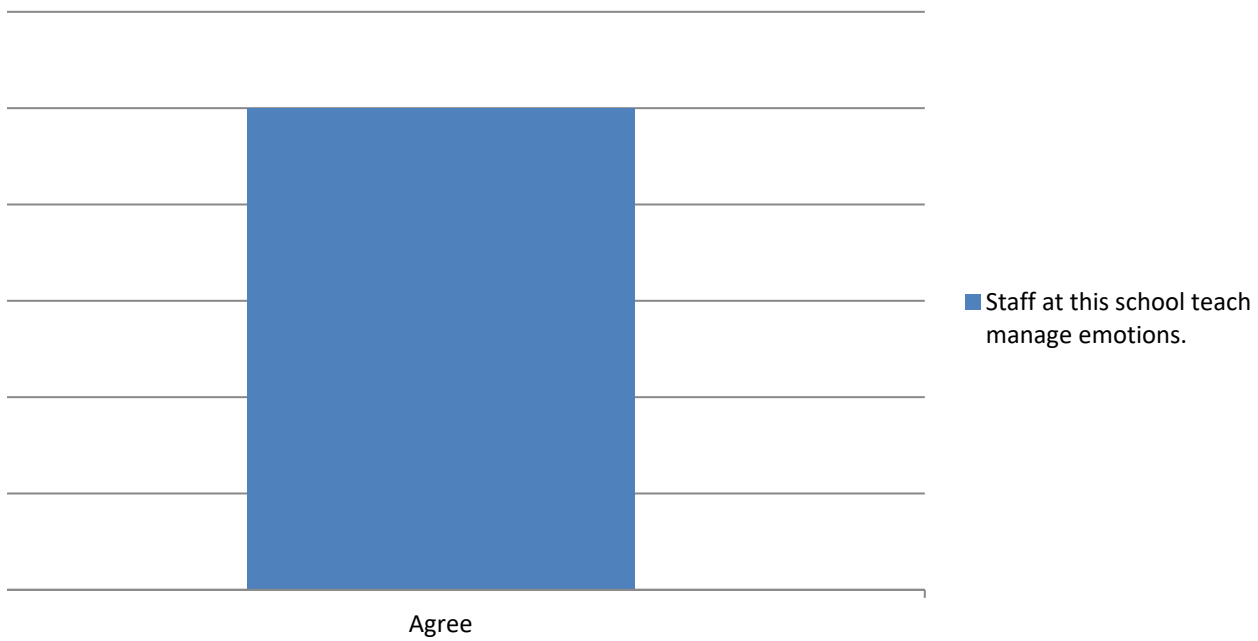




· Excel, to change the chart type.
C) or "Switch Plot" (Mac) in the chart tools

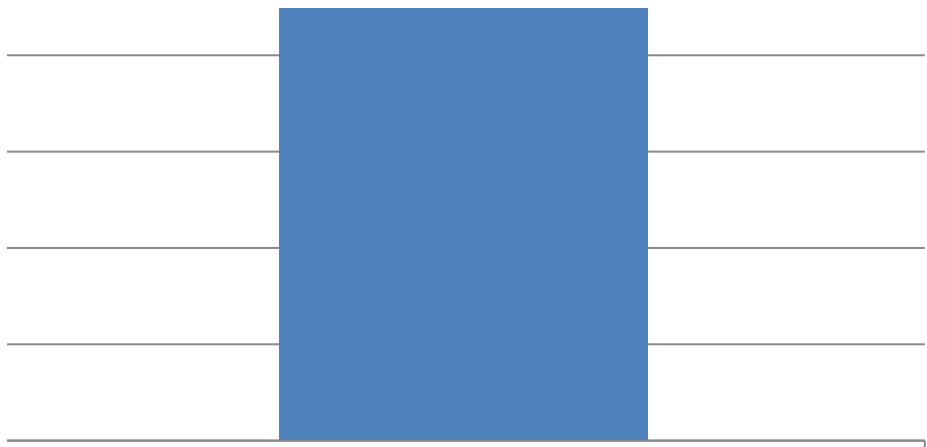
strategies to manage emotions.

Count



Percent





■ Staff at this school teach manage emotions.

Agree

1 students strategies to

1 students strategies to

Summary of This school helps parents find community supports for their students who need them.



Categorical Summary

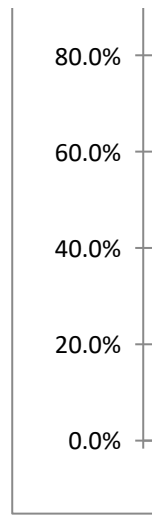
Sample Size: 1 of 1
 Average: 3
 Median: 3
 Number of Distinct Categories: 1

Recode: 3 Agree
 This school Count: 1
 Percent of: 100.0%
 Confidence Interval (Percent of Data): 20.7% to 100.0%

Select a chart and choose "Clustered Column", "100% Stacked Column", or "Pie" chart in Powerpoint or To create a correct "100% Stacked Column" chart, choose the chart then click "Switch Row/Column" (PC

Recode	Count	This school	Percent	This school helps parents find com
3	Agree	1	Agree	100.0%

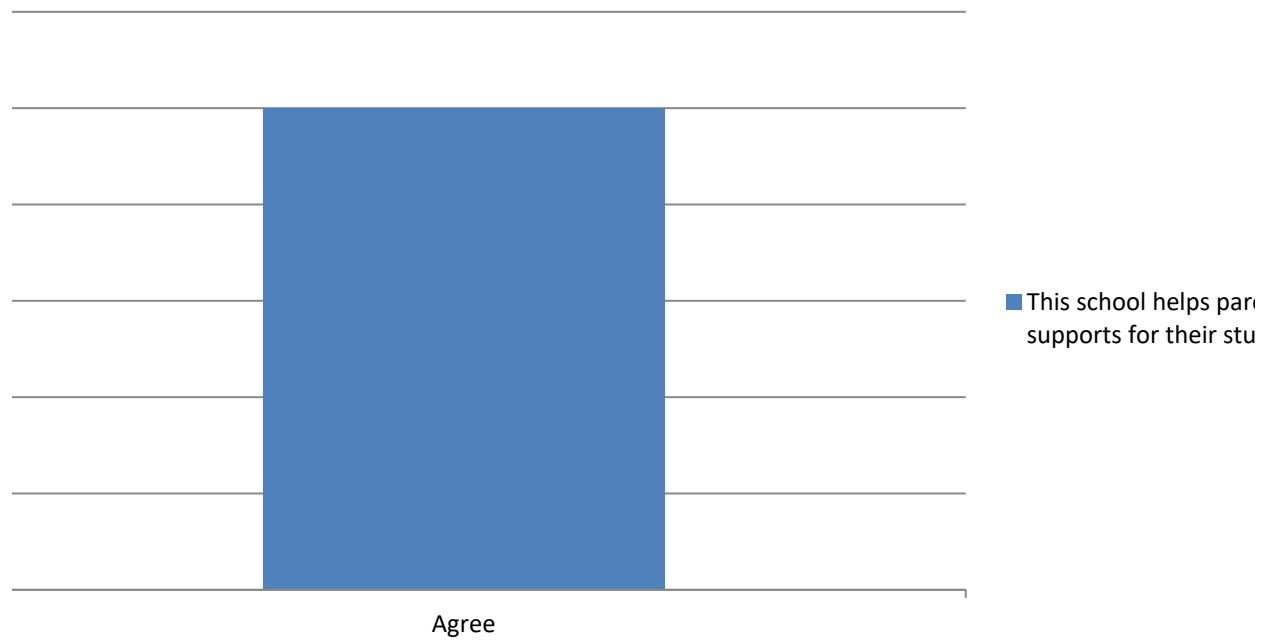




· Excel, to change the chart type.
C) or "Switch Plot" (Mac) in the chart tools


Community supports for their students who need them.

Count



Percent





■ This school helps par
supports for their stu

Agree

ents find community
idents who need them.

ents find community
idents who need them.

Summary of The following is a problem in the neighborhood where this school is located: garbage, litter



Categorical Summary

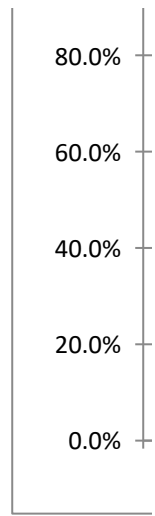
Sample Size	Average	Median	Number of Distinct Categories
1 of 1	2	2	1

Recode	The followi	Count	Percent of	Confidence Interval (Percent of Data)
2	Disagree	1	100.0%	20.7% to 100.0%

Select a chart and choose "Clustered Column", "100% Stacked Column", or "Pie" chart in Powerpoint or To create a correct "100% Stacked Column" chart, choose the chart then click "Switch Row/Column" (PC

Recode	Count	The followi	Percent	The following is a problem in the n
2	Disagree	1	Disagree	100.0%



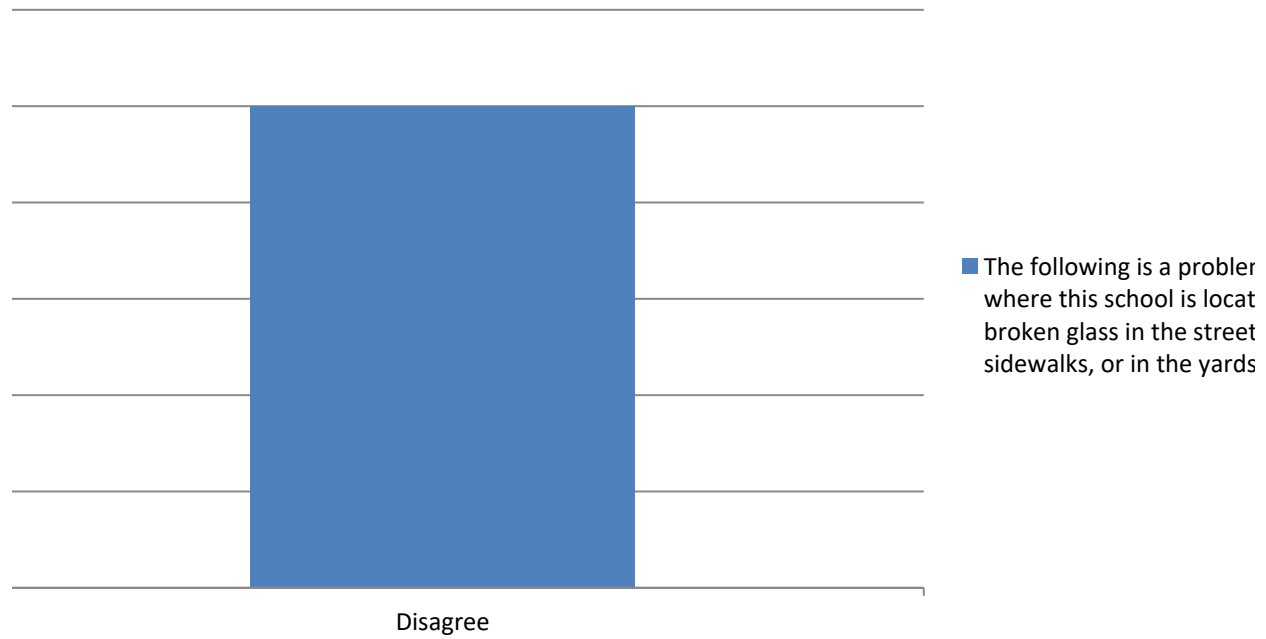


r, or broken glass in the street or road, on the sidewalks, or in the yards.

· Excel, to change the chart type.
C) or "Switch Plot" (Mac) in the chart tools

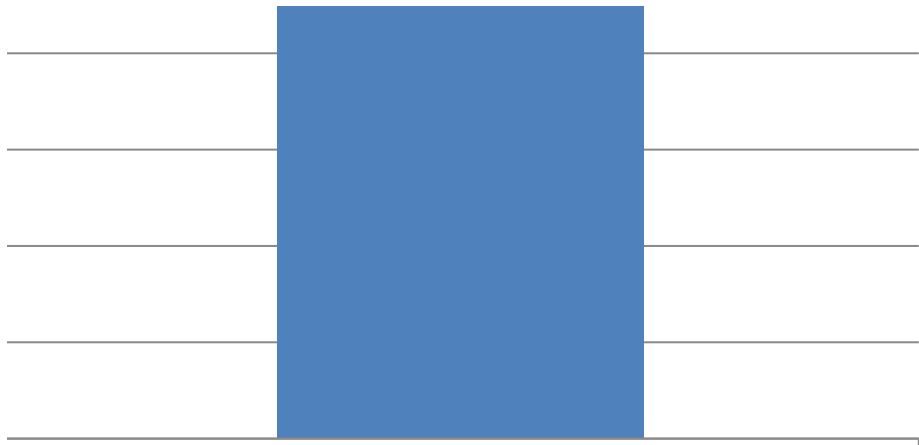
neighborhood where this school is located: garbage, litter, or broken glass in the street or road, on the si

Count



Percent





Disagree

■ The following is a problem where this school is located
broken glass in the street
sidewalks, or in the yards

sidewalks, or in the yards.

m in the neighborhood
ted: garbage, litter, or
t or road, on the
s.

m in the neighborhood
ted: garbage, litter, or
t or road, on the
5.

Summary of At this school, there is a feeling of trust among the staff.

Categorical Summary


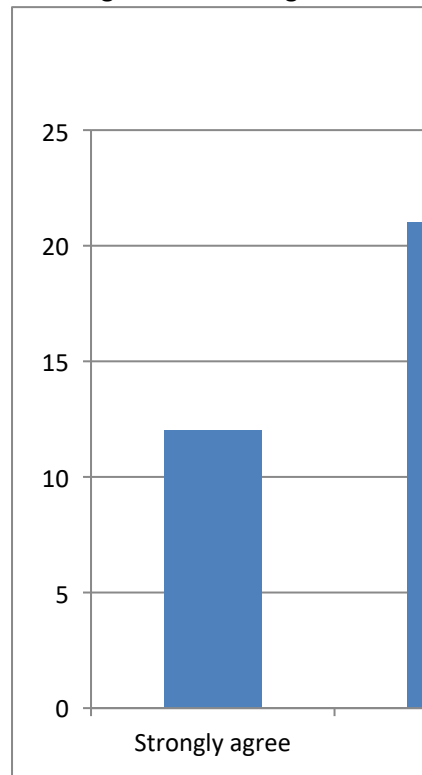
Sample Size Number of Distinct Categories

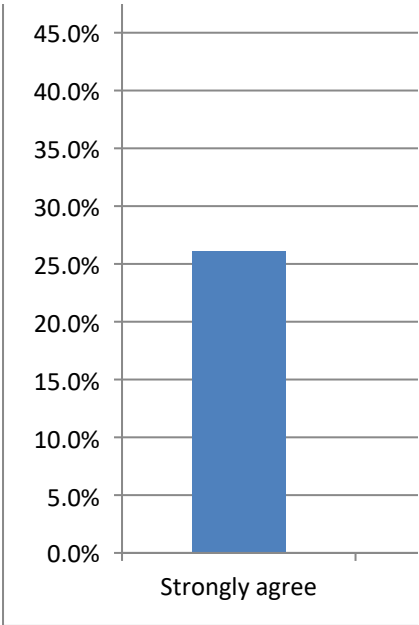
46 of 46 4

At this schc	Count	Percent of	Confidence Interval (Percent of Data)
Strongly ag	12	26.1%	15.6% to 40.3%
Agree	21	45.7%	32.2% to 59.8%
Disagree	10	21.7%	12.3% to 35.6%
Strongly di:	3	6.5%	2.2% to 17.5%


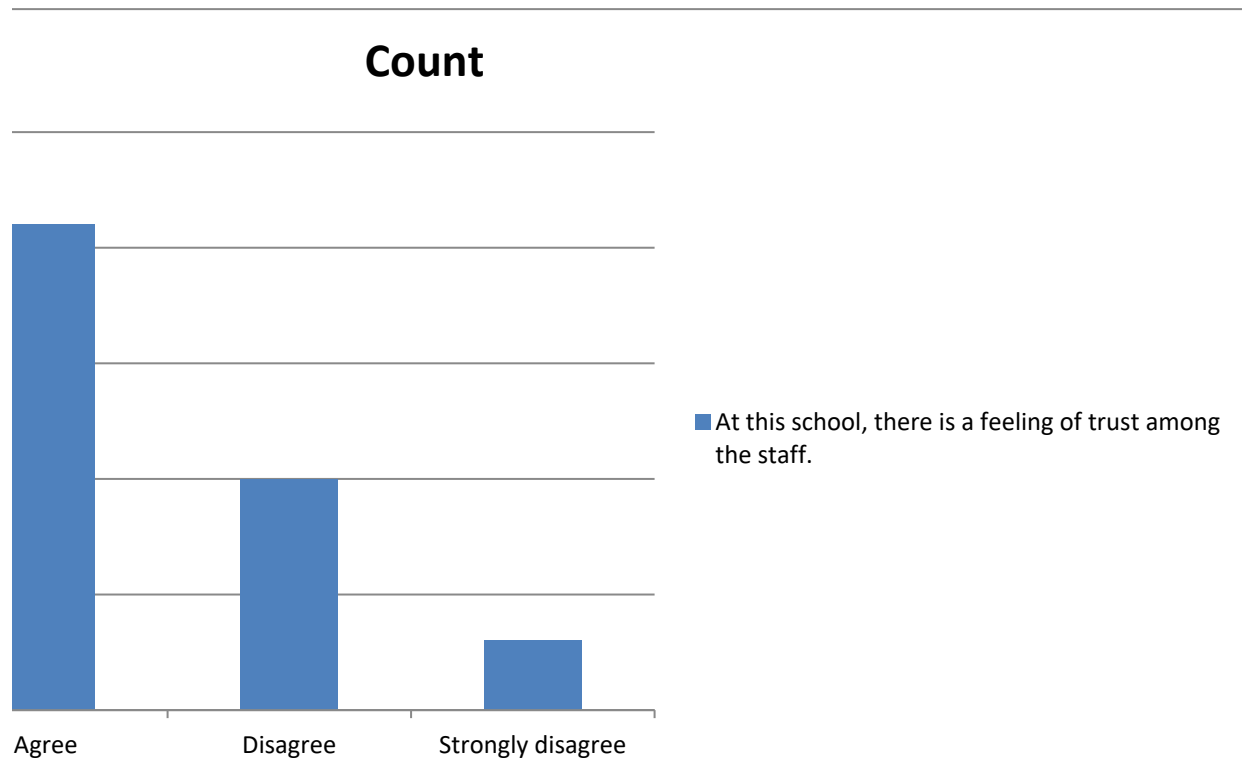
Select a chart and choose "Clustered Column", "100% Stacked Column", or "Pie" chart in Powerpoint or To create a correct "100% Stacked Column" chart, choose the chart then click "Switch Row/Column" (PC

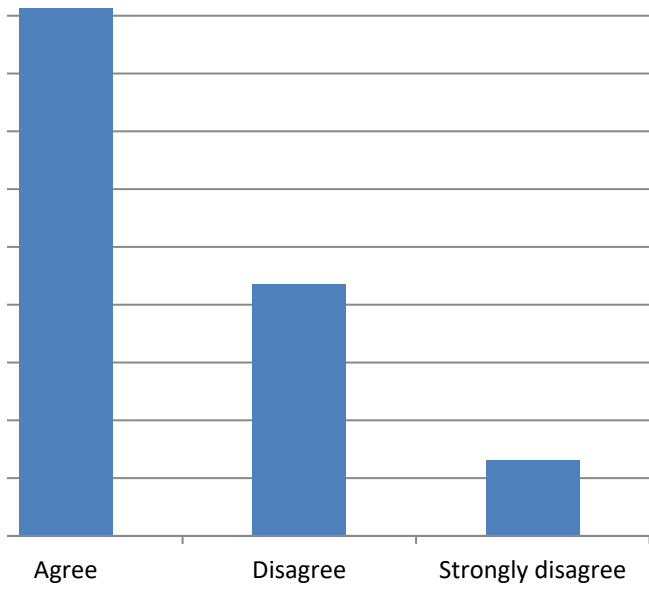
Count	At this schc	Percent	At this school, there is a feeling of trust among the staff.
Strongly ag	12	Strongly ag 26.1%	
Agree	21	Agree 45.7%	
Disagree	10	Disagree 21.7%	
Strongly di:	3	Strongly di: 6.5%	





· Excel, to change the chart type.
C) or "Switch Plot" (Mac) in the chart tools





■ At this school, there is a feeling of trust among the staff.

Summary of I know the role of the School Resource Officer (SRO).

Categorical Summary


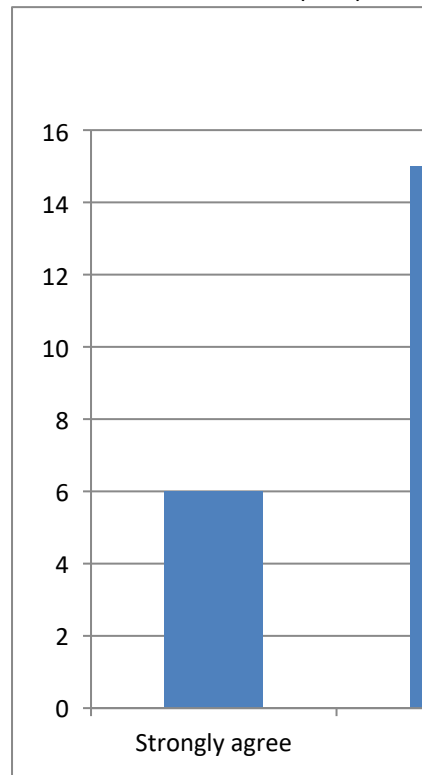
Sample Size Number of Distinct Categories

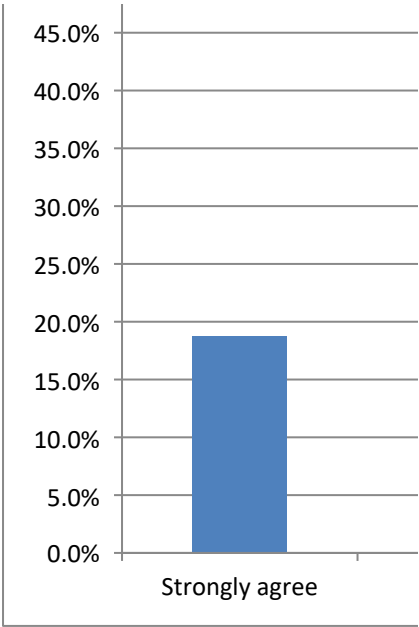
32 of 32 4

I know the	Count	Percent of	Confidence Interval (Percent of Data)
Strongly ag	6	18.8%	8.9% to 35.3%
Agree	15	46.9%	30.9% to 63.6%
Disagree	9	28.1%	15.6% to 45.4%
Strongly di:	2	6.3%	1.7% to 20.1%


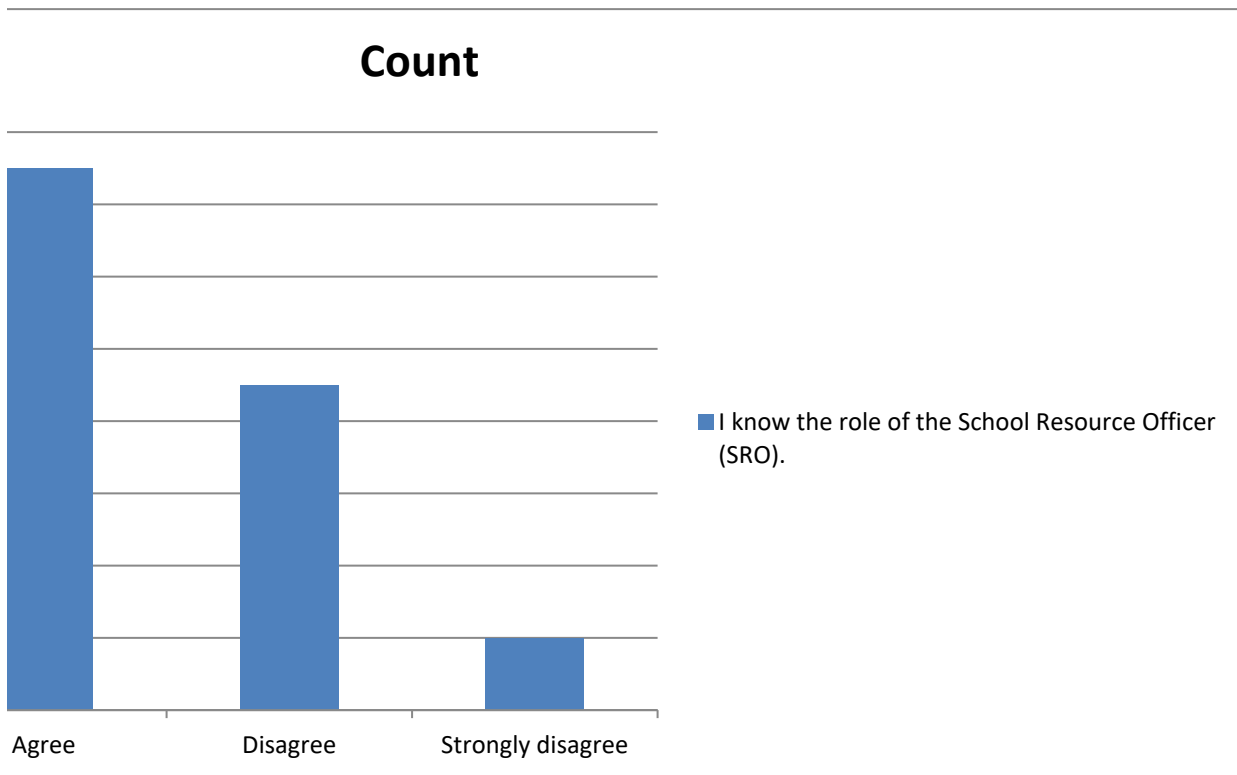
Select a chart and choose "Clustered Column", "100% Stacked Column", or "Pie" chart in Powerpoint or To create a correct "100% Stacked Column" chart, choose the chart then click "Switch Row/Column" (PC

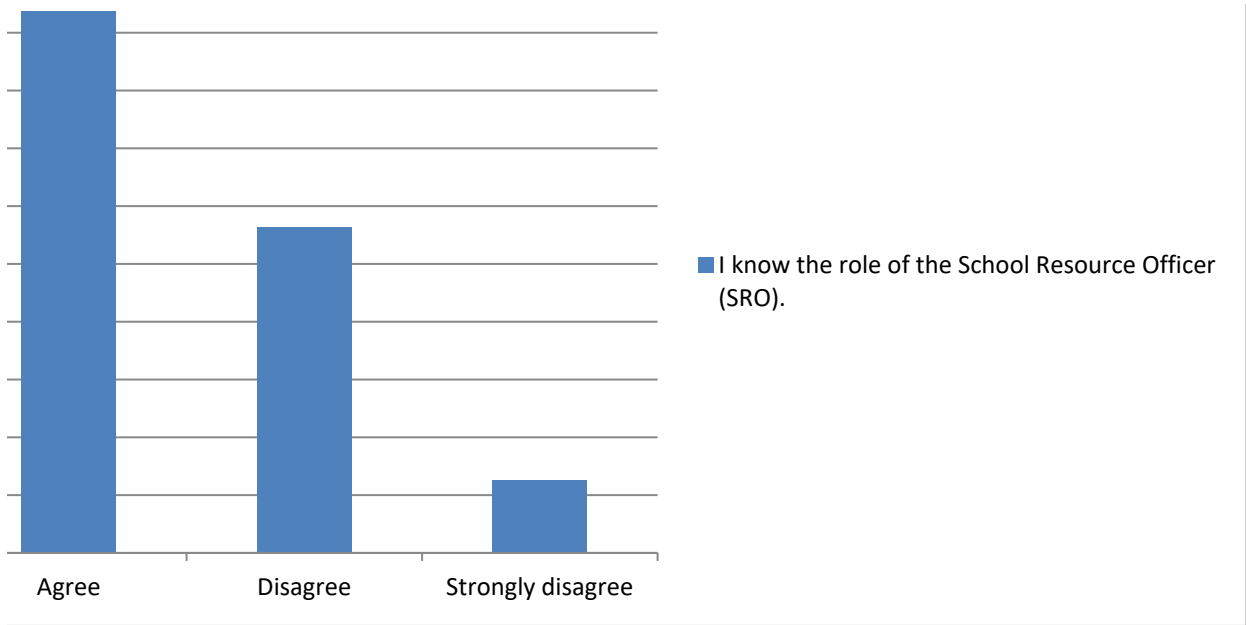
Count	I know the	Percent	I know the role of the School Resource Officer (SRO).
Strongly ag	6	Strongly ag 18.8%	
Agree	15	Agree 46.9%	
Disagree	9	Disagree 28.1%	
Strongly di:	2	Strongly di: 6.3%	





· Excel, to change the chart type.
C) or "Switch Plot" (Mac) in the chart tools





Summary of I feel welcome at this school.

Categorical Summary


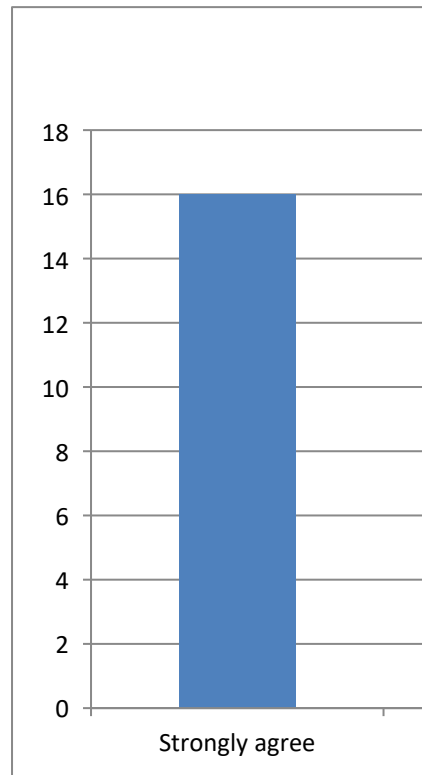
Sample Size Number of Distinct Categories

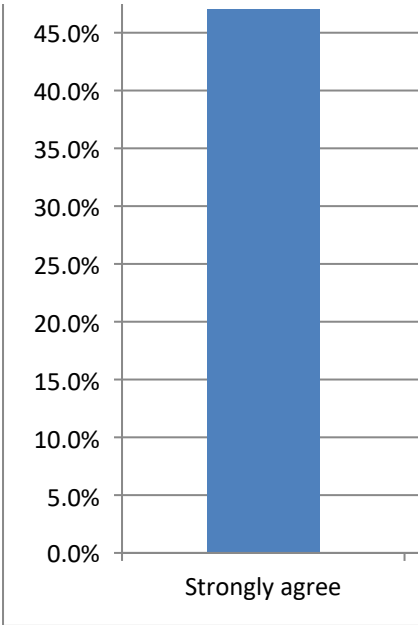
34 of 34 4

I feel welcc	Count	Percent of	Confidence Interval (Percent of Data)
Strongly ag	16	47.1%	31.5% to 63.3%
Agree	15	44.1%	28.9% to 60.5%
Disagree	2	5.9%	1.6% to 19.1%
Strongly di:	1	2.9%	0.5% to 14.9%

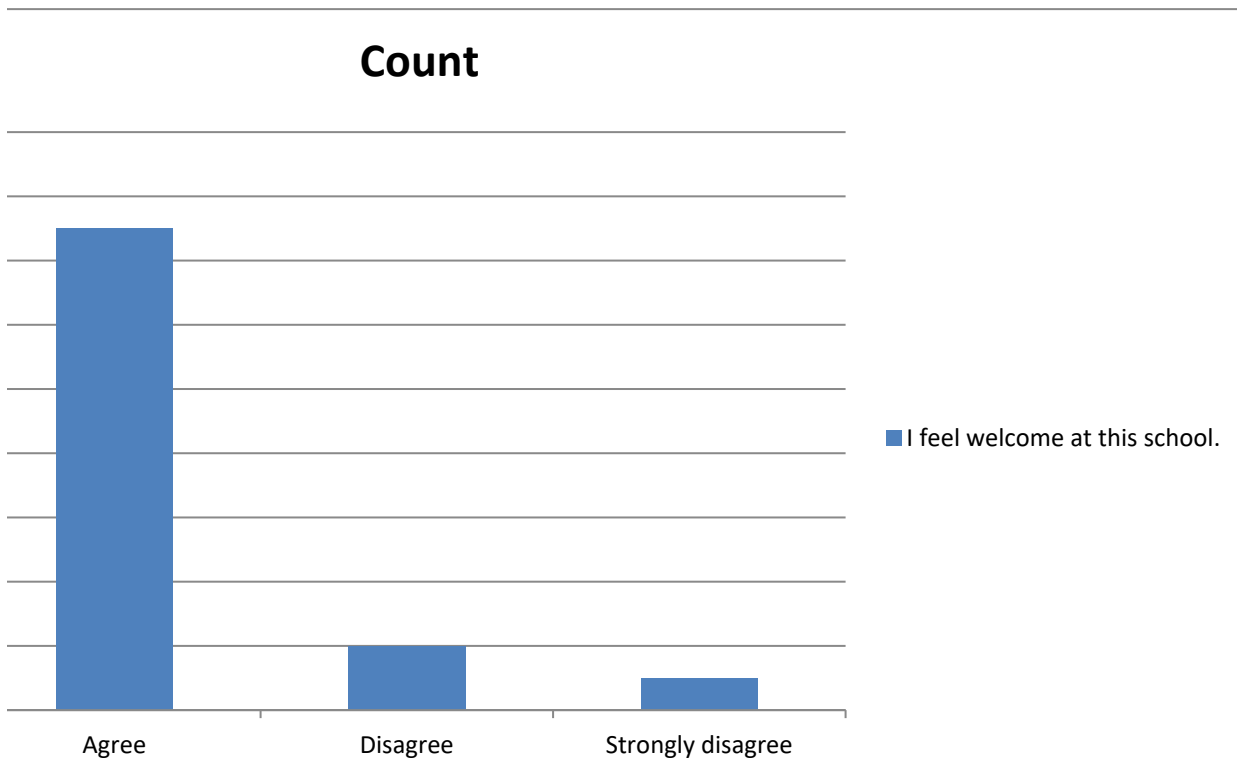
Select a chart and choose "Clustered Column", "100% Stacked Column", or "Pie" chart in Powerpoint or To create a correct "100% Stacked Column" chart, choose the chart then click "Switch Row/Column" (PC

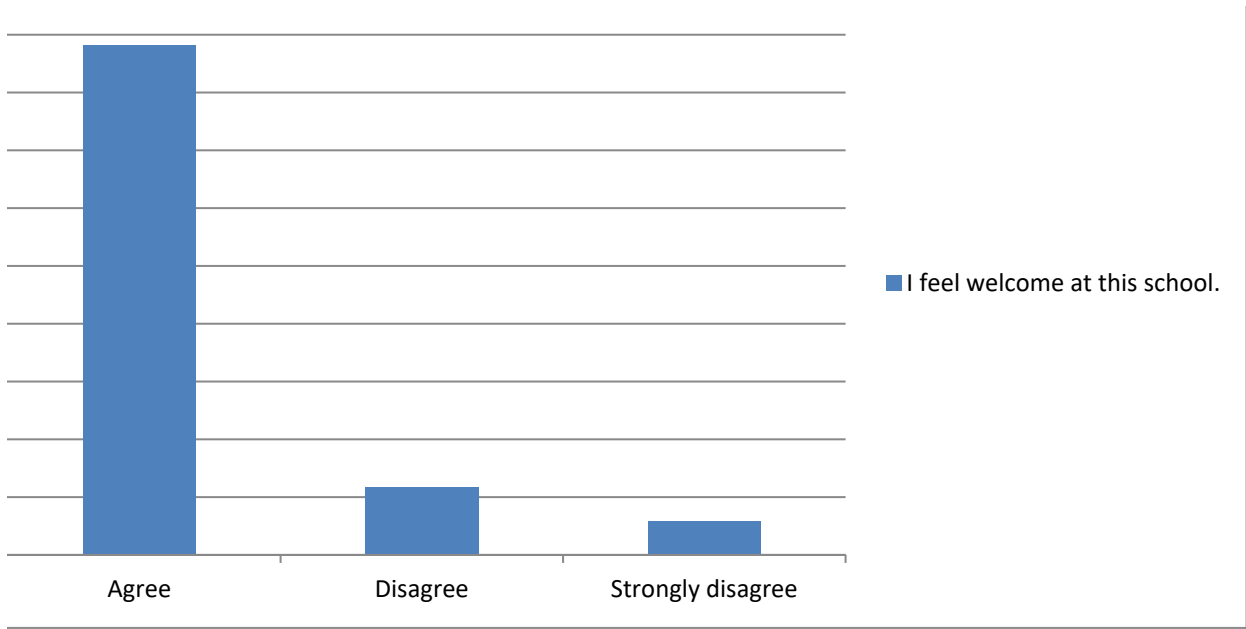
Count	I feel welcc	Percent	I feel welcome at this school.
Strongly ag	16	Strongly ag	47.1%
Agree	15	Agree	44.1%
Disagree	2	Disagree	5.9%
Strongly di:	1	Strongly di:	2.9%





· Excel, to change the chart type.
C) or "Switch Plot" (Mac) in the chart tools





Summary of This school encourages me to be an active partner in educating my student.

Categorical Summary


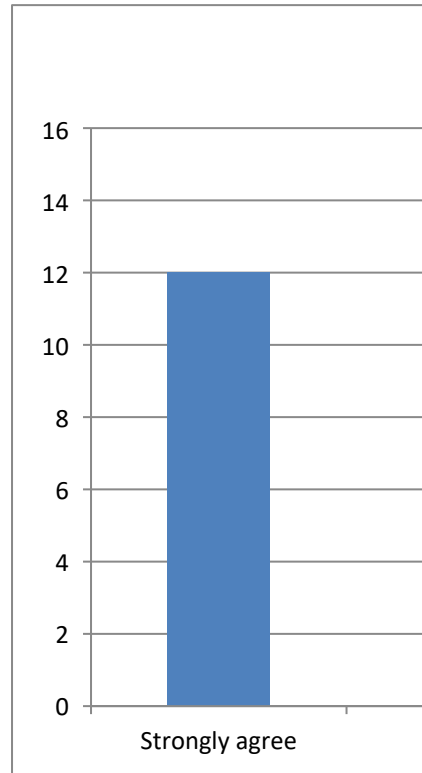
Sample Size Number of Distinct Categories

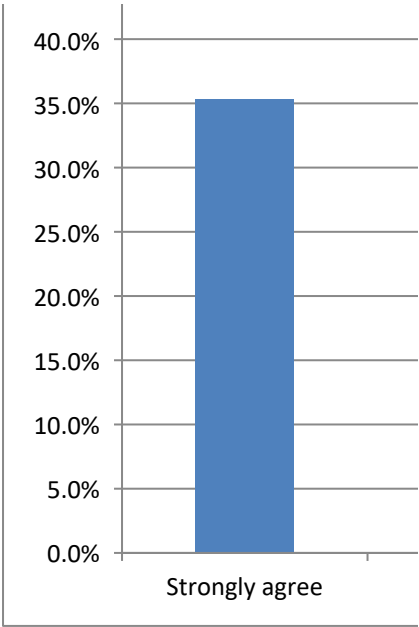
34 of 34 4

This school	Count	Percent of	Confidence Interval (Percent of Data)
Strongly ag	12	35.3%	21.5% to 52.1%
Agree	14	41.2%	26.4% to 57.8%
Disagree	6	17.6%	8.3% to 33.5%
Strongly di:	2	5.9%	1.6% to 19.1%

Select a chart and choose "Clustered Column", "100% Stacked Column", or "Pie" chart in Powerpoint or To create a correct "100% Stacked Column" chart, choose the chart then click "Switch Row/Column" (PC


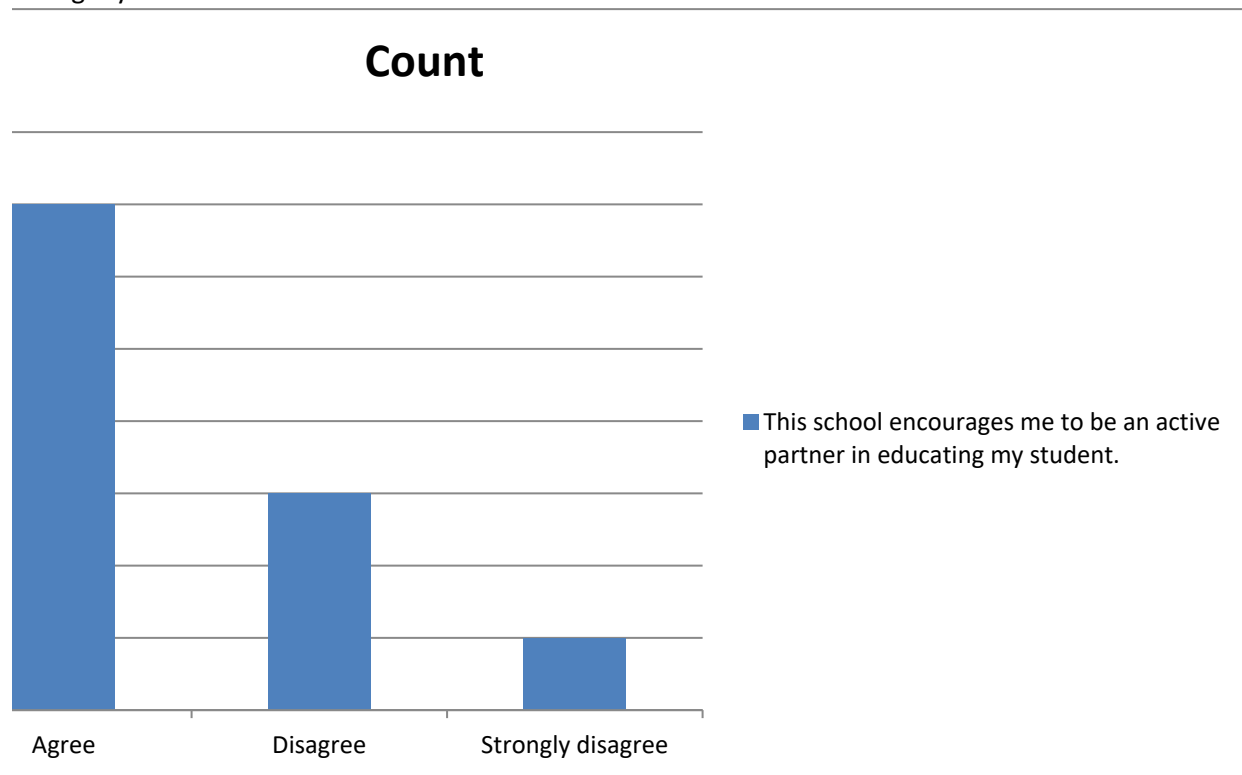
Count	This school	Percent	This school encourages me to be an active partner in edu
Strongly ag	12	Strongly ag 35.3%	
Agree	14	Agree 41.2%	
Disagree	6	Disagree 17.6%	
Strongly di:	2	Strongly di: 5.9%	

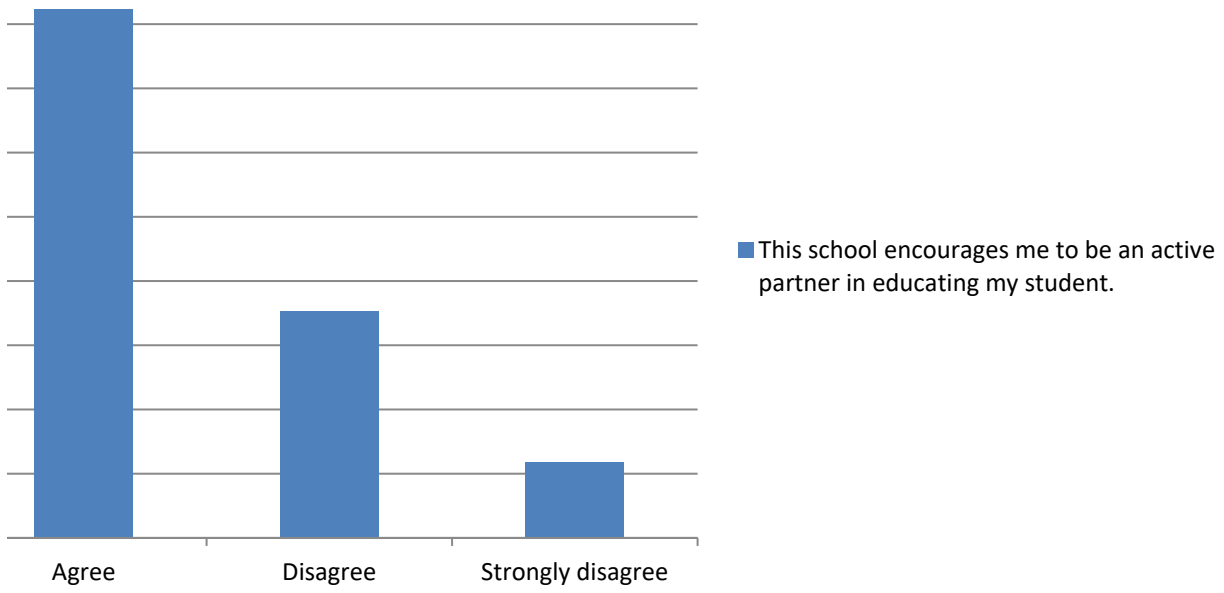




· Excel, to change the chart type.
C) or "Switch Plot" (Mac) in the chart tools

cating my student.





Summary of I feel comfortable talking to an employee at this school.

Categorical Summary


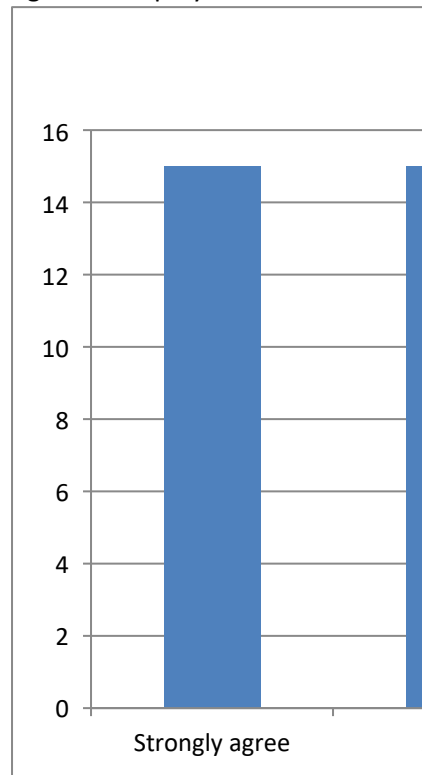
Sample Size Number of Distinct Categories

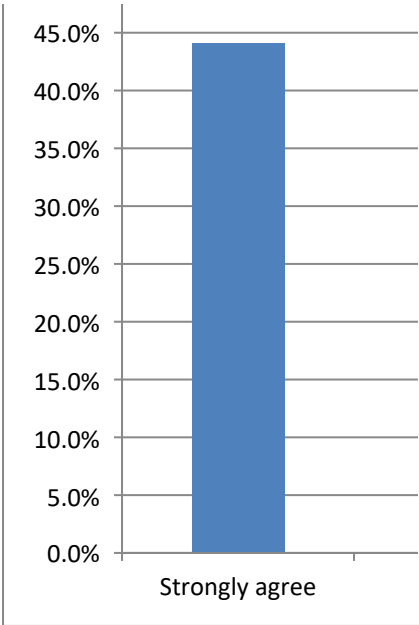
34 of 34 4

I feel comf	Count	Percent	Confidence Interval (Percent of Data)
Strongly ag	15	44.1%	28.9% to 60.5%
Agree	15	44.1%	28.9% to 60.5%
Disagree	3	8.8%	3.0% to 23.0%
Strongly di:	1	2.9%	0.5% to 14.9%


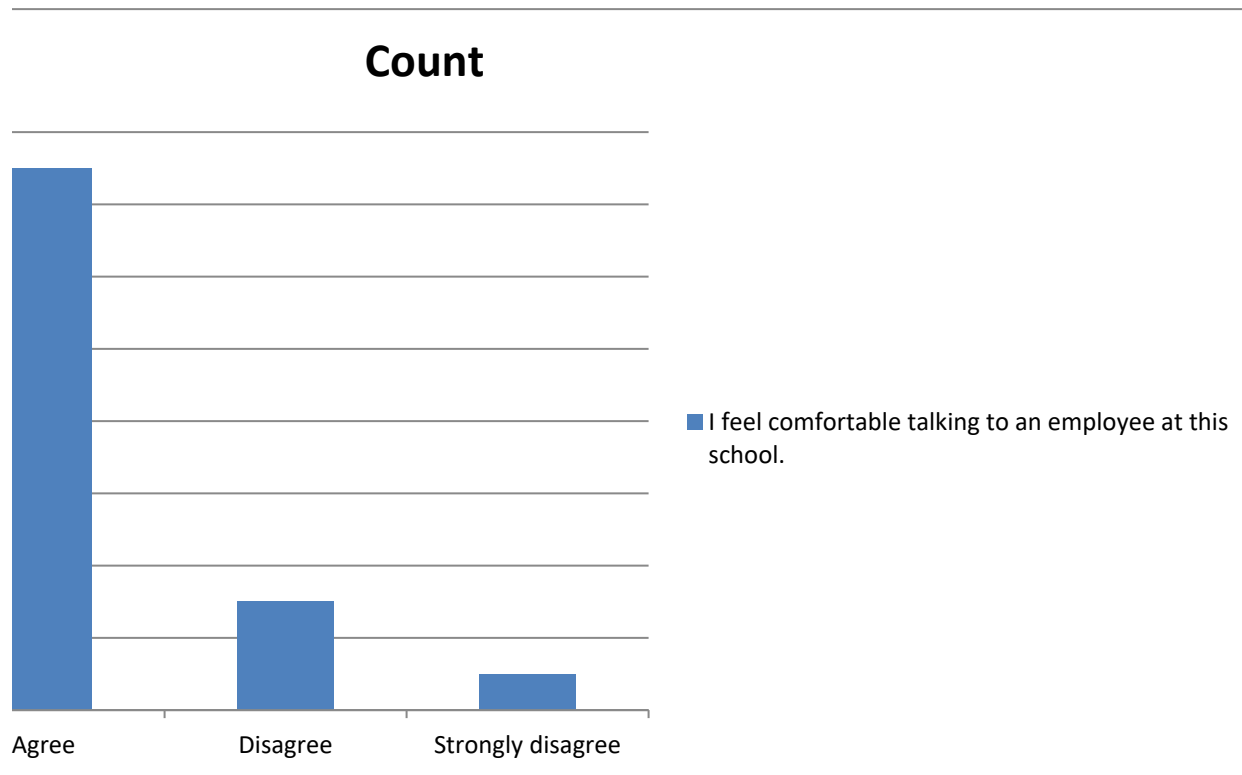
Select a chart and choose "Clustered Column", "100% Stacked Column", or "Pie" chart in Powerpoint or To create a correct "100% Stacked Column" chart, choose the chart then click "Switch Row/Column" (PC

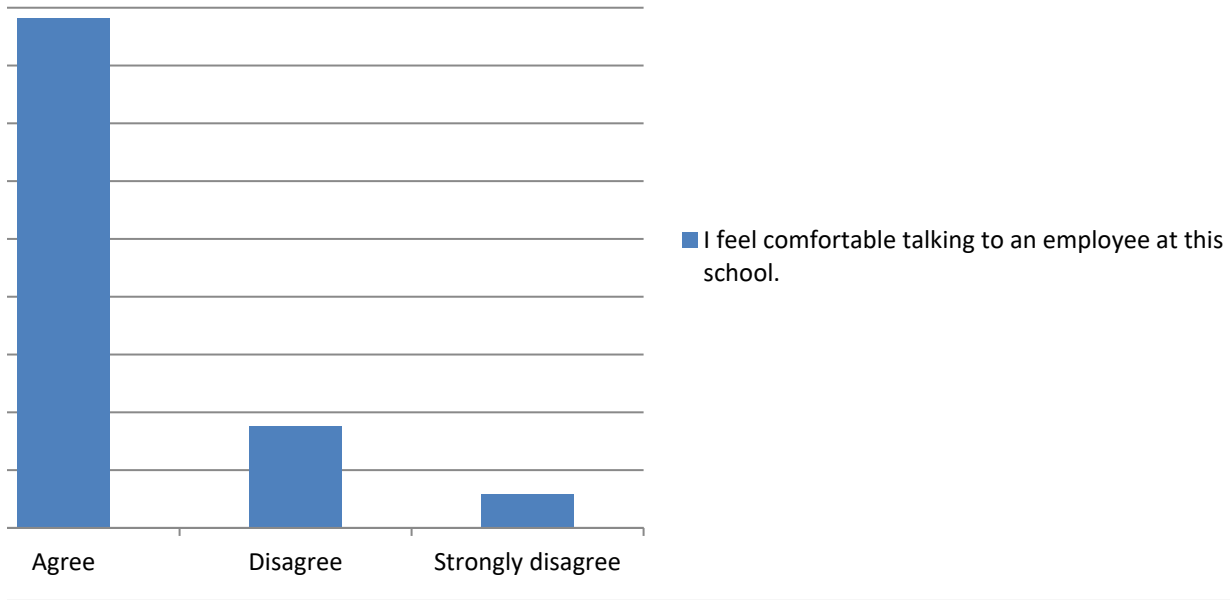
Count	I feel comf	Percent	I feel comfortable talking to an employee at this school.
Strongly ag	15	Strongly ag 44.1%	
Agree	15	Agree 44.1%	
Disagree	3	Disagree 8.8%	
Strongly di:	1	Strongly di: 2.9%	





· Excel, to change the chart type.
C) or "Switch Plot" (Mac) in the chart tools





Summary of Attending school every day is important for my student to do well in their classes.

Categorical Summary


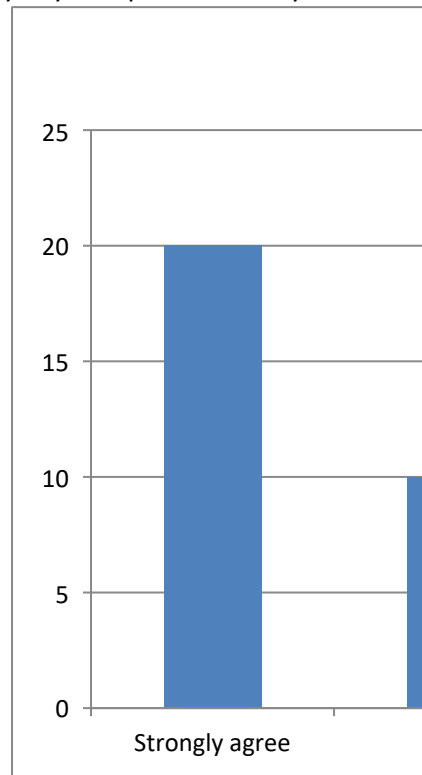
Sample Size Number of Distinct Categories

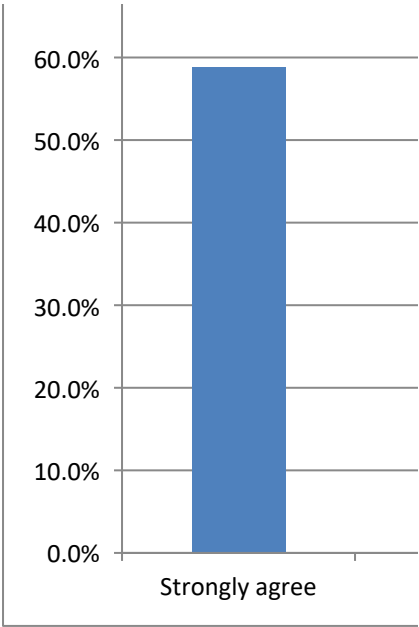
34 of 34 4

Attending s	Count	Percent of	Confidence Interval (Percent of Data)
Strongly ag	20	58.8%	42.2% to 73.6%
Agree	10	29.4%	16.8% to 46.2%
Disagree	3	8.8%	3.0% to 23.0%
Strongly di:	1	2.9%	0.5% to 14.9%

Select a chart and choose "Clustered Column", "100% Stacked Column", or "Pie" chart in Powerpoint or To create a correct "100% Stacked Column" chart, choose the chart then click "Switch Row/Column" (PC


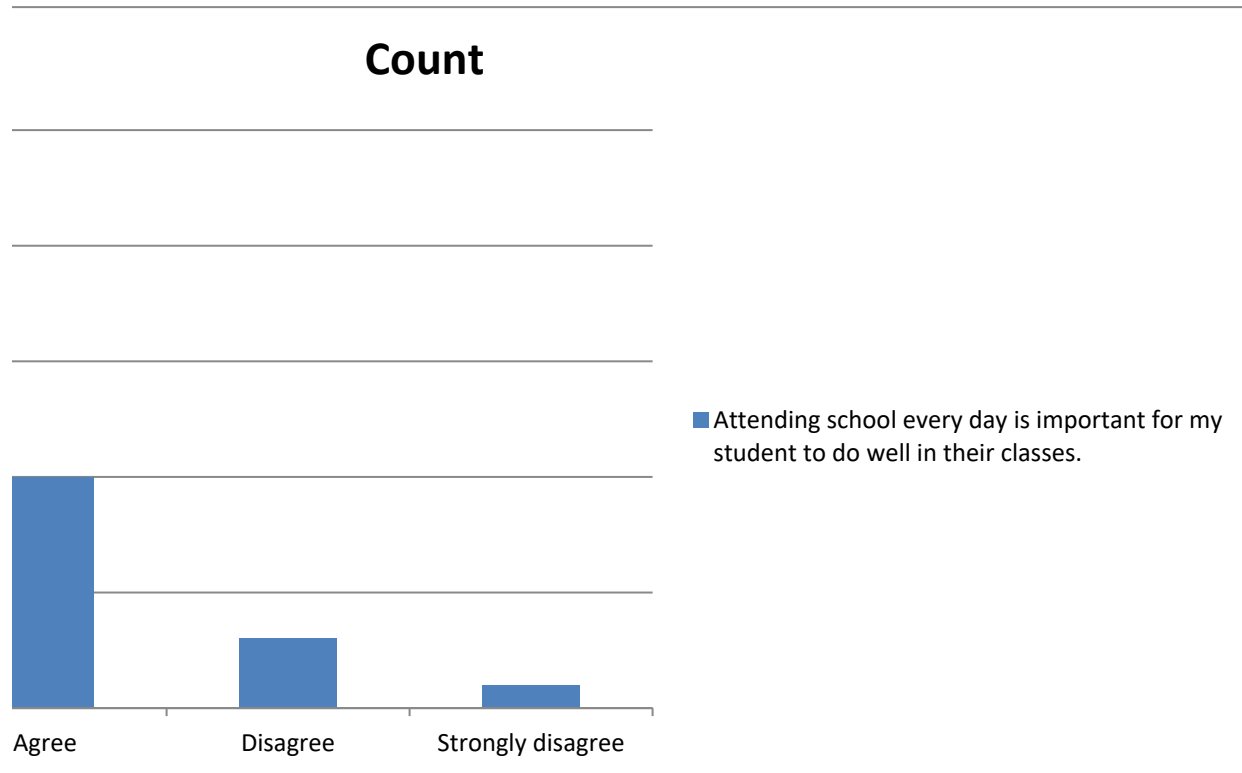
Count	Attending s	Percent	Attending school every day is important for my student to
Strongly ag	20	Strongly ag 58.8%	
Agree	10	Agree 29.4%	
Disagree	3	Disagree 8.8%	
Strongly di:	1	Strongly di: 2.9%	

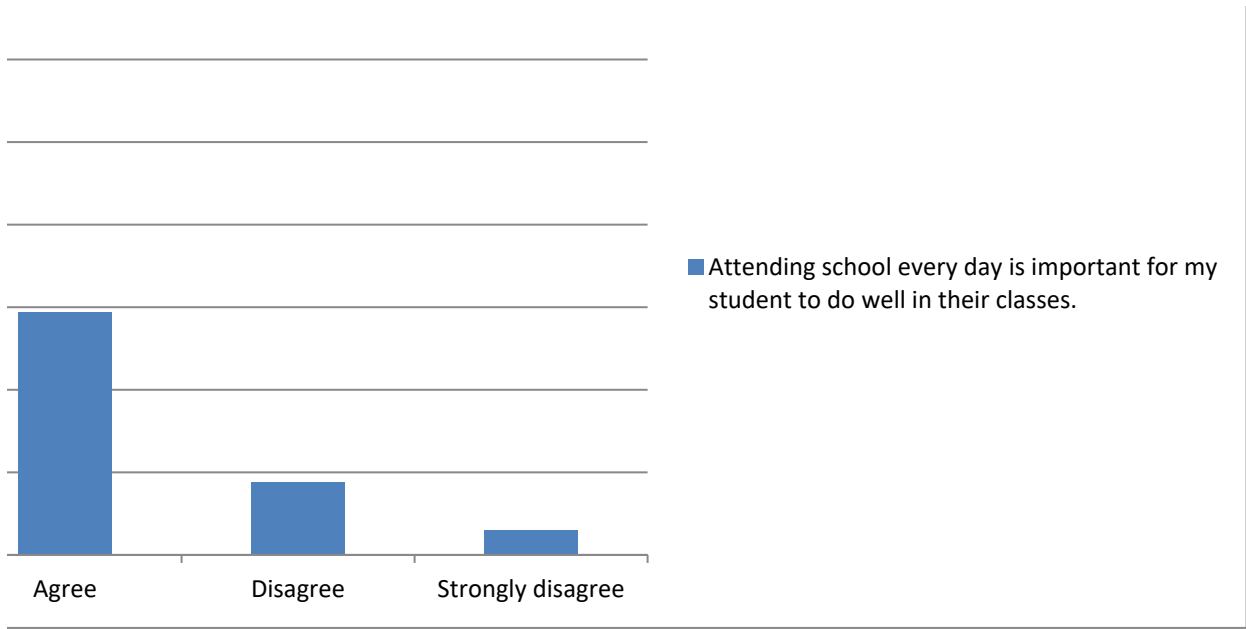




· Excel, to change the chart type.
C) or "Switch Plot" (Mac) in the chart tools

o do well in their classes.





Summary of Community perception of this school is positive.

Categorical Summary


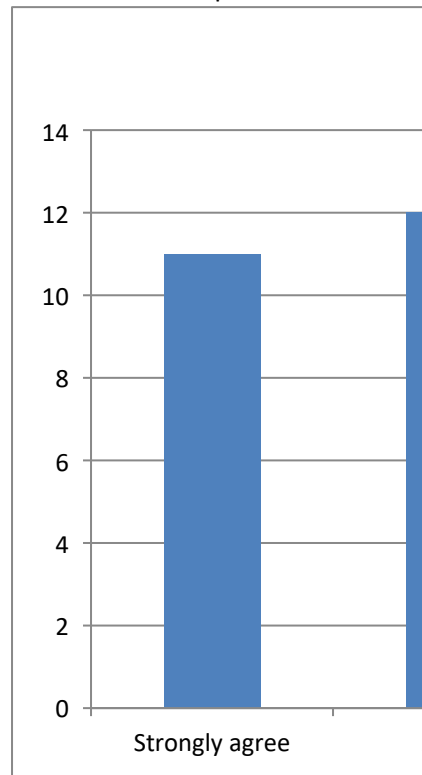
Sample Size Number of Distinct Categories

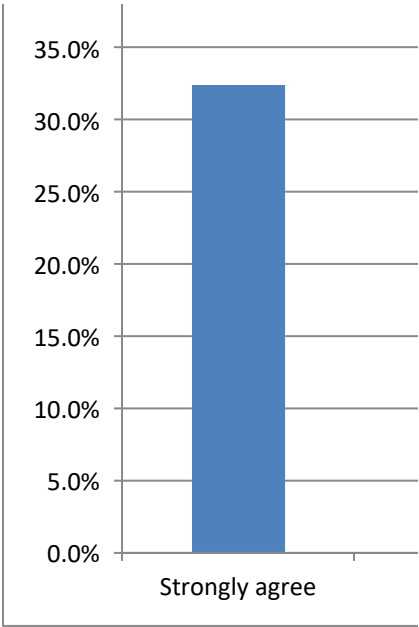
34 of 34 4

Community	Count	Percent of	Confidence Interval (Percent of Data)
Strongly ag	11	32.4%	19.1% to 49.2%
Agree	12	35.3%	21.5% to 52.1%
Disagree	7	20.6%	10.3% to 36.8%
Strongly di:	4	11.8%	4.7% to 26.6%


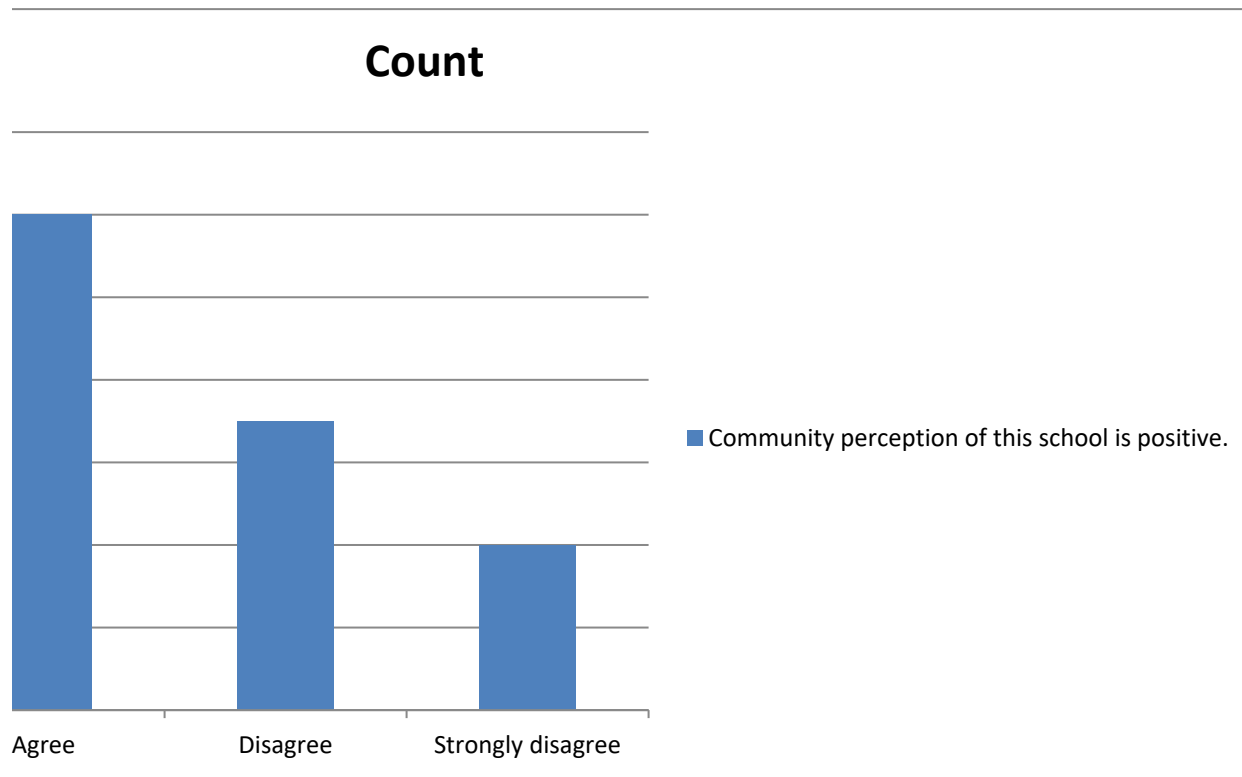
Select a chart and choose "Clustered Column", "100% Stacked Column", or "Pie" chart in Powerpoint or To create a correct "100% Stacked Column" chart, choose the chart then click "Switch Row/Column" (PC

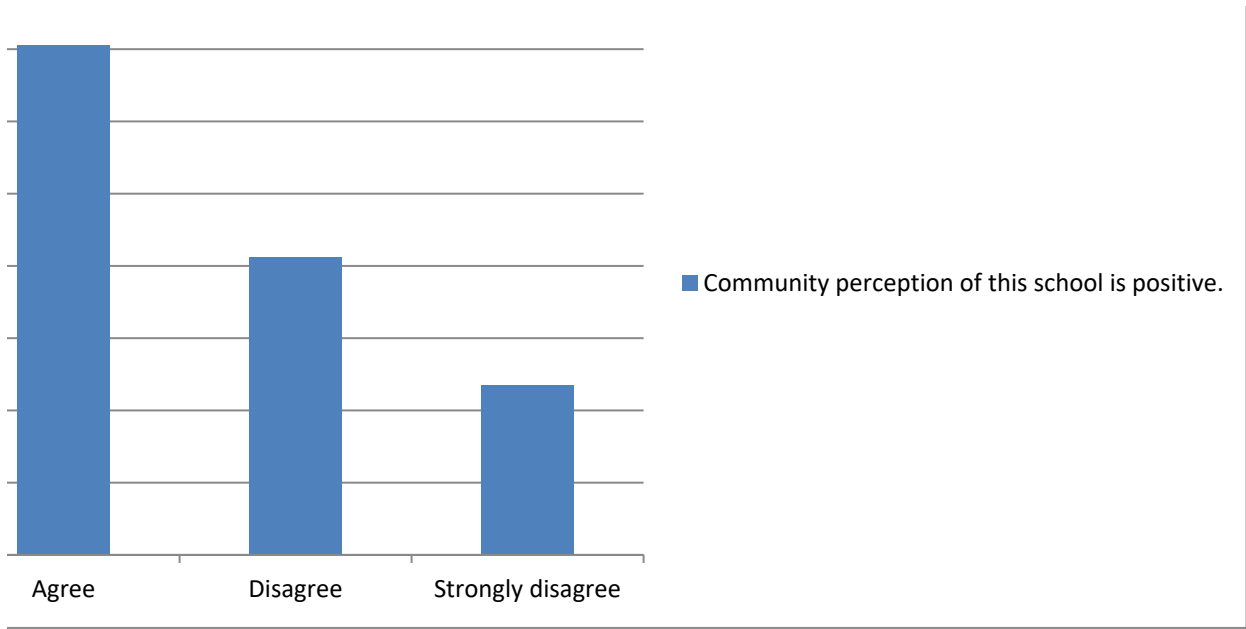
Count	Community	Percent
Strongly ag	11	Strongly ag 32.4%
Agree	12	Agree 35.3%
Disagree	7	Disagree 20.6%
Strongly di:	4	Strongly di: 11.8%





· Excel, to change the chart type.
C) or "Switch Plot" (Mac) in the chart tools





Summary of This school or local education agency (district/charter) provides training in safety procedur

Categorical Summary

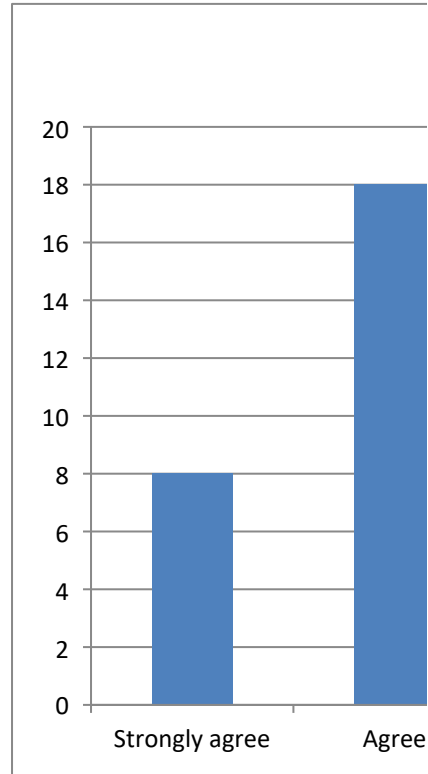
Sample Size Number of Distinct Categories

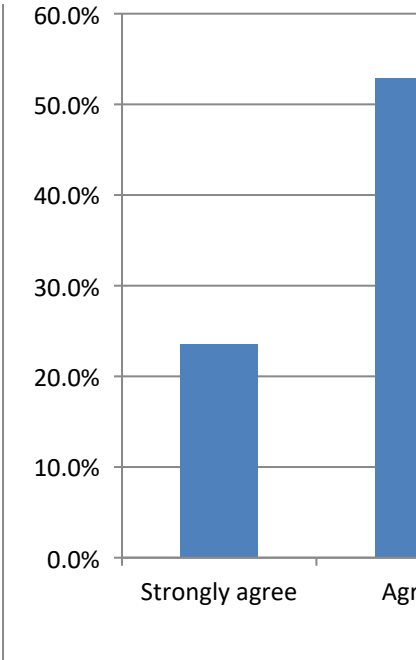
34 of 34 5

This school	Count	Percent of	Confidence Interval (Percent of Data)
Strongly ag	8	23.5%	12.4% to 40.0%
Agree	18	52.9%	36.7% to 68.5%
Disagree	1	2.9%	0.5% to 14.9%
Strongly di:	1	2.9%	0.5% to 14.9%
I don't know	6	17.6%	8.3% to 33.5%

Select a chart and choose "Clustered Column", "100% Stacked Column", or "Pie" chart in Powerpoint or To create a correct "100% Stacked Column" chart, choose the chart then click "Switch Row/Column" (PC

Count	This school	Percent	This school or local education agency (district/charter) pr
Strongly ag	8	Strongly ag	23.5%
Agree	18	Agree	52.9%
Disagree	1	Disagree	2.9%
Strongly di:	1	Strongly di:	2.9%
I don't know	6	I don't know	17.6%

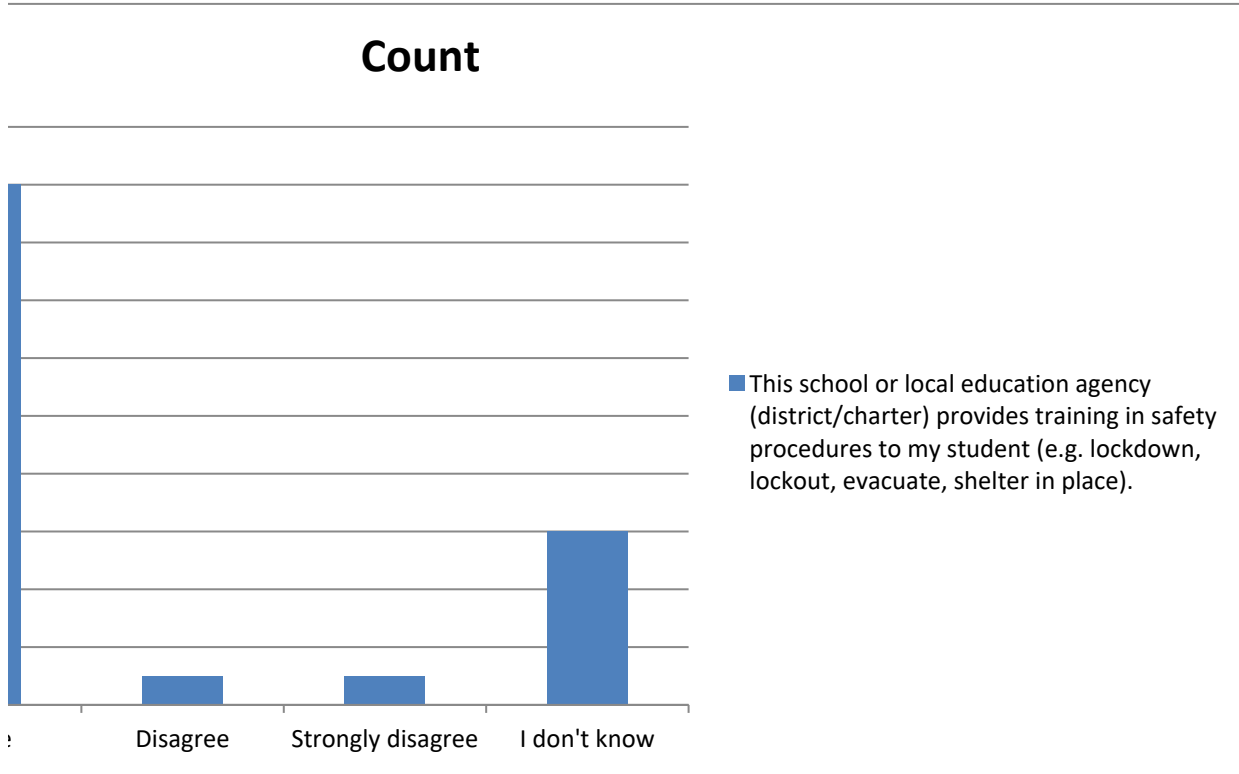


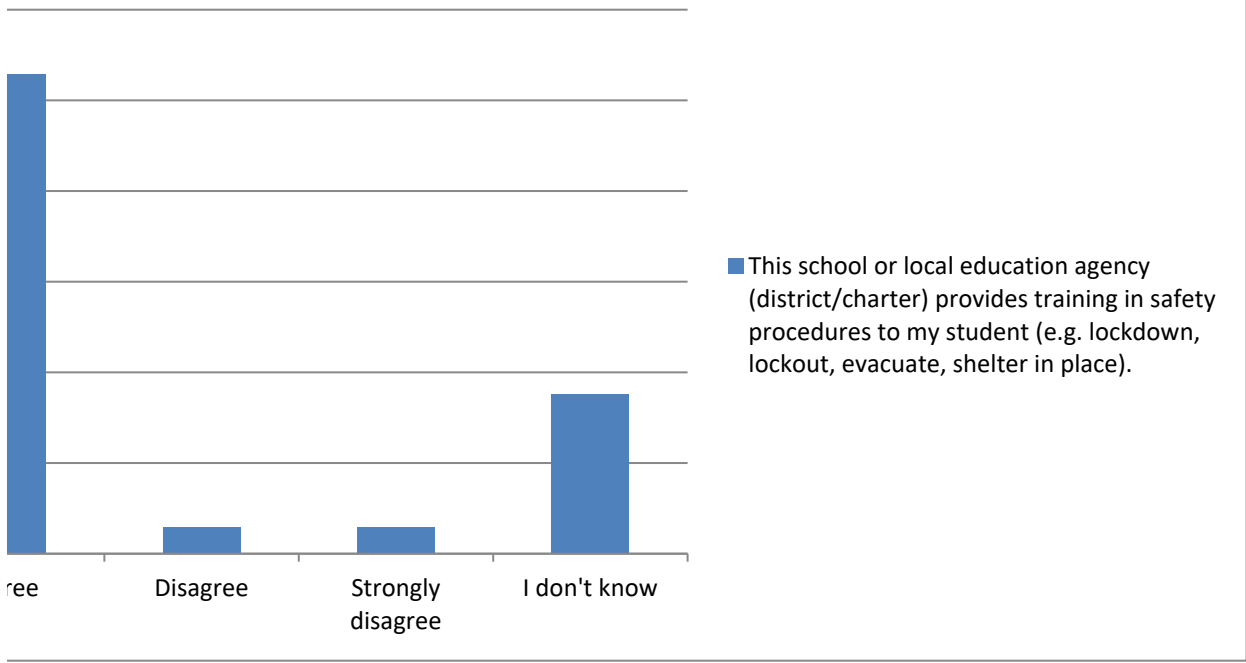


es to my student (e.g. lockdown, lockout, evacuate, shelter in place).

· Excel, to change the chart type.
C) or "Switch Plot" (Mac) in the chart tools

rovides training in safety procedures to my student (e.g. lockdown, lockout, evacuate, shelter in place).





Summary of This school notifies parents or guardians effectively in the case of a school-wide emergency

Categorical Summary

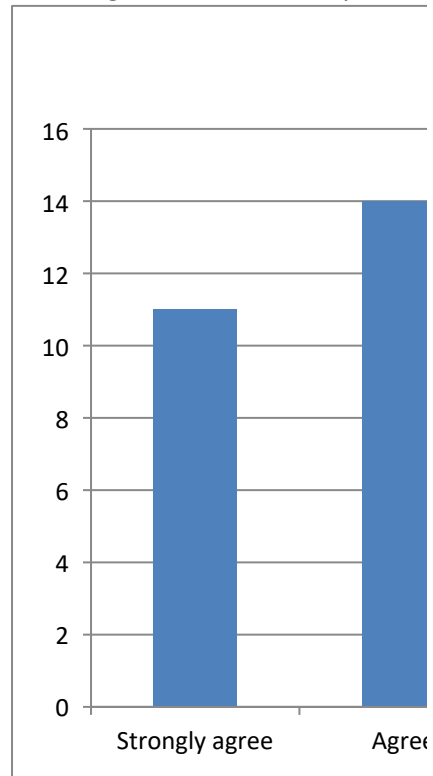
Sample Size Number of Distinct Categories

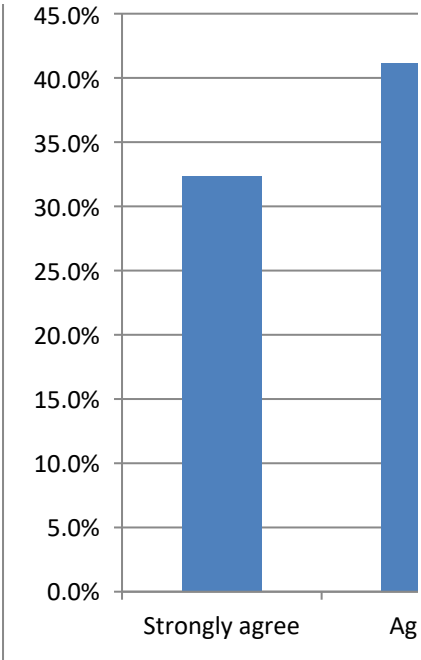
34 of 34 5

This school	Count	Percent of	Confidence Interval (Percent of Data)
Strongly ag	11	32.4%	19.1% to 49.2%
Agree	14	41.2%	26.4% to 57.8%
Disagree	4	11.8%	4.7% to 26.6%
Strongly di:	3	8.8%	3.0% to 23.0%
I don't know	2	5.9%	1.6% to 19.1%

Select a chart and choose "Clustered Column", "100% Stacked Column", or "Pie" chart in Powerpoint or To create a correct "100% Stacked Column" chart, choose the chart then click "Switch Row/Column" (PC

Count	This school	Percent	This school notifies parents or guardians effectively in the
Strongly ag	11	Strongly ag	32.4%
Agree	14	Agree	41.2%
Disagree	4	Disagree	11.8%
Strongly di:	3	Strongly di:	8.8%
I don't know	2	I don't know	5.9%

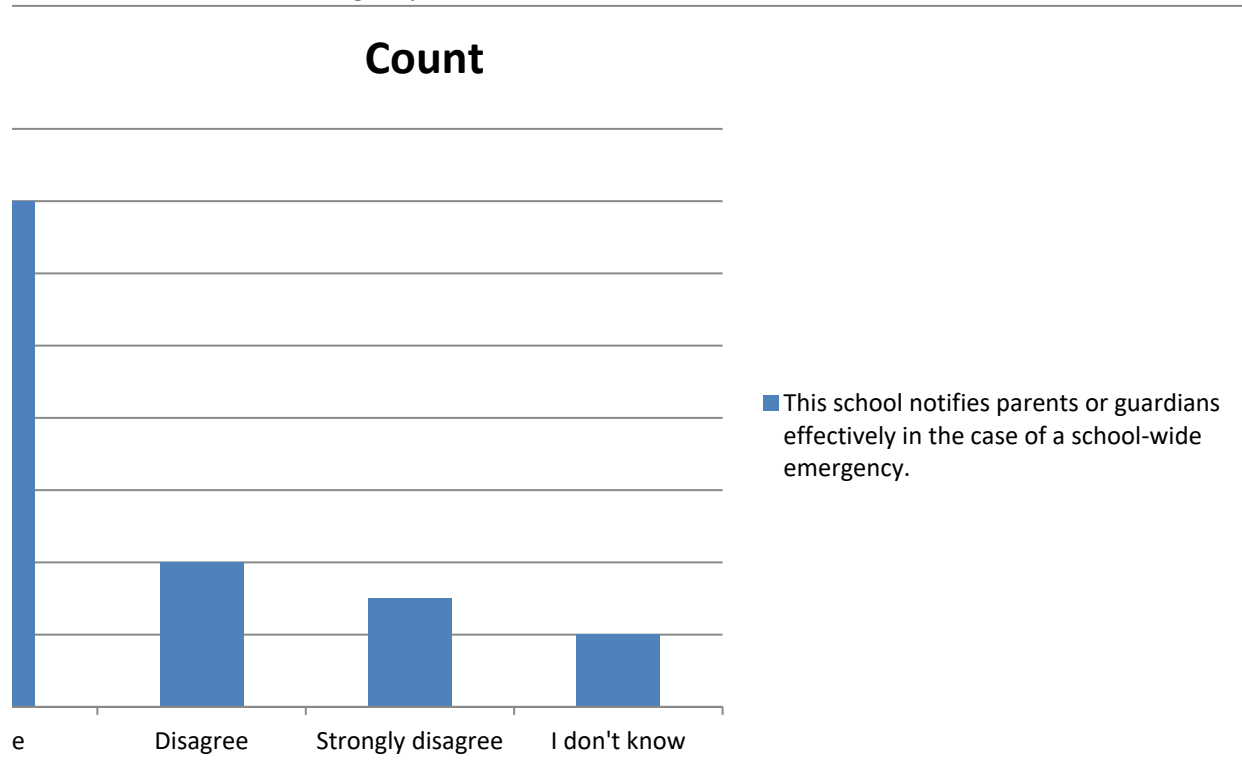


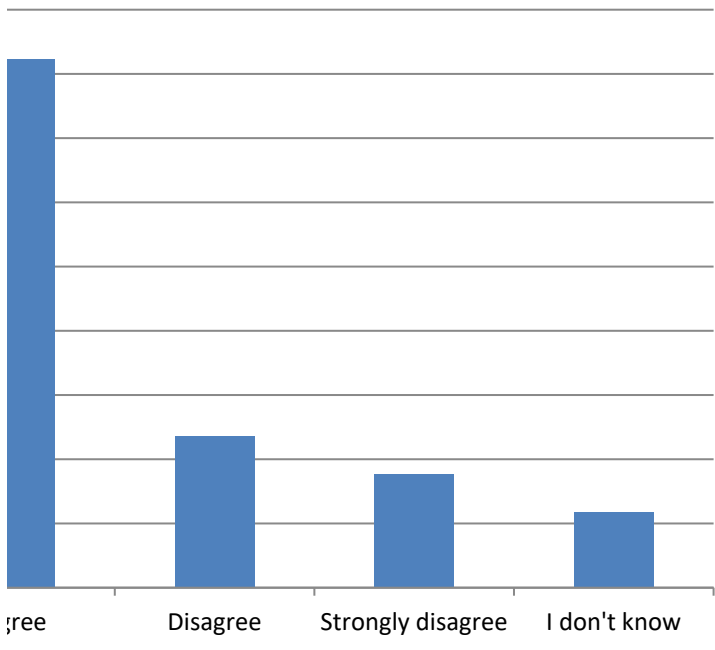


y.

· Excel, to change the chart type.
C) or "Switch Plot" (Mac) in the chart tools

case of a school-wide emergency.





■ This school notifies parents or guardians effectively in the case of a school-wide emergency.

Summary of School rules are applied equally to all students.

Categorical Summary

Sample Size Number of Distinct Categories

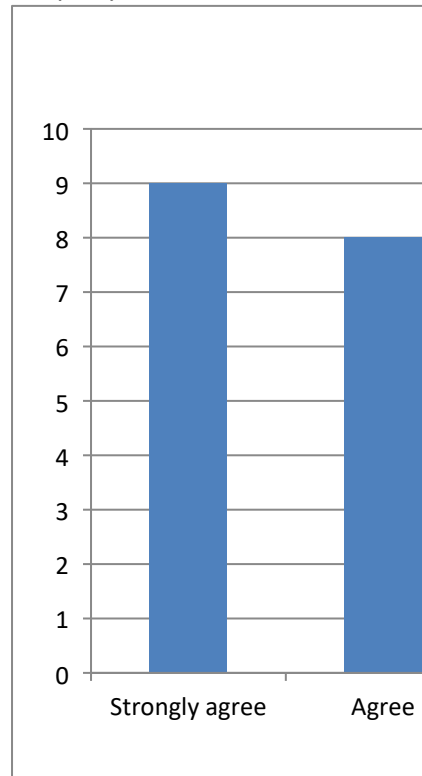
34 of 34 5

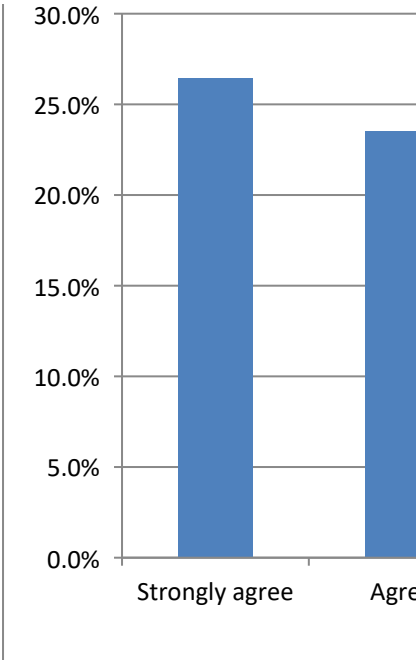
School rule	Count	Percent of	Confidence Interval (Percent of Data)
Strongly ag	9	26.5%	14.6% to 43.1%
Agree	8	23.5%	12.4% to 40.0%
Disagree	8	23.5%	12.4% to 40.0%
Strongly di:	7	20.6%	10.3% to 36.8%
I don't know	2	5.9%	1.6% to 19.1%

Select a chart and choose "Clustered Column", "100% Stacked Column", or "Pie" chart in Powerpoint or To create a correct "100% Stacked Column" chart, choose the chart then click "Switch Row/Column" (PC

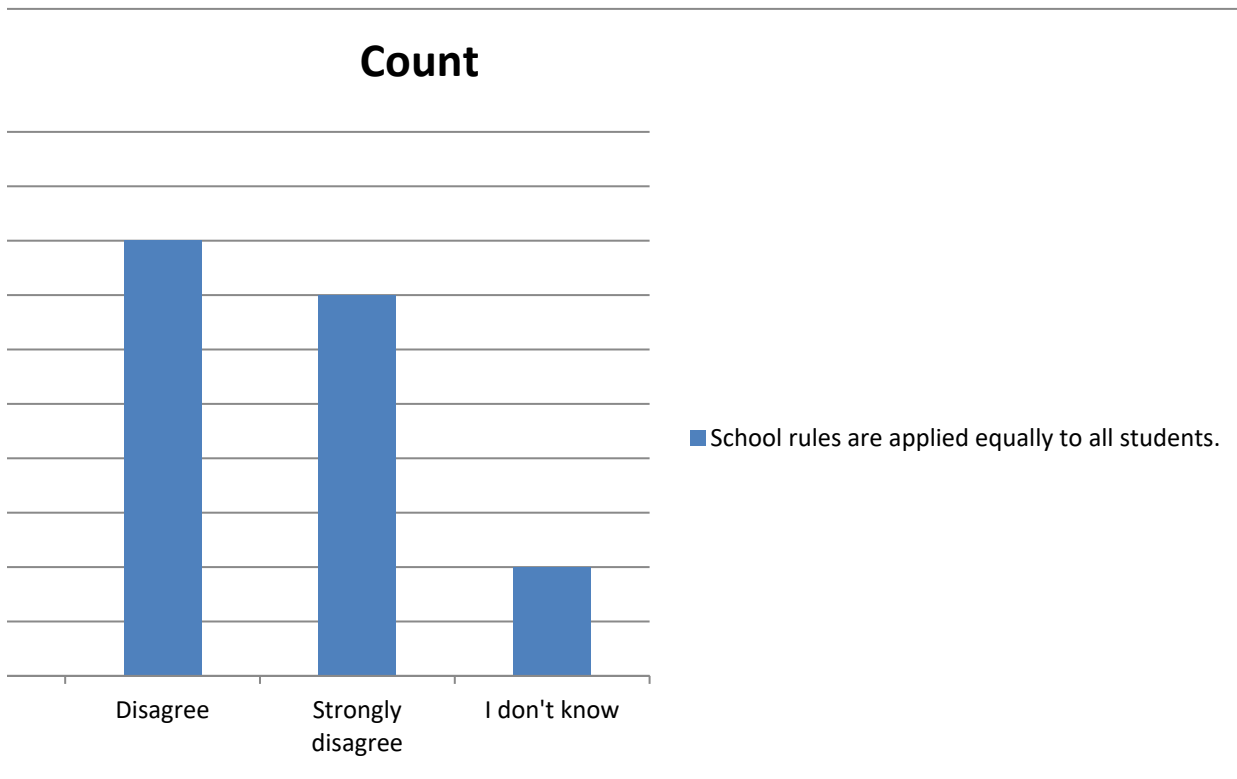
Count	School rule	Percent
9	Strongly ag	26.5%
8	Agree	23.5%
8	Disagree	23.5%
7	Strongly di:	20.6%
2	I don't know	5.9%

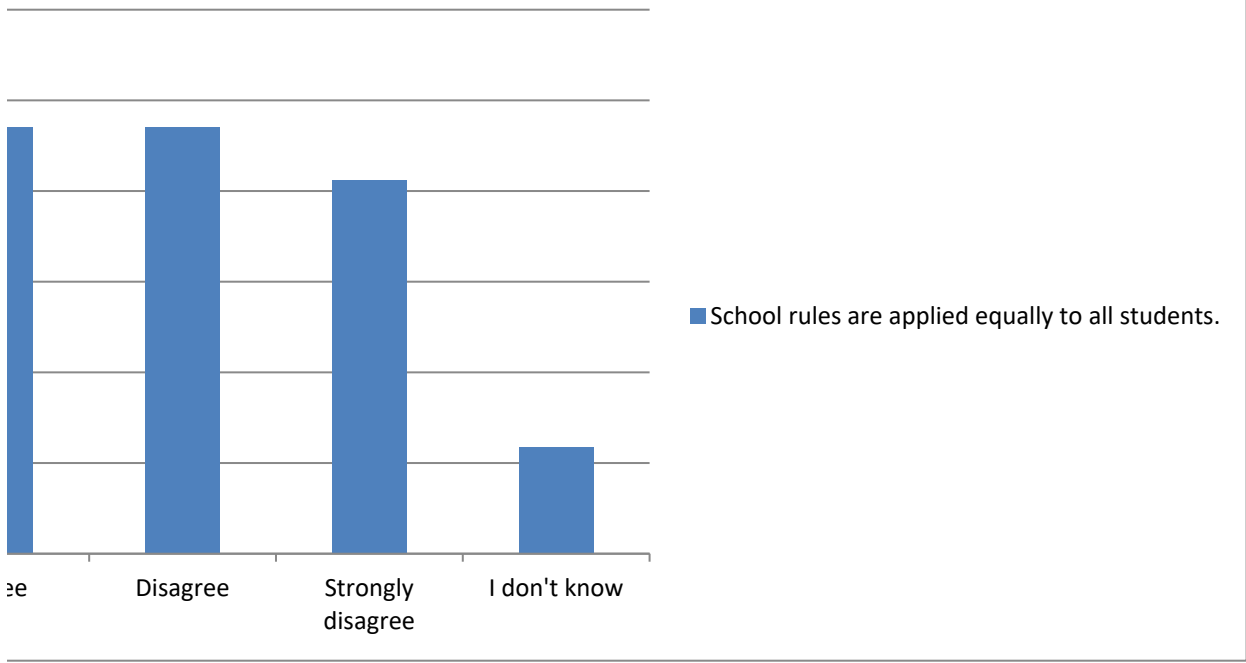
School rules are applied equally to all students.





· Excel, to change the chart type.
C) or "Switch Plot" (Mac) in the chart tools





Summary of Students are recognized for positive behaviors at their school.

Categorical Summary

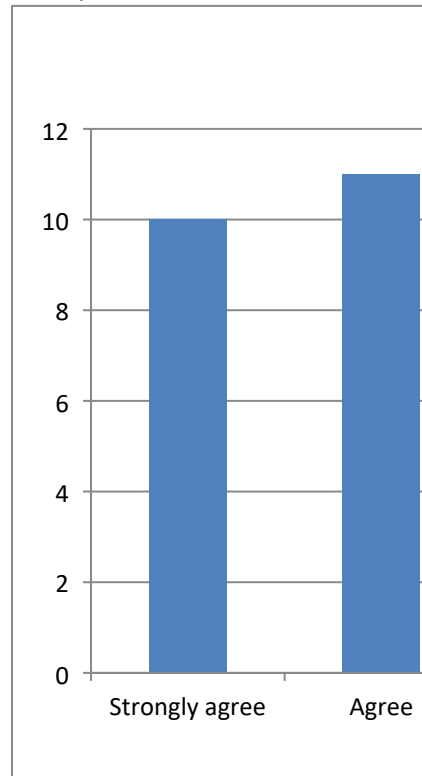
Sample Size Number of Distinct Categories

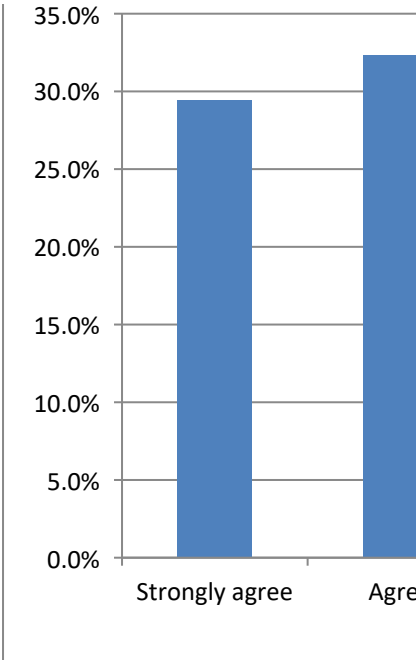
34 of 34 5

Students at Count	Percent of	Confidence Interval (Percent of Data)
Strongly ag	10	29.4% 16.8% to 46.2%
Agree	11	32.4% 19.1% to 49.2%
Disagree	6	17.6% 8.3% to 33.5%
Strongly di:	2	5.9% 1.6% to 19.1%
I don't know	5	14.7% 6.4% to 30.1%

Select a chart and choose "Clustered Column", "100% Stacked Column", or "Pie" chart in Powerpoint or To create a correct "100% Stacked Column" chart, choose the chart then click "Switch Row/Column" (PC

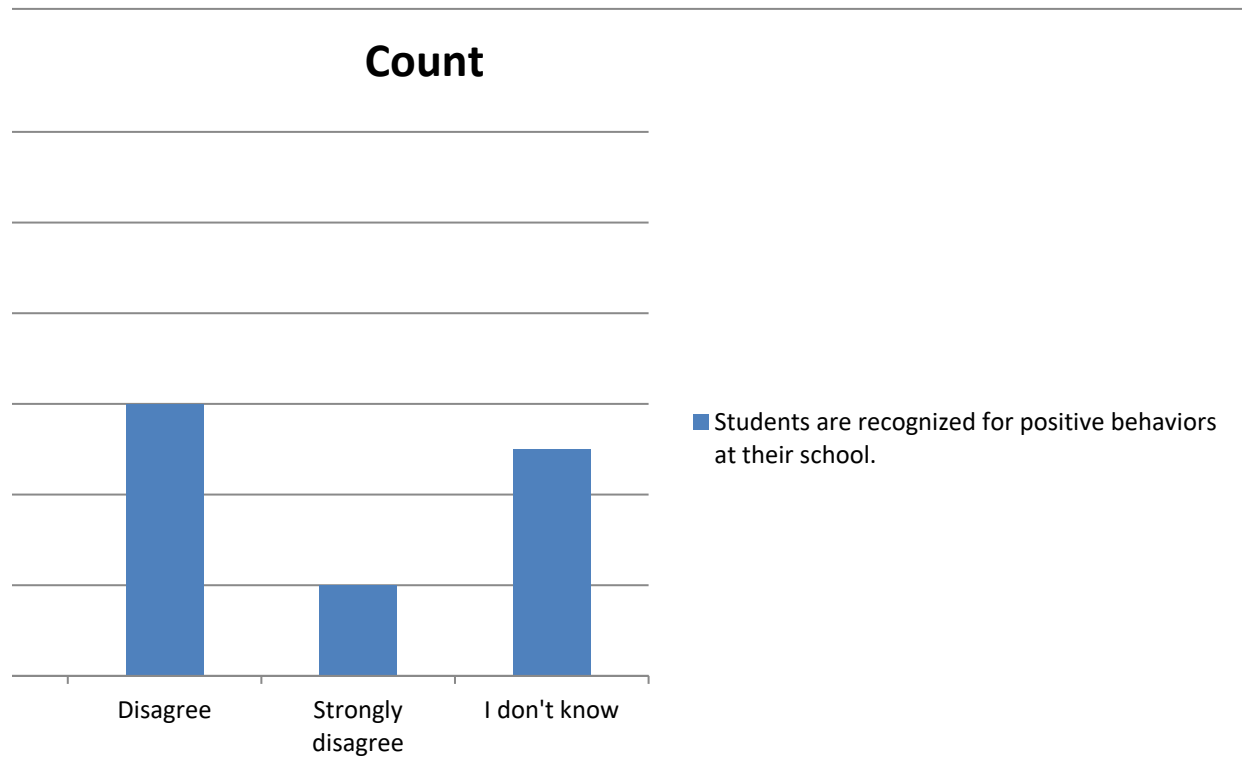
Count	Students at	Percent	Students are recognized for positive behaviors at their scl
Strongly ag	10	Strongly ag	29.4%
Agree	11	Agree	32.4%
Disagree	6	Disagree	17.6%
Strongly di:	2	Strongly di:	5.9%
I don't know	5	I don't know	14.7%

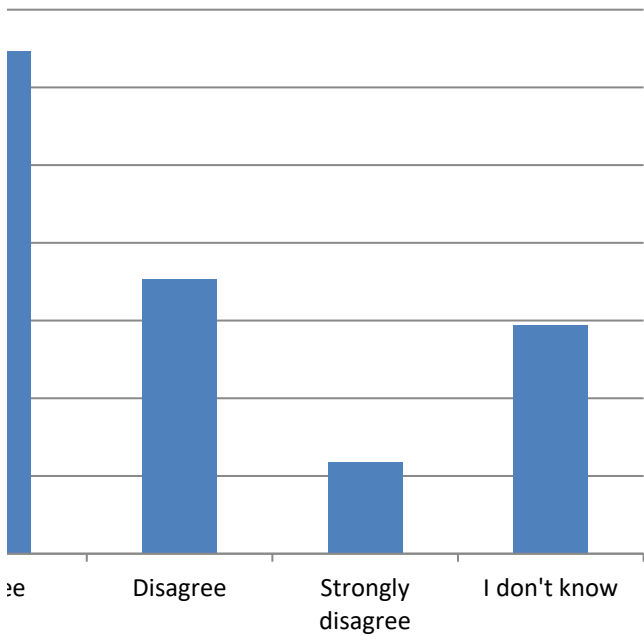




· Excel, to change the chart type.
C) or "Switch Plot" (Mac) in the chart tools

hool.





■ Students are recognized for positive behaviors at their school.

Summary of My student learns about healthy relationships and communication at school.

Categorical Summary

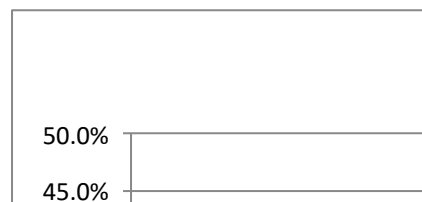
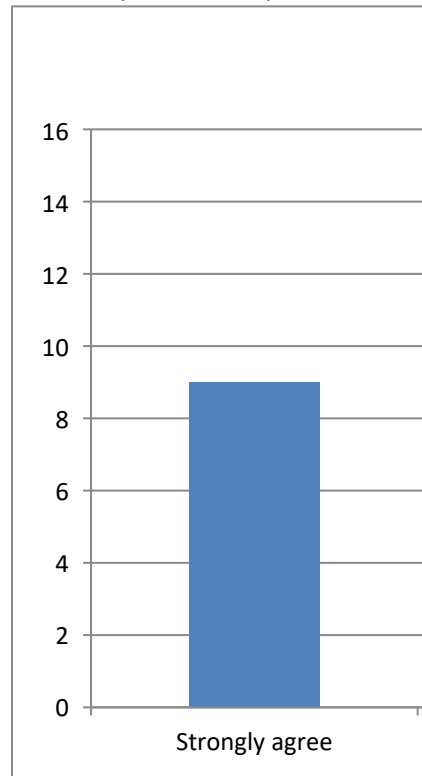
Sample Size Number of Distinct Categories

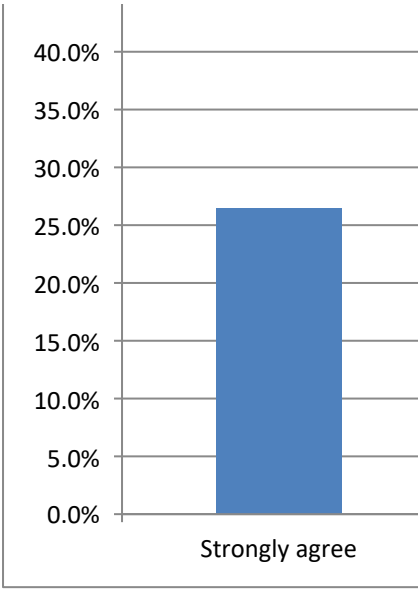
34 of 34 3

My student	Count	Percent of	Confidence Interval (Percent of Data)
Strongly ag	9	26.5%	14.6% to 43.1%
Agree	15	44.1%	28.9% to 60.5%
Disagree	10	29.4%	16.8% to 46.2%

Select a chart and choose "Clustered Column", "100% Stacked Column", or "Pie" chart in Powerpoint or To create a correct "100% Stacked Column" chart, choose the chart then click "Switch Row/Column" (PC


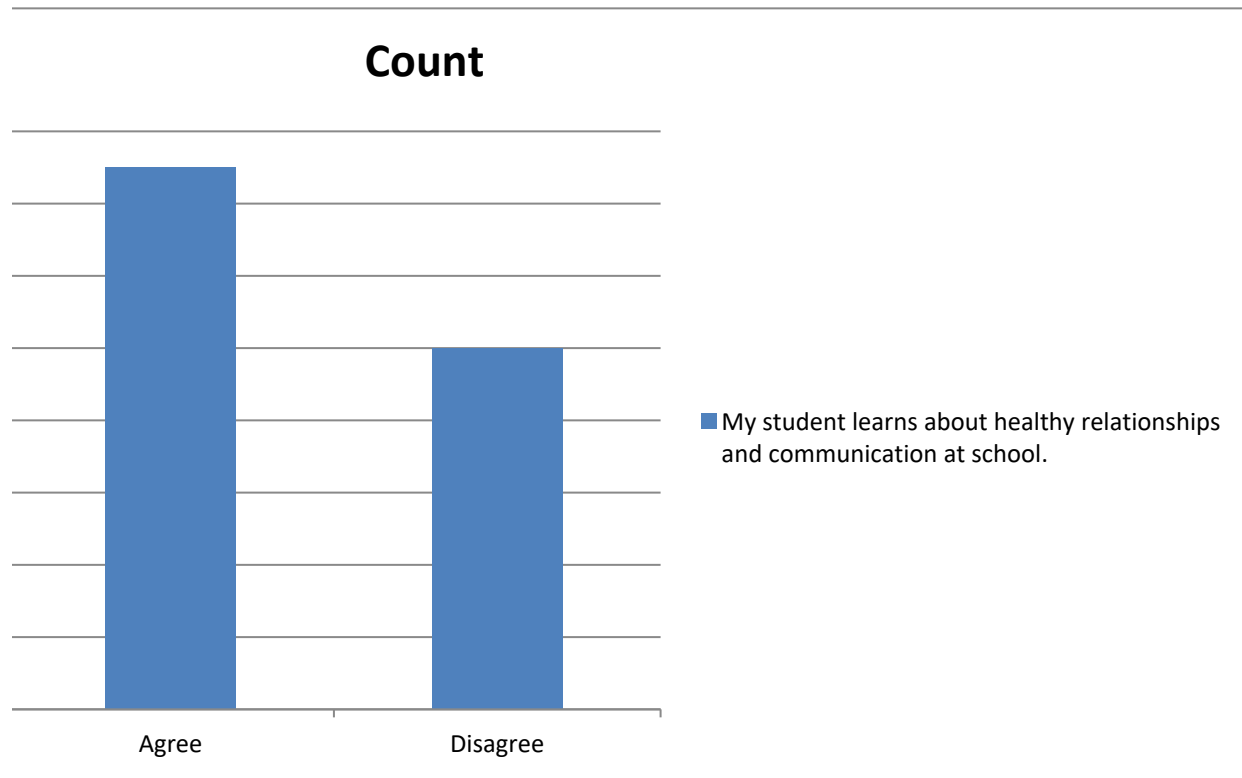
Count	My student	Percent	My student learns about healthy relationships and comm
Strongly ag	9	Strongly ag 26.5%	
Agree	15	Agree 44.1%	
Disagree	10	Disagree 29.4%	

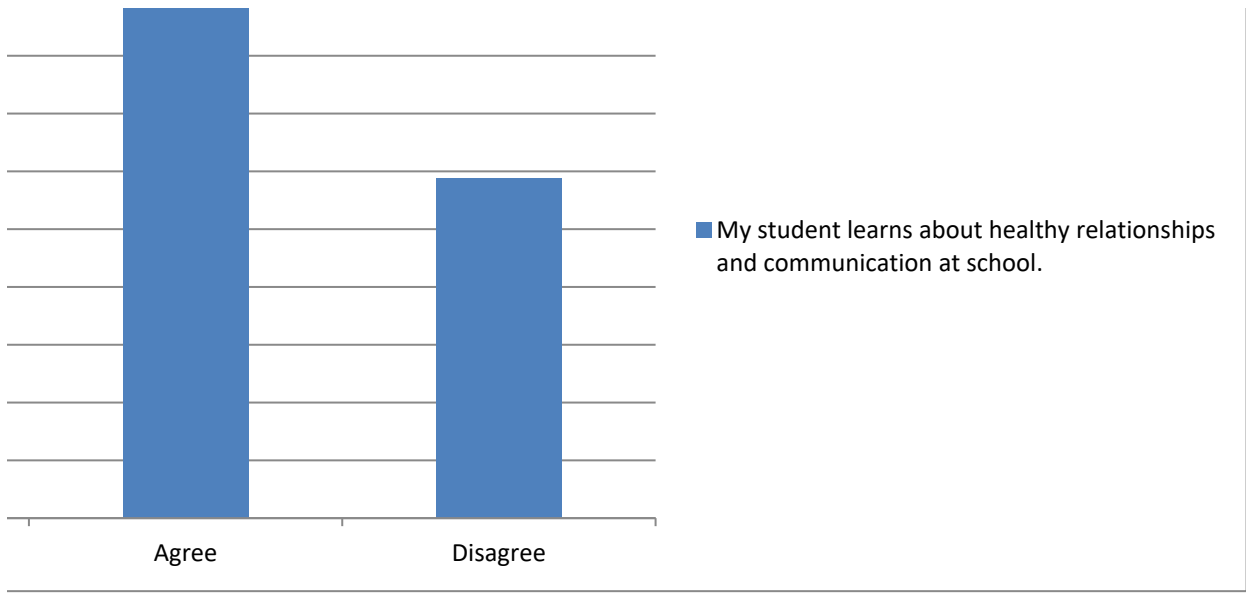




· Excel, to change the chart type.
C) or "Switch Plot" (Mac) in the chart tools

unication at school.





Summary of At this school, my student feels like they belong.

Categorical Summary


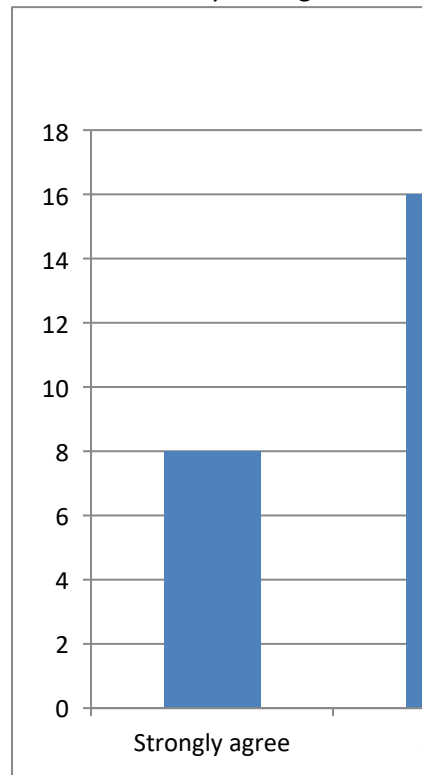
Sample Size Number of Distinct Categories

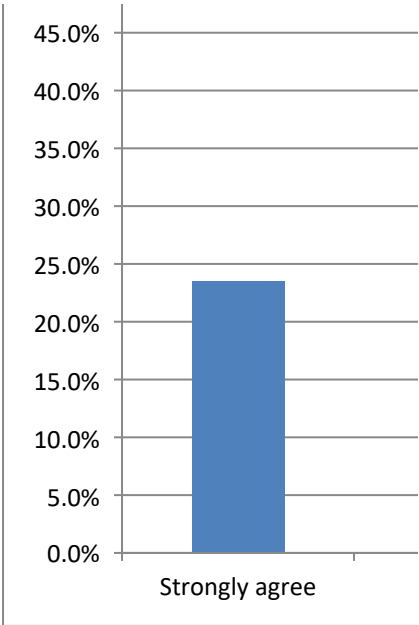
34 of 34 4

At this schc	Count	Percent of	Confidence Interval (Percent of Data)
Strongly ag	8	23.5%	12.4% to 40.0%
Agree	16	47.1%	31.5% to 63.3%
Disagree	9	26.5%	14.6% to 43.1%
Strongly di:	1	2.9%	0.5% to 14.9%

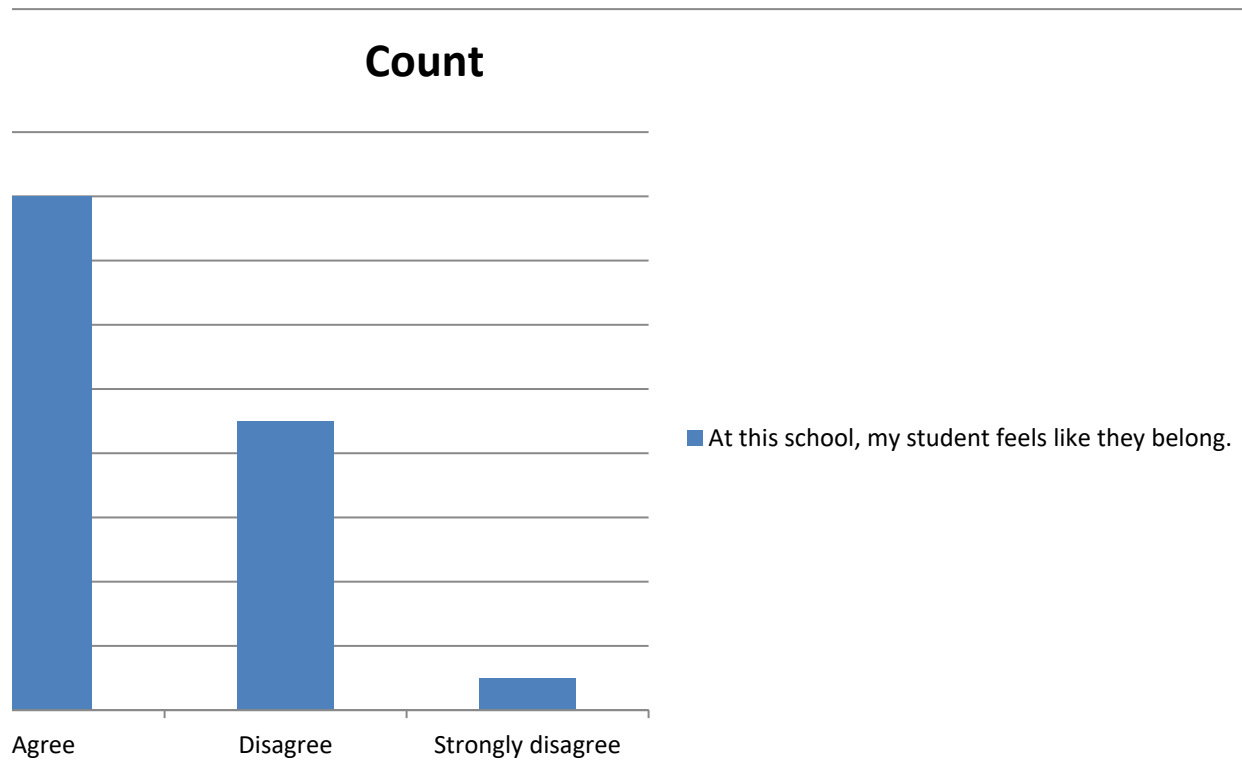
Select a chart and choose "Clustered Column", "100% Stacked Column", or "Pie" chart in Powerpoint or To create a correct "100% Stacked Column" chart, choose the chart then click "Switch Row/Column" (PC

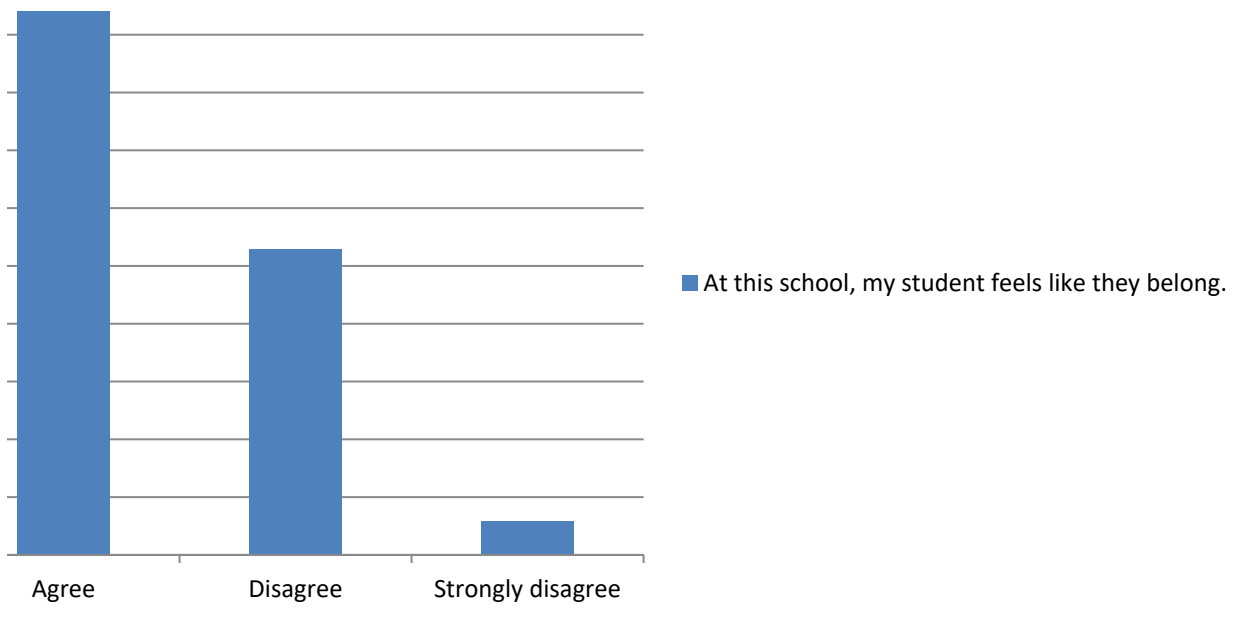
Count	At this schc	Percent	At this school, my student feels like they belong.
Strongly ag	8	Strongly ag 23.5%	
Agree	16	Agree 47.1%	
Disagree	9	Disagree 26.5%	
Strongly di:	1	Strongly di: 2.9%	





· Excel, to change the chart type.
C) or "Switch Plot" (Mac) in the chart tools





Summary of My student is safe at this school.

Categorical Summary

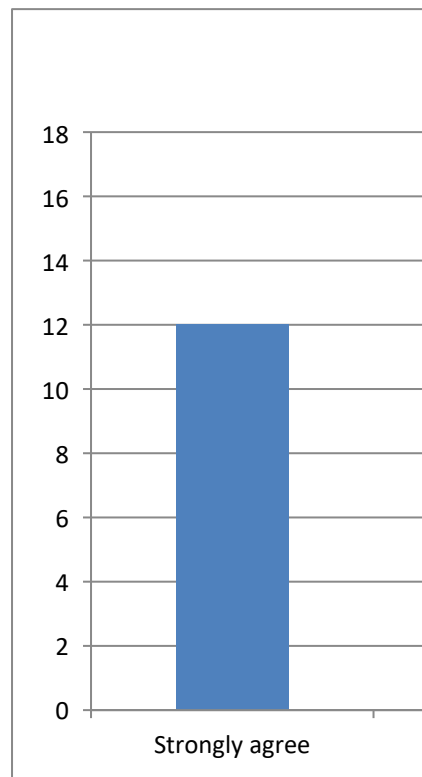
Sample Size Number of Distinct Categories

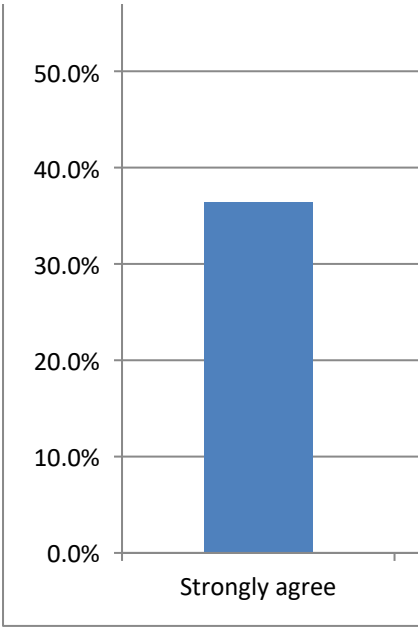
33 of 33 4

My student	Count	Percent of	Confidence Interval (Percent of Data)
Strongly ag	12	36.4%	22.2% to 53.4%
Agree	16	48.5%	32.5% to 64.8%
Disagree	4	12.1%	4.8% to 27.3%
Strongly di:	1	3.0%	0.5% to 15.3%


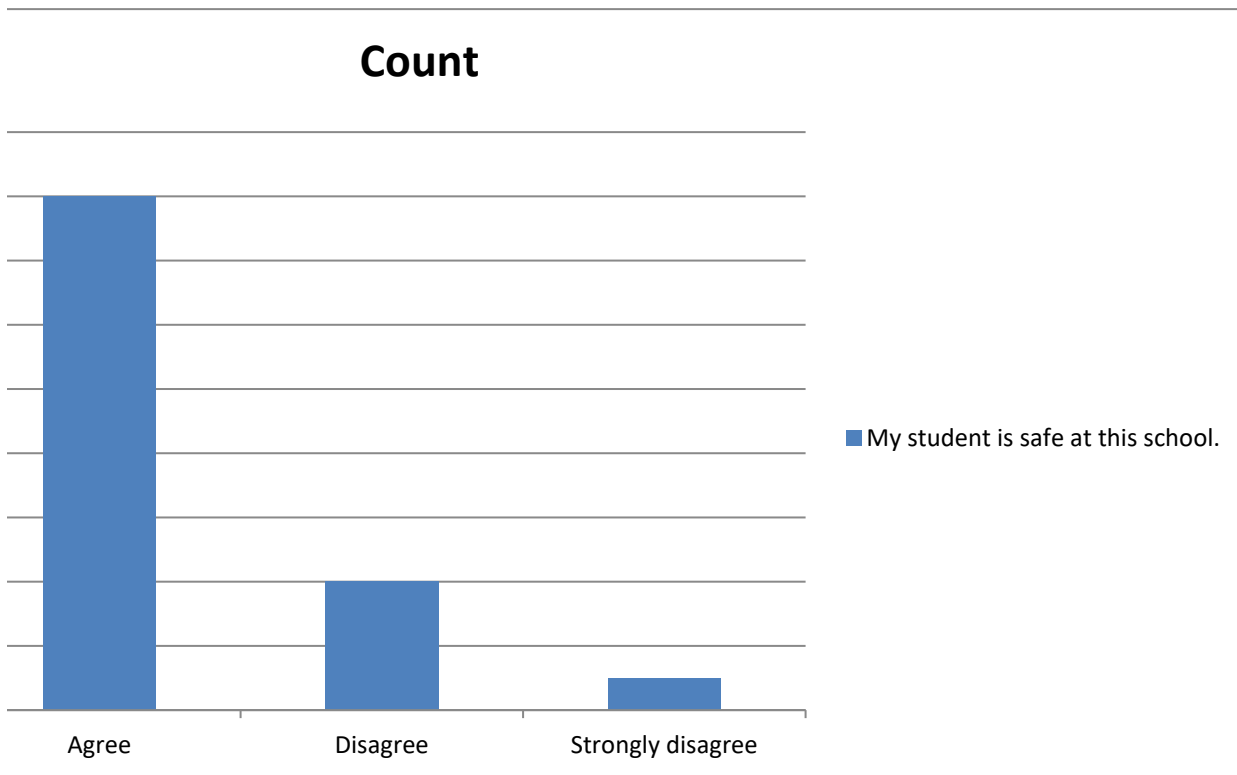
Select a chart and choose "Clustered Column", "100% Stacked Column", or "Pie" chart in Powerpoint or To create a correct "100% Stacked Column" chart, choose the chart then click "Switch Row/Column" (PC

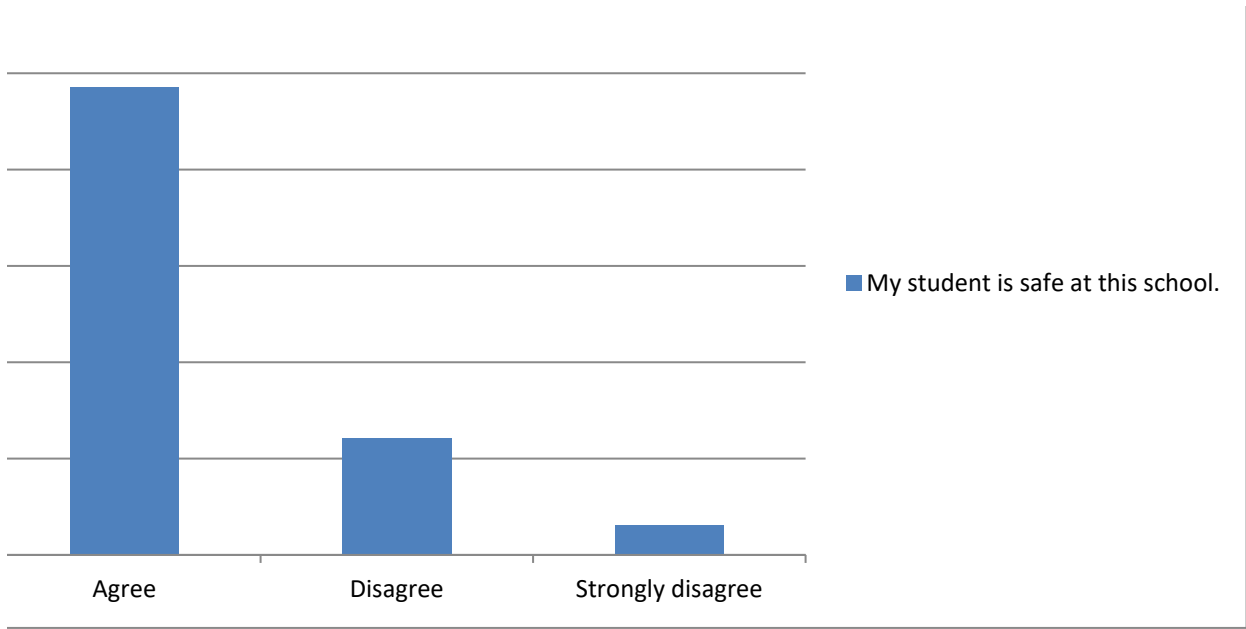
Count	My student	Percent	My student is safe at this school.
Strongly ag	12	Strongly ag 36.4%	
Agree	16	Agree 48.5%	
Disagree	4	Disagree 12.1%	
Strongly di:	1	Strongly di: 3.0%	





· Excel, to change the chart type.
C) or "Switch Plot" (Mac) in the chart tools





Summary of My student feels safe going to and from school.

Categorical Summary

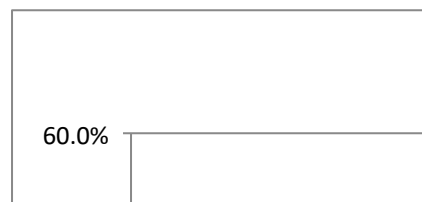
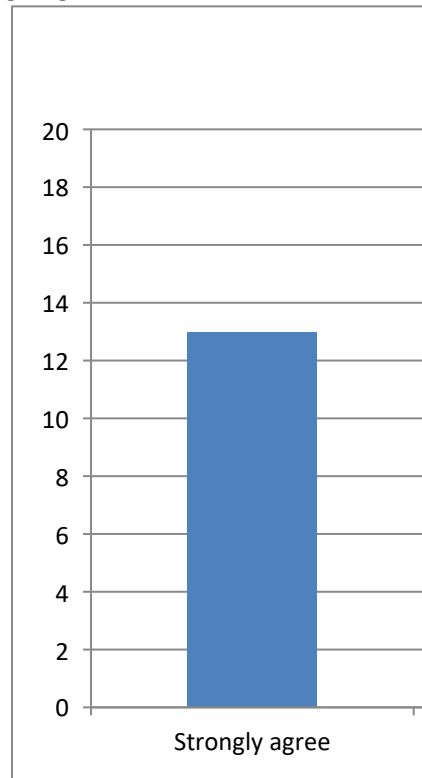
Sample Size Number of Distinct Categories

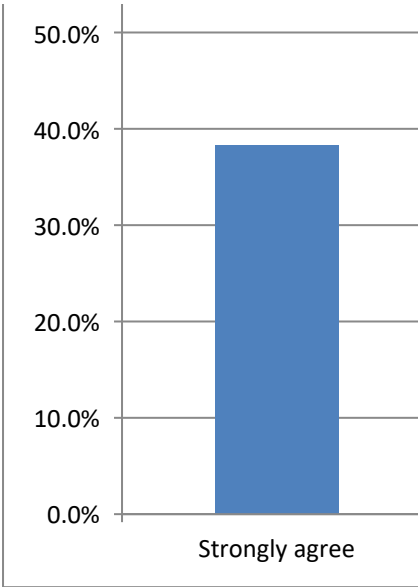
34 of 34 3

My student	Count	Percent of	Confidence Interval (Percent of Data)
Strongly ag	13	38.2%	23.9% to 55.0%
Agree	18	52.9%	36.7% to 68.5%
Disagree	3	8.8%	3.0% to 23.0%


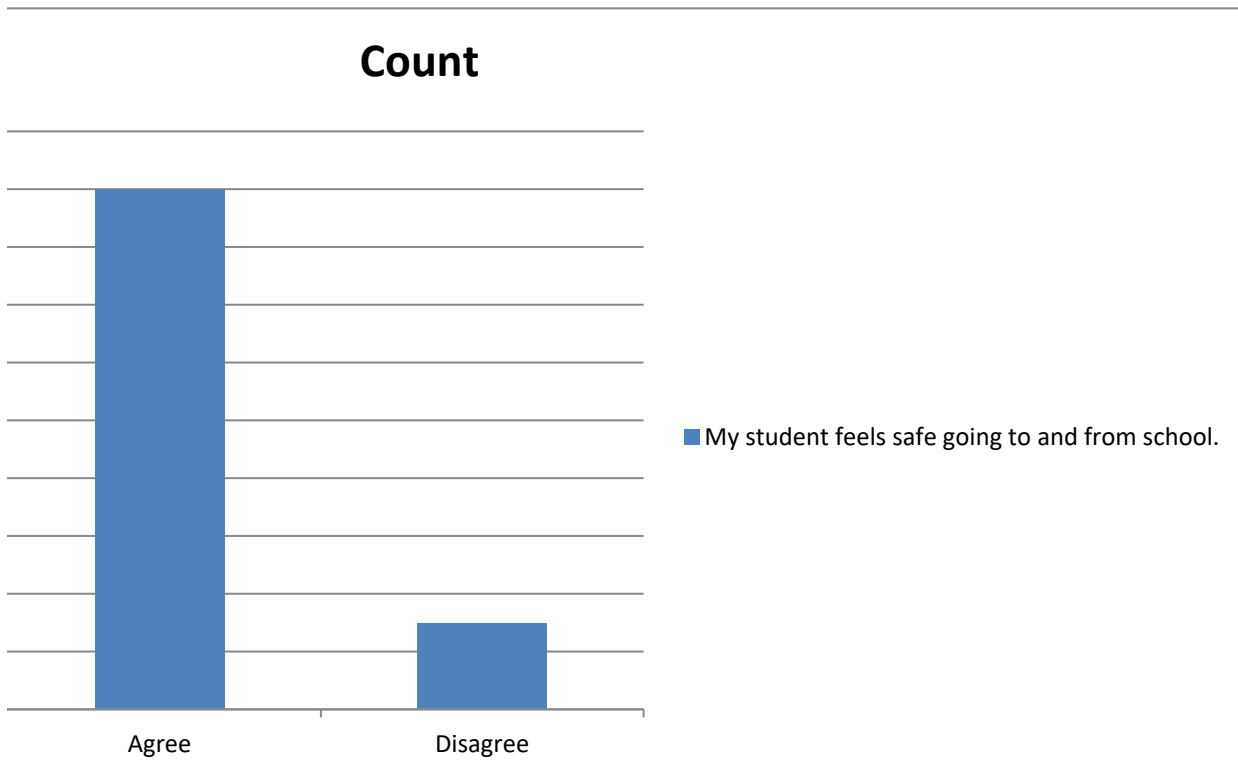
Select a chart and choose "Clustered Column", "100% Stacked Column", or "Pie" chart in Powerpoint or To create a correct "100% Stacked Column" chart, choose the chart then click "Switch Row/Column" (PC

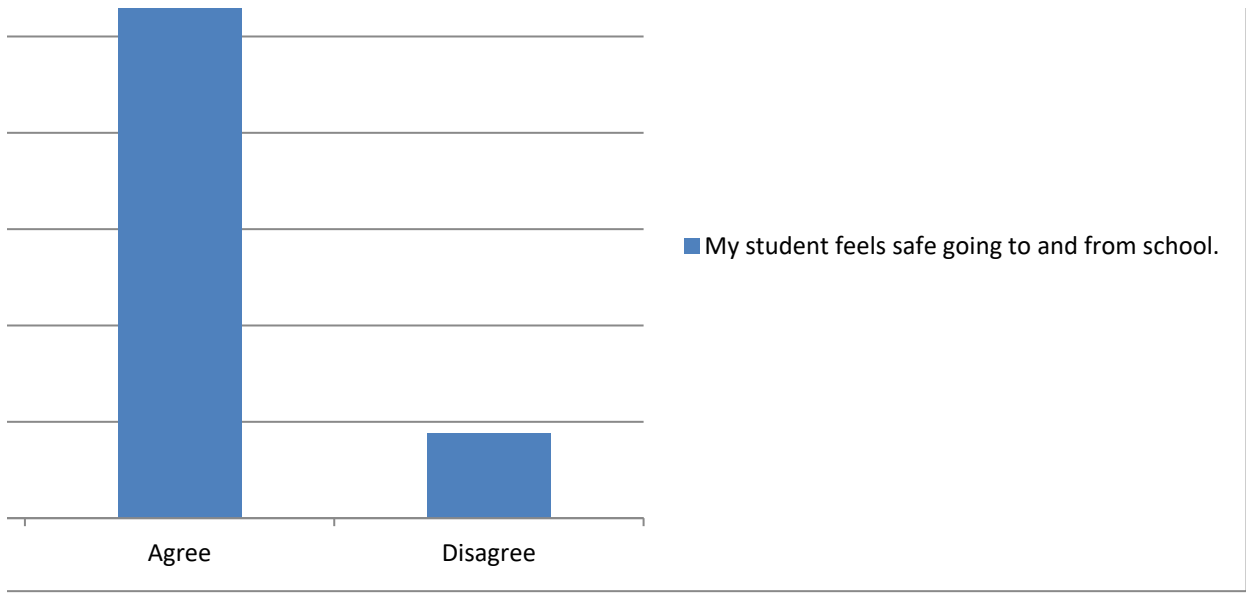
Count	My student	Percent	My student feels safe going to and from school.
Strongly ag	13	Strongly ag	38.2%
Agree	18	Agree	52.9%
Disagree	3	Disagree	8.8%





· Excel, to change the chart type.
C) or "Switch Plot" (Mac) in the chart tools





Summary of Adults at my student's school do their best to resolve bullying.

Categorical Summary


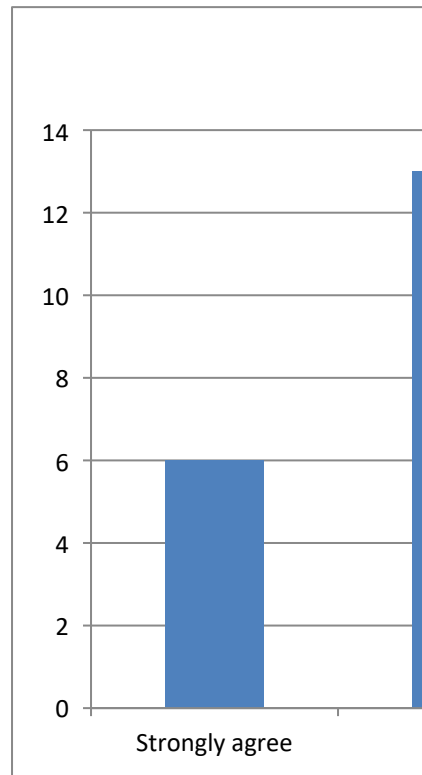
Sample Size Number of Distinct Categories

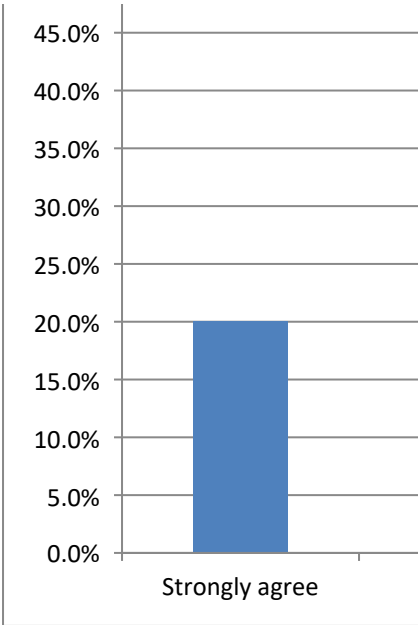
30 of 30 4

Adults at m	Count	Percent of	Confidence Interval (Percent of Data)
Strongly ag	6	20.0%	9.5% to 37.3%
Agree	13	43.3%	27.4% to 60.8%
Disagree	6	20.0%	9.5% to 37.3%
Strongly di:	5	16.7%	7.3% to 33.6%

Select a chart and choose "Clustered Column", "100% Stacked Column", or "Pie" chart in Powerpoint or To create a correct "100% Stacked Column" chart, choose the chart then click "Switch Row/Column" (PC


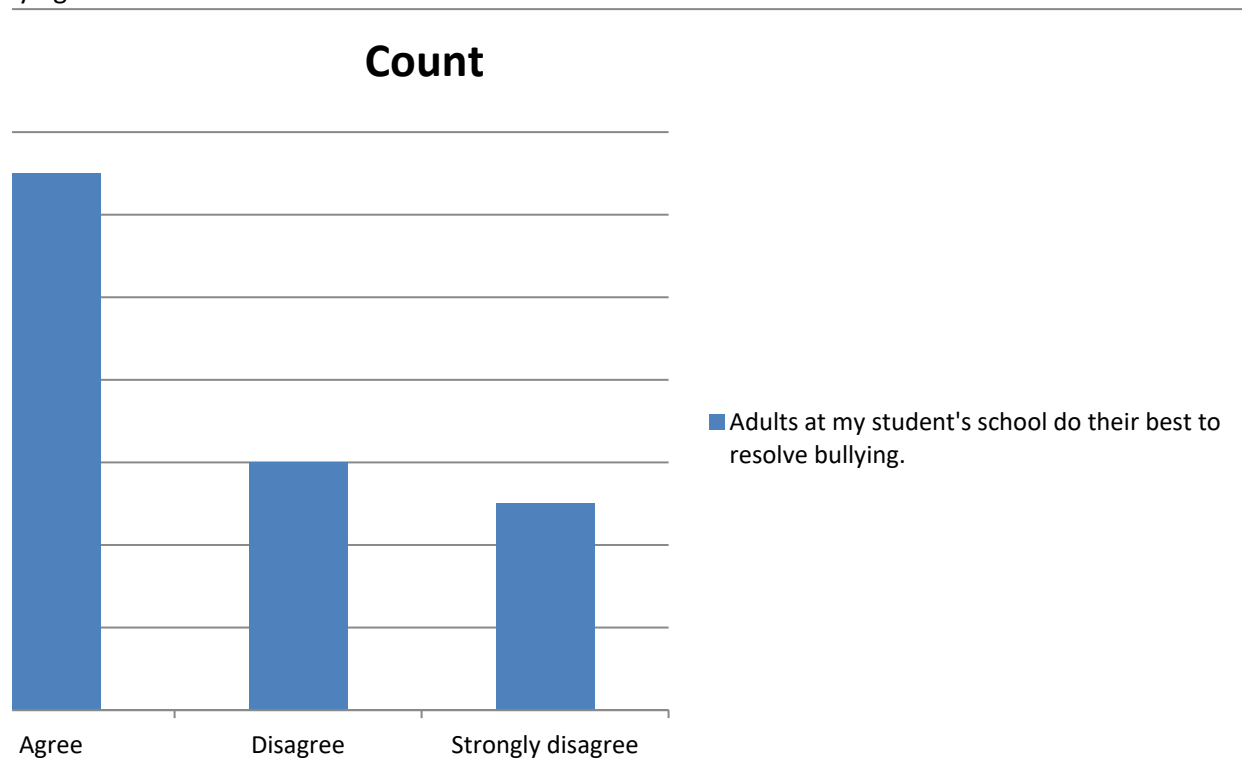
Count	Adults at m	Percent	Adults at my student's school do their best to resolve bull
Strongly ag	6	Strongly ag 20.0%	
Agree	13	Agree 43.3%	
Disagree	6	Disagree 20.0%	
Strongly di:	5	Strongly di: 16.7%	

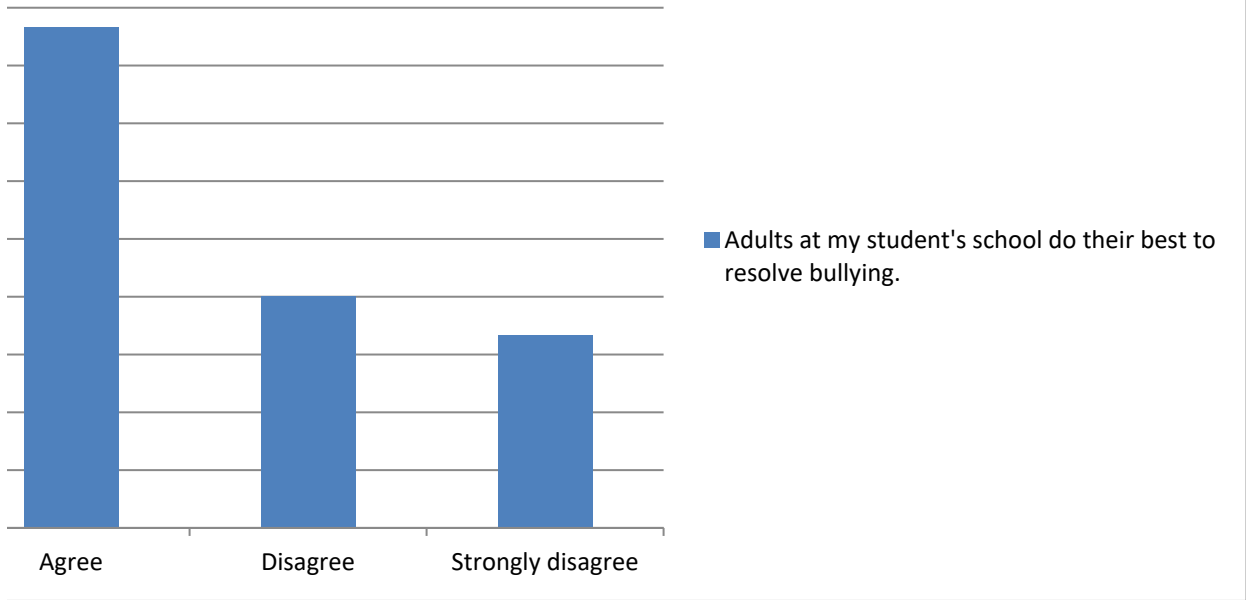




· Excel, to change the chart type.
C) or "Switch Plot" (Mac) in the chart tools

lying.





Summary of My student's school has an anti-bullying policy.

Categorical Summary

Sample Size Number of Distinct Categories

25 of 25 2

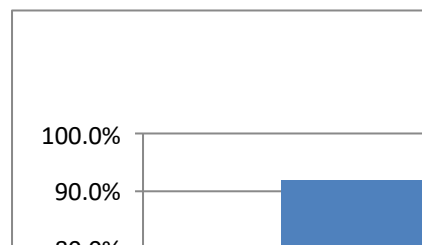

My student Count Percent of Confidence Interval (Percent of Data)

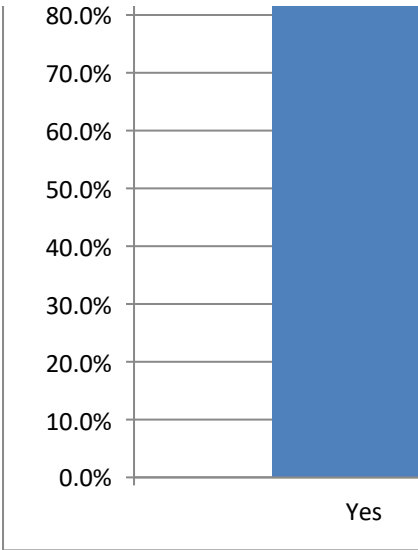
Yes 23 92.0% 75.0% to 97.8%

No 2 8.0% 2.2% to 25.0%


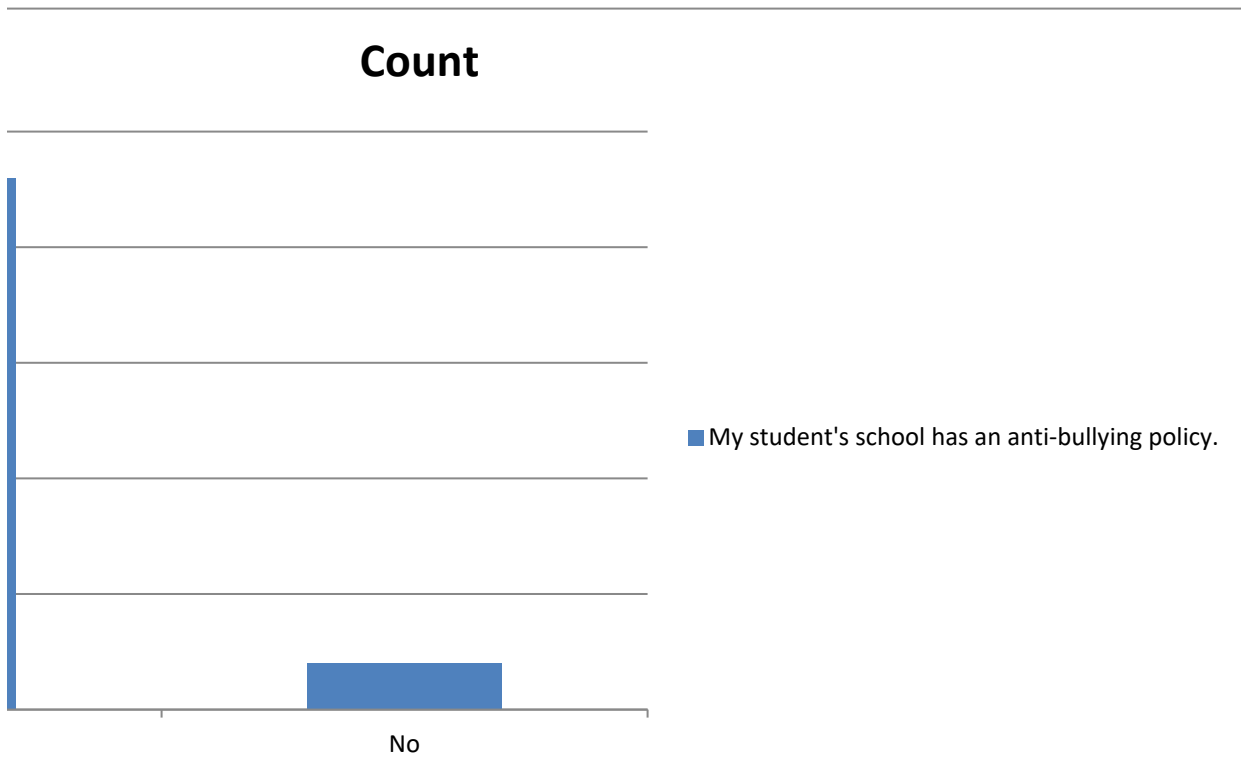
Select a chart and choose "Clustered Column", "100% Stacked Column", or "Pie" chart in Powerpoint or To create a correct "100% Stacked Column" chart, choose the chart then click "Switch Row/Column" (PC

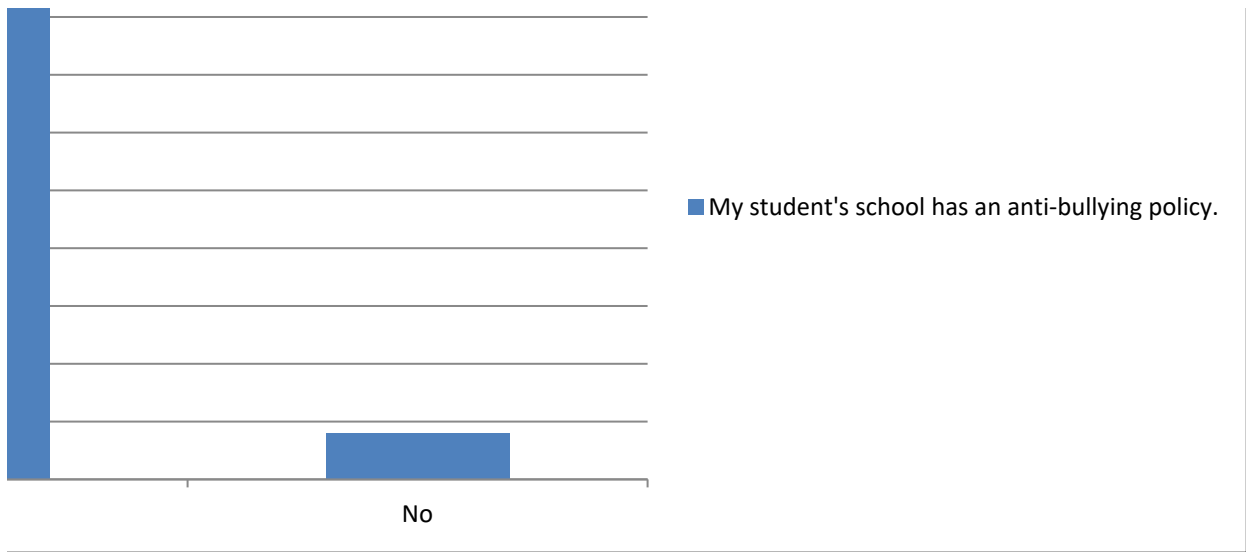
Count	My student	Percent	My student's school has an anti-bullying policy.
Yes	23	92.0%	Yes
No	2	8.0%	No





Excel, to change the chart type.
C) or "Switch Plot" (Mac) in the chart tools





Summary of I understand the difference between bullying and natural conflict.



Categorical Summary

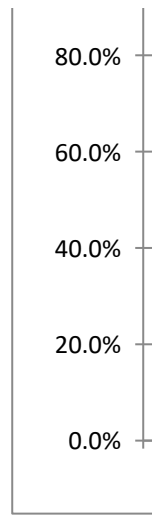
Sample Size	Average	Median	Number of Distinct Categories
34 of 34		2	2
			1

Recode	I understand	Count	Percent of	Confidence Interval (Percent of Data)
2	Yes	34	100.0%	89.8% to 100.0%

Select a chart and choose "Clustered Column", "100% Stacked Column", or "Pie" chart in Powerpoint or To create a correct "100% Stacked Column" chart, choose the chart then click "Switch Row/Column" (PC

Recode	Count	I understand	Percent	I understand the difference between
2	Yes	34	Yes	100.0%

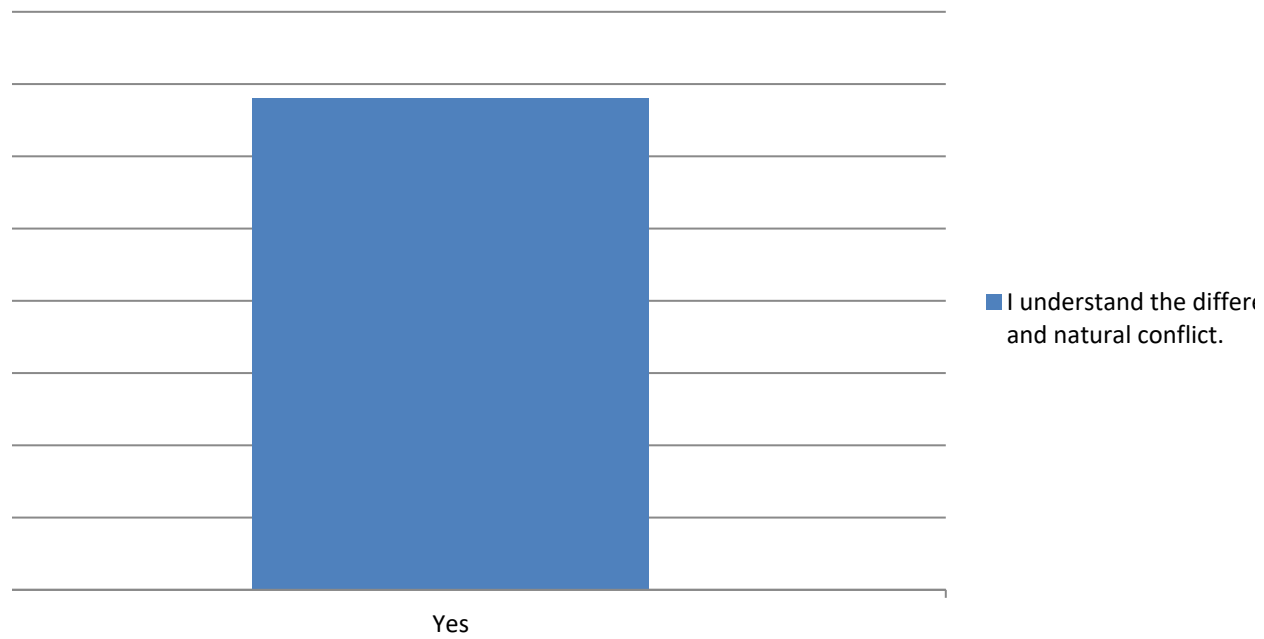




· Excel, to change the chart type.
C) or "Switch Plot" (Mac) in the chart tools

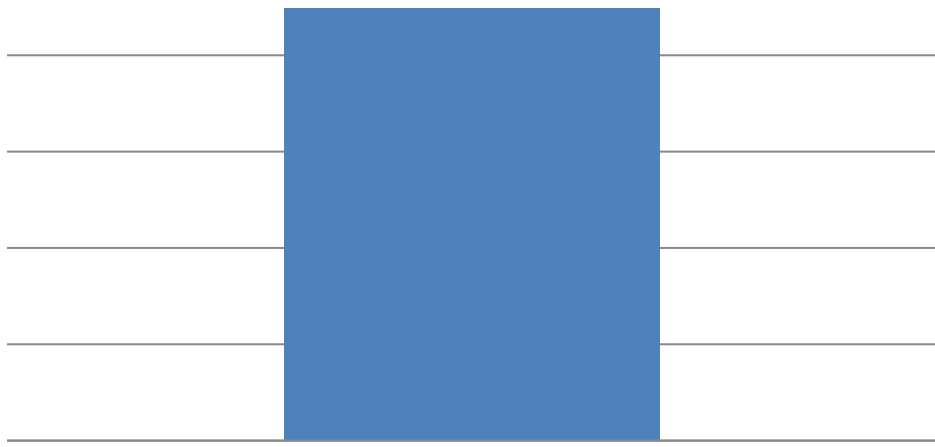
When bullying and natural conflict.

Count



Percent





Yes

■ I understand the difference between cultural and natural conflict.

ence between bullying

ence between bullying

Summary of LEA_NAME

Categorical Summary

Sample Size Number of Distinct Categories



106 of 106 1


LEA_NAME Count Percent of Confidence Interval (Percent of Data)

Garfield Di: 106 100.0% 96.5% to 100.0%

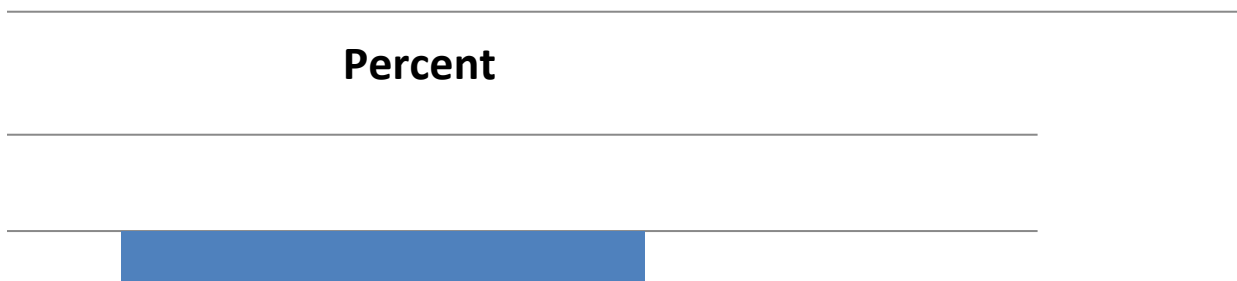
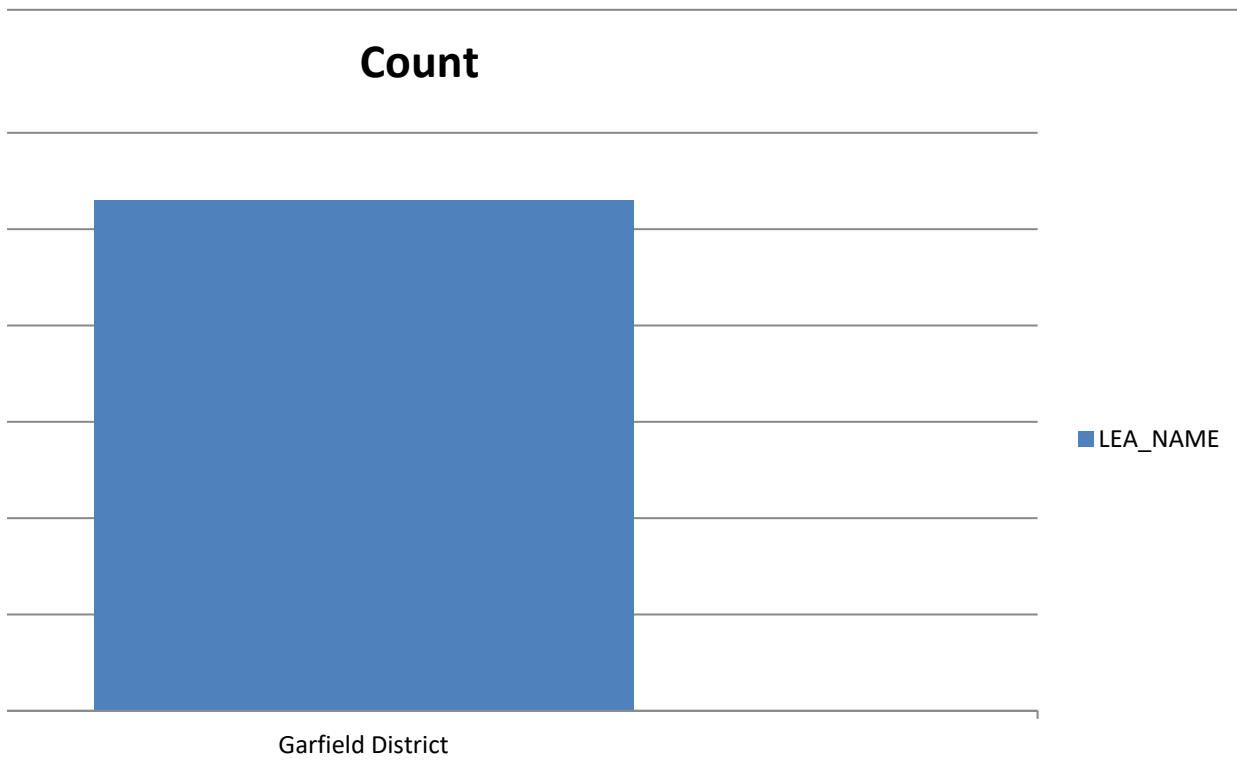
Select a chart and choose "Clustered Column", "100% Stacked Column", or "Pie" chart in Powerpoint or To create a correct "100% Stacked Column" chart, choose the chart then click "Switch Row/Column" (PC

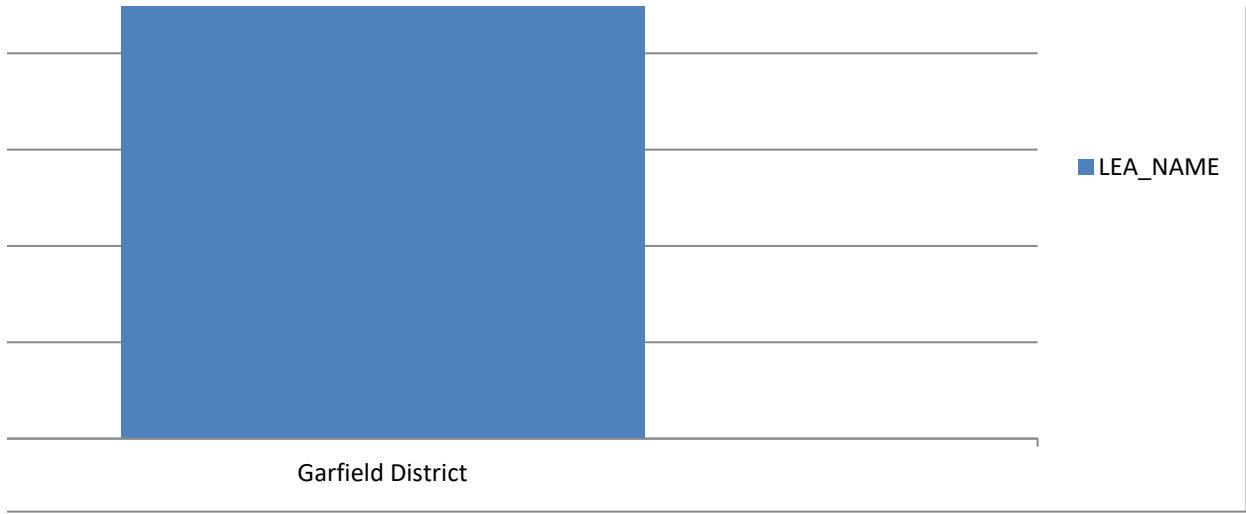
Count	LEA_NAME	Percent	LEA_NAME
106	Garfield Di:	100.0%	Garfield Di:





· Excel, to change the chart type.
C) or "Switch Plot" (Mac) in the chart tools





Summary of Session_Link

Categorical Summary

Sample Size Number of Distinct Categories



106 of 106 1


Session_Lir Count Percent of Confidence Interval (Percent of Data)

usbe.az1.qi 106 100.0% 96.5% to 100.0%


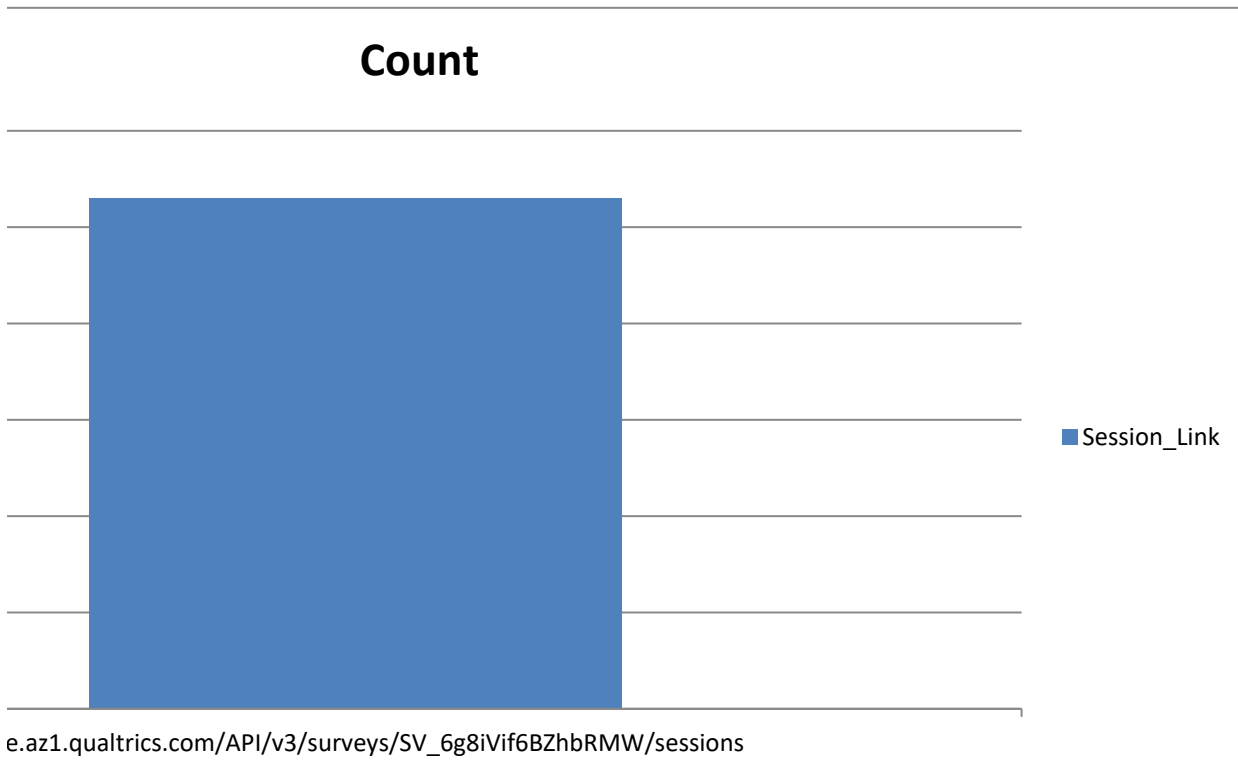
Select a chart and choose "Clustered Column", "100% Stacked Column", or "Pie" chart in Powerpoint or To create a correct "100% Stacked Column" chart, choose the chart then click "Switch Row/Column" (PC

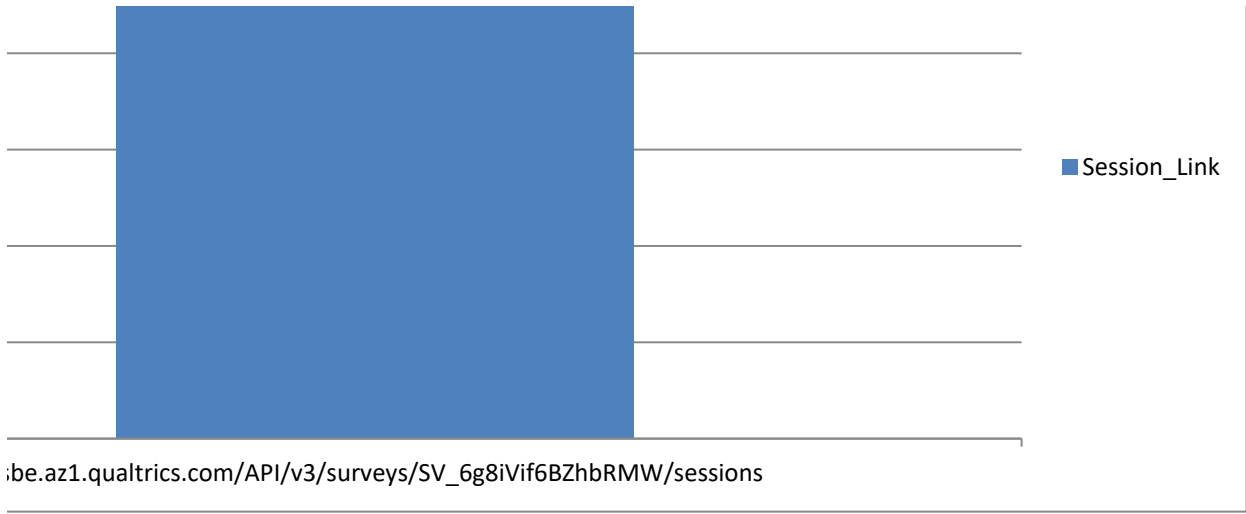
Count	Session_Lir	Percent	Session_Link
106	usbe.az1.qi	100.0%	usbe.az1.qi





· Excel, to change the chart type.
C) or "Switch Plot" (Mac) in the chart tools





Summary of XAPITOKEN

Categorical Summary



Sample Size Number of Distinct Categories


106 of 106 1

XAPITOKEN Count	Percent of	Confidence Interval (Percent of Data)
uvXoeseaY, 106	100.0%	96.5% to 100.0%

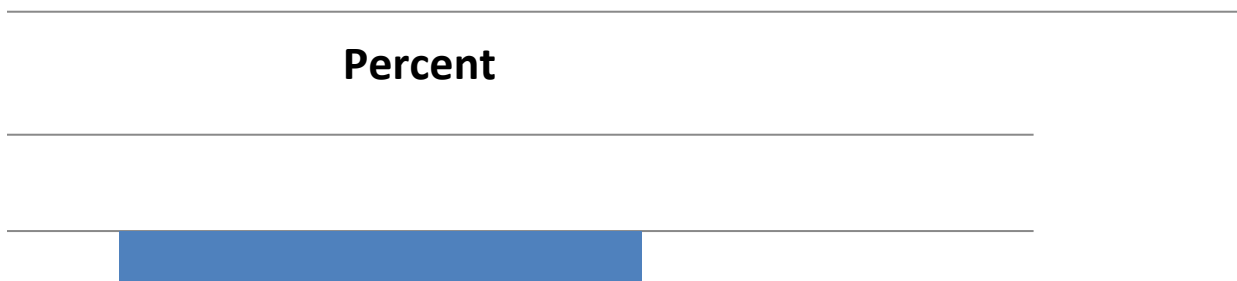
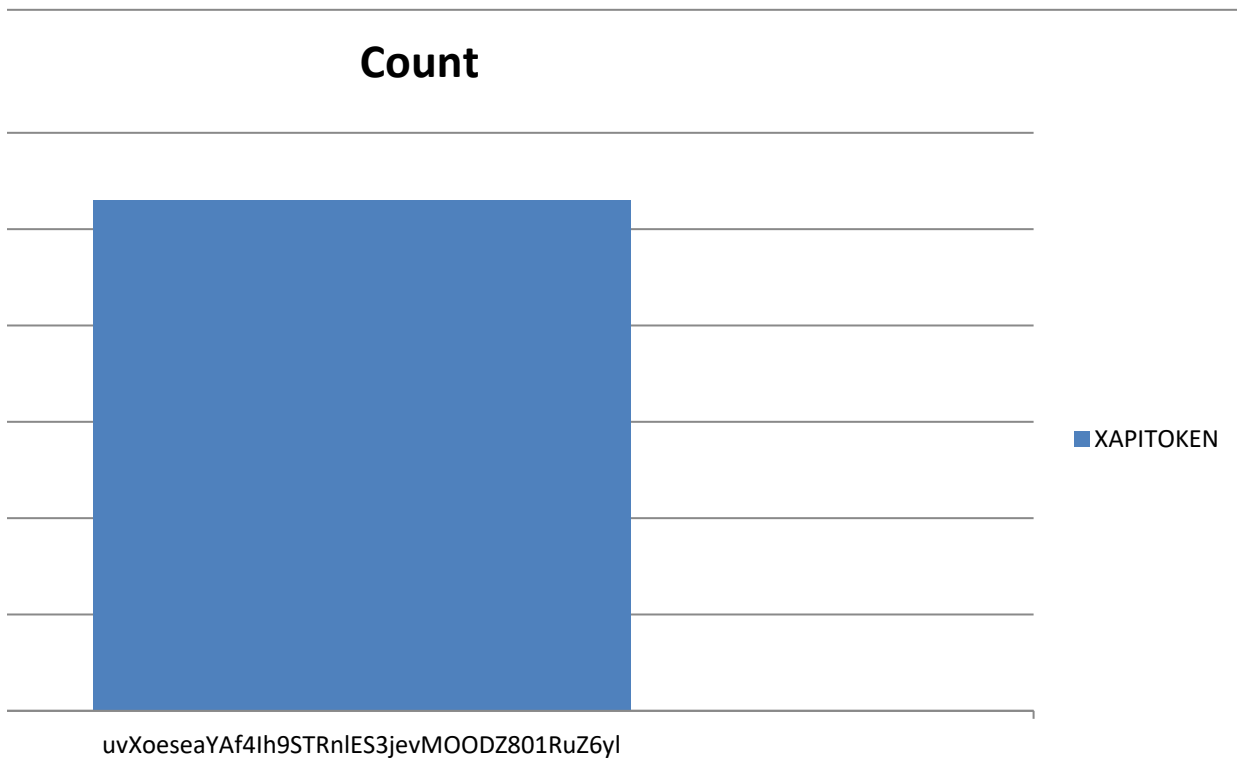
Select a chart and choose "Clustered Column", "100% Stacked Column", or "Pie" chart in Powerpoint or To create a correct "100% Stacked Column" chart, choose the chart then click "Switch Row/Column" (PC

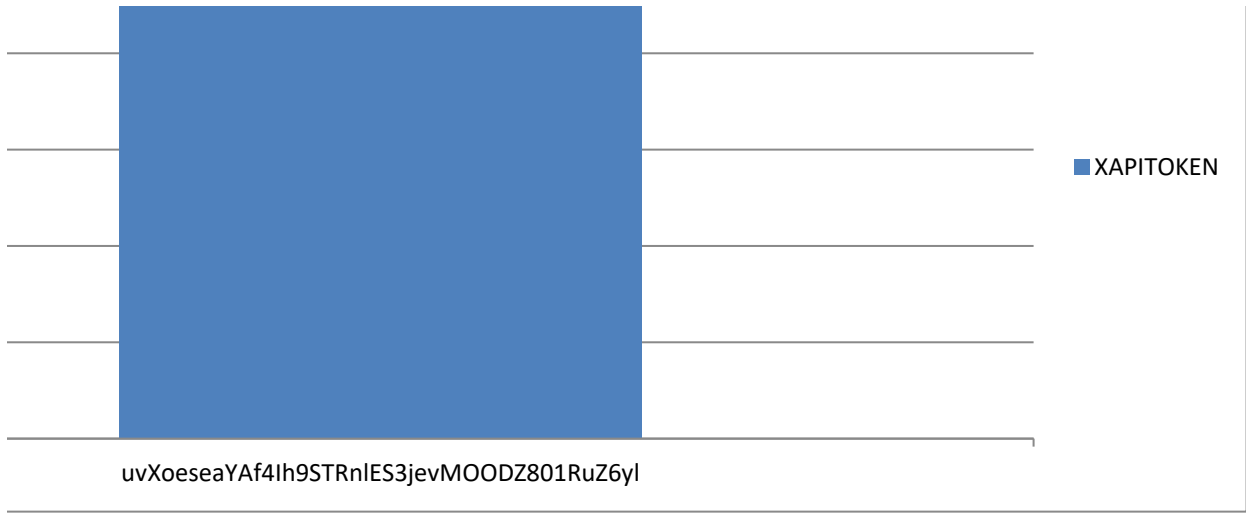
Count	XAPITOKEN	Percent	XAPITOKEN
uvXoeseaY,	106	uvXoeseaY,	100.0%





· Excel, to change the chart type.
C) or "Switch Plot" (Mac) in the chart tools





Summary of REQUEST_ID

Categorical Summary

Sample Size Number of Distinct Categories

106 of 106 106

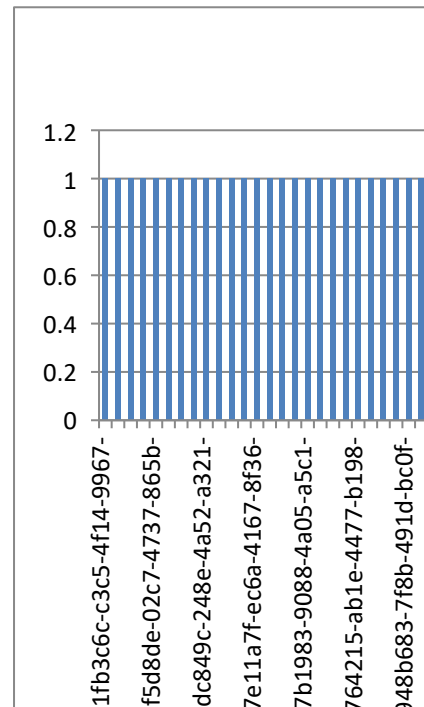
REQUEST_ID	Count	Percent of	Confidence Interval (Percent of Data)
01fb3c6c-c	1	0.9%	0.2% to 5.2%
04575072-i	1	0.9%	0.2% to 5.2%
04b1014d-i	1	0.9%	0.2% to 5.2%
07cae74a-f	1	0.9%	0.2% to 5.2%
07f5d8de-C	1	0.9%	0.2% to 5.2%
099ec05d-f	1	0.9%	0.2% to 5.2%
0b4d18f5-5	1	0.9%	0.2% to 5.2%
0eb47c0f-b	1	0.9%	0.2% to 5.2%
11dc849c-2	1	0.9%	0.2% to 5.2%
1321e9d5-i	1	0.9%	0.2% to 5.2%
13d4f675-6	1	0.9%	0.2% to 5.2%
167e4f4b-f	1	0.9%	0.2% to 5.2%
17e11a7f-e	1	0.9%	0.2% to 5.2%
1971ce85-3	1	0.9%	0.2% to 5.2%
1a0c1a84-5	1	0.9%	0.2% to 5.2%
1a33c73b-C	1	0.9%	0.2% to 5.2%
1f7b1983-9	1	0.9%	0.2% to 5.2%
205cc46f-3	1	0.9%	0.2% to 5.2%
217beb02-i	1	0.9%	0.2% to 5.2%
23c7504e-t	1	0.9%	0.2% to 5.2%
26764215-i	1	0.9%	0.2% to 5.2%
27c7b653-i	1	0.9%	0.2% to 5.2%
2b08b24e-i	1	0.9%	0.2% to 5.2%
357ae499-t	1	0.9%	0.2% to 5.2%
3948b683-i	1	0.9%	0.2% to 5.2%
3a818957-t	1	0.9%	0.2% to 5.2%
3da74114-i	1	0.9%	0.2% to 5.2%
4370d962-i	1	0.9%	0.2% to 5.2%
4396dcaf-e	1	0.9%	0.2% to 5.2%
4455b7a4-t	1	0.9%	0.2% to 5.2%
44b26bb9-i	1	0.9%	0.2% to 5.2%
453f154c-d	1	0.9%	0.2% to 5.2%
45926a63-t	1	0.9%	0.2% to 5.2%
461905d7-i	1	0.9%	0.2% to 5.2%
467076ab-i	1	0.9%	0.2% to 5.2%
46d7c5d0-l	1	0.9%	0.2% to 5.2%
47ea825d-i	1	0.9%	0.2% to 5.2%
48d14257-l	1	0.9%	0.2% to 5.2%

493387c5-f	1	0.9%	0.2% to 5.2%
4a9fddff-78	1	0.9%	0.2% to 5.2%
51b87829-	1	0.9%	0.2% to 5.2%
5270fded-9	1	0.9%	0.2% to 5.2%
542135d8-i	1	0.9%	0.2% to 5.2%
54ad64bb-i	1	0.9%	0.2% to 5.2%
58f56e73-9	1	0.9%	0.2% to 5.2%
60c2ea12-k	1	0.9%	0.2% to 5.2%
628377ee-:	1	0.9%	0.2% to 5.2%
6b01ff34-8	1	0.9%	0.2% to 5.2%
7394f3e9-€	1	0.9%	0.2% to 5.2%
73dac30f-9	1	0.9%	0.2% to 5.2%
7610613a-l	1	0.9%	0.2% to 5.2%
7643f88f-a	1	0.9%	0.2% to 5.2%
788603bc-l	1	0.9%	0.2% to 5.2%
7912d893-i	1	0.9%	0.2% to 5.2%
79f3697d-8	1	0.9%	0.2% to 5.2%
7a627419-i	1	0.9%	0.2% to 5.2%
8aaa5414-:	1	0.9%	0.2% to 5.2%
8d44c778-t	1	0.9%	0.2% to 5.2%
91a336cc-f	1	0.9%	0.2% to 5.2%
951d0d04-:	1	0.9%	0.2% to 5.2%
969e6100-l	1	0.9%	0.2% to 5.2%
a11c7260-8	1	0.9%	0.2% to 5.2%
a2ffdc2e-1	1	0.9%	0.2% to 5.2%
a5b11dc6-c	1	0.9%	0.2% to 5.2%
a6d02939-	1	0.9%	0.2% to 5.2%
ac0dd167-4	1	0.9%	0.2% to 5.2%
ad2c6a5a-æ	1	0.9%	0.2% to 5.2%
aedf0cac-a	1	0.9%	0.2% to 5.2%
b0bc26e7-c	1	0.9%	0.2% to 5.2%
b9606dfc-e	1	0.9%	0.2% to 5.2%
b978fb8d-8	1	0.9%	0.2% to 5.2%
bde3b184-i	1	0.9%	0.2% to 5.2%
bee2c978-t	1	0.9%	0.2% to 5.2%
bf1057ef-5	1	0.9%	0.2% to 5.2%
c143be2a-€	1	0.9%	0.2% to 5.2%
c3bfd9c0-b	1	0.9%	0.2% to 5.2%
c67ba435-æ	1	0.9%	0.2% to 5.2%
c88720ea-t	1	0.9%	0.2% to 5.2%
c9a7f574-a	1	0.9%	0.2% to 5.2%
caa7677a-7	1	0.9%	0.2% to 5.2%
cc94b5e5-€	1	0.9%	0.2% to 5.2%
cd2243b4-!	1	0.9%	0.2% to 5.2%
cf503ab1-3	1	0.9%	0.2% to 5.2%
d07bc305-l	1	0.9%	0.2% to 5.2%
d0c71506-€	1	0.9%	0.2% to 5.2%

d4b5cbb1-i	1	0.9%	0.2% to 5.2%
d809ec3a-f	1	0.9%	0.2% to 5.2%
d8237dd7-i	1	0.9%	0.2% to 5.2%
db7c32e2-c	1	0.9%	0.2% to 5.2%
dbdde403-	1	0.9%	0.2% to 5.2%
e138bfa2-1	1	0.9%	0.2% to 5.2%
e74e550c-4	1	0.9%	0.2% to 5.2%
e774e6ba-l	1	0.9%	0.2% to 5.2%
e88bf976-c	1	0.9%	0.2% to 5.2%
ebca3c5d-f	1	0.9%	0.2% to 5.2%
eebe4789-i	1	0.9%	0.2% to 5.2%
f21c5ab9-d	1	0.9%	0.2% to 5.2%
f52cfd6-0c	1	0.9%	0.2% to 5.2%
f681eaa0-4	1	0.9%	0.2% to 5.2%
f80eab4b-9	1	0.9%	0.2% to 5.2%
f8621f33-8	1	0.9%	0.2% to 5.2%
fad3b903-f	1	0.9%	0.2% to 5.2%
fe1d3e10-1	1	0.9%	0.2% to 5.2%
ff53d6b5-5	1	0.9%	0.2% to 5.2%
ff579704-8	1	0.9%	0.2% to 5.2%
ff60be40-e	1	0.9%	0.2% to 5.2%

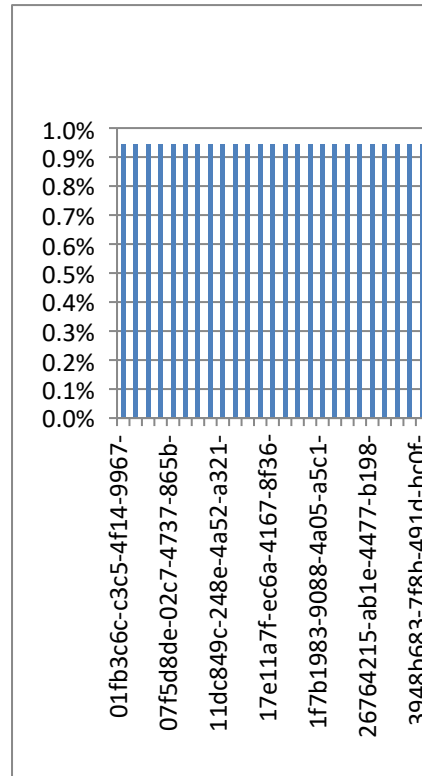
Select a chart and choose "Clustered Column", "100% Stacked Column", or "Pie" chart in Powerpoint or To create a correct "100% Stacked Column" chart, choose the chart then click "Switch Row/Column" (PC

Count	REQUEST_I	Percent	REQUEST_ID
01fb3c6c-c	1	0.9%	01fb3c6c-c
04575072-i	1	0.9%	04575072-i
04b1014d-i	1	0.9%	04b1014d-i
07cae74a-f	1	0.9%	07cae74a-f
07f5d8de-C	1	0.9%	07f5d8de-C
099ec05d-f	1	0.9%	099ec05d-f
0b4d18f5-5	1	0.9%	0b4d18f5-5
0eb47c0f-b	1	0.9%	0eb47c0f-b
11dc849c-2	1	0.9%	11dc849c-2
1321e9d5-i	1	0.9%	1321e9d5-i
13d4f675-f	1	0.9%	13d4f675-f
167e4f4b-f	1	0.9%	167e4f4b-f
17e11a7f-e	1	0.9%	17e11a7f-e
1971ce85-i	1	0.9%	1971ce85-i
1a0c1a84-9	1	0.9%	1a0c1a84-9
1a33c73b-c	1	0.9%	1a33c73b-c
1f7b1983-9	1	0.9%	1f7b1983-9
205cc46f-3	1	0.9%	205cc46f-3



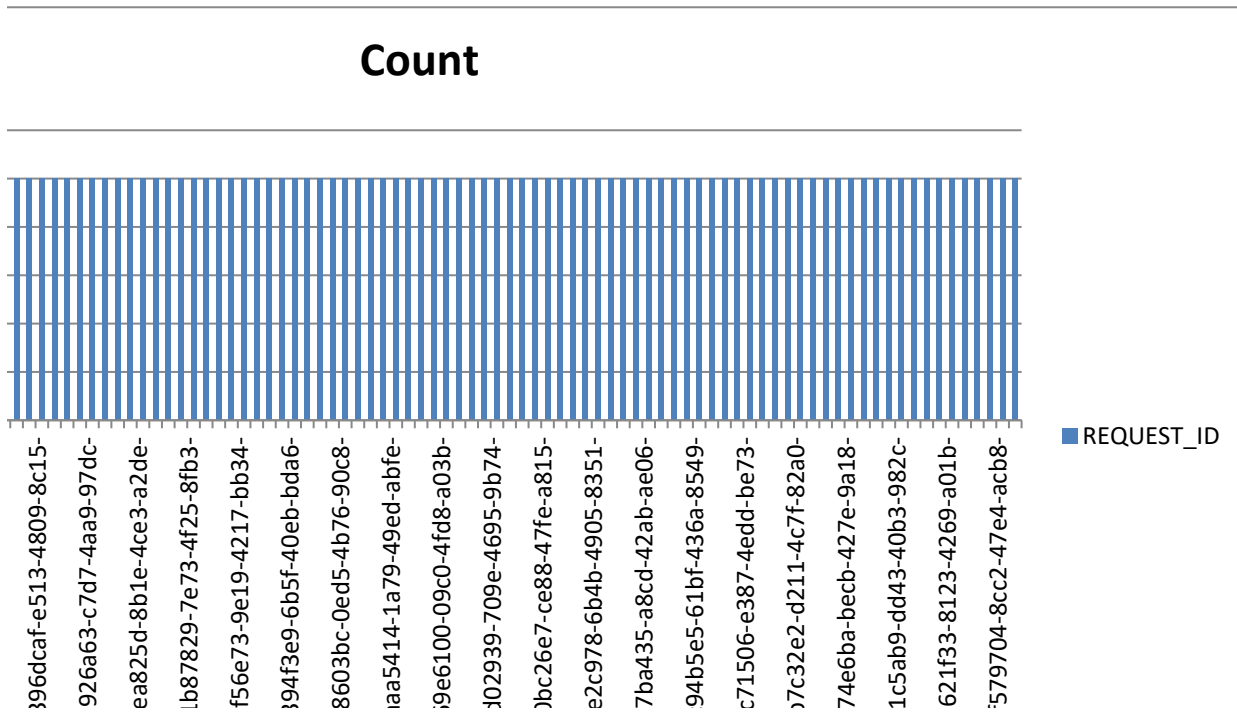
217beb02-	1	217beb02-	0.9%
23c7504e-t	1	23c7504e-t	0.9%
26764215-i	1	26764215-i	0.9%
27c7b653-	1	27c7b653-	0.9%
2b08b24e-i	1	2b08b24e-i	0.9%
357ae499-t	1	357ae499-t	0.9%
3948b683-	1	3948b683-	0.9%
3a818957-t	1	3a818957-t	0.9%
3da74114-	1	3da74114-	0.9%
4370d962-i	1	4370d962-i	0.9%
4396dcaf-e	1	4396dcaf-e	0.9%
4455b7a4-t	1	4455b7a4-t	0.9%
44b26bb9-i	1	44b26bb9-i	0.9%
453f154c-d	1	453f154c-d	0.9%
45926a63-t	1	45926a63-t	0.9%
461905d7-!	1	461905d7-!	0.9%
467076ab-	1	467076ab-	0.9%
46d7c5d0-l	1	46d7c5d0-l	0.9%
47ea825d-!	1	47ea825d-!	0.9%
48d14257-l	1	48d14257-l	0.9%
493387c5-f	1	493387c5-f	0.9%
4a9fddff-7	1	4a9fddff-7	0.9%
51b87829-	1	51b87829-	0.9%
5270fded-9	1	5270fded-9	0.9%
542135d8-i	1	542135d8-i	0.9%
54ad64bb-i	1	54ad64bb-i	0.9%
58f56e73-9	1	58f56e73-9	0.9%
60c2ea12-t	1	60c2ea12-t	0.9%
628377ee-	1	628377ee-	0.9%
6b01ff34-8	1	6b01ff34-8	0.9%
7394f3e9-€	1	7394f3e9-€	0.9%
73dac30f-9	1	73dac30f-9	0.9%
7610613a-l	1	7610613a-l	0.9%
7643f88f-a	1	7643f88f-a	0.9%
788603bc-(1	788603bc-(0.9%
7912d893-i	1	7912d893-i	0.9%
79f3697d-8	1	79f3697d-8	0.9%
7a627419-!	1	7a627419-!	0.9%
8aaa5414-	1	8aaa5414-	0.9%
8d44c778-t	1	8d44c778-t	0.9%
91a336cc-f	1	91a336cc-f	0.9%
951d0d04-	1	951d0d04-	0.9%
969e6100-t	1	969e6100-t	0.9%
a11c7260-8	1	a11c7260-8	0.9%
a2ffdc2e-1	1	a2ffdc2e-1	0.9%
a5b11dc6-t	1	a5b11dc6-t	0.9%
a6d02939-	1	a6d02939-	0.9%

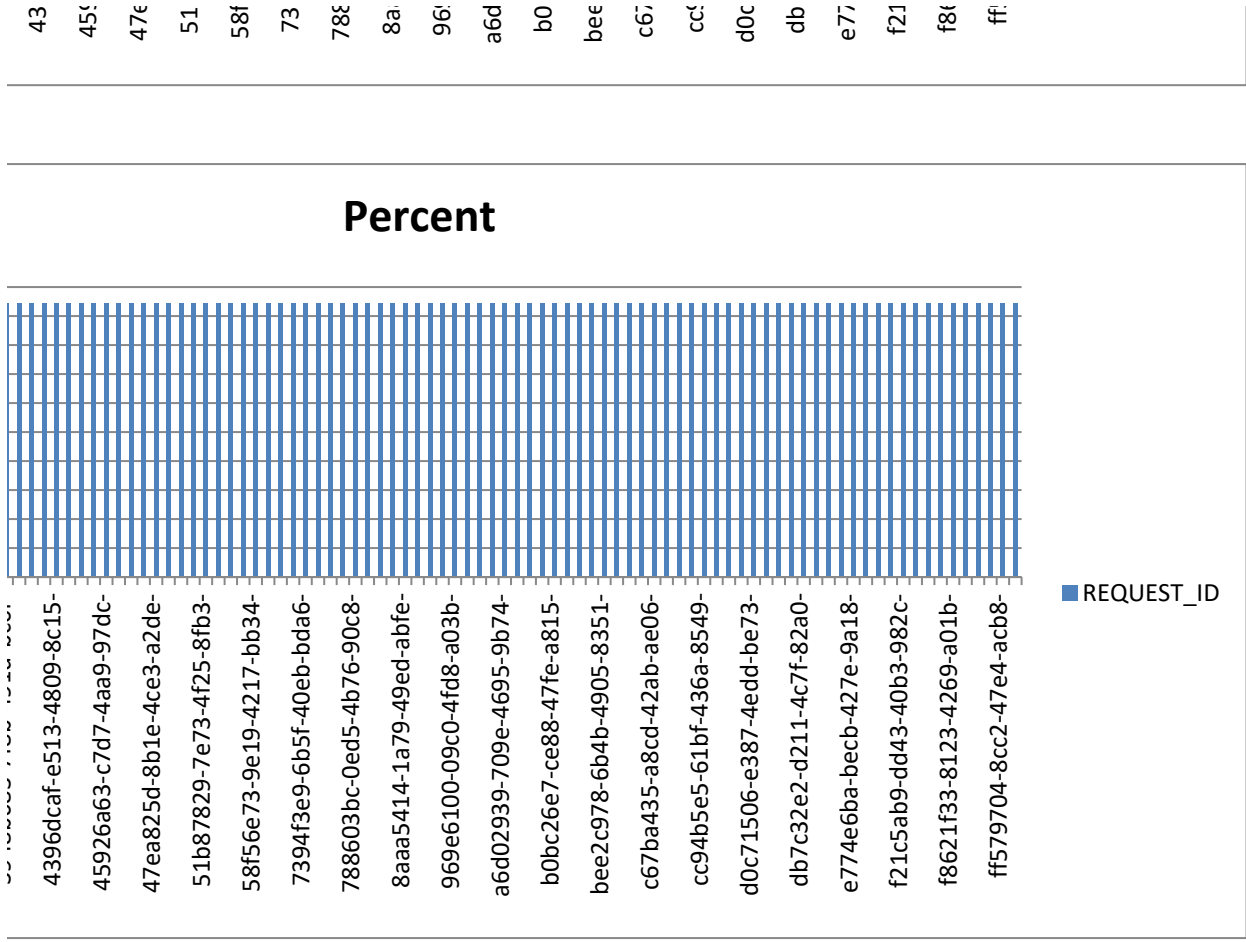
0:
071
11c
17
1f,
267
39



ac0dd167-4	1	ac0dd167-4	0.9%
ad2c6a5a-2	1	ad2c6a5a-2	0.9%
aedf0cac-a	1	aedf0cac-a	0.9%
b0bc26e7-c	1	b0bc26e7-c	0.9%
b9606dfc-e	1	b9606dfc-e	0.9%
b978fb8d-8	1	b978fb8d-8	0.9%
bde3b184-i	1	bde3b184-i	0.9%
bee2c978-f	1	bee2c978-f	0.9%
bf1057ef-5	1	bf1057ef-5	0.9%
c143be2a-e	1	c143be2a-e	0.9%
c3bfd9c0-b	1	c3bfd9c0-b	0.9%
c67ba435-2	1	c67ba435-2	0.9%
c88720ea-f	1	c88720ea-f	0.9%
c9a7f574-a	1	c9a7f574-a	0.9%
caa7677a-7	1	caa7677a-7	0.9%
cc94b5e5-f	1	cc94b5e5-f	0.9%
cd2243b4-f	1	cd2243b4-f	0.9%
cf503ab1-3	1	cf503ab1-3	0.9%
d07bc305-l	1	d07bc305-l	0.9%
d0c71506-e	1	d0c71506-e	0.9%
d4b5cbb1-i	1	d4b5cbb1-i	0.9%
d809ec3a-f	1	d809ec3a-f	0.9%
d8237dd7-i	1	d8237dd7-i	0.9%
db7c32e2-c	1	db7c32e2-c	0.9%
dbdde403-	1	dbdde403-	0.9%
e138bfa2-1	1	e138bfa2-1	0.9%
e74e550c-4	1	e74e550c-4	0.9%
e774e6ba-l	1	e774e6ba-l	0.9%
e88bf976-c	1	e88bf976-c	0.9%
ebca3c5d-f	1	ebca3c5d-f	0.9%
eebe4789-i	1	eebe4789-i	0.9%
f21c5ab9-d	1	f21c5ab9-d	0.9%
f52cfd6-0c	1	f52cfd6-0c	0.9%
f681eaa0-4	1	f681eaa0-4	0.9%
f80eab4b-9	1	f80eab4b-9	0.9%
f8621f33-8	1	f8621f33-8	0.9%
fad3b903-f	1	fad3b903-f	0.9%
fe1d3e10-1	1	fe1d3e10-1	0.9%
ff53d6b5-5	1	ff53d6b5-5	0.9%
ff579704-8	1	ff579704-8	0.9%
ff60be40-e	1	ff60be40-e	0.9%

· Excel, to change the chart type.
C) or "Switch Plot" (Mac) in the chart tools





43

45

47

51

58

73

78

8a

96

a6d

b0

bee

c67

cc9

d0c

db

e77

f21

f86

ff5

Percent

■ REQUEST_ID

Summary of HTTP_STATUS

Categorical Summary

Sample Size Number of Distinct Categories



106 of 106 1


HTTP_STAT Count Percent of Confidence Interval (Percent of Data)

201 - Creat 106 100.0% 96.5% to 100.0%

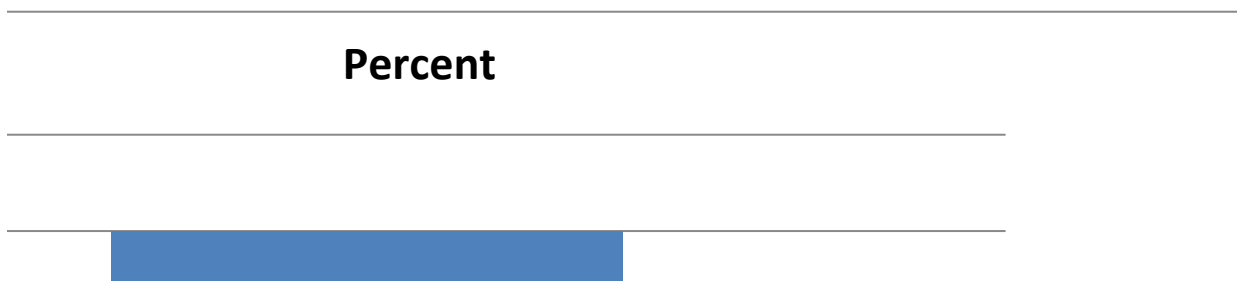
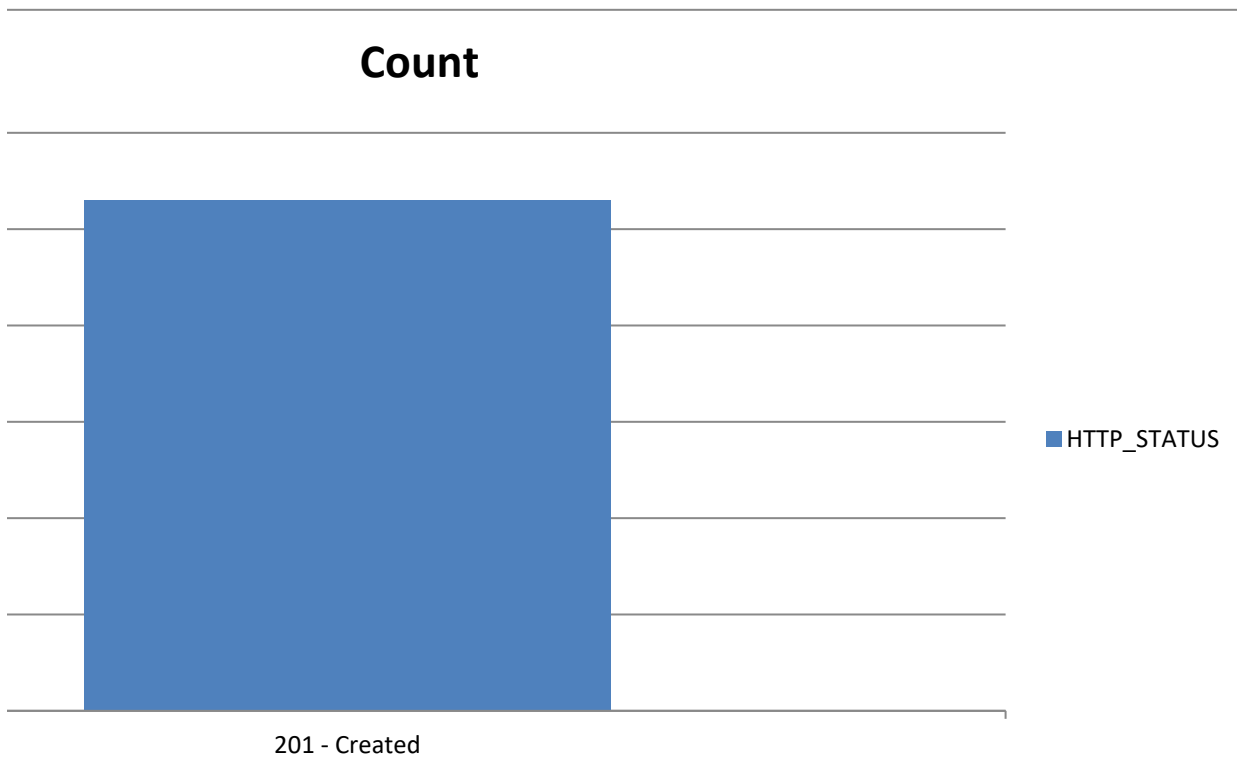
Select a chart and choose "Clustered Column", "100% Stacked Column", or "Pie" chart in Powerpoint or To create a correct "100% Stacked Column" chart, choose the chart then click "Switch Row/Column" (PC

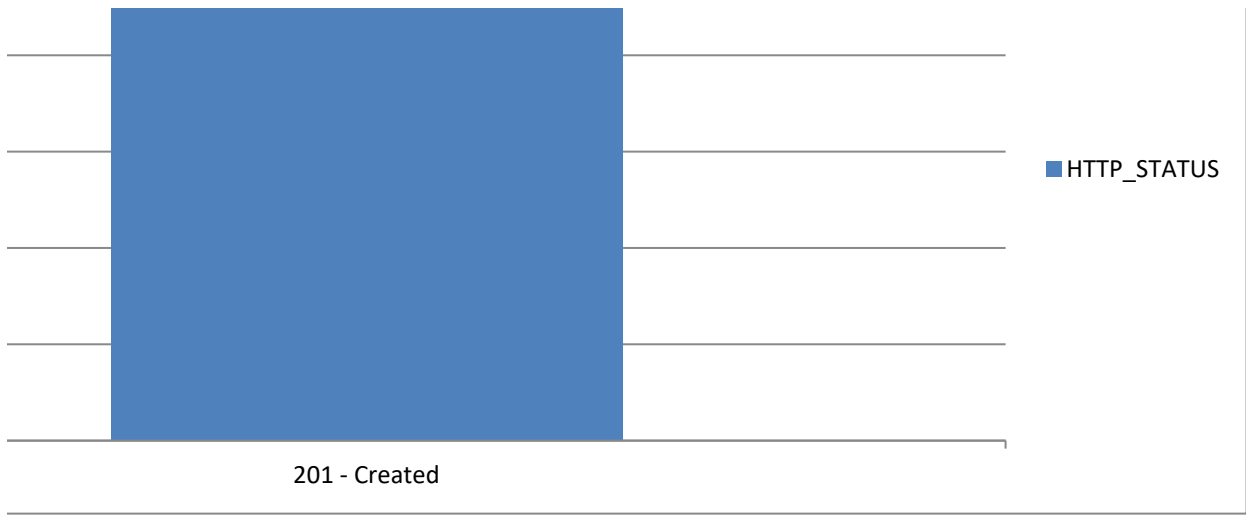
Count	HTTP_STAT	Percent	HTTP_STATUS
106	201 - Creat	100.0%	201 - Creat





· Excel, to change the chart type.
C) or "Switch Plot" (Mac) in the chart tools





Summary of SESSION_ID

Categorical Summary

Sample Size Number of Distinct Categories

106 of 106 106

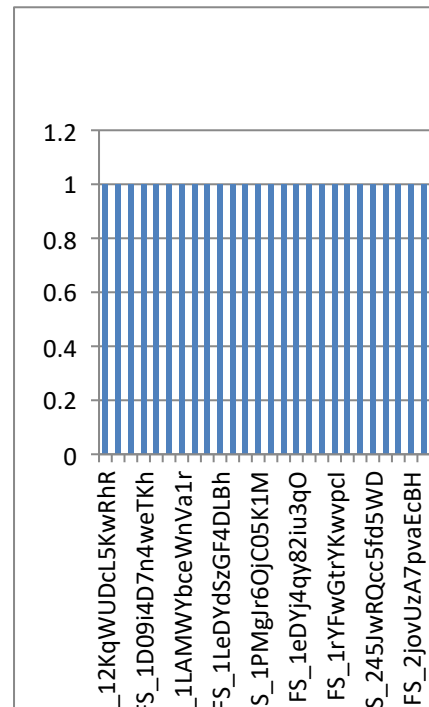
SESSION_ID	Count	Percent of	Confidence Interval (Percent of Data)
FS_12KqWl	1	0.9%	0.2% to 5.2%
FS_14Kqa2	1	0.9%	0.2% to 5.2%
FS_1BfZOL	1	0.9%	0.2% to 5.2%
FS_1D09i4l	1	0.9%	0.2% to 5.2%
FS_1D0dW	1	0.9%	0.2% to 5.2%
FS_1lzWosl	1	0.9%	0.2% to 5.2%
FS_1LAMW	1	0.9%	0.2% to 5.2%
FS_1LDiBo4	1	0.9%	0.2% to 5.2%
FS_1LO1hy	1	0.9%	0.2% to 5.2%
FS_1LeDYd	1	0.9%	0.2% to 5.2%
FS_1MPrgll	1	0.9%	0.2% to 5.2%
FS_1PAvH1	1	0.9%	0.2% to 5.2%
FS_1PMgJr	1	0.9%	0.2% to 5.2%
FS_1TF7GT	1	0.9%	0.2% to 5.2%
FS_1U0fD6	1	0.9%	0.2% to 5.2%
FS_1eDYj4c	1	0.9%	0.2% to 5.2%
FS_1iYBV7f	1	0.9%	0.2% to 5.2%
FS_1niTkQg	1	0.9%	0.2% to 5.2%
FS_1rYFwG	1	0.9%	0.2% to 5.2%
FS_1vsQlw:	1	0.9%	0.2% to 5.2%
FS_1xqSnst	1	0.9%	0.2% to 5.2%
FS_245JwR	1	0.9%	0.2% to 5.2%
FS_2YYCcJr	1	0.9%	0.2% to 5.2%
FS_2f44rW	1	0.9%	0.2% to 5.2%
FS_2jovUz/	1	0.9%	0.2% to 5.2%
FS_30mWv	1	0.9%	0.2% to 5.2%
FS_31heXK	1	0.9%	0.2% to 5.2%
FS_35v8wt	1	0.9%	0.2% to 5.2%
FS_36gslpg	1	0.9%	0.2% to 5.2%
FS_39mQxt	1	0.9%	0.2% to 5.2%
FS_3Bm7Hl	1	0.9%	0.2% to 5.2%
FS_3CeSlIE'	1	0.9%	0.2% to 5.2%
FS_3D0sgc'	1	0.9%	0.2% to 5.2%
FS_3DcnCv	1	0.9%	0.2% to 5.2%
FS_3DtYlfp.	1	0.9%	0.2% to 5.2%
FS_3EipSgC	1	0.9%	0.2% to 5.2%
FS_3ISnDvl	1	0.9%	0.2% to 5.2%
FS_3KeCjj7	1	0.9%	0.2% to 5.2%

FS_3NweC:	1	0.9%	0.2% to 5.2%
FS_3RyGHF	1	0.9%	0.2% to 5.2%
FS_3S3xLtd	1	0.9%	0.2% to 5.2%
FS_3SGNCC	1	0.9%	0.2% to 5.2%
FS_3TqKs5l	1	0.9%	0.2% to 5.2%
FS_3V91Cr.	1	0.9%	0.2% to 5.2%
FS_3VCOHY	1	0.9%	0.2% to 5.2%
FS_3ZEarg1	1	0.9%	0.2% to 5.2%
FS_3bUFSG	1	0.9%	0.2% to 5.2%
FS_3chi2Pc	1	0.9%	0.2% to 5.2%
FS_3fldUaL	1	0.9%	0.2% to 5.2%
FS_3iwH3x	1	0.9%	0.2% to 5.2%
FS_3knfeO	1	0.9%	0.2% to 5.2%
FS_3uCK7s:	1	0.9%	0.2% to 5.2%
FS_3vvVGle	1	0.9%	0.2% to 5.2%
FS_3zLVL0r	1	0.9%	0.2% to 5.2%
FS_491hXC	1	0.9%	0.2% to 5.2%
FS_51Z9g6	1	0.9%	0.2% to 5.2%
FS_5FbLoR	1	0.9%	0.2% to 5.2%
FS_5IW1ztl	1	0.9%	0.2% to 5.2%
FS_5KutDIF	1	0.9%	0.2% to 5.2%
FS_5OW8f)	1	0.9%	0.2% to 5.2%
FS_5WJh4C	1	0.9%	0.2% to 5.2%
FS_5fsvKxg	1	0.9%	0.2% to 5.2%
FS_5gArBQ	1	0.9%	0.2% to 5.2%
FS_5hfgmE	1	0.9%	0.2% to 5.2%
FS_5qaDI2f	1	0.9%	0.2% to 5.2%
FS_5scAnZ4	1	0.9%	0.2% to 5.2%
FS_62rnAct	1	0.9%	0.2% to 5.2%
FS_6DcZpb	1	0.9%	0.2% to 5.2%
FS_6FqXh3	1	0.9%	0.2% to 5.2%
FS_6K29Hz	1	0.9%	0.2% to 5.2%
FS_6QrXsSl	1	0.9%	0.2% to 5.2%
FS_6RmU2	1	0.9%	0.2% to 5.2%
FS_6SHpuC	1	0.9%	0.2% to 5.2%
FS_6VASvR	1	0.9%	0.2% to 5.2%
FS_6X1oG3	1	0.9%	0.2% to 5.2%
FS_6eUOCF	1	0.9%	0.2% to 5.2%
FS_6ffvph0	1	0.9%	0.2% to 5.2%
FS_6fhk9zC	1	0.9%	0.2% to 5.2%
FS_6iAqZzt	1	0.9%	0.2% to 5.2%
FS_6iMZqp	1	0.9%	0.2% to 5.2%
FS_6jZGMV	1	0.9%	0.2% to 5.2%
FS_6jiBpdN	1	0.9%	0.2% to 5.2%
FS_6kSsuFs	1	0.9%	0.2% to 5.2%
FS_6xEETr3	1	0.9%	0.2% to 5.2%
FS_6xownC	1	0.9%	0.2% to 5.2%

FS_71B21n	1	0.9%	0.2% to 5.2%
FS_76qZCg	1	0.9%	0.2% to 5.2%
FS_7BXXu0	1	0.9%	0.2% to 5.2%
FS_7JC7kgF	1	0.9%	0.2% to 5.2%
FS_7PTEbC	1	0.9%	0.2% to 5.2%
FS_7QFqVr	1	0.9%	0.2% to 5.2%
FS_7Vpvjm	1	0.9%	0.2% to 5.2%
FS_7VsuPh	1	0.9%	0.2% to 5.2%
FS_7XmsjO	1	0.9%	0.2% to 5.2%
FS_7bUGGi	1	0.9%	0.2% to 5.2%
FS_7dujaXf	1	0.9%	0.2% to 5.2%
FS_7fNxX6t	1	0.9%	0.2% to 5.2%
FS_7fvurNf	1	0.9%	0.2% to 5.2%
FS_7gwnav	1	0.9%	0.2% to 5.2%
FS_7hrIEhL	1	0.9%	0.2% to 5.2%
FS_7mgEUI	1	0.9%	0.2% to 5.2%
FS_7zLXd8f	1	0.9%	0.2% to 5.2%
FS_7zMeer	1	0.9%	0.2% to 5.2%
FS_86GKG4	1	0.9%	0.2% to 5.2%
FS_8exJT6I	1	0.9%	0.2% to 5.2%
FS_9H1Sn1	1	0.9%	0.2% to 5.2%

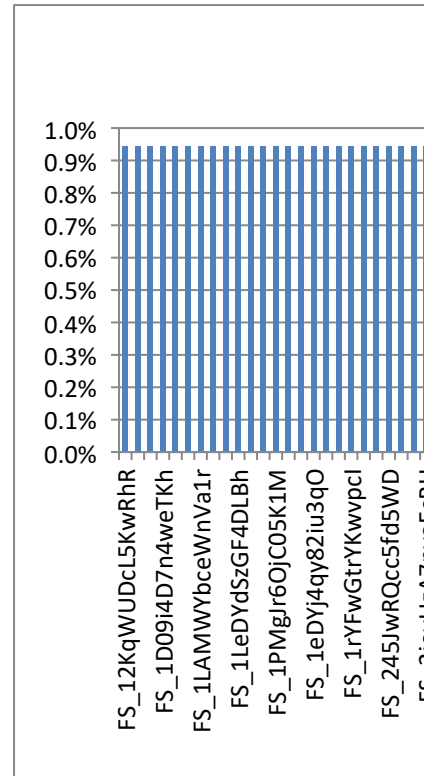
Select a chart and choose "Clustered Column", "100% Stacked Column", or "Pie" chart in Powerpoint or To create a correct "100% Stacked Column" chart, choose the chart then click "Switch Row/Column" (PC

Count	SESSION_ID	Percent	SESSION_ID
FS_12KqWl	1	0.9%	FS_12KqWl
FS_14Kqa2	1	0.9%	FS_14Kqa2
FS_1BfZOL	1	0.9%	FS_1BfZOL
FS_1D09i4I	1	0.9%	FS_1D09i4I
FS_1D0dW	1	0.9%	FS_1D0dW
FS_1lzWosl	1	0.9%	FS_1lzWosl
FS_1LAMW	1	0.9%	FS_1LAMW
FS_1LDiBo4	1	0.9%	FS_1LDiBo4
FS_1LO1hy	1	0.9%	FS_1LO1hy
FS_1LeDYd	1	0.9%	FS_1LeDYd
FS_1MPrgll	1	0.9%	FS_1MPrgll
FS_1PAvH1	1	0.9%	FS_1PAvH1
FS_1PMgJr	1	0.9%	FS_1PMgJr
FS_1TF7GT	1	0.9%	FS_1TF7GT
FS_1U0fD6	1	0.9%	FS_1U0fD6
FS_1eDYj4c	1	0.9%	FS_1eDYj4c
FS_1iYBV7f	1	0.9%	FS_1iYBV7f
FS_1niTkQg	1	0.9%	FS_1niTkQg



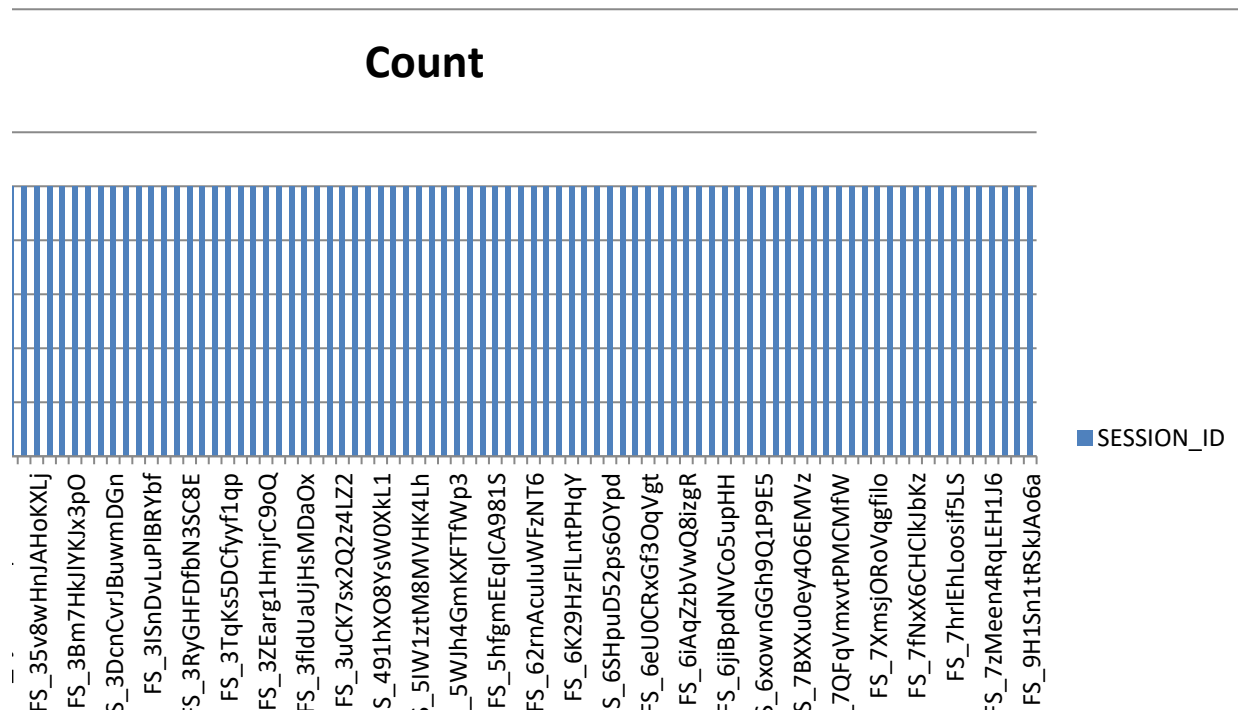
FS_1rYFwG	1	FS_1rYFwG	0.9%
FS_1vsQlw:	1	FS_1vsQlw:	0.9%
FS_1xqSnst	1	FS_1xqSnst	0.9%
FS_245JwR	1	FS_245JwR	0.9%
FS_2YYCcJr	1	FS_2YYCcJr	0.9%
FS_2f44rW	1	FS_2f44rW	0.9%
FS_2jovUz/	1	FS_2jovUz/	0.9%
FS_30mWv	1	FS_30mWv	0.9%
FS_31heXK	1	FS_31heXK	0.9%
FS_35v8w+	1	FS_35v8w+	0.9%
FS_36gslpg	1	FS_36gslpg	0.9%
FS_39mQxl	1	FS_39mQxl	0.9%
FS_3Bm7Hl	1	FS_3Bm7Hl	0.9%
FS_3CeSlIE'	1	FS_3CeSlIE'	0.9%
FS_3D0sgc'	1	FS_3D0sgc'	0.9%
FS_3DcnCv	1	FS_3DcnCv	0.9%
FS_3Dtylfp:	1	FS_3Dtylfp:	0.9%
FS_3EipSgC	1	FS_3EipSgC	0.9%
FS_3ISnDvl	1	FS_3ISnDvl	0.9%
FS_3KeCjj7	1	FS_3KeCjj7	0.9%
FS_3NweC:	1	FS_3NweC:	0.9%
FS_3RyGHF	1	FS_3RyGHF	0.9%
FS_3S3xLtd	1	FS_3S3xLtd	0.9%
FS_3SGNCC	1	FS_3SGNCC	0.9%
FS_3TqKs5l	1	FS_3TqKs5l	0.9%
FS_3V91Cr.	1	FS_3V91Cr.	0.9%
FS_3VC0HY	1	FS_3VC0HY	0.9%
FS_3ZEarg1	1	FS_3ZEarg1	0.9%
FS_3bUFSG	1	FS_3bUFSG	0.9%
FS_3chi2Pc	1	FS_3chi2Pc	0.9%
FS_3fldUaL	1	FS_3fldUaL	0.9%
FS_3iwH3x'	1	FS_3iwH3x'	0.9%
FS_3knfeO'	1	FS_3knfeO'	0.9%
FS_3uCK7s:	1	FS_3uCK7s:	0.9%
FS_3vvVGlē	1	FS_3vvVGlē	0.9%
FS_3zLVL0r	1	FS_3zLVL0r	0.9%
FS_491hXC	1	FS_491hXC	0.9%
FS_51Z9g6'	1	FS_51Z9g6'	0.9%
FS_5FbLoR'	1	FS_5FbLoR'	0.9%
FS_5IW1ztl	1	FS_5IW1ztl	0.9%
FS_5KutDIF	1	FS_5KutDIF	0.9%
FS_5OW8f)	1	FS_5OW8f)	0.9%
FS_5WJh4C	1	FS_5WJh4C	0.9%
FS_5fsvKxg	1	FS_5fsvKxg	0.9%
FS_5gArBQ	1	FS_5gArBQ	0.9%
FS_5hfgmE	1	FS_5hfgmE	0.9%
FS_5qaDI2ē	1	FS_5qaDI2ē	0.9%

FS_ F: FS_ F: F: FS_ |



FS_5scAnZ4	1	FS_5scAnZ4	0.9%
FS_62rnAci	1	FS_62rnAci	0.9%
FS_6DcZpb	1	FS_6DcZpb	0.9%
FS_6FqXh3	1	FS_6FqXh3	0.9%
FS_6K29Hz	1	FS_6K29Hz	0.9%
FS_6QrXsSl	1	FS_6QrXsSl	0.9%
FS_6RmU2	1	FS_6RmU2	0.9%
FS_6SHpuC	1	FS_6SHpuC	0.9%
FS_6VASvR	1	FS_6VASvR	0.9%
FS_6X1oG3	1	FS_6X1oG3	0.9%
FS_6eU0CR	1	FS_6eU0CR	0.9%
FS_6ffvph0	1	FS_6ffvph0	0.9%
FS_6fhk9zC	1	FS_6fhk9zC	0.9%
FS_6iAqZzt	1	FS_6iAqZzt	0.9%
FS_6iMZqp	1	FS_6iMZqp	0.9%
FS_6jZGMv	1	FS_6jZGMv	0.9%
FS_6jiBpdN	1	FS_6jiBpdN	0.9%
FS_6kSsuFs	1	FS_6kSsuFs	0.9%
FS_6xEETr3	1	FS_6xEETr3	0.9%
FS_6xownC	1	FS_6xownC	0.9%
FS_71B21n	1	FS_71B21n	0.9%
FS_76qZCg	1	FS_76qZCg	0.9%
FS_7BXXu0	1	FS_7BXXu0	0.9%
FS_7JC7kgF	1	FS_7JC7kgF	0.9%
FS_7PTEbC	1	FS_7PTEbC	0.9%
FS_7QFqVr	1	FS_7QFqVr	0.9%
FS_7Vpvjm	1	FS_7Vpvjm	0.9%
FS_7VsuPh	1	FS_7VsuPh	0.9%
FS_7XmsjO	1	FS_7XmsjO	0.9%
FS_7bUGGi	1	FS_7bUGGi	0.9%
FS_7dujaXF	1	FS_7dujaXF	0.9%
FS_7fNxX6t	1	FS_7fNxX6t	0.9%
FS_7fvurNf	1	FS_7fvurNf	0.9%
FS_7gwnaV	1	FS_7gwnaV	0.9%
FS_7hrIEhL	1	FS_7hrIEhL	0.9%
FS_7mgEUI	1	FS_7mgEUI	0.9%
FS_7zLXd8f	1	FS_7zLXd8f	0.9%
FS_7zMeer	1	FS_7zMeer	0.9%
FS_86GKG4	1	FS_86GKG4	0.9%
FS_8exJT6I	1	FS_8exJT6I	0.9%
FS_9H1Sn1	1	FS_9H1Sn1	0.9%

· Excel, to change the chart type.
 C) or "Switch Plot" (Mac) in the chart tools



FS_4jovUzAvpvaEcBH
FS_35v8wHnJAHoKXLj
FS_3Bm7HkJIYKJx3pO
FS_3DcnCvrlJBuwmDGn
FS_3ISnDvLuPIBRYbf
FS_3RyGHFDfbN3SC8E
FS_3Tqks5DCfyyf1qp
FS_3ZEarg1Hmjrc9oQ
FS_3fidUaUjHsMDaOx
FS_3uCK7sx2Q2z4LZ2
FS_491hxO8YsW0Xkl1
FS_5IW1ztM8MVHK4Lh
FS_5WJh4GmKXFTFwp3
FS_5hfgmEEqlCA981S
FS_62rnAculuWFzNT6
FS_6K29HzFILntPHqY
FS_6SHpuD52ps6OYpd
FS_6eU0CRxGf3OqVgt
FS_6iAqZzbVwQ8izgR
FS_6jIBpdNVCo5upHH
FS_6xownGGh9Q1P9E5
FS_7BXXu0ey4O6EMVz
FS_7QFqVmxvtPMCmfW
FS_7XmsjORoVqgfilo
FS_7fNxx6CHClkbkz
FS_7hrlEhLoosif5LS
FS_7zMeen4RqLEH1J6
FS_9H1Sn1tRSkJA06a

■ SESSION_ID

Percent

F
I
FS
F
F
F
F
FS
FS
FS
I
F
F
F
F
F
FS
FS
FS
FS
F

Calendar and Schedule Board Summary Report

Key Points

- **Academic Calendar**
 - 146 student-contact days.
 - High school hours: 8:00 AM – 3:30 PM.
 - Elementary hours: 8:10 AM – 3:20 PM.
- **District-Wide Consistency**
 - All schools share the same start and end times.
 - Each school may rearrange periods within those times for interventions or special programs.
 - Teacher contract hours are the same at every school: 7:30 AM – 4:00 PM.
- **State Instructional-Time Requirement**
 - Utah law requires a minimum of **990 student-instructional hours** per year.
 - The high-school schedule as designed provides **994 hours** of state approved instructional hours.

Key Observation:

- Since we're scheduled at the absolute minimum 990 instructional hours, staff must continue teaching through minor disruptions (e.g., brief power outages). Snow days will be reserved only for truly severe conditions, and any student-contact time lost for any reason must be made up through additional instructional days or extended hours.

Professional Development

- 6 full days:
 - 2 flexible teacher-prep days
 - 4 required PD days
- 8 student-free Fridays, 8:00 AM – 1:00 PM (40 hours total)

Policy: Notification of Changes to Board-Approved Athletic Schedules

Purpose:

To ensure transparency, accountability, and proper planning, this policy requires athletic coaches to notify the superintendent when changes are made to board-approved athletic schedules.

Policy Statement:

All athletic schedules are approved by the Board of Education prior to the start of each sports season. Any subsequent changes to these schedules must be reported to the superintendent in advance of the change taking effect.

Procedure:

1. Notification Requirement

- Any coach requesting a change to a board-approved schedule must submit written notification to the superintendent as soon as the need for a change is known.

2. Required Information

The notification must include the following:

- **Reason for the change.**
- **Proposed make-up date and time**, if applicable.
- **Completed travel request form** for the revised date(s), if additional travel is required.

3. Timeliness

- Notifications should be submitted as early as possible to allow for proper review and communication with stakeholders.

ESTIMATED ITEMIZED 12 Week BUDGET

Utah State Board of Education AFTERSCHOOL School Year 25-26 USU Extension- Garfield County 4-H			Year 2	First 12 Weeks
Salaries:			100%	
Program Director- Callie Ward - Oversee the entire program and grant. Liaison between county extension offices, community, school district, Utah Afterschool Network (UAN), and other stakeholders. Maintain IRB approval and conduct evaluations. Supervise and support Program Assistant I. Manage the budget and purchases, track professional development.			\$10,580.01	\$2,645.00
Year 2	\$10,580.01			
Program Assistant I- Kolbi Frandsen - (100% FTE) Certified Teacher, Manages the site teams, accumulates daily attendance, records food usage, approves staff timesheets, and acts as a liaison between the school district, UAN, and other stakeholders.			\$37,080.00	\$9,270.00
Year 2	\$37,080.00			
Family Service Specialist- Clint Albrecht- Assists parents in developing individualized short-and long-term goals and in accomplishing them. Coordinates family learning center, onsite community classes, and coordinating resources that meeting the needs of intergenerational poverty families, establishing and maintaining cooperative relationships with them.			\$2,319.20	\$579.80
Year 2	\$2,319.20			
Site Coordinators (3)- Site Coordinator runs the daily after school operation, recruits volunteers for the clubs, supervises site staff, creates schedules. Gather and disseminate family resources, collaborate with partnering agencies specific to the site. Panguitch - Shanon Leibbrant Escalante- Sondra Jones Boulder - Zoey Ahlstrom Bryce Valley - TBD			\$50,507.52	\$12,626.88
Year 2	(\$18.79 x 18 hours/week x 42 weeks = \$14,205.24 x 3 staff) (\$18.79 x 10 hours/week/42 weeks= x 1 staff- Boulder)			
4-H Instructors - Assist with the evaluation at each site, run clubs. \$16 per hour			\$80,640.00	\$20,160.00
Year 1-3	(12 hours/week x 42 weeks= x 10 staff)			
Employee Benefits:				
	Program Director - Callie Ward - 45% of salary		\$4,519.62	\$1,129.91
	Program Coordinator- Kolbi Frandsen - 45% of salary		\$15,840.00	\$3,960.00
	Family Service Specialist- Clint Albrecht - 45% of wage		\$1,020.45	\$255.11
	Site Coordinators (3) - 8.3% of wage		\$3,311.28	\$827.82
	4-H Instructors - 8.3% of wage		\$5,160.96	\$1,290.24
Purchased Professional & Tech Services:				
	Mentor Teachers: certified teacher or principal to consult on school alignment		\$3,000.00	\$750.00
	Target Tutoring Stipend (Contracted) \$25 per hour x 3 sites. Intense intervention		\$7,500.00	\$1,875.00
	Background Checks - (\$55 x 15 part-time staff)		\$825.00	\$206.25
Travel:				
	In State Training- USU Extension Faculty and/or staff to attend in state 4-H Positive Youth Development, Utah After School Network trainings. Costs include accommodations, per diem, etc. Trainings will vary depending on specific staff needs.		\$6,000.00	\$1,500.00

ESTIMATED ITEMIZED 12 Week BUDGET

Utah State Board of Education AFTERSCHOOL School Year 25-26 USU Extension- Garfield County 4-H		Year 2	First 12 Weeks
	<p>Mileage Reimbursement- Due to the vast size of Garfield County, it takes approximately one hour to each site from the County Seat of Panguitch. To travel to the Wasatch Front for state training ranges from 3-5 hours depending on site.</p> <p>Travel for Program Director/ Coordinator specific to county travel amongst each site and to coordinate services with other agencies.</p> <p>Travel for Family Life Specialist specific to county travel amongst each site and to coordinate services with other agencies.</p> <p>Travel for county/state training, travel to accumulate supplies and share resources with other sites.</p>	\$3,500.00	\$875.00
Supplies and Materials:			
	<p>4-H Community Club Supplies - consumable materials & supplies needed to run the club and curriculum. Materials needed will vary depending on lesson. Clubs will be running in 6-week increments called sessions. Two enrichment clubs per session, two academic clubs per session, Five sessions per year=20 clubs funds decreasing as we purchase sustainable supplies and materials. While this number is low and decreases, we have reusable materials available from USU Extension, so many clubs will have minimal costs. Photocopies are provided outside of grant funds and can be used as needed.</p> <p align="center">42 clubs =\$50 per club x 3 sites</p>	\$5,000.00	\$1,250.00
Year 1-3	<p>Quarterly Family Engagement Events - To help families develop a sense of community and belonging, our program will offer a Family Night Out taking place four times a year across each site.</p> <p align="center">\$300 per event x quarterly x 3 sites = \$3600</p>	\$3,600.00	\$900.00
Year 2	<p>4-H Enrollment - \$10 enrollment fee per year. Covers accident insurance, background checks for volunteers and data management costs.</p> <p align="center">\$10 per enrollment x 30 youth x 3 sites = \$900</p>	\$900.00	\$225.00
	<p>Food - snacks and/or small meals for youth (\$0.60 per youth (15 average per 3 sites) per day x 42 weeks)</p>	\$3,000.00	\$750.00
Total		\$244,304.04	\$61,076.01
Employee Start Date: 08/18/2025		2 weeks - Prep/ Set Up	
Program Start Date: 09/02/2025		10 weeks - Direct Program	
Evaluation Date: 11/14/2025			
12 Week Budget Period - 08/18/2024 - 11/14/2024			

RISE Assessment Data Summaries

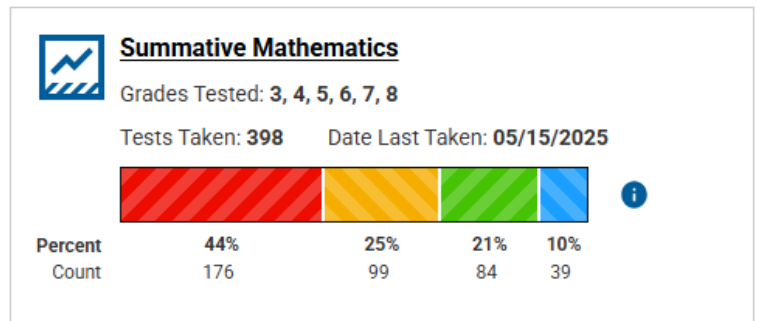
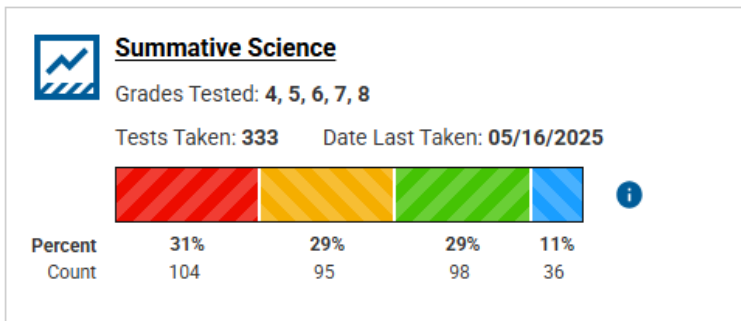
Performance Levels

- 1 - Below Proficient%
- 2 - Approaching Proficient%
- 3 - Proficient%
- 4 - Highly Proficient%

Tests Taken
 "Tests Taken" represents the count of the most recent opportunities taken by students on each test in this test family and for each test reason.

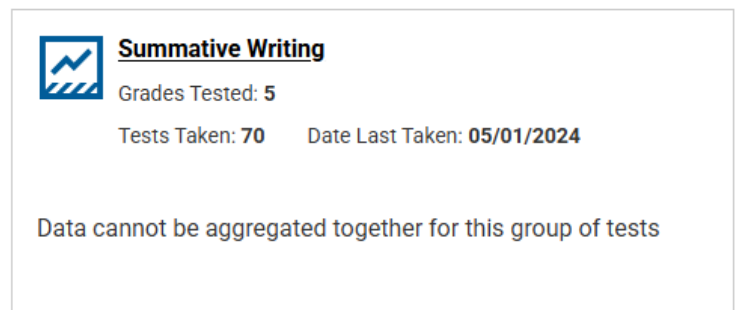
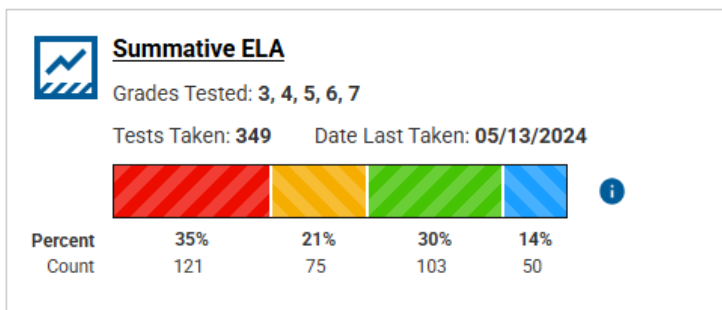
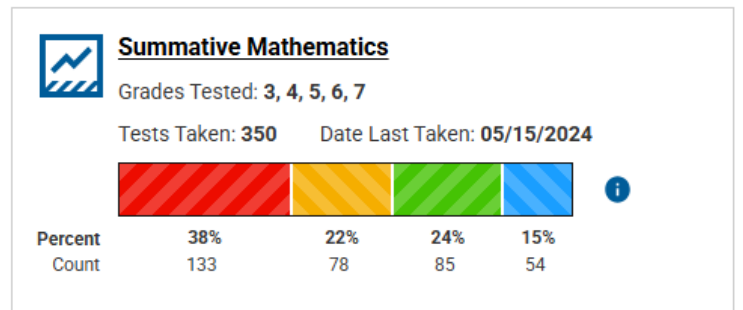
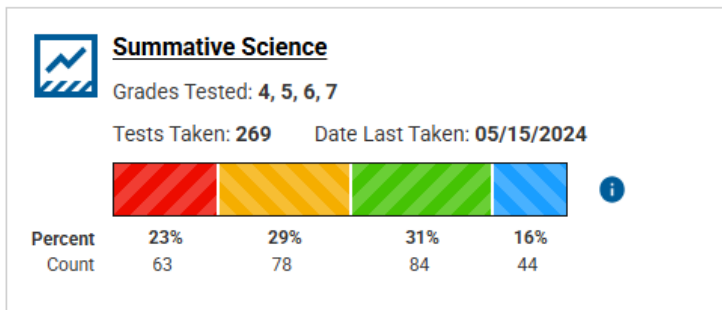
Performance Distribution, By Test Group: GARFIELD DISTRICT, 2024-2025

Filtered By **Test Reasons:** All Test Reasons | **Sorted By:** Date Last Taken



Performance Distribution, By Test Group: GARFIELD DISTRICT, 2023-2024

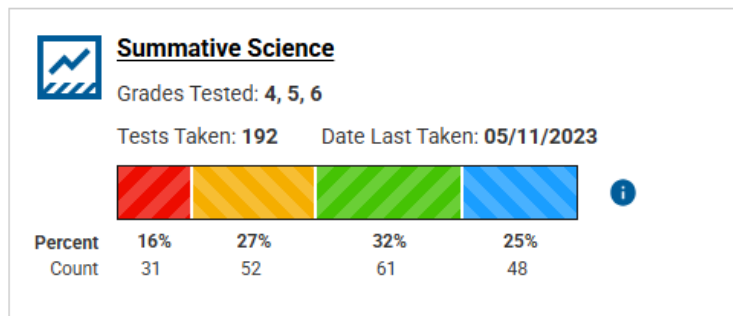
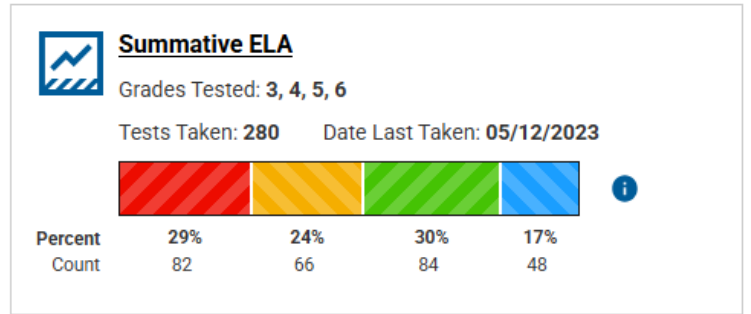
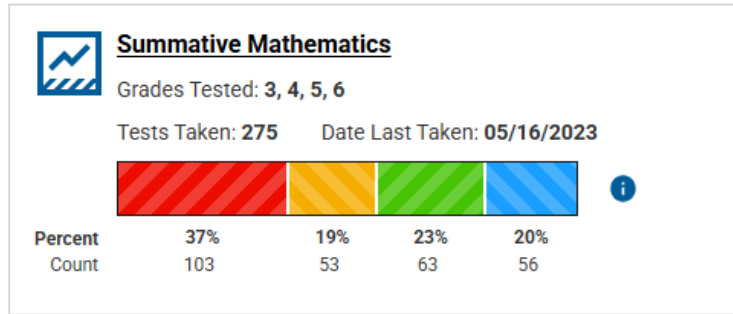
Filtered By **Test Reasons:** All Test Reasons | **Sorted By:** Date Last Taken



RISE Assessment Data Summaries

Performance Distribution, By Test Group: GARFIELD DISTRICT, 2022-2023

Filtered By **Test Reasons:** All Test Reasons | **Sorted By:** Date Last Taken

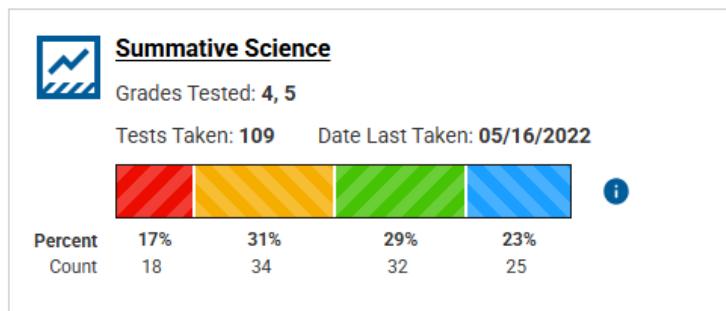
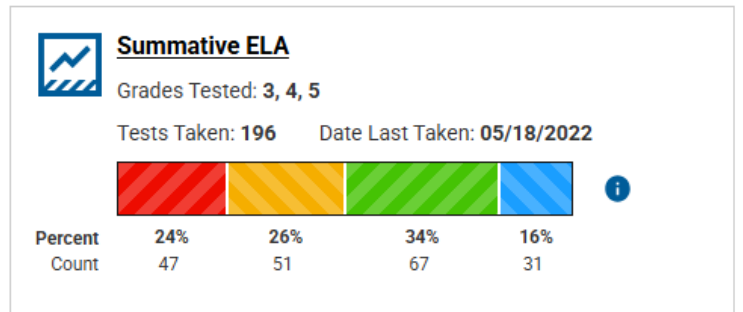
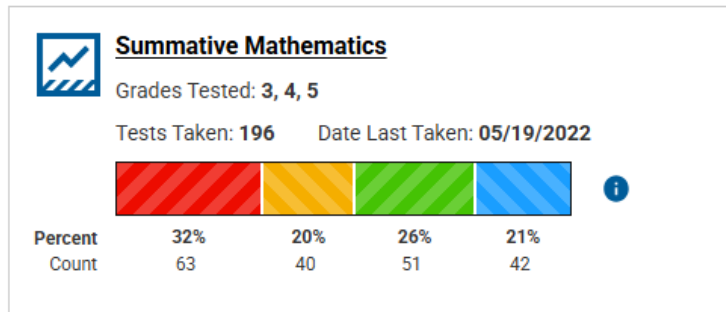


Summative Writing
 Grades Tested: 5
 Tests Taken: 56 Date Last Taken: 05/08/2023

Data cannot be aggregated together for this group of tests

Performance Distribution, By Test Group: GARFIELD DISTRICT, 2021-2022

Filtered By **Test Reasons:** All Test Reasons | **Sorted By:** Date Last Taken



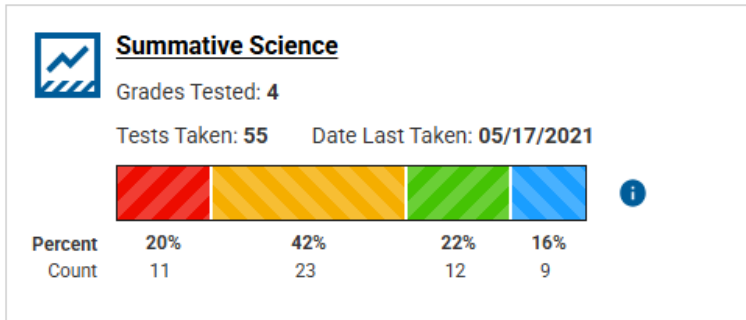
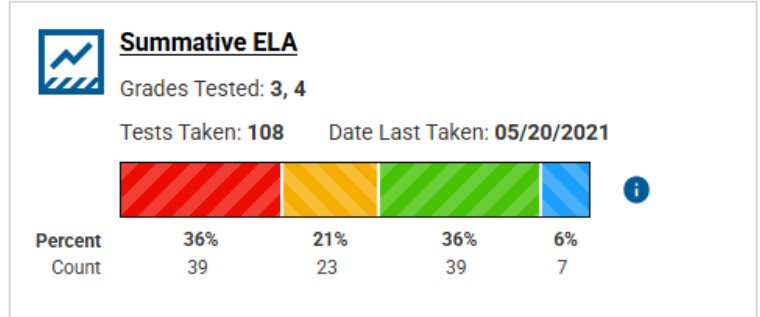
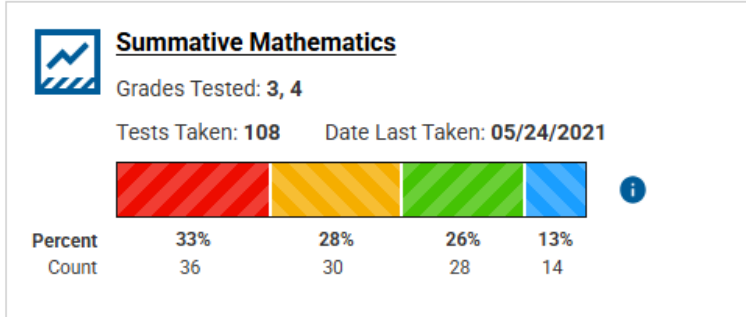
Summative Writing
 Grades Tested: 5
 Tests Taken: 56 Date Last Taken: 05/11/2022

Data cannot be aggregated together for this group of tests

RISE Assessment Data Summaries

Performance Distribution By Test Group: GARFIELD DISTRICT, 2020-2021

Filtered By **Test Reasons:** All Test Reasons | **Sorted By:** Date Last Taken



June 3, 2025

Richard Stowell
Executive Director
Utah School Boards Association
860 East 9085 South
Sandy, Utah 84094

Via courier

RE: 2025 Model Policy Update documents and files

Dear Richard:

I am enclosing the materials for this year's model policy update. I have revised and updated policies in response to bills passed during the 2025 legislative session and revisions to regulations made by the State Board of Education since last year's policy update. I have created eleven new policies (DAHA, DKF, DMBA, ECL, EFE, EHC, FDACG, FDD, FDEB, FGF, and GM). I have also deleted one policy (EFBA). This deleted policy should be removed from the master set.

Apart from new policies, I have made substantive revisions to 63 existing policies. I have updated citation references or made very minor changes to 90 existing policies. In response to S.B. 66, which changed statutory references to "classified" employees to refer instead to "education support professional," I have revised or deleted language in a further 11 policies. The various changes required updating the table of contents for sections D, E, F, and G.

To assist subscribing school districts in the process of adopting or revising their policies, the following pages list new policies, those policies with substantive revisions, those where the changes related only to "classified" employee terminology, and those where the revisions were limited to citation updates or minor terminology changes. I am enclosing paper copies of the revised policies, along with a thumb drive which contains electronic copies of revised sections (redline and clean versions) and an updated complete policy set. Note that in those instances where a new policy was created, the "redline" version does not show added or deleted text. Please let me know of any problems with the files.

I appreciate having had the opportunity to assist USBA in providing updated model policies. Please let me know of anything further that I may do to improve the quality of this

service that USBA provides to its member school districts.

Very truly yours,

**BURBIDGE VAN KOMEN TANNER & SCRUGGS,
LLC**



Patrick L. Tanner

Enclosures

USBA 2025 Model Policy Revision
List of Policy Changes

New Policies

DAHA Drug Testing of Other Employees
DKF Military Leave
DMBA Employee Work Information Privacy
ECL Curriculum: Firearm Safety
EFE Grading: Packet Credit
EHC Graduation: Focused Graduation Pathway
FDACG Health Requirements and Services: Mental Health Care
FDD School Meal Payments
FDEB Prohibited Food Additives
FGF Student Rights and Responsibilities: Student Privacy and Modesty
GM Flags on School Property

Deleted Policies

EFBA Kindergarten Programs and Assessment

Policies With Substantive Changes

BAB Board Fiscal Responsibilities
BBC Board Members: Vacancies on the Board
BBD Board Members: Conflicts of Interest
BEA Board Meetings: Notice Requirements
CAH Program Accounting
CB Procurement
CBG Procurement: Contracts and Contract Limitations
CBK Procurement: Child Nutrition Program Procurement
CE School Safety
CEA School Safety: Video and Audio Surveillance
CED Contracts for Armed School Security Guard Services
CJCA Transportation: Equipment: Buses
CJDBA Transportation: Operations—Unauthorized Persons on Buses
DACA Employment: Personal Reporting of Arrests and Convictions
DAI Staff Code of Conduct
DABA Employment: Paraprofessional Qualifications
DDC Reporting Substantial Threats Against a School
DFA Educator Induction, Mentoring, and Professional Learning
DFC Employee Surveys
DFE Highly Needed Educator Salary Supplement
DHCD Credit for Prior Teaching
ECBB Curriculum: Elective Instruction—Driver Education

ECC Curriculum: Early Learning Plan
ECF Curriculum: Religious Neutrality
ECH Curriculum: Sex Education
ECJ Curriculum: Ethnic Studies
EDC Special Programs: Education of Youth in Care
EEB Instructional Resources: Internet Policy
EEE Instructional Resources: Evaluation and Selection of Instructional Material
EEEB Instructional Resources: Evaluation and Selection of Supplemental Material
EFB Grading: Testing Procedures and Standards
EFBB Grading: Testing Procedures and Standards—Exclusion from Testing
EFD Grading: Course Grade Replacement
EHA Graduation: Graduation Requirements
FABA Participation in Sex-Designated Athletic Activities, Programs, and Events
FBA Admissions and Attendance: Eligibility and Admissions Requirements
FBAB Admissions and Attendance Military Children
FBAC Admissions and Attendance Kindergarten
FBB Admissions and Attendance: Compulsory Education
FDAB Health Requirements and Services Immunizations
FDACA Medical Treatment Directives
FDACB Health Requirements and Services: Student Treatment for Diabetes
FDACC Health Requirements and Services Students with Potentially Life Threatening Allergies
FDACD Health Requirements and Services Student Asthma Emergency
FDACE Health Requirements and Services: Medical Recommendations by School Personnel to Parents
FDH Student Toilet Training
FEA Education and Family Privacy
FED Student Data Protection
FGAB Student Conduct Policy: Electronic Devices
FGAD Student Rights and Responsibilities Bullying, Cyber-bullying, Hazing, and Abusive Conduct
FH Student Discipline
FHA Safe Schools
FHAf Safe Schools Emergency Safety Interventions
FHC Notification Received from Juvenile Courts
FI Student Fees, Fines, and Charges
FK School Uniforms
GA Public Information Program Public Records
GAA Government Data Privacy
GBA Board of Education Hotline
GCA Conduct on School Premises
GCD Political Party Use of School Meeting Facilities
GCG School Climate Surveys
GE School Community Councils
GJ Child Sexual Abuse and Human Trafficking Prevention Education

Policies Changing “Certified” Employee Terminology:

BDAB President of the Board: Duties
BLA Administrative Personnel: Duties of Principals
CGA School Plant: Hazardous Materials
DBB Contracts: Education Support Professionals
DBD Limitations on Extra Duty Assignments
DGA Education Support Professional Evaluation
DHA Orderly School Termination for Employees
DHB Reduction in Force
DHC Redress of Grievances
DKBA District Employee and Student Relations
DKC Family Medical Leave

Policies With Non-substantive Changes

BAA Board Legal Status: Powers and Duties
BBA Board Members: Eligibility and Qualifications
BBB Board Members: Elections and Redistricting
BDA Board Internal Organization: Other Officers
BE Board Meetings
BEB Board Meetings Recordings and Minutes
BEC Board Meetings: Closed Meetings
BEE2 Board Meetings: Electronic Meetings Electronic Meetings Authorized
BFA School Closures and Boundary Changes
BJB Superintendent: Qualifications and Responsibilities
BKB Business Administrator: Qualifications and Responsibilities
BU District Annual Reports
CAB Revenue and Budgeting: Local Revenue
CAD Revenue and Budgeting: District Audit Committee
CAF Financial Reporting
CAG District Fiscal Responsibilities
CBA General Procurement Policies
CBB Procurement: Awarding Contracts by Bidding
CBD Procurement: Awarding Contracts by Request for Proposals
CBDA Procurement: Request for Statement of Qualifications
CBDB Procurement: Approved Vendor List Process
CBDC Procurement: Procurement of Professional Services
CBE Procurement: Small Purchases
CBF Procurement: Exceptions to Standard Procurement Processes
CBH Procurement: Interaction with Other Procurement Units
CBJ Procurement: Contractor Oversight
CBA Procurement: Education Contractor Oversight

CCB Procurement of Construction: Construction Bonds and Security
CCC Procurement of Construction: Limitation on Change Orders
CCE Procurement of Construction: Construction Management Methods
CCF Procurement of Construction: Procurement of Design Professional Services
CCG Procurement of Construction: Construction and School-Site Acquisition Requirements
CDA Procurement Appeals and Oversight: Procurement Protests and Debarment Proceedings
CEB District Emergency Response Plan
CEC Contracts for School Resource Officer Services
CJ Transportation
CJAA Transportation: Planning and Funding: Funding
CJAC Transportation: Planning and Funding: Route Planning
CK Cash Receipts and Expenditures
DAA Employment Objectives: Nondiscrimination
DAB Employment: Licensure
DABB Employment: Student Support Scope of Practice
DAC Employment: Background Checks
DAJ Accommodations for Employee Religious Belief or Conscience
DBG Reemployment of Retirees
DCA Administration Relations
DDA Reporting of Child Abuse
DDB Reporting of Student Prohibited Acts
DDAA Child Sexual Abuse and Human Trafficking Prevention Education
DEAB Procurement of Workers Compensation Insurance
DG Certified Employee Evaluation
DHD Employment Relations: Employee Associations and Wage Deductions
DKAB Hiring Preference of Veterans and Veterans' Spouses
DKB Sexual Harassment
DKE Postpartum and Parental Leave
DLB Grievances Regarding Abusive Conduct
DMA Employee Acceptable Use of Electronic Devices
DMB Employee Acceptable Use of District Electronic Devices
DMC Use of District Email for Political Purposes
EBA Term of Instruction: School Year
EBB Term of Instruction: School Day
ECE Curriculum: College Course Work
ECG Curriculum: American Heritage
EDB Special Programs: Dropout Prevention and Recovery
EEEA Instructional Resources: Evaluation and Selection of Library Material
EEEC Instructional Resources: Evaluation and Selection of Other Learning Material
EFC Grading: Participation of Home School, Scholarship, and Private School Students in Statewide Assessments
EGA Guidance: Individual Learning Plan/Plan for College and Career Readiness
EHE Graduation: Adult Education Graduation
FA Equal Educational Opportunities
FAB Transgender Students

FABB Use of Sex-Designated Facilities
FAD Student Notifications
FBBA Dual Enrollment
FBBB Participation in Online Education
FDAC Health Requirements and Services Medical Treatment
FDAD Health Requirements and Services Communicable Diseases
FDAF Concussion and Head Injury
FDF Positive Behaviors Plan
FF Student Activities
FFD Student Activities: Non-enrolled District Students' Participation in Extracurricular Activities
FGAD Student Rights and Responsibilities Bullying, Cyber-bullying, Hazing, and Abusive Conduct
FGD Student Rights and Responsibilities Interrogations and Searches
FHAB Safe Schools Sexual Harassment
FHAE Safe Schools Disruptive Student Behavior
FHAG Safe Schools Tobacco and Electronic Cigarettes
GB Public Complaints
GD Parent Access to District Instructional Material
GDA Parent Access to Student Library Information
GF Fundraising and Donations
GFA Fundraising and Donations Private and Non-School-Sponsored Activities and Fundraising
GK Educational Authority of Separated Parents

Recommendation to the Board: Community Access to Advertising at School Locations

Background

Our district receives frequent requests from community organizations (e.g., City Recreation Little League, 4H, civic clubs) to advertise opportunities for youth. These programs provide meaningful enrichment and community service. However, concerns have been raised about the perception that the district is entering into a partnership with organizations we do not **govern**, which could create liability and reputational risk.

Challenge

- **Benefit:** Students and families gain access to local services and enrichment opportunities that support their development.
- **Risk:** Without clear rules, the district may appear to endorse or partner with organizations outside our governance, exposing us to potential risk.

Recommendation

Adopt a “**Community Access to Information**” procedure that provides neutral access while protecting the district. Key components:

1. Neutral Bulletin Board/Calendar

- Each school will maintain a designated physical or digital space for community notices.
- All postings must serve youth/family enrichment purposes (e.g., recreation, service, educational opportunities).

2. Mandatory Disclaimer

- Every flyer, notice, or posting must include:
“This activity is not sponsored by [District/School]. The District assumes no responsibility for the conduct or safety of the program.”

3. Approval & Oversight

- Principals (with business administrator review if needed) will approve postings to ensure consistency with board policy, ethics standards, and community values.

- The district retains discretion to deny postings that are inconsistent with law, district values, or that create undue risk.

4. Facilities Use Agreements for Events

- If an outside group wishes to use district property for meetings or activities, a facilities use agreement (with proof of insurance) is required.

5. Equal Access Standard

- The same rules apply to all organizations (4H, city rec, church groups, civic clubs, etc.) to avoid favoritism.
- No preferential treatment or district endorsement will be given.

Rationale

This approach provides:

- **Access** to community programs that benefit students.
- **Clarity** that the district does not endorse or govern these groups.
- **Protection** against liability or perceptions of favoritism.

Board Decision Requested

The board is asked to approve adoption of the **Community Access to Information procedure** as outlined above.

Truth in Taxation Public Hearing

Thursday, August 21, 2025 6:00 PM

Garfield County Courthouse, 55 S Main St., Panguitch, UT 84759

I. Call to Order

II. Statement of Purpose

Lane introduced the topic of the truth in taxation hearing. He provided an overview of the amount of the increase, what the funds will be used for, and discussed the reasons the increase is taking place.

III. Public Comment

Public Comment: Bill Wepner

- Bill Wepner questions the increase in revenue and the definition of a certified tax rate.
- He argues that the increase in revenue is not in line with the definition of a certified tax rate, which should remain stable.
- Wepner mentions his experience on the board and the historical trend of lowering school taxes.
- He questions the need for the \$1.07 million increase and suggests bonding for capital expenditures.

Public Comment: Brenda Beckler

- Brenda Beckler expresses concerns about the impact of increasing taxes on local residents, particularly those on fixed incomes.
- She suggests exploring other funding options like cutting unnecessary expenditure or seeking private funding.
- Beckler asks for details on how the taxes will be used and mentions a neighbor's concerns about building a cabin due to increased taxes.

Public Comment: Steve Garrett

- Steve Garrett presents his tax bill and questions the significant increase in taxes.
- He argues that the increase is not in line with the state's truth in taxation law, which should decrease rates with increasing property values.
- Garrett mentions his recent conversation with the state about the truth in taxation law and the need for adjustments.
- He suggests the district should cut back on expenses and not expect taxpayers to bear the burden.

Public Comment: Harshad Desai

- Harshad Desai emphasizes the importance of adhering to the state's truth in taxation law.
- He argues that the increase in property values should result in a decrease in tax rates to maintain revenue neutrality.
- Desai suggests the district should address the

issue with the county commission if the state's law is not being followed.

- He mentions the significant increase in property values and the need for adjustments in tax rates.

Public Comment: Nathaniel Colt

- Nathaniel Colt expresses his support for the homework and knowledge brought to the meeting by other speakers.
- He shares his personal experience with property tax increases and the impact on his budget.
- Colt suggests the district should cut back on expenses and not expect taxpayers to bear the burden.
- He mentions his intention to hire an attorney to grieve the tax increase and possibly change his residency.

Public Comment: Steve Lambert

- Steve Lambert shares his experience with property tax increases and the impact on his properties.
- He questions the significant increase in taxable value for properties with no improvements.
- Lambert mentions his properties in Sky Valley and the increase in taxable value despite no changes.
- He expresses frustration with the increase and the lack of understanding behind the calculations.

Public Comment: Shannon Fawson

- Shannon Fawson compares the school district to a public company and questions its financial management.
- She mentions her frustration with the increase in taxes and the lack of transparency in the district's financial decisions.
- Fawson suggests the district should cut back on expenses and not expect taxpayers to bear the burden.
- She expresses her intention to take further action if the tax increase is not addressed.

Public Comment: Brent Night

- Brent Night shared his experience with the tax increase on his summer home property.
- He asked for clarification on the need to build a new middle school.

Public Comment: Justin Whitlock

- Justin Whitlock shared his concerns regarding the recent property tax increase.
- He encouraged the board to explore alternative options to help offset costs rather than raising the tax rate.
- He expressed frustration with overtaxation and asked the board to work collaboratively with citizens to identify solutions other than increasing taxes.

Public Comment: Lance Syrett

- Lance Syrett expressed his disappointment with the tax increase and shared how it will personally impact him.
- He asked whether the district had discussed the tax rate with the county government.
- He requested clarification regarding the additional one million dollars.
- He voiced frustration over the tax increase, noting that other states are considering eliminating property taxes altogether.

Public Comment: Denise Payne

- Denise Payne shared her frustration with the tax increase and the size of the increase this year.
- She asked why the tax rate had not been raised gradually over the past several years and requested clarification on where the additional funds will be allocated.

Lane addressed many of the comments made by audience members including the total dollar figure, the uses of funds, and other matters.

Board members commented on the truth in taxation situation and their positions on the matter.

IV. Board Action Item

IV.A. Tax Rate

Curtis made a motion to ratify the rates as presented.

The motion was seconded by Jared. The motion passed 4-1 with Ralph voting Nay.

V. **Adjournment**



Garfield County School District

145 E. Center St., PO Box 398, Panguitch, UT 84759
435-676-8821

DATE: September 17, 2025

TO: Garfield Board of Education

FROM: Lane Mecham, Business Administrator

RE: September Finance Report

The year is progressing normally and receipts are coming in as expected. No concerns to report at this time.

Revenues (Excluding Transfers)

	Budget	YTD Actual	% of Budget
M&O (General Fund)	\$22,366,108	\$4,500,015	20.12%
Capital Projects Fund	\$2,143,108	\$112,546	5.25%
Combined	\$24,509,216	\$4,612,561	18.82%

Expenditures

	Budget	YTD Actual	% of Budget
M&O (General Fund)	\$20,614,853	\$1,557,684	7.56%
Capital Projects Fund	\$6,845,000	\$1,621,562	23.69%
Combined	\$27,459,853	\$3,179,246	11.58%

Change in Net Position (Adding Back Capital Leases and Transfers)

	Budget	YTD Actual
M&O (General Fund)	\$1,751,255	\$2,942,331
Capital Projects Fund	(\$4,701,892)	(\$1,509,016)
Other Sources/(Uses)	\$0	\$0
Combined	(\$2,950,637)	\$1,433,315
		+

This is my report, if the Board or public has any questions, I encourage them to contact me through email at lane.mecham@garfk12.org or by phone at 435-676-1302.

Sincerely,

Lane Mecham
Business Administrator



GARFIELD COUNTY SCHOOL DISTRICT

Substitute Teacher Hiring Documentation Form

*****APPLICANT MUST SUBMIT A COMPLETED GCSD CLASSIFIED EMPLOYMENT APPLICATION & THIS FORM PRIOR TO SCHEDULING BACKGROUND CHECKS*****

NAME Emily Rose HM PHONE () _____

ADDRESS 361 W 1005 CELL (435) 592-5430

CITY Tropic STATE VT ZIP 84776

EMAIL emily.pierson22@hotmail.com

Identify the days of the week you are available to work. Mark your choices with an "X".

IF YOU ARE AVAILABLE ALL DAYS, CHECK HERE

(A.M.) MON ___ TUES ___ WED ___ THURS ___ FRI ___

(P.M.) MON ___ TUES ___ WED ___ THURS ___ FRI ___

Please choose the types of locations. Mark your choices with an "X".

SCHOOLS

LOCATION

Elementary School

___ Antimony

High/Middle School

___ Boulder

___ Both

Bryce Valley

Custodial Sub ___

___ Escalante

Food Service Sub ___

___ Panguitch

For School Use Only:

Substitute training has been provided by the authorized Administrator.

Candidate has been informed position is contingent upon successful background check and board of education approval.

Instructions have been given for candidate to schedule a background check and take the following items to complete payroll paperwork: Current Driver's License, SS Card, Voided Check or Saving's Deposit Slip.

Administrator's Signature: _____

Date: Aug. 20, 2025



GARFIELD COUNTY SCHOOL DISTRICT

Substitute Teacher Hiring Documentation Form

*** APPLICANT MUST SUBMIT A COMPLETED GCSD CLASSIFIED EMPLOYMENT APPLICATION & THIS FORM PRIOR TO SCHEDULING BACKGROUND CHECKS ***

NAME Laura Bowers HM PHONE () _____
ADDRESS 2305 E. Castle Canyon CELL (619) 823-6273
CITY Panguitch STATE UT ZIP 84759
EMAIL bowers_lb@yahoo.com

Identify the days of the week you are available to work. Mark your choices with an "X".

IF YOU ARE AVAILABLE ALL DAYS, CHECK HERE _____

(A.M.) MON X TUES X WED X THURS X FRI _____

(P.M.) MON _____ TUES _____ WED _____ THURS _____ FRI _____

Please choose the types of locations. Mark your choices with an "X".

SCHOOLS

LOCATION

_____ Elementary School

_____ Antimony

_____ High/Middle School

_____ Boulder

X Both

_____ Bryce Valley

Custodial Sub _____

_____ Escalante

Food Service Sub _____

X Panguitch

For School Use Only:

- Substitute training has been provided by the authorized Administrator.
- Candidate has been informed position is contingent upon successful background check and board of education approval.
- Instructions have been given for candidate to schedule a background check and take the following items to complete payroll paperwork: Current Driver's License, SS Card, Voided Check or Saving's Deposit Slip.

Administrator's Signature: Russell M. Jensen Date: 08/30/2025



GARFIELD COUNTY SCHOOL DISTRICT

Substitute Teacher Hiring Documentation Form

***** APPLICANT MUST SUBMIT A COMPLETED GCSD CLASSIFIED EMPLOYMENT APPLICATION & THIS FORM PRIOR TO SCHEDULING BACKGROUND CHECKS *****

NAME Kyra Brinkhoff HM PHONE (435) 633 3715
ADDRESS 60 south 100 East CELL (435) 633 3236
CITY Tropic STATE Utah ZIP 84776
EMAIL KyraBrink27@gmail.com

Identify the days of the week you are available to work. Mark your choices with an "X".

IF YOU ARE AVAILABLE ALL DAYS, CHECK HERE X

(A.M.) MON ___ TUES ___ WED ___ THURS ___ FRI ___

(P.M.) MON ___ TUES ___ WED ___ THURS ___ FRI ___

Please choose the types of locations. Mark your choices with an "X".

SCHOOLS

LOCATION

X Elementary School

___ Antimony

___ High/Middle School

___ Boulder

___ Both

X Bryce Valley

Custodial Sub ___

___ Escalante

Food Service Sub ___

___ Panguitch

For School Use Only:

CR Substitute training has been provided by the authorized Administrator.

CR Candidate has been informed position is contingent upon successful background check and board of education approval.

CR Instructions have been given for candidate to schedule a background check and take the following items to complete payroll paperwork: Current Driver's License, SS Card, Voided Check or Saving's Deposit Slip.

Administrator's Signature: [Signature] Date: 8.21.2025

**Garfield County School District
Hiring Documentation**

School: **BES**

Position: **Para/Cust./Food Service** Date: **8-25-2025**

All Applicants

Name	Name
Heidi Sola	

Applicants Interviewed

Name	Name
Heidi Sola	

**Interview Committee or
Screening Committee**

Name	Position
	Community Council Member
John Dodds	District Employee
Andria Roghaar	District Employee
Lucas Tamminen	
Andy Rice	

Recommendation for position(s):
Heidi Sola

Signature of Administrator: **John Dodds**



Garfield County School District
Hiring Documentation

School: **Garfield Online**

Position: **Full-Time Teacher**

Date: **8/22/25**

All Applicants

Name	Name
Jenae Raban	
Judy Rembacz	
Abby Garrett	
Kyra Duncan	

Applicants Interviewed

Name	Name
Jenae Raban	
Judy Rembacz	
Abby Garrett	
Kyra Duncan	

**Interview Committee or
Screening Committee**

Name	Position
Madison Parler	Community Council Member
John Dodds	District Employee
Kimberly Blood	District Employee
Sally James	
Taylor Steed	

Recommendation for position(s):
Jenae Raban

Signature of Administrator:





GARFIELD COUNTY SCHOOL DISTRICT

Substitute Teacher Hiring Documentation Form

NAME Angie Bailey HM PHONE () _____
 ADDRESS 55th N 200 E CELL (435) 690-0689
 CITY Panguitch STATE UT ZIP 84759
 EMAIL angeebailey12@gmail.com

Identify the days of the week you are available to work. Mark your choices with an "X".

IF YOU ARE AVAILABLE ALL DAYS, CHECK HERE _____

(A.M.) MON ___ TUES X WED X THURS X FRI ___

(P.M.) MON ___ TUES X WED X THURS X FRI ___

Please choose the types of locations. Mark your choices with an "X".

SCHOOLS

- Elementary School
- High/Middle School
- Both

LOCATION

- Antimony
- Boulder
- Bryce Valley
- Escalante
- Panguitch (SPED & Preschool only)

For School Use Only:

- Substitute training has been provided by the authorized Administrator.
- Candidate has been informed position is contingent upon successful background check and board of education approval.
- Instructions have been given for candidate to schedule a background check and take the following items to complete payroll paperwork: Current Driver's License, SS Card, Voided Check or Saving's Deposit Slip.


Administrator's Signature: Lisa Berenholt Date: 8/26/25

Garfield County School District
Hiring Documentation

School: Bryce Valley High School

Position: 14 Hour Para Position

Date: 8/27/25

All Applicants	
Name	Name
Heather Gray	
Applicants Interviewed	
Name	Name
Heather Gray	
Screening Committee	
Name	Position
Kristine Nez	
Rowdy Miller	District Employee
Samie Ott	District Employee
Recommendation for position(s): Heather Gray	
Signature of Administrator: 	



GARFIELD COUNTY SCHOOL DISTRICT

Substitute Teacher Hiring Documentation Form

NAME Sharla Poast HM PHONE () _____
ADDRESS 456 S 600 West #563 CELL (702) 372-3854
CITY Escalante STATE Utah ZIP 84726
EMAIL sharla.poast@garfk12.org

Identify the days of the week you are available to work. Mark your choices with an "X".

IF YOU ARE AVAILABLE ALL DAYS, CHECK HERE

(A.M.) MON ___ TUES ___ WED ___ THURS ___ FRI ~~___~~

(P.M.) MON ___ TUES ___ WED ___ THURS ___ FRI ~~___~~

Please choose the types of locations. Mark your choices with an "X".

SCHOOLS

Elementary School

High/Middle School

Both

LOCATION

___ Antimony

___ Boulder

___ Bryce Valley

Escalante

___ Panguitch

For School Use Only:

Substitute training has been provided by the authorized Administrator.

Candidate has been informed position is contingent upon successful background check and board of education approval.

Instructions have been given for candidate to schedule a background check and take the following items to complete payroll paperwork: Current Driver's License, SS Card, Voided Check or Saving's Deposit Slip.

Administrator's Signature: _____

Date: _____

8/28/25

**Garfield County School District
Hiring Documentation**

School: **Bryce Valley Elementary** Position: **RBT Para Specialist** Date: **8/27/2025**

All Applicants

Name	Name
Erica Shakespear	
Adam Platt	
Beth Johnson	

Applicants Interviewed

Name	Name
Erica Shakespear	
Adam Platt	
Beth Johnson	

**Interview Committee or
Screening Committee**

Name	Position
Trista Rich	District Employee
Becky Dalton	District Employee
Makayla Chamberlain	District Employee
Amber Williams	Community Member / Parent

Recommendation for position(s):
We recommend that Erica Shakespear be hired as a Registered Behavior Technician Para Specialist.

Signature of Administrator: 



GARFIELD COUNTY SCHOOL DISTRICT

Substitute Teacher Hiring Documentation Form

NAME Kayla Boshell HM PHONE ()

ADDRESS P.O. Box 944 CELL (435) 531-6733

CITY Panguitch STATE UT ZIP 84759

EMAIL Kaybosh10@gmail.com

Identify the days of the week you are available to work. Mark your choices with an "X".

IF YOU ARE AVAILABLE ALL DAYS, CHECK HERE

(A.M.) MON X TUES X WED X THURS X FRI

(P.M.) MON TUES WED THURS FRI

Please choose the types of locations. Mark your choices with an "X".

SCHOOLS

LOCATION

Elementary School

Antimony

High/Middle School

Boulder

Both

Bryce Valley

X Preschool

Escalante

X Panguitch

For School Use Only:

- Substitute training has been provided by the authorized Administrator.
Candidate has been informed position is contingent upon successful background check and board of education approval.
Instructions have been given for candidate to schedule a background check and take the following items to complete payroll paperwork: Current Driver's License, SS Card, Voided Check or Saving's Deposit Slip.

Administrator's Signature: Lisa Breenholt Date: Sept 5, 2025



GARFIELD COUNTY SCHOOL DISTRICT

Substitute Teacher Hiring Documentation Form

NAME William Roach HM PHONE (435) 690-9936
ADDRESS 4620 N. Navajo CELL () '
CITY Boulder STATE UT ZIP 84716
EMAIL Bill Roach@gmail.com

Identify the days of the week you are available to work. Mark your choices with an "X".

IF YOU ARE AVAILABLE ALL DAYS, CHECK HERE _____

(A.M.) MON X TUES X WED X THURS X FRI X

(P.M.) MON X TUES X WED X THURS X FRI X

Please choose the types of locations. Mark your choices with an "X".

SCHOOLS

X Elementary School
X High/Middle School
_____ Both

LOCATION

_____ Antimony
X Boulder
_____ Bryce Valley
X Escalante
_____ Panguitch

For School Use Only:

- _____ Substitute training has been provided by the authorized Administrator.
- _____ Candidate has been informed position is contingent upon successful background check and board of education approval.
- _____ Instructions have been given for candidate to schedule a background check and take the following items to complete payroll paperwork: Current Driver's License, SS Card, Voided Check or Saving's Deposit Slip.

Administrator's Signature: [Signature] Date: 9/9/25

Garfield County School District
Hiring Documentation

School: Escalante Elementary Position: Paraprofessional Date: 259/11/1

All Applicants

Name	Name
Brittney Nelson	
Cameo McMurtrey	
Malisa Spencer	

Applicants Interviewed

Name	Name
Brittney Nelson	
Cameo McMurtrey	
Malisa Spencer	

**Interview Committee or
Screening Committee**

Name	Position
	Community Council Member
	District Employee
	District Employee
Tari Cottam	EES Secretary
Justine McDonald	EES RBT Paraprofessional
Maggie McAndrews	EES Sped Teacher
Larry Marshall	EES Teacher
Ryan Bytheway	EES Principal

Recommendation for position(s):
Brittney Nelson

Signature of Administrator: 

Garfield County School District
Hiring Documentation

School: Escalante Elementary Position: Para/Librarian Date: 9/11/25

All Applicants

Name	Name
Grace Welker	Brittney Nelson
Cameo McMurtrey	Malisa Spencer

Applicants Interviewed

Name	Name
Grace Welker	Brittney Nelson
Cameo McMurtrey	Malisa Spencer

**Interview Committee or
Screening Committee**

Name	Position
	Community Council Member
	District Employee
	District Employee
Tari Cottam	EES Secretary
Maggie McAndrews	EES Sped Teacher
Justine McDonald	EES RBT Paraprofessional
Larry Marshall	EES Teacher
Ryan Bytheway	EES Principal

Recommendation for position(s):
Grace Welker

Signature of Administrator: 

August 25, 2025

To whom it may concern,

Please accept this as my formal resignation from the substitute teacher position for Garfield County School District. Due to the starting of my own academic school year, I will no longer be available to work. Thank you for offering me the position.

Best wishes and thank you,

Alecia Heaton

Enrollment as September 16, 2025 – 1,331*

*Decrease of 158 students from August 2025 (1,489)

Garfield School District																	2025	2026	2027	
Enrollment																	Reports	Groups	Setup	Codes
Active Students	Grade:	PK	K	1	2	3	4	5	6	7	8	9	10	11	12	Total				
Boulder Elementary					1	1		2	1							5				
Bryce Valley Elementary		10	18	18	15	21	22	20	21							145				
Escalante Elementary		21	8	14	16	8	11	10	15							103				
Garfield Online School			86	110	90	80	64	53	41							524				
Panguitch Elementary		40	29	26	29	29	28	36	29							246				
Bryce Valley High School										15	24	26	10	29	19	123				
Escalante High School										12	9	10	15	8	9	63				
Panguitch High School										34	29	26	36	31	37	193				
Effective 9/16/2025		71	141	168	151	139	125	121	107	61	62	62	61	68	65	1402				
																Pre K -71				
																K-12 Total 1,331				

Pre-K Enrollment

Garfield School District						
Enrollment						
Schools						
Active Students	Grade:	PK - Total	3 yr	4 yr	5 yr	
Boulder Elementary		0	0	0	0	
Bryce Valley Elementary		10	3	7	0	
Escalante Elementary		21	9	11	1	
Panguitch Elementary		40	18	20	2	
Total		71	30	38	3	

**UTAH STATE BOARD OF EDUCATION
MODEL AFFIDAVIT AND EXEMPTION CERTIFICATE
FOR HOME SCHOOL INSTRUCTION**

Student(s) #	Student Name(s)	M/F	Birth Date(s)	Student(s) Boundary School
	Kayslee Clark	F	11/16/08	Panguitch / Garfield
	McKayden Clark	M	8/17/11	" "
	Huntlee Smith Hunter Smith	F M	8/8/16 7/13/17	" "
Address: P.O. Box 1024			City: Panguitch	Zip Code: 84759
Parent / Guardian: Ashlee Smith		Address (if different than student):		
Reason for Home Schooling (optional):				

PARENT / GUARDIAN AFFIDAVIT

I, Ashlee Smith, (Parent/Guardian) of the above named student(s), declare my intent to home school my student(s). I understand and agree:

1. I am solely responsible for the education of my student(s), except to the extent my student is dually enrolled in a public school.
2. I am solely responsible for the selection of instructional materials and textbooks.
3. I am solely responsible for the setting the time, place and method of instruction.
4. I am solely responsible for the evaluation of the home school instruction.

I accept full responsibility for my student and that he/she may not qualify for a high school diploma issued by the Garfield School District or any of its schools.

(For students with IEPs or identified through child find): My decision to home school does not in any way imply that the school district did not provide a free and appropriate public education and I understand and agree that my student has no individual right to receive some or all of the special education and related services he/she would receive if enrolled in a public school in Garfield School District, unless I have arranged for dual enrollment consistent with state law, Section 53G-6-702 and Utah State Board of Education Rule, R277-438.

I understand and agree I may not assume responsibility for the education of my child if I have ever been or if I become convicted of child abuse or have a substantiated finding of child abuse against me as defined in Utah Code 53G-6-204

I have read this agreement and understand my obligations as a home school parent / guardian.

Parent/Guardian Signature: Ashlee Smith Date: 8/22/25

Note: the information on this form is for school / school district use only. If schools/school districts release home school information as "directory information," schools/school districts must do so consistent with federal law.


EXEMPTION CERTIFICATE FOR HOME SCHOOL INSTRUCTION

(To be issued by school district)

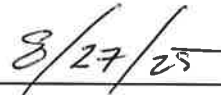
A signed affidavit filed with the school district shall remain in effect as long as:

1. The school-age child attends home school;
2. The school district where the affidavit was filed remains the school-age child's district of residence; and
3. The parent or legal guardian who filed the signed affidavit has not been convicted of child abuse by a court or competent jurisdiction.

The students listed above are exempt from compulsory education based on the parent's/guardian's signed affidavit.



School District Representative Signature



Date

Notice of Intent to Home School


August 30, 2025

To the Garfield County School District and Superintendent John Dodds,

I, Kayenta Southam, hereby notify the school district of Garfield County that I am home educating (i.e. home schooling) my child, Sion Southam, age 6. I intend to be responsible for the education of my child and will be giving them an education in accordance with Utah law. I take full responsibility for the education of my child in accordance with Utah Code 53G-6-204.

I also expressly prohibit the release of any and all information contained in this letter, including directory information as defined in 20 U.S.C. Subsection 1232g(a)(5)(A), without prior written consent by the undersigned. In addition the above information shall be classified as PRIVATE under Utah State Law.

Sincerely,
Kayenta Southam

A handwritten signature in cursive script that reads "Kayenta Southam". The signature is written in dark ink and is positioned above the printed name.

Sandstone Home Education

PO box 1366
Boulder, UT 84716

forrestglade@gmail.com

**UTAH STATE BOARD OF EDUCATION
MODEL AFFIDAVIT AND EXEMPTION CERTIFICATE
FOR HOME SCHOOL INSTRUCTION**

Student(s) #	Student Name(s)	M/F	Birth Date(s)	Student(s) Boundary School
2915	Ashton Lee Soper	M	3-17-10	Panguitch High School

Address: 98 South main P.O. Box 748 City: Panguitch Zip Code: 84759

Parent / Guardian: Mandy Soper Address (if different than student):

Reason for Home Schooling (optional):
Will not go to regular school

PARENT / GUARDIAN AFFIDAVIT

Mandy Soper, (Parent/Guardian) of the above named student(s), declare my intent to home school my student(s). I understand and agree:

1. I am solely responsible for the education of my student(s), except to the extent my student is dually enrolled in a public school.
2. I am solely responsible for the selection of instructional materials and textbooks.
3. I am solely responsible for the setting the time, place and method of instruction.
4. I am solely responsible for the evaluation of the home school instruction.

I accept full responsibility for my student and that he/she may not qualify for a high school diploma issued by the Garfield County School District or any of its schools.

(For students with IEPs or identified through child find): My decision to home school does not in any way imply that the school district did not provide a free and appropriate public education and I understand and agree that my student has no individual right to receive some or all of the special education and related services he/she would receive if enrolled in a public school in Garfield County School District, unless I have arranged for dual enrollment consistent with state law, Section 53G-6-702 and Utah State Board of Education Rule, R277-438.

I have read this agreement and understand my obligations as a home school parent / guardian.

TO BE SIGNED BEFORE A NOTARY:

Parent/Guardian Signature: Mandy Soper Date: 9/10/25

Subscribed and sworn to before me this 10 day of September, 2025

Notary Public: Kim Brinkerhoff

My Commission expires: 10-2-2026
Residing at: Garfield County

Note: the information on this form is for school / school district use only. If schools/school districts release home school information as "directory information," schools/school districts must do so consistent with federal law.



EXEMPTION CERTIFICATE FOR HOME SCHOOL INSTRUCTION

A signed and notarized affidavit filed with the school district shall remain in effect as long as:

1. The school-age child attends home school;
2. The school district where the affidavit was filed remains the school-age child's district of residence; and
3. The parent or legal guardian who filed the signed and notarized affidavit has not been convicted of child abuse by a court or competent jurisdiction.

The following student(s) are exempt from compulsory attendance for the 2025-2026
school year, based upon the parent's/guardian's signed Affidavit , submitted on _____ 20 _____

THIS EXEMPTION EXPIRES: _____

Authorized Signature:  Date: 9/10/25

Note: The information on this form is for school / school district use only. If the school / school district releases home school student information as "directory information," the school / school district must do so consistent with federal law.



Garfield County School District

145 E Center St., Panguitch, UT 84759

Phone: 435-676-8821

Athletic Schedule Assurance Form

Coach's Name: Clint Barney

Coach's Title: Panguitch Boys Basketball Coach

School Name: Panguitch

Sport/Team: Basketball (Boys)

Year/Season: 2025-2026

As the coach of the above-mentioned team, I hereby assure the board of education and the school administration that the following commitments will be upheld for the upcoming year/season:

1. Student-to-Coach Ratio:

A 15:1 student-to-coach ratio will be maintained to ensure adequate supervision and support for all students.

2. District Transportation:

I will be responsible for scheduling district transportation for all events and activities as per the established protocols.

3. State and District Travel Guidelines:

All state and district guidelines for travel will be followed to ensure the safety and compliance of our trips.

I will prioritize instructional time and follow the district guidelines that are designed to limit time out of school.

4. Non-Traditional Accommodations:

Any non-traditional accommodations such as Airbnb or similar services will be used only with the prior permission of the superintendent.

5. Parental Notification of Costs:

Parents will be notified of all costs associated with each trip well in advance, ensuring transparency and allowing ample time for planning.

UHSAA 150 MILE Contest Approval Form

All practice games over 150 miles one way in any sport must be approved by the local board of education. This form must be completed and attached with the eligibility list of that particular sport and include data for each trip.

School Panguitch High Sport Boys Basketball female male

Date of contest

Number miles
(one way)

Destination

Level of play
(var., j.v., soph. fresh.)

Date of contest	Number miles (one way)	Destination	Level of play (var., j.v., soph. fresh.)
December 5, 2025 Return December 6, 2025	280	Blanding / Green River	Varsity, JV, Freshman



Signature of School Board President



Date

Please duplicate this form for use in each sport

UHSAA 150 MILE Contest Approval Form

All practice games over 150 miles one way in any sport must be approved by the local board of education. This form must be completed and attached with the eligibility list of that particular sport and include data for each trip.

School Panguitch Sport Boys Basketball female male

Date of contest

Number miles (one way)

Destination

Level of play (var., j.v., soph. fresh.)

Date of contest	Number miles (one way)	Destination	Level of play (var., j.v., soph. fresh.)
December 19, 2025 <i>Return</i>	197	Price	Varsity, JV
December 20, 2025			



Signature of School Board President



Date

Please duplicate this form for use in each sport

UHSAA 150 MILE Contest Approval Form

All practice games over 150 miles one way in any sport must be approved by the local board of education. This form must be completed and attached with the eligibility list of that particular sport and include data for each trip.

School Panguitch Sport Boys Basketball female male

Date of
contest

Number miles
(one way)

Destination

Level of play
(var., j.v., soph. fresh.)

Date of contest	Number miles (one way)	Destination	Level of play (var., j.v., soph. fresh.)
December 29, 2025 Return	156	Mesquite, NV	Varsity, JV
December 30, 2025			



Signature of School Board President



Date

Please duplicate this form for use in each sport

PANGUITCH HIGH SCHOOL BOYS' BASKETBALL SCHEDULE (2025-2026)

<u>DATE</u>	<u>HOME TEAM</u>	<u>VISITING TEAM</u>	<u>TIME</u>
November 21 (Friday)	Panguitch	El Capitan	3:00 & 6:00
November 25 (Tuesday)	Panguitch	Enterprise	4:00, 5:30 & 7:00
December 3 (Wednesday)	Panguitch	Millard	4:00, 5:30 & 7:00
December 5 (Friday)	San Juan	Panguitch	4:00, 5:30 & 7:00
December 6 (Saturday)	Green River	Panguitch	3:00 & 4:30
December 10 (Wednesday)	Wayne	Panguitch	5:30 & 7:00
December 12 (Friday)	Panguitch	Tintic	4:30 & 6:00
December 13 (Saturday)	Cedar	Panguitch	Fresh – 4:00 JV – 5:30
December 18 (Thursday)	Panguitch	Piute	5:30 & 7:00
December 19 (Friday)	Pinnacle Tournament	Panguitch	TBA
December 20 (Saturday)	Pinnacle Tournament	Panguitch	TBA
December 29 (Monday)	Mesquite Tournament	Panguitch	4:30 & 6:00 PST
December 30 (Tuesday)	Mesquite Tournament	Panguitch	10:00 & 11:30 PST
January 6 (Tuesday)	Escalante	Panguitch	5:30 & 7:00
January 9 (Friday)	Parowan	Panguitch	4:00, 5:30 & 7:00
January 13 (Tuesday)	Panguitch	Bryce Valley	5:30 & 7:00
January 15 (Thursday)	Panguitch	Valley	5:30 & 7:00
January 16 - 17 (Fri. & Sat.)	Sophomore Tournament at Piute		TBA
January 21 (Wednesday)	Milford	Panguitch	5:30 & 7:00
January 23 (Friday)	Panguitch	Wayne	5:30 & 7:00
January 27 (Tuesday)	Panguitch (HOF)	Kanab	4:00, 5:30 & 7:00
January 29 (Thursday)	Bryce Valley	Panguitch	5:30 & 7:00
February 4 (Wednesday)	Panguitch	Water Canyon	5:30 & 7:00
February 12 – 14 (Thurs – Fri.)	Round Region Tournament		
February 21 (Saturday)	State Tournament 1 st Round		TBA

February 26 – 28

1A State Tournament @ SLCC

TBA

****Thanksgiving – Nov. 27 – 30**

****Christmas – Dec. 21-25**

****New Year: Jan. 1**



Garfield County School District

145 E Center St., Panguitch, UT 84759

Phone: 435-676-8821

Athletic Schedule Assurance Form

Coach's Name: Ashlee Miller

Coach's Title: Assistant coach

School Name: Panguitch High School

Sport/Team: Girls Basketball

Year/Season: 2025/2026

As the coach of the above-mentioned team, I hereby assure the board of education and the school administration that the following commitments will be upheld for the upcoming year/season:

1. Student-to-Coach Ratio:

- A 15:1 student-to-coach ratio will be maintained to ensure adequate supervision and support for all students.

2. District Transportation:

- I will be responsible for scheduling district transportation for all events and activities as per the established protocols.

3. State and District Travel Guidelines:

- All state and district guidelines for travel will be followed to ensure the safety and compliance of our trips.
- I will prioritize instructional time and follow the district guidelines that are designed to limit time out of school.


4. Non-Traditional Accommodations:

- Any non-traditional accommodations such as Airbnb or similar services will be used only with the prior permission of the superintendent.

5. Parental Notification of Costs:

- Parents will be notified of all costs associated with each trip well in advance, ensuring transparency and allowing ample time for planning.

By signing below, I acknowledge and commit to these assurances for the well-being and proper management of the students and the team.

Coach's Signature: _____  _____

Date: 08-27-25 _____



Garfield County School District

145 E Center St., Panguitch, UT 84759

Phone: 435-676-8821

Athletic Schedule Assurance Form

Coach's Name: _____ Nadine Owens _____

Coach's Title: _____ Head Coach _____

School Name: _____ Panguitch High School _____

Sport/Team: _____ Girls Basketball _____

Year/Season: _____ 2025/2026 _____

As the coach of the above-mentioned team, I hereby assure the board of education and the school administration that the following commitments will be upheld for the upcoming year/season:

1. Student-to-Coach Ratio:

A 15:1 student-to-coach ratio will be maintained to ensure adequate supervision and support for all students.

2. District Transportation:

I will be responsible for scheduling district transportation for all events and activities as per the established protocols.

3. State and District Travel Guidelines:

All state and district guidelines for travel will be followed to ensure the safety and compliance of our trips.

I will prioritize instructional time and follow the district guidelines that are designed to limit time out of school.

4. Non-Traditional Accommodations:

Any non-traditional accommodations such as Airbnb or similar services will be used only with the prior permission of the superintendent.

5. Parental Notification of Costs:

Parents will be notified of all costs associated with each trip well in advance, ensuring transparency and allowing ample time for

planning.

By signing below, I acknowledge and commit to these assurances for the well-being and proper management of the students and the team.

Coach's Signature: _____ *Nadine Owens* _____

Date: _____ 8-25-25 _____



Garfield County School District

145 E Center St., Panguitch, UT 84759

Phone: 435-676-8821

Athletic Schedule Assurance Form

Coach's Name: Cathy Woolsey

Coach's Title: Head Coach

School Name: Panguitch High School

Sport/Team: Panguitch Cheerleaders

Year/Season: 2025-2026

As the coach of the above-mentioned team, I hereby assure the board of education and the school administration that the following commitments will be upheld for the upcoming year/season:

1. Student-to-Coach Ratio:
 - A 15:1 student-to-coach ratio will be maintained to ensure adequate supervision and support for all students.
2. District Transportation:
 - I will be responsible for scheduling district transportation for all events and activities as per the established protocols.
3. State and District Travel Guidelines:
 - All state and district guidelines for travel will be followed to ensure the safety and compliance of our trips.
 - I will prioritize instructional time and follow the district guidelines that are designed to limit time out of school.
4. Non-Traditional Accommodations:
 - Any non-traditional accommodations such as Airbnb or similar services will be used only with the prior permission of the superintendent.
5. Parental Notification of Costs:
 - Parents will be notified of all costs associated with each trip well in advance, ensuring transparency and allowing ample time for planning.

By signing below, I acknowledge and commit to these assurances for the well-being and proper management of the students and the team.

Coach's Signature: Cathy Woolsey

Date: 08.13.25

UHSAA 150 MILE Contest Approval Form

All practice games over 150 miles one way in any sport must be approved by the local board of education. This form must be completed and attached with the eligibility list of that particular sport and include data for each trip.

School Panguitch High School **Sport** Cheer female male

Date of contest	Number miles (one way)	Destination	Level of play (var., j.v., soph. fresh.)
12/5 or 12/6	206	Timview High School - Winter classic	Whole team - varsity
January 2026 date tba	207	UCCU Center in Orem State competition	Whole team - varsity



Signature of School Board President



Date

Please duplicate this form for use in each sport

PHS Cheer Competitions 25-26

December 5th or 6th TBD Winter Classic @ Timpview High School

January 17th UHSAA Divisional 3 @ Crimson Cliffs High School

January 20th or 21st TBD State Championships @ UCCU Center



Garfield County School District

145 E Center St., Panguitch, UT 84759

Phone: 435-676-8821

Athletic Schedule Assurance Form

Coach's Name: Gary Syrett

Coach's Title: Head coach

School Name: Bryce Valley

Sport/Team: Boys Basketball

Year/Season: 2025-2026

As the coach of the above-mentioned team, I hereby assure the board of education and the school administration that the following commitments will be upheld for the upcoming year/season:

1. Student-to-Coach Ratio:

- A 15:1 student-to-coach ratio will be maintained to ensure adequate supervision and support for all students.

2. District Transportation:

- I will be responsible for scheduling district transportation for all events and activities as per the established protocols.

3. State and District Travel Guidelines:

- All state and district guidelines for travel will be followed to ensure the safety and compliance of our trips.
- I will prioritize instructional time and follow the district guidelines that are designed to limit time out of school.

4. Non-Traditional Accommodations:

- Any non-traditional accommodations such as Airbnb or similar services will be used only with the prior permission of the superintendent.

5. Parental Notification of Costs:

- Parents will be notified of all costs associated with each trip well in advance, ensuring transparency and allowing ample time for planning.

By signing below, I acknowledge and commit to these assurances for the well-being and proper management of the students and the team.

Coach's Signature:  _____

Date: 8-26-25

UHSAA 150 MILE Contest Approval Form

All practice games over 150 miles one way in any sport must be approved by the local board of education. This form must be completed and attached with the eligibility list of that particular sport and include data for each trip.

School Boyer valley Sport Boys Basketball female male

Date of
contest

Number miles
(one way)

Destination

Level of play
(var., j.v., soph., fresh.)

Date of contest	Number miles (one way)	Destination	Level of play (var., j.v., soph., fresh.)
Dec 12-13	305	Monticello and White Horse	Both Boys and Girls
Dec 19 th	153	Traffic in n. car.	Boys
Jan 31 ^d	237	Telos Highschool playing manilla	Both Boys and Girls



Signature of School Board President



Date

Please duplicate this form for use in each sport




**Bryce Valley High School
Boys Basketball
2025-26**



Starting Date: 10-Nov-25
Game Time: 4:00, 5:30, 7:00 pm (Unless otherwise scheduled)
Coaches: Gary Syrett, Karl Roundy, Bryce Syrett

Day	Date	Contest	Time Change
Wed	19-Nov	BV @ EL Cap (boysand Girls)	
Fri	21-Nov	San Jaun @ BV	
Tue	25-Nov	BV @ MILLARD	
Fri	5-Dec	Green River @ BV (boys & girls)	early start
Sat	6-Dec	Beaver Dam @ BV (boys & girls)	
Tue	9-Dec	Escalante @ BV	
Fri	12-Dec	BV @ Monticello (boys & girls)	
Sat	13-Dec	BV @ Whitehorse (both &girls)	10:00, 11:30,1,2:30
Thu	18-Dec	BV @ Valley	
Fri	19-Dec	BV @ Tintic (boys & girls) Boys might be played at Manti	
Sat	20-Dec		
Sat	27-Dec	Parowan @ BV	2:30,4,5:30
Mon	29-Dec	Tabiona @ BV	
Sat	3-Jan	BV @ Manilla provo (boys and girls)	Early Start
Wed	7-Jan	Wayne @ BV	
Tue	13-Jan	BV @ Panguitch	
Thu	15-Jan	BV @ Piute	
Fri	16-Jan	Soph Tournament (location)	
Sat	17-Jan	Soph Tournament (Location)	
Wed	21-Jan	BV @ Water Canyon	
Fri	23-Jan	BV @ Beaver	
Thu	29-Jan	Panguitch @ BV	
Wed	4-Feb	Milford @ BV	
Thu	12-Feb	Region Home School High Seed	
Fri	13-Feb	Region BBB/GBB @ TBA	
Sat	14-Feb	Region BBB/GBB @ TBA	
Tue	18-Feb	State Play in Game	
Thu	26-Feb	State BBB/GBB @	
Fri	27-Feb	State BBB/GBB @	
Sat	28-Feb	State BBB/GBB @	
Mon	21-Feb	State Play in Game	



Garfield County School District

145 E Center St., Panguitch, UT 84759

Phone: 435-676-8821

Athletic Schedule Assurance Form

Coach's Name: Kameron Roundy

Coach's Title: Head Coach

School Name: Bryce valley High school

Sport/Team: Girls Basketball

Year/Season: 2025 - 2026

As the coach of the above-mentioned team, I hereby assure the board of education and the school administration that the following commitments will be upheld for the upcoming year/season:

1. Student-to-Coach Ratio:

A 15:1 student-to-coach ratio will be maintained to ensure adequate supervision and support for all students.

2. District Transportation:

I will be responsible for scheduling district transportation for all events and activities as per the established protocols.

3. State and District Travel Guidelines:

All state and district guidelines for travel will be followed to ensure the safety and compliance of our trips.

I will prioritize instructional time and follow the district guidelines that are designed to limit time out of school.

4. Non-Traditional Accommodations:

Any non-traditional accommodations such as Airbnb or similar services will be used only with the prior permission of the superintendent.

5. Parental Notification of Costs:

Parents will be notified of all costs associated with each trip well in advance, ensuring transparency and allowing ample time for planning.

By signing below, I acknowledge and commit to these assurances for the well-being and proper management of the students and the team.

Coach's Signature:  _____

Date: 8/26/25

UHSAA 150 MILE Contest Approval Form

All practice games over 150 miles one way in any sport must be approved by the local board of education. This form must be completed and attached with the eligibility list of that particular sport and include data for each trip.

School Bryce valley High School **Sport** Girls Basketball female male

Date of contest	Number miles (one way)	Destination	Level of play (var., j.v., soph. fresh.)
Dec 12 & 13	305	Boys & Girls Monticello & white horse	Boys & Girls J.V. & Varsity
Dec 19	205	Tintic	J.V. & Varsity
Jan 3	237	Boys & Girls Talos High school to play Manila	Boys & Girls J.V. & Varsity




Signature of School Board President



Date

Please duplicate this form for use in each sport



**Bryce Valley High School
Girls Basketball
2025-26**



Starting Date: 18-Nov-25
Game Time: 5:30, 7:00 pm (Unless otherwise scheduled)
Coaches: Kam Roundy, Shiloh Syrett, Brooklyn Davis

Day	Date	Contest	Time Change
Wed	19-Nov	GBB & BBB BV @ El Capitan	
Wed	3-Dec	GBB Parowan @ BV	
Fri	5-Dec	GBB & BBB Green River @ BV	
Sat	6-Dec	GBB & BBB Beaver Dam @ BV	
Thu	11-Dec	GBB Escalante @ BV	
Fri	12-Dec	GBB & BBB BV @ Monticello	
Sat	13-Dec	GBB & BBB BV @ Whitehorse	
Wed	17-Dec	GBB BV @ Piute	
Fri	19-Dec	GBB & BBB BV @ Tintic	
Mon	29-Dec	GBB Tabiona @ BV	
Fri	2-Jan	GBB Milford @ BV	
Sat	3-Jan	GBB & BBB BV vs Manila (Neutral Site)	
Tue	6-Jan	GBB San Juan @ BV	
Thu	8-Jan	GBB Valley @ BV	
Fri	9-Jan	GBB Sophomore Tournament	
Sat	10-Jan	GBB Sophomore Tournament	
Wed	14-Jan	GBB BV @ Panguitch	
Tue	20-Jan	GBB BV @ Escalante	
Thu	22-Jan	GBB Wayne @ BV	
Wed	28-Jan	GBB BV @ Milford	
Fri	30-Jan	GBB Monument Valley @ BV	
Thu	5-Feb	GBB BV @ Water Canyon	
Sat		GBB BV vs (Team)	
Wed	11-Feb	GBB Region Tournament @ Home High Seed	
Fri	13-Feb	BBB/GBB Region Tournament @ TBA	
Sat	14-Feb	BBB/GBB Region Tournament @ TBA	
Wed	18-Feb	BBB/GBB State Play 1st Round @ High Seed	
Sat	21-Feb	BBB/GBB State Tournament 2nd Round	
Thu	26-Feb	BBB/GBB State Tournament Quarterfinals	
Fri	27-Feb	BBB/GBB State Tournament Semi Finals	
Sat	28-Feb	BBB/GBB State Tournament Championship	

Escalante High School

Athletic Schedule 2025-2026

Girls' Basketball

Monday	November 10	Practice Begins
Tuesday	November 18	1 st Game
Saturday	November 22	Rockwell @ EHS
Thursday – Sunday	November 27 – November 29	Moratorium
Saturday	December 6	EHS @ Vanguard ??
Thursday	December 11	BV @ EHS
Tuesday	December 16	Fredonia @ EHS ??
Wednesday	December 17	Valley @ EHS
Sunday – Thursday	December 21-January 1	Moratorium
Thursday	January 8	EHS @ Panguitch
Friday-Saturday	January 9-10	Girls Sophomore trmt
Saturday	January 10	EHS @ Parowan
Wednesday	January 14	Milford @ EHS
Thursday	January 15	EHS @ El Capitan???
Tuesday	January 20	EHS @ BV
Thursday	January 22	EHS @ Water Canyon
Friday	January 23	Monument Valley @ EHS
Saturday	January 24	Piute @ EHS ??
Wednesday	January 28	Wayne @ EHS
Saturday	January 31	Monticello @ EHS 1:30
Monday	February 2	Whitehorse @ EHS
Thursday	February 5	EHS @ Piute
Saturday	February 7	EHS @ Green River
Wednesday	February 11	Region Tournament @ Home Site
Friday-Saturday	February 13-14	Region Tournament @ TBA
Saturday	February 21	First Round State Games TBA
Thursday – Saturday	February 27-28	State Tournament @ SLCC

Home Game in BOLD

GAME TIMES: JV – 6:00

Varsity – 7:00

Revised 8/25/2025

Escalante High School

Athletic Schedule

2025-2026

Boys' Basketball

Monday	November 10	Practice Begins
Tuesday	November 18	1 st Game
Thursday/Saturday	November 27 - 29	Moratorium
Friday	December 5	EHS @ Freedom Prep
Saturday	December 6	EHS @ Wendover/Telos/Camp Willow ????
Tuesday	December 9	EHS @ BVHS
Friday/Saturday	December 12-13	Moqui Classic Tournament
Thursday	December 18	Wayne @ EHS
Friday/Saturday	December 19-20	EHS @ Beaver Dam Tournament
Tuesday	January 6	Panguitch @ EHS
Thursday	January 15	Water Canyon @ EHS
Friday-Saturday	January 16-17	Boys Sophomore Trmt @ Piute
Tuesday	January 20	Piute @ EHS
Thursday	January 29	Milford @ EHS
Saturday	January 31	Monticello @ EHS 12:00/3:00
Monday	February 2	Whitehorse @ EHS
Thursday	February 5	EHS @ Valley
Friday	February 6	EHS @ Pinnacle TBA
Saturday	February 7	EHS @ Green River
Thursday	February 12	1 st Round Region trmt – Home Site
Friday/Saturday	February 13-14	Region 20 Tournament
Saturday	February 21	State 1 st Round Games
Wednesday -Saturday	February 25 – 28	State Tournament @ SLCC

Home Game in BOLD

GAME TIMES:

JV – 5.30

Varsity – 7:00

Revised 8/25/2025



Garfield County School District

145 E Center St., Panguitch, UT 84759

Phone: 435-676-8821

Athletic Schedule Assurance Form

Coach's Name: Ryan Cottam

Coach's Title: Girls Basketball Coach

School Name: Escalante High

Sport/Team: Girls Basketball

Year/Season: 25-26

As the coach of the above-mentioned team, I hereby assure the board of education and the school administration that the following commitments will be upheld for the upcoming year/season:

1. Student-to-Coach Ratio:
 - A 15:1 student-to-coach ratio will be maintained to ensure adequate supervision and support for all students.
2. District Transportation:
 - I will be responsible for scheduling district transportation for all events and activities as per the established protocols.
3. State and District Travel Guidelines:
 - All state and district guidelines for travel will be followed to ensure the safety and compliance of our trips.
 - I will prioritize instructional time and follow the district guidelines that are designed to limit time out of school.
4. Non-Traditional Accommodations:
 - Any non-traditional accommodations such as Airbnb or similar services will be used only with the prior permission of the superintendent.
5. Parental Notification of Costs:
 - Parents will be notified of all costs associated with each trip well in advance, ensuring transparency and allowing ample time for planning.

By signing below, I acknowledge and commit to these assurances for the well-being and proper management of the students and the team.

Coach's Signature: 

Date: 4-30-25

UHSAA 150 MILE Contest Approval Form

All practice games over 150 miles one way in any sport must be approved by the local board of education. This form must be completed and attached with the eligibility list of that particular sport and include data for each trip.

School EHS Sport Girls Basketball female male

Date of contest	Number miles (one way)	Destination	Level of play (var., j.v., soph. fresh.)
June 16-19 or	267	Grand Junction, CO	J.V. soph
June 23-26			




Signature of School Board President



Date

Please duplicate this form for use in each sport



Garfield County School District

145 E Center St., Panguitch, UT 84759

Phone: 435-676-8821

Athletic Schedule Assurance Form

Coach's Name: Kevin Griffin
Coach's Title: Head Coach
School Name: Escalante High
Sport/Team: Boys Basketball
Year/Season: 25-26

As the coach of the above-mentioned team, I hereby assure the board of education and the school administration that the following commitments will be upheld for the upcoming year/season:

1. Student-to-Coach Ratio:
 A 15:1 student-to-coach ratio will be maintained to ensure adequate supervision and support for all students.
2. District Transportation:
 I will be responsible for scheduling district transportation for all events and activities as per the established protocols.
3. State and District Travel Guidelines:
 All state and district guidelines for travel will be followed to ensure the safety and compliance of our trips.
 I will prioritize instructional time and follow the district guidelines that are designed to limit time out of school.
4. Non-Traditional Accommodations:
 Any non-traditional accommodations such as Airbnb or similar services will be used only with the prior permission of the superintendent.
5. Parental Notification of Costs:
 Parents will be notified of all costs associated with each trip well in advance, ensuring transparency and allowing ample time for planning.

By signing below, I acknowledge and commit to these assurances for the well-being and proper management of the students and the team.

Coach's Signature: Kevin Griffin
Date: 4/27/25

Cheer Schedule:

Winter Classic: December 5-6, 2025

December 21 - 25 Moratorium

January 1 Moratorium

Divisionals: January 10 or 17 or 24
Assigned at a later date (most likely
January 24)

State Cheer: January 21 and 23
Assigned at a later date



Garfield County School District

145 E Center St., Panguitch, UT 84759

Phone: 435-676-8821

Athletic Schedule Assurance Form

Coach's Name: Elaina Purcell

Coach's Title: Head Coach

School Name: Bryce Valley

Sport/Team: Cheer

Year/Season: 2025-2026

As the coach of the above-mentioned team, I hereby assure the board of education and the school administration that the following commitments will be upheld for the upcoming year/season:

1. Student-to-Coach Ratio:

- A 15:1 student to coach ratio will be maintained to ensure adequate supervision and support for all students.

2. District Transportation:

- I will be responsible for scheduling district transportation for all events and activities as per the established protocols.

3. State and District Travel Guidelines:

- All state and district guidelines for travel will be followed to ensure the safety and compliance of our trips.
- I will prioritize instructional time and follow the district guidelines that are designed to limit time out of school.

4. Non-Traditional Accommodations:

- Any non-traditional accommodations such as Airbnb or similar services will be used only with the prior permission of the superintendent.

5. Parental Notification of Costs:

- Parents will be notified of all costs associated with each trip

~~well in advance, ensuring transparency and allowing ample
time for planning.~~

By signing below, I acknowledge and commit to these assurances for the well-being and proper management of the students and the team.

Coach's Signature: Elaina Purcell

Date: 09/08/25

Panguitch High School Girls Basketball Schedule 2025-2026

Date	Home Team	Visiting Team	Time
Thursday November 20	Millard	Panguitch	4:00(F) 5:30(JV) 7:00(V)
Friday November 21	Panguitch	El Capitán	4:30(V)
Tuesday November 25	Enterprise	Panguitch	4:00(F) 5:30(JV) 7:00(V)
Thursday December 4	Panguitch	Piute	5:30(JV) 7:00(V)
Thursday December 11	Panguitch	Wayne	4:00(F) 5:30(JV) 7:00(V)
Tuesday December 16	Panguitch	San Juan	3:00(F) 4:30(JV) 6:00(V)
Wednesday December 17	Water Canyon	Panguitch	5:30(JV) 7:00(V)
Saturday December 20	Panguitch	Duchesne	11:00(F) 12:30(JV) 2:00(V)
Monday December 29	Panguitch	Wendover	2:30(JV) 4:00(V)
Tuesday December 30	Panguitch	Gunnison	4:00(F) 5:30(JV) 7:00(V)
Wednesday December 31	Manti	Panguitch	10:00(F) 11:45(JV) 1:00(V)
Thursday January 8	Panguitch	Escalante	5:30(JV) 7:00(V)
Fri. & Sat. January 9 & 10	Sophomore Tournament	TBA	TBA
Wednesday January 14	Panguitch	Bryce Valley	5:30(JV) 7:00(V)
Thursday January 22	Piute	Panguitch	5:30(JV) 7:00(V)
Tuesday January 27	Beaver	Panguitch	4:00(F) 5:30(JV) 7:00(V)

Wednesday January 28	Valley	Panguitch	5:30(JV) 7:00(V)
Thursday February 5	Panguitch	Milford	4:00(F) 5:30(JV) 7:00(V)
Wednesday February 11	1st Round Region	Tournament @ Home Sites	5:00(V)
Fri. & Sat. February 13 & 14	Region Tournament	@ Panguitch	TBA(V)
February 25-28	State Basketball	@ Sevier Valley Center	TBA(V)

***Moratorium:**

-November 27-29

-December 21-25

-January 1

***Practice Starts November 10**

Panguitch Wrestling Schedule 2025-2026

Home Duals--- JV at 6PM and Varsity at 7PM

November 22nd	HYDRATION at 4:30PM in the GYM
December 2 nd (Tuesday)	Manti @ Panguitch
December 5-6th (Fri, Sat)	<i>Panguitch Invitational</i>
December 9 th (Tuesday)	Panguitch @ Richfield
December 10 th (Wednesday)	North Sevier @ Panguitch
December 11 th (Thursday)	Panguitch @ Enterprise
December 12-13 th (Fri, Sat)	<i>Desert Hills-Varsity --Parowan Tournament-JV Saturday</i>
December 17 th (Wednesday)	Milford @ Panguitch(<i>Pending</i>)
December 19-20 (Fri, Sat)	<i>Desert Storm Tournament (Dixie High)</i>
December 21-25 th (Fri, Sat)	Christmas Moratorium, Jan 1 st --New Year's Moratorium
December 28-29 th	Beehive 25 (Girls Monday, Boys-Tuesday)(by invitation)
January 6 th (Tuesday)	Parowan @ Panguitch
January 7 th (Wednesday)	Panguitch @ Beaver
January 9-10th (Fri, Sat)	Iron Town Duals (Cedar High)
January 16 th	Panguitch @ Piute
January 16-17th (Fri, Sat)	<i>Enterprise Tournament/Rockwell Rumble</i>
January 20 th	Kanab @ Panguitch?(pending)
January 22 nd	Panguitch @ Wayne
January 30th (Friday)	Divisonals @ <u>Panguitch</u>
Feb 14 th	STATE TOURNAMENT @ SVC



Garfield County School District

145 E Center St., Panguitch, UT 84759

Phone: 435-676-8821

DATE: September 9, 2025

TO: Garfield County Board of Education

FROM: Lane Mecham

RE: PHS Athletic Facility

Background

For many years Panguitch High School has struggled to find adequate space for the athletic programs. This problem is not just related to training space, but also for storage. Particularly in the winter and early spring months, nearly all the programs are trying to schedule space in the basketball gym or the wrestling/weight room.

Principal Torgerson and I have explored many options to try and accommodate the existing space, one of the biggest obstacles is an indoor batting cage. We've had a retractable cage in the wrestling/weight room for a couple years now. Risk management has said that its location blocks a door and needs to be moved, in addition to the problem of the softball teams being hard on the wrestling mats while in there. The gym is regularly in conflict with cheerleading, volleyball, softball, football, and boys/girls basketball for in-season and off-season training. At times pushing a program's practice into the late afternoon/evening to accommodate the requests.

Request

I'm requesting the Board approve an overall budget of \$550,000 to construct a steel building to be located at the Panguitch City baseball fields. The sites considered are below, with the preferred site being the green filled box on the South end of the parking lot.



A breakdown of the estimated building costs is as follows:

Building Cost	\$304,524.00
Electrical	\$25,000.00
HVAC	\$40,000.00
Natural Gas	\$35,000.00
Shell Netting	\$7,600.00
Storage Build-Out	\$25,000.00
Turf (5,840 SF @ \$8.00/SF Installed)	<u>\$46,720.00</u>
Total Costs	\$483,844.00
Contingency (5%)	<u>\$24,192.20</u>
Total Building Costs	\$508,036.20

The building is planned to be 146' x 40' with a 20' ceiling height. These dimensions minimize the cost of the steel building and provide adequate space for long toss for baseball and softball training. The space will have 3 retractable batting cages measuring 12' x 12' x 70'. When the cages collapse it makes for a large open area that will accommodate track, cheerleading, football, and cross-country training in addition to baseball and softball.

The remainder of the budget will first be used as contingency on the building for any unexpected expenses. Any remainder after that will be used to purchase equipment to outfit the building for its intended uses such as the batting cages themselves, L screens to protect users, batting mats and pitching mats/mounds to protect the turf, and other equipment. Any shortfall in equipment will fall on the teams to fundraise for additional equipment, though we anticipate the budget will be enough to purchase the essential equipment.

Pitching Mound (2)	\$3,000.00
Pitching Mat (2)	\$400.00
L Screen (4)	\$1,200.00
Pitching Machine - Baseball (2)	\$10,000.00

Pitching Machine - Softball (2)	\$10,000.00
Retractable 12Hx12Wx70L Batting Cage (3)	\$12,000.00
Batting Mat (4)	<u>\$1,400.00</u>
Total Equipment Costs	\$38,000.00

County and City Coordination

I've discussed the project with County and City officials. The County is prepared to donate the earth work and road base needed for the project. Initial indications from the City have also been positive and we anticipate them approving the placement of the building on their property should this board approve the project. I've requested to be added to their agenda for September 23rd.

We've also discussed scheduling and will be able to follow up with a plan that will allow the facility to be utilized by youth and high school programs, with high school programs receiving priority scheduling.

Budget

Though additional facilities at PHS have been contemplated for several years, this project was not initially budgeted for in our FY 26 capital projects and would be considered an unplanned project. I'm requesting the Board approve this project to be used as our small schools' athletic facilities grant project. This grant will fund up to \$500,000 of the project. The remaining estimated \$46,036.20 would come from the capital projects fund.

Recommendation

I recommend the Board approve a budget of \$550,000 for the construction of an athletic facility to be placed at Panguitch City Park and to authorize the Business Administrator and Superintendent to enter MOU's with Garfield County and Panguitch City for the placement, construction, and operation of the building. I further recommend the Board approve this project to be used as our project on the FY 26 small schools' athletic facilities grant. This is a relatively low cost for construction of a new facility and will significantly improve the availability of facilities for high school and elementary-aged programs – benefitting nearly all grades in Panguitch. In addition, it will help relieve some of the storage constraints the programs currently have.

Lane Mecham
Business Administrator

Rural School Sports Facilities Grant Program

Application for Funding – FY2026

SECTION 1: Applicant Information

School District:

District Superintendent:

Contact Person for Application:

- Name:

- Title:

- Phone:

- Email:

SECTION 2: Eligibility Confirmation

Please confirm that the applying school meets at least one of the following eligibility criteria:

Located in a 4th, 5th, or 6th class county

School district has fewer than 3,000 students enrolled

Name of Eligible School:

SECTION 3: Project Description

Type of Project: New Construction Refurbishment

Facility Type: Indoor Outdoor Both

Primary Uses:

Project Narrative:

SECTION 4: Demonstration of Need

Attach or describe the following:

- Evidence of current facility limitations or lack of access, including pictures as applicable
- Impact on student health, participation, or safety
- Community support or partnerships (if applicable)

Description (if Applicable):

SECTION 5: Budget and Timeline

Estimated Total Project Cost: \$_____

Amount Requested from Grant Program: \$_____

Other Funding Sources (if any):

Estimated Start Date:

Estimated Completion Date:

Attach a detailed budget and project timeline.

SECTION 6: Project Planning and Financial Analysis

4. Estimated Annual Maintenance Costs: \$_____

5. Estimated Life Cycle Replacement Timeline: _____ years

6. Anticipated Annual Revenue: \$_____

SECTION 7: Certification and Signature

I certify that the information provided in this application is accurate and complete to the best of my knowledge. I understand that if awarded, the district will be required to submit progress reports and updates to the Utah State Board of Education.

Authorized Signature:

Name:

Title:

Date:

Agenda

- I. Regular Board Meeting
 - I.A. Welcome
- II. Consent Agenda Items
 - II.A. Approve School Board Meeting Minutes
 - II.B. Approve Financial Reports
 - II.C. Approve Hiring Recommendations
 - II.D. Letters of Resignation
 - II.E. Enrollment Report
 - II.F. Home School Affidavits

 - II.G. Sports and Transportation Approvals
 - II.H. Other Travel Approval
 - II.I. Trust Lands/TSSA
- III. Public Comment
- IV. Reports
 - IV.A. School Board Report
 - IV.B. Superintendent Report
 - IV.C. Business Administrator Report
 - IV.D. Adult Ed Program
 - IV.E. School Safety & Security Specialist Report
- V. Board Discussion
 - V.A. District Grade Requirements for Athletics
- VI. Board Business
 - VI.A. Future Board Items
 - VI.B. Set Upcoming Board Meetings
- VII. Public Comment
 - VII.A. Public Comment
- VIII. Board Action Items
 - VIII.A. Policy DKAA-A Final Reading
 - VIII.B. Policy DKAA-B Final Reading
 - VIII.C. LEA Specific Licenses
 - VIII.D. DKE Postpartum and Parental Leave Policy
 - VIII.E. Purchase of Dodge Ram Truck
 - VIII.F. Approve Contractor to Install Boilers at BVHS
- IX. Executive Session
 - IX.A. GCSD Rules for Closed Meetings
 - IX.B. Discussion of the character, professional competence, or physical or mental health of an individual.

- IX.C. Discussion regarding deployment of security personnel, devices or systems
- IX.D. Strategy to discuss pending or reasonably imminent litigation
- IX.E. Strategy sessions to discuss collective bargaining
- IX.F. Strategy sessions to discuss the purchase, exchange or lease of real property
- IX.G. Strategy sessions to discuss the sale of real estate
- IX.H. Investigative proceedings regarding allegations of criminal conduct
- X. Adjournment

Garfield County School District Board Meeting

Thursday, July 17, 2025 5:00 PM

Bryce Valley Elementary School, 500 W Center St, Tropic, UT 84776

I. Regular Board Meeting

Action(s):

Motion to approve the consent agenda. This motion, made by Myron Cottam and seconded by Curtis Barney, Carried.

Voting Detail:

Curtis Barney: Yea

Jared Brems: Yea

Myron Cottam: Yea

April LeFevre: Yea

Ralph Perkins: Yea

Voting Summary: Yea: 5, Nay: 0

I.A. Welcome

Discussion: The meeting was called to order at 5:13 PM. All board members were present including Ralph Perkins, Jared Brems, Myron Cottam, Curtis Barney, and April Lefevre. Superintendent John Dodds and Business Administrator Lane Mecham were also present.

II. Consent Agenda Items

Action(s):

Motion to approve the consent agenda. This motion, made by Myron Cottam and seconded by Curtis Barney, Carried.

Voting Detail:

Curtis Barney: Yea

Jared Brems: Yea

Myron Cottam: Yea

April LeFevre: Yea

Ralph Perkins: Yea

Voting Summary: Yea: 5, Nay: 0

Discussion: The board had some discussion about the consent agenda items.

II.A. Approve School Board Meeting Minutes

II.B. Approve Financial Reports

II.C. Approve Hiring Recommendations

II.D. Letters of Resignation

II.E. Enrollment Report

II.F. Home School Affidavits

II.G. Sports and Transportation Approvals

II.H. Other Travel Approval

II.I. Trust Lands/TSSA

III. Public Comment

Discussion:

<http://www.online-stopwatch.com/>

The Board cannot allow members of the public to talk about the deficiencies of others in a public meeting because the Board could be seen as facilitating the public in a slander setting. Remarks of this nature are inappropriate to bring up in the public comment and will not be allowed by the Board. If you have those concerns, you can address them up with the Superintendent.

III.A. Public Comment

Discussion: No public comment.

IV. Reports

IV.A. School Board Report

Discussion: The Board provided updates on their various committee assignments and other events.

IV.B. Superintendent Report

Discussion: Superintendent provided an update on his various activities since the previous meeting.

IV.C. Business Administrator Report

Discussion: Lane provided an update on the construction on projects across the district and the grant applications coming up.

IV.D. Bolder Way Forward

Discussion: Jared introduced the Bolder Way Forward program with a request to use one of the empty spaces in the Boulder school for child day care. The Board discussed any liability that might be involved and policies regarding rental of facilities.

IV.E. Boulder Town Child Care

V. Board Discussion

VI. Board Business

VI.A. Future Board Items

Discussion: The Board reviewed upcoming agenda items for next month's meeting. The Board discussed how to get more involved in the Trust Lands plans on a regular basis.

VI.B. Set Upcoming Board Meetings

Discussion: The Board scheduled the next meeting for August 21, with a work meeting at 3:00 and a

regular meeting at 5:00, in Panguitch.

VII. Public Comment

Discussion:

<http://www.online-stopwatch.com/>

The Board cannot allow members of the public to talk about the deficiencies of others in a public meeting because the Board could be seen as facilitating the public in a slander setting. Remarks of this nature are inappropriate to bring up in the public comment and will not be allowed by the Board. If you have those concerns, you can address them up with the Superintendent.

VII.A. Public Comment

Discussion: None

VIII. Board Action Items

VIII.A. MOU Southwest Behavioral Health

Action(s):

Motion to approve the MOU to SWBH. This motion, made by Curtis Barney and seconded by Myron Cottam, Carried.

Voting Detail:

Curtis Barney: Yea
Jared Brems: Yea
Myron Cottam: Yea
April LeFevre: Yea
Ralph Perkins: Yea

Voting Summary: Yea: 5, Nay: 0

Discussion: Lane introduced the topic and explained that the funds being dispensed in the MOU are deferred funds that the district has not been able to use and has accumulated the funds.

VIII.B. Policy DKAA-A, Policy DKAA-B Second Reading

Action(s):

A motion was made to approve the second reading of the policy with added language that training will be provided to the coaches on policy and procedures. This motion, made by April LeFevre and seconded by Myron Cottam, Carried.

Voting Detail:

Curtis Barney: Yea
Jared Brems: Yea
Myron Cottam: Yea
April LeFevre: Yea
Ralph Perkins: Yea

Voting Summary: Yea: 5, Nay: 0

Discussion: The Board discussed elements of the policy and some follow-up on previous meeting discussions. The Board discussed training for coaches to help them understand the policies and

procedures of the district related to working with students. April suggested adding language so that at-will employees understand key policies and practices to stay compliant.

IX. Executive Session

IX.A. GCSD Rules for Closed Meetings

IX.B. Discussion of the character, professional competence, or physical or mental health of an individual.

IX.C. Discussion regarding deployment of security personnel, devices or systems

IX.D. Strategy to discuss pending or reasonably imminent litigation

IX.E. Strategy sessions to discuss collective bargaining

IX.F. Strategy sessions to discuss the purchase, exchange or lease of real property

IX.G. Strategy sessions to discuss the sale of real estate

IX.H. Investigative proceedings regarding allegations of criminal conduct

X. Adjournment

Discussion: The meeting was adjourned at 6:12 PM.

Board Secretary



Garfield County School District

145 E Center St., Panguitch, UT 84759

Phone: 435-676-8821

AGENDA OF GARFIELD COUNTY SCHOOL DISTRICT WORK MEETING

The Board of Directors County School District

A Garfield County School District Work Meeting of the Board of Directors of County School District will be held Thursday, June 19, 2025, beginning at 3:00 PM in the Garfield County Courthouse, 55 S Main St., Panguitch, UT 84759.

If necessary, an executive session may be held in accordance with the Utah Code 52-4-205 (Purpose of Closed Meetings). One or more members of the Board may participate telephonically in accordance with Utah Code 52-4-207 (Electronic Meetings).

Note: Board Meeting Schedule subject to change.

The subjects to be discussed or considered or upon which any formal action may be taken are listed below. Items do not have to be taken in the same order as shown on this meeting notice. Unless removed from the consent agenda, items identified within the consent agenda will be acted on at one time.

- I. Welcome
 - A. The meeting was called to order at 3:03 PM. All board members were present including April Lefevre, Ralph Perkins, Myron Cottam, Jared Brems, and Curtis Barney. Superintendent John Dodds was also in attendance virtually and Business Administrator Lane Mecham was in attendance.
- II. Early Learning Plan Report - Sammie Ott, Nathan Platt
 - A. Nathan Platt and Samie Ott presented the results from FY 25 and the FY 26 early learning plan.
- III. Discussion Items
 - A. Antimony Elementary School
 1. Lane provided an update on Antimony Elementary. He explained that the school is still in an inactive status and is not currently planned to be in school in SY 2026.

- B. New 4 H Rental Agreement Requests.
- C. Approved 4H Rental Agreements
 - 1. The Board discussed the updated 4-H agreements and raised some questions about the dates and changes.
- D. Fundraising
 - 1. Lane led a discussion about fundraising activities across the District. There was some discussion about Venmo and its collection. Lane reported on the work done in that regard and some next steps to strengthen.
- IV. Review Board Agenda
 - A. There was discussion about transportation and the policies regarding travel, including personal travel to school-sponsored activities, short-term rental rooms, and other travel arrangement policies.
- V. Executive Session
 - A. GCSO Rules for CLOSED MEETINGS
 - B. Discussion of the character, professional competence, or physical or mental health of an individual.
 - C. Discussion regarding deployment of security personnel, devices, or systems
 - D. Strategy to discuss pending or reasonably imminent litigation
 - E. Strategy sessions to discuss collective bargaining
 - F. Strategy to discuss the purchase, exchange or lease of real estate
Strategy sessions to discuss the sale of real estate:
 - Public discussion of the transaction would disclose the value of the property or prevent the board from completing the transaction on the best possible term -and-
 - The board has previously given notice that the property would be offered for sale -and-
 - The terms of the sale are publicly disclosed before the board approves the sale
 - G. Investigative proceedings regarding allegations of criminal conduct

Ralph Perkins recused himself from executive session for a conflict of interest and exited the room. Ralph relinquished meeting control over to Jared Brems. Jared made a motion to go into executive session for items B and E. Roll call vote was taken and the motion passed unanimously 4-0.

A motion was made by Jared to leave the executive session. The motion was seconded by Curtis. The motion passed unanimously.

For the Board



Garfield County School District

145 E Center St., Panguitch, UT 84759

Phone: 435-676-8821

MINUTES OF GARFIELD COUNTY SCHOOL DISTRICT BOARD MEETING

The Board of Directors County School District

A Garfield County School District Board Meeting of the Board of Directors of County School District will be held Thursday, June 19, 2025, beginning at 5:00 PM in the Garfield County Courthouse, 55 S Main St., Panguitch, UT 84759.

The subjects to be discussed or considered or upon which any formal action may be taken are listed below. Items do not have to be taken in the same order as shown on this meeting notice. Unless removed from the consent agenda, items identified within the consent agenda will be acted on at one time.

- I. Welcome
 - A. The meeting was called to order at 5:06 PM. All board members were present including April Lefevre, Ralph Perkins, Myron Cottam, Jared Brems, and Curtis Barney. Business Administrator Lane Mecham was also present.
- II. Consent Agenda Items
 - A. Approve School Board Meeting Minutes
 - B. Approve Financial Reports
 - C. Approve Hiring Recommendations
 - E. Armenta-BVES ELL Teacher
 - N. Platt- Reading Specialist/Instructional Coach
 - K. Blood- Garfield Online Full Time Teacher
 - J. Chidester- BVES FT Teacher
 - T. Chappell-BVHS Baseball Head Coach
 - S. Henrie-PES SpED Teacher
 - J. Denhof-BVHS Concurrent Enrollment Para
 - G. Corral-BVHS Food Service Worker
 - L. Phillips-EHS Science Teacher

G. Elmer-BVES Preschool Para
M. Chamberlain- BVES SpEd Teacher

Letters of Resignation

T. Rich- BVES Teacher
B. Bonner-PES SPED Teacher
R. Miller-Garfield Online Principal & Volunteer for Good Coordinator
B. Dodds-Garfield Online Part-Time Teacher
K. Mortensen-BVES Preschool Para
N. Armstrong-PES Computer Science Para
S. Ott-Reading Specialist/Instructional Coach
S. Henrie- Reading Specialist/Instructional Coach
N. Platt-BVES SpED Teacher

D. Enrollment Report

E. Home School Affidavits

F. Sports and Transportation Approvals

Submitted:

BVHS Volleyball Summer Camp
EHS Volleyball & Football
BVHS Baseball, Volleyball, Cross Country
PHS Cross Country, Volleyball, Football, Baseball

III. Public Comment

A. Kolby Frandsen thanked the Board for its support of the 4-H program and reported on its trip to Pine Lake.

IV. Reports

A. School Board Report

1. Board members reported on their various committee assignments and happenings since the previous meeting.

B. Superintendent Report

C. Business Administrator Report

1. Fraud Risk Assessment

a. Lane reported on the fraud risk assessment and that the district would be classified as low risk.

D. Transportation Report

1. Mike Edwards reported on transportation.

V. Board Discussion

VI. Board Business

- A. Future Board Items
 - 1. The Board reviewed the upcoming meeting items. They discussed training and reports for the meeting.
- B. Set Upcoming Board Meetings
 - 1. The Board discussed its next meeting at Ruby's Inn on July 17th. The Board set the work meeting time at 10:00 for the work meeting, 12:00 break, 3:00 for regular board meeting, and 6:00 TNT meeting.
- VII. Public Comment
 - A. None
- VIII. Public Hearing-Budget
 - A. Myron made a motion to go into a public hearing. The motion was seconded by Curtis. The motion passed unanimously.
 - B. A motion was made by April to close the public hearing. The motion was seconded by Myron. The motion passed unanimously.
- IX. Board Action Items
 - A. DKAA-A First Reading
 - 1. A motion was made by Myron to approve the first reading. The motion was seconded by April. The motion passed unanimously.
 - B. DKAA-B First Reading
 - 1. A motion was made by Curtis to approve the first reading of DKAA-B. Myron seconded the motion. April commented on efforts by the Board to tighten the process recently and would like to see some additional wording in this policy that still requires the employees are trained adequately so they understand the processes and policies of the district prior to starting employment. The motion passed unanimously.
 - C. Graduation Dates
 - 1. A motion was made by Myron to approve the graduation dates. Jared seconded the motion. The motion passed unanimously.
 - D. Laser Welding Quote
 - 1. A motion was made by Curtis to approve the purchase. The motion was seconded by Myron. The motion passed unanimously.
 - E. Garfield Memorial Hospital Sponsorship
 - 1. A motion was made by Jared Brems to approve platinum sponsorship. The motion was seconded by Curtis. The motion passed unanimously.
 - F. Approve 3-Year Board Schedule
 - 1. Ralph suggested moving the Antimony meeting to Escalante until the school reopens. Ralph made the motion to approve the schedule with the

suggested change. Jared seconded the motion. The motion passed unanimously.

G. Postpartum Leave

1. A motion was made by Myron to approve the policy as a final reading. The motion was seconded by April. The motion passed unanimously.

H. FY 25 Year End Budget and FY 26 Proposed Budget Approval.

1. Myron made a motion to adopt the revised FY 25 budget, the proposed FY 26 budget, and the proposed tax levies as presented on Form PT-800. The motion was seconded by April. The motion passed unanimously.

I. New 4 H Rental Agreement Requests.

1. A motion was made by Myron to approve the rental agreement for bus rentals including the fee waiver. The motion was seconded by Jared. The motion passed unanimously.

J. Surplus Sale of 3 School Bus

1. A motion was made by Curtis to approve the surplus of 3 school buses. Myron seconded the motion. The motion passed unanimously.

K. Waterford Upstart MOU

1. April made a motion to approve the MOU. Curtis seconded the motion. The motion passed unanimously.

L. School Property Rental Policy

1. Myron made a motion to approve the rental agreement. The motion was seconded by April. The motion passed unanimously.

X. Executive Session

A. GCSD Rules for Closed Meetings

B. Discussion of the character, professional competence, or physical or mental health of an individual.

C. Discussion regarding deployment of security personnel, devices or systems

D. Strategy to discuss pending or reasonably imminent litigation

E. Strategy sessions to discuss collective bargaining

F. Strategy sessions to discuss the purchase, exchange or lease of real property

G. Strategy sessions to discuss the sale of real estate

Strategy sessions to discuss the sale of real estate:

1. Public discussion of the transaction would disclose the value of the property or prevent the board from completing the transaction on the best possible term -and
2. The board has previously given notice that the property would be offered for sale -and-
3. The terms of the sale are publicly disclosed before the board approves the sale

H. Investigative proceedings regarding allegations of criminal conduct

XI. Adjournment – 6:20



Garfield County School District

145 E. Center St., PO Box 398, Panguitch, UT 84759
435-676-8821

DATE: July 17, 2025

TO: Garfield Board of Education

FROM: Lane Mecham, Business Administrator

RE: June Finance Report

The year is progressing normally and receipts are coming in as expected. No concerns to report at this time.

Revenues (Excluding Transfers)

	Budget	YTD Actual	% of Budget
M&O (General Fund)	\$22,630,329	\$23,145,785	102.28%
Capital Projects Fund	\$2,438,980	\$2,547,339	104.44%
Combined	\$25,069,309	\$25,693,124	102.49%

Expenditures

	Budget	YTD Actual	% of Budget
M&O (General Fund)	\$20,825,597	\$20,637,459	99.10%
Capital Projects Fund	\$5,495,000	\$4,806,481	87.47%
Combined	\$26,320,597	\$25,443,940	96.67%

Change in Net Position (Adding Back Capital Leases and Transfers)

	Budget	YTD Actual
M&O (General Fund)	\$1,804,732	\$2,508,326
Capital Projects Fund	(\$3,056,020)	(\$2,259,142)
Other Sources/(Uses)	\$0	\$0
Combined	(\$1,251,288)	\$249,184

This is my report, if the Board or public has any questions, I encourage them to contact me through email at lane.mecham@garfk12.org or by phone at 435-676-1302.

Sincerely,

Lane Mecham
Business Administrator

Garfield County School District

General Ledger - Element Summary Report

Fiscal Year: 2024-2025 From Date:7/1/2024 To Date:6/30/2025

Account Mask: ????????????????

Account Type: REVENUE

Print accounts with zero balance Include Inactive Accounts Include PreEncumbrance

Fund / Location / Program / Function / Object	Adjusted Budget	Range To Date	Year To Date	Encumbrance	Budget Balance
10 - Maintenance and Operations Fund					
112 - Bryce Valley Elementary					
0500 - UNIQUE LOCAL REGULAR PROGRAMS					
0000 - Undesignated					
1310 - Tuition From Pupils or Parents	\$0.00	(\$4,461.58)	(\$4,461.58)	\$0.00	\$4,461.58
0500 - UNIQUE LOCAL REGULAR PROGRAMS Total:	\$0.00	(\$4,461.58)	(\$4,461.58)	\$0.00	\$4,461.58
112 - Bryce Valley Elementary Total:	\$0.00	(\$4,461.58)	(\$4,461.58)	\$0.00	\$4,461.58
500 - District Office					
0050 - CLASSROOM-GENERAL					
0000 - Undesignated					
1110 - Basic Rate	\$0.00	(\$1,362,371.90)	(\$1,362,371.90)	\$0.00	\$1,362,371.90
1111 - Basic Redemptions	\$0.00	(\$81,863.14)	(\$81,863.14)	\$0.00	\$81,863.14
1112 - Voted Local Current	\$0.00	(\$1,242,901.15)	(\$1,242,901.15)	\$0.00	\$1,242,901.15
1113 - Voted Local Redemptions	\$0.00	(\$77,364.03)	(\$77,364.03)	\$0.00	\$77,364.03
1114 - Board Local Current	\$0.00	(\$634,311.84)	(\$634,311.84)	\$0.00	\$634,311.84
1115 - Board Local Redemptions	\$0.00	(\$39,354.00)	(\$39,354.00)	\$0.00	\$39,354.00
1160 - FILT--Basic Rate	\$0.00	(\$123,210.98)	(\$123,210.98)	\$0.00	\$123,210.98
1162 - FILT-- Voted Local	\$0.00	(\$118,061.28)	(\$118,061.28)	\$0.00	\$118,061.28
1164 - FILT--Board Local	\$0.00	(\$59,980.98)	(\$59,980.98)	\$0.00	\$59,980.98
1990 - Miscellaneous	\$0.00	(\$97,989.30)	(\$97,989.30)	\$0.00	\$97,989.30
1992 - JURY DUTY PAYBACK	\$0.00	(\$18.50)	(\$18.50)	\$0.00	\$18.50
3005 - Kindergarten Revenues	\$0.00	(\$941,614.83)	(\$941,614.83)	\$0.00	\$941,614.83
3010 - Regular School Programs K-12	\$0.00	(\$4,232,544.07)	(\$4,232,544.07)	\$0.00	\$4,232,544.07
3020 - Professional Staff	\$0.00	(\$931,348.49)	(\$931,348.49)	\$0.00	\$931,348.49
3990 - State Rev from Non-USBE Agencies	\$0.00	(\$2,114.10)	(\$2,114.10)	\$0.00	\$2,114.10
5300 - Sale of/or Compensation for Loss of Fixed Assets	\$0.00	(\$20,768.50)	(\$20,768.50)	\$0.00	\$20,768.50
0050 - CLASSROOM-GENERAL Total:	\$0.00	(\$9,965,817.09)	(\$9,965,817.09)	\$0.00	\$9,965,817.09
0400 - Administration					
0000 - Undesignated					
1510 - Interest on Investments	\$0.00	(\$511,757.08)	(\$511,757.08)	\$0.00	\$511,757.08
1910 - Rentals	\$0.00	(\$9,686.00)	(\$9,686.00)	\$0.00	\$9,686.00
1930 - Gain or Loss on Sale of Capital Asset (Proprietary)	\$0.00	(\$13,536.89)	(\$13,536.89)	\$0.00	\$13,536.89
1990 - Miscellaneous	\$0.00	(\$23,611.03)	(\$23,611.03)	\$0.00	\$23,611.03
0400 - Administration Total:	\$0.00	(\$558,591.00)	(\$558,591.00)	\$0.00	\$558,591.00

Garfield County School District

General Ledger - Element Summary Report

Fiscal Year: 2024-2025 From Date:7/1/2024 To Date:6/30/2025

Account Mask: ??????????????????

Account Type: REVENUE

Print accounts with zero balance
 Include Inactive Accounts
 Include PreEncumbrance

Fund / Location / Program / Function / Object	Adjusted Budget	Range To Date	Year To Date	Encumbrance	Budget Balance
1205 - SPECIAL EDUCATION -- ADD ON					
0000 - Undesignated					
3100 - Restricted Basic Programs	\$0.00	(\$652,001.72)	(\$652,001.72)	\$0.00	\$652,001.72
1205 - SPECIAL EDUCATION -- ADD ON Total:					
	\$0.00	(\$652,001.72)	(\$652,001.72)	\$0.00	\$652,001.72
1210 - SPECIAL EDUCATION -- SELF-CONTAINED					
0000 - Undesignated					
3100 - Restricted Basic Programs	\$0.00	(\$44,690.33)	(\$44,690.33)	\$0.00	\$44,690.33
1210 - SPECIAL EDUCATION -- SELF-CONTAINED Total:					
	\$0.00	(\$44,690.33)	(\$44,690.33)	\$0.00	\$44,690.33
1215 - SPECIAL EDUCATION -- PRESCHOOL					
0000 - Undesignated					
3100 - Restricted Basic Programs	\$0.00	(\$19,597.27)	(\$19,597.27)	\$0.00	\$19,597.27
1215 - SPECIAL EDUCATION -- PRESCHOOL Total:					
	\$0.00	(\$19,597.27)	(\$19,597.27)	\$0.00	\$19,597.27
1220 - EXTENDED YEAR PROG FOR SEVERE DISAB					
0000 - Undesignated					
3100 - Restricted Basic Programs	\$0.00	(\$4,994.86)	(\$4,994.86)	\$0.00	\$4,994.86
1220 - EXTENDED YEAR PROG FOR SEVERE DISAB Total:					
	\$0.00	(\$4,994.86)	(\$4,994.86)	\$0.00	\$4,994.86
1225 - SPECIAL EDUCATION -- INST/IMPACT AI					
0000 - Undesignated					
3100 - Restricted Basic Programs	\$0.00	(\$13,740.20)	(\$13,740.20)	\$0.00	\$13,740.20
1225 - SPECIAL EDUCATION -- INST/IMPACT AI Total:					
	\$0.00	(\$13,740.20)	(\$13,740.20)	\$0.00	\$13,740.20
1278 - Extended Yr - SpEd Educators					
0000 - Undesignated					
3100 - Restricted Basic Programs	\$0.00	(\$8,208.80)	(\$8,208.80)	\$0.00	\$8,208.80
1278 - Extended Yr - SpEd Educators Total:					
	\$0.00	(\$8,208.80)	(\$8,208.80)	\$0.00	\$8,208.80
1295 - UNIQUE LOCAL SPECIAL ED PROGRAMS					
0000 - Undesignated					
1950 - Misc. Revenue From Other School Districts	\$0.00	(\$20,600.00)	(\$20,600.00)	\$0.00	\$20,600.00
1295 - UNIQUE LOCAL SPECIAL ED PROGRAMS Total:					
	\$0.00	(\$20,600.00)	(\$20,600.00)	\$0.00	\$20,600.00
1609 - ADULT HIGH SCHOOL					
0000 - Undesignated					
3300 - Special Populations	\$0.00	(\$163,110.00)	(\$163,110.00)	\$0.00	\$163,110.00
1609 - ADULT HIGH SCHOOL Total:					
	\$0.00	(\$163,110.00)	(\$163,110.00)	\$0.00	\$163,110.00
5201 - CLASS SIZE REDUCTION					
0000 - Undesignated					
3100 - Restricted Basic Programs	\$0.00	(\$516,185.80)	(\$516,185.80)	\$0.00	\$516,185.80

Garfield County School District

General Ledger - Element Summary Report

Fiscal Year: 2024-2025 From Date:7/1/2024 To Date:6/30/2025

Account Mask: ??????????????????

Account Type: REVENUE

Print accounts with zero balance
 Include Inactive Accounts
 Include PreEncumbrance

Fund / Location / Program / Function / Object	Adjusted Budget	Range To Date	Year To Date	Encumbrance	Budget Balance
5201 - CLASS SIZE REDUCTION Total:	\$0.00	(\$516,185.80)	(\$516,185.80)	\$0.00	\$516,185.80
5220 - NESS - NECESSARILY EXIST. SCHOOL					
0000 - Undesignated					
3015 - Necessarily Existent Small Schools	\$0.00	(\$4,158,978.03)	(\$4,158,978.03)	\$0.00	\$4,158,978.03
5220 - NESS - NECESSARILY EXIST. SCHOOL Total:	\$0.00	(\$4,158,978.03)	(\$4,158,978.03)	\$0.00	\$4,158,978.03
5295 - PROFESSIONAL DEVELOPMENT					
0000 - Undesignated					
3800 - Curriculum Development	\$0.00	(\$500.00)	(\$500.00)	\$0.00	\$500.00
5295 - PROFESSIONAL DEVELOPMENT Total:	\$0.00	(\$500.00)	(\$500.00)	\$0.00	\$500.00
5310 - SOCIAL SECURITY & RETIREMENT RSC'S					
0000 - Undesignated					
3200 - Related to Basic Programs	\$0.00	(\$5,957.36)	(\$5,957.36)	\$0.00	\$5,957.36
5310 - SOCIAL SECURITY & RETIREMENT RSC'S Total:	\$0.00	(\$5,957.36)	(\$5,957.36)	\$0.00	\$5,957.36
5315 - PUPIL TRANSPORTATION					
0000 - Undesignated					
3200 - Related to Basic Programs	\$0.00	(\$235,512.42)	(\$235,512.42)	\$0.00	\$235,512.42
5315 - PUPIL TRANSPORTATION Total:	\$0.00	(\$235,512.42)	(\$235,512.42)	\$0.00	\$235,512.42
5321 - DISCRETIONARY					
0000 - Undesignated					
3800 - Curriculum Development	\$0.00	(\$12,900.00)	(\$12,900.00)	\$0.00	\$12,900.00
5321 - DISCRETIONARY Total:	\$0.00	(\$12,900.00)	(\$12,900.00)	\$0.00	\$12,900.00
5331 - Gifted & Talented					
0000 - Undesignated					
3300 - Special Populations	\$0.00	(\$12,050.28)	(\$12,050.28)	\$0.00	\$12,050.28
5331 - Gifted & Talented Total:	\$0.00	(\$12,050.28)	(\$12,050.28)	\$0.00	\$12,050.28
5333 - CONCURRENT ENROLLMENT					
0000 - Undesignated					
3300 - Special Populations	\$0.00	(\$68,461.06)	(\$68,461.06)	\$0.00	\$68,461.06
5333 - CONCURRENT ENROLLMENT Total:	\$0.00	(\$68,461.06)	(\$68,461.06)	\$0.00	\$68,461.06
5344 - STUDENTS AT-RISK (EARS)					
0000 - Undesignated					
3100 - Restricted Basic Programs	\$0.00	(\$236,316.99)	(\$236,316.99)	\$0.00	\$236,316.99
5344 - STUDENTS AT-RISK (EARS) Total:	\$0.00	(\$236,316.99)	(\$236,316.99)	\$0.00	\$236,316.99
5420 - TRUSTLANDS					
0000 - Undesignated					

Garfield County School District

General Ledger - Element Summary Report

Fiscal Year: 2024-2025 From Date:7/1/2024 To Date:6/30/2025

Account Mask: ??????????????????

Account Type: REVENUE

Print accounts with zero balance
 Include Inactive Accounts
 Include PreEncumbrance

Fund / Location / Program / Function / Object	Adjusted Budget	Range To Date	Year To Date	Encumbrance	Budget Balance
3500 - Statewide Initiatives	\$0.00	(\$442,341.04)	(\$442,341.04)	\$0.00	\$442,341.04
5420 - TRUSTLANDS Total:	\$0.00	(\$442,341.04)	(\$442,341.04)	\$0.00	\$442,341.04
5455 - VOTED LEEWAY					
0000 - Undesignated					
3600 - Local Guarantee Programs	\$0.00	(\$1,699,229.37)	(\$1,699,229.37)	\$0.00	\$1,699,229.37
5455 - VOTED LEEWAY Total:	\$0.00	(\$1,699,229.37)	(\$1,699,229.37)	\$0.00	\$1,699,229.37
5460 - BOARD LEEWAY					
0000 - Undesignated					
3600 - Local Guarantee Programs	\$0.00	(\$335,466.05)	(\$335,466.05)	\$0.00	\$335,466.05
5460 - BOARD LEEWAY Total:	\$0.00	(\$335,466.05)	(\$335,466.05)	\$0.00	\$335,466.05
5610 - DRIVER EDUCATION - BEHIND THE WHEEL					
0000 - Undesignated					
3800 - Curriculum Development	\$0.00	(\$5,270.00)	(\$5,270.00)	\$0.00	\$5,270.00
5610 - DRIVER EDUCATION - BEHIND THE WHEEL Total:	\$0.00	(\$5,270.00)	(\$5,270.00)	\$0.00	\$5,270.00
5613 - CORRECTIONS EDUCATION					
0000 - Undesignated					
3300 - Special Populations	\$0.00	(\$17,677.68)	(\$17,677.68)	\$0.00	\$17,677.68
3800 - Curriculum Development	\$0.00	(\$8,035.32)	(\$8,035.32)	\$0.00	\$8,035.32
5613 - CORRECTIONS EDUCATION Total:	\$0.00	(\$25,713.00)	(\$25,713.00)	\$0.00	\$25,713.00
5616 - SECOND LANGUAGE INSTRUCTION					
0000 - Undesignated					
3800 - Curriculum Development	\$0.00	(\$21,962.33)	(\$21,962.33)	\$0.00	\$21,962.33
5616 - SECOND LANGUAGE INSTRUCTION Total:	\$0.00	(\$21,962.33)	(\$21,962.33)	\$0.00	\$21,962.33
5618 - State Professional Dev					
0000 - Undesignated					
3800 - Curriculum Development	\$0.00	(\$20,147.10)	(\$20,147.10)	\$0.00	\$20,147.10
5618 - State Professional Dev Total:	\$0.00	(\$20,147.10)	(\$20,147.10)	\$0.00	\$20,147.10
5649 - LOCAL INNOVATIONS CIVICS ED PILOT					
0000 - Undesignated					
3500 - Statewide Initiatives	\$0.00	(\$3,506.52)	(\$3,506.52)	\$0.00	\$3,506.52
5649 - LOCAL INNOVATIONS CIVICS ED PILOT Total:	\$0.00	(\$3,506.52)	(\$3,506.52)	\$0.00	\$3,506.52
5651 - EDUCATOR PAID PROFESSIONAL HOURS					
0000 - Undesignated					
3200 - Related to Basic Programs	\$0.00	(\$119,153.89)	(\$119,153.89)	\$0.00	\$119,153.89
3400 - Other Programs	\$0.00	(\$37,911.35)	(\$37,911.35)	\$0.00	\$37,911.35

Garfield County School District

General Ledger - Element Summary Report

Fiscal Year: 2024-2025 From Date:7/1/2024 To Date:6/30/2025

Account Mask: ??????????????????

Account Type: REVENUE

Print accounts with zero balance
 Include Inactive Accounts
 Include PreEncumbrance

Fund / Location / Program / Function / Object	Adjusted Budget	Range To Date	Year To Date	Encumbrance	Budget Balance
5651 - EDUCATOR PAID PROFESSIONAL HOURS Total:	\$0.00	(\$157,065.24)	(\$157,065.24)	\$0.00	\$157,065.24
5655 - Digital Teaching & Learning					
0000 - Undesignated					
3500 - Statewide Initatives	\$0.00	(\$73,825.00)	(\$73,825.00)	\$0.00	\$73,825.00
5655 - Digital Teaching & Learning Total:	\$0.00	(\$73,825.00)	(\$73,825.00)	\$0.00	\$73,825.00
5666 - PROFESSIONAL DEV. GRANTS					
0000 - Undesignated					
3400 - Other Programs	\$0.00	(\$8,290.12)	(\$8,290.12)	\$0.00	\$8,290.12
3500 - Statewide Initatives	\$0.00	(\$2,687.63)	(\$2,687.63)	\$0.00	\$2,687.63
5666 - PROFESSIONAL DEV. GRANTS Total:	\$0.00	(\$10,977.75)	(\$10,977.75)	\$0.00	\$10,977.75
5671 - VOLUNTEERISM					
0000 - Undesignated					
3990 - State Rev from Non-USBE Agencies	\$0.00	(\$71,750.00)	(\$71,750.00)	\$0.00	\$71,750.00
5671 - VOLUNTEERISM Total:	\$0.00	(\$71,750.00)	(\$71,750.00)	\$0.00	\$71,750.00
5673 - POSITIVE BEHAVIORS INTERVENTIONS					
0000 - Undesignated					
3800 - Curriculum Development	\$0.00	(\$40,000.00)	(\$40,000.00)	\$0.00	\$40,000.00
5673 - POSITIVE BEHAVIORS INTERVENTIONS Total:	\$0.00	(\$40,000.00)	(\$40,000.00)	\$0.00	\$40,000.00
5674 - Suicide Prevention					
0000 - Undesignated					
3800 - Curriculum Development	\$0.00	(\$10,000.00)	(\$10,000.00)	\$0.00	\$10,000.00
5674 - Suicide Prevention Total:	\$0.00	(\$10,000.00)	(\$10,000.00)	\$0.00	\$10,000.00
5677 - CTE Computer Grant					
0000 - Undesignated					
3500 - Statewide Initatives	\$0.00	(\$252,699.99)	(\$252,699.99)	\$0.00	\$252,699.99
5677 - CTE Computer Grant Total:	\$0.00	(\$252,699.99)	(\$252,699.99)	\$0.00	\$252,699.99
5678 - TEACHER & STUDENT SUCESS ACT					
0000 - Undesignated					
3500 - Statewide Initatives	\$0.00	(\$679,870.55)	(\$679,870.55)	\$0.00	\$679,870.55
5678 - TEACHER & STUDENT SUCESS ACT Total:	\$0.00	(\$679,870.55)	(\$679,870.55)	\$0.00	\$679,870.55
5679 - STUDENT HEALTH & COUNSELING					
0000 - Undesignated					
2000 - Revenue From Intermediate Sources	\$0.00	(\$6,000.00)	(\$6,000.00)	\$0.00	\$6,000.00
3500 - Statewide Initatives	\$0.00	(\$67,960.06)	(\$67,960.06)	\$0.00	\$67,960.06
5679 - STUDENT HEALTH & COUNSELING Total:	\$0.00	(\$73,960.06)	(\$73,960.06)	\$0.00	\$73,960.06

Garfield County School District

General Ledger - Element Summary Report

Fiscal Year: 2024-2025 From Date: 7/1/2024 To Date: 6/30/2025

Account Mask: ??????????????????

Account Type: REVENUE

Print accounts with zero balance
 Include Inactive Accounts
 Include PreEncumbrance

Fund / Location / Program / Function / Object	Adjusted Budget	Range To Date	Year To Date	Encumbrance	Budget Balance
5697 - EARLY LITERACY OUTCOME - EL COACHES					
0000 - Undesignated					
3800 - Curriculum Development	\$0.00	(\$22,286.00)	(\$22,286.00)	\$0.00	\$22,286.00
5697 - EARLY LITERACY OUTCOME - EL COACHES Total:					
	\$0.00	(\$22,286.00)	(\$22,286.00)	\$0.00	\$22,286.00
5807 - TSSP					
0000 - Undesignated					
3400 - Other Programs	\$0.00	(\$45,243.53)	(\$45,243.53)	\$0.00	\$45,243.53
5807 - TSSP Total:					
	\$0.00	(\$45,243.53)	(\$45,243.53)	\$0.00	\$45,243.53
5868 - Teacher Materials and Supplies					
0000 - Undesignated					
3400 - Other Programs	\$0.00	(\$26,650.00)	(\$26,650.00)	\$0.00	\$26,650.00
5868 - Teacher Materials and Supplies Total:					
	\$0.00	(\$26,650.00)	(\$26,650.00)	\$0.00	\$26,650.00
5876 - Educator Salary Adjustment					
0000 - Undesignated					
3400 - Other Programs	\$0.00	(\$886,472.38)	(\$886,472.38)	\$0.00	\$886,472.38
5876 - Educator Salary Adjustment Total:					
	\$0.00	(\$886,472.38)	(\$886,472.38)	\$0.00	\$886,472.38
5882 - BTS					
0000 - Undesignated					
3500 - Statewide Initiatives	\$0.00	(\$79,200.00)	(\$79,200.00)	\$0.00	\$79,200.00
5882 - BTS Total:					
	\$0.00	(\$79,200.00)	(\$79,200.00)	\$0.00	\$79,200.00
5901 - College & Career Awareness					
0000 - Undesignated					
3100 - Restricted Basic Programs	\$0.00	(\$13,513.00)	(\$13,513.00)	\$0.00	\$13,513.00
5901 - College & Career Awareness Total:					
	\$0.00	(\$13,513.00)	(\$13,513.00)	\$0.00	\$13,513.00
5902 - Work Based Learning					
0000 - Undesignated					
3100 - Restricted Basic Programs	\$0.00	(\$9,708.00)	(\$9,708.00)	\$0.00	\$9,708.00
5902 - Work Based Learning Total:					
	\$0.00	(\$9,708.00)	(\$9,708.00)	\$0.00	\$9,708.00
5903 - School Counseling					
0000 - Undesignated					
3100 - Restricted Basic Programs	\$0.00	(\$80,000.00)	(\$80,000.00)	\$0.00	\$80,000.00
5903 - School Counseling Total:					
	\$0.00	(\$80,000.00)	(\$80,000.00)	\$0.00	\$80,000.00
5914 - School Safety and Support					
0000 - Undesignated					

Garfield County School District

General Ledger - Element Summary Report

Fiscal Year: 2024-2025 From Date:7/1/2024 To Date:6/30/2025

Account Mask: ??????????????????

Account Type: REVENUE

Print accounts with zero balance
 Include Inactive Accounts
 Include PreEncumbrance

Fund / Location / Program / Function / Object	Adjusted Budget	Range To Date	Year To Date	Encumbrance	Budget Balance
3800 - Curriculum Development	\$0.00	(\$19,778.75)	(\$19,778.75)	\$0.00	\$19,778.75
5914 - School Safety and Support Total:	\$0.00	(\$19,778.75)	(\$19,778.75)	\$0.00	\$19,778.75
6000 - VOCATIONAL-TECHNICAL EDUCATION PRGM					
0000 - Undesignated					
3100 - Restricted Basic Programs	\$0.00	(\$488,056.00)	(\$488,056.00)	\$0.00	\$488,056.00
6000 - VOCATIONAL-TECHNICAL EDUCATION PRGM Total:	\$0.00	(\$488,056.00)	(\$488,056.00)	\$0.00	\$488,056.00
6015 - ADMINISTRATION & SUPPORT SERVICES					
0000 - Undesignated					
1930 - Gain or Loss on Sale of Capital Asset (Proprietary	\$0.00	(\$11,010.10)	(\$11,010.10)	\$0.00	\$11,010.10
1950 - Misc. Revenue From Other School Districts	\$0.00	(\$40,577.30)	(\$40,577.30)	\$0.00	\$40,577.30
6015 - ADMINISTRATION & SUPPORT SERVICES Total:	\$0.00	(\$51,587.40)	(\$51,587.40)	\$0.00	\$51,587.40
6100 - Agriculture, Food & Natural Resources					
0000 - Undesignated					
3100 - Restricted Basic Programs	\$0.00	(\$44,940.00)	(\$44,940.00)	\$0.00	\$44,940.00
6100 - Agriculture, Food & Natural Resources Total:	\$0.00	(\$44,940.00)	(\$44,940.00)	\$0.00	\$44,940.00
7225 - CARES ACT - ESSR III					
0000 - Undesignated					
4200 - Unrestricted Federal- Received via Non-USBE	\$0.00	(\$129,753.00)	(\$129,753.00)	\$0.00	\$129,753.00
7225 - CARES ACT - ESSR III Total:	\$0.00	(\$129,753.00)	(\$129,753.00)	\$0.00	\$129,753.00
7250 - UNIQUE LOCAL FED/STATE UNRESTRICTED					
0000 - Undesignated					
4700 - TANF	\$0.00	(\$9,700.00)	(\$9,700.00)	\$0.00	\$9,700.00
7250 - UNIQUE LOCAL FED/STATE UNRESTRICTED Total:	\$0.00	(\$9,700.00)	(\$9,700.00)	\$0.00	\$9,700.00
7390 - Secure Rural Schools					
0000 - Undesignated					
4200 - Unrestricted Federal- Received via Non-USBE	\$0.00	(\$41,912.33)	(\$41,912.33)	\$0.00	\$41,912.33
7390 - Secure Rural Schools Total:	\$0.00	(\$41,912.33)	(\$41,912.33)	\$0.00	\$41,912.33
7401 - CTE Federal Perkins					
0000 - Undesignated					
4538 - Carl Perkins	\$0.00	(\$19,178.21)	(\$19,178.21)	\$0.00	\$19,178.21
7401 - CTE Federal Perkins Total:	\$0.00	(\$19,178.21)	(\$19,178.21)	\$0.00	\$19,178.21
7522 - IDEA-B - PRESCHOOL HANDCAPPED					
0000 - Undesignated					
4522 - IDEA-B--Pre-School Disabled (Sec 619)	\$0.00	(\$9,239.72)	(\$9,239.72)	\$0.00	\$9,239.72
7522 - IDEA-B - PRESCHOOL HANDCAPPED Total:	\$0.00	(\$9,239.72)	(\$9,239.72)	\$0.00	\$9,239.72

Garfield County School District

General Ledger - Element Summary Report

Fiscal Year: 2024-2025 From Date:7/1/2024 To Date:6/30/2025

Account Mask: ??????????????????

Account Type: REVENUE

Print accounts with zero balance
 Include Inactive Accounts
 Include PreEncumbrance

Fund / Location / Program / Function / Object	Adjusted Budget	Range To Date	Year To Date	Encumbrance	Budget Balance
7524 - IDEA-B - HANDICAPPED					
0000 - Undesignated					
4524 - IDEA-B--Disabled (PL 101-476)	\$0.00	(\$282,961.08)	(\$282,961.08)	\$0.00	\$282,961.08
7524 - IDEA-B - HANDICAPPED Total:	\$0.00	(\$282,961.08)	(\$282,961.08)	\$0.00	\$282,961.08
7590 - OTHER RESTRICTED GRANTS					
0000 - Undesignated					
4700 - TANF	\$0.00	(\$9,000.00)	(\$9,000.00)	\$0.00	\$9,000.00
7590 - OTHER RESTRICTED GRANTS Total:	\$0.00	(\$9,000.00)	(\$9,000.00)	\$0.00	\$9,000.00
7600 - OTHER FEDERAL/STATE RESTRICTED PGM'					
0000 - Undesignated					
4200 - Unrestricted Federal- Received via Non-USBE	\$0.00	(\$1,500.00)	(\$1,500.00)	\$0.00	\$1,500.00
7600 - OTHER FEDERAL/STATE RESTRICTED PGM' Total:	\$0.00	(\$1,500.00)	(\$1,500.00)	\$0.00	\$1,500.00
7801 - TITLE IA					
0000 - Undesignated					
4800 - Federal No Child Left Behind	\$0.00	(\$131,924.08)	(\$131,924.08)	\$0.00	\$131,924.08
7801 - TITLE IA Total:	\$0.00	(\$131,924.08)	(\$131,924.08)	\$0.00	\$131,924.08
7860 - TITLE IIA					
0000 - Undesignated					
4800 - Federal No Child Left Behind	\$0.00	(\$25,062.00)	(\$25,062.00)	\$0.00	\$25,062.00
7860 - TITLE IIA Total:	\$0.00	(\$25,062.00)	(\$25,062.00)	\$0.00	\$25,062.00
7880 - TITLE III ENGLISH ACQ					
0000 - Undesignated					
4800 - Federal No Child Left Behind	\$0.00	(\$5,610.46)	(\$5,610.46)	\$0.00	\$5,610.46
7880 - TITLE III ENGLISH ACQ Total:	\$0.00	(\$5,610.46)	(\$5,610.46)	\$0.00	\$5,610.46
7941 - SRSA - REAP					
0000 - Undesignated					
4300 - Restricted Federal Revenue	\$0.00	(\$86,050.00)	(\$86,050.00)	\$0.00	\$86,050.00
7941 - SRSA - REAP Total:	\$0.00	(\$86,050.00)	(\$86,050.00)	\$0.00	\$86,050.00
500 - District Office Total:	\$0.00	(\$23,141,323.15)	(\$23,141,323.15)	\$0.00	\$23,141,323.15
10 - Maintenance and Operations Fund Total:	\$0.00	(\$23,145,784.73)	(\$23,145,784.73)	\$0.00	\$23,145,784.73

Garfield County School District

General Ledger - Element Summary Report

Fiscal Year: 2024-2025 From Date:7/1/2024 To Date:6/30/2025

Account Mask: ??????????????????

Account Type: REVENUE

Print accounts with zero balance
 Include Inactive Accounts
 Include PreEncumbrance

Fund / Location / Program / Function / Object	Adjusted Budget	Range To Date	Year To Date	Encumbrance	Budget Balance
21 - Student Activity Fund					
104 - Antimony Elementary					
0508 - Fund 21 Lunch					
0000 - Undesignated					
1747 - Activities Fee Revenue	\$0.00	(\$99.10)	(\$99.10)	\$0.00	\$99.10
0508 - Fund 21 Lunch Total:					\$99.10
104 - Antimony Elementary Total:					\$99.10
108 - Boulder Elementary					
0508 - Fund 21 Lunch					
0000 - Undesignated					
1747 - Activities Fee Revenue	\$0.00	\$230.00	\$230.00	\$0.00	(\$230.00)
0508 - Fund 21 Lunch Total:					(\$230.00)
108 - Boulder Elementary Total:					(\$230.00)
112 - Bryce Valley Elementary					
0260 - Student Body					
0000 - Undesignated					
1747 - Activities Fee Revenue	\$0.00	(\$6,668.70)	(\$6,668.70)	\$0.00	\$6,668.70
0260 - Student Body Total:					\$6,668.70
0261 - Class Accounts					
0000 - Undesignated					
1770 - Fundraisers	\$0.00	(\$900.00)	(\$900.00)	\$0.00	\$900.00
0261 - Class Accounts Total:					\$900.00
0502 - CyberCorps					
0000 - Undesignated					
1747 - Activities Fee Revenue	\$0.00	(\$2,685.11)	(\$2,685.11)	\$0.00	\$2,685.11
0502 - CyberCorps Total:					\$2,685.11
0504 - Washington DC - Current Year					
0000 - Undesignated					
1747 - Activities Fee Revenue	\$0.00	(\$65,859.68)	(\$65,859.68)	\$0.00	\$65,859.68
0504 - Washington DC - Current Year Total:					\$65,859.68
0507 - PHS Scholarship					
0000 - Undesignated					
1747 - Activities Fee Revenue	\$0.00	(\$6,219.16)	(\$6,219.16)	\$0.00	\$6,219.16
0507 - PHS Scholarship Total:					\$6,219.16
0508 - Fund 21 Lunch					

Garfield County School District

General Ledger - Element Summary Report

Fiscal Year: 2024-2025 From Date:7/1/2024 To Date:6/30/2025

Account Mask: ??????????????????

Account Type: REVENUE

Print accounts with zero balance
 Include Inactive Accounts
 Include PreEncumbrance

Fund / Location / Program / Function / Object	Adjusted Budget	Range To Date	Year To Date	Encumbrance	Budget Balance
0000 - Undesignated					
1747 - Activities Fee Revenue	\$0.00	(\$13,769.85)	(\$13,769.85)	\$0.00	\$13,769.85
0508 - Fund 21 Lunch Total:	\$0.00	(\$13,769.85)	(\$13,769.85)	\$0.00	\$13,769.85
112 - Bryce Valley Elementary Total:	\$0.00	(\$96,102.50)	(\$96,102.50)	\$0.00	\$96,102.50
116 - Escalante Elementary					
0052 - Activities - Chromebook					
0000 - Undesignated					
1747 - Activities Fee Revenue	\$0.00	(\$220.00)	(\$220.00)	\$0.00	\$220.00
0052 - Activities - Chromebook Total:	\$0.00	(\$220.00)	(\$220.00)	\$0.00	\$220.00
0260 - Student Body					
0000 - Undesignated					
1747 - Activities Fee Revenue	\$0.00	(\$12.06)	(\$12.06)	\$0.00	\$12.06
0260 - Student Body Total:	\$0.00	(\$12.06)	(\$12.06)	\$0.00	\$12.06
0505 - Holiday Bonus					
0000 - Undesignated					
1747 - Activities Fee Revenue	\$0.00	(\$14,184.13)	(\$14,184.13)	\$0.00	\$14,184.13
0505 - Holiday Bonus Total:	\$0.00	(\$14,184.13)	(\$14,184.13)	\$0.00	\$14,184.13
0508 - Fund 21 Lunch					
0000 - Undesignated					
1747 - Activities Fee Revenue	\$0.00	(\$6,575.60)	(\$6,575.60)	\$0.00	\$6,575.60
0508 - Fund 21 Lunch Total:	\$0.00	(\$6,575.60)	(\$6,575.60)	\$0.00	\$6,575.60
116 - Escalante Elementary Total:	\$0.00	(\$20,991.79)	(\$20,991.79)	\$0.00	\$20,991.79
124 - Panguitch Elementary					
0260 - Student Body					
0000 - Undesignated					
1747 - Activities Fee Revenue	\$0.00	(\$8,156.90)	(\$8,156.90)	\$0.00	\$8,156.90
0260 - Student Body Total:	\$0.00	(\$8,156.90)	(\$8,156.90)	\$0.00	\$8,156.90
0502 - CyberCorps					
0000 - Undesignated					
1747 - Activities Fee Revenue	\$0.00	(\$3,850.00)	(\$3,850.00)	\$0.00	\$3,850.00
0502 - CyberCorps Total:	\$0.00	(\$3,850.00)	(\$3,850.00)	\$0.00	\$3,850.00
0504 - Washington DC - Current Year					
0000 - Undesignated					
1747 - Activities Fee Revenue	\$0.00	(\$6,714.72)	(\$6,714.72)	\$0.00	\$6,714.72
0504 - Washington DC - Current Year Total:	\$0.00	(\$6,714.72)	(\$6,714.72)	\$0.00	\$6,714.72

Garfield County School District

General Ledger - Element Summary Report

Fiscal Year: 2024-2025 From Date:7/1/2024 To Date:6/30/2025

Account Mask: ??????????????????

Account Type: REVENUE

Print accounts with zero balance
 Include Inactive Accounts
 Include PreEncumbrance

Fund / Location / Program / Function / Object	Adjusted Budget	Range To Date	Year To Date	Encumbrance	Budget Balance
0505 - Holiday Bonus					
0000 - Undesignated					
1747 - Activities Fee Revenue	\$0.00	(\$16,725.00)	(\$16,725.00)	\$0.00	\$16,725.00
0505 - Holiday Bonus Total:	\$0.00	(\$16,725.00)	(\$16,725.00)	\$0.00	\$16,725.00
0508 - Fund 21 Lunch					
0000 - Undesignated					
1747 - Activities Fee Revenue	\$0.00	(\$21,611.70)	(\$21,611.70)	\$0.00	\$21,611.70
0508 - Fund 21 Lunch Total:	\$0.00	(\$21,611.70)	(\$21,611.70)	\$0.00	\$21,611.70
124 - Panguitch Elementary Total:	\$0.00	(\$57,058.32)	(\$57,058.32)	\$0.00	\$57,058.32
304 - Panguitch Middle					
0052 - Activities - Chromebook					
0000 - Undesignated					
1747 - Activities Fee Revenue	\$0.00	(\$128.00)	(\$128.00)	\$0.00	\$128.00
0052 - Activities - Chromebook Total:	\$0.00	(\$128.00)	(\$128.00)	\$0.00	\$128.00
0250 - Yearbook					
0000 - Undesignated					
1747 - Activities Fee Revenue	\$0.00	(\$180.00)	(\$180.00)	\$0.00	\$180.00
0250 - Yearbook Total:	\$0.00	(\$180.00)	(\$180.00)	\$0.00	\$180.00
0260 - Student Body					
0000 - Undesignated					
1747 - Activities Fee Revenue	\$0.00	(\$790.00)	(\$790.00)	\$0.00	\$790.00
0260 - Student Body Total:	\$0.00	(\$790.00)	(\$790.00)	\$0.00	\$790.00
0261 - Class Accounts					
0000 - Undesignated					
1747 - Activities Fee Revenue	\$0.00	(\$20.00)	(\$20.00)	\$0.00	\$20.00
0261 - Class Accounts Total:	\$0.00	(\$20.00)	(\$20.00)	\$0.00	\$20.00
0508 - Fund 21 Lunch					
0000 - Undesignated					
1747 - Activities Fee Revenue	\$0.00	(\$8,071.37)	(\$8,071.37)	\$0.00	\$8,071.37
0508 - Fund 21 Lunch Total:	\$0.00	(\$8,071.37)	(\$8,071.37)	\$0.00	\$8,071.37
304 - Panguitch Middle Total:	\$0.00	(\$9,189.37)	(\$9,189.37)	\$0.00	\$9,189.37
704 - Bryce Valley High					
0015 - AGRICULTURE					
0000 - Undesignated					
1747 - Activities Fee Revenue	\$0.00	(\$4,341.99)	(\$4,341.99)	\$0.00	\$4,341.99

Garfield County School District

General Ledger - Element Summary Report

Fiscal Year: 2024-2025 From Date:7/1/2024 To Date:6/30/2025

Account Mask: ??????????????????

Account Type: REVENUE

Print accounts with zero balance
 Include Inactive Accounts
 Include PreEncumbrance

Fund / Location / Program / Function / Object	Adjusted Budget	Range To Date	Year To Date	Encumbrance	Budget Balance
0015 - AGRICULTURE Total:	\$0.00	(\$4,341.99)	(\$4,341.99)	\$0.00	\$4,341.99
0030 - ATHLETICS (INTERSCHOOL)					
0000 - Undesignated					
1747 - Activities Fee Revenue	\$0.00	(\$11,669.30)	(\$11,669.30)	\$0.00	\$11,669.30
0030 - ATHLETICS (INTERSCHOOL) Total:	\$0.00	(\$11,669.30)	(\$11,669.30)	\$0.00	\$11,669.30
0100 - DRIVER EDUCATION (CLASSROOM)					
0000 - Undesignated					
1747 - Activities Fee Revenue	\$0.00	(\$650.00)	(\$650.00)	\$0.00	\$650.00
0100 - DRIVER EDUCATION (CLASSROOM) Total:	\$0.00	(\$650.00)	(\$650.00)	\$0.00	\$650.00
0140 - INDUSTRIAL ARTS					
0000 - Undesignated					
1745 - Co-Curricular Fees	\$0.00	(\$4,981.79)	(\$4,981.79)	\$0.00	\$4,981.79
0140 - INDUSTRIAL ARTS Total:	\$0.00	(\$4,981.79)	(\$4,981.79)	\$0.00	\$4,981.79
0231 - Boys Basketball					
0000 - Undesignated					
1747 - Activities Fee Revenue	\$0.00	(\$1,005.92)	(\$1,005.92)	\$0.00	\$1,005.92
0231 - Boys Basketball Total:	\$0.00	(\$1,005.92)	(\$1,005.92)	\$0.00	\$1,005.92
0232 - BASEBALL					
0000 - Undesignated					
1747 - Activities Fee Revenue	\$0.00	(\$402.00)	(\$402.00)	\$0.00	\$402.00
0232 - BASEBALL Total:	\$0.00	(\$402.00)	(\$402.00)	\$0.00	\$402.00
0242 - VOLLEYBALL					
0000 - Undesignated					
1747 - Activities Fee Revenue	\$0.00	(\$1,672.62)	(\$1,672.62)	\$0.00	\$1,672.62
0242 - VOLLEYBALL Total:	\$0.00	(\$1,672.62)	(\$1,672.62)	\$0.00	\$1,672.62
0248 - Girls Basketball					
0000 - Undesignated					
1747 - Activities Fee Revenue	\$0.00	(\$769.60)	(\$769.60)	\$0.00	\$769.60
0248 - Girls Basketball Total:	\$0.00	(\$769.60)	(\$769.60)	\$0.00	\$769.60
0250 - Yearbook					
0000 - Undesignated					
1747 - Activities Fee Revenue	\$0.00	(\$573.15)	(\$573.15)	\$0.00	\$573.15
0250 - Yearbook Total:	\$0.00	(\$573.15)	(\$573.15)	\$0.00	\$573.15
0260 - Student Body					
0000 - Undesignated					

Garfield County School District

General Ledger - Element Summary Report

Fiscal Year: 2024-2025 From Date:7/1/2024 To Date:6/30/2025

Account Mask: ??????????????????

Account Type: REVENUE

Print accounts with zero balance
 Include Inactive Accounts
 Include PreEncumbrance

Fund / Location / Program / Function / Object	Adjusted Budget	Range To Date	Year To Date	Encumbrance	Budget Balance
1747 - Activities Fee Revenue	\$0.00	(\$5,249.44)	(\$5,249.44)	\$0.00	\$5,249.44
0260 - Student Body Total:	\$0.00	(\$5,249.44)	(\$5,249.44)	\$0.00	\$5,249.44
0262 - Class Accounts					
0000 - Undesignated					
1747 - Activities Fee Revenue	\$0.00	(\$7.42)	(\$7.42)	\$0.00	\$7.42
0262 - Class Accounts Total:	\$0.00	(\$7.42)	(\$7.42)	\$0.00	\$7.42
0263 - Class Accounts					
0000 - Undesignated					
1747 - Activities Fee Revenue	\$0.00	(\$1,772.03)	(\$1,772.03)	\$0.00	\$1,772.03
0263 - Class Accounts Total:	\$0.00	(\$1,772.03)	(\$1,772.03)	\$0.00	\$1,772.03
0264 - Class Accounts					
0000 - Undesignated					
1747 - Activities Fee Revenue	\$0.00	(\$279.00)	(\$279.00)	\$0.00	\$279.00
0264 - Class Accounts Total:	\$0.00	(\$279.00)	(\$279.00)	\$0.00	\$279.00
0265 - Class Accounts					
0000 - Undesignated					
1747 - Activities Fee Revenue	\$0.00	(\$4,073.03)	(\$4,073.03)	\$0.00	\$4,073.03
0265 - Class Accounts Total:	\$0.00	(\$4,073.03)	(\$4,073.03)	\$0.00	\$4,073.03
0508 - Fund 21 Lunch					
0000 - Undesignated					
1747 - Activities Fee Revenue	\$0.00	(\$3,804.94)	(\$3,804.94)	\$0.00	\$3,804.94
0508 - Fund 21 Lunch Total:	\$0.00	(\$3,804.94)	(\$3,804.94)	\$0.00	\$3,804.94
704 - Bryce Valley High Total:	\$0.00	(\$41,252.23)	(\$41,252.23)	\$0.00	\$41,252.23
708 - Escalante High					
0015 - AGRICULTURE					
0000 - Undesignated					
1747 - Activities Fee Revenue	\$0.00	(\$1,931.70)	(\$1,931.70)	\$0.00	\$1,931.70
0015 - AGRICULTURE Total:	\$0.00	(\$1,931.70)	(\$1,931.70)	\$0.00	\$1,931.70
0030 - ATHLETICS (INTERSCHOOL)					
0000 - Undesignated					
1747 - Activities Fee Revenue	\$0.00	(\$9,914.33)	(\$9,914.33)	\$0.00	\$9,914.33
0030 - ATHLETICS (INTERSCHOOL) Total:	\$0.00	(\$9,914.33)	(\$9,914.33)	\$0.00	\$9,914.33
0034 - Track and Cross Country					
0000 - Undesignated					
1747 - Activities Fee Revenue	\$0.00	(\$4,000.04)	(\$4,000.04)	\$0.00	\$4,000.04

Garfield County School District

General Ledger - Element Summary Report

Fiscal Year: 2024-2025 From Date:7/1/2024 To Date:6/30/2025

Account Mask: ??????????????????

Account Type: REVENUE

Print accounts with zero balance
 Include Inactive Accounts
 Include PreEncumbrance

Fund / Location / Program / Function / Object	Adjusted Budget	Range To Date	Year To Date	Encumbrance	Budget Balance
0034 - Track and Cross Country Total:	\$0.00	(\$4,000.04)	(\$4,000.04)	\$0.00	\$4,000.04
0035 - Cheerleading					
0000 - Undesignated					
1747 - Activities Fee Revenue	\$0.00	(\$770.84)	(\$770.84)	\$0.00	\$770.84
0035 - Cheerleading Total:	\$0.00	(\$770.84)	(\$770.84)	\$0.00	\$770.84
0052 - Activities - Chromebook					
0000 - Undesignated					
1747 - Activities Fee Revenue	\$0.00	(\$40.00)	(\$40.00)	\$0.00	\$40.00
0052 - Activities - Chromebook Total:	\$0.00	(\$40.00)	(\$40.00)	\$0.00	\$40.00
0100 - DRIVER EDUCATION (CLASSROOM)					
0000 - Undesignated					
1747 - Activities Fee Revenue	\$0.00	(\$1,350.00)	(\$1,350.00)	\$0.00	\$1,350.00
0100 - DRIVER EDUCATION (CLASSROOM) Total:	\$0.00	(\$1,350.00)	(\$1,350.00)	\$0.00	\$1,350.00
0130 - HOMEMAKING					
0000 - Undesignated					
1747 - Activities Fee Revenue	\$0.00	(\$30.00)	(\$30.00)	\$0.00	\$30.00
0130 - HOMEMAKING Total:	\$0.00	(\$30.00)	(\$30.00)	\$0.00	\$30.00
0140 - INDUSTRIAL ARTS					
0000 - Undesignated					
1747 - Activities Fee Revenue	\$0.00	(\$70.00)	(\$70.00)	\$0.00	\$70.00
0140 - INDUSTRIAL ARTS Total:	\$0.00	(\$70.00)	(\$70.00)	\$0.00	\$70.00
0231 - Boys Basketball					
0000 - Undesignated					
1747 - Activities Fee Revenue	\$0.00	(\$2,424.40)	(\$2,424.40)	\$0.00	\$2,424.40
0231 - Boys Basketball Total:	\$0.00	(\$2,424.40)	(\$2,424.40)	\$0.00	\$2,424.40
0236 - FOOTBALL					
0000 - Undesignated					
1747 - Activities Fee Revenue	\$0.00	(\$45,805.12)	(\$45,805.12)	\$0.00	\$45,805.12
0236 - FOOTBALL Total:	\$0.00	(\$45,805.12)	(\$45,805.12)	\$0.00	\$45,805.12
0242 - VOLLEYBALL					
0000 - Undesignated					
1747 - Activities Fee Revenue	\$0.00	(\$3,813.02)	(\$3,813.02)	\$0.00	\$3,813.02
0242 - VOLLEYBALL Total:	\$0.00	(\$3,813.02)	(\$3,813.02)	\$0.00	\$3,813.02
0245 - WRESTLING					

Garfield County School District

General Ledger - Element Summary Report

Fiscal Year: 2024-2025 From Date:7/1/2024 To Date:6/30/2025

Account Mask: ??????????????????

Account Type: REVENUE

Print accounts with zero balance
 Include Inactive Accounts
 Include PreEncumbrance

Fund / Location / Program / Function / Object	Adjusted Budget	Range To Date	Year To Date	Encumbrance	Budget Balance
0000 - Undesignated					
1747 - Activities Fee Revenue	\$0.00	(\$464.06)	(\$464.06)	\$0.00	\$464.06
0245 - WRESTLING Total:	\$0.00	(\$464.06)	(\$464.06)	\$0.00	\$464.06
0248 - Girls Basketball					
0000 - Undesignated					
1747 - Activities Fee Revenue	\$0.00	(\$9,341.10)	(\$9,341.10)	\$0.00	\$9,341.10
0248 - Girls Basketball Total:	\$0.00	(\$9,341.10)	(\$9,341.10)	\$0.00	\$9,341.10
0250 - Yearbook					
0000 - Undesignated					
1747 - Activities Fee Revenue	\$0.00	(\$1,440.00)	(\$1,440.00)	\$0.00	\$1,440.00
0250 - Yearbook Total:	\$0.00	(\$1,440.00)	(\$1,440.00)	\$0.00	\$1,440.00
0260 - Student Body					
0000 - Undesignated					
1747 - Activities Fee Revenue	\$0.00	(\$7,885.96)	(\$7,885.96)	\$0.00	\$7,885.96
0260 - Student Body Total:	\$0.00	(\$7,885.96)	(\$7,885.96)	\$0.00	\$7,885.96
0263 - Class Accounts					
0000 - Undesignated					
1747 - Activities Fee Revenue	\$0.00	(\$4,004.25)	(\$4,004.25)	\$0.00	\$4,004.25
0263 - Class Accounts Total:	\$0.00	(\$4,004.25)	(\$4,004.25)	\$0.00	\$4,004.25
0264 - Class Accounts					
0000 - Undesignated					
1747 - Activities Fee Revenue	\$0.00	(\$1,197.62)	(\$1,197.62)	\$0.00	\$1,197.62
0264 - Class Accounts Total:	\$0.00	(\$1,197.62)	(\$1,197.62)	\$0.00	\$1,197.62
0265 - Class Accounts					
1000 - INSTRUCTION					
1747 - Activities Fee Revenue	\$0.00	(\$10,000.00)	(\$10,000.00)	\$0.00	\$10,000.00
0265 - Class Accounts Total:	\$0.00	(\$10,000.00)	(\$10,000.00)	\$0.00	\$10,000.00
0501 - Fitness Center					
0000 - Undesignated					
1747 - Activities Fee Revenue	\$0.00	(\$2,770.00)	(\$2,770.00)	\$0.00	\$2,770.00
0501 - Fitness Center Total:	\$0.00	(\$2,770.00)	(\$2,770.00)	\$0.00	\$2,770.00
0508 - Fund 21 Lunch					
0000 - Undesignated					
1747 - Activities Fee Revenue	\$0.00	(\$6,972.63)	(\$6,972.63)	\$0.00	\$6,972.63
0508 - Fund 21 Lunch Total:	\$0.00	(\$6,972.63)	(\$6,972.63)	\$0.00	\$6,972.63

Garfield County School District

General Ledger - Element Summary Report

Fiscal Year: 2024-2025 From Date: 7/1/2024 To Date: 6/30/2025

Account Mask: ??????????????????

Account Type: REVENUE

Print accounts with zero balance
 Include Inactive Accounts
 Include PreEncumbrance

Fund / Location / Program / Function / Object	Adjusted Budget	Range To Date	Year To Date	Encumbrance	Budget Balance
708 - Escalante High Total:	\$0.00	(\$114,225.07)	(\$114,225.07)	\$0.00	\$114,225.07
712 - Panguitch High					
0015 - AGRICULTURE					
0000 - Undesignated					
1747 - Activities Fee Revenue	\$0.00	(\$1,731.00)	(\$1,731.00)	\$0.00	\$1,731.00
0015 - AGRICULTURE Total:	\$0.00	(\$1,731.00)	(\$1,731.00)	\$0.00	\$1,731.00
0030 - ATHLETICS (INTERSCHOOL)					
0000 - Undesignated					
1747 - Activities Fee Revenue	\$0.00	(\$32,749.29)	(\$32,749.29)	\$0.00	\$32,749.29
0030 - ATHLETICS (INTERSCHOOL) Total:	\$0.00	(\$32,749.29)	(\$32,749.29)	\$0.00	\$32,749.29
0034 - Track and Cross Country					
0000 - Undesignated					
1747 - Activities Fee Revenue	\$0.00	(\$887.40)	(\$887.40)	\$0.00	\$887.40
0034 - Track and Cross Country Total:	\$0.00	(\$887.40)	(\$887.40)	\$0.00	\$887.40
0035 - Cheerleading					
0000 - Undesignated					
1747 - Activities Fee Revenue	\$0.00	(\$20,088.71)	(\$20,088.71)	\$0.00	\$20,088.71
0035 - Cheerleading Total:	\$0.00	(\$20,088.71)	(\$20,088.71)	\$0.00	\$20,088.71
0037 - Undesignated					
0000 - Undesignated					
1747 - Activities Fee Revenue	\$0.00	(\$25,969.25)	(\$25,969.25)	\$0.00	\$25,969.25
0037 - Undesignated Total:	\$0.00	(\$25,969.25)	(\$25,969.25)	\$0.00	\$25,969.25
0052 - Activities - Chromebook					
0000 - Undesignated					
1747 - Activities Fee Revenue	\$0.00	(\$569.00)	(\$569.00)	\$0.00	\$569.00
0052 - Activities - Chromebook Total:	\$0.00	(\$569.00)	(\$569.00)	\$0.00	\$569.00
0100 - DRIVER EDUCATION (CLASSROOM)					
0000 - Undesignated					
1747 - Activities Fee Revenue	\$0.00	(\$3,600.00)	(\$3,600.00)	\$0.00	\$3,600.00
0100 - DRIVER EDUCATION (CLASSROOM) Total:	\$0.00	(\$3,600.00)	(\$3,600.00)	\$0.00	\$3,600.00
0111 - Debate					
0000 - Undesignated					
1747 - Activities Fee Revenue	\$0.00	(\$6,571.52)	(\$6,571.52)	\$0.00	\$6,571.52
0111 - Debate Total:	\$0.00	(\$6,571.52)	(\$6,571.52)	\$0.00	\$6,571.52

Garfield County School District

General Ledger - Element Summary Report

Fiscal Year: 2024-2025 From Date:7/1/2024 To Date:6/30/2025

Account Mask: ??????????????????

Account Type: REVENUE

Print accounts with zero balance
 Include Inactive Accounts
 Include PreEncumbrance

Fund / Location / Program / Function / Object	Adjusted Budget	Range To Date	Year To Date	Encumbrance	Budget Balance
0114 - SPEECH AND DRAMA					
0000 - Undesignated					
1747 - Activities Fee Revenue	\$0.00	(\$11,104.33)	(\$11,104.33)	\$0.00	\$11,104.33
1750 - School Vending &Stores (Gross Sales)	\$0.00	(\$543.73)	(\$543.73)	\$0.00	\$543.73
0114 - SPEECH AND DRAMA Total:					
	\$0.00	(\$11,648.06)	(\$11,648.06)	\$0.00	\$11,648.06
0130 - HOMEMAKING					
0000 - Undesignated					
1747 - Activities Fee Revenue	\$0.00	(\$706.45)	(\$706.45)	\$0.00	\$706.45
0130 - HOMEMAKING Total:					
	\$0.00	(\$706.45)	(\$706.45)	\$0.00	\$706.45
0140 - INDUSTRIAL ARTS					
0000 - Undesignated					
1747 - Activities Fee Revenue	\$0.00	(\$1,964.30)	(\$1,964.30)	\$0.00	\$1,964.30
0140 - INDUSTRIAL ARTS Total:					
	\$0.00	(\$1,964.30)	(\$1,964.30)	\$0.00	\$1,964.30
0141 - AUTOMOTIVE					
0000 - Undesignated					
1747 - Activities Fee Revenue	\$0.00	(\$1,281.68)	(\$1,281.68)	\$0.00	\$1,281.68
0141 - AUTOMOTIVE Total:					
	\$0.00	(\$1,281.68)	(\$1,281.68)	\$0.00	\$1,281.68
0231 - Boys Basketball					
0000 - Undesignated					
1747 - Activities Fee Revenue	\$0.00	(\$21,695.02)	(\$21,695.02)	\$0.00	\$21,695.02
0231 - Boys Basketball Total:					
	\$0.00	(\$21,695.02)	(\$21,695.02)	\$0.00	\$21,695.02
0232 - BASEBALL					
0000 - Undesignated					
1747 - Activities Fee Revenue	\$0.00	(\$5,517.60)	(\$5,517.60)	\$0.00	\$5,517.60
0232 - BASEBALL Total:					
	\$0.00	(\$5,517.60)	(\$5,517.60)	\$0.00	\$5,517.60
0236 - FOOTBALL					
0000 - Undesignated					
1747 - Activities Fee Revenue	\$0.00	(\$80,600.00)	(\$80,600.00)	\$0.00	\$80,600.00
0236 - FOOTBALL Total:					
	\$0.00	(\$80,600.00)	(\$80,600.00)	\$0.00	\$80,600.00
0238 - GOLF					
0000 - Undesignated					
1747 - Activities Fee Revenue	\$0.00	(\$3,030.00)	(\$3,030.00)	\$0.00	\$3,030.00
0238 - GOLF Total:					
	\$0.00	(\$3,030.00)	(\$3,030.00)	\$0.00	\$3,030.00
0240 - SOFTBALL					
0000 - Undesignated					

Garfield County School District

General Ledger - Element Summary Report

Fiscal Year: 2024-2025 From Date:7/1/2024 To Date:6/30/2025

Account Mask: ??????????????????

Account Type: REVENUE

Print accounts with zero balance
 Include Inactive Accounts
 Include PreEncumbrance

Fund / Location / Program / Function / Object	Adjusted Budget	Range To Date	Year To Date	Encumbrance	Budget Balance
1747 - Activities Fee Revenue	\$0.00	(\$19,118.75)	(\$19,118.75)	\$0.00	\$19,118.75
0240 - SOFTBALL Total:	\$0.00	(\$19,118.75)	(\$19,118.75)	\$0.00	\$19,118.75
0242 - VOLLEYBALL					
0000 - Undesignated					
1747 - Activities Fee Revenue	\$0.00	(\$14,488.29)	(\$14,488.29)	\$0.00	\$14,488.29
0242 - VOLLEYBALL Total:	\$0.00	(\$14,488.29)	(\$14,488.29)	\$0.00	\$14,488.29
0245 - WRESTLING					
0000 - Undesignated					
1747 - Activities Fee Revenue	\$0.00	(\$32,372.48)	(\$32,372.48)	\$0.00	\$32,372.48
0245 - WRESTLING Total:	\$0.00	(\$32,372.48)	(\$32,372.48)	\$0.00	\$32,372.48
0248 - Girls Basketball					
0000 - Undesignated					
1747 - Activities Fee Revenue	\$0.00	(\$13,034.47)	(\$13,034.47)	\$0.00	\$13,034.47
0248 - Girls Basketball Total:	\$0.00	(\$13,034.47)	(\$13,034.47)	\$0.00	\$13,034.47
0250 - Yearbook					
0000 - Undesignated					
1747 - Activities Fee Revenue	\$0.00	(\$3,248.05)	(\$3,248.05)	\$0.00	\$3,248.05
0250 - Yearbook Total:	\$0.00	(\$3,248.05)	(\$3,248.05)	\$0.00	\$3,248.05
0260 - Student Body					
0000 - Undesignated					
1747 - Activities Fee Revenue	\$0.00	(\$5,403.84)	(\$5,403.84)	\$0.00	\$5,403.84
0260 - Student Body Total:	\$0.00	(\$5,403.84)	(\$5,403.84)	\$0.00	\$5,403.84
0261 - Class Accounts					
0000 - Undesignated					
1747 - Activities Fee Revenue	\$0.00	(\$20.00)	(\$20.00)	\$0.00	\$20.00
0261 - Class Accounts Total:	\$0.00	(\$20.00)	(\$20.00)	\$0.00	\$20.00
0262 - Class Accounts					
0000 - Undesignated					
1747 - Activities Fee Revenue	\$0.00	(\$951.00)	(\$951.00)	\$0.00	\$951.00
0262 - Class Accounts Total:	\$0.00	(\$951.00)	(\$951.00)	\$0.00	\$951.00
0263 - Class Accounts					
0000 - Undesignated					
1747 - Activities Fee Revenue	\$0.00	(\$7,498.80)	(\$7,498.80)	\$0.00	\$7,498.80
0263 - Class Accounts Total:	\$0.00	(\$7,498.80)	(\$7,498.80)	\$0.00	\$7,498.80
0264 - Class Accounts					

Garfield County School District

General Ledger - Element Summary Report

Fiscal Year: 2024-2025 From Date: 7/1/2024 To Date: 6/30/2025

Account Mask: ??????????????????

Account Type: REVENUE

Print accounts with zero balance
 Include Inactive Accounts
 Include PreEncumbrance

Fund / Location / Program / Function / Object	Adjusted Budget	Range To Date	Year To Date	Encumbrance	Budget Balance
0000 - Undesignated					
1747 - Activities Fee Revenue	\$0.00	(\$2,146.63)	(\$2,146.63)	\$0.00	\$2,146.63
0264 - Class Accounts Total:	\$0.00	(\$2,146.63)	(\$2,146.63)	\$0.00	\$2,146.63
0265 - Class Accounts					
0000 - Undesignated					
1747 - Activities Fee Revenue	\$0.00	(\$1,036.00)	(\$1,036.00)	\$0.00	\$1,036.00
0265 - Class Accounts Total:	\$0.00	(\$1,036.00)	(\$1,036.00)	\$0.00	\$1,036.00
0266 - School Concession Program					
0000 - Undesignated					
1750 - School Vending &Stores (Gross Sales)	\$0.00	(\$602.28)	(\$602.28)	\$0.00	\$602.28
0266 - School Concession Program Total:	\$0.00	(\$602.28)	(\$602.28)	\$0.00	\$602.28
0267 - School Concession Program					
0000 - Undesignated					
1750 - School Vending &Stores (Gross Sales)	\$0.00	(\$424.75)	(\$424.75)	\$0.00	\$424.75
0267 - School Concession Program Total:	\$0.00	(\$424.75)	(\$424.75)	\$0.00	\$424.75
0268 - Undesignated					
0000 - Undesignated					
1750 - School Vending &Stores (Gross Sales)	\$0.00	(\$697.80)	(\$697.80)	\$0.00	\$697.80
0268 - Undesignated Total:	\$0.00	(\$697.80)	(\$697.80)	\$0.00	\$697.80
0269 - Undesignated					
0000 - Undesignated					
1750 - School Vending &Stores (Gross Sales)	\$0.00	(\$402.00)	(\$402.00)	\$0.00	\$402.00
0269 - Undesignated Total:	\$0.00	(\$402.00)	(\$402.00)	\$0.00	\$402.00
0270 - Undesignated					
0000 - Undesignated					
1750 - School Vending &Stores (Gross Sales)	\$0.00	(\$800.00)	(\$800.00)	\$0.00	\$800.00
0270 - Undesignated Total:	\$0.00	(\$800.00)	(\$800.00)	\$0.00	\$800.00
0271 - Undesignated					
0000 - Undesignated					
1750 - School Vending &Stores (Gross Sales)	\$0.00	(\$1,550.00)	(\$1,550.00)	\$0.00	\$1,550.00
0271 - Undesignated Total:	\$0.00	(\$1,550.00)	(\$1,550.00)	\$0.00	\$1,550.00
0502 - CyberCorps					
0000 - Undesignated					
1747 - Activities Fee Revenue	\$0.00	(\$80.00)	(\$80.00)	\$0.00	\$80.00
0502 - CyberCorps Total:	\$0.00	(\$80.00)	(\$80.00)	\$0.00	\$80.00

Garfield County School District

General Ledger - Element Summary Report

Fiscal Year: 2024-2025 From Date:7/1/2024 To Date:6/30/2025

Account Mask: ??????????????????

Account Type: REVENUE

- Print accounts with zero balance
 Include Inactive Accounts
 Include PreEncumbrance

Fund / Location / Program / Function / Object	Adjusted Budget	Range To Date	Year To Date	Encumbrance	Budget Balance
712 - Panguitch High Total:	\$0.00	(\$322,484.42)	(\$322,484.42)	\$0.00	\$322,484.42
21 - Student Activity Fund Total:	\$0.00	(\$661,172.80)	(\$661,172.80)	\$0.00	\$661,172.80

Garfield County School District

General Ledger - Element Summary Report

Fiscal Year: 2024-2025 From Date: 7/1/2024 To Date: 6/30/2025

Account Mask: ??????????????????

Account Type: REVENUE

Print accounts with zero balance
 Include Inactive Accounts
 Include PreEncumbrance

Fund / Location / Program / Function / Object	Adjusted Budget	Range To Date	Year To Date	Encumbrance	Budget Balance
32 - Capital Projects Fund					
500 - District Office					
0400 - Administration					
0000 - Undesignated					
1510 - Interest on Investments	\$0.00	(\$210,264.87)	(\$210,264.87)	\$0.00	\$210,264.87
0400 - Administration Total:					\$210,264.87
5500 - PUBLIC EDUCATION CAPITAL OUTLAY					
0000 - Undesignated					
1124 - Capital Local Current	\$0.00	(\$361,159.75)	(\$361,159.75)	\$0.00	\$361,159.75
1125 - Capital Local Redemptions	\$0.00	(\$1,495,885.30)	(\$1,495,885.30)	\$0.00	\$1,495,885.30
1174 - FILT--Capital Local	\$0.00	(\$166,063.18)	(\$166,063.18)	\$0.00	\$166,063.18
1510 - Interest on Investments	\$0.00	(\$68,474.31)	(\$68,474.31)	\$0.00	\$68,474.31
4000 - Rev from Federal Sources	\$0.00	(\$64.00)	(\$64.00)	\$0.00	\$64.00
5500 - PUBLIC EDUCATION CAPITAL OUTLAY Total:					\$2,091,646.54
5550 - CAPITAL OUTLAY FOUNDATION					
0000 - Undesignated					
3700 - Capital Outlay Programs	\$0.00	(\$234,672.19)	(\$234,672.19)	\$0.00	\$234,672.19
5550 - CAPITAL OUTLAY FOUNDATION Total:					\$234,672.19
7380 - E-Rate					
0000 - Undesignated					
4700 - TANF	\$0.00	(\$10,755.78)	(\$10,755.78)	\$0.00	\$10,755.78
7380 - E-Rate Total:					\$10,755.78
500 - District Office Total:					\$2,547,339.38
32 - Capital Projects Fund Total:					\$2,547,339.38

Garfield County School District

General Ledger - Element Summary Report

Fiscal Year: 2024-2025 From Date:7/1/2024 To Date:6/30/2025

Account Mask: ??????????????????

Account Type: REVENUE

Print accounts with zero balance
 Include Inactive Accounts
 Include PreEncumbrance

Fund / Location / Program / Function / Object	Adjusted Budget	Range To Date	Year To Date	Encumbrance	Budget Balance
51 - Food Service Fund					
104 - Antimony Elementary					
8070 - STATE SCHOOL LUNCH PROGRAMS					
0000 - Undesignated					
1610 - Sales to Students	\$0.00	(\$123.80)	(\$123.80)	\$0.00	\$123.80
1620 - Sales to Adults	\$0.00	(\$4,647.94)	(\$4,647.94)	\$0.00	\$4,647.94
8070 - STATE SCHOOL LUNCH PROGRAMS Total:	\$0.00	(\$4,771.74)	(\$4,771.74)	\$0.00	\$4,771.74
104 - Antimony Elementary Total:	\$0.00	(\$4,771.74)	(\$4,771.74)	\$0.00	\$4,771.74
108 - Boulder Elementary					
8070 - STATE SCHOOL LUNCH PROGRAMS					
0000 - Undesignated					
1610 - Sales to Students	\$0.00	(\$1,165.30)	(\$1,165.30)	\$0.00	\$1,165.30
8070 - STATE SCHOOL LUNCH PROGRAMS Total:	\$0.00	(\$1,165.30)	(\$1,165.30)	\$0.00	\$1,165.30
108 - Boulder Elementary Total:	\$0.00	(\$1,165.30)	(\$1,165.30)	\$0.00	\$1,165.30
112 - Bryce Valley Elementary					
8070 - STATE SCHOOL LUNCH PROGRAMS					
0000 - Undesignated					
1610 - Sales to Students	\$0.00	(\$17,740.20)	(\$17,740.20)	\$0.00	\$17,740.20
1620 - Sales to Adults	\$0.00	(\$1,740.20)	(\$1,740.20)	\$0.00	\$1,740.20
8070 - STATE SCHOOL LUNCH PROGRAMS Total:	\$0.00	(\$19,480.40)	(\$19,480.40)	\$0.00	\$19,480.40
112 - Bryce Valley Elementary Total:	\$0.00	(\$19,480.40)	(\$19,480.40)	\$0.00	\$19,480.40
116 - Escalante Elementary					
8070 - STATE SCHOOL LUNCH PROGRAMS					
0000 - Undesignated					
1610 - Sales to Students	\$0.00	(\$14,864.80)	(\$14,864.80)	\$0.00	\$14,864.80
1620 - Sales to Adults	\$0.00	(\$1,116.45)	(\$1,116.45)	\$0.00	\$1,116.45
8070 - STATE SCHOOL LUNCH PROGRAMS Total:	\$0.00	(\$15,981.25)	(\$15,981.25)	\$0.00	\$15,981.25
116 - Escalante Elementary Total:	\$0.00	(\$15,981.25)	(\$15,981.25)	\$0.00	\$15,981.25
124 - Panguitch Elementary					
8070 - STATE SCHOOL LUNCH PROGRAMS					
0000 - Undesignated					
1610 - Sales to Students	\$0.00	(\$30,857.10)	(\$30,857.10)	\$0.00	\$30,857.10
1620 - Sales to Adults	\$0.00	(\$333.20)	(\$333.20)	\$0.00	\$333.20
8070 - STATE SCHOOL LUNCH PROGRAMS Total:	\$0.00	(\$31,190.30)	(\$31,190.30)	\$0.00	\$31,190.30
124 - Panguitch Elementary Total:	\$0.00	(\$31,190.30)	(\$31,190.30)	\$0.00	\$31,190.30

Garfield County School District

General Ledger - Element Summary Report

Fiscal Year: 2024-2025 From Date:7/1/2024 To Date:6/30/2025

Account Mask: ??????????????????

Account Type: REVENUE

Print accounts with zero balance
 Include Inactive Accounts
 Include PreEncumbrance

Fund / Location / Program / Function / Object	Adjusted Budget	Range To Date	Year To Date	Encumbrance	Budget Balance
304 - Panguitch Middle					
8070 - STATE SCHOOL LUNCH PROGRAMS					
0000 - Undesignated					
1610 - Sales to Students	\$0.00	(\$5,026.80)	(\$5,026.80)	\$0.00	\$5,026.80
1620 - Sales to Adults	\$0.00	(\$37.15)	(\$37.15)	\$0.00	\$37.15
8070 - STATE SCHOOL LUNCH PROGRAMS Total:					
	\$0.00	(\$5,063.95)	(\$5,063.95)	\$0.00	\$5,063.95
304 - Panguitch Middle Total:					
	\$0.00	(\$5,063.95)	(\$5,063.95)	\$0.00	\$5,063.95
500 - District Office					
8070 - STATE SCHOOL LUNCH PROGRAMS					
0000 - Undesignated					
1690 - Other Local Revenue	\$0.00	(\$984.47)	(\$984.47)	\$0.00	\$984.47
3800 - Curriculum Development	\$0.00	(\$57,943.51)	(\$57,943.51)	\$0.00	\$57,943.51
4560 - Federal Child Nutrition Programs	\$0.00	(\$15,440.87)	(\$15,440.87)	\$0.00	\$15,440.87
8070 - STATE SCHOOL LUNCH PROGRAMS Total:					
	\$0.00	(\$74,368.85)	(\$74,368.85)	\$0.00	\$74,368.85
8075 - CHILD AND ADULT CARE FOOD PROGRAM					
0000 - Undesignated					
4560 - Federal Child Nutrition Programs	\$0.00	(\$183,271.54)	(\$183,271.54)	\$0.00	\$183,271.54
8075 - CHILD AND ADULT CARE FOOD PROGRAM Total:					
	\$0.00	(\$183,271.54)	(\$183,271.54)	\$0.00	\$183,271.54
8079 - OTHER CHILD NUTRITION PROGRAMS					
0000 - Undesignated					
4560 - Federal Child Nutrition Programs	\$0.00	(\$26,223.34)	(\$26,223.34)	\$0.00	\$26,223.34
8079 - OTHER CHILD NUTRITION PROGRAMS Total:					
	\$0.00	(\$26,223.34)	(\$26,223.34)	\$0.00	\$26,223.34
500 - District Office Total:					
	\$0.00	(\$283,863.73)	(\$283,863.73)	\$0.00	\$283,863.73
704 - Bryce Valley High					
8070 - STATE SCHOOL LUNCH PROGRAMS					
0000 - Undesignated					
1610 - Sales to Students	\$0.00	(\$7,830.05)	(\$7,830.05)	\$0.00	\$7,830.05
1620 - Sales to Adults	\$0.00	(\$749.40)	(\$749.40)	\$0.00	\$749.40
8070 - STATE SCHOOL LUNCH PROGRAMS Total:					
	\$0.00	(\$8,579.45)	(\$8,579.45)	\$0.00	\$8,579.45
704 - Bryce Valley High Total:					
	\$0.00	(\$8,579.45)	(\$8,579.45)	\$0.00	\$8,579.45
708 - Escalante High					
8070 - STATE SCHOOL LUNCH PROGRAMS					
0000 - Undesignated					
1610 - Sales to Students	\$0.00	(\$8,729.40)	(\$8,729.40)	\$0.00	\$8,729.40
1620 - Sales to Adults	\$0.00	(\$1,321.50)	(\$1,321.50)	\$0.00	\$1,321.50

Garfield County School District

General Ledger - Element Summary Report

Fiscal Year: 2024-2025 From Date:7/1/2024 To Date:6/30/2025

Account Mask: ??????????????????

Account Type: REVENUE

Print accounts with zero balance Include Inactive Accounts Include PreEncumbrance

Fund / Location / Program / Function / Object	Adjusted Budget	Range To Date	Year To Date	Encumbrance	Budget Balance
8070 - STATE SCHOOL LUNCH PROGRAMS Total:	\$0.00	(\$10,050.90)	(\$10,050.90)	\$0.00	\$10,050.90
708 - Escalante High Total:	\$0.00	(\$10,050.90)	(\$10,050.90)	\$0.00	\$10,050.90
712 - Panguitch High					
8070 - STATE SCHOOL LUNCH PROGRAMS					
0000 - Undesignated					
1610 - Sales to Students	\$0.00	(\$5,744.80)	(\$5,744.80)	\$0.00	\$5,744.80
1620 - Sales to Adults	\$0.00	(\$89.50)	(\$89.50)	\$0.00	\$89.50
8070 - STATE SCHOOL LUNCH PROGRAMS Total:	\$0.00	(\$5,834.30)	(\$5,834.30)	\$0.00	\$5,834.30
712 - Panguitch High Total:	\$0.00	(\$5,834.30)	(\$5,834.30)	\$0.00	\$5,834.30
51 - Food Service Fund Total:	\$0.00	(\$385,981.32)	(\$385,981.32)	\$0.00	\$385,981.32

Garfield County School District

General Ledger - Element Summary Report

Fiscal Year: 2024-2025 From Date:7/1/2024 To Date:6/30/2025

Account Mask: ??????????????????

Account Type: REVENUE

- Print accounts with zero balance Include Inactive Accounts Include PreEncumbrance

Fund / Location / Program / Function / Object	Adjusted Budget	Range To Date	Year To Date	Encumbrance	Budget Balance
Grand Total:	\$0.00	(\$26,740,278.23)	(\$26,740,278.23)	\$0.00	\$26,740,278.23

End of Report

Garfield County School District

General Ledger - Element Summary Report

Fiscal Year: 2024-2025 From Date:7/1/2024 To Date:6/30/2025

Account Mask: ??????????????????

Account Type: EXPENDITURE

Print accounts with zero balance Include Inactive Accounts Include PreEncumbrance

Fund / Location / Program / Function / Object	Adjusted Budget	Range To Date	Year To Date	Encumbrance	Budget Balance
10 - Maintenance and Operations Fund					
104 - Antimony Elementary					
0050 - CLASSROOM-GENERAL					
1000 - INSTRUCTION					
0650 - SUPPLIES TECHNOLOGY RELATED	\$0.00	\$163.64	\$163.64	\$0.00	(\$163.64)
2600 - OPERATION & MAINTENANCE OF PLANT SERVICES					
0412 - DISPOSAL	\$0.00	\$1,155.00	\$1,155.00	\$0.00	(\$1,155.00)
0430 - REPAIR/MAINT SERV	\$0.00	\$2,920.89	\$2,920.89	\$0.00	(\$2,920.89)
0530 - CELL PHONE	\$0.00	\$524.20	\$524.20	\$0.00	(\$524.20)
0622 - ELECTRICITY	\$0.00	\$3,040.68	\$3,040.68	\$0.00	(\$3,040.68)
0623 - BOTTLED GAS	\$0.00	\$6,179.36	\$6,179.36	\$0.00	(\$6,179.36)
2610 - Custodial					
0610 - SUPPLIES (GEN)	\$0.00	\$361.87	\$361.87	\$0.00	(\$361.87)
2620 - Maintenance					
0610 - SUPPLIES (GEN)	\$0.00	\$350.73	\$350.73	\$0.00	(\$350.73)
0050 - CLASSROOM-GENERAL Total:					
	\$0.00	\$14,696.37	\$14,696.37	\$0.00	(\$14,696.37)
0400 - Administration					
2500 - SUPPORT SERVICES - CENTRAL SERVICES					
0340 - OTHER PROF SERV	\$0.00	\$95.42	\$95.42	\$0.00	(\$95.42)
0400 - Administration Total:					
	\$0.00	\$95.42	\$95.42	\$0.00	(\$95.42)
1205 - SPECIAL EDUCATION -- ADD ON					
1000 - INSTRUCTION					
0610 - SUPPLIES (GEN)	\$0.00	\$19.45	\$19.45	\$0.00	(\$19.45)
1205 - SPECIAL EDUCATION -- ADD ON Total:					
	\$0.00	\$19.45	\$19.45	\$0.00	(\$19.45)
5201 - CLASS SIZE REDUCTION					
1000 - INSTRUCTION					
0131 - TEACHERS	\$0.00	\$26,514.27	\$26,514.27	\$0.00	(\$26,514.27)
0140 - Other Licensed Salaries	\$0.00	\$350.00	\$350.00	\$0.00	(\$350.00)
0210 - STATE RETIREMENT	\$0.00	\$6,229.83	\$6,229.83	\$0.00	(\$6,229.83)
0220 - FICA	\$0.00	\$2,055.12	\$2,055.12	\$0.00	(\$2,055.12)
5201 - CLASS SIZE REDUCTION Total:					
	\$0.00	\$35,149.22	\$35,149.22	\$0.00	(\$35,149.22)
5220 - NESS - NECESSARILY EXIST. SCHOOL					
1000 - INSTRUCTION					
0131 - TEACHERS	\$0.00	\$5,039.17	\$5,039.17	\$0.00	(\$5,039.17)

Garfield County School District

General Ledger - Element Summary Report

Fiscal Year: 2024-2025 From Date:7/1/2024 To Date:6/30/2025

Account Mask: ??????????????????

Account Type: EXPENDITURE

Print accounts with zero balance
 Include Inactive Accounts
 Include PreEncumbrance

Fund / Location / Program / Function / Object	Adjusted Budget	Range To Date	Year To Date	Encumbrance	Budget Balance
0161 - STAFF ASSISTANT	\$0.00	\$4,859.40	\$4,859.40	\$0.00	(\$4,859.40)
0210 - STATE RETIREMENT	\$0.00	\$1,168.59	\$1,168.59	\$0.00	(\$1,168.59)
0220 - FICA	\$0.00	\$930.12	\$930.12	\$0.00	(\$930.12)
0241 - PEHP Opt-Out	\$0.00	\$2,260.00	\$2,260.00	\$0.00	(\$2,260.00)
2400 - SUPPORT SERVICES - SCHOOL ADMINISTRATION					
0152 - SECRETARIAL	\$0.00	\$2,412.60	\$2,412.60	\$0.00	(\$2,412.60)
0210 - STATE RETIREMENT	\$0.00	\$472.91	\$472.91	\$0.00	(\$472.91)
0220 - FICA	\$0.00	\$184.46	\$184.46	\$0.00	(\$184.46)
2610 - Custodial					
0182 - CUSTODIANS-REG	\$0.00	\$4,061.96	\$4,061.96	\$0.00	(\$4,061.96)
0198 - Other Classified Personnel	\$0.00	\$125.00	\$125.00	\$0.00	(\$125.00)
0210 - STATE RETIREMENT	\$0.00	\$976.13	\$976.13	\$0.00	(\$976.13)
0220 - FICA	\$0.00	\$320.31	\$320.31	\$0.00	(\$320.31)
5220 - NESS - NECESSARILY EXIST. SCHOOL Total:	\$0.00	\$22,810.65	\$22,810.65	\$0.00	(\$22,810.65)
5420 - TRUSTLANDS					
1000 - INSTRUCTION					
0161 - STAFF ASSISTANT	\$0.00	\$704.29	\$704.29	\$0.00	(\$704.29)
0220 - FICA	\$0.00	\$53.88	\$53.88	\$0.00	(\$53.88)
5420 - TRUSTLANDS Total:	\$0.00	\$758.17	\$758.17	\$0.00	(\$758.17)
5673 - POSITIVE BEHAVIORS INTERVENTIONS					
2100 - SUPPORT SERVICES - STUDENTS					
0610 - SUPPLIES (GEN)	\$0.00	\$67.62	\$67.62	\$0.00	(\$67.62)
5673 - POSITIVE BEHAVIORS INTERVENTIONS Total:	\$0.00	\$67.62	\$67.62	\$0.00	(\$67.62)
5678 - TEACHER & STUDENT SUCESS ACT					
1000 - INSTRUCTION					
0131 - TEACHERS	\$0.00	\$1,081.97	\$1,081.97	\$0.00	(\$1,081.97)
0210 - STATE RETIREMENT	\$0.00	\$250.90	\$250.90	\$0.00	(\$250.90)
0220 - FICA	\$0.00	\$82.78	\$82.78	\$0.00	(\$82.78)
5678 - TEACHER & STUDENT SUCESS ACT Total:	\$0.00	\$1,415.65	\$1,415.65	\$0.00	(\$1,415.65)
5868 - Teacher Materials and Supplies					
1000 - INSTRUCTION					
0610 - SUPPLIES (GEN)	\$0.00	\$4.46	\$4.46	\$0.00	(\$4.46)
5868 - Teacher Materials and Supplies Total:	\$0.00	\$4.46	\$4.46	\$0.00	(\$4.46)
5876 - Educator Salary Adjustment					
1000 - INSTRUCTION					

Garfield County School District

General Ledger - Element Summary Report

Fiscal Year: 2024-2025 From Date:7/1/2024 To Date:6/30/2025

Account Mask: ??????????????????

Account Type: EXPENDITURE

Print accounts with zero balance
 Include Inactive Accounts
 Include PreEncumbrance

Fund / Location / Program / Function / Object	Adjusted Budget	Range To Date	Year To Date	Encumbrance	Budget Balance
0131 - TEACHERS	\$0.00	\$4,379.02	\$4,379.02	\$0.00	(\$4,379.02)
0210 - STATE RETIREMENT	\$0.00	\$1,015.49	\$1,015.49	\$0.00	(\$1,015.49)
0220 - FICA	\$0.00	\$334.99	\$334.99	\$0.00	(\$334.99)
5876 - Educator Salary Adjustment Total:	\$0.00	\$5,729.50	\$5,729.50	\$0.00	(\$5,729.50)
5914 - School Safety and Support					
2620 - Maintenance					
0430 - REPAIR/MAINT SERV	\$0.00	\$3,403.75	\$3,403.75	\$0.00	(\$3,403.75)
5914 - School Safety and Support Total:	\$0.00	\$3,403.75	\$3,403.75	\$0.00	(\$3,403.75)
7860 - TITLE IIA					
2212 - INSTRUCTION AND CURRICULUM DEVELOPMENT SERVICES					
0190 - Other Salaries	\$0.00	\$916.24	\$916.24	\$0.00	(\$916.24)
0210 - STATE RETIREMENT	\$0.00	\$217.05	\$217.05	\$0.00	(\$217.05)
0220 - FICA	\$0.00	\$70.08	\$70.08	\$0.00	(\$70.08)
7860 - TITLE IIA Total:	\$0.00	\$1,203.37	\$1,203.37	\$0.00	(\$1,203.37)
104 - Antimony Elementary Total:	\$0.00	\$85,353.63	\$85,353.63	\$0.00	(\$85,353.63)
108 - Boulder Elementary					
0050 - CLASSROOM-GENERAL					
1000 - INSTRUCTION					
0220 - FICA	\$0.00	\$3.66	\$3.66	\$0.00	(\$3.66)
0530 - CELL PHONE	\$0.00	\$50.00	\$50.00	\$0.00	(\$50.00)
0610 - SUPPLIES (GEN)	\$0.00	\$103.85	\$103.85	\$0.00	(\$103.85)
0640 - Books	\$0.00	\$3,565.35	\$3,565.35	\$0.00	(\$3,565.35)
0650 - SUPPLIES TECHNOLOGY RELATED	\$0.00	\$3,310.83	\$3,310.83	\$0.00	(\$3,310.83)
2600 - OPERATION & MAINTENANCE OF PLANT SERVICES					
0411 - WATER/SEWAGE	\$0.00	\$4,567.05	\$4,567.05	\$0.00	(\$4,567.05)
0430 - REPAIR/MAINT SERV	\$0.00	\$274.52	\$274.52	\$0.00	(\$274.52)
0530 - CELL PHONE	\$0.00	\$553.17	\$553.17	\$0.00	(\$553.17)
0622 - ELECTRICITY	\$0.00	\$2,714.47	\$2,714.47	\$0.00	(\$2,714.47)
0623 - BOTTLED GAS	\$0.00	\$1,755.31	\$1,755.31	\$0.00	(\$1,755.31)
2610 - Custodial					
0610 - SUPPLIES (GEN)	\$0.00	\$2,663.04	\$2,663.04	\$0.00	(\$2,663.04)
2620 - Maintenance					
0430 - REPAIR/MAINT SERV	\$0.00	\$417.39	\$417.39	\$0.00	(\$417.39)
0610 - SUPPLIES (GEN)	\$0.00	\$1,694.58	\$1,694.58	\$0.00	(\$1,694.58)
0050 - CLASSROOM-GENERAL Total:	\$0.00	\$21,673.22	\$21,673.22	\$0.00	(\$21,673.22)

Garfield County School District

General Ledger - Element Summary Report

Fiscal Year: 2024-2025 From Date:7/1/2024 To Date:6/30/2025

Account Mask: ??????????????????

Account Type: EXPENDITURE

Print accounts with zero balance
 Include Inactive Accounts
 Include PreEncumbrance

Fund / Location / Program / Function / Object	Adjusted Budget	Range To Date	Year To Date	Encumbrance	Budget Balance
0400 - Administration					
2500 - SUPPORT SERVICES - CENTRAL SERVICES					
0340 - OTHER PROF SERV	\$0.00	\$475.50	\$475.50	\$0.00	(\$475.50)
0400 - Administration Total:	\$0.00	\$475.50	\$475.50	\$0.00	(\$475.50)
1205 - SPECIAL EDUCATION -- ADD ON					
1000 - INSTRUCTION					
0131 - TEACHERS	\$0.00	\$466.02	\$466.02	\$0.00	(\$466.02)
0210 - STATE RETIREMENT	\$0.00	\$110.40	\$110.40	\$0.00	(\$110.40)
0220 - FICA	\$0.00	\$35.65	\$35.65	\$0.00	(\$35.65)
1205 - SPECIAL EDUCATION -- ADD ON Total:	\$0.00	\$612.07	\$612.07	\$0.00	(\$612.07)
1220 - EXTENDED YEAR PROG FOR SEVERE DISAB					
1000 - INSTRUCTION					
0190 - Other Salaries	\$0.00	\$932.04	\$932.04	\$0.00	(\$932.04)
0210 - STATE RETIREMENT	\$0.00	\$220.80	\$220.80	\$0.00	(\$220.80)
0220 - FICA	\$0.00	\$71.30	\$71.30	\$0.00	(\$71.30)
1220 - EXTENDED YEAR PROG FOR SEVERE DISAB Total:	\$0.00	\$1,224.14	\$1,224.14	\$0.00	(\$1,224.14)
5201 - CLASS SIZE REDUCTION					
1000 - INSTRUCTION					
0131 - TEACHERS	\$0.00	\$50,837.19	\$50,837.19	\$6,906.32	(\$57,743.51)
0140 - Other Licensed Salaries	\$0.00	\$352.45	\$352.45	\$0.00	(\$352.45)
0210 - STATE RETIREMENT	\$0.00	\$9,992.22	\$9,992.22	\$1,348.12	(\$11,340.34)
0220 - FICA	\$0.00	\$3,817.35	\$3,817.35	\$513.87	(\$4,331.22)
0240 - GROUP INSURANCE	\$0.00	\$7,123.02	\$7,123.02	\$1,017.43	(\$8,140.45)
5201 - CLASS SIZE REDUCTION Total:	\$0.00	\$72,122.23	\$72,122.23	\$9,785.74	(\$81,907.97)
5220 - NESS - NECESSARILY EXIST. SCHOOL					
1000 - INSTRUCTION					
0131 - TEACHERS	\$0.00	\$56,699.99	\$56,699.99	\$7,661.58	(\$64,361.57)
0140 - Other Licensed Salaries	\$0.00	\$352.45	\$352.45	\$0.00	(\$352.45)
0161 - STAFF ASSISTANT	\$0.00	\$6,859.06	\$6,859.06	\$0.00	(\$6,859.06)
0198 - Other Classified Personnel	\$0.00	\$352.45	\$352.45	\$0.00	(\$352.45)
0210 - STATE RETIREMENT	\$0.00	\$12,547.17	\$12,547.17	\$1,495.54	(\$14,042.71)
0220 - FICA	\$0.00	\$4,799.87	\$4,799.87	\$569.08	(\$5,368.95)
0240 - GROUP INSURANCE	\$0.00	\$24,753.11	\$24,753.11	\$3,278.53	(\$28,031.64)
0530 - CELL PHONE	\$0.00	\$650.00	\$650.00	\$100.00	(\$750.00)
2610 - Custodial					

Garfield County School District

General Ledger - Element Summary Report

Fiscal Year: 2024-2025 From Date:7/1/2024 To Date:6/30/2025

Account Mask: ??????????????????

Account Type: EXPENDITURE

Print accounts with zero balance
 Include Inactive Accounts
 Include PreEncumbrance

Fund / Location / Program / Function / Object	Adjusted Budget	Range To Date	Year To Date	Encumbrance	Budget Balance
0182 - CUSTODIANS-REG	\$0.00	\$1,602.63	\$1,602.63	\$0.00	(\$1,602.63)
0210 - STATE RETIREMENT	\$0.00	\$247.67	\$247.67	\$0.00	(\$247.67)
0220 - FICA	\$0.00	\$122.59	\$122.59	\$0.00	(\$122.59)
0240 - GROUP INSURANCE	\$0.00	\$367.59	\$367.59	\$0.00	(\$367.59)
5220 - NESS - NECESSARILY EXIST. SCHOOL Total:	\$0.00	\$109,354.58	\$109,354.58	\$13,104.73	(\$122,459.31)
5420 - TRUSTLANDS					
1000 - INSTRUCTION					
0161 - STAFF ASSISTANT	\$2,406.10	\$0.00	\$0.00	\$0.00	\$2,406.10
5420 - TRUSTLANDS Total:	\$2,406.10	\$0.00	\$0.00	\$0.00	\$2,406.10
5651 - EDUCATOR PAID PROFESSIONAL HOURS					
1000 - INSTRUCTION					
0131 - TEACHERS	\$0.00	\$1,811.64	\$1,811.64	\$0.00	(\$1,811.64)
0210 - STATE RETIREMENT	\$0.00	\$353.62	\$353.62	\$0.00	(\$353.62)
0220 - FICA	\$0.00	\$136.01	\$136.01	\$0.00	(\$136.01)
5651 - EDUCATOR PAID PROFESSIONAL HOURS Total:	\$0.00	\$2,301.27	\$2,301.27	\$0.00	(\$2,301.27)
5673 - POSITIVE BEHAVIORS INTERVENTIONS					
2100 - SUPPORT SERVICES - STUDENTS					
0190 - Other Salaries	\$0.00	\$3,021.01	\$3,021.01	\$0.00	(\$3,021.01)
0210 - STATE RETIREMENT	\$0.00	\$589.70	\$589.70	\$0.00	(\$589.70)
0220 - FICA	\$0.00	\$226.82	\$226.82	\$0.00	(\$226.82)
5673 - POSITIVE BEHAVIORS INTERVENTIONS Total:	\$0.00	\$3,837.53	\$3,837.53	\$0.00	(\$3,837.53)
5677 - CTE Computer Grant					
1000 - INSTRUCTION					
0161 - STAFF ASSISTANT	\$0.00	\$775.97	\$775.97	\$0.00	(\$775.97)
0210 - STATE RETIREMENT	\$0.00	\$151.47	\$151.47	\$0.00	(\$151.47)
0220 - FICA	\$0.00	\$59.36	\$59.36	\$0.00	(\$59.36)
0240 - GROUP INSURANCE	\$0.00	\$121.27	\$121.27	\$0.00	(\$121.27)
5677 - CTE Computer Grant Total:	\$0.00	\$1,108.07	\$1,108.07	\$0.00	(\$1,108.07)
5678 - TEACHER & STUDENT SUCESS ACT					
1000 - INSTRUCTION					
0131 - TEACHERS	\$0.00	\$5,166.68	\$5,166.68	\$738.52	(\$5,905.20)
0210 - STATE RETIREMENT	\$0.00	\$1,008.62	\$1,008.62	\$144.16	(\$1,152.78)
0220 - FICA	\$0.00	\$382.06	\$382.06	\$54.55	(\$436.61)
0240 - GROUP INSURANCE	\$0.00	\$1,486.01	\$1,486.01	\$212.42	(\$1,698.43)
5678 - TEACHER & STUDENT SUCESS ACT Total:	\$0.00	\$8,043.37	\$8,043.37	\$1,149.65	(\$9,193.02)

Garfield County School District

General Ledger - Element Summary Report

Fiscal Year: 2024-2025 From Date:7/1/2024 To Date:6/30/2025

Account Mask: ??????????????????

Account Type: EXPENDITURE

Print accounts with zero balance
 Include Inactive Accounts
 Include PreEncumbrance

Fund / Location / Program / Function / Object	Adjusted Budget	Range To Date	Year To Date	Encumbrance	Budget Balance
5868 - Teacher Materials and Supplies					
1000 - INSTRUCTION					
0610 - SUPPLIES (GEN)	\$0.00	\$825.00	\$825.00	\$0.00	(\$825.00)
5868 - Teacher Materials and Supplies Total:					
	\$0.00	\$825.00	\$825.00	\$0.00	(\$825.00)
5876 - Educator Salary Adjustment					
1000 - INSTRUCTION					
0131 - TEACHERS	\$0.00	\$20,910.94	\$20,910.94	\$2,988.76	(\$23,899.70)
0210 - STATE RETIREMENT	\$0.00	\$4,081.78	\$4,081.78	\$583.40	(\$4,665.18)
0220 - FICA	\$0.00	\$1,546.36	\$1,546.36	\$220.76	(\$1,767.12)
0240 - GROUP INSURANCE	\$0.00	\$6,014.35	\$6,014.35	\$859.62	(\$6,873.97)
5876 - Educator Salary Adjustment Total:					
	\$0.00	\$32,553.43	\$32,553.43	\$4,652.54	(\$37,205.97)
5914 - School Safety and Support					
2290 - OTHER SUPPORT SERVICES- INSTRUCTIONAL STAFF					
0190 - Other Salaries	\$0.00	\$3,021.00	\$3,021.00	\$0.00	(\$3,021.00)
0210 - STATE RETIREMENT	\$0.00	\$589.70	\$589.70	\$0.00	(\$589.70)
0220 - FICA	\$0.00	\$226.59	\$226.59	\$0.00	(\$226.59)
5914 - School Safety and Support Total:					
	\$0.00	\$3,837.29	\$3,837.29	\$0.00	(\$3,837.29)
7801 - TITLE IA					
1000 - INSTRUCTION					
0161 - STAFF ASSISTANT	\$0.00	\$3,009.67	\$3,009.67	\$0.00	(\$3,009.67)
0210 - STATE RETIREMENT	\$0.00	\$559.05	\$559.05	\$0.00	(\$559.05)
0220 - FICA	\$0.00	\$230.24	\$230.24	\$0.00	(\$230.24)
0240 - GROUP INSURANCE	\$0.00	\$549.73	\$549.73	\$0.00	(\$549.73)
7801 - TITLE IA Total:					
	\$0.00	\$4,348.69	\$4,348.69	\$0.00	(\$4,348.69)
108 - Boulder Elementary Total:					
	\$2,406.10	\$262,316.39	\$262,316.39	\$28,692.66	(\$288,602.95)
112 - Bryce Valley Elementary					
0050 - CLASSROOM-GENERAL					
1000 - INSTRUCTION					
0190 - Other Salaries	\$0.00	\$3,655.00	\$3,655.00	\$0.00	(\$3,655.00)
0220 - FICA	\$0.00	\$279.61	\$279.61	\$0.00	(\$279.61)
0240 - GROUP INSURANCE	\$0.00	\$6,303.00	\$6,303.00	\$0.00	(\$6,303.00)
0610 - SUPPLIES (GEN)	\$0.00	\$11,210.82	\$11,210.82	\$12,178.22	(\$23,389.04)
0640 - Books	\$0.00	\$12,144.00	\$12,144.00	\$2,960.30	(\$15,104.30)
0650 - SUPPLIES TECHNOLOGY RELATED	\$0.00	\$2,771.05	\$2,771.05	\$0.00	(\$2,771.05)

Garfield County School District

General Ledger - Element Summary Report

Fiscal Year: 2024-2025 From Date:7/1/2024 To Date:6/30/2025

Account Mask: ??????????????????

Account Type: EXPENDITURE

Print accounts with zero balance
 Include Inactive Accounts
 Include PreEncumbrance

Fund / Location / Program / Function / Object	Adjusted Budget	Range To Date	Year To Date	Encumbrance	Budget Balance
0733 - FUNITURE & FIXTURES	\$0.00	\$3,615.16	\$3,615.16	\$0.00	(\$3,615.16)
0734 - TECH HARDWARD	\$0.00	\$0.00	\$0.00	\$29,250.00	(\$29,250.00)
2220 - LIBRARY/MEDIA SERVICES					
0162 - MEDIA NON-CERT	\$0.00	\$10,993.57	\$10,993.57	\$0.00	(\$10,993.57)
0198 - Other Classified Personnel	\$0.00	\$125.00	\$125.00	\$0.00	(\$125.00)
0220 - FICA	\$0.00	\$850.57	\$850.57	\$0.00	(\$850.57)
2600 - OPERATION & MAINTENANCE OF PLANT SERVICES					
0411 - WATER/SEWAGE	\$0.00	\$925.25	\$925.25	\$0.00	(\$925.25)
0412 - DISPOSAL	\$0.00	\$3,080.00	\$3,080.00	\$0.00	(\$3,080.00)
0430 - REPAIR/MAINT SERV	\$0.00	\$14,164.96	\$14,164.96	\$12,500.00	(\$26,664.96)
0530 - CELL PHONE	\$0.00	\$554.02	\$554.02	\$0.00	(\$554.02)
0622 - ELECTRICITY	\$0.00	\$13,592.96	\$13,592.96	\$0.00	(\$13,592.96)
0623 - BOTTLED GAS	\$0.00	\$25,759.43	\$25,759.43	\$0.00	(\$25,759.43)
2610 - Custodial					
0220 - FICA	\$0.00	\$42.95	\$42.95	\$0.00	(\$42.95)
0530 - CELL PHONE	\$0.00	\$600.00	\$600.00	\$0.00	(\$600.00)
0610 - SUPPLIES (GEN)	\$0.00	\$13,566.70	\$13,566.70	\$248.43	(\$13,815.13)
2620 - Maintenance					
0610 - SUPPLIES (GEN)	\$0.00	\$7,441.75	\$7,441.75	\$0.00	(\$7,441.75)
0050 - CLASSROOM-GENERAL Total:	\$0.00	\$131,675.80	\$131,675.80	\$57,136.95	(\$188,812.75)
0400 - Administration					
2400 - SUPPORT SERVICES - SCHOOL ADMINISTRATION					
0220 - FICA	\$0.00	\$521.00	\$521.00	\$0.00	(\$521.00)
0242 - GRP Ins - Life	\$0.00	\$6,780.00	\$6,780.00	\$0.00	(\$6,780.00)
2410 - OFFICE OF THE PRINCIPAL					
0220 - FICA	\$0.00	\$53.32	\$53.32	\$7.62	(\$60.94)
0530 - CELL PHONE	\$0.00	\$700.00	\$700.00	\$100.00	(\$800.00)
2500 - SUPPORT SERVICES - CENTRAL SERVICES					
0340 - OTHER PROF SERV	\$0.00	\$416.12	\$416.12	\$0.00	(\$416.12)
0400 - Administration Total:	\$0.00	\$8,470.44	\$8,470.44	\$107.62	(\$8,578.06)
0500 - UNIQUE LOCAL REGULAR PROGRAMS					
1000 - INSTRUCTION					
0161 - STAFF ASSISTANT	\$0.00	\$25,583.03	\$25,583.03	\$0.00	(\$25,583.03)
0198 - Other Classified Personnel	\$0.00	\$400.00	\$400.00	\$0.00	(\$400.00)
0220 - FICA	\$0.00	\$1,987.73	\$1,987.73	\$0.00	(\$1,987.73)

Garfield County School District

General Ledger - Element Summary Report

Fiscal Year: 2024-2025 From Date:7/1/2024 To Date:6/30/2025

Account Mask: ??????????????????

Account Type: EXPENDITURE

Print accounts with zero balance
 Include Inactive Accounts
 Include PreEncumbrance

Fund / Location / Program / Function / Object	Adjusted Budget	Range To Date	Year To Date	Encumbrance	Budget Balance
0500 - UNIQUE LOCAL REGULAR PROGRAMS Total:	\$0.00	\$27,970.76	\$27,970.76	\$0.00	(\$27,970.76)
1205 - SPECIAL EDUCATION -- ADD ON					
1000 - INSTRUCTION					
0131 - TEACHERS	\$0.00	\$72,562.84	\$72,562.84	\$9,716.32	(\$82,279.16)
0140 - Other Licensed Salaries	\$0.00	\$350.00	\$350.00	\$0.00	(\$350.00)
0161 - STAFF ASSISTANT	\$0.00	\$129.41	\$129.41	\$0.00	(\$129.41)
0210 - STATE RETIREMENT	\$0.00	\$16,908.47	\$16,908.47	\$2,253.22	(\$19,161.69)
0220 - FICA	\$0.00	\$5,393.93	\$5,393.93	\$712.05	(\$6,105.98)
0240 - GROUP INSURANCE	\$0.00	\$20,098.66	\$20,098.66	\$2,848.01	(\$22,946.67)
0610 - SUPPLIES (GEN)	\$0.00	\$511.64	\$511.64	\$272.00	(\$783.64)
1205 - SPECIAL EDUCATION -- ADD ON Total:	\$0.00	\$115,954.95	\$115,954.95	\$15,801.60	(\$131,756.55)
1210 - SPECIAL EDUCATION -- SELF-CONTAINED					
1000 - INSTRUCTION					
0131 - TEACHERS	\$0.00	\$8,402.24	\$8,402.24	\$1,200.32	(\$9,602.56)
0210 - STATE RETIREMENT	\$0.00	\$1,948.39	\$1,948.39	\$278.34	(\$2,226.73)
0220 - FICA	\$0.00	\$618.87	\$618.87	\$87.98	(\$706.85)
0240 - GROUP INSURANCE	\$0.00	\$2,482.96	\$2,482.96	\$351.84	(\$2,834.80)
1210 - SPECIAL EDUCATION -- SELF-CONTAINED Total:	\$0.00	\$13,452.46	\$13,452.46	\$1,918.48	(\$15,370.94)
1220 - EXTENDED YEAR PROG FOR SEVERE DISAB					
1000 - INSTRUCTION					
0131 - TEACHERS	\$0.00	\$972.86	\$972.86	\$138.98	(\$1,111.84)
0190 - Other Salaries	\$0.00	\$408.00	\$408.00	\$0.00	(\$408.00)
0210 - STATE RETIREMENT	\$0.00	\$322.19	\$322.19	\$32.22	(\$354.41)
0220 - FICA	\$0.00	\$102.89	\$102.89	\$10.20	(\$113.09)
0240 - GROUP INSURANCE	\$0.00	\$287.50	\$287.50	\$40.74	(\$328.24)
1220 - EXTENDED YEAR PROG FOR SEVERE DISAB Total:	\$0.00	\$2,093.44	\$2,093.44	\$222.14	(\$2,315.58)
1225 - SPECIAL EDUCATION -- INST/IMPACT AI					
1000 - INSTRUCTION					
0131 - TEACHERS	\$0.00	\$2,211.16	\$2,211.16	\$315.88	(\$2,527.04)
0210 - STATE RETIREMENT	\$0.00	\$512.83	\$512.83	\$73.26	(\$586.09)
0220 - FICA	\$0.00	\$162.72	\$162.72	\$23.11	(\$185.83)
0240 - GROUP INSURANCE	\$0.00	\$653.35	\$653.35	\$92.58	(\$745.93)
1225 - SPECIAL EDUCATION -- INST/IMPACT AI Total:	\$0.00	\$3,540.06	\$3,540.06	\$504.83	(\$4,044.89)
1278 - Extended Yr - SpEd Educators					
1000 - INSTRUCTION					

Garfield County School District

General Ledger - Element Summary Report

Fiscal Year: 2024-2025 From Date:7/1/2024 To Date:6/30/2025

Account Mask: ??????????????????

Account Type: EXPENDITURE

Print accounts with zero balance
 Include Inactive Accounts
 Include PreEncumbrance

Fund / Location / Program / Function / Object	Adjusted Budget	Range To Date	Year To Date	Encumbrance	Budget Balance
0190 - Other Salaries	\$0.00	\$1,000.00	\$1,000.00	\$0.00	(\$1,000.00)
0210 - STATE RETIREMENT	\$0.00	\$231.90	\$231.90	\$0.00	(\$231.90)
0220 - FICA	\$0.00	\$74.47	\$74.47	\$0.00	(\$74.47)
1278 - Extended Yr - SpEd Educators Total:	\$0.00	\$1,306.37	\$1,306.37	\$0.00	(\$1,306.37)
5220 - NESS - NECESSARILY EXIST. SCHOOL					
1000 - INSTRUCTION					
0131 - TEACHERS	\$0.00	\$449,345.13	\$449,345.13	\$61,003.50	(\$510,348.63)
0132 - SUB TEACHERS	\$0.00	\$4,971.65	\$4,971.65	\$0.00	(\$4,971.65)
0140 - Other Licensed Salaries	\$0.00	\$2,459.80	\$2,459.80	\$0.00	(\$2,459.80)
0161 - STAFF ASSISTANT	\$0.00	\$1,600.00	\$1,600.00	\$0.00	(\$1,600.00)
0210 - STATE RETIREMENT	\$0.00	\$97,244.41	\$97,244.41	\$13,132.87	(\$110,377.28)
0220 - FICA	\$0.00	\$36,501.53	\$36,501.53	\$4,869.97	(\$41,371.50)
0240 - GROUP INSURANCE	\$0.00	\$48,373.94	\$48,373.94	\$6,824.24	(\$55,198.18)
0241 - PEHP Opt-Out	\$0.00	\$31,640.00	\$31,640.00	\$4,520.00	(\$36,160.00)
2220 - LIBRARY/MEDIA SERVICES					
0162 - MEDIA NON-CERT	\$0.00	\$849.80	\$849.80	\$0.00	(\$849.80)
0220 - FICA	\$0.00	\$65.01	\$65.01	\$0.00	(\$65.01)
2400 - SUPPORT SERVICES - SCHOOL ADMINISTRATION					
0121 - PRINCIPALS	\$0.00	\$134,705.38	\$134,705.38	\$18,332.50	(\$153,037.88)
0140 - Other Licensed Salaries	\$0.00	\$352.45	\$352.45	\$0.00	(\$352.45)
0152 - SECRETARIAL	\$0.00	\$41,521.95	\$41,521.95	\$0.00	(\$41,521.95)
0198 - Other Classified Personnel	\$0.00	\$1,150.14	\$1,150.14	\$0.00	(\$1,150.14)
0210 - STATE RETIREMENT	\$0.00	\$34,552.16	\$34,552.16	\$3,578.51	(\$38,130.67)
0220 - FICA	\$0.00	\$13,493.51	\$13,493.51	\$1,388.02	(\$14,881.53)
0240 - GROUP INSURANCE	\$0.00	\$20,272.00	\$20,272.00	\$2,896.00	(\$23,168.00)
2610 - Custodial					
0182 - CUSTODIANS-REG	\$0.00	\$51,733.65	\$51,733.65	\$0.00	(\$51,733.65)
0198 - Other Classified Personnel	\$0.00	\$477.45	\$477.45	\$0.00	(\$477.45)
0210 - STATE RETIREMENT	\$0.00	\$9,110.87	\$9,110.87	\$0.00	(\$9,110.87)
0220 - FICA	\$0.00	\$3,766.58	\$3,766.58	\$0.00	(\$3,766.58)
0240 - GROUP INSURANCE	\$0.00	\$18,607.29	\$18,607.29	\$0.00	(\$18,607.29)
5220 - NESS - NECESSARILY EXIST. SCHOOL Total:	\$0.00	\$1,002,794.70	\$1,002,794.70	\$116,545.61	(\$1,119,340.31)
5344 - STUDENTS AT-RISK (EARS)					
1000 - INSTRUCTION					
0131 - TEACHERS	\$0.00	\$17,323.19	\$17,323.19	\$2,475.98	(\$19,799.17)

Garfield County School District

General Ledger - Element Summary Report

Fiscal Year: 2024-2025 From Date:7/1/2024 To Date:6/30/2025

Account Mask: ??????????????????

Account Type: EXPENDITURE

Print accounts with zero balance
 Include Inactive Accounts
 Include PreEncumbrance

Fund / Location / Program / Function / Object	Adjusted Budget	Range To Date	Year To Date	Encumbrance	Budget Balance
0210 - STATE RETIREMENT	\$0.00	\$3,381.42	\$3,381.42	\$483.30	(\$3,864.72)
0220 - FICA	\$0.00	\$1,296.83	\$1,296.83	\$184.90	(\$1,481.73)
0240 - GROUP INSURANCE	\$0.00	\$5,996.75	\$5,996.75	\$857.62	(\$6,854.37)
5344 - STUDENTS AT-RISK (EARS) Total:	\$0.00	\$27,998.19	\$27,998.19	\$4,001.80	(\$31,999.99)
5420 - TRUSTLANDS					
1000 - INSTRUCTION					
0161 - STAFF ASSISTANT	\$76,505.00	\$26,991.27	\$26,991.27	\$0.00	\$49,513.73
0198 - Other Classified Personnel	\$0.00	\$400.00	\$400.00	\$0.00	(\$400.00)
0210 - STATE RETIREMENT	\$0.00	\$195.16	\$195.16	\$0.00	(\$195.16)
0220 - FICA	\$6,120.00	\$2,095.42	\$2,095.42	\$0.00	\$4,024.58
0240 - GROUP INSURANCE	\$0.00	\$2,123.00	\$2,123.00	\$0.00	(\$2,123.00)
0610 - SUPPLIES (GEN)	\$0.00	(\$200.00)	(\$200.00)	\$0.00	\$200.00
2212 - INSTRUCTION AND CURRICULUM DEVELOPMENT SERVICES					
0580 - TRAVEL	\$0.00	\$2,742.59	\$2,742.59	\$0.00	(\$2,742.59)
5420 - TRUSTLANDS Total:	\$82,625.00	\$34,347.44	\$34,347.44	\$0.00	\$48,277.56
5649 - LOCAL INNOVATIONS CIVICS ED PILOT					
1000 - INSTRUCTION					
0190 - Other Salaries	\$0.00	\$503.52	\$503.52	\$0.00	(\$503.52)
0210 - STATE RETIREMENT	\$0.00	\$98.28	\$98.28	\$0.00	(\$98.28)
0220 - FICA	\$0.00	\$35.64	\$35.64	\$0.00	(\$35.64)
2100 - SUPPORT SERVICES - STUDENTS					
0610 - SUPPLIES (GEN)	\$0.00	\$14,384.70	\$14,384.70	\$0.00	(\$14,384.70)
5649 - LOCAL INNOVATIONS CIVICS ED PILOT Total:	\$0.00	\$15,022.14	\$15,022.14	\$0.00	(\$15,022.14)
5651 - EDUCATOR PAID PROFESSIONAL HOURS					
1000 - INSTRUCTION					
0131 - TEACHERS	\$0.00	\$12,359.17	\$12,359.17	\$0.00	(\$12,359.17)
0210 - STATE RETIREMENT	\$0.00	\$2,694.79	\$2,694.79	\$0.00	(\$2,694.79)
0220 - FICA	\$0.00	\$927.11	\$927.11	\$0.00	(\$927.11)
5651 - EDUCATOR PAID PROFESSIONAL HOURS Total:	\$0.00	\$15,981.07	\$15,981.07	\$0.00	(\$15,981.07)
5673 - POSITIVE BEHAVIORS INTERVENTIONS					
2100 - SUPPORT SERVICES - STUDENTS					
0190 - Other Salaries	\$0.00	\$3,007.02	\$3,007.02	\$0.00	(\$3,007.02)
0210 - STATE RETIREMENT	\$0.00	\$660.38	\$660.38	\$0.00	(\$660.38)
0220 - FICA	\$0.00	\$227.84	\$227.84	\$0.00	(\$227.84)
5673 - POSITIVE BEHAVIORS INTERVENTIONS Total:	\$0.00	\$3,895.24	\$3,895.24	\$0.00	(\$3,895.24)

Garfield County School District

General Ledger - Element Summary Report

Fiscal Year: 2024-2025 From Date:7/1/2024 To Date:6/30/2025

Account Mask: ??????????????????

Account Type: EXPENDITURE

Print accounts with zero balance
 Include Inactive Accounts
 Include PreEncumbrance

Fund / Location / Program / Function / Object	Adjusted Budget	Range To Date	Year To Date	Encumbrance	Budget Balance
5677 - CTE Computer Grant					
1000 - INSTRUCTION					
0161 - STAFF ASSISTANT	\$0.00	\$14,551.61	\$14,551.61	\$0.00	(\$14,551.61)
0198 - Other Classified Personnel	\$0.00	\$200.00	\$200.00	\$0.00	(\$200.00)
0220 - FICA	\$0.00	\$1,128.53	\$1,128.53	\$0.00	(\$1,128.53)
2212 - INSTRUCTION AND CURRICULUM DEVELOPMENT SERVICES					
0190 - Other Salaries	\$0.00	\$157.09	\$157.09	\$0.00	(\$157.09)
0210 - STATE RETIREMENT	\$0.00	\$30.66	\$30.66	\$0.00	(\$30.66)
0220 - FICA	\$0.00	\$10.30	\$10.30	\$0.00	(\$10.30)
5677 - CTE Computer Grant Total:					
	\$0.00	\$16,078.19	\$16,078.19	\$0.00	(\$16,078.19)
5678 - TEACHER & STUDENT SUCESS ACT					
1000 - INSTRUCTION					
0131 - TEACHERS	\$0.00	\$21,698.05	\$21,698.05	\$3,091.62	(\$24,789.67)
0161 - STAFF ASSISTANT	\$0.00	\$28,480.00	\$28,480.00	\$0.00	(\$28,480.00)
0190 - Other Salaries	\$0.00	\$750.00	\$750.00	\$0.00	(\$750.00)
0198 - Other Classified Personnel	\$0.00	\$352.45	\$352.45	\$0.00	(\$352.45)
0210 - STATE RETIREMENT	\$0.00	\$10,414.16	\$10,414.16	\$657.31	(\$11,071.47)
0220 - FICA	\$0.00	\$3,868.27	\$3,868.27	\$228.45	(\$4,096.72)
0240 - GROUP INSURANCE	\$0.00	\$26,562.47	\$26,562.47	\$466.08	(\$27,028.55)
2100 - SUPPORT SERVICES - STUDENTS					
0190 - Other Salaries	\$0.00	\$251.76	\$251.76	\$0.00	(\$251.76)
0210 - STATE RETIREMENT	\$0.00	\$49.14	\$49.14	\$0.00	(\$49.14)
0220 - FICA	\$0.00	\$16.51	\$16.51	\$0.00	(\$16.51)
5678 - TEACHER & STUDENT SUCESS ACT Total:					
	\$0.00	\$92,442.81	\$92,442.81	\$4,443.46	(\$96,886.27)
5807 - TSSP					
1000 - INSTRUCTION					
0190 - Other Salaries	\$0.00	\$3,911.40	\$3,911.40	\$0.00	(\$3,911.40)
0210 - STATE RETIREMENT	\$0.00	\$926.61	\$926.61	\$0.00	(\$926.61)
0220 - FICA	\$0.00	\$299.23	\$299.23	\$0.00	(\$299.23)
5807 - TSSP Total:					
	\$0.00	\$5,137.24	\$5,137.24	\$0.00	(\$5,137.24)
5868 - Teacher Materials and Supplies					
1000 - INSTRUCTION					
0610 - SUPPLIES (GEN)	\$0.00	\$4,978.12	\$4,978.12	\$0.00	(\$4,978.12)
5868 - Teacher Materials and Supplies Total:					
	\$0.00	\$4,978.12	\$4,978.12	\$0.00	(\$4,978.12)

Garfield County School District

General Ledger - Element Summary Report

Fiscal Year: 2024-2025 From Date:7/1/2024 To Date:6/30/2025

Account Mask: ??????????????????

Account Type: EXPENDITURE

Print accounts with zero balance
 Include Inactive Accounts
 Include PreEncumbrance

Fund / Location / Program / Function / Object	Adjusted Budget	Range To Date	Year To Date	Encumbrance	Budget Balance
5876 - Educator Salary Adjustment					
1000 - INSTRUCTION					
0131 - TEACHERS	\$0.00	\$87,742.32	\$87,742.32	\$12,511.28	(\$100,253.60)
0210 - STATE RETIREMENT	\$0.00	\$18,652.16	\$18,652.16	\$2,660.04	(\$21,312.20)
0220 - FICA	\$0.00	\$6,490.31	\$6,490.31	\$924.42	(\$7,414.73)
0240 - GROUP INSURANCE	\$0.00	\$12,573.73	\$12,573.73	\$1,886.12	(\$14,459.85)
5876 - Educator Salary Adjustment Total:	\$0.00	\$125,458.52	\$125,458.52	\$17,981.86	(\$143,440.38)
5882 - BTS					
1000 - INSTRUCTION					
0131 - TEACHERS	\$0.00	\$29,168.74	\$29,168.74	\$3,186.86	(\$32,355.60)
0140 - Other Licensed Salaries	\$0.00	\$352.45	\$352.45	\$0.00	(\$352.45)
0210 - STATE RETIREMENT	\$0.00	\$5,762.49	\$5,762.49	\$622.07	(\$6,384.56)
0220 - FICA	\$0.00	\$2,257.91	\$2,257.91	\$243.79	(\$2,501.70)
0240 - GROUP INSURANCE	\$0.00	\$11,486.23	\$11,486.23	\$1,376.43	(\$12,862.66)
5882 - BTS Total:	\$0.00	\$49,027.82	\$49,027.82	\$5,429.15	(\$54,456.97)
5914 - School Safety and Support					
2290 - OTHER SUPPORT SERVICES- INSTRUCTIONAL STAFF					
0190 - Other Salaries	\$0.00	\$3,000.00	\$3,000.00	\$0.00	(\$3,000.00)
0210 - STATE RETIREMENT	\$0.00	\$695.70	\$695.70	\$0.00	(\$695.70)
0220 - FICA	\$0.00	\$226.13	\$226.13	\$0.00	(\$226.13)
2620 - Maintenance					
0430 - REPAIR/MAINT SERV	\$0.00	\$6,688.75	\$6,688.75	\$0.00	(\$6,688.75)
0610 - SUPPLIES (GEN)	\$0.00	\$94.99	\$94.99	\$0.00	(\$94.99)
5914 - School Safety and Support Total:	\$0.00	\$10,705.57	\$10,705.57	\$0.00	(\$10,705.57)
7524 - IDEA-B - HANDICAPPED					
1000 - INSTRUCTION					
0161 - STAFF ASSISTANT	\$0.00	\$4,951.82	\$4,951.82	\$0.00	(\$4,951.82)
0220 - FICA	\$0.00	\$378.82	\$378.82	\$0.00	(\$378.82)
7524 - IDEA-B - HANDICAPPED Total:	\$0.00	\$5,330.64	\$5,330.64	\$0.00	(\$5,330.64)
7590 - OTHER RESTRICTED GRANTS					
2220 - LIBRARY/MEDIA SERVICES					
0644 - LIBRARY BOOKS	\$0.00	\$1,176.65	\$1,176.65	\$0.00	(\$1,176.65)
7590 - OTHER RESTRICTED GRANTS Total:	\$0.00	\$1,176.65	\$1,176.65	\$0.00	(\$1,176.65)
7801 - TITLE IA					
1000 - INSTRUCTION					

Garfield County School District

General Ledger - Element Summary Report

Fiscal Year: 2024-2025 From Date: 7/1/2024 To Date: 6/30/2025

Account Mask: ??????????????????

Account Type: EXPENDITURE

Print accounts with zero balance
 Include Inactive Accounts
 Include PreEncumbrance

Fund / Location / Program / Function / Object	Adjusted Budget	Range To Date	Year To Date	Encumbrance	Budget Balance
0161 - STAFF ASSISTANT	\$0.00	\$26,454.54	\$26,454.54	\$0.00	(\$26,454.54)
0198 - Other Classified Personnel	\$0.00	\$200.00	\$200.00	\$0.00	(\$200.00)
0210 - STATE RETIREMENT	\$0.00	\$1,109.31	\$1,109.31	\$0.00	(\$1,109.31)
0220 - FICA	\$0.00	\$2,172.00	\$2,172.00	\$0.00	(\$2,172.00)
0610 - SUPPLIES (GEN)	\$0.00	\$1,093.17	\$1,093.17	\$0.00	(\$1,093.17)
7801 - TITLE IA Total:	\$0.00	\$31,029.02	\$31,029.02	\$0.00	(\$31,029.02)
7860 - TITLE IIA					
2212 - INSTRUCTION AND CURRICULUM DEVELOPMENT SERVICES					
0190 - Other Salaries	\$0.00	\$6,009.79	\$6,009.79	\$0.00	(\$6,009.79)
0210 - STATE RETIREMENT	\$0.00	\$1,308.18	\$1,308.18	\$0.00	(\$1,308.18)
0220 - FICA	\$0.00	\$459.74	\$459.74	\$0.00	(\$459.74)
7860 - TITLE IIA Total:	\$0.00	\$7,777.71	\$7,777.71	\$0.00	(\$7,777.71)
112 - Bryce Valley Elementary Total:	\$82,625.00	\$1,753,645.35	\$1,753,645.35	\$224,093.50	(\$1,895,113.85)
116 - Escalante Elementary					
0050 - CLASSROOM-GENERAL					
1000 - INSTRUCTION					
0240 - GROUP INSURANCE	\$0.00	\$2,038.00	\$2,038.00	\$0.00	(\$2,038.00)
0610 - SUPPLIES (GEN)	\$0.00	\$1,918.99	\$1,918.99	\$61,923.69	(\$63,842.68)
0640 - Books	\$0.00	\$9,886.60	\$9,886.60	\$0.00	(\$9,886.60)
0650 - SUPPLIES TECHNOLOGY RELATED	\$0.00	\$972.32	\$972.32	\$0.00	(\$972.32)
0670 - SOFTWARE	\$0.00	\$14,797.40	\$14,797.40	\$4,736.32	(\$19,533.72)
0734 - TECH HARDWARD	\$0.00	\$909.00	\$909.00	\$0.00	(\$909.00)
2230 - INSTRUCTION RELATED TECHNOLOGY					
0161 - STAFF ASSISTANT	\$0.00	\$126.06	\$126.06	\$0.00	(\$126.06)
0210 - STATE RETIREMENT	\$0.00	\$7.34	\$7.34	\$0.00	(\$7.34)
0220 - FICA	\$0.00	\$9.64	\$9.64	\$0.00	(\$9.64)
2600 - OPERATION & MAINTENANCE OF PLANT SERVICES					
0411 - WATER/SEWAGE	\$0.00	\$5,698.30	\$5,698.30	\$0.00	(\$5,698.30)
0412 - DISPOSAL	\$0.00	\$3,185.00	\$3,185.00	\$0.00	(\$3,185.00)
0430 - REPAIR/MAINT SERV	\$0.00	\$3,876.86	\$3,876.86	\$0.00	(\$3,876.86)
0530 - CELL PHONE	\$0.00	\$3,469.21	\$3,469.21	\$0.00	(\$3,469.21)
0622 - ELECTRICITY	\$0.00	\$6,020.29	\$6,020.29	\$0.00	(\$6,020.29)
0623 - BOTTLED GAS	\$0.00	\$11,538.96	\$11,538.96	\$0.00	(\$11,538.96)
2610 - Custodial					

Garfield County School District

General Ledger - Element Summary Report

Fiscal Year: 2024-2025 From Date: 7/1/2024 To Date: 6/30/2025

Account Mask: ??????????????????

Account Type: EXPENDITURE

Print accounts with zero balance
 Include Inactive Accounts
 Include PreEncumbrance

Fund / Location / Program / Function / Object	Adjusted Budget	Range To Date	Year To Date	Encumbrance	Budget Balance
0220 - FICA	\$0.00	\$43.69	\$43.69	\$0.00	(\$43.69)
0530 - CELL PHONE	\$0.00	\$600.00	\$600.00	\$0.00	(\$600.00)
0610 - SUPPLIES (GEN)	\$0.00	\$10,041.67	\$10,041.67	\$346.16	(\$10,387.83)
2620 - Maintenance					
0430 - REPAIR/MAINT SERV	\$0.00	\$1,622.00	\$1,622.00	\$0.00	(\$1,622.00)
0610 - SUPPLIES (GEN)	\$0.00	\$3,142.29	\$3,142.29	\$0.00	(\$3,142.29)
0050 - CLASSROOM-GENERAL Total:	\$0.00	\$79,903.62	\$79,903.62	\$67,006.17	(\$146,909.79)
0400 - Administration					
2400 - SUPPORT SERVICES - SCHOOL ADMINISTRATION					
0220 - FICA	\$0.00	\$415.15	\$415.15	\$0.00	(\$415.15)
0242 - GRP Ins - Life	\$0.00	\$5,650.00	\$5,650.00	\$0.00	(\$5,650.00)
2410 - OFFICE OF THE PRINCIPAL					
0580 - TRAVEL	\$0.00	\$27.00	\$27.00	\$0.00	(\$27.00)
2500 - SUPPORT SERVICES - CENTRAL SERVICES					
0340 - OTHER PROF SERV	\$0.00	\$166.56	\$166.56	\$0.00	(\$166.56)
0400 - Administration Total:	\$0.00	\$6,258.71	\$6,258.71	\$0.00	(\$6,258.71)
0500 - UNIQUE LOCAL REGULAR PROGRAMS					
1000 - INSTRUCTION					
0161 - STAFF ASSISTANT	\$0.00	\$30,484.32	\$30,484.32	\$0.00	(\$30,484.32)
0198 - Other Classified Personnel	\$0.00	\$400.00	\$400.00	\$0.00	(\$400.00)
0220 - FICA	\$0.00	\$2,362.64	\$2,362.64	\$0.00	(\$2,362.64)
0500 - UNIQUE LOCAL REGULAR PROGRAMS Total:	\$0.00	\$33,246.96	\$33,246.96	\$0.00	(\$33,246.96)
1205 - SPECIAL EDUCATION -- ADD ON					
1000 - INSTRUCTION					
0131 - TEACHERS	\$0.00	\$33,336.61	\$33,336.61	\$5,128.69	(\$38,465.30)
0161 - STAFF ASSISTANT	\$0.00	\$55,732.29	\$55,732.29	\$0.00	(\$55,732.29)
0198 - Other Classified Personnel	\$0.00	\$552.45	\$552.45	\$0.00	(\$552.45)
0210 - STATE RETIREMENT	\$0.00	\$12,492.63	\$12,492.63	\$1,001.12	(\$13,493.75)
0220 - FICA	\$0.00	\$6,853.86	\$6,853.86	\$392.34	(\$7,246.20)
0240 - GROUP INSURANCE	\$0.00	\$10,356.66	\$10,356.66	\$1,593.32	(\$11,949.98)
1205 - SPECIAL EDUCATION -- ADD ON Total:	\$0.00	\$119,324.50	\$119,324.50	\$8,115.47	(\$127,439.97)
1210 - SPECIAL EDUCATION -- SELF-CONTAINED					
1000 - INSTRUCTION					
0131 - TEACHERS	\$0.00	\$3,644.42	\$3,644.42	\$560.68	(\$4,205.10)
0210 - STATE RETIREMENT	\$0.00	\$711.36	\$711.36	\$109.44	(\$820.80)

Garfield County School District

General Ledger - Element Summary Report

Fiscal Year: 2024-2025 From Date:7/1/2024 To Date:6/30/2025

Account Mask: ??????????????????

Account Type: EXPENDITURE

Print accounts with zero balance
 Include Inactive Accounts
 Include PreEncumbrance

Fund / Location / Program / Function / Object	Adjusted Budget	Range To Date	Year To Date	Encumbrance	Budget Balance
0220 - FICA	\$0.00	\$278.73	\$278.73	\$42.88	(\$321.61)
0240 - GROUP INSURANCE	\$0.00	\$1,132.17	\$1,132.17	\$174.18	(\$1,306.35)
1210 - SPECIAL EDUCATION -- SELF-CONTAINED Total:	\$0.00	\$5,766.68	\$5,766.68	\$887.18	(\$6,653.86)
1215 - SPECIAL EDUCATION -- PRESCHOOL					
1000 - INSTRUCTION					
0610 - SUPPLIES (GEN)	\$0.00	\$18.98	\$18.98	\$0.00	(\$18.98)
1215 - SPECIAL EDUCATION -- PRESCHOOL Total:	\$0.00	\$18.98	\$18.98	\$0.00	(\$18.98)
1220 - EXTENDED YEAR PROG FOR SEVERE DISAB					
1000 - INSTRUCTION					
0131 - TEACHERS	\$0.00	\$421.98	\$421.98	\$64.92	(\$486.90)
0210 - STATE RETIREMENT	\$0.00	\$82.42	\$82.42	\$12.68	(\$95.10)
0220 - FICA	\$0.00	\$32.24	\$32.24	\$4.96	(\$37.20)
0240 - GROUP INSURANCE	\$0.00	\$131.04	\$131.04	\$20.16	(\$151.20)
1220 - EXTENDED YEAR PROG FOR SEVERE DISAB Total:	\$0.00	\$667.68	\$667.68	\$102.72	(\$770.40)
1225 - SPECIAL EDUCATION -- INST/IMPACT AI					
1000 - INSTRUCTION					
0131 - TEACHERS	\$0.00	\$959.01	\$959.01	\$147.54	(\$1,106.55)
0210 - STATE RETIREMENT	\$0.00	\$187.20	\$187.20	\$28.80	(\$216.00)
0220 - FICA	\$0.00	\$73.32	\$73.32	\$11.28	(\$84.60)
0240 - GROUP INSURANCE	\$0.00	\$297.96	\$297.96	\$45.84	(\$343.80)
1225 - SPECIAL EDUCATION -- INST/IMPACT AI Total:	\$0.00	\$1,517.49	\$1,517.49	\$233.46	(\$1,750.95)
5220 - NESS - NECESSARILY EXIST. SCHOOL					
1000 - INSTRUCTION					
0131 - TEACHERS	\$0.00	\$352,708.10	\$352,708.10	\$46,314.60	(\$399,022.70)
0132 - SUB TEACHERS	\$0.00	\$5,865.83	\$5,865.83	\$0.00	(\$5,865.83)
0140 - Other Licensed Salaries	\$0.00	\$2,107.35	\$2,107.35	\$0.00	(\$2,107.35)
0210 - STATE RETIREMENT	\$0.00	\$74,852.85	\$74,852.85	\$9,835.88	(\$84,688.73)
0220 - FICA	\$0.00	\$29,237.41	\$29,237.41	\$3,640.96	(\$32,878.37)
0240 - GROUP INSURANCE	\$0.00	\$42,766.58	\$42,766.58	\$6,088.00	(\$48,854.58)
0241 - PEHP Opt-Out	\$0.00	\$23,138.10	\$23,138.10	\$2,260.00	(\$25,398.10)
2220 - LIBRARY/MEDIA SERVICES					
0162 - MEDIA NON-CERT	\$0.00	\$8,542.71	\$8,542.71	\$0.00	(\$8,542.71)
0198 - Other Classified Personnel	\$0.00	\$125.00	\$125.00	\$0.00	(\$125.00)
0220 - FICA	\$0.00	\$663.08	\$663.08	\$0.00	(\$663.08)
2400 - SUPPORT SERVICES - SCHOOL ADMINISTRATION					

Garfield County School District

General Ledger - Element Summary Report

Fiscal Year: 2024-2025 From Date:7/1/2024 To Date:6/30/2025

Account Mask: ??????????????????

Account Type: EXPENDITURE

Print accounts with zero balance
 Include Inactive Accounts
 Include PreEncumbrance

Fund / Location / Program / Function / Object	Adjusted Budget	Range To Date	Year To Date	Encumbrance	Budget Balance
0121 - PRINCIPALS	\$0.00	\$47,250.00	\$47,250.00	\$0.00	(\$47,250.00)
0152 - SECRETARIAL	\$0.00	\$35,861.21	\$35,861.21	\$0.00	(\$35,861.21)
0198 - Other Classified Personnel	\$0.00	\$1,452.17	\$1,452.17	\$0.00	(\$1,452.17)
0210 - STATE RETIREMENT	\$0.00	\$14,778.65	\$14,778.65	\$0.00	(\$14,778.65)
0220 - FICA	\$0.00	\$7,858.79	\$7,858.79	\$0.00	(\$7,858.79)
0240 - GROUP INSURANCE	\$0.00	\$11,694.73	\$11,694.73	\$0.00	(\$11,694.73)
2610 - Custodial					
0182 - CUSTODIANS-REG	\$0.00	\$56,888.06	\$56,888.06	\$0.00	(\$56,888.06)
0198 - Other Classified Personnel	\$0.00	\$352.45	\$352.45	\$0.00	(\$352.45)
0210 - STATE RETIREMENT	\$0.00	\$11,218.27	\$11,218.27	\$0.00	(\$11,218.27)
0220 - FICA	\$0.00	\$4,162.70	\$4,162.70	\$0.00	(\$4,162.70)
0240 - GROUP INSURANCE	\$0.00	\$24,456.00	\$24,456.00	\$0.00	(\$24,456.00)
5220 - NESS - NECESSARILY EXIST. SCHOOL Total:	\$0.00	\$755,980.04	\$755,980.04	\$68,139.44	(\$824,119.48)
5420 - TRUSTLANDS					
1000 - INSTRUCTION					
0131 - TEACHERS	\$35,000.00	\$35,594.13	\$35,594.13	\$7,043.31	(\$7,637.44)
0161 - STAFF ASSISTANT	\$12,500.00	\$0.00	\$0.00	\$0.00	\$12,500.00
0210 - STATE RETIREMENT	\$0.00	\$6,778.04	\$6,778.04	\$1,374.85	(\$8,152.89)
0220 - FICA	\$0.00	\$3,262.92	\$3,262.92	\$625.24	(\$3,888.16)
0241 - PEHP Opt-Out	\$0.00	\$4,802.50	\$4,802.50	\$1,130.00	(\$5,932.50)
5420 - TRUSTLANDS Total:	\$47,500.00	\$50,437.59	\$50,437.59	\$10,173.40	(\$13,110.99)
5649 - LOCAL INNOVATIONS CIVICS ED PILOT					
1000 - INSTRUCTION					
0190 - Other Salaries	\$0.00	\$501.18	\$501.18	\$0.00	(\$501.18)
0210 - STATE RETIREMENT	\$0.00	\$65.34	\$65.34	\$0.00	(\$65.34)
0220 - FICA	\$0.00	\$38.30	\$38.30	\$0.00	(\$38.30)
5649 - LOCAL INNOVATIONS CIVICS ED PILOT Total:	\$0.00	\$604.82	\$604.82	\$0.00	(\$604.82)
5651 - EDUCATOR PAID PROFESSIONAL HOURS					
1000 - INSTRUCTION					
0131 - TEACHERS	\$0.00	\$5,750.49	\$5,750.49	\$0.00	(\$5,750.49)
0210 - STATE RETIREMENT	\$0.00	\$1,180.99	\$1,180.99	\$0.00	(\$1,180.99)
0220 - FICA	\$0.00	\$432.34	\$432.34	\$0.00	(\$432.34)
5651 - EDUCATOR PAID PROFESSIONAL HOURS Total:	\$0.00	\$7,363.82	\$7,363.82	\$0.00	(\$7,363.82)
5677 - CTE Computer Grant					
1000 - INSTRUCTION					

Garfield County School District

General Ledger - Element Summary Report

Fiscal Year: 2024-2025 From Date:7/1/2024 To Date:6/30/2025

Account Mask: ??????????????????

Account Type: EXPENDITURE

Print accounts with zero balance
 Include Inactive Accounts
 Include PreEncumbrance

Fund / Location / Program / Function / Object	Adjusted Budget	Range To Date	Year To Date	Encumbrance	Budget Balance
0161 - STAFF ASSISTANT	\$0.00	\$415.80	\$415.80	\$0.00	(\$415.80)
0210 - STATE RETIREMENT	\$0.00	\$49.15	\$49.15	\$0.00	(\$49.15)
0220 - FICA	\$0.00	\$31.81	\$31.81	\$0.00	(\$31.81)
0610 - SUPPLIES (GEN)	\$0.00	\$49.78	\$49.78	\$0.00	(\$49.78)
0650 - SUPPLIES TECHNOLOGY RELATED	\$0.00	\$108.46	\$108.46	\$0.00	(\$108.46)
5677 - CTE Computer Grant Total:	\$0.00	\$655.00	\$655.00	\$0.00	(\$655.00)
5678 - TEACHER & STUDENT SUCESS ACT					
1000 - INSTRUCTION					
0131 - TEACHERS	\$0.00	\$22,332.29	\$22,332.29	\$2,577.20	(\$24,909.49)
0161 - STAFF ASSISTANT	\$0.00	\$39,903.75	\$39,903.75	\$0.00	(\$39,903.75)
0198 - Other Classified Personnel	\$0.00	\$400.00	\$400.00	\$0.00	(\$400.00)
0210 - STATE RETIREMENT	\$0.00	\$4,342.23	\$4,342.23	\$529.97	(\$4,872.20)
0220 - FICA	\$0.00	\$5,092.16	\$5,092.16	\$194.60	(\$5,286.76)
0240 - GROUP INSURANCE	\$0.00	\$2,388.87	\$2,388.87	\$344.39	(\$2,733.26)
0241 - PEHP Opt-Out	\$0.00	\$1,412.50	\$1,412.50	\$0.00	(\$1,412.50)
5678 - TEACHER & STUDENT SUCESS ACT Total:	\$0.00	\$75,871.80	\$75,871.80	\$3,646.16	(\$79,517.96)
5805 - K-3 READING					
1000 - INSTRUCTION					
0161 - STAFF ASSISTANT	\$0.00	\$364.28	\$364.28	\$0.00	(\$364.28)
0220 - FICA	\$0.00	\$27.86	\$27.86	\$0.00	(\$27.86)
5805 - K-3 READING Total:	\$0.00	\$392.14	\$392.14	\$0.00	(\$392.14)
5868 - Teacher Materials and Supplies					
1000 - INSTRUCTION					
0610 - SUPPLIES (GEN)	\$0.00	\$3,585.89	\$3,585.89	\$0.00	(\$3,585.89)
5868 - Teacher Materials and Supplies Total:	\$0.00	\$3,585.89	\$3,585.89	\$0.00	(\$3,585.89)
5876 - Educator Salary Adjustment					
1000 - INSTRUCTION					
0131 - TEACHERS	\$0.00	\$72,606.67	\$72,606.67	\$10,429.54	(\$83,036.21)
0210 - STATE RETIREMENT	\$0.00	\$14,792.14	\$14,792.14	\$2,144.78	(\$16,936.92)
0220 - FICA	\$0.00	\$5,632.75	\$5,632.75	\$787.18	(\$6,419.93)
0240 - GROUP INSURANCE	\$0.00	\$9,496.42	\$9,496.42	\$1,393.60	(\$10,890.02)
5876 - Educator Salary Adjustment Total:	\$0.00	\$102,527.98	\$102,527.98	\$14,755.10	(\$117,283.08)
5882 - BTS					
1000 - INSTRUCTION					
0131 - TEACHERS	\$0.00	\$23,901.16	\$23,901.16	\$3,983.50	(\$27,884.66)

Garfield County School District

General Ledger - Element Summary Report

Fiscal Year: 2024-2025 From Date:7/1/2024 To Date:6/30/2025

Account Mask: ??????????????????

Account Type: EXPENDITURE

Print accounts with zero balance
 Include Inactive Accounts
 Include PreEncumbrance

Fund / Location / Program / Function / Object	Adjusted Budget	Range To Date	Year To Date	Encumbrance	Budget Balance
0210 - STATE RETIREMENT	\$0.00	\$4,665.48	\$4,665.48	\$777.58	(\$5,443.06)
0220 - FICA	\$0.00	\$1,828.44	\$1,828.44	\$304.74	(\$2,133.18)
0240 - GROUP INSURANCE	\$0.00	\$10,323.18	\$10,323.18	\$1,720.51	(\$12,043.69)
5882 - BTS Total:	\$0.00	\$40,718.26	\$40,718.26	\$6,786.33	(\$47,504.59)
5914 - School Safety and Support					
2290 - OTHER SUPPORT SERVICES- INSTRUCTIONAL STAFF					
0190 - Other Salaries	\$0.00	\$3,000.00	\$3,000.00	\$0.00	(\$3,000.00)
0210 - STATE RETIREMENT	\$0.00	\$585.61	\$585.61	\$0.00	(\$585.61)
0220 - FICA	\$0.00	\$229.49	\$229.49	\$0.00	(\$229.49)
2620 - Maintenance					
0430 - REPAIR/MAINT SERV	\$0.00	\$4,548.75	\$4,548.75	\$0.00	(\$4,548.75)
0610 - SUPPLIES (GEN)	\$0.00	\$94.99	\$94.99	\$0.00	(\$94.99)
5914 - School Safety and Support Total:	\$0.00	\$8,458.84	\$8,458.84	\$0.00	(\$8,458.84)
7525 - SPED ARPI Revenues					
1000 - INSTRUCTION					
0131 - TEACHERS	\$0.00	\$3,955.84	\$3,955.84	\$0.00	(\$3,955.84)
0210 - STATE RETIREMENT	\$0.00	\$917.34	\$917.34	\$0.00	(\$917.34)
0220 - FICA	\$0.00	\$302.64	\$302.64	\$0.00	(\$302.64)
7525 - SPED ARPI Revenues Total:	\$0.00	\$5,175.82	\$5,175.82	\$0.00	(\$5,175.82)
7590 - OTHER RESTRICTED GRANTS					
2220 - LIBRARY/MEDIA SERVICES					
0644 - LIBRARY BOOKS	\$0.00	\$3,009.43	\$3,009.43	\$0.00	(\$3,009.43)
7590 - OTHER RESTRICTED GRANTS Total:	\$0.00	\$3,009.43	\$3,009.43	\$0.00	(\$3,009.43)
7860 - TITLE IIA					
2212 - INSTRUCTION AND CURRICULUM DEVELOPMENT SERVICES					
0190 - Other Salaries	\$0.00	\$4,165.78	\$4,165.78	\$0.00	(\$4,165.78)
0210 - STATE RETIREMENT	\$0.00	\$793.86	\$793.86	\$0.00	(\$793.86)
0220 - FICA	\$0.00	\$457.38	\$457.38	\$0.00	(\$457.38)
0580 - TRAVEL	\$0.00	\$469.40	\$469.40	\$0.00	(\$469.40)
7860 - TITLE IIA Total:	\$0.00	\$5,886.42	\$5,886.42	\$0.00	(\$5,886.42)
116 - Escalante Elementary Total:	\$47,500.00	\$1,307,372.47	\$1,307,372.47	\$179,845.43	(\$1,439,717.90)
124 - Panguitch Elementary					
0050 - CLASSROOM-GENERAL					
1000 - INSTRUCTION					

Garfield County School District

General Ledger - Element Summary Report

Fiscal Year: 2024-2025 From Date: 7/1/2024 To Date: 6/30/2025

Account Mask: ??????????????????

Account Type: EXPENDITURE

Print accounts with zero balance
 Include Inactive Accounts
 Include PreEncumbrance

Fund / Location / Program / Function / Object	Adjusted Budget	Range To Date	Year To Date	Encumbrance	Budget Balance
0131 - TEACHERS	\$0.00	\$454,138.61	\$454,138.61	\$63,626.60	(\$517,765.21)
0132 - SUB TEACHERS	\$0.00	\$8,828.94	\$8,828.94	\$0.00	(\$8,828.94)
0140 - Other Licensed Salaries	\$0.00	\$2,662.25	\$2,662.25	\$0.00	(\$2,662.25)
0190 - Other Salaries	\$0.00	\$12,335.00	\$12,335.00	\$0.00	(\$12,335.00)
0210 - STATE RETIREMENT	\$0.00	\$96,124.79	\$96,124.79	\$13,417.62	(\$109,542.41)
0220 - FICA	\$0.00	\$37,290.65	\$37,290.65	\$4,961.22	(\$42,251.87)
0240 - GROUP INSURANCE	\$0.00	\$109,011.21	\$109,011.21	\$15,700.91	(\$124,712.12)
0241 - PEHP Opt-Out	\$0.00	\$27,967.50	\$27,967.50	\$3,955.00	(\$31,922.50)
0530 - CELL PHONE	\$0.00	\$50.33	\$50.33	\$0.00	(\$50.33)
0610 - SUPPLIES (GEN)	\$0.00	\$1,376.01	\$1,376.01	\$128,502.96	(\$129,878.97)
0640 - Books	\$0.00	\$19,213.80	\$19,213.80	\$0.00	(\$19,213.80)
0650 - SUPPLIES TECHNOLOGY RELATED	\$0.00	\$4,684.02	\$4,684.02	\$0.00	(\$4,684.02)
0670 - SOFTWARE	\$0.00	\$15,464.70	\$15,464.70	\$16,629.05	(\$32,093.75)
0734 - TECH HARDWARD	\$0.00	\$909.00	\$909.00	\$0.00	(\$909.00)
2220 - LIBRARY/MEDIA SERVICES					
0162 - MEDIA NON-CERT	\$0.00	\$1,989.45	\$1,989.45	\$0.00	(\$1,989.45)
0220 - FICA	\$0.00	\$152.20	\$152.20	\$0.00	(\$152.20)
2230 - INSTRUCTION RELATED TECHNOLOGY					
0190 - Other Salaries	\$0.00	\$996.68	\$996.68	\$0.00	(\$996.68)
0210 - STATE RETIREMENT	\$0.00	\$194.55	\$194.55	\$0.00	(\$194.55)
0220 - FICA	\$0.00	\$76.20	\$76.20	\$0.00	(\$76.20)
2600 - OPERATION & MAINTENANCE OF PLANT SERVICES					
0411 - WATER/SEWAGE	\$0.00	\$4,241.80	\$4,241.80	\$0.00	(\$4,241.80)
0412 - DISPOSAL	\$0.00	\$4,900.00	\$4,900.00	\$0.00	(\$4,900.00)
0430 - REPAIR/MAINT SERV	\$0.00	\$8,572.58	\$8,572.58	\$2,820.00	(\$11,392.58)
0530 - CELL PHONE	\$0.00	\$603.90	\$603.90	\$0.00	(\$603.90)
0621 - NATURAL GAS	\$0.00	\$14,764.55	\$14,764.55	\$0.00	(\$14,764.55)
0622 - ELECTRICITY	\$0.00	\$22,916.72	\$22,916.72	\$0.00	(\$22,916.72)
2610 - Custodial					
0182 - CUSTODIANS-REG	\$0.00	\$55,841.98	\$55,841.98	\$0.00	(\$55,841.98)
0198 - Other Classified Personnel	\$0.00	\$352.45	\$352.45	\$0.00	(\$352.45)
0210 - STATE RETIREMENT	\$0.00	\$11,013.63	\$11,013.63	\$0.00	(\$11,013.63)
0220 - FICA	\$0.00	\$4,234.06	\$4,234.06	\$0.00	(\$4,234.06)
0240 - GROUP INSURANCE	\$0.00	\$24,456.00	\$24,456.00	\$0.00	(\$24,456.00)
0530 - CELL PHONE	\$0.00	\$600.00	\$600.00	\$0.00	(\$600.00)

Garfield County School District

General Ledger - Element Summary Report

Fiscal Year: 2024-2025 From Date:7/1/2024 To Date:6/30/2025

Account Mask: ??????????????????

Account Type: EXPENDITURE

Print accounts with zero balance
 Include Inactive Accounts
 Include PreEncumbrance

Fund / Location / Program / Function / Object	Adjusted Budget	Range To Date	Year To Date	Encumbrance	Budget Balance
0610 - SUPPLIES (GEN)	\$0.00	\$17,741.29	\$17,741.29	\$483.42	(\$18,224.71)
2620 - Maintenance					
0610 - SUPPLIES (GEN)	\$0.00	\$4,403.60	\$4,403.60	\$0.00	(\$4,403.60)
0050 - CLASSROOM-GENERAL Total:	\$0.00	\$968,108.45	\$968,108.45	\$250,096.78	(\$1,218,205.23)
0400 - Administration					
2400 - SUPPORT SERVICES - SCHOOL ADMINISTRATION					
0121 - PRINCIPALS	\$0.00	\$129,951.86	\$129,951.86	\$17,826.81	(\$147,778.67)
0140 - Other Licensed Salaries	\$0.00	\$350.00	\$350.00	\$0.00	(\$350.00)
0152 - SECRETARIAL	\$0.00	\$32,725.72	\$32,725.72	\$0.00	(\$32,725.72)
0198 - Other Classified Personnel	\$0.00	\$1,933.26	\$1,933.26	\$0.00	(\$1,933.26)
0210 - STATE RETIREMENT	\$0.00	\$37,167.88	\$37,167.88	\$4,134.03	(\$41,301.91)
0220 - FICA	\$0.00	\$12,291.41	\$12,291.41	\$1,318.10	(\$13,609.51)
0240 - GROUP INSURANCE	\$0.00	\$47,835.00	\$47,835.00	\$4,076.00	(\$51,911.00)
2410 - OFFICE OF THE PRINCIPAL					
0220 - FICA	\$0.00	\$51.72	\$51.72	\$7.40	(\$59.12)
0530 - CELL PHONE	\$0.00	\$700.00	\$700.00	\$100.00	(\$800.00)
2500 - SUPPORT SERVICES - CENTRAL SERVICES					
0340 - OTHER PROF SERV	\$0.00	\$769.77	\$769.77	\$0.00	(\$769.77)
0400 - Administration Total:	\$0.00	\$263,776.62	\$263,776.62	\$27,462.34	(\$291,238.96)
1205 - SPECIAL EDUCATION -- ADD ON					
1000 - INSTRUCTION					
0131 - TEACHERS	\$0.00	\$106,544.26	\$106,544.26	\$14,181.43	(\$120,725.69)
0132 - SUB TEACHERS	\$0.00	\$338.20	\$338.20	\$0.00	(\$338.20)
0140 - Other Licensed Salaries	\$0.00	\$700.00	\$700.00	\$0.00	(\$700.00)
0161 - STAFF ASSISTANT	\$0.00	\$20,454.70	\$20,454.70	\$0.00	(\$20,454.70)
0198 - Other Classified Personnel	\$0.00	\$525.00	\$525.00	\$0.00	(\$525.00)
0210 - STATE RETIREMENT	\$0.00	\$24,870.02	\$24,870.02	\$3,288.68	(\$28,158.70)
0220 - FICA	\$0.00	\$9,298.98	\$9,298.98	\$1,006.86	(\$10,305.84)
0240 - GROUP INSURANCE	\$0.00	\$21,435.00	\$21,435.00	\$3,033.97	(\$24,468.97)
0610 - SUPPLIES (GEN)	\$0.00	\$671.21	\$671.21	\$0.00	(\$671.21)
1205 - SPECIAL EDUCATION -- ADD ON Total:	\$0.00	\$184,837.37	\$184,837.37	\$21,510.94	(\$206,348.31)
1210 - SPECIAL EDUCATION -- SELF-CONTAINED					
1000 - INSTRUCTION					
0131 - TEACHERS	\$0.00	\$7,349.32	\$7,349.32	\$1,049.91	(\$8,399.23)
0210 - STATE RETIREMENT	\$0.00	\$1,704.22	\$1,704.22	\$243.46	(\$1,947.68)

Garfield County School District

General Ledger - Element Summary Report

Fiscal Year: 2024-2025 From Date:7/1/2024 To Date:6/30/2025

Account Mask: ??????????????????

Account Type: EXPENDITURE

Print accounts with zero balance
 Include Inactive Accounts
 Include PreEncumbrance

Fund / Location / Program / Function / Object	Adjusted Budget	Range To Date	Year To Date	Encumbrance	Budget Balance
0220 - FICA	\$0.00	\$503.56	\$503.56	\$71.78	(\$575.34)
0240 - GROUP INSURANCE	\$0.00	\$2,343.31	\$2,343.31	\$331.68	(\$2,674.99)
1210 - SPECIAL EDUCATION -- SELF-CONTAINED Total:	\$0.00	\$11,900.41	\$11,900.41	\$1,696.83	(\$13,597.24)
1215 - SPECIAL EDUCATION -- PRESCHOOL					
1000 - INSTRUCTION					
0131 - TEACHERS	\$0.00	\$34,434.92	\$34,434.92	\$4,921.72	(\$39,356.64)
0161 - STAFF ASSISTANT	\$0.00	\$5,765.85	\$5,765.85	\$0.00	(\$5,765.85)
0210 - STATE RETIREMENT	\$0.00	\$6,721.70	\$6,721.70	\$960.72	(\$7,682.42)
0220 - FICA	\$0.00	\$3,074.03	\$3,074.03	\$376.30	(\$3,450.33)
1215 - SPECIAL EDUCATION -- PRESCHOOL Total:	\$0.00	\$49,996.50	\$49,996.50	\$6,258.74	(\$56,255.24)
1220 - EXTENDED YEAR PROG FOR SEVERE DISAB					
1000 - INSTRUCTION					
0131 - TEACHERS	\$0.00	\$850.92	\$850.92	\$121.56	(\$972.48)
0161 - STAFF ASSISTANT	\$0.00	\$389.67	\$389.67	\$0.00	(\$389.67)
0210 - STATE RETIREMENT	\$0.00	\$197.26	\$197.26	\$28.18	(\$225.44)
0220 - FICA	\$0.00	\$88.17	\$88.17	\$8.32	(\$96.49)
0240 - GROUP INSURANCE	\$0.00	\$271.30	\$271.30	\$38.40	(\$309.70)
1220 - EXTENDED YEAR PROG FOR SEVERE DISAB Total:	\$0.00	\$1,797.32	\$1,797.32	\$196.46	(\$1,993.78)
1225 - SPECIAL EDUCATION -- INST/IMPACT AI					
1000 - INSTRUCTION					
0131 - TEACHERS	\$0.00	\$1,934.10	\$1,934.10	\$276.30	(\$2,210.40)
0210 - STATE RETIREMENT	\$0.00	\$448.44	\$448.44	\$64.06	(\$512.50)
0220 - FICA	\$0.00	\$132.57	\$132.57	\$18.90	(\$151.47)
0240 - GROUP INSURANCE	\$0.00	\$616.63	\$616.63	\$87.28	(\$703.91)
1225 - SPECIAL EDUCATION -- INST/IMPACT AI Total:	\$0.00	\$3,131.74	\$3,131.74	\$446.54	(\$3,578.28)
1278 - Extended Yr - SpEd Educators					
1000 - INSTRUCTION					
0190 - Other Salaries	\$0.00	\$1,602.79	\$1,602.79	\$0.00	(\$1,602.79)
0210 - STATE RETIREMENT	\$0.00	\$356.89	\$356.89	\$0.00	(\$356.89)
0220 - FICA	\$0.00	\$117.79	\$117.79	\$0.00	(\$117.79)
1278 - Extended Yr - SpEd Educators Total:	\$0.00	\$2,077.47	\$2,077.47	\$0.00	(\$2,077.47)
1295 - UNIQUE LOCAL SPECIAL ED PROGRAMS					
1000 - INSTRUCTION					
0161 - STAFF ASSISTANT	\$0.00	\$21,120.38	\$21,120.38	\$0.00	(\$21,120.38)
0220 - FICA	\$0.00	\$1,615.74	\$1,615.74	\$0.00	(\$1,615.74)

Garfield County School District

General Ledger - Element Summary Report

Fiscal Year: 2024-2025 From Date:7/1/2024 To Date:6/30/2025

Account Mask: ??????????????????

Account Type: EXPENDITURE

Print accounts with zero balance
 Include Inactive Accounts
 Include PreEncumbrance

Fund / Location / Program / Function / Object	Adjusted Budget	Range To Date	Year To Date	Encumbrance	Budget Balance
1295 - UNIQUE LOCAL SPECIAL ED PROGRAMS Total:	\$0.00	\$22,736.12	\$22,736.12	\$0.00	(\$22,736.12)
5201 - CLASS SIZE REDUCTION					
1000 - INSTRUCTION					
0131 - TEACHERS	\$0.00	\$253,368.00	\$253,368.00	\$34,425.00	(\$287,793.00)
0140 - Other Licensed Salaries	\$0.00	\$1,050.00	\$1,050.00	\$0.00	(\$1,050.00)
0210 - STATE RETIREMENT	\$0.00	\$58,999.52	\$58,999.52	\$7,983.15	(\$66,982.67)
0220 - FICA	\$0.00	\$18,975.48	\$18,975.48	\$2,558.79	(\$21,534.27)
0240 - GROUP INSURANCE	\$0.00	\$59,472.44	\$59,472.44	\$8,417.60	(\$67,890.04)
5201 - CLASS SIZE REDUCTION Total:	\$0.00	\$391,865.44	\$391,865.44	\$53,384.54	(\$445,249.98)
5220 - NESS - NECESSARILY EXIST. SCHOOL					
1000 - INSTRUCTION					
0131 - TEACHERS	\$0.00	\$169,312.03	\$169,312.03	\$22,429.80	(\$191,741.83)
0140 - Other Licensed Salaries	\$0.00	\$702.45	\$702.45	\$0.00	(\$702.45)
0210 - STATE RETIREMENT	\$0.00	\$36,418.12	\$36,418.12	\$4,815.58	(\$41,233.70)
0220 - FICA	\$0.00	\$13,187.46	\$13,187.46	\$1,745.59	(\$14,933.05)
0240 - GROUP INSURANCE	\$0.00	\$26,509.24	\$26,509.24	\$3,462.32	(\$29,971.56)
0241 - PEHP Opt-Out	\$0.00	\$7,910.00	\$7,910.00	\$1,130.00	(\$9,040.00)
2220 - LIBRARY/MEDIA SERVICES					
0162 - MEDIA NON-CERT	\$0.00	\$16,487.01	\$16,487.01	\$0.00	(\$16,487.01)
0198 - Other Classified Personnel	\$0.00	\$200.00	\$200.00	\$0.00	(\$200.00)
0220 - FICA	\$0.00	\$1,276.56	\$1,276.56	\$0.00	(\$1,276.56)
5220 - NESS - NECESSARILY EXIST. SCHOOL Total:	\$0.00	\$272,002.87	\$272,002.87	\$33,583.29	(\$305,586.16)
5344 - STUDENTS AT-RISK (EARS)					
1000 - INSTRUCTION					
0161 - STAFF ASSISTANT	\$0.00	\$6,987.25	\$6,987.25	\$0.00	(\$6,987.25)
0220 - FICA	\$0.00	\$534.56	\$534.56	\$0.00	(\$534.56)
5344 - STUDENTS AT-RISK (EARS) Total:	\$0.00	\$7,521.81	\$7,521.81	\$0.00	(\$7,521.81)
5420 - TRUSTLANDS					
1000 - INSTRUCTION					
0131 - TEACHERS	\$56,632.00	\$37,520.00	\$37,520.00	\$4,577.50	\$14,534.50
0161 - STAFF ASSISTANT	\$0.00	\$1,231.02	\$1,231.02	\$0.00	(\$1,231.02)
0162 - MEDIA NON-CERT	\$0.00	\$346.80	\$346.80	\$0.00	(\$346.80)
0198 - Other Classified Personnel	\$0.00	\$200.00	\$200.00	\$0.00	(\$200.00)
0210 - STATE RETIREMENT	\$0.00	\$8,700.87	\$8,700.87	\$1,061.52	(\$9,762.39)
0220 - FICA	\$0.00	\$3,287.14	\$3,287.14	\$393.38	(\$3,680.52)

Garfield County School District

General Ledger - Element Summary Report

Fiscal Year: 2024-2025 From Date:7/1/2024 To Date:6/30/2025

Account Mask: ??????????????????

Account Type: EXPENDITURE

Print accounts with zero balance
 Include Inactive Accounts
 Include PreEncumbrance

Fund / Location / Program / Function / Object	Adjusted Budget	Range To Date	Year To Date	Encumbrance	Budget Balance
0241 - PEHP Opt-Out	\$0.00	\$3,672.50	\$3,672.50	\$565.00	(\$4,237.50)
5420 - TRUSTLANDS Total:	\$56,632.00	\$54,958.33	\$54,958.33	\$6,597.40	(\$4,923.73)
5641 - Early Interventions					
1000 - INSTRUCTION					
0131 - TEACHERS	\$0.00	\$1,977.92	\$1,977.92	\$0.00	(\$1,977.92)
0210 - STATE RETIREMENT	\$0.00	\$458.67	\$458.67	\$0.00	(\$458.67)
0220 - FICA	\$0.00	\$151.32	\$151.32	\$0.00	(\$151.32)
5641 - Early Interventions Total:	\$0.00	\$2,587.91	\$2,587.91	\$0.00	(\$2,587.91)
5651 - EDUCATOR PAID PROFESSIONAL HOURS					
1000 - INSTRUCTION					
0131 - TEACHERS	\$0.00	\$21,044.86	\$21,044.86	\$0.00	(\$21,044.86)
0210 - STATE RETIREMENT	\$0.00	\$4,638.40	\$4,638.40	\$0.00	(\$4,638.40)
0220 - FICA	\$0.00	\$1,567.94	\$1,567.94	\$0.00	(\$1,567.94)
5651 - EDUCATOR PAID PROFESSIONAL HOURS Total:	\$0.00	\$27,251.20	\$27,251.20	\$0.00	(\$27,251.20)
5673 - POSITIVE BEHAVIORS INTERVENTIONS					
2100 - SUPPORT SERVICES - STUDENTS					
0190 - Other Salaries	\$0.00	\$3,021.01	\$3,021.01	\$0.00	(\$3,021.01)
0210 - STATE RETIREMENT	\$0.00	\$589.70	\$589.70	\$0.00	(\$589.70)
0220 - FICA	\$0.00	\$219.78	\$219.78	\$0.00	(\$219.78)
5673 - POSITIVE BEHAVIORS INTERVENTIONS Total:	\$0.00	\$3,830.49	\$3,830.49	\$0.00	(\$3,830.49)
5677 - CTE Computer Grant					
1000 - INSTRUCTION					
0161 - STAFF ASSISTANT	\$0.00	\$7,691.01	\$7,691.01	\$0.00	(\$7,691.01)
0198 - Other Classified Personnel	\$0.00	\$125.00	\$125.00	\$0.00	(\$125.00)
0220 - FICA	\$0.00	\$597.91	\$597.91	\$0.00	(\$597.91)
0610 - SUPPLIES (GEN)	\$0.00	\$29.66	\$29.66	\$0.00	(\$29.66)
2212 - INSTRUCTION AND CURRICULUM DEVELOPMENT SERVICES					
0190 - Other Salaries	\$0.00	\$201.43	\$201.43	\$0.00	(\$201.43)
0210 - STATE RETIREMENT	\$0.00	\$39.31	\$39.31	\$0.00	(\$39.31)
0220 - FICA	\$0.00	\$15.11	\$15.11	\$0.00	(\$15.11)
5677 - CTE Computer Grant Total:	\$0.00	\$8,699.43	\$8,699.43	\$0.00	(\$8,699.43)
5678 - TEACHER & STUDENT SUCESS ACT					
1000 - INSTRUCTION					
0131 - TEACHERS	\$0.00	\$41,084.02	\$41,084.02	\$5,883.78	(\$46,967.80)
0161 - STAFF ASSISTANT	\$0.00	\$54,797.06	\$54,797.06	\$0.00	(\$54,797.06)

Garfield County School District

General Ledger - Element Summary Report

Fiscal Year: 2024-2025 From Date:7/1/2024 To Date:6/30/2025

Account Mask: ??????????????????

Account Type: EXPENDITURE

Print accounts with zero balance
 Include Inactive Accounts
 Include PreEncumbrance

Fund / Location / Program / Function / Object	Adjusted Budget	Range To Date	Year To Date	Encumbrance	Budget Balance
0190 - Other Salaries	\$0.00	\$1,011.23	\$1,011.23	\$0.00	(\$1,011.23)
0198 - Other Classified Personnel	\$0.00	\$650.00	\$650.00	\$0.00	(\$650.00)
0210 - STATE RETIREMENT	\$0.00	\$9,314.95	\$9,314.95	\$1,276.35	(\$10,591.30)
0220 - FICA	\$0.00	\$7,427.59	\$7,427.59	\$433.25	(\$7,860.84)
0240 - GROUP INSURANCE	\$0.00	\$9,016.58	\$9,016.58	\$1,284.53	(\$10,301.11)
0580 - TRAVEL	\$0.00	(\$1,932.81)	(\$1,932.81)	\$0.00	\$1,932.81
5678 - TEACHER & STUDENT SUCESS ACT Total:	\$0.00	\$121,368.62	\$121,368.62	\$8,877.91	(\$130,246.53)
5697 - EARLY LITERACY OUTCOME - EL COACHES					
2212 - INSTRUCTION AND CURRICULUM DEVELOPMENT SERVICES					
0580 - TRAVEL	\$0.00	\$3,000.00	\$3,000.00	\$0.00	(\$3,000.00)
5697 - EARLY LITERACY OUTCOME - EL COACHES Total:	\$0.00	\$3,000.00	\$3,000.00	\$0.00	(\$3,000.00)
5807 - TSSP					
1000 - INSTRUCTION					
0190 - Other Salaries	\$0.00	\$6,519.00	\$6,519.00	\$0.00	(\$6,519.00)
0210 - STATE RETIREMENT	\$0.00	\$1,464.60	\$1,464.60	\$0.00	(\$1,464.60)
0220 - FICA	\$0.00	\$498.71	\$498.71	\$0.00	(\$498.71)
5807 - TSSP Total:	\$0.00	\$8,482.31	\$8,482.31	\$0.00	(\$8,482.31)
5868 - Teacher Materials and Supplies					
1000 - INSTRUCTION					
0610 - SUPPLIES (GEN)	\$0.00	\$7,347.73	\$7,347.73	\$0.00	(\$7,347.73)
5868 - Teacher Materials and Supplies Total:	\$0.00	\$7,347.73	\$7,347.73	\$0.00	(\$7,347.73)
5876 - Educator Salary Adjustment					
1000 - INSTRUCTION					
0131 - TEACHERS	\$0.00	\$165,904.75	\$165,904.75	\$23,811.50	(\$189,716.25)
0210 - STATE RETIREMENT	\$0.00	\$35,979.28	\$35,979.28	\$5,165.42	(\$41,144.70)
0220 - FICA	\$0.00	\$12,225.60	\$12,225.60	\$1,753.28	(\$13,978.88)
0240 - GROUP INSURANCE	\$0.00	\$33,942.88	\$33,942.88	\$5,198.31	(\$39,141.19)
5876 - Educator Salary Adjustment Total:	\$0.00	\$248,052.51	\$248,052.51	\$35,928.51	(\$283,981.02)
5882 - BTS					
1000 - INSTRUCTION					
0131 - TEACHERS	\$0.00	\$28,848.32	\$28,848.32	\$3,734.26	(\$32,582.58)
0140 - Other Licensed Salaries	\$0.00	\$352.45	\$352.45	\$0.00	(\$352.45)
0210 - STATE RETIREMENT	\$0.00	\$5,700.03	\$5,700.03	\$728.93	(\$6,428.96)
0220 - FICA	\$0.00	\$2,232.47	\$2,232.47	\$285.45	(\$2,517.92)

Garfield County School District

General Ledger - Element Summary Report

Fiscal Year: 2024-2025 From Date:7/1/2024 To Date:6/30/2025

Account Mask: ??????????????????

Account Type: EXPENDITURE

Print accounts with zero balance
 Include Inactive Accounts
 Include PreEncumbrance

Fund / Location / Program / Function / Object	Adjusted Budget	Range To Date	Year To Date	Encumbrance	Budget Balance
5882 - BTS Total:	\$0.00	\$37,133.27	\$37,133.27	\$4,748.64	(\$41,881.91)
5914 - School Safety and Support					
2290 - OTHER SUPPORT SERVICES- INSTRUCTIONAL STAFF					
0190 - Other Salaries	\$0.00	\$3,021.00	\$3,021.00	\$0.00	(\$3,021.00)
0210 - STATE RETIREMENT	\$0.00	\$589.70	\$589.70	\$0.00	(\$589.70)
0220 - FICA	\$0.00	\$231.11	\$231.11	\$0.00	(\$231.11)
2620 - Maintenance					
0430 - REPAIR/MAINT SERV	\$0.00	\$16,923.42	\$16,923.42	\$0.00	(\$16,923.42)
0610 - SUPPLIES (GEN)	\$0.00	\$94.99	\$94.99	\$0.00	(\$94.99)
5914 - School Safety and Support Total:	\$0.00	\$20,860.22	\$20,860.22	\$0.00	(\$20,860.22)
7522 - IDEA-B - PRESCHOOL HANDCAPPED					
1000 - INSTRUCTION					
0161 - STAFF ASSISTANT	\$0.00	\$11,897.07	\$11,897.07	\$0.00	(\$11,897.07)
0198 - Other Classified Personnel	\$0.00	\$125.00	\$125.00	\$0.00	(\$125.00)
0220 - FICA	\$0.00	\$919.69	\$919.69	\$0.00	(\$919.69)
7522 - IDEA-B - PRESCHOOL HANDCAPPED Total:	\$0.00	\$12,941.76	\$12,941.76	\$0.00	(\$12,941.76)
7524 - IDEA-B - HANDICAPPED					
1000 - INSTRUCTION					
0161 - STAFF ASSISTANT	\$0.00	\$55,632.15	\$55,632.15	\$0.00	(\$55,632.15)
0198 - Other Classified Personnel	\$0.00	\$325.00	\$325.00	\$0.00	(\$325.00)
0220 - FICA	\$0.00	\$4,280.78	\$4,280.78	\$0.00	(\$4,280.78)
7524 - IDEA-B - HANDICAPPED Total:	\$0.00	\$60,237.93	\$60,237.93	\$0.00	(\$60,237.93)
7801 - TITLE IA					
1000 - INSTRUCTION					
0161 - STAFF ASSISTANT	\$0.00	\$39,017.91	\$39,017.91	\$0.00	(\$39,017.91)
0198 - Other Classified Personnel	\$0.00	\$525.00	\$525.00	\$0.00	(\$525.00)
0220 - FICA	\$0.00	\$3,025.05	\$3,025.05	\$0.00	(\$3,025.05)
7801 - TITLE IA Total:	\$0.00	\$42,567.96	\$42,567.96	\$0.00	(\$42,567.96)
7860 - TITLE IIA					
2212 - INSTRUCTION AND CURRICULUM DEVELOPMENT SERVICES					
0190 - Other Salaries	\$0.00	\$10,352.84	\$10,352.84	\$0.00	(\$10,352.84)
0210 - STATE RETIREMENT	\$0.00	\$2,308.99	\$2,308.99	\$0.00	(\$2,308.99)
0220 - FICA	\$0.00	\$791.97	\$791.97	\$0.00	(\$791.97)
0580 - TRAVEL	\$0.00	\$264.00	\$264.00	\$0.00	(\$264.00)

Garfield County School District

General Ledger - Element Summary Report

Fiscal Year: 2024-2025 From Date:7/1/2024 To Date:6/30/2025

Account Mask: ??????????????????

Account Type: EXPENDITURE

Print accounts with zero balance
 Include Inactive Accounts
 Include PreEncumbrance

Fund / Location / Program / Function / Object	Adjusted Budget	Range To Date	Year To Date	Encumbrance	Budget Balance
7860 - TITLE IIA Total:	\$0.00	\$13,717.80	\$13,717.80	\$0.00	(\$13,717.80)
124 - Panguitch Elementary Total:	\$56,632.00	\$2,852,789.59	\$2,852,789.59	\$450,788.92	(\$3,246,946.51)
150 - Garfield Online					
0050 - CLASSROOM-GENERAL					
1000 - INSTRUCTION					
0131 - TEACHERS	\$0.00	\$138,497.73	\$138,497.73	\$17,486.12	(\$155,983.85)
0140 - Other Licensed Salaries	\$0.00	\$553.85	\$553.85	\$0.00	(\$553.85)
0210 - STATE RETIREMENT	\$0.00	\$27,346.31	\$27,346.31	\$3,462.19	(\$30,808.50)
0220 - FICA	\$0.00	\$11,135.95	\$11,135.95	\$1,391.39	(\$12,527.34)
0240 - GROUP INSURANCE	\$0.00	\$37,194.06	\$37,194.06	\$5,632.25	(\$42,826.31)
0241 - PEHP Opt-Out	\$0.00	\$9,040.00	\$9,040.00	\$1,130.00	(\$10,170.00)
0530 - CELL PHONE	\$0.00	\$150.00	\$150.00	\$0.00	(\$150.00)
0580 - TRAVEL	\$0.00	\$1,123.14	\$1,123.14	\$0.00	(\$1,123.14)
0610 - SUPPLIES (GEN)	\$0.00	\$3,181.27	\$3,181.27	\$0.00	(\$3,181.27)
0650 - SUPPLIES TECHNOLOGY RELATED	\$0.00	\$4,307.93	\$4,307.93	\$0.00	(\$4,307.93)
0734 - TECH HARDWARD	\$0.00	\$1,818.00	\$1,818.00	\$0.00	(\$1,818.00)
2200 - SUPPORT SERVICES - INSTRUCTIONAL STAFF ASSISTANCE					
0320 - PROF/EDUC SRVS	\$0.00	\$1,666,250.00	\$1,666,250.00	\$0.00	(\$1,666,250.00)
2400 - SUPPORT SERVICES - SCHOOL ADMINISTRATION					
0121 - PRINCIPALS	\$0.00	\$51,704.73	\$51,704.73	\$0.00	(\$51,704.73)
0140 - Other Licensed Salaries	\$0.00	\$352.45	\$352.45	\$0.00	(\$352.45)
0210 - STATE RETIREMENT	\$0.00	\$10,219.18	\$10,219.18	\$0.00	(\$10,219.18)
0220 - FICA	\$0.00	\$3,983.45	\$3,983.45	\$0.00	(\$3,983.45)
2600 - OPERATION & MAINTENANCE OF PLANT SERVICES					
0530 - CELL PHONE	\$0.00	\$892.93	\$892.93	\$0.00	(\$892.93)
0050 - CLASSROOM-GENERAL Total:	\$0.00	\$1,967,750.98	\$1,967,750.98	\$29,101.95	(\$1,996,852.93)
0400 - Administration					
2400 - SUPPORT SERVICES - SCHOOL ADMINISTRATION					
0152 - SECRETARIAL	\$0.00	\$45,574.26	\$45,574.26	\$0.00	(\$45,574.26)
0198 - Other Classified Personnel	\$0.00	\$352.45	\$352.45	\$0.00	(\$352.45)
0210 - STATE RETIREMENT	\$0.00	\$7,250.63	\$7,250.63	\$0.00	(\$7,250.63)
0220 - FICA	\$0.00	\$3,827.88	\$3,827.88	\$0.00	(\$3,827.88)
0241 - PEHP Opt-Out	\$0.00	\$3,955.00	\$3,955.00	\$0.00	(\$3,955.00)
0530 - CELL PHONE	\$0.00	\$450.00	\$450.00	\$0.00	(\$450.00)
2500 - SUPPORT SERVICES - CENTRAL SERVICES					

Garfield County School District

General Ledger - Element Summary Report

Fiscal Year: 2024-2025 From Date:7/1/2024 To Date:6/30/2025

Account Mask: ??????????????????

Account Type: EXPENDITURE

Print accounts with zero balance
 Include Inactive Accounts
 Include PreEncumbrance

Fund / Location / Program / Function / Object	Adjusted Budget	Range To Date	Year To Date	Encumbrance	Budget Balance
0340 - OTHER PROF SERV	\$0.00	\$200.00	\$200.00	\$0.00	(\$200.00)
0400 - Administration Total:	\$0.00	\$61,610.22	\$61,610.22	\$0.00	(\$61,610.22)
1205 - SPECIAL EDUCATION -- ADD ON					
1000 - INSTRUCTION					
0131 - TEACHERS	\$0.00	\$56,239.37	\$56,239.37	\$7,545.94	(\$63,785.31)
0140 - Other Licensed Salaries	\$0.00	\$350.00	\$350.00	\$0.00	(\$350.00)
0210 - STATE RETIREMENT	\$0.00	\$11,064.33	\$11,064.33	\$1,749.89	(\$12,814.22)
0220 - FICA	\$0.00	\$4,120.17	\$4,120.17	\$546.84	(\$4,667.01)
0240 - GROUP INSURANCE	\$0.00	\$25,369.85	\$25,369.85	\$3,609.10	(\$28,978.95)
0610 - SUPPLIES (GEN)	\$0.00	\$229.56	\$229.56	\$0.00	(\$229.56)
1205 - SPECIAL EDUCATION -- ADD ON Total:	\$0.00	\$97,373.28	\$97,373.28	\$13,451.77	(\$110,825.05)
1278 - Extended Yr - SpEd Educators					
1000 - INSTRUCTION					
0190 - Other Salaries	\$0.00	\$1,000.00	\$1,000.00	\$0.00	(\$1,000.00)
0210 - STATE RETIREMENT	\$0.00	\$231.89	\$231.89	\$0.00	(\$231.89)
0220 - FICA	\$0.00	\$73.78	\$73.78	\$0.00	(\$73.78)
1278 - Extended Yr - SpEd Educators Total:	\$0.00	\$1,305.67	\$1,305.67	\$0.00	(\$1,305.67)
5420 - TRUSTLANDS					
1000 - INSTRUCTION					
0131 - TEACHERS	\$230,720.05	\$130,624.15	\$130,624.15	\$17,746.94	\$82,348.96
0140 - Other Licensed Salaries	\$0.00	\$702.45	\$702.45	\$0.00	(\$702.45)
0210 - STATE RETIREMENT	\$0.00	\$27,968.93	\$27,968.93	\$3,779.58	(\$31,748.51)
0220 - FICA	\$0.00	\$10,008.60	\$10,008.60	\$1,352.16	(\$11,360.76)
0240 - GROUP INSURANCE	\$0.00	\$32,229.66	\$32,229.66	\$4,608.60	(\$36,838.26)
5420 - TRUSTLANDS Total:	\$230,720.05	\$201,533.79	\$201,533.79	\$27,487.28	\$1,698.98
5651 - EDUCATOR PAID PROFESSIONAL HOURS					
1000 - INSTRUCTION					
0131 - TEACHERS	\$0.00	\$7,117.65	\$7,117.65	\$0.00	(\$7,117.65)
0210 - STATE RETIREMENT	\$0.00	\$1,483.92	\$1,483.92	\$0.00	(\$1,483.92)
0220 - FICA	\$0.00	\$530.84	\$530.84	\$0.00	(\$530.84)
2400 - SUPPORT SERVICES - SCHOOL ADMINISTRATION					
0121 - PRINCIPALS	\$0.00	\$849.10	\$849.10	\$0.00	(\$849.10)
0210 - STATE RETIREMENT	\$0.00	\$165.75	\$165.75	\$0.00	(\$165.75)
0220 - FICA	\$0.00	\$64.93	\$64.93	\$0.00	(\$64.93)
5651 - EDUCATOR PAID PROFESSIONAL HOURS Total:	\$0.00	\$10,212.19	\$10,212.19	\$0.00	(\$10,212.19)

Garfield County School District

General Ledger - Element Summary Report

Fiscal Year: 2024-2025 From Date:7/1/2024 To Date:6/30/2025

Account Mask: ??????????????????

Account Type: EXPENDITURE

Print accounts with zero balance
 Include Inactive Accounts
 Include PreEncumbrance

Fund / Location / Program / Function / Object	Adjusted Budget	Range To Date	Year To Date	Encumbrance	Budget Balance
5678 - TEACHER & STUDENT SUCESS ACT					
1000 - INSTRUCTION					
0131 - TEACHERS	\$0.00	\$73,394.15	\$73,394.15	\$9,953.71	(\$83,347.86)
0140 - Other Licensed Salaries	\$0.00	\$352.45	\$352.45	\$0.00	(\$352.45)
0210 - STATE RETIREMENT	\$0.00	\$14,492.81	\$14,492.81	\$1,967.22	(\$16,460.03)
0220 - FICA	\$0.00	\$5,129.40	\$5,129.40	\$687.26	(\$5,816.66)
0240 - GROUP INSURANCE	\$0.00	\$28,568.60	\$28,568.60	\$4,033.22	(\$32,601.82)
5678 - TEACHER & STUDENT SUCESS ACT Total:	\$0.00	\$121,937.41	\$121,937.41	\$16,641.41	(\$138,578.82)
5868 - Teacher Materials and Supplies					
1000 - INSTRUCTION					
0610 - SUPPLIES (GEN)	\$0.00	\$2,000.00	\$2,000.00	\$0.00	(\$2,000.00)
5868 - Teacher Materials and Supplies Total:	\$0.00	\$2,000.00	\$2,000.00	\$0.00	(\$2,000.00)
5876 - Educator Salary Adjustment					
1000 - INSTRUCTION					
0131 - TEACHERS	\$0.00	\$67,097.49	\$67,097.49	\$9,045.61	(\$76,143.10)
0210 - STATE RETIREMENT	\$0.00	\$13,491.67	\$13,491.67	\$1,863.92	(\$15,355.59)
0220 - FICA	\$0.00	\$4,966.47	\$4,966.47	\$667.44	(\$5,633.91)
0240 - GROUP INSURANCE	\$0.00	\$17,055.76	\$17,055.76	\$2,480.84	(\$19,536.60)
5876 - Educator Salary Adjustment Total:	\$0.00	\$102,611.39	\$102,611.39	\$14,057.81	(\$116,669.20)
7860 - TITLE IIA					
2212 - INSTRUCTION AND CURRICULUM DEVELOPMENT SERVICES					
0580 - TRAVEL	\$0.00	\$150.00	\$150.00	\$0.00	(\$150.00)
7860 - TITLE IIA Total:	\$0.00	\$150.00	\$150.00	\$0.00	(\$150.00)
150 - Garfield Online Total:	\$230,720.05	\$2,566,484.93	\$2,566,484.93	\$100,740.22	(\$2,436,505.10)
204 - AES					
0050 - CLASSROOM-GENERAL					
0000 - Undesignated					
0600 - Supplies & Materials	\$7,200.00	\$0.00	\$0.00	\$0.00	\$7,200.00
1000 - INSTRUCTION					
0610 - SUPPLIES (GEN)	\$0.00	\$992.60	\$992.60	\$0.00	(\$992.60)
0050 - CLASSROOM-GENERAL Total:	\$7,200.00	\$992.60	\$992.60	\$0.00	\$6,207.40
204 - AES Total:	\$7,200.00	\$992.60	\$992.60	\$0.00	\$6,207.40
208 - BES					
0050 - CLASSROOM-GENERAL					

Garfield County School District

General Ledger - Element Summary Report

Fiscal Year: 2024-2025 From Date:7/1/2024 To Date:6/30/2025

Account Mask: ??????????????????

Account Type: EXPENDITURE

Print accounts with zero balance
 Include Inactive Accounts
 Include PreEncumbrance

Fund / Location / Program / Function / Object	Adjusted Budget	Range To Date	Year To Date	Encumbrance	Budget Balance
0000 - Undesignated					
0600 - Supplies & Materials	\$9,200.00	\$0.00	\$0.00	\$0.00	\$9,200.00
1000 - INSTRUCTION					
0610 - SUPPLIES (GEN)	\$0.00	\$8,087.82	\$8,087.82	\$0.00	(\$8,087.82)
0670 - SOFTWARE	\$0.00	\$806.02	\$806.02	\$0.00	(\$806.02)
2220 - LIBRARY/MEDIA SERVICES					
0644 - LIBRARY BOOKS	\$0.00	\$149.99	\$149.99	\$0.00	(\$149.99)
0050 - CLASSROOM-GENERAL Total:	\$9,200.00	\$9,043.83	\$9,043.83	\$0.00	\$156.17
5420 - TRUSTLANDS					
1000 - INSTRUCTION					
0320 - PROF/EDUC SRVS	\$2,406.10	\$0.00	\$0.00	\$0.00	\$2,406.10
2220 - LIBRARY/MEDIA SERVICES					
0610 - SUPPLIES (GEN)	\$750.00	\$0.00	\$0.00	\$0.00	\$750.00
5420 - TRUSTLANDS Total:	\$3,156.10	\$0.00	\$0.00	\$0.00	\$3,156.10
208 - BES Total:	\$12,356.10	\$9,043.83	\$9,043.83	\$0.00	\$3,312.27
212 - BVES					
0050 - CLASSROOM-GENERAL					
0000 - Undesignated					
0600 - Supplies & Materials	\$37,800.00	\$0.00	\$0.00	\$0.00	\$37,800.00
1000 - INSTRUCTION					
0580 - TRAVEL	\$0.00	\$28.00	\$28.00	\$0.00	(\$28.00)
0610 - SUPPLIES (GEN)	\$0.00	\$34,356.46	\$34,356.46	\$137.29	(\$34,493.75)
0640 - Books	\$0.00	\$329.00	\$329.00	\$0.00	(\$329.00)
0730 - EQUIPMENT	\$0.00	\$3,809.98	\$3,809.98	\$0.00	(\$3,809.98)
2220 - LIBRARY/MEDIA SERVICES					
0610 - SUPPLIES (GEN)	\$0.00	\$169.33	\$169.33	\$0.00	(\$169.33)
0644 - LIBRARY BOOKS	\$0.00	(\$433.29)	(\$433.29)	\$214.84	\$218.45
0050 - CLASSROOM-GENERAL Total:	\$37,800.00	\$38,259.48	\$38,259.48	\$352.13	(\$811.61)
5420 - TRUSTLANDS					
1000 - INSTRUCTION					
0340 - OTHER PROF SERV	\$6,500.00	\$0.00	\$0.00	\$0.00	\$6,500.00
0610 - SUPPLIES (GEN)	\$0.00	\$15,906.53	\$15,906.53	\$120.70	(\$16,027.23)
0644 - LIBRARY BOOKS	\$3,000.00	\$2,374.57	\$2,374.57	\$56.46	\$568.97
0650 - SUPPLIES TECHNOLOGY RELATED	\$0.00	\$184.24	\$184.24	\$0.00	(\$184.24)
2220 - LIBRARY/MEDIA SERVICES					

Garfield County School District

General Ledger - Element Summary Report

Fiscal Year: 2024-2025 From Date:7/1/2024 To Date:6/30/2025

Account Mask: ??????????????????

Account Type: EXPENDITURE

Print accounts with zero balance
 Include Inactive Accounts
 Include PreEncumbrance

Fund / Location / Program / Function / Object	Adjusted Budget	Range To Date	Year To Date	Encumbrance	Budget Balance
0644 - LIBRARY BOOKS	\$0.00	\$439.63	\$439.63	\$0.00	(\$439.63)
5420 - TRUSTLANDS Total:	\$9,500.00	\$18,904.97	\$18,904.97	\$177.16	(\$9,582.13)
212 - BVES Total:	\$47,300.00	\$57,164.45	\$57,164.45	\$529.29	(\$10,393.74)
216 - EES					
0050 - CLASSROOM-GENERAL					
0000 - Undesignated					
0600 - Supplies & Materials	\$27,400.00	\$0.00	\$0.00	\$0.00	\$27,400.00
1000 - INSTRUCTION					
0580 - TRAVEL	\$0.00	\$146.93	\$146.93	\$0.00	(\$146.93)
0610 - SUPPLIES (GEN)	\$0.00	\$15,387.35	\$15,387.35	\$640.27	(\$16,027.62)
0640 - Books	\$0.00	\$1,725.86	\$1,725.86	\$0.00	(\$1,725.86)
0650 - SUPPLIES TECHNOLOGY RELATED	\$0.00	\$6,617.19	\$6,617.19	\$42.23	(\$6,659.42)
2220 - LIBRARY/MEDIA SERVICES					
0644 - LIBRARY BOOKS	\$0.00	\$124.69	\$124.69	\$11.95	(\$136.64)
0050 - CLASSROOM-GENERAL Total:	\$27,400.00	\$24,002.02	\$24,002.02	\$694.45	\$2,703.53
5420 - TRUSTLANDS					
1000 - INSTRUCTION					
0340 - OTHER PROF SERV	\$0.00	\$7,400.00	\$7,400.00	\$0.00	(\$7,400.00)
0518 - Student Day Travel & Admission	\$0.00	\$1,245.00	\$1,245.00	\$0.00	(\$1,245.00)
0610 - SUPPLIES (GEN)	\$8,500.00	\$4,126.38	\$4,126.38	\$0.00	\$4,373.62
0650 - SUPPLIES TECHNOLOGY RELATED	\$8,000.00	\$0.00	\$0.00	\$0.00	\$8,000.00
2220 - LIBRARY/MEDIA SERVICES					
0640 - Books	\$5,000.00	\$0.00	\$0.00	\$0.00	\$5,000.00
5420 - TRUSTLANDS Total:	\$21,500.00	\$12,771.38	\$12,771.38	\$0.00	\$8,728.62
216 - EES Total:	\$48,900.00	\$36,773.40	\$36,773.40	\$694.45	\$11,432.15
224 - PES					
0050 - CLASSROOM-GENERAL					
0000 - Undesignated					
0600 - Supplies & Materials	\$57,800.00	\$0.00	\$0.00	\$0.00	\$57,800.00
1000 - INSTRUCTION					
0580 - TRAVEL	\$0.00	\$2,393.74	\$2,393.74	\$0.00	(\$2,393.74)
0610 - SUPPLIES (GEN)	\$0.00	\$30,705.37	\$30,705.37	\$370.71	(\$31,076.08)
0730 - EQUIPMENT	\$0.00	\$4,021.25	\$4,021.25	\$0.00	(\$4,021.25)
2220 - LIBRARY/MEDIA SERVICES					
0644 - LIBRARY BOOKS	\$0.00	\$353.82	\$353.82	\$0.00	(\$353.82)

Garfield County School District

General Ledger - Element Summary Report

Fiscal Year: 2024-2025 From Date:7/1/2024 To Date:6/30/2025

Account Mask: ??????????????????

Account Type: EXPENDITURE

Print accounts with zero balance
 Include Inactive Accounts
 Include PreEncumbrance

Fund / Location / Program / Function / Object	Adjusted Budget	Range To Date	Year To Date	Encumbrance	Budget Balance
0050 - CLASSROOM-GENERAL Total:	\$57,800.00	\$37,474.18	\$37,474.18	\$370.71	\$19,955.11
5420 - TRUSTLANDS					
1000 - INSTRUCTION					
0610 - SUPPLIES (GEN)	\$0.00	\$13,694.41	\$13,694.41	\$783.53	(\$14,477.94)
0641 - TEXTBOOKS	\$7,153.30	\$3,787.43	\$3,787.43	\$0.00	\$3,365.87
0650 - SUPPLIES TECHNOLOGY RELATED	\$0.00	\$0.00	\$0.00	\$518.16	(\$518.16)
0670 - SOFTWARE	\$0.00	\$1,554.91	\$1,554.91	\$0.00	(\$1,554.91)
2212 - INSTRUCTION AND CURRICULUM DEVELOPMENT SERVICES					
0580 - TRAVEL	\$0.00	\$35.00	\$35.00	\$0.00	(\$35.00)
5420 - TRUSTLANDS Total:	\$7,153.30	\$19,071.75	\$19,071.75	\$1,301.69	(\$13,220.14)
5673 - POSITIVE BEHAVIORS INTERVENTIONS					
2100 - SUPPORT SERVICES - STUDENTS					
0610 - SUPPLIES (GEN)	\$0.00	\$273.87	\$273.87	\$0.00	(\$273.87)
5673 - POSITIVE BEHAVIORS INTERVENTIONS Total:	\$0.00	\$273.87	\$273.87	\$0.00	(\$273.87)
5678 - TEACHER & STUDENT SUCESS ACT					
1000 - INSTRUCTION					
0610 - SUPPLIES (GEN)	\$0.00	\$1,982.52	\$1,982.52	\$0.00	(\$1,982.52)
5678 - TEACHER & STUDENT SUCESS ACT Total:	\$0.00	\$1,982.52	\$1,982.52	\$0.00	(\$1,982.52)
224 - PES Total:	\$64,953.30	\$58,802.32	\$58,802.32	\$1,672.40	\$4,478.58
304 - Panguitch Middle					
0050 - CLASSROOM-GENERAL					
1000 - INSTRUCTION					
0220 - FICA	\$0.00	\$42.88	\$42.88	\$0.00	(\$42.88)
0241 - PEHP Opt-Out	\$0.00	\$565.00	\$565.00	\$0.00	(\$565.00)
0530 - CELL PHONE	\$0.00	\$57.12	\$57.12	\$0.00	(\$57.12)
0610 - SUPPLIES (GEN)	\$0.00	\$7,867.40	\$7,867.40	\$160.08	(\$8,027.48)
0650 - SUPPLIES TECHNOLOGY RELATED	\$0.00	\$1,008.74	\$1,008.74	\$0.00	(\$1,008.74)
2600 - OPERATION & MAINTENANCE OF PLANT SERVICES					
0411 - WATER/SEWAGE	\$0.00	\$1,237.40	\$1,237.40	\$0.00	(\$1,237.40)
0430 - REPAIR/MAINT SERV	\$0.00	\$2,923.32	\$2,923.32	\$0.00	(\$2,923.32)
0530 - CELL PHONE	\$0.00	\$1,544.59	\$1,544.59	\$0.00	(\$1,544.59)
0621 - NATURAL GAS	\$0.00	\$4,238.39	\$4,238.39	\$0.00	(\$4,238.39)
0622 - ELECTRICITY	\$0.00	\$12,821.80	\$12,821.80	\$0.00	(\$12,821.80)
2610 - Custodial					
0182 - CUSTODIANS-REG	\$0.00	\$14,553.15	\$14,553.15	\$0.00	(\$14,553.15)

Garfield County School District

General Ledger - Element Summary Report

Fiscal Year: 2024-2025 From Date:7/1/2024 To Date:6/30/2025

Account Mask: ??????????????????

Account Type: EXPENDITURE

Print accounts with zero balance
 Include Inactive Accounts
 Include PreEncumbrance

Fund / Location / Program / Function / Object	Adjusted Budget	Range To Date	Year To Date	Encumbrance	Budget Balance
0210 - STATE RETIREMENT	\$0.00	\$2,891.36	\$2,891.36	\$0.00	(\$2,891.36)
0220 - FICA	\$0.00	\$1,149.73	\$1,149.73	\$0.00	(\$1,149.73)
0240 - GROUP INSURANCE	\$0.00	\$1,979.74	\$1,979.74	\$0.00	(\$1,979.74)
0530 - CELL PHONE	\$0.00	\$600.00	\$600.00	\$0.00	(\$600.00)
0610 - SUPPLIES (GEN)	\$0.00	\$1,887.94	\$1,887.94	\$469.46	(\$2,357.40)
2620 - Maintenance					
0610 - SUPPLIES (GEN)	\$0.00	\$464.78	\$464.78	\$0.00	(\$464.78)
0050 - CLASSROOM-GENERAL Total:	\$0.00	\$55,833.34	\$55,833.34	\$629.54	(\$56,462.88)
0400 - Administration					
2400 - SUPPORT SERVICES - SCHOOL ADMINISTRATION					
0121 - PRINCIPALS	\$0.00	\$48,653.73	\$48,653.73	\$7,485.21	(\$56,138.94)
0152 - SECRETARIAL	\$0.00	\$4,100.08	\$4,100.08	\$0.00	(\$4,100.08)
0198 - Other Classified Personnel	\$0.00	\$795.46	\$795.46	\$0.00	(\$795.46)
0210 - STATE RETIREMENT	\$0.00	\$12,091.89	\$12,091.89	\$1,735.82	(\$13,827.71)
0220 - FICA	\$0.00	\$3,946.60	\$3,946.60	\$550.38	(\$4,496.98)
0240 - GROUP INSURANCE	\$0.00	\$10,980.05	\$10,980.05	\$1,536.46	(\$12,516.51)
2500 - SUPPORT SERVICES - CENTRAL SERVICES					
0340 - OTHER PROF SERV	\$0.00	\$158.45	\$158.45	\$0.00	(\$158.45)
0400 - Administration Total:	\$0.00	\$80,726.26	\$80,726.26	\$11,307.87	(\$92,034.13)
1205 - SPECIAL EDUCATION -- ADD ON					
1000 - INSTRUCTION					
0131 - TEACHERS	\$0.00	\$64,784.40	\$64,784.40	\$8,737.80	(\$73,522.20)
0140 - Other Licensed Salaries	\$0.00	\$350.00	\$350.00	\$0.00	(\$350.00)
0161 - STAFF ASSISTANT	\$0.00	\$35,257.34	\$35,257.34	\$0.00	(\$35,257.34)
0198 - Other Classified Personnel	\$0.00	\$525.00	\$525.00	\$0.00	(\$525.00)
0210 - STATE RETIREMENT	\$0.00	\$15,104.69	\$15,104.69	\$2,026.30	(\$17,130.99)
0220 - FICA	\$0.00	\$7,624.28	\$7,624.28	\$654.42	(\$8,278.70)
0240 - GROUP INSURANCE	\$0.00	\$6,964.56	\$6,964.56	\$984.92	(\$7,949.48)
1205 - SPECIAL EDUCATION -- ADD ON Total:	\$0.00	\$130,610.27	\$130,610.27	\$12,403.44	(\$143,013.71)
1210 - SPECIAL EDUCATION -- SELF-CONTAINED					
1000 - INSTRUCTION					
0131 - TEACHERS	\$0.00	\$6,686.54	\$6,686.54	\$955.22	(\$7,641.76)
0210 - STATE RETIREMENT	\$0.00	\$1,550.61	\$1,550.61	\$221.52	(\$1,772.13)
0220 - FICA	\$0.00	\$501.03	\$501.03	\$71.54	(\$572.57)
0240 - GROUP INSURANCE	\$0.00	\$761.40	\$761.40	\$107.67	(\$869.07)

Garfield County School District

General Ledger - Element Summary Report

Fiscal Year: 2024-2025 From Date:7/1/2024 To Date:6/30/2025

Account Mask: ??????????????????

Account Type: EXPENDITURE

Print accounts with zero balance
 Include Inactive Accounts
 Include PreEncumbrance

Fund / Location / Program / Function / Object	Adjusted Budget	Range To Date	Year To Date	Encumbrance	Budget Balance
1210 - SPECIAL EDUCATION -- SELF-CONTAINED Total:	\$0.00	\$9,499.58	\$9,499.58	\$1,355.95	(\$10,855.53)
1220 - EXTENDED YEAR PROG FOR SEVERE DISAB					
1000 - INSTRUCTION					
0131 - TEACHERS	\$0.00	\$774.20	\$774.20	\$110.60	(\$884.80)
0210 - STATE RETIREMENT	\$0.00	\$179.48	\$179.48	\$25.64	(\$205.12)
0220 - FICA	\$0.00	\$58.01	\$58.01	\$8.28	(\$66.29)
0240 - GROUP INSURANCE	\$0.00	\$88.11	\$88.11	\$12.46	(\$100.57)
1220 - EXTENDED YEAR PROG FOR SEVERE DISAB Total:	\$0.00	\$1,099.80	\$1,099.80	\$156.98	(\$1,256.78)
1225 - SPECIAL EDUCATION -- INST/IMPACT AI					
1000 - INSTRUCTION					
0131 - TEACHERS	\$0.00	\$1,759.66	\$1,759.66	\$251.38	(\$2,011.04)
0210 - STATE RETIREMENT	\$0.00	\$408.11	\$408.11	\$58.30	(\$466.41)
0220 - FICA	\$0.00	\$131.80	\$131.80	\$18.82	(\$150.62)
0240 - GROUP INSURANCE	\$0.00	\$200.40	\$200.40	\$28.34	(\$228.74)
1225 - SPECIAL EDUCATION -- INST/IMPACT AI Total:	\$0.00	\$2,499.97	\$2,499.97	\$356.84	(\$2,856.81)
1278 - Extended Yr - SpEd Educators					
1000 - INSTRUCTION					
0190 - Other Salaries	\$0.00	\$1,000.00	\$1,000.00	\$0.00	(\$1,000.00)
0210 - STATE RETIREMENT	\$0.00	\$231.91	\$231.91	\$0.00	(\$231.91)
0220 - FICA	\$0.00	\$75.12	\$75.12	\$0.00	(\$75.12)
1278 - Extended Yr - SpEd Educators Total:	\$0.00	\$1,307.03	\$1,307.03	\$0.00	(\$1,307.03)
5220 - NESS - NECESSARILY EXIST. SCHOOL					
1000 - INSTRUCTION					
0131 - TEACHERS	\$0.00	\$297,097.50	\$297,097.50	\$40,636.06	(\$337,733.56)
0132 - SUB TEACHERS	\$0.00	\$4,494.45	\$4,494.45	\$0.00	(\$4,494.45)
0140 - Other Licensed Salaries	\$0.00	\$1,404.90	\$1,404.90	\$0.00	(\$1,404.90)
0210 - STATE RETIREMENT	\$0.00	\$64,333.07	\$64,333.07	\$8,785.64	(\$73,118.71)
0220 - FICA	\$0.00	\$23,541.61	\$23,541.61	\$3,116.93	(\$26,658.54)
0240 - GROUP INSURANCE	\$0.00	\$51,240.40	\$51,240.40	\$7,286.54	(\$58,526.94)
0241 - PEHP Opt-Out	\$0.00	\$7,910.00	\$7,910.00	\$1,130.00	(\$9,040.00)
2400 - SUPPORT SERVICES - SCHOOL ADMINISTRATION					
0121 - PRINCIPALS	\$0.00	\$3,742.59	\$3,742.59	\$0.00	(\$3,742.59)
0152 - SECRETARIAL	\$0.00	\$19,762.90	\$19,762.90	\$0.00	(\$19,762.90)
0198 - Other Classified Personnel	\$0.00	\$2,382.90	\$2,382.90	\$0.00	(\$2,382.90)
0210 - STATE RETIREMENT	\$0.00	\$4,794.43	\$4,794.43	\$0.00	(\$4,794.43)

Garfield County School District

General Ledger - Element Summary Report

Fiscal Year: 2024-2025 From Date:7/1/2024 To Date:6/30/2025

Account Mask: ??????????????????

Account Type: EXPENDITURE

Print accounts with zero balance
 Include Inactive Accounts
 Include PreEncumbrance

Fund / Location / Program / Function / Object	Adjusted Budget	Range To Date	Year To Date	Encumbrance	Budget Balance
0220 - FICA	\$0.00	\$1,954.73	\$1,954.73	\$0.00	(\$1,954.73)
0240 - GROUP INSURANCE	\$0.00	\$3,806.37	\$3,806.37	\$0.00	(\$3,806.37)
2610 - Custodial					
0182 - CUSTODIANS-REG	\$0.00	\$47,100.80	\$47,100.80	\$0.00	(\$47,100.80)
0198 - Other Classified Personnel	\$0.00	\$352.45	\$352.45	\$0.00	(\$352.45)
0210 - STATE RETIREMENT	\$0.00	\$9,262.85	\$9,262.85	\$0.00	(\$9,262.85)
0220 - FICA	\$0.00	\$3,601.34	\$3,601.34	\$0.00	(\$3,601.34)
0240 - GROUP INSURANCE	\$0.00	\$5,892.35	\$5,892.35	\$0.00	(\$5,892.35)
5220 - NESS - NECESSARILY EXIST. SCHOOL Total:	\$0.00	\$552,675.64	\$552,675.64	\$60,955.17	(\$613,630.81)
5420 - TRUSTLANDS					
1000 - INSTRUCTION					
0131 - TEACHERS	\$0.00	\$13,063.58	\$13,063.58	\$1,867.14	(\$14,930.72)
0161 - STAFF ASSISTANT	\$48,000.00	\$0.00	\$0.00	\$0.00	\$48,000.00
0210 - STATE RETIREMENT	\$0.00	\$2,549.99	\$2,549.99	\$364.46	(\$2,914.45)
0220 - FICA	\$0.00	\$998.73	\$998.73	\$142.74	(\$1,141.47)
5420 - TRUSTLANDS Total:	\$48,000.00	\$16,612.30	\$16,612.30	\$2,374.34	\$29,013.36
5651 - EDUCATOR PAID PROFESSIONAL HOURS					
1000 - INSTRUCTION					
0131 - TEACHERS	\$0.00	\$4,633.78	\$4,633.78	\$0.00	(\$4,633.78)
0210 - STATE RETIREMENT	\$0.00	\$1,004.49	\$1,004.49	\$0.00	(\$1,004.49)
0220 - FICA	\$0.00	\$345.82	\$345.82	\$0.00	(\$345.82)
5651 - EDUCATOR PAID PROFESSIONAL HOURS Total:	\$0.00	\$5,984.09	\$5,984.09	\$0.00	(\$5,984.09)
5678 - TEACHER & STUDENT SUCESS ACT					
1000 - INSTRUCTION					
0131 - TEACHERS	\$0.00	\$10,909.57	\$10,909.57	\$1,564.23	(\$12,473.80)
0190 - Other Salaries	\$0.00	\$21,705.65	\$21,705.65	\$2,906.73	(\$24,612.38)
0210 - STATE RETIREMENT	\$0.00	\$7,282.50	\$7,282.50	\$1,000.15	(\$8,282.65)
0220 - FICA	\$0.00	\$2,432.37	\$2,432.37	\$333.11	(\$2,765.48)
0240 - GROUP INSURANCE	\$0.00	\$5,237.62	\$5,237.62	\$756.64	(\$5,994.26)
5678 - TEACHER & STUDENT SUCESS ACT Total:	\$0.00	\$47,567.71	\$47,567.71	\$6,560.86	(\$54,128.57)
5807 - TSSP					
1000 - INSTRUCTION					
0190 - Other Salaries	\$0.00	\$8,257.40	\$8,257.40	\$0.00	(\$8,257.40)
0210 - STATE RETIREMENT	\$0.00	\$1,812.63	\$1,812.63	\$0.00	(\$1,812.63)
0220 - FICA	\$0.00	\$631.70	\$631.70	\$0.00	(\$631.70)

Garfield County School District

General Ledger - Element Summary Report

Fiscal Year: 2024-2025 From Date:7/1/2024 To Date:6/30/2025

Account Mask: ??????????????????

Account Type: EXPENDITURE

Print accounts with zero balance
 Include Inactive Accounts
 Include PreEncumbrance

Fund / Location / Program / Function / Object	Adjusted Budget	Range To Date	Year To Date	Encumbrance	Budget Balance
5807 - TSSP Total:	\$0.00	\$10,701.73	\$10,701.73	\$0.00	(\$10,701.73)
5868 - Teacher Materials and Supplies					
1000 - INSTRUCTION					
0610 - SUPPLIES (GEN)	\$0.00	\$2,366.06	\$2,366.06	\$0.00	(\$2,366.06)
5868 - Teacher Materials and Supplies Total:	\$0.00	\$2,366.06	\$2,366.06	\$0.00	(\$2,366.06)
5876 - Educator Salary Adjustment					
1000 - INSTRUCTION					
0131 - TEACHERS	\$0.00	\$46,396.76	\$46,396.76	\$6,703.96	(\$53,100.72)
0210 - STATE RETIREMENT	\$0.00	\$9,819.14	\$9,819.14	\$1,417.54	(\$11,236.68)
0220 - FICA	\$0.00	\$3,458.05	\$3,458.05	\$498.60	(\$3,956.65)
0240 - GROUP INSURANCE	\$0.00	\$8,115.36	\$8,115.36	\$1,248.51	(\$9,363.87)
5876 - Educator Salary Adjustment Total:	\$0.00	\$67,789.31	\$67,789.31	\$9,868.61	(\$77,657.92)
5901 - College & Career Awareness					
1000 - INSTRUCTION					
0131 - TEACHERS	\$0.00	\$5,611.52	\$5,611.52	\$863.31	(\$6,474.83)
0210 - STATE RETIREMENT	\$0.00	\$1,095.38	\$1,095.38	\$168.52	(\$1,263.90)
0220 - FICA	\$0.00	\$374.17	\$374.17	\$57.27	(\$431.44)
0240 - GROUP INSURANCE	\$0.00	\$2,716.74	\$2,716.74	\$417.96	(\$3,134.70)
5901 - College & Career Awareness Total:	\$0.00	\$9,797.81	\$9,797.81	\$1,507.06	(\$11,304.87)
5914 - School Safety and Support					
2620 - Maintenance					
0430 - REPAIR/MAINT SERV	\$0.00	\$1,320.41	\$1,320.41	\$0.00	(\$1,320.41)
5914 - School Safety and Support Total:	\$0.00	\$1,320.41	\$1,320.41	\$0.00	(\$1,320.41)
7524 - IDEA-B - HANDICAPPED					
1000 - INSTRUCTION					
0161 - STAFF ASSISTANT	\$0.00	\$15,017.88	\$15,017.88	\$0.00	(\$15,017.88)
0198 - Other Classified Personnel	\$0.00	\$125.00	\$125.00	\$0.00	(\$125.00)
0220 - FICA	\$0.00	\$1,158.43	\$1,158.43	\$0.00	(\$1,158.43)
7524 - IDEA-B - HANDICAPPED Total:	\$0.00	\$16,301.31	\$16,301.31	\$0.00	(\$16,301.31)
7860 - TITLE IIA					
2212 - INSTRUCTION AND CURRICULUM DEVELOPMENT SERVICES					
0190 - Other Salaries	\$0.00	\$1,626.31	\$1,626.31	\$0.00	(\$1,626.31)
0210 - STATE RETIREMENT	\$0.00	\$328.60	\$328.60	\$0.00	(\$328.60)
0220 - FICA	\$0.00	\$124.41	\$124.41	\$0.00	(\$124.41)

Garfield County School District

General Ledger - Element Summary Report

Fiscal Year: 2024-2025 From Date:7/1/2024 To Date:6/30/2025

Account Mask: ??????????????????

Account Type: EXPENDITURE

Print accounts with zero balance
 Include Inactive Accounts
 Include PreEncumbrance

Fund / Location / Program / Function / Object	Adjusted Budget	Range To Date	Year To Date	Encumbrance	Budget Balance
7860 - TITLE IIA Total:	\$0.00	\$2,079.32	\$2,079.32	\$0.00	(\$2,079.32)
304 - Panguitch Middle Total:	\$48,000.00	\$1,014,771.94	\$1,014,771.94	\$107,476.66	(\$1,074,248.60)
404 - PMS					
0050 - CLASSROOM-GENERAL					
0000 - Undesignated					
0600 - Supplies & Materials	\$19,400.00	\$0.00	\$0.00	\$0.00	\$19,400.00
1000 - INSTRUCTION					
0610 - SUPPLIES (GEN)	\$0.00	\$5,326.22	\$5,326.22	\$716.37	(\$6,042.59)
0050 - CLASSROOM-GENERAL Total:	\$19,400.00	\$5,326.22	\$5,326.22	\$716.37	\$13,357.41
5420 - TRUSTLANDS					
1000 - INSTRUCTION					
0518 - Student Day Travel & Admission	\$5,000.00	\$0.00	\$0.00	\$0.00	\$5,000.00
0580 - TRAVEL	\$5,000.00	\$933.43	\$933.43	\$0.00	\$4,066.57
0610 - SUPPLIES (GEN)	\$20,000.00	\$3,191.32	\$3,191.32	\$0.00	\$16,808.68
0650 - SUPPLIES TECHNOLOGY RELATED	\$5,000.00	\$0.00	\$0.00	\$0.00	\$5,000.00
0670 - SOFTWARE	\$17,000.00	\$0.00	\$0.00	\$0.00	\$17,000.00
0730 - EQUIPMENT	\$20,000.00	\$0.00	\$0.00	\$0.00	\$20,000.00
5420 - TRUSTLANDS Total:	\$72,000.00	\$4,124.75	\$4,124.75	\$0.00	\$67,875.25
404 - PMS Total:	\$91,400.00	\$9,450.97	\$9,450.97	\$716.37	\$81,232.66
500 - District Office					
0050 - CLASSROOM-GENERAL					
1000 - INSTRUCTION					
0190 - Other Salaries	\$0.00	\$11,400.00	\$11,400.00	\$0.00	(\$11,400.00)
0220 - FICA	\$0.00	\$869.99	\$869.99	\$0.00	(\$869.99)
0240 - GROUP INSURANCE	\$0.00	\$37,818.00	\$37,818.00	\$0.00	(\$37,818.00)
0270 - INDUSTRIAL INS	\$0.00	\$34,532.00	\$34,532.00	\$0.00	(\$34,532.00)
0320 - PROF/EDUC SRVS	\$0.00	(\$3,888.00)	(\$3,888.00)	\$0.00	\$3,888.00
0340 - OTHER PROF SERV	\$0.00	\$1,531.48	\$1,531.48	\$0.00	(\$1,531.48)
0610 - SUPPLIES (GEN)	\$0.00	\$14,277.71	\$14,277.71	\$6,353.25	(\$20,630.96)
0640 - Books	\$0.00	\$10,076.40	\$10,076.40	\$0.00	(\$10,076.40)
0650 - SUPPLIES TECHNOLOGY RELATED	\$0.00	\$4,757.67	\$4,757.67	\$0.00	(\$4,757.67)
0670 - SOFTWARE	\$0.00	\$65,299.16	\$65,299.16	\$0.00	(\$65,299.16)
0734 - TECH HARDWARD	\$0.00	\$169.97	\$169.97	\$0.00	(\$169.97)
2213 - Instructional Staff Training					
0580 - TRAVEL	\$0.00	\$39,630.81	\$39,630.81	\$0.00	(\$39,630.81)

Garfield County School District

General Ledger - Element Summary Report

Fiscal Year: 2024-2025 From Date:7/1/2024 To Date:6/30/2025

Account Mask: ??????????????????

Account Type: EXPENDITURE

Print accounts with zero balance
 Include Inactive Accounts
 Include PreEncumbrance

Fund / Location / Program / Function / Object	Adjusted Budget	Range To Date	Year To Date	Encumbrance	Budget Balance
0610 - SUPPLIES (GEN)	\$0.00	\$81.83	\$81.83	\$0.00	(\$81.83)
2400 - SUPPORT SERVICES - SCHOOL ADMINISTRATION					
0610 - SUPPLIES (GEN)	\$0.00	\$96.37	\$96.37	\$0.00	(\$96.37)
2500 - SUPPORT SERVICES - CENTRAL SERVICES					
0310 - OFFICIAL/ADMIN SERV	\$0.00	\$4,177.50	\$4,177.50	\$0.00	(\$4,177.50)
2600 - OPERATION & MAINTENANCE OF PLANT SERVICES					
0220 - FICA	\$0.00	\$133.49	\$133.49	\$0.00	(\$133.49)
0340 - OTHER PROF SERV	\$0.00	\$1,260.00	\$1,260.00	\$0.00	(\$1,260.00)
0411 - WATER/SEWAGE	\$0.00	\$1,532.80	\$1,532.80	\$0.00	(\$1,532.80)
0412 - DISPOSAL	\$0.00	\$1,360.00	\$1,360.00	\$0.00	(\$1,360.00)
0430 - REPAIR/MAINT SERV	\$0.00	\$2,445.50	\$2,445.50	\$0.00	(\$2,445.50)
0521 - PROPERTY INS	\$0.00	\$47,700.00	\$47,700.00	\$0.00	(\$47,700.00)
0530 - CELL PHONE	\$0.00	\$32,910.08	\$32,910.08	\$0.00	(\$32,910.08)
0621 - NATURAL GAS	\$0.00	\$3,840.82	\$3,840.82	\$0.00	(\$3,840.82)
0622 - ELECTRICITY	\$0.00	\$7,094.37	\$7,094.37	\$0.00	(\$7,094.37)
2620 - Maintenance					
0580 - TRAVEL	\$0.00	\$350.00	\$350.00	\$0.00	(\$350.00)
0670 - SOFTWARE	\$0.00	\$3,522.12	\$3,522.12	\$0.00	(\$3,522.12)
6000 - OTHER USES					
0890 - MISC EXP	\$0.00	\$25,000.00	\$25,000.00	\$0.00	(\$25,000.00)
0050 - CLASSROOM-GENERAL Total:	\$0.00	\$347,980.07	\$347,980.07	\$6,353.25	(\$354,333.32)
0230 - SPORTS					
1000 - INSTRUCTION					
0730 - EQUIPMENT	\$0.00	\$11,194.88	\$11,194.88	\$0.00	(\$11,194.88)
2710 - Vehicle Operation Services					
0172 - BUS DRIVERS	\$0.00	\$86,830.58	\$86,830.58	\$0.00	(\$86,830.58)
0210 - STATE RETIREMENT	\$0.00	\$921.13	\$921.13	\$0.00	(\$921.13)
0220 - FICA	\$0.00	\$6,849.26	\$6,849.26	\$0.00	(\$6,849.26)
0240 - GROUP INSURANCE	\$0.00	\$488.55	\$488.55	\$0.00	(\$488.55)
0230 - SPORTS Total:	\$0.00	\$106,284.40	\$106,284.40	\$0.00	(\$106,284.40)
0400 - Administration					
2130 - HEALTH SERVICES					
0143 - HEALTH SERVICES	\$0.00	\$24,300.00	\$24,300.00	\$0.00	(\$24,300.00)
0198 - Other Classified Personnel	\$0.00	\$200.00	\$200.00	\$0.00	(\$200.00)
0220 - FICA	\$0.00	\$1,920.22	\$1,920.22	\$0.00	(\$1,920.22)

Garfield County School District

General Ledger - Element Summary Report

Fiscal Year: 2024-2025 From Date:7/1/2024 To Date:6/30/2025

Account Mask: ??????????????????

Account Type: EXPENDITURE

Print accounts with zero balance
 Include Inactive Accounts
 Include PreEncumbrance

Fund / Location / Program / Function / Object	Adjusted Budget	Range To Date	Year To Date	Encumbrance	Budget Balance
0530 - CELL PHONE	\$0.00	\$600.00	\$600.00	\$0.00	(\$600.00)
0610 - SUPPLIES (GEN)	\$0.00	\$3,031.52	\$3,031.52	\$0.00	(\$3,031.52)
0810 - DUES AND FEES	\$0.00	\$248.00	\$248.00	\$0.00	(\$248.00)
2213 - Instructional Staff Training					
0610 - SUPPLIES (GEN)	\$0.00	\$2,636.25	\$2,636.25	\$0.00	(\$2,636.25)
0640 - Books	\$0.00	\$4,986.56	\$4,986.56	\$0.00	(\$4,986.56)
2300 - SUPPORT SERVICES - GENERAL DISTRICT ADMINISTRATION					
0220 - FICA	\$0.00	\$88.47	\$88.47	\$0.00	(\$88.47)
0440 - REPAIRS/MAINT	\$0.00	\$1,512.99	\$1,512.99	\$0.00	(\$1,512.99)
0522 - LIABILITY INS	\$0.00	\$39,462.84	\$39,462.84	\$0.00	(\$39,462.84)
0530 - CELL PHONE	\$0.00	\$650.00	\$650.00	\$0.00	(\$650.00)
0540 - ADVERTISING	\$0.00	\$4,032.80	\$4,032.80	\$0.00	(\$4,032.80)
0580 - TRAVEL	\$0.00	\$250.00	\$250.00	\$0.00	(\$250.00)
0610 - SUPPLIES (GEN)	\$0.00	\$47,842.14	\$47,842.14	\$0.00	(\$47,842.14)
0670 - SOFTWARE	\$0.00	\$1,370.00	\$1,370.00	\$0.00	(\$1,370.00)
0810 - DUES AND FEES	\$0.00	\$7,533.00	\$7,533.00	\$0.00	(\$7,533.00)
0890 - MISC EXP	\$0.00	\$5,767.18	\$5,767.18	\$0.00	(\$5,767.18)
2310 - BOARD OF EDUCATION SERVICES					
0111 - SCHOOL BOARD	\$0.00	\$15,000.00	\$15,000.00	\$0.00	(\$15,000.00)
0220 - FICA	\$0.00	\$1,281.40	\$1,281.40	\$0.00	(\$1,281.40)
0240 - GROUP INSURANCE	\$0.00	\$81,850.00	\$81,850.00	\$0.00	(\$81,850.00)
0242 - GRP Ins - Life	\$0.00	\$2,260.00	\$2,260.00	\$0.00	(\$2,260.00)
0580 - TRAVEL	\$0.00	\$6,495.67	\$6,495.67	\$0.00	(\$6,495.67)
0610 - SUPPLIES (GEN)	\$0.00	\$3,327.44	\$3,327.44	\$9.00	(\$3,336.44)
2316 - INDEPENDENT AUDIT SERVICES					
0340 - OTHER PROF SERV	\$0.00	\$33,700.00	\$33,700.00	\$0.00	(\$33,700.00)
2317 - LEGAL SERVICES					
0349 - Legal Services	\$0.00	\$2,450.70	\$2,450.70	\$0.00	(\$2,450.70)
2320 - DISTRICT EXECUTIVE ADMINISTRATION SERVICES					
0112 - ADMIN PERSONNEL	\$0.00	\$169,144.36	\$169,144.36	\$0.00	(\$169,144.36)
0210 - STATE RETIREMENT	\$0.00	\$41,964.32	\$41,964.32	\$0.00	(\$41,964.32)
0220 - FICA	\$0.00	\$12,506.66	\$12,506.66	\$0.00	(\$12,506.66)
0240 - GROUP INSURANCE	\$0.00	\$24,456.00	\$24,456.00	\$0.00	(\$24,456.00)
0580 - TRAVEL	\$0.00	\$4,601.85	\$4,601.85	\$0.00	(\$4,601.85)
0650 - SUPPLIES TECHNOLOGY RELATED	\$0.00	(\$487.00)	(\$487.00)	\$0.00	\$487.00

Garfield County School District

General Ledger - Element Summary Report

Fiscal Year: 2024-2025 From Date:7/1/2024 To Date:6/30/2025

Account Mask: ??????????????????

Account Type: EXPENDITURE

Print accounts with zero balance
 Include Inactive Accounts
 Include PreEncumbrance

Fund / Location / Program / Function / Object	Adjusted Budget	Range To Date	Year To Date	Encumbrance	Budget Balance
2321 - OFFICE OF THE SUPERINTENDENT					
0610 - SUPPLIES (GEN)	\$0.00	\$2,700.09	\$2,700.09	\$0.00	(\$2,700.09)
2500 - SUPPORT SERVICES - CENTRAL SERVICES					
0151 - ACCOUNTING	\$0.00	\$239,427.66	\$239,427.66	\$0.00	(\$239,427.66)
0198 - Other Classified Personnel	\$0.00	\$1,054.90	\$1,054.90	\$0.00	(\$1,054.90)
0210 - STATE RETIREMENT	\$0.00	\$50,040.13	\$50,040.13	\$0.00	(\$50,040.13)
0220 - FICA	\$0.00	\$18,846.69	\$18,846.69	\$0.00	(\$18,846.69)
0240 - GROUP INSURANCE	\$0.00	\$39,320.00	\$39,320.00	\$0.00	(\$39,320.00)
0241 - PEHP Opt-Out	\$0.00	\$6,780.00	\$6,780.00	\$0.00	(\$6,780.00)
0290 - Life, AD&D, LTD	\$0.00	\$9,800.39	\$9,800.39	\$0.00	(\$9,800.39)
0340 - OTHER PROF SERV	\$0.00	\$36,559.97	\$36,559.97	\$0.00	(\$36,559.97)
0540 - ADVERTISING	\$0.00	\$100.00	\$100.00	\$0.00	(\$100.00)
0580 - TRAVEL	\$0.00	\$1,172.26	\$1,172.26	\$3,597.00	(\$4,769.26)
0610 - SUPPLIES (GEN)	\$0.00	\$10,199.83	\$10,199.83	\$8.22	(\$10,208.05)
0670 - SOFTWARE	\$0.00	\$65,924.56	\$65,924.56	\$840.00	(\$66,764.56)
0810 - DUES AND FEES	\$0.00	\$5,304.85	\$5,304.85	\$0.00	(\$5,304.85)
0890 - MISC EXP	\$0.00	\$2,250.00	\$2,250.00	\$0.00	(\$2,250.00)
2510 - FISCAL SERVICES					
0114 - BUSINESS ADMINISTRATOR	\$0.00	\$130,189.19	\$130,189.19	\$0.00	(\$130,189.19)
0210 - STATE RETIREMENT	\$0.00	\$25,517.66	\$25,517.66	\$0.00	(\$25,517.66)
0220 - FICA	\$0.00	\$9,422.10	\$9,422.10	\$0.00	(\$9,422.10)
0240 - GROUP INSURANCE	\$0.00	\$24,456.00	\$24,456.00	\$0.00	(\$24,456.00)
2580 - ADMINISTRATIVE TECHNOLOGY SERVICES					
0115 - DIRECTORS	\$0.00	\$53,331.12	\$53,331.12	\$0.00	(\$53,331.12)
0184 - Technology	\$0.00	\$17,627.64	\$17,627.64	\$0.00	(\$17,627.64)
0198 - Other Classified Personnel	\$0.00	\$352.45	\$352.45	\$0.00	(\$352.45)
0210 - STATE RETIREMENT	\$0.00	\$13,978.94	\$13,978.94	\$0.00	(\$13,978.94)
0220 - FICA	\$0.00	\$5,385.49	\$5,385.49	\$0.00	(\$5,385.49)
0240 - GROUP INSURANCE	\$0.00	\$24,119.89	\$24,119.89	\$0.00	(\$24,119.89)
0350 - Purchased Services	\$0.00	\$4,785.62	\$4,785.62	\$0.00	(\$4,785.62)
0530 - CELL PHONE	\$0.00	\$600.00	\$600.00	\$0.00	(\$600.00)
0580 - TRAVEL	\$0.00	\$1,505.62	\$1,505.62	\$0.00	(\$1,505.62)
0610 - SUPPLIES (GEN)	\$0.00	\$11,229.03	\$11,229.03	\$0.00	(\$11,229.03)
0650 - SUPPLIES TECHNOLOGY RELATED	\$0.00	\$1,122.35	\$1,122.35	\$0.00	(\$1,122.35)
0670 - SOFTWARE	\$0.00	\$25,658.39	\$25,658.39	\$0.00	(\$25,658.39)

Garfield County School District

General Ledger - Element Summary Report

Fiscal Year: 2024-2025 From Date:7/1/2024 To Date:6/30/2025

Account Mask: ??????????????????

Account Type: EXPENDITURE

Print accounts with zero balance
 Include Inactive Accounts
 Include PreEncumbrance

Fund / Location / Program / Function / Object	Adjusted Budget	Range To Date	Year To Date	Encumbrance	Budget Balance
0734 - TECH HARDWARD	\$0.00	\$20,414.37	\$20,414.37	\$0.00	(\$20,414.37)
2590 - OTHER SUPPORT SERVICES					
0340 - OTHER PROF SERV	\$0.00	\$6,375.00	\$6,375.00	\$0.00	(\$6,375.00)
2600 - OPERATION & MAINTENANCE OF PLANT SERVICES					
0181 - SUPERVISOR	\$0.00	\$230,079.80	\$230,079.80	\$0.00	(\$230,079.80)
0198 - Other Classified Personnel	\$0.00	\$1,050.00	\$1,050.00	\$0.00	(\$1,050.00)
0210 - STATE RETIREMENT	\$0.00	\$53,781.91	\$53,781.91	\$0.00	(\$53,781.91)
0220 - FICA	\$0.00	\$18,225.48	\$18,225.48	\$0.00	(\$18,225.48)
0240 - GROUP INSURANCE	\$0.00	\$50,952.00	\$50,952.00	\$0.00	(\$50,952.00)
0242 - GRP Ins - Life	\$0.00	\$13,560.00	\$13,560.00	\$0.00	(\$13,560.00)
0580 - TRAVEL	\$0.00	\$961.58	\$961.58	\$0.00	(\$961.58)
0610 - SUPPLIES (GEN)	\$0.00	\$34.92	\$34.92	\$0.00	(\$34.92)
2610 - Custodial					
0610 - SUPPLIES (GEN)	\$0.00	\$2,373.95	\$2,373.95	\$257.35	(\$2,631.30)
2620 - Maintenance					
0610 - SUPPLIES (GEN)	\$0.00	\$3,947.37	\$3,947.37	\$0.00	(\$3,947.37)
2650 - VEHICLE SERVICING AND MAINTENANCE SERVICES					
0430 - REPAIR/MAINT SERV	\$0.00	\$4,104.00	\$4,104.00	\$0.00	(\$4,104.00)
0521 - PROPERTY INS	\$0.00	\$14,750.00	\$14,750.00	\$0.00	(\$14,750.00)
0400 - Administration Total:	\$0.00	\$1,804,356.57	\$1,804,356.57	\$4,711.57	(\$1,809,068.14)
0500 - UNIQUE LOCAL REGULAR PROGRAMS					
2570 - PERSONNEL SERVICES					
0190 - Other Salaries	\$0.00	\$0.08	\$0.08	\$0.00	(\$0.08)
0210 - STATE RETIREMENT	\$0.00	\$1.96	\$1.96	\$0.00	(\$1.96)
0220 - FICA	\$0.00	\$0.77	\$0.77	\$0.00	(\$0.77)
0290 - Life, AD&D, LTD	\$0.00	\$10.00	\$10.00	\$0.00	(\$10.00)
3390 - OTHER COMMUNITY SERVICES					
0630 - FOOD	\$0.00	\$1,368.67	\$1,368.67	\$0.00	(\$1,368.67)
0500 - UNIQUE LOCAL REGULAR PROGRAMS Total:	\$0.00	\$1,381.48	\$1,381.48	\$0.00	(\$1,381.48)
1205 - SPECIAL EDUCATION -- ADD ON					
1000 - INSTRUCTION					
0220 - FICA	\$0.00	\$50.05	\$50.05	\$7.70	(\$57.75)
0530 - CELL PHONE	\$0.00	\$650.00	\$650.00	\$100.00	(\$750.00)
0580 - TRAVEL	\$0.00	\$189.00	\$189.00	\$0.00	(\$189.00)
0610 - SUPPLIES (GEN)	\$0.00	\$4,633.59	\$4,633.59	\$0.00	(\$4,633.59)

Garfield County School District

General Ledger - Element Summary Report

Fiscal Year: 2024-2025 From Date:7/1/2024 To Date:6/30/2025

Account Mask: ??????????????????

Account Type: EXPENDITURE

Print accounts with zero balance
 Include Inactive Accounts
 Include PreEncumbrance

Fund / Location / Program / Function / Object	Adjusted Budget	Range To Date	Year To Date	Encumbrance	Budget Balance
0736 - SOFTWARE	\$0.00	\$3,114.59	\$3,114.59	\$0.00	(\$3,114.59)
2100 - SUPPORT SERVICES - STUDENTS					
0131 - TEACHERS	\$0.00	\$9,300.00	\$9,300.00	\$0.00	(\$9,300.00)
0210 - STATE RETIREMENT	\$0.00	\$2,156.67	\$2,156.67	\$0.00	(\$2,156.67)
0220 - FICA	\$0.00	\$690.27	\$690.27	\$0.00	(\$690.27)
2500 - SUPPORT SERVICES - CENTRAL SERVICES					
0115 - DIRECTORS	\$0.00	\$45,937.07	\$45,937.07	\$5,997.54	(\$51,934.61)
0140 - Other Licensed Salaries	\$0.00	\$352.45	\$352.45	\$0.00	(\$352.45)
0210 - STATE RETIREMENT	\$0.00	\$9,035.76	\$9,035.76	\$1,170.72	(\$10,206.48)
0220 - FICA	\$0.00	\$3,539.56	\$3,539.56	\$458.56	(\$3,998.12)
1205 - SPECIAL EDUCATION -- ADD ON Total:	\$0.00	\$79,649.01	\$79,649.01	\$7,734.52	(\$87,383.53)
1215 - SPECIAL EDUCATION -- PRESCHOOL					
1000 - INSTRUCTION					
0131 - TEACHERS	\$0.00	\$13,929.19	\$13,929.19	\$1,879.74	(\$15,808.93)
0210 - STATE RETIREMENT	\$0.00	\$2,722.75	\$2,722.75	\$366.92	(\$3,089.67)
0220 - FICA	\$0.00	\$1,065.05	\$1,065.05	\$143.72	(\$1,208.77)
0610 - SUPPLIES (GEN)	\$0.00	\$165.00	\$165.00	\$0.00	(\$165.00)
1215 - SPECIAL EDUCATION -- PRESCHOOL Total:	\$0.00	\$17,881.99	\$17,881.99	\$2,390.38	(\$20,272.37)
1609 - ADULT HIGH SCHOOL					
1000 - INSTRUCTION					
0131 - TEACHERS	\$0.00	\$87,300.00	\$87,300.00	\$11,700.00	(\$99,000.00)
0140 - Other Licensed Salaries	\$0.00	\$350.00	\$350.00	\$0.00	(\$350.00)
0210 - STATE RETIREMENT	\$0.00	\$20,326.11	\$20,326.11	\$2,713.24	(\$23,039.35)
0220 - FICA	\$0.00	\$6,371.45	\$6,371.45	\$837.10	(\$7,208.55)
0240 - GROUP INSURANCE	\$0.00	\$23,183.16	\$23,183.16	\$3,311.88	(\$26,495.04)
0340 - OTHER PROF SERV	\$0.00	\$4,076.22	\$4,076.22	\$0.00	(\$4,076.22)
0530 - CELL PHONE	\$0.00	\$1,180.21	\$1,180.21	\$100.00	(\$1,280.21)
0580 - TRAVEL	\$0.00	\$1,683.68	\$1,683.68	\$0.00	(\$1,683.68)
0610 - SUPPLIES (GEN)	\$0.00	\$1,511.78	\$1,511.78	\$0.00	(\$1,511.78)
0641 - TEXTBOOKS	\$0.00	\$1,395.20	\$1,395.20	\$0.00	(\$1,395.20)
0670 - SOFTWARE	\$0.00	\$16,200.00	\$16,200.00	\$0.00	(\$16,200.00)
0735 - NON-BUS VEHICLES	\$0.00	\$0.00	\$0.00	\$18,362.84	(\$18,362.84)
0810 - DUES AND FEES	\$0.00	\$300.00	\$300.00	\$0.00	(\$300.00)
2400 - SUPPORT SERVICES - SCHOOL ADMINISTRATION					
0152 - SECRETARIAL	\$0.00	\$22,698.69	\$22,698.69	\$0.00	(\$22,698.69)

Garfield County School District

General Ledger - Element Summary Report

Fiscal Year: 2024-2025 From Date:7/1/2024 To Date:6/30/2025

Account Mask: ??????????????????

Account Type: EXPENDITURE

Print accounts with zero balance
 Include Inactive Accounts
 Include PreEncumbrance

Fund / Location / Program / Function / Object	Adjusted Budget	Range To Date	Year To Date	Encumbrance	Budget Balance
0198 - Other Classified Personnel	\$0.00	\$200.00	\$200.00	\$0.00	(\$200.00)
0220 - FICA	\$0.00	\$1,751.75	\$1,751.75	\$0.00	(\$1,751.75)
2500 - SUPPORT SERVICES - CENTRAL SERVICES					
0580 - TRAVEL	\$0.00	\$50.00	\$50.00	\$0.00	(\$50.00)
1609 - ADULT HIGH SCHOOL Total:	\$0.00	\$188,578.25	\$188,578.25	\$37,025.06	(\$225,603.31)
5315 - PUPIL TRANSPORTATION					
2700 - STUDENT TRANSPORTATION SERVICES					
0152 - SECRETARIAL	\$0.00	\$2,469.79	\$2,469.79	\$0.00	(\$2,469.79)
0173 - MECHANICS	\$0.00	\$68,805.23	\$68,805.23	\$0.00	(\$68,805.23)
0198 - Other Classified Personnel	\$0.00	\$352.45	\$352.45	\$0.00	(\$352.45)
0210 - STATE RETIREMENT	\$0.00	\$13,573.23	\$13,573.23	\$0.00	(\$13,573.23)
0220 - FICA	\$0.00	\$5,417.76	\$5,417.76	\$0.00	(\$5,417.76)
0340 - OTHER PROF SERV	\$0.00	\$21,962.49	\$21,962.49	\$0.00	(\$21,962.49)
0430 - REPAIR/MAINT SERV	\$0.00	\$8,655.22	\$8,655.22	\$0.00	(\$8,655.22)
0514 - Student Allowance	\$0.00	\$16,703.70	\$16,703.70	\$0.00	(\$16,703.70)
0530 - CELL PHONE	\$0.00	\$600.00	\$600.00	\$0.00	(\$600.00)
0580 - TRAVEL	\$0.00	\$782.91	\$782.91	\$0.00	(\$782.91)
0610 - SUPPLIES (GEN)	\$0.00	\$1,451.99	\$1,451.99	\$0.00	(\$1,451.99)
0626 - MOTOR FUEL	\$0.00	\$92,749.30	\$92,749.30	\$0.00	(\$92,749.30)
0670 - SOFTWARE	\$0.00	\$3,158.10	\$3,158.10	\$0.00	(\$3,158.10)
0681 - LUBRICANTS	\$0.00	\$879.20	\$879.20	\$0.00	(\$879.20)
0682 - TIRES AND TUBES	\$0.00	\$11,955.52	\$11,955.52	\$0.00	(\$11,955.52)
0683 - REPAIR PARTS	\$0.00	\$31,765.70	\$31,765.70	\$0.00	(\$31,765.70)
2710 - Vehicle Operation Services					
0172 - BUS DRIVERS	\$0.00	\$109,621.43	\$109,621.43	\$0.00	(\$109,621.43)
0198 - Other Classified Personnel	\$0.00	\$1,775.00	\$1,775.00	\$0.00	(\$1,775.00)
0210 - STATE RETIREMENT	\$0.00	\$4,630.81	\$4,630.81	\$0.00	(\$4,630.81)
0220 - FICA	\$0.00	\$8,458.42	\$8,458.42	\$0.00	(\$8,458.42)
0240 - GROUP INSURANCE	\$0.00	\$5,189.27	\$5,189.27	\$0.00	(\$5,189.27)
2790 - OTHER STUDENT TRANSPORTATION SERVICES					
0172 - BUS DRIVERS	\$0.00	\$8,572.52	\$8,572.52	\$0.00	(\$8,572.52)
0210 - STATE RETIREMENT	\$0.00	\$233.41	\$233.41	\$0.00	(\$233.41)
0220 - FICA	\$0.00	\$667.55	\$667.55	\$0.00	(\$667.55)
0240 - GROUP INSURANCE	\$0.00	\$170.89	\$170.89	\$0.00	(\$170.89)
5315 - PUPIL TRANSPORTATION Total:	\$0.00	\$420,601.89	\$420,601.89	\$0.00	(\$420,601.89)

Garfield County School District

General Ledger - Element Summary Report

Fiscal Year: 2024-2025 From Date:7/1/2024 To Date:6/30/2025

Account Mask: ??????????????????

Account Type: EXPENDITURE

Print accounts with zero balance
 Include Inactive Accounts
 Include PreEncumbrance

Fund / Location / Program / Function / Object	Adjusted Budget	Range To Date	Year To Date	Encumbrance	Budget Balance
5321 - DISCRETIONARY					
2510 - FISCAL SERVICES					
0345 - Business Services	\$0.00	\$52,500.00	\$52,500.00	\$7,680.00	(\$60,180.00)
5321 - DISCRETIONARY Total:					
	\$0.00	\$52,500.00	\$52,500.00	\$7,680.00	(\$60,180.00)
5344 - STUDENTS AT-RISK (EARS)					
1000 - INSTRUCTION					
0640 - Books	\$0.00	\$20,570.00	\$20,570.00	\$0.00	(\$20,570.00)
5344 - STUDENTS AT-RISK (EARS) Total:					
	\$0.00	\$20,570.00	\$20,570.00	\$0.00	(\$20,570.00)
5608 - GANG PREVENTION					
1000 - INSTRUCTION					
0610 - SUPPLIES (GEN)	\$0.00	\$73.52	\$73.52	\$0.00	(\$73.52)
5608 - GANG PREVENTION Total:					
	\$0.00	\$73.52	\$73.52	\$0.00	(\$73.52)
5613 - CORRECTIONS EDUCATION					
1000 - INSTRUCTION					
0131 - TEACHERS	\$0.00	\$23,100.00	\$23,100.00	\$3,300.00	(\$26,400.00)
0210 - STATE RETIREMENT	\$0.00	\$5,356.82	\$5,356.82	\$765.26	(\$6,122.08)
0220 - FICA	\$0.00	\$1,658.88	\$1,658.88	\$234.12	(\$1,893.00)
0240 - GROUP INSURANCE	\$0.00	\$6,538.84	\$6,538.84	\$934.12	(\$7,472.96)
5613 - CORRECTIONS EDUCATION Total:					
	\$0.00	\$36,654.54	\$36,654.54	\$5,233.50	(\$41,888.04)
5618 - State Professional Dev					
1000 - INSTRUCTION					
0670 - SOFTWARE	\$0.00	\$47,950.00	\$47,950.00	\$0.00	(\$47,950.00)
5618 - State Professional Dev Total:					
	\$0.00	\$47,950.00	\$47,950.00	\$0.00	(\$47,950.00)
5651 - EDUCATOR PAID PROFESSIONAL HOURS					
1000 - INSTRUCTION					
0131 - TEACHERS	\$0.00	\$1,167.81	\$1,167.81	\$0.00	(\$1,167.81)
0210 - STATE RETIREMENT	\$0.00	\$227.95	\$227.95	\$0.00	(\$227.95)
0220 - FICA	\$0.00	\$87.96	\$87.96	\$0.00	(\$87.96)
5651 - EDUCATOR PAID PROFESSIONAL HOURS Total:					
	\$0.00	\$1,483.72	\$1,483.72	\$0.00	(\$1,483.72)
5655 - Digital Teaching & Learning					
1000 - INSTRUCTION					
0580 - TRAVEL	\$0.00	(\$80.99)	(\$80.99)	\$0.00	\$80.99
0650 - SUPPLIES TECHNOLOGY RELATED	\$0.00	\$79,500.00	\$79,500.00	\$0.00	(\$79,500.00)
0734 - TECH HARDWARD	\$0.00	\$22,540.00	\$22,540.00	\$0.00	(\$22,540.00)
5655 - Digital Teaching & Learning Total:					
	\$0.00	\$101,959.01	\$101,959.01	\$0.00	(\$101,959.01)

Garfield County School District

General Ledger - Element Summary Report

Fiscal Year: 2024-2025 From Date:7/1/2024 To Date:6/30/2025

Account Mask: ??????????????????

Account Type: EXPENDITURE

Print accounts with zero balance
 Include Inactive Accounts
 Include PreEncumbrance

Fund / Location / Program / Function / Object	Adjusted Budget	Range To Date	Year To Date	Encumbrance	Budget Balance
5666 - PROFESSIONAL DEV. GRANTS					
1000 - INSTRUCTION					
0640 - Books	\$0.00	\$99.00	\$99.00	\$0.00	(\$99.00)
2213 - Instructional Staff Training					
0670 - SOFTWARE	\$0.00	(\$297.00)	(\$297.00)	\$0.00	\$297.00
5666 - PROFESSIONAL DEV. GRANTS Total:					
	\$0.00	(\$198.00)	(\$198.00)	\$0.00	\$198.00
5671 - VOLUNTEERISM					
1000 - INSTRUCTION					
0131 - TEACHERS	\$0.00	\$10,917.10	\$10,917.10	\$1,050.50	(\$11,967.60)
0141 - SOCIAL WORK	\$0.00	\$3.96	\$3.96	\$0.00	(\$3.96)
0210 - STATE RETIREMENT	\$0.00	\$2,377.04	\$2,377.04	\$243.62	(\$2,620.66)
0220 - FICA	\$0.00	\$949.00	\$949.00	\$75.52	(\$1,024.52)
0240 - GROUP INSURANCE	\$0.00	\$1,263.50	\$1,263.50	\$361.00	(\$1,624.50)
0241 - PEHP Opt-Out	\$0.00	\$1,695.00	\$1,695.00	\$0.00	(\$1,695.00)
2400 - SUPPORT SERVICES - SCHOOL ADMINISTRATION					
0121 - PRINCIPALS	\$0.00	\$5,944.08	\$5,944.08	\$0.00	(\$5,944.08)
0210 - STATE RETIREMENT	\$0.00	\$1,160.28	\$1,160.28	\$0.00	(\$1,160.28)
0220 - FICA	\$0.00	\$454.57	\$454.57	\$0.00	(\$454.57)
5671 - VOLUNTEERISM Total:					
	\$0.00	\$24,764.53	\$24,764.53	\$1,730.64	(\$26,495.17)
5677 - CTE Computer Grant					
1000 - INSTRUCTION					
0580 - TRAVEL	\$0.00	\$910.76	\$910.76	\$0.00	(\$910.76)
0610 - SUPPLIES (GEN)	\$0.00	\$70,197.34	\$70,197.34	\$0.00	(\$70,197.34)
0650 - SUPPLIES TECHNOLOGY RELATED	\$0.00	\$52.38	\$52.38	\$0.00	(\$52.38)
0670 - SOFTWARE	\$0.00	\$20,125.65	\$20,125.65	\$2,808.15	(\$22,933.80)
0734 - TECH HARDWARD	\$0.00	\$1,790.00	\$1,790.00	\$0.00	(\$1,790.00)
2212 - INSTRUCTION AND CURRICULUM DEVELOPMENT SERVICES					
0131 - TEACHERS	\$0.00	\$72,712.26	\$72,712.26	\$9,878.48	(\$82,590.74)
0140 - Other Licensed Salaries	\$0.00	\$352.45	\$352.45	\$0.00	(\$352.45)
0210 - STATE RETIREMENT	\$0.00	\$14,262.21	\$14,262.21	\$1,928.28	(\$16,190.49)
0220 - FICA	\$0.00	\$5,471.23	\$5,471.23	\$738.13	(\$6,209.36)
0240 - GROUP INSURANCE	\$0.00	\$25,007.03	\$25,007.03	\$3,572.09	(\$28,579.12)
0580 - TRAVEL	\$0.00	\$212.34	\$212.34	\$0.00	(\$212.34)
2213 - Instructional Staff Training					
0580 - TRAVEL	\$0.00	\$15.00	\$15.00	\$0.00	(\$15.00)

Garfield County School District

General Ledger - Element Summary Report

Fiscal Year: 2024-2025 From Date:7/1/2024 To Date:6/30/2025

Account Mask: ??????????????????

Account Type: EXPENDITURE

Print accounts with zero balance
 Include Inactive Accounts
 Include PreEncumbrance

Fund / Location / Program / Function / Object	Adjusted Budget	Range To Date	Year To Date	Encumbrance	Budget Balance
5677 - CTE Computer Grant Total:	\$0.00	\$211,108.65	\$211,108.65	\$18,925.13	(\$230,033.78)
5678 - TEACHER & STUDENT SUCESS ACT					
1000 - INSTRUCTION					
0131 - TEACHERS	\$0.00	\$6,881.90	\$6,881.90	\$920.54	(\$7,802.44)
0190 - Other Salaries	\$0.00	\$8,006.56	\$8,006.56	\$0.00	(\$8,006.56)
0210 - STATE RETIREMENT	\$0.00	\$3,298.99	\$3,298.99	\$193.14	(\$3,492.13)
0220 - FICA	\$0.00	\$1,130.00	\$1,130.00	\$69.77	(\$1,199.77)
0240 - GROUP INSURANCE	\$0.00	\$1,686.54	\$1,686.54	\$231.66	(\$1,918.20)
2212 - INSTRUCTION AND CURRICULUM DEVELOPMENT SERVICES					
0580 - TRAVEL	\$0.00	(\$11.00)	(\$11.00)	\$0.00	\$11.00
5678 - TEACHER & STUDENT SUCESS ACT Total:	\$0.00	\$20,992.99	\$20,992.99	\$1,415.11	(\$22,408.10)
5679 - STUDENT HEALTH & COUNSELING					
2100 - SUPPORT SERVICES - STUDENTS					
0190 - Other Salaries	\$0.00	\$300.00	\$300.00	\$0.00	(\$300.00)
0210 - STATE RETIREMENT	\$0.00	\$69.57	\$69.57	\$0.00	(\$69.57)
0220 - FICA	\$0.00	\$22.06	\$22.06	\$0.00	(\$22.06)
2110 - ATTENDANCE AND SOCIAL WORK SERVICES					
0140 - Other Licensed Salaries	\$0.00	\$352.45	\$352.45	\$0.00	(\$352.45)
0141 - SOCIAL WORK	\$0.00	\$63,850.95	\$63,850.95	\$5,125.95	(\$68,976.90)
0210 - STATE RETIREMENT	\$0.00	\$4,373.16	\$4,373.16	\$1,000.58	(\$5,373.74)
0220 - FICA	\$0.00	\$3,694.47	\$3,694.47	\$478.90	(\$4,173.37)
0241 - PEHP Opt-Out	\$0.00	\$7,910.00	\$7,910.00	\$1,130.00	(\$9,040.00)
2130 - HEALTH SERVICES					
0610 - SUPPLIES (GEN)	\$0.00	\$149.15	\$149.15	\$0.00	(\$149.15)
5679 - STUDENT HEALTH & COUNSELING Total:	\$0.00	\$80,721.81	\$80,721.81	\$7,735.43	(\$88,457.24)
5697 - EARLY LITERACY OUTCOME - EL COACHES					
1000 - INSTRUCTION					
0131 - TEACHERS	\$0.00	\$212,667.50	\$212,667.50	\$26,530.80	(\$239,198.30)
0140 - Other Licensed Salaries	\$0.00	\$700.00	\$700.00	\$0.00	(\$700.00)
0210 - STATE RETIREMENT	\$0.00	\$49,479.98	\$49,479.98	\$6,152.50	(\$55,632.48)
0220 - FICA	\$0.00	\$16,186.84	\$16,186.84	\$2,011.40	(\$18,198.24)
0240 - GROUP INSURANCE	\$0.00	\$52,554.72	\$52,554.72	\$7,449.72	(\$60,004.44)
5697 - EARLY LITERACY OUTCOME - EL COACHES Total:	\$0.00	\$331,589.04	\$331,589.04	\$42,144.42	(\$373,733.46)
5805 - K-3 READING					

Garfield County School District

General Ledger - Element Summary Report

Fiscal Year: 2024-2025 From Date:7/1/2024 To Date:6/30/2025

Account Mask: ??????????????????

Account Type: EXPENDITURE

Print accounts with zero balance
 Include Inactive Accounts
 Include PreEncumbrance

Fund / Location / Program / Function / Object	Adjusted Budget	Range To Date	Year To Date	Encumbrance	Budget Balance
1000 - INSTRUCTION					
0220 - FICA	\$0.00	\$43.05	\$43.05	\$0.00	(\$43.05)
0241 - PEHP Opt-Out	\$0.00	\$565.00	\$565.00	\$0.00	(\$565.00)
0670 - SOFTWARE	\$0.00	\$90.00	\$90.00	\$0.00	(\$90.00)
5805 - K-3 READING Total:	\$0.00	\$698.05	\$698.05	\$0.00	(\$698.05)
5868 - Teacher Materials and Supplies					
1000 - INSTRUCTION					
0610 - SUPPLIES (GEN)	\$0.00	\$29,969.00	\$29,969.00	\$0.00	(\$29,969.00)
5868 - Teacher Materials and Supplies Total:	\$0.00	\$29,969.00	\$29,969.00	\$0.00	(\$29,969.00)
5876 - Educator Salary Adjustment					
1000 - INSTRUCTION					
0131 - TEACHERS	\$0.00	\$27,853.41	\$27,853.41	\$3,725.58	(\$31,578.99)
0210 - STATE RETIREMENT	\$0.00	\$5,897.27	\$5,897.27	\$781.70	(\$6,678.97)
0220 - FICA	\$0.00	\$2,110.52	\$2,110.52	\$282.30	(\$2,392.82)
0240 - GROUP INSURANCE	\$0.00	\$6,362.19	\$6,362.19	\$937.52	(\$7,299.71)
5876 - Educator Salary Adjustment Total:	\$0.00	\$42,223.39	\$42,223.39	\$5,727.10	(\$47,950.49)
5901 - College & Career Awareness					
1000 - INSTRUCTION					
0610 - SUPPLIES (GEN)	\$0.00	\$14.95	\$14.95	\$0.00	(\$14.95)
5901 - College & Career Awareness Total:	\$0.00	\$14.95	\$14.95	\$0.00	(\$14.95)
5902 - Work Based Learning					
1000 - INSTRUCTION					
0610 - SUPPLIES (GEN)	\$0.00	\$503.91	\$503.91	\$0.00	(\$503.91)
5902 - Work Based Learning Total:	\$0.00	\$503.91	\$503.91	\$0.00	(\$503.91)
5914 - School Safety and Support					
2200 - SUPPORT SERVICES - INSTRUCTIONAL STAFF ASSISTANCE					
0190 - Other Salaries	\$0.00	\$5,026.26	\$5,026.26	\$0.00	(\$5,026.26)
0210 - STATE RETIREMENT	\$0.00	\$985.29	\$985.29	\$0.00	(\$985.29)
0220 - FICA	\$0.00	\$375.88	\$375.88	\$0.00	(\$375.88)
0240 - GROUP INSURANCE	\$0.00	\$1,356.11	\$1,356.11	\$0.00	(\$1,356.11)
2590 - OTHER SUPPORT SERVICES					
0610 - SUPPLIES (GEN)	\$0.00	\$16,023.35	\$16,023.35	\$0.00	(\$16,023.35)
5914 - School Safety and Support Total:	\$0.00	\$23,766.89	\$23,766.89	\$0.00	(\$23,766.89)
6015 - ADMINISTRATION & SUPPORT SERVICES					

Garfield County School District

General Ledger - Element Summary Report

Fiscal Year: 2024-2025 From Date:7/1/2024 To Date:6/30/2025

Account Mask: ??????????????????

Account Type: EXPENDITURE

Print accounts with zero balance
 Include Inactive Accounts
 Include PreEncumbrance

Fund / Location / Program / Function / Object	Adjusted Budget	Range To Date	Year To Date	Encumbrance	Budget Balance
1000 - INSTRUCTION					
0580 - TRAVEL	\$0.00	\$815.20	\$815.20	\$0.00	(\$815.20)
0610 - SUPPLIES (GEN)	\$0.00	\$6,211.60	\$6,211.60	\$0.00	(\$6,211.60)
0650 - SUPPLIES TECHNOLOGY RELATED	\$0.00	\$2,699.00	\$2,699.00	\$0.00	(\$2,699.00)
2300 - SUPPORT SERVICES - GENERAL DISTRICT ADMINISTRATION					
0115 - DIRECTORS	\$0.00	\$116,599.96	\$116,599.96	\$18,333.30	(\$134,933.26)
0140 - Other Licensed Salaries	\$0.00	\$350.00	\$350.00	\$0.00	(\$350.00)
0210 - STATE RETIREMENT	\$0.00	\$27,132.29	\$27,132.29	\$4,251.49	(\$31,383.78)
0220 - FICA	\$0.00	\$8,544.78	\$8,544.78	\$1,335.51	(\$9,880.29)
0240 - GROUP INSURANCE	\$0.00	\$24,456.00	\$24,456.00	\$4,076.00	(\$28,532.00)
0530 - CELL PHONE	\$0.00	\$600.00	\$600.00	\$100.00	(\$700.00)
2490 - OTHER SUPPORT SERVICES- SCHOOL ADMINISTRATION					
0115 - DIRECTORS	\$0.00	\$18,333.34	\$18,333.34	\$0.00	(\$18,333.34)
0210 - STATE RETIREMENT	\$0.00	\$4,251.50	\$4,251.50	\$0.00	(\$4,251.50)
0220 - FICA	\$0.00	\$1,328.26	\$1,328.26	\$0.00	(\$1,328.26)
0240 - GROUP INSURANCE	\$0.00	\$4,076.00	\$4,076.00	\$0.00	(\$4,076.00)
2500 - SUPPORT SERVICES - CENTRAL SERVICES					
0610 - SUPPLIES (GEN)	\$0.00	\$13,384.99	\$13,384.99	\$0.00	(\$13,384.99)
0735 - NON-BUS VEHICLES	\$0.00	\$39,105.00	\$39,105.00	\$0.00	(\$39,105.00)
6015 - ADMINISTRATION & SUPPORT SERVICES Total:	\$0.00	\$267,887.92	\$267,887.92	\$28,096.30	(\$295,984.22)
7401 - CTE Federal Perkins					
1000 - INSTRUCTION					
0610 - SUPPLIES (GEN)	\$0.00	\$7,978.70	\$7,978.70	\$0.00	(\$7,978.70)
7401 - CTE Federal Perkins Total:	\$0.00	\$7,978.70	\$7,978.70	\$0.00	(\$7,978.70)
7524 - IDEA-B - HANDICAPPED					
1000 - INSTRUCTION					
0340 - OTHER PROF SERV	\$0.00	\$257,768.19	\$257,768.19	\$0.00	(\$257,768.19)
0580 - TRAVEL	\$0.00	\$574.04	\$574.04	\$0.00	(\$574.04)
0610 - SUPPLIES (GEN)	\$0.00	\$125.26	\$125.26	\$0.00	(\$125.26)
0670 - SOFTWARE	\$0.00	\$3,750.00	\$3,750.00	\$0.00	(\$3,750.00)
2213 - Instructional Staff Training					
0190 - Other Salaries	\$0.00	\$1,200.00	\$1,200.00	\$0.00	(\$1,200.00)
0210 - STATE RETIREMENT	\$0.00	\$240.24	\$240.24	\$0.00	(\$240.24)
0220 - FICA	\$0.00	\$91.80	\$91.80	\$0.00	(\$91.80)

Garfield County School District

General Ledger - Element Summary Report

Fiscal Year: 2024-2025 From Date:7/1/2024 To Date:6/30/2025

Account Mask: ??????????????????

Account Type: EXPENDITURE

Print accounts with zero balance
 Include Inactive Accounts
 Include PreEncumbrance

Fund / Location / Program / Function / Object	Adjusted Budget	Range To Date	Year To Date	Encumbrance	Budget Balance
7524 - IDEA-B - HANDICAPPED Total:	\$0.00	\$263,749.53	\$263,749.53	\$0.00	(\$263,749.53)
7860 - TITLE IIA					
1000 - INSTRUCTION					
0190 - Other Salaries	\$0.00	\$2,654.40	\$2,654.40	\$0.00	(\$2,654.40)
0210 - STATE RETIREMENT	\$0.00	\$570.09	\$570.09	\$0.00	(\$570.09)
0220 - FICA	\$0.00	\$203.04	\$203.04	\$0.00	(\$203.04)
0610 - SUPPLIES (GEN)	\$0.00	\$2,750.00	\$2,750.00	\$0.00	(\$2,750.00)
2212 - INSTRUCTION AND CURRICULUM DEVELOPMENT SERVICES					
0330 - Employee Training	\$0.00	\$800.00	\$800.00	\$0.00	(\$800.00)
0580 - TRAVEL	\$0.00	\$50.00	\$50.00	\$0.00	(\$50.00)
2219 - OTHER IMPROVEMENT OF INSTRUCTION SERVICES					
0315 - Management Consultants	\$0.00	\$86,050.00	\$86,050.00	\$0.00	(\$86,050.00)
7860 - TITLE IIA Total:	\$0.00	\$93,077.53	\$93,077.53	\$0.00	(\$93,077.53)
7880 - TITLE III ENGLISH ACQ					
1000 - INSTRUCTION					
0131 - TEACHERS	\$0.00	\$7,625.94	\$7,625.94	\$2,178.84	(\$9,804.78)
0210 - STATE RETIREMENT	\$0.00	\$1,488.57	\$1,488.57	\$425.31	(\$1,913.88)
0220 - FICA	\$0.00	\$570.45	\$570.45	\$162.72	(\$733.17)
0240 - GROUP INSURANCE	\$0.00	\$2,641.45	\$2,641.45	\$754.70	(\$3,396.15)
7880 - TITLE III ENGLISH ACQ Total:	\$0.00	\$12,326.41	\$12,326.41	\$3,521.57	(\$15,847.98)
7893 - Stronger Connections Grant					
1000 - INSTRUCTION					
0610 - SUPPLIES (GEN)	\$0.00	\$126.14	\$126.14	\$0.00	(\$126.14)
0670 - SOFTWARE	\$0.00	\$144.56	\$144.56	\$0.00	(\$144.56)
2110 - ATTENDANCE AND SOCIAL WORK SERVICES					
0141 - SOCIAL WORK	\$0.00	\$19,986.86	\$19,986.86	\$6,265.03	(\$26,251.89)
0210 - STATE RETIREMENT	\$0.00	\$12,060.74	\$12,060.74	\$1,222.94	(\$13,283.68)
0220 - FICA	\$0.00	\$3,351.22	\$3,351.22	\$478.96	(\$3,830.18)
0610 - SUPPLIES (GEN)	\$0.00	\$1,642.15	\$1,642.15	\$0.00	(\$1,642.15)
0670 - SOFTWARE	\$0.00	\$62.28	\$62.28	\$0.00	(\$62.28)
2130 - HEALTH SERVICES					
0340 - OTHER PROF SERV	\$0.00	\$48,060.00	\$48,060.00	\$0.00	(\$48,060.00)
7893 - Stronger Connections Grant Total:	\$0.00	\$85,433.95	\$85,433.95	\$7,966.93	(\$93,400.88)
7905 - STUDENT SUPPORT SERVICES					
1000 - INSTRUCTION					

Garfield County School District

General Ledger - Element Summary Report

Fiscal Year: 2024-2025 From Date:7/1/2024 To Date:6/30/2025

Account Mask: ??????????????????

Account Type: EXPENDITURE

Print accounts with zero balance
 Include Inactive Accounts
 Include PreEncumbrance

Fund / Location / Program / Function / Object	Adjusted Budget	Range To Date	Year To Date	Encumbrance	Budget Balance
0650 - SUPPLIES TECHNOLOGY RELATED	\$0.00	\$9,064.00	\$9,064.00	\$0.00	(\$9,064.00)
7905 - STUDENT SUPPORT SERVICES Total:	\$0.00	\$9,064.00	\$9,064.00	\$0.00	(\$9,064.00)
500 - District Office Total:	\$0.00	\$4,733,577.70	\$4,733,577.70	\$188,390.91	(\$4,921,968.61)
704 - Bryce Valley High					
0050 - CLASSROOM-GENERAL					
1000 - INSTRUCTION					
0190 - Other Salaries	\$0.00	\$5,572.50	\$5,572.50	\$0.00	(\$5,572.50)
0220 - FICA	\$0.00	\$1,378.95	\$1,378.95	\$86.44	(\$1,465.39)
0240 - GROUP INSURANCE	\$0.00	\$6,303.00	\$6,303.00	\$0.00	(\$6,303.00)
0241 - PEHP Opt-Out	\$0.00	\$12,430.00	\$12,430.00	\$1,130.00	(\$13,560.00)
0610 - SUPPLIES (GEN)	\$0.00	\$791.36	\$791.36	\$0.00	(\$791.36)
0641 - TEXTBOOKS	\$0.00	(\$302.35)	(\$302.35)	\$0.00	\$302.35
0650 - SUPPLIES TECHNOLOGY RELATED	\$0.00	\$3,600.01	\$3,600.01	\$0.00	(\$3,600.01)
0670 - SOFTWARE	\$0.00	\$1,562.50	\$1,562.50	\$0.00	(\$1,562.50)
2220 - LIBRARY/MEDIA SERVICES					
0644 - LIBRARY BOOKS	\$0.00	(\$645.49)	(\$645.49)	\$0.00	\$645.49
2230 - INSTRUCTION RELATED TECHNOLOGY					
0190 - Other Salaries	\$0.00	\$2,000.50	\$2,000.50	\$0.00	(\$2,000.50)
0210 - STATE RETIREMENT	\$0.00	\$463.92	\$463.92	\$0.00	(\$463.92)
0220 - FICA	\$0.00	\$148.96	\$148.96	\$0.00	(\$148.96)
2600 - OPERATION & MAINTENANCE OF PLANT SERVICES					
0220 - FICA	\$0.00	\$46.13	\$46.13	\$0.00	(\$46.13)
0340 - OTHER PROF SERV	\$0.00	\$300.00	\$300.00	\$0.00	(\$300.00)
0411 - WATER/SEWAGE	\$0.00	\$21,924.91	\$21,924.91	\$0.00	(\$21,924.91)
0412 - DISPOSAL	\$0.00	\$3,850.00	\$3,850.00	\$0.00	(\$3,850.00)
0430 - REPAIR/MAINT SERV	\$0.00	\$26,141.35	\$26,141.35	\$0.00	(\$26,141.35)
0530 - CELL PHONE	\$0.00	\$2,201.94	\$2,201.94	\$0.00	(\$2,201.94)
0622 - ELECTRICITY	\$0.00	\$25,546.78	\$25,546.78	\$0.00	(\$25,546.78)
0623 - BOTTLED GAS	\$0.00	\$42,924.64	\$42,924.64	\$0.00	(\$42,924.64)
2610 - Custodial					
0610 - SUPPLIES (GEN)	\$0.00	\$18,699.64	\$18,699.64	\$259.05	(\$18,958.69)
2620 - Maintenance					
0350 - Purchased Services	\$0.00	\$865.00	\$865.00	\$0.00	(\$865.00)
0430 - REPAIR/MAINT SERV	\$0.00	\$8,906.94	\$8,906.94	\$0.00	(\$8,906.94)
0610 - SUPPLIES (GEN)	\$0.00	\$30,576.90	\$30,576.90	\$14,151.00	(\$44,727.90)

Garfield County School District

General Ledger - Element Summary Report

Fiscal Year: 2024-2025 From Date:7/1/2024 To Date:6/30/2025

Account Mask: ??????????????????

Account Type: EXPENDITURE

Print accounts with zero balance
 Include Inactive Accounts
 Include PreEncumbrance

Fund / Location / Program / Function / Object	Adjusted Budget	Range To Date	Year To Date	Encumbrance	Budget Balance
0050 - CLASSROOM-GENERAL Total:	\$0.00	\$215,288.09	\$215,288.09	\$15,626.49	(\$230,914.58)
0230 - SPORTS					
1000 - INSTRUCTION					
0190 - Other Salaries	\$0.00	\$58,896.59	\$58,896.59	\$0.00	(\$58,896.59)
0210 - STATE RETIREMENT	\$0.00	\$6,058.59	\$6,058.59	\$0.00	(\$6,058.59)
0220 - FICA	\$0.00	\$4,463.26	\$4,463.26	\$0.00	(\$4,463.26)
0610 - SUPPLIES (GEN)	\$0.00	\$0.00	\$0.00	\$7,502.00	(\$7,502.00)
3000 - NONINSTRUCTIONAL SERVICES					
0580 - TRAVEL	\$0.00	(\$415.24)	(\$415.24)	\$0.00	\$415.24
0230 - SPORTS Total:	\$0.00	\$69,003.20	\$69,003.20	\$7,502.00	(\$76,505.20)
0400 - Administration					
2400 - SUPPORT SERVICES - SCHOOL ADMINISTRATION					
0198 - Other Classified Personnel	\$0.00	\$481.21	\$481.21	\$0.00	(\$481.21)
0220 - FICA	\$0.00	\$36.82	\$36.82	\$0.00	(\$36.82)
0810 - DUES AND FEES	\$0.00	\$1,400.00	\$1,400.00	\$0.00	(\$1,400.00)
2410 - OFFICE OF THE PRINCIPAL					
0220 - FICA	\$0.00	\$34.03	\$34.03	\$0.00	(\$34.03)
0530 - CELL PHONE	\$0.00	\$450.00	\$450.00	\$0.00	(\$450.00)
0580 - TRAVEL	\$0.00	\$1,548.28	\$1,548.28	\$0.00	(\$1,548.28)
2500 - SUPPORT SERVICES - CENTRAL SERVICES					
0340 - OTHER PROF SERV	\$0.00	\$679.82	\$679.82	\$0.00	(\$679.82)
0400 - Administration Total:	\$0.00	\$4,630.16	\$4,630.16	\$0.00	(\$4,630.16)
1205 - SPECIAL EDUCATION -- ADD ON					
1000 - INSTRUCTION					
0161 - STAFF ASSISTANT	\$0.00	\$1,604.10	\$1,604.10	\$0.00	(\$1,604.10)
0220 - FICA	\$0.00	\$122.71	\$122.71	\$0.00	(\$122.71)
1205 - SPECIAL EDUCATION -- ADD ON Total:	\$0.00	\$1,726.81	\$1,726.81	\$0.00	(\$1,726.81)
1210 - SPECIAL EDUCATION -- SELF-CONTAINED					
1000 - INSTRUCTION					
0131 - TEACHERS	\$0.00	\$6,985.86	\$6,985.86	\$997.98	(\$7,983.84)
0210 - STATE RETIREMENT	\$0.00	\$1,620.07	\$1,620.07	\$231.44	(\$1,851.51)
0220 - FICA	\$0.00	\$502.54	\$502.54	\$71.74	(\$574.28)
0240 - GROUP INSURANCE	\$0.00	\$2,400.72	\$2,400.72	\$342.96	(\$2,743.68)
1210 - SPECIAL EDUCATION -- SELF-CONTAINED Total:	\$0.00	\$11,509.19	\$11,509.19	\$1,644.12	(\$13,153.31)
1220 - EXTENDED YEAR PROG FOR SEVERE DISAB					

Garfield County School District

General Ledger - Element Summary Report

Fiscal Year: 2024-2025 From Date: 7/1/2024 To Date: 6/30/2025

Account Mask: ??????????????????

Account Type: EXPENDITURE

Print accounts with zero balance
 Include Inactive Accounts
 Include PreEncumbrance

Fund / Location / Program / Function / Object	Adjusted Budget	Range To Date	Year To Date	Encumbrance	Budget Balance
1000 - INSTRUCTION					
0131 - TEACHERS	\$0.00	\$808.92	\$808.92	\$115.56	(\$924.48)
0161 - STAFF ASSISTANT	\$0.00	\$67.90	\$67.90	\$0.00	(\$67.90)
0210 - STATE RETIREMENT	\$0.00	\$187.60	\$187.60	\$26.80	(\$214.40)
0220 - FICA	\$0.00	\$63.48	\$63.48	\$8.32	(\$71.80)
0240 - GROUP INSURANCE	\$0.00	\$278.04	\$278.04	\$39.72	(\$317.76)
1220 - EXTENDED YEAR PROG FOR SEVERE DISAB Total:	\$0.00	\$1,405.94	\$1,405.94	\$190.40	(\$1,596.34)
1225 - SPECIAL EDUCATION -- INST/IMPACT AI					
1000 - INSTRUCTION					
0131 - TEACHERS	\$0.00	\$1,838.34	\$1,838.34	\$262.62	(\$2,100.96)
0210 - STATE RETIREMENT	\$0.00	\$426.30	\$426.30	\$60.90	(\$487.20)
0220 - FICA	\$0.00	\$132.27	\$132.27	\$18.88	(\$151.15)
0240 - GROUP INSURANCE	\$0.00	\$631.68	\$631.68	\$90.24	(\$721.92)
1225 - SPECIAL EDUCATION -- INST/IMPACT AI Total:	\$0.00	\$3,028.59	\$3,028.59	\$432.64	(\$3,461.23)
5220 - NESS - NECESSARILY EXIST. SCHOOL					
1000 - INSTRUCTION					
0131 - TEACHERS	\$0.00	\$309,498.33	\$309,498.33	\$40,451.11	(\$349,949.44)
0132 - SUB TEACHERS	\$0.00	\$7,204.71	\$7,204.71	\$0.00	(\$7,204.71)
0140 - Other Licensed Salaries	\$0.00	\$1,404.90	\$1,404.90	\$0.00	(\$1,404.90)
0190 - Other Salaries	\$0.00	\$5,523.00	\$5,523.00	\$920.50	(\$6,443.50)
0210 - STATE RETIREMENT	\$0.00	\$68,316.12	\$68,316.12	\$8,922.90	(\$77,239.02)
0220 - FICA	\$0.00	\$24,003.36	\$24,003.36	\$3,032.42	(\$27,035.78)
0240 - GROUP INSURANCE	\$0.00	\$83,885.92	\$83,885.92	\$12,643.99	(\$96,529.91)
2400 - SUPPORT SERVICES - SCHOOL ADMINISTRATION					
0121 - PRINCIPALS	\$0.00	\$128,190.00	\$128,190.00	\$0.00	(\$128,190.00)
0140 - Other Licensed Salaries	\$0.00	\$350.00	\$350.00	\$0.00	(\$350.00)
0152 - SECRETARIAL	\$0.00	\$35,661.26	\$35,661.26	\$0.00	(\$35,661.26)
0198 - Other Classified Personnel	\$0.00	\$3,086.90	\$3,086.90	\$0.00	(\$3,086.90)
0210 - STATE RETIREMENT	\$0.00	\$36,955.11	\$36,955.11	\$0.00	(\$36,955.11)
0220 - FICA	\$0.00	\$12,594.39	\$12,594.39	\$0.00	(\$12,594.39)
0240 - GROUP INSURANCE	\$0.00	\$44,724.00	\$44,724.00	\$0.00	(\$44,724.00)
2410 - OFFICE OF THE PRINCIPAL					
0220 - FICA	\$0.00	\$14.96	\$14.96	\$0.00	(\$14.96)
0530 - CELL PHONE	\$0.00	\$200.00	\$200.00	\$0.00	(\$200.00)
2610 - Custodial					

Garfield County School District

General Ledger - Element Summary Report

Fiscal Year: 2024-2025 From Date: 7/1/2024 To Date: 6/30/2025

Account Mask: ??????????????????

Account Type: EXPENDITURE

Print accounts with zero balance
 Include Inactive Accounts
 Include PreEncumbrance

Fund / Location / Program / Function / Object	Adjusted Budget	Range To Date	Year To Date	Encumbrance	Budget Balance
0182 - CUSTODIANS-REG	\$0.00	\$59,496.34	\$59,496.34	\$0.00	(\$59,496.34)
0198 - Other Classified Personnel	\$0.00	\$352.45	\$352.45	\$0.00	(\$352.45)
0210 - STATE RETIREMENT	\$0.00	\$11,730.48	\$11,730.48	\$0.00	(\$11,730.48)
0220 - FICA	\$0.00	\$5,096.88	\$5,096.88	\$0.00	(\$5,096.88)
0241 - PEHP Opt-Out	\$0.00	\$6,780.00	\$6,780.00	\$0.00	(\$6,780.00)
5220 - NESS - NECESSARILY EXIST. SCHOOL Total:	\$0.00	\$845,069.11	\$845,069.11	\$65,970.92	(\$911,040.03)
5333 - CONCURRENT ENROLLMENT					
1000 - INSTRUCTION					
0161 - STAFF ASSISTANT	\$0.00	\$10,653.48	\$10,653.48	\$0.00	(\$10,653.48)
0198 - Other Classified Personnel	\$0.00	\$200.00	\$200.00	\$0.00	(\$200.00)
0220 - FICA	\$0.00	\$830.30	\$830.30	\$0.00	(\$830.30)
0650 - SUPPLIES TECHNOLOGY RELATED	\$0.00	\$0.00	\$0.00	\$4,981.02	(\$4,981.02)
5333 - CONCURRENT ENROLLMENT Total:	\$0.00	\$11,683.78	\$11,683.78	\$4,981.02	(\$16,664.80)
5344 - STUDENTS AT-RISK (EARS)					
1000 - INSTRUCTION					
0131 - TEACHERS	\$0.00	\$47,999.06	\$47,999.06	\$5,249.04	(\$53,248.10)
0140 - Other Licensed Salaries	\$0.00	\$352.45	\$352.45	\$0.00	(\$352.45)
0190 - Other Salaries	\$0.00	\$8,028.01	\$8,028.01	\$0.00	(\$8,028.01)
0210 - STATE RETIREMENT	\$0.00	\$11,152.10	\$11,152.10	\$1,024.62	(\$12,176.72)
0220 - FICA	\$0.00	\$4,236.76	\$4,236.76	\$391.99	(\$4,628.75)
0240 - GROUP INSURANCE	\$0.00	\$15,379.75	\$15,379.75	\$1,818.15	(\$17,197.90)
5344 - STUDENTS AT-RISK (EARS) Total:	\$0.00	\$87,148.13	\$87,148.13	\$8,483.80	(\$95,631.93)
5420 - TRUSTLANDS					
1000 - INSTRUCTION					
0161 - STAFF ASSISTANT	\$32,000.00	\$2,534.40	\$2,534.40	\$0.00	\$29,465.60
0190 - Other Salaries	\$0.00	\$13,038.53	\$13,038.53	\$0.00	(\$13,038.53)
0210 - STATE RETIREMENT	\$0.00	\$2,820.37	\$2,820.37	\$0.00	(\$2,820.37)
0220 - FICA	\$0.00	\$1,182.15	\$1,182.15	\$0.00	(\$1,182.15)
2220 - LIBRARY/MEDIA SERVICES					
0162 - MEDIA NON-CERT	\$0.00	\$17,168.94	\$17,168.94	\$0.00	(\$17,168.94)
0198 - Other Classified Personnel	\$0.00	\$200.00	\$200.00	\$0.00	(\$200.00)
0220 - FICA	\$0.00	\$1,328.76	\$1,328.76	\$0.00	(\$1,328.76)
5420 - TRUSTLANDS Total:	\$32,000.00	\$38,273.15	\$38,273.15	\$0.00	(\$6,273.15)
5610 - DRIVER EDUCATION - BEHIND THE WHEEL					
1000 - INSTRUCTION					

Garfield County School District

General Ledger - Element Summary Report

Fiscal Year: 2024-2025 From Date:7/1/2024 To Date:6/30/2025

Account Mask: ??????????????????

Account Type: EXPENDITURE

Print accounts with zero balance
 Include Inactive Accounts
 Include PreEncumbrance

Fund / Location / Program / Function / Object	Adjusted Budget	Range To Date	Year To Date	Encumbrance	Budget Balance
0131 - TEACHERS	\$0.00	\$4,120.64	\$4,120.64	\$0.00	(\$4,120.64)
0210 - STATE RETIREMENT	\$0.00	\$804.35	\$804.35	\$0.00	(\$804.35)
0220 - FICA	\$0.00	\$309.80	\$309.80	\$0.00	(\$309.80)
5610 - DRIVER EDUCATION - BEHIND THE WHEEL Total:	\$0.00	\$5,234.79	\$5,234.79	\$0.00	(\$5,234.79)
5651 - EDUCATOR PAID PROFESSIONAL HOURS					
1000 - INSTRUCTION					
0131 - TEACHERS	\$0.00	\$1,289.92	\$1,289.92	\$0.00	(\$1,289.92)
0210 - STATE RETIREMENT	\$0.00	\$251.79	\$251.79	\$0.00	(\$251.79)
0220 - FICA	\$0.00	\$96.77	\$96.77	\$0.00	(\$96.77)
2400 - SUPPORT SERVICES - SCHOOL ADMINISTRATION					
0121 - PRINCIPALS	\$0.00	\$9,012.15	\$9,012.15	\$0.00	(\$9,012.15)
0210 - STATE RETIREMENT	\$0.00	\$1,942.13	\$1,942.13	\$0.00	(\$1,942.13)
0220 - FICA	\$0.00	\$669.11	\$669.11	\$0.00	(\$669.11)
5651 - EDUCATOR PAID PROFESSIONAL HOURS Total:	\$0.00	\$13,261.87	\$13,261.87	\$0.00	(\$13,261.87)
5673 - POSITIVE BEHAVIORS INTERVENTIONS					
2100 - SUPPORT SERVICES - STUDENTS					
0610 - SUPPLIES (GEN)	\$0.00	\$1,530.19	\$1,530.19	\$0.00	(\$1,530.19)
5673 - POSITIVE BEHAVIORS INTERVENTIONS Total:	\$0.00	\$1,530.19	\$1,530.19	\$0.00	(\$1,530.19)
5678 - TEACHER & STUDENT SUCESS ACT					
1000 - INSTRUCTION					
0131 - TEACHERS	\$0.00	\$24,371.58	\$24,371.58	\$2,978.22	(\$27,349.80)
0210 - STATE RETIREMENT	\$0.00	\$5,033.45	\$5,033.45	\$621.70	(\$5,655.15)
0220 - FICA	\$0.00	\$1,884.84	\$1,884.84	\$220.25	(\$2,105.09)
0240 - GROUP INSURANCE	\$0.00	\$6,067.53	\$6,067.53	\$815.88	(\$6,883.41)
0610 - SUPPLIES (GEN)	\$0.00	\$269.79	\$269.79	\$0.00	(\$269.79)
5678 - TEACHER & STUDENT SUCESS ACT Total:	\$0.00	\$37,627.19	\$37,627.19	\$4,636.05	(\$42,263.24)
5807 - TSSP					
1000 - INSTRUCTION					
0190 - Other Salaries	\$0.00	\$8,474.70	\$8,474.70	\$0.00	(\$8,474.70)
0210 - STATE RETIREMENT	\$0.00	\$2,007.66	\$2,007.66	\$0.00	(\$2,007.66)
0220 - FICA	\$0.00	\$648.32	\$648.32	\$0.00	(\$648.32)
5807 - TSSP Total:	\$0.00	\$11,130.68	\$11,130.68	\$0.00	(\$11,130.68)
5868 - Teacher Materials and Supplies					
1000 - INSTRUCTION					
0610 - SUPPLIES (GEN)	\$0.00	\$4,215.00	\$4,215.00	\$0.00	(\$4,215.00)

Garfield County School District

General Ledger - Element Summary Report

Fiscal Year: 2024-2025 From Date:7/1/2024 To Date:6/30/2025

Account Mask: ??????????????????

Account Type: EXPENDITURE

Print accounts with zero balance
 Include Inactive Accounts
 Include PreEncumbrance

Fund / Location / Program / Function / Object	Adjusted Budget	Range To Date	Year To Date	Encumbrance	Budget Balance
5868 - Teacher Materials and Supplies Total:	\$0.00	\$4,215.00	\$4,215.00	\$0.00	(\$4,215.00)
5876 - Educator Salary Adjustment					
1000 - INSTRUCTION					
0131 - TEACHERS	\$0.00	\$98,712.05	\$98,712.05	\$12,052.58	(\$110,764.63)
0210 - STATE RETIREMENT	\$0.00	\$20,386.96	\$20,386.96	\$2,516.06	(\$22,903.02)
0220 - FICA	\$0.00	\$7,633.81	\$7,633.81	\$891.32	(\$8,525.13)
0240 - GROUP INSURANCE	\$0.00	\$23,647.68	\$23,647.68	\$3,301.74	(\$26,949.42)
5876 - Educator Salary Adjustment Total:	\$0.00	\$150,380.50	\$150,380.50	\$18,761.70	(\$169,142.20)
5901 - College & Career Awareness					
1000 - INSTRUCTION					
0131 - TEACHERS	\$0.00	\$18,314.33	\$18,314.33	\$1,822.92	(\$20,137.25)
0210 - STATE RETIREMENT	\$0.00	\$3,215.97	\$3,215.97	\$355.84	(\$3,571.81)
0220 - FICA	\$0.00	\$1,563.45	\$1,563.45	\$137.18	(\$1,700.63)
0240 - GROUP INSURANCE	\$0.00	\$3,785.39	\$3,785.39	\$406.35	(\$4,191.74)
0610 - SUPPLIES (GEN)	\$0.00	\$57.97	\$57.97	\$0.00	(\$57.97)
5901 - College & Career Awareness Total:	\$0.00	\$26,937.11	\$26,937.11	\$2,722.29	(\$29,659.40)
5902 - Work Based Learning					
1000 - INSTRUCTION					
0190 - Other Salaries	\$0.00	\$2,500.00	\$2,500.00	\$0.00	(\$2,500.00)
0210 - STATE RETIREMENT	\$0.00	\$579.76	\$579.76	\$0.00	(\$579.76)
0220 - FICA	\$0.00	\$191.24	\$191.24	\$0.00	(\$191.24)
5902 - Work Based Learning Total:	\$0.00	\$3,271.00	\$3,271.00	\$0.00	(\$3,271.00)
5903 - School Counseling					
2120 - GUIDANCE SERVICES					
0140 - Other Licensed Salaries	\$0.00	\$350.00	\$350.00	\$0.00	(\$350.00)
0142 - GUIDANCE	\$0.00	\$41,933.21	\$41,933.21	\$0.00	(\$41,933.21)
0210 - STATE RETIREMENT	\$0.00	\$9,657.66	\$9,657.66	\$0.00	(\$9,657.66)
0220 - FICA	\$0.00	\$3,537.08	\$3,537.08	\$0.00	(\$3,537.08)
0241 - PEHP Opt-Out	\$0.00	\$3,955.00	\$3,955.00	\$0.00	(\$3,955.00)
0580 - TRAVEL	\$0.00	\$161.90	\$161.90	\$0.00	(\$161.90)
0610 - SUPPLIES (GEN)	\$0.00	\$2,224.49	\$2,224.49	\$0.00	(\$2,224.49)
5903 - School Counseling Total:	\$0.00	\$61,819.34	\$61,819.34	\$0.00	(\$61,819.34)
5914 - School Safety and Support					
2290 - OTHER SUPPORT SERVICES- INSTRUCTIONAL STAFF					
0190 - Other Salaries	\$0.00	\$3,000.00	\$3,000.00	\$0.00	(\$3,000.00)

Garfield County School District

General Ledger - Element Summary Report

Fiscal Year: 2024-2025 From Date:7/1/2024 To Date:6/30/2025

Account Mask: ??????????????????

Account Type: EXPENDITURE

Print accounts with zero balance
 Include Inactive Accounts
 Include PreEncumbrance

Fund / Location / Program / Function / Object	Adjusted Budget	Range To Date	Year To Date	Encumbrance	Budget Balance
0210 - STATE RETIREMENT	\$0.00	\$585.60	\$585.60	\$0.00	(\$585.60)
0220 - FICA	\$0.00	\$225.98	\$225.98	\$0.00	(\$225.98)
2620 - Maintenance					
0430 - REPAIR/MAINT SERV	\$0.00	\$49,215.25	\$49,215.25	\$0.00	(\$49,215.25)
0610 - SUPPLIES (GEN)	\$0.00	\$94.99	\$94.99	\$0.00	(\$94.99)
5914 - School Safety and Support Total:	\$0.00	\$53,121.82	\$53,121.82	\$0.00	(\$53,121.82)
6015 - ADMINISTRATION & SUPPORT SERVICES					
1000 - INSTRUCTION					
0580 - TRAVEL	\$0.00	\$376.60	\$376.60	\$0.00	(\$376.60)
6015 - ADMINISTRATION & SUPPORT SERVICES Total:	\$0.00	\$376.60	\$376.60	\$0.00	(\$376.60)
6100 - Agriculture, Food & Natural Resources					
1000 - INSTRUCTION					
0131 - TEACHERS	\$0.00	\$72,262.23	\$72,262.23	\$9,570.36	(\$81,832.59)
0140 - Other Licensed Salaries	\$0.00	\$700.00	\$700.00	\$0.00	(\$700.00)
0190 - Other Salaries	\$0.00	\$5,000.00	\$5,000.00	\$0.00	(\$5,000.00)
0210 - STATE RETIREMENT	\$0.00	\$13,889.78	\$13,889.78	\$1,868.10	(\$15,757.88)
0220 - FICA	\$0.00	\$6,821.28	\$6,821.28	\$720.70	(\$7,541.98)
0240 - GROUP INSURANCE	\$0.00	\$14,227.07	\$14,227.07	\$2,031.81	(\$16,258.88)
0610 - SUPPLIES (GEN)	\$0.00	\$1,609.82	\$1,609.82	\$0.00	(\$1,609.82)
6100 - Agriculture, Food & Natural Resources Total:	\$0.00	\$114,510.18	\$114,510.18	\$14,190.97	(\$128,701.15)
6300 - Health Science					
1000 - INSTRUCTION					
0131 - TEACHERS	\$0.00	\$6,629.69	\$6,629.69	\$0.00	(\$6,629.69)
0210 - STATE RETIREMENT	\$0.00	\$1,537.40	\$1,537.40	\$0.00	(\$1,537.40)
0220 - FICA	\$0.00	\$507.15	\$507.15	\$0.00	(\$507.15)
0610 - SUPPLIES (GEN)	\$0.00	\$895.84	\$895.84	\$0.00	(\$895.84)
6300 - Health Science Total:	\$0.00	\$9,570.08	\$9,570.08	\$0.00	(\$9,570.08)
6500 - Business & Marketing, Hospitality & Tourism					
1000 - INSTRUCTION					
0131 - TEACHERS	\$0.00	\$40,326.43	\$40,326.43	\$0.00	(\$40,326.43)
0140 - Other Licensed Salaries	\$0.00	\$352.45	\$352.45	\$0.00	(\$352.45)
0210 - STATE RETIREMENT	\$0.00	\$6,672.99	\$6,672.99	\$0.00	(\$6,672.99)
0220 - FICA	\$0.00	\$3,111.91	\$3,111.91	\$0.00	(\$3,111.91)
0240 - GROUP INSURANCE	\$0.00	\$6,608.76	\$6,608.76	\$0.00	(\$6,608.76)
0610 - SUPPLIES (GEN)	\$0.00	\$1,249.04	\$1,249.04	\$0.00	(\$1,249.04)

Garfield County School District

General Ledger - Element Summary Report

Fiscal Year: 2024-2025 From Date:7/1/2024 To Date:6/30/2025

Account Mask: ??????????????????

Account Type: EXPENDITURE

Print accounts with zero balance
 Include Inactive Accounts
 Include PreEncumbrance

Fund / Location / Program / Function / Object	Adjusted Budget	Range To Date	Year To Date	Encumbrance	Budget Balance
6500 - Business & Marketing, Hospitality & Tourism Total:	\$0.00	\$58,321.58	\$58,321.58	\$0.00	(\$58,321.58)
6800 - Engineering & Manufacturing Technology					
1000 - INSTRUCTION					
0131 - TEACHERS	\$0.00	\$12,760.46	\$12,760.46	\$1,822.93	(\$14,583.39)
0210 - STATE RETIREMENT	\$0.00	\$2,312.96	\$2,312.96	\$355.84	(\$2,668.80)
0220 - FICA	\$0.00	\$1,123.05	\$1,123.05	\$134.88	(\$1,257.93)
0240 - GROUP INSURANCE	\$0.00	\$5,687.39	\$5,687.39	\$812.73	(\$6,500.12)
0610 - SUPPLIES (GEN)	\$0.00	\$26,516.89	\$26,516.89	\$600.01	(\$27,116.90)
0650 - SUPPLIES TECHNOLOGY RELATED	\$0.00	\$130.48	\$130.48	\$0.00	(\$130.48)
6800 - Engineering & Manufacturing Technology Total:	\$0.00	\$48,531.23	\$48,531.23	\$3,726.39	(\$52,257.62)
6905 - CARL PERKINS					
2212 - INSTRUCTION AND CURRICULUM DEVELOPMENT SERVICES					
0580 - TRAVEL	\$0.00	\$257.00	\$257.00	\$0.00	(\$257.00)
6905 - CARL PERKINS Total:	\$0.00	\$257.00	\$257.00	\$0.00	(\$257.00)
7524 - IDEA-B - HANDICAPPED					
1000 - INSTRUCTION					
0131 - TEACHERS	\$0.00	\$64,006.93	\$64,006.93	\$8,078.34	(\$72,085.27)
0140 - Other Licensed Salaries	\$0.00	\$350.00	\$350.00	\$0.00	(\$350.00)
0161 - STAFF ASSISTANT	\$0.00	\$18,311.57	\$18,311.57	\$0.00	(\$18,311.57)
0198 - Other Classified Personnel	\$0.00	\$200.00	\$200.00	\$0.00	(\$200.00)
0210 - STATE RETIREMENT	\$0.00	\$14,924.35	\$14,924.35	\$1,873.36	(\$16,797.71)
0220 - FICA	\$0.00	\$6,064.81	\$6,064.81	\$580.68	(\$6,645.49)
0240 - GROUP INSURANCE	\$0.00	\$20,696.19	\$20,696.19	\$2,776.09	(\$23,472.28)
7524 - IDEA-B - HANDICAPPED Total:	\$0.00	\$124,553.85	\$124,553.85	\$13,308.47	(\$137,862.32)
7860 - TITLE IIA					
2212 - INSTRUCTION AND CURRICULUM DEVELOPMENT SERVICES					
0190 - Other Salaries	\$0.00	\$3,050.89	\$3,050.89	\$0.00	(\$3,050.89)
0210 - STATE RETIREMENT	\$0.00	\$637.03	\$637.03	\$0.00	(\$637.03)
0220 - FICA	\$0.00	\$281.25	\$281.25	\$0.00	(\$281.25)
7860 - TITLE IIA Total:	\$0.00	\$3,969.17	\$3,969.17	\$0.00	(\$3,969.17)
7880 - TITLE III ENGLISH ACQ					
1000 - INSTRUCTION					
0610 - SUPPLIES (GEN)	\$0.00	\$266.99	\$266.99	\$0.00	(\$266.99)
7880 - TITLE III ENGLISH ACQ Total:	\$0.00	\$266.99	\$266.99	\$0.00	(\$266.99)

Garfield County School District

General Ledger - Element Summary Report

Fiscal Year: 2024-2025 From Date:7/1/2024 To Date:6/30/2025

Account Mask: ??????????????????

Account Type: EXPENDITURE

Print accounts with zero balance
 Include Inactive Accounts
 Include PreEncumbrance

Fund / Location / Program / Function / Object	Adjusted Budget	Range To Date	Year To Date	Encumbrance	Budget Balance
704 - Bryce Valley High Total:	\$32,000.00	\$2,017,652.32	\$2,017,652.32	\$162,177.26	(\$2,147,829.58)
708 - Escalante High					
0050 - CLASSROOM-GENERAL					
1000 - INSTRUCTION					
0580 - TRAVEL	\$0.00	\$509.97	\$509.97	\$0.00	(\$509.97)
0650 - SUPPLIES TECHNOLOGY RELATED	\$0.00	\$3,984.06	\$3,984.06	\$0.00	(\$3,984.06)
0670 - SOFTWARE	\$0.00	\$0.00	\$0.00	\$390.00	(\$390.00)
0734 - TECH HARDWARD	\$0.00	\$1,818.00	\$1,818.00	\$0.00	(\$1,818.00)
2230 - INSTRUCTION RELATED TECHNOLOGY					
0190 - Other Salaries	\$0.00	\$1,815.37	\$1,815.37	\$0.00	(\$1,815.37)
0210 - STATE RETIREMENT	\$0.00	\$354.36	\$354.36	\$0.00	(\$354.36)
0220 - FICA	\$0.00	\$138.87	\$138.87	\$0.00	(\$138.87)
2600 - OPERATION & MAINTENANCE OF PLANT SERVICES					
0411 - WATER/SEWAGE	\$0.00	\$5,081.06	\$5,081.06	\$0.00	(\$5,081.06)
0412 - DISPOSAL	\$0.00	\$2,975.00	\$2,975.00	\$0.00	(\$2,975.00)
0430 - REPAIR/MAINT SERV	\$0.00	\$9,875.50	\$9,875.50	\$0.00	(\$9,875.50)
0441 - RENTAL of LAND AND BUILDING	\$0.00	\$860.00	\$860.00	\$0.00	(\$860.00)
0530 - CELL PHONE	\$0.00	\$1,103.58	\$1,103.58	\$0.00	(\$1,103.58)
0622 - ELECTRICITY	\$0.00	\$28,534.88	\$28,534.88	\$0.00	(\$28,534.88)
0623 - BOTTLED GAS	\$0.00	\$3,236.89	\$3,236.89	\$0.00	(\$3,236.89)
0624 - FUEL OIL	\$0.00	\$2,326.85	\$2,326.85	\$0.00	(\$2,326.85)
2610 - Custodial					
0220 - FICA	\$0.00	\$45.11	\$45.11	\$0.00	(\$45.11)
0530 - CELL PHONE	\$0.00	\$600.00	\$600.00	\$0.00	(\$600.00)
0610 - SUPPLIES (GEN)	\$0.00	\$28,435.80	\$28,435.80	\$1,255.63	(\$29,691.43)
2620 - Maintenance					
0610 - SUPPLIES (GEN)	\$0.00	\$8,512.89	\$8,512.89	\$0.00	(\$8,512.89)
0050 - CLASSROOM-GENERAL Total:	\$0.00	\$100,208.19	\$100,208.19	\$1,645.63	(\$101,853.82)
0230 - SPORTS					
1000 - INSTRUCTION					
0190 - Other Salaries	\$0.00	\$35,348.01	\$35,348.01	\$0.00	(\$35,348.01)
0210 - STATE RETIREMENT	\$0.00	\$3,740.42	\$3,740.42	\$0.00	(\$3,740.42)
0220 - FICA	\$0.00	\$2,686.19	\$2,686.19	\$0.00	(\$2,686.19)
3000 - NONINSTRUCTIONAL SERVICES					
0580 - TRAVEL	\$0.00	\$4,069.75	\$4,069.75	\$0.00	(\$4,069.75)

Garfield County School District

General Ledger - Element Summary Report

Fiscal Year: 2024-2025 From Date: 7/1/2024 To Date: 6/30/2025

Account Mask: ??????????????????

Account Type: EXPENDITURE

Print accounts with zero balance
 Include Inactive Accounts
 Include PreEncumbrance

Fund / Location / Program / Function / Object	Adjusted Budget	Range To Date	Year To Date	Encumbrance	Budget Balance
0230 - SPORTS Total:	\$0.00	\$45,844.37	\$45,844.37	\$0.00	(\$45,844.37)
0400 - Administration					
2400 - SUPPORT SERVICES - SCHOOL ADMINISTRATION					
0810 - DUES AND FEES	\$0.00	\$200.00	\$200.00	\$0.00	(\$200.00)
2410 - OFFICE OF THE PRINCIPAL					
0220 - FICA	\$0.00	\$33.84	\$33.84	\$0.00	(\$33.84)
0530 - CELL PHONE	\$0.00	\$450.00	\$450.00	\$0.00	(\$450.00)
0580 - TRAVEL	\$0.00	\$109.00	\$109.00	\$0.00	(\$109.00)
2500 - SUPPORT SERVICES - CENTRAL SERVICES					
0340 - OTHER PROF SERV	\$0.00	\$150.23	\$150.23	\$0.00	(\$150.23)
0400 - Administration Total:	\$0.00	\$943.07	\$943.07	\$0.00	(\$943.07)
1205 - SPECIAL EDUCATION -- ADD ON					
1000 - INSTRUCTION					
0131 - TEACHERS	\$0.00	\$42,729.70	\$42,729.70	\$5,128.68	(\$47,858.38)
0140 - Other Licensed Salaries	\$0.00	\$352.45	\$352.45	\$0.00	(\$352.45)
0161 - STAFF ASSISTANT	\$0.00	\$24,233.67	\$24,233.67	\$0.00	(\$24,233.67)
0198 - Other Classified Personnel	\$0.00	\$200.00	\$200.00	\$0.00	(\$200.00)
0210 - STATE RETIREMENT	\$0.00	\$8,409.62	\$8,409.62	\$1,001.12	(\$9,410.74)
0220 - FICA	\$0.00	\$5,153.04	\$5,153.04	\$392.34	(\$5,545.38)
0240 - GROUP INSURANCE	\$0.00	\$12,148.38	\$12,148.38	\$1,593.32	(\$13,741.70)
1205 - SPECIAL EDUCATION -- ADD ON Total:	\$0.00	\$93,226.86	\$93,226.86	\$8,115.46	(\$101,342.32)
1210 - SPECIAL EDUCATION -- SELF-CONTAINED					
1000 - INSTRUCTION					
0131 - TEACHERS	\$0.00	\$4,201.20	\$4,201.20	\$560.68	(\$4,761.88)
0210 - STATE RETIREMENT	\$0.00	\$820.04	\$820.04	\$109.44	(\$929.48)
0220 - FICA	\$0.00	\$320.04	\$320.04	\$42.88	(\$362.92)
0240 - GROUP INSURANCE	\$0.00	\$1,326.11	\$1,326.11	\$174.18	(\$1,500.29)
1210 - SPECIAL EDUCATION -- SELF-CONTAINED Total:	\$0.00	\$6,667.39	\$6,667.39	\$887.18	(\$7,554.57)
1220 - EXTENDED YEAR PROG FOR SEVERE DISAB					
1000 - INSTRUCTION					
0131 - TEACHERS	\$0.00	\$486.45	\$486.45	\$64.92	(\$551.37)
0190 - Other Salaries	\$0.00	\$456.00	\$456.00	\$0.00	(\$456.00)
0210 - STATE RETIREMENT	\$0.00	\$184.01	\$184.01	\$12.68	(\$196.69)
0220 - FICA	\$0.00	\$70.85	\$70.85	\$4.96	(\$75.81)
0240 - GROUP INSURANCE	\$0.00	\$153.49	\$153.49	\$20.16	(\$173.65)

Garfield County School District

General Ledger - Element Summary Report

Fiscal Year: 2024-2025 From Date:7/1/2024 To Date:6/30/2025

Account Mask: ??????????????????

Account Type: EXPENDITURE

Print accounts with zero balance
 Include Inactive Accounts
 Include PreEncumbrance

Fund / Location / Program / Function / Object	Adjusted Budget	Range To Date	Year To Date	Encumbrance	Budget Balance
1220 - EXTENDED YEAR PROG FOR SEVERE DISAB Total:	\$0.00	\$1,350.80	\$1,350.80	\$102.72	(\$1,453.52)
1225 - SPECIAL EDUCATION -- INST/IMPACT AI					
1000 - INSTRUCTION					
0131 - TEACHERS	\$0.00	\$1,105.53	\$1,105.53	\$147.54	(\$1,253.07)
0210 - STATE RETIREMENT	\$0.00	\$215.80	\$215.80	\$28.80	(\$244.60)
0220 - FICA	\$0.00	\$84.19	\$84.19	\$11.28	(\$95.47)
0240 - GROUP INSURANCE	\$0.00	\$349.00	\$349.00	\$45.84	(\$394.84)
1225 - SPECIAL EDUCATION -- INST/IMPACT AI Total:	\$0.00	\$1,754.52	\$1,754.52	\$233.46	(\$1,987.98)
1278 - Extended Yr - SpEd Educators					
1000 - INSTRUCTION					
0190 - Other Salaries	\$0.00	\$1,007.00	\$1,007.00	\$0.00	(\$1,007.00)
0210 - STATE RETIREMENT	\$0.00	\$196.55	\$196.55	\$0.00	(\$196.55)
0220 - FICA	\$0.00	\$77.05	\$77.05	\$0.00	(\$77.05)
1278 - Extended Yr - SpEd Educators Total:	\$0.00	\$1,280.60	\$1,280.60	\$0.00	(\$1,280.60)
5220 - NESS - NECESSARILY EXIST. SCHOOL					
1000 - INSTRUCTION					
0131 - TEACHERS	\$0.00	\$264,113.74	\$264,113.74	\$35,767.08	(\$299,880.82)
0132 - SUB TEACHERS	\$0.00	\$4,752.64	\$4,752.64	\$0.00	(\$4,752.64)
0140 - Other Licensed Salaries	\$0.00	\$1,733.75	\$1,733.75	\$0.00	(\$1,733.75)
0210 - STATE RETIREMENT	\$0.00	\$53,181.50	\$53,181.50	\$7,212.35	(\$60,393.85)
0220 - FICA	\$0.00	\$20,259.19	\$20,259.19	\$2,670.04	(\$22,929.23)
0240 - GROUP INSURANCE	\$0.00	\$69,523.97	\$69,523.97	\$9,890.93	(\$79,414.90)
2400 - SUPPORT SERVICES - SCHOOL ADMINISTRATION					
0121 - PRINCIPALS	\$0.00	\$61,350.00	\$61,350.00	\$0.00	(\$61,350.00)
0140 - Other Licensed Salaries	\$0.00	\$350.00	\$350.00	\$0.00	(\$350.00)
0152 - SECRETARIAL	\$0.00	\$50,096.09	\$50,096.09	\$0.00	(\$50,096.09)
0198 - Other Classified Personnel	\$0.00	\$1,696.63	\$1,696.63	\$0.00	(\$1,696.63)
0210 - STATE RETIREMENT	\$0.00	\$21,969.40	\$21,969.40	\$0.00	(\$21,969.40)
0220 - FICA	\$0.00	\$10,209.46	\$10,209.46	\$0.00	(\$10,209.46)
0240 - GROUP INSURANCE	\$0.00	\$31,157.27	\$31,157.27	\$0.00	(\$31,157.27)
2410 - OFFICE OF THE PRINCIPAL					
0220 - FICA	\$0.00	\$11.29	\$11.29	\$0.00	(\$11.29)
0530 - CELL PHONE	\$0.00	\$150.00	\$150.00	\$0.00	(\$150.00)
2610 - Custodial					
0182 - CUSTODIANS-REG	\$0.00	\$63,497.24	\$63,497.24	\$0.00	(\$63,497.24)

Garfield County School District

General Ledger - Element Summary Report

Fiscal Year: 2024-2025 From Date:7/1/2024 To Date:6/30/2025

Account Mask: ??????????????????

Account Type: EXPENDITURE

Print accounts with zero balance
 Include Inactive Accounts
 Include PreEncumbrance

Fund / Location / Program / Function / Object	Adjusted Budget	Range To Date	Year To Date	Encumbrance	Budget Balance
0198 - Other Classified Personnel	\$0.00	\$352.45	\$352.45	\$0.00	(\$352.45)
0210 - STATE RETIREMENT	\$0.00	\$11,995.81	\$11,995.81	\$0.00	(\$11,995.81)
0220 - FICA	\$0.00	\$4,788.71	\$4,788.71	\$0.00	(\$4,788.71)
0240 - GROUP INSURANCE	\$0.00	\$25,476.00	\$25,476.00	\$0.00	(\$25,476.00)
5220 - NESS - NECESSARILY EXIST. SCHOOL Total:	\$0.00	\$696,665.14	\$696,665.14	\$55,540.40	(\$752,205.54)
5420 - TRUSTLANDS					
1000 - INSTRUCTION					
0131 - TEACHERS	\$0.00	\$4,007.78	\$4,007.78	\$857.29	(\$4,865.07)
0161 - STAFF ASSISTANT	\$26,000.00	\$15,863.77	\$15,863.77	\$0.00	\$10,136.23
0198 - Other Classified Personnel	\$0.00	\$325.00	\$325.00	\$0.00	(\$325.00)
0220 - FICA	\$0.00	\$1,545.10	\$1,545.10	\$65.59	(\$1,610.69)
2220 - LIBRARY/MEDIA SERVICES					
0162 - MEDIA NON-CERT	\$0.00	\$1,516.14	\$1,516.14	\$0.00	(\$1,516.14)
0220 - FICA	\$0.00	\$115.99	\$115.99	\$0.00	(\$115.99)
5420 - TRUSTLANDS Total:	\$26,000.00	\$23,373.78	\$23,373.78	\$922.88	\$1,703.34
5610 - DRIVER EDUCATION - BEHIND THE WHEEL					
1000 - INSTRUCTION					
0190 - Other Salaries	\$0.00	\$2,416.78	\$2,416.78	\$0.00	(\$2,416.78)
0210 - STATE RETIREMENT	\$0.00	\$471.74	\$471.74	\$0.00	(\$471.74)
0220 - FICA	\$0.00	\$182.42	\$182.42	\$0.00	(\$182.42)
5610 - DRIVER EDUCATION - BEHIND THE WHEEL Total:	\$0.00	\$3,070.94	\$3,070.94	\$0.00	(\$3,070.94)
5651 - EDUCATOR PAID PROFESSIONAL HOURS					
1000 - INSTRUCTION					
0131 - TEACHERS	\$0.00	\$8,478.93	\$8,478.93	\$0.00	(\$8,478.93)
0210 - STATE RETIREMENT	\$0.00	\$1,752.29	\$1,752.29	\$0.00	(\$1,752.29)
0220 - FICA	\$0.00	\$639.18	\$639.18	\$0.00	(\$639.18)
5651 - EDUCATOR PAID PROFESSIONAL HOURS Total:	\$0.00	\$10,870.40	\$10,870.40	\$0.00	(\$10,870.40)
5677 - CTE Computer Grant					
1000 - INSTRUCTION					
0132 - SUB TEACHERS	\$0.00	\$1,629.71	\$1,629.71	\$0.00	(\$1,629.71)
0161 - STAFF ASSISTANT	\$0.00	\$22,957.22	\$22,957.22	\$3,245.61	(\$26,202.83)
0198 - Other Classified Personnel	\$0.00	\$201.40	\$201.40	\$0.00	(\$201.40)
0210 - STATE RETIREMENT	\$0.00	\$4,754.73	\$4,754.73	\$633.54	(\$5,388.27)
0220 - FICA	\$0.00	\$1,896.28	\$1,896.28	\$248.28	(\$2,144.56)
2212 - INSTRUCTION AND CURRICULUM DEVELOPMENT					

Garfield County School District

General Ledger - Element Summary Report

Fiscal Year: 2024-2025 From Date:7/1/2024 To Date:6/30/2025

Account Mask: ??????????????????

Account Type: EXPENDITURE

Print accounts with zero balance
 Include Inactive Accounts
 Include PreEncumbrance

Fund / Location / Program / Function / Object	Adjusted Budget	Range To Date	Year To Date	Encumbrance	Budget Balance
SERVICES					
0190 - Other Salaries	\$0.00	\$1,450.09	\$1,450.09	\$0.00	(\$1,450.09)
0210 - STATE RETIREMENT	\$0.00	\$283.05	\$283.05	\$0.00	(\$283.05)
0220 - FICA	\$0.00	\$110.92	\$110.92	\$0.00	(\$110.92)
5677 - CTE Computer Grant Total:	\$0.00	\$33,283.40	\$33,283.40	\$4,127.43	(\$37,410.83)
5678 - TEACHER & STUDENT SUCESS ACT					
1000 - INSTRUCTION					
0131 - TEACHERS	\$0.00	\$30,617.00	\$30,617.00	\$4,373.88	(\$34,990.88)
0161 - STAFF ASSISTANT	\$0.00	\$833.83	\$833.83	\$0.00	(\$833.83)
0210 - STATE RETIREMENT	\$0.00	\$5,914.22	\$5,914.22	\$844.89	(\$6,759.11)
0220 - FICA	\$0.00	\$2,368.70	\$2,368.70	\$329.04	(\$2,697.74)
0240 - GROUP INSURANCE	\$0.00	\$7,347.73	\$7,347.73	\$1,040.31	(\$8,388.04)
5678 - TEACHER & STUDENT SUCESS ACT Total:	\$0.00	\$47,081.48	\$47,081.48	\$6,588.12	(\$53,669.60)
5807 - TSSP					
1000 - INSTRUCTION					
0190 - Other Salaries	\$0.00	\$4,346.00	\$4,346.00	\$0.00	(\$4,346.00)
0210 - STATE RETIREMENT	\$0.00	\$870.07	\$870.07	\$0.00	(\$870.07)
0220 - FICA	\$0.00	\$332.47	\$332.47	\$0.00	(\$332.47)
5807 - TSSP Total:	\$0.00	\$5,548.54	\$5,548.54	\$0.00	(\$5,548.54)
5868 - Teacher Materials and Supplies					
1000 - INSTRUCTION					
0610 - SUPPLIES (GEN)	\$0.00	\$5,328.19	\$5,328.19	\$0.00	(\$5,328.19)
5868 - Teacher Materials and Supplies Total:	\$0.00	\$5,328.19	\$5,328.19	\$0.00	(\$5,328.19)
5876 - Educator Salary Adjustment					
1000 - INSTRUCTION					
0131 - TEACHERS	\$0.00	\$83,214.83	\$83,214.83	\$11,884.19	(\$95,099.02)
0210 - STATE RETIREMENT	\$0.00	\$15,991.94	\$15,991.94	\$2,283.88	(\$18,275.82)
0220 - FICA	\$0.00	\$6,264.25	\$6,264.25	\$894.15	(\$7,158.40)
0240 - GROUP INSURANCE	\$0.00	\$18,120.20	\$18,120.20	\$2,671.88	(\$20,792.08)
5876 - Educator Salary Adjustment Total:	\$0.00	\$123,591.22	\$123,591.22	\$17,734.10	(\$141,325.32)
5901 - College & Career Awareness					
1000 - INSTRUCTION					
0131 - TEACHERS	\$0.00	\$17,669.00	\$17,669.00	\$2,524.14	(\$20,193.14)
0210 - STATE RETIREMENT	\$0.00	\$4,097.70	\$4,097.70	\$585.39	(\$4,683.09)
0220 - FICA	\$0.00	\$1,332.98	\$1,332.98	\$190.39	(\$1,523.37)

Garfield County School District

General Ledger - Element Summary Report

Fiscal Year: 2024-2025 From Date:7/1/2024 To Date:6/30/2025

Account Mask: ??????????????????

Account Type: EXPENDITURE

Print accounts with zero balance
 Include Inactive Accounts
 Include PreEncumbrance

Fund / Location / Program / Function / Object	Adjusted Budget	Range To Date	Year To Date	Encumbrance	Budget Balance
0240 - GROUP INSURANCE	\$0.00	\$4,162.71	\$4,162.71	\$590.10	(\$4,752.81)
0610 - SUPPLIES (GEN)	\$0.00	\$268.14	\$268.14	\$0.00	(\$268.14)
5901 - College & Career Awareness Total:	\$0.00	\$27,530.53	\$27,530.53	\$3,890.02	(\$31,420.55)
5903 - School Counseling					
2120 - GUIDANCE SERVICES					
0140 - Other Licensed Salaries	\$0.00	\$352.45	\$352.45	\$0.00	(\$352.45)
0142 - GUIDANCE	\$0.00	\$53,351.63	\$53,351.63	\$7,005.76	(\$60,357.39)
0210 - STATE RETIREMENT	\$0.00	\$10,483.08	\$10,483.08	\$1,367.53	(\$11,850.61)
0220 - FICA	\$0.00	\$4,048.86	\$4,048.86	\$526.82	(\$4,575.68)
0240 - GROUP INSURANCE	\$0.00	\$12,981.48	\$12,981.48	\$1,852.69	(\$14,834.17)
0610 - SUPPLIES (GEN)	\$0.00	\$1,431.85	\$1,431.85	\$0.00	(\$1,431.85)
5903 - School Counseling Total:	\$0.00	\$82,649.35	\$82,649.35	\$10,752.80	(\$93,402.15)
5914 - School Safety and Support					
2290 - OTHER SUPPORT SERVICES- INSTRUCTIONAL STAFF					
0190 - Other Salaries	\$0.00	\$3,021.01	\$3,021.01	\$0.00	(\$3,021.01)
0210 - STATE RETIREMENT	\$0.00	\$589.70	\$589.70	\$0.00	(\$589.70)
0220 - FICA	\$0.00	\$225.03	\$225.03	\$0.00	(\$225.03)
2620 - Maintenance					
0430 - REPAIR/MAINT SERV	\$0.00	\$65,817.20	\$65,817.20	\$0.00	(\$65,817.20)
0610 - SUPPLIES (GEN)	\$0.00	\$94.99	\$94.99	\$0.00	(\$94.99)
5914 - School Safety and Support Total:	\$0.00	\$69,747.93	\$69,747.93	\$0.00	(\$69,747.93)
6100 - Agriculture, Food & Natural Resources					
1000 - INSTRUCTION					
0131 - TEACHERS	\$0.00	\$56,730.33	\$56,730.33	\$7,582.92	(\$64,313.25)
0140 - Other Licensed Salaries	\$0.00	\$350.00	\$350.00	\$0.00	(\$350.00)
0190 - Other Salaries	\$0.00	\$1,500.00	\$1,500.00	\$0.00	(\$1,500.00)
0210 - STATE RETIREMENT	\$0.00	\$13,584.80	\$13,584.80	\$1,758.48	(\$15,343.28)
0220 - FICA	\$0.00	\$4,444.06	\$4,444.06	\$574.69	(\$5,018.75)
0240 - GROUP INSURANCE	\$0.00	\$10,311.27	\$10,311.27	\$1,463.92	(\$11,775.19)
0610 - SUPPLIES (GEN)	\$0.00	\$6,170.27	\$6,170.27	\$0.00	(\$6,170.27)
6100 - Agriculture, Food & Natural Resources Total:	\$0.00	\$93,090.73	\$93,090.73	\$11,380.01	(\$104,470.74)
6300 - Health Science					
1000 - INSTRUCTION					
0131 - TEACHERS	\$0.00	\$10,133.96	\$10,133.96	\$1,437.28	(\$11,571.24)
0210 - STATE RETIREMENT	\$0.00	\$1,978.17	\$1,978.17	\$280.56	(\$2,258.73)

Garfield County School District

General Ledger - Element Summary Report

Fiscal Year: 2024-2025 From Date:7/1/2024 To Date:6/30/2025

Account Mask: ??????????????????

Account Type: EXPENDITURE

Print accounts with zero balance
 Include Inactive Accounts
 Include PreEncumbrance

Fund / Location / Program / Function / Object	Adjusted Budget	Range To Date	Year To Date	Encumbrance	Budget Balance
0220 - FICA	\$0.00	\$762.87	\$762.87	\$108.08	(\$870.95)
0240 - GROUP INSURANCE	\$0.00	\$2,701.20	\$2,701.20	\$380.09	(\$3,081.29)
0610 - SUPPLIES (GEN)	\$0.00	\$867.43	\$867.43	\$0.00	(\$867.43)
6300 - Health Science Total:	\$0.00	\$16,443.63	\$16,443.63	\$2,206.01	(\$18,649.64)
6500 - Business & Marketing, Hospitality & Tourism					
1000 - INSTRUCTION					
0131 - TEACHERS	\$0.00	\$26,613.12	\$26,613.12	\$3,801.86	(\$30,414.98)
0210 - STATE RETIREMENT	\$0.00	\$6,171.48	\$6,171.48	\$881.64	(\$7,053.12)
0220 - FICA	\$0.00	\$2,035.88	\$2,035.88	\$290.84	(\$2,326.72)
0240 - GROUP INSURANCE	\$0.00	\$2,978.92	\$2,978.92	\$425.56	(\$3,404.48)
0610 - SUPPLIES (GEN)	\$0.00	\$229.00	\$229.00	\$0.00	(\$229.00)
6500 - Business & Marketing, Hospitality & Tourism Total:	\$0.00	\$38,028.40	\$38,028.40	\$5,399.90	(\$43,428.30)
6800 - Engineering & Manufacturing Technology					
1000 - INSTRUCTION					
0131 - TEACHERS	\$0.00	\$18,303.18	\$18,303.18	\$2,571.91	(\$20,875.09)
0140 - Other Licensed Salaries	\$0.00	\$125.00	\$125.00	\$0.00	(\$125.00)
0220 - FICA	\$0.00	\$1,409.73	\$1,409.73	\$196.75	(\$1,606.48)
0610 - SUPPLIES (GEN)	\$0.00	\$20,061.76	\$20,061.76	\$500.00	(\$20,561.76)
6800 - Engineering & Manufacturing Technology Total:	\$0.00	\$39,899.67	\$39,899.67	\$3,268.66	(\$43,168.33)
7225 - CARES ACT - ESSR III					
4700 - BUILDING IMPROVEMENT					
0450 - Construction Services	\$0.00	\$35,282.90	\$35,282.90	\$0.00	(\$35,282.90)
7225 - CARES ACT - ESSR III Total:	\$0.00	\$35,282.90	\$35,282.90	\$0.00	(\$35,282.90)
7590 - OTHER RESTRICTED GRANTS					
2220 - LIBRARY/MEDIA SERVICES					
0644 - LIBRARY BOOKS	\$0.00	\$2,668.63	\$2,668.63	\$0.00	(\$2,668.63)
7590 - OTHER RESTRICTED GRANTS Total:	\$0.00	\$2,668.63	\$2,668.63	\$0.00	(\$2,668.63)
7860 - TITLE IIA					
2212 - INSTRUCTION AND CURRICULUM DEVELOPMENT SERVICES					
0190 - Other Salaries	\$0.00	\$4,894.95	\$4,894.95	\$0.00	(\$4,894.95)
0210 - STATE RETIREMENT	\$0.00	\$1,028.75	\$1,028.75	\$0.00	(\$1,028.75)
0220 - FICA	\$0.00	\$374.47	\$374.47	\$0.00	(\$374.47)
0580 - TRAVEL	\$0.00	\$281.00	\$281.00	\$0.00	(\$281.00)
7860 - TITLE IIA Total:	\$0.00	\$6,579.17	\$6,579.17	\$0.00	(\$6,579.17)

Garfield County School District

General Ledger - Element Summary Report

Fiscal Year: 2024-2025 From Date:7/1/2024 To Date:6/30/2025

Account Mask: ??????????????????

Account Type: EXPENDITURE

Print accounts with zero balance
 Include Inactive Accounts
 Include PreEncumbrance

Fund / Location / Program / Function / Object	Adjusted Budget	Range To Date	Year To Date	Encumbrance	Budget Balance
708 - Escalante High Total:	\$26,000.00	\$1,612,009.83	\$1,612,009.83	\$132,794.78	(\$1,718,804.61)
712 - Panguitch High					
0050 - CLASSROOM-GENERAL					
1000 - INSTRUCTION					
0220 - FICA	\$0.00	\$565.39	\$565.39	\$86.97	(\$652.36)
0241 - PEHP Opt-Out	\$0.00	\$7,345.00	\$7,345.00	\$1,130.00	(\$8,475.00)
0580 - TRAVEL	\$0.00	\$11.93	\$11.93	\$0.00	(\$11.93)
0610 - SUPPLIES (GEN)	\$0.00	(\$69.36)	(\$69.36)	\$0.00	\$69.36
0650 - SUPPLIES TECHNOLOGY RELATED	\$0.00	\$3,287.66	\$3,287.66	\$0.00	(\$3,287.66)
2230 - INSTRUCTION RELATED TECHNOLOGY					
0190 - Other Salaries	\$0.00	\$1,097.13	\$1,097.13	\$0.00	(\$1,097.13)
0210 - STATE RETIREMENT	\$0.00	\$214.16	\$214.16	\$0.00	(\$214.16)
0220 - FICA	\$0.00	\$81.53	\$81.53	\$0.00	(\$81.53)
2410 - OFFICE OF THE PRINCIPAL					
0580 - TRAVEL	\$0.00	\$24.75	\$24.75	\$0.00	(\$24.75)
2600 - OPERATION & MAINTENANCE OF PLANT SERVICES					
0340 - OTHER PROF SERV	\$0.00	\$30.00	\$30.00	\$0.00	(\$30.00)
0411 - WATER/SEWAGE	\$0.00	\$13,721.81	\$13,721.81	\$0.00	(\$13,721.81)
0412 - DISPOSAL	\$0.00	\$5,005.00	\$5,005.00	\$0.00	(\$5,005.00)
0430 - REPAIR/MAINT SERV	\$0.00	\$8,490.78	\$8,490.78	\$0.00	(\$8,490.78)
0530 - CELL PHONE	\$0.00	\$624.36	\$624.36	\$0.00	(\$624.36)
0621 - NATURAL GAS	\$0.00	\$16,784.36	\$16,784.36	\$0.00	(\$16,784.36)
0622 - ELECTRICITY	\$0.00	\$30,838.27	\$30,838.27	\$0.00	(\$30,838.27)
0623 - BOTTLED GAS	\$0.00	\$1.02	\$1.02	\$0.00	(\$1.02)
2610 - Custodial					
0182 - CUSTODIANS-REG	\$0.00	\$17,164.21	\$17,164.21	\$0.00	(\$17,164.21)
0210 - STATE RETIREMENT	\$0.00	\$4,039.15	\$4,039.15	\$0.00	(\$4,039.15)
0220 - FICA	\$0.00	\$1,331.31	\$1,331.31	\$0.00	(\$1,331.31)
0240 - GROUP INSURANCE	\$0.00	\$6,369.00	\$6,369.00	\$0.00	(\$6,369.00)
0530 - CELL PHONE	\$0.00	\$600.00	\$600.00	\$0.00	(\$600.00)
0610 - SUPPLIES (GEN)	\$0.00	\$26,034.27	\$26,034.27	\$1,211.21	(\$27,245.48)
0730 - EQUIPMENT	\$0.00	\$3,698.99	\$3,698.99	\$0.00	(\$3,698.99)
2620 - Maintenance					
0610 - SUPPLIES (GEN)	\$0.00	\$8,424.58	\$8,424.58	\$0.00	(\$8,424.58)
0050 - CLASSROOM-GENERAL Total:	\$0.00	\$155,715.30	\$155,715.30	\$2,428.18	(\$158,143.48)

Garfield County School District

General Ledger - Element Summary Report

Fiscal Year: 2024-2025 From Date:7/1/2024 To Date:6/30/2025

Account Mask: ??????????????????

Account Type: EXPENDITURE

Print accounts with zero balance
 Include Inactive Accounts
 Include PreEncumbrance

Fund / Location / Program / Function / Object	Adjusted Budget	Range To Date	Year To Date	Encumbrance	Budget Balance
0230 - SPORTS					
1000 - INSTRUCTION					
0190 - Other Salaries	\$0.00	\$63,666.71	\$63,666.71	\$0.00	(\$63,666.71)
0210 - STATE RETIREMENT	\$0.00	\$5,436.70	\$5,436.70	\$0.00	(\$5,436.70)
0220 - FICA	\$0.00	\$4,847.35	\$4,847.35	\$0.00	(\$4,847.35)
3000 - NONINSTRUCTIONAL SERVICES					
0580 - TRAVEL	\$0.00	\$6,031.53	\$6,031.53	\$0.00	(\$6,031.53)
0610 - SUPPLIES (GEN)	\$0.00	\$10.00	\$10.00	\$0.00	(\$10.00)
0230 - SPORTS Total:	\$0.00	\$79,992.29	\$79,992.29	\$0.00	(\$79,992.29)
0400 - Administration					
2400 - SUPPORT SERVICES - SCHOOL ADMINISTRATION					
0121 - PRINCIPALS	\$0.00	\$99,138.60	\$99,138.60	\$13,200.27	(\$112,338.87)
0140 - Other Licensed Salaries	\$0.00	\$350.00	\$350.00	\$0.00	(\$350.00)
0152 - SECRETARIAL	\$0.00	\$7,759.01	\$7,759.01	\$0.00	(\$7,759.01)
0210 - STATE RETIREMENT	\$0.00	\$24,888.68	\$24,888.68	\$3,061.14	(\$27,949.82)
0220 - FICA	\$0.00	\$7,918.04	\$7,918.04	\$970.66	(\$8,888.70)
0240 - GROUP INSURANCE	\$0.00	\$25,080.80	\$25,080.80	\$2,709.54	(\$27,790.34)
0810 - DUES AND FEES	\$0.00	\$1,400.00	\$1,400.00	\$0.00	(\$1,400.00)
2410 - OFFICE OF THE PRINCIPAL					
0220 - FICA	\$0.00	\$51.51	\$51.51	\$7.36	(\$58.87)
0530 - CELL PHONE	\$0.00	\$700.00	\$700.00	\$100.00	(\$800.00)
0580 - TRAVEL	\$0.00	\$12.49	\$12.49	\$0.00	(\$12.49)
2500 - SUPPORT SERVICES - CENTRAL SERVICES					
0340 - OTHER PROF SERV	\$0.00	\$925.88	\$925.88	\$0.00	(\$925.88)
0400 - Administration Total:	\$0.00	\$168,225.01	\$168,225.01	\$20,048.97	(\$188,273.98)
1205 - SPECIAL EDUCATION -- ADD ON					
1000 - INSTRUCTION					
0610 - SUPPLIES (GEN)	\$0.00	\$632.00	\$632.00	\$0.00	(\$632.00)
1205 - SPECIAL EDUCATION -- ADD ON Total:	\$0.00	\$632.00	\$632.00	\$0.00	(\$632.00)
5220 - NESS - NECESSARILY EXIST. SCHOOL					
1000 - INSTRUCTION					
0131 - TEACHERS	\$0.00	\$374,995.08	\$374,995.08	\$50,909.18	(\$425,904.26)
0132 - SUB TEACHERS	\$0.00	\$12,818.79	\$12,818.79	\$0.00	(\$12,818.79)
0140 - Other Licensed Salaries	\$0.00	\$1,752.45	\$1,752.45	\$0.00	(\$1,752.45)
0210 - STATE RETIREMENT	\$0.00	\$82,877.90	\$82,877.90	\$11,256.35	(\$94,134.25)

Garfield County School District

General Ledger - Element Summary Report

Fiscal Year: 2024-2025 From Date:7/1/2024 To Date:6/30/2025

Account Mask: ??????????????????

Account Type: EXPENDITURE

Print accounts with zero balance
 Include Inactive Accounts
 Include PreEncumbrance

Fund / Location / Program / Function / Object	Adjusted Budget	Range To Date	Year To Date	Encumbrance	Budget Balance
0220 - FICA	\$0.00	\$31,380.88	\$31,380.88	\$4,039.25	(\$35,420.13)
0240 - GROUP INSURANCE	\$0.00	\$83,566.31	\$83,566.31	\$11,856.02	(\$95,422.33)
0241 - PEHP Opt-Out	\$0.00	\$23,730.00	\$23,730.00	\$3,390.00	(\$27,120.00)
2400 - SUPPORT SERVICES - SCHOOL ADMINISTRATION					
0152 - SECRETARIAL	\$0.00	\$37,909.78	\$37,909.78	\$0.00	(\$37,909.78)
0198 - Other Classified Personnel	\$0.00	\$1,654.07	\$1,654.07	\$0.00	(\$1,654.07)
0210 - STATE RETIREMENT	\$0.00	\$8,872.43	\$8,872.43	\$0.00	(\$8,872.43)
0220 - FICA	\$0.00	\$2,992.19	\$2,992.19	\$0.00	(\$2,992.19)
0240 - GROUP INSURANCE	\$0.00	\$18,342.00	\$18,342.00	\$0.00	(\$18,342.00)
2610 - Custodial					
0182 - CUSTODIANS-REG	\$0.00	\$55,847.10	\$55,847.10	\$0.00	(\$55,847.10)
0198 - Other Classified Personnel	\$0.00	\$350.00	\$350.00	\$0.00	(\$350.00)
0210 - STATE RETIREMENT	\$0.00	\$13,032.09	\$13,032.09	\$0.00	(\$13,032.09)
0220 - FICA	\$0.00	\$4,196.69	\$4,196.69	\$0.00	(\$4,196.69)
0240 - GROUP INSURANCE	\$0.00	\$19,107.00	\$19,107.00	\$0.00	(\$19,107.00)
5220 - NESS - NECESSARILY EXIST. SCHOOL Total:					
	\$0.00	\$773,424.76	\$773,424.76	\$81,450.80	(\$854,875.56)
5333 - CONCURRENT ENROLLMENT					
1000 - INSTRUCTION					
0161 - STAFF ASSISTANT	\$0.00	\$12,930.20	\$12,930.20	\$0.00	(\$12,930.20)
0198 - Other Classified Personnel	\$0.00	\$200.00	\$200.00	\$0.00	(\$200.00)
0220 - FICA	\$0.00	\$1,004.46	\$1,004.46	\$0.00	(\$1,004.46)
0650 - SUPPLIES TECHNOLOGY RELATED	\$0.00	\$0.00	\$0.00	\$12,433.71	(\$12,433.71)
5333 - CONCURRENT ENROLLMENT Total:					
	\$0.00	\$14,134.66	\$14,134.66	\$12,433.71	(\$26,568.37)
5420 - TRUSTLANDS					
1000 - INSTRUCTION					
0131 - TEACHERS	\$95,000.00	\$73,713.92	\$73,713.92	\$10,172.77	\$11,113.31
0140 - Other Licensed Salaries	\$0.00	\$352.45	\$352.45	\$0.00	(\$352.45)
0161 - STAFF ASSISTANT	\$0.00	\$6,404.79	\$6,404.79	\$0.00	(\$6,404.79)
0198 - Other Classified Personnel	\$0.00	\$125.00	\$125.00	\$0.00	(\$125.00)
0210 - STATE RETIREMENT	\$0.00	\$14,817.68	\$14,817.68	\$2,037.08	(\$16,854.76)
0220 - FICA	\$0.00	\$6,019.57	\$6,019.57	\$756.86	(\$6,776.43)
0240 - GROUP INSURANCE	\$0.00	\$22,471.96	\$22,471.96	\$3,209.83	(\$25,681.79)
0610 - SUPPLIES (GEN)	\$0.00	\$384.97	\$384.97	\$0.00	(\$384.97)
0650 - SUPPLIES TECHNOLOGY RELATED	\$0.00	\$200.24	\$200.24	\$0.00	(\$200.24)
5420 - TRUSTLANDS Total:					
	\$95,000.00	\$124,490.58	\$124,490.58	\$16,176.54	(\$45,667.12)

Garfield County School District

General Ledger - Element Summary Report

Fiscal Year: 2024-2025 From Date:7/1/2024 To Date:6/30/2025

Account Mask: ??????????????????

Account Type: EXPENDITURE

Print accounts with zero balance
 Include Inactive Accounts
 Include PreEncumbrance

Fund / Location / Program / Function / Object	Adjusted Budget	Range To Date	Year To Date	Encumbrance	Budget Balance
5610 - DRIVER EDUCATION - BEHIND THE WHEEL					
1000 - INSTRUCTION					
0131 - TEACHERS	\$0.00	\$3,347.28	\$3,347.28	\$0.00	(\$3,347.28)
0190 - Other Salaries	\$0.00	\$6,978.00	\$6,978.00	\$0.00	(\$6,978.00)
0210 - STATE RETIREMENT	\$0.00	\$2,278.52	\$2,278.52	\$0.00	(\$2,278.52)
0220 - FICA	\$0.00	\$773.57	\$773.57	\$0.00	(\$773.57)
2212 - INSTRUCTION AND CURRICULUM DEVELOPMENT SERVICES					
0580 - TRAVEL	\$0.00	\$253.00	\$253.00	\$0.00	(\$253.00)
5610 - DRIVER EDUCATION - BEHIND THE WHEEL Total:					
	\$0.00	\$13,630.37	\$13,630.37	\$0.00	(\$13,630.37)
5651 - EDUCATOR PAID PROFESSIONAL HOURS					
1000 - INSTRUCTION					
0131 - TEACHERS	\$0.00	\$14,244.94	\$14,244.94	\$0.00	(\$14,244.94)
0210 - STATE RETIREMENT	\$0.00	\$3,112.72	\$3,112.72	\$0.00	(\$3,112.72)
0220 - FICA	\$0.00	\$1,059.28	\$1,059.28	\$0.00	(\$1,059.28)
5651 - EDUCATOR PAID PROFESSIONAL HOURS Total:					
	\$0.00	\$18,416.94	\$18,416.94	\$0.00	(\$18,416.94)
5674 - Suicide Prevention					
2100 - SUPPORT SERVICES - STUDENTS					
0580 - TRAVEL	\$0.00	\$443.02	\$443.02	\$0.00	(\$443.02)
5674 - Suicide Prevention Total:					
	\$0.00	\$443.02	\$443.02	\$0.00	(\$443.02)
5677 - CTE Computer Grant					
2212 - INSTRUCTION AND CURRICULUM DEVELOPMENT SERVICES					
0190 - Other Salaries	\$0.00	\$1,227.19	\$1,227.19	\$0.00	(\$1,227.19)
0210 - STATE RETIREMENT	\$0.00	\$241.38	\$241.38	\$0.00	(\$241.38)
0220 - FICA	\$0.00	\$92.60	\$92.60	\$0.00	(\$92.60)
5677 - CTE Computer Grant Total:					
	\$0.00	\$1,561.17	\$1,561.17	\$0.00	(\$1,561.17)
5678 - TEACHER & STUDENT SUCESS ACT					
1000 - INSTRUCTION					
0131 - TEACHERS	\$0.00	\$26,378.89	\$26,378.89	\$3,769.57	(\$30,148.46)
0210 - STATE RETIREMENT	\$0.00	\$5,671.73	\$5,671.73	\$816.52	(\$6,488.25)
0220 - FICA	\$0.00	\$1,982.36	\$1,982.36	\$278.07	(\$2,260.43)
0240 - GROUP INSURANCE	\$0.00	\$5,439.06	\$5,439.06	\$768.22	(\$6,207.28)
2120 - GUIDANCE SERVICES					
0142 - GUIDANCE	\$0.00	\$183.33	\$183.33	\$0.00	(\$183.33)
0210 - STATE RETIREMENT	\$0.00	\$42.51	\$42.51	\$0.00	(\$42.51)

Garfield County School District

General Ledger - Element Summary Report

Fiscal Year: 2024-2025 From Date:7/1/2024 To Date:6/30/2025

Account Mask: ??????????????????

Account Type: EXPENDITURE

Print accounts with zero balance
 Include Inactive Accounts
 Include PreEncumbrance

Fund / Location / Program / Function / Object	Adjusted Budget	Range To Date	Year To Date	Encumbrance	Budget Balance
0220 - FICA	\$0.00	\$13.56	\$13.56	\$0.00	(\$13.56)
0240 - GROUP INSURANCE	\$0.00	\$52.19	\$52.19	\$0.00	(\$52.19)
2213 - Instructional Staff Training					
0190 - Other Salaries	\$0.00	\$16,900.23	\$16,900.23	\$2,089.84	(\$18,990.07)
0210 - STATE RETIREMENT	\$0.00	\$3,718.29	\$3,718.29	\$461.49	(\$4,179.78)
0220 - FICA	\$0.00	\$1,293.13	\$1,293.13	\$154.79	(\$1,447.92)
0240 - GROUP INSURANCE	\$0.00	\$1,281.30	\$1,281.30	\$197.17	(\$1,478.47)
5678 - TEACHER & STUDENT SUCESS ACT Total:	\$0.00	\$62,956.58	\$62,956.58	\$8,535.67	(\$71,492.25)
5807 - TSSP					
1000 - INSTRUCTION					
0190 - Other Salaries	\$0.00	\$3,259.50	\$3,259.50	\$0.00	(\$3,259.50)
0210 - STATE RETIREMENT	\$0.00	\$772.17	\$772.17	\$0.00	(\$772.17)
0220 - FICA	\$0.00	\$249.35	\$249.35	\$0.00	(\$249.35)
5807 - TSSP Total:	\$0.00	\$4,281.02	\$4,281.02	\$0.00	(\$4,281.02)
5868 - Teacher Materials and Supplies					
1000 - INSTRUCTION					
0610 - SUPPLIES (GEN)	\$0.00	\$5,393.27	\$5,393.27	\$0.00	(\$5,393.27)
5868 - Teacher Materials and Supplies Total:	\$0.00	\$5,393.27	\$5,393.27	\$0.00	(\$5,393.27)
5876 - Educator Salary Adjustment					
1000 - INSTRUCTION					
0131 - TEACHERS	\$0.00	\$116,918.91	\$116,918.91	\$16,732.22	(\$133,651.13)
0210 - STATE RETIREMENT	\$0.00	\$24,938.27	\$24,938.27	\$3,592.89	(\$28,531.16)
0220 - FICA	\$0.00	\$8,786.27	\$8,786.27	\$1,236.14	(\$10,022.41)
0240 - GROUP INSURANCE	\$0.00	\$24,507.95	\$24,507.95	\$3,572.99	(\$28,080.94)
2120 - GUIDANCE SERVICES					
0142 - GUIDANCE	\$0.00	\$742.00	\$742.00	\$0.00	(\$742.00)
0210 - STATE RETIREMENT	\$0.00	\$172.07	\$172.07	\$0.00	(\$172.07)
0220 - FICA	\$0.00	\$54.86	\$54.86	\$0.00	(\$54.86)
5876 - Educator Salary Adjustment Total:	\$0.00	\$176,120.33	\$176,120.33	\$25,134.24	(\$201,254.57)
5901 - College & Career Awareness					
1000 - INSTRUCTION					
0131 - TEACHERS	\$0.00	\$6,468.73	\$6,468.73	\$863.29	(\$7,332.02)
0210 - STATE RETIREMENT	\$0.00	\$1,262.72	\$1,262.72	\$168.52	(\$1,431.24)
0220 - FICA	\$0.00	\$490.13	\$490.13	\$65.98	(\$556.11)
0240 - GROUP INSURANCE	\$0.00	\$207.53	\$207.53	\$0.00	(\$207.53)

Garfield County School District

General Ledger - Element Summary Report

Fiscal Year: 2024-2025 From Date:7/1/2024 To Date:6/30/2025

Account Mask: ??????????????????

Account Type: EXPENDITURE

Print accounts with zero balance
 Include Inactive Accounts
 Include PreEncumbrance

Fund / Location / Program / Function / Object	Adjusted Budget	Range To Date	Year To Date	Encumbrance	Budget Balance
0610 - SUPPLIES (GEN)	\$0.00	\$1,912.63	\$1,912.63	\$0.00	(\$1,912.63)
5901 - College & Career Awareness Total:	\$0.00	\$10,341.74	\$10,341.74	\$1,097.79	(\$11,439.53)
5902 - Work Based Learning					
1000 - INSTRUCTION					
0190 - Other Salaries	\$0.00	\$2,500.00	\$2,500.00	\$0.00	(\$2,500.00)
0210 - STATE RETIREMENT	\$0.00	\$579.74	\$579.74	\$0.00	(\$579.74)
0220 - FICA	\$0.00	\$184.80	\$184.80	\$0.00	(\$184.80)
5902 - Work Based Learning Total:	\$0.00	\$3,264.54	\$3,264.54	\$0.00	(\$3,264.54)
5903 - School Counseling					
2120 - GUIDANCE SERVICES					
0140 - Other Licensed Salaries	\$0.00	\$350.00	\$350.00	\$0.00	(\$350.00)
0142 - GUIDANCE	\$0.00	\$107,075.70	\$107,075.70	\$14,548.30	(\$121,624.00)
0210 - STATE RETIREMENT	\$0.00	\$24,912.02	\$24,912.02	\$3,373.75	(\$28,285.77)
0220 - FICA	\$0.00	\$7,990.12	\$7,990.12	\$1,079.02	(\$9,069.14)
0240 - GROUP INSURANCE	\$0.00	\$26,555.12	\$26,555.12	\$3,766.81	(\$30,321.93)
0580 - TRAVEL	\$0.00	\$266.77	\$266.77	\$0.00	(\$266.77)
0610 - SUPPLIES (GEN)	\$0.00	\$1,253.91	\$1,253.91	\$3,641.52	(\$4,895.43)
5903 - School Counseling Total:	\$0.00	\$168,403.64	\$168,403.64	\$26,409.40	(\$194,813.04)
5914 - School Safety and Support					
2290 - OTHER SUPPORT SERVICES- INSTRUCTIONAL STAFF					
0190 - Other Salaries	\$0.00	\$3,021.01	\$3,021.01	\$0.00	(\$3,021.01)
0210 - STATE RETIREMENT	\$0.00	\$589.69	\$589.69	\$0.00	(\$589.69)
0220 - FICA	\$0.00	\$230.99	\$230.99	\$0.00	(\$230.99)
2620 - Maintenance					
0430 - REPAIR/MAINT SERV	\$0.00	\$8,228.02	\$8,228.02	\$0.00	(\$8,228.02)
0610 - SUPPLIES (GEN)	\$0.00	\$94.99	\$94.99	\$0.00	(\$94.99)
5914 - School Safety and Support Total:	\$0.00	\$12,164.70	\$12,164.70	\$0.00	(\$12,164.70)
6100 - Agriculture, Food & Natural Resources					
1000 - INSTRUCTION					
0131 - TEACHERS	\$0.00	\$44,796.98	\$44,796.98	\$6,043.01	(\$50,839.99)
0140 - Other Licensed Salaries	\$0.00	\$352.45	\$352.45	\$0.00	(\$352.45)
0190 - Other Salaries	\$0.00	\$11,510.51	\$11,510.51	\$0.00	(\$11,510.51)
0210 - STATE RETIREMENT	\$0.00	\$11,110.01	\$11,110.01	\$1,179.60	(\$12,289.61)
0220 - FICA	\$0.00	\$3,905.85	\$3,905.85	\$400.78	(\$4,306.63)
0240 - GROUP INSURANCE	\$0.00	\$20,484.87	\$20,484.87	\$2,925.74	(\$23,410.61)

Garfield County School District

General Ledger - Element Summary Report

Fiscal Year: 2024-2025 From Date:7/1/2024 To Date:6/30/2025

Account Mask: ??????????????????

Account Type: EXPENDITURE

Print accounts with zero balance
 Include Inactive Accounts
 Include PreEncumbrance

Fund / Location / Program / Function / Object	Adjusted Budget	Range To Date	Year To Date	Encumbrance	Budget Balance
0610 - SUPPLIES (GEN)	\$0.00	\$5,540.68	\$5,540.68	\$4,749.59	(\$10,290.27)
2212 - INSTRUCTION AND CURRICULUM DEVELOPMENT SERVICES					
0580 - TRAVEL	\$0.00	\$40.00	\$40.00	\$0.00	(\$40.00)
6100 - Agriculture, Food & Natural Resources Total:	\$0.00	\$97,741.35	\$97,741.35	\$15,298.72	(\$113,040.07)
6300 - Health Science					
1000 - INSTRUCTION					
0131 - TEACHERS	\$0.00	\$65,832.54	\$65,832.54	\$8,756.24	(\$74,588.78)
0140 - Other Licensed Salaries	\$0.00	\$350.00	\$350.00	\$0.00	(\$350.00)
0190 - Other Salaries	\$0.00	\$1,500.00	\$1,500.00	\$0.00	(\$1,500.00)
0210 - STATE RETIREMENT	\$0.00	\$15,617.69	\$15,617.69	\$2,030.57	(\$17,648.26)
0220 - FICA	\$0.00	\$5,646.08	\$5,646.08	\$726.76	(\$6,372.84)
0240 - GROUP INSURANCE	\$0.00	\$103.96	\$103.96	\$0.00	(\$103.96)
0241 - PEHP Opt-Out	\$0.00	\$7,910.00	\$7,910.00	\$1,130.00	(\$9,040.00)
0610 - SUPPLIES (GEN)	\$0.00	\$5,699.88	\$5,699.88	\$0.00	(\$5,699.88)
6300 - Health Science Total:	\$0.00	\$102,660.15	\$102,660.15	\$12,643.57	(\$115,303.72)
6400 - Audio/Visual Tech & Communications					
1000 - INSTRUCTION					
0610 - SUPPLIES (GEN)	\$0.00	\$3,144.43	\$3,144.43	\$0.00	(\$3,144.43)
6400 - Audio/Visual Tech & Communications Total:	\$0.00	\$3,144.43	\$3,144.43	\$0.00	(\$3,144.43)
6500 - Business & Marketing, Hospitality & Tourism					
1000 - INSTRUCTION					
0131 - TEACHERS	\$0.00	\$32,724.00	\$32,724.00	\$4,316.44	(\$37,040.44)
0140 - Other Licensed Salaries	\$0.00	\$352.45	\$352.45	\$0.00	(\$352.45)
0210 - STATE RETIREMENT	\$0.00	\$6,456.56	\$6,456.56	\$842.57	(\$7,299.13)
0220 - FICA	\$0.00	\$2,528.65	\$2,528.65	\$329.94	(\$2,858.59)
0610 - SUPPLIES (GEN)	\$0.00	\$228.26	\$228.26	\$0.00	(\$228.26)
6500 - Business & Marketing, Hospitality & Tourism Total:	\$0.00	\$42,289.92	\$42,289.92	\$5,488.95	(\$47,778.87)
6800 - Engineering & Manufacturing Technology					
1000 - INSTRUCTION					
0131 - TEACHERS	\$0.00	\$19,993.19	\$19,993.19	\$2,865.74	(\$22,858.93)
0210 - STATE RETIREMENT	\$0.00	\$3,629.56	\$3,629.56	\$559.40	(\$4,188.96)
0220 - FICA	\$0.00	\$1,778.11	\$1,778.11	\$215.90	(\$1,994.01)
0240 - GROUP INSURANCE	\$0.00	\$6,257.16	\$6,257.16	\$896.18	(\$7,153.34)
0610 - SUPPLIES (GEN)	\$0.00	\$24,387.10	\$24,387.10	\$975.00	(\$25,362.10)

Garfield County School District

General Ledger - Element Summary Report

Fiscal Year: 2024-2025 From Date:7/1/2024 To Date:6/30/2025

Account Mask: ??????????????????

Account Type: EXPENDITURE

Print accounts with zero balance
 Include Inactive Accounts
 Include PreEncumbrance

Fund / Location / Program / Function / Object	Adjusted Budget	Range To Date	Year To Date	Encumbrance	Budget Balance
6800 - Engineering & Manufacturing Technology Total:	\$0.00	\$56,045.12	\$56,045.12	\$5,512.22	(\$61,557.34)
6900 - Transportation, Distribution & Logistics					
1000 - INSTRUCTION					
0131 - TEACHERS	\$0.00	\$7,045.50	\$7,045.50	\$1,007.00	(\$8,052.50)
0210 - STATE RETIREMENT	\$0.00	\$1,375.30	\$1,375.30	\$196.56	(\$1,571.86)
0220 - FICA	\$0.00	\$530.68	\$530.68	\$77.04	(\$607.72)
0610 - SUPPLIES (GEN)	\$0.00	(\$599.41)	(\$599.41)	\$0.00	\$599.41
2212 - INSTRUCTION AND CURRICULUM DEVELOPMENT SERVICES					
0580 - TRAVEL	\$0.00	\$386.20	\$386.20	\$0.00	(\$386.20)
6900 - Transportation, Distribution & Logistics Total:	\$0.00	\$8,738.27	\$8,738.27	\$1,280.60	(\$10,018.87)
7401 - CTE Federal Perkins					
1000 - INSTRUCTION					
0610 - SUPPLIES (GEN)	\$0.00	\$9,426.34	\$9,426.34	\$0.00	(\$9,426.34)
7401 - CTE Federal Perkins Total:	\$0.00	\$9,426.34	\$9,426.34	\$0.00	(\$9,426.34)
7524 - IDEA-B - HANDICAPPED					
1000 - INSTRUCTION					
0161 - STAFF ASSISTANT	\$0.00	\$2,255.48	\$2,255.48	\$0.00	(\$2,255.48)
0220 - FICA	\$0.00	\$172.55	\$172.55	\$0.00	(\$172.55)
7524 - IDEA-B - HANDICAPPED Total:	\$0.00	\$2,428.03	\$2,428.03	\$0.00	(\$2,428.03)
7860 - TITLE IIA					
2212 - INSTRUCTION AND CURRICULUM DEVELOPMENT SERVICES					
0190 - Other Salaries	\$0.00	\$6,201.38	\$6,201.38	\$0.00	(\$6,201.38)
0210 - STATE RETIREMENT	\$0.00	\$1,421.11	\$1,421.11	\$0.00	(\$1,421.11)
0220 - FICA	\$0.00	\$474.42	\$474.42	\$0.00	(\$474.42)
0580 - TRAVEL	\$0.00	\$64.00	\$64.00	\$0.00	(\$64.00)
7860 - TITLE IIA Total:	\$0.00	\$8,160.91	\$8,160.91	\$0.00	(\$8,160.91)
712 - Panguitch High Total:	\$95,000.00	\$2,124,226.44	\$2,124,226.44	\$233,939.36	(\$2,263,165.80)
804 - BVHS					
0050 - CLASSROOM-GENERAL					
0000 - Undesignated					
0600 - Supplies & Materials	\$33,000.00	\$92.64	\$92.64	\$0.00	\$32,907.36
1000 - INSTRUCTION					
0610 - SUPPLIES (GEN)	\$0.00	\$11,347.29	\$11,347.29	\$490.74	(\$11,838.03)
0640 - Books	\$0.00	\$0.00	\$0.00	\$20.89	(\$20.89)

Garfield County School District

General Ledger - Element Summary Report

Fiscal Year: 2024-2025 From Date:7/1/2024 To Date:6/30/2025

Account Mask: ??????????????????

Account Type: EXPENDITURE

Print accounts with zero balance
 Include Inactive Accounts
 Include PreEncumbrance

Fund / Location / Program / Function / Object	Adjusted Budget	Range To Date	Year To Date	Encumbrance	Budget Balance
0650 - SUPPLIES TECHNOLOGY RELATED	\$0.00	\$248.49	\$248.49	\$0.00	(\$248.49)
0730 - EQUIPMENT	\$0.00	\$15,106.03	\$15,106.03	\$0.00	(\$15,106.03)
2220 - LIBRARY/MEDIA SERVICES					
0644 - LIBRARY BOOKS	\$0.00	\$14.38	\$14.38	\$4.87	(\$19.25)
0050 - CLASSROOM-GENERAL Total:	\$33,000.00	\$26,808.83	\$26,808.83	\$516.50	\$5,674.67
0230 - SPORTS					
1000 - INSTRUCTION					
0730 - EQUIPMENT	\$0.00	\$624.62	\$624.62	\$0.00	(\$624.62)
2190 - OTHER SUPPORT SERVICESB STUDENTS					
0190 - Other Salaries	\$0.00	\$2,813.00	\$2,813.00	\$0.00	(\$2,813.00)
0210 - STATE RETIREMENT	\$0.00	\$431.97	\$431.97	\$0.00	(\$431.97)
0220 - FICA	\$0.00	\$214.79	\$214.79	\$0.00	(\$214.79)
0230 - SPORTS Total:	\$0.00	\$4,084.38	\$4,084.38	\$0.00	(\$4,084.38)
5420 - TRUSTLANDS					
1000 - INSTRUCTION					
0131 - TEACHERS	\$0.00	\$543.00	\$543.00	\$0.00	(\$543.00)
0518 - Student Day Travel & Admission	\$1,500.00	\$0.00	\$0.00	\$0.00	\$1,500.00
0610 - SUPPLIES (GEN)	\$2,000.00	\$306.71	\$306.71	\$0.00	\$1,693.29
0644 - LIBRARY BOOKS	\$0.00	\$699.34	\$699.34	\$0.00	(\$699.34)
0670 - SOFTWARE	\$4,500.00	\$3,680.00	\$3,680.00	\$0.00	\$820.00
2220 - LIBRARY/MEDIA SERVICES					
0644 - LIBRARY BOOKS	\$0.00	\$644.14	\$644.14	\$26.95	(\$671.09)
5420 - TRUSTLANDS Total:	\$8,000.00	\$5,873.19	\$5,873.19	\$26.95	\$2,099.86
5678 - TEACHER & STUDENT SUCESS ACT					
1000 - INSTRUCTION					
0610 - SUPPLIES (GEN)	\$0.00	\$272.91	\$272.91	\$0.00	(\$272.91)
5678 - TEACHER & STUDENT SUCESS ACT Total:	\$0.00	\$272.91	\$272.91	\$0.00	(\$272.91)
804 - BVHS Total:	\$41,000.00	\$37,039.31	\$37,039.31	\$543.45	\$3,417.24
808 - EHS					
0050 - CLASSROOM-GENERAL					
0000 - Undesignated					
0600 - Supplies & Materials	\$20,800.00	\$0.00	\$0.00	\$0.00	\$20,800.00
1000 - INSTRUCTION					
0580 - TRAVEL	\$0.00	\$511.26	\$511.26	\$0.00	(\$511.26)
0610 - SUPPLIES (GEN)	\$0.00	\$11,562.24	\$11,562.24	\$10.00	(\$11,572.24)

Garfield County School District

General Ledger - Element Summary Report

Fiscal Year: 2024-2025 From Date:7/1/2024 To Date:6/30/2025

Account Mask: ??????????????????

Account Type: EXPENDITURE

Print accounts with zero balance
 Include Inactive Accounts
 Include PreEncumbrance

Fund / Location / Program / Function / Object	Adjusted Budget	Range To Date	Year To Date	Encumbrance	Budget Balance
0650 - SUPPLIES TECHNOLOGY RELATED	\$0.00	\$885.81	\$885.81	\$0.00	(\$885.81)
0730 - EQUIPMENT	\$0.00	\$675.86	\$675.86	\$0.00	(\$675.86)
2220 - LIBRARY/MEDIA SERVICES					
0644 - LIBRARY BOOKS	\$0.00	\$730.17	\$730.17	\$0.00	(\$730.17)
0050 - CLASSROOM-GENERAL Total:	\$20,800.00	\$14,365.34	\$14,365.34	\$10.00	\$6,424.66
5420 - TRUSTLANDS					
1000 - INSTRUCTION					
0518 - Student Day Travel & Admission	\$12,000.00	\$0.00	\$0.00	\$0.00	\$12,000.00
0610 - SUPPLIES (GEN)	\$0.00	\$1,358.00	\$1,358.00	\$0.00	(\$1,358.00)
0650 - SUPPLIES TECHNOLOGY RELATED	\$4,000.00	\$0.00	\$0.00	\$0.00	\$4,000.00
0670 - SOFTWARE	\$6,000.00	\$780.00	\$780.00	\$0.00	\$5,220.00
5420 - TRUSTLANDS Total:	\$22,000.00	\$2,138.00	\$2,138.00	\$0.00	\$19,862.00
808 - EHS Total:	\$42,800.00	\$16,503.34	\$16,503.34	\$10.00	\$26,286.66
812 - PHS					
0050 - CLASSROOM-GENERAL					
0000 - Undesignated					
0600 - Supplies & Materials	\$37,400.00	\$453.70	\$453.70	\$0.00	\$36,946.30
1000 - INSTRUCTION					
0610 - SUPPLIES (GEN)	\$0.00	\$13,143.77	\$13,143.77	\$246.34	(\$13,390.11)
0640 - Books	\$0.00	\$390.61	\$390.61	\$0.00	(\$390.61)
0650 - SUPPLIES TECHNOLOGY RELATED	\$0.00	\$2,505.03	\$2,505.03	\$0.00	(\$2,505.03)
0730 - EQUIPMENT	\$0.00	\$5,147.90	\$5,147.90	\$0.00	(\$5,147.90)
0050 - CLASSROOM-GENERAL Total:	\$37,400.00	\$21,641.01	\$21,641.01	\$246.34	\$15,512.65
0230 - SPORTS					
1000 - INSTRUCTION					
0730 - EQUIPMENT	\$0.00	\$16,787.33	\$16,787.33	\$0.00	(\$16,787.33)
0230 - SPORTS Total:	\$0.00	\$16,787.33	\$16,787.33	\$0.00	(\$16,787.33)
5420 - TRUSTLANDS					
1000 - INSTRUCTION					
0340 - OTHER PROF SERV	\$10,000.00	\$0.00	\$0.00	\$0.00	\$10,000.00
0518 - Student Day Travel & Admission	\$5,000.00	\$0.00	\$0.00	\$0.00	\$5,000.00
0580 - TRAVEL	\$8,000.00	\$0.00	\$0.00	\$0.00	\$8,000.00
0610 - SUPPLIES (GEN)	\$34,000.00	\$30,559.91	\$30,559.91	\$0.00	\$3,440.09
0640 - Books	\$0.00	\$307.50	\$307.50	\$0.00	(\$307.50)
0650 - SUPPLIES TECHNOLOGY RELATED	\$0.00	\$489.77	\$489.77	\$0.00	(\$489.77)

Garfield County School District

General Ledger - Element Summary Report

Fiscal Year: 2024-2025 From Date:7/1/2024 To Date:6/30/2025

Account Mask: ??????????????????

Account Type: EXPENDITURE

Print accounts with zero balance
 Include Inactive Accounts
 Include PreEncumbrance

Fund / Location / Program / Function / Object	Adjusted Budget	Range To Date	Year To Date	Encumbrance	Budget Balance
0670 - SOFTWARE	\$11,000.00	\$11,597.10	\$11,597.10	\$0.00	(\$597.10)
0734 - TECH HARDWARD	\$20,000.00	\$0.00	\$0.00	\$0.00	\$20,000.00
5420 - TRUSTLANDS Total:	\$88,000.00	\$42,954.28	\$42,954.28	\$0.00	\$45,045.72
5678 - TEACHER & STUDENT SUCESS ACT					
1000 - INSTRUCTION					
0610 - SUPPLIES (GEN)	\$0.00	\$105.34	\$105.34	\$0.00	(\$105.34)
5678 - TEACHER & STUDENT SUCESS ACT Total:	\$0.00	\$105.34	\$105.34	\$0.00	(\$105.34)
812 - PHS Total:	\$125,400.00	\$81,487.96	\$81,487.96	\$246.34	\$43,665.70
10 - Maintenance and Operations Fund Total:	\$1,102,192.55	\$20,637,458.77	\$20,637,458.77	\$1,813,352.00	(\$21,348,618.22)

Garfield County School District

General Ledger - Element Summary Report

Fiscal Year: 2024-2025 From Date:7/1/2024 To Date:6/30/2025

Account Mask: ??????????????????

Account Type: EXPENDITURE

Print accounts with zero balance
 Include Inactive Accounts
 Include PreEncumbrance

Fund / Location / Program / Function / Object	Adjusted Budget	Range To Date	Year To Date	Encumbrance	Budget Balance
21 - Student Activity Fund					
104 - Antimony Elementary					
0508 - Fund 21 Lunch					
1000 - INSTRUCTION					
0610 - SUPPLIES (GEN)	\$0.00	\$86.40	\$86.40	\$0.00	(\$86.40)
0508 - Fund 21 Lunch Total:					(\$86.40)
104 - Antimony Elementary Total:					(\$86.40)
108 - Boulder Elementary					
0502 - CyberCorps					
1000 - INSTRUCTION					
0610 - SUPPLIES (GEN)	\$0.00	\$2.74	\$2.74	\$0.00	(\$2.74)
0502 - CyberCorps Total:					(\$2.74)
0508 - Fund 21 Lunch					
1000 - INSTRUCTION					
0610 - SUPPLIES (GEN)	\$0.00	\$1,517.85	\$1,517.85	\$0.00	(\$1,517.85)
0508 - Fund 21 Lunch Total:					(\$1,517.85)
108 - Boulder Elementary Total:					(\$1,520.59)
112 - Bryce Valley Elementary					
0050 - CLASSROOM-GENERAL					
1000 - INSTRUCTION					
0610 - SUPPLIES (GEN)	\$0.00	\$815.02	\$815.02	\$0.00	(\$815.02)
0050 - CLASSROOM-GENERAL Total:					(\$815.02)
0052 - Activities - Chromebook					
1000 - INSTRUCTION					
0610 - SUPPLIES (GEN)	\$0.00	\$5,760.00	\$5,760.00	\$0.00	(\$5,760.00)
0052 - Activities - Chromebook Total:					(\$5,760.00)
0250 - Yearbook					
1000 - INSTRUCTION					
0610 - SUPPLIES (GEN)	\$0.00	\$1,039.76	\$1,039.76	\$0.00	(\$1,039.76)
0250 - Yearbook Total:					(\$1,039.76)
0260 - Student Body					
1000 - INSTRUCTION					
0610 - SUPPLIES (GEN)	\$0.00	\$2,907.86	\$2,907.86	\$0.00	(\$2,907.86)
0260 - Student Body Total:					(\$2,907.86)
0261 - Class Accounts					

Garfield County School District

General Ledger - Element Summary Report

Fiscal Year: 2024-2025 From Date: 7/1/2024 To Date: 6/30/2025

Account Mask: ??????????????????

Account Type: EXPENDITURE

Print accounts with zero balance
 Include Inactive Accounts
 Include PreEncumbrance

Fund / Location / Program / Function / Object	Adjusted Budget	Range To Date	Year To Date	Encumbrance	Budget Balance
1000 - INSTRUCTION					
0610 - SUPPLIES (GEN)	\$0.00	\$900.00	\$900.00	\$0.00	(\$900.00)
0261 - Class Accounts Total:	\$0.00	\$900.00	\$900.00	\$0.00	(\$900.00)
0502 - CyberCorps					
1000 - INSTRUCTION					
0610 - SUPPLIES (GEN)	\$0.00	\$4,489.40	\$4,489.40	\$0.00	(\$4,489.40)
0502 - CyberCorps Total:	\$0.00	\$4,489.40	\$4,489.40	\$0.00	(\$4,489.40)
0504 - Washington DC - Current Year					
1000 - INSTRUCTION					
0610 - SUPPLIES (GEN)	\$0.00	\$7,690.19	\$7,690.19	\$0.00	(\$7,690.19)
0504 - Washington DC - Current Year Total:	\$0.00	\$7,690.19	\$7,690.19	\$0.00	(\$7,690.19)
0508 - Fund 21 Lunch					
1000 - INSTRUCTION					
0610 - SUPPLIES (GEN)	\$0.00	\$18,235.68	\$18,235.68	\$0.00	(\$18,235.68)
0508 - Fund 21 Lunch Total:	\$0.00	\$18,235.68	\$18,235.68	\$0.00	(\$18,235.68)
3600 - Student					
1000 - INSTRUCTION					
0610 - SUPPLIES (GEN)	\$0.00	(\$916.82)	(\$916.82)	\$0.00	\$916.82
3600 - Student Total:	\$0.00	(\$916.82)	(\$916.82)	\$0.00	\$916.82
112 - Bryce Valley Elementary Total:	\$0.00	\$40,921.09	\$40,921.09	\$0.00	(\$40,921.09)
116 - Escalante Elementary					
0260 - Student Body					
1000 - INSTRUCTION					
0610 - SUPPLIES (GEN)	\$0.00	\$127.31	\$127.31	\$0.00	(\$127.31)
0260 - Student Body Total:	\$0.00	\$127.31	\$127.31	\$0.00	(\$127.31)
0503 - Washington DC - Prior Year					
1000 - INSTRUCTION					
0610 - SUPPLIES (GEN)	\$0.00	\$700.00	\$700.00	\$0.00	(\$700.00)
0503 - Washington DC - Prior Year Total:	\$0.00	\$700.00	\$700.00	\$0.00	(\$700.00)
0504 - Washington DC - Current Year					
1000 - INSTRUCTION					
0610 - SUPPLIES (GEN)	\$0.00	\$21,250.00	\$21,250.00	\$0.00	(\$21,250.00)
0504 - Washington DC - Current Year Total:	\$0.00	\$21,250.00	\$21,250.00	\$0.00	(\$21,250.00)
0505 - Holiday Bonus					
1000 - INSTRUCTION					

Garfield County School District

General Ledger - Element Summary Report

Fiscal Year: 2024-2025 From Date:7/1/2024 To Date:6/30/2025

Account Mask: ??????????????????

Account Type: EXPENDITURE

Print accounts with zero balance
 Include Inactive Accounts
 Include PreEncumbrance

Fund / Location / Program / Function / Object	Adjusted Budget	Range To Date	Year To Date	Encumbrance	Budget Balance
0610 - SUPPLIES (GEN)	\$0.00	\$1,250.00	\$1,250.00	\$0.00	(\$1,250.00)
0505 - Holiday Bonus Total:	\$0.00	\$1,250.00	\$1,250.00	\$0.00	(\$1,250.00)
0508 - Fund 21 Lunch					
1000 - INSTRUCTION					
0610 - SUPPLIES (GEN)	\$0.00	\$8,746.35	\$8,746.35	\$0.00	(\$8,746.35)
0508 - Fund 21 Lunch Total:	\$0.00	\$8,746.35	\$8,746.35	\$0.00	(\$8,746.35)
3600 - Student					
1000 - INSTRUCTION					
0610 - SUPPLIES (GEN)	\$0.00	\$171.84	\$171.84	\$0.00	(\$171.84)
3600 - Student Total:	\$0.00	\$171.84	\$171.84	\$0.00	(\$171.84)
116 - Escalante Elementary Total:	\$0.00	\$32,245.50	\$32,245.50	\$0.00	(\$32,245.50)
124 - Panguitch Elementary					
0050 - CLASSROOM-GENERAL					
1000 - INSTRUCTION					
0610 - SUPPLIES (GEN)	\$0.00	\$397.02	\$397.02	\$0.00	(\$397.02)
0050 - CLASSROOM-GENERAL Total:	\$0.00	\$397.02	\$397.02	\$0.00	(\$397.02)
0260 - Student Body					
1000 - INSTRUCTION					
0610 - SUPPLIES (GEN)	\$0.00	\$4,248.54	\$4,248.54	\$0.00	(\$4,248.54)
0260 - Student Body Total:	\$0.00	\$4,248.54	\$4,248.54	\$0.00	(\$4,248.54)
0502 - CyberCorps					
1000 - INSTRUCTION					
0610 - SUPPLIES (GEN)	\$0.00	\$6,014.90	\$6,014.90	\$0.00	(\$6,014.90)
0502 - CyberCorps Total:	\$0.00	\$6,014.90	\$6,014.90	\$0.00	(\$6,014.90)
0504 - Washington DC - Current Year					
1000 - INSTRUCTION					
0610 - SUPPLIES (GEN)	\$0.00	\$14,337.68	\$14,337.68	\$0.00	(\$14,337.68)
0504 - Washington DC - Current Year Total:	\$0.00	\$14,337.68	\$14,337.68	\$0.00	(\$14,337.68)
0505 - Holiday Bonus					
1000 - INSTRUCTION					
0610 - SUPPLIES (GEN)	\$0.00	\$21,217.32	\$21,217.32	\$0.00	(\$21,217.32)
0505 - Holiday Bonus Total:	\$0.00	\$21,217.32	\$21,217.32	\$0.00	(\$21,217.32)
0506 - Wellness					
0000 - Undesignated					
0610 - SUPPLIES (GEN)	\$0.00	\$550.72	\$550.72	\$0.00	(\$550.72)

Garfield County School District

General Ledger - Element Summary Report

Fiscal Year: 2024-2025 From Date:7/1/2024 To Date:6/30/2025

Account Mask: ??????????????????

Account Type: EXPENDITURE

Print accounts with zero balance
 Include Inactive Accounts
 Include PreEncumbrance

Fund / Location / Program / Function / Object	Adjusted Budget	Range To Date	Year To Date	Encumbrance	Budget Balance
0506 - Wellness Total:	\$0.00	\$550.72	\$550.72	\$0.00	(\$550.72)
0508 - Fund 21 Lunch					
1000 - INSTRUCTION					
0610 - SUPPLIES (GEN)	\$0.00	\$29,624.67	\$29,624.67	\$0.00	(\$29,624.67)
0508 - Fund 21 Lunch Total:	\$0.00	\$29,624.67	\$29,624.67	\$0.00	(\$29,624.67)
124 - Panguitch Elementary Total:	\$0.00	\$76,390.85	\$76,390.85	\$0.00	(\$76,390.85)
304 - Panguitch Middle					
0050 - CLASSROOM-GENERAL					
1000 - INSTRUCTION					
0610 - SUPPLIES (GEN)	\$0.00	\$1,335.00	\$1,335.00	\$0.00	(\$1,335.00)
0050 - CLASSROOM-GENERAL Total:	\$0.00	\$1,335.00	\$1,335.00	\$0.00	(\$1,335.00)
0230 - SPORTS					
1000 - INSTRUCTION					
0870 - INDIRECT COSTS RESTRICTED	\$0.00	\$490.00	\$490.00	\$0.00	(\$490.00)
0230 - SPORTS Total:	\$0.00	\$490.00	\$490.00	\$0.00	(\$490.00)
0260 - Student Body					
1000 - INSTRUCTION					
0610 - SUPPLIES (GEN)	\$0.00	\$1,381.00	\$1,381.00	\$0.00	(\$1,381.00)
0260 - Student Body Total:	\$0.00	\$1,381.00	\$1,381.00	\$0.00	(\$1,381.00)
0508 - Fund 21 Lunch					
1000 - INSTRUCTION					
0610 - SUPPLIES (GEN)	\$0.00	\$2,698.55	\$2,698.55	\$0.00	(\$2,698.55)
0508 - Fund 21 Lunch Total:	\$0.00	\$2,698.55	\$2,698.55	\$0.00	(\$2,698.55)
304 - Panguitch Middle Total:	\$0.00	\$5,904.55	\$5,904.55	\$0.00	(\$5,904.55)
704 - Bryce Valley High					
0015 - AGRICULTURE					
1000 - INSTRUCTION					
0610 - SUPPLIES (GEN)	\$0.00	\$377.00	\$377.00	\$0.00	(\$377.00)
0015 - AGRICULTURE Total:	\$0.00	\$377.00	\$377.00	\$0.00	(\$377.00)
0030 - ATHLETICS (INTERSCHOOL)					
1000 - INSTRUCTION					
0610 - SUPPLIES (GEN)	\$0.00	\$8,838.02	\$8,838.02	\$0.00	(\$8,838.02)
0030 - ATHLETICS (INTERSCHOOL) Total:	\$0.00	\$8,838.02	\$8,838.02	\$0.00	(\$8,838.02)
0035 - Cheerleading					
1000 - INSTRUCTION					

Garfield County School District

General Ledger - Element Summary Report

Fiscal Year: 2024-2025 From Date:7/1/2024 To Date:6/30/2025

Account Mask: ??????????????????

Account Type: EXPENDITURE

Print accounts with zero balance
 Include Inactive Accounts
 Include PreEncumbrance

Fund / Location / Program / Function / Object	Adjusted Budget	Range To Date	Year To Date	Encumbrance	Budget Balance
0610 - SUPPLIES (GEN)	\$0.00	\$2,552.96	\$2,552.96	\$0.00	(\$2,552.96)
0035 - Cheerleading Total:	\$0.00	\$2,552.96	\$2,552.96	\$0.00	(\$2,552.96)
0111 - Debate					
1000 - INSTRUCTION					
0610 - SUPPLIES (GEN)	\$0.00	\$700.00	\$700.00	\$0.00	(\$700.00)
0111 - Debate Total:	\$0.00	\$700.00	\$700.00	\$0.00	(\$700.00)
0114 - SPEECH AND DRAMA					
1000 - INSTRUCTION					
0610 - SUPPLIES (GEN)	\$0.00	\$1,107.32	\$1,107.32	\$0.00	(\$1,107.32)
0114 - SPEECH AND DRAMA Total:	\$0.00	\$1,107.32	\$1,107.32	\$0.00	(\$1,107.32)
0130 - HOMEMAKING					
1000 - INSTRUCTION					
0610 - SUPPLIES (GEN)	\$0.00	\$2,356.94	\$2,356.94	\$0.00	(\$2,356.94)
0130 - HOMEMAKING Total:	\$0.00	\$2,356.94	\$2,356.94	\$0.00	(\$2,356.94)
0140 - INDUSTRIAL ARTS					
1000 - INSTRUCTION					
0610 - SUPPLIES (GEN)	\$0.00	\$776.50	\$776.50	\$0.00	(\$776.50)
0140 - INDUSTRIAL ARTS Total:	\$0.00	\$776.50	\$776.50	\$0.00	(\$776.50)
0231 - Boys Basketball					
1000 - INSTRUCTION					
0610 - SUPPLIES (GEN)	\$0.00	\$1,580.92	\$1,580.92	\$0.00	(\$1,580.92)
0231 - Boys Basketball Total:	\$0.00	\$1,580.92	\$1,580.92	\$0.00	(\$1,580.92)
0232 - BASEBALL					
1000 - INSTRUCTION					
0610 - SUPPLIES (GEN)	\$0.00	\$4,404.11	\$4,404.11	\$0.00	(\$4,404.11)
0232 - BASEBALL Total:	\$0.00	\$4,404.11	\$4,404.11	\$0.00	(\$4,404.11)
0242 - VOLLEYBALL					
1000 - INSTRUCTION					
0610 - SUPPLIES (GEN)	\$0.00	\$340.00	\$340.00	\$0.00	(\$340.00)
0242 - VOLLEYBALL Total:	\$0.00	\$340.00	\$340.00	\$0.00	(\$340.00)
0245 - WRESTLING					
1000 - INSTRUCTION					
0610 - SUPPLIES (GEN)	\$0.00	\$1,052.90	\$1,052.90	\$0.00	(\$1,052.90)
0245 - WRESTLING Total:	\$0.00	\$1,052.90	\$1,052.90	\$0.00	(\$1,052.90)
0248 - Girls Basketball					

Garfield County School District

General Ledger - Element Summary Report

Fiscal Year: 2024-2025 From Date:7/1/2024 To Date:6/30/2025

Account Mask: ??????????????????

Account Type: EXPENDITURE

Print accounts with zero balance
 Include Inactive Accounts
 Include PreEncumbrance

Fund / Location / Program / Function / Object	Adjusted Budget	Range To Date	Year To Date	Encumbrance	Budget Balance
1000 - INSTRUCTION					
0610 - SUPPLIES (GEN)	\$0.00	\$969.60	\$969.60	\$0.00	(\$969.60)
0248 - Girls Basketball Total:	\$0.00	\$969.60	\$969.60	\$0.00	(\$969.60)
0250 - Yearbook					
1000 - INSTRUCTION					
0610 - SUPPLIES (GEN)	\$0.00	\$6,236.55	\$6,236.55	\$0.00	(\$6,236.55)
0250 - Yearbook Total:	\$0.00	\$6,236.55	\$6,236.55	\$0.00	(\$6,236.55)
0260 - Student Body					
1000 - INSTRUCTION					
0610 - SUPPLIES (GEN)	\$0.00	\$11,363.20	\$11,363.20	\$0.00	(\$11,363.20)
0260 - Student Body Total:	\$0.00	\$11,363.20	\$11,363.20	\$0.00	(\$11,363.20)
0261 - Class Accounts					
1000 - INSTRUCTION					
0610 - SUPPLIES (GEN)	\$0.00	\$1,076.90	\$1,076.90	\$0.00	(\$1,076.90)
0261 - Class Accounts Total:	\$0.00	\$1,076.90	\$1,076.90	\$0.00	(\$1,076.90)
0262 - Class Accounts					
1000 - INSTRUCTION					
0610 - SUPPLIES (GEN)	\$0.00	\$3,195.08	\$3,195.08	\$0.00	(\$3,195.08)
0262 - Class Accounts Total:	\$0.00	\$3,195.08	\$3,195.08	\$0.00	(\$3,195.08)
0263 - Class Accounts					
1000 - INSTRUCTION					
0610 - SUPPLIES (GEN)	\$0.00	\$25.00	\$25.00	\$0.00	(\$25.00)
0263 - Class Accounts Total:	\$0.00	\$25.00	\$25.00	\$0.00	(\$25.00)
0508 - Fund 21 Lunch					
1000 - INSTRUCTION					
0610 - SUPPLIES (GEN)	\$0.00	\$32,938.06	\$32,938.06	\$0.00	(\$32,938.06)
0508 - Fund 21 Lunch Total:	\$0.00	\$32,938.06	\$32,938.06	\$0.00	(\$32,938.06)
3600 - Student					
1000 - INSTRUCTION					
0610 - SUPPLIES (GEN)	\$0.00	\$72.54	\$72.54	\$0.00	(\$72.54)
3600 - Student Total:	\$0.00	\$72.54	\$72.54	\$0.00	(\$72.54)
704 - Bryce Valley High Total:	\$0.00	\$79,963.60	\$79,963.60	\$0.00	(\$79,963.60)
708 - Escalante High					
0015 - AGRICULTURE					
1000 - INSTRUCTION					

Garfield County School District

General Ledger - Element Summary Report

Fiscal Year: 2024-2025 From Date:7/1/2024 To Date:6/30/2025

Account Mask: ??????????????????

Account Type: EXPENDITURE

Print accounts with zero balance
 Include Inactive Accounts
 Include PreEncumbrance

Fund / Location / Program / Function / Object	Adjusted Budget	Range To Date	Year To Date	Encumbrance	Budget Balance
0610 - SUPPLIES (GEN)	\$0.00	\$831.92	\$831.92	\$0.00	(\$831.92)
0015 - AGRICULTURE Total:	\$0.00	\$831.92	\$831.92	\$0.00	(\$831.92)
0030 - ATHLETICS (INTERSCHOOL)					
1000 - INSTRUCTION					
0610 - SUPPLIES (GEN)	\$0.00	\$389.86	\$389.86	\$0.00	(\$389.86)
0030 - ATHLETICS (INTERSCHOOL) Total:	\$0.00	\$389.86	\$389.86	\$0.00	(\$389.86)
0034 - Track and Cross Country					
1000 - INSTRUCTION					
0610 - SUPPLIES (GEN)	\$0.00	\$3,046.25	\$3,046.25	\$0.00	(\$3,046.25)
0034 - Track and Cross Country Total:	\$0.00	\$3,046.25	\$3,046.25	\$0.00	(\$3,046.25)
0035 - Cheerleading					
1000 - INSTRUCTION					
0610 - SUPPLIES (GEN)	\$0.00	\$5,737.87	\$5,737.87	\$0.00	(\$5,737.87)
0035 - Cheerleading Total:	\$0.00	\$5,737.87	\$5,737.87	\$0.00	(\$5,737.87)
0052 - Activities - Chromebook					
1000 - INSTRUCTION					
0610 - SUPPLIES (GEN)	\$0.00	\$1,000.00	\$1,000.00	\$0.00	(\$1,000.00)
0052 - Activities - Chromebook Total:	\$0.00	\$1,000.00	\$1,000.00	\$0.00	(\$1,000.00)
0100 - DRIVER EDUCATION (CLASSROOM)					
1000 - INSTRUCTION					
0610 - SUPPLIES (GEN)	\$0.00	\$1,750.00	\$1,750.00	\$0.00	(\$1,750.00)
0100 - DRIVER EDUCATION (CLASSROOM) Total:	\$0.00	\$1,750.00	\$1,750.00	\$0.00	(\$1,750.00)
0130 - HOMEMAKING					
1000 - INSTRUCTION					
0610 - SUPPLIES (GEN)	\$0.00	\$99.51	\$99.51	\$0.00	(\$99.51)
0130 - HOMEMAKING Total:	\$0.00	\$99.51	\$99.51	\$0.00	(\$99.51)
0140 - INDUSTRIAL ARTS					
1000 - INSTRUCTION					
0610 - SUPPLIES (GEN)	\$0.00	\$145.75	\$145.75	\$0.00	(\$145.75)
0140 - INDUSTRIAL ARTS Total:	\$0.00	\$145.75	\$145.75	\$0.00	(\$145.75)
0231 - Boys Basketball					
1000 - INSTRUCTION					
0610 - SUPPLIES (GEN)	\$0.00	\$3,010.54	\$3,010.54	\$0.00	(\$3,010.54)
0231 - Boys Basketball Total:	\$0.00	\$3,010.54	\$3,010.54	\$0.00	(\$3,010.54)

Garfield County School District

General Ledger - Element Summary Report

Fiscal Year: 2024-2025 From Date:7/1/2024 To Date:6/30/2025

Account Mask: ??????????????????

Account Type: EXPENDITURE

Print accounts with zero balance
 Include Inactive Accounts
 Include PreEncumbrance

Fund / Location / Program / Function / Object	Adjusted Budget	Range To Date	Year To Date	Encumbrance	Budget Balance
0236 - FOOTBALL					
1000 - INSTRUCTION					
0610 - SUPPLIES (GEN)	\$0.00	\$12,945.14	\$12,945.14	\$14,990.00	(\$27,935.14)
0236 - FOOTBALL Total:	\$0.00	\$12,945.14	\$12,945.14	\$14,990.00	(\$27,935.14)
0242 - VOLLEYBALL					
1000 - INSTRUCTION					
0610 - SUPPLIES (GEN)	\$0.00	\$4,269.07	\$4,269.07	\$0.00	(\$4,269.07)
0242 - VOLLEYBALL Total:	\$0.00	\$4,269.07	\$4,269.07	\$0.00	(\$4,269.07)
0245 - WRESTLING					
1000 - INSTRUCTION					
0610 - SUPPLIES (GEN)	\$0.00	\$2,042.33	\$2,042.33	\$0.00	(\$2,042.33)
0245 - WRESTLING Total:	\$0.00	\$2,042.33	\$2,042.33	\$0.00	(\$2,042.33)
0248 - Girls Basketball					
1000 - INSTRUCTION					
0610 - SUPPLIES (GEN)	\$0.00	\$7,488.98	\$7,488.98	\$0.00	(\$7,488.98)
0248 - Girls Basketball Total:	\$0.00	\$7,488.98	\$7,488.98	\$0.00	(\$7,488.98)
0250 - Yearbook					
1000 - INSTRUCTION					
0610 - SUPPLIES (GEN)	\$0.00	\$3,382.50	\$3,382.50	\$0.00	(\$3,382.50)
0250 - Yearbook Total:	\$0.00	\$3,382.50	\$3,382.50	\$0.00	(\$3,382.50)
0260 - Student Body					
1000 - INSTRUCTION					
0610 - SUPPLIES (GEN)	\$0.00	\$7,353.25	\$7,353.25	\$0.00	(\$7,353.25)
0260 - Student Body Total:	\$0.00	\$7,353.25	\$7,353.25	\$0.00	(\$7,353.25)
0262 - Class Accounts					
1000 - INSTRUCTION					
0610 - SUPPLIES (GEN)	\$0.00	\$3,470.29	\$3,470.29	\$0.00	(\$3,470.29)
0262 - Class Accounts Total:	\$0.00	\$3,470.29	\$3,470.29	\$0.00	(\$3,470.29)
0263 - Class Accounts					
1000 - INSTRUCTION					
0610 - SUPPLIES (GEN)	\$0.00	\$4,809.77	\$4,809.77	\$0.00	(\$4,809.77)
0263 - Class Accounts Total:	\$0.00	\$4,809.77	\$4,809.77	\$0.00	(\$4,809.77)
0264 - Class Accounts					
1000 - INSTRUCTION					
0610 - SUPPLIES (GEN)	\$0.00	\$50.00	\$50.00	\$0.00	(\$50.00)

Garfield County School District

General Ledger - Element Summary Report

Fiscal Year: 2024-2025 From Date:7/1/2024 To Date:6/30/2025

Account Mask: ??????????????????

Account Type: EXPENDITURE

Print accounts with zero balance
 Include Inactive Accounts
 Include PreEncumbrance

Fund / Location / Program / Function / Object	Adjusted Budget	Range To Date	Year To Date	Encumbrance	Budget Balance
0264 - Class Accounts Total:	\$0.00	\$50.00	\$50.00	\$0.00	(\$50.00)
0501 - Fitness Center					
1000 - INSTRUCTION					
0610 - SUPPLIES (GEN)	\$0.00	\$7,030.54	\$7,030.54	\$0.00	(\$7,030.54)
0501 - Fitness Center Total:	\$0.00	\$7,030.54	\$7,030.54	\$0.00	(\$7,030.54)
0508 - Fund 21 Lunch					
1000 - INSTRUCTION					
0610 - SUPPLIES (GEN)	\$0.00	\$9,556.20	\$9,556.20	\$0.00	(\$9,556.20)
0508 - Fund 21 Lunch Total:	\$0.00	\$9,556.20	\$9,556.20	\$0.00	(\$9,556.20)
708 - Escalante High Total:	\$0.00	\$78,409.77	\$78,409.77	\$14,990.00	(\$93,399.77)
712 - Panguitch High					
0015 - AGRICULTURE					
1000 - INSTRUCTION					
0610 - SUPPLIES (GEN)	\$0.00	\$5,153.04	\$5,153.04	\$0.00	(\$5,153.04)
0015 - AGRICULTURE Total:	\$0.00	\$5,153.04	\$5,153.04	\$0.00	(\$5,153.04)
0030 - ATHLETICS (INTERSCHOOL)					
1000 - INSTRUCTION					
0610 - SUPPLIES (GEN)	\$0.00	\$33,713.44	\$33,713.44	\$0.00	(\$33,713.44)
0030 - ATHLETICS (INTERSCHOOL) Total:	\$0.00	\$33,713.44	\$33,713.44	\$0.00	(\$33,713.44)
0034 - Track and Cross Country					
1000 - INSTRUCTION					
0610 - SUPPLIES (GEN)	\$0.00	\$2,168.36	\$2,168.36	\$0.00	(\$2,168.36)
0034 - Track and Cross Country Total:	\$0.00	\$2,168.36	\$2,168.36	\$0.00	(\$2,168.36)
0035 - Cheerleading					
1000 - INSTRUCTION					
0610 - SUPPLIES (GEN)	\$0.00	\$20,533.79	\$20,533.79	\$0.00	(\$20,533.79)
0035 - Cheerleading Total:	\$0.00	\$20,533.79	\$20,533.79	\$0.00	(\$20,533.79)
0037 - Undesignated					
1000 - INSTRUCTION					
0610 - SUPPLIES (GEN)	\$0.00	\$17,348.62	\$17,348.62	\$0.00	(\$17,348.62)
0037 - Undesignated Total:	\$0.00	\$17,348.62	\$17,348.62	\$0.00	(\$17,348.62)
0052 - Activities - Chromebook					
1000 - INSTRUCTION					
0610 - SUPPLIES (GEN)	\$0.00	\$669.00	\$669.00	\$0.00	(\$669.00)
0052 - Activities - Chromebook Total:	\$0.00	\$669.00	\$669.00	\$0.00	(\$669.00)

Garfield County School District

General Ledger - Element Summary Report

Fiscal Year: 2024-2025 From Date:7/1/2024 To Date:6/30/2025

Account Mask: ??????????????????

Account Type: EXPENDITURE

Print accounts with zero balance Include Inactive Accounts Include PreEncumbrance

Fund / Location / Program / Function / Object	Adjusted Budget	Range To Date	Year To Date	Encumbrance	Budget Balance
0100 - DRIVER EDUCATION (CLASSROOM)					
1000 - INSTRUCTION					
0610 - SUPPLIES (GEN)	\$0.00	\$5,850.00	\$5,850.00	\$0.00	(\$5,850.00)
0100 - DRIVER EDUCATION (CLASSROOM) Total:	\$0.00	\$5,850.00	\$5,850.00	\$0.00	(\$5,850.00)
0111 - Debate					
1000 - INSTRUCTION					
0610 - SUPPLIES (GEN)	\$0.00	\$4,317.74	\$4,317.74	\$0.00	(\$4,317.74)
0111 - Debate Total:	\$0.00	\$4,317.74	\$4,317.74	\$0.00	(\$4,317.74)
0114 - SPEECH AND DRAMA					
1000 - INSTRUCTION					
0610 - SUPPLIES (GEN)	\$0.00	\$6,670.42	\$6,670.42	\$0.00	(\$6,670.42)
0114 - SPEECH AND DRAMA Total:	\$0.00	\$6,670.42	\$6,670.42	\$0.00	(\$6,670.42)
0130 - HOMEMAKING					
1000 - INSTRUCTION					
0610 - SUPPLIES (GEN)	\$0.00	\$1,096.89	\$1,096.89	\$0.00	(\$1,096.89)
0130 - HOMEMAKING Total:	\$0.00	\$1,096.89	\$1,096.89	\$0.00	(\$1,096.89)
0140 - INDUSTRIAL ARTS					
1000 - INSTRUCTION					
0610 - SUPPLIES (GEN)	\$0.00	\$3,218.41	\$3,218.41	\$0.00	(\$3,218.41)
0140 - INDUSTRIAL ARTS Total:	\$0.00	\$3,218.41	\$3,218.41	\$0.00	(\$3,218.41)
0231 - Boys Basketball					
1000 - INSTRUCTION					
0610 - SUPPLIES (GEN)	\$0.00	\$19,877.97	\$19,877.97	\$0.00	(\$19,877.97)
0231 - Boys Basketball Total:	\$0.00	\$19,877.97	\$19,877.97	\$0.00	(\$19,877.97)
0232 - BASEBALL					
1000 - INSTRUCTION					
0610 - SUPPLIES (GEN)	\$0.00	\$11,483.76	\$11,483.76	\$0.00	(\$11,483.76)
0232 - BASEBALL Total:	\$0.00	\$11,483.76	\$11,483.76	\$0.00	(\$11,483.76)
0236 - FOOTBALL					
1000 - INSTRUCTION					
0610 - SUPPLIES (GEN)	\$0.00	\$22,732.47	\$22,732.47	\$5,355.00	(\$28,087.47)
0236 - FOOTBALL Total:	\$0.00	\$22,732.47	\$22,732.47	\$5,355.00	(\$28,087.47)
0238 - GOLF					
1000 - INSTRUCTION					

Garfield County School District

General Ledger - Element Summary Report

Fiscal Year: 2024-2025 From Date:7/1/2024 To Date:6/30/2025

Account Mask: ??????????????????

Account Type: EXPENDITURE

Print accounts with zero balance
 Include Inactive Accounts
 Include PreEncumbrance

Fund / Location / Program / Function / Object	Adjusted Budget	Range To Date	Year To Date	Encumbrance	Budget Balance
0610 - SUPPLIES (GEN)	\$0.00	\$3,728.96	\$3,728.96	\$0.00	(\$3,728.96)
0238 - GOLF Total:	\$0.00	\$3,728.96	\$3,728.96	\$0.00	(\$3,728.96)
0240 - SOFTBALL					
1000 - INSTRUCTION					
0610 - SUPPLIES (GEN)	\$0.00	\$15,645.51	\$15,645.51	\$0.00	(\$15,645.51)
0240 - SOFTBALL Total:	\$0.00	\$15,645.51	\$15,645.51	\$0.00	(\$15,645.51)
0242 - VOLLEYBALL					
1000 - INSTRUCTION					
0610 - SUPPLIES (GEN)	\$0.00	\$9,578.72	\$9,578.72	\$0.00	(\$9,578.72)
0242 - VOLLEYBALL Total:	\$0.00	\$9,578.72	\$9,578.72	\$0.00	(\$9,578.72)
0245 - WRESTLING					
1000 - INSTRUCTION					
0610 - SUPPLIES (GEN)	\$0.00	\$21,330.24	\$21,330.24	\$0.00	(\$21,330.24)
0245 - WRESTLING Total:	\$0.00	\$21,330.24	\$21,330.24	\$0.00	(\$21,330.24)
0248 - Girls Basketball					
1000 - INSTRUCTION					
0610 - SUPPLIES (GEN)	\$0.00	\$19,043.15	\$19,043.15	\$0.00	(\$19,043.15)
0248 - Girls Basketball Total:	\$0.00	\$19,043.15	\$19,043.15	\$0.00	(\$19,043.15)
0250 - Yearbook					
1000 - INSTRUCTION					
0610 - SUPPLIES (GEN)	\$0.00	\$1,683.14	\$1,683.14	\$0.00	(\$1,683.14)
0250 - Yearbook Total:	\$0.00	\$1,683.14	\$1,683.14	\$0.00	(\$1,683.14)
0260 - Student Body					
1000 - INSTRUCTION					
0610 - SUPPLIES (GEN)	\$0.00	\$10,313.31	\$10,313.31	\$0.00	(\$10,313.31)
0260 - Student Body Total:	\$0.00	\$10,313.31	\$10,313.31	\$0.00	(\$10,313.31)
0262 - Class Accounts					
1000 - INSTRUCTION					
0610 - SUPPLIES (GEN)	\$0.00	\$5,109.52	\$5,109.52	\$0.00	(\$5,109.52)
0262 - Class Accounts Total:	\$0.00	\$5,109.52	\$5,109.52	\$0.00	(\$5,109.52)
0263 - Class Accounts					
1000 - INSTRUCTION					
0610 - SUPPLIES (GEN)	\$0.00	\$4,091.77	\$4,091.77	\$0.00	(\$4,091.77)
0263 - Class Accounts Total:	\$0.00	\$4,091.77	\$4,091.77	\$0.00	(\$4,091.77)
0264 - Class Accounts					

Garfield County School District

General Ledger - Element Summary Report

Fiscal Year: 2024-2025 From Date:7/1/2024 To Date:6/30/2025

Account Mask: ??????????????????

Account Type: EXPENDITURE

Print accounts with zero balance
 Include Inactive Accounts
 Include PreEncumbrance

Fund / Location / Program / Function / Object	Adjusted Budget	Range To Date	Year To Date	Encumbrance	Budget Balance
1000 - INSTRUCTION					
0610 - SUPPLIES (GEN)	\$0.00	\$1,006.03	\$1,006.03	\$0.00	(\$1,006.03)
0264 - Class Accounts Total:	\$0.00	\$1,006.03	\$1,006.03	\$0.00	(\$1,006.03)
0265 - Class Accounts					
1000 - INSTRUCTION					
0610 - SUPPLIES (GEN)	\$0.00	\$187.45	\$187.45	\$0.00	(\$187.45)
0265 - Class Accounts Total:	\$0.00	\$187.45	\$187.45	\$0.00	(\$187.45)
0266 - School Concession Program					
1000 - INSTRUCTION					
0610 - SUPPLIES (GEN)	\$0.00	\$1,841.33	\$1,841.33	\$0.00	(\$1,841.33)
0266 - School Concession Program Total:	\$0.00	\$1,841.33	\$1,841.33	\$0.00	(\$1,841.33)
0267 - School Concession Program					
1000 - INSTRUCTION					
0610 - SUPPLIES (GEN)	\$0.00	\$729.16	\$729.16	\$0.00	(\$729.16)
0267 - School Concession Program Total:	\$0.00	\$729.16	\$729.16	\$0.00	(\$729.16)
0268 - Undesignated					
1000 - INSTRUCTION					
0610 - SUPPLIES (GEN)	\$0.00	\$1,153.66	\$1,153.66	\$0.00	(\$1,153.66)
0268 - Undesignated Total:	\$0.00	\$1,153.66	\$1,153.66	\$0.00	(\$1,153.66)
0269 - Undesignated					
1000 - INSTRUCTION					
0610 - SUPPLIES (GEN)	\$0.00	\$854.05	\$854.05	\$0.00	(\$854.05)
0269 - Undesignated Total:	\$0.00	\$854.05	\$854.05	\$0.00	(\$854.05)
0270 - Undesignated					
1000 - INSTRUCTION					
0610 - SUPPLIES (GEN)	\$0.00	\$613.45	\$613.45	\$0.00	(\$613.45)
0270 - Undesignated Total:	\$0.00	\$613.45	\$613.45	\$0.00	(\$613.45)
0271 - Undesignated					
1000 - INSTRUCTION					
0610 - SUPPLIES (GEN)	\$0.00	\$2,220.00	\$2,220.00	\$0.00	(\$2,220.00)
0271 - Undesignated Total:	\$0.00	\$2,220.00	\$2,220.00	\$0.00	(\$2,220.00)
3600 - Student					
1000 - INSTRUCTION					
0610 - SUPPLIES (GEN)	\$0.00	\$1,350.52	\$1,350.52	\$29.68	(\$1,380.20)
3600 - Student Total:	\$0.00	\$1,350.52	\$1,350.52	\$29.68	(\$1,380.20)

Garfield County School District

General Ledger - Element Summary Report

Fiscal Year: 2024-2025 From Date:7/1/2024 To Date:6/30/2025

Account Mask: ??????????????????

Account Type: EXPENDITURE

- Print accounts with zero balance
 Include Inactive Accounts
 Include PreEncumbrance

Fund / Location / Program / Function / Object	Adjusted Budget	Range To Date	Year To Date	Encumbrance	Budget Balance
712 - Panguitch High Total:	\$0.00	\$255,313.88	\$255,313.88	\$5,384.68	(\$260,698.56)
21 - Student Activity Fund Total:	\$0.00	\$570,756.23	\$570,756.23	\$20,374.68	(\$591,130.91)

Garfield County School District

General Ledger - Element Summary Report

Fiscal Year: 2024-2025 From Date: 7/1/2024 To Date: 6/30/2025

Account Mask: ??????????????????

Account Type: EXPENDITURE

Print accounts with zero balance
 Include Inactive Accounts
 Include PreEncumbrance

Fund / Location / Program / Function / Object	Adjusted Budget	Range To Date	Year To Date	Encumbrance	Budget Balance
32 - Capital Projects Fund					
124 - Panguitch Elementary					
5500 - PUBLIC EDUCATION CAPITAL OUTLAY					
4600 - SITE IMPROVEMENT					
0450 - Construction Services	\$0.00	\$64,989.28	\$64,989.28	\$0.00	(\$64,989.28)
4900 - OTHER FACILITIES ACQUISITION & CONSTRUCTION SERVIC					
0710 - SITE ACQUISITION	\$0.00	\$17,173.00	\$17,173.00	\$17,173.00	(\$34,346.00)
5500 - PUBLIC EDUCATION CAPITAL OUTLAY Total:	\$0.00	\$82,162.28	\$82,162.28	\$17,173.00	(\$99,335.28)
124 - Panguitch Elementary Total:	\$0.00	\$82,162.28	\$82,162.28	\$17,173.00	(\$99,335.28)
304 - Panguitch Middle					
5500 - PUBLIC EDUCATION CAPITAL OUTLAY					
4300 - ARCHITECTURE AND ENGINEERING SERVICES					
0346 - Architectural and Engineering	\$0.00	\$24,392.00	\$24,392.00	\$0.00	(\$24,392.00)
5500 - PUBLIC EDUCATION CAPITAL OUTLAY Total:	\$0.00	\$24,392.00	\$24,392.00	\$0.00	(\$24,392.00)
304 - Panguitch Middle Total:	\$0.00	\$24,392.00	\$24,392.00	\$0.00	(\$24,392.00)
500 - District Office					
5500 - PUBLIC EDUCATION CAPITAL OUTLAY					
2500 - SUPPORT SERVICES - CENTRAL SERVICES					
0736 - SOFTWARE	\$0.00	\$612.00	\$612.00	\$0.00	(\$612.00)
5300 - LEASE - PURCHASE AGREEMENTS					
0830 - INTEREST	\$0.00	\$210,647.80	\$210,647.80	\$0.00	(\$210,647.80)
0840 - REDEMPNTN/PRINC	\$0.00	\$1,325,704.66	\$1,325,704.66	\$0.00	(\$1,325,704.66)
5500 - PUBLIC EDUCATION CAPITAL OUTLAY Total:	\$0.00	\$1,536,964.46	\$1,536,964.46	\$0.00	(\$1,536,964.46)
500 - District Office Total:	\$0.00	\$1,536,964.46	\$1,536,964.46	\$0.00	(\$1,536,964.46)
704 - Bryce Valley High					
0400 - Administration					
2620 - Maintenance					
0430 - REPAIR/MAINT SERV	\$0.00	\$142,412.51	\$142,412.51	\$7,166.06	(\$149,578.57)
0400 - Administration Total:	\$0.00	\$142,412.51	\$142,412.51	\$7,166.06	(\$149,578.57)
5500 - PUBLIC EDUCATION CAPITAL OUTLAY					
4300 - ARCHITECTURE AND ENGINEERING SERVICES					
0340 - OTHER PROF SERV	\$0.00	\$27,486.32	\$27,486.32	\$0.00	(\$27,486.32)
0346 - Architectural and Engineering	\$0.00	\$54,416.58	\$54,416.58	\$0.00	(\$54,416.58)
4700 - BUILDING IMPROVEMENT					
0450 - Construction Services	\$0.00	\$2,348,755.77	\$2,348,755.77	\$0.00	(\$2,348,755.77)

Garfield County School District

General Ledger - Element Summary Report

Fiscal Year: 2024-2025 From Date:7/1/2024 To Date:6/30/2025

Account Mask: ??????????????????

Account Type: EXPENDITURE

Print accounts with zero balance
 Include Inactive Accounts
 Include PreEncumbrance

Fund / Location / Program / Function / Object	Adjusted Budget	Range To Date	Year To Date	Encumbrance	Budget Balance
5500 - PUBLIC EDUCATION CAPITAL OUTLAY Total:	\$0.00	\$2,430,658.67	\$2,430,658.67	\$0.00	(\$2,430,658.67)
704 - Bryce Valley High Total:	\$0.00	\$2,573,071.18	\$2,573,071.18	\$7,166.06	(\$2,580,237.24)
708 - Escalante High					
5500 - PUBLIC EDUCATION CAPITAL OUTLAY					
4500 - BUILDING ACQUISITION AND CONSTRUCTION SERVICES					
0450 - Construction Services	\$0.00	\$23,080.05	\$23,080.05	\$0.00	(\$23,080.05)
4700 - BUILDING IMPROVEMENT					
0450 - Construction Services	\$0.00	\$104,900.00	\$104,900.00	\$0.00	(\$104,900.00)
5500 - PUBLIC EDUCATION CAPITAL OUTLAY Total:	\$0.00	\$127,980.05	\$127,980.05	\$0.00	(\$127,980.05)
708 - Escalante High Total:	\$0.00	\$127,980.05	\$127,980.05	\$0.00	(\$127,980.05)
712 - Panguitch High					
5500 - PUBLIC EDUCATION CAPITAL OUTLAY					
4500 - BUILDING ACQUISITION AND CONSTRUCTION SERVICES					
0450 - Construction Services	\$0.00	\$1,598.00	\$1,598.00	\$0.00	(\$1,598.00)
4600 - SITE IMPROVEMENT					
0450 - Construction Services	\$0.00	(\$1,172.00)	(\$1,172.00)	\$0.00	\$1,172.00
5500 - PUBLIC EDUCATION CAPITAL OUTLAY Total:	\$0.00	\$426.00	\$426.00	\$0.00	(\$426.00)
712 - Panguitch High Total:	\$0.00	\$426.00	\$426.00	\$0.00	(\$426.00)
32 - Capital Projects Fund Total:	\$0.00	\$4,344,995.97	\$4,344,995.97	\$24,339.06	(\$4,369,335.03)

Garfield County School District

General Ledger - Element Summary Report

Fiscal Year: 2024-2025 From Date:7/1/2024 To Date:6/30/2025

Account Mask: ??????????????????

Account Type: EXPENDITURE

Print accounts with zero balance
 Include Inactive Accounts
 Include PreEncumbrance

Fund / Location / Program / Function / Object	Adjusted Budget	Range To Date	Year To Date	Encumbrance	Budget Balance
51 - Food Service Fund					
104 - Antimony Elementary					
8070 - STATE SCHOOL LUNCH PROGRAMS					
3100 - FOOD SERVICES					
0191 - FOOD SERVICES	\$0.00	\$12,568.30	\$12,568.30	\$0.00	(\$12,568.30)
0198 - Other Classified Personnel	\$0.00	\$200.00	\$200.00	\$0.00	(\$200.00)
0210 - STATE RETIREMENT	\$0.00	\$2,961.77	\$2,961.77	\$0.00	(\$2,961.77)
0220 - FICA	\$0.00	\$976.79	\$976.79	\$0.00	(\$976.79)
0630 - FOOD	\$0.00	\$2,163.74	\$2,163.74	\$0.00	(\$2,163.74)
8070 - STATE SCHOOL LUNCH PROGRAMS Total:	\$0.00	\$18,870.60	\$18,870.60	\$0.00	(\$18,870.60)
8079 - OTHER CHILD NUTRITION PROGRAMS					
3100 - FOOD SERVICES					
0630 - FOOD	\$0.00	\$149.52	\$149.52	\$0.00	(\$149.52)
8079 - OTHER CHILD NUTRITION PROGRAMS Total:	\$0.00	\$149.52	\$149.52	\$0.00	(\$149.52)
104 - Antimony Elementary Total:	\$0.00	\$19,020.12	\$19,020.12	\$0.00	(\$19,020.12)
108 - Boulder Elementary					
8070 - STATE SCHOOL LUNCH PROGRAMS					
3100 - FOOD SERVICES					
0191 - FOOD SERVICES	\$0.00	\$4,200.13	\$4,200.13	\$0.00	(\$4,200.13)
0210 - STATE RETIREMENT	\$0.00	\$819.86	\$819.86	\$0.00	(\$819.86)
0220 - FICA	\$0.00	\$321.32	\$321.32	\$0.00	(\$321.32)
0240 - GROUP INSURANCE	\$0.00	\$1,186.92	\$1,186.92	\$0.00	(\$1,186.92)
0610 - SUPPLIES (GEN)	\$0.00	\$72.93	\$72.93	\$0.00	(\$72.93)
0630 - FOOD	\$0.00	\$2,487.90	\$2,487.90	\$0.00	(\$2,487.90)
8070 - STATE SCHOOL LUNCH PROGRAMS Total:	\$0.00	\$9,089.06	\$9,089.06	\$0.00	(\$9,089.06)
8079 - OTHER CHILD NUTRITION PROGRAMS					
3100 - FOOD SERVICES					
0610 - SUPPLIES (GEN)	\$0.00	\$260.92	\$260.92	\$0.00	(\$260.92)
8079 - OTHER CHILD NUTRITION PROGRAMS Total:	\$0.00	\$260.92	\$260.92	\$0.00	(\$260.92)
108 - Boulder Elementary Total:	\$0.00	\$9,349.98	\$9,349.98	\$0.00	(\$9,349.98)
112 - Bryce Valley Elementary					
8079 - OTHER CHILD NUTRITION PROGRAMS					
3100 - FOOD SERVICES					
0630 - FOOD	\$0.00	\$8,468.76	\$8,468.76	\$0.00	(\$8,468.76)
8079 - OTHER CHILD NUTRITION PROGRAMS Total:	\$0.00	\$8,468.76	\$8,468.76	\$0.00	(\$8,468.76)

Garfield County School District

General Ledger - Element Summary Report

Fiscal Year: 2024-2025 From Date:7/1/2024 To Date:6/30/2025

Account Mask: ??????????????????

Account Type: EXPENDITURE

Print accounts with zero balance
 Include Inactive Accounts
 Include PreEncumbrance

Fund / Location / Program / Function / Object	Adjusted Budget	Range To Date	Year To Date	Encumbrance	Budget Balance
112 - Bryce Valley Elementary Total:	\$0.00	\$8,468.76	\$8,468.76	\$0.00	(\$8,468.76)
116 - Escalante Elementary					
8079 - OTHER CHILD NUTRITION PROGRAMS					
3100 - FOOD SERVICES					
0630 - FOOD	\$0.00	\$4,632.24	\$4,632.24	\$0.00	(\$4,632.24)
8079 - OTHER CHILD NUTRITION PROGRAMS Total:	\$0.00	\$4,632.24	\$4,632.24	\$0.00	(\$4,632.24)
116 - Escalante Elementary Total:	\$0.00	\$4,632.24	\$4,632.24	\$0.00	(\$4,632.24)
124 - Panguitch Elementary					
8079 - OTHER CHILD NUTRITION PROGRAMS					
3100 - FOOD SERVICES					
0630 - FOOD	\$0.00	\$12,337.13	\$12,337.13	\$0.00	(\$12,337.13)
8079 - OTHER CHILD NUTRITION PROGRAMS Total:	\$0.00	\$12,337.13	\$12,337.13	\$0.00	(\$12,337.13)
124 - Panguitch Elementary Total:	\$0.00	\$12,337.13	\$12,337.13	\$0.00	(\$12,337.13)
304 - Panguitch Middle					
8070 - STATE SCHOOL LUNCH PROGRAMS					
3100 - FOOD SERVICES					
0115 - DIRECTORS	\$0.00	\$17,294.65	\$17,294.65	\$0.00	(\$17,294.65)
0191 - FOOD SERVICES	\$0.00	\$56,727.96	\$56,727.96	\$0.00	(\$56,727.96)
0198 - Other Classified Personnel	\$0.00	\$725.00	\$725.00	\$0.00	(\$725.00)
0210 - STATE RETIREMENT	\$0.00	\$3,375.91	\$3,375.91	\$0.00	(\$3,375.91)
0220 - FICA	\$0.00	\$5,703.84	\$5,703.84	\$0.00	(\$5,703.84)
0240 - GROUP INSURANCE	\$0.00	\$3,000.85	\$3,000.85	\$0.00	(\$3,000.85)
0340 - OTHER PROF SERV	\$0.00	\$555.00	\$555.00	\$0.00	(\$555.00)
0430 - REPAIR/MAINT SERV	\$0.00	\$555.00	\$555.00	\$0.00	(\$555.00)
0610 - SUPPLIES (GEN)	\$0.00	\$396.09	\$396.09	\$0.00	(\$396.09)
0630 - FOOD	\$0.00	\$119,669.38	\$119,669.38	\$0.00	(\$119,669.38)
0739 - OTHER EQUIPMENT	\$0.00	\$10,283.12	\$10,283.12	\$0.00	(\$10,283.12)
8070 - STATE SCHOOL LUNCH PROGRAMS Total:	\$0.00	\$218,286.80	\$218,286.80	\$0.00	(\$218,286.80)
304 - Panguitch Middle Total:	\$0.00	\$218,286.80	\$218,286.80	\$0.00	(\$218,286.80)
500 - District Office					
8070 - STATE SCHOOL LUNCH PROGRAMS					
3100 - FOOD SERVICES					
0115 - DIRECTORS	\$0.00	\$3,767.84	\$3,767.84	\$0.00	(\$3,767.84)
0191 - FOOD SERVICES	\$0.00	\$1,303.86	\$1,303.86	\$0.00	(\$1,303.86)
0210 - STATE RETIREMENT	\$0.00	\$998.04	\$998.04	\$0.00	(\$998.04)

Garfield County School District

General Ledger - Element Summary Report

Fiscal Year: 2024-2025 From Date:7/1/2024 To Date:6/30/2025

Account Mask: ??????????????????

Account Type: EXPENDITURE

Print accounts with zero balance
 Include Inactive Accounts
 Include PreEncumbrance

Fund / Location / Program / Function / Object	Adjusted Budget	Range To Date	Year To Date	Encumbrance	Budget Balance
0220 - FICA	\$0.00	\$382.48	\$382.48	\$0.00	(\$382.48)
0240 - GROUP INSURANCE	\$0.00	\$1,199.84	\$1,199.84	\$0.00	(\$1,199.84)
0340 - OTHER PROF SERV	\$0.00	\$3,025.00	\$3,025.00	\$0.00	(\$3,025.00)
0430 - REPAIR/MAINT SERV	\$0.00	\$1,110.00	\$1,110.00	\$0.00	(\$1,110.00)
0610 - SUPPLIES (GEN)	\$0.00	\$822.01	\$822.01	\$0.00	(\$822.01)
0630 - FOOD	\$0.00	\$13,124.05	\$13,124.05	\$0.00	(\$13,124.05)
0670 - SOFTWARE	\$0.00	\$745.00	\$745.00	\$1,773.00	(\$2,518.00)
8070 - STATE SCHOOL LUNCH PROGRAMS Total:	\$0.00	\$26,478.12	\$26,478.12	\$1,773.00	(\$28,251.12)
500 - District Office Total:	\$0.00	\$26,478.12	\$26,478.12	\$1,773.00	(\$28,251.12)
704 - Bryce Valley High					
8070 - STATE SCHOOL LUNCH PROGRAMS					
3100 - FOOD SERVICES					
0191 - FOOD SERVICES	\$0.00	\$50,188.69	\$50,188.69	\$0.00	(\$50,188.69)
0198 - Other Classified Personnel	\$0.00	\$600.00	\$600.00	\$0.00	(\$600.00)
0220 - FICA	\$0.00	\$3,885.39	\$3,885.39	\$0.00	(\$3,885.39)
0340 - OTHER PROF SERV	\$0.00	\$913.00	\$913.00	\$0.00	(\$913.00)
0610 - SUPPLIES (GEN)	\$0.00	\$639.55	\$639.55	\$0.00	(\$639.55)
0630 - FOOD	\$0.00	\$74,046.48	\$74,046.48	\$0.00	(\$74,046.48)
8070 - STATE SCHOOL LUNCH PROGRAMS Total:	\$0.00	\$130,273.11	\$130,273.11	\$0.00	(\$130,273.11)
704 - Bryce Valley High Total:	\$0.00	\$130,273.11	\$130,273.11	\$0.00	(\$130,273.11)
708 - Escalante High					
8070 - STATE SCHOOL LUNCH PROGRAMS					
3100 - FOOD SERVICES					
0191 - FOOD SERVICES	\$0.00	\$57,411.86	\$57,411.86	\$0.00	(\$57,411.86)
0198 - Other Classified Personnel	\$0.00	\$525.00	\$525.00	\$0.00	(\$525.00)
0210 - STATE RETIREMENT	\$0.00	\$6,453.38	\$6,453.38	\$0.00	(\$6,453.38)
0220 - FICA	\$0.00	\$4,432.18	\$4,432.18	\$0.00	(\$4,432.18)
0610 - SUPPLIES (GEN)	\$0.00	\$23.00	\$23.00	\$0.00	(\$23.00)
0630 - FOOD	\$0.00	\$66,599.95	\$66,599.95	\$0.00	(\$66,599.95)
8070 - STATE SCHOOL LUNCH PROGRAMS Total:	\$0.00	\$135,445.37	\$135,445.37	\$0.00	(\$135,445.37)
708 - Escalante High Total:	\$0.00	\$135,445.37	\$135,445.37	\$0.00	(\$135,445.37)
51 - Food Service Fund Total:	\$0.00	\$564,291.63	\$564,291.63	\$1,773.00	(\$566,064.63)

Garfield County School District

General Ledger - Element Summary Report

Fiscal Year: 2024-2025 From Date:7/1/2024 To Date:6/30/2025

Account Mask: ??????????????????

Account Type: EXPENDITURE

- Print accounts with zero balance Include Inactive Accounts Include PreEncumbrance

Fund / Location / Program / Function / Object	Adjusted Budget	Range To Date	Year To Date	Encumbrance	Budget Balance
Grand Total:	\$1,102,192.55	\$26,117,502.60	\$26,117,502.60	\$1,859,838.74	(\$26,875,148.79)

End of Report

Garfield County School District
Hiring Documentation

School: PANAMITCH MIDDLE Position: SECRETARY Date: 06/17/2025

All Applicants

Name	Name
<u>ELIYSHA M CLARK</u>	
<u>BRANDY HATCH</u>	
<u>SHASTINA SAWYER</u>	
<u>WHITNEY ROBERTS (withdrew)</u>	

Applicants Interviewed

Name	Name
<u>ELIYSHA M CLARK</u>	
<u>BRANDY HATCH</u>	
<u>SHASTINA SAWYER</u>	

**Interview Committee or
Screening Committee**

Name	Position
<u>LAURA WOODBURY</u>	<u>Community Council Member</u>
<u>JEMMA CARTER</u>	<u>District Employee</u>
<u>RUSSELL TORGENSEN</u>	<u>District Employee</u>

Recommendation for position(s):

BRANDY HATCH

Signature of Administrator:

Russell M Torgersen

Garfield County School District
Hiring Documentation

School: GCSD

Position: Bus Driver

Date: 6-19-2025

All Applicants

Name	Name
David Spencer	

Applicants Interviewed

Name	Name
David Spencer	

**Interview Committee or
Screening Committee**

Name	Position
	Community Council Member
Mike Edwards	District Employee
Natali Schoppe	District Employee

Recommendation for position(s):
David Spencer

Signature of Administrator: Mike Edwards *Mike Edwards* 6-19-25

**Garfield County School District
Hiring Documentation**

School: **PANAMITCH HIGH** Position: **ASSISTANT VOLLEYBALL** Date: **06/23/2025**

All Applicants

Name	Name
MCCALL BLOOD	

Applicants Interviewed

Name	Name

**Interview Committee or
Screening Committee**

Name	Position
	Community Council Member
	District Employee
	District Employee

Recommendation for position(s):

MCCALL BLOOD

Signature of Administrator:



Garfield County School District
Hiring Documentation

School: Panguitch

Position: Bus Driver

Date: 7/8/2025

All Applicants

Name	Name
Cameron Leach	
Brooks Leach	

Applicants Interviewed

Name	Name
Cameron Leach	
Brooks Leach	

**Interview Committee or
Screening Committee**

Name	Position
	Community Council Member
Mike Edwards	District Employee
Natali Schoppe	District Employee

Recommendation for position(s):
Cameron Leach & Brooks Leach

Signature of Administrator: Mike Edwards



Garfield County School District
Hiring Documentation

School: Bryce Vally High School Position: Girls Head Cross Country Coach Date: July 1, 2025

All Applicants

Name	Name
Rowdy Miller	
Adam Platt	
Katy Cooke	

Applicants Interviewed

Name	Name
Rowdy Miller	
Adam Platt	
Katy Cooke	

**Interview Committee or
Screening Committee**

Name	Position
Luciene Syrett	Community Council Member
Fred Beesley	District Employee
Ty Post	District Employee
Samie Ott	BVHS Principal
Cailee Syrett	Parent

Recommendation for position(s):
Katy Cooke

Signature of Administrator:



Escalante US Administration

7/8/2025

Richard Bytheway Principal
Adam Griffin AD

Escalante HS

Garfield School District - Panguitch, Utah

Three weeks ago at St. Josephs HS
Passing Camp, I fell, had no balance
and had to coach from a chair because
of balance issues. Over the moratorium,
I went to two hospitals one in Utah
and my doctor in Washington. I have a
medical issue I must deal with immediately,
It deals with walking, balance and
neuromuscular atrophy.

My doctor advised against stress.

They (medical personnel) have an aggressive
plan but it will in my best interest to
resign, what I always wanted to start
my own program. I just don't feel well
I regret this but I hereby resign the
Football position at Escalante High School.

Thanks for the outpouring of community
support and from the Garfield School District

Thanks to the young men whom were great.
Good luck in the future endeavor, so sorry

Thank You Scott W Dean
Scott W Dean

New Address -

173302 Apricot Road Grandview, Wa 98930

My place is clear if anything is owed
please send bill to above address

My key to the school was given back.

Residence - Key Pad No. 7096 #1 Old Elementary School



Jordan Draper <jordan.draper@garfk12.org>

Fwd: Letter of resignation

1 message

Lisa Breinholt <lisa.breinholt@garfk12.org>

Tue, Jul 8, 2025 at 5:09 PM

To: John Dodds <jdodds@garfk12.org>, Jordan Draper <jordan.draper@garfk12.org>, Kerri Justus <kerri.justus@garfk12.org>

----- Forwarded message -----

From: **Hillary Bonner** <hillary.bonner@garfk12.org>

Date: Thu, Jul 3, 2025 at 5:02 PM

Subject: Letter of resignation

To: Lisa Breinholt <lisa.breinholt@garfk12.org>

Dear Lisa

I hope this message finds you well. I am writing to formally announce my resignation from my teaching position at PES due to my family's upcoming move to a different area.

I want to take a moment to express my sincere gratitude for the incredible experiences I've had while working in the Garfield County School District. The support and encouragement I received from you and the entire staff have greatly contributed to my growth as an educator. I am truly thankful for the opportunities I've had to work with our wonderful students and the exceptional team of educators at our school.

It is with a heavy heart that I will not be returning in August. I will cherish the memories and relationships I've built here, and I am committed to ensuring a smooth transition. Please let me know how I can help during this period.

Thank you once again for everything. I wish you and everyone at PES continued success in the future.

Hillary Bonner ❤️

--

Lisa Breinholt
Principal
Panguitch Elementary



PHS 2025 FOOTBALL SCHEDULE

AUG 15	@ MILFORD
AUG 22	ESCALANTE
AUG 29	@ MONTICELLO
SEPT 5	UMA-HF
SEPT 12	@ UMA-CW
SEPT 19	RICH
SEPT 26	MONUMENT VALLEY
OCT 3	@ ST. JOSEPH
OCT 10	WATER CANYON
OCT 17	@ ALTAMONT

2025 Bobcat Baseball Schedule

August 8th-9th- Panguitch Tournament

August 13th- **Green River** @ Panguitch

August 15th-16th-**Jeff Wood Memorial Tournament @ Valley**

August 20th-Panguitch @ **Wayne**

August 22nd- **BV** @ Panguitch (JV-5:00 Varsity 7:00)

August 27th- **Pinnacle** @ Panguitch

August 29th- Panguitch @ **Valley**

August 30th- Panguitch vs. **Altamont** @ **BV**

September 3rd- **Piute** @ Panguitch (JV-5:00 Varsity 7:00)

September 6th- Panguitch @ **Tintic**

September 10th- Panguitch @ **Green River**

September 12th- **Wayne** @ Panguitch (JV-5:00 Varsity 7:00)

September 17th- Panguitch @ **Bryce Valley**

September 19th- Panguitch @ **Pinnacle**

September 24th- **Valley** @ Panguitch (JV-5:00 Varsity 7:00)

September 26th- Panguitch @ **Piute**

October 3rd- State First Round

October 6th- State Quarter Finals

October 9th-11th- State Finals



Garfield County School District

145 E Center St., Panguitch, UT 84759

Phone: 435-676-8821

MEMORANDUM OF UNDERSTANDING

Between Garfield County School District and Southwest Behavioral Health Center

Effective Date: July 17, 2025

1. Parties

This Memorandum of Understanding (MOU) is entered into by and between **Garfield County School District (GCS D)**, hereinafter referred to as “the District,” and **Southwest Behavioral Health Center (SBHC)**, hereinafter referred to as “the Recipient.”

2. Purpose

The purpose of this MOU is to formally establish the funding partnership between GCS D and SBHC to support community-based prevention programs aimed at reducing youth engagement in nicotine use and substance abuse. The funding is provided in alignment with GCS D’s wellness and prevention funding.

3. Funding Amount and Designation

GCS D agrees to provide SBHC with funding in the total amount of **\$83,681**, allocated as follows:

- **Nicotine Prevention (Vaping, Cigarette, and Nicotine Product Use Prevention):**
Amount: **\$70,742**
Purpose: To support targeted prevention activities, public awareness campaigns, school collaboration, youth engagement strategies, and professional education to reduce nicotine use among youth.
- **Substance Abuse Prevention:**
Amount: **\$12,939**
Purpose: To enhance SBHC’s prevention programming focused on drug and alcohol use, including community education, outreach, evidence-based program implementation, and interagency coordination.

4. Recipient Responsibilities (SBHC)

SBHC agrees to:

- Utilize funds exclusively for the purposes specified above.
- Maintain clear and complete records of expenditures and activities funded through this agreement.
- Implement evidence-based prevention programs and community engagement efforts.
- Provide GCS D with a final report outlining program activities.

- Comply with any relevant state and federal reporting or auditing requirements related to the funds.

5. District Responsibilities (GCSD)

GCSD agrees to:

- Disburse the designated funds to SBHC upon execution of this agreement or as mutually agreed upon in writing.
- Offer ongoing communication and coordination support to ensure alignment with district prevention goals.
- Review submitted reports and provide feedback or request clarification where needed.

6. Duration and Termination

This MOU shall remain in effect from the effective date through **[Insert End Date, typically one year]**, unless otherwise extended or terminated in writing by either party. Either party may terminate this agreement with 30 days' written notice. In the event of termination, any unspent funds shall be returned to GCSD unless otherwise agreed.

7. Amendment Clause

This agreement may only be amended or modified by mutual written consent of both parties.

8. Signatures

For Garfield County School District:

Name: Lane Mecham

Title: Business Administrator

Email: lane.mecham@garfk12.org

Phone: 435-676-1302

Signature: _____

Date: _____

For Southwest Behavioral Health Center:

Name: _____

Title: _____

Signature: _____

Date: _____



Lane Mecham,
Business Administrator

Policy DKAB – Assignment of At-Will Responsibilities with Stipends

School administrators are authorized to assign at-will responsibilities—including coaching positions, club sponsorships, and other duties as assigned—that are eligible for a district-approved stipend. These assignments may be made without following the formal hiring process, provided the duties fall outside of benefited employment and do not constitute regular contracted work.

However, administrators may choose to follow the formal hiring process when they believe doing so will help build confidence and transparency within the school and broader community. All assigned individuals must complete any required onboarding documentation and comply with applicable fingerprinting and background check procedures prior to beginning duties.

Policy DKAA-A: Hiring Process for Non-Benefited Positions

The hiring process for non-benefited positions in Garfield County School District is designed to ensure fairness, compliance, and quality in the selection of qualified personnel. While the general structure mirrors the full-time hiring process outlined in DKAA, this version accounts for the specific needs and flexibility of part-time employment.

The supervisor is responsible for the following process:

1.1 Resignation or Vacancy Confirmation: The supervisor must collect a resignation letter from the departing employee. If unavailable, the supervisor may submit a written explanation. The departure date must be provided to the payroll specialist prior to posting.

1.2 Job Description: The hiring supervisor must develop a job description outlining the qualifications, responsibilities, salary expectations, and start date. This must be shared with the payroll specialist prior to posting or selection from the applicant pool.

2.1 Posting Approval: Supervisors must receive approval from the superintendent or business administrator to post the position or to select from an existing pool of applicants from an ongoing posting for similar positions.

2.2 Ongoing Postings: The district may maintain general job postings for commonly hired part-time positions (e.g., paraprofessionals, aides). Supervisors may select from this pool without requiring a new posting.

2.3 Application Requirement: All applicants must apply through the district's online application portal.

3.1 Applicant Review: Supervisors will screen applicants for basic qualifications aligned with the job description. Those who meet qualifications may be interviewed.

3.2 Committee Composition: A minimum of three committee members must participate in the hiring process.

3.3 Interview Process: The committee will interview selected applicants and evaluate them using a scoring rubric aligned with the job description.

3.3.1 If only one applicant applies for a position, the hiring supervisor may conduct an informal interview to assess the applicant's qualifications. If the supervisor determines that the applicant is capable and meets the requirements of the position, they may extend an offer of employment, pending completion of all required hiring documentation and background checks.

3.4 Limited Applicant Pools:

- If fewer than three qualified applicants are available, non-qualified candidates may be interviewed at the supervisor's discretion.
- If there are more than five qualified applicants, a pre-screening process may be used to narrow the pool.

4. Selection and Notification

4.1 Selection Recommendation: The supervisor finalizes the committee scoring, conducts reference checks, and recommends a candidate.

4.2 Hiring Decision: If the supervisor does not follow the committee recommendation, a written rationale must be submitted to the superintendent and shared with the committee (maintaining confidentiality).

4.3 Board Contingency: Offers are contingent upon Board of Education approval and satisfactory background clearance.

4.4 Candidate Notification: The supervisor contacts the successful candidate to inform them of the committee's decision. The offer is contingent upon Board of Education approval.

3.9.1 Instruct the new hire to schedule a background check with the district office and bring the required documents for onboarding. **The employee may not begin any job duties until this requirement has been completed.**

- Current Driver's License
- Social Security Card
- Voided Check or Savings Deposit Slip

9.10 Submission of Hiring Documentation: The supervisor is responsible for notifying the Payroll department about the hiring committee's recommendation and submitting the following hiring documentation:

- List of Hiring Committee members.
- Hiring Committee scoring (excluding personal notes).
- List of all applicants and those interviewed.
- Name of the applicant recommended for the position.
- Recommended start date and Salary Schedule.
- Authorization for up to ten years of experience, pending district verification.
- Signature of the Administrator.

9.11 Notification to Applicants: The supervisor will contact applicants to notify them of the hiring decision.

- Non-Interviewed Applicants: Send a letter or email.
- Interviewed Applicants: Supervisor must contact by phone or in person.

Garfield County School District Work Meeting

Thursday, July 17, 2025 10:00 AM

Bryce Canyon Lodge, The Lodge at Bryce Cyn, Bryce Canyon City, UT 84764

I. Work Meeting

I.A. Welcome

Discussion: The meeting was called to order at 10:20 AM. All Board members were present including Myron Cottam, Ralph Perkins, April Lefevre, Jared Brems, and Curtis Barney. Superintendent John Dodds and Business Administrator Lane Mecham were also present.

II. Discussion Items

II.A. School Climate Survey Results

Discussion: The superintendent led the group in discussion about the school climate survey. They discussed elements of the survey and some of the trends.

II.B. School Calendars and Bell Schedules

Discussion: The superintendent led a discussion about the schedule and the resiliency of schools to have school even when storms come through.

II.C. Online School

Discussion: Superintendent discussed the status of the hiring for the online school principal. He also discussed the role that position would have in multiple programs and responsibilities. The superintendent laid out three options: a full time principal, a half-time teacher and half-time administrator, and the third option is to have an administrator that is also tasked with running the Volunteer for Good program.

II.D. Sports Schedules Change Policy

Discussion: Superintendent discussed some of the issues that led to this process/procedure. The new process would be to send the Superintendent any changes in the schedule which he will then forward to the Board once he's reviewed the changes.

II.E. New Policies

Discussion: The board discussed various concerns they felt might need policy in order to tighten controls for those items.

II.F. After-School Program

Discussion: Superintendent introduced the request to fund the 4H after school program temporarily while federal funding was frozen. Questions arose about what would happen if funding was not restored in the near term, superintendent answered that those funds would not be recouped. The board discussed being able to provide these services on our own, potentially at less cost.

Discussion was had about our ability to provide these services on our own.

III. Board Training

III.A. 2025-2026 Strategic Plan

Discussion: The Superintendent presented his plan for the upcoming year and discussed the various components of the upcoming school year plan.

III.B. Master Board Award

Discussion: The Board took a moment to review the MBA progress.

III.C. Volunteer For Good

III.D. Ethics Pledge

Discussion: The board signed the ethics pledge.

IV. Review Board Agenda

Discussion: The Board reviewed agenda items for the upcoming board meeting.

V. Executive Session

Action(s):

To go into executive session for item B. This motion, made by Myron Cottam and seconded by Jared Brems, Carried.

Voting Detail:

Curtis Barney: Yea
Jared Brems: Yea
Myron Cottam: Yea
April LeFevre: Yea
Ralph Perkins: Yea

Voting Summary: Yea: 5, Nay: 0

To leave executive session. This motion, made by Myron Cottam and seconded by April LeFevre, Carried.

Voting Detail:

Curtis Barney: Yea
Jared Brems: Yea
Myron Cottam: Yea
April LeFevre: Yea
Ralph Perkins: Yea

Voting Summary: Yea: 5, Nay: 0

V.A. GCSD Rules for CLOSED MEETINGS

V.B. Discussion of the character, professional competence, or physical or mental health of an individual.

V.C. Discussion regarding deployment of security personnel, devices, or systems

V.D. Strategy to discuss pending or reasonably imminent litigation

V.E. Strategy sessions to discuss collective bargaining

V.F. Strategy to discuss the purchase, exchange or lease of real estate

V.G. Investigative proceedings regarding allegations
of criminal conduct

Board Secretary

Summary of Duration

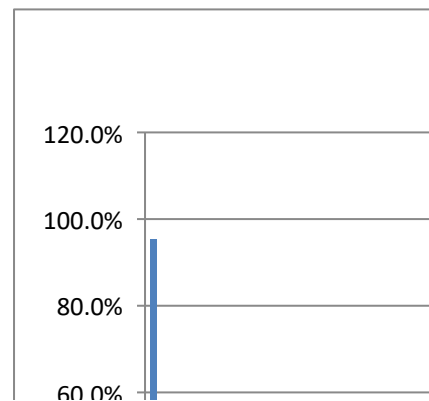
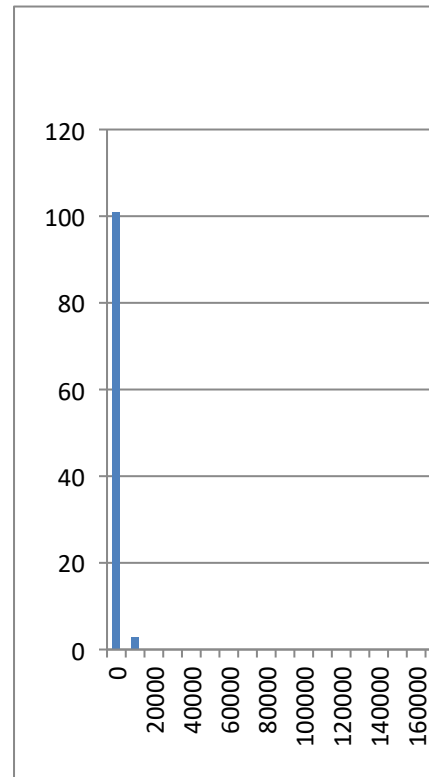
Continuous Summary

Sample Size	Median	Average	Confidence Standard	D Min	Max	Sum
106 of 106	623.5	13,193.72	-3,327.71	185,786.33	22.0	678,003.0

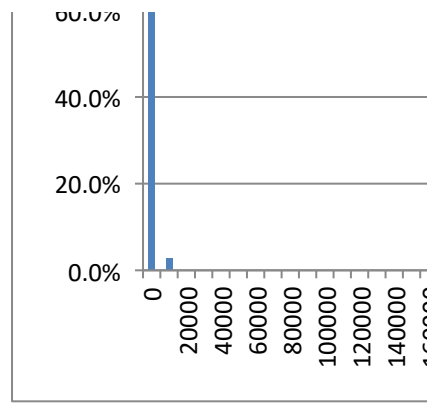
Percentile table

0th (Minimum)	1st	5th	10th	25th (Lower)	50th (Median)	75th (Upper)	90th	95th
22	27.1	41.5	115.5	456.8	623.5	1,014.8	4,201.5	6,457.8

Count of D		Percentage of Duration	
0	101	0	95.3%
10000	3	10000	2.8%
20000	0	20000	0.0%
30000	0	30000	0.0%
40000	0	40000	0.0%
50000	0	50000	0.0%
60000	0	60000	0.0%
70000	0	70000	0.0%
80000	0	80000	0.0%
90000	0	90000	0.0%
100000	0	100000	0.0%
110000	0	110000	0.0%
120000	0	120000	0.0%
130000	0	130000	0.0%
140000	0	140000	0.0%
150000	0	150000	0.0%
160000	0	160000	0.0%
170000	0	170000	0.0%
180000	0	180000	0.0%
190000	0	190000	0.0%
200000	0	200000	0.0%
210000	0	210000	0.0%
220000	0	220000	0.0%
230000	0	230000	0.0%
240000	0	240000	0.0%
250000	0	250000	0.0%
260000	0	260000	0.0%
270000	0	270000	0.0%
280000	0	280000	0.0%
290000	0	290000	0.0%
300000	0	300000	0.0%
310000	0	310000	0.0%

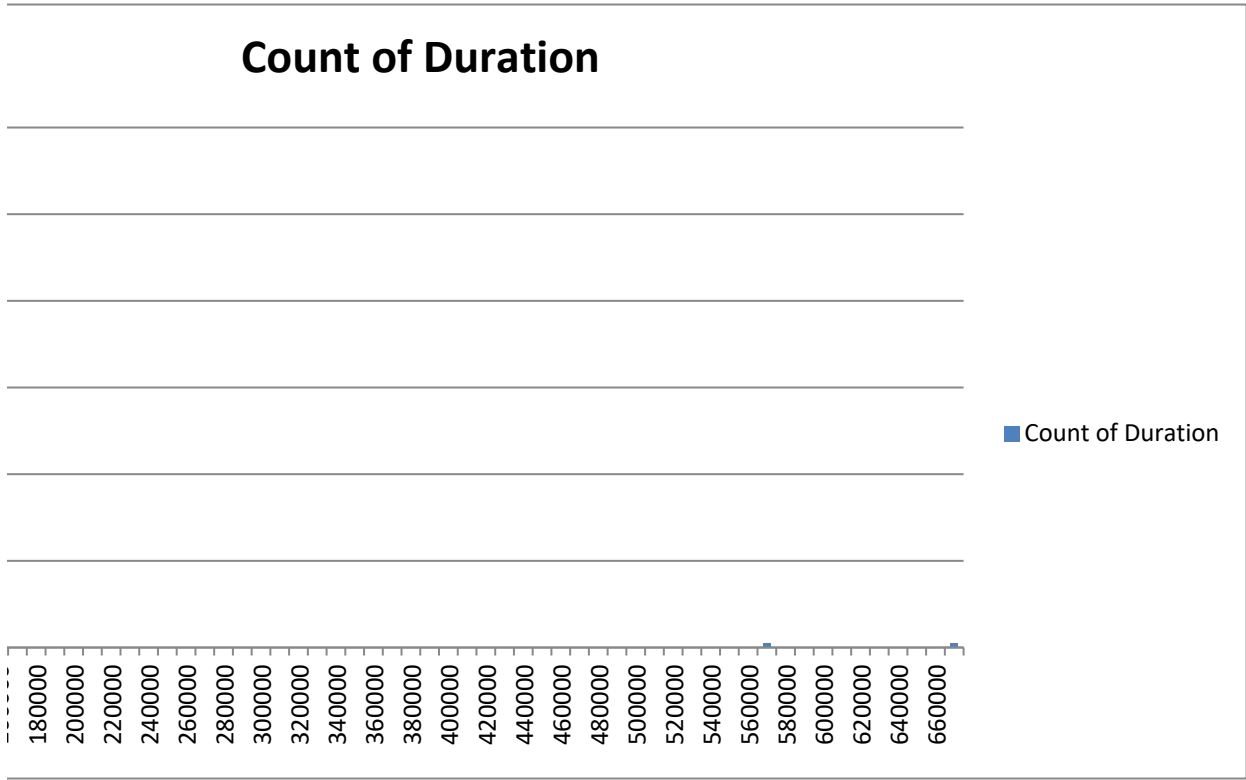


320000	0	320000	0.0%
330000	0	330000	0.0%
340000	0	340000	0.0%
350000	0	350000	0.0%
360000	0	360000	0.0%
370000	0	370000	0.0%
380000	0	380000	0.0%
390000	0	390000	0.0%
400000	0	400000	0.0%
410000	0	410000	0.0%
420000	0	420000	0.0%
430000	0	430000	0.0%
440000	0	440000	0.0%
450000	0	450000	0.0%
460000	0	460000	0.0%
470000	0	470000	0.0%
480000	0	480000	0.0%
490000	0	490000	0.0%
500000	0	500000	0.0%
510000	0	510000	0.0%
520000	0	520000	0.0%
530000	0	530000	0.0%
540000	0	540000	0.0%
550000	0	550000	0.0%
560000	0	560000	0.0%
570000	1	570000	0.9%
580000	0	580000	0.0%
590000	0	590000	0.0%
600000	0	600000	0.0%
610000	0	610000	0.0%
620000	0	620000	0.0%
630000	0	630000	0.0%
640000	0	640000	0.0%
650000	0	650000	0.0%
660000	0	660000	0.0%
670000	1	670000	0.9%





99th 100th (Maximum)
547,080.0 678,003

Count of Duration



Percentage of Duration





Summary of Finished

Categorical Summary


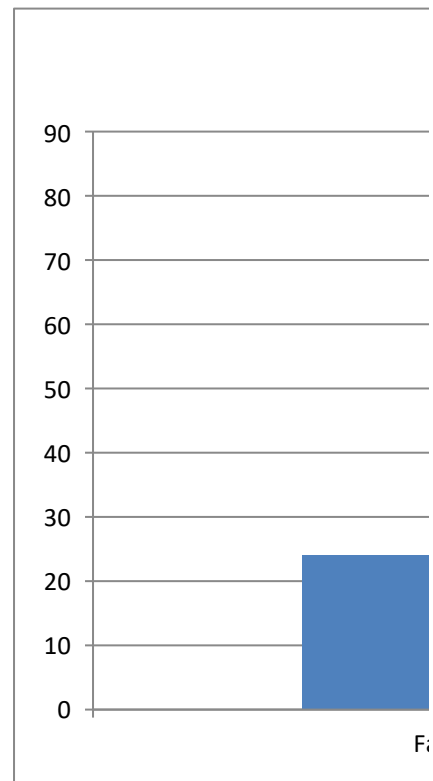
Sample Size Number of Distinct Categories

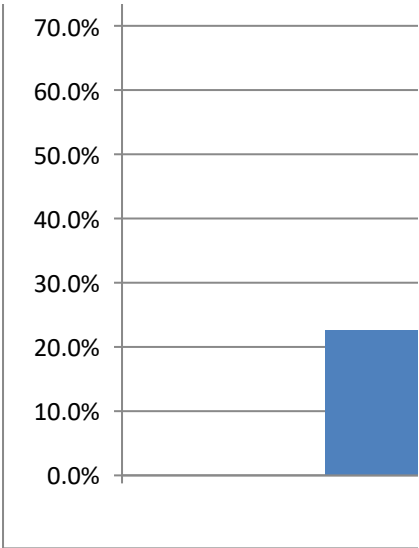
106 of 106 2

Finished	Count	Percent of	Confidence Interval (Percent of Data)
False	24	22.6%	15.7% to 31.5%
True	82	77.4%	68.5% to 84.3%

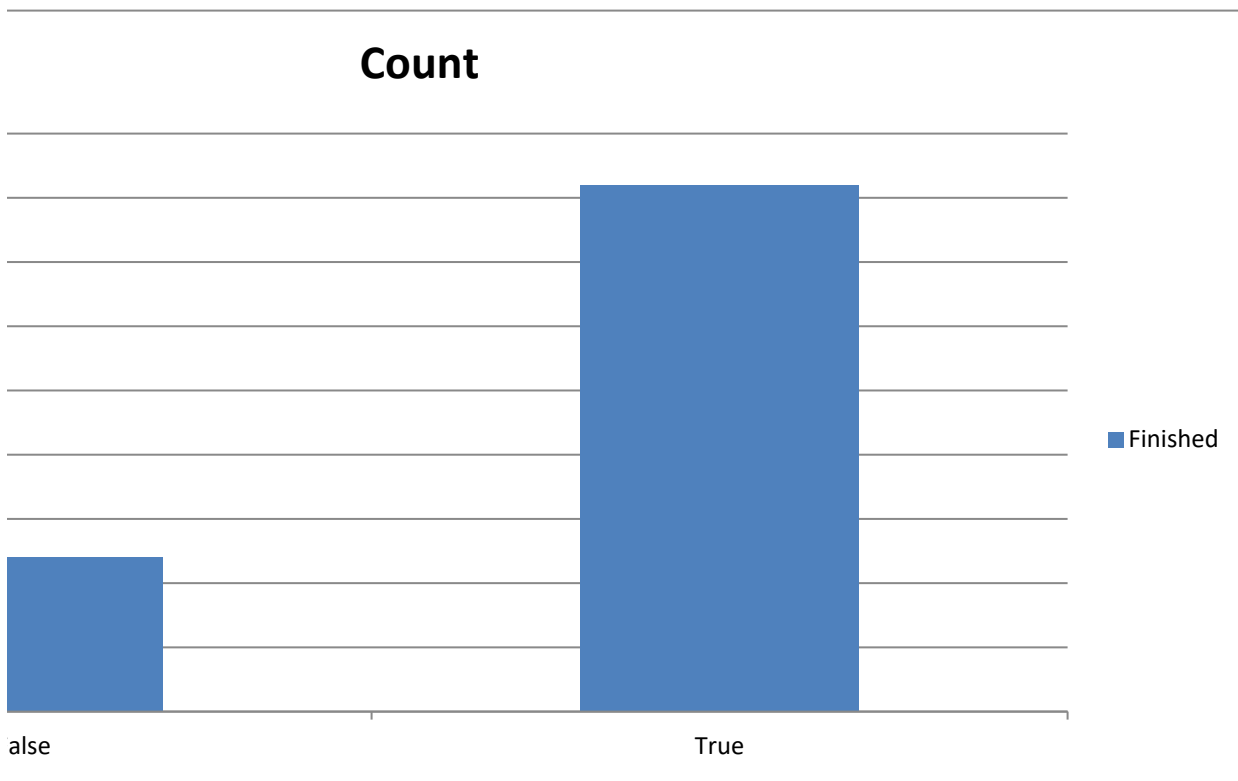
Select a chart and choose "Clustered Column", "100% Stacked Column", or "Pie" chart in Powerpoint or To create a correct "100% Stacked Column" chart, choose the chart then click "Switch Row/Column" (PC

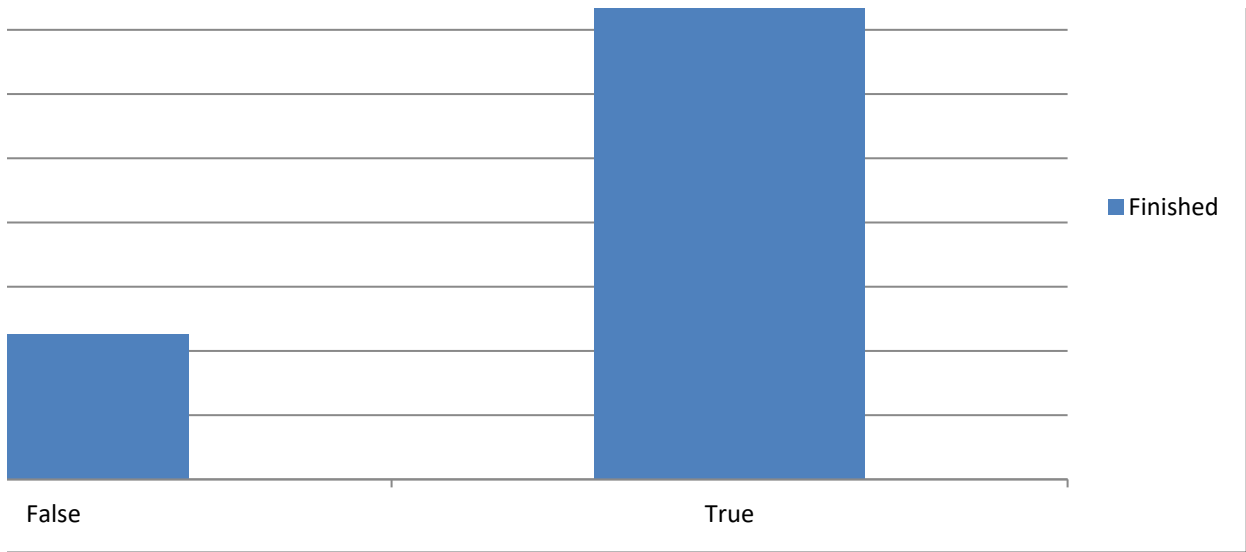
Count	Finished	Percent	Finished
False	24	False	22.6%
True	82	True	77.4%





· Excel, to change the chart type.
C) or "Switch Plot" (Mac) in the chart tools





Summary of You are

Categorical Summary

Sample Size
106 of 106

Number of Distinct Categories
5

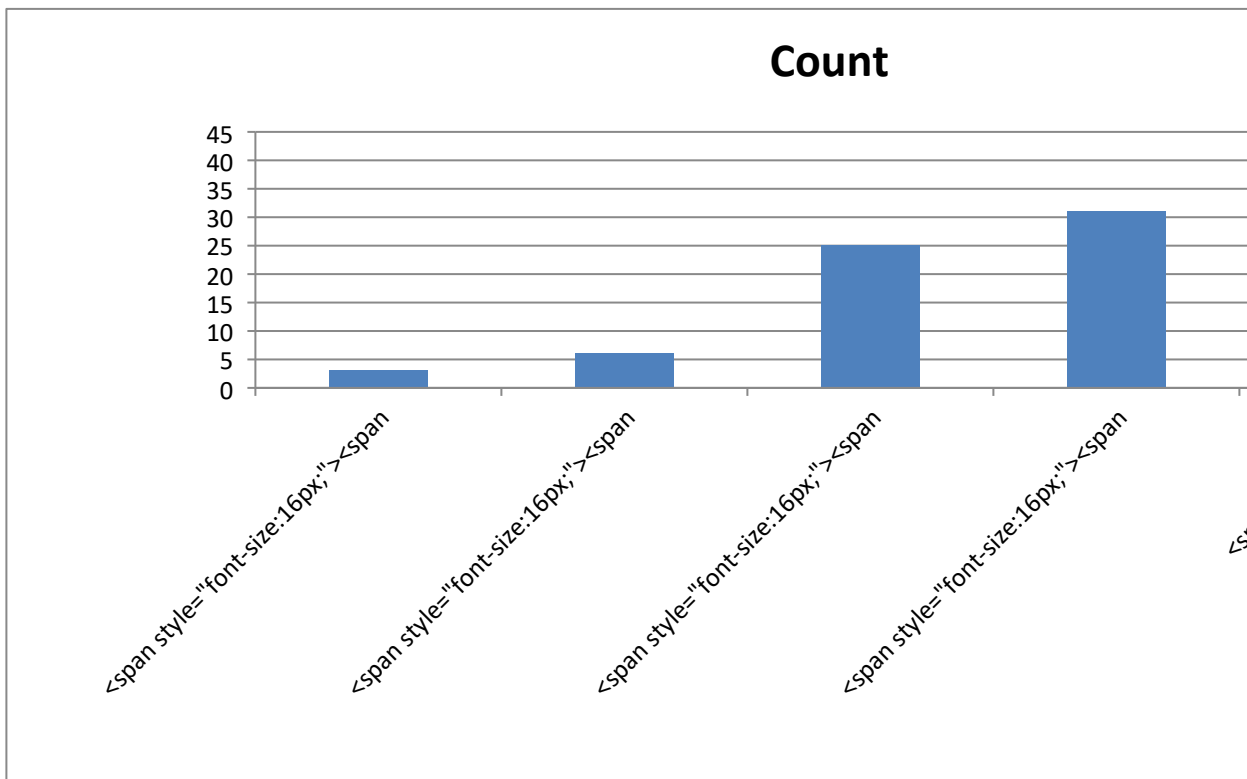
You are	Count	Percent of	Confidence Interval (Percent of Da
<span style="font-famil	3	2.8%	1.0% to 8.0%
<span style="font-famil	6	5.7%	2.6% to 11.8%
<span style="font-famil	25	23.6%	16.5% to 32.5%
<span style="font-famil	31	29.2%	21.4% to 38.5%
<	41	38.7%	30.0% to 48.2%

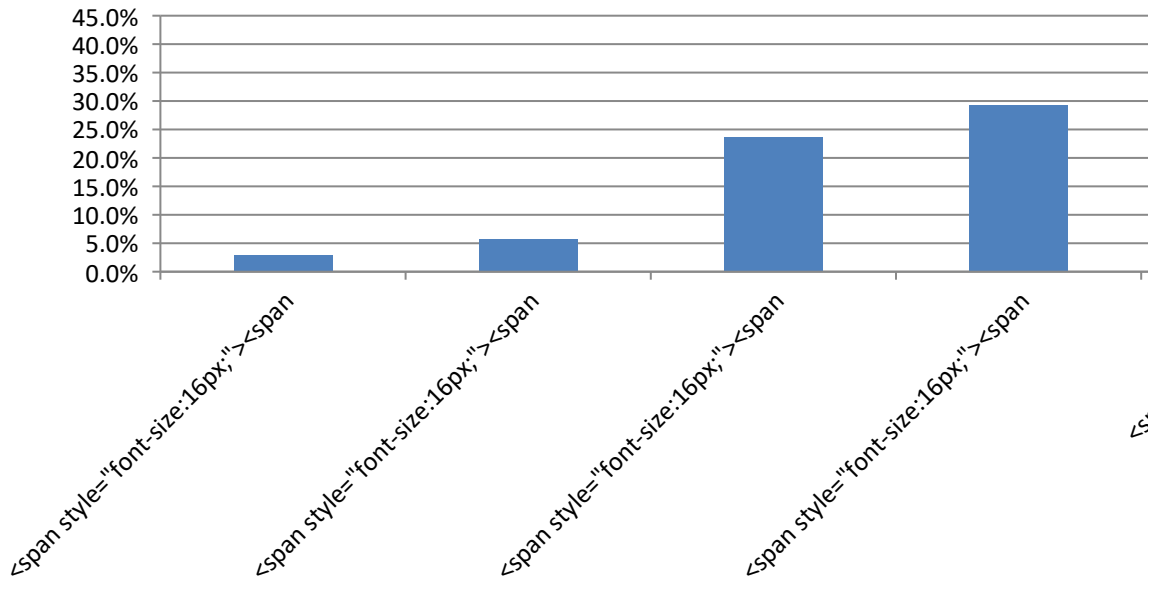
Select a chart and choose "Clustered Column", "100% Stacked Column", or "Pie" chart in Powerpoint or Excel, to
To create a correct "100% Stacked Column" chart, choose the chart then click "Switch Row/Column" (PC) or "Sw

Count	You are	Percent	You are
<span style="font-famil	3	<span style	2.8%
<span style="font-famil	6	<span style	5.7%
<span style="font-famil	25	<span style	23.6%
<span style="font-famil	31	<span style	29.2%
<	41	<span style	38.7%

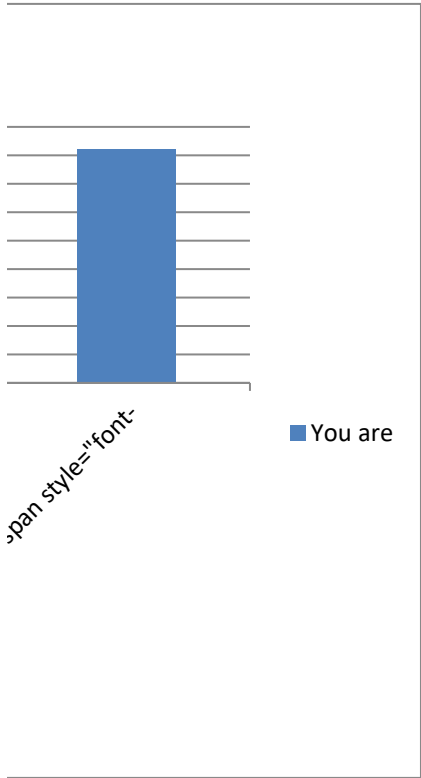
ita)

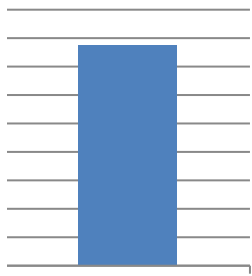
o change the chart type.
vitch Plot" (Mac) in the chart tools





45





span style="font-

■ You are

Summary of Are you female or male?

Categorical Summary

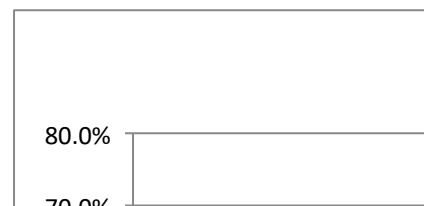
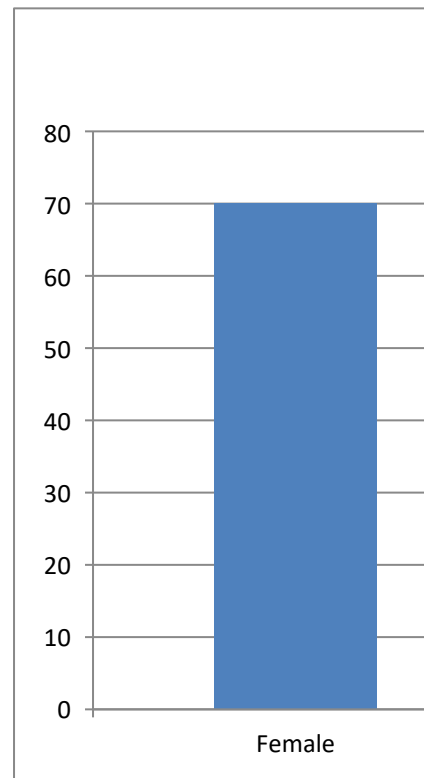
Sample Size Number of Distinct Categories

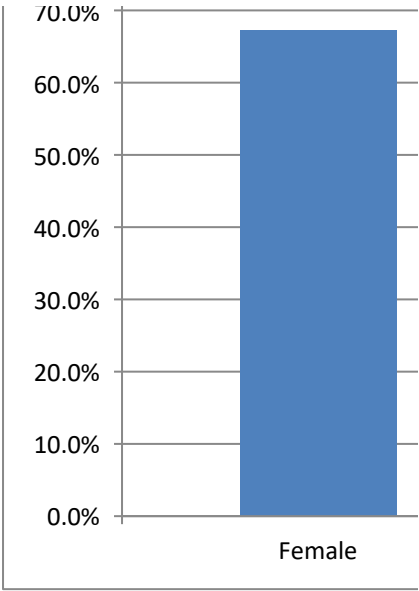
104 of 104 3

Are you fer	Count	Percent of	Confidence Interval (Percent of Data)
Female	70	67.3%	57.8% to 75.6%
Male	32	30.8%	22.7% to 40.2%
Prefer not t	2	1.9%	0.5% to 6.7%


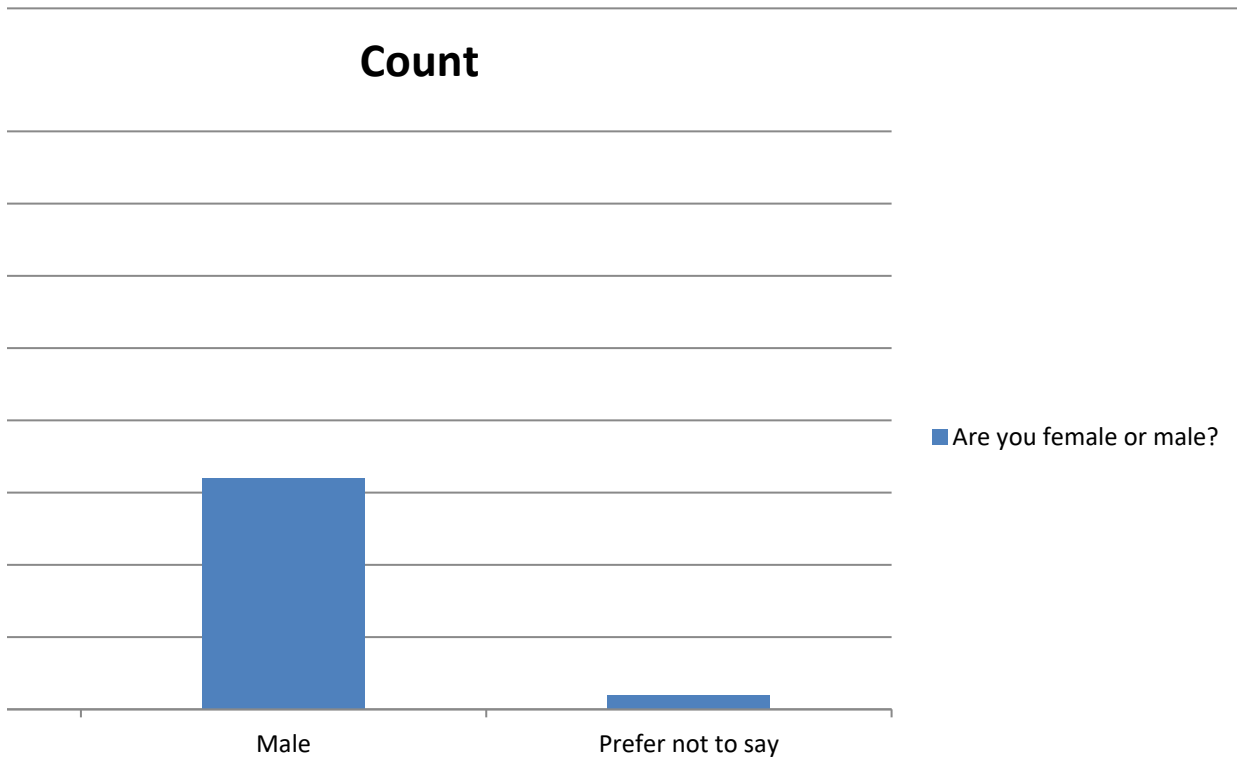
Select a chart and choose "Clustered Column", "100% Stacked Column", or "Pie" chart in Powerpoint or To create a correct "100% Stacked Column" chart, choose the chart then click "Switch Row/Column" (PC

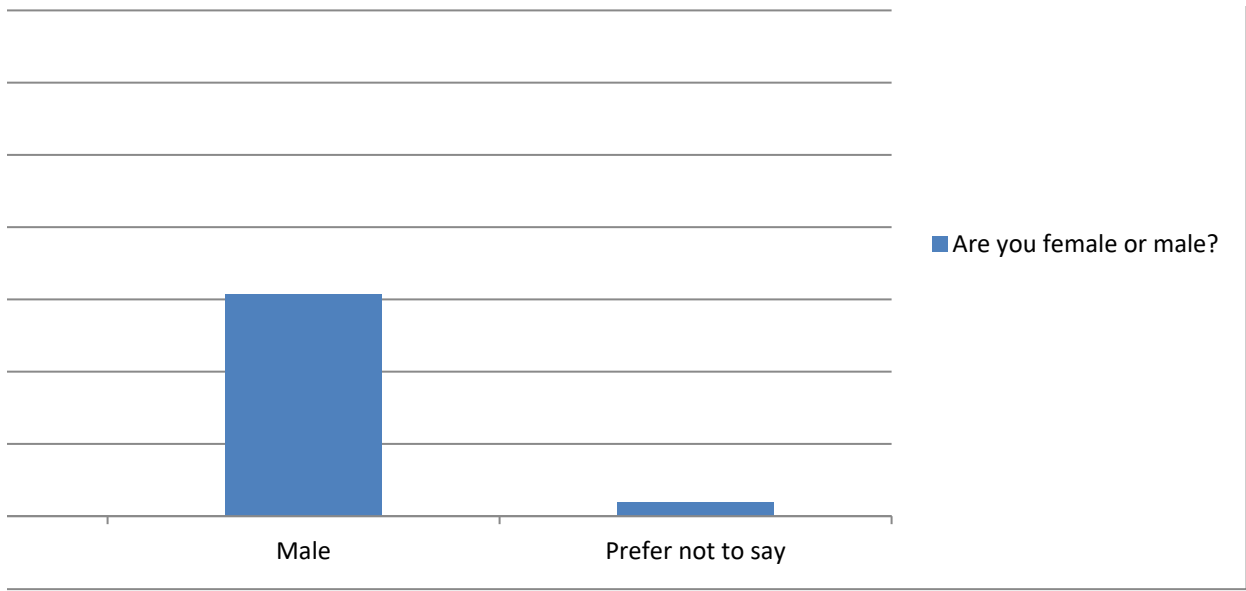
Count	Are you fer	Percent	Are you female or male?
Female	70	Female	67.3%
Male	32	Male	30.8%
Prefer not t	2	Prefer not t	1.9%





· Excel, to change the chart type.
C) or "Switch Plot" (Mac) in the chart tools





Summary of What is your race or ethnicity?

Categorical Summary


Sample Size Number of Distinct Categories

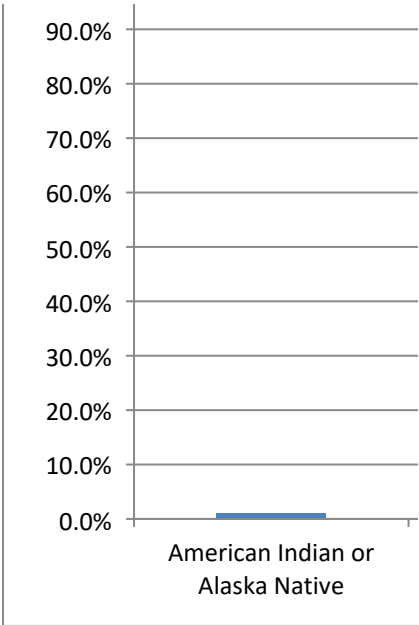
104 of 104 4

What is your	Count	Percent of	Confidence Interval (Percent of Data)
American Indian or Alaska Native	1	1.0%	0.2% to 5.2%
White	98	94.2%	88.0% to 97.3%
Hispanic or Latino	3	2.9%	1.0% to 8.1%
Multi-race	2	1.9%	0.5% to 6.7%


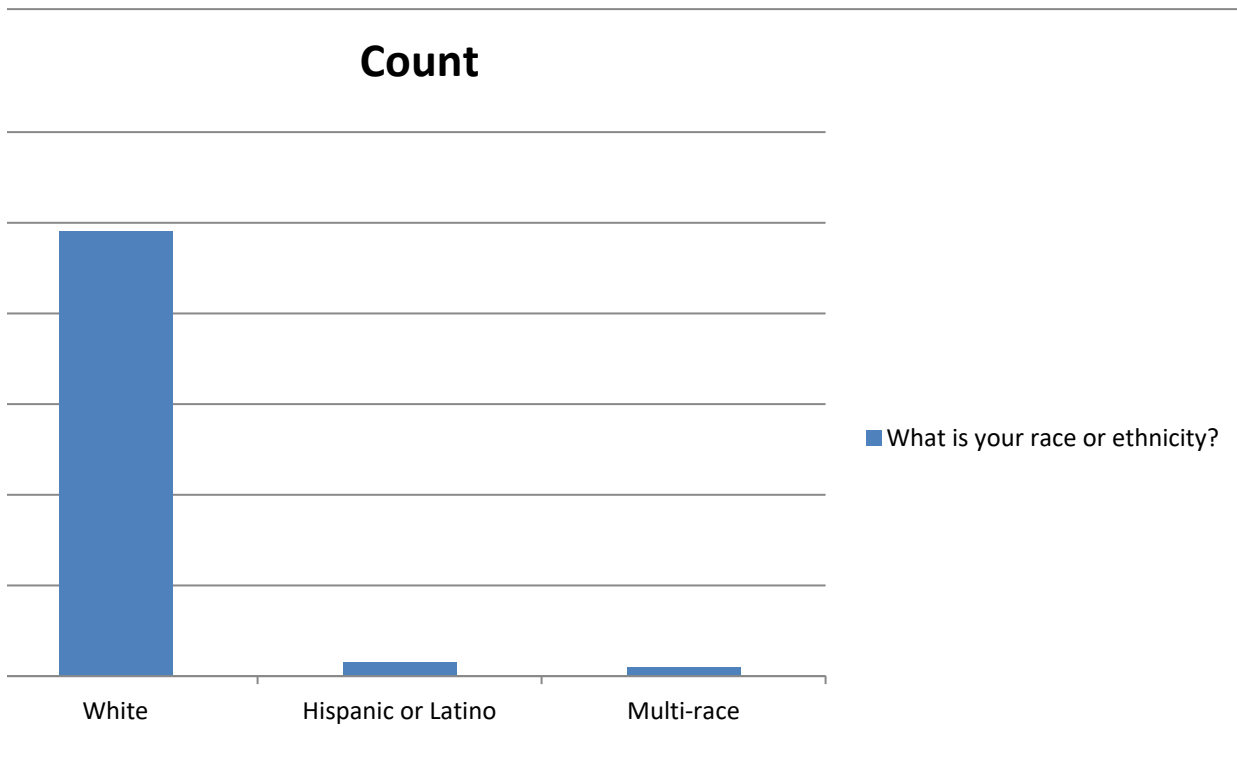
Select a chart and choose "Clustered Column", "100% Stacked Column", or "Pie" chart in Powerpoint or To create a correct "100% Stacked Column" chart, choose the chart then click "Switch Row/Column" (PC

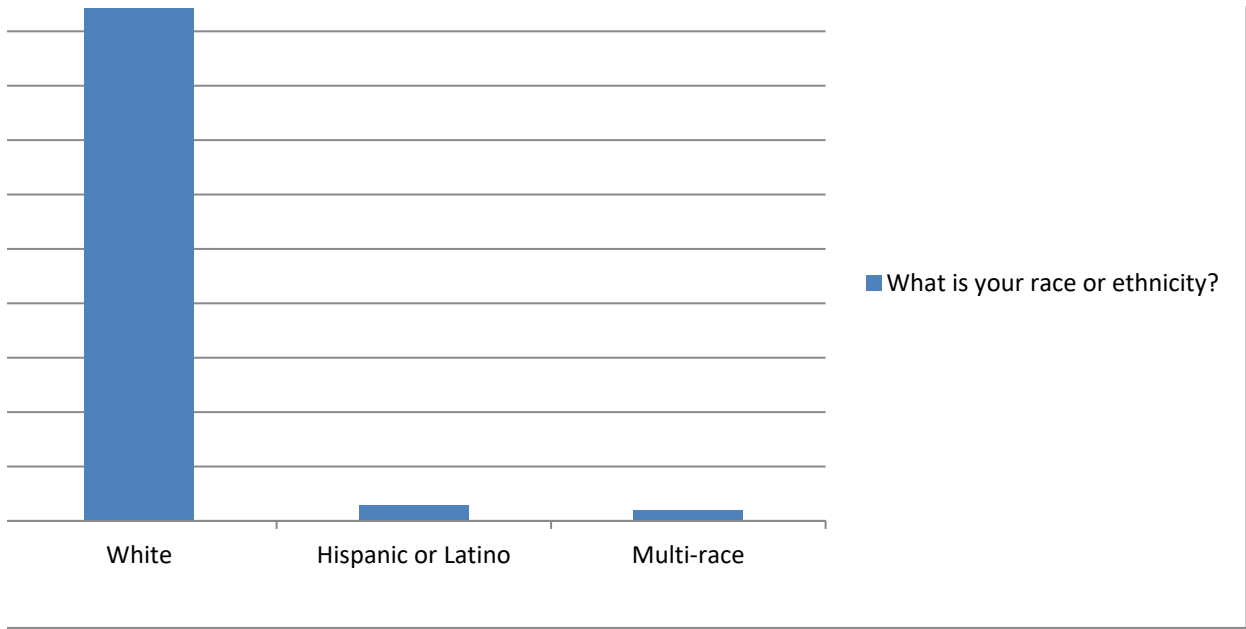
Count	What is your	Percent	What is your race or ethnicity?
American Indian or Alaska Native	1	American Indian or Alaska Native	1.0%
White	98	White	94.2%
Hispanic or Latino	3	Hispanic or Latino	2.9%
Multi-race	2	Multi-race	1.9%





· Excel, to change the chart type.
C) or "Switch Plot" (Mac) in the chart tools





Summary of This school provides instructional materials (e.g. textbooks, handouts) that reflect students

Categorical Summary

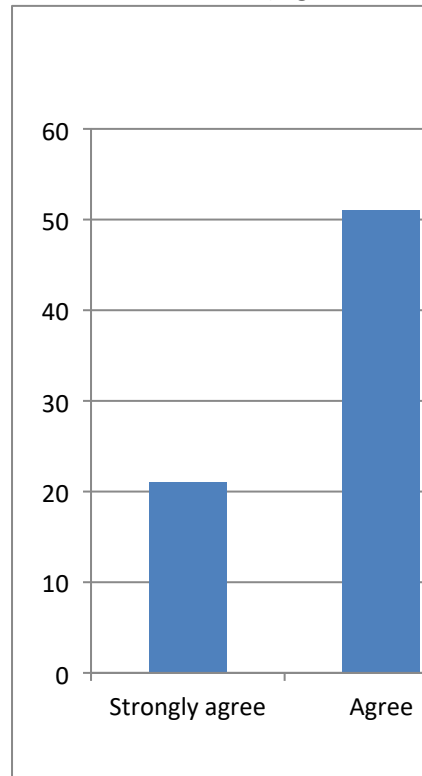
Sample Size Number of Distinct Categories

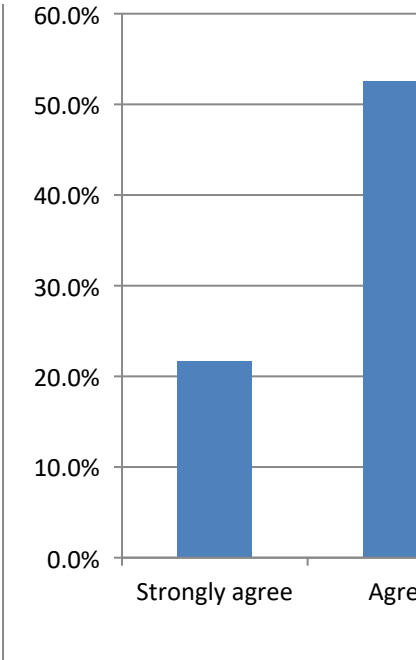
97 of 97 5

This school	Count	Percent of	Confidence Interval (Percent of Data)
Strongly ag	21	21.6%	14.6% to 30.8%
Agree	51	52.6%	42.7% to 62.2%
Disagree	6	6.2%	2.9% to 12.8%
Strongly di:	4	4.1%	1.6% to 10.1%
I don't know	15	15.5%	9.6% to 24.0%

Select a chart and choose "Clustered Column", "100% Stacked Column", or "Pie" chart in Powerpoint or To create a correct "100% Stacked Column" chart, choose the chart then click "Switch Row/Column" (PC

Count	This school	Percent	This school provides instructional materials (e.g. textbook
Strongly ag	21	Strongly ag 21.6%	
Agree	51	Agree 52.6%	
Disagree	6	Disagree 6.2%	
Strongly di:	4	Strongly di: 4.1%	
I don't know	15	I don't know 15.5%	

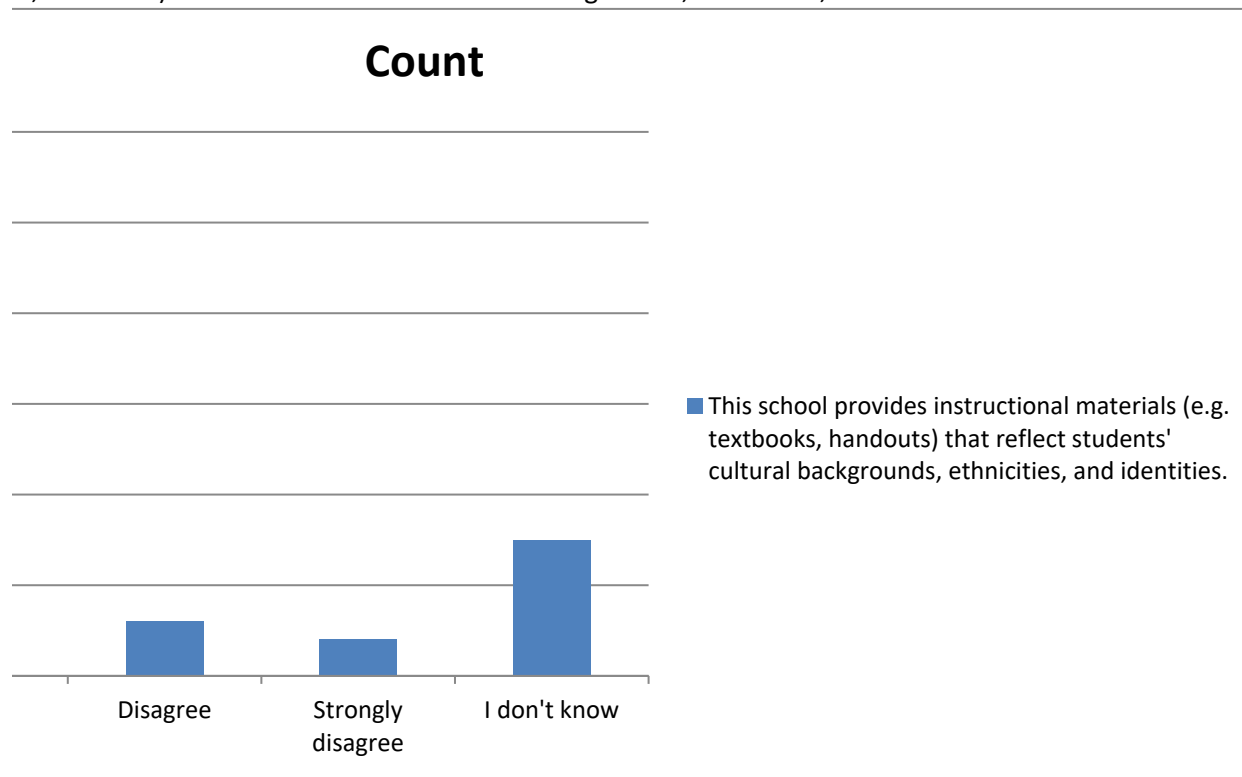


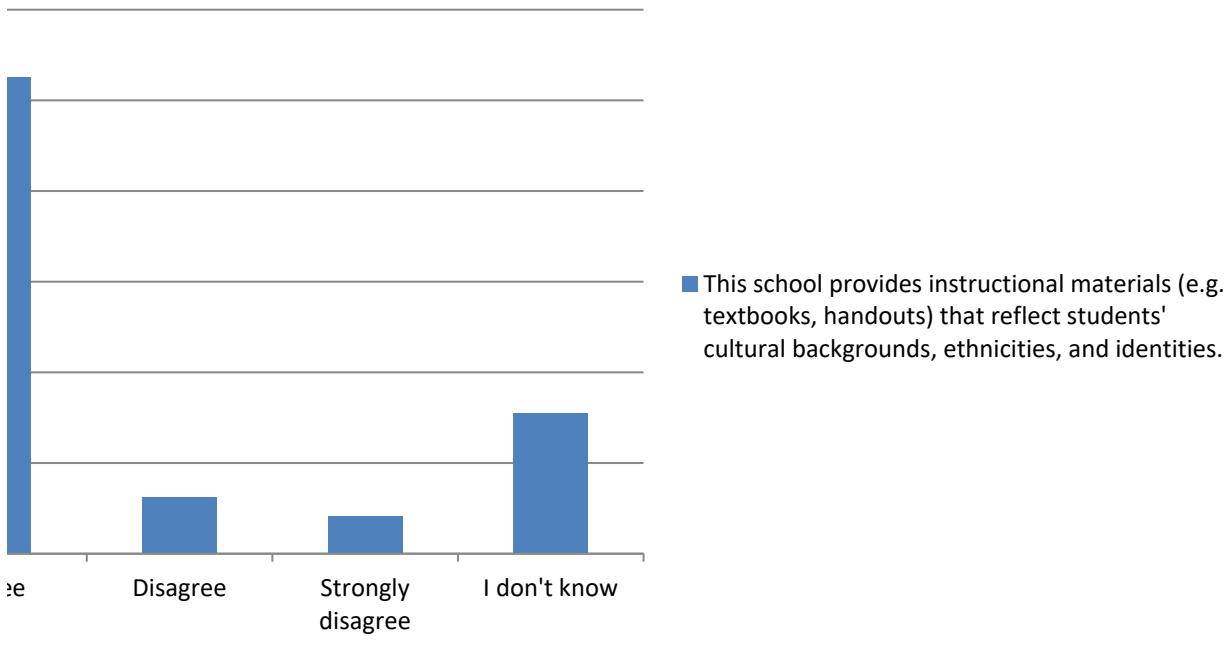


s' cultural backgrounds, ethnicities, and identities.

· Excel, to change the chart type.
C) or "Switch Plot" (Mac) in the chart tools

cs, handouts) that reflect students' cultural backgrounds, ethnicities, and identities.





Summary of This school emphasizes showing respect for all students' cultural beliefs and practices.

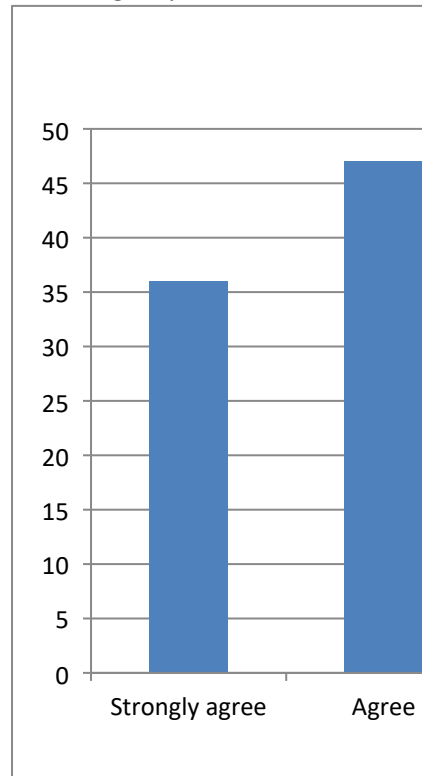
Categorical Summary

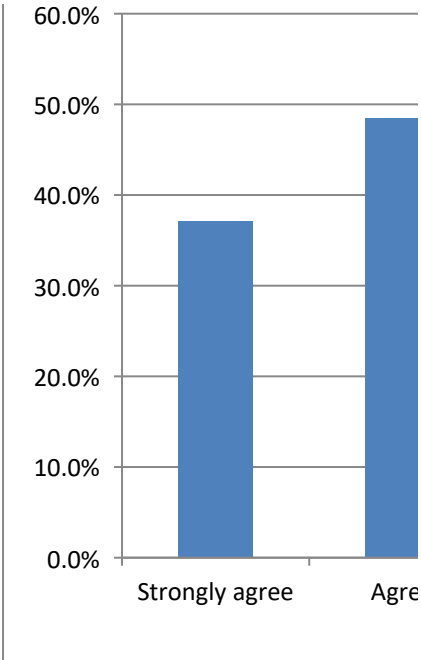
Sample Size Number of Distinct Categories
 97 of 97 5

This school	Count	Percent of	Confidence Interval (Percent of Data)
Strongly ag	36	37.1%	28.2% to 47.0%
Agree	47	48.5%	38.8% to 58.3%
Disagree	9	9.3%	5.0% to 16.7%
Strongly di:	3	3.1%	1.1% to 8.7%
I don't kno	2	2.1%	0.6% to 7.2%

Select a chart and choose "Clustered Column", "100% Stacked Column", or "Pie" chart in Powerpoint or To create a correct "100% Stacked Column" chart, choose the chart then click "Switch Row/Column" (PC

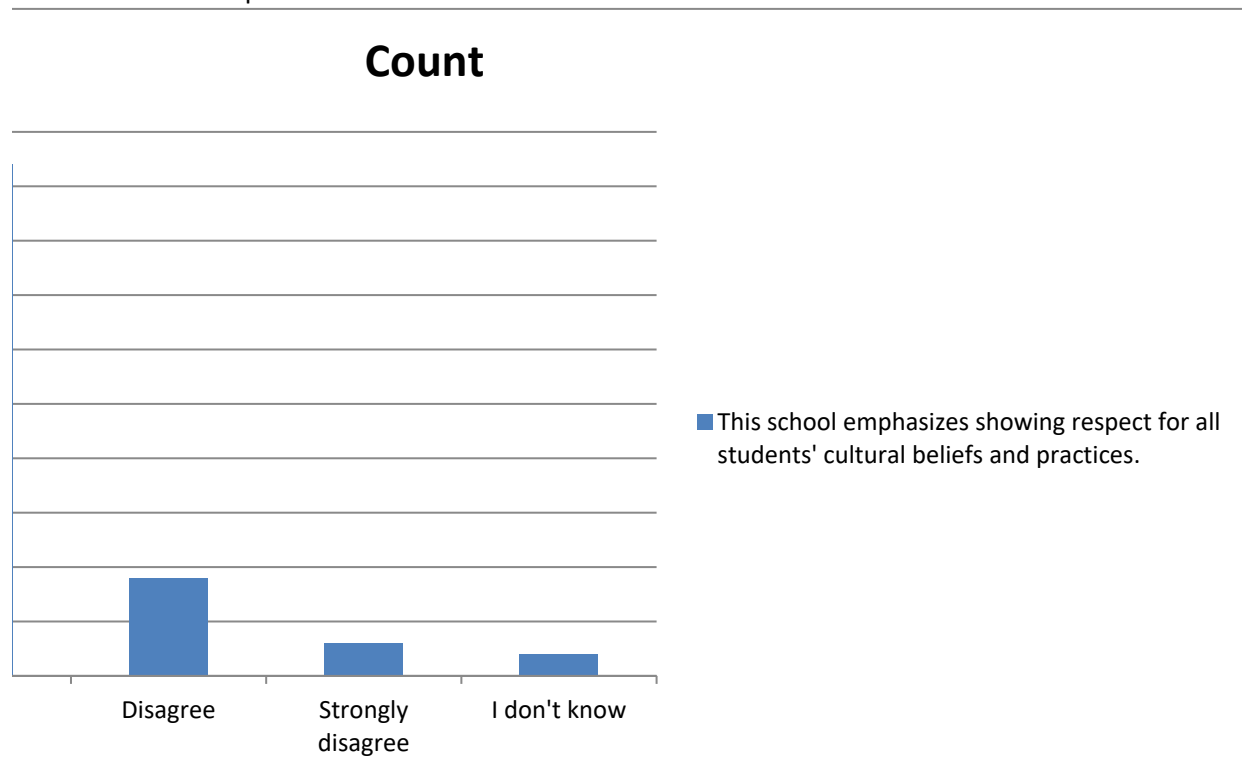
Count	This school	Percent	This school emphasizes showing respect for all students' c
Strongly ag	36	Strongly ag 37.1%	
Agree	47	Agree 48.5%	
Disagree	9	Disagree 9.3%	
Strongly di:	3	Strongly di: 3.1%	
I don't kno	2	I don't kno 2.1%	

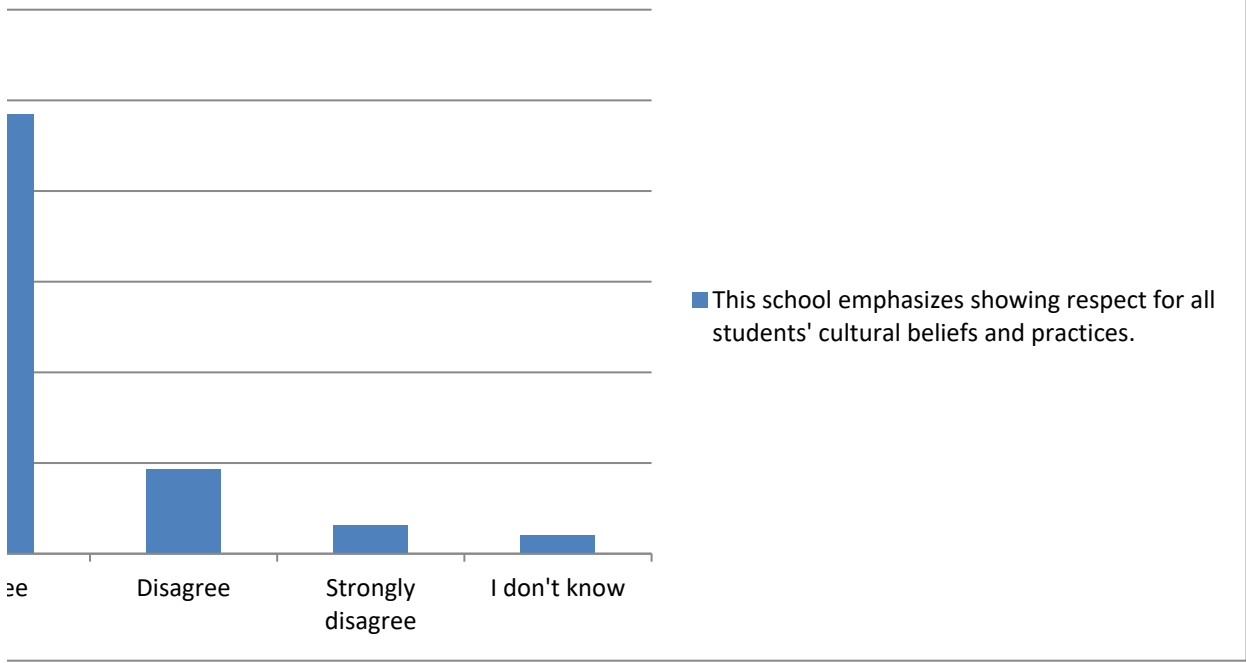




· Excel, to change the chart type.
C) or "Switch Plot" (Mac) in the chart tools

cultural beliefs and practices.





Summary of Staff do a good job helping parents support their children's learning at home.

Categorical Summary

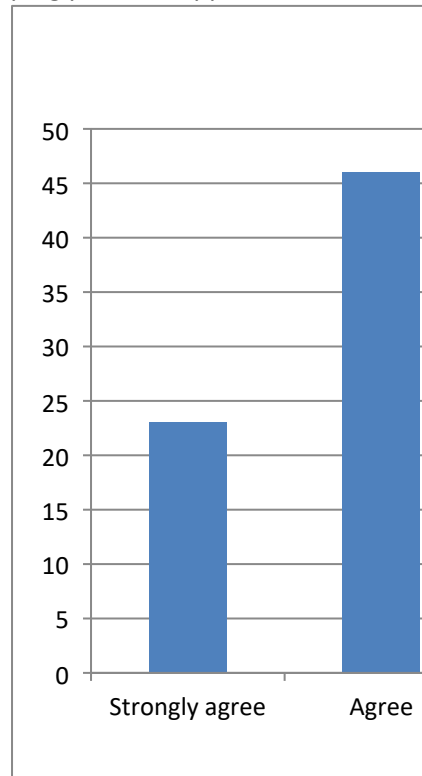
Sample Size Number of Distinct Categories

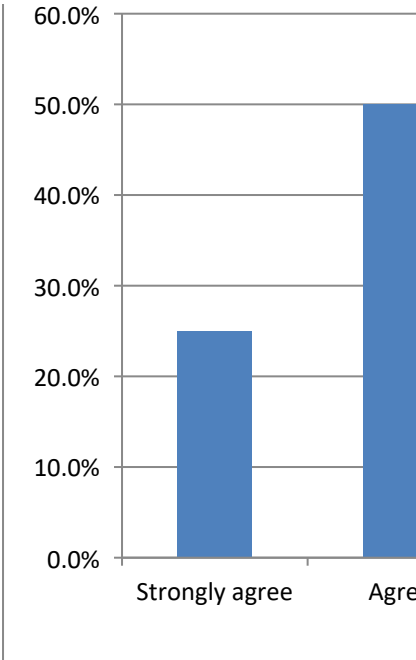
92 of 92 5

Staff do a g	Count	Percent of	Confidence Interval (Percent of Data)
Strongly ag	23	25.0%	17.3% to 34.7%
Agree	46	50.0%	40.0% to 60.0%
Disagree	10	10.9%	6.0% to 18.9%
Strongly di:	5	5.4%	2.3% to 12.1%
I don't know	8	8.7%	4.5% to 16.2%

Select a chart and choose "Clustered Column", "100% Stacked Column", or "Pie" chart in Powerpoint or To create a correct "100% Stacked Column" chart, choose the chart then click "Switch Row/Column" (PC

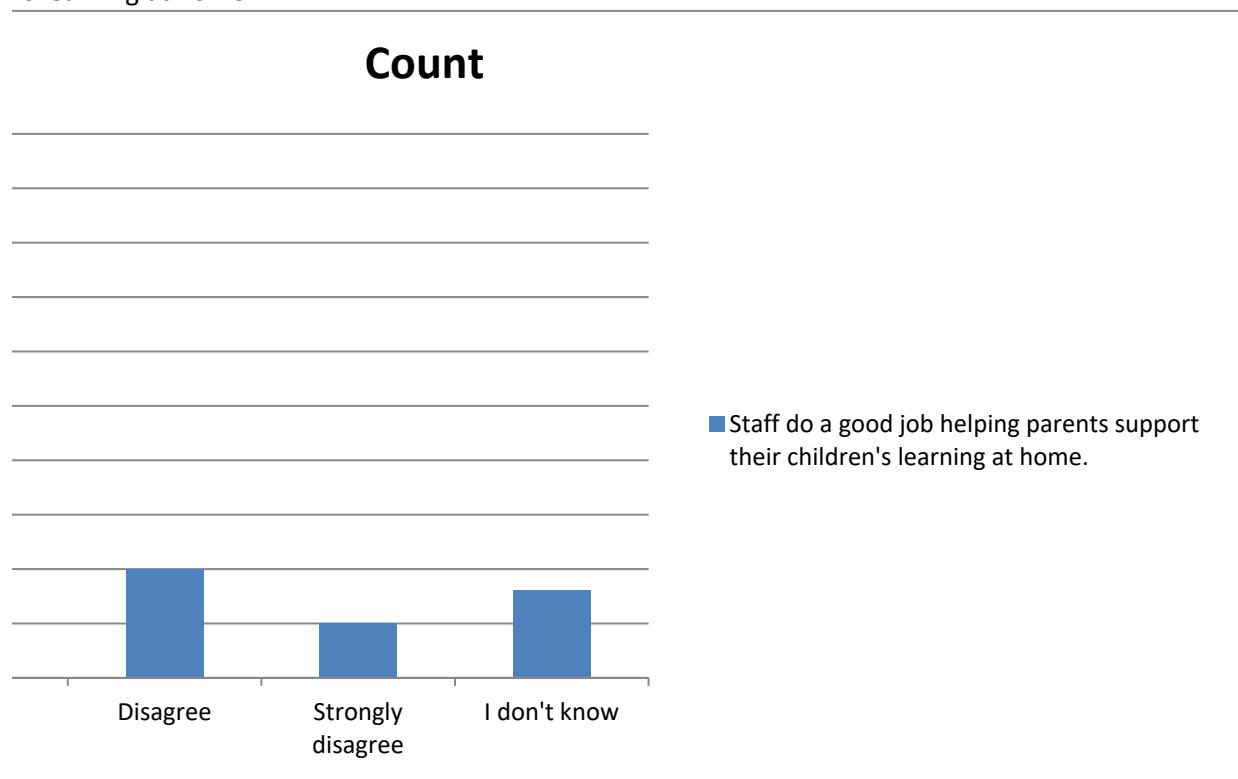
Count	Staff do a g	Percent	Staff do a good job helping parents support their children
Strongly ag	23	Strongly ag	25.0%
Agree	46	Agree	50.0%
Disagree	10	Disagree	10.9%
Strongly di:	5	Strongly di:	5.4%
I don't know	8	I don't know	8.7%

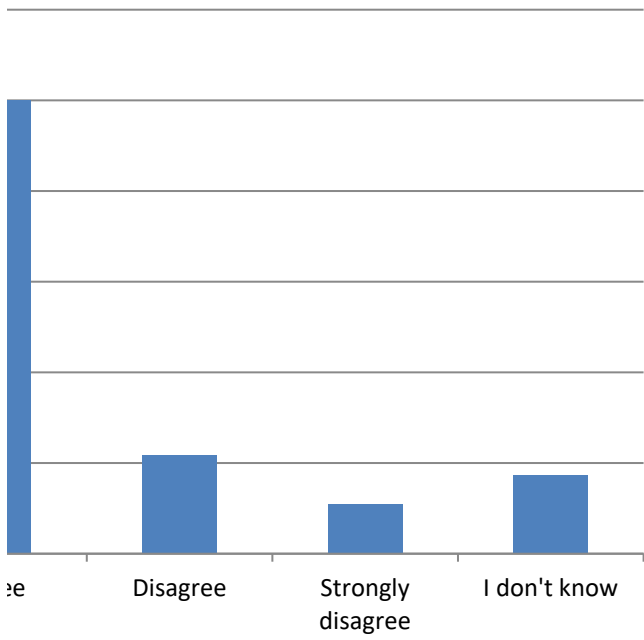




· Excel, to change the chart type.
C) or "Switch Plot" (Mac) in the chart tools

i's learning at home.





■ Staff do a good job helping parents support their children's learning at home.

Summary of Staff members make an effort to contact parents when their student has made improve

Categorical Summary

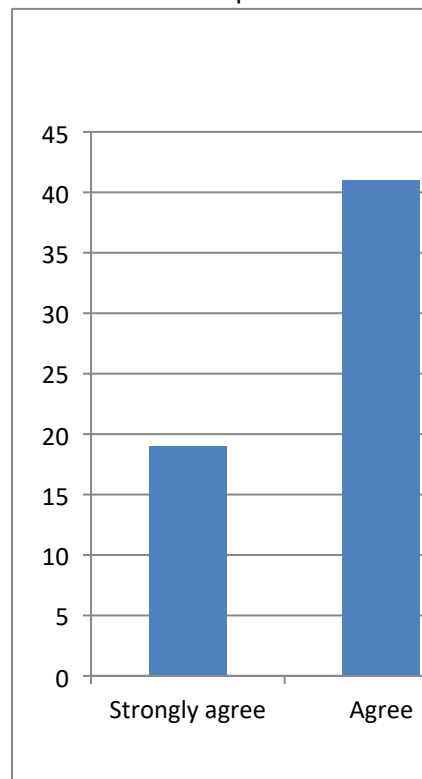
Sample Size Number of Distinct Categories

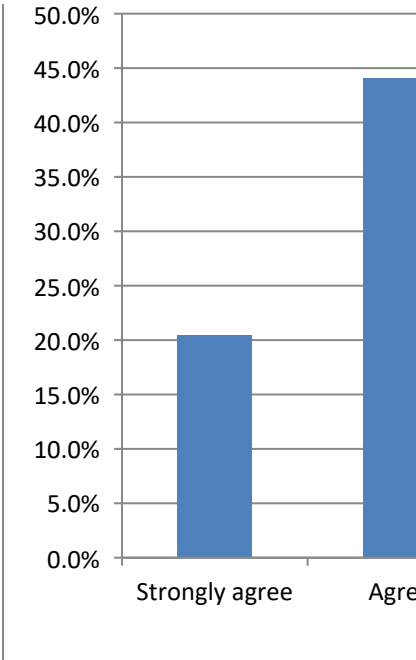
93 of 93 5

Staff memk	Count	Percent of	Confidence Interval (Percent of Data)
Strongly ag	19	20.4%	13.5% to 29.7%
Agree	41	44.1%	34.4% to 54.2%
Disagree	18	19.4%	12.6% to 28.5%
Strongly di:	6	6.5%	3.0% to 13.4%
I don't know	9	9.7%	5.2% to 17.4%

Select a chart and choose "Clustered Column", "100% Stacked Column", or "Pie" chart in Powerpoint or To create a correct "100% Stacked Column" chart, choose the chart then click "Switch Row/Column" (PC

Count	Staff memk	Percent	Staff members make an effort to contact parents when th
Strongly ag	19	Strongly ag 20.4%	
Agree	41	Agree 44.1%	
Disagree	18	Disagree 19.4%	
Strongly di:	6	Strongly di: 6.5%	
I don't know	9	I don't know 9.7%	

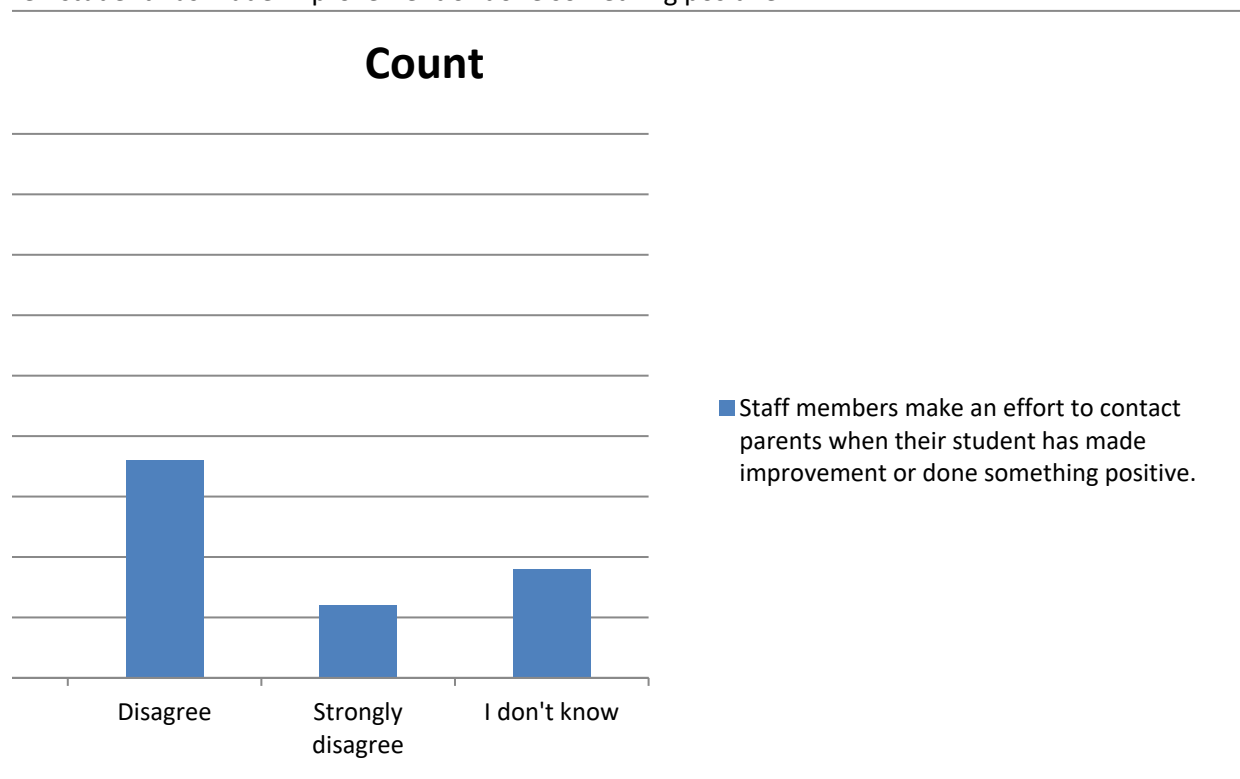


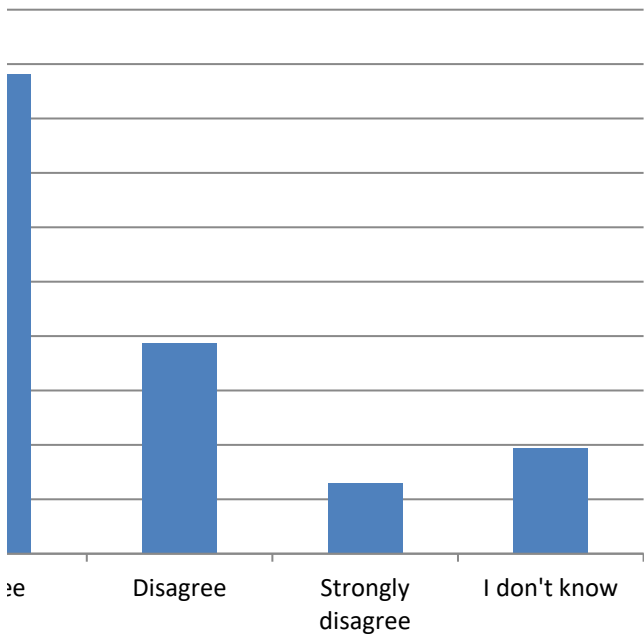


ent or done something positive.

· Excel, to change the chart type.
C) or "Switch Plot" (Mac) in the chart tools

their student has made improvement or done something positive.





■ Staff members make an effort to contact parents when their student has made improvement or done something positive.

Summary of This school communicates with parents in a timely and ongoing basis.

Categorical Summary

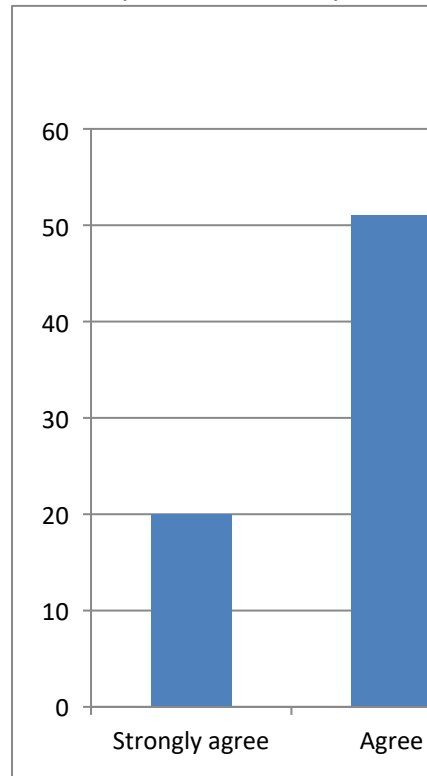
Sample Size Number of Distinct Categories

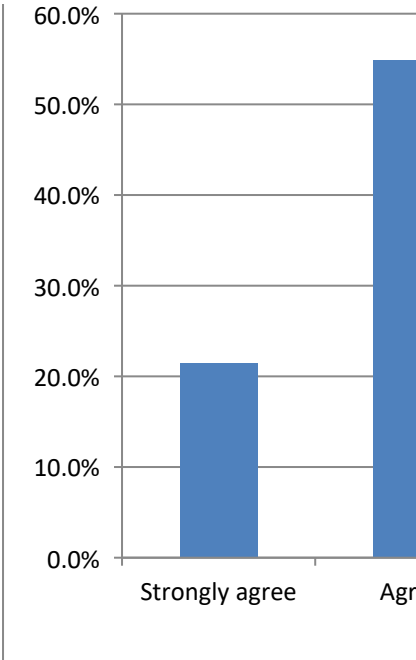
93 of 93 5

This school	Count	Percent of	Confidence Interval (Percent of Data)
Strongly ag	20	21.5%	14.4% to 30.9%
Agree	51	54.8%	44.7% to 64.6%
Disagree	11	11.8%	6.7% to 19.9%
Strongly di:	7	7.5%	3.7% to 14.7%
I don't know	4	4.3%	1.7% to 10.5%

Select a chart and choose "Clustered Column", "100% Stacked Column", or "Pie" chart in Powerpoint or To create a correct "100% Stacked Column" chart, choose the chart then click "Switch Row/Column" (PC

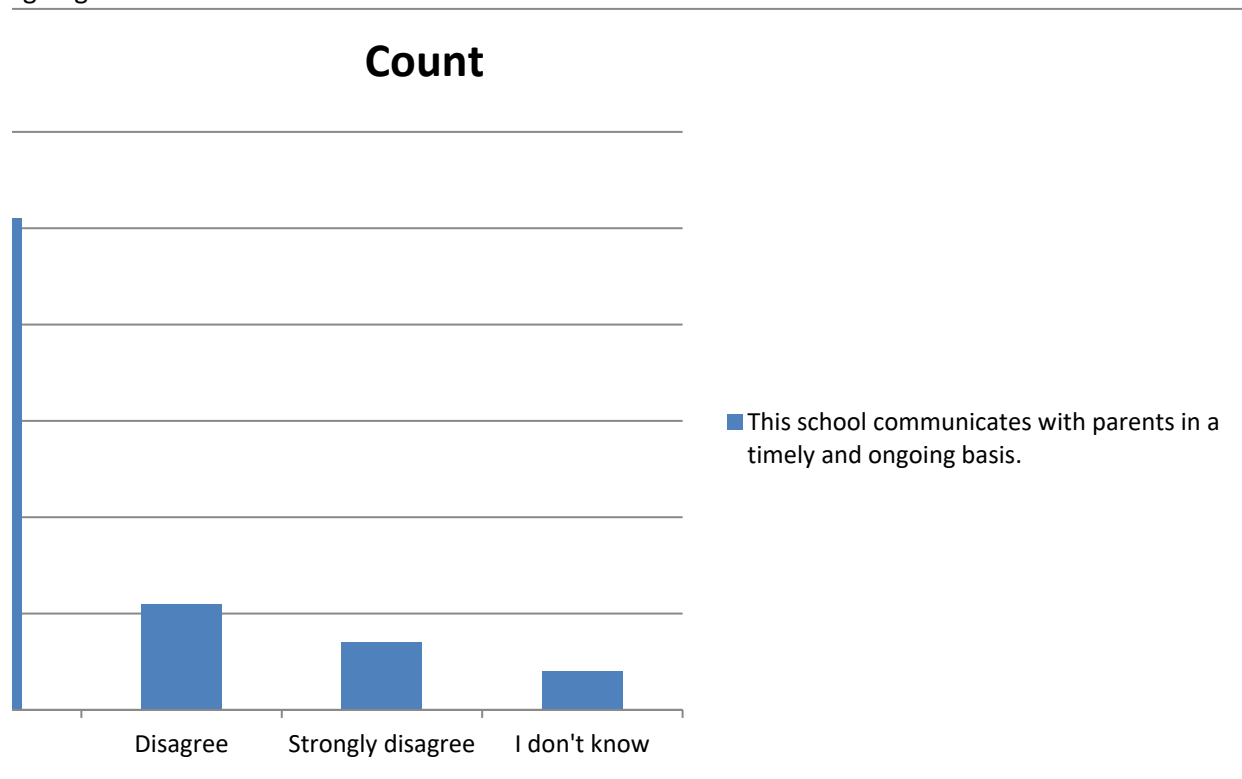
Count	This school	Percent	This school communicates with parents in a timely and or
Strongly ag	20	Strongly ag	21.5%
Agree	51	Agree	54.8%
Disagree	11	Disagree	11.8%
Strongly di:	7	Strongly di:	7.5%
I don't know	4	I don't know	4.3%

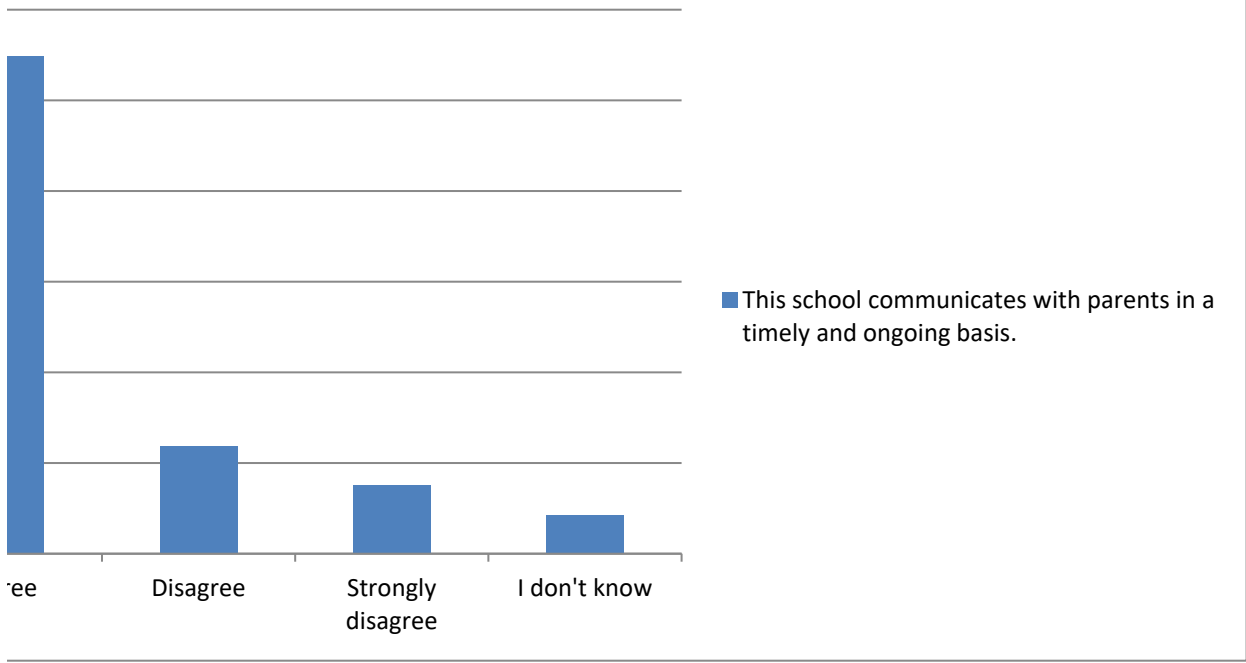




· Excel, to change the chart type.
C) or "Switch Plot" (Mac) in the chart tools

ngoing basis.





Summary of Discipline is fair.

Categorical Summary

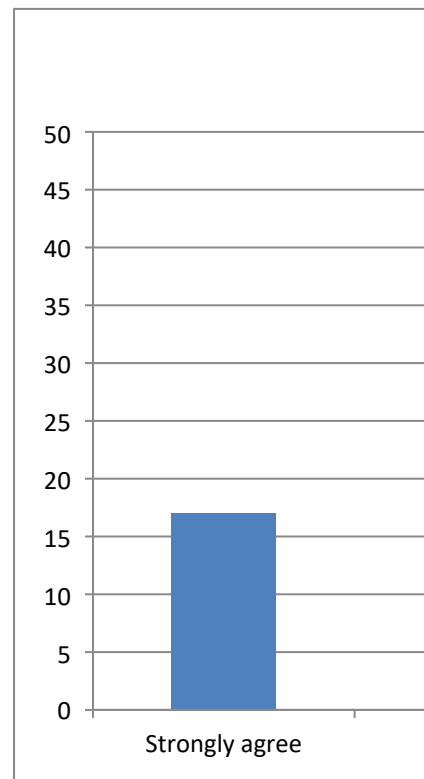
Sample Size Number of Distinct Categories

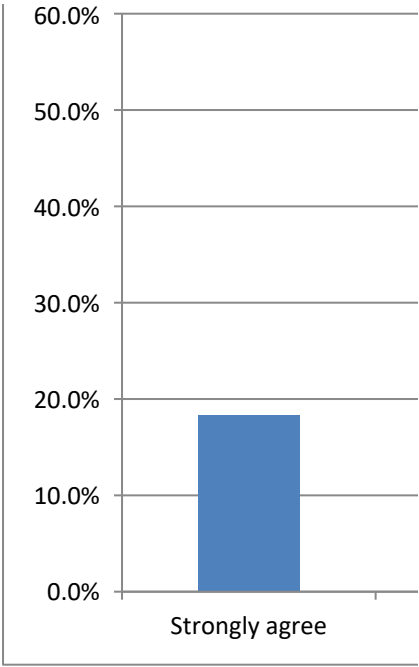
93 of 93 5

Discipline is:	Count	Percent of	Confidence Interval (Percent of Data)
Strongly ag	17	18.3%	11.7% to 27.3%
Agree	47	50.5%	40.6% to 60.5%
Disagree	10	10.8%	5.9% to 18.7%
Strongly di:	8	8.6%	4.4% to 16.1%
I don't know	11	11.8%	6.7% to 19.9%

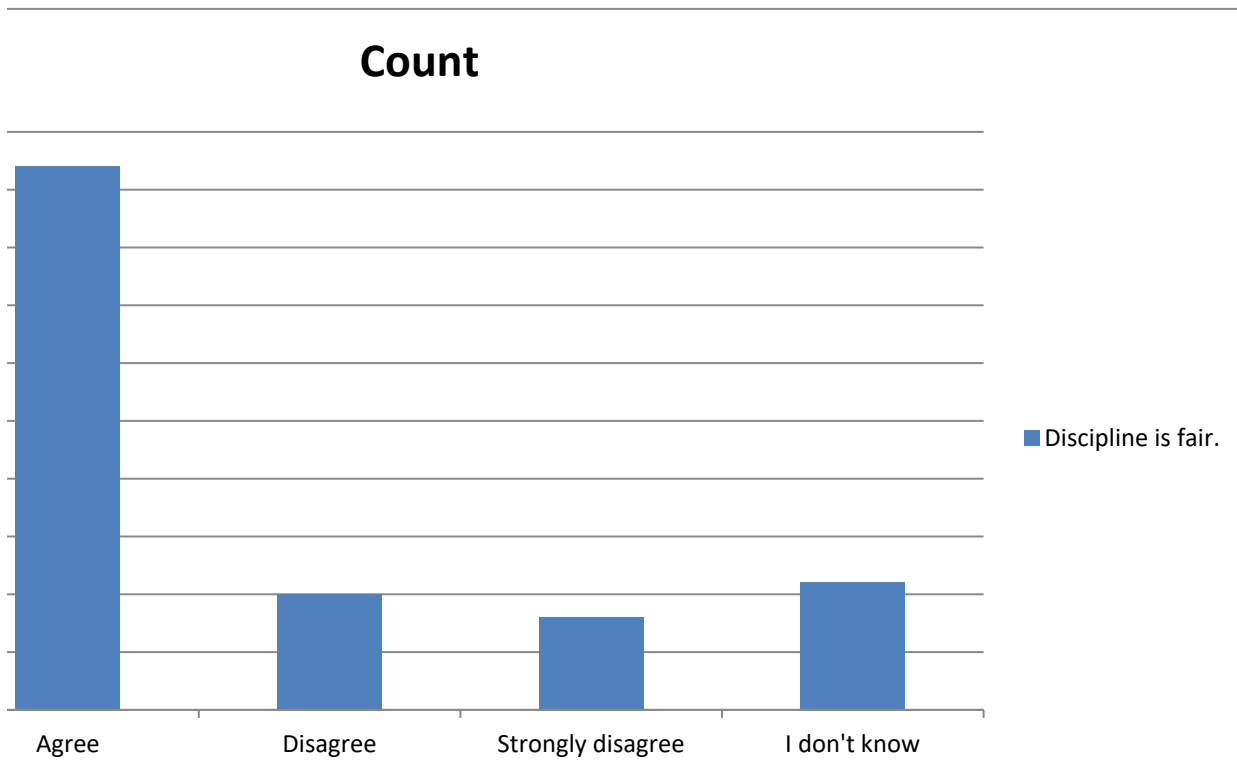
Select a chart and choose "Clustered Column", "100% Stacked Column", or "Pie" chart in Powerpoint or To create a correct "100% Stacked Column" chart, choose the chart then click "Switch Row/Column" (PC

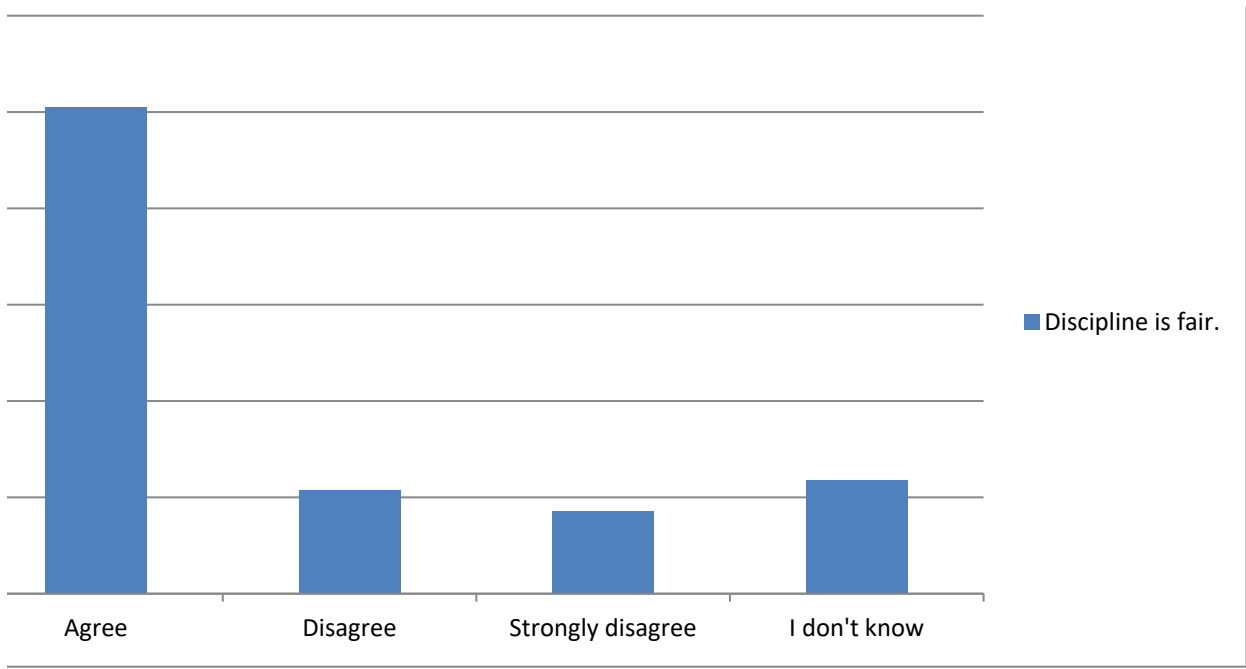
Count	Discipline is:	Percent	Discipline is fair.
Strongly ag	17	Strongly ag	18.3%
Agree	47	Agree	50.5%
Disagree	10	Disagree	10.8%
Strongly di:	8	Strongly di:	8.6%
I don't know	11	I don't know	11.8%





· Excel, to change the chart type.
C) or "Switch Plot" (Mac) in the chart tools





Summary of The following types of problems occur often at this school:

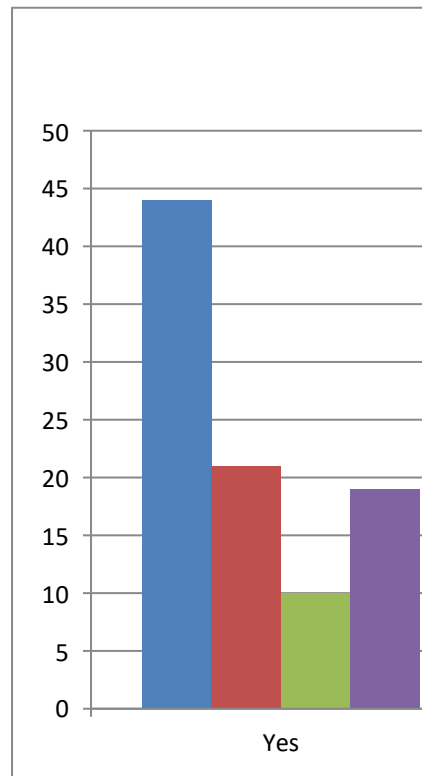
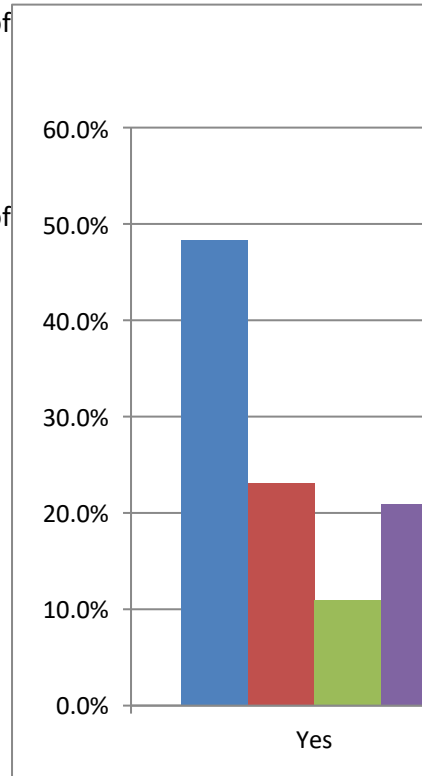
Select a chart and choose "Clustered Column", "100% Stacked Column", or "Pie" chart in Powerpoint or

Col %

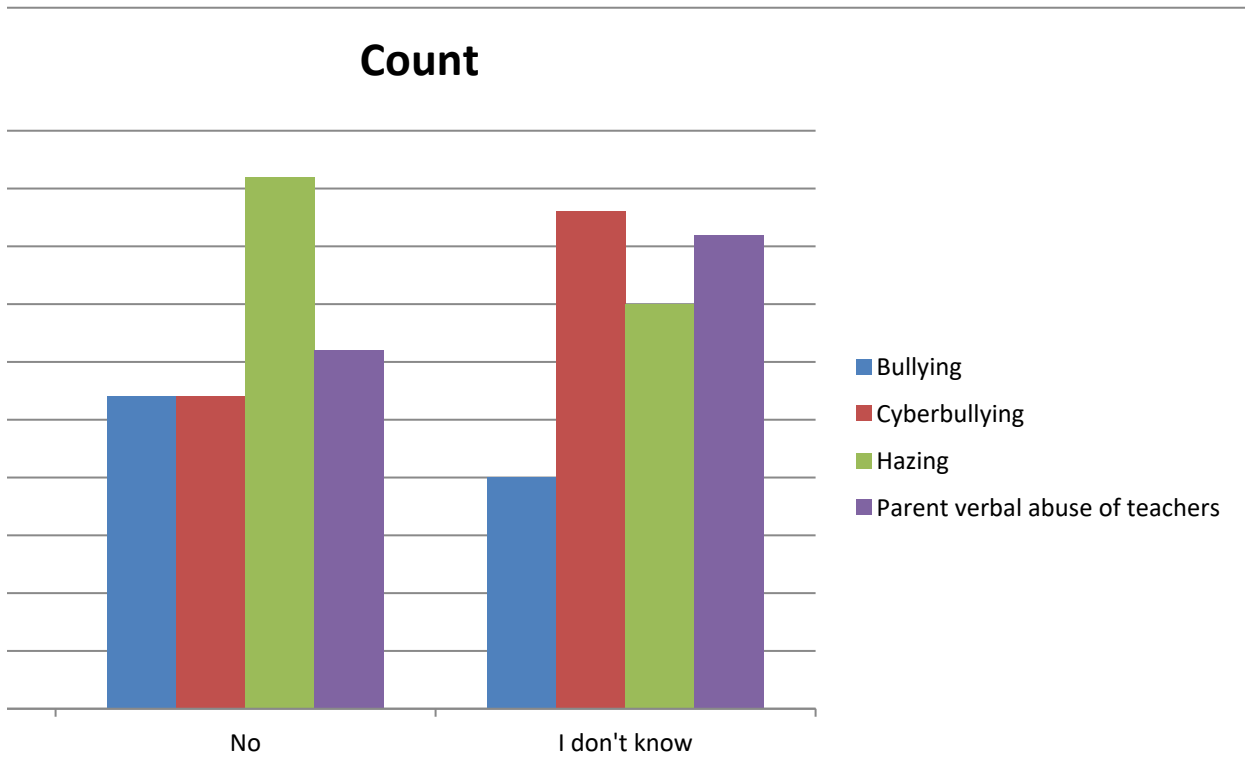
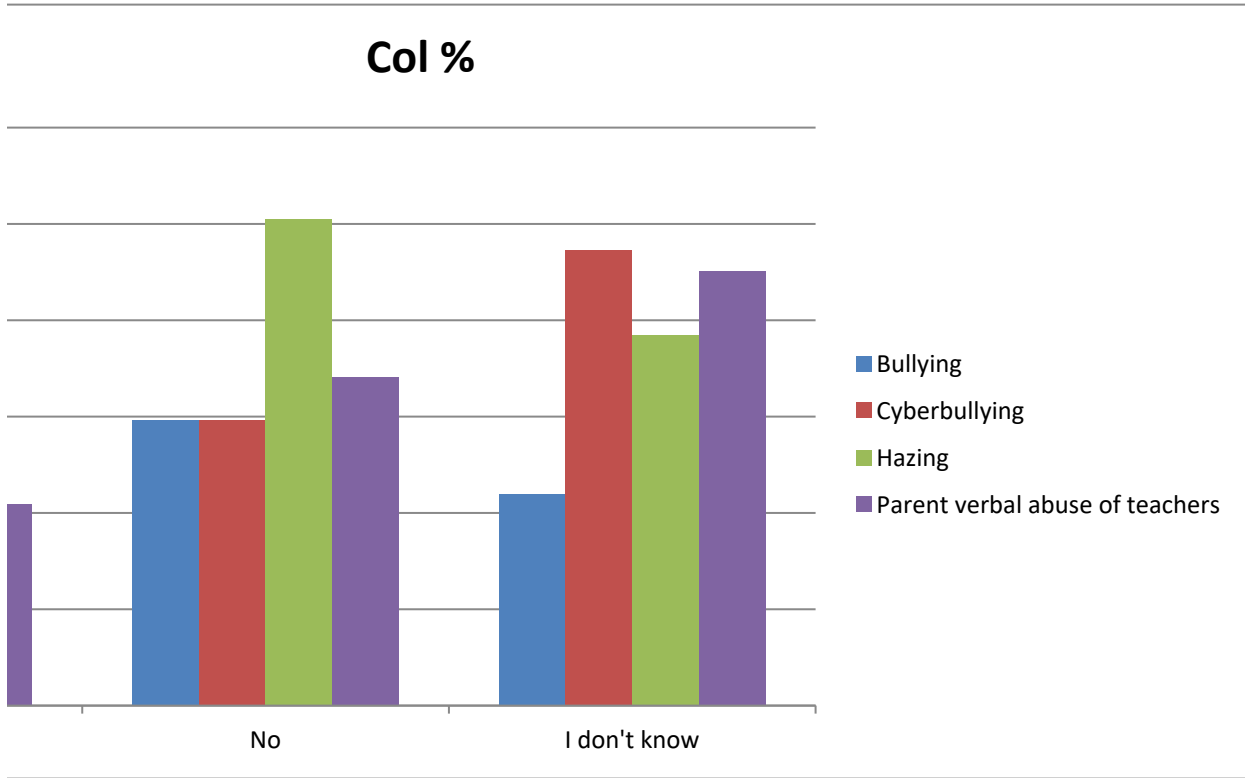
	Bullying	Cyberbullyi Hazing	Parent verbal abuse of	
Yes	48.4%	23.1%	11.0%	20.9%
No	29.7%	29.7%	50.5%	34.1%
I don't know	22.0%	47.3%	38.5%	45.1%

Count

	Bullying	Cyberbullyi Hazing	Parent verbal abuse of	
Yes	44	21	10	19
No	27	27	46	31
I don't know	20	43	35	41



· Excel, to change the chart type.



Summary of The following types of problems occur often at this school:

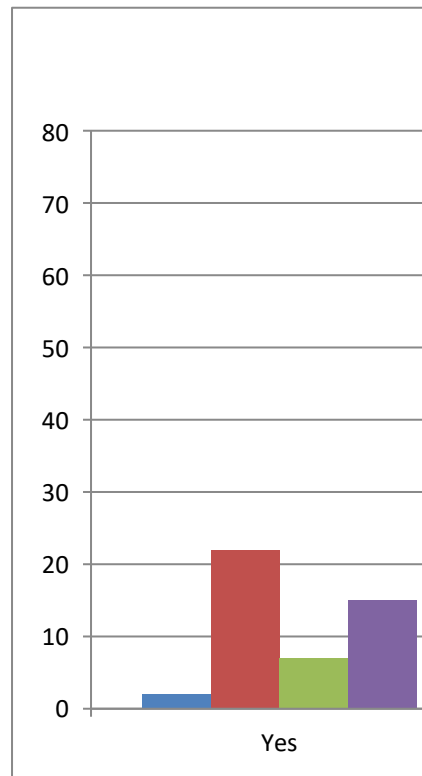
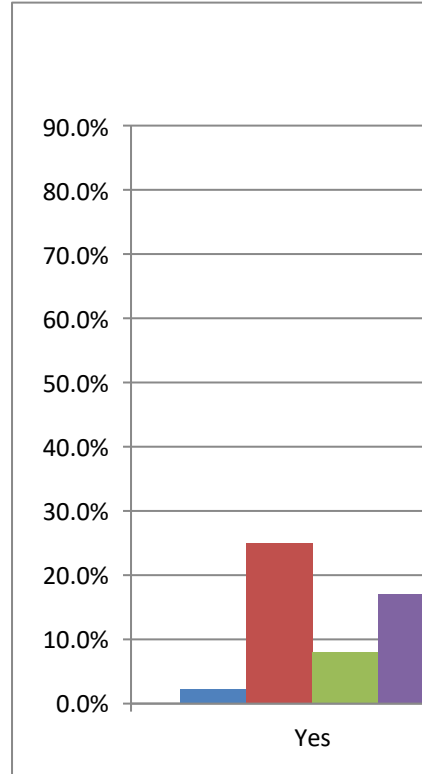
Select a chart and choose "Clustered Column", "100% Stacked Column", or "Pie" chart in Powerpoint or

Col %

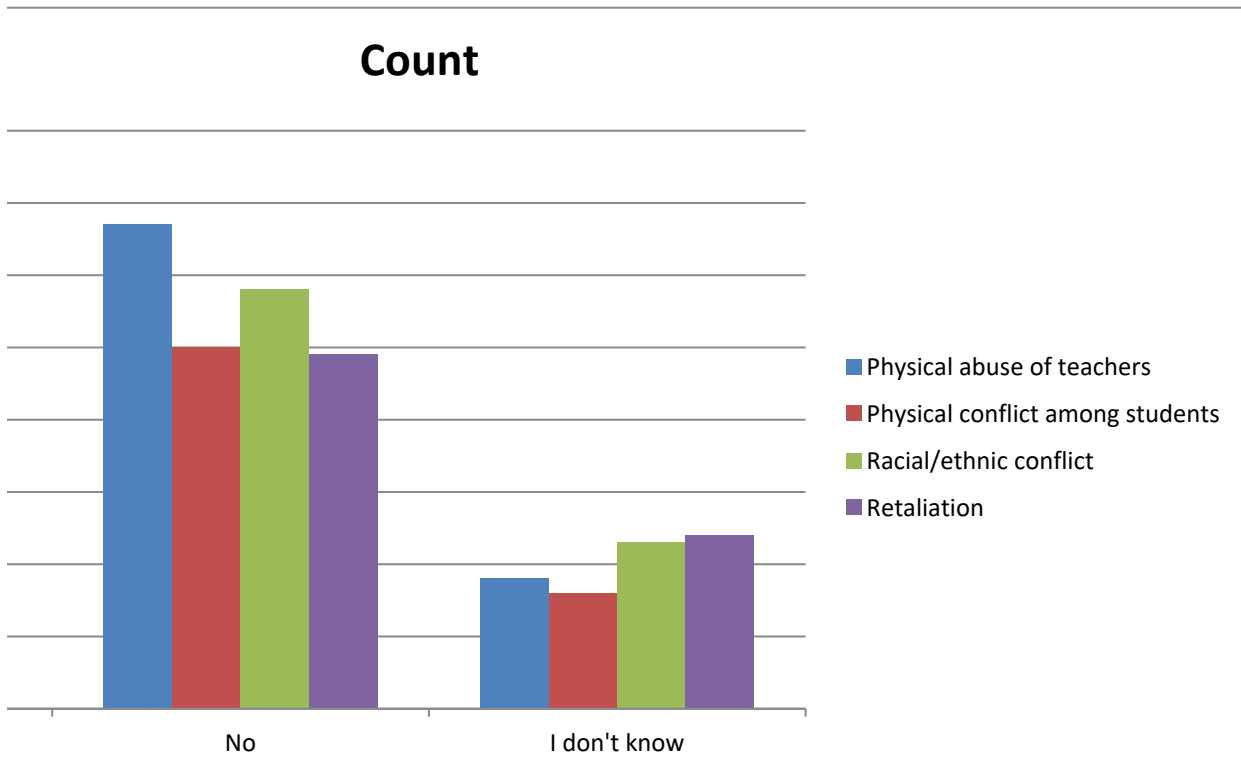
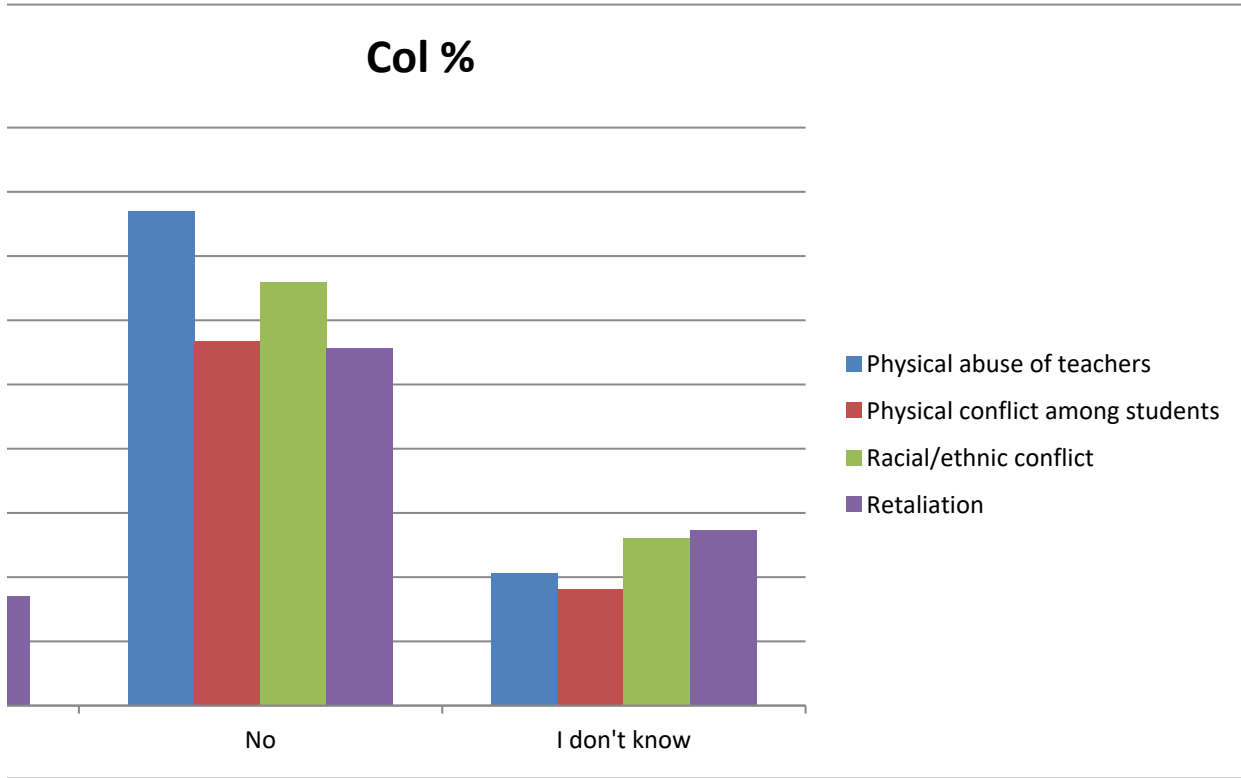
	Physical ab	Physical co	Racial/ethr	Retaliation
Yes	2.3%	25.0%	8.0%	17.0%
No	77.0%	56.8%	65.9%	55.7%
I don't know	20.7%	18.2%	26.1%	27.3%

Count

	Physical ab	Physical co	Racial/ethr	Retaliation
Yes	2	22	7	15
No	67	50	58	49
I don't know	18	16	23	24



· Excel, to change the chart type.



Summary of The following types of problems occur often at this school:

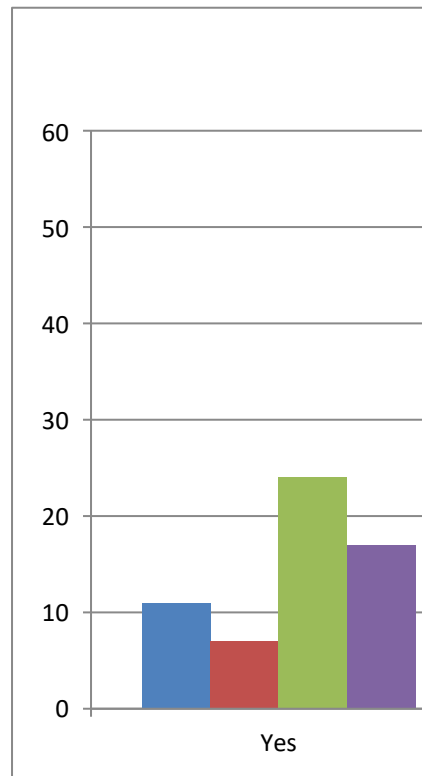
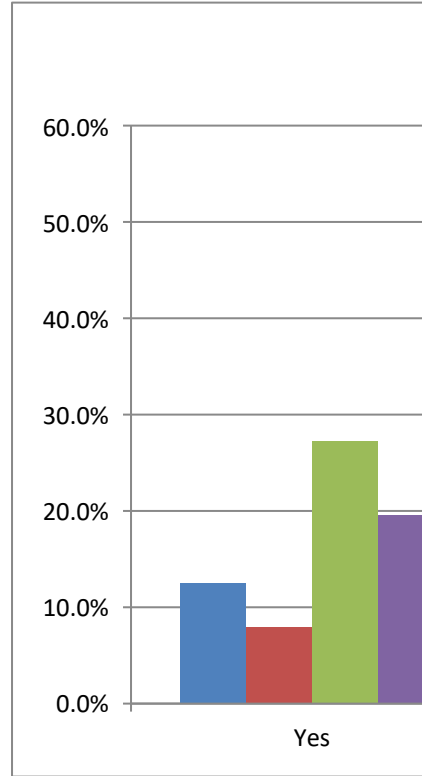
Select a chart and choose "Clustered Column", "100% Stacked Column", or "Pie" chart in Powerpoint or

Col %

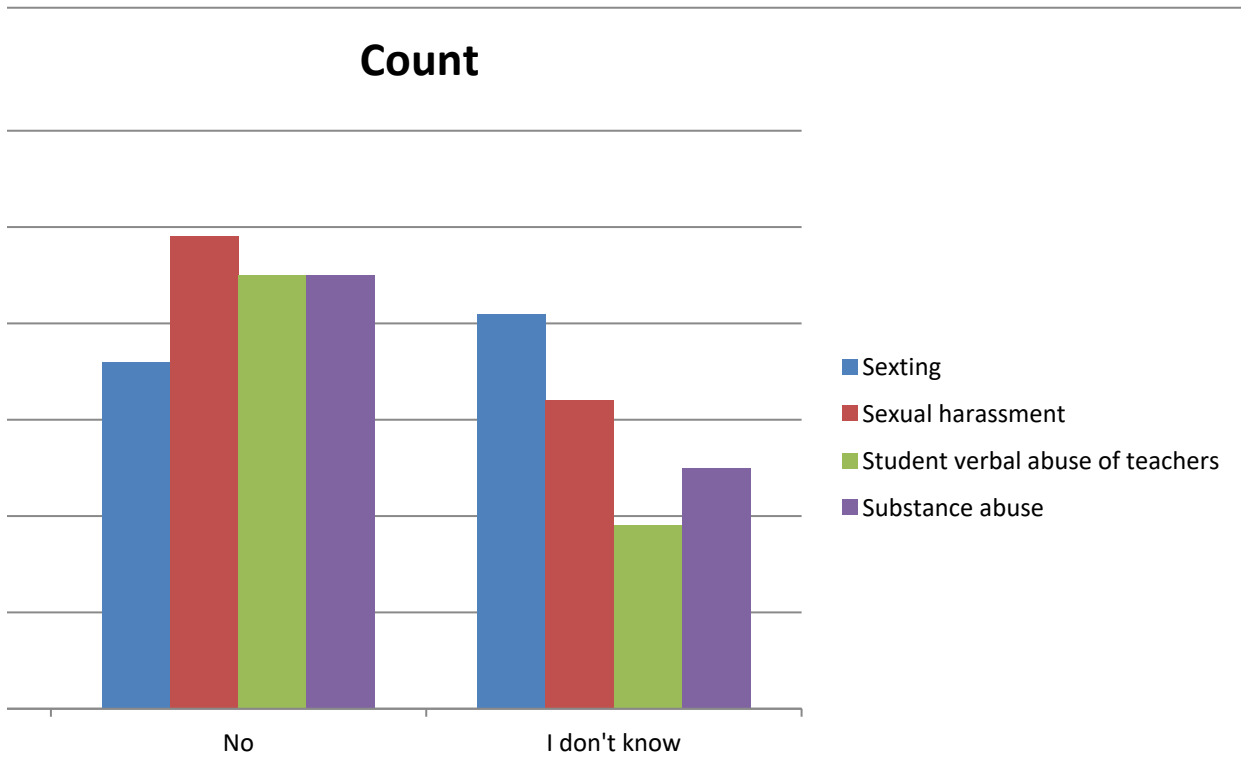
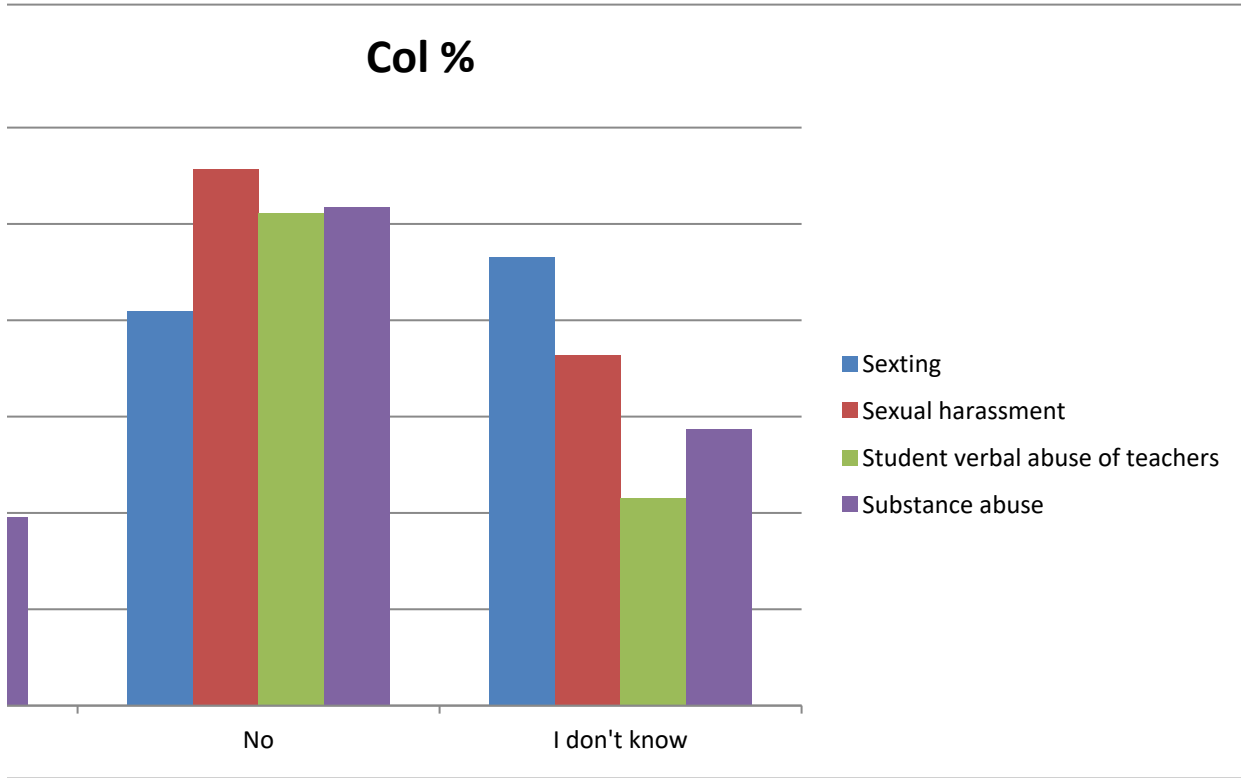
	Sexting	Sexual hara	Student ve	Substance abuse
Yes	12.5%	8.0%	27.3%	19.5%
No	40.9%	55.7%	51.1%	51.7%
I don't know	46.6%	36.4%	21.6%	28.7%

Count

	Sexting	Sexual hara	Student ve	Substance abuse
Yes	11	7	24	17
No	36	49	45	45
I don't know	41	32	19	25



· Excel, to change the chart type.



Summary of The following types of problems occur often at this school:

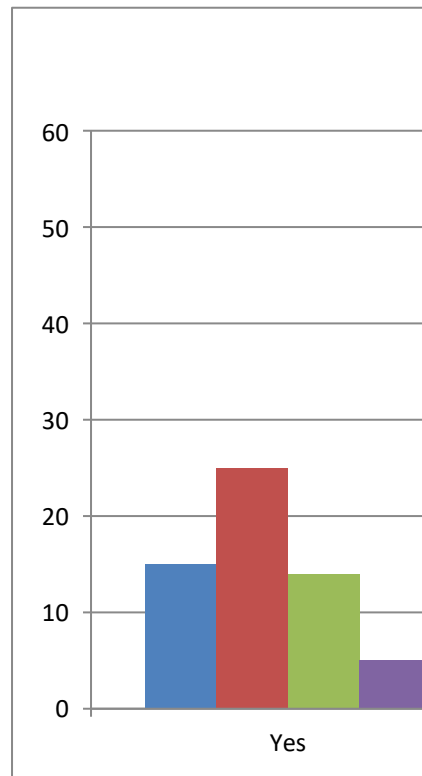
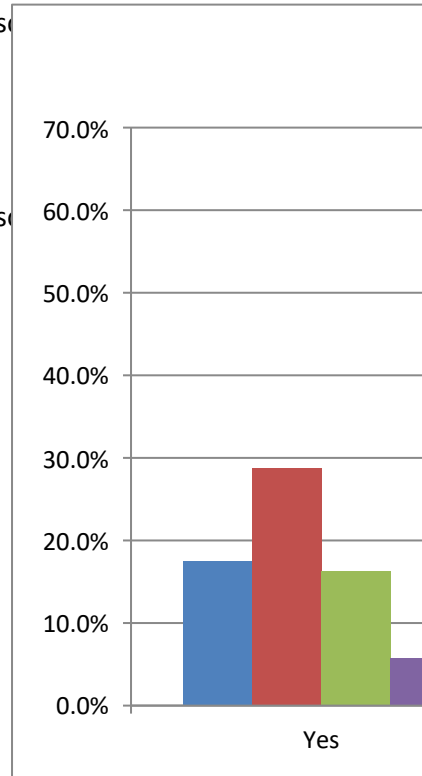
Select a chart and choose "Clustered Column", "100% Stacked Column", or "Pie" chart in Powerpoint or

Col %

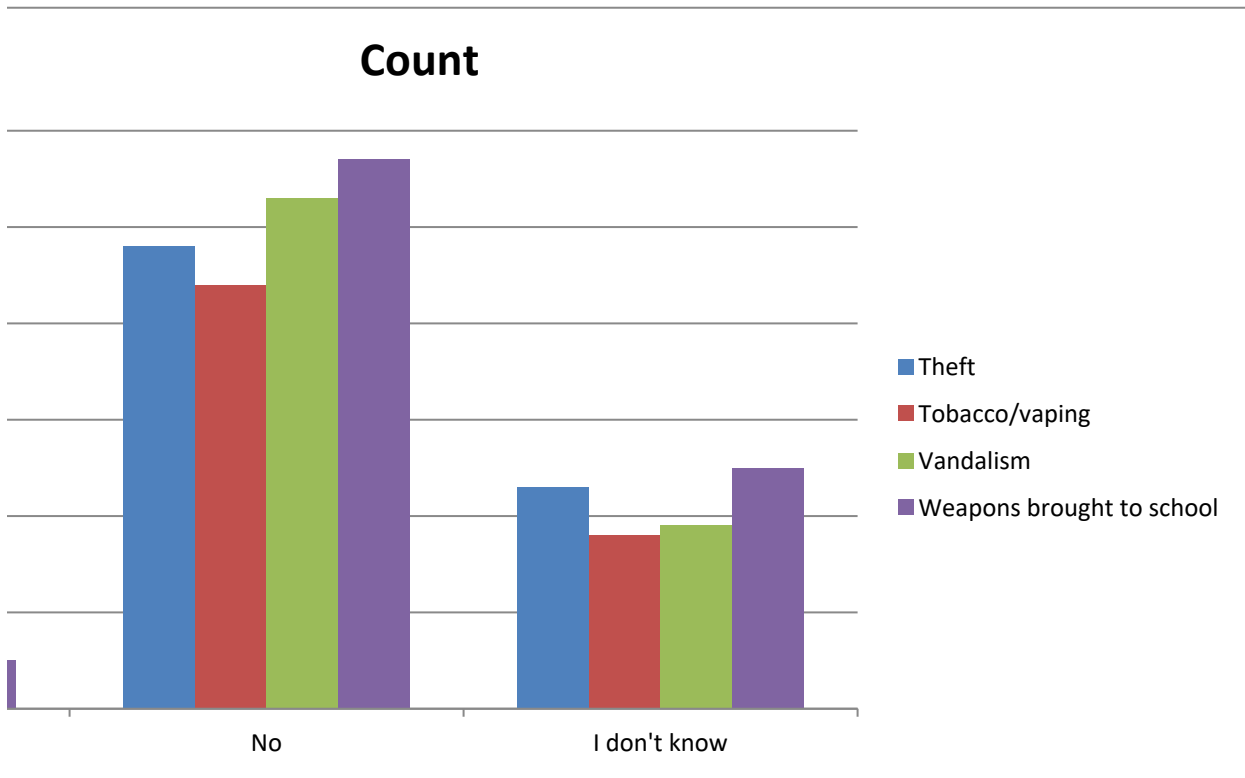
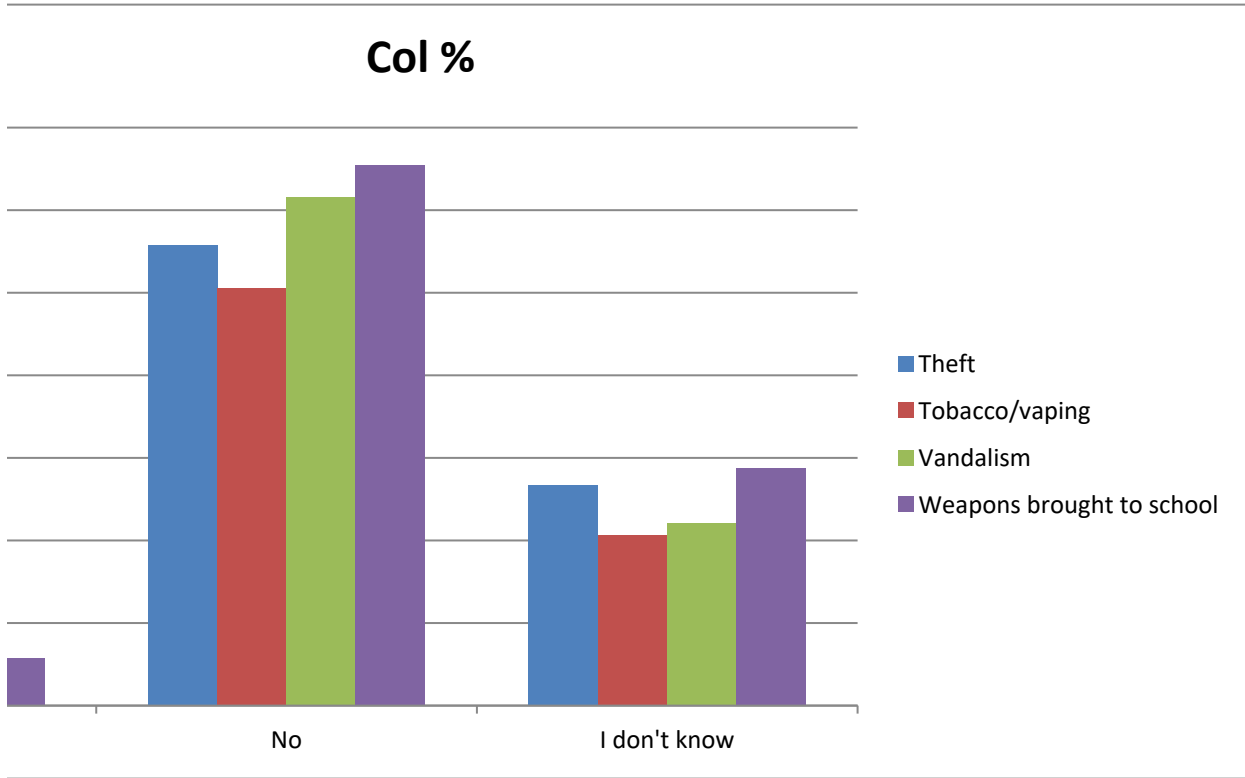
	Theft	Tobacco/v	Vandalism	Weapons brought to s
Yes	17.4%	28.7%	16.3%	5.7%
No	55.8%	50.6%	61.6%	65.5%
I don't know	26.7%	20.7%	22.1%	28.7%

Count

	Theft	Tobacco/v	Vandalism	Weapons brought to s
Yes	15	25	14	5
No	48	44	53	57
I don't know	23	18	19	25



· Excel, to change the chart type.



Summary of The programs at this school are adequate to support students with special needs or disabili

Categorical Summary

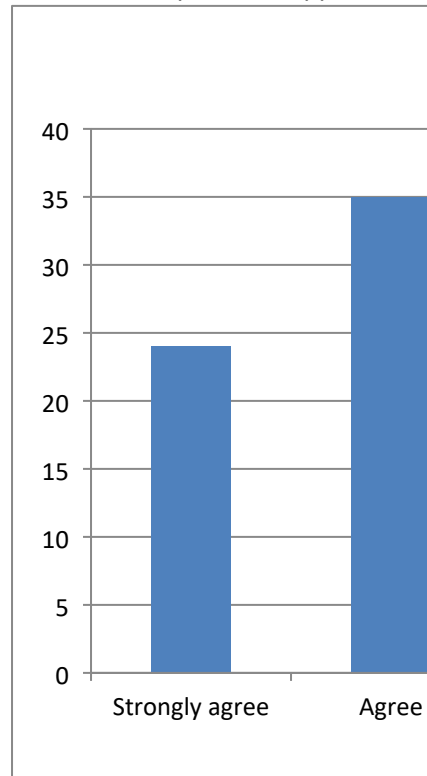
Sample Size Number of Distinct Categories

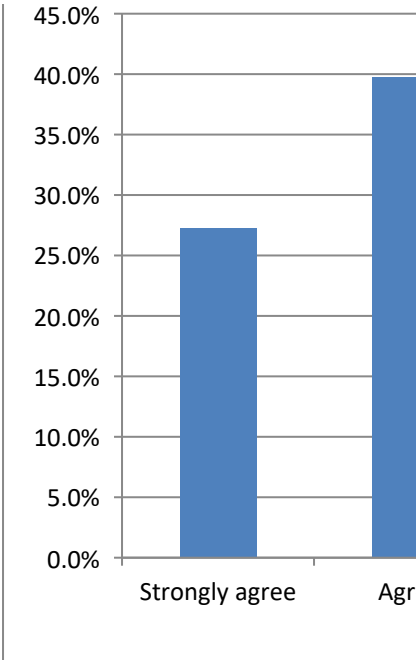
88 of 88 5

The progra	Count	Percent of	Confidence Interval (Percent of Data)
Strongly ag	24	27.3%	19.1% to 37.4%
Agree	35	39.8%	30.2% to 50.2%
Disagree	15	17.0%	10.6% to 26.2%
Strongly di:	5	5.7%	2.5% to 12.6%
I don't kno	9	10.2%	5.5% to 18.3%

Select a chart and choose "Clustered Column", "100% Stacked Column", or "Pie" chart in Powerpoint or To create a correct "100% Stacked Column" chart, choose the chart then click "Switch Row/Column" (PC

Count	The progra	Percent	The programs at this school are adequate to support stud
Strongly ag	24	Strongly ag 27.3%	
Agree	35	Agree 39.8%	
Disagree	15	Disagree 17.0%	
Strongly di:	5	Strongly di: 5.7%	
I don't kno	9	I don't kno 10.2%	

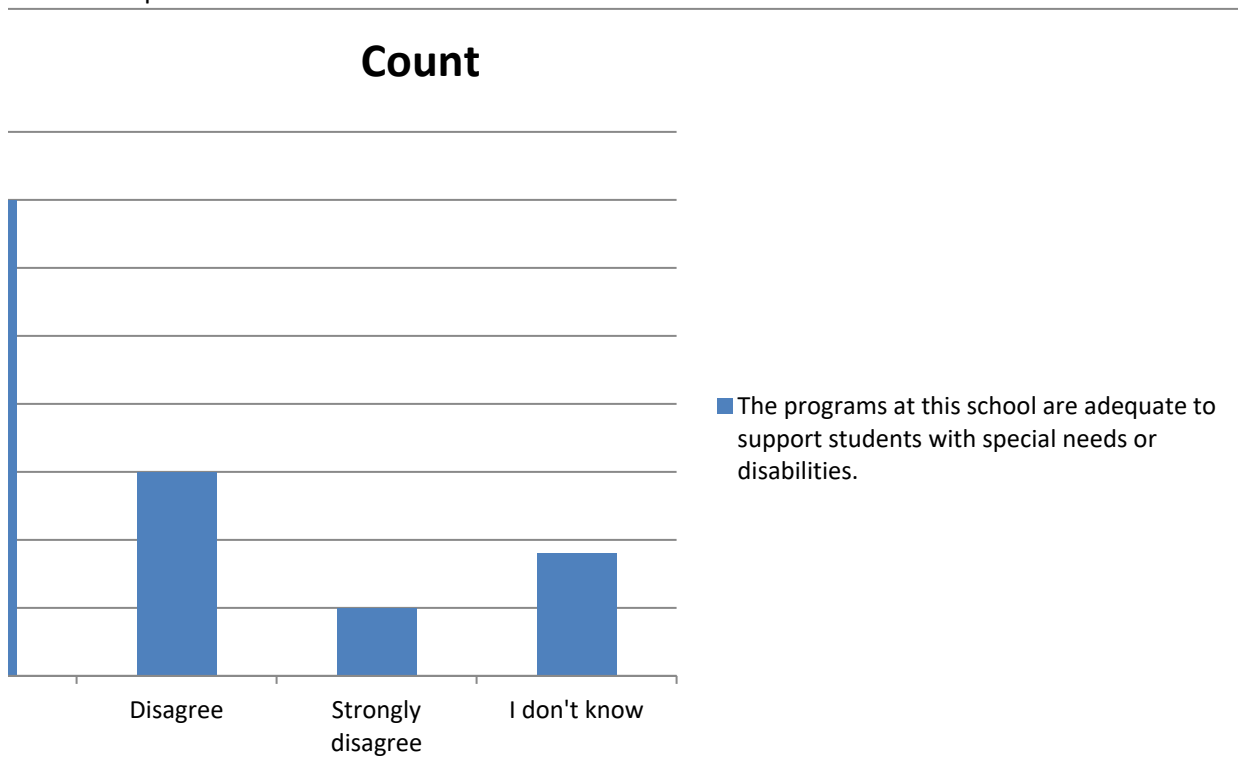


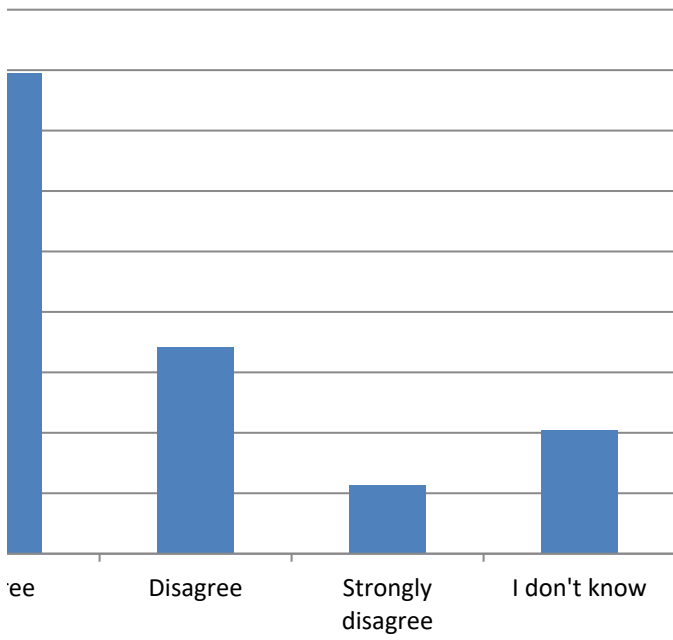


ities.

· Excel, to change the chart type.
C) or "Switch Plot" (Mac) in the chart tools

lents with special needs or disabilities.





■ The programs at this school are adequate to support students with special needs or disabilities.

Summary of This school places a priority on students' health and nutrition needs.

Categorical Summary

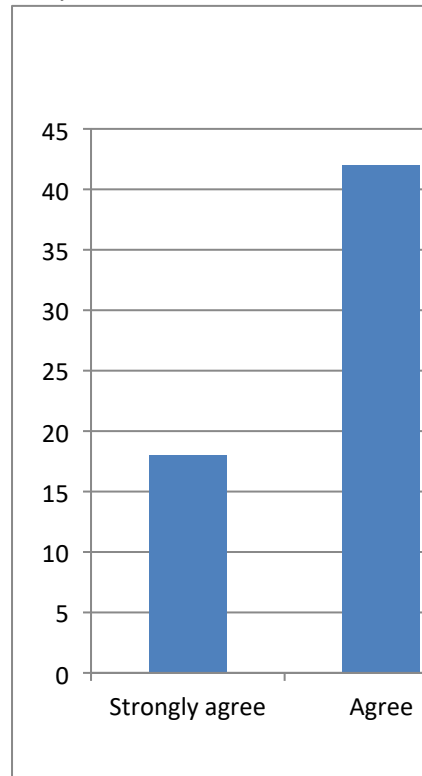
Sample Size Number of Distinct Categories

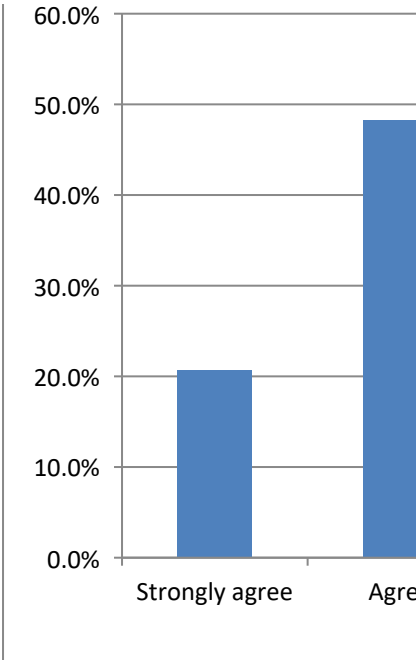
87 of 87 5

This school	Count	Percent of	Confidence Interval (Percent of Data)
Strongly ag	18	20.7%	13.5% to 30.4%
Agree	42	48.3%	38.1% to 58.6%
Disagree	13	14.9%	8.9% to 23.9%
Strongly di:	4	4.6%	1.8% to 11.2%
I don't know	10	11.5%	6.4% to 19.9%

Select a chart and choose "Clustered Column", "100% Stacked Column", or "Pie" chart in Powerpoint or To create a correct "100% Stacked Column" chart, choose the chart then click "Switch Row/Column" (PC

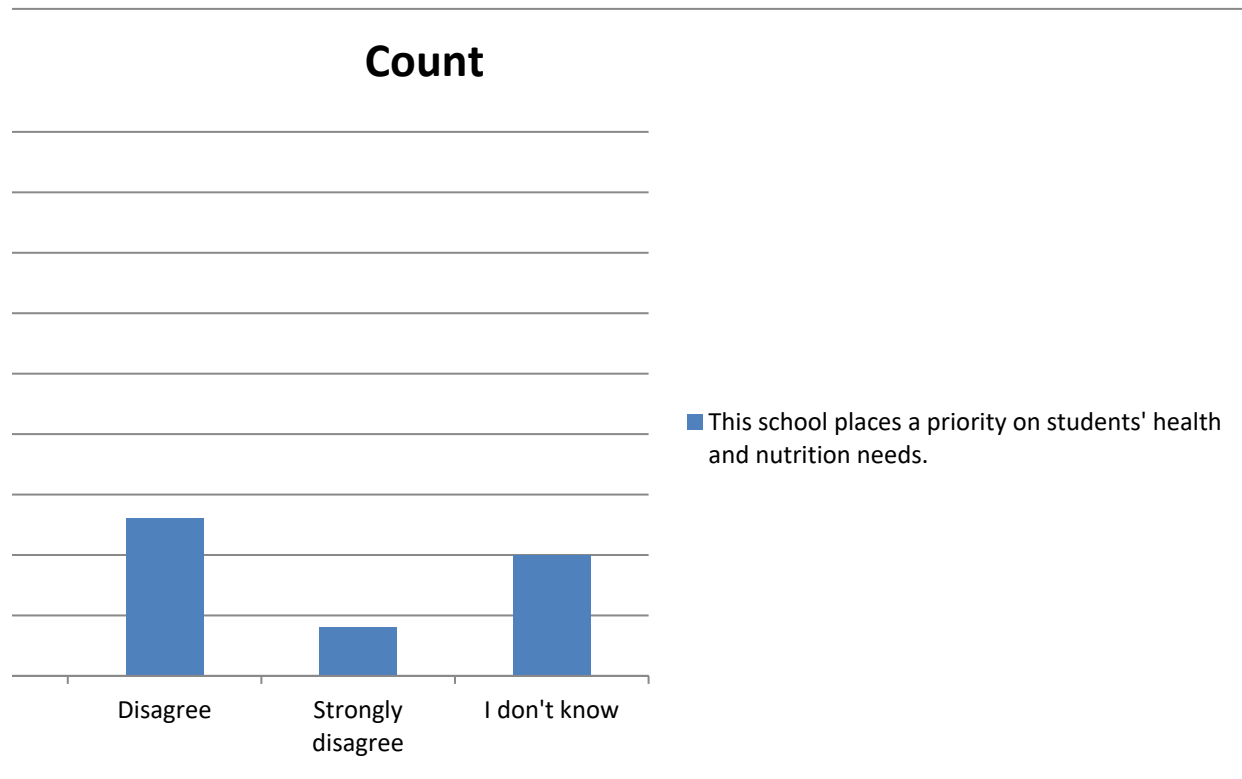
Count	This school	Percent	This school places a priority on students' health and nutri
Strongly ag	18	Strongly ag	20.7%
Agree	42	Agree	48.3%
Disagree	13	Disagree	14.9%
Strongly di:	4	Strongly di:	4.6%
I don't know	10	I don't know	11.5%

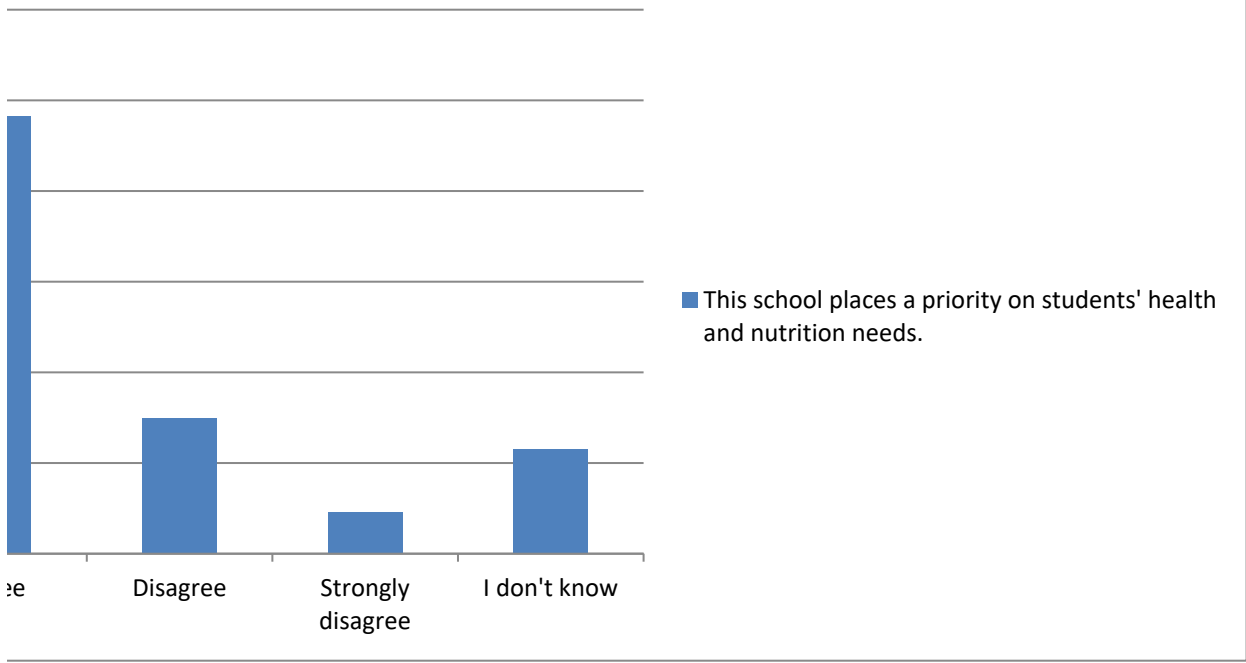




· Excel, to change the chart type.
C) or "Switch Plot" (Mac) in the chart tools

tion needs.





Summary of This school places a priority on student's physical activity.

Categorical Summary

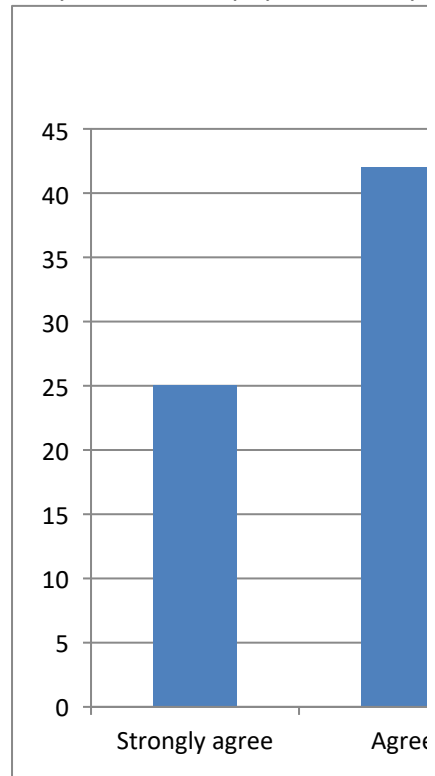
Sample Size Number of Distinct Categories

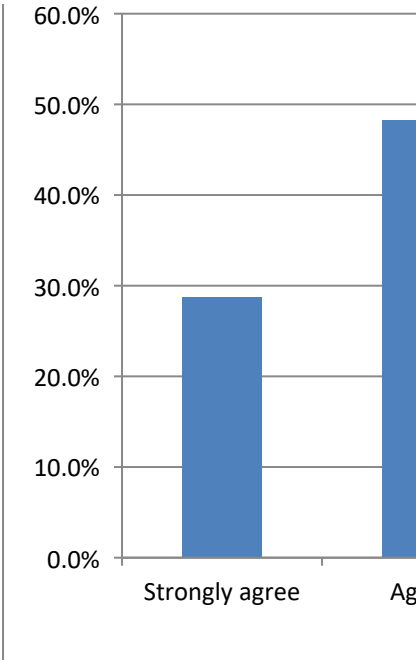
87 of 87 5

This school	Count	Percent of	Confidence Interval (Percent of Data)
Strongly ag	25	28.7%	20.3% to 39.0%
Agree	42	48.3%	38.1% to 58.6%
Disagree	7	8.0%	4.0% to 15.7%
Strongly di:	4	4.6%	1.8% to 11.2%
I don't know	9	10.3%	5.5% to 18.5%

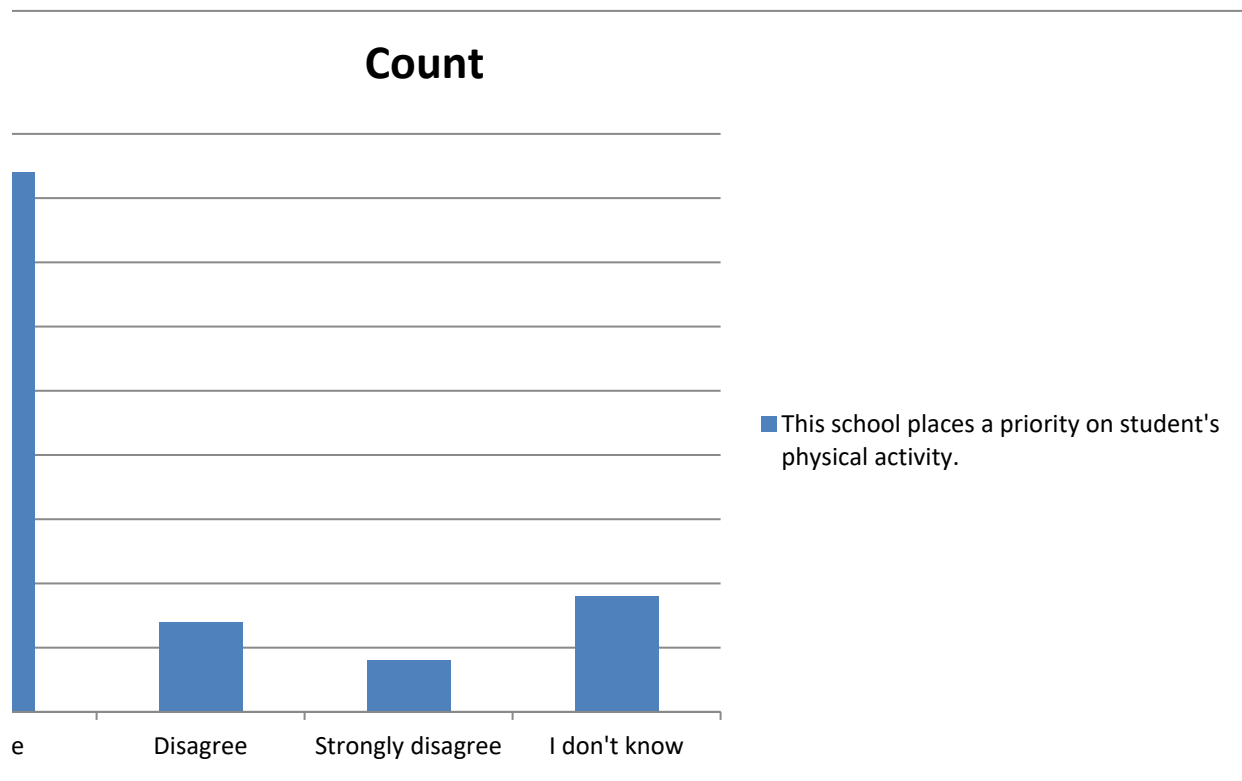
Select a chart and choose "Clustered Column", "100% Stacked Column", or "Pie" chart in Powerpoint or To create a correct "100% Stacked Column" chart, choose the chart then click "Switch Row/Column" (PC

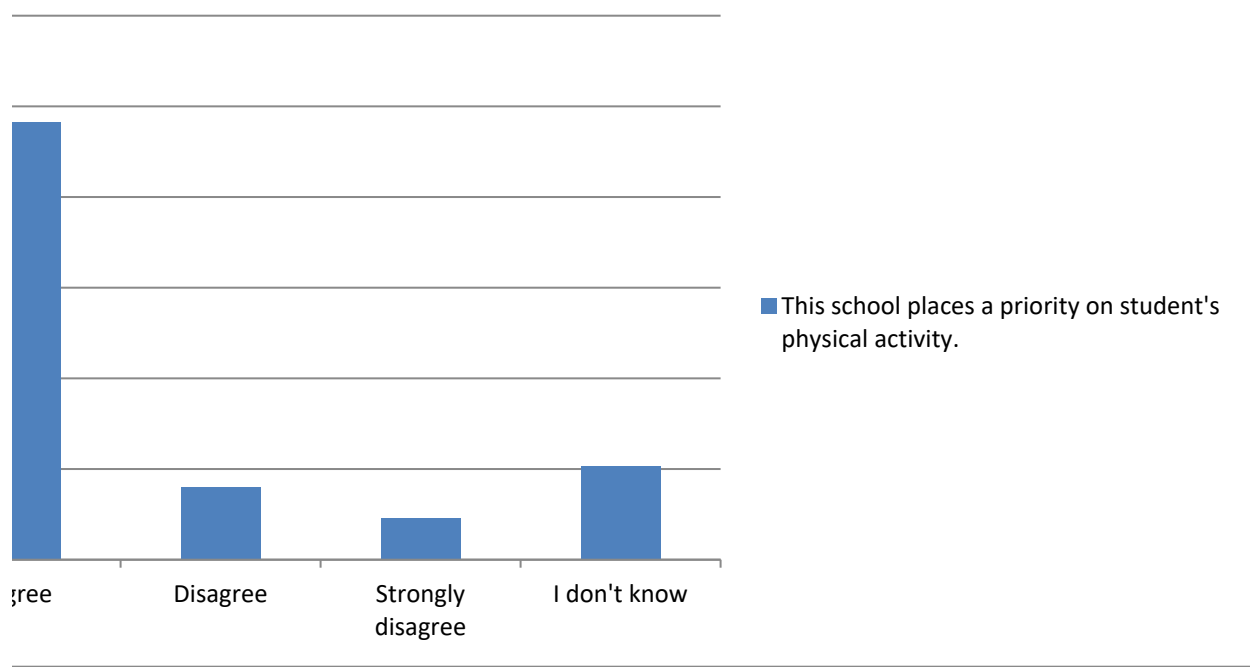
Count	This school	Percent	This school places a priority on student's physical activity.
Strongly ag	25	Strongly ag 28.7%	
Agree	42	Agree 48.3%	
Disagree	7	Disagree 8.0%	
Strongly di:	4	Strongly di: 4.6%	
I don't know	9	I don't know 10.3%	





· Excel, to change the chart type.
C) or "Switch Plot" (Mac) in the chart tools





Summary of This school provides the following to help students with social or emotional needs:

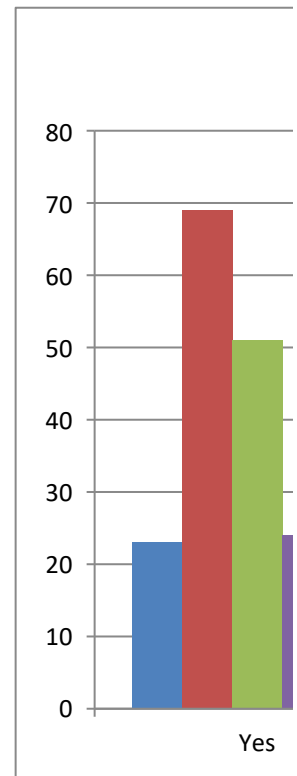
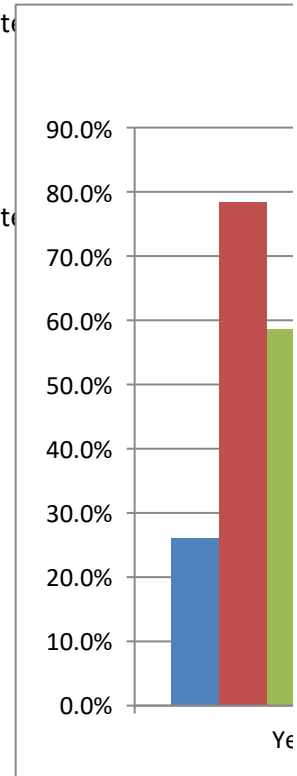
Select a chart and choose "Clustered Column", "100% Stacked Column", or "Pie" chart in Powerpoint or

Col %

	Community	Counseling	Information	Mental hea	Online support or mat
Yes	26.1%	78.4%	58.6%	27.3%	40.2%
No	36.4%	5.7%	19.5%	30.7%	18.4%
I don't know	37.5%	15.9%	21.8%	42.0%	41.4%

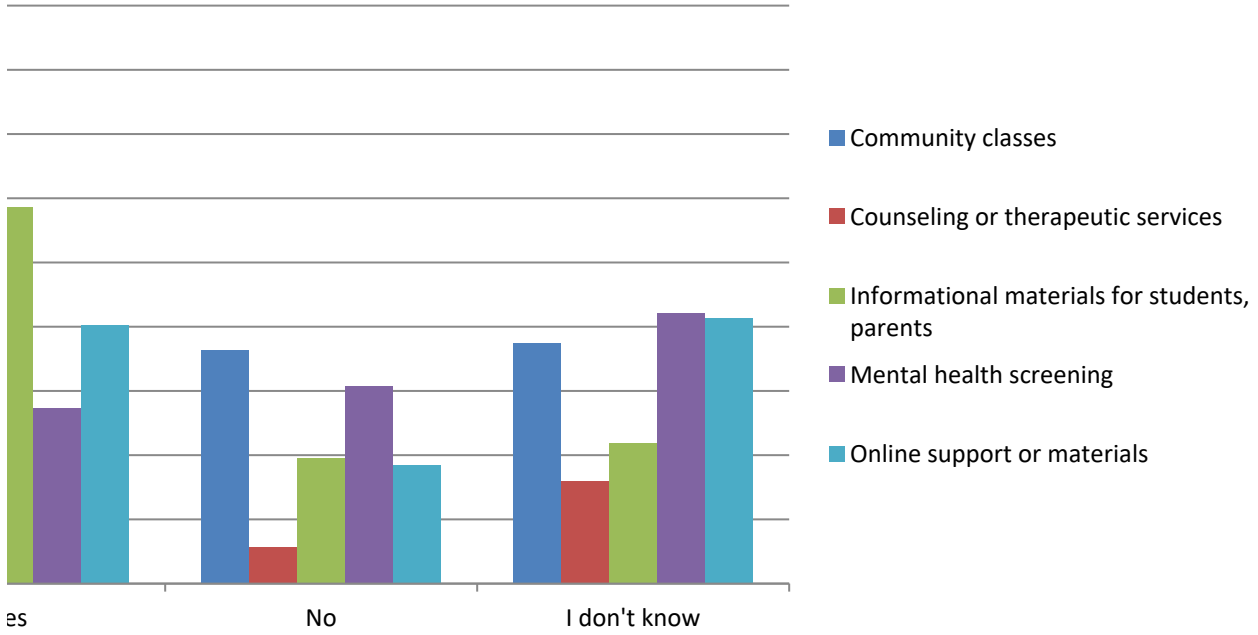
Count

	Community	Counseling	Information	Mental hea	Online support or mat
Yes	23	69	51	24	35
No	32	5	17	27	16
I don't know	33	14	19	37	36

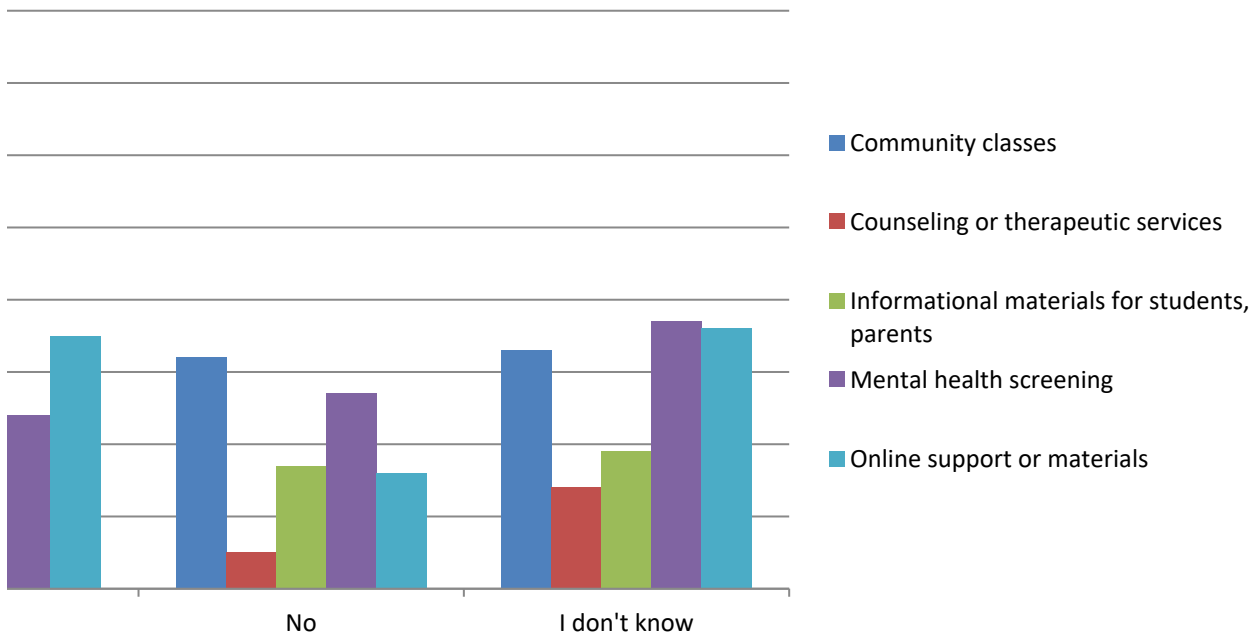


· Excel, to change the chart type.

Col %



Count



[

, staff, and

[

, staff, and

Summary of This school provides the following to help students with social or emotional needs:

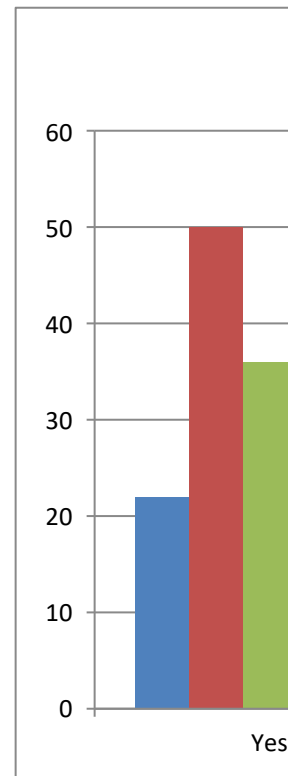
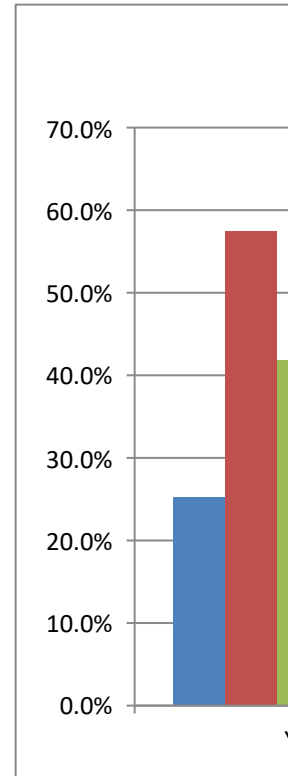
Select a chart and choose "Clustered Column", "100% Stacked Column", or "Pie" chart in Powerpoint or

Col %

	Parent edu	Parent Invc	Referral to	Student cu	Teacher training
Yes	25.3%	57.5%	41.9%	46.0%	56.8%
No	41.4%	23.0%	23.3%	24.1%	13.6%
I don't know	33.3%	19.5%	34.9%	29.9%	29.5%

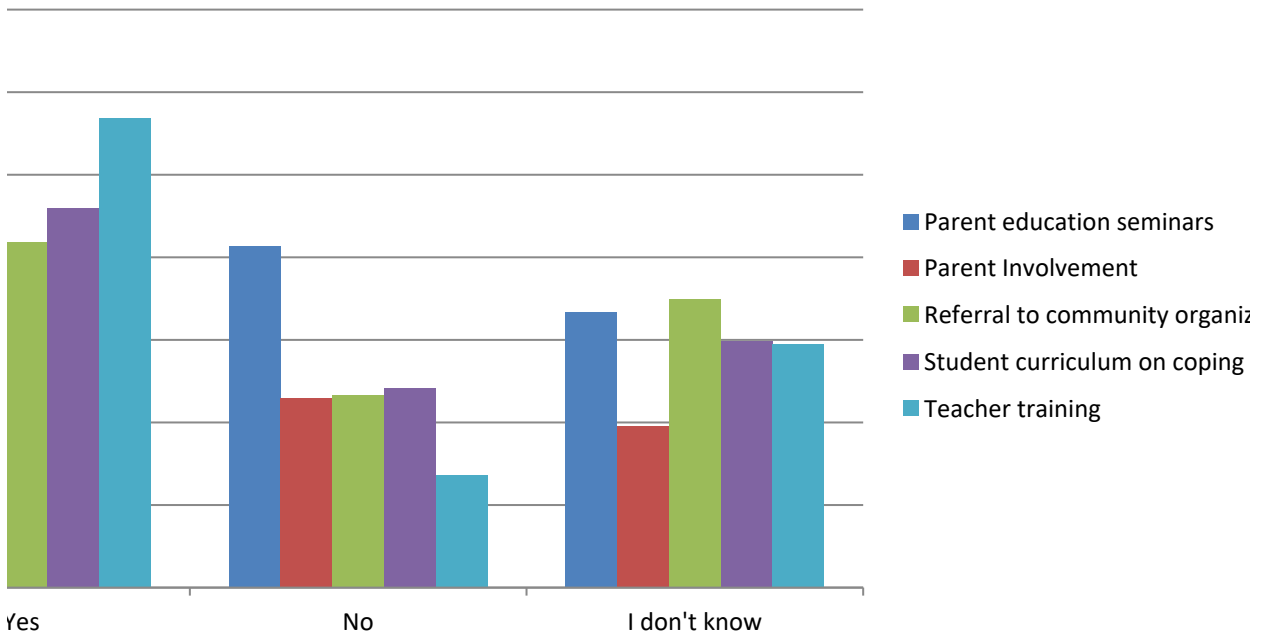
Count

	Parent edu	Parent Invc	Referral to	Student cu	Teacher training
Yes	22	50	36	40	50
No	36	20	20	21	12
I don't know	29	17	30	26	26

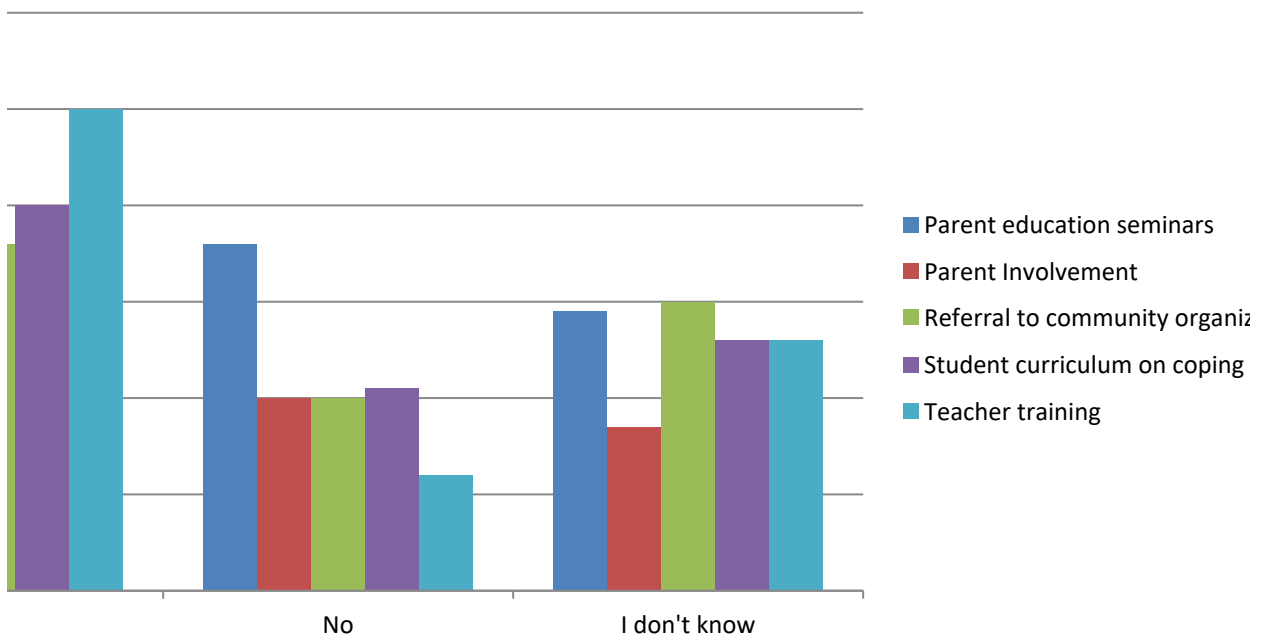


· Excel, to change the chart type.

Col %



Count



zations
strategies

zations
strategies

Summary of I can go to my School Resource Officer (SRO) for help.

Categorical Summary

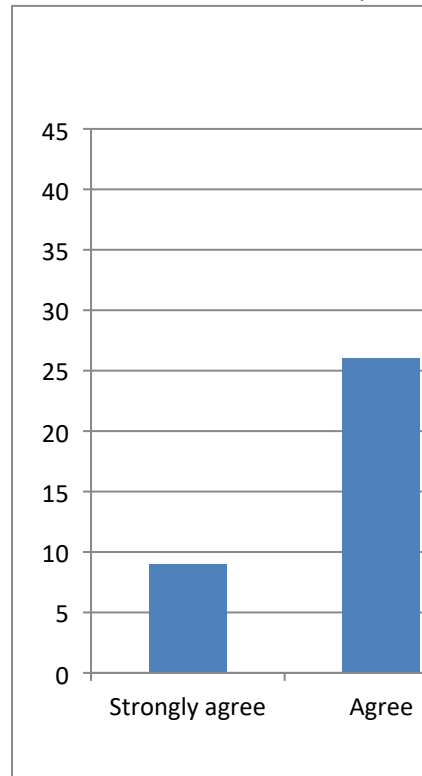
Sample Size Number of Distinct Categories

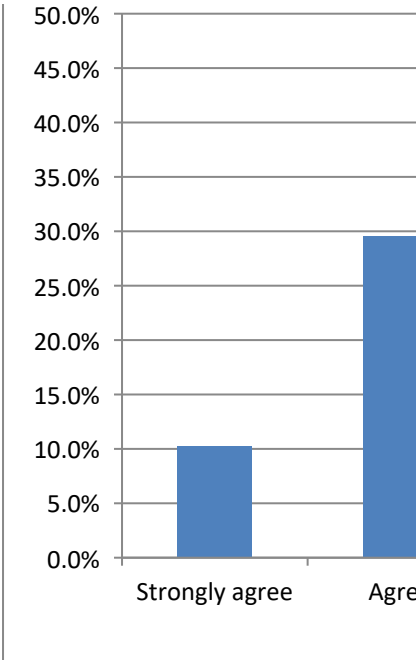
88 of 88 5

I can go to	Count	Percent of	Confidence Interval (Percent of Data)
Strongly ag	9	10.2%	5.5% to 18.3%
Agree	26	29.5%	21.0% to 39.8%
Disagree	10	11.4%	6.3% to 19.7%
Strongly di:	3	3.4%	1.2% to 9.5%
Not applica	40	45.5%	35.5% to 55.8%

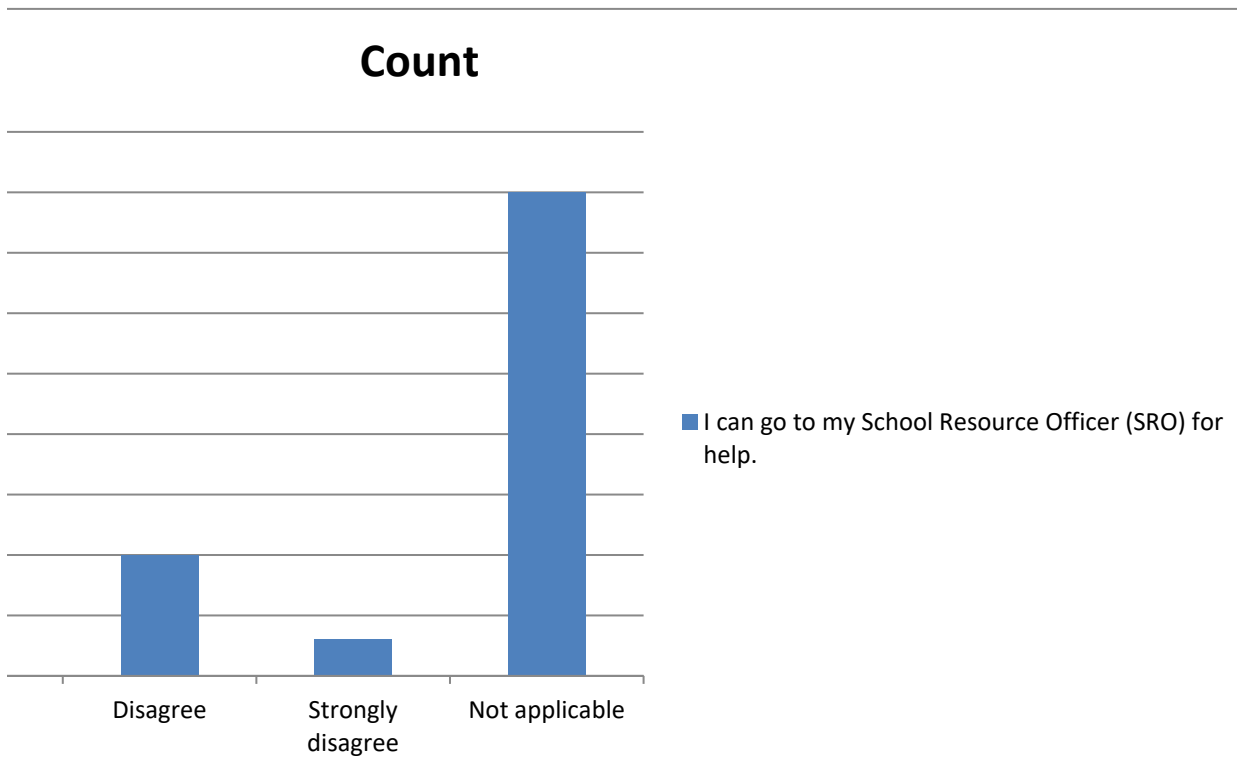
Select a chart and choose "Clustered Column", "100% Stacked Column", or "Pie" chart in Powerpoint or To create a correct "100% Stacked Column" chart, choose the chart then click "Switch Row/Column" (PC

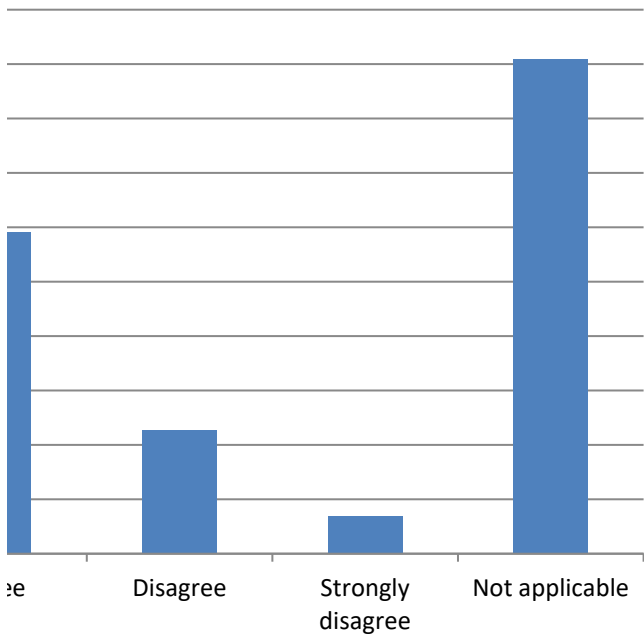
Count	I can go to	Percent	I can go to my School Resource Officer (SRO) for help.
Strongly ag	9	Strongly ag	10.2%
Agree	26	Agree	29.5%
Disagree	10	Disagree	11.4%
Strongly di:	3	Strongly di:	3.4%
Not applica	40	Not applica	45.5%





· Excel, to change the chart type.
C) or "Switch Plot" (Mac) in the chart tools





■ I can go to my School Resource Officer (SRO) for help.

Summary of I feel safe when I know an SRO is in the school.

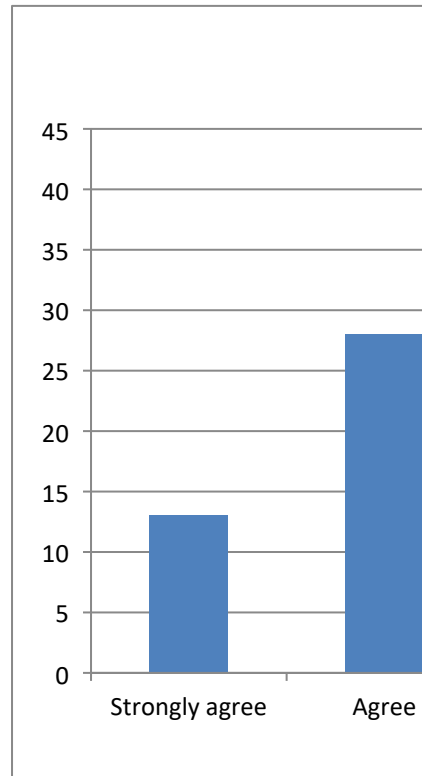
Categorical Summary

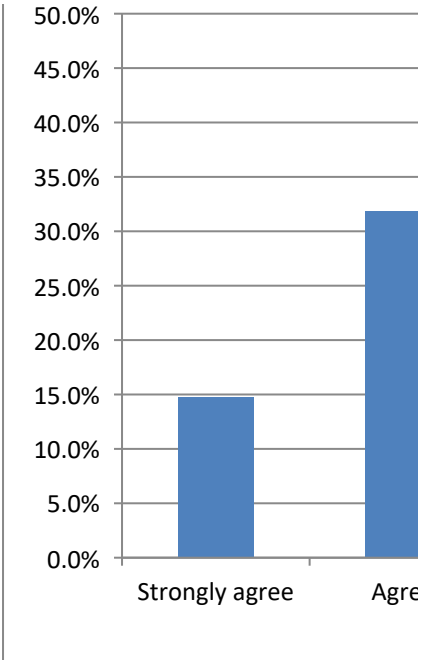
Sample Size Number of Distinct Categories
 88 of 88 5

I feel safe v	Count	Percent of	Confidence Interval (Percent of Data)
Strongly ag	13	14.8%	8.8% to 23.7%
Agree	28	31.8%	23.0% to 42.1%
Disagree	6	6.8%	3.2% to 14.1%
Strongly di:	1	1.1%	0.2% to 6.2%
Not applica	40	45.5%	35.5% to 55.8%

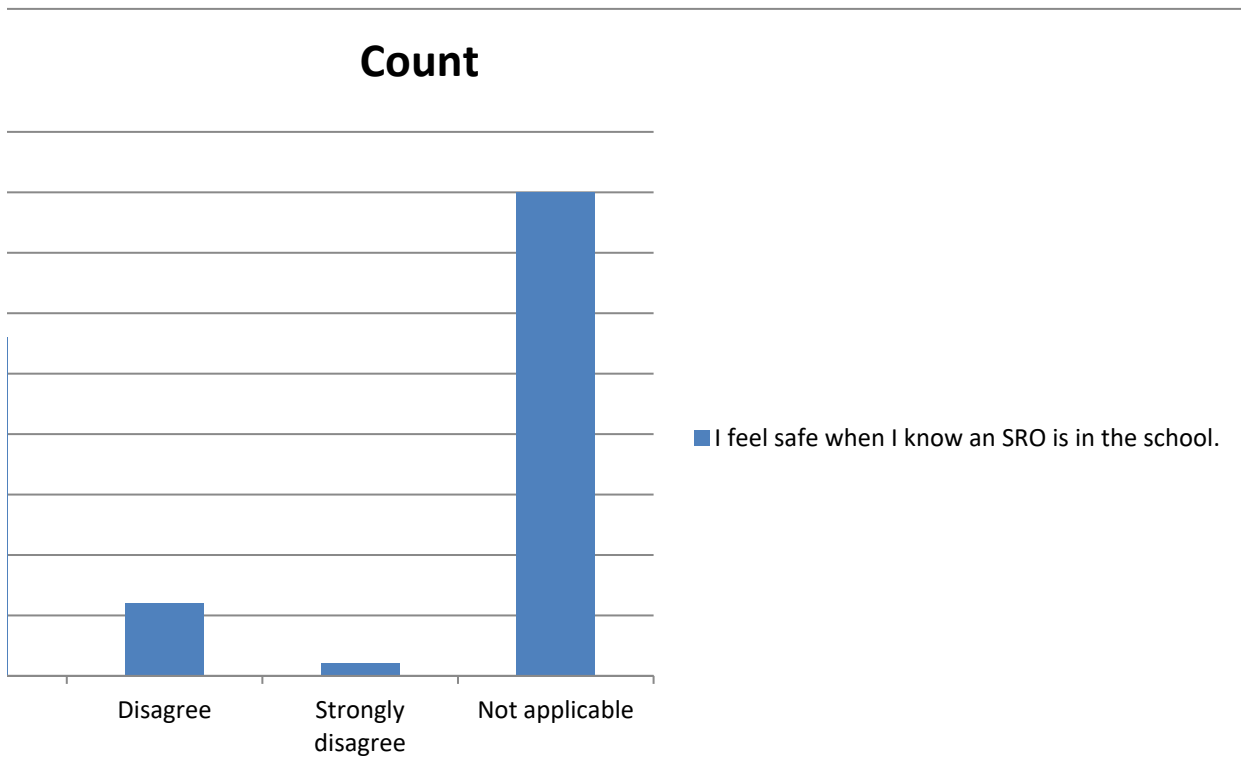
Select a chart and choose "Clustered Column", "100% Stacked Column", or "Pie" chart in Powerpoint or To create a correct "100% Stacked Column" chart, choose the chart then click "Switch Row/Column" (PC

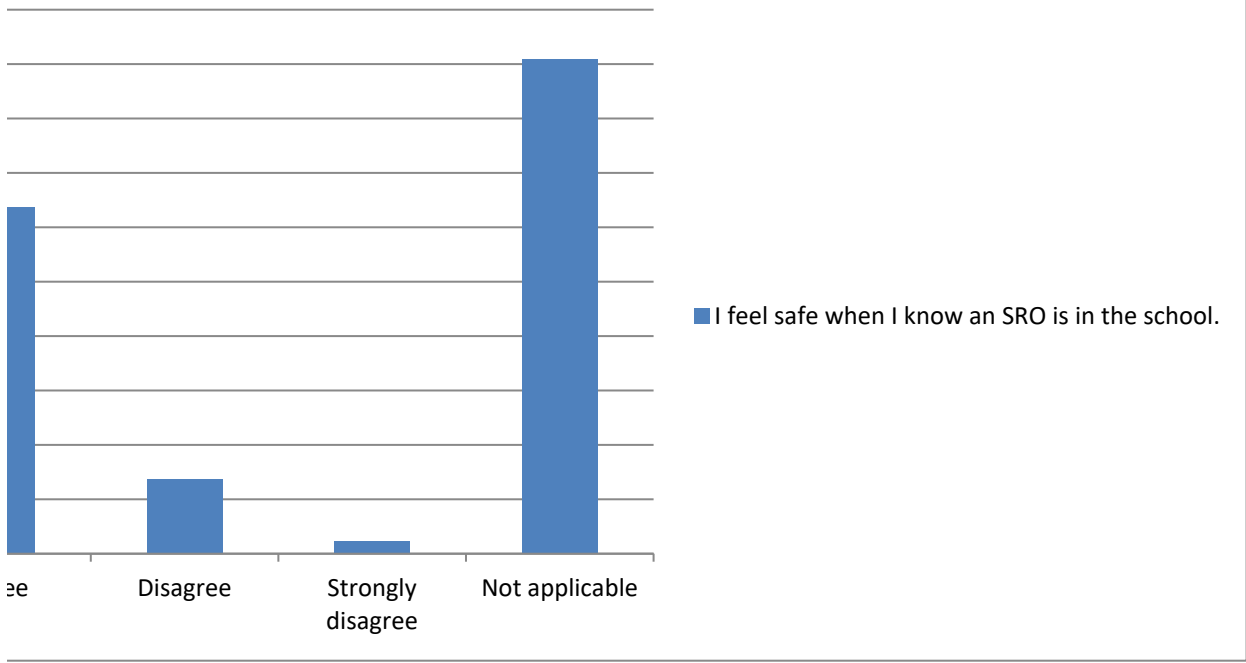
Count	I feel safe v	Percent	I feel safe when I know an SRO is in the school.
Strongly ag	13	Strongly ag	14.8%
Agree	28	Agree	31.8%
Disagree	6	Disagree	6.8%
Strongly di:	1	Strongly di:	1.1%
Not applica	40	Not applica	45.5%





· Excel, to change the chart type.
C) or "Switch Plot" (Mac) in the chart tools





Summary of I know the role of the School Resource Officer (SRO) as part of our staff.

Categorical Summary

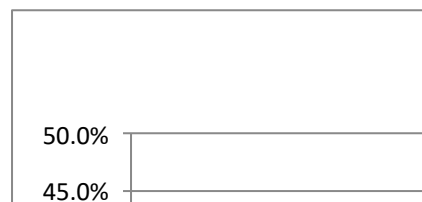
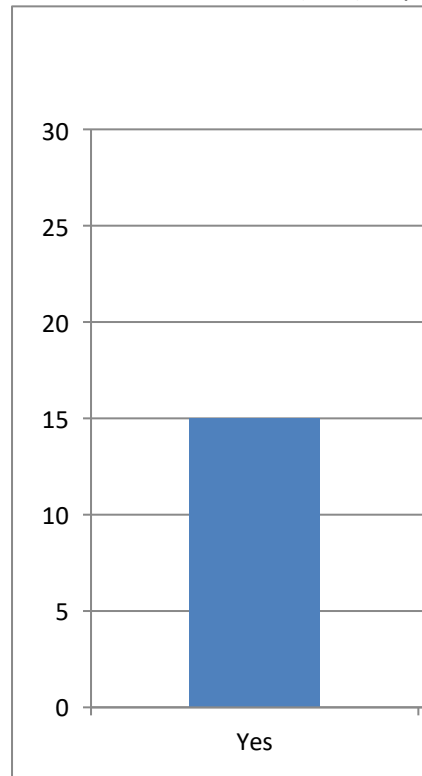
Sample Size Number of Distinct Categories

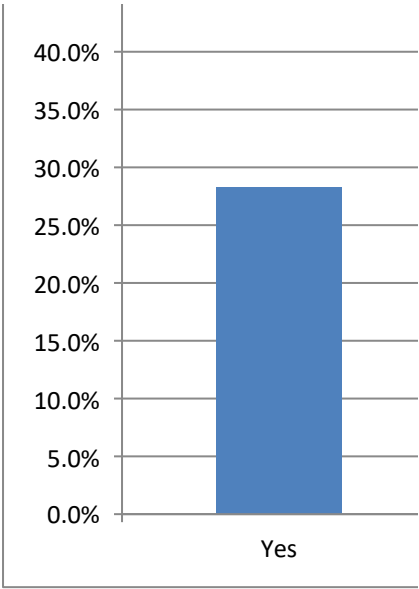
53 of 53 3

I know the	Count	Percent of	Confidence Interval (Percent of Data)
Yes	15	28.3%	18.0% to 41.6%
No	14	26.4%	16.4% to 39.6%
Not applica	24	45.3%	32.7% to 58.5%

Select a chart and choose "Clustered Column", "100% Stacked Column", or "Pie" chart in Powerpoint or To create a correct "100% Stacked Column" chart, choose the chart then click "Switch Row/Column" (PC

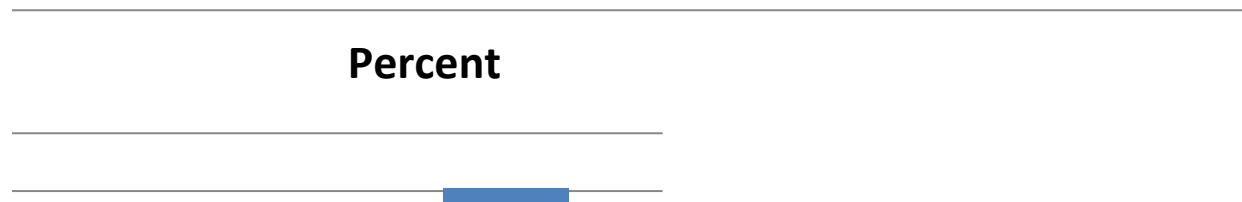
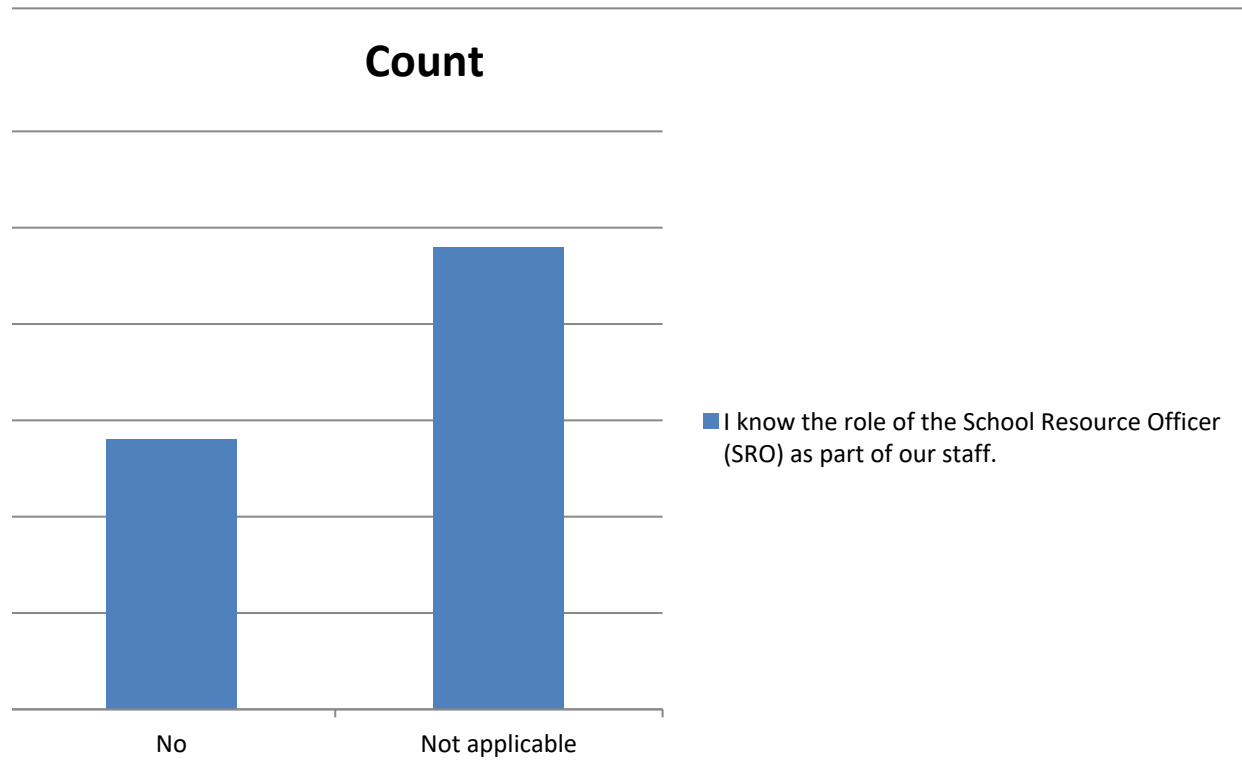
Count	I know the	Percent	I know the role of the School Resource Officer (SRO) as pa
Yes	15	Yes	28.3%
No	14	No	26.4%
Not applica	24	Not applica	45.3%

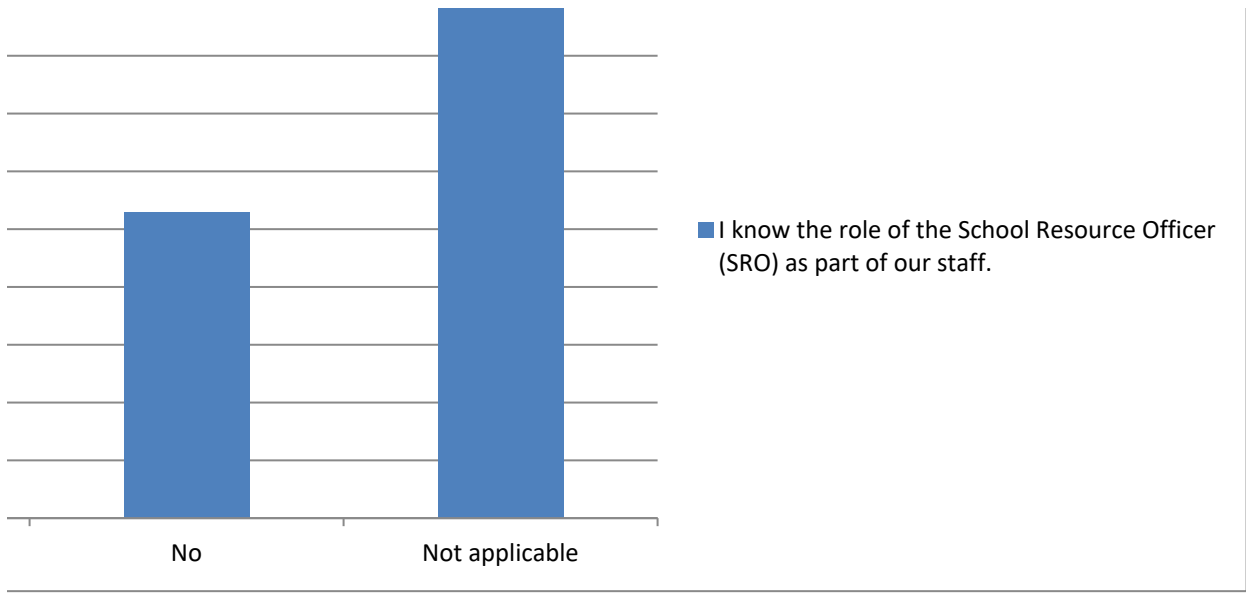




· Excel, to change the chart type.
C) or "Switch Plot" (Mac) in the chart tools

part of our staff.





Summary of This school provides students with opportunities to take a lead role in organizing programs

Categorical Summary


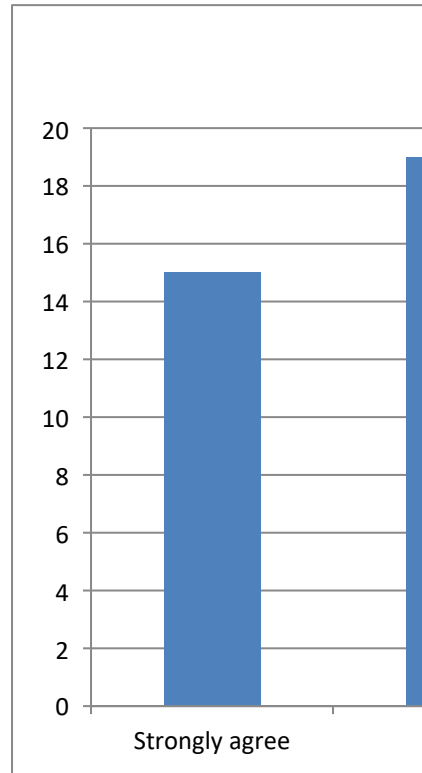
Sample Size Number of Distinct Categories

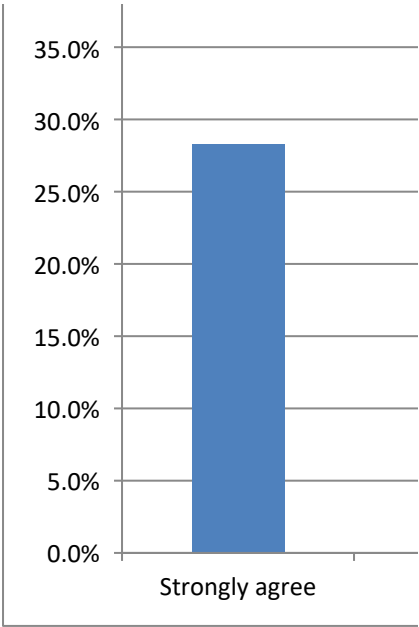
53 of 53 4

This school Count	Percent of	Confidence Interval (Percent of Data)
Strongly ag	15	28.3% 18.0% to 41.6%
Agree	19	35.8% 24.3% to 49.3%
Disagree	8	15.1% 7.9% to 27.1%
I don't know	11	20.8% 12.0% to 33.5%

Select a chart and choose "Clustered Column", "100% Stacked Column", or "Pie" chart in Powerpoint or To create a correct "100% Stacked Column" chart, choose the chart then click "Switch Row/Column" (PC

Count	This school	Percent	This school provides students with opportunities to take a
Strongly ag	15	Strongly ag	28.3%
Agree	19	Agree	35.8%
Disagree	8	Disagree	15.1%
I don't know	11	I don't know	20.8%


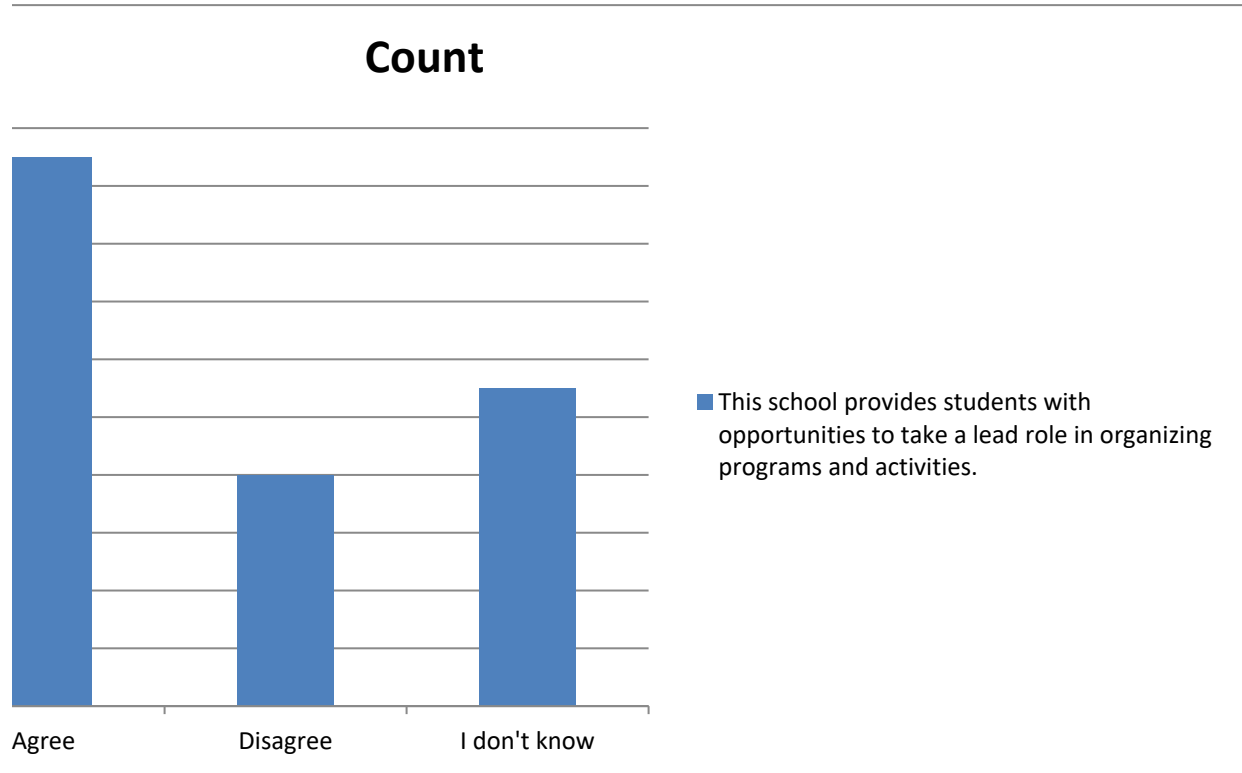


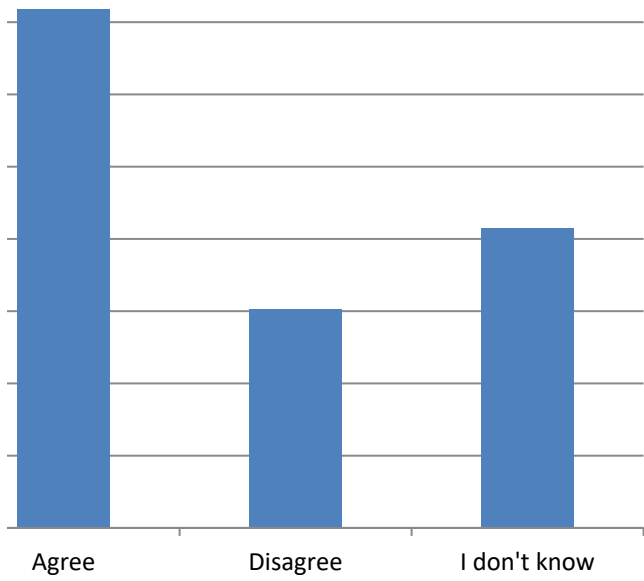


; and activities.

· Excel, to change the chart type.
C) or "Switch Plot" (Mac) in the chart tools

a lead role in organizing programs and activities.





■ This school provides students with opportunities to take a lead role in organizing programs and activities.

Summary of Staff at this school have informal opportunities to influence what happens within the school

Categorical Summary

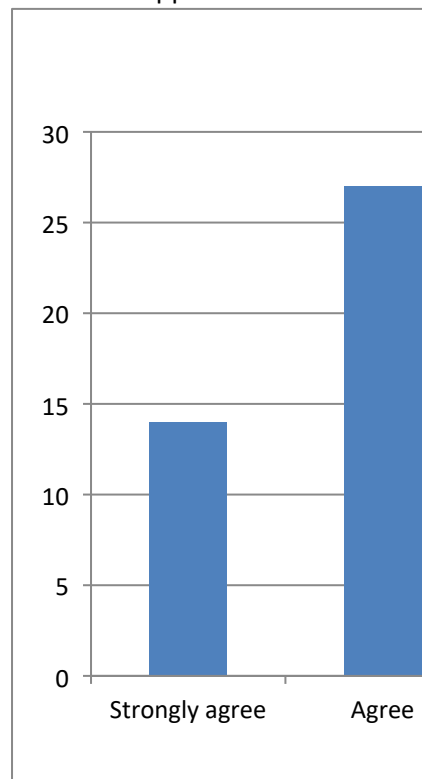
Sample Size Number of Distinct Categories

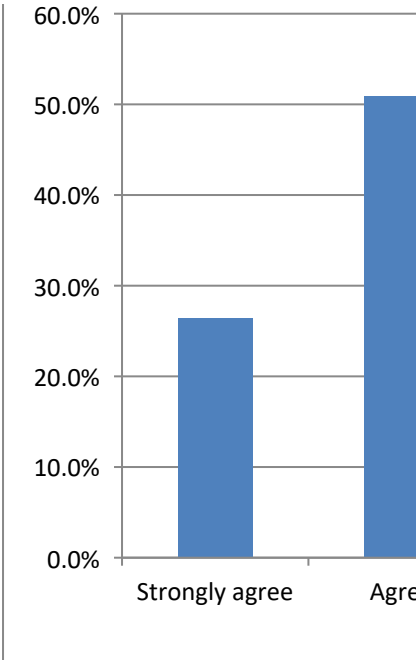
53 of 53 5

Staff at this	Count	Percent of	Confidence Interval (Percent of Data)
Strongly ag	14	26.4%	16.4% to 39.6%
Agree	27	50.9%	37.9% to 63.9%
Disagree	5	9.4%	4.1% to 20.3%
Strongly di:	2	3.8%	1.0% to 12.8%
I don't know	5	9.4%	4.1% to 20.3%

Select a chart and choose "Clustered Column", "100% Stacked Column", or "Pie" chart in Powerpoint or To create a correct "100% Stacked Column" chart, choose the chart then click "Switch Row/Column" (PC

Count	Staff at this	Percent	Staff at this school have informal opportunities to influen
Strongly ag	14	Strongly ag	26.4%
Agree	27	Agree	50.9%
Disagree	5	Disagree	9.4%
Strongly di:	2	Strongly di:	3.8%
I don't know	5	I don't know	9.4%

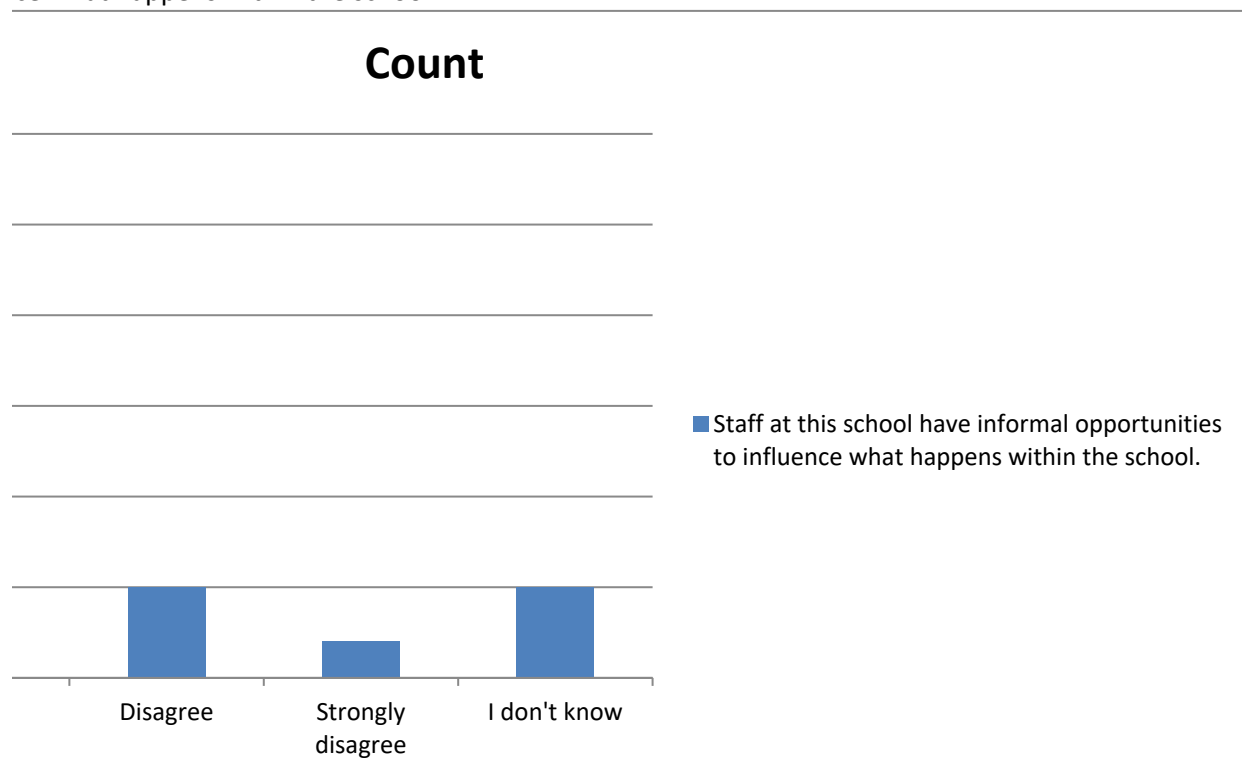


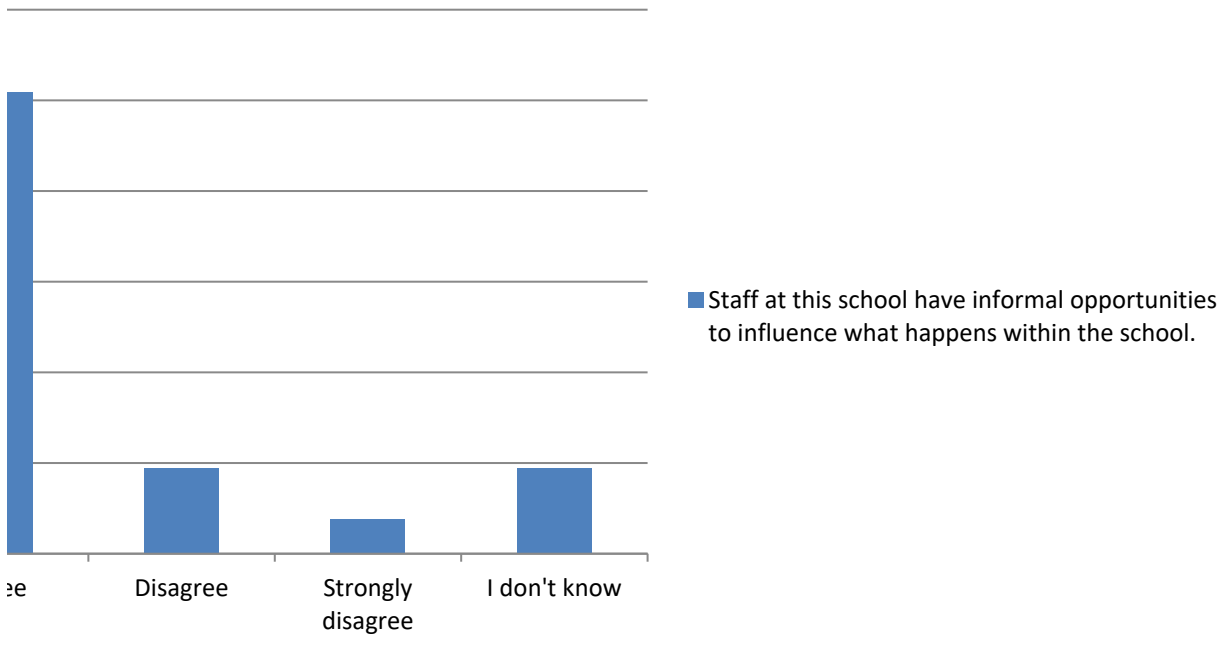


ol.

· Excel, to change the chart type.
C) or "Switch Plot" (Mac) in the chart tools

ce what happens within the school.





Summary of Staff get recognized for doing a good job.

Categorical Summary

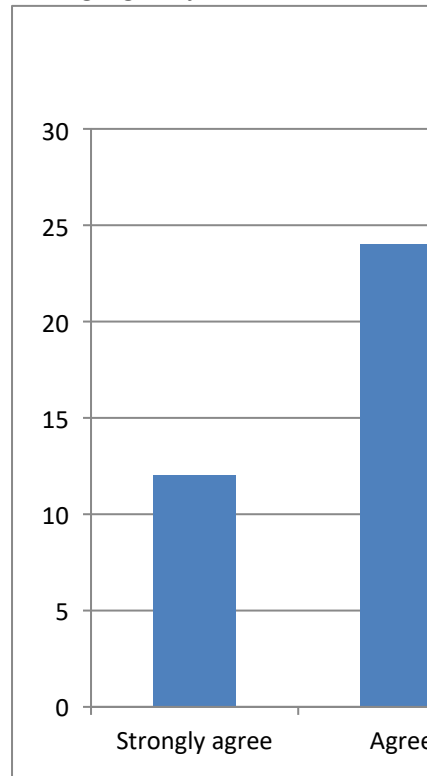
Sample Size Number of Distinct Categories

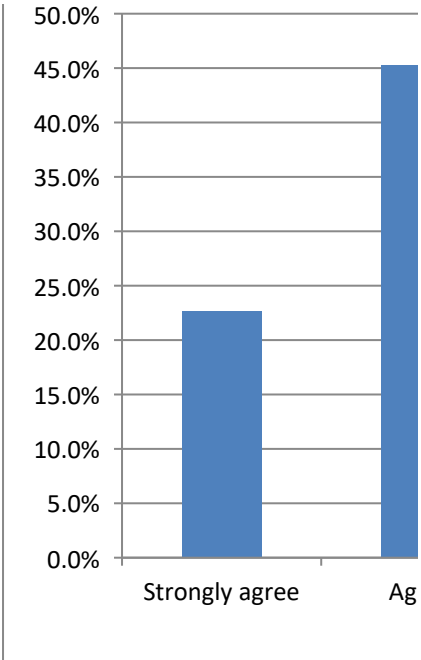
53 of 53 5

Staff get re	Count	Percent of	Confidence Interval (Percent of Data)
Strongly ag	12	22.6%	13.5% to 35.5%
Agree	24	45.3%	32.7% to 58.5%
Disagree	9	17.0%	9.2% to 29.2%
Strongly di:	4	7.5%	3.0% to 17.9%
I don't know	4	7.5%	3.0% to 17.9%

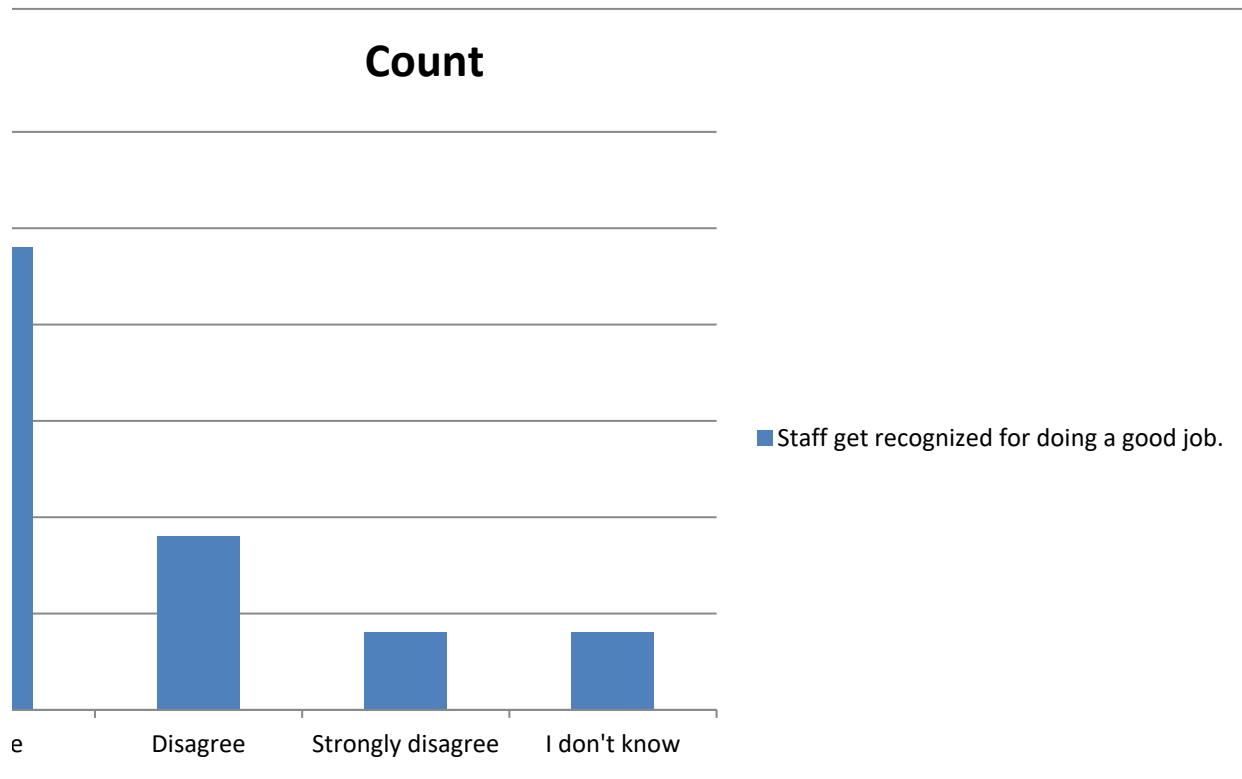
Select a chart and choose "Clustered Column", "100% Stacked Column", or "Pie" chart in Powerpoint or To create a correct "100% Stacked Column" chart, choose the chart then click "Switch Row/Column" (PC

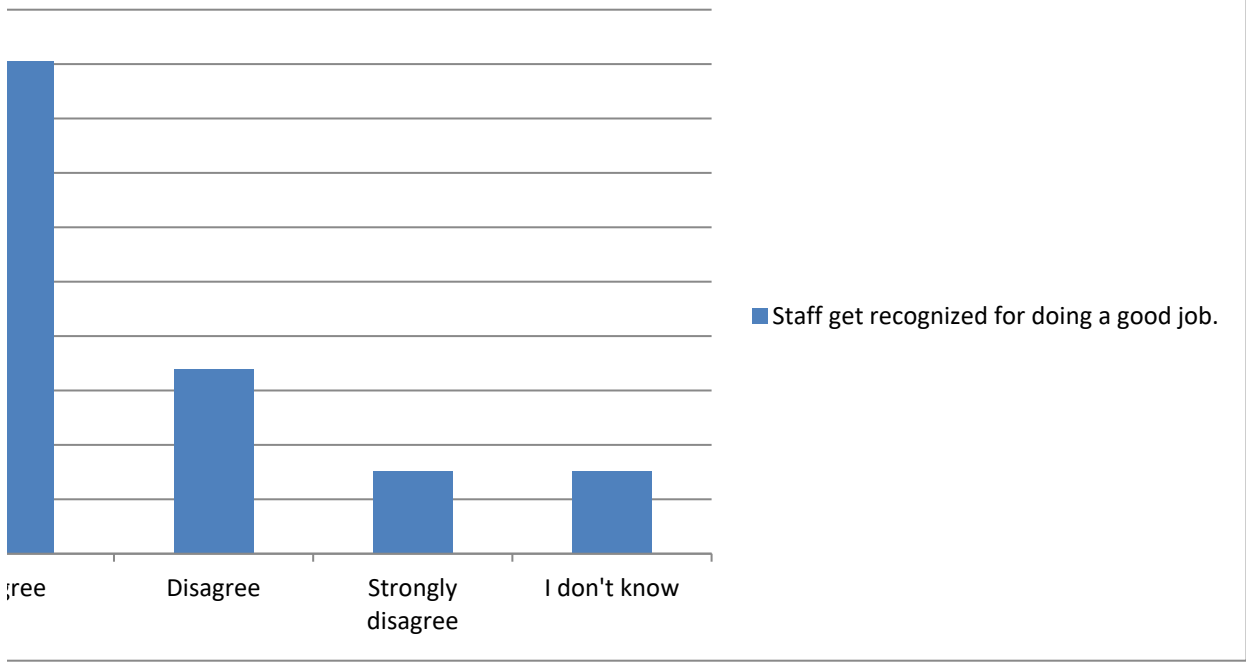
Count	Staff get re	Percent	Staff get recognized for doing a good job.
Strongly ag	12	Strongly ag	22.6%
Agree	24	Agree	45.3%
Disagree	9	Disagree	17.0%
Strongly di:	4	Strongly di:	7.5%
I don't know	4	I don't know	7.5%





· Excel, to change the chart type.
C) or "Switch Plot" (Mac) in the chart tools





Summary of Members of our school staff work to create a safe and welcoming environment for all stud

Categorical Summary

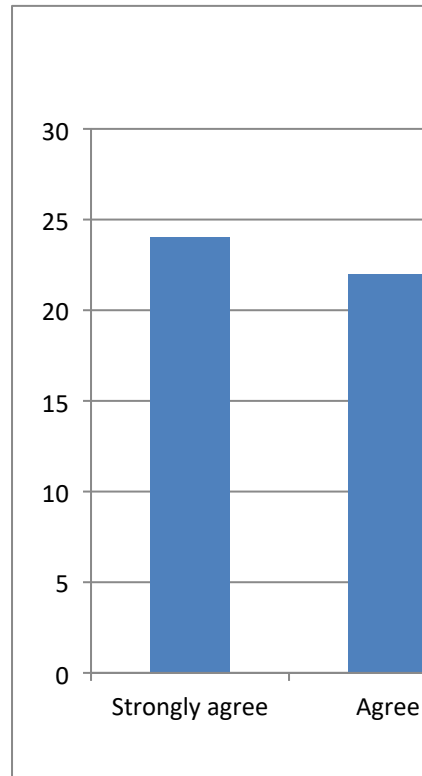
Sample Size Number of Distinct Categories

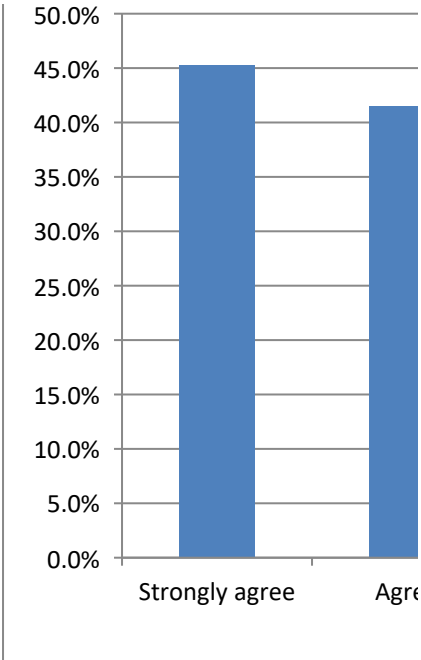
53 of 53 5

Members c	Count	Percent of	Confidence Interval (Percent of Data)
Strongly ag	24	45.3%	32.7% to 58.5%
Agree	22	41.5%	29.3% to 54.9%
Disagree	2	3.8%	1.0% to 12.8%
Strongly di:	3	5.7%	1.9% to 15.4%
I don't know	2	3.8%	1.0% to 12.8%

Select a chart and choose "Clustered Column", "100% Stacked Column", or "Pie" chart in Powerpoint or To create a correct "100% Stacked Column" chart, choose the chart then click "Switch Row/Column" (PC

Count	Members c	Percent	Members of our school staff work to create a safe and we
Strongly ag	24	Strongly ag 45.3%	
Agree	22	Agree 41.5%	
Disagree	2	Disagree 3.8%	
Strongly di:	3	Strongly di: 5.7%	
I don't know	2	I don't know 3.8%	

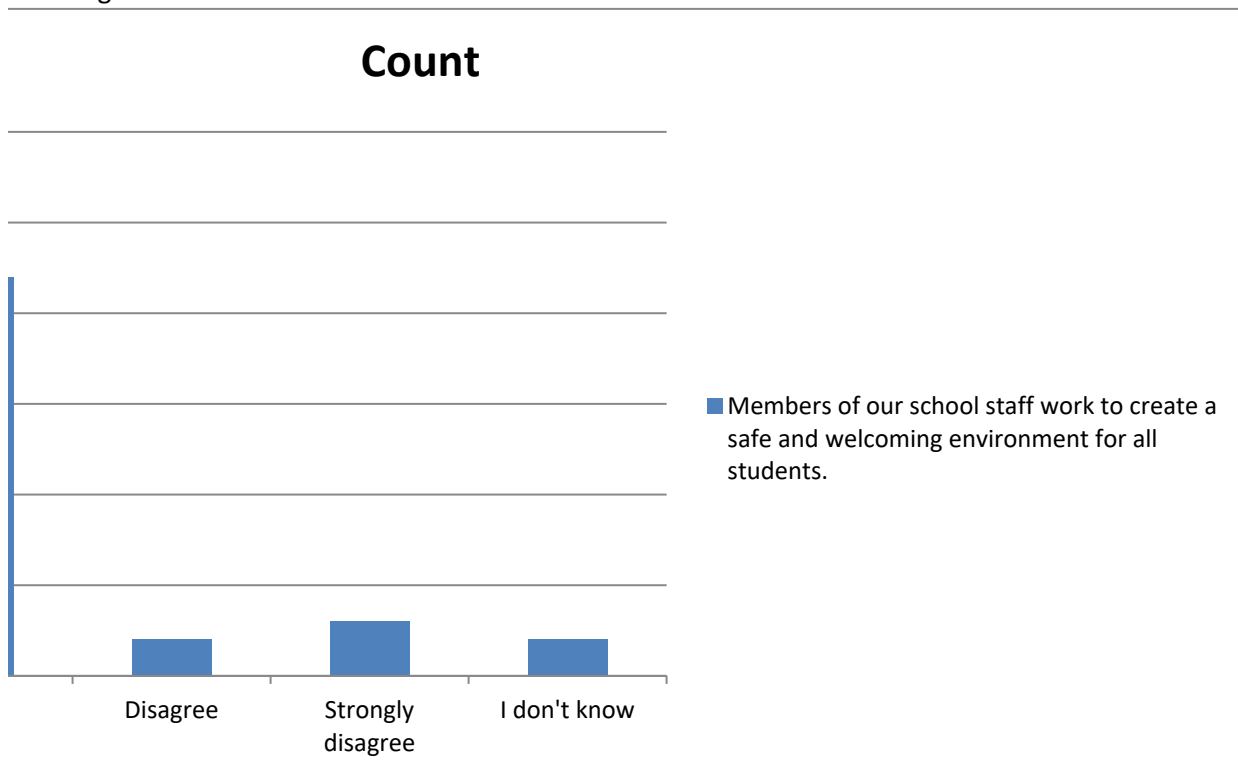




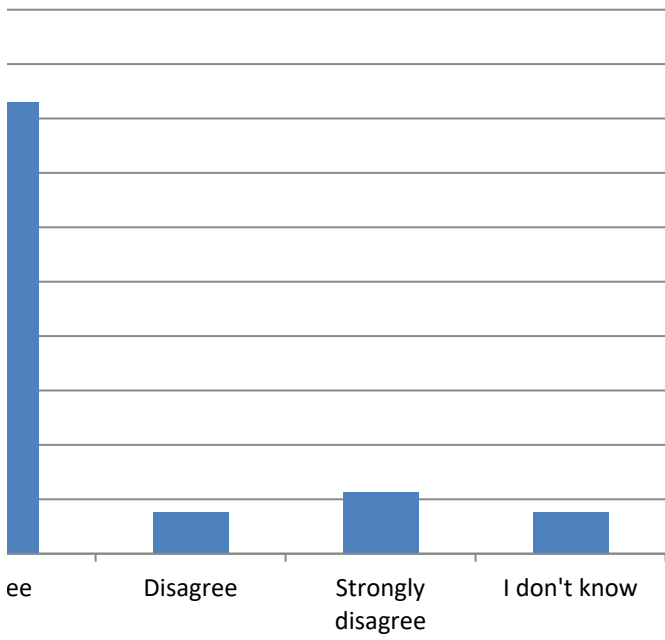
ents.

· Excel, to change the chart type.
C) or "Switch Plot" (Mac) in the chart tools

Welcoming environment for all students.



Percent



■ Members of our school staff work to create a safe and welcoming environment for all students.

Summary of I feel like I belong.



Categorical Summary


Sample Size: 53 of 53
 Average: 3.169811
 Median: 3
 Number of Distinct Categories: 4

Recode	I feel like I	Count	Percent of	Confidence Interval (Percent of Data)
4	Strongly ag	20	37.7%	25.9% to 51.2%
3	Agree	24	45.3%	32.7% to 58.5%
2	Disagree	7	13.2%	6.5% to 24.8%
1	Strongly di:	2	3.8%	1.0% to 12.8%

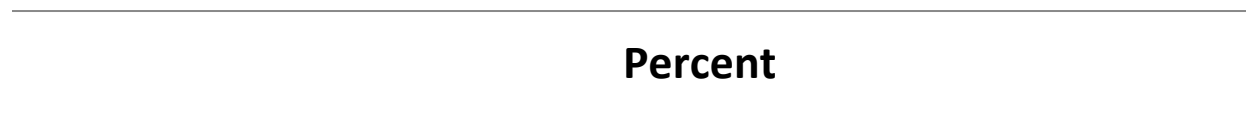
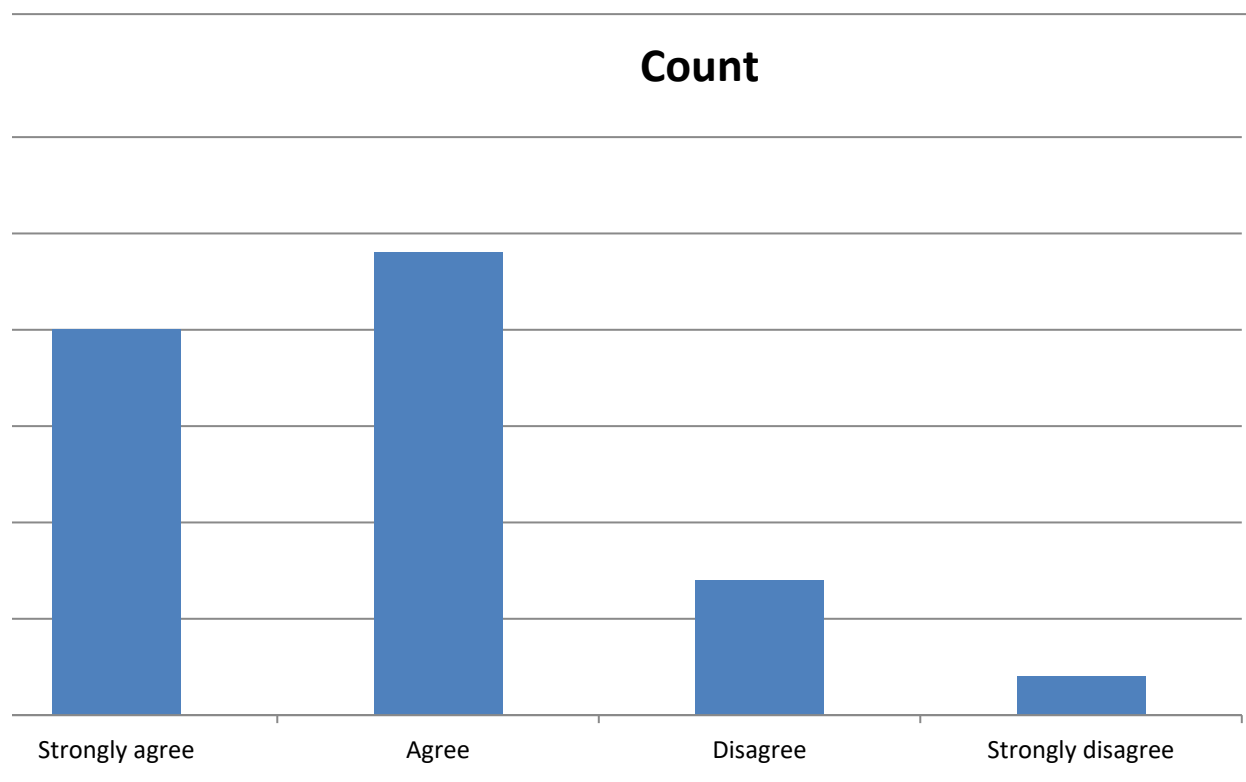
Select a chart and choose "Clustered Column", "100% Stacked Column", or "Pie" chart in Powerpoint or To create a correct "100% Stacked Column" chart, choose the chart then click "Switch Row/Column" (PC

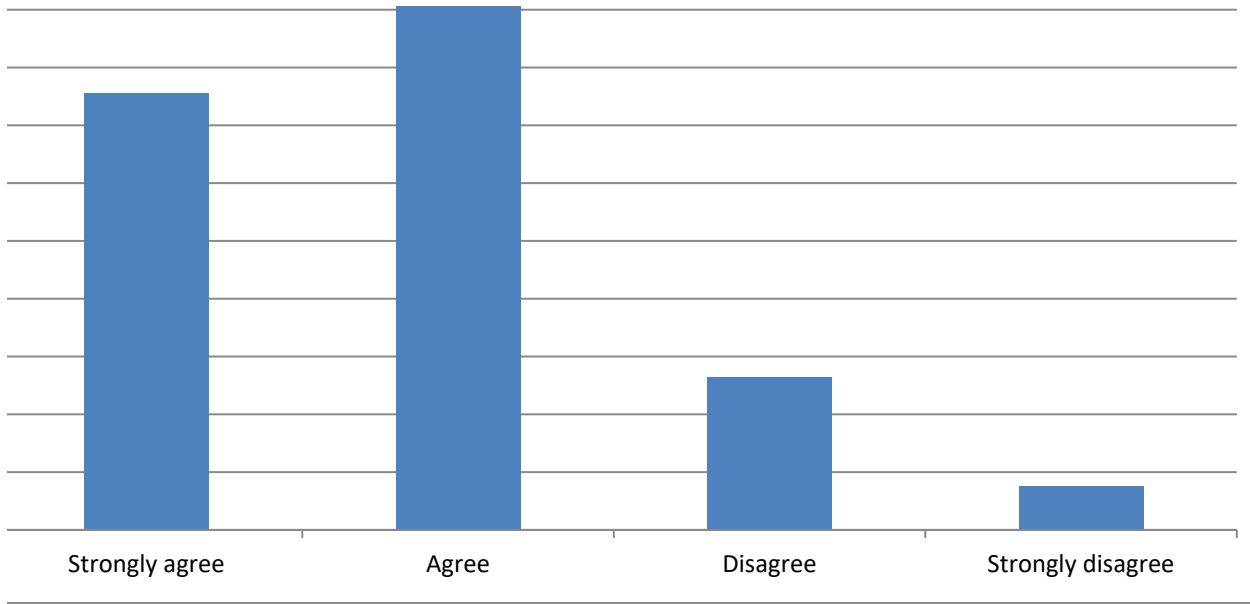
Recode	Count	I feel like I	Percent	I feel like I belong.
4	Strongly ag	20	Strongly ag	37.7%
3	Agree	24	Agree	45.3%
2	Disagree	7	Disagree	13.2%
1	Strongly di:	2	Strongly di:	3.8%





· Excel, to change the chart type.
C) or "Switch Plot" (Mac) in the chart tools





■ I feel like I belong.

■ I feel like I belong.

Summary of I feel safe at this school.

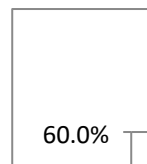

Categorical Summary


Sample Size	Average	Median	Number of Distinct Categories
52 of 52	3.384615	3.5	4

Recode	I feel safe a	Count	Percent of	Confidence Interval (Percent of Data)
4	Strongly ag	26	50.0%	36.9% to 63.1%
3	Agree	21	40.4%	28.2% to 53.9%
2	Disagree	4	7.7%	3.0% to 18.2%
1	Strongly di:	1	1.9%	0.3% to 10.1%

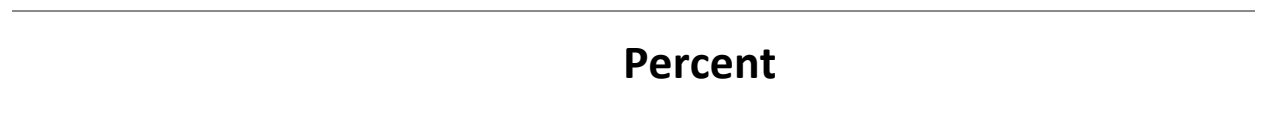
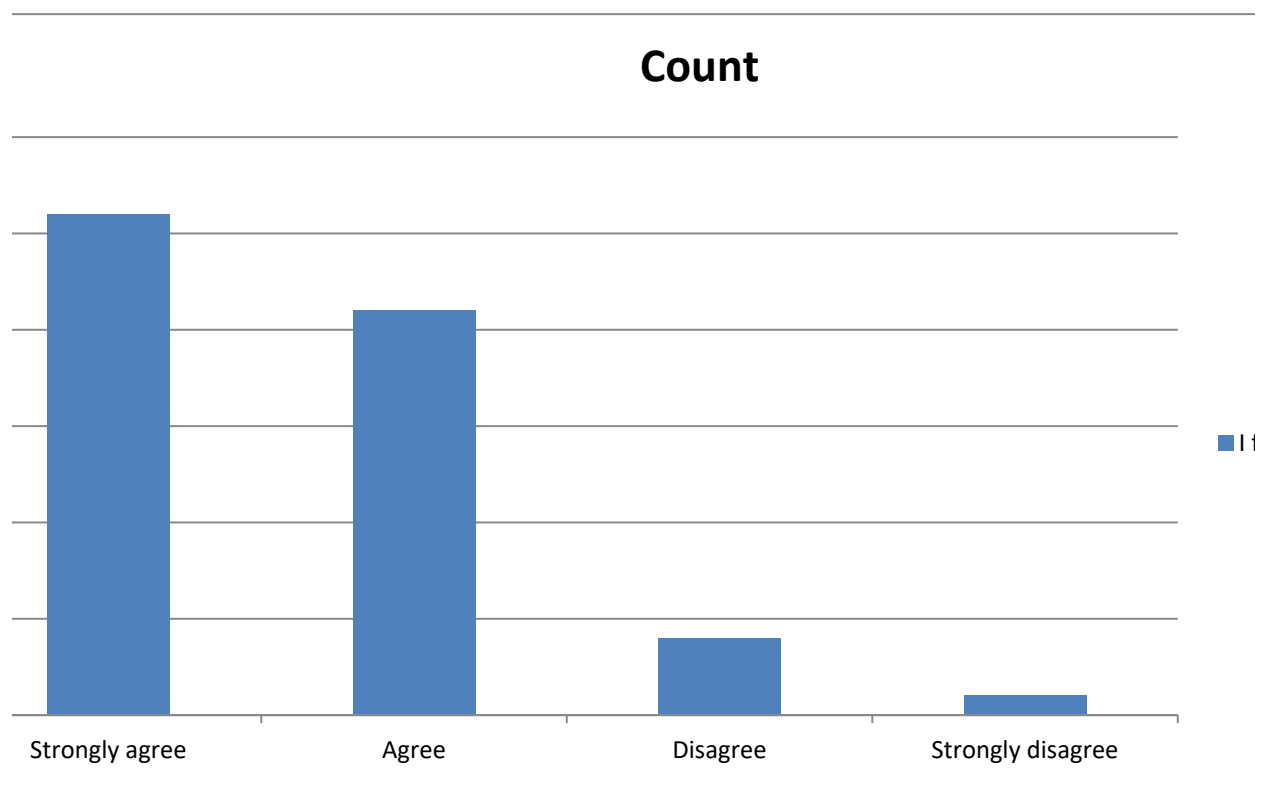
Select a chart and choose "Clustered Column", "100% Stacked Column", or "Pie" chart in Powerpoint or To create a correct "100% Stacked Column" chart, choose the chart then click "Switch Row/Column" (PC

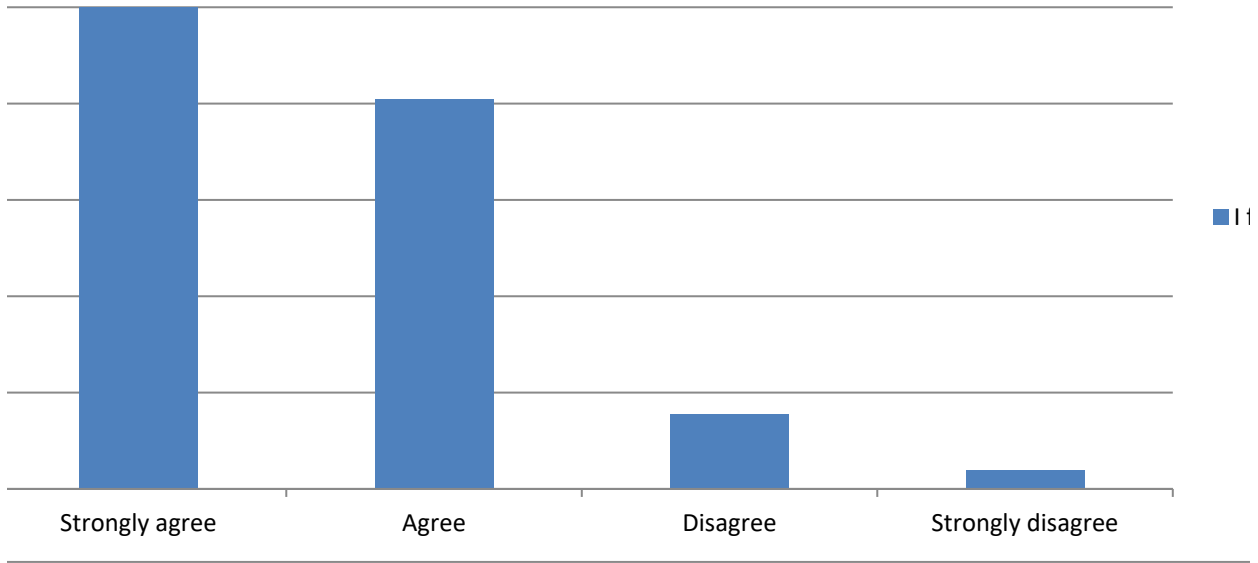
Recode	Count	I feel safe a	Percent	I feel safe at this school.
4	Strongly ag	26	Strongly ag	50.0%
3	Agree	21	Agree	40.4%
2	Disagree	4	Disagree	7.7%
1	Strongly di:	1	Strongly di:	1.9%





· Excel, to change the chart type.
C) or "Switch Plot" (Mac) in the chart tools





feel safe at this school.

feel safe at this school.

Summary of People at this school care about me as person.

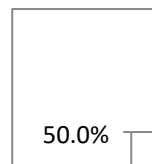
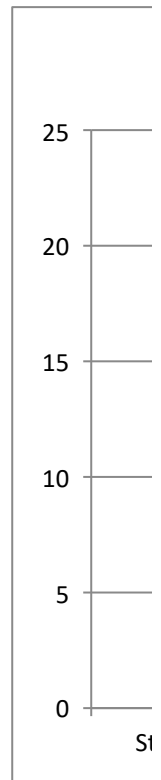
Categorical Summary


Sample Size: 53 of 53
 Average: 3.226415
 Median: 3
 Number of Distinct Categories: 4

Recode	People at t	Count	Percent of	Confidence Interval (Percent of Data)
4	Strongly ag	22	41.5%	29.3% to 54.9%
3	Agree	23	43.4%	31.0% to 56.7%
2	Disagree	6	11.3%	5.3% to 22.6%
1	Strongly di:	2	3.8%	1.0% to 12.8%

Select a chart and choose "Clustered Column", "100% Stacked Column", or "Pie" chart in Powerpoint or To create a correct "100% Stacked Column" chart, choose the chart then click "Switch Row/Column" (PC

Recode	Count	Percent
4	Strongly ag	41.5%
3	Agree	43.4%
2	Disagree	11.3%
1	Strongly di:	3.8%

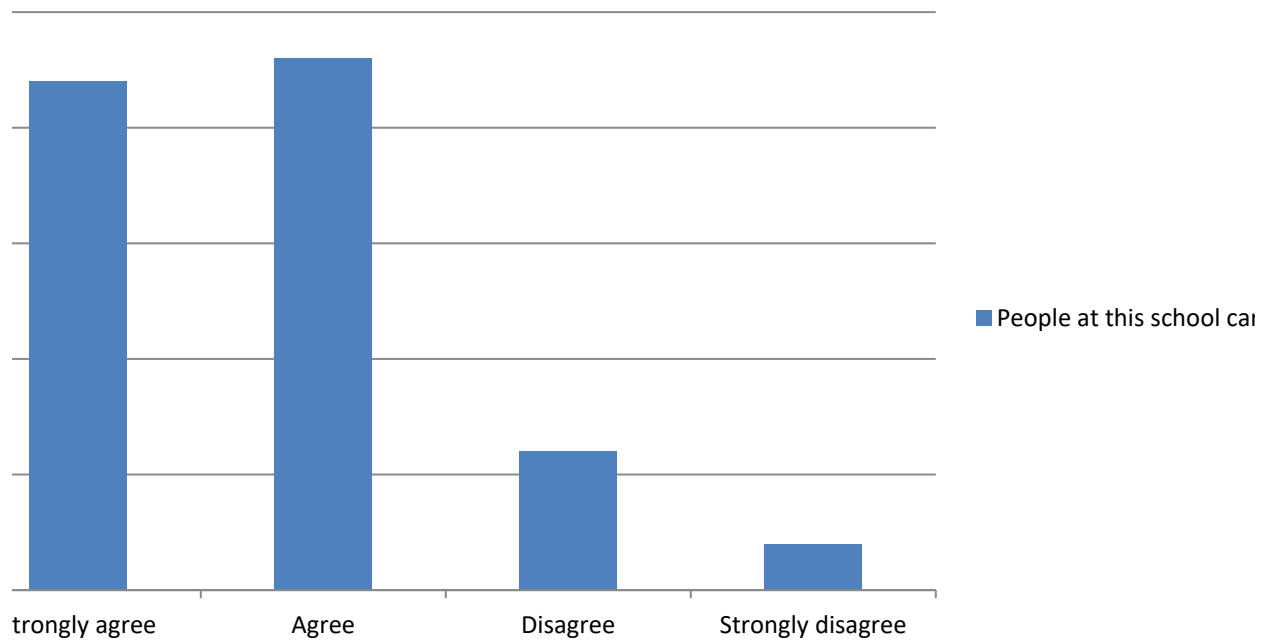




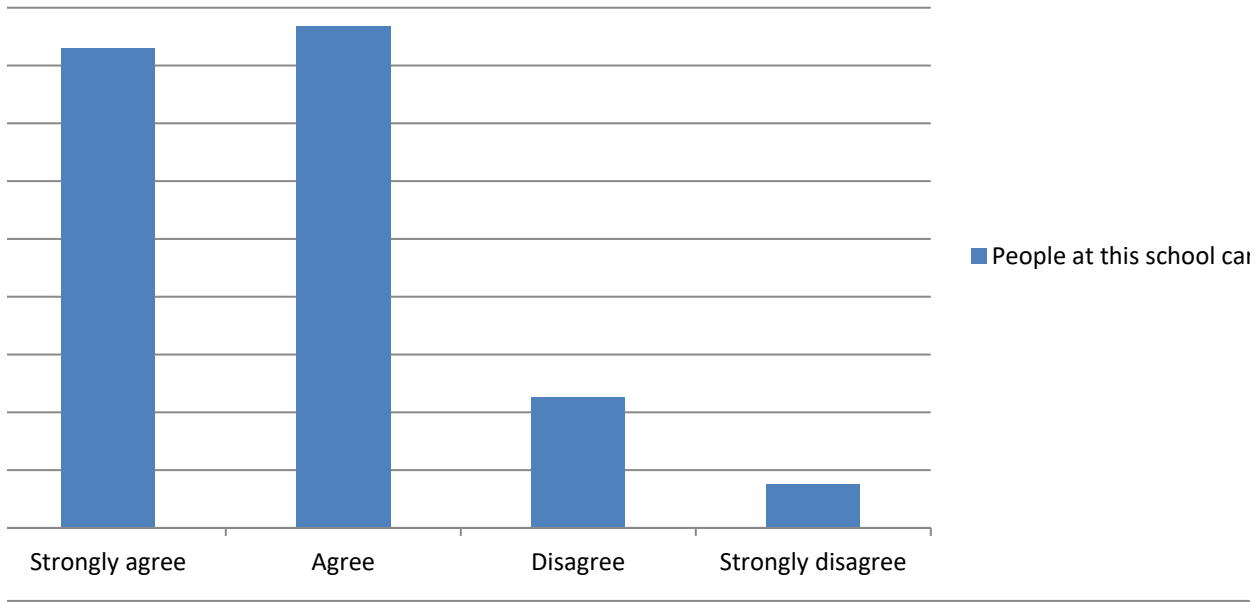
· Excel, to change the chart type.
C) or "Switch Plot" (Mac) in the chart tools

ie as person.

Count



Percent



re about me as person.

re about me as person.

Summary of I am treated equitably at my school.

Categorical Summary


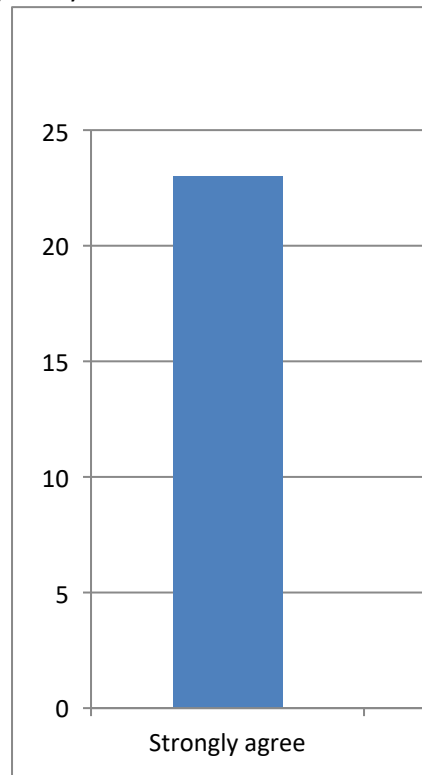
Sample Size Number of Distinct Categories

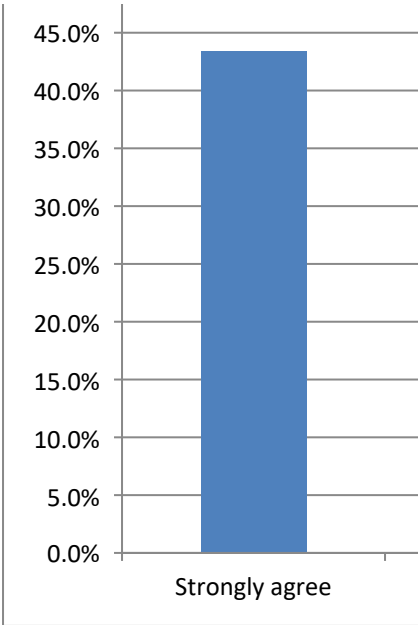
53 of 53 4

I am treat	Count	Percent of	Confidence Interval (Percent of Data)
Strongly ag	23	43.4%	31.0% to 56.7%
Agree	23	43.4%	31.0% to 56.7%
Disagree	5	9.4%	4.1% to 20.3%
Strongly di:	2	3.8%	1.0% to 12.8%

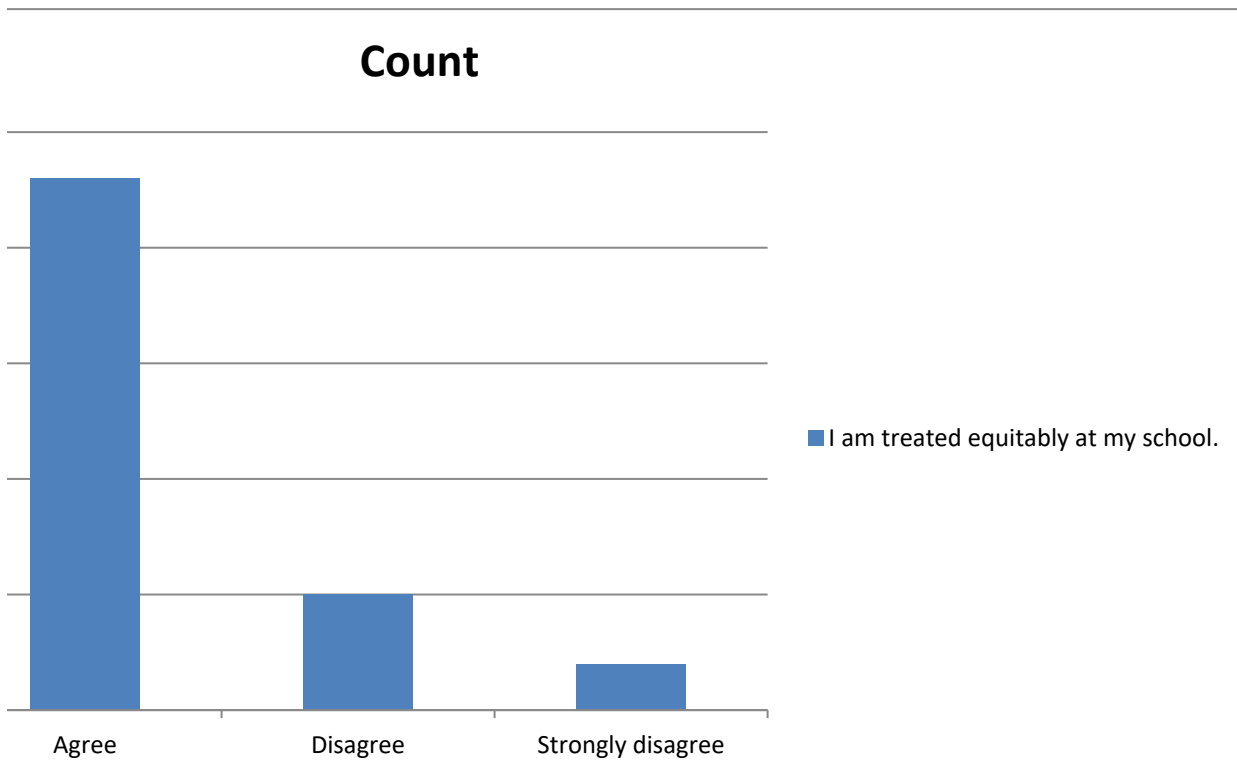
Select a chart and choose "Clustered Column", "100% Stacked Column", or "Pie" chart in Powerpoint or To create a correct "100% Stacked Column" chart, choose the chart then click "Switch Row/Column" (PC

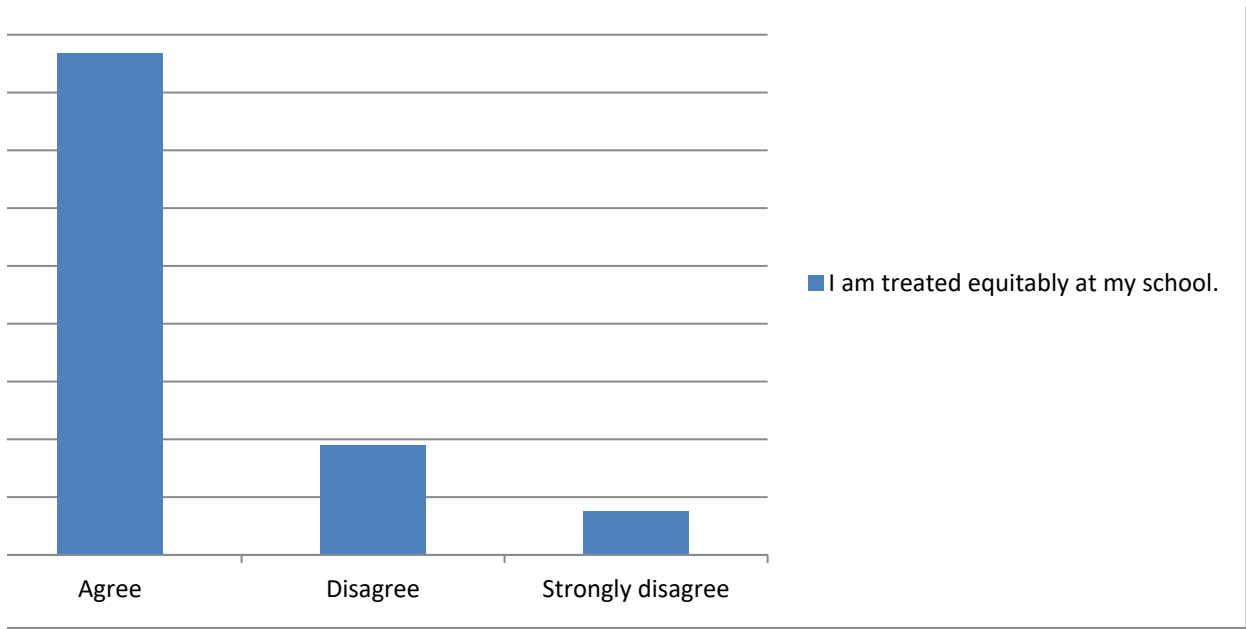
Count	I am treat	Percent	I am treated equitably at my school.
Strongly ag	23	Strongly ag	43.4%
Agree	23	Agree	43.4%
Disagree	5	Disagree	9.4%
Strongly di:	2	Strongly di:	3.8%





· Excel, to change the chart type.
C) or "Switch Plot" (Mac) in the chart tools





Summary of I feel comfortable discussing concerns with a supervisor.

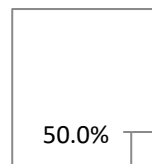
Categorical Summary


Sample Size	Average	Median	Number of Distinct Categories
53 of 53	3.226415	3	4

Recode	I feel comfr	Count	Percent of	Confidence Interval (Percent of Data)
4	Strongly ag	23	43.4%	31.0% to 56.7%
3	Agree	22	41.5%	29.3% to 54.9%
2	Disagree	5	9.4%	4.1% to 20.3%
1	Strongly di:	3	5.7%	1.9% to 15.4%

Select a chart and choose "Clustered Column", "100% Stacked Column", or "Pie" chart in Powerpoint or To create a correct "100% Stacked Column" chart, choose the chart then click "Switch Row/Column" (PC

Recode	Count	I feel comfr	Percent	I feel comfortable discussing conce
4	Strongly ag	23	Strongly ag	43.4%
3	Agree	22	Agree	41.5%
2	Disagree	5	Disagree	9.4%
1	Strongly di:	3	Strongly di:	5.7%

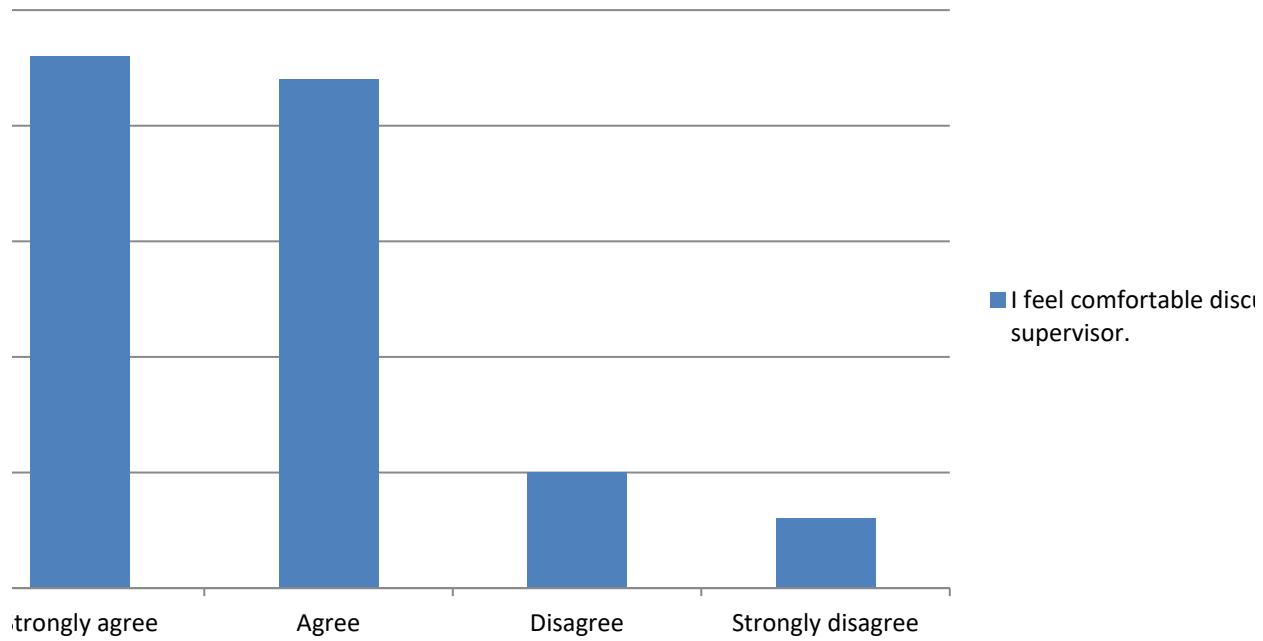




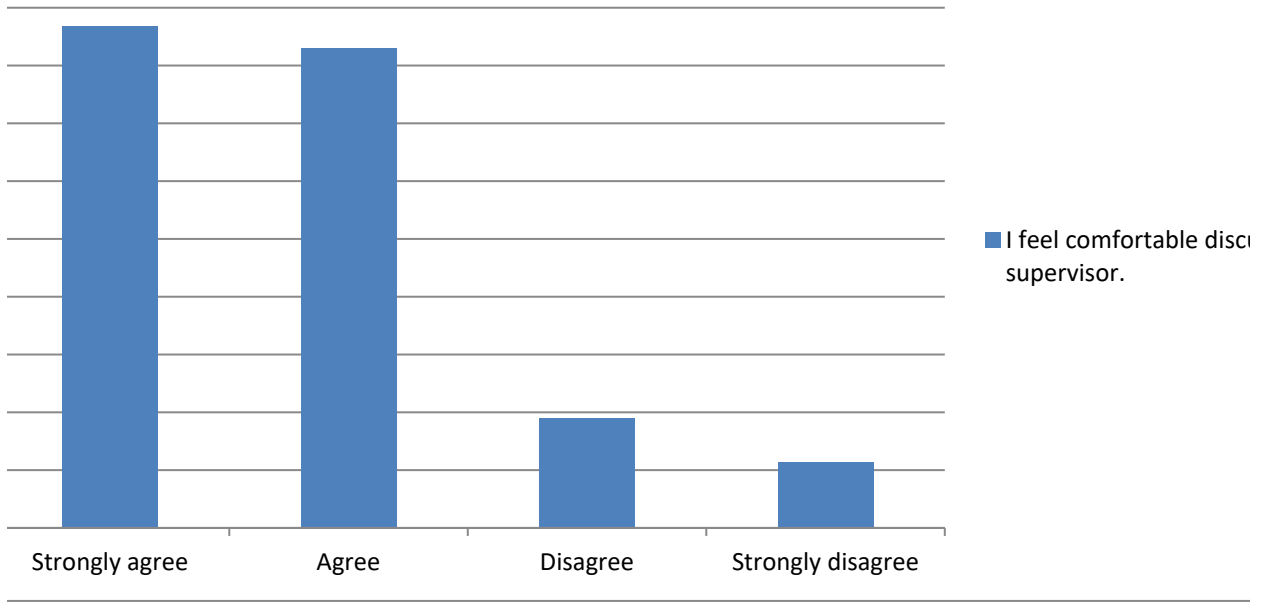
· Excel, to change the chart type.
C) or "Switch Plot" (Mac) in the chart tools

erns with a supervisor.

Count



Percent



ussing concerns with a

ussing concerns with a

Summary of I feel safe to report workplace harassment.


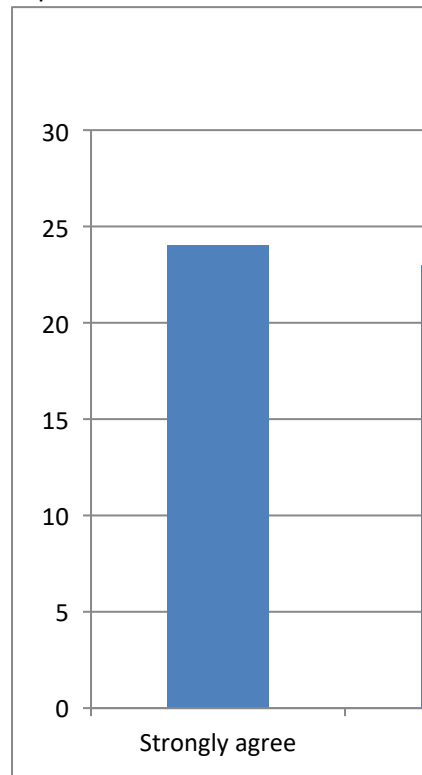
Categorical Summary

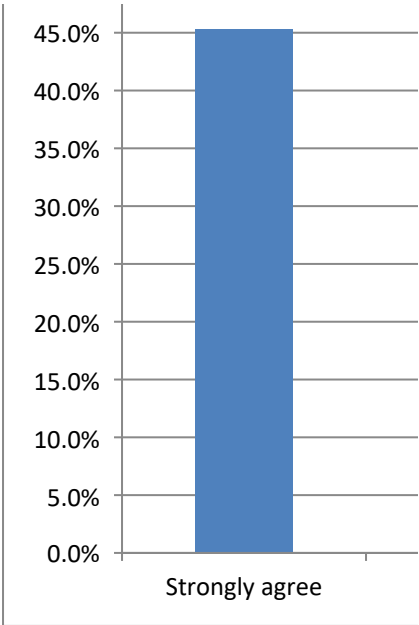
Sample Size Number of Distinct Categories
 53 of 53 4

I feel safe t	Count	Percent of	Confidence Interval (Percent of Data)
Strongly ag	24	45.3%	32.7% to 58.5%
Agree	23	43.4%	31.0% to 56.7%
Disagree	4	7.5%	3.0% to 17.9%
Strongly di:	2	3.8%	1.0% to 12.8%


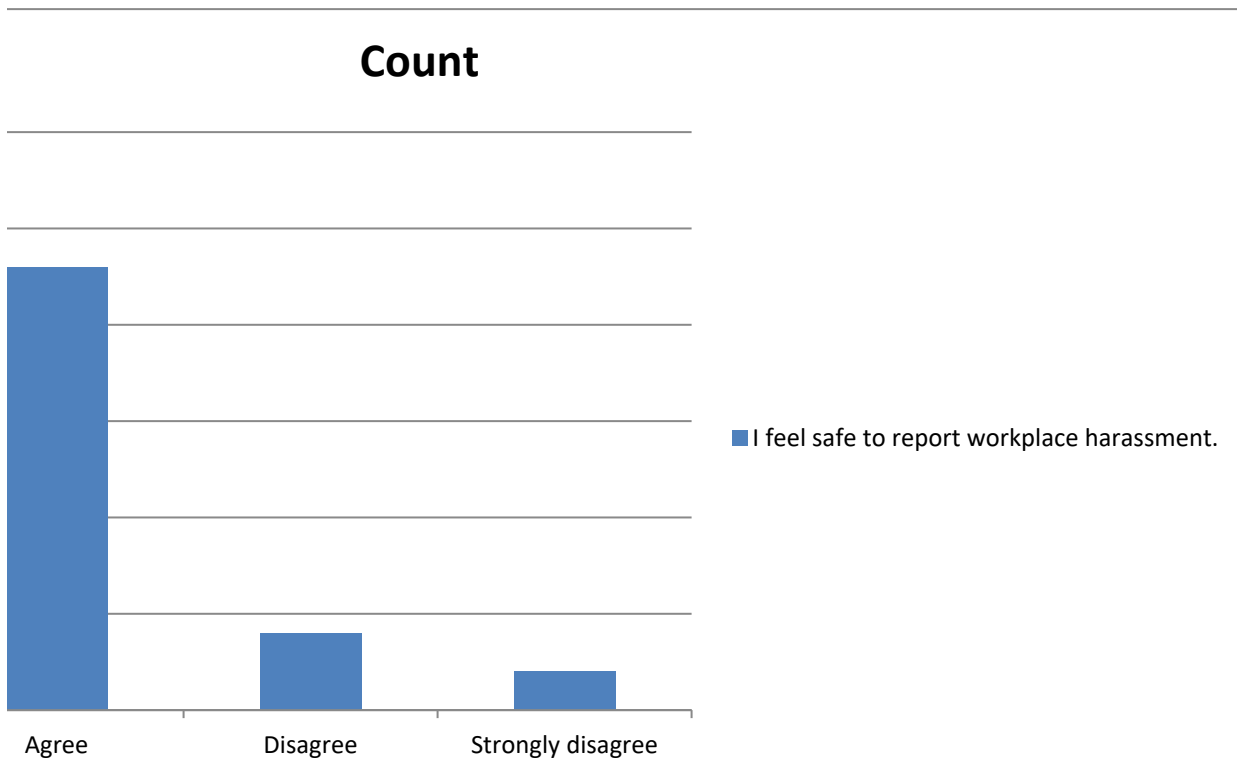
Select a chart and choose "Clustered Column", "100% Stacked Column", or "Pie" chart in Powerpoint or To create a correct "100% Stacked Column" chart, choose the chart then click "Switch Row/Column" (PC

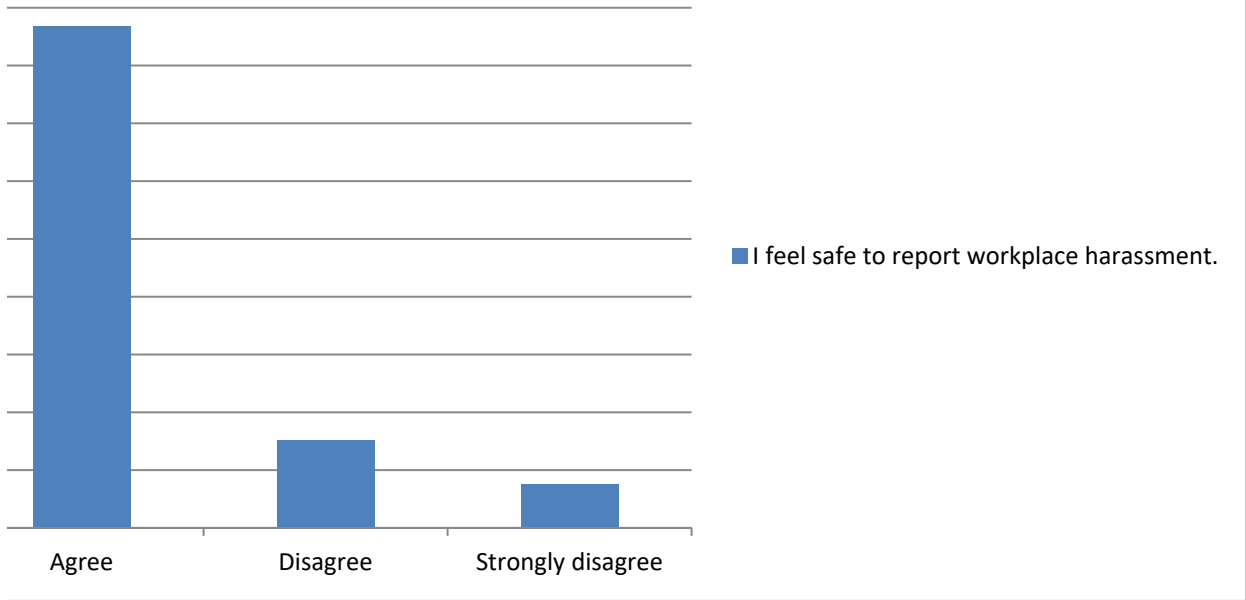
Count	I feel safe t	Percent	I feel safe to report workplace harassment.
Strongly ag	24	Strongly ag 45.3%	
Agree	23	Agree 43.4%	
Disagree	4	Disagree 7.5%	
Strongly di:	2	Strongly di: 3.8%	





· Excel, to change the chart type.
C) or "Switch Plot" (Mac) in the chart tools





Summary of I feel comfortable managing student behavior at my school.

Categorical Summary

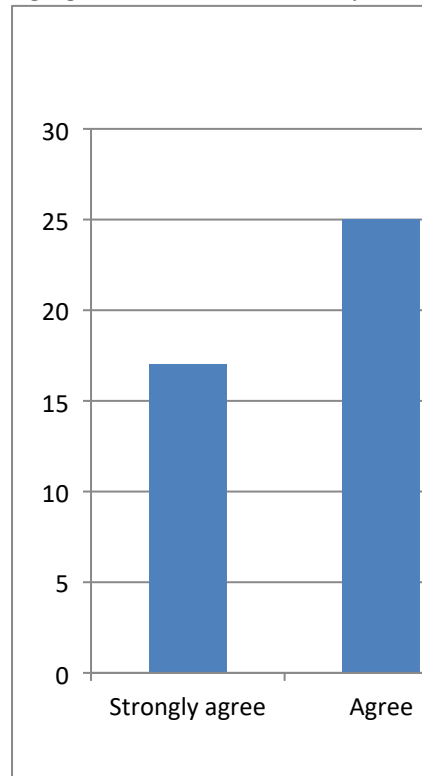
Sample Size Number of Distinct Categories

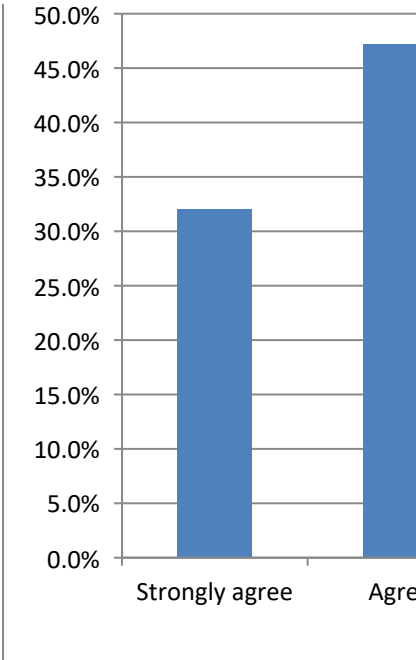
53 of 53 5

I feel comf	Count	Percent of	Confidence Interval (Percent of Data)
Strongly ag	17	32.1%	21.1% to 45.5%
Agree	25	47.2%	34.4% to 60.3%
Disagree	5	9.4%	4.1% to 20.3%
Strongly di:	2	3.8%	1.0% to 12.8%
Not applica	4	7.5%	3.0% to 17.9%

Select a chart and choose "Clustered Column", "100% Stacked Column", or "Pie" chart in Powerpoint or To create a correct "100% Stacked Column" chart, choose the chart then click "Switch Row/Column" (PC

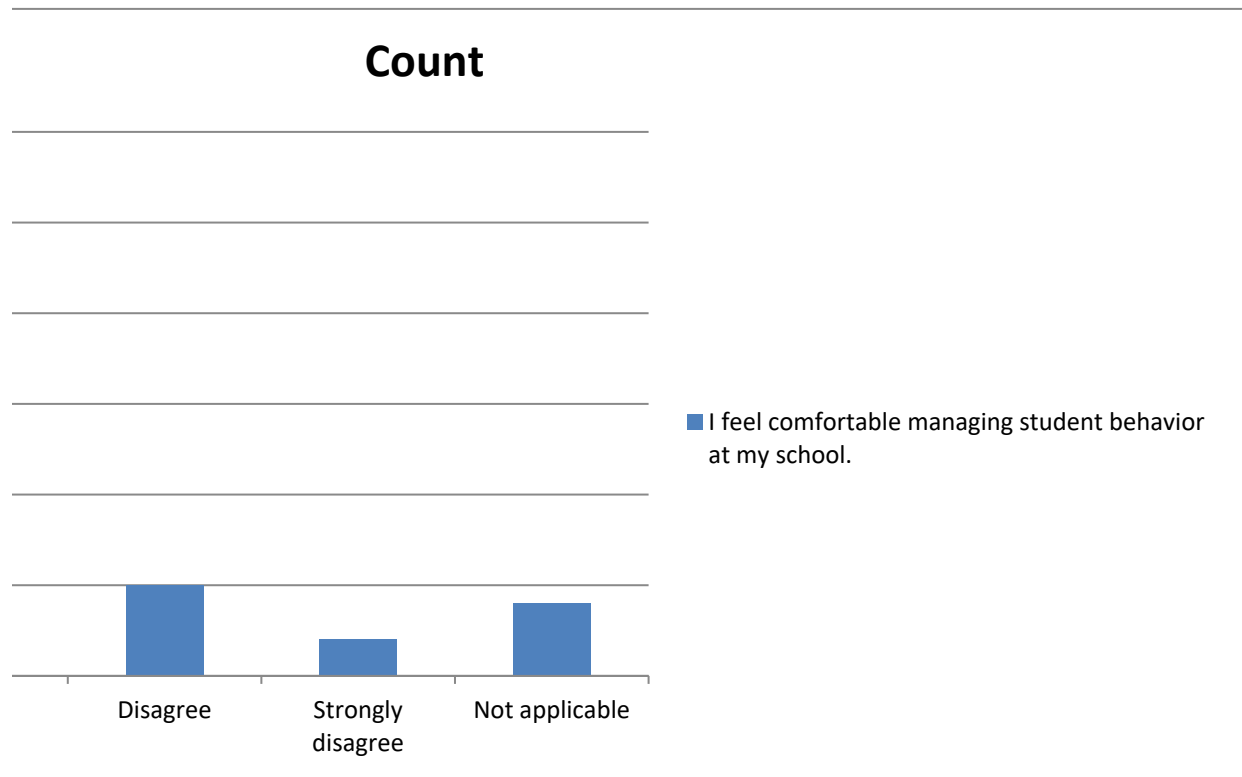
Count	I feel comf	Percent	I feel comfortable managing student behavior at my scho
Strongly ag	17	Strongly ag	32.1%
Agree	25	Agree	47.2%
Disagree	5	Disagree	9.4%
Strongly di:	2	Strongly di:	3.8%
Not applica	4	Not applica	7.5%

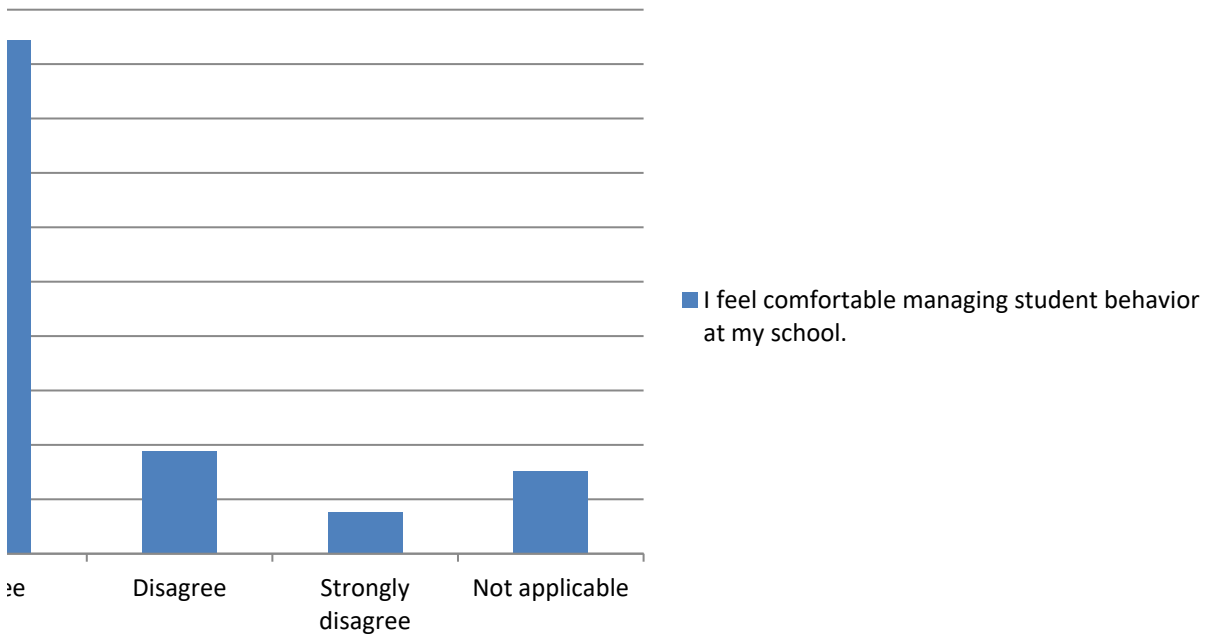




· Excel, to change the chart type.
C) or "Switch Plot" (Mac) in the chart tools

ol.





Summary of School staff are teased or picked on for any of the following:



Select a chart and choose "Clustered Column", "100% Stacked Column", or "Pie" chart in Powerpoint or

Col %

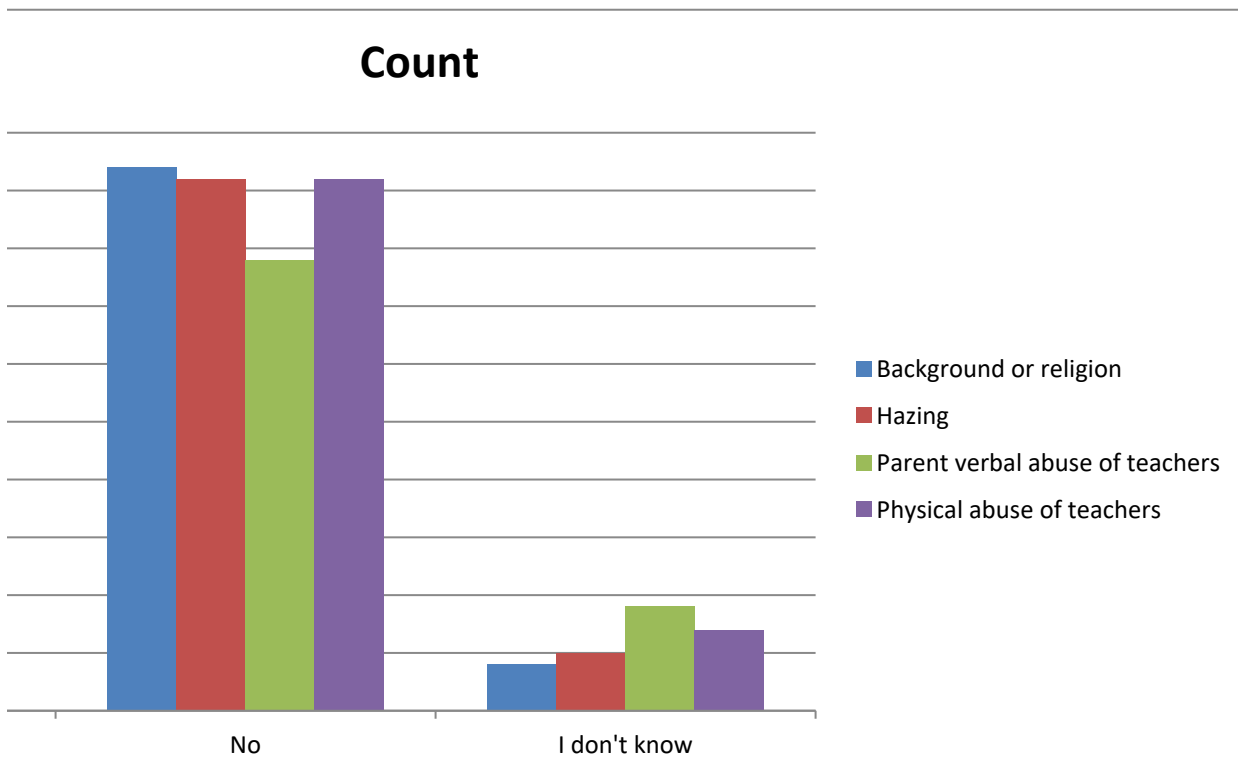
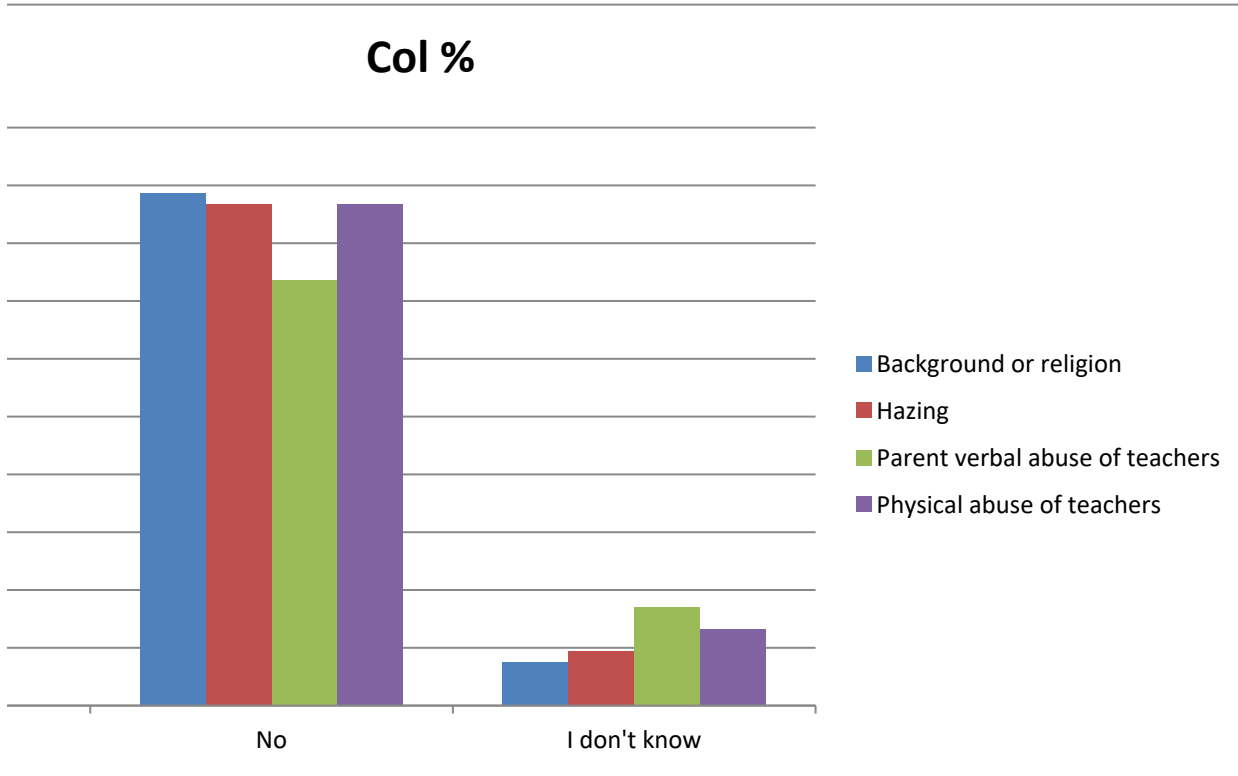
	Background	Hazing	Parent vert	Physical abuse of teach
Yes	3.8%	3.8%	9.4%	0.0%
No	88.7%	86.8%	73.6%	86.8%
I don't know	7.5%	9.4%	17.0%	13.2%

Count

	Background	Hazing	Parent vert	Physical abuse of teach
Yes	2	2	5	0
No	47	46	39	46
I don't know	4	5	9	7



· Excel, to change the chart type.



Summary of School staff are teased or picked on for any of the following:

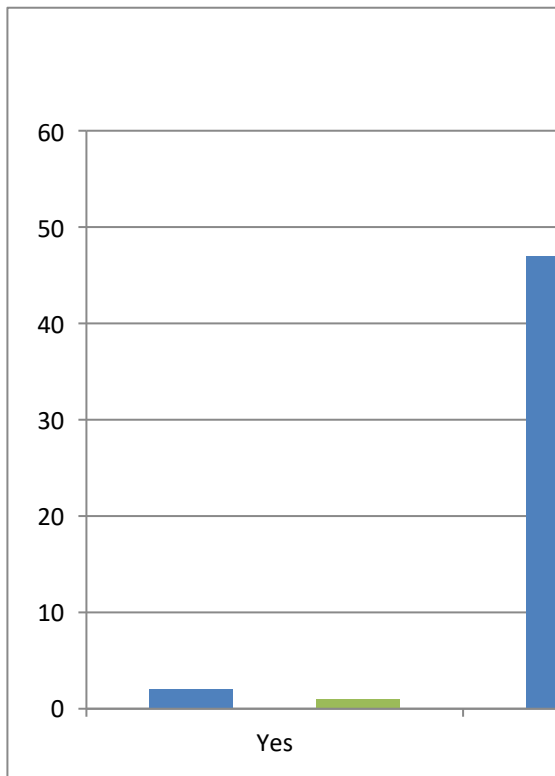

Select a chart and choose "Clustered Column", "100% Stacked Column", or "Pie" chart in Powerpoint or

Col %

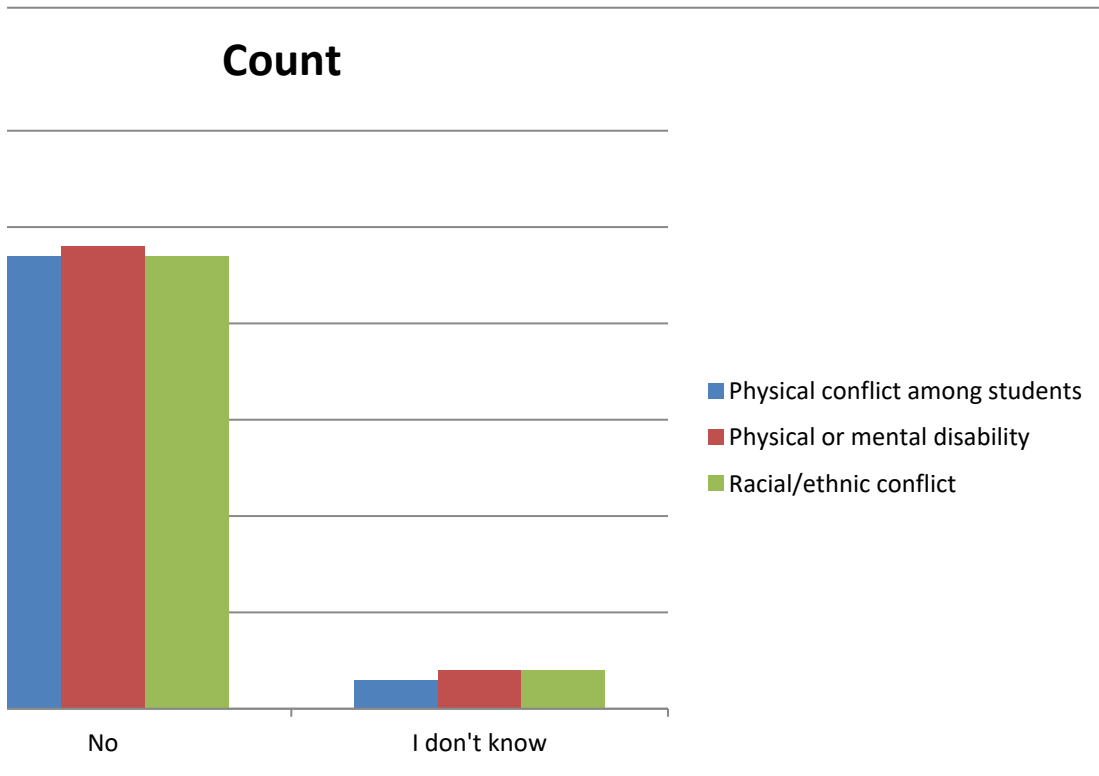
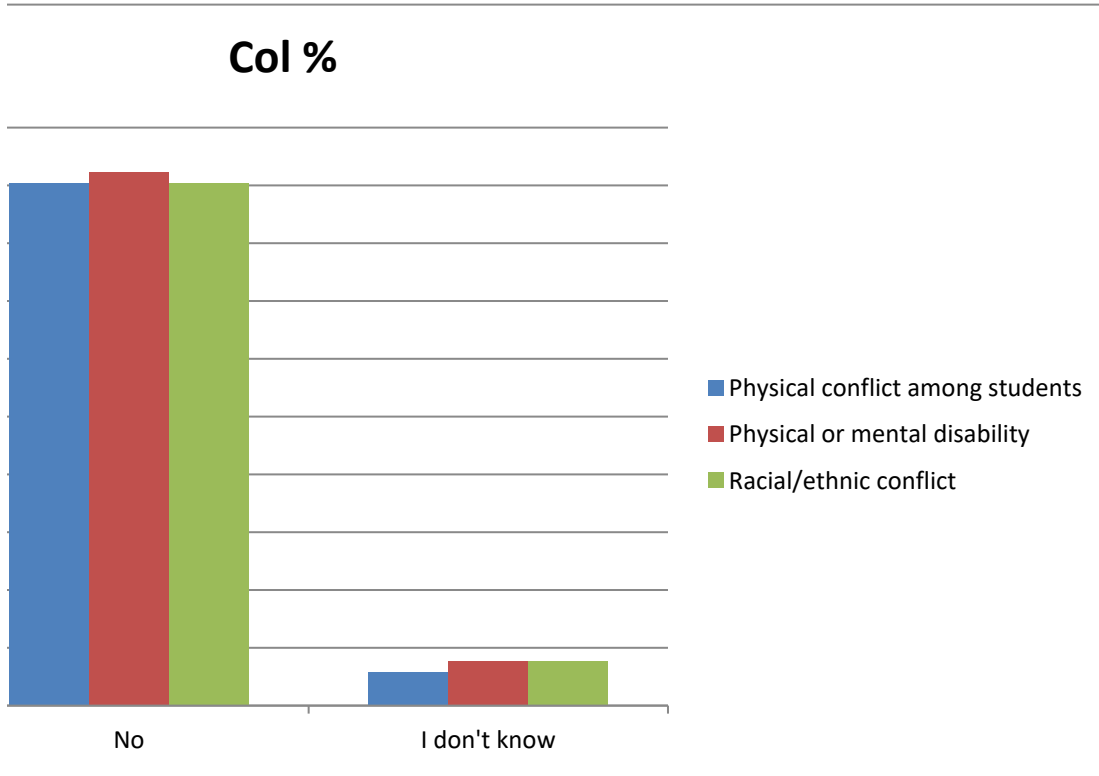
	Physical co	Physical or	Racial/ethnic conflict
Yes	3.8%	0.0%	1.9%
No	90.4%	92.3%	90.4%
I don't know	5.8%	7.7%	7.7%

Count

	Physical co	Physical or	Racial/ethnic conflict
Yes	2	0	1
No	47	48	47
I don't know	3	4	4



· Excel, to change the chart type.



Summary of The majority of the time while at work I feel:

Variable	Count	Average	Median
Angry	53	1.08	1.0
Anxious	53	1.21	1.0
Appreciate	53	1.68	2.0
Competent	53	1.91	2.0
Total	212	1.47	1.0


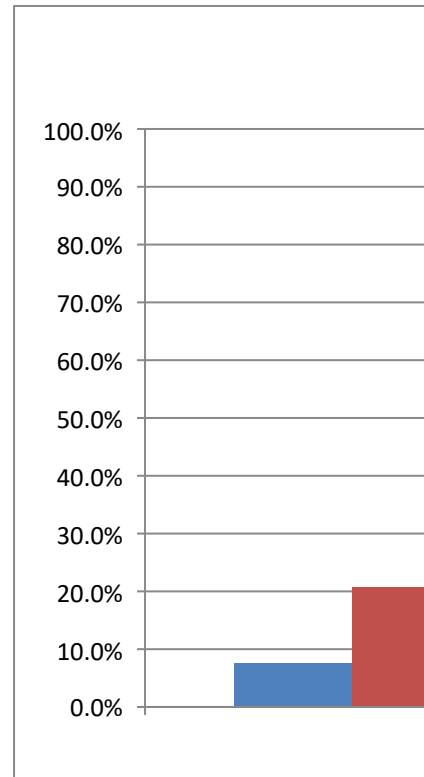
Select a chart and choose "Clustered Column", "100% Stacked Column", or "Pie" chart in Powerpoint or

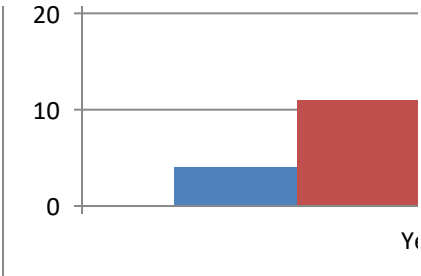
Col %

	Angry	Anxious	Appreciate	Competent
Yes	7.5%	20.8%	67.9%	90.6%
No	92.5%	79.2%	32.1%	9.4%

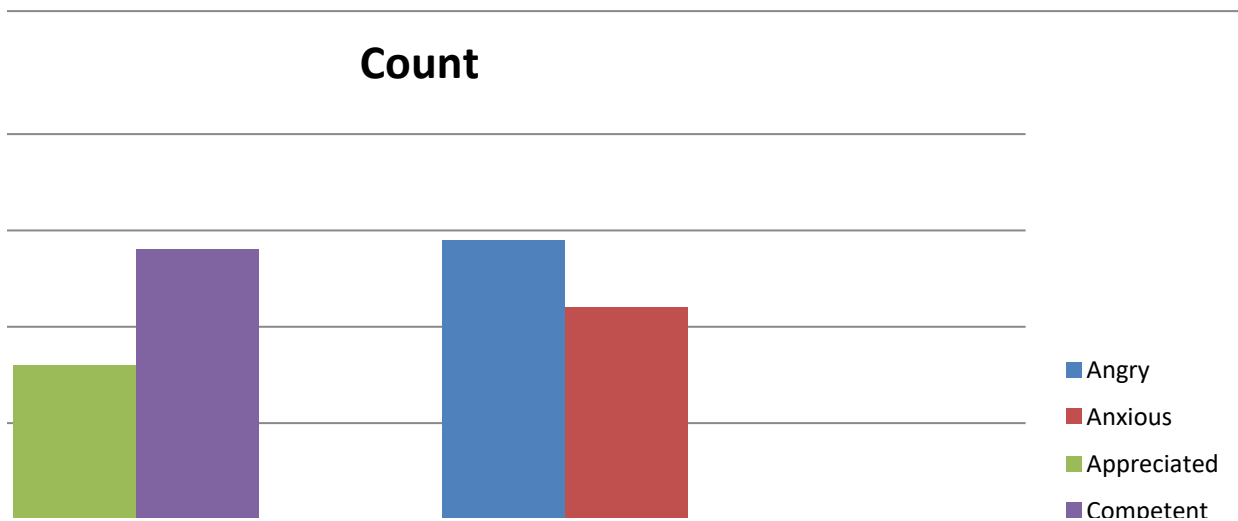
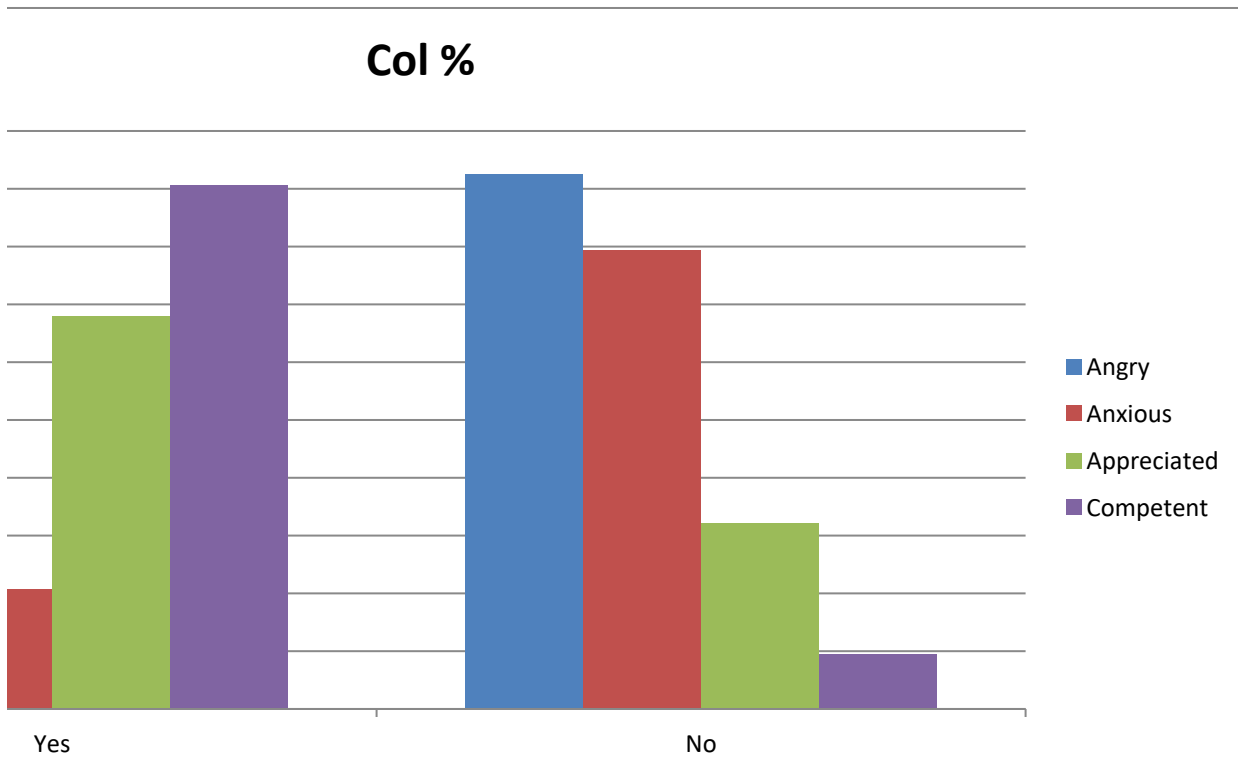
Count

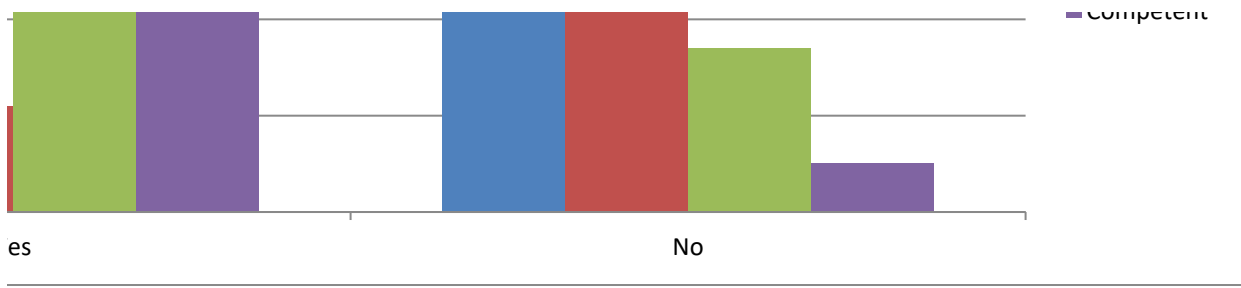
	Angry	Anxious	Appreciate	Competent
Yes	4	11	36	48
No	49	42	17	5





· Excel, to change the chart type.





Summary of The majority of the time while at work I feel:

Variable	Count	Average	Median
Depressed	50	1.06	1.0
Frustrated	50	1.22	1.0
Excited	50	1.50	1.5
Grateful	51	1.73	2.0
Total	201	1.38	1.0

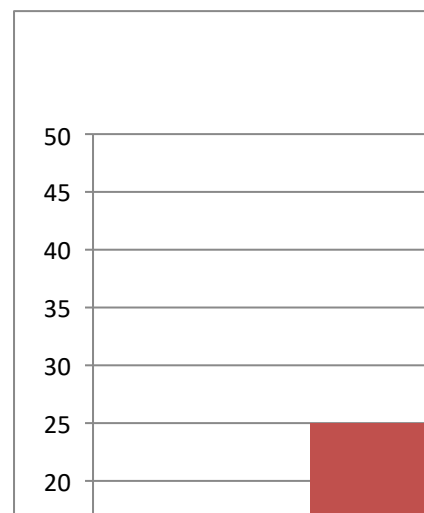
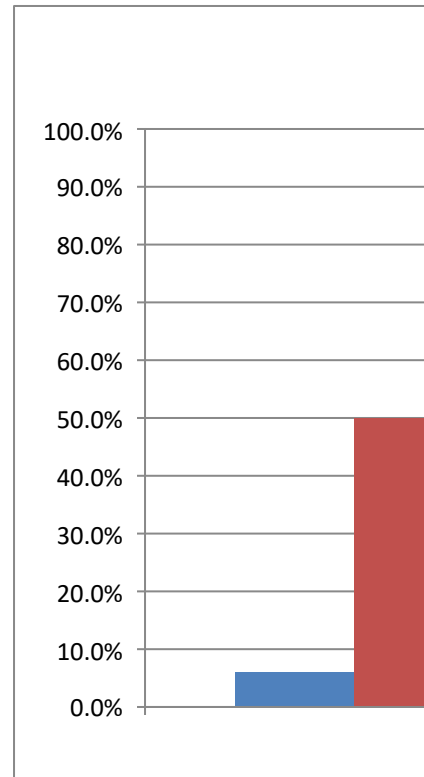
Select a chart and choose "Clustered Column", "100% Stacked Column", or "Pie" chart in Powerpoint or

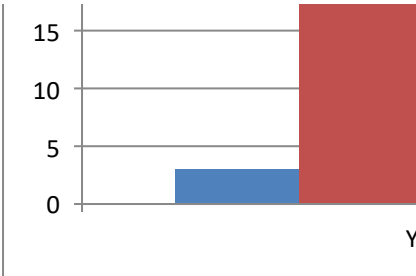
Col %

	Depressed	Excited	Frustrated	Grateful
Yes	6.0%	50.0%	22.0%	72.5%
No	94.0%	50.0%	78.0%	27.5%

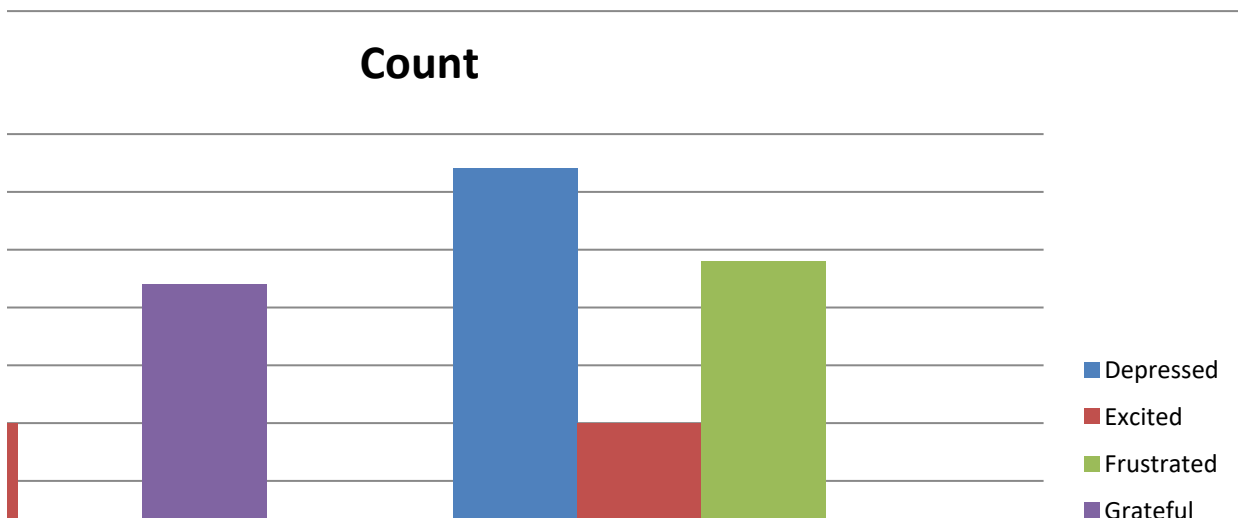
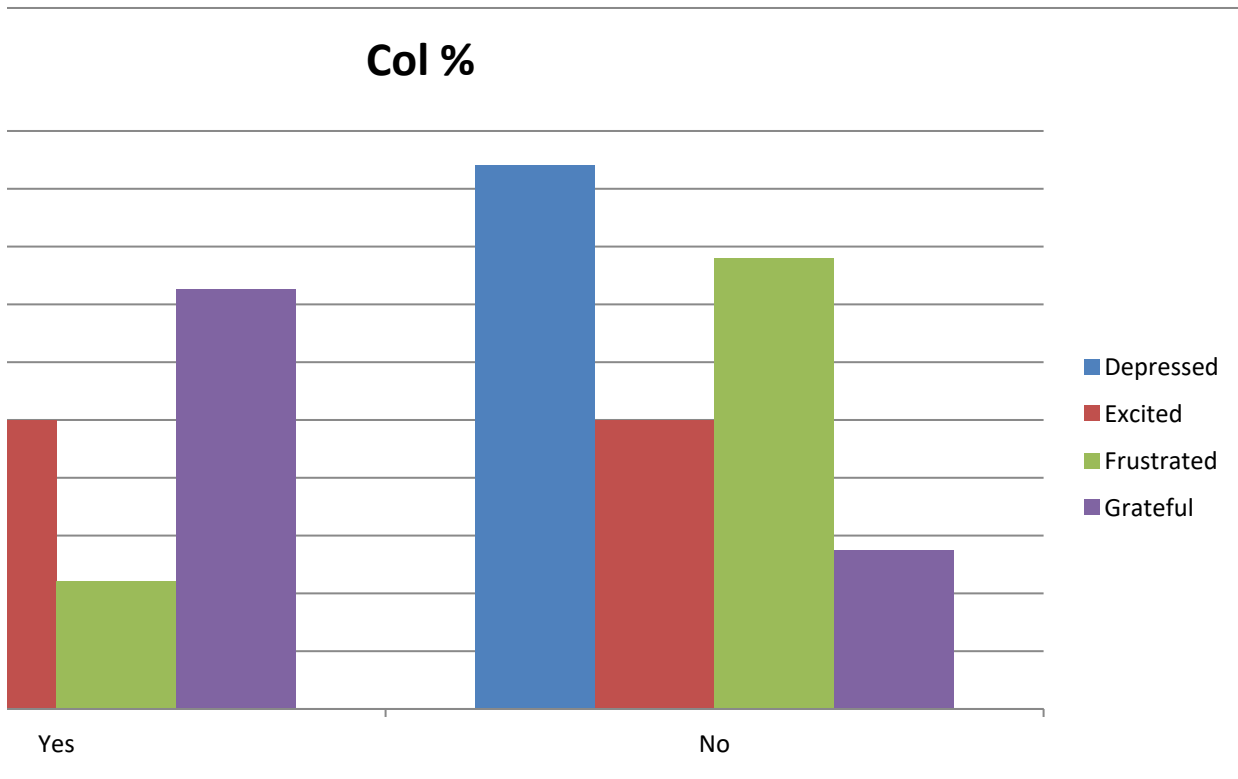
Count

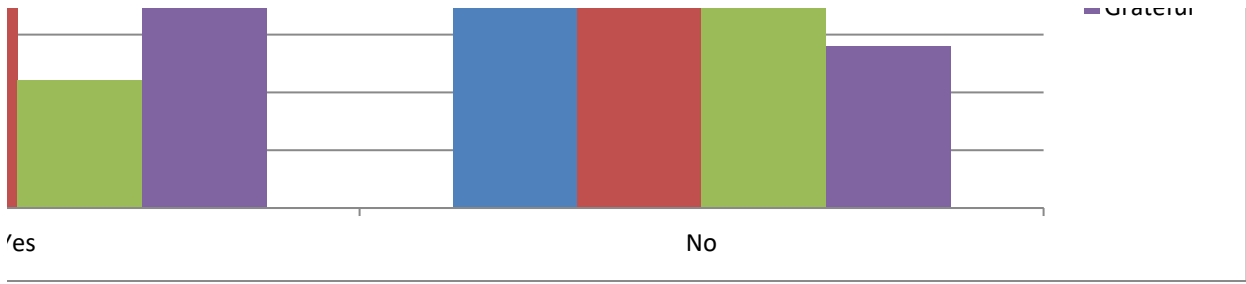
	Depressed	Excited	Frustrated	Grateful
Yes	3	25	11	37
No	47	25	39	14





· Excel, to change the chart type.





Summary of The majority of the time while at work I feel:

Variable	Count	Average	Median
Stressed	50	1.46	1.0
Overwhelm	50	1.50	1.5
Happy	51	1.88	2.0
Total	151	1.62	2.0

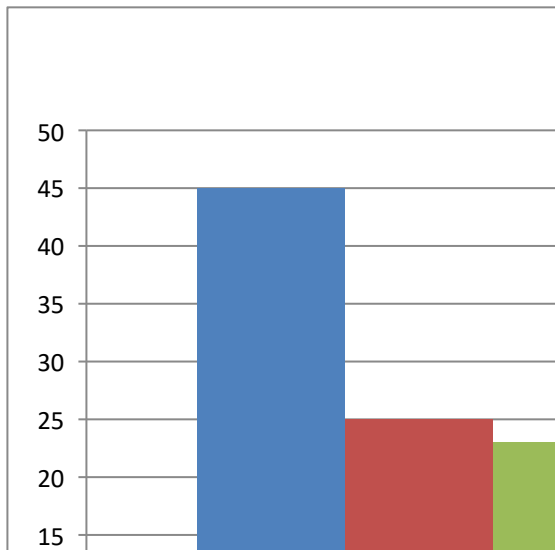
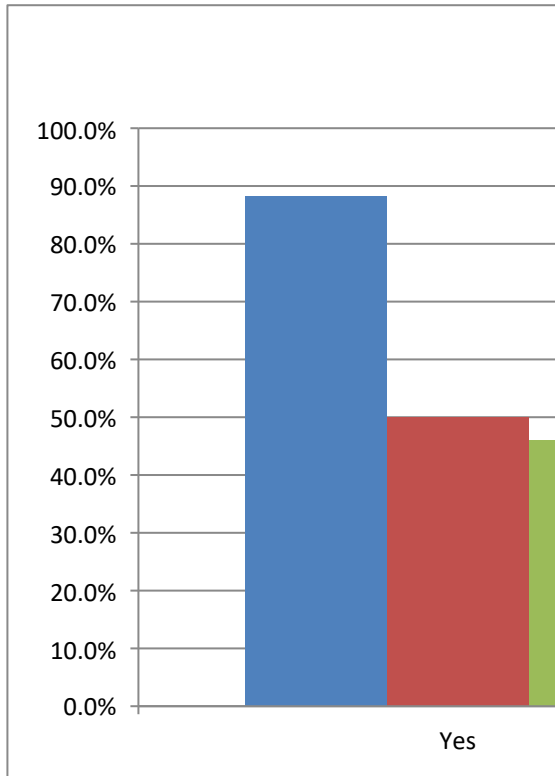
Select a chart and choose "Clustered Column", "100% Stacked Column", or "Pie" chart in Powerpoint or

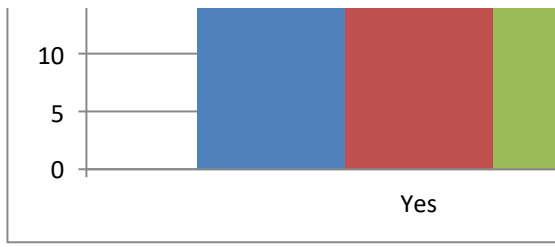
Col %

	Happy	Overwhelm	Stressed
Yes	88.2%	50.0%	46.0%
No	11.8%	50.0%	54.0%

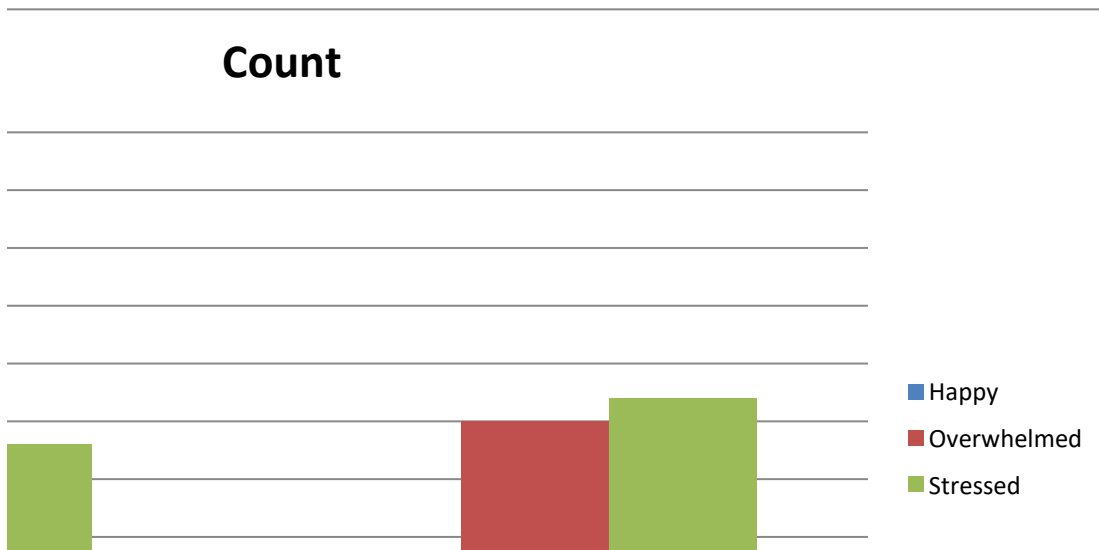
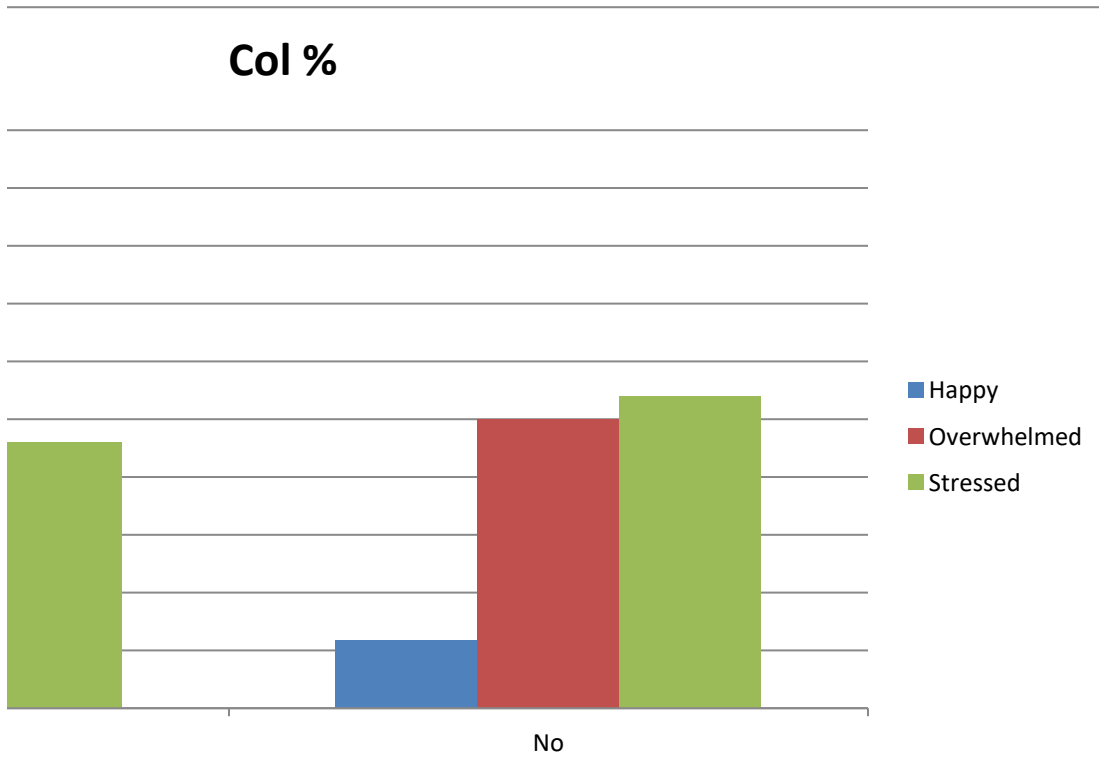
Count

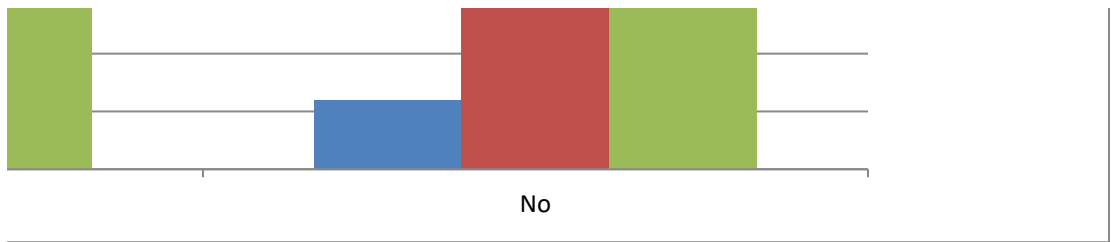
	Happy	Overwhelm	Stressed
Yes	45	25	23
No	6	25	27





· Excel, to change the chart type.





Summary of Students at this school know how to report an incident or concern.

Categorical Summary

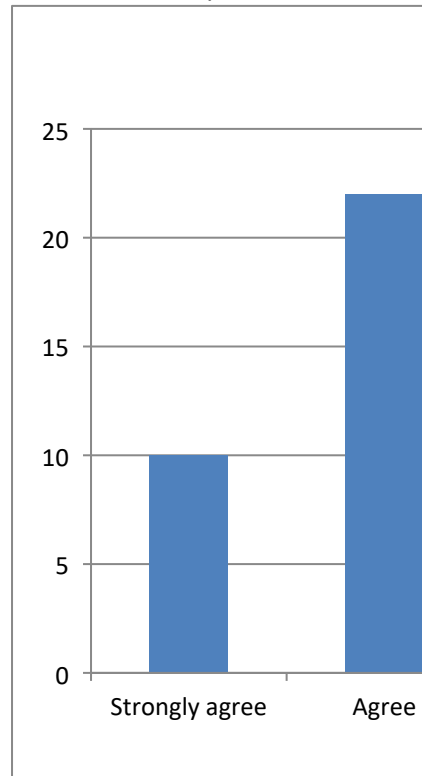
Sample Size Number of Distinct Categories

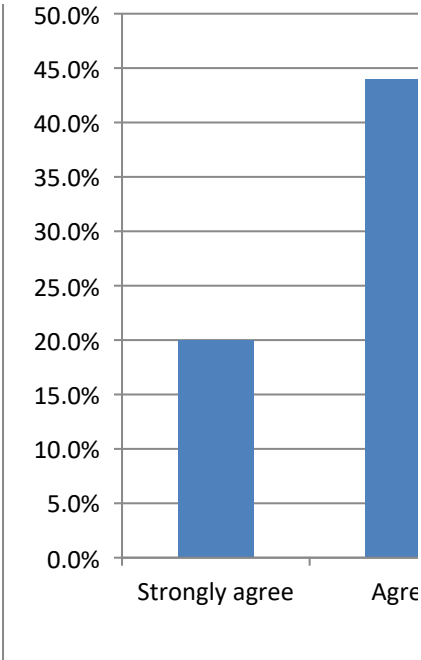
50 of 50 5

Students at	Count	Percent of	Confidence Interval (Percent of Data)
Strongly ag	10	20.0%	11.2% to 33.0%
Agree	22	44.0%	31.2% to 57.7%
Disagree	6	12.0%	5.6% to 23.8%
Strongly di:	3	6.0%	2.1% to 16.2%
I don't kno	9	18.0%	9.8% to 30.8%

Select a chart and choose "Clustered Column", "100% Stacked Column", or "Pie" chart in Powerpoint or To create a correct "100% Stacked Column" chart, choose the chart then click "Switch Row/Column" (PC

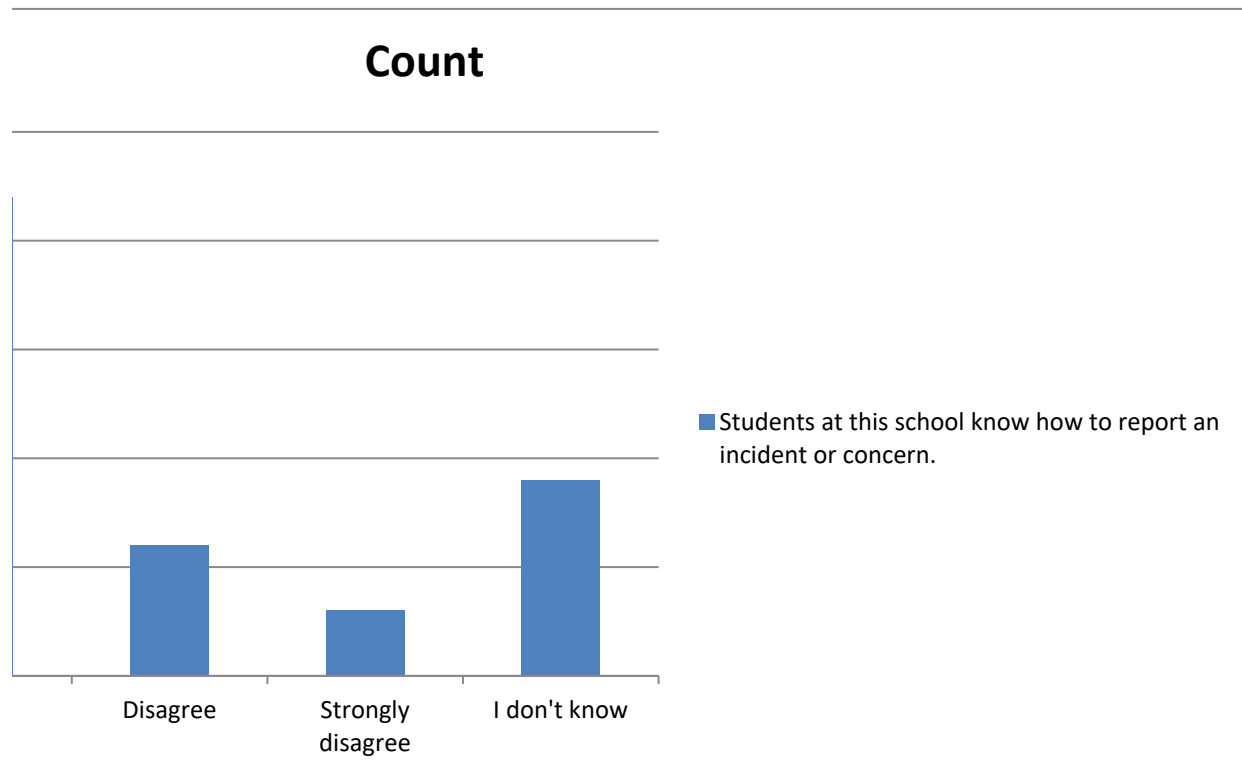
Count	Students at	Percent	Students at this school know how to report an incident or
Strongly ag	10	Strongly ag	20.0%
Agree	22	Agree	44.0%
Disagree	6	Disagree	12.0%
Strongly di:	3	Strongly di:	6.0%
I don't kno	9	I don't kno	18.0%

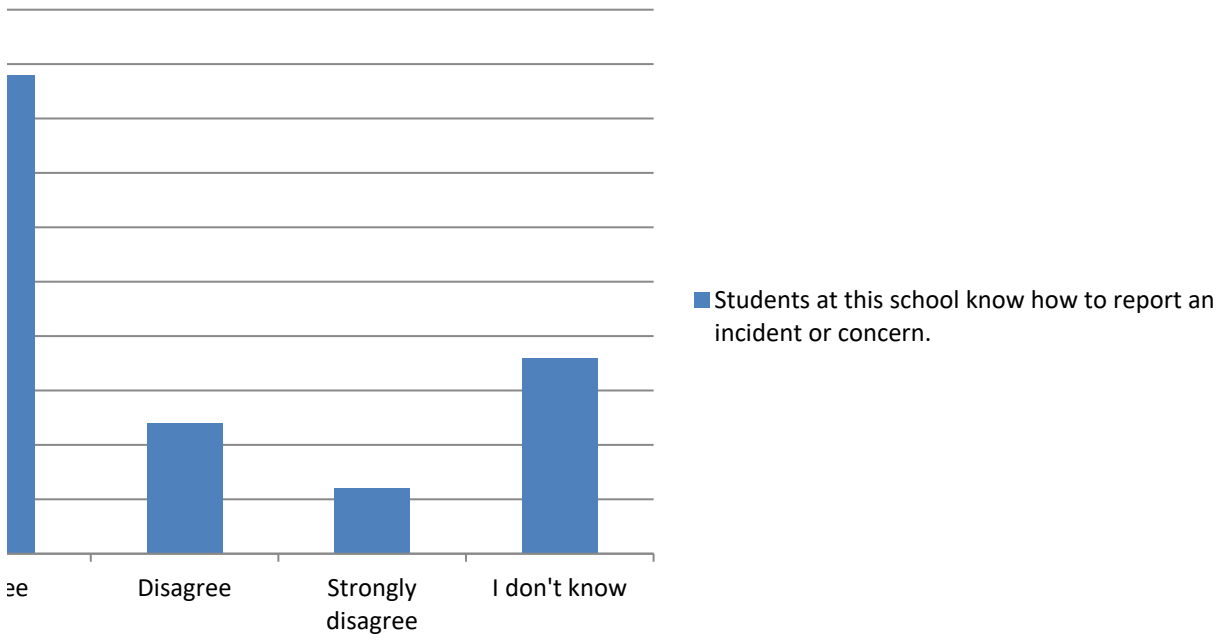




· Excel, to change the chart type.
C) or "Switch Plot" (Mac) in the chart tools

r concern.





Summary of I know what to do if there is an emergency, natural disaster or a dangerous situation during

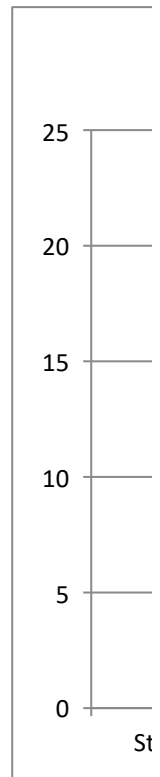
Categorical Summary


Sample Size	Average	Median	Number of Distinct Categories
51 of 51	3.254902	3	4

Recode	I know what to do if there is an emergency, natural disaster or a dangerous situation during	Count	Percent of Data	Confidence Interval (Percent of Data)
4	Strongly agree	22	43.1%	30.5% to 56.7%
3	Agree	22	43.1%	30.5% to 56.7%
2	Disagree	5	9.8%	4.3% to 21.0%
1	Strongly disagree	2	3.9%	1.1% to 13.2%

Select a chart and choose "Clustered Column", "100% Stacked Column", or "Pie" chart in Powerpoint or To create a correct "100% Stacked Column" chart, choose the chart then click "Switch Row/Column" (PC

Recode	Count	I know what to do if there is an emergency, natural disaster or a dangerous situation during	Percent
4	Strongly agree	22	Strongly agree 43.1%
3	Agree	22	Agree 43.1%
2	Disagree	5	Disagree 9.8%
1	Strongly disagree	2	Strongly disagree 3.9%



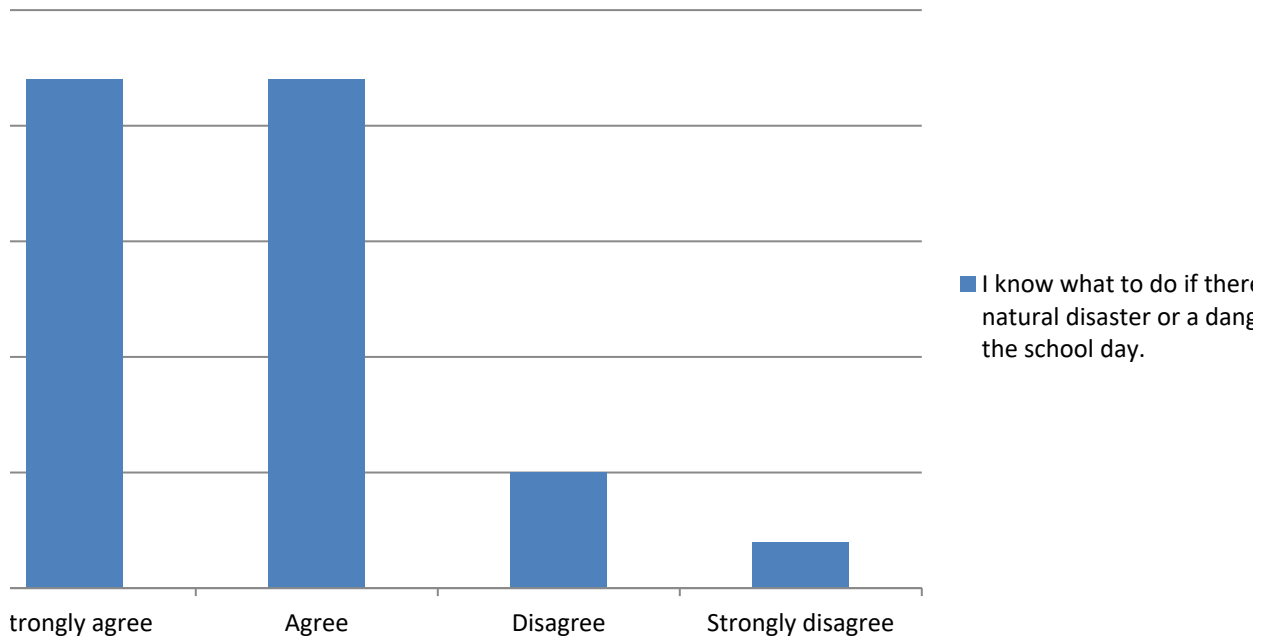


g the school day.

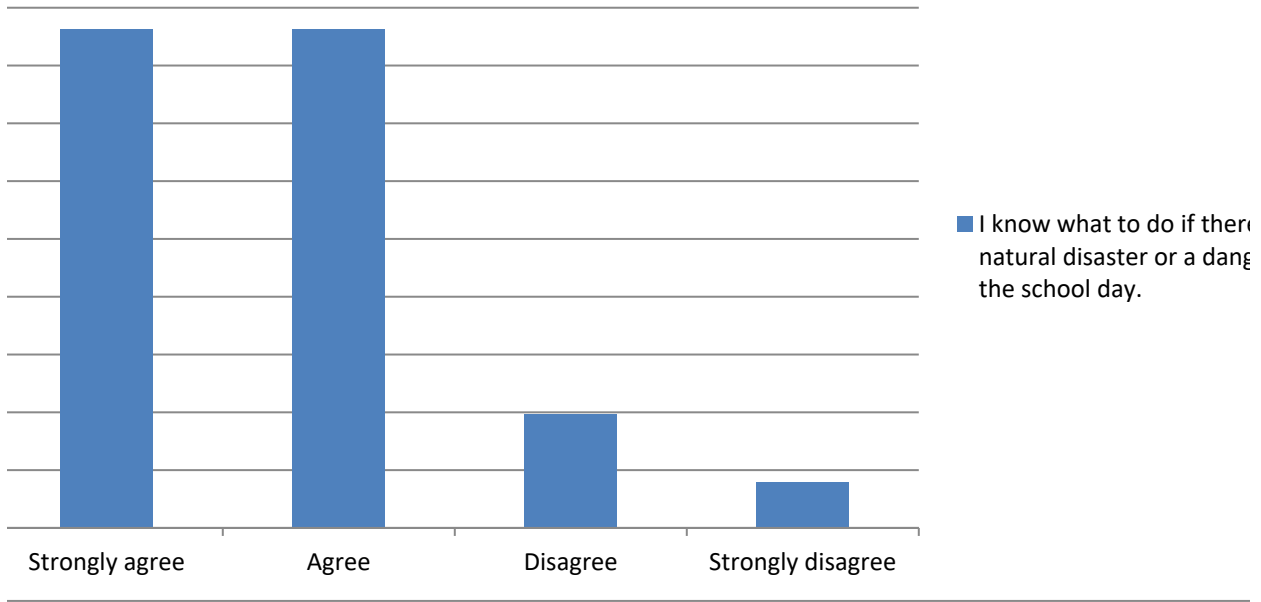
· Excel, to change the chart type.
C) or "Switch Plot" (Mac) in the chart tools

ergency, natural disaster or a dangerous situation during the school day.

Count



Percent



e is an emergency,
gerous situation during

e is an emergency,
gerous situation during

Summary of The school has a written plan that clearly describes procedures to be performed in an emer

Categorical Summary

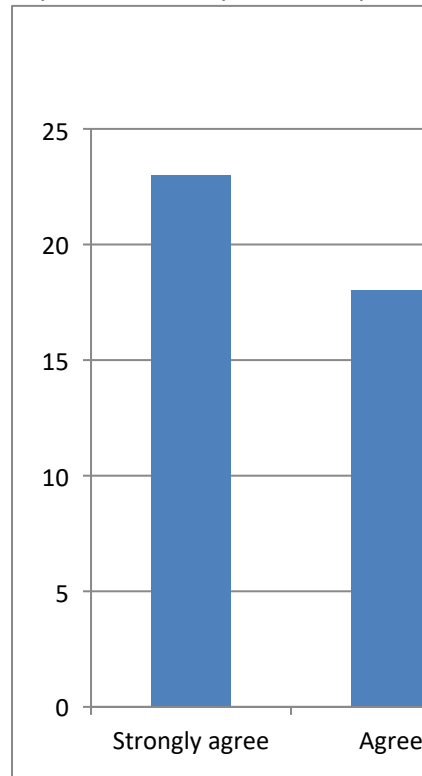
Sample Size Number of Distinct Categories

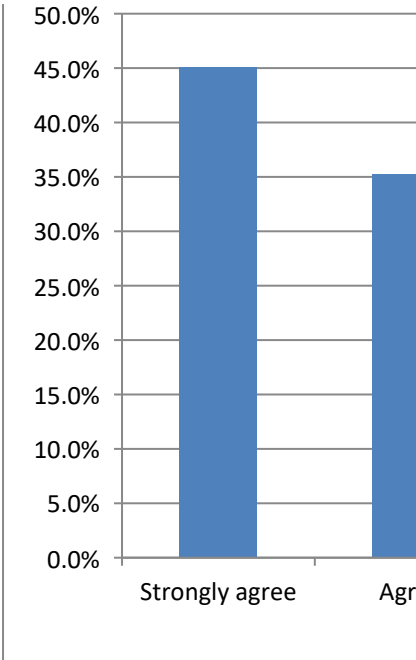
51 of 51 5

The school	Count	Percent of	Confidence Interval (Percent of Data)
Strongly ag	23	45.1%	32.3% to 58.6%
Agree	18	35.3%	23.6% to 49.0%
Disagree	1	2.0%	0.3% to 10.3%
Strongly di:	2	3.9%	1.1% to 13.2%
I don't know	7	13.7%	6.8% to 25.7%

Select a chart and choose "Clustered Column", "100% Stacked Column", or "Pie" chart in Powerpoint or To create a correct "100% Stacked Column" chart, choose the chart then click "Switch Row/Column" (PC

Count	The school	Percent	The school has a written plan that clearly describes proce
Strongly ag	23	Strongly ag	45.1%
Agree	18	Agree	35.3%
Disagree	1	Disagree	2.0%
Strongly di:	2	Strongly di:	3.9%
I don't know	7	I don't know	13.7%

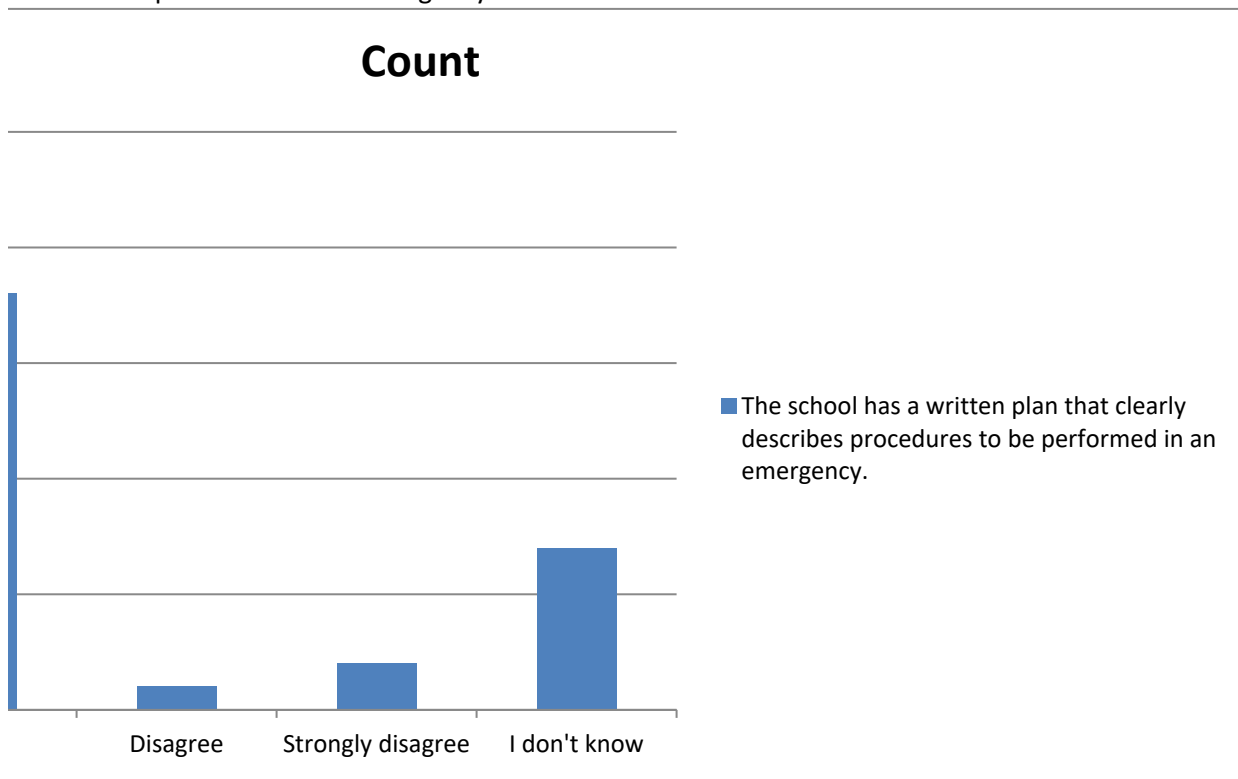




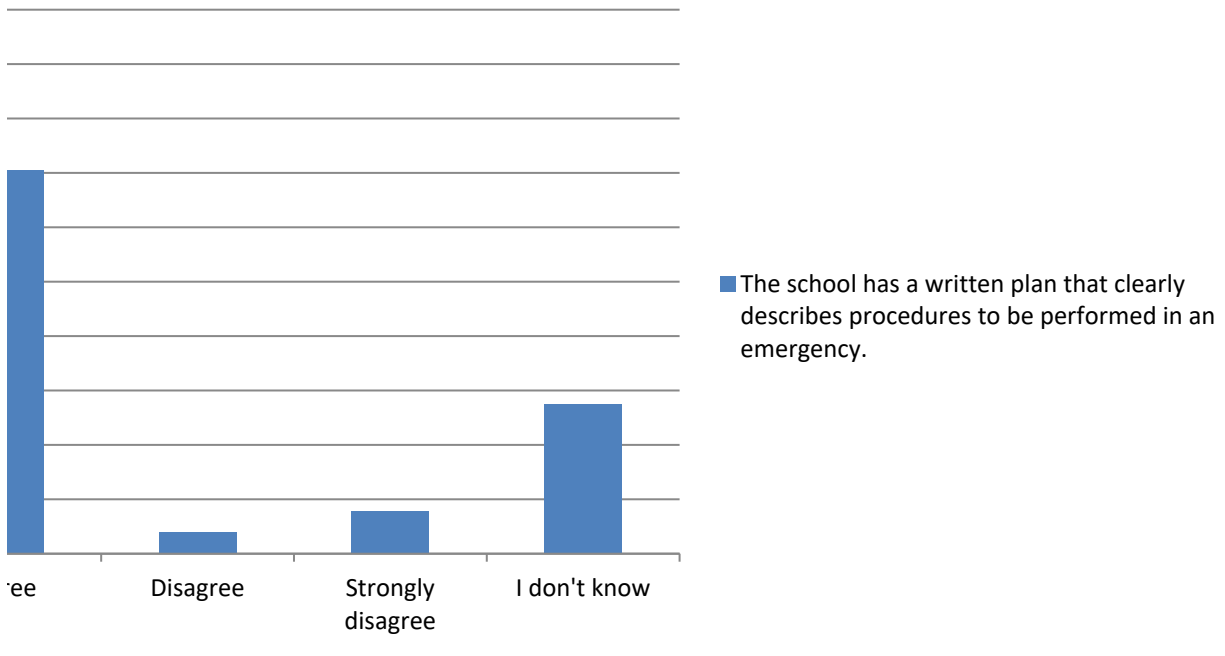
gency.

· Excel, to change the chart type.
C) or "Switch Plot" (Mac) in the chart tools

cedures to be performed in an emergency.



Percent



Summary of This school or LEA (district/charter) provides training in safety procedures to staff (e.g. lock

Categorical Summary


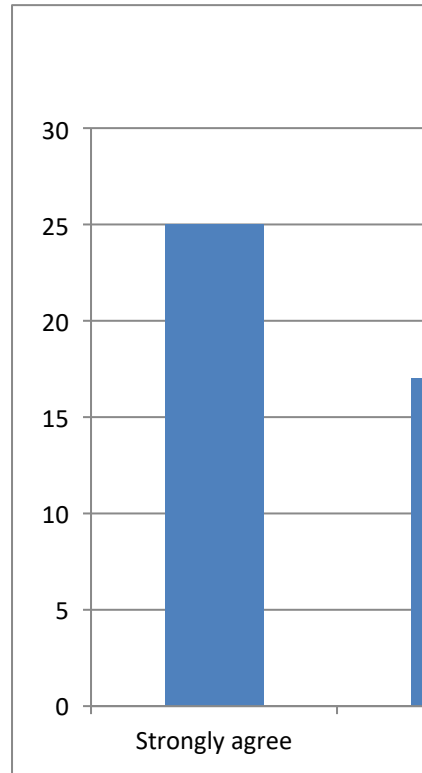
Sample Size Number of Distinct Categories

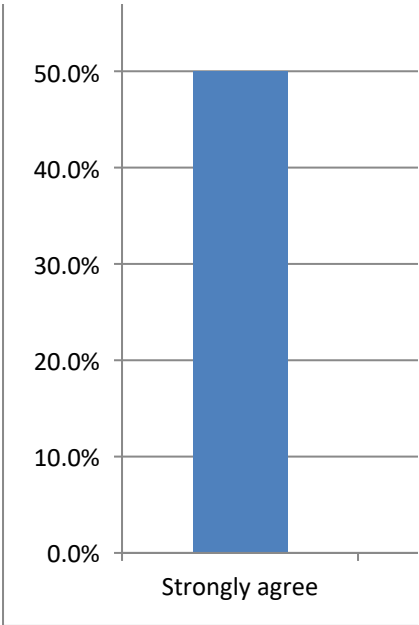
50 of 50 4

This school Count	Percent of	Confidence Interval (Percent of Data)
Strongly ag	25	50.0% 36.6% to 63.4%
Agree	17	34.0% 22.4% to 47.8%
Disagree	4	8.0% 3.2% to 18.8%
Strongly di:	4	8.0% 3.2% to 18.8%

Select a chart and choose "Clustered Column", "100% Stacked Column", or "Pie" chart in Powerpoint or To create a correct "100% Stacked Column" chart, choose the chart then click "Switch Row/Column" (PC

Count	Percent	
	This school	This school or LEA (district/charter) provides training in sa
Strongly ag	25	Strongly ag 50.0%
Agree	17	Agree 34.0%
Disagree	4	Disagree 8.0%
Strongly di:	4	Strongly di: 8.0%

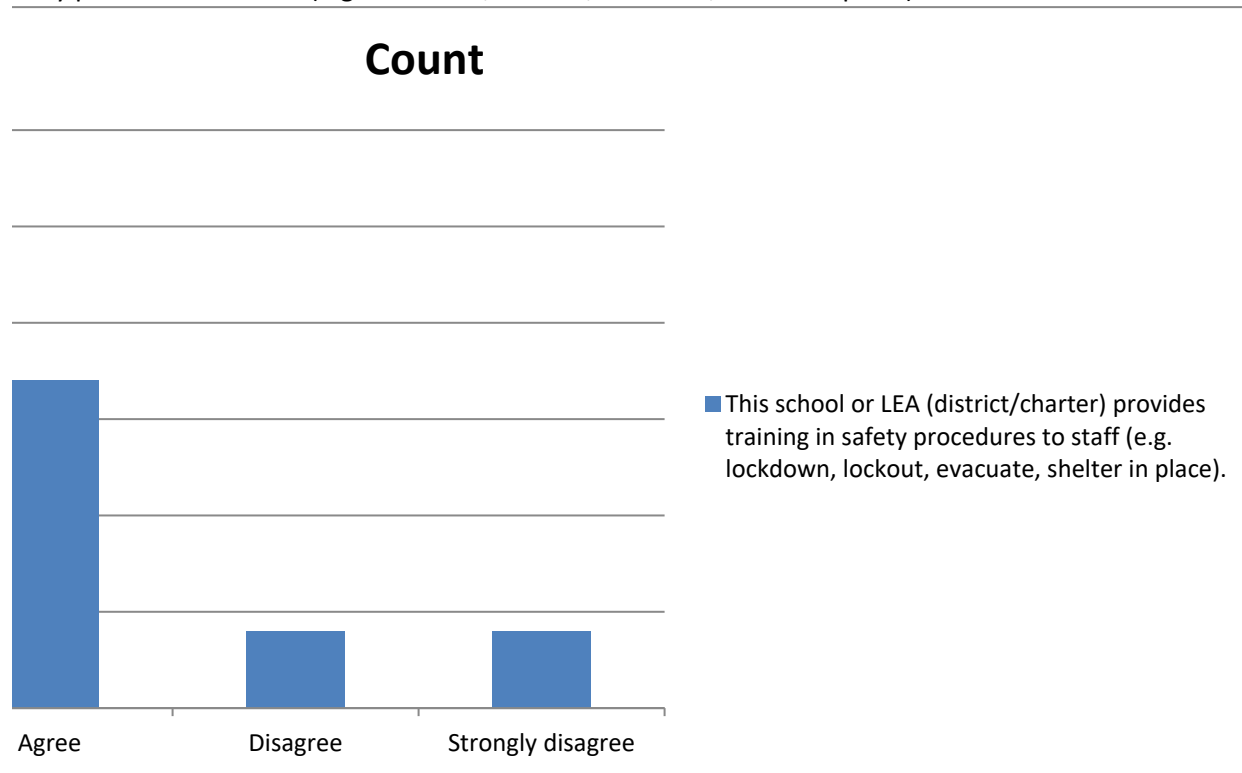


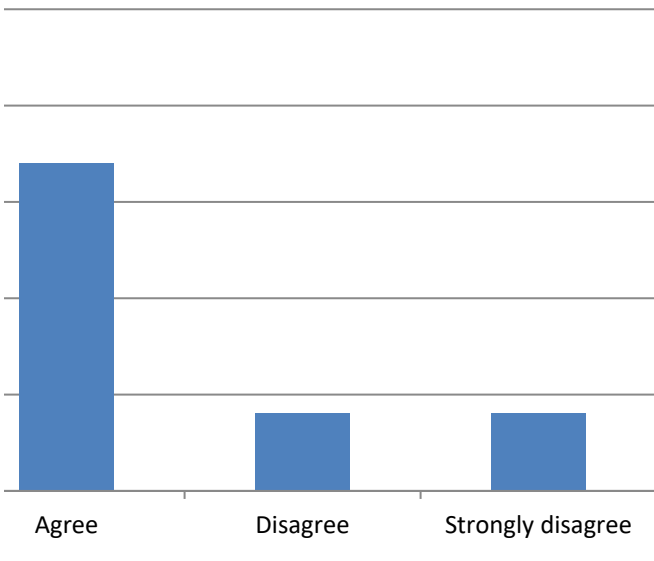


(down, lockout, evacuate, shelter in place).

Excel, to change the chart type.
C) or "Switch Plot" (Mac) in the chart tools

safety procedures to staff (e.g. lockdown, lockout, evacuate, shelter in place).





■ This school or LEA (district/charter) provides training in safety procedures to staff (e.g. lockdown, lockout, evacuate, shelter in place).

Summary of My teaching is hindered by poor heating, cooling, and/or lighting systems at this school.

Categorical Summary

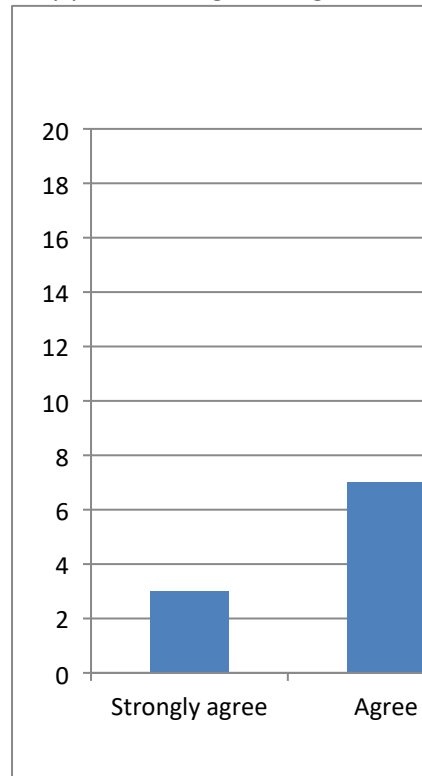
Sample Size Number of Distinct Categories

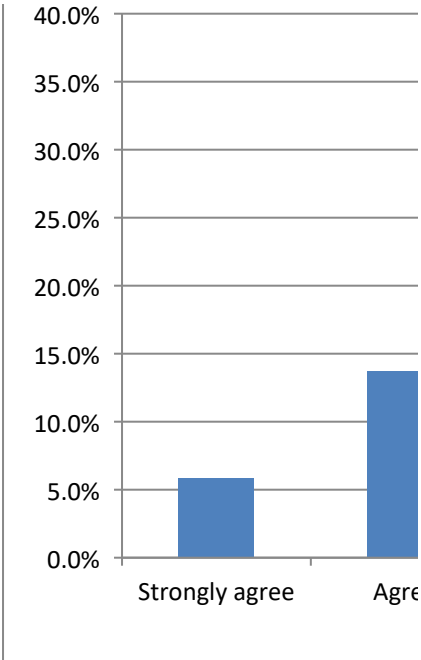
51 of 51 5

My teachin	Count	Percent of	Confidence Interval (Percent of Data)
Strongly ag	3	5.9%	2.0% to 15.9%
Agree	7	13.7%	6.8% to 25.7%
Disagree	18	35.3%	23.6% to 49.0%
Strongly di:	13	25.5%	15.5% to 38.9%
Not applica	10	19.6%	11.0% to 32.5%

Select a chart and choose "Clustered Column", "100% Stacked Column", or "Pie" chart in Powerpoint or To create a correct "100% Stacked Column" chart, choose the chart then click "Switch Row/Column" (PC

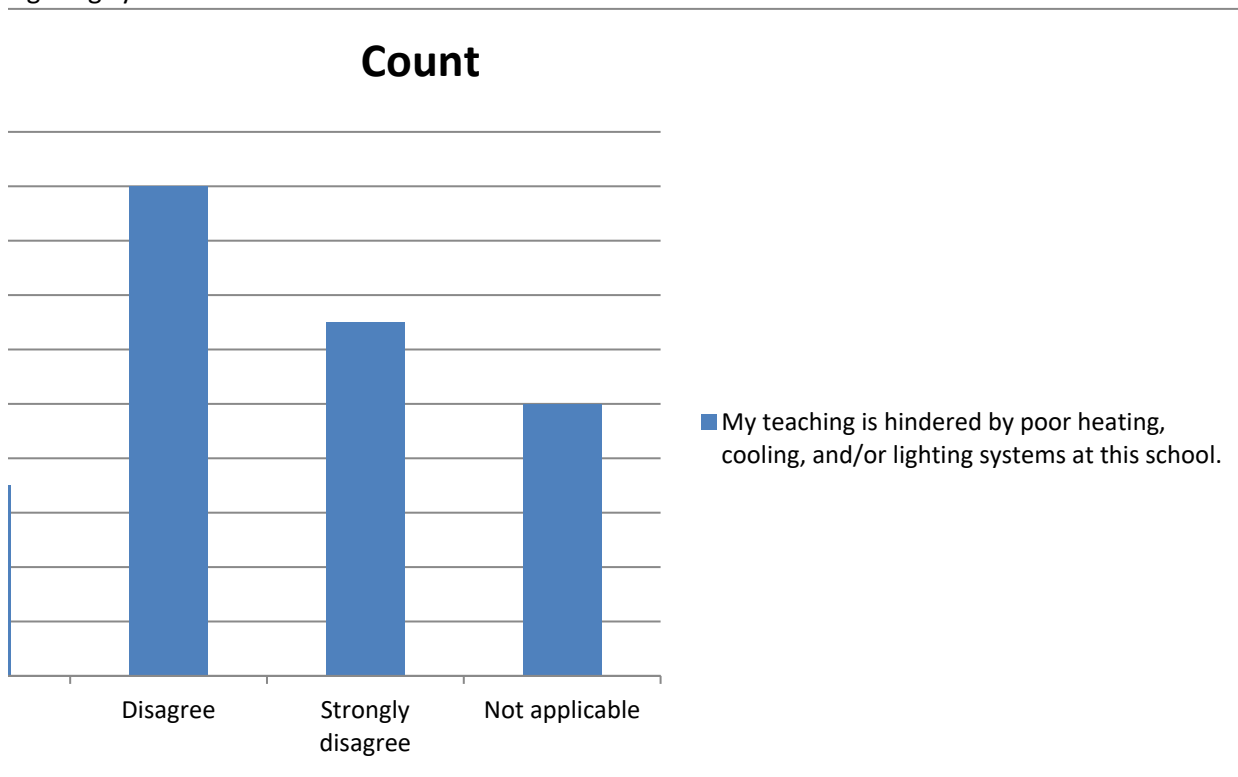
Count	My teachin	Percent	My teaching is hindered by poor heating, cooling, and/or
Strongly ag	3	Strongly ag	5.9%
Agree	7	Agree	13.7%
Disagree	18	Disagree	35.3%
Strongly di:	13	Strongly di:	25.5%
Not applica	10	Not applica	19.6%



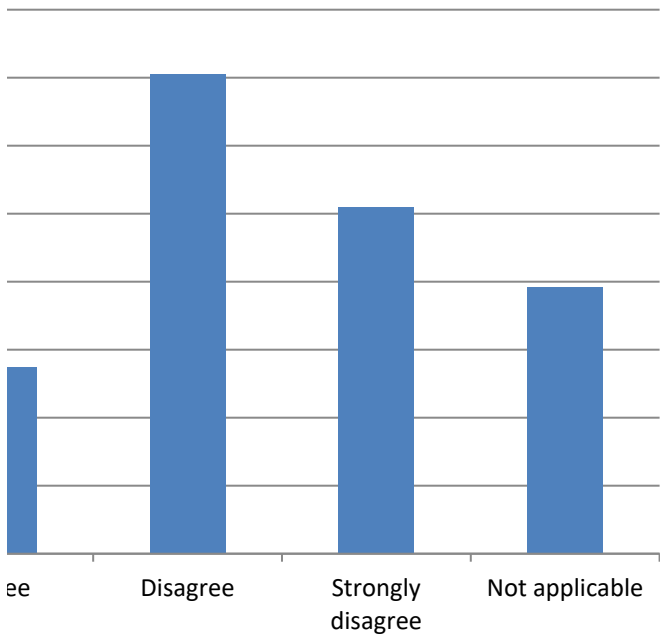


· Excel, to change the chart type.
C) or "Switch Plot" (Mac) in the chart tools

lighting systems at this school.



Percent



■ My teaching is hindered by poor heating, cooling, and/or lighting systems at this school.

Summary of School rules are applied equally to all students.

Categorical Summary

Sample Size Number of Distinct Categories

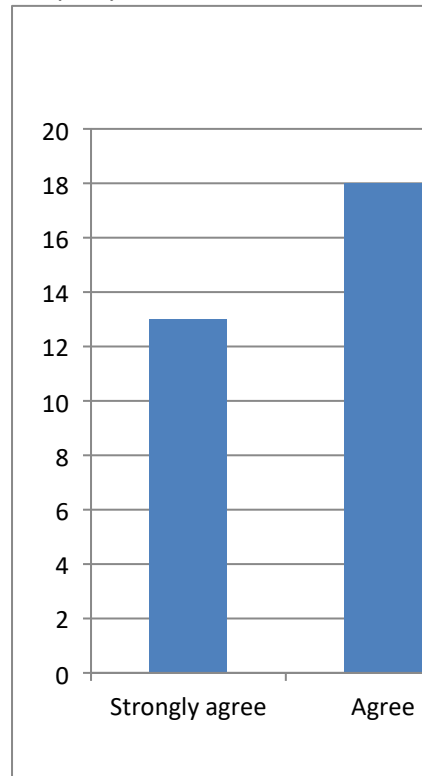
49 of 49 5

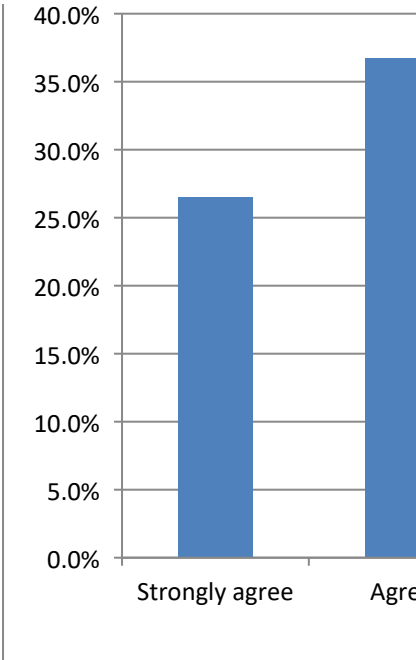
School rule	Count	Percent of	Confidence Interval (Percent of Data)
Strongly ag	13	26.5%	16.2% to 40.3%
Agree	18	36.7%	24.7% to 50.7%
Disagree	9	18.4%	10.0% to 31.4%
Strongly di:	2	4.1%	1.1% to 13.7%
I don't know	7	14.3%	7.1% to 26.7%

Select a chart and choose "Clustered Column", "100% Stacked Column", or "Pie" chart in Powerpoint or To create a correct "100% Stacked Column" chart, choose the chart then click "Switch Row/Column" (PC

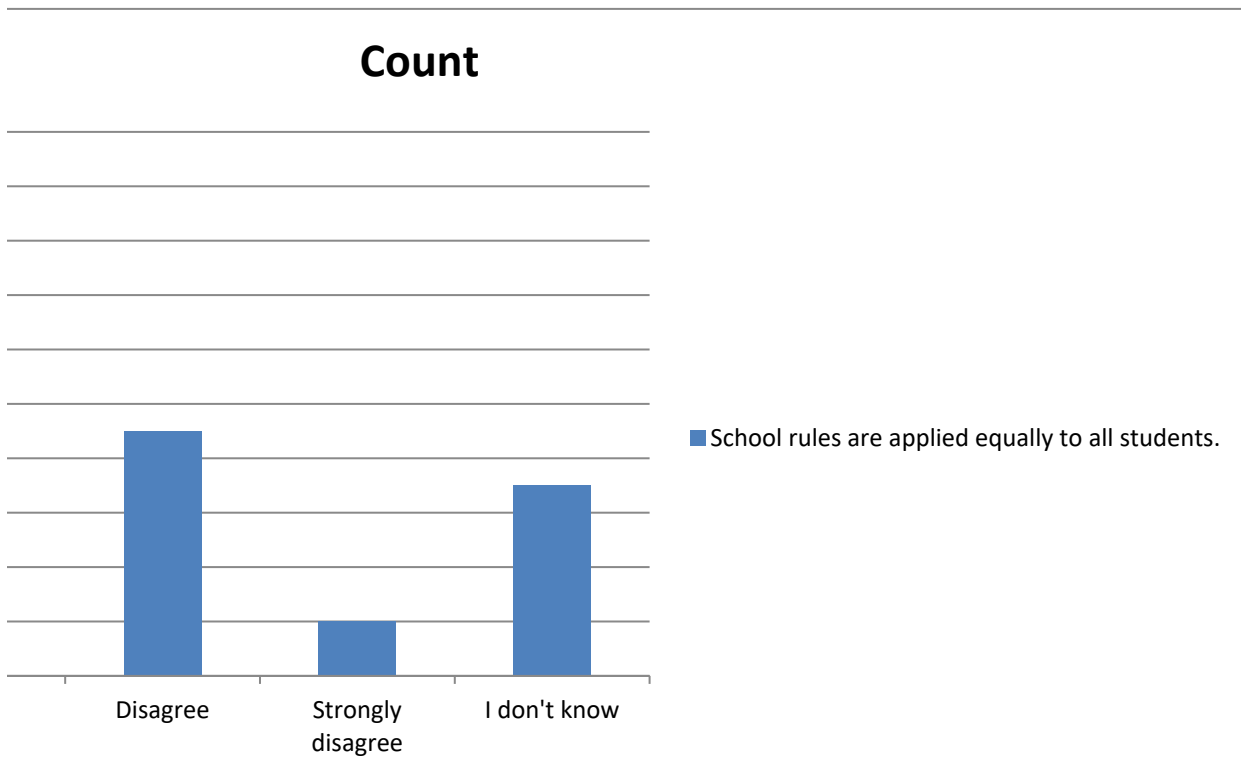
Count	School rule	Percent
13	Strongly ag	26.5%
18	Agree	36.7%
9	Disagree	18.4%
2	Strongly di:	4.1%
7	I don't know	14.3%

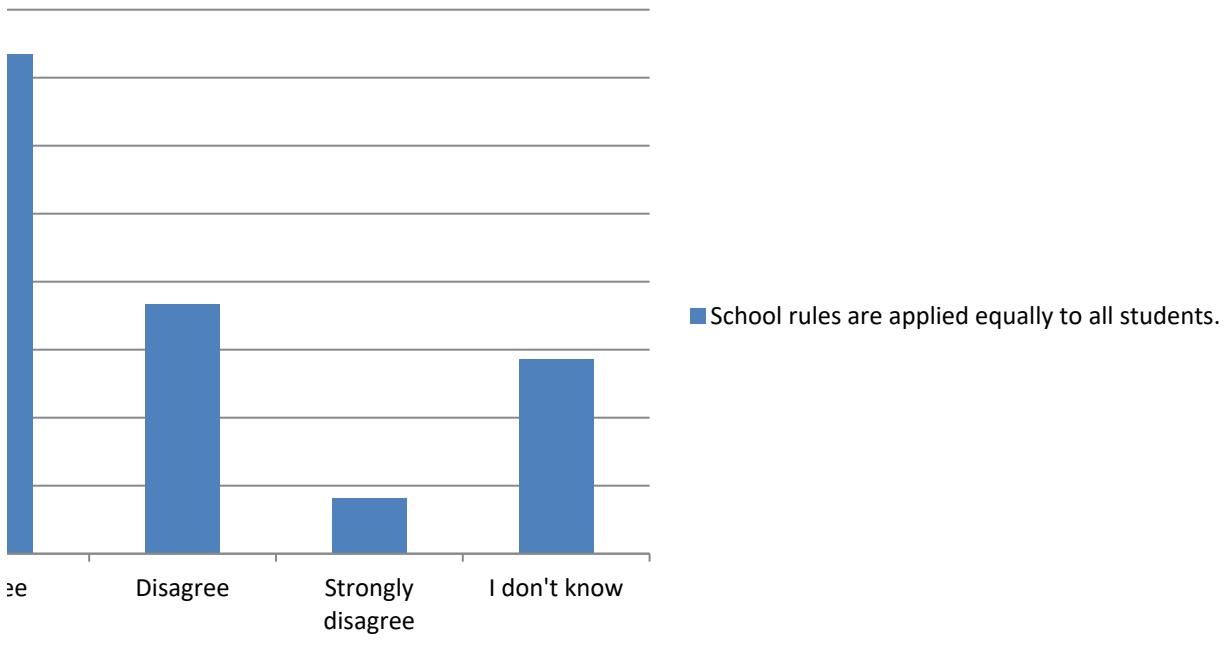
School rules are applied equally to all students.





· Excel, to change the chart type.
C) or "Switch Plot" (Mac) in the chart tools





Summary of At this school, all students are treated equally, regardless of whether their parents are rich

Categorical Summary

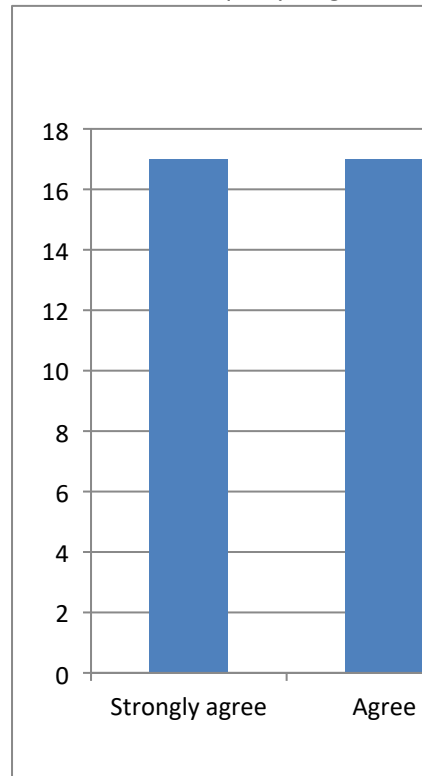
Sample Size Number of Distinct Categories

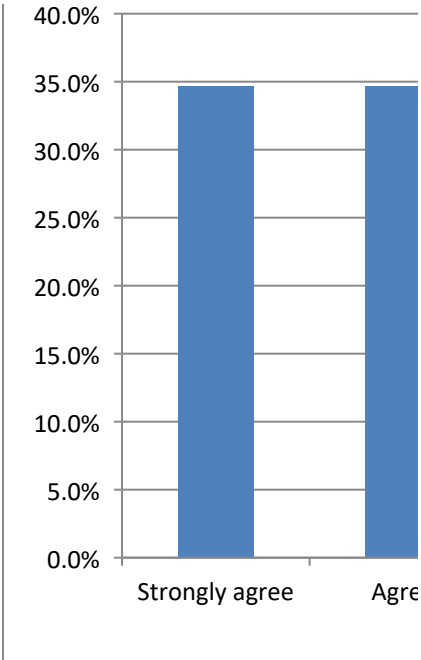
49 of 49 5

At this schc	Count	Percent of	Confidence Interval (Percent of Data)
Strongly ag	17	34.7%	22.9% to 48.7%
Agree	17	34.7%	22.9% to 48.7%
Disagree	8	16.3%	8.5% to 29.0%
Strongly di:	2	4.1%	1.1% to 13.7%
I don't kno	5	10.2%	4.4% to 21.8%

Select a chart and choose "Clustered Column", "100% Stacked Column", or "Pie" chart in Powerpoint or To create a correct "100% Stacked Column" chart, choose the chart then click "Switch Row/Column" (PC

Count	At this schc	Percent	At this school, all students are treated equally, regardless
Strongly ag	17	Strongly ag 34.7%	
Agree	17	Agree 34.7%	
Disagree	8	Disagree 16.3%	
Strongly di:	2	Strongly di: 4.1%	
I don't kno	5	I don't kno 10.2%	

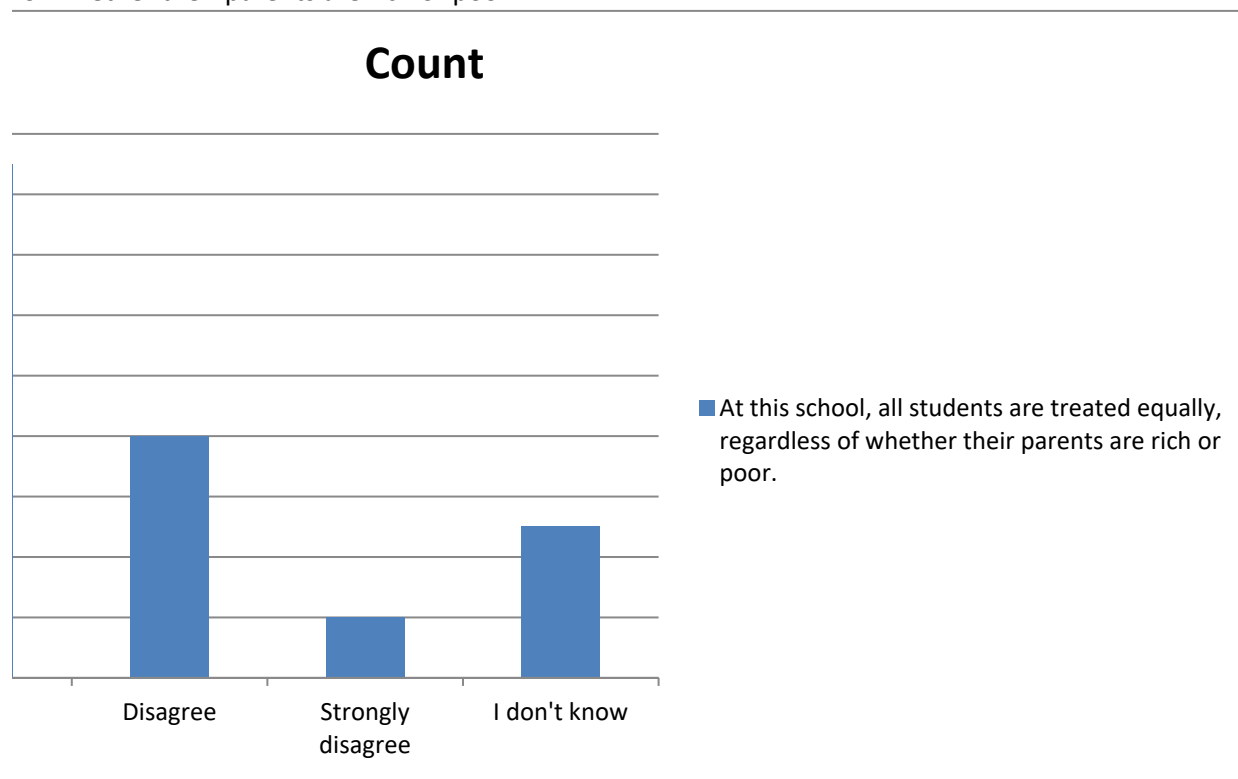


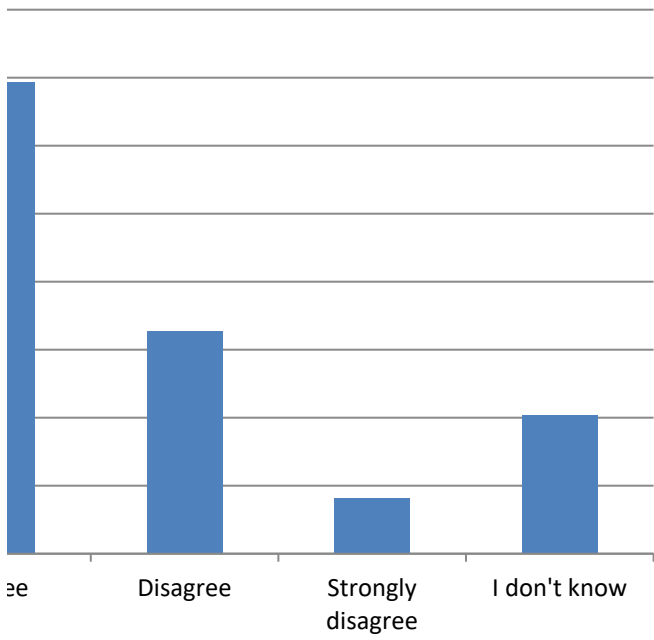


or poor.

· Excel, to change the chart type.
C) or "Switch Plot" (Mac) in the chart tools

; of whether their parents are rich or poor.





■ At this school, all students are treated equally, regardless of whether their parents are rich or poor.

Summary of My school is a safe place for students.

Categorical Summary


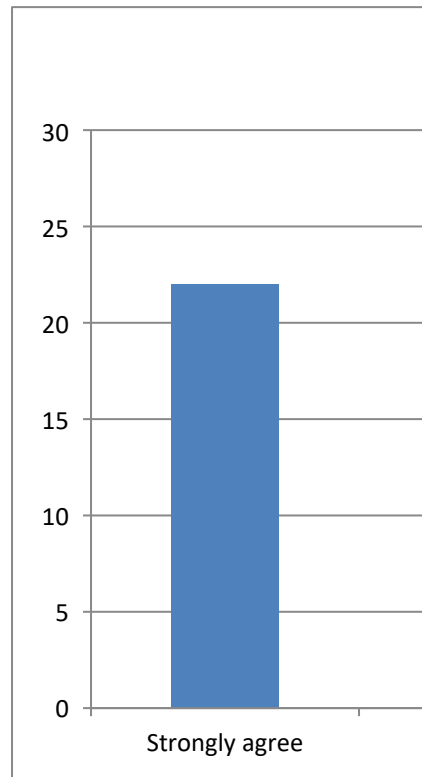
Sample Size Number of Distinct Categories

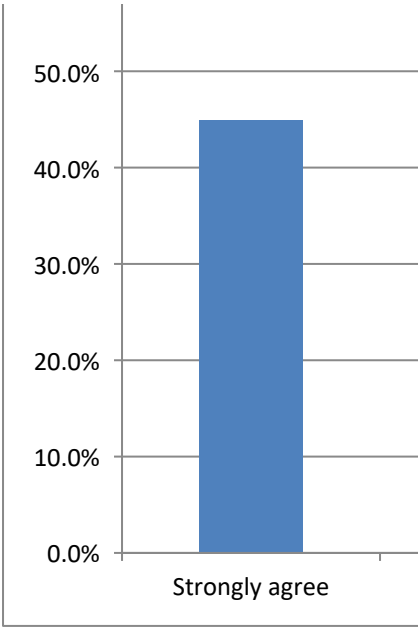
49 of 49 4

My school is	Count	Percent of	Confidence Interval (Percent of Data)
Strongly agree	22	44.9%	31.9% to 58.7%
Agree	24	49.0%	35.6% to 62.5%
Disagree	2	4.1%	1.1% to 13.7%
Strongly disagree	1	2.0%	0.4% to 10.7%


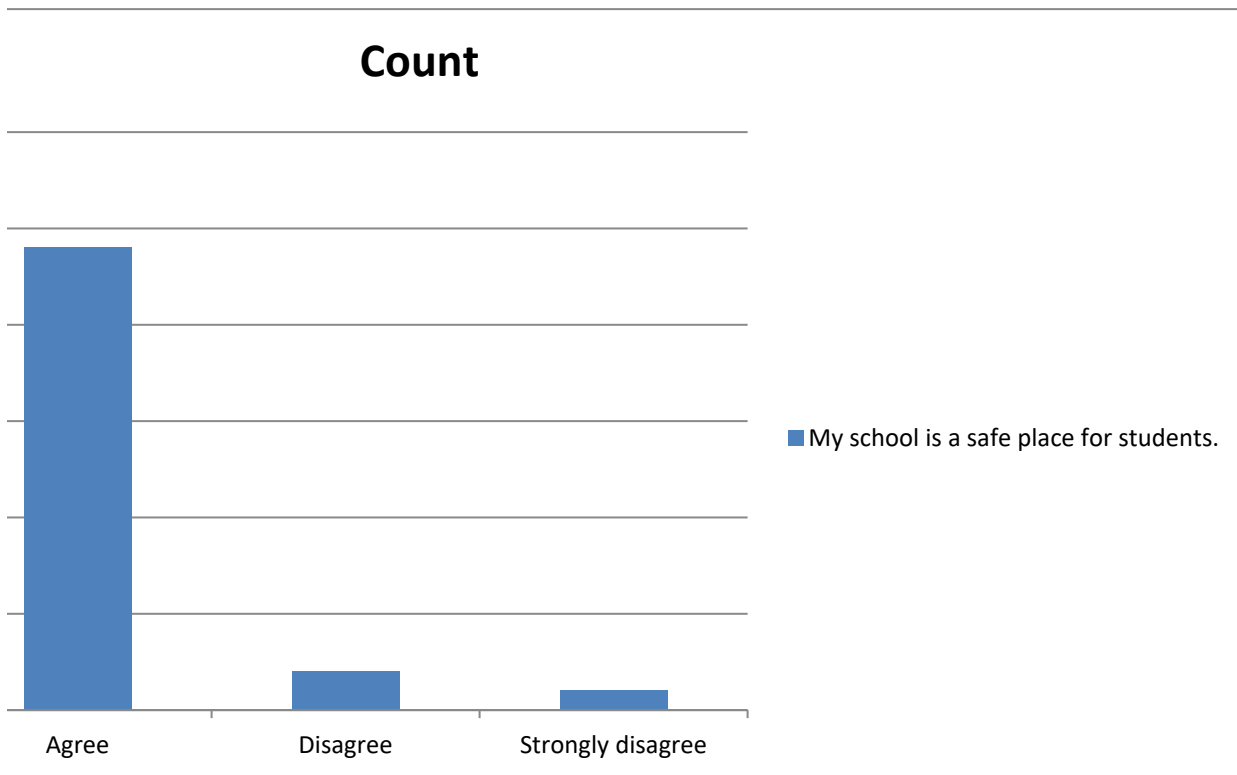
Select a chart and choose "Clustered Column", "100% Stacked Column", or "Pie" chart in Powerpoint or To create a correct "100% Stacked Column" chart, choose the chart then click "Switch Row/Column" (PC

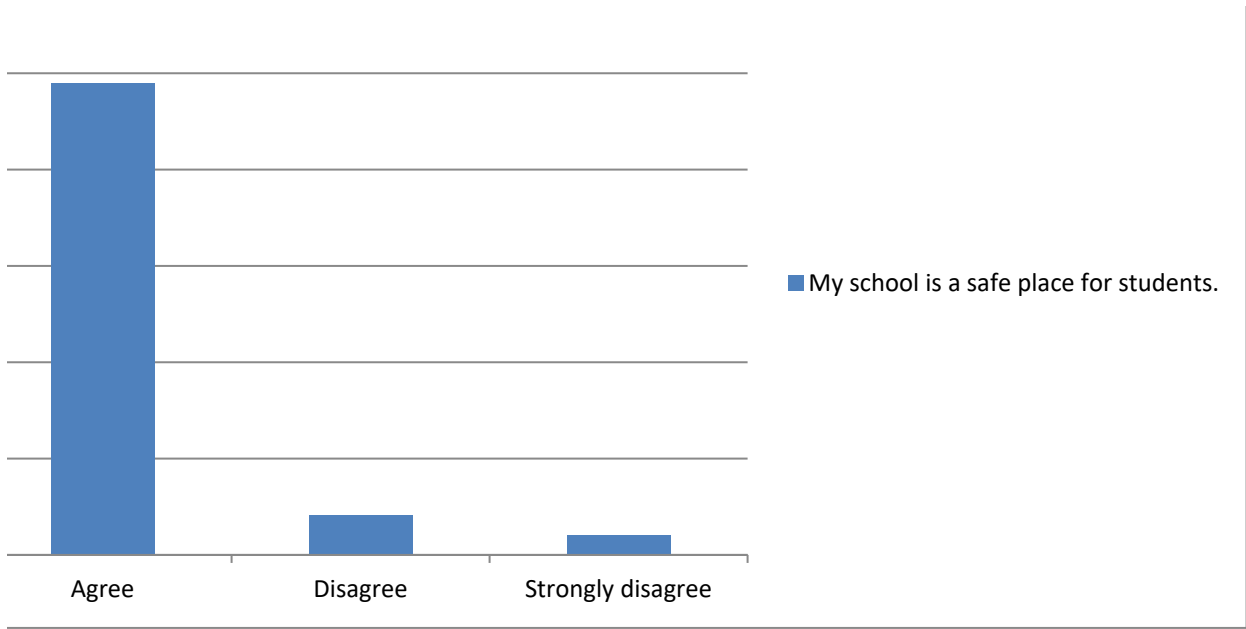
Count	My school is	Percent	My school is a safe place for students.
Strongly agree	22	Strongly agree 44.9%	
Agree	24	Agree 49.0%	
Disagree	2	Disagree 4.1%	
Strongly disagree	1	Strongly disagree 2.0%	





· Excel, to change the chart type.
C) or "Switch Plot" (Mac) in the chart tools





Summary of Students and adults listen to each other at our school.

Categorical Summary


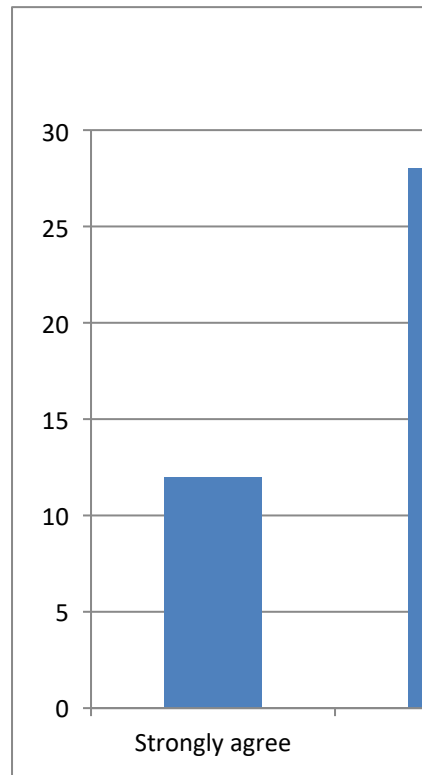
Sample Size Number of Distinct Categories

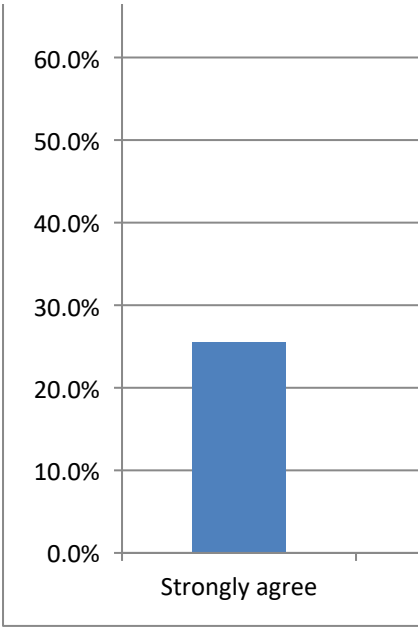
47 of 47 4

Students at	Count	Percent of	Confidence Interval (Percent of Data)
Strongly ag	12	25.5%	15.3% to 39.5%
Agree	28	59.6%	45.3% to 72.4%
Disagree	5	10.6%	4.6% to 22.6%
Strongly di:	2	4.3%	1.2% to 14.2%


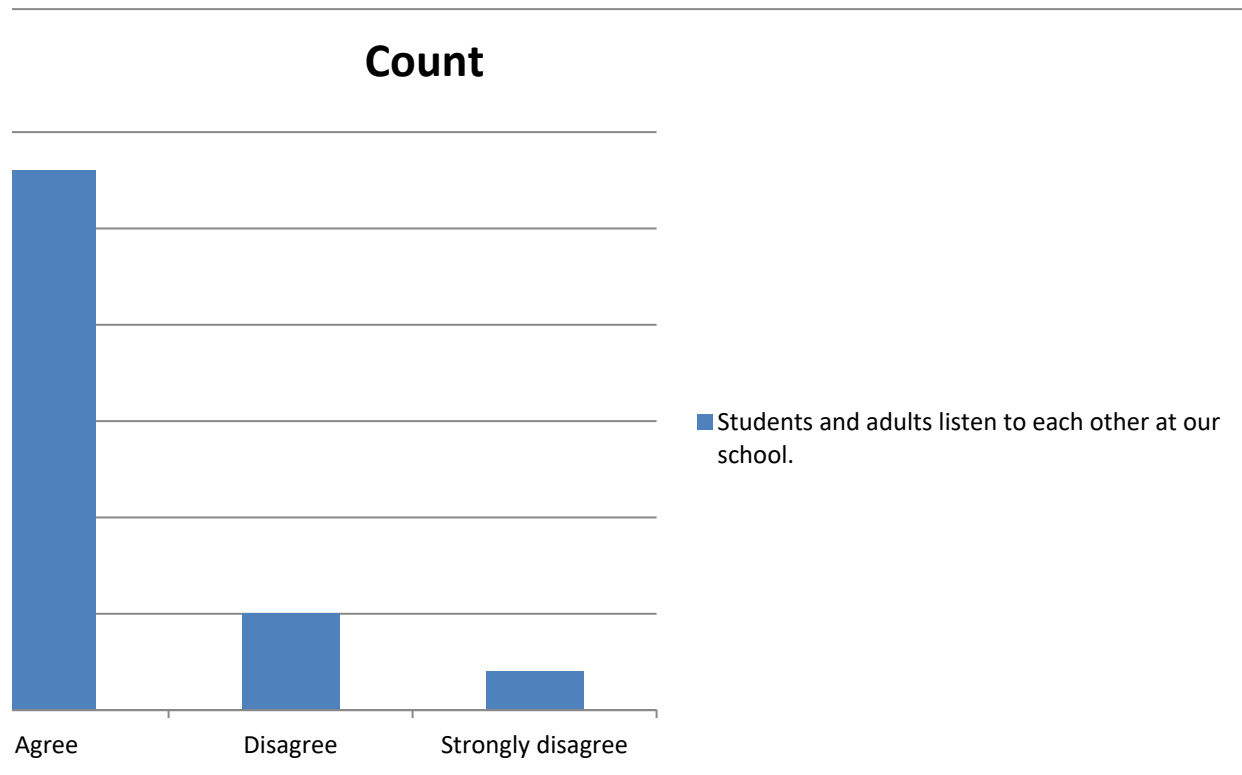
Select a chart and choose "Clustered Column", "100% Stacked Column", or "Pie" chart in Powerpoint or To create a correct "100% Stacked Column" chart, choose the chart then click "Switch Row/Column" (PC

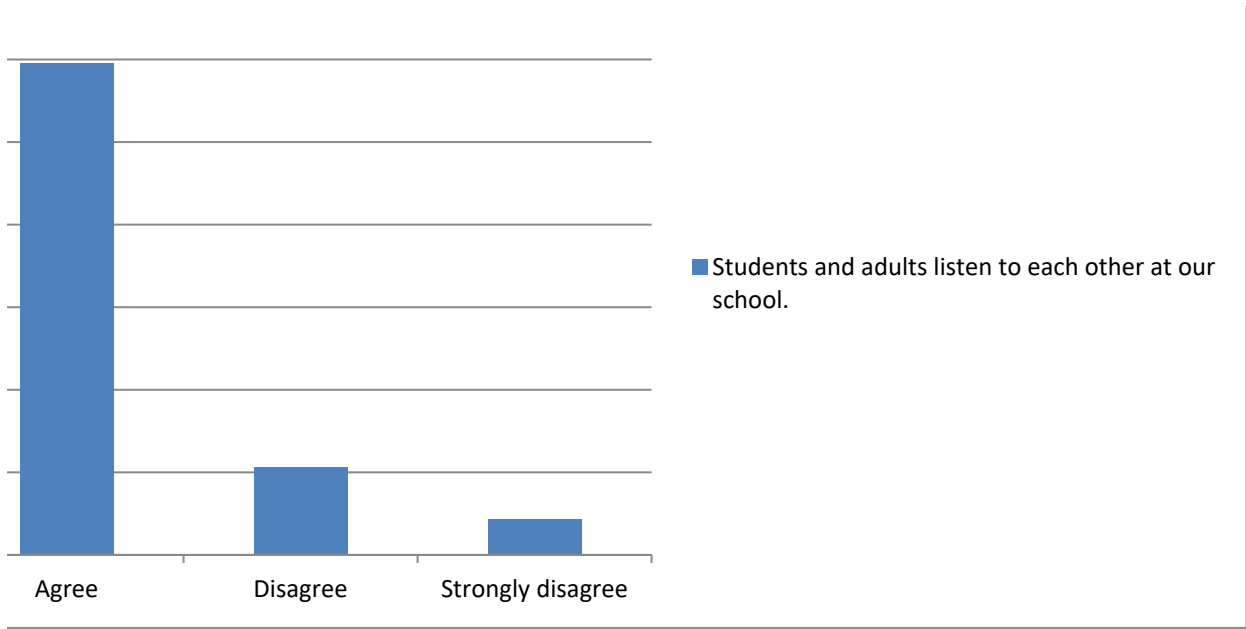
Count	Students at	Percent	Students and adults listen to each other at our school.
Strongly ag	12	Strongly ag 25.5%	
Agree	28	Agree 59.6%	
Disagree	5	Disagree 10.6%	
Strongly di:	2	Strongly di: 4.3%	





· Excel, to change the chart type.
C) or "Switch Plot" (Mac) in the chart tools





Summary of This school collaborates with community organizations to address youth concerns.

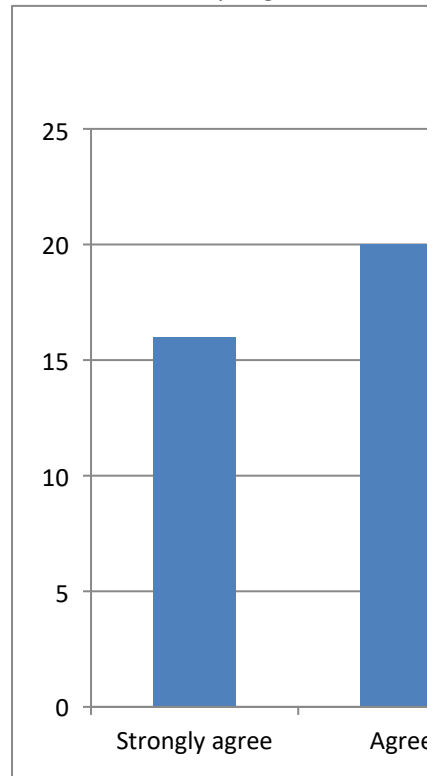
Categorical Summary

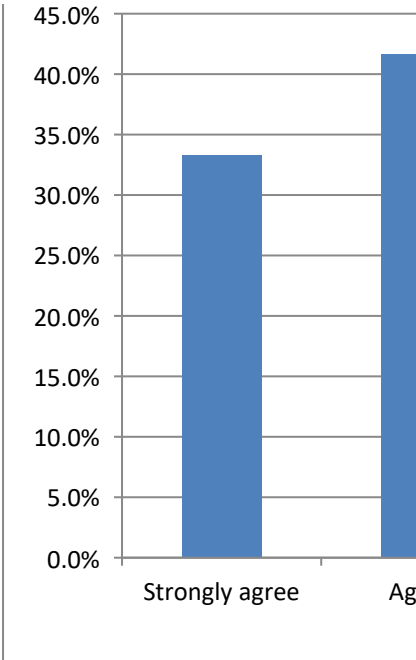
Sample Size Number of Distinct Categories
 48 of 48 5

This school	Count	Percent of	Confidence Interval (Percent of Data)
Strongly ag	16	33.3%	21.7% to 47.5%
Agree	20	41.7%	28.8% to 55.7%
Disagree	5	10.4%	4.5% to 22.2%
Strongly di:	3	6.3%	2.1% to 16.8%
I don't know	4	8.3%	3.3% to 19.6%

Select a chart and choose "Clustered Column", "100% Stacked Column", or "Pie" chart in Powerpoint or To create a correct "100% Stacked Column" chart, choose the chart then click "Switch Row/Column" (PC

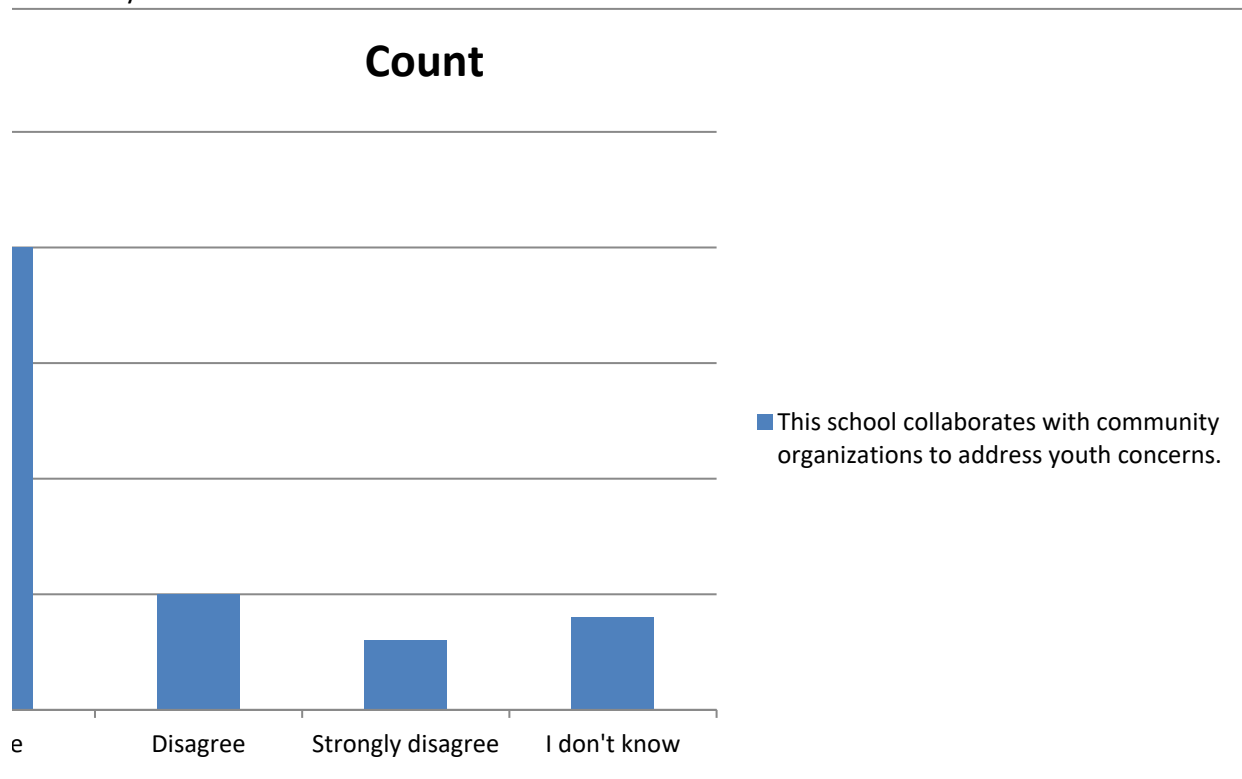
Count	This school	Percent	This school collaborates with community organizations to
Strongly ag	16	Strongly ag	33.3%
Agree	20	Agree	41.7%
Disagree	5	Disagree	10.4%
Strongly di:	3	Strongly di:	6.3%
I don't know	4	I don't know	8.3%

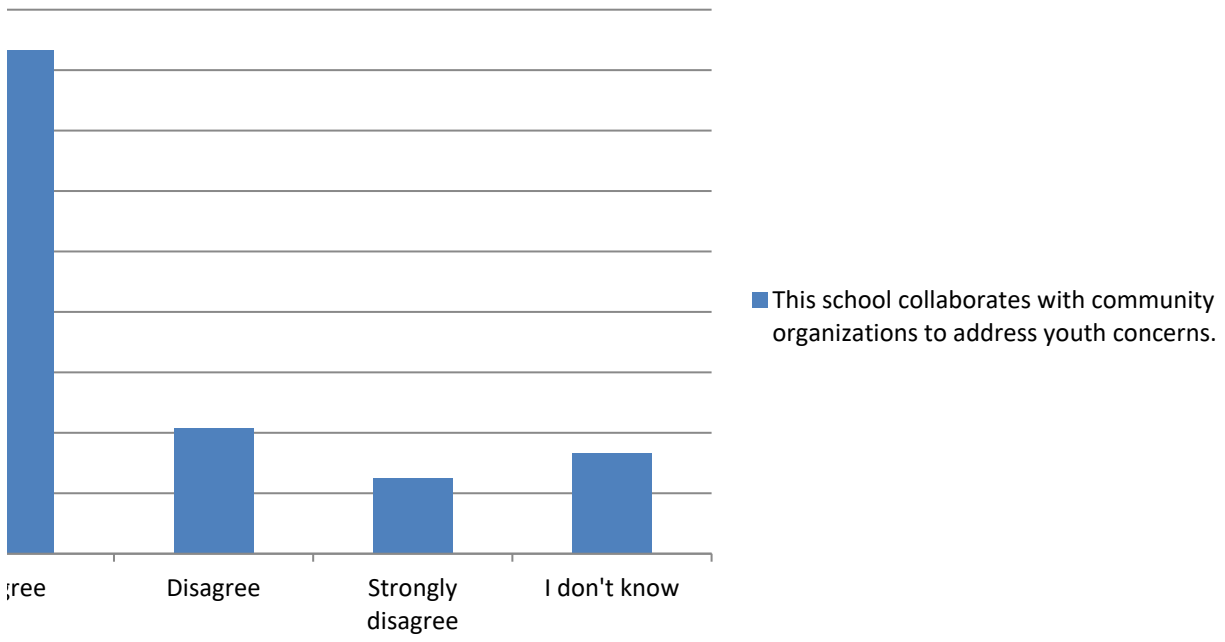




· Excel, to change the chart type.
C) or "Switch Plot" (Mac) in the chart tools

› address youth concerns.





Summary of Students learn about healthy relationships and communication at school.

Categorical Summary

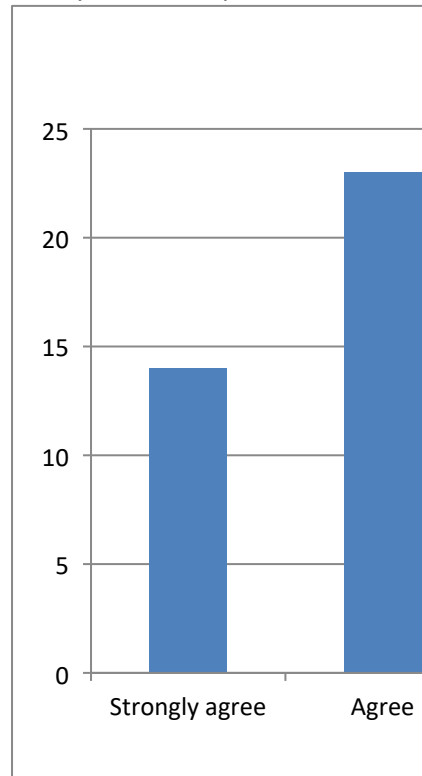
Sample Size Number of Distinct Categories

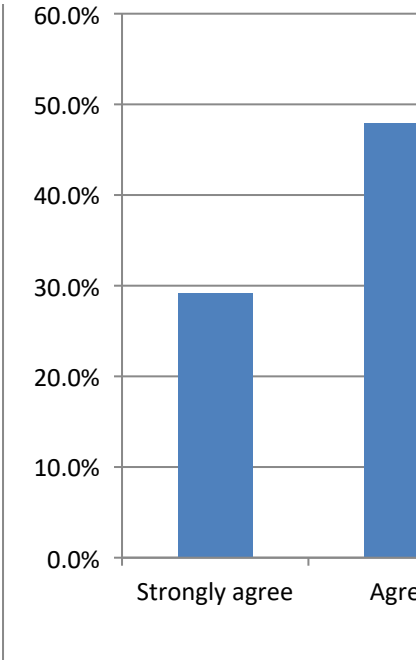
48 of 48 5

Students le Count	Percent of	Confidence Interval (Percent of Data)
Strongly ag	14	29.2% 18.2% to 43.2%
Agree	23	47.9% 34.5% to 61.7%
Disagree	5	10.4% 4.5% to 22.2%
Strongly di:	2	4.2% 1.2% to 14.0%
I don't know	4	8.3% 3.3% to 19.6%

Select a chart and choose "Clustered Column", "100% Stacked Column", or "Pie" chart in Powerpoint or To create a correct "100% Stacked Column" chart, choose the chart then click "Switch Row/Column" (PC

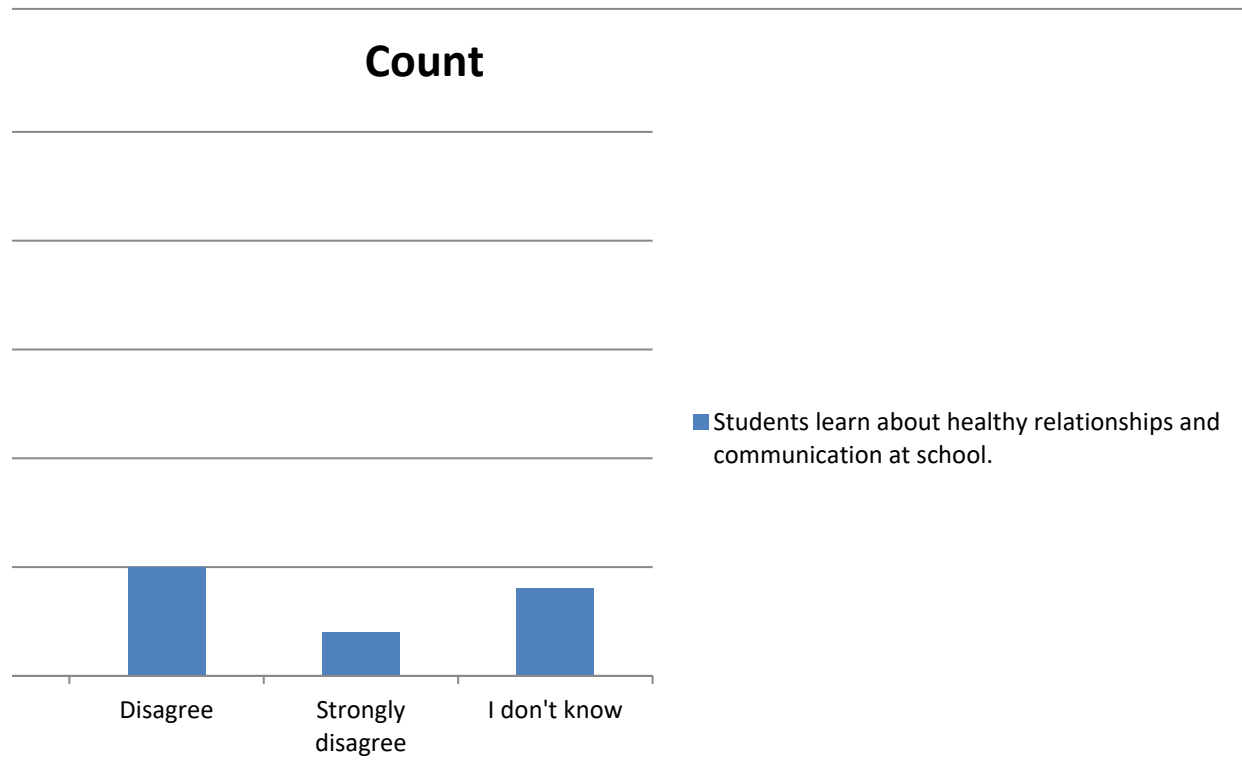
Count	Students le	Percent	Students learn about healthy relationships and communic
Strongly ag	14	Strongly ag	29.2%
Agree	23	Agree	47.9%
Disagree	5	Disagree	10.4%
Strongly di:	2	Strongly di:	4.2%
I don't know	4	I don't know	8.3%

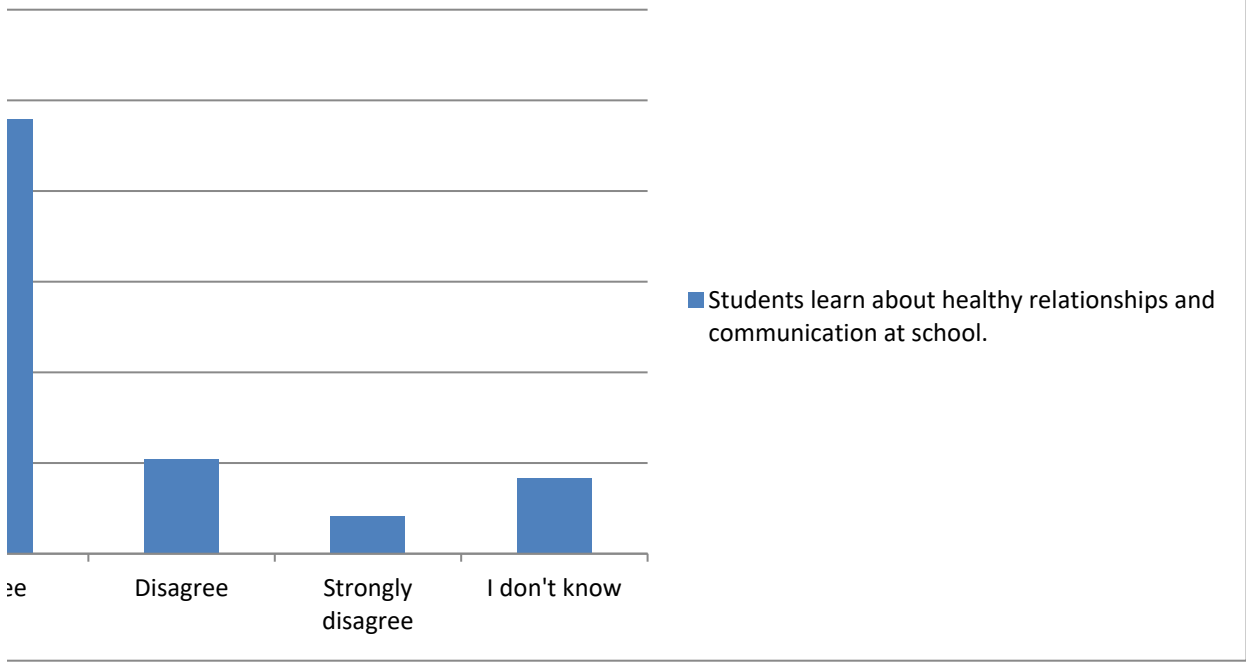




· Excel, to change the chart type.
C) or "Switch Plot" (Mac) in the chart tools

cation at school.





Summary of I have personally taught schoolwide expectations to my students in the last two months.

Categorical Summary


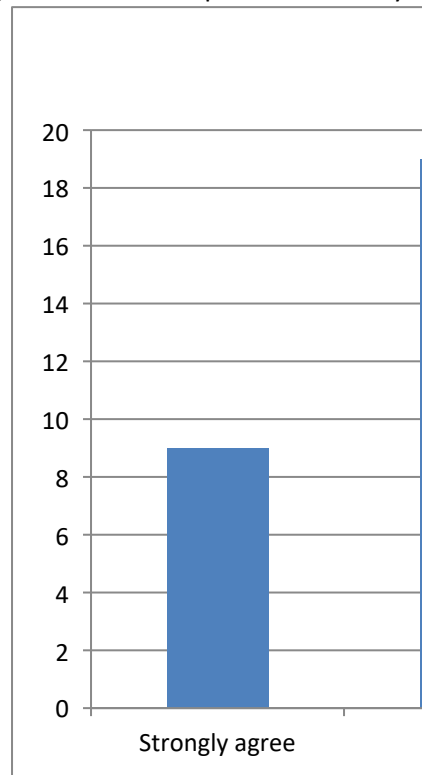
Sample Size Number of Distinct Categories

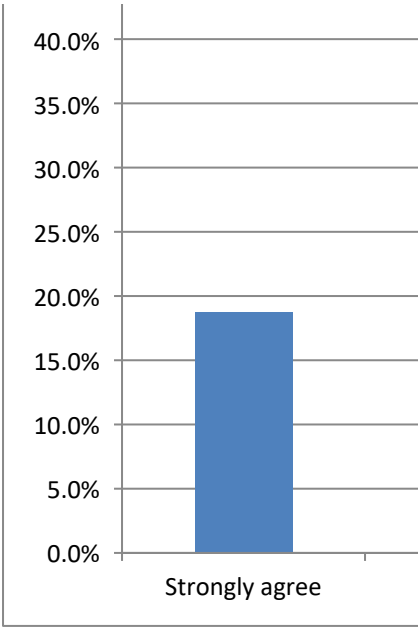
48 of 48 4

I have pers	Count	Percent	Confidence Interval (Percent of Data)
Strongly ag	9	18.8%	10.2% to 31.9%
Agree	19	39.6%	27.0% to 53.7%
Disagree	7	14.6%	7.2% to 27.2%
Not applica	13	27.1%	16.6% to 41.0%

Select a chart and choose "Clustered Column", "100% Stacked Column", or "Pie" chart in Powerpoint or To create a correct "100% Stacked Column" chart, choose the chart then click "Switch Row/Column" (PC


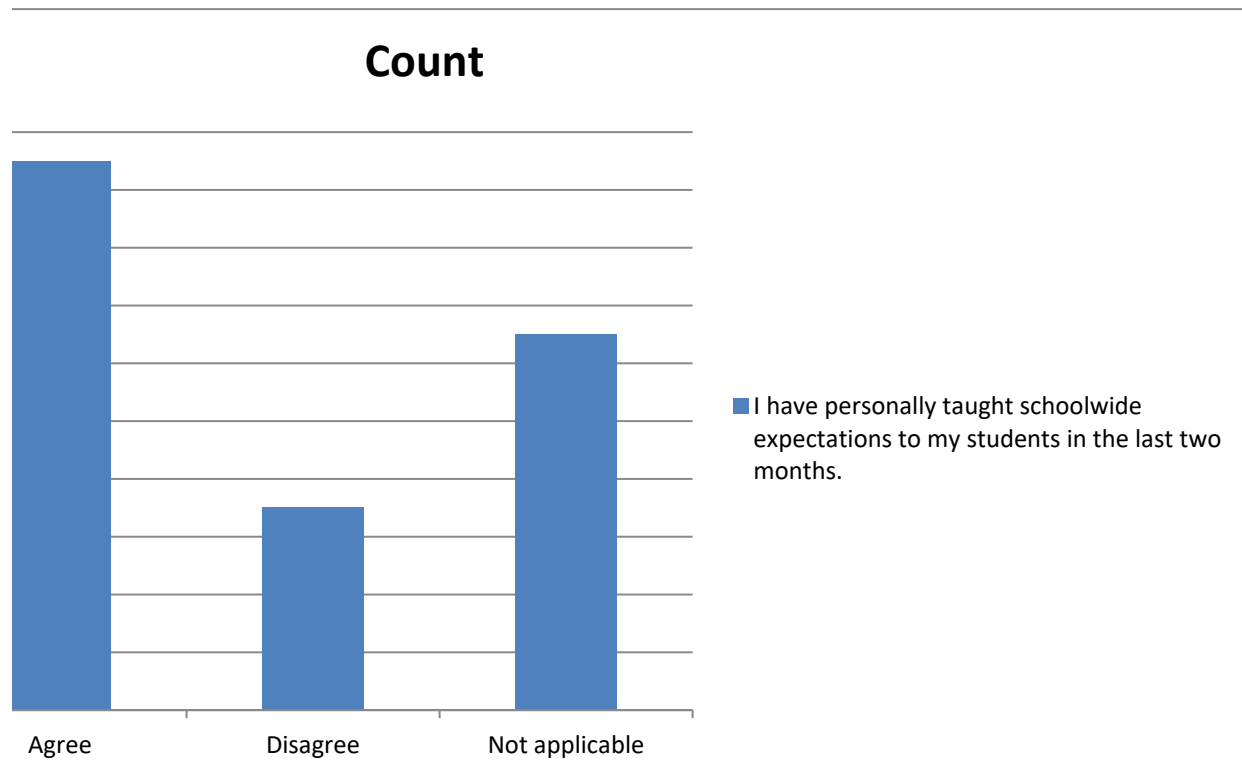
Count	I have pers	Percent	I have personally taught schoolwide expectations to my s
Strongly ag	9	Strongly ag 18.8%	
Agree	19	Agree 39.6%	
Disagree	7	Disagree 14.6%	
Not applica	13	Not applica 27.1%	

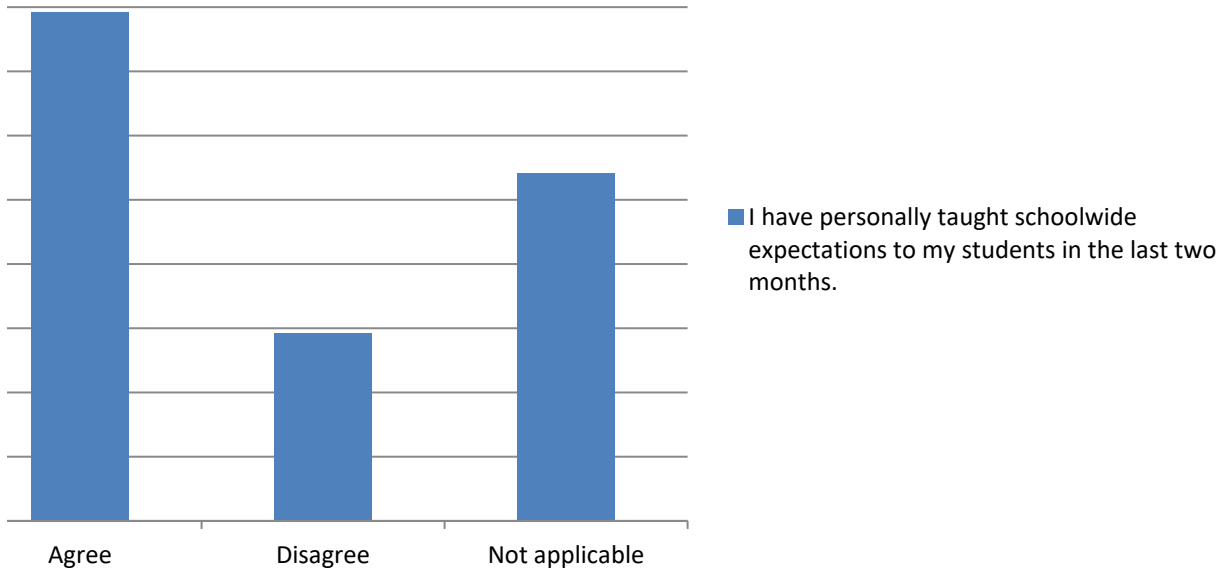




· Excel, to change the chart type.
C) or "Switch Plot" (Mac) in the chart tools

tudents in the last two months.





Summary of I have heard this type of language from students at my school:

Variable	Count	Average	Median
Sexual lang	48	1.33	1.0
Racist lang	47	1.43	1.0
Threatenin	48	1.48	1.0
Swearing	48	1.73	2.0
Gossip	48	1.75	2.0
Put-downs	48	1.75	2.0
Total	287	1.58	2.0



Select a chart and choose "Clustered Column", "100% Stacked Column", or "Pie" chart in Powerpoint or

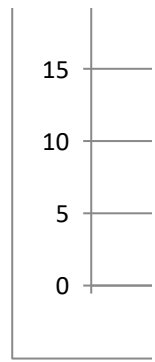
Col %

	Gossip	Put-downs	Racist lang	Sexual lang	Swearing	Threatening language
Yes	75.0%	75.0%	42.6%	33.3%	72.9%	47.9%
No	25.0%	25.0%	57.4%	66.7%	27.1%	52.1%

Count

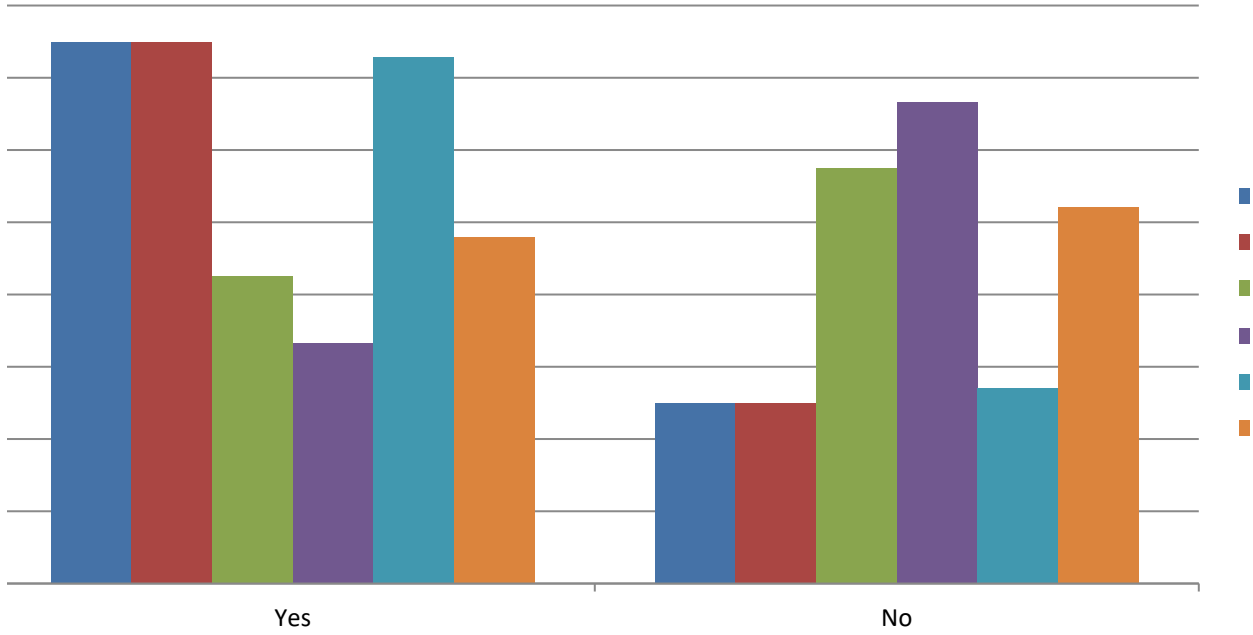
	Gossip	Put-downs	Racist lang	Sexual lang	Swearing	Threatening language
Yes	36	36	20	16	35	23
No	12	12	27	32	13	25



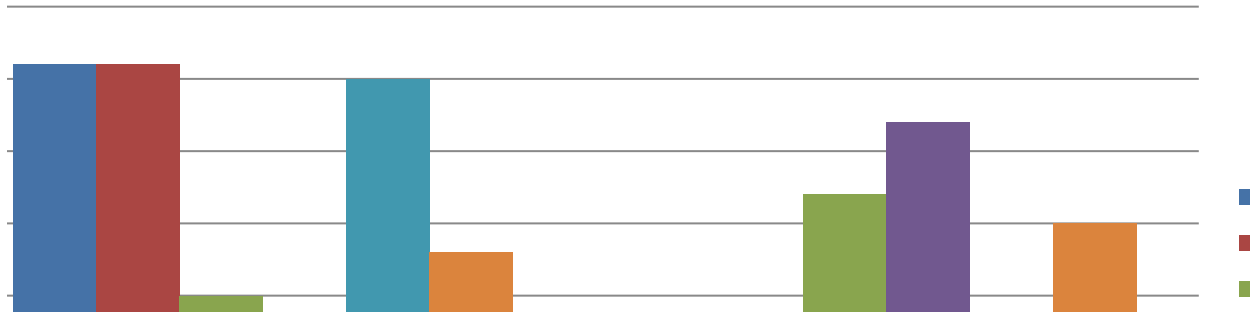


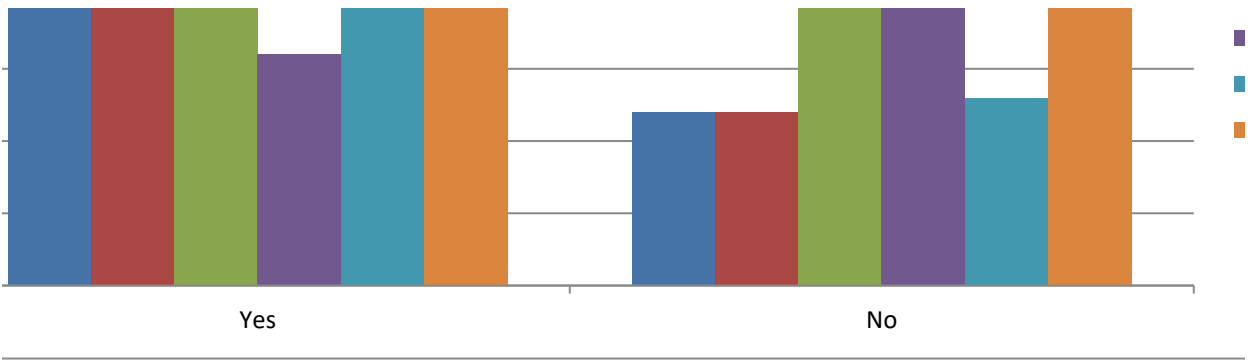
· Excel, to change the chart type.

Col %



Count





- Gossip
- Put-downs
- Racist language
- Sexual language
- Swearing
- Threatening language

- Gossip
- Put-downs
- Racist language

- Sexual language
- Swearing
- Threatening language

Summary of I have heard this type of language from staff at my school:

Variable	Count	Average	Median
Racist lang	48	1.06	1.0
Sexual lang	48	1.06	1.0
Threatenin	48	1.06	1.0
Swearing	48	1.33	1.0
Put-downs	48	1.38	1.0
Gossip	48	1.65	2.0
Total	288	1.26	1.0



Select a chart and choose "Clustered Column", "100% Stacked Column", or "Pie" chart in Powerpoint or

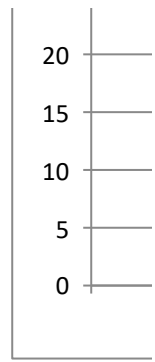
Col %

	Gossip	Put-downs	Racist lang	Sexual lang	Swearing	Threatening language
Yes	64.6%	37.5%	6.3%	6.3%	33.3%	6.3%
No	35.4%	62.5%	93.8%	93.8%	66.7%	93.8%

Count

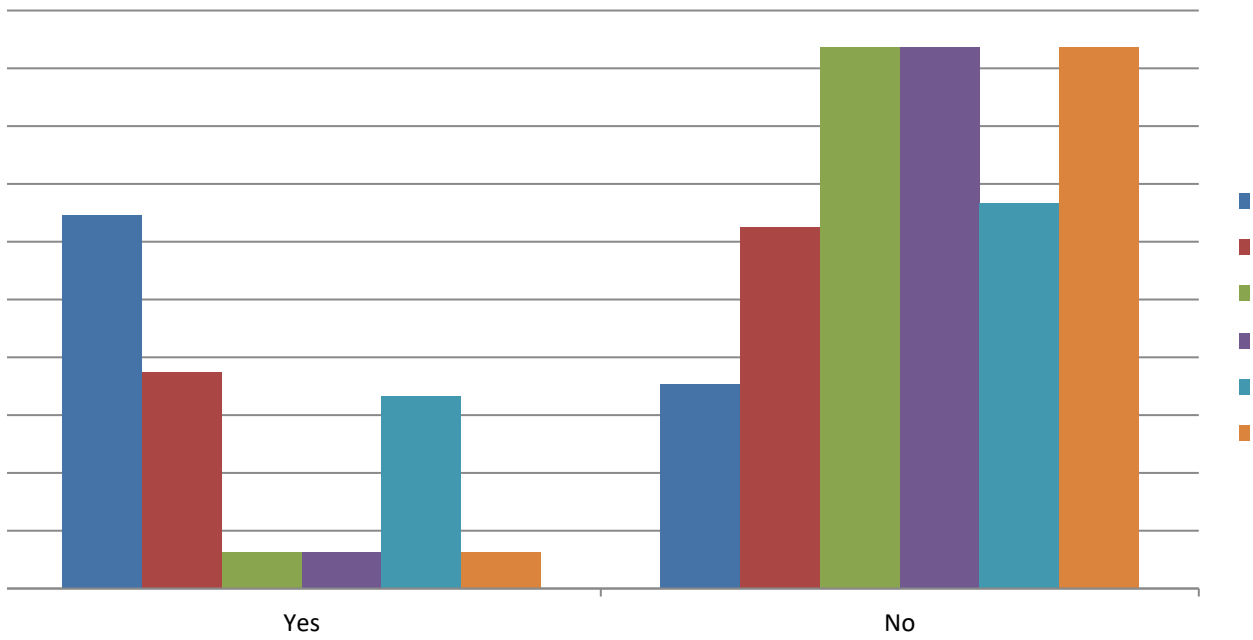
	Gossip	Put-downs	Racist lang	Sexual lang	Swearing	Threatening language
Yes	31	18	3	3	16	3
No	17	30	45	45	32	45



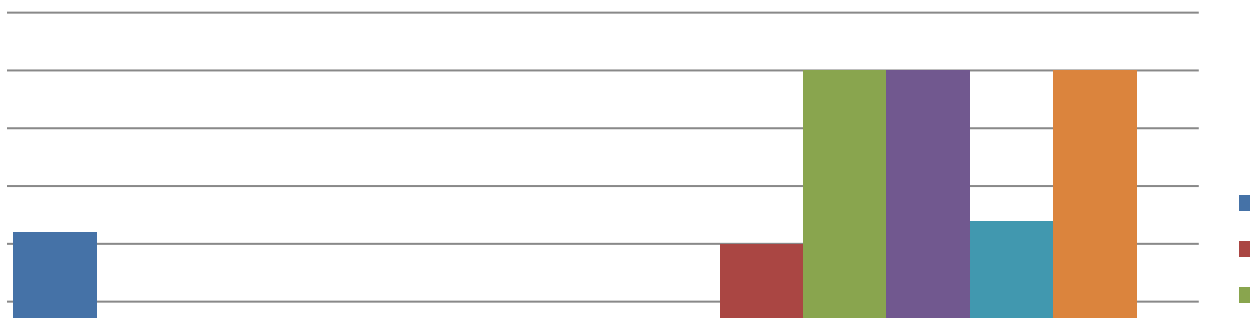


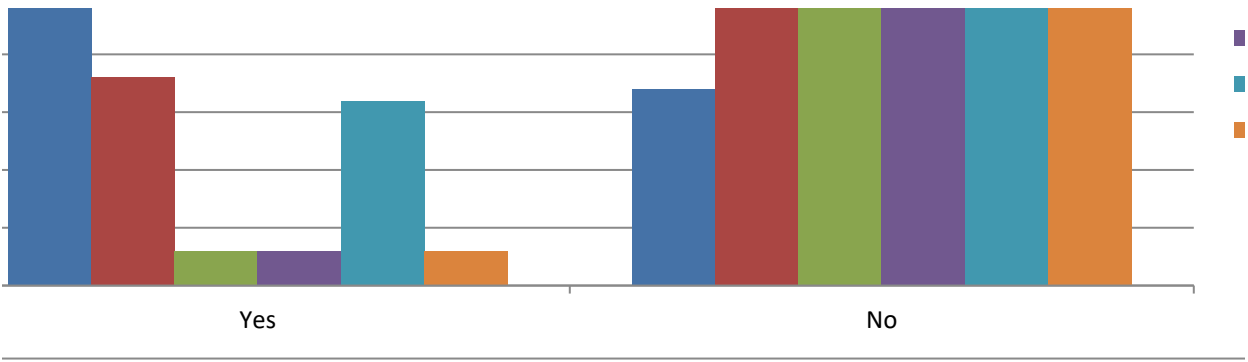
· Excel, to change the chart type.

Col %



Count





- Gossip
- Put-downs
- Racist language
- Sexual language
- Swearing
- Threatening language

- Gossip
- Put-downs
- Racist language

- Sexual language
- Swearing
- Threatening language

Summary of Staff at this school stop bullying when they see it.

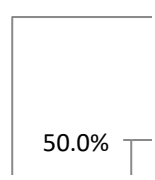
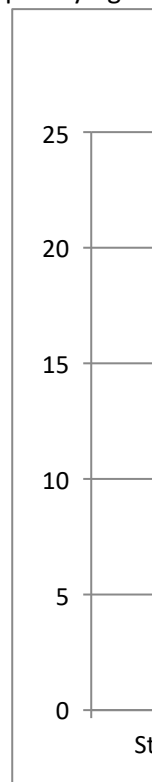
Categorical Summary


Sample Size: 45 of 45
 Average: 3.266667
 Median: 3
 Number of Distinct Categories: 4

Recode	Staff at this	Count	Percent of	Confidence Interval (Percent of Data)
4	Strongly ag	19	42.2%	29.0% to 56.7%
3	Agree	20	44.4%	30.9% to 58.8%
2	Disagree	5	11.1%	4.8% to 23.5%
1	Strongly di:	1	2.2%	0.4% to 11.6%

Select a chart and choose "Clustered Column", "100% Stacked Column", or "Pie" chart in Powerpoint or To create a correct "100% Stacked Column" chart, choose the chart then click "Switch Row/Column" (PC

Recode	Count	Staff at this	Percent	Staff at this school stop bullying w/
4	Strongly ag	19	Strongly ag	42.2%
3	Agree	20	Agree	44.4%
2	Disagree	5	Disagree	11.1%
1	Strongly di:	1	Strongly di:	2.2%

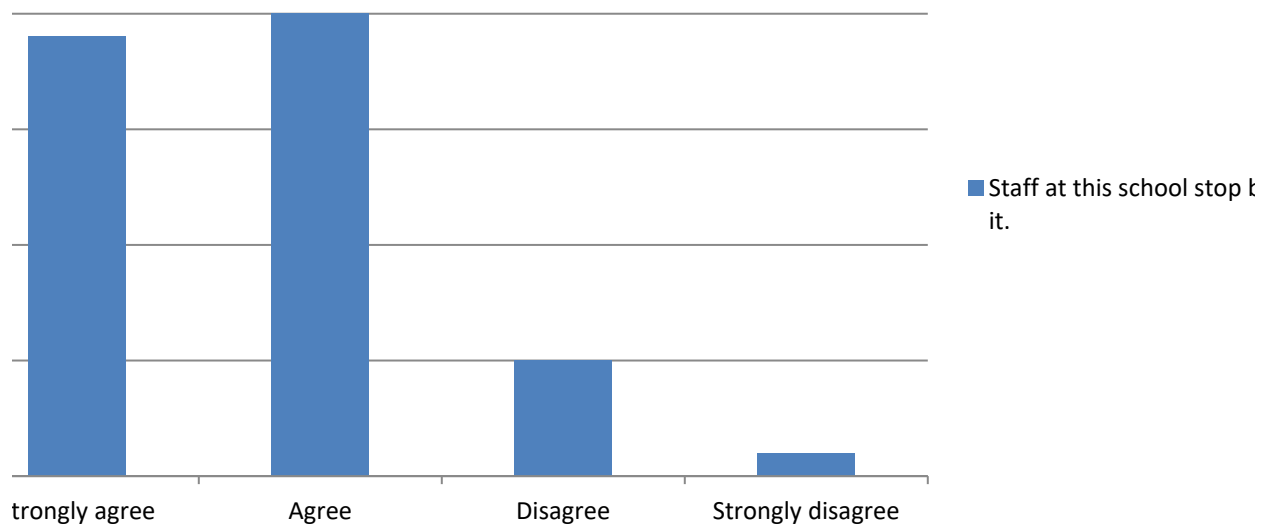




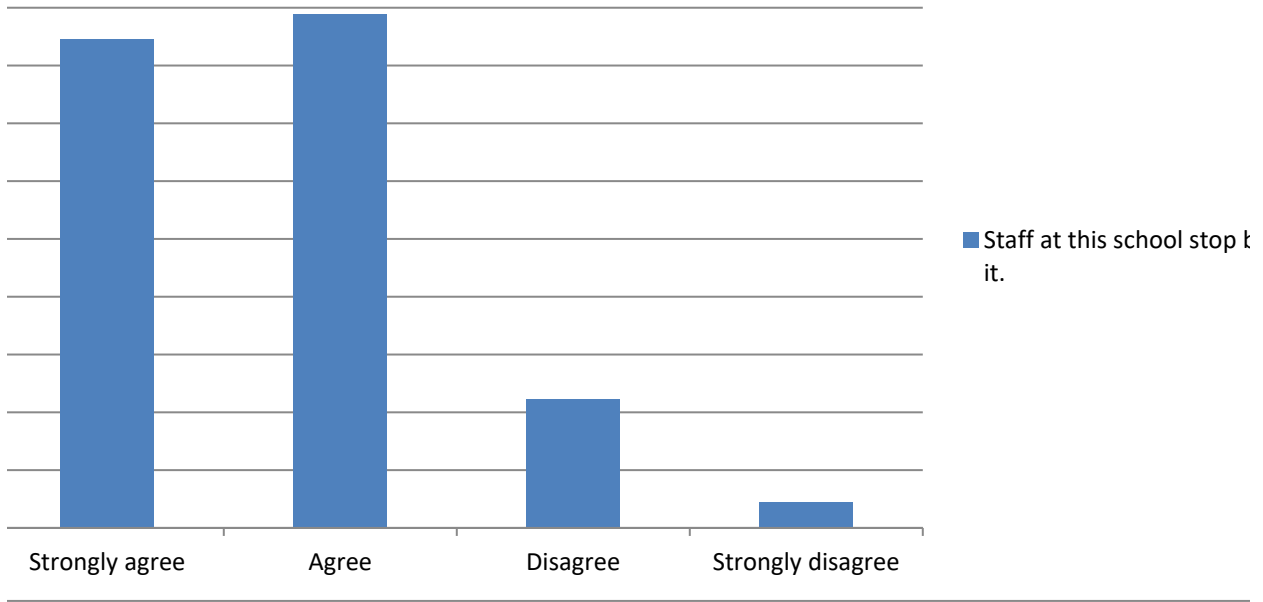
· Excel, to change the chart type.
C) or "Switch Plot" (Mac) in the chart tools

hen they see it.

Count



Percent



bullying when they see

bullying when they see

Summary of The school has a clearly defined procedure for reporting acts of bullying/ cyberbullying.

Categorical Summary

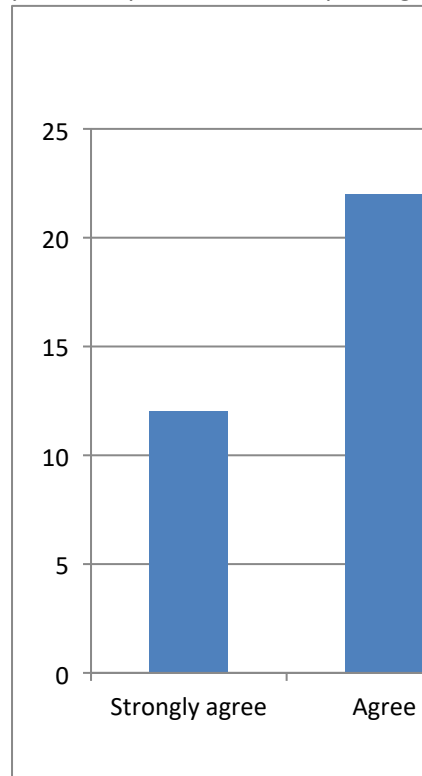
Sample Size Number of Distinct Categories

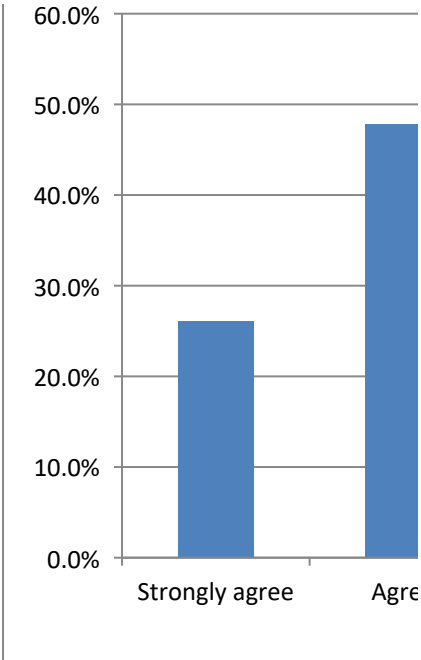
46 of 46 5

The school	Count	Percent	Confidence Interval (Percent of Data)
Strongly ag	12	26.1%	15.6% to 40.3%
Agree	22	47.8%	34.1% to 61.9%
Disagree	6	13.0%	6.1% to 25.7%
Strongly di:	3	6.5%	2.2% to 17.5%
I don't know	3	6.5%	2.2% to 17.5%

Select a chart and choose "Clustered Column", "100% Stacked Column", or "Pie" chart in Powerpoint or To create a correct "100% Stacked Column" chart, choose the chart then click "Switch Row/Column" (PC

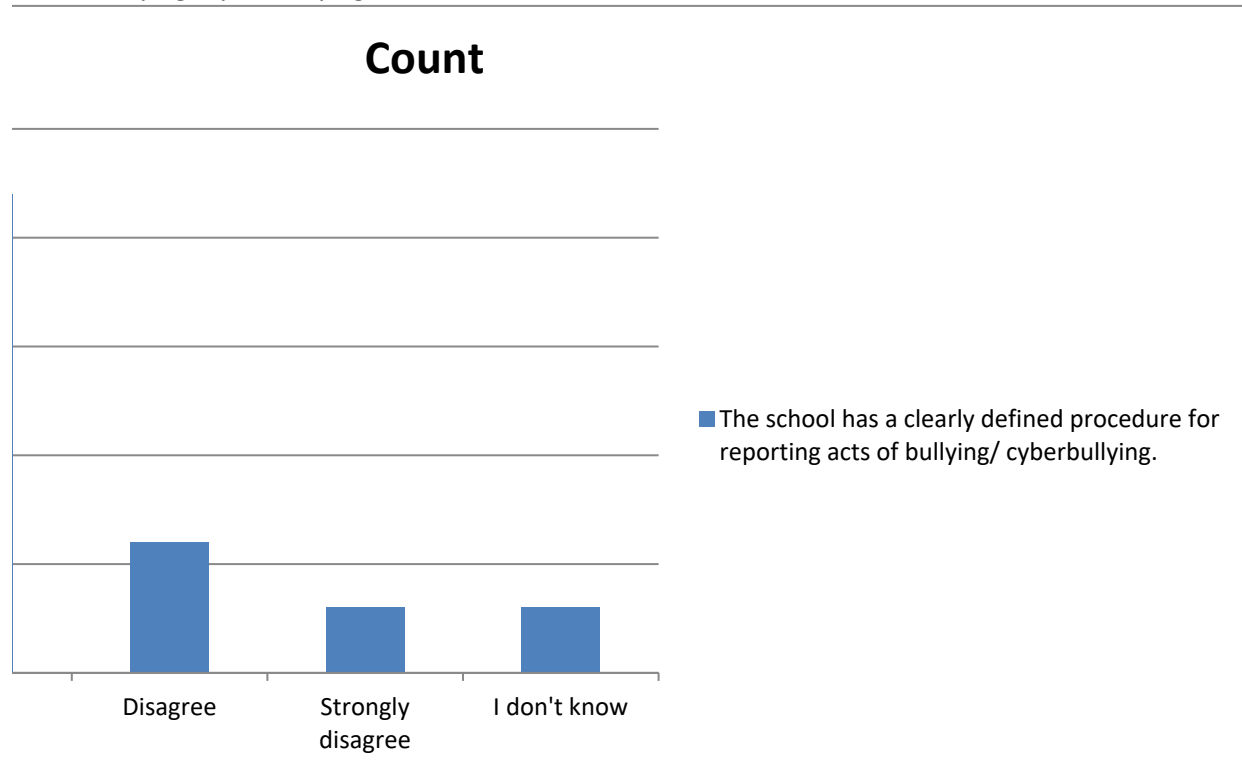
Count	The school	Percent	The school has a clearly defined procedure for reporting a
Strongly ag	12	Strongly ag 26.1%	
Agree	22	Agree 47.8%	
Disagree	6	Disagree 13.0%	
Strongly di:	3	Strongly di: 6.5%	
I don't know	3	I don't know 6.5%	

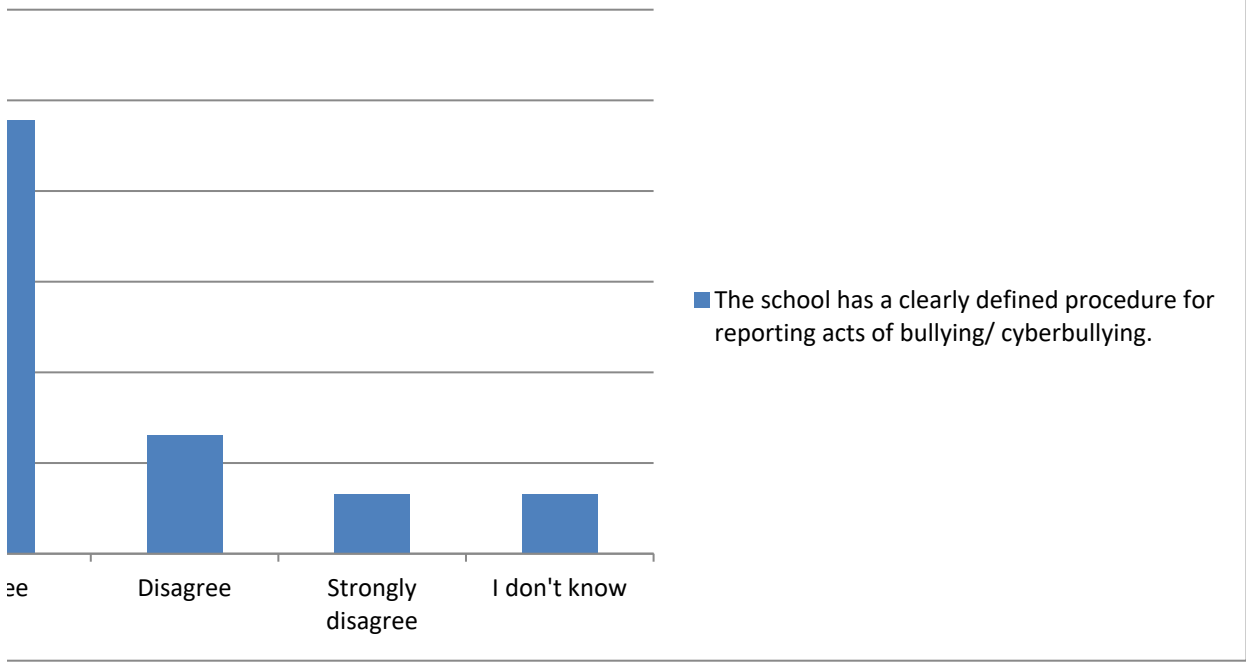




· Excel, to change the chart type.
C) or "Switch Plot" (Mac) in the chart tools

acts of bullying/ cyberbullying.





Summary of I feel comfortable intervening when I witness bullying.

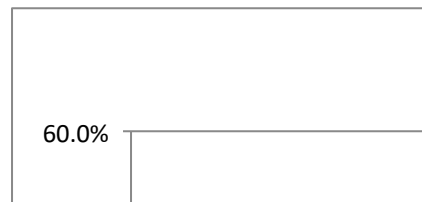
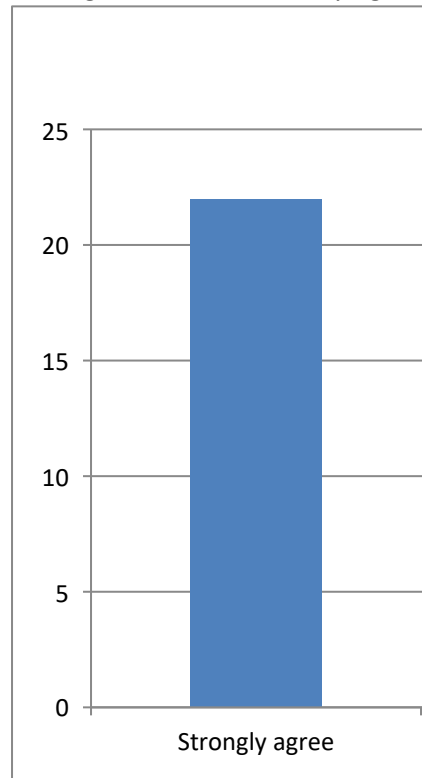
Categorical Summary

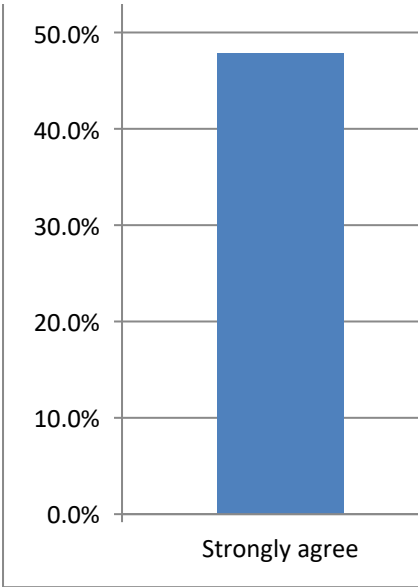
Sample Size Number of Distinct Categories
 46 of 46 3

I feel comf	Count	Percent of	Confidence Interval (Percent of Data)
Strongly ag	22	47.8%	34.1% to 61.9%
Agree	20	43.5%	30.2% to 57.8%
Disagree	4	8.7%	3.4% to 20.3%


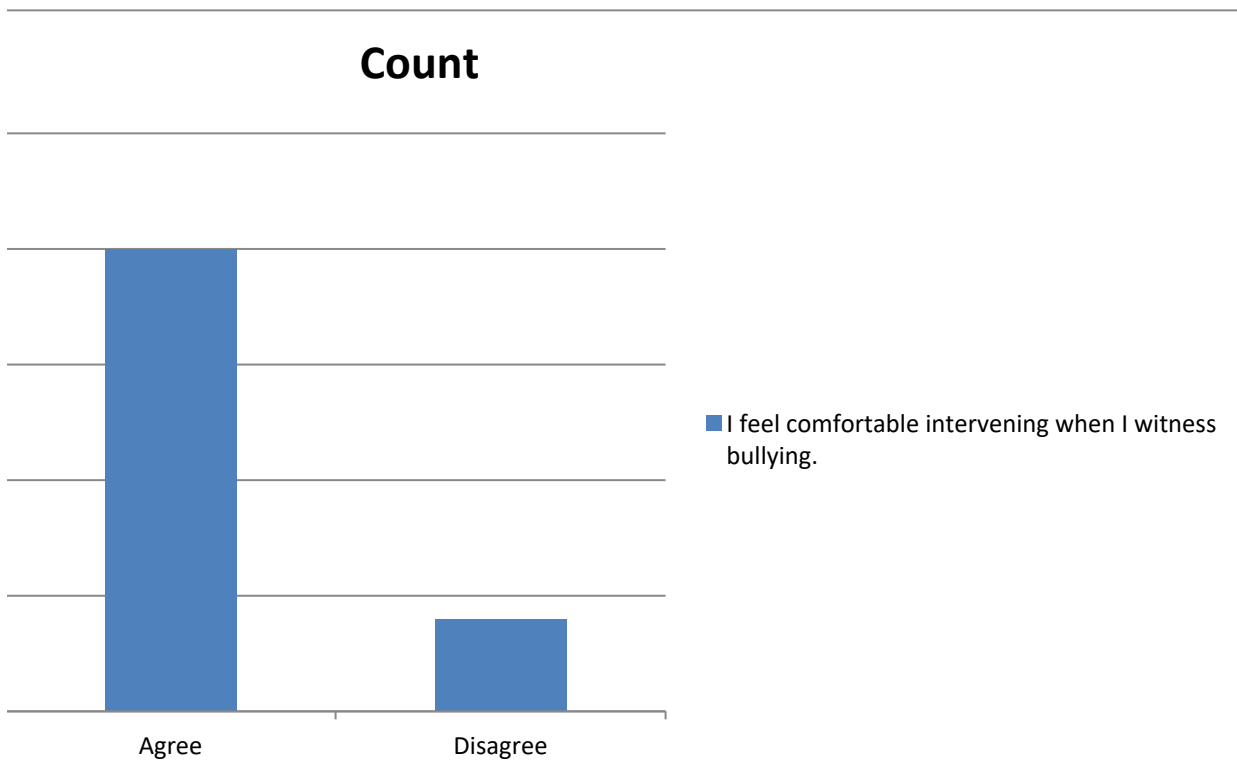
Select a chart and choose "Clustered Column", "100% Stacked Column", or "Pie" chart in Powerpoint or To create a correct "100% Stacked Column" chart, choose the chart then click "Switch Row/Column" (PC

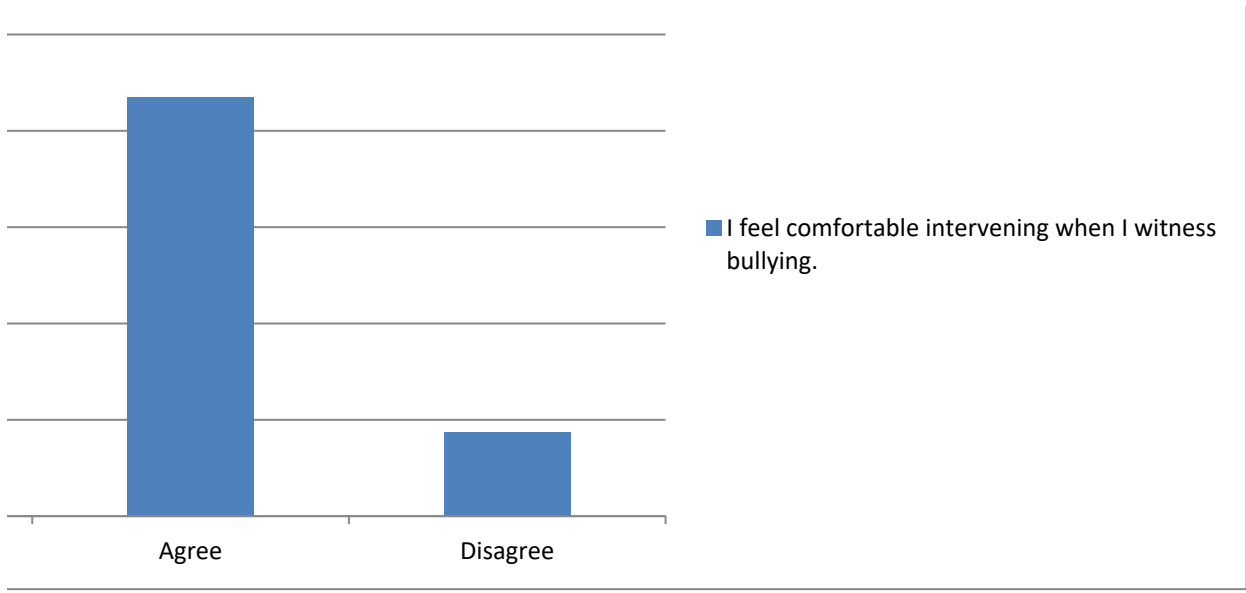
Count	I feel comf	Percent	I feel comfortable intervening when I witness bullying.
Strongly ag	22	Strongly ag	47.8%
Agree	20	Agree	43.5%
Disagree	4	Disagree	8.7%





· Excel, to change the chart type.
C) or "Switch Plot" (Mac) in the chart tools





Summary of I know what to do to help students in a mental health crisis.

Categorical Summary


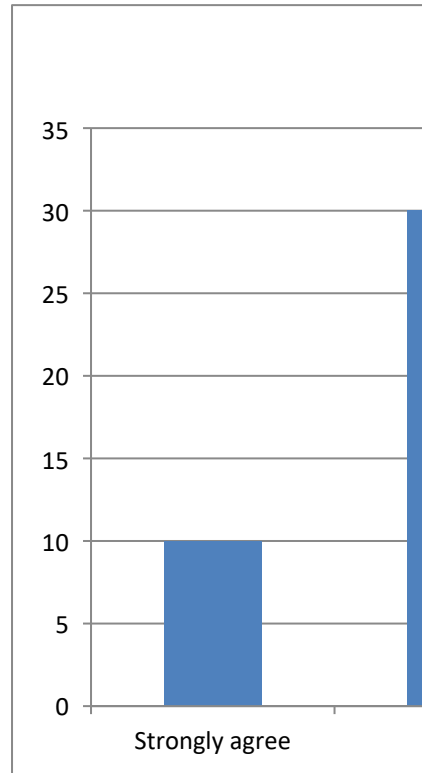
Sample Size Number of Distinct Categories

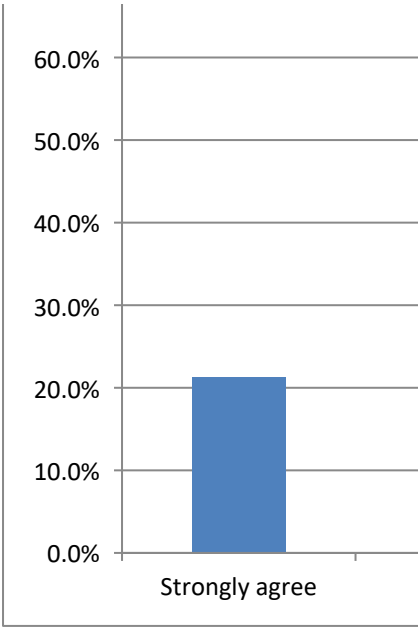
47 of 47 4

I know what to do to help students in a mental health crisis	Count	Percent	Confidence Interval (Percent of Data)
Strongly agree	10	21.3%	12.0% to 34.9%
Agree	30	63.8%	49.5% to 76.0%
Disagree	4	8.5%	3.4% to 19.9%
Strongly disagree	3	6.4%	2.2% to 17.2%

Select a chart and choose "Clustered Column", "100% Stacked Column", or "Pie" chart in Powerpoint or To create a correct "100% Stacked Column" chart, choose the chart then click "Switch Row/Column" (PC


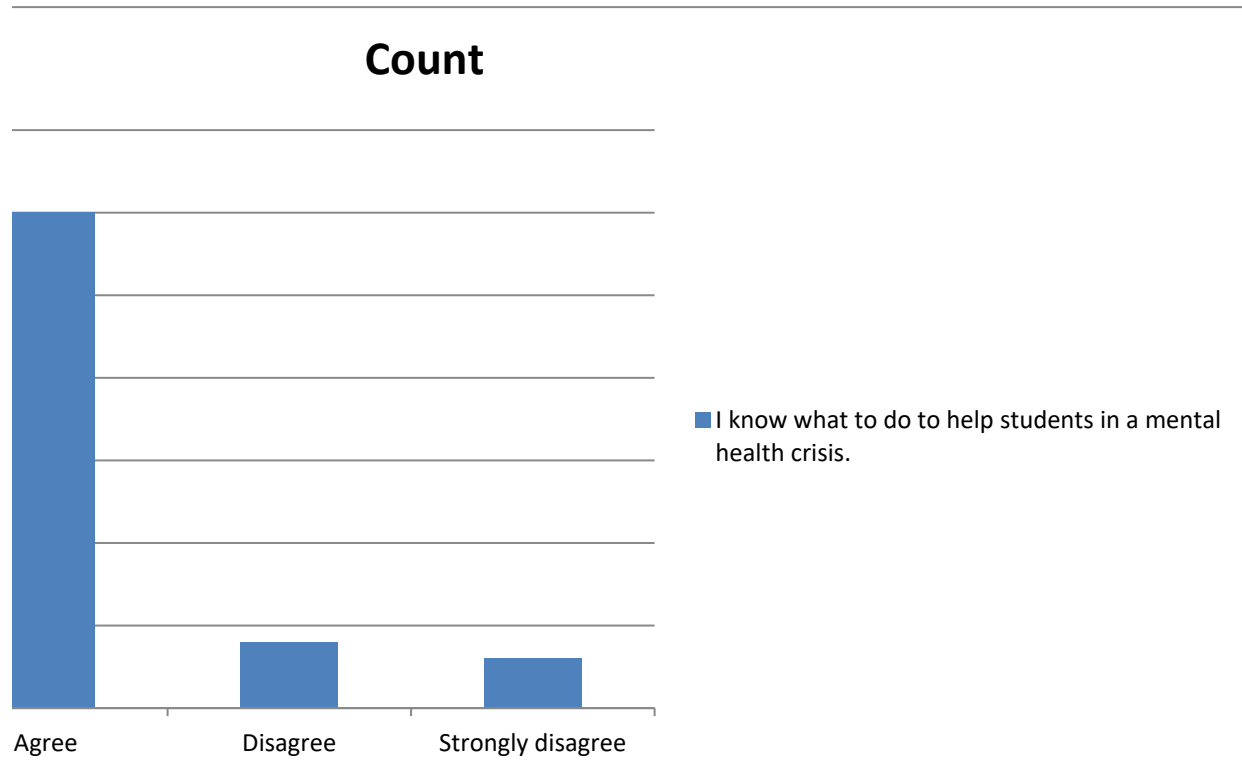
Count	I know what to do to help students in a mental health crisis	Percent
10	Strongly agree	21.3%
30	Agree	63.8%
4	Disagree	8.5%
3	Strongly disagree	6.4%

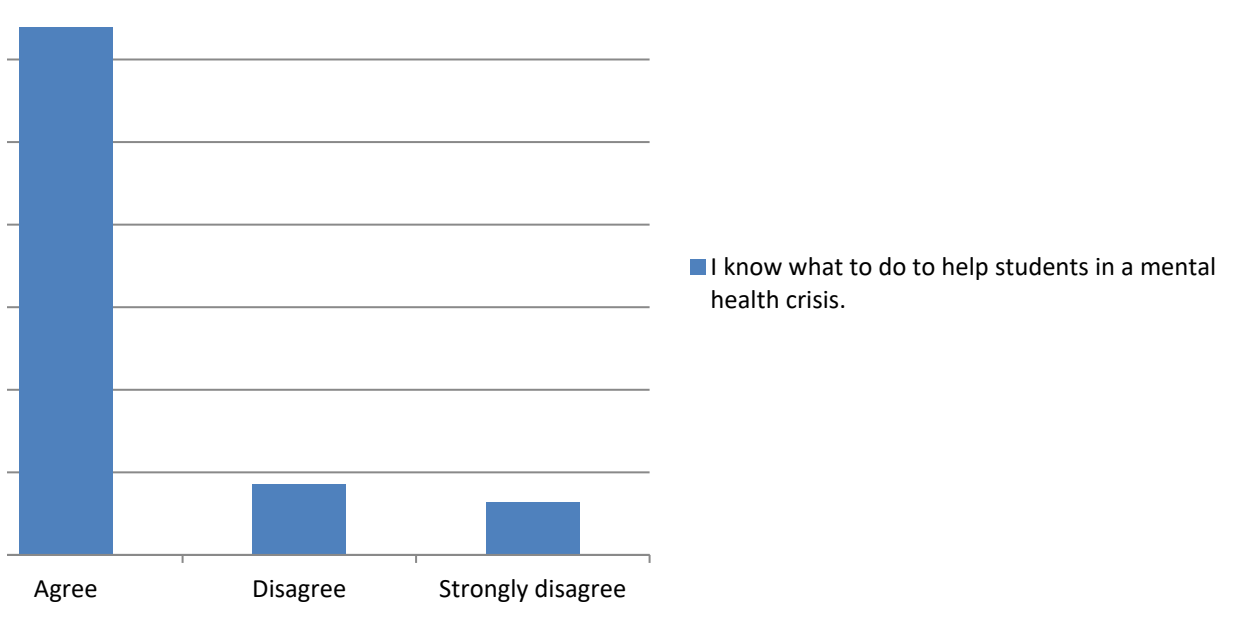




· Excel, to change the chart type.
C) or "Switch Plot" (Mac) in the chart tools

sis.





Summary of My school has adequate supports for students experiencing thoughts of suicide.

Categorical Summary


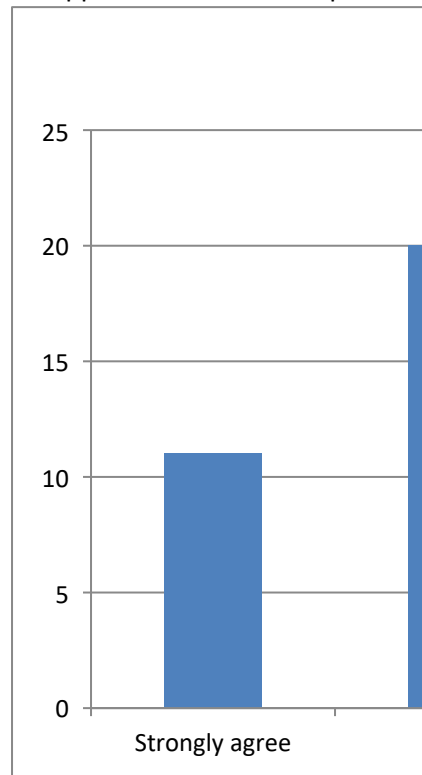
Sample Size Number of Distinct Categories

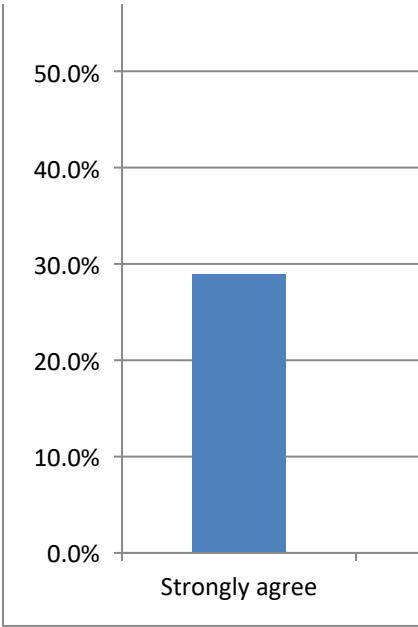
38 of 38 4

My school	Count	Percent of	Confidence Interval (Percent of Data)
Strongly ag	11	28.9%	17.0% to 44.8%
Agree	20	52.6%	37.3% to 67.5%
Disagree	3	7.9%	2.7% to 20.8%
Strongly di:	4	10.5%	4.2% to 24.1%

Select a chart and choose "Clustered Column", "100% Stacked Column", or "Pie" chart in Powerpoint or To create a correct "100% Stacked Column" chart, choose the chart then click "Switch Row/Column" (PC

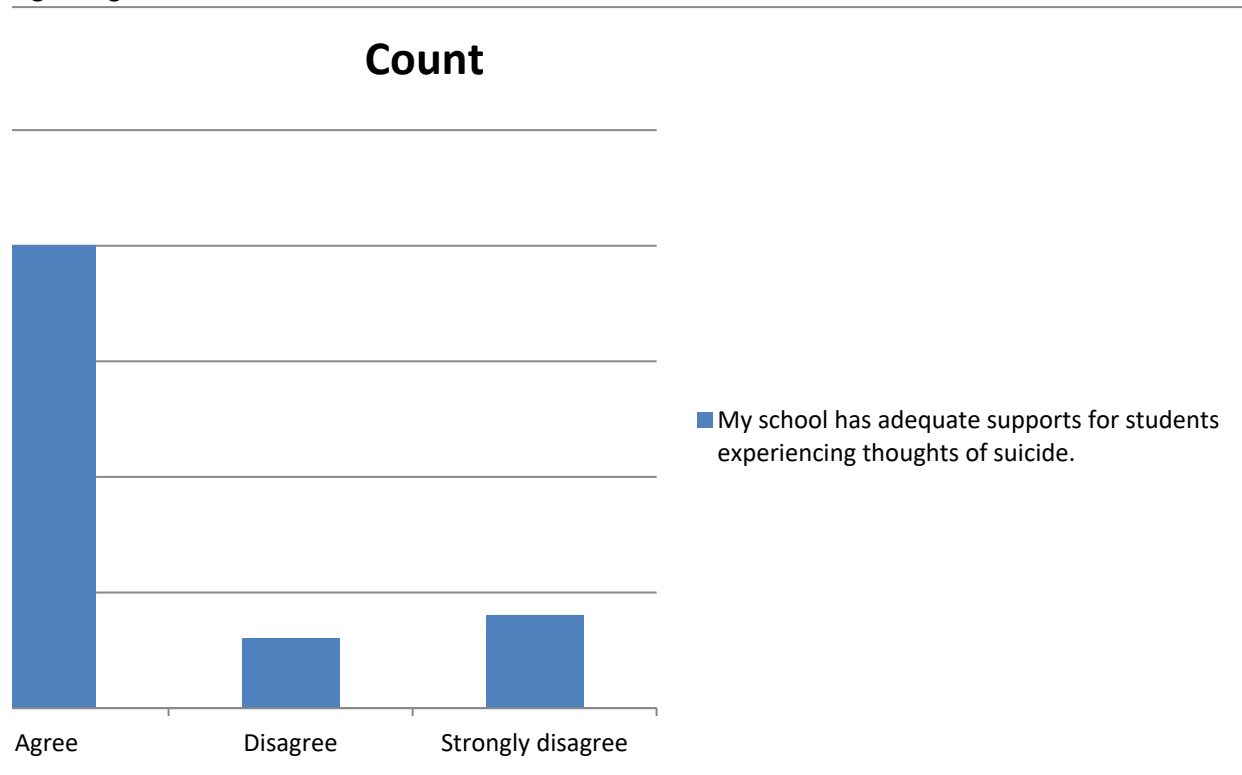
Count	My school	Percent	My school has adequate supports for students experienci
Strongly ag	11	Strongly ag 28.9%	
Agree	20	Agree 52.6%	
Disagree	3	Disagree 7.9%	
Strongly di:	4	Strongly di: 10.5%	

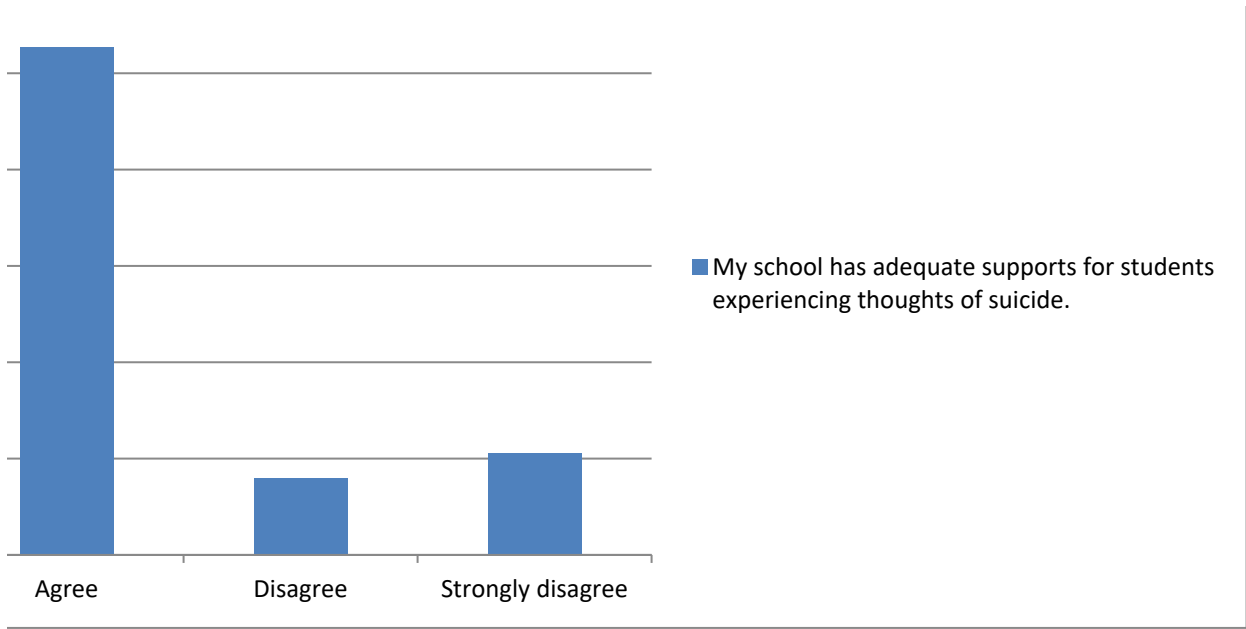




· Excel, to change the chart type.
C) or "Switch Plot" (Mac) in the chart tools

ing thoughts of suicide.





Summary of I know what to do if I see a warning sign for suicide.

Categorical Summary

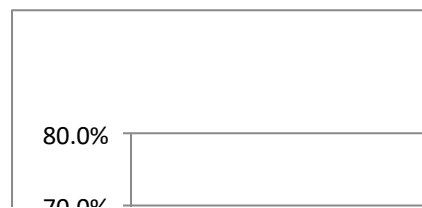
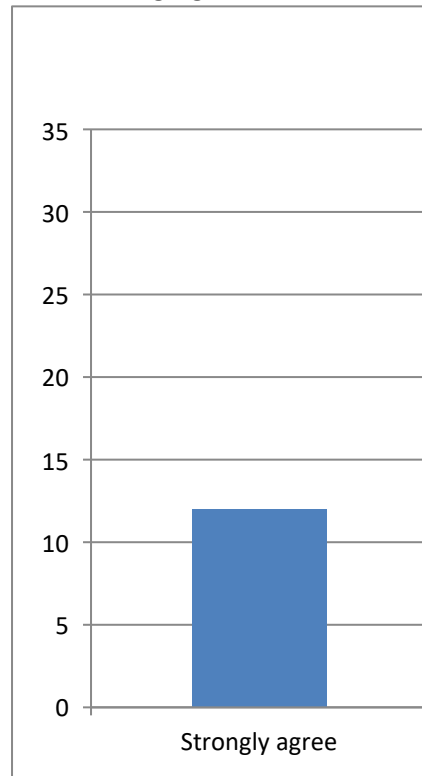
Sample Size Number of Distinct Categories

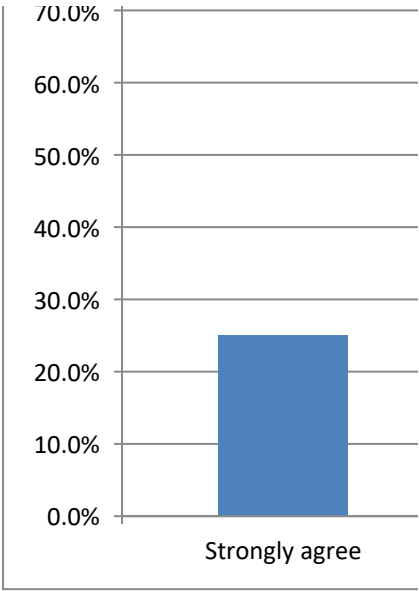
48 of 48 3

I know what to do if I see a warning sign for suicide	Count	Percent	Confidence Interval (Percent of Data)
Strongly agree	12	25.0%	14.9% to 38.8%
Agree	33	68.8%	54.7% to 80.1%
Strongly disagree	3	6.3%	2.1% to 16.8%


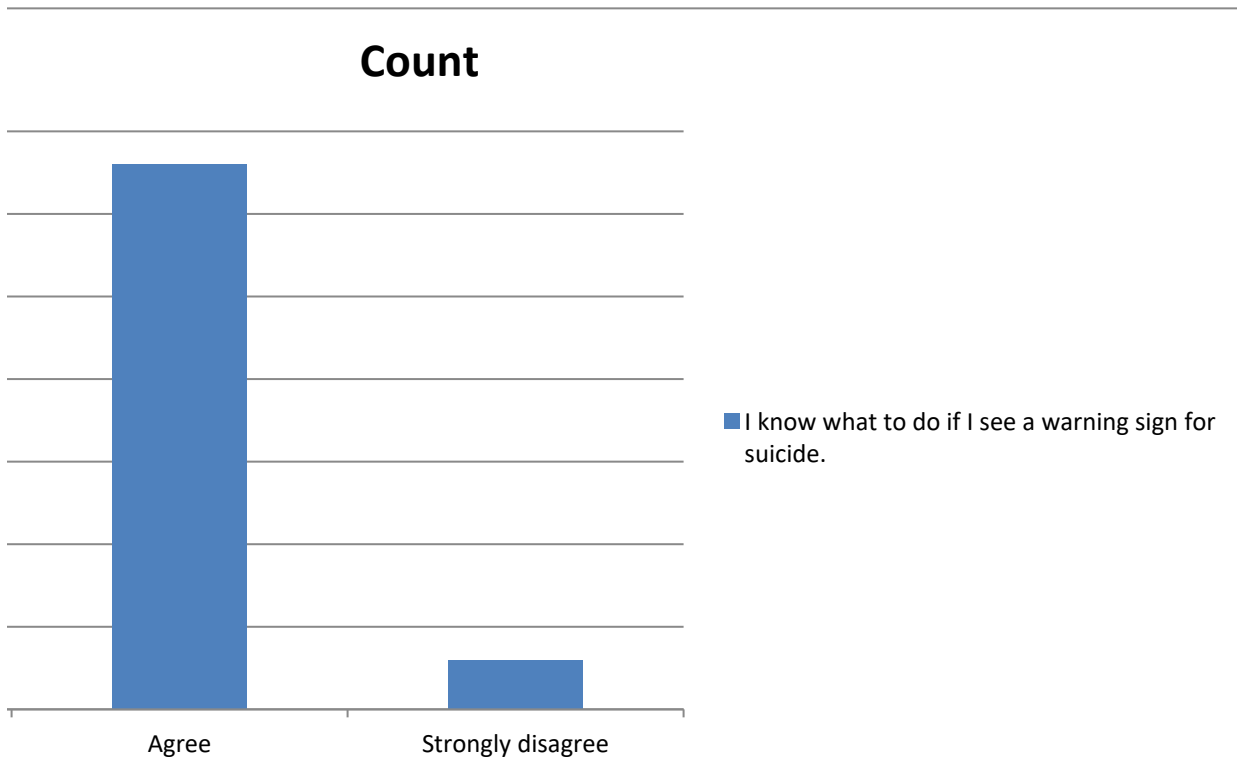
Select a chart and choose "Clustered Column", "100% Stacked Column", or "Pie" chart in Powerpoint or To create a correct "100% Stacked Column" chart, choose the chart then click "Switch Row/Column" (PC

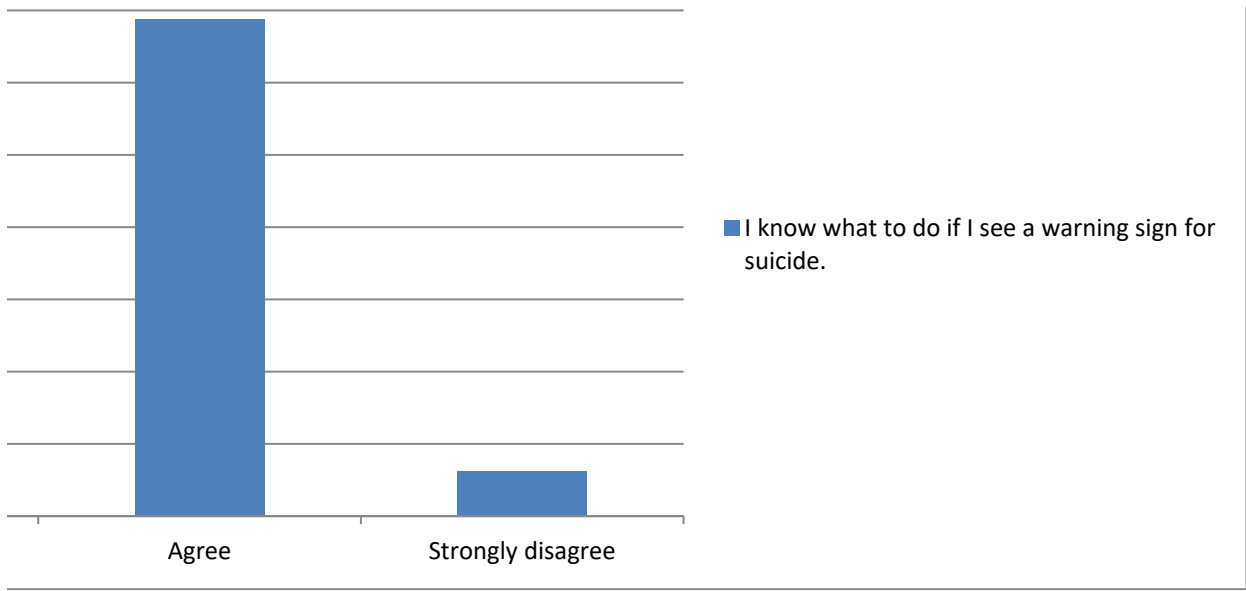
Count	I know what to do if I see a warning sign for suicide	Percent
Strongly agree	12	25.0%
Agree	33	68.8%
Strongly disagree	3	6.3%





· Excel, to change the chart type.
C) or "Switch Plot" (Mac) in the chart tools





Summary of I feel prepared to respond appropriately to someone who is experiencing thoughts of suicide

Categorical Summary


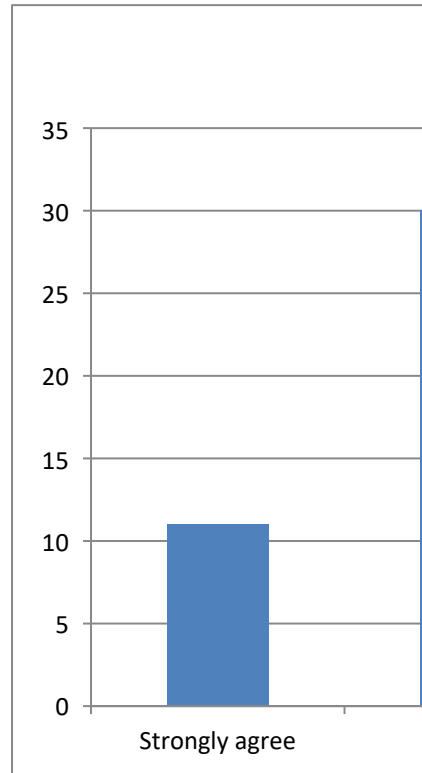
Sample Size Number of Distinct Categories

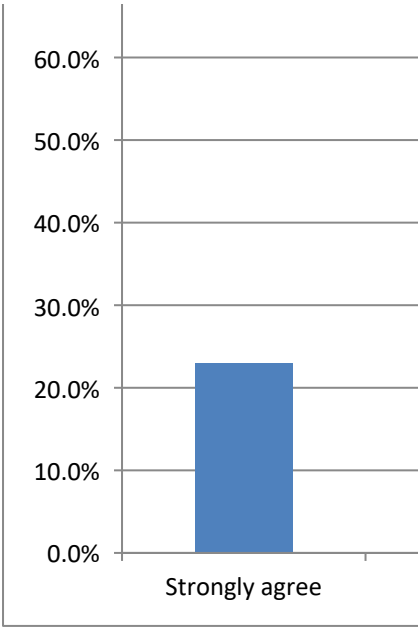
48 of 48 4

I feel prepared to respond	Count	Percent of Data	Confidence Interval (Percent of Data)
Strongly agree	11	22.9%	13.3% to 36.5%
Agree	30	62.5%	48.4% to 74.8%
Disagree	5	10.4%	4.5% to 22.2%
Strongly disagree	2	4.2%	1.2% to 14.0%

Select a chart and choose "Clustered Column", "100% Stacked Column", or "Pie" chart in Powerpoint or Excel. To create a correct "100% Stacked Column" chart, choose the chart then click "Switch Row/Column" (PC).

Count	I feel prepared to respond	Percent	I feel prepared to respond appropriately to someone who
11	Strongly agree	22.9%	
30	Agree	62.5%	
5	Disagree	10.4%	
2	Strongly disagree	4.2%	


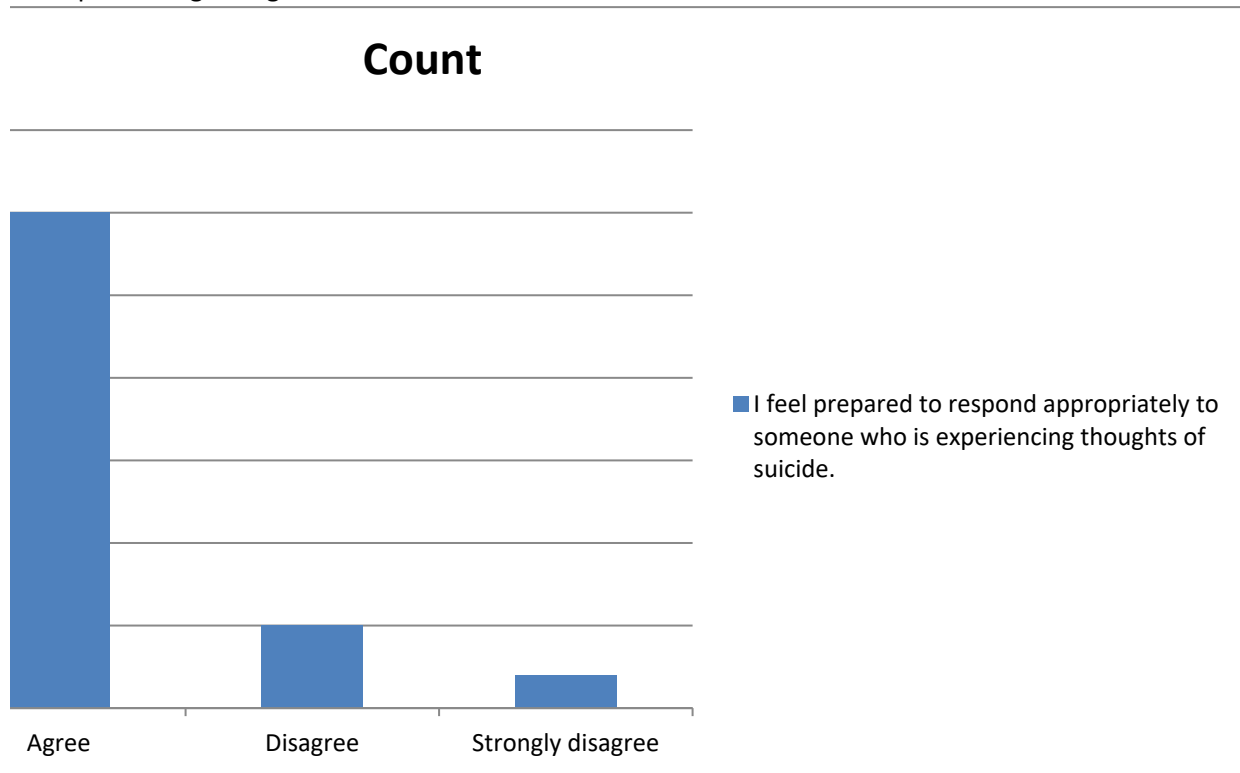


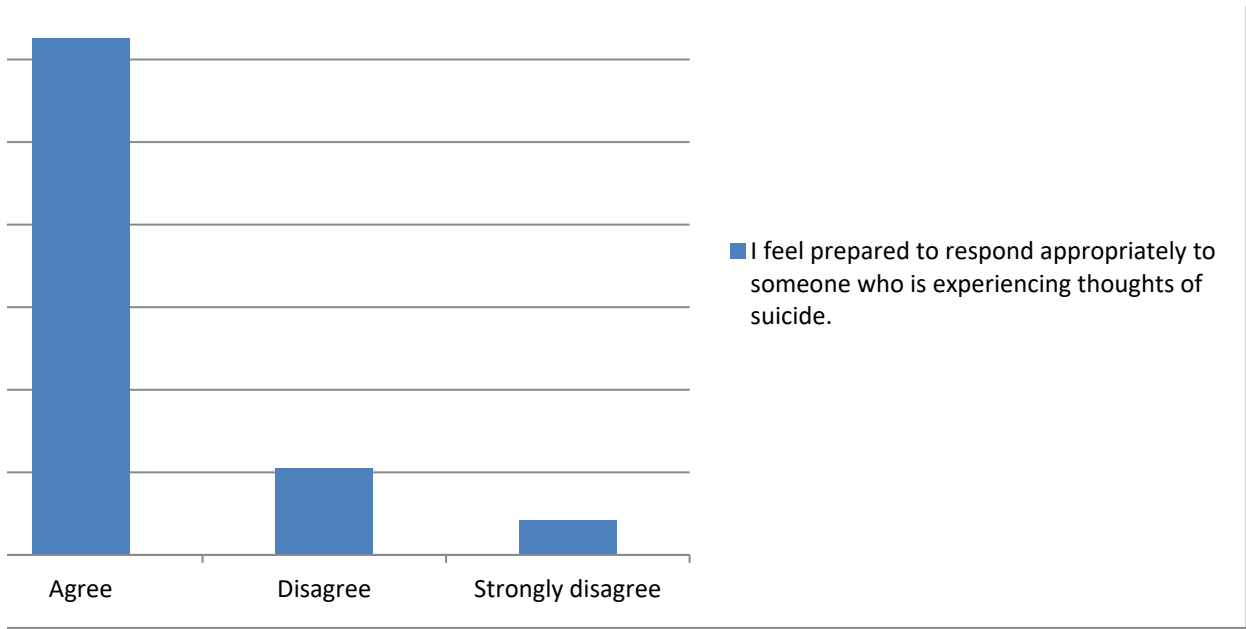


de.

· Excel, to change the chart type.
C) or "Switch Plot" (Mac) in the chart tools

o is experiencing thoughts of suicide.





Summary of Staff at this school teach students strategies to manage emotions.



Categorical Summary

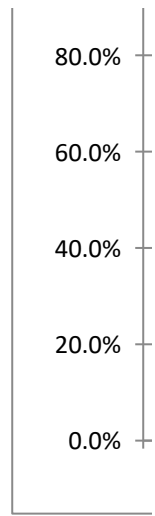
Sample Size	Average	Median	Number of Distinct Categories
1 of 1		3	3

Recode	Staff at this	Count	Percent of	Confidence Interval (Percent of Data)
	3	Agree	1	100.0% 20.7% to 100.0%

Select a chart and choose "Clustered Column", "100% Stacked Column", or "Pie" chart in Powerpoint or To create a correct "100% Stacked Column" chart, choose the chart then click "Switch Row/Column" (PC

Recode	Count	Staff at this	Percent	Staff at this school teach students
3	Agree	1	Agree	100.0%

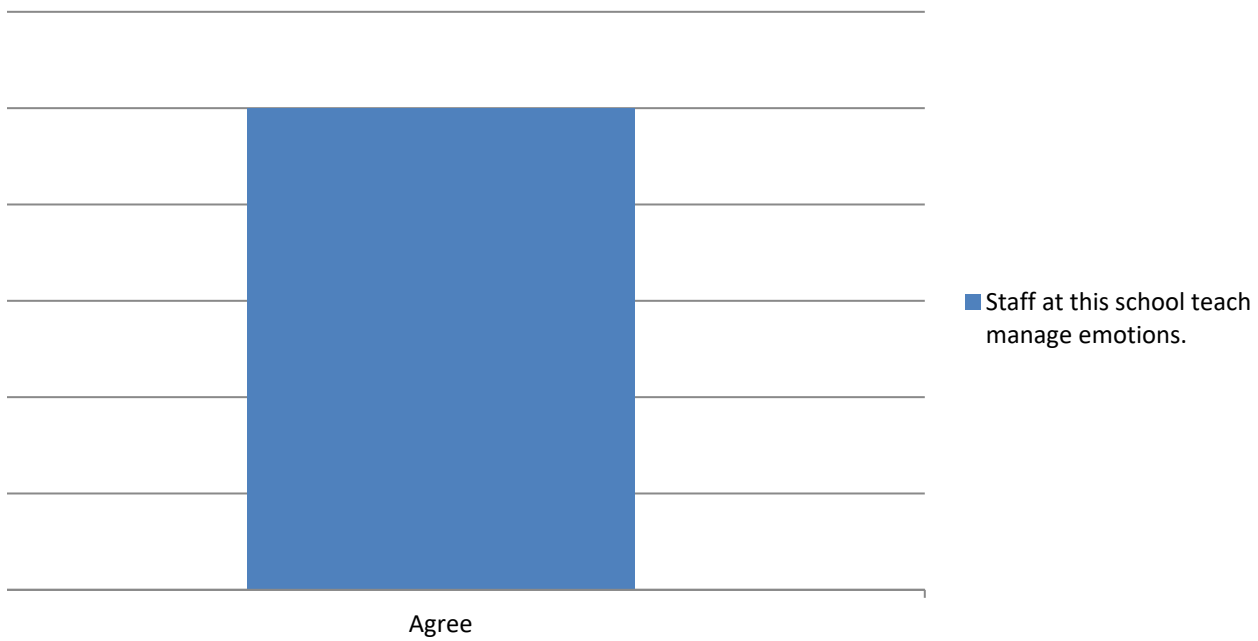




· Excel, to change the chart type.
C) or "Switch Plot" (Mac) in the chart tools

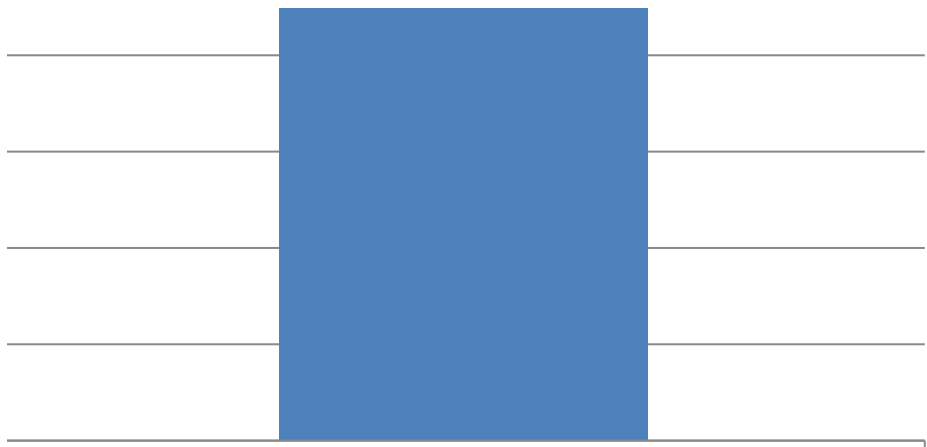
strategies to manage emotions.

Count



Percent





■ Staff at this school teach manage emotions.

Agree

1 students strategies to

1 students strategies to

Summary of This school helps parents find community supports for their students who need them.



Categorical Summary

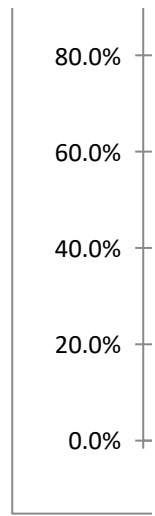
Sample Size: 1 of 1
 Average: 3
 Median: 3
 Number of Distinct Categories: 1

Recode: 3 Agree
 This school Count: 1
 Percent of: 100.0%
 Confidence Interval (Percent of Data): 20.7% to 100.0%

Select a chart and choose "Clustered Column", "100% Stacked Column", or "Pie" chart in Powerpoint or To create a correct "100% Stacked Column" chart, choose the chart then click "Switch Row/Column" (PC

Recode	Count	This school	Percent	This school helps parents find com
3	Agree	1	Agree	100.0%

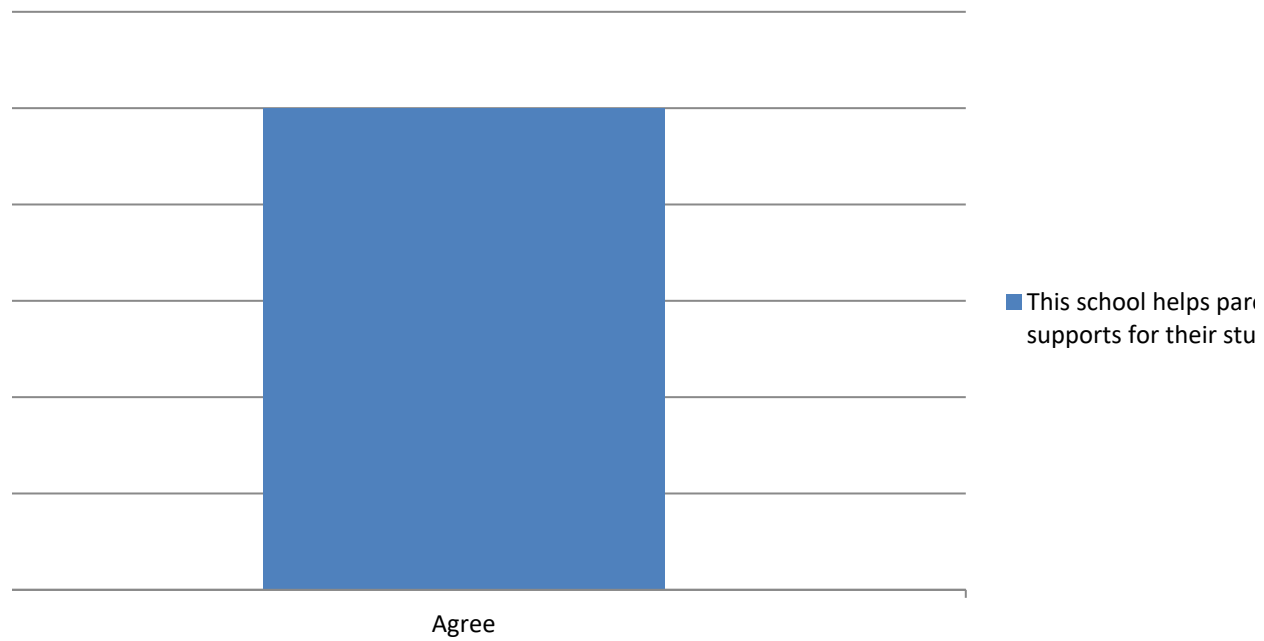




Excel, to change the chart type.
C) or "Switch Plot" (Mac) in the chart tools


Community supports for their students who need them.

Count



Percent





Agree

■ This school helps par
supports for their stu

ents find community
idents who need them.

ents find community
idents who need them.

Summary of The following is a problem in the neighborhood where this school is located: garbage, litter



Categorical Summary

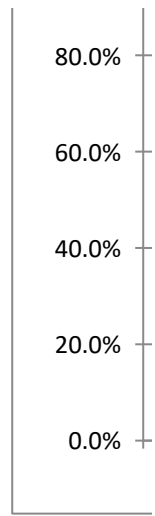
Sample Size	Average	Median	Number of Distinct Categories
1 of 1	2	2	1

Recode	The followi	Count	Percent of	Confidence Interval (Percent of Data)
2	Disagree	1	100.0%	20.7% to 100.0%

Select a chart and choose "Clustered Column", "100% Stacked Column", or "Pie" chart in Powerpoint or To create a correct "100% Stacked Column" chart, choose the chart then click "Switch Row/Column" (PC

Recode	Count	The followi	Percent	The following is a problem in the n
2	Disagree	1	Disagree	100.0%



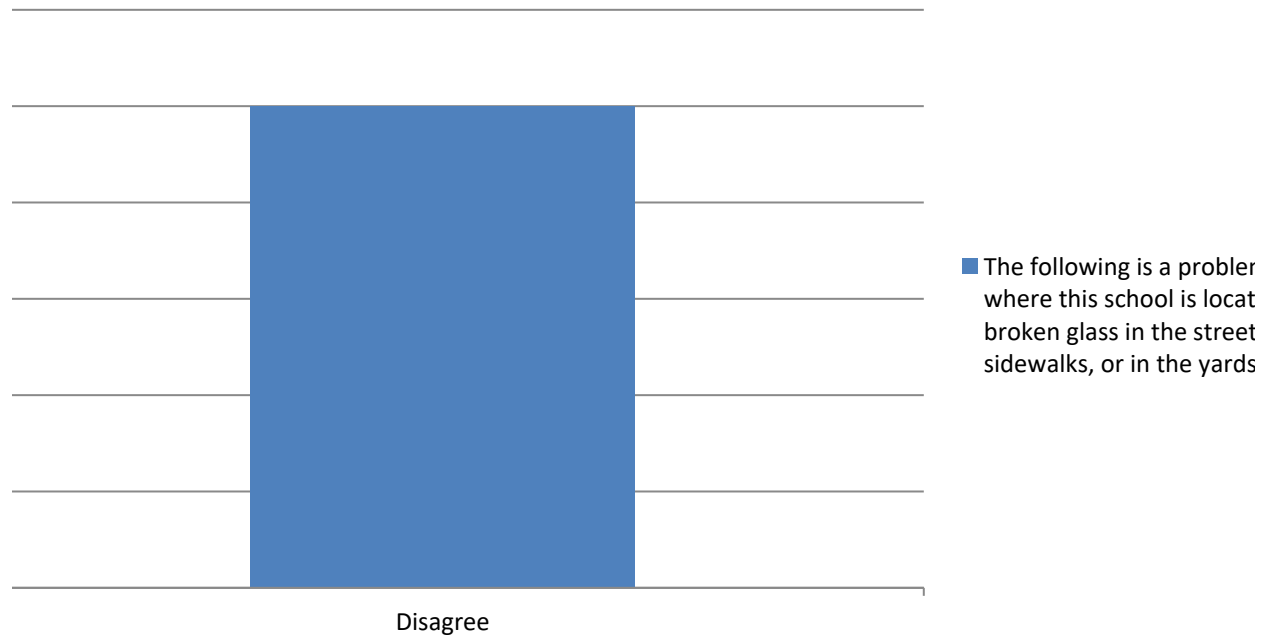


r, or broken glass in the street or road, on the sidewalks, or in the yards.

· Excel, to change the chart type.
C) or "Switch Plot" (Mac) in the chart tools

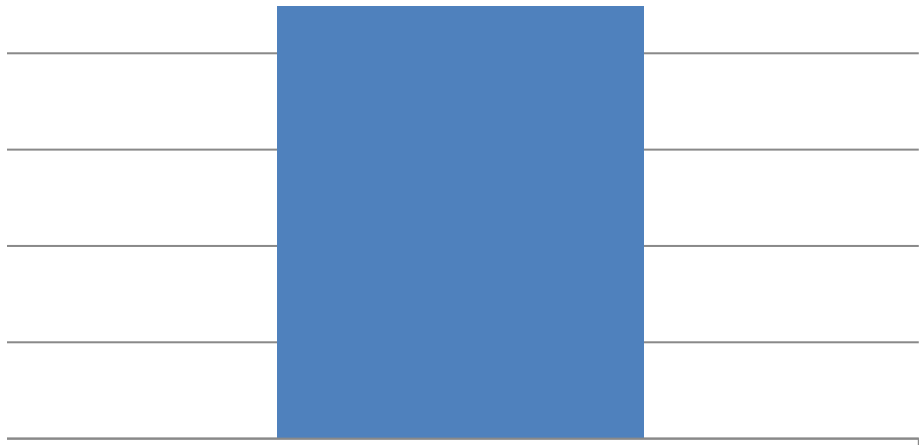
neighborhood where this school is located: garbage, litter, or broken glass in the street or road, on the si

Count



Percent





■ The following is a problem where this school is located
broken glass in the street
sidewalks, or in the yards

Disagree

sidewalks, or in the yards.

m in the neighborhood
ted: garbage, litter, or
t or road, on the
s.

m in the neighborhood
ted: garbage, litter, or
t or road, on the
5.

Summary of At this school, there is a feeling of trust among the staff.

Categorical Summary


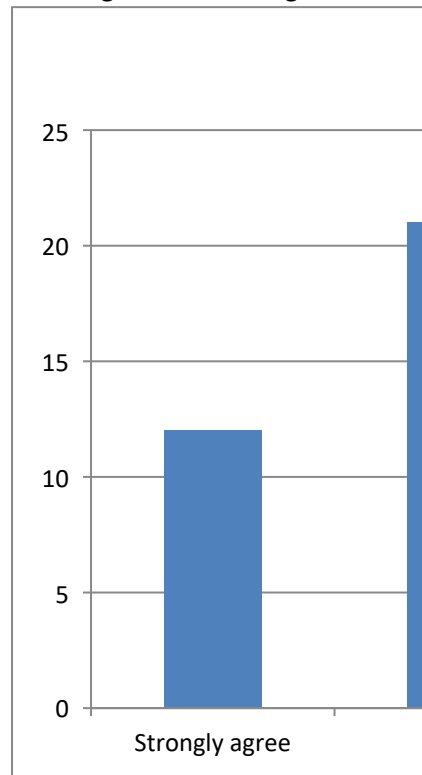
Sample Size Number of Distinct Categories

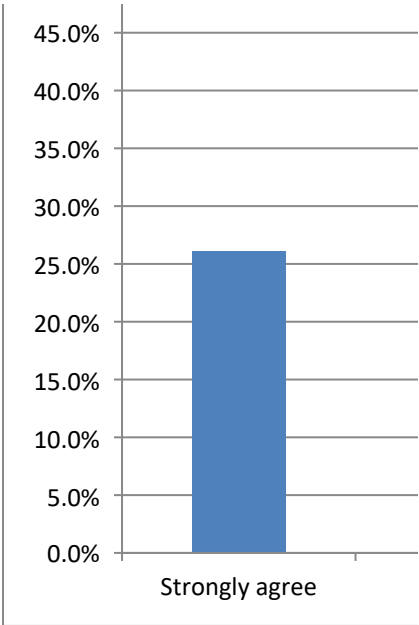
46 of 46 4

At this schc	Count	Percent of	Confidence Interval (Percent of Data)
Strongly ag	12	26.1%	15.6% to 40.3%
Agree	21	45.7%	32.2% to 59.8%
Disagree	10	21.7%	12.3% to 35.6%
Strongly di:	3	6.5%	2.2% to 17.5%


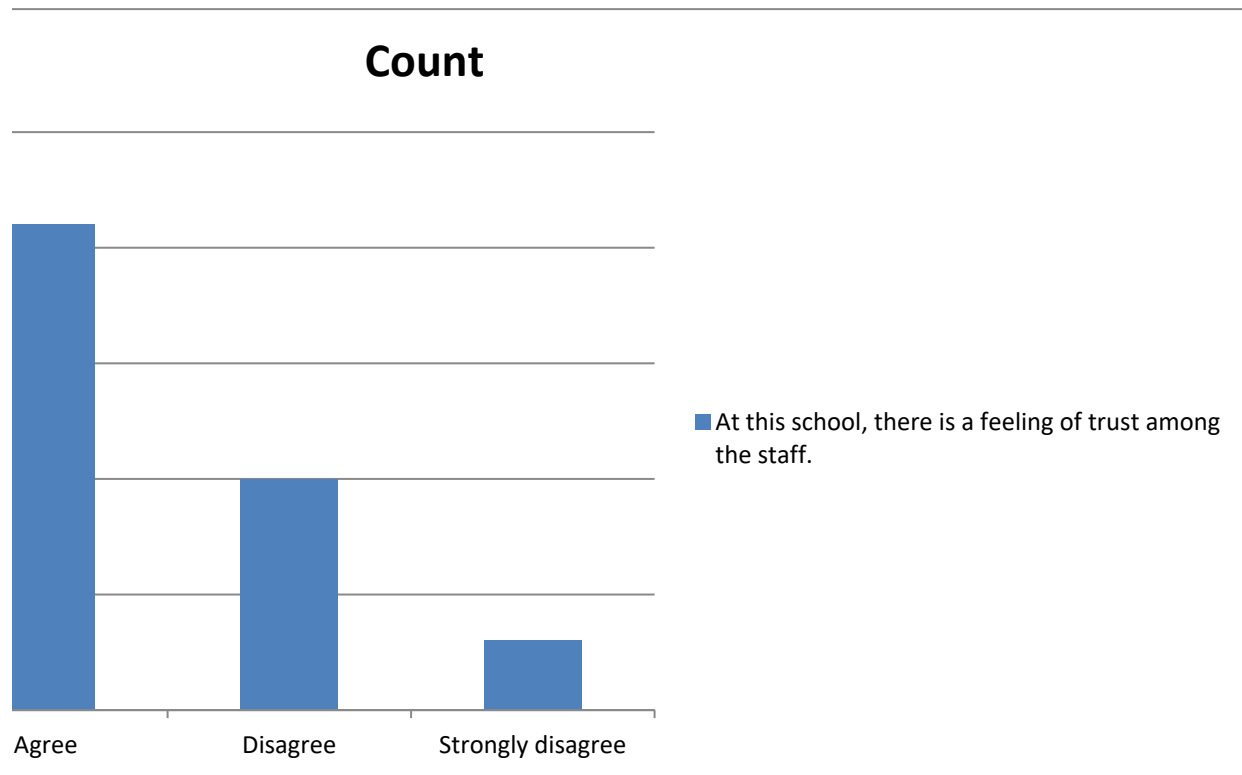
Select a chart and choose "Clustered Column", "100% Stacked Column", or "Pie" chart in Powerpoint or To create a correct "100% Stacked Column" chart, choose the chart then click "Switch Row/Column" (PC

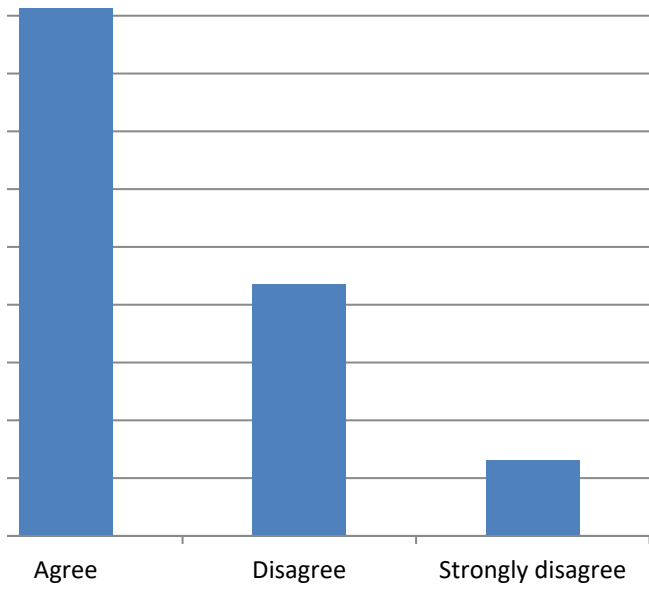
Count	At this schc	Percent	At this school, there is a feeling of trust among the staff.
Strongly ag	12	Strongly ag 26.1%	
Agree	21	Agree 45.7%	
Disagree	10	Disagree 21.7%	
Strongly di:	3	Strongly di: 6.5%	





· Excel, to change the chart type.
C) or "Switch Plot" (Mac) in the chart tools





■ At this school, there is a feeling of trust among the staff.

Summary of I know the role of the School Resource Officer (SRO).

Categorical Summary


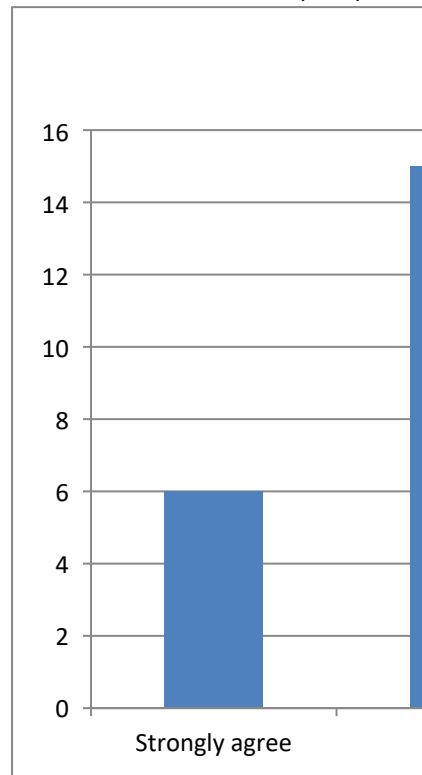
Sample Size Number of Distinct Categories

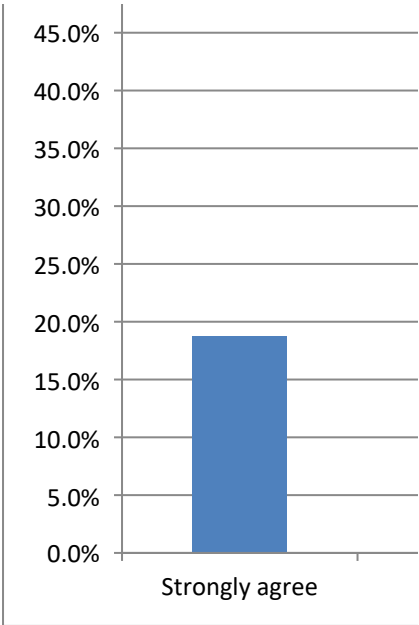
32 of 32 4

I know the	Count	Percent of	Confidence Interval (Percent of Data)
Strongly ag	6	18.8%	8.9% to 35.3%
Agree	15	46.9%	30.9% to 63.6%
Disagree	9	28.1%	15.6% to 45.4%
Strongly di:	2	6.3%	1.7% to 20.1%


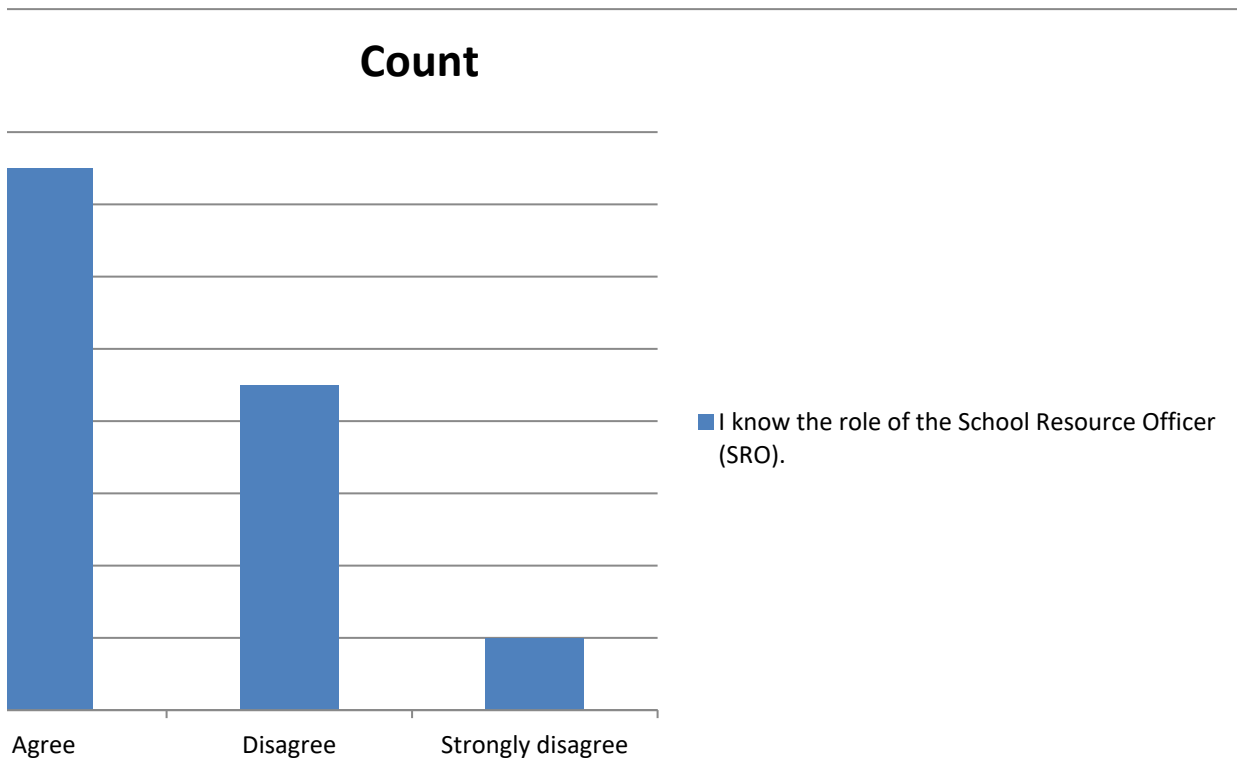
Select a chart and choose "Clustered Column", "100% Stacked Column", or "Pie" chart in Powerpoint or To create a correct "100% Stacked Column" chart, choose the chart then click "Switch Row/Column" (PC

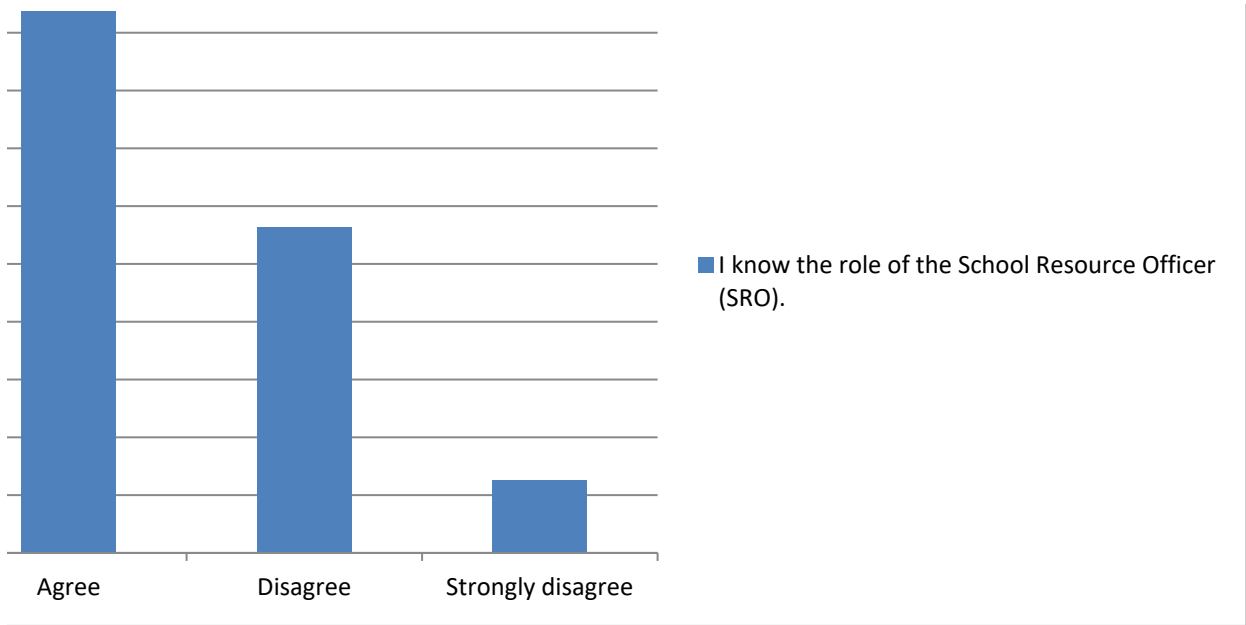
Count	I know the	Percent	I know the role of the School Resource Officer (SRO).
Strongly ag	6	Strongly ag 18.8%	
Agree	15	Agree 46.9%	
Disagree	9	Disagree 28.1%	
Strongly di:	2	Strongly di: 6.3%	





· Excel, to change the chart type.
C) or "Switch Plot" (Mac) in the chart tools





Summary of I feel welcome at this school.

Categorical Summary


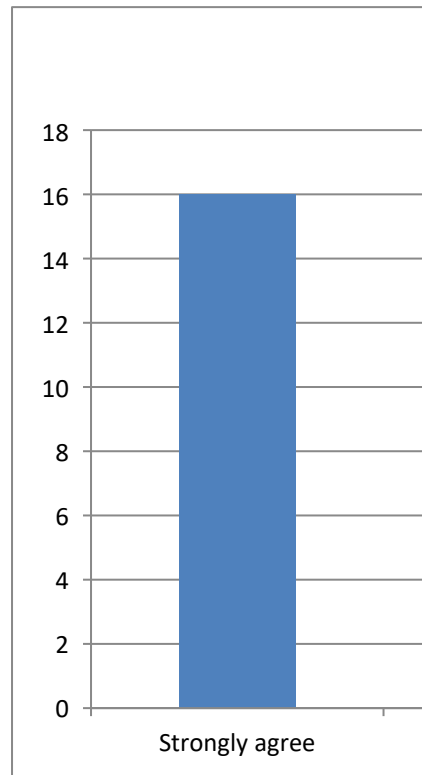
Sample Size Number of Distinct Categories

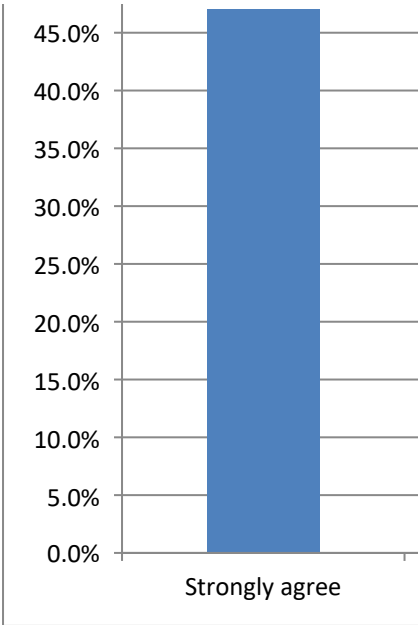
34 of 34 4

I feel welcc	Count	Percent of	Confidence Interval (Percent of Data)
Strongly ag	16	47.1%	31.5% to 63.3%
Agree	15	44.1%	28.9% to 60.5%
Disagree	2	5.9%	1.6% to 19.1%
Strongly di:	1	2.9%	0.5% to 14.9%


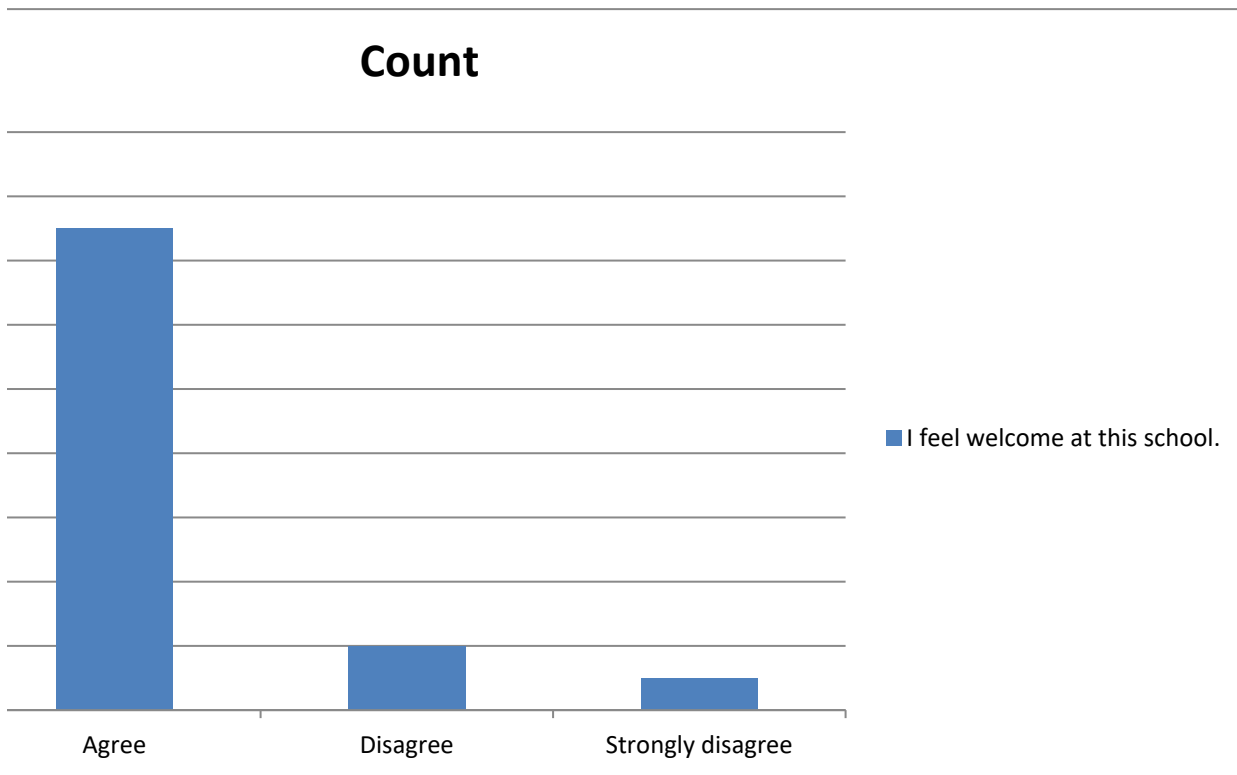
Select a chart and choose "Clustered Column", "100% Stacked Column", or "Pie" chart in Powerpoint or To create a correct "100% Stacked Column" chart, choose the chart then click "Switch Row/Column" (PC

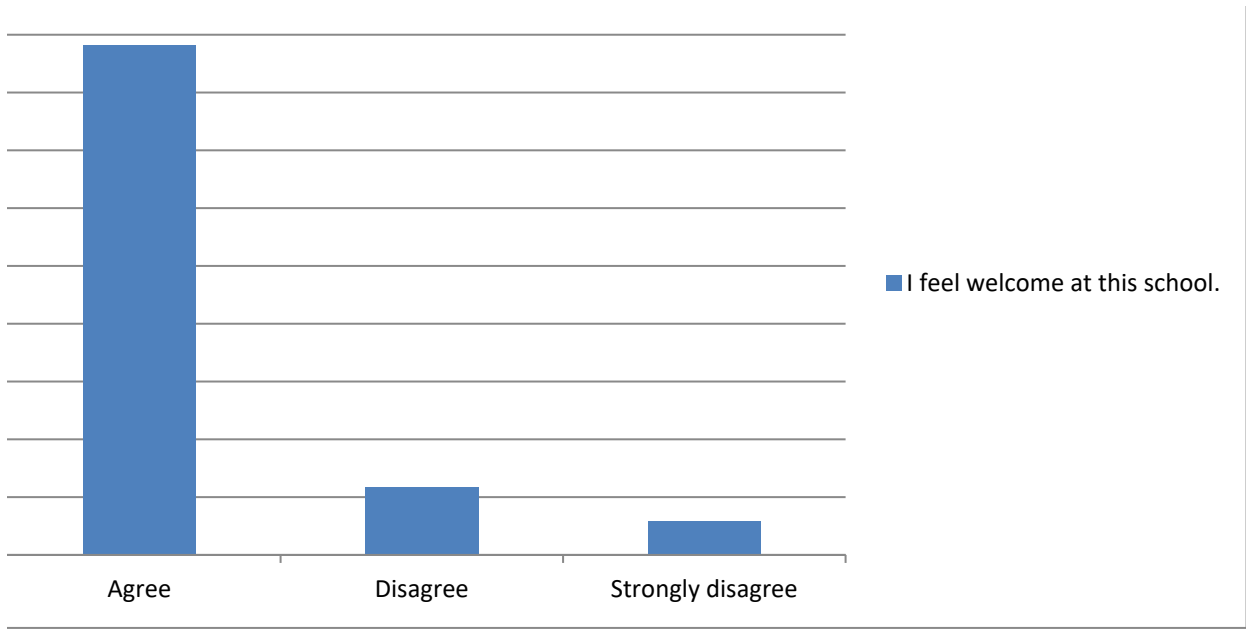
Count	I feel welcc	Percent	I feel welcome at this school.
Strongly ag	16	Strongly ag	47.1%
Agree	15	Agree	44.1%
Disagree	2	Disagree	5.9%
Strongly di:	1	Strongly di:	2.9%





· Excel, to change the chart type.
C) or "Switch Plot" (Mac) in the chart tools





Summary of This school encourages me to be an active partner in educating my student.

Categorical Summary


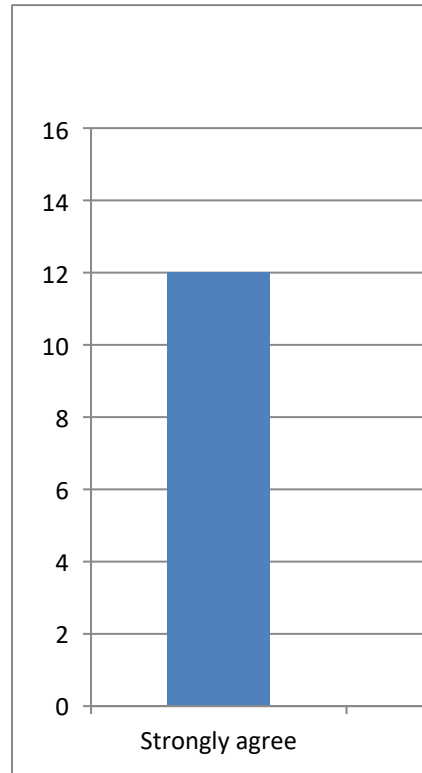
Sample Size Number of Distinct Categories

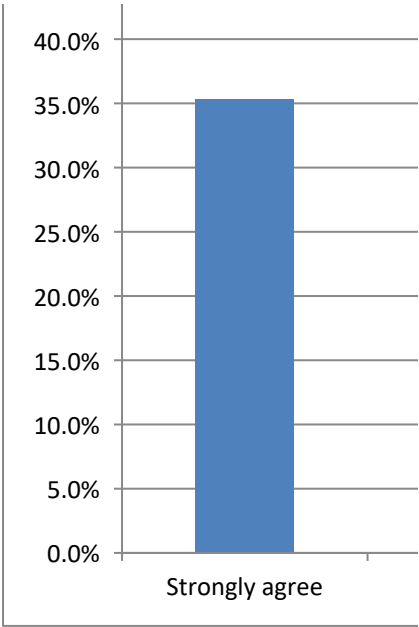
34 of 34 4

This school	Count	Percent of	Confidence Interval (Percent of Data)
Strongly ag	12	35.3%	21.5% to 52.1%
Agree	14	41.2%	26.4% to 57.8%
Disagree	6	17.6%	8.3% to 33.5%
Strongly di:	2	5.9%	1.6% to 19.1%

Select a chart and choose "Clustered Column", "100% Stacked Column", or "Pie" chart in Powerpoint or To create a correct "100% Stacked Column" chart, choose the chart then click "Switch Row/Column" (PC


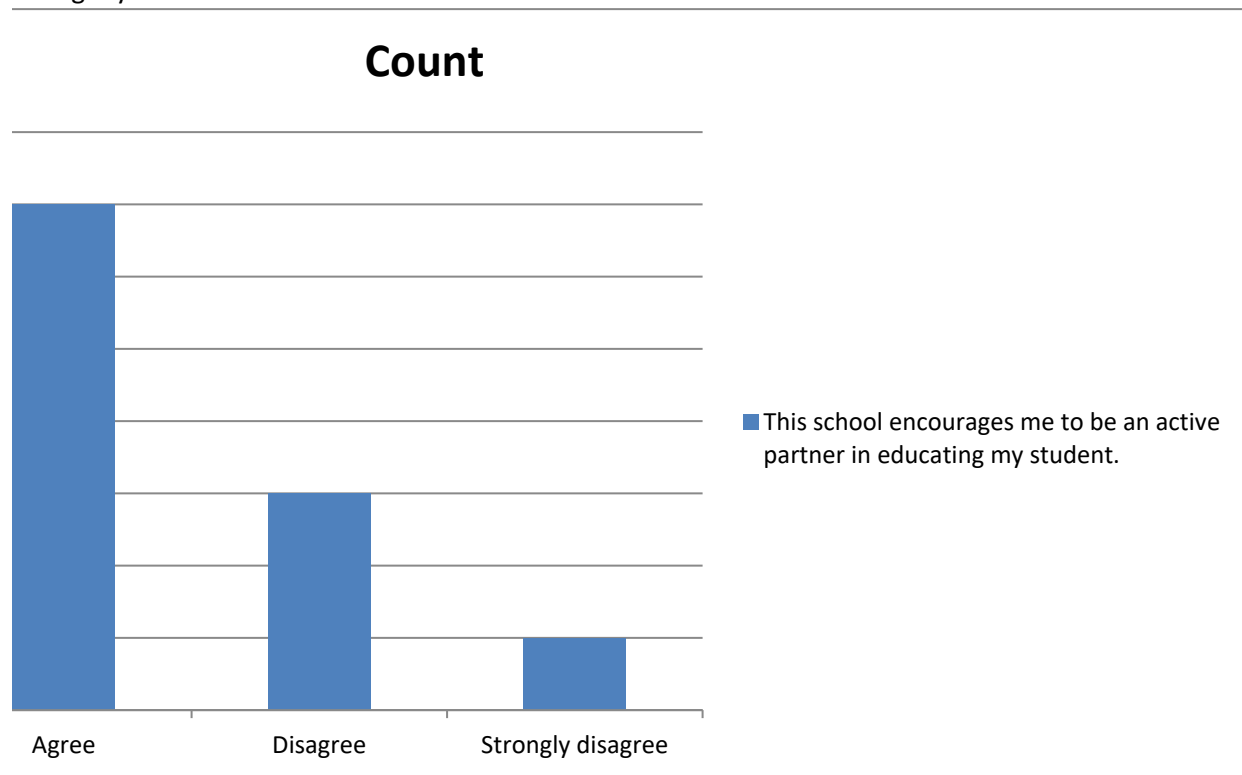
Count	This school	Percent	This school encourages me to be an active partner in edu
Strongly ag	12	Strongly ag 35.3%	
Agree	14	Agree 41.2%	
Disagree	6	Disagree 17.6%	
Strongly di:	2	Strongly di: 5.9%	

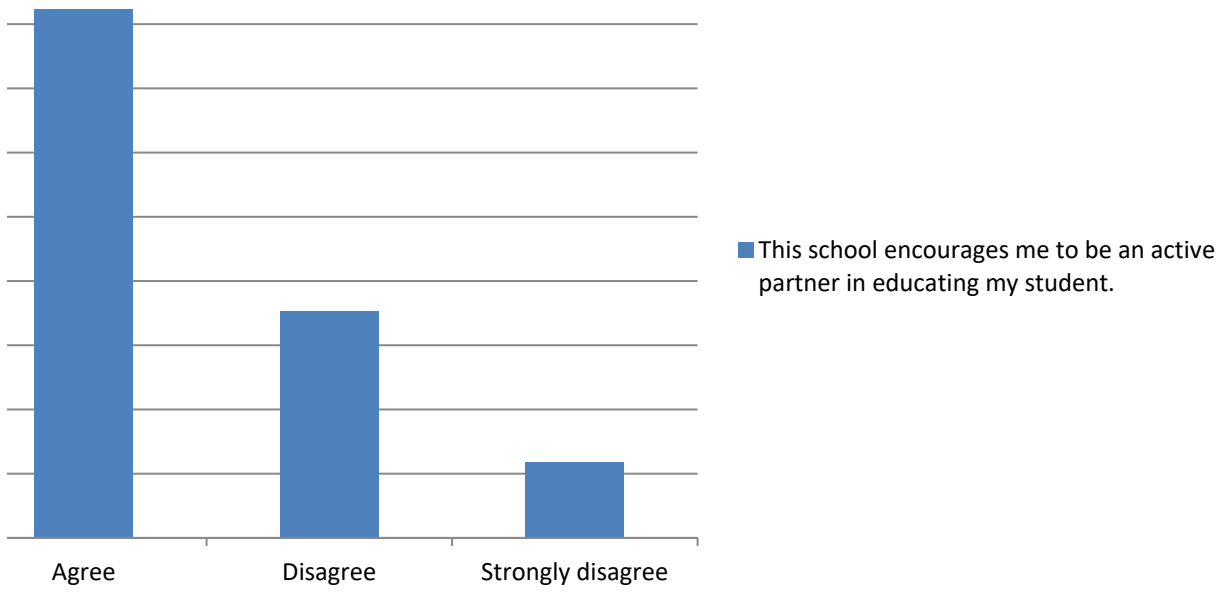




· Excel, to change the chart type.
C) or "Switch Plot" (Mac) in the chart tools

cating my student.





Summary of I feel comfortable talking to an employee at this school.

Categorical Summary


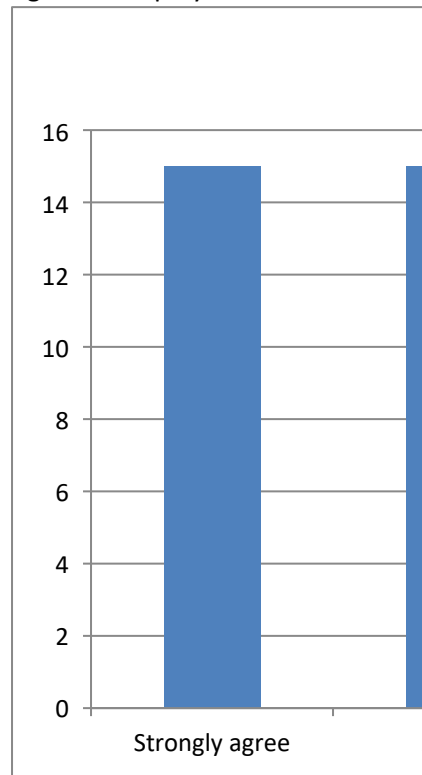
Sample Size Number of Distinct Categories

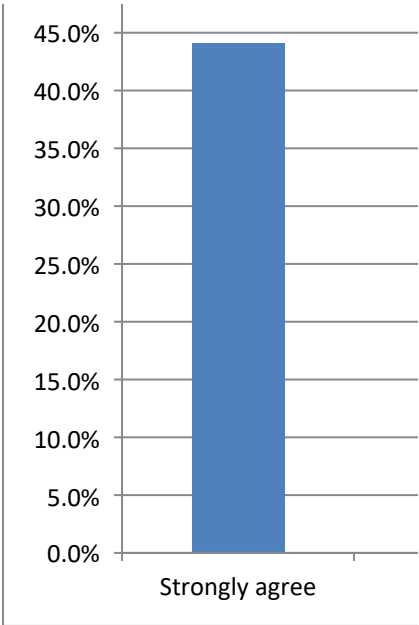
34 of 34 4

I feel comf	Count	Percent	Confidence Interval (Percent of Data)
Strongly ag	15	44.1%	28.9% to 60.5%
Agree	15	44.1%	28.9% to 60.5%
Disagree	3	8.8%	3.0% to 23.0%
Strongly di:	1	2.9%	0.5% to 14.9%


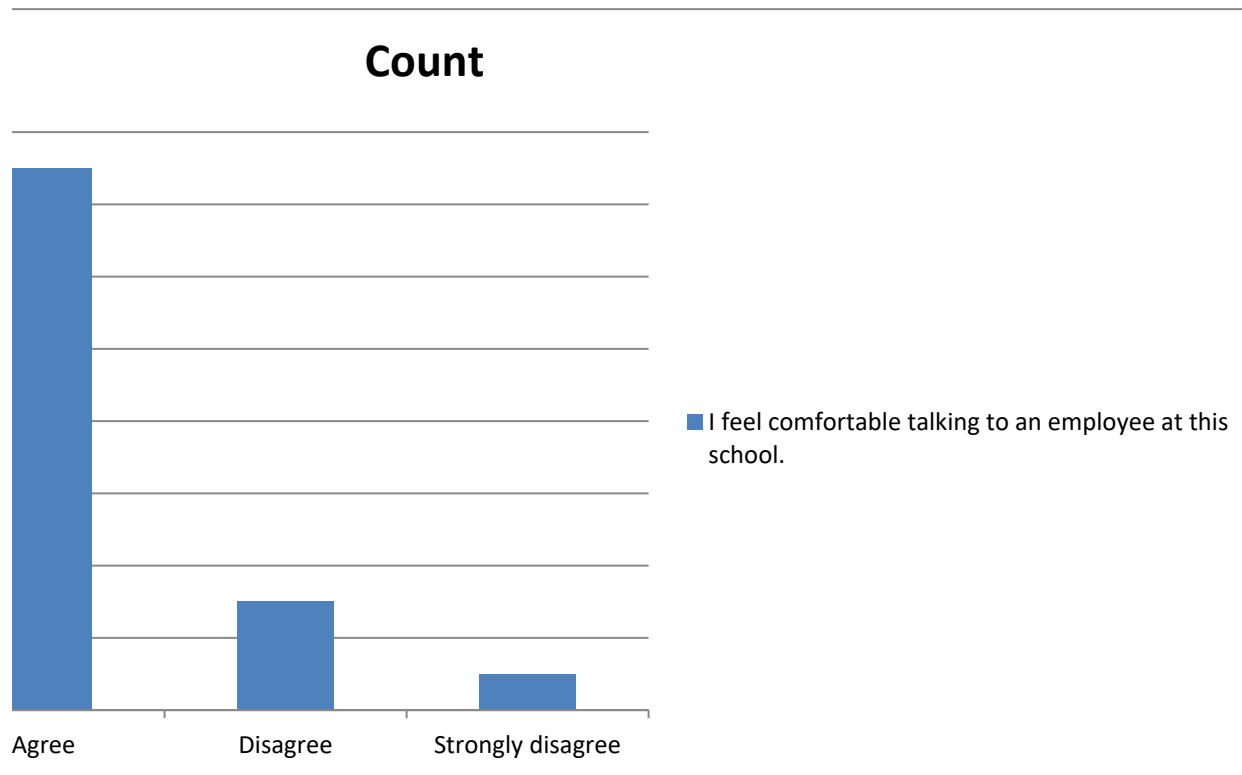
Select a chart and choose "Clustered Column", "100% Stacked Column", or "Pie" chart in Powerpoint or To create a correct "100% Stacked Column" chart, choose the chart then click "Switch Row/Column" (PC

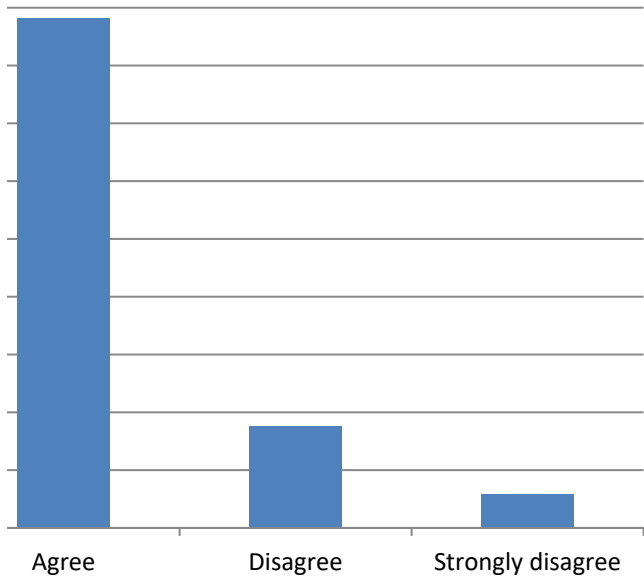
Count	I feel comf	Percent	I feel comfortable talking to an employee at this school.
Strongly ag	15	Strongly ag 44.1%	
Agree	15	Agree 44.1%	
Disagree	3	Disagree 8.8%	
Strongly di:	1	Strongly di: 2.9%	





· Excel, to change the chart type.
C) or "Switch Plot" (Mac) in the chart tools





■ I feel comfortable talking to an employee at this school.

Summary of Attending school every day is important for my student to do well in their classes.

Categorical Summary


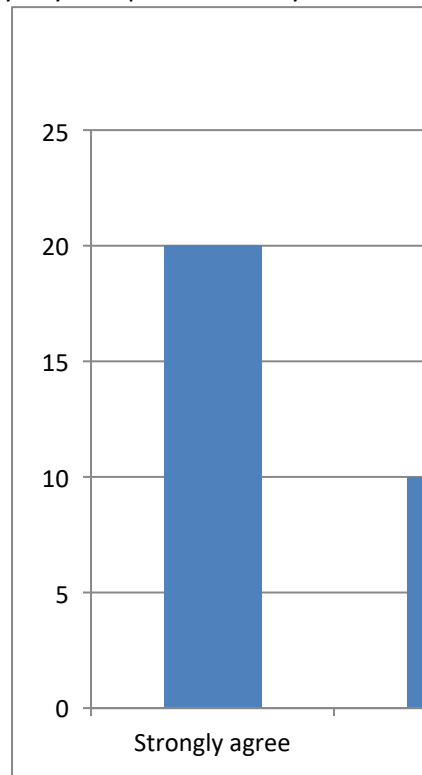
Sample Size Number of Distinct Categories

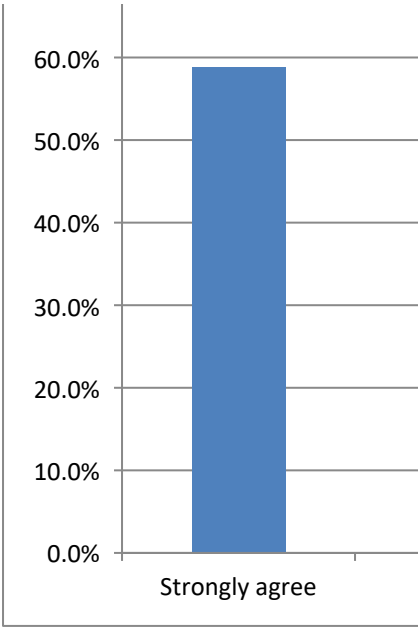
34 of 34 4

Attending s	Count	Percent of	Confidence Interval (Percent of Data)
Strongly ag	20	58.8%	42.2% to 73.6%
Agree	10	29.4%	16.8% to 46.2%
Disagree	3	8.8%	3.0% to 23.0%
Strongly di:	1	2.9%	0.5% to 14.9%

Select a chart and choose "Clustered Column", "100% Stacked Column", or "Pie" chart in Powerpoint or To create a correct "100% Stacked Column" chart, choose the chart then click "Switch Row/Column" (PC


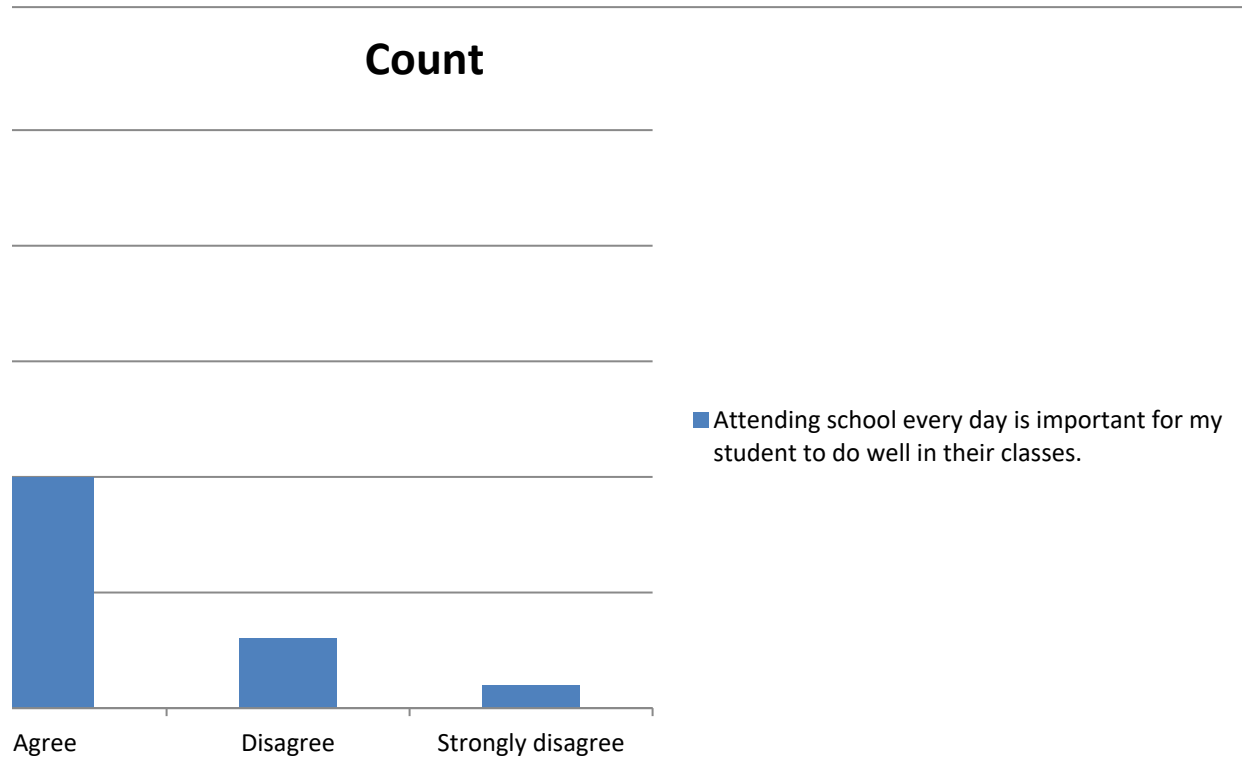
Count	Attending s	Percent	Attending school every day is important for my student to
Strongly ag	20	Strongly ag 58.8%	
Agree	10	Agree 29.4%	
Disagree	3	Disagree 8.8%	
Strongly di:	1	Strongly di: 2.9%	

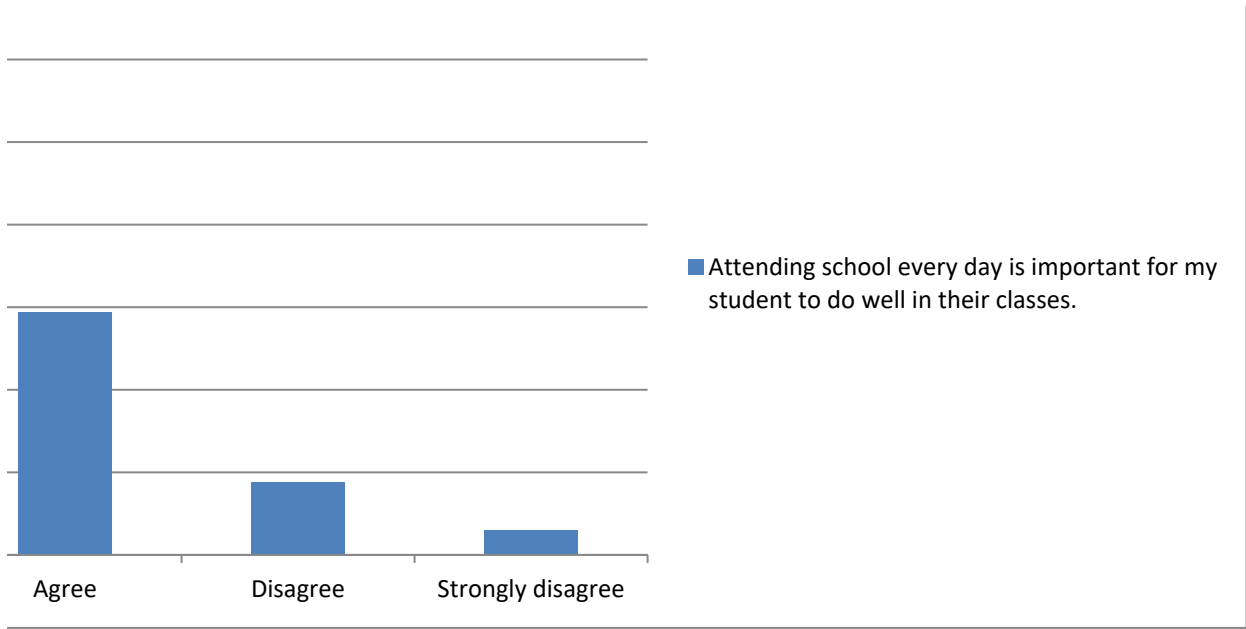




· Excel, to change the chart type.
C) or "Switch Plot" (Mac) in the chart tools

o do well in their classes.





Summary of Community perception of this school is positive.

Categorical Summary


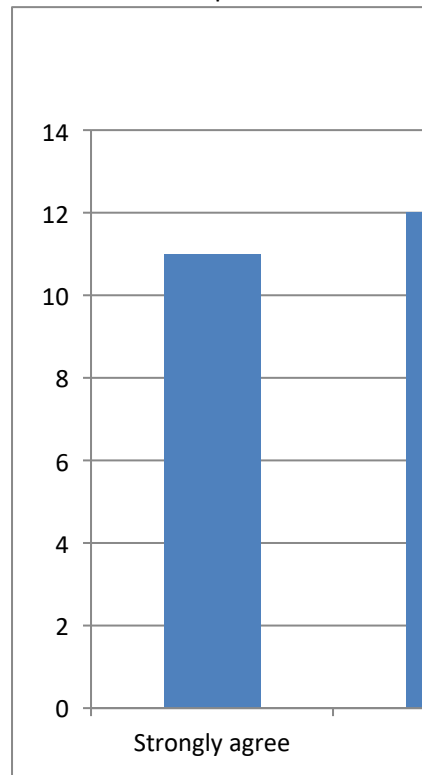
Sample Size Number of Distinct Categories

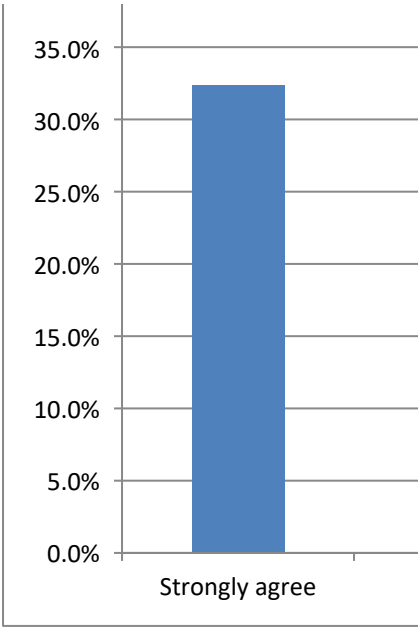
34 of 34 4

Community	Count	Percent of	Confidence Interval (Percent of Data)
Strongly ag	11	32.4%	19.1% to 49.2%
Agree	12	35.3%	21.5% to 52.1%
Disagree	7	20.6%	10.3% to 36.8%
Strongly di:	4	11.8%	4.7% to 26.6%


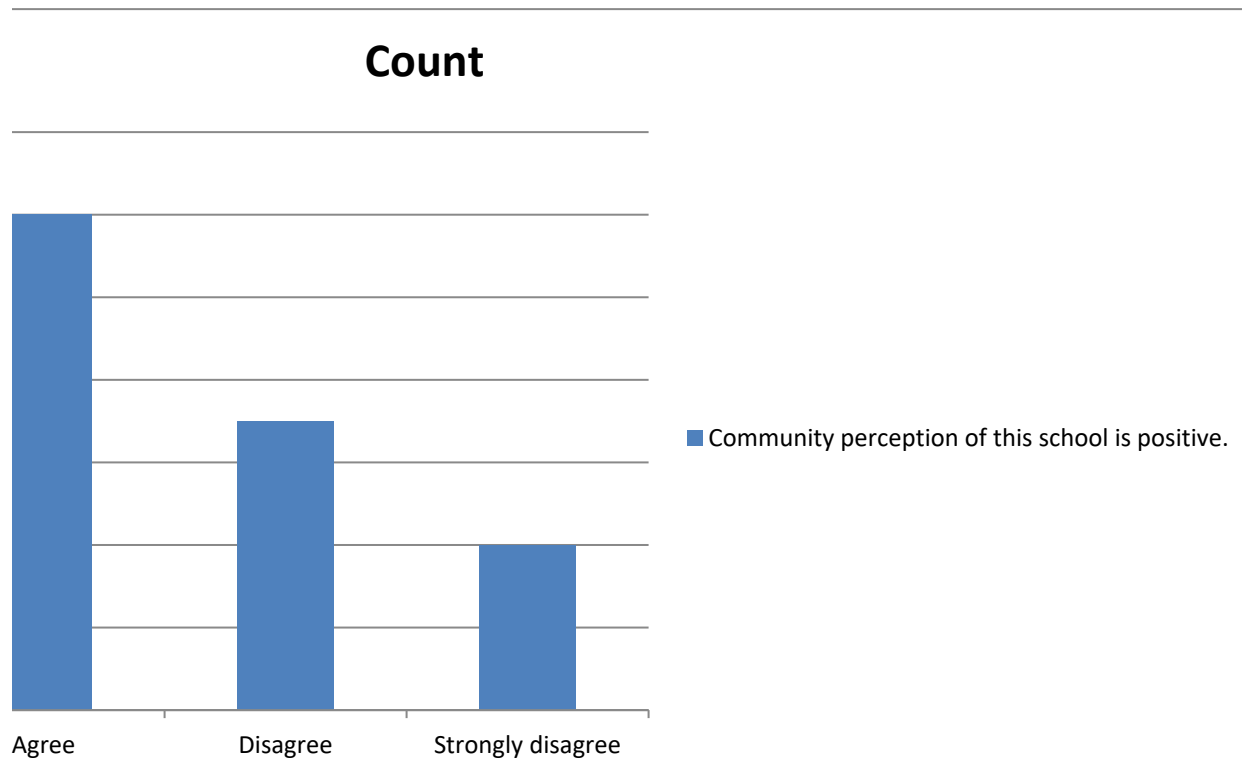
Select a chart and choose "Clustered Column", "100% Stacked Column", or "Pie" chart in Powerpoint or To create a correct "100% Stacked Column" chart, choose the chart then click "Switch Row/Column" (PC

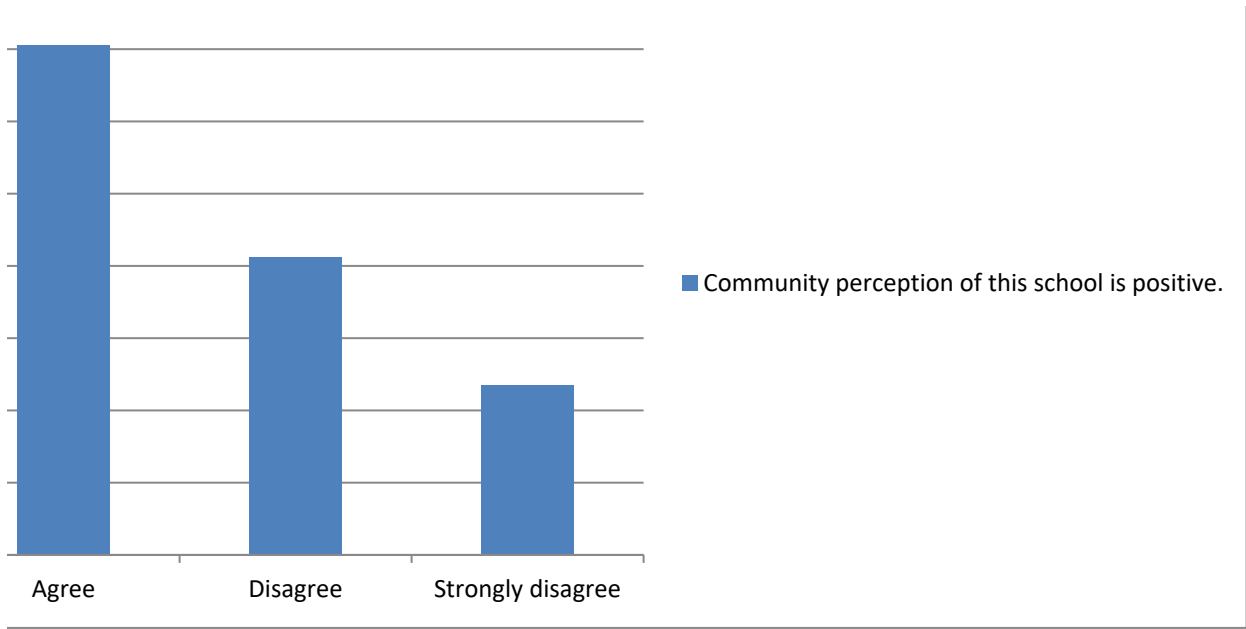
Count	Community	Percent	Community perception of this school is positive.
Strongly ag	11	Strongly ag 32.4%	
Agree	12	Agree 35.3%	
Disagree	7	Disagree 20.6%	
Strongly di:	4	Strongly di: 11.8%	





· Excel, to change the chart type.
C) or "Switch Plot" (Mac) in the chart tools





Summary of This school or local education agency (district/charter) provides training in safety procedur

Categorical Summary

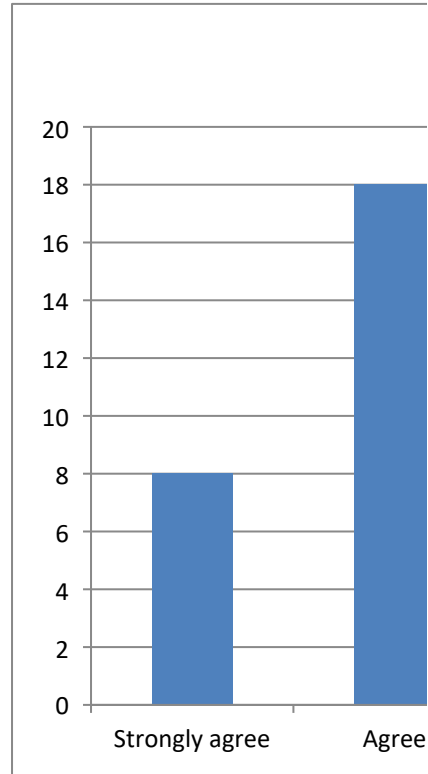
Sample Size Number of Distinct Categories

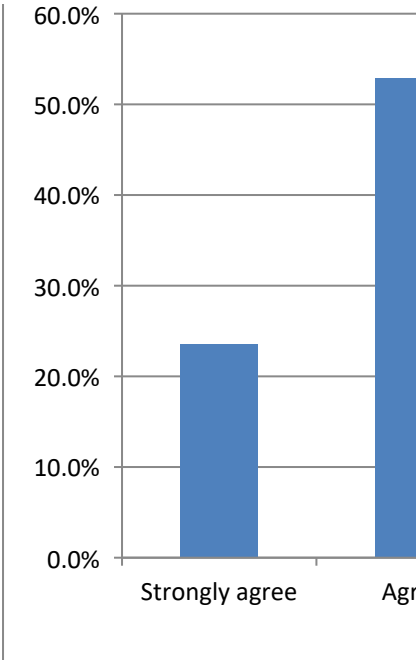
34 of 34 5

This school	Count	Percent of	Confidence Interval (Percent of Data)
Strongly ag	8	23.5%	12.4% to 40.0%
Agree	18	52.9%	36.7% to 68.5%
Disagree	1	2.9%	0.5% to 14.9%
Strongly di:	1	2.9%	0.5% to 14.9%
I don't know	6	17.6%	8.3% to 33.5%

Select a chart and choose "Clustered Column", "100% Stacked Column", or "Pie" chart in Powerpoint or To create a correct "100% Stacked Column" chart, choose the chart then click "Switch Row/Column" (PC

Count	This school	Percent	This school or local education agency (district/charter) pr
Strongly ag	8	Strongly ag	23.5%
Agree	18	Agree	52.9%
Disagree	1	Disagree	2.9%
Strongly di:	1	Strongly di:	2.9%
I don't know	6	I don't know	17.6%

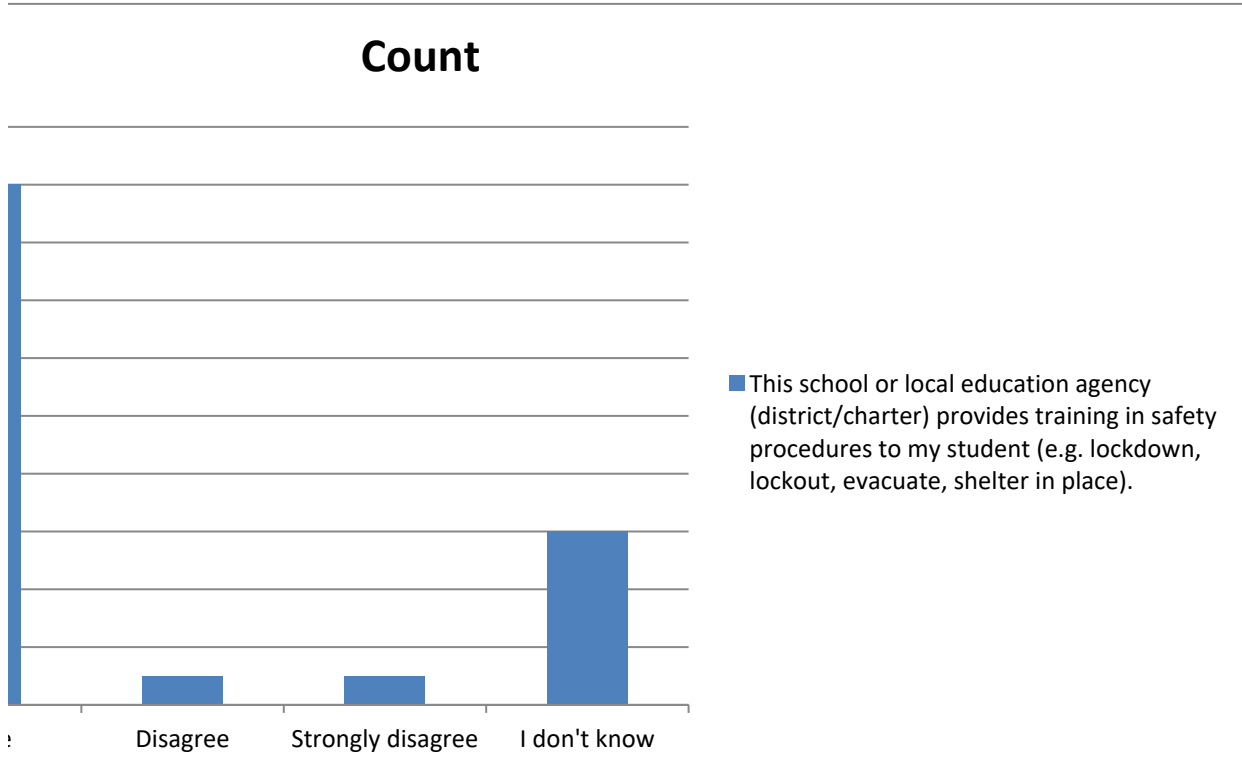


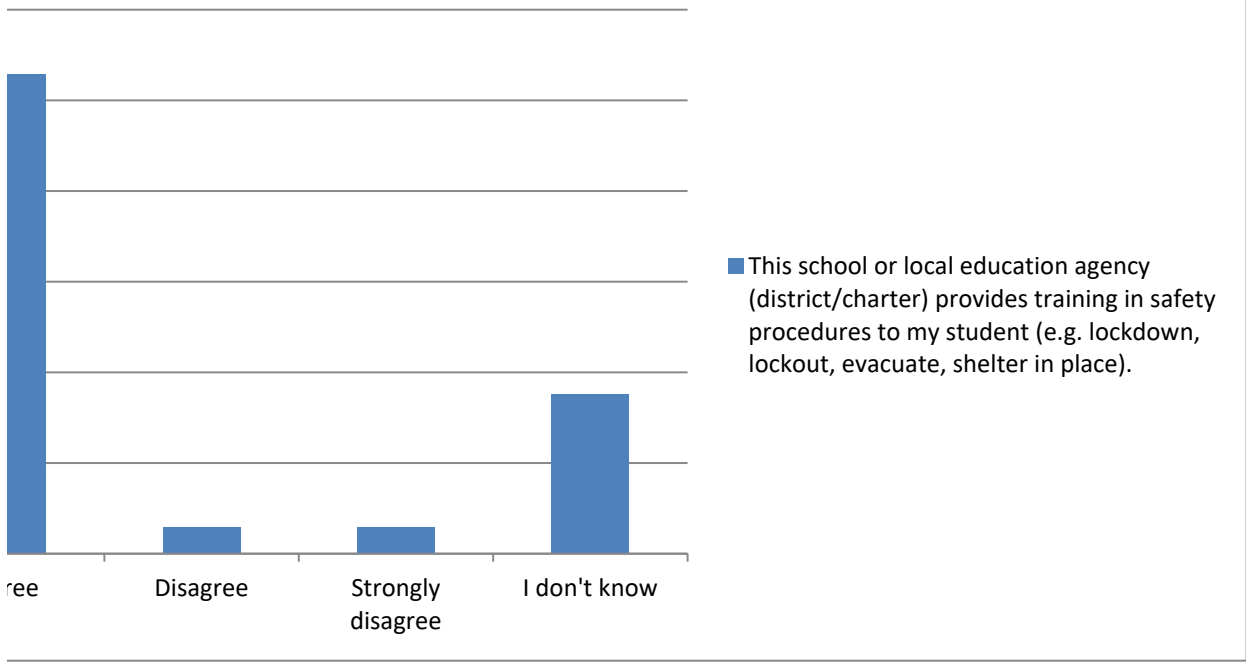


es to my student (e.g. lockdown, lockout, evacuate, shelter in place).

· Excel, to change the chart type.
C) or "Switch Plot" (Mac) in the chart tools

rovides training in safety procedures to my student (e.g. lockdown, lockout, evacuate, shelter in place).





Summary of This school notifies parents or guardians effectively in the case of a school-wide emergency

Categorical Summary

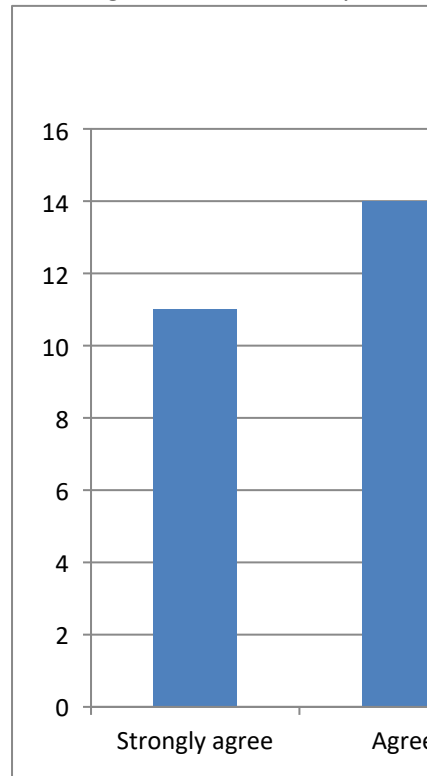
Sample Size Number of Distinct Categories

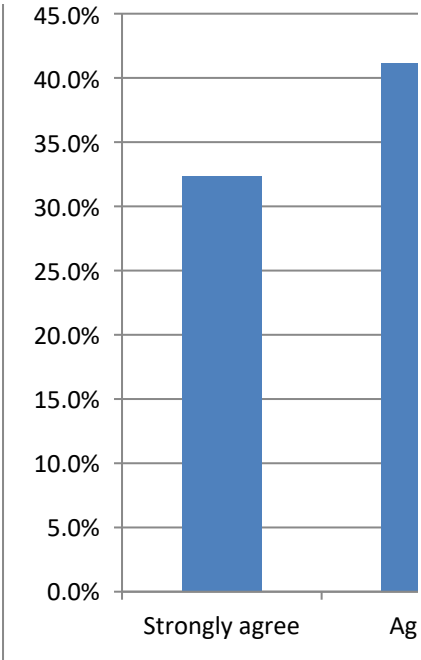
34 of 34 5

This school	Count	Percent of	Confidence Interval (Percent of Data)
Strongly ag	11	32.4%	19.1% to 49.2%
Agree	14	41.2%	26.4% to 57.8%
Disagree	4	11.8%	4.7% to 26.6%
Strongly di:	3	8.8%	3.0% to 23.0%
I don't know	2	5.9%	1.6% to 19.1%

Select a chart and choose "Clustered Column", "100% Stacked Column", or "Pie" chart in Powerpoint or To create a correct "100% Stacked Column" chart, choose the chart then click "Switch Row/Column" (PC

Count	This school	Percent	This school notifies parents or guardians effectively in the
Strongly ag	11	Strongly ag	32.4%
Agree	14	Agree	41.2%
Disagree	4	Disagree	11.8%
Strongly di:	3	Strongly di:	8.8%
I don't know	2	I don't know	5.9%

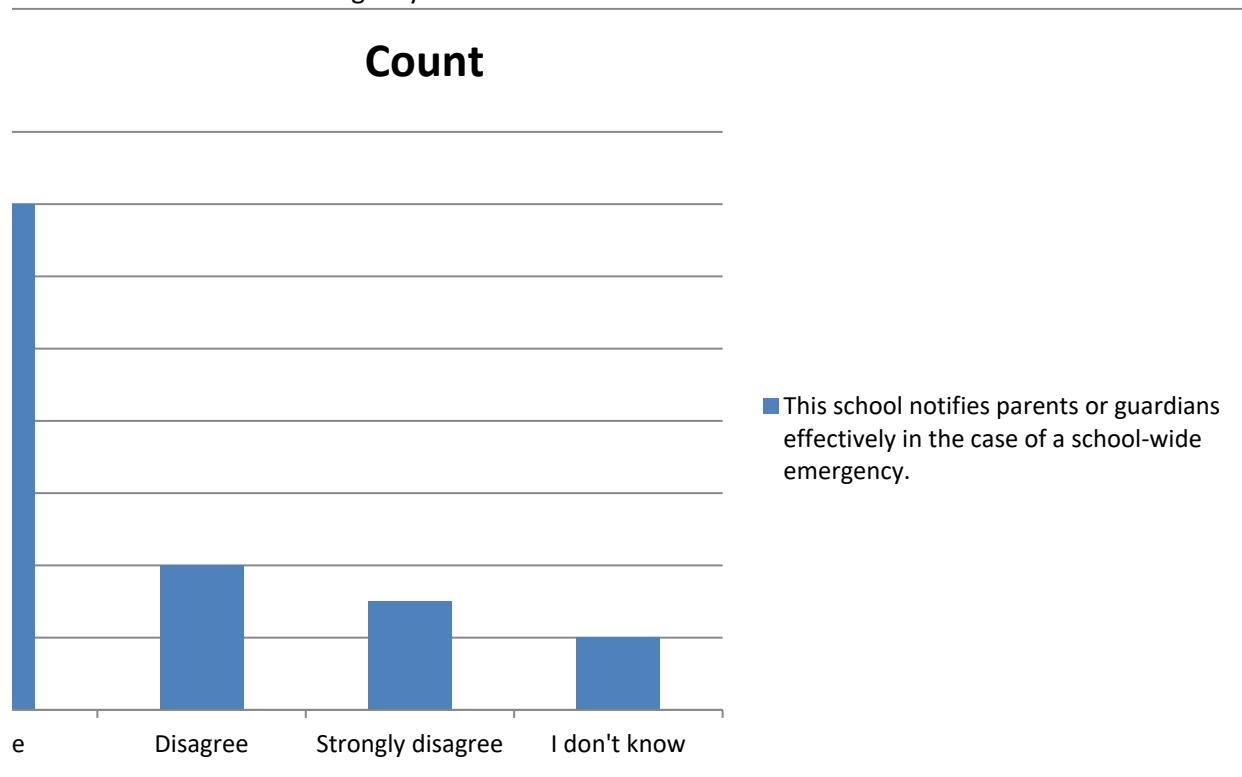


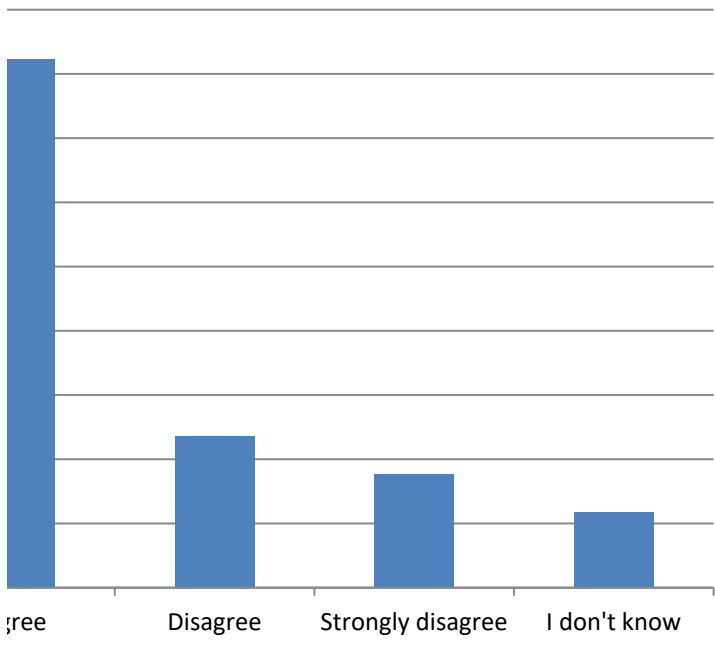


y.

· Excel, to change the chart type.
C) or "Switch Plot" (Mac) in the chart tools

case of a school-wide emergency.





■ This school notifies parents or guardians effectively in the case of a school-wide emergency.

Summary of School rules are applied equally to all students.

Categorical Summary

Sample Size Number of Distinct Categories

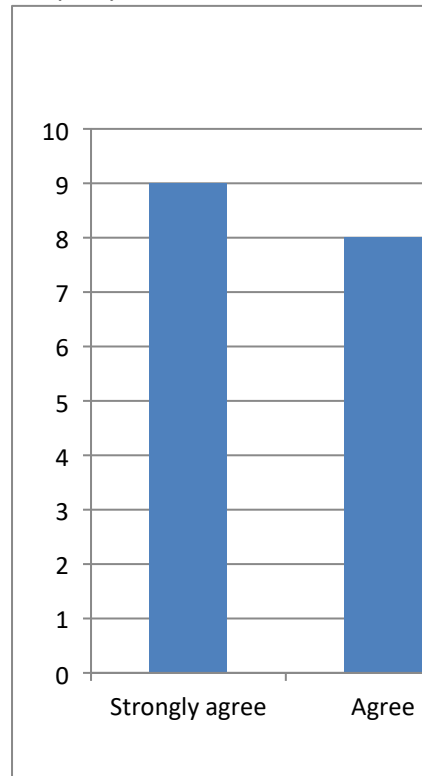
34 of 34 5

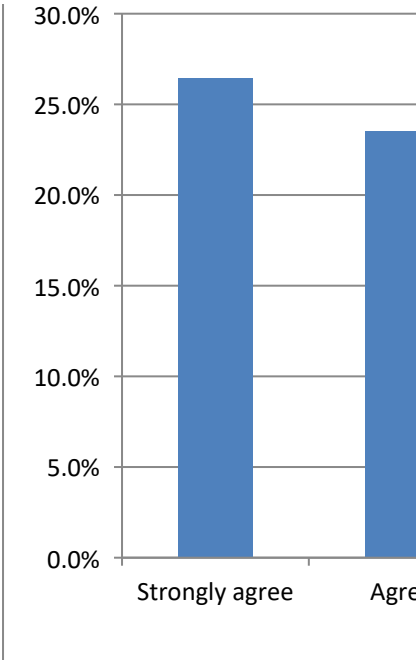
School rule	Count	Percent of	Confidence Interval (Percent of Data)
Strongly ag	9	26.5%	14.6% to 43.1%
Agree	8	23.5%	12.4% to 40.0%
Disagree	8	23.5%	12.4% to 40.0%
Strongly di:	7	20.6%	10.3% to 36.8%
I don't know	2	5.9%	1.6% to 19.1%

Select a chart and choose "Clustered Column", "100% Stacked Column", or "Pie" chart in Powerpoint or To create a correct "100% Stacked Column" chart, choose the chart then click "Switch Row/Column" (PC

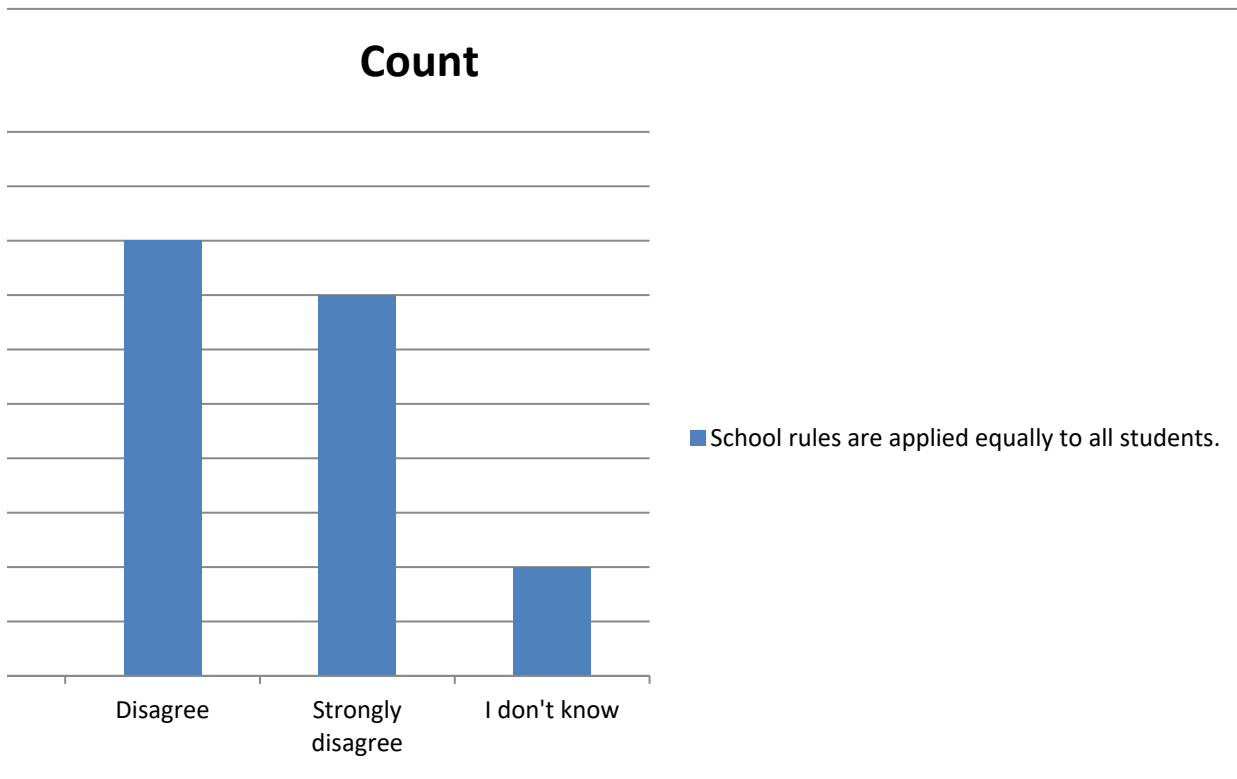
Count	School rule	Percent
9	Strongly ag	26.5%
8	Agree	23.5%
8	Disagree	23.5%
7	Strongly di:	20.6%
2	I don't know	5.9%

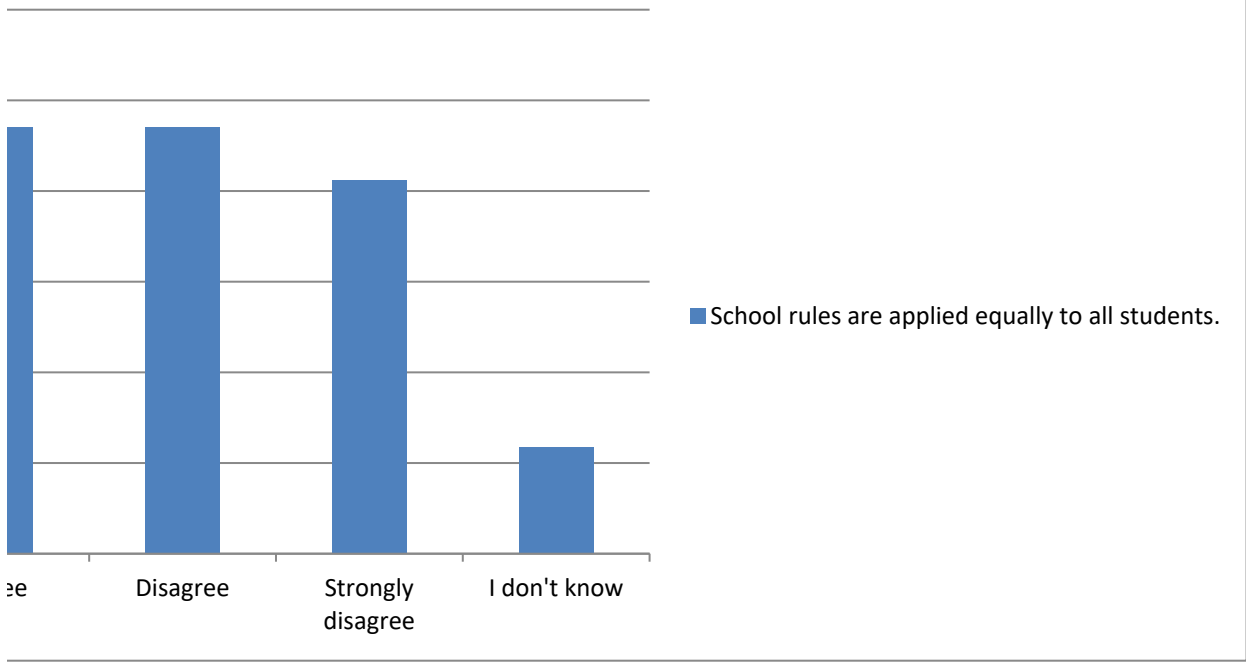
School rules are applied equally to all students.





· Excel, to change the chart type.
C) or "Switch Plot" (Mac) in the chart tools





Summary of Students are recognized for positive behaviors at their school.

Categorical Summary

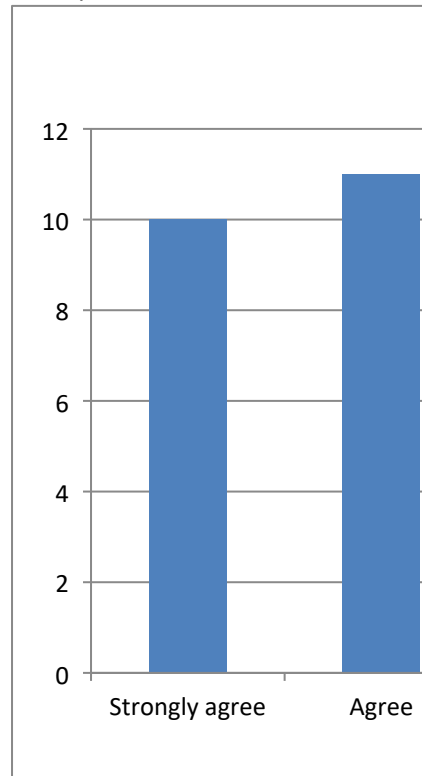
Sample Size Number of Distinct Categories

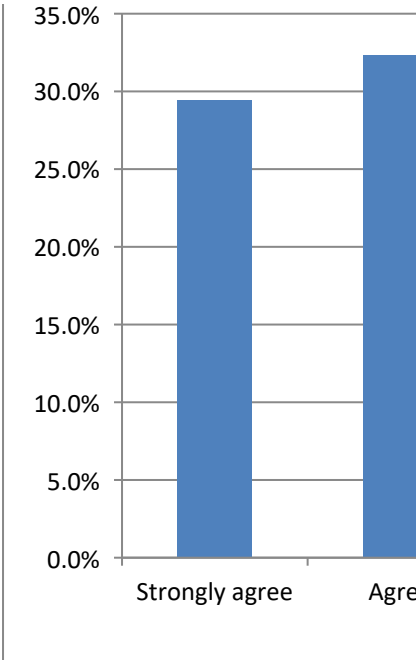
34 of 34 5

Students at Count	Percent of	Confidence Interval (Percent of Data)
Strongly ag	10	29.4% 16.8% to 46.2%
Agree	11	32.4% 19.1% to 49.2%
Disagree	6	17.6% 8.3% to 33.5%
Strongly di:	2	5.9% 1.6% to 19.1%
I don't know	5	14.7% 6.4% to 30.1%

Select a chart and choose "Clustered Column", "100% Stacked Column", or "Pie" chart in Powerpoint or To create a correct "100% Stacked Column" chart, choose the chart then click "Switch Row/Column" (PC

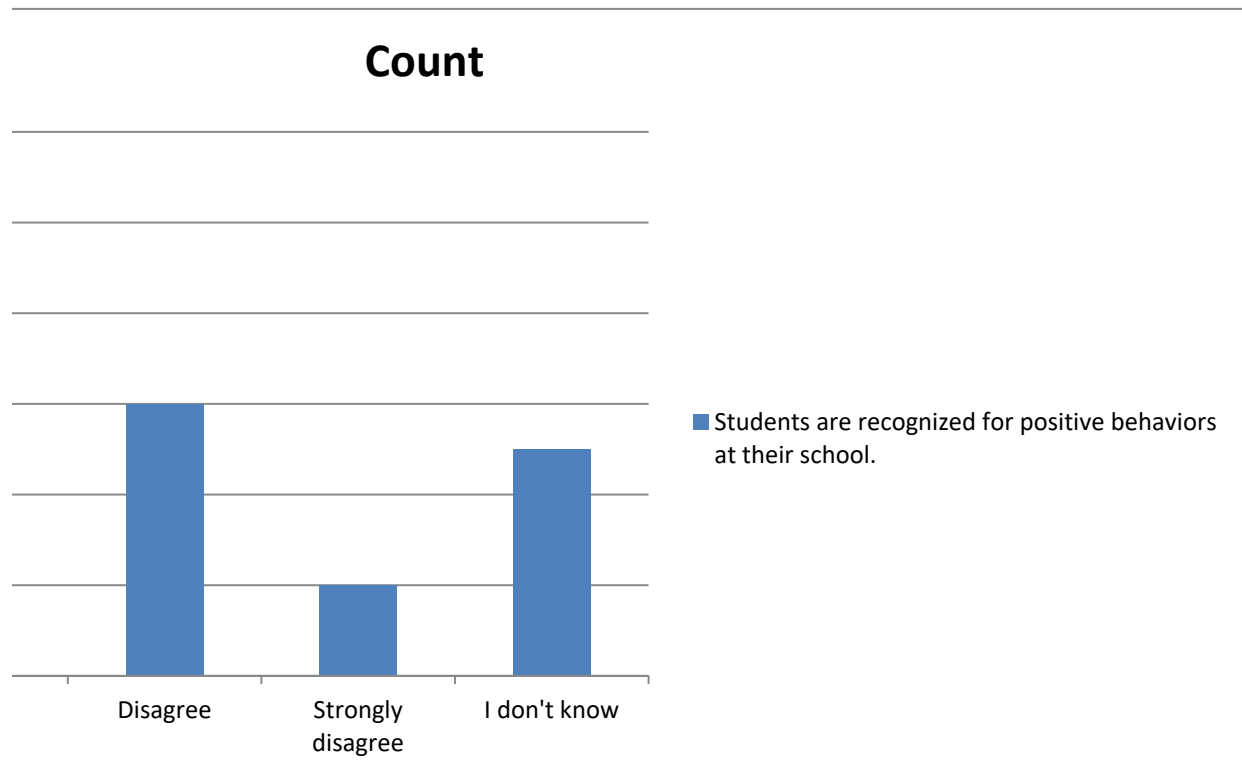
Count	Students at	Percent	Students are recognized for positive behaviors at their scl
Strongly ag	10	Strongly ag	29.4%
Agree	11	Agree	32.4%
Disagree	6	Disagree	17.6%
Strongly di:	2	Strongly di:	5.9%
I don't know	5	I don't know	14.7%

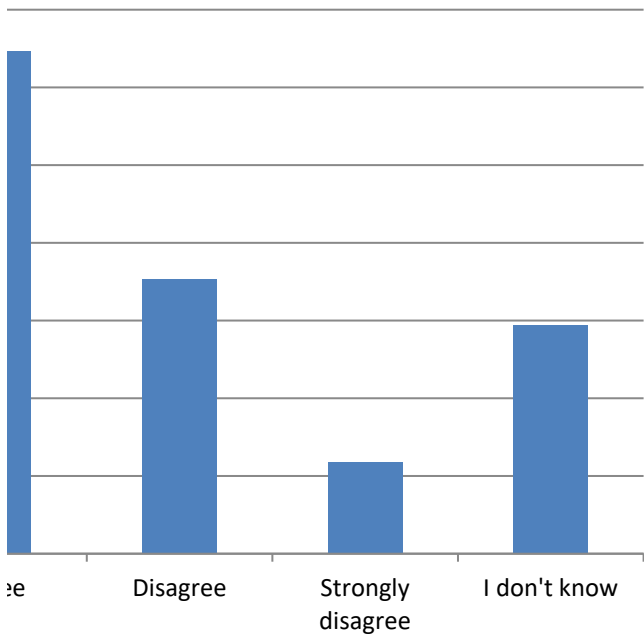




· Excel, to change the chart type.
C) or "Switch Plot" (Mac) in the chart tools

hool.





■ Students are recognized for positive behaviors at their school.

Summary of My student learns about healthy relationships and communication at school.

Categorical Summary

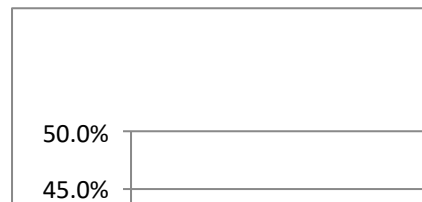
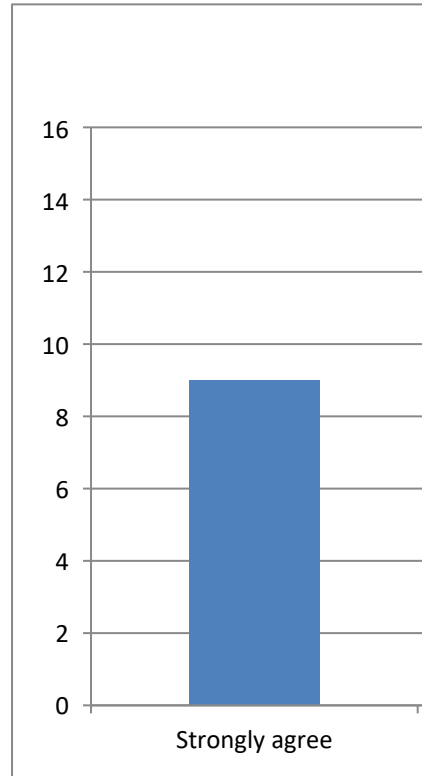
Sample Size Number of Distinct Categories

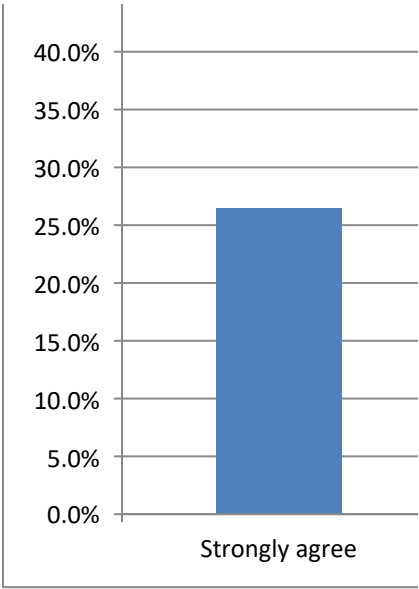
34 of 34 3

My student	Count	Percent of	Confidence Interval (Percent of Data)
Strongly ag	9	26.5%	14.6% to 43.1%
Agree	15	44.1%	28.9% to 60.5%
Disagree	10	29.4%	16.8% to 46.2%

Select a chart and choose "Clustered Column", "100% Stacked Column", or "Pie" chart in Powerpoint or To create a correct "100% Stacked Column" chart, choose the chart then click "Switch Row/Column" (PC


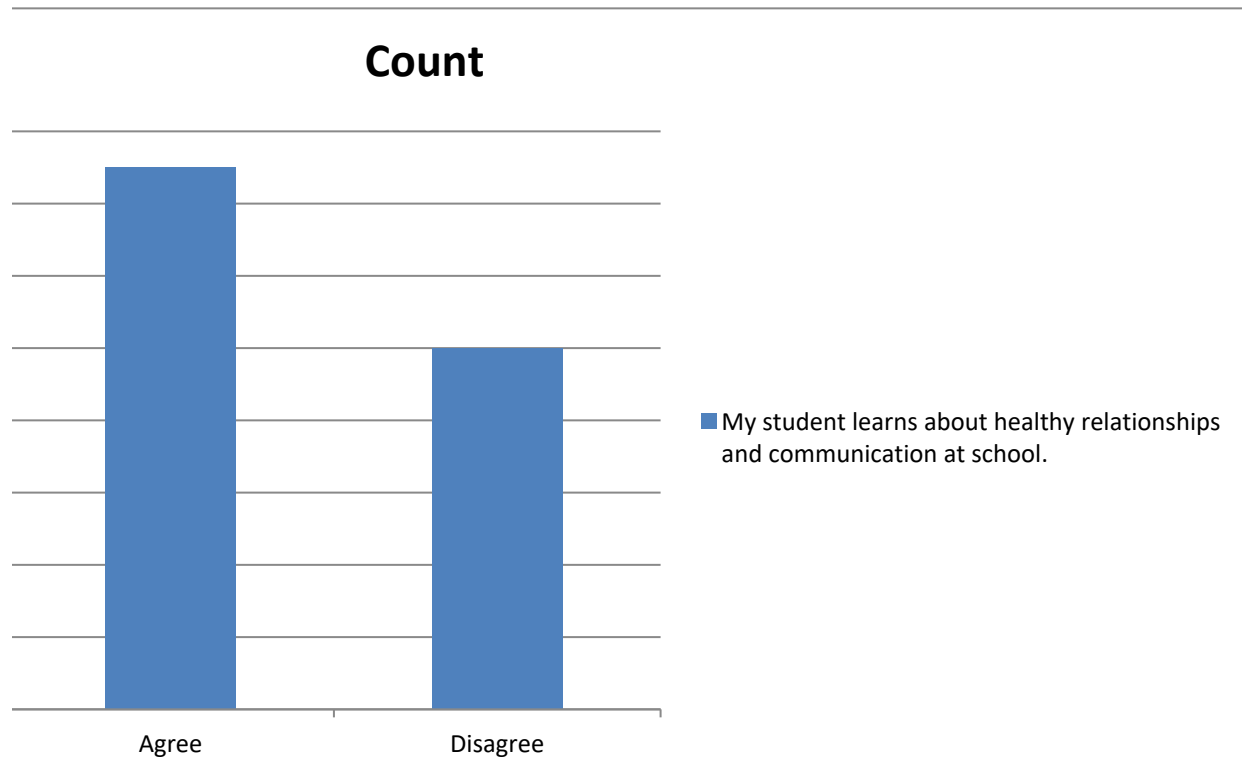
Count	My student	Percent	My student learns about healthy relationships and comm
Strongly ag	9	Strongly ag 26.5%	
Agree	15	Agree 44.1%	
Disagree	10	Disagree 29.4%	

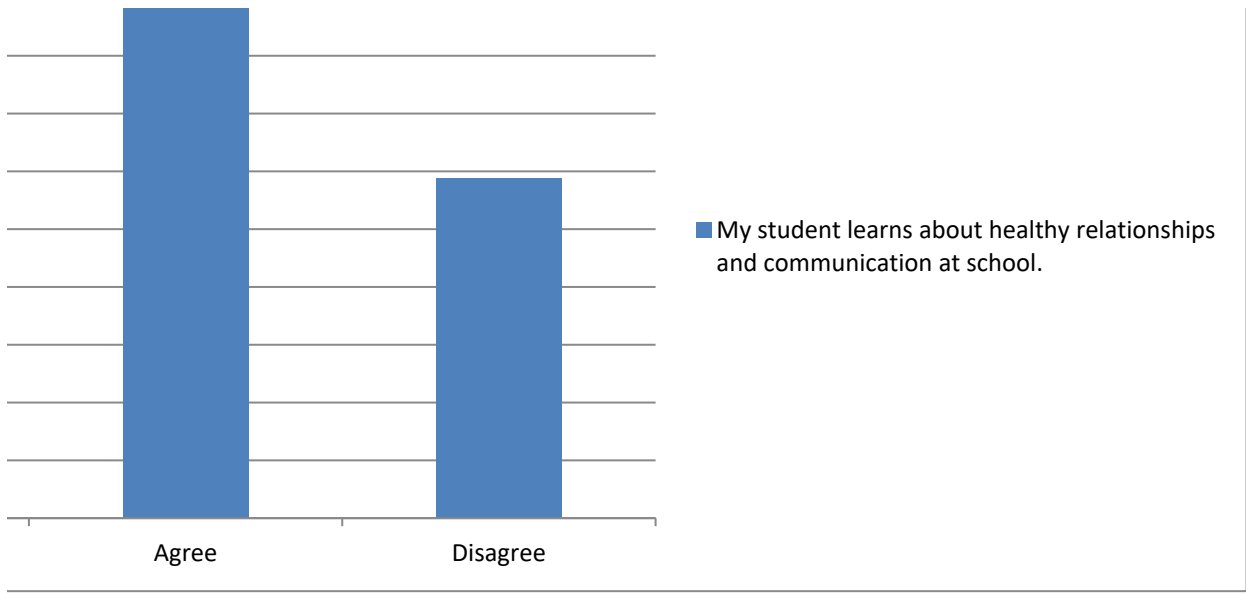




· Excel, to change the chart type.
C) or "Switch Plot" (Mac) in the chart tools

unication at school.





Summary of At this school, my student feels like they belong.

Categorical Summary


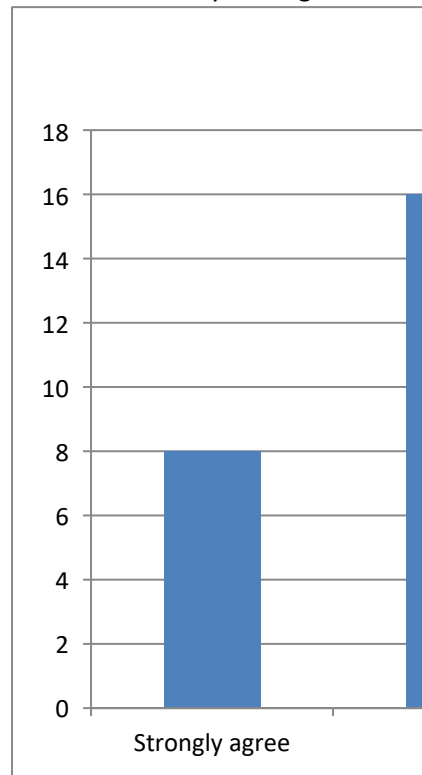
Sample Size Number of Distinct Categories

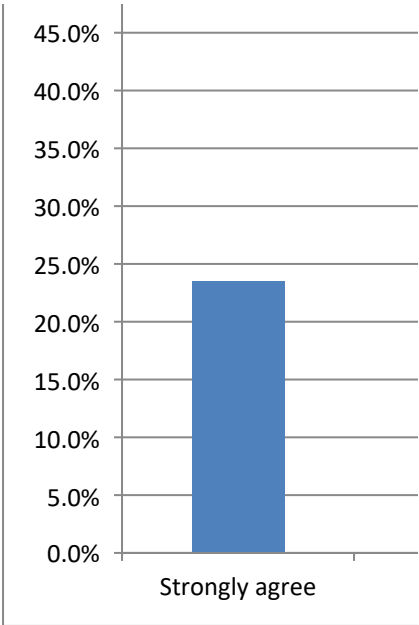
34 of 34 4

At this schc	Count	Percent of	Confidence Interval (Percent of Data)
Strongly ag	8	23.5%	12.4% to 40.0%
Agree	16	47.1%	31.5% to 63.3%
Disagree	9	26.5%	14.6% to 43.1%
Strongly di:	1	2.9%	0.5% to 14.9%

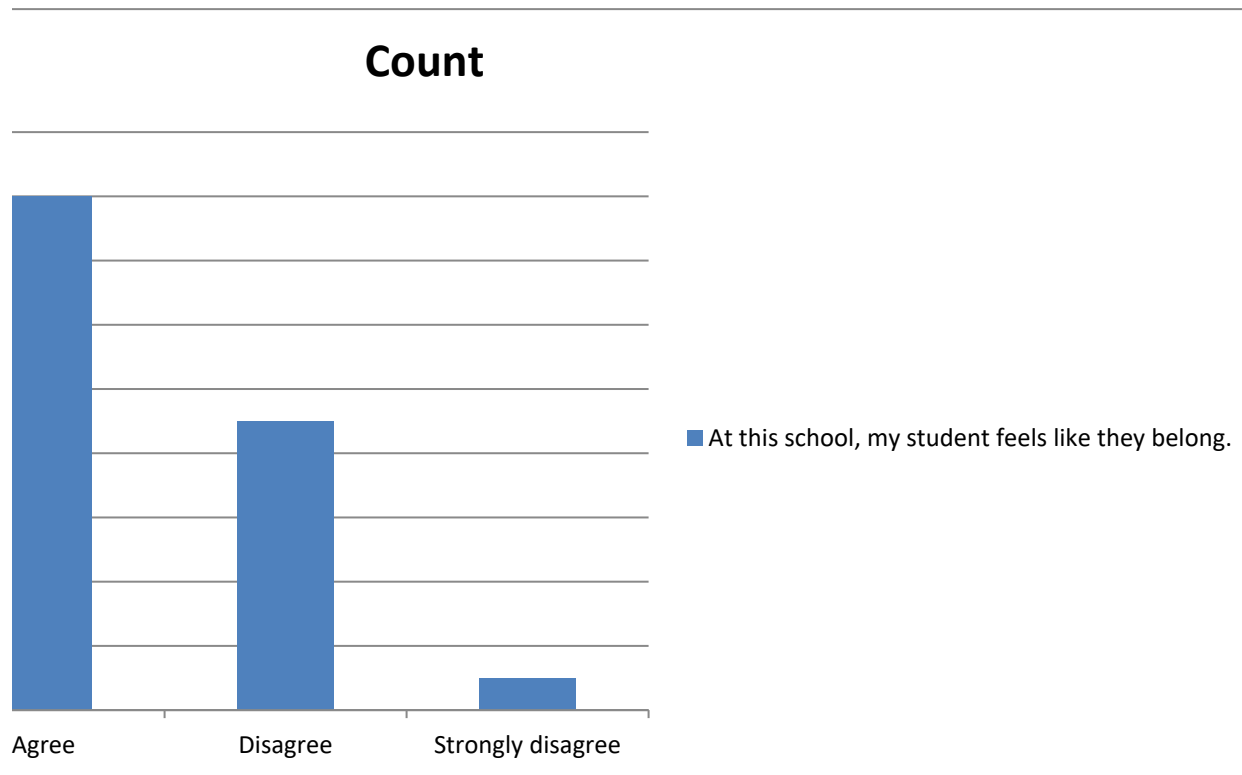
Select a chart and choose "Clustered Column", "100% Stacked Column", or "Pie" chart in Powerpoint or To create a correct "100% Stacked Column" chart, choose the chart then click "Switch Row/Column" (PC

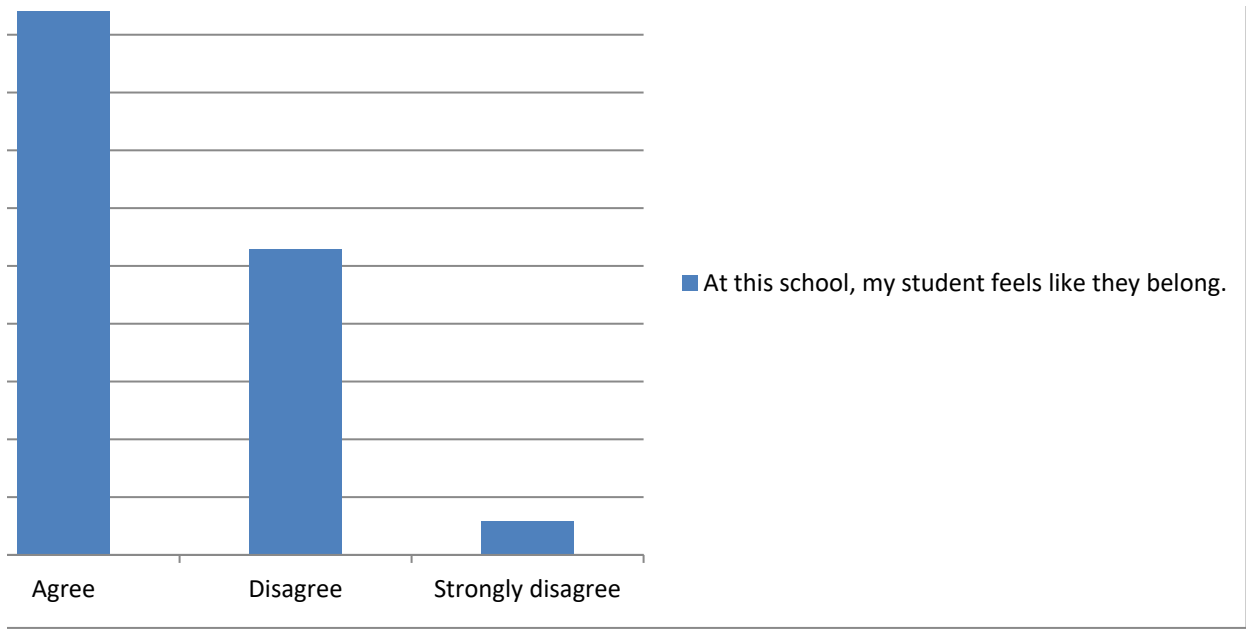
Count	At this schc	Percent	At this school, my student feels like they belong.
Strongly ag	8	Strongly ag 23.5%	
Agree	16	Agree 47.1%	
Disagree	9	Disagree 26.5%	
Strongly di:	1	Strongly di: 2.9%	





· Excel, to change the chart type.
C) or "Switch Plot" (Mac) in the chart tools





Summary of My student is safe at this school.

Categorical Summary


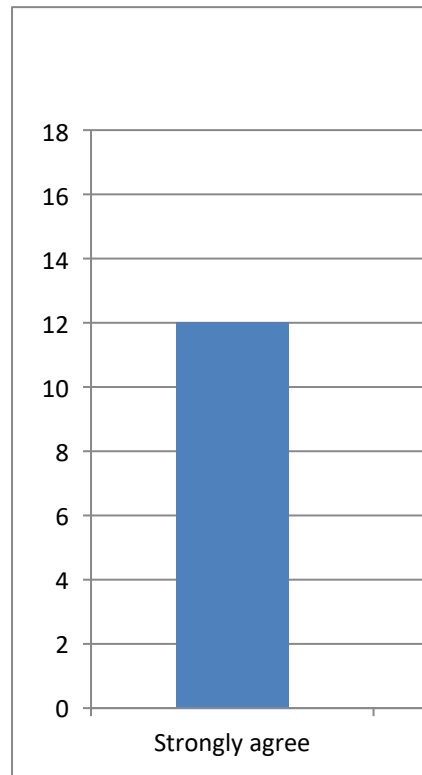
Sample Size Number of Distinct Categories

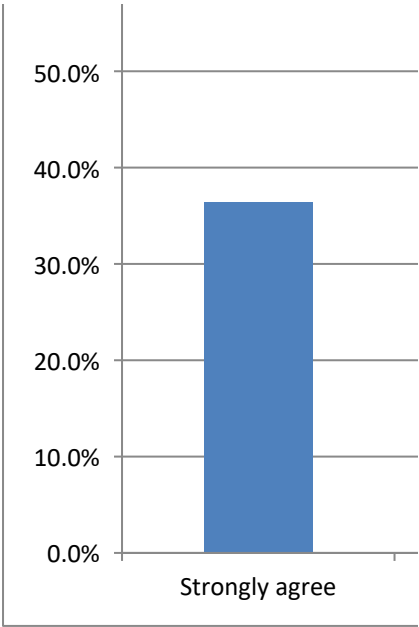
33 of 33 4

My student	Count	Percent of	Confidence Interval (Percent of Data)
Strongly ag	12	36.4%	22.2% to 53.4%
Agree	16	48.5%	32.5% to 64.8%
Disagree	4	12.1%	4.8% to 27.3%
Strongly di:	1	3.0%	0.5% to 15.3%


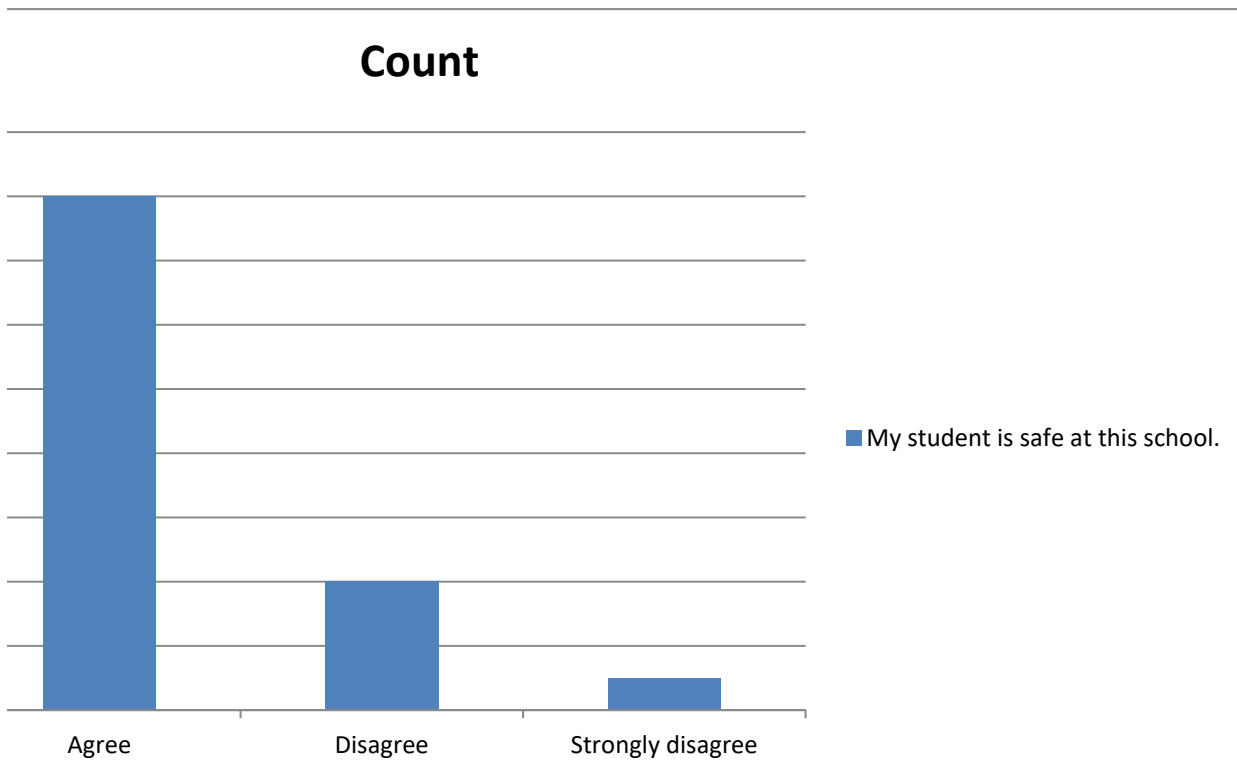
Select a chart and choose "Clustered Column", "100% Stacked Column", or "Pie" chart in Powerpoint or To create a correct "100% Stacked Column" chart, choose the chart then click "Switch Row/Column" (PC

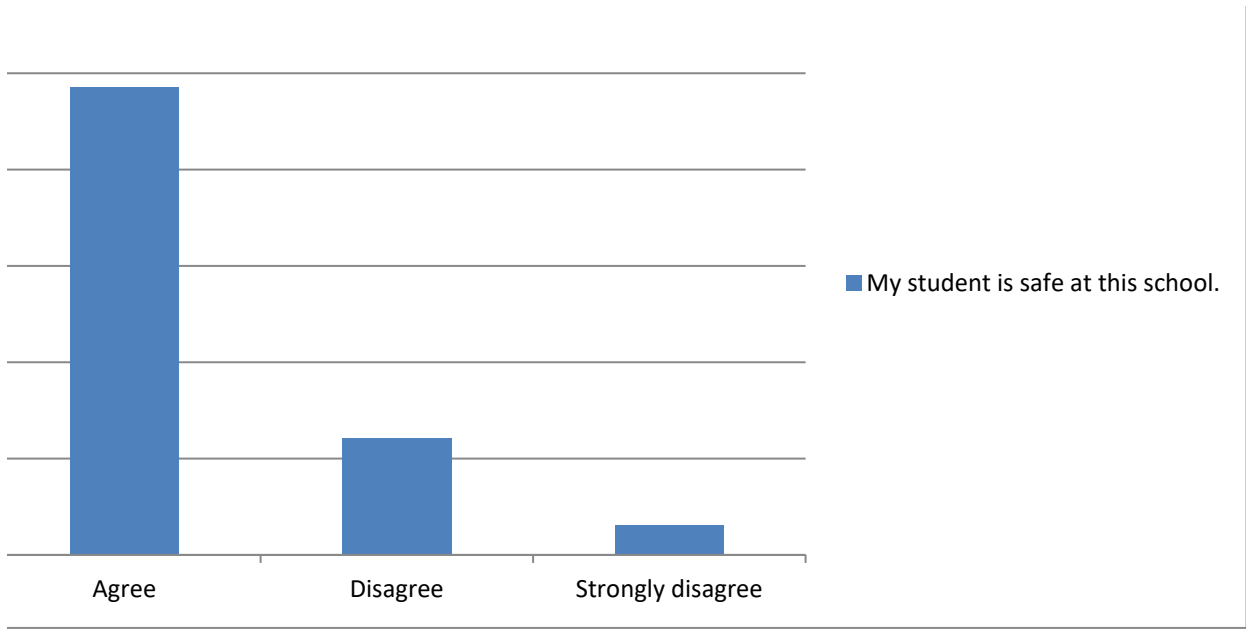
Count	My student	Percent	My student is safe at this school.
Strongly ag	12	Strongly ag 36.4%	
Agree	16	Agree 48.5%	
Disagree	4	Disagree 12.1%	
Strongly di:	1	Strongly di: 3.0%	





· Excel, to change the chart type.
C) or "Switch Plot" (Mac) in the chart tools





Summary of My student feels safe going to and from school.

Categorical Summary

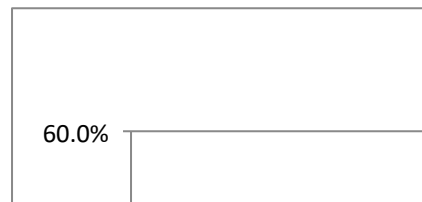
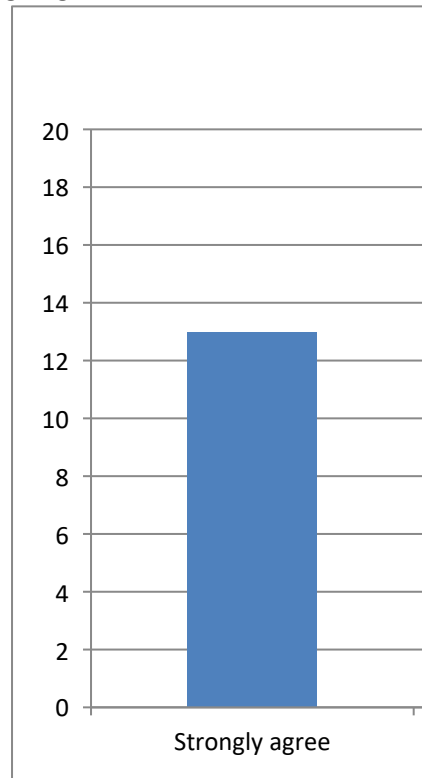
Sample Size Number of Distinct Categories

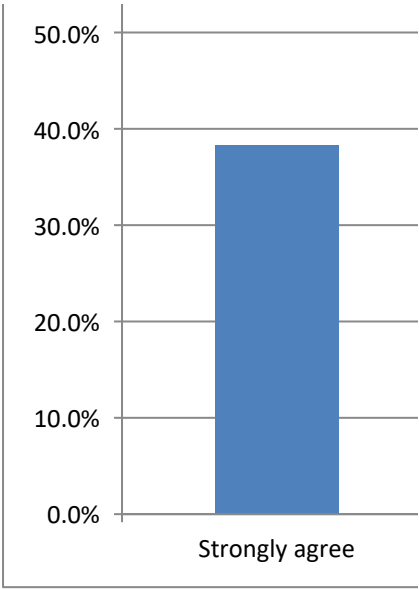
34 of 34 3

My student	Count	Percent of	Confidence Interval (Percent of Data)
Strongly ag	13	38.2%	23.9% to 55.0%
Agree	18	52.9%	36.7% to 68.5%
Disagree	3	8.8%	3.0% to 23.0%


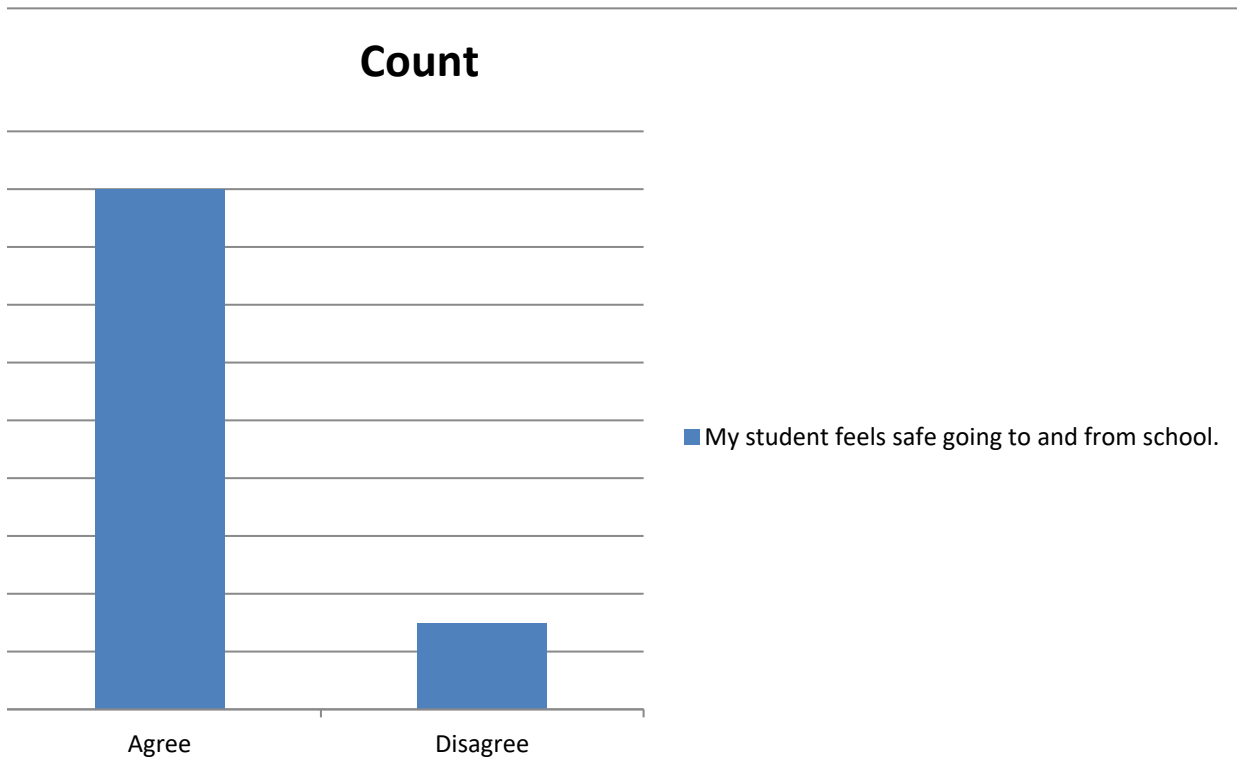
Select a chart and choose "Clustered Column", "100% Stacked Column", or "Pie" chart in Powerpoint or To create a correct "100% Stacked Column" chart, choose the chart then click "Switch Row/Column" (PC

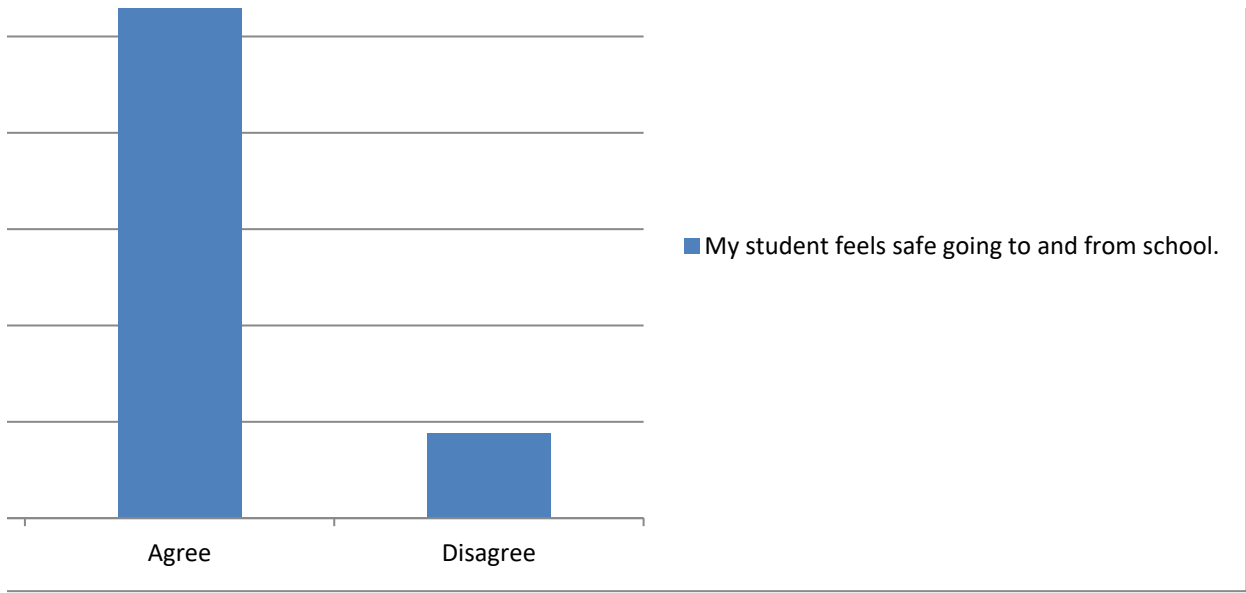
Count	My student	Percent	My student feels safe going to and from school.
Strongly ag	13	Strongly ag	38.2%
Agree	18	Agree	52.9%
Disagree	3	Disagree	8.8%





· Excel, to change the chart type.
C) or "Switch Plot" (Mac) in the chart tools





Summary of Adults at my student's school do their best to resolve bullying.

Categorical Summary


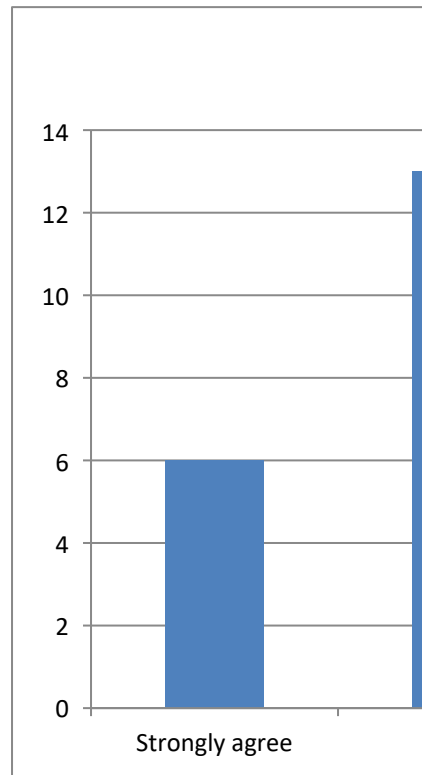
Sample Size Number of Distinct Categories

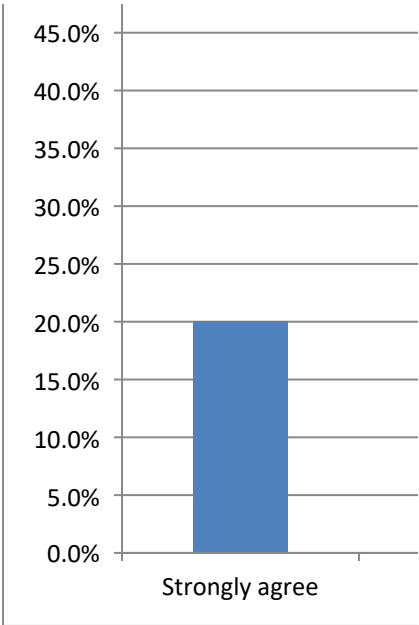
30 of 30 4

Adults at m	Count	Percent of	Confidence Interval (Percent of Data)
Strongly ag	6	20.0%	9.5% to 37.3%
Agree	13	43.3%	27.4% to 60.8%
Disagree	6	20.0%	9.5% to 37.3%
Strongly di:	5	16.7%	7.3% to 33.6%

Select a chart and choose "Clustered Column", "100% Stacked Column", or "Pie" chart in Powerpoint or To create a correct "100% Stacked Column" chart, choose the chart then click "Switch Row/Column" (PC

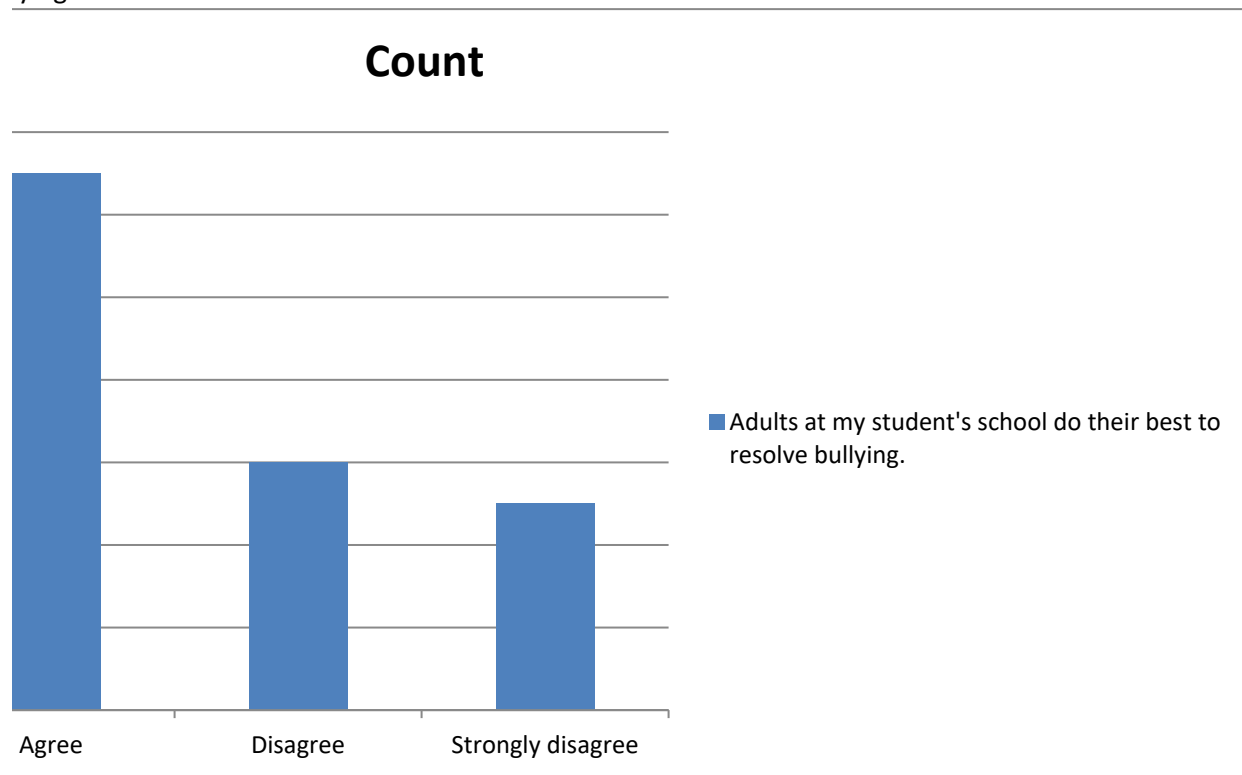
Count	Adults at m	Percent	Adults at my student's school do their best to resolve bull
Strongly ag	6	Strongly ag 20.0%	
Agree	13	Agree 43.3%	
Disagree	6	Disagree 20.0%	
Strongly di:	5	Strongly di: 16.7%	

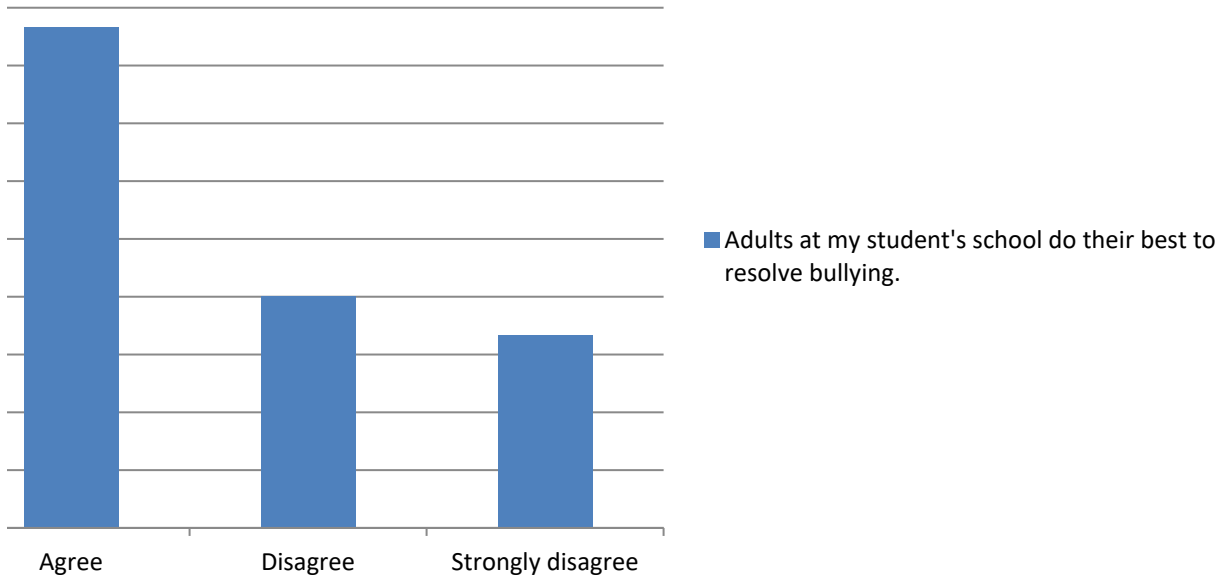




· Excel, to change the chart type.
C) or "Switch Plot" (Mac) in the chart tools

lying.





Summary of My student's school has an anti-bullying policy.

Categorical Summary

Sample Size Number of Distinct Categories

25 of 25 2

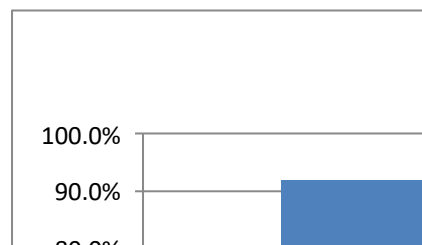

My student Count Percent of Confidence Interval (Percent of Data)

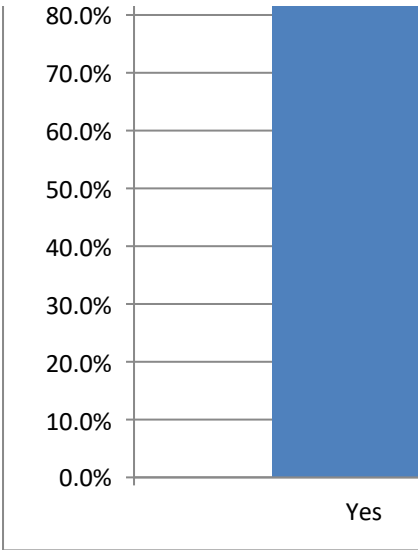
Yes 23 92.0% 75.0% to 97.8%

No 2 8.0% 2.2% to 25.0%


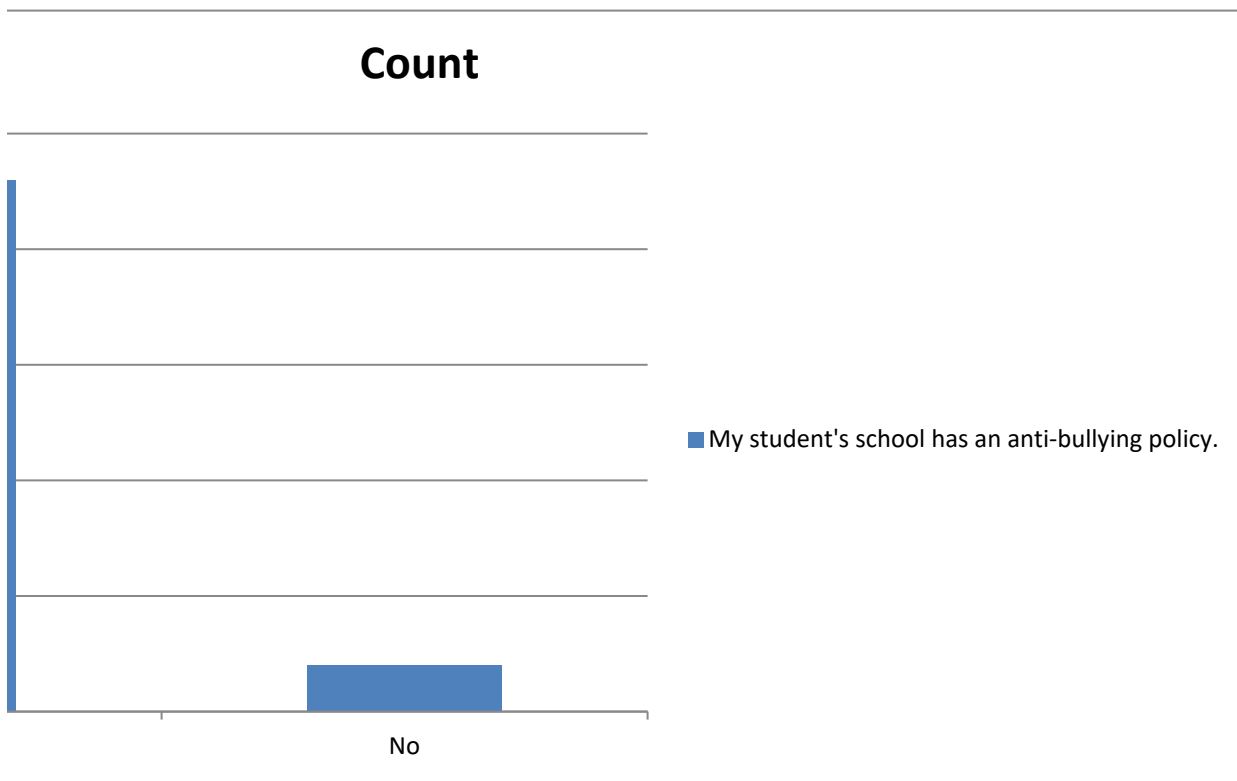
Select a chart and choose "Clustered Column", "100% Stacked Column", or "Pie" chart in Powerpoint or To create a correct "100% Stacked Column" chart, choose the chart then click "Switch Row/Column" (PC

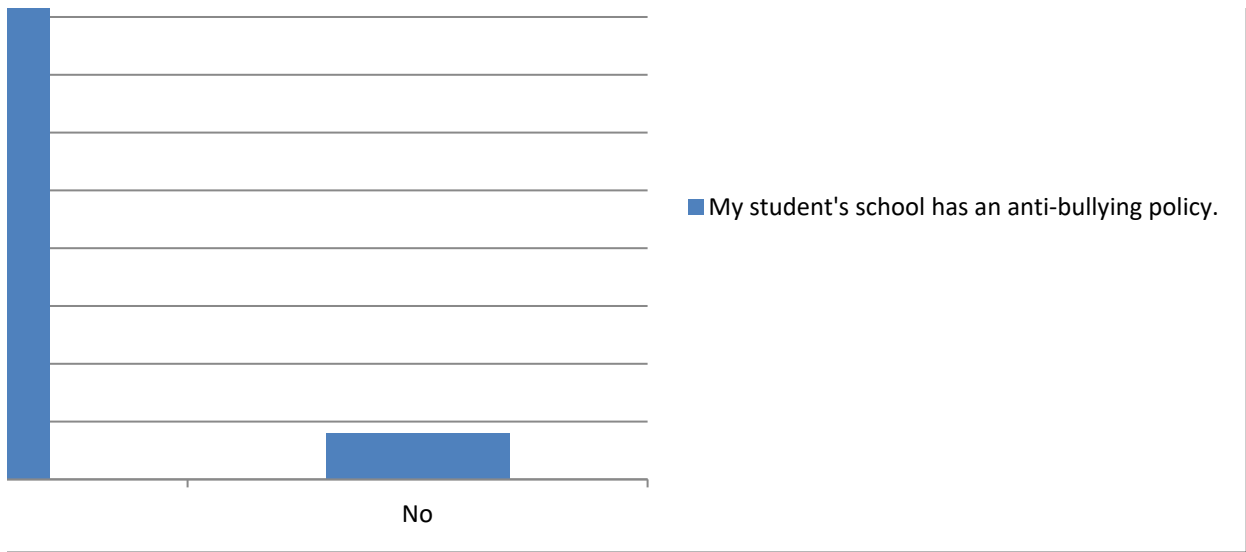
Count	My student	Percent	My student's school has an anti-bullying policy.
Yes	23	92.0%	Yes
No	2	8.0%	No





Excel, to change the chart type.
C) or "Switch Plot" (Mac) in the chart tools





Summary of I understand the difference between bullying and natural conflict.



Categorical Summary

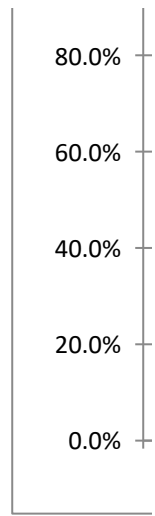
Sample Size	Average	Median	Number of Distinct Categories
34 of 34		2	2

Recode	I understand	Count	Percent of	Confidence Interval (Percent of Data)
2	Yes	34	100.0%	89.8% to 100.0%

Select a chart and choose "Clustered Column", "100% Stacked Column", or "Pie" chart in Powerpoint or To create a correct "100% Stacked Column" chart, choose the chart then click "Switch Row/Column" (PC

Recode	Count	I understand	Percent	I understand the difference between
2	Yes	34	Yes	100.0%

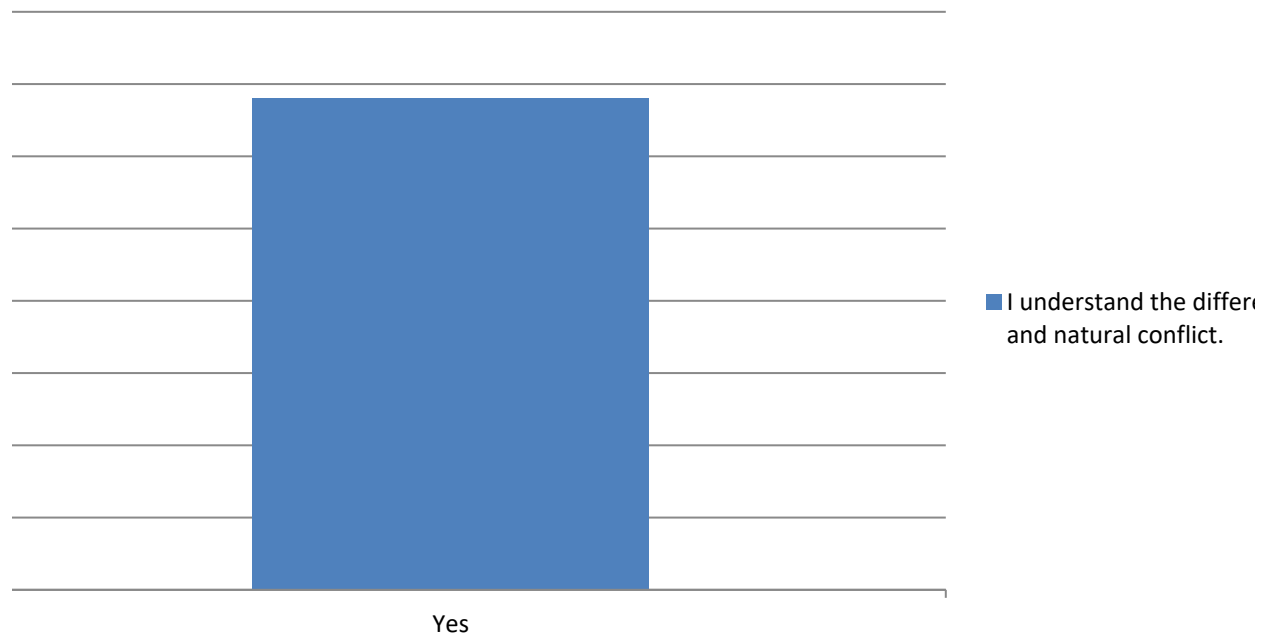




Excel, to change the chart type.
C) or "Switch Plot" (Mac) in the chart tools

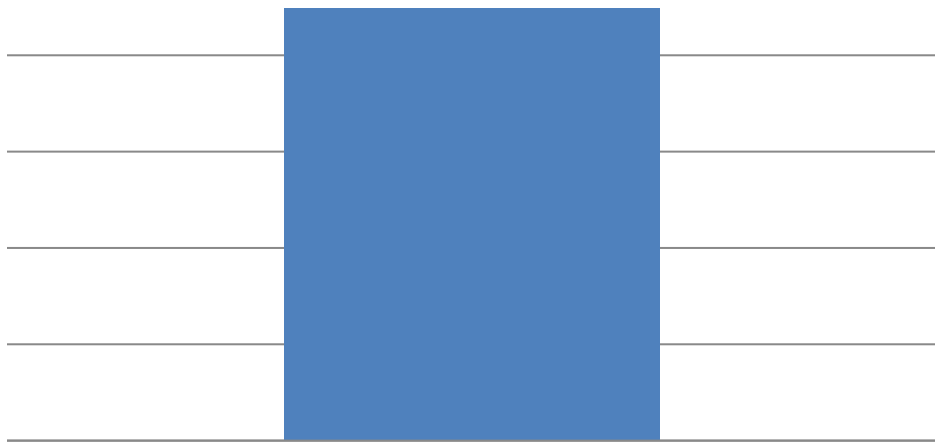
When bullying and natural conflict.

Count



Percent





■ I understand the difference between cultural and natural conflict.

Yes

ence between bullying

ence between bullying

Summary of LEA_NAME

Categorical Summary

Sample Size Number of Distinct Categories



106 of 106 1


LEA_NAME Count Percent of Confidence Interval (Percent of Data)

Garfield Di: 106 100.0% 96.5% to 100.0%


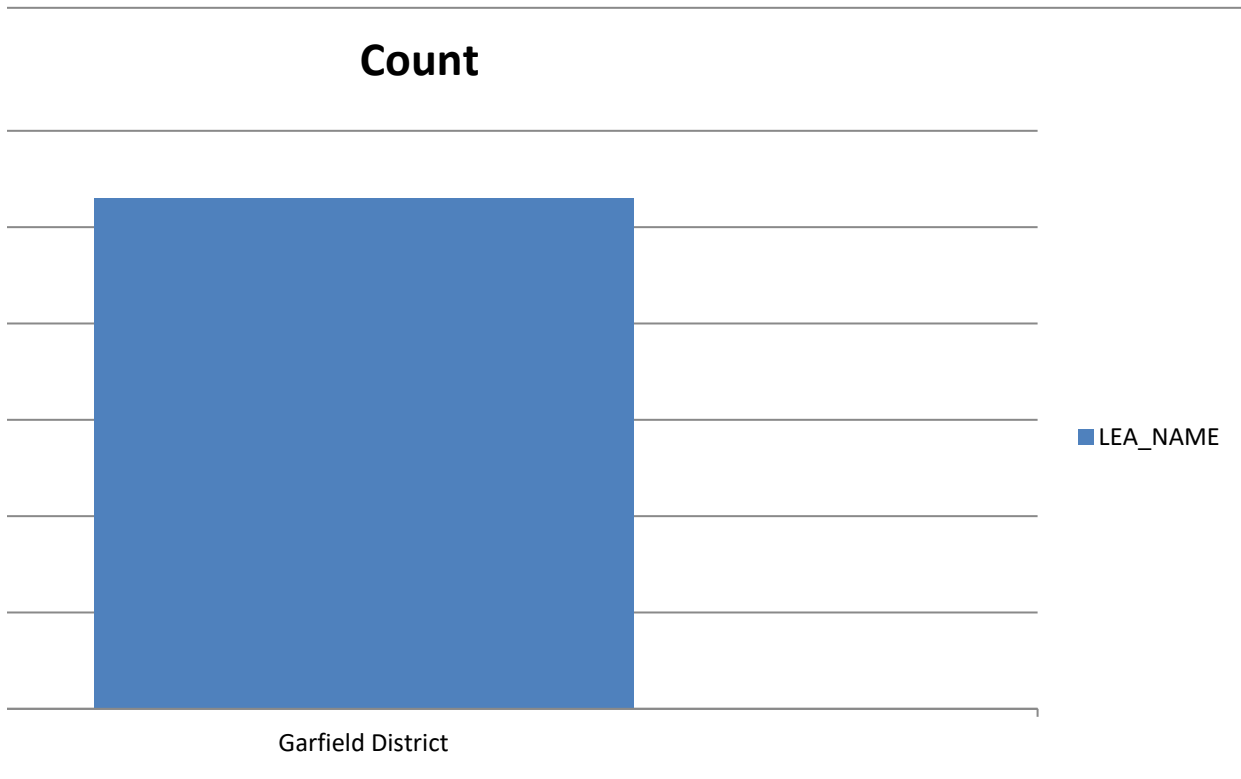
Select a chart and choose "Clustered Column", "100% Stacked Column", or "Pie" chart in Powerpoint or
To create a correct "100% Stacked Column" chart, choose the chart then click "Switch Row/Column" (PC

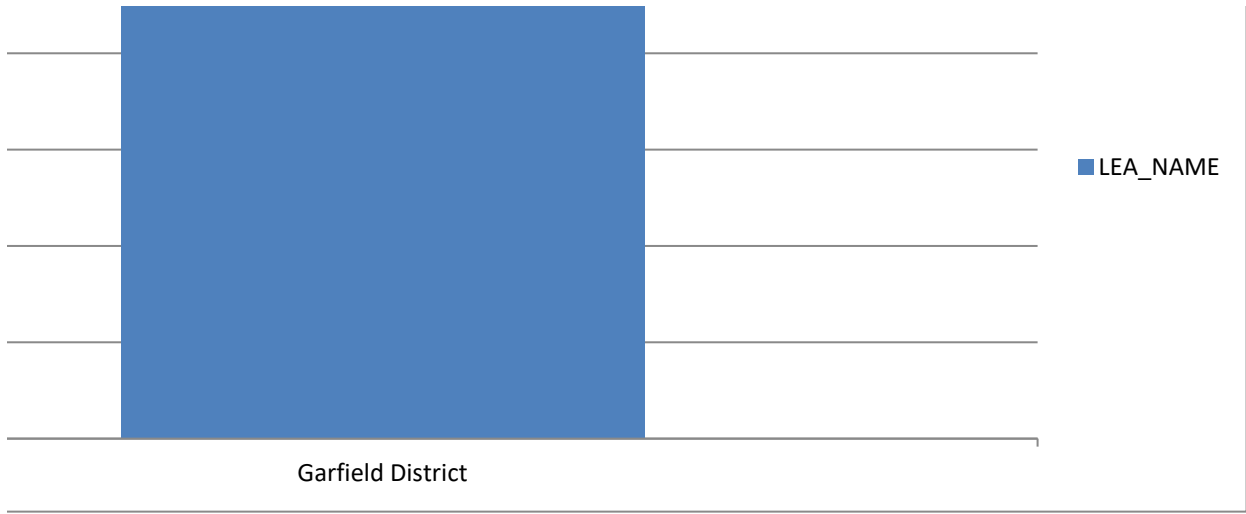
Count	LEA_NAME	Percent	LEA_NAME
Garfield Di:	106	Garfield Di:	100.0%





· Excel, to change the chart type.
C) or "Switch Plot" (Mac) in the chart tools





Summary of Session_Link

Categorical Summary

Sample Size Number of Distinct Categories



106 of 106 1


Session_Lir Count Percent of Confidence Interval (Percent of Data)

usbe.az1.qi 106 100.0% 96.5% to 100.0%


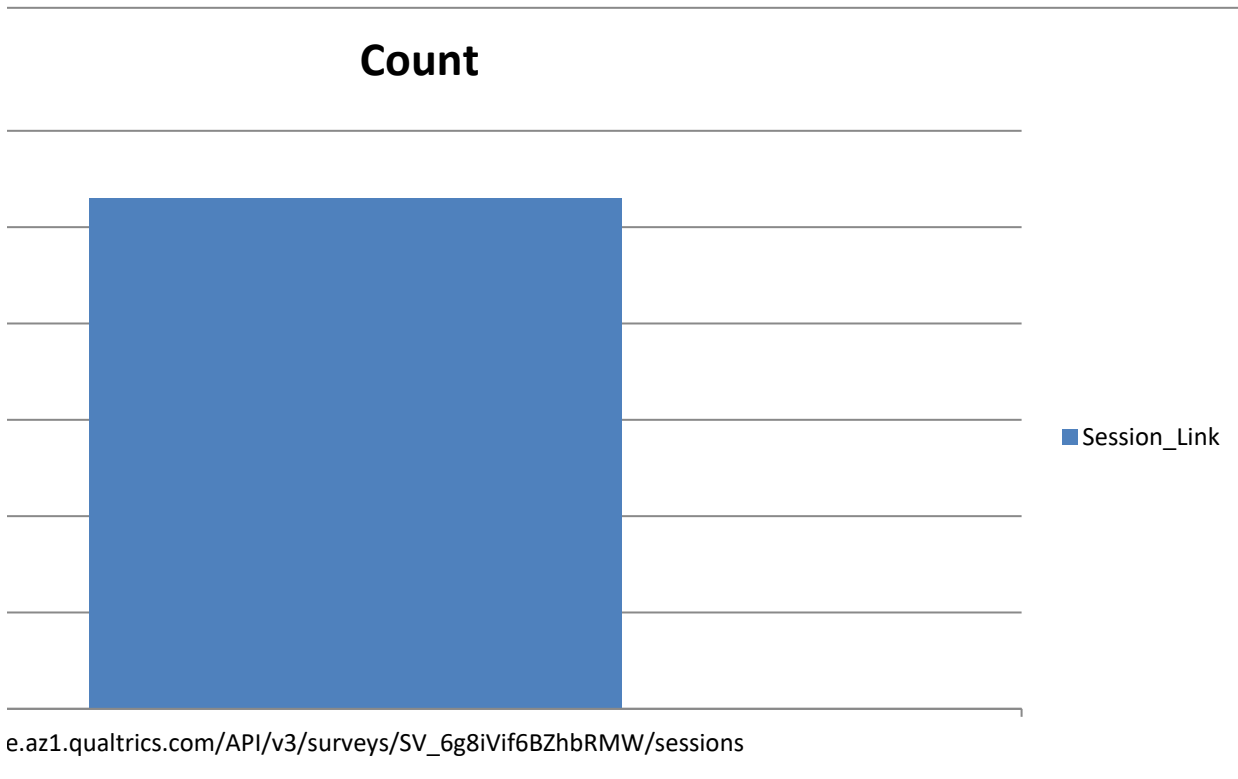
Select a chart and choose "Clustered Column", "100% Stacked Column", or "Pie" chart in Powerpoint or To create a correct "100% Stacked Column" chart, choose the chart then click "Switch Row/Column" (PC

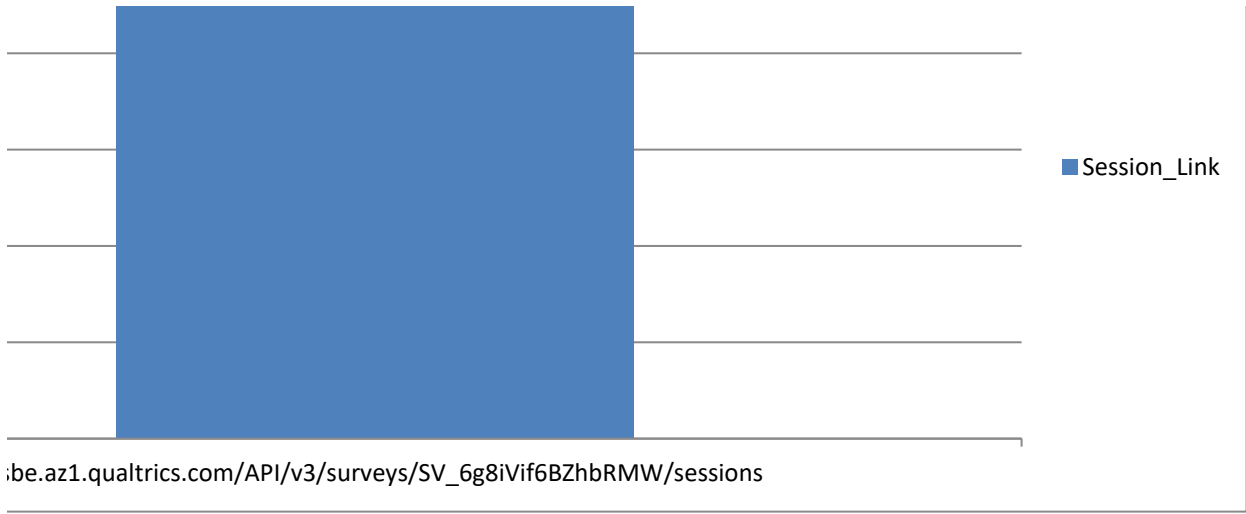
Count	Session_Link	Percent	Session_Link
106	usbe.az1.qi	100.0%	usbe.az1.qi





· Excel, to change the chart type.
C) or "Switch Plot" (Mac) in the chart tools





Summary of XAPITOKEN

Categorical Summary



Sample Size Number of Distinct Categories


106 of 106 1

XAPITOKEN Count	Percent of	Confidence Interval (Percent of Data)
uvXoeseaY, 106	100.0%	96.5% to 100.0%

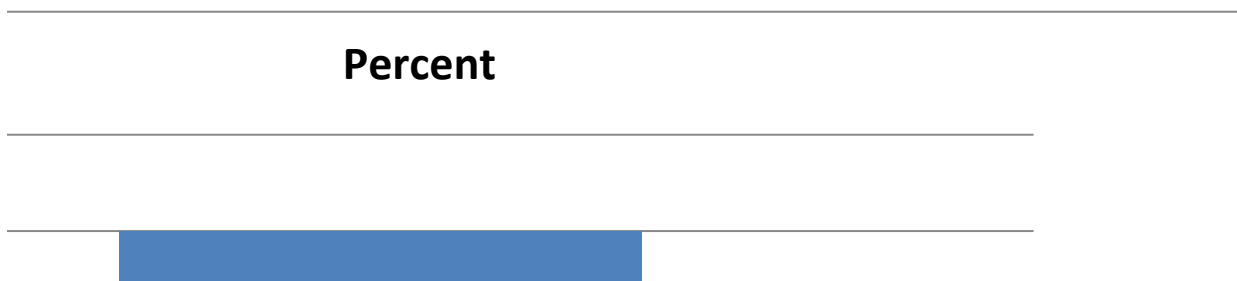
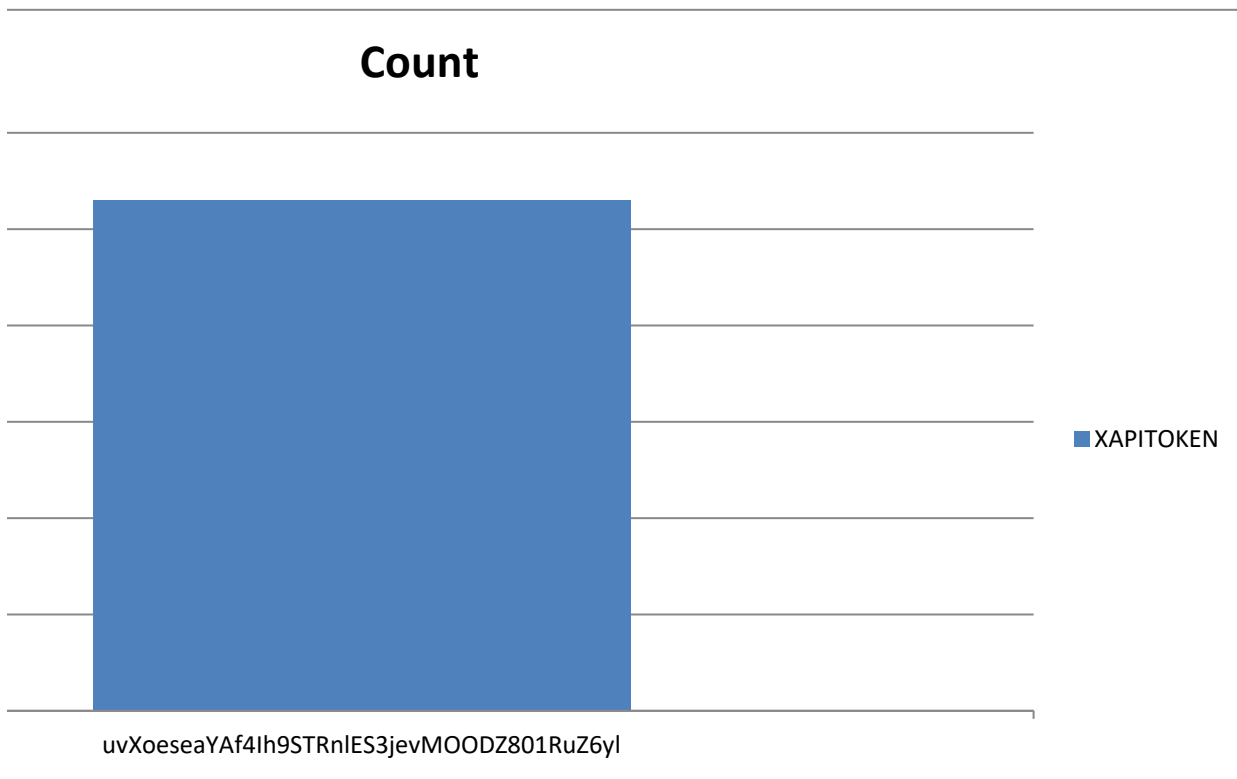
Select a chart and choose "Clustered Column", "100% Stacked Column", or "Pie" chart in Powerpoint or To create a correct "100% Stacked Column" chart, choose the chart then click "Switch Row/Column" (PC

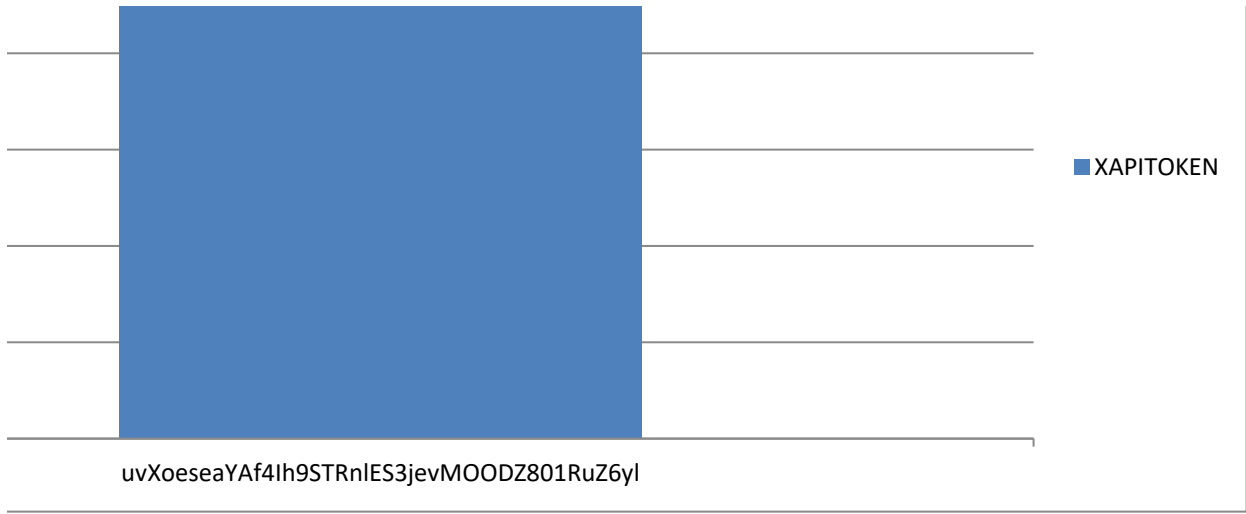
Count	XAPITOKEN	Percent	XAPITOKEN
uvXoeseaY,	106	uvXoeseaY,	100.0%





· Excel, to change the chart type.
C) or "Switch Plot" (Mac) in the chart tools





Summary of REQUEST_ID

Categorical Summary

Sample Size Number of Distinct Categories

106 of 106 106

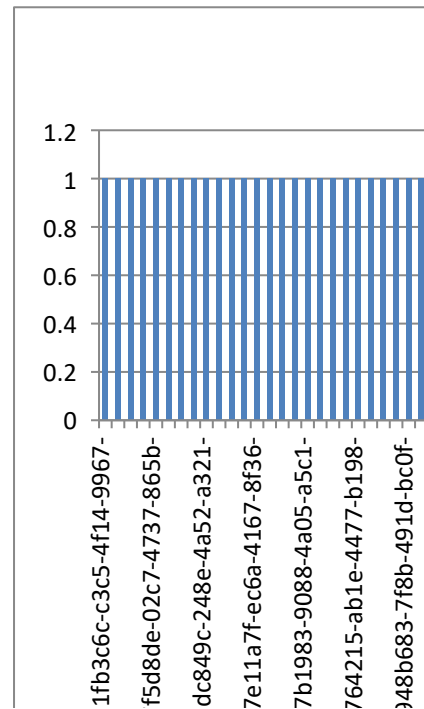
REQUEST_ID	Count	Percent of	Confidence Interval (Percent of Data)
01fb3c6c-c	1	0.9%	0.2% to 5.2%
04575072-i	1	0.9%	0.2% to 5.2%
04b1014d-i	1	0.9%	0.2% to 5.2%
07cae74a-f	1	0.9%	0.2% to 5.2%
07f5d8de-C	1	0.9%	0.2% to 5.2%
099ec05d-f	1	0.9%	0.2% to 5.2%
0b4d18f5-5	1	0.9%	0.2% to 5.2%
0eb47c0f-b	1	0.9%	0.2% to 5.2%
11dc849c-2	1	0.9%	0.2% to 5.2%
1321e9d5-i	1	0.9%	0.2% to 5.2%
13d4f675-6	1	0.9%	0.2% to 5.2%
167e4f4b-f	1	0.9%	0.2% to 5.2%
17e11a7f-e	1	0.9%	0.2% to 5.2%
1971ce85-3	1	0.9%	0.2% to 5.2%
1a0c1a84-5	1	0.9%	0.2% to 5.2%
1a33c73b-C	1	0.9%	0.2% to 5.2%
1f7b1983-9	1	0.9%	0.2% to 5.2%
205cc46f-3	1	0.9%	0.2% to 5.2%
217beb02-i	1	0.9%	0.2% to 5.2%
23c7504e-t	1	0.9%	0.2% to 5.2%
26764215-i	1	0.9%	0.2% to 5.2%
27c7b653-i	1	0.9%	0.2% to 5.2%
2b08b24e-i	1	0.9%	0.2% to 5.2%
357ae499-t	1	0.9%	0.2% to 5.2%
3948b683-i	1	0.9%	0.2% to 5.2%
3a818957-t	1	0.9%	0.2% to 5.2%
3da74114-i	1	0.9%	0.2% to 5.2%
4370d962-i	1	0.9%	0.2% to 5.2%
4396dcaf-e	1	0.9%	0.2% to 5.2%
4455b7a4-t	1	0.9%	0.2% to 5.2%
44b26bb9-i	1	0.9%	0.2% to 5.2%
453f154c-d	1	0.9%	0.2% to 5.2%
45926a63-t	1	0.9%	0.2% to 5.2%
461905d7-i	1	0.9%	0.2% to 5.2%
467076ab-i	1	0.9%	0.2% to 5.2%
46d7c5d0-l	1	0.9%	0.2% to 5.2%
47ea825d-i	1	0.9%	0.2% to 5.2%
48d14257-l	1	0.9%	0.2% to 5.2%

493387c5-f	1	0.9%	0.2% to 5.2%
4a9fddff-78	1	0.9%	0.2% to 5.2%
51b87829-	1	0.9%	0.2% to 5.2%
5270fded-9	1	0.9%	0.2% to 5.2%
542135d8-i	1	0.9%	0.2% to 5.2%
54ad64bb-i	1	0.9%	0.2% to 5.2%
58f56e73-9	1	0.9%	0.2% to 5.2%
60c2ea12-k	1	0.9%	0.2% to 5.2%
628377ee-:	1	0.9%	0.2% to 5.2%
6b01ff34-8	1	0.9%	0.2% to 5.2%
7394f3e9-€	1	0.9%	0.2% to 5.2%
73dac30f-9	1	0.9%	0.2% to 5.2%
7610613a-l	1	0.9%	0.2% to 5.2%
7643f88f-a	1	0.9%	0.2% to 5.2%
788603bc-l	1	0.9%	0.2% to 5.2%
7912d893-i	1	0.9%	0.2% to 5.2%
79f3697d-8	1	0.9%	0.2% to 5.2%
7a627419-i	1	0.9%	0.2% to 5.2%
8aaa5414-:	1	0.9%	0.2% to 5.2%
8d44c778-t	1	0.9%	0.2% to 5.2%
91a336cc-f	1	0.9%	0.2% to 5.2%
951d0d04-:	1	0.9%	0.2% to 5.2%
969e6100-l	1	0.9%	0.2% to 5.2%
a11c7260-8	1	0.9%	0.2% to 5.2%
a2ffdc2e-1	1	0.9%	0.2% to 5.2%
a5b11dc6-c	1	0.9%	0.2% to 5.2%
a6d02939-	1	0.9%	0.2% to 5.2%
ac0dd167-4	1	0.9%	0.2% to 5.2%
ad2c6a5a-æ	1	0.9%	0.2% to 5.2%
aedf0cac-a	1	0.9%	0.2% to 5.2%
b0bc26e7-c	1	0.9%	0.2% to 5.2%
b9606dfc-e	1	0.9%	0.2% to 5.2%
b978fb8d-8	1	0.9%	0.2% to 5.2%
bde3b184-i	1	0.9%	0.2% to 5.2%
bee2c978-t	1	0.9%	0.2% to 5.2%
bf1057ef-5	1	0.9%	0.2% to 5.2%
c143be2a-€	1	0.9%	0.2% to 5.2%
c3bfd9c0-b	1	0.9%	0.2% to 5.2%
c67ba435-æ	1	0.9%	0.2% to 5.2%
c88720ea-t	1	0.9%	0.2% to 5.2%
c9a7f574-a	1	0.9%	0.2% to 5.2%
caa7677a-7	1	0.9%	0.2% to 5.2%
cc94b5e5-€	1	0.9%	0.2% to 5.2%
cd2243b4-!	1	0.9%	0.2% to 5.2%
cf503ab1-3	1	0.9%	0.2% to 5.2%
d07bc305-l	1	0.9%	0.2% to 5.2%
d0c71506-€	1	0.9%	0.2% to 5.2%

d4b5cbb1-i	1	0.9%	0.2% to 5.2%
d809ec3a-f	1	0.9%	0.2% to 5.2%
d8237dd7-i	1	0.9%	0.2% to 5.2%
db7c32e2-c	1	0.9%	0.2% to 5.2%
dbdde403-	1	0.9%	0.2% to 5.2%
e138bfa2-1	1	0.9%	0.2% to 5.2%
e74e550c-4	1	0.9%	0.2% to 5.2%
e774e6ba-l	1	0.9%	0.2% to 5.2%
e88bf976-c	1	0.9%	0.2% to 5.2%
ebca3c5d-f	1	0.9%	0.2% to 5.2%
eebe4789-i	1	0.9%	0.2% to 5.2%
f21c5ab9-d	1	0.9%	0.2% to 5.2%
f52cfd6-0c	1	0.9%	0.2% to 5.2%
f681eaa0-4	1	0.9%	0.2% to 5.2%
f80eab4b-9	1	0.9%	0.2% to 5.2%
f8621f33-8	1	0.9%	0.2% to 5.2%
fad3b903-f	1	0.9%	0.2% to 5.2%
fe1d3e10-1	1	0.9%	0.2% to 5.2%
ff53d6b5-5	1	0.9%	0.2% to 5.2%
ff579704-8	1	0.9%	0.2% to 5.2%
ff60be40-e	1	0.9%	0.2% to 5.2%

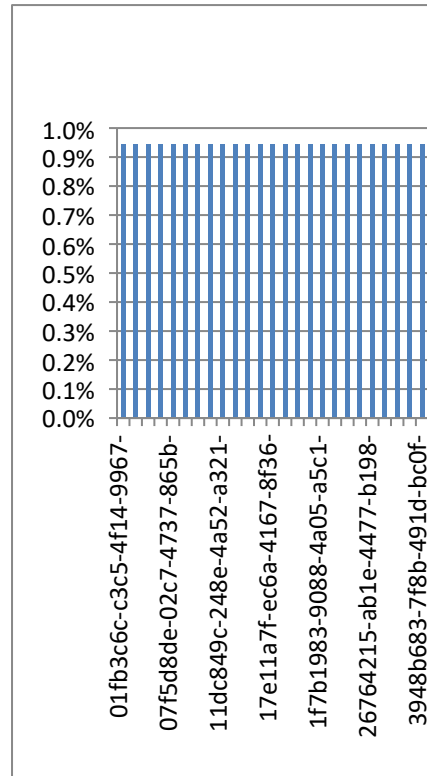
Select a chart and choose "Clustered Column", "100% Stacked Column", or "Pie" chart in Powerpoint or To create a correct "100% Stacked Column" chart, choose the chart then click "Switch Row/Column" (PC

Count	REQUEST_I	Percent	REQUEST_ID
01fb3c6c-c	1	01fb3c6c-c	0.9%
04575072-i	1	04575072-i	0.9%
04b1014d-i	1	04b1014d-i	0.9%
07cae74a-f	1	07cae74a-f	0.9%
07f5d8de-C	1	07f5d8de-C	0.9%
099ec05d-f	1	099ec05d-f	0.9%
0b4d18f5-5	1	0b4d18f5-5	0.9%
0eb47c0f-b	1	0eb47c0f-b	0.9%
11dc849c-2	1	11dc849c-2	0.9%
1321e9d5-i	1	1321e9d5-i	0.9%
13d4f675-f	1	13d4f675-f	0.9%
167e4f4b-f	1	167e4f4b-f	0.9%
17e11a7f-e	1	17e11a7f-e	0.9%
1971ce85-i	1	1971ce85-i	0.9%
1a0c1a84-9	1	1a0c1a84-9	0.9%
1a33c73b-c	1	1a33c73b-c	0.9%
1f7b1983-9	1	1f7b1983-9	0.9%
205cc46f-3	1	205cc46f-3	0.9%



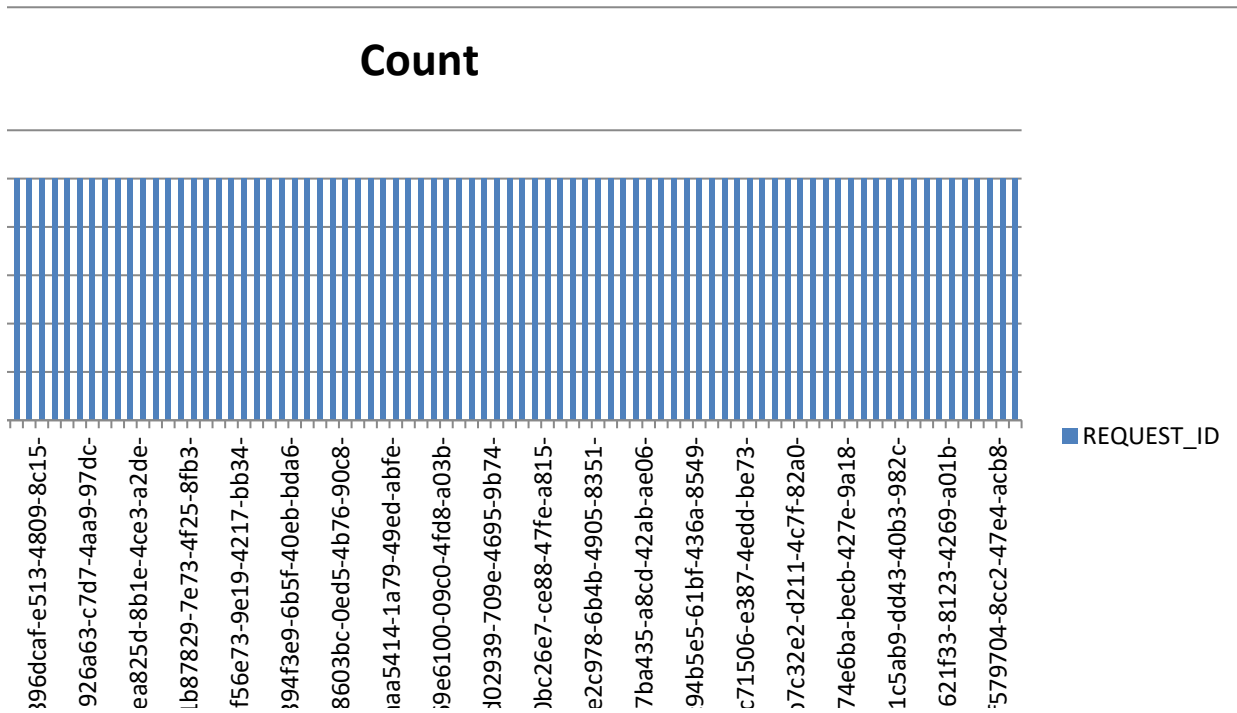
217beb02-	1	217beb02-	0.9%
23c7504e-t	1	23c7504e-t	0.9%
26764215-i	1	26764215-i	0.9%
27c7b653-	1	27c7b653-	0.9%
2b08b24e-i	1	2b08b24e-i	0.9%
357ae499-t	1	357ae499-t	0.9%
3948b683-	1	3948b683-	0.9%
3a818957-t	1	3a818957-t	0.9%
3da74114-	1	3da74114-	0.9%
4370d962-i	1	4370d962-i	0.9%
4396dcaf-e	1	4396dcaf-e	0.9%
4455b7a4-t	1	4455b7a4-t	0.9%
44b26bb9-i	1	44b26bb9-i	0.9%
453f154c-d	1	453f154c-d	0.9%
45926a63-t	1	45926a63-t	0.9%
461905d7-!	1	461905d7-!	0.9%
467076ab-	1	467076ab-	0.9%
46d7c5d0-l	1	46d7c5d0-l	0.9%
47ea825d-!	1	47ea825d-!	0.9%
48d14257-l	1	48d14257-l	0.9%
493387c5-f	1	493387c5-f	0.9%
4a9fddff-7	1	4a9fddff-7	0.9%
51b87829-	1	51b87829-	0.9%
5270fded-9	1	5270fded-9	0.9%
542135d8-i	1	542135d8-i	0.9%
54ad64bb-i	1	54ad64bb-i	0.9%
58f56e73-9	1	58f56e73-9	0.9%
60c2ea12-t	1	60c2ea12-t	0.9%
628377ee-	1	628377ee-	0.9%
6b01ff34-8	1	6b01ff34-8	0.9%
7394f3e9-€	1	7394f3e9-€	0.9%
73dac30f-9	1	73dac30f-9	0.9%
7610613a-l	1	7610613a-l	0.9%
7643f88f-a	1	7643f88f-a	0.9%
788603bc-(1	788603bc-(0.9%
7912d893-i	1	7912d893-i	0.9%
79f3697d-8	1	79f3697d-8	0.9%
7a627419-!	1	7a627419-!	0.9%
8aaa5414-	1	8aaa5414-	0.9%
8d44c778-t	1	8d44c778-t	0.9%
91a336cc-f	1	91a336cc-f	0.9%
951d0d04-	1	951d0d04-	0.9%
969e6100-t	1	969e6100-t	0.9%
a11c7260-8	1	a11c7260-8	0.9%
a2ffdc2e-1	1	a2ffdc2e-1	0.9%
a5b11dc6-t	1	a5b11dc6-t	0.9%
a6d02939-	1	a6d02939-	0.9%

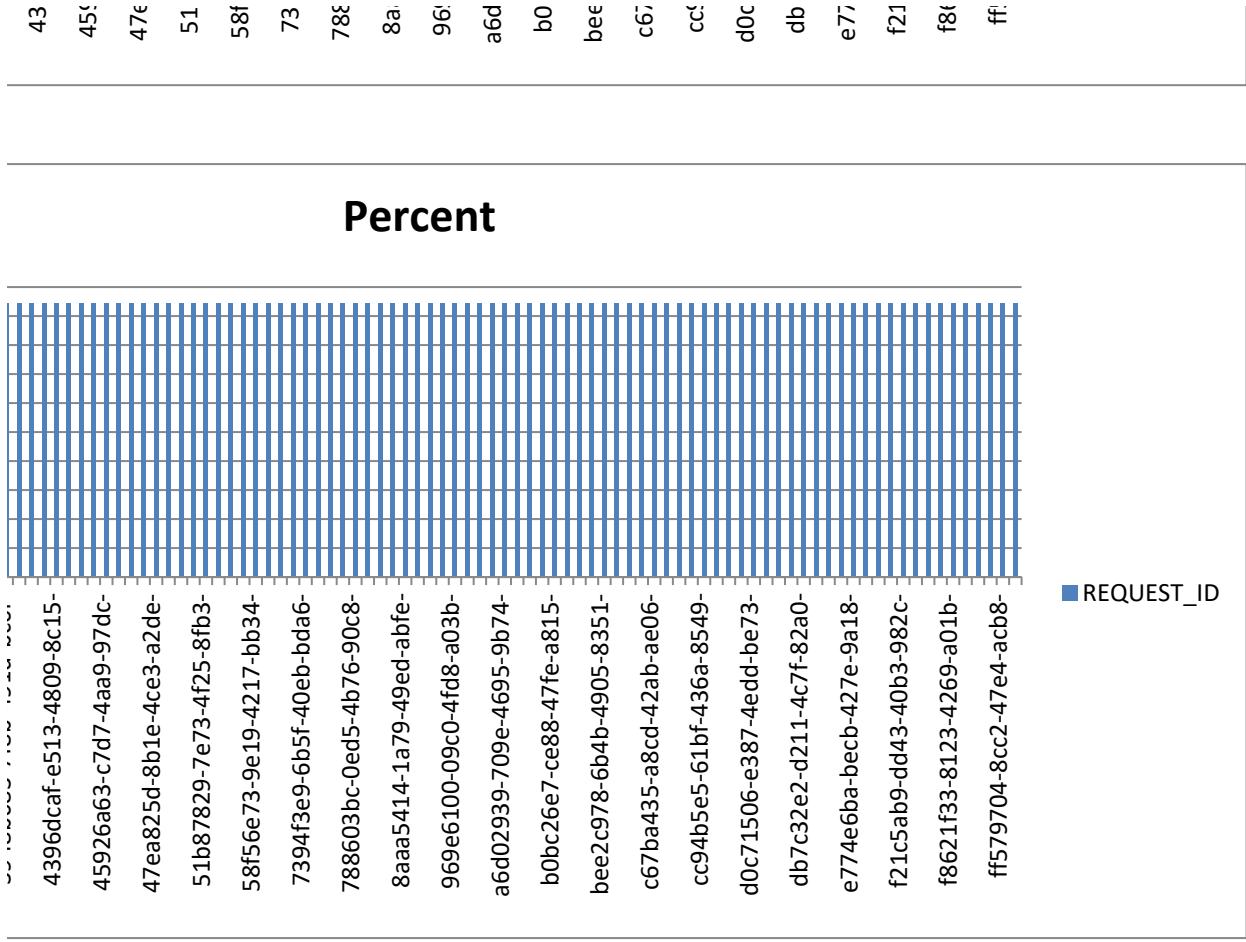
0:
071
11c
17
1f,
267
39



ac0dd167-4	1	ac0dd167-4	0.9%
ad2c6a5a-2	1	ad2c6a5a-2	0.9%
aedf0cac-a	1	aedf0cac-a	0.9%
b0bc26e7-c	1	b0bc26e7-c	0.9%
b9606dfc-e	1	b9606dfc-e	0.9%
b978fb8d-8	1	b978fb8d-8	0.9%
bde3b184-i	1	bde3b184-i	0.9%
bee2c978-f	1	bee2c978-f	0.9%
bf1057ef-5	1	bf1057ef-5	0.9%
c143be2a-e	1	c143be2a-e	0.9%
c3bfd9c0-b	1	c3bfd9c0-b	0.9%
c67ba435-2	1	c67ba435-2	0.9%
c88720ea-f	1	c88720ea-f	0.9%
c9a7f574-a	1	c9a7f574-a	0.9%
caa7677a-7	1	caa7677a-7	0.9%
cc94b5e5-f	1	cc94b5e5-f	0.9%
cd2243b4-f	1	cd2243b4-f	0.9%
cf503ab1-3	1	cf503ab1-3	0.9%
d07bc305-l	1	d07bc305-l	0.9%
d0c71506-e	1	d0c71506-e	0.9%
d4b5cbb1-i	1	d4b5cbb1-i	0.9%
d809ec3a-f	1	d809ec3a-f	0.9%
d8237dd7-i	1	d8237dd7-i	0.9%
db7c32e2-c	1	db7c32e2-c	0.9%
dbdde403-	1	dbdde403-	0.9%
e138bfa2-1	1	e138bfa2-1	0.9%
e74e550c-4	1	e74e550c-4	0.9%
e774e6ba-l	1	e774e6ba-l	0.9%
e88bf976-c	1	e88bf976-c	0.9%
ebca3c5d-f	1	ebca3c5d-f	0.9%
eebe4789-i	1	eebe4789-i	0.9%
f21c5ab9-d	1	f21c5ab9-d	0.9%
f52cfd6-0c	1	f52cfd6-0c	0.9%
f681eaa0-4	1	f681eaa0-4	0.9%
f80eab4b-9	1	f80eab4b-9	0.9%
f8621f33-8	1	f8621f33-8	0.9%
fad3b903-f	1	fad3b903-f	0.9%
fe1d3e10-1	1	fe1d3e10-1	0.9%
ff53d6b5-5	1	ff53d6b5-5	0.9%
ff579704-8	1	ff579704-8	0.9%
ff60be40-e	1	ff60be40-e	0.9%

· Excel, to change the chart type.
C) or "Switch Plot" (Mac) in the chart tools





43

45

47

51

58

73

78

8a

96

a6

b0

be

c6

cc

d0

db

e7

f2

f8

ff

Percent

■ REQUEST_ID

Summary of HTTP_STATUS

Categorical Summary

Sample Size Number of Distinct Categories



106 of 106 1


HTTP_STAT Count Percent of Confidence Interval (Percent of Data)

201 - Creat 106 100.0% 96.5% to 100.0%

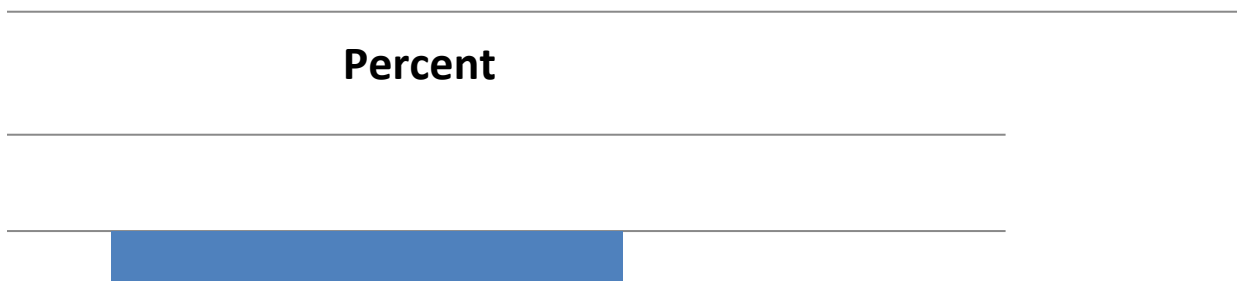
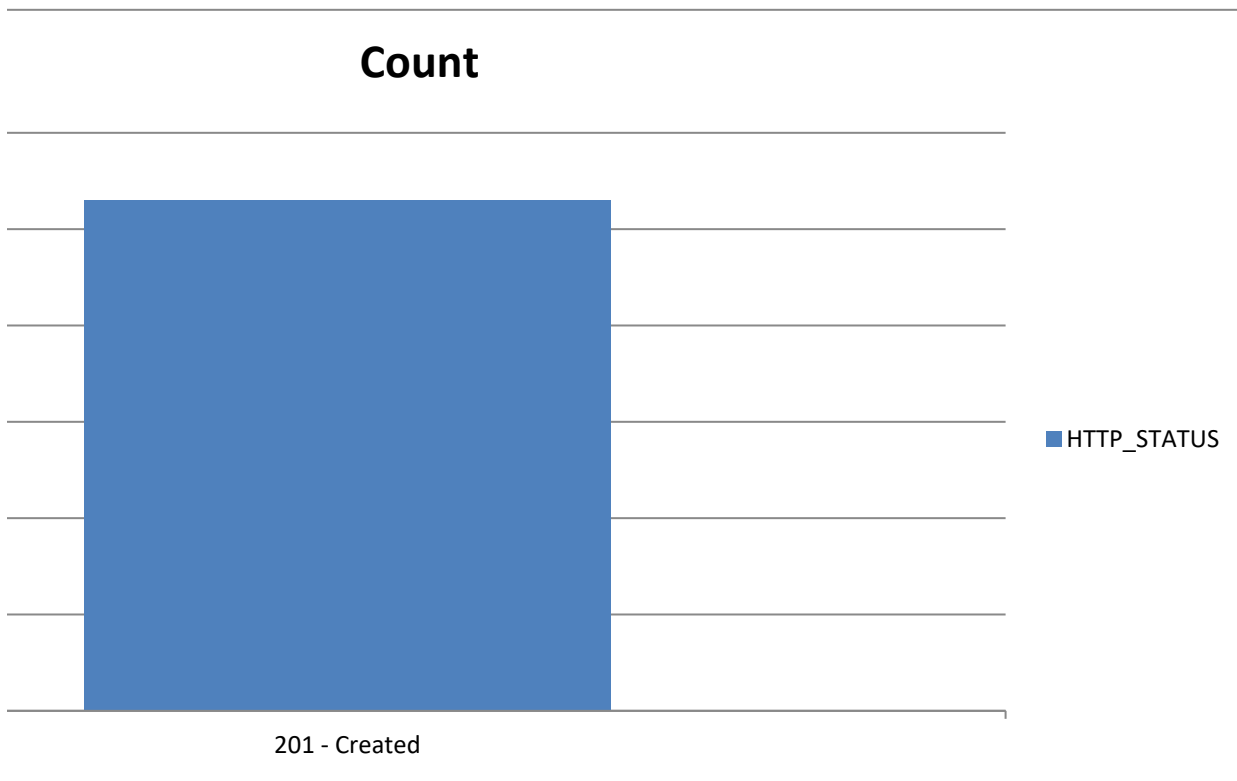
Select a chart and choose "Clustered Column", "100% Stacked Column", or "Pie" chart in Powerpoint or To create a correct "100% Stacked Column" chart, choose the chart then click "Switch Row/Column" (PC

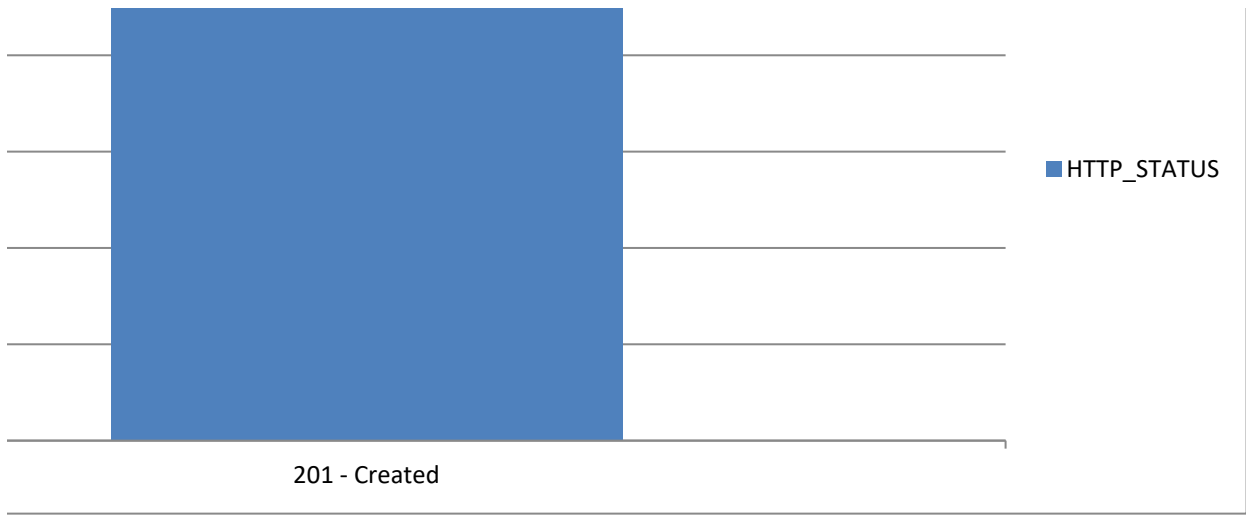
Count	HTTP_STAT	Percent	HTTP_STATUS
106	201 - Creat	100.0%	201 - Creat





· Excel, to change the chart type.
C) or "Switch Plot" (Mac) in the chart tools





Summary of SESSION_ID

Categorical Summary

Sample Size Number of Distinct Categories

106 of 106 106

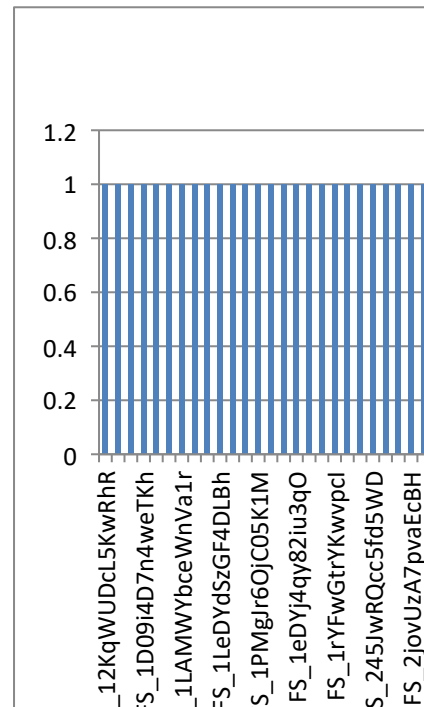
SESSION_ID	Count	Percent of	Confidence Interval (Percent of Data)
FS_12KqWl	1	0.9%	0.2% to 5.2%
FS_14Kqa2	1	0.9%	0.2% to 5.2%
FS_1BfZOL	1	0.9%	0.2% to 5.2%
FS_1D09i4l	1	0.9%	0.2% to 5.2%
FS_1D0dW	1	0.9%	0.2% to 5.2%
FS_1lzWosl	1	0.9%	0.2% to 5.2%
FS_1LAMW	1	0.9%	0.2% to 5.2%
FS_1LDiBo4	1	0.9%	0.2% to 5.2%
FS_1LO1hy	1	0.9%	0.2% to 5.2%
FS_1LeDYd	1	0.9%	0.2% to 5.2%
FS_1MPrgll	1	0.9%	0.2% to 5.2%
FS_1PAvH1	1	0.9%	0.2% to 5.2%
FS_1PMgJr	1	0.9%	0.2% to 5.2%
FS_1TF7GT	1	0.9%	0.2% to 5.2%
FS_1U0fD6	1	0.9%	0.2% to 5.2%
FS_1eDYj4c	1	0.9%	0.2% to 5.2%
FS_1iYBV7f	1	0.9%	0.2% to 5.2%
FS_1niTkQg	1	0.9%	0.2% to 5.2%
FS_1rYFwG	1	0.9%	0.2% to 5.2%
FS_1vsQlw:	1	0.9%	0.2% to 5.2%
FS_1xqSnst	1	0.9%	0.2% to 5.2%
FS_245JwR	1	0.9%	0.2% to 5.2%
FS_2YYCcJr	1	0.9%	0.2% to 5.2%
FS_2f44rW	1	0.9%	0.2% to 5.2%
FS_2jovUz/	1	0.9%	0.2% to 5.2%
FS_30mWv	1	0.9%	0.2% to 5.2%
FS_31heXK	1	0.9%	0.2% to 5.2%
FS_35v8wt	1	0.9%	0.2% to 5.2%
FS_36gslpg	1	0.9%	0.2% to 5.2%
FS_39mQxt	1	0.9%	0.2% to 5.2%
FS_3Bm7Hl	1	0.9%	0.2% to 5.2%
FS_3CeSlIE'	1	0.9%	0.2% to 5.2%
FS_3D0sgc'	1	0.9%	0.2% to 5.2%
FS_3DcnCv	1	0.9%	0.2% to 5.2%
FS_3Dtylfp.	1	0.9%	0.2% to 5.2%
FS_3EipSgC	1	0.9%	0.2% to 5.2%
FS_3ISnDvl	1	0.9%	0.2% to 5.2%
FS_3KeCjj7	1	0.9%	0.2% to 5.2%

FS_3NweC:	1	0.9%	0.2% to 5.2%
FS_3RyGHF	1	0.9%	0.2% to 5.2%
FS_3S3xLtd	1	0.9%	0.2% to 5.2%
FS_3SGNCC	1	0.9%	0.2% to 5.2%
FS_3TqKs5l	1	0.9%	0.2% to 5.2%
FS_3V91Cr.	1	0.9%	0.2% to 5.2%
FS_3VCOHY	1	0.9%	0.2% to 5.2%
FS_3ZEarg1	1	0.9%	0.2% to 5.2%
FS_3bUFSG	1	0.9%	0.2% to 5.2%
FS_3chi2Pc	1	0.9%	0.2% to 5.2%
FS_3fldUaL	1	0.9%	0.2% to 5.2%
FS_3iwH3x	1	0.9%	0.2% to 5.2%
FS_3knfeO	1	0.9%	0.2% to 5.2%
FS_3uCK7s:	1	0.9%	0.2% to 5.2%
FS_3vvVGle	1	0.9%	0.2% to 5.2%
FS_3zLVL0r	1	0.9%	0.2% to 5.2%
FS_491hXC	1	0.9%	0.2% to 5.2%
FS_51Z9g6	1	0.9%	0.2% to 5.2%
FS_5FbLoR	1	0.9%	0.2% to 5.2%
FS_5IW1ztl	1	0.9%	0.2% to 5.2%
FS_5KutDIF	1	0.9%	0.2% to 5.2%
FS_5OW8f)	1	0.9%	0.2% to 5.2%
FS_5WJh4C	1	0.9%	0.2% to 5.2%
FS_5fsvKxg	1	0.9%	0.2% to 5.2%
FS_5gArBQ	1	0.9%	0.2% to 5.2%
FS_5hfgmE	1	0.9%	0.2% to 5.2%
FS_5qaDI2f	1	0.9%	0.2% to 5.2%
FS_5scAnZ4	1	0.9%	0.2% to 5.2%
FS_62rnAct	1	0.9%	0.2% to 5.2%
FS_6DcZpb	1	0.9%	0.2% to 5.2%
FS_6FqXh3	1	0.9%	0.2% to 5.2%
FS_6K29Hz	1	0.9%	0.2% to 5.2%
FS_6QrXsSl	1	0.9%	0.2% to 5.2%
FS_6RmU2	1	0.9%	0.2% to 5.2%
FS_6SHpuC	1	0.9%	0.2% to 5.2%
FS_6VASvR	1	0.9%	0.2% to 5.2%
FS_6X1oG3	1	0.9%	0.2% to 5.2%
FS_6eUOCF	1	0.9%	0.2% to 5.2%
FS_6ffvph0	1	0.9%	0.2% to 5.2%
FS_6fhk9zC	1	0.9%	0.2% to 5.2%
FS_6iAqZzt	1	0.9%	0.2% to 5.2%
FS_6iMZqp	1	0.9%	0.2% to 5.2%
FS_6jZGMV	1	0.9%	0.2% to 5.2%
FS_6jiBpdN	1	0.9%	0.2% to 5.2%
FS_6kSsuFs	1	0.9%	0.2% to 5.2%
FS_6xEETr3	1	0.9%	0.2% to 5.2%
FS_6xownC	1	0.9%	0.2% to 5.2%

FS_71B21n	1	0.9%	0.2% to 5.2%
FS_76qZCg	1	0.9%	0.2% to 5.2%
FS_7BXXu0	1	0.9%	0.2% to 5.2%
FS_7JC7kgF	1	0.9%	0.2% to 5.2%
FS_7PTEbC	1	0.9%	0.2% to 5.2%
FS_7QFqVr	1	0.9%	0.2% to 5.2%
FS_7Vpvjm	1	0.9%	0.2% to 5.2%
FS_7VsuPh	1	0.9%	0.2% to 5.2%
FS_7XmsjO	1	0.9%	0.2% to 5.2%
FS_7bUGGi	1	0.9%	0.2% to 5.2%
FS_7dujaXf	1	0.9%	0.2% to 5.2%
FS_7fNxX6t	1	0.9%	0.2% to 5.2%
FS_7fvurNf	1	0.9%	0.2% to 5.2%
FS_7gwnav	1	0.9%	0.2% to 5.2%
FS_7hrIEhL	1	0.9%	0.2% to 5.2%
FS_7mgEUI	1	0.9%	0.2% to 5.2%
FS_7zLXd8f	1	0.9%	0.2% to 5.2%
FS_7zMeer	1	0.9%	0.2% to 5.2%
FS_86GKG4	1	0.9%	0.2% to 5.2%
FS_8exJT6I	1	0.9%	0.2% to 5.2%
FS_9H1Sn1	1	0.9%	0.2% to 5.2%

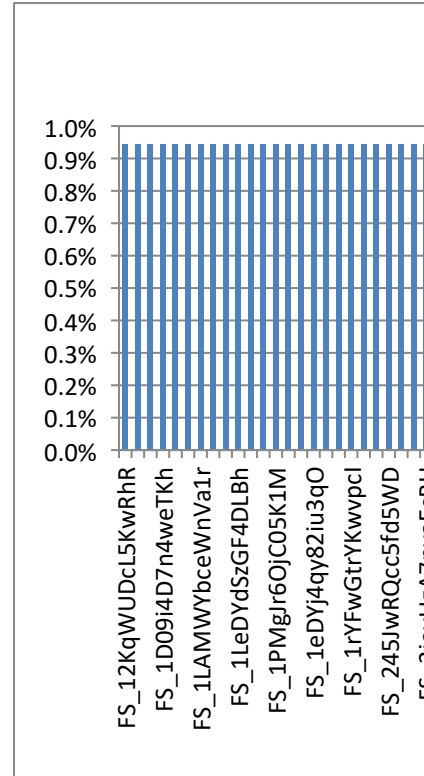
Select a chart and choose "Clustered Column", "100% Stacked Column", or "Pie" chart in Powerpoint or To create a correct "100% Stacked Column" chart, choose the chart then click "Switch Row/Column" (PC

Count	SESSION_ID	Percent	SESSION_ID
FS_12KqWl	1	0.9%	FS_12KqWl
FS_14Kqa2	1	0.9%	FS_14Kqa2
FS_1BfZOL	1	0.9%	FS_1BfZOL
FS_1D09i4I	1	0.9%	FS_1D09i4I
FS_1D0dW	1	0.9%	FS_1D0dW
FS_1IzWosl	1	0.9%	FS_1IzWosl
FS_1LAMW	1	0.9%	FS_1LAMW
FS_1LDiBo4	1	0.9%	FS_1LDiBo4
FS_1LO1hy	1	0.9%	FS_1LO1hy
FS_1LeDYd	1	0.9%	FS_1LeDYd
FS_1MPrgll	1	0.9%	FS_1MPrgll
FS_1PAvH1	1	0.9%	FS_1PAvH1
FS_1PMgJr	1	0.9%	FS_1PMgJr
FS_1TF7GT	1	0.9%	FS_1TF7GT
FS_1U0fD6	1	0.9%	FS_1U0fD6
FS_1eDYj4c	1	0.9%	FS_1eDYj4c
FS_1iYBV7f	1	0.9%	FS_1iYBV7f
FS_1niTkQg	1	0.9%	FS_1niTkQg



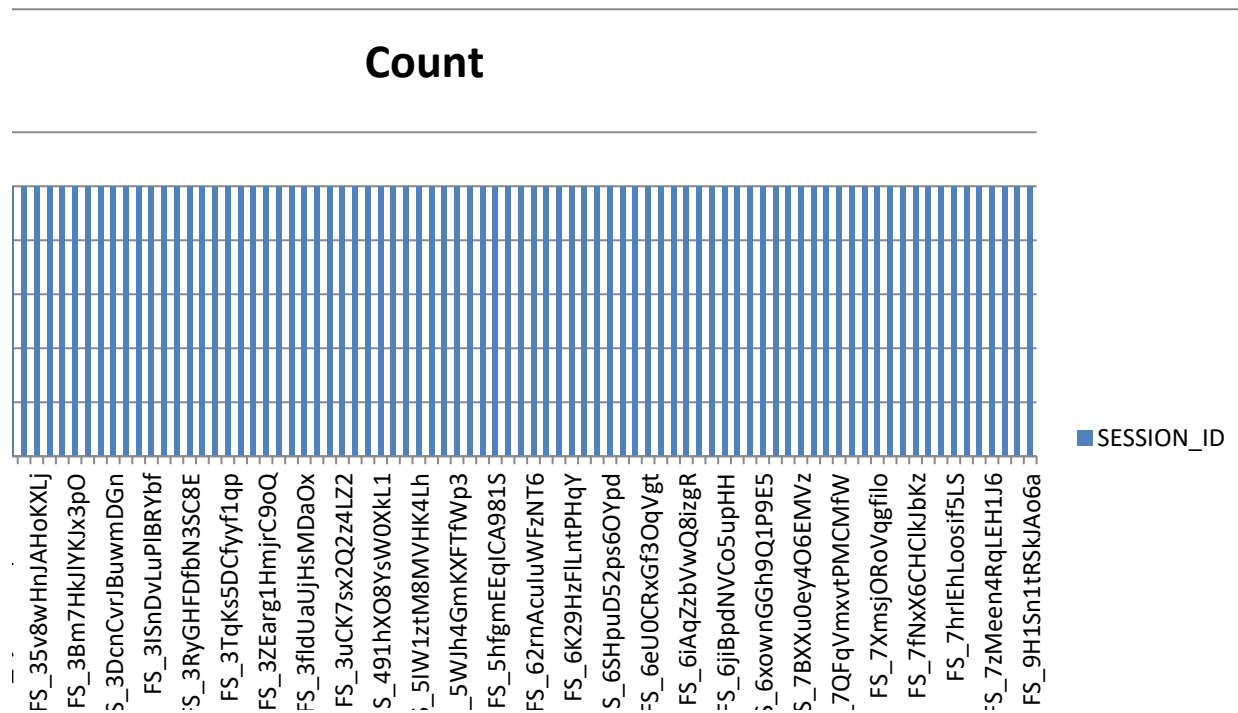
FS_1rYFwG	1	FS_1rYFwG	0.9%
FS_1vsQlw:	1	FS_1vsQlw:	0.9%
FS_1xqSnst	1	FS_1xqSnst	0.9%
FS_245JwR	1	FS_245JwR	0.9%
FS_2YYCcJr	1	FS_2YYCcJr	0.9%
FS_2f44rW	1	FS_2f44rW	0.9%
FS_2jovUz/	1	FS_2jovUz/	0.9%
FS_30mWv	1	FS_30mWv	0.9%
FS_31heXK	1	FS_31heXK	0.9%
FS_35v8w+	1	FS_35v8w+	0.9%
FS_36gslpg	1	FS_36gslpg	0.9%
FS_39mQxi	1	FS_39mQxi	0.9%
FS_3Bm7Hl	1	FS_3Bm7Hl	0.9%
FS_3CeSlIE'	1	FS_3CeSlIE'	0.9%
FS_3D0sgc'	1	FS_3D0sgc'	0.9%
FS_3DcnCv	1	FS_3DcnCv	0.9%
FS_3Dtylfp:	1	FS_3Dtylfp:	0.9%
FS_3EipSgC	1	FS_3EipSgC	0.9%
FS_3ISnDvl	1	FS_3ISnDvl	0.9%
FS_3KeCjj7	1	FS_3KeCjj7	0.9%
FS_3NweC:	1	FS_3NweC:	0.9%
FS_3RyGHF	1	FS_3RyGHF	0.9%
FS_3S3xLtd	1	FS_3S3xLtd	0.9%
FS_3SGNCC	1	FS_3SGNCC	0.9%
FS_3TqKs5l	1	FS_3TqKs5l	0.9%
FS_3V91Cr.	1	FS_3V91Cr.	0.9%
FS_3VC0HY	1	FS_3VC0HY	0.9%
FS_3ZEarg1	1	FS_3ZEarg1	0.9%
FS_3bUFSG	1	FS_3bUFSG	0.9%
FS_3chi2Pc	1	FS_3chi2Pc	0.9%
FS_3fldUaL	1	FS_3fldUaL	0.9%
FS_3iwH3x'	1	FS_3iwH3x'	0.9%
FS_3knfeO'	1	FS_3knfeO'	0.9%
FS_3uCK7s:	1	FS_3uCK7s:	0.9%
FS_3vvVGlé	1	FS_3vvVGlé	0.9%
FS_3zLVL0r	1	FS_3zLVL0r	0.9%
FS_491hXC	1	FS_491hXC	0.9%
FS_51Z9g6'	1	FS_51Z9g6'	0.9%
FS_5FbLoR'	1	FS_5FbLoR'	0.9%
FS_5IW1ztl	1	FS_5IW1ztl	0.9%
FS_5KutDIF	1	FS_5KutDIF	0.9%
FS_5OW8f)	1	FS_5OW8f)	0.9%
FS_5WJh4C	1	FS_5WJh4C	0.9%
FS_5fsvKxg	1	FS_5fsvKxg	0.9%
FS_5gArBQ	1	FS_5gArBQ	0.9%
FS_5hfgmE	1	FS_5hfgmE	0.9%
FS_5qaDI2é	1	FS_5qaDI2é	0.9%

FS_ F: FS_ F: F: FS_ |

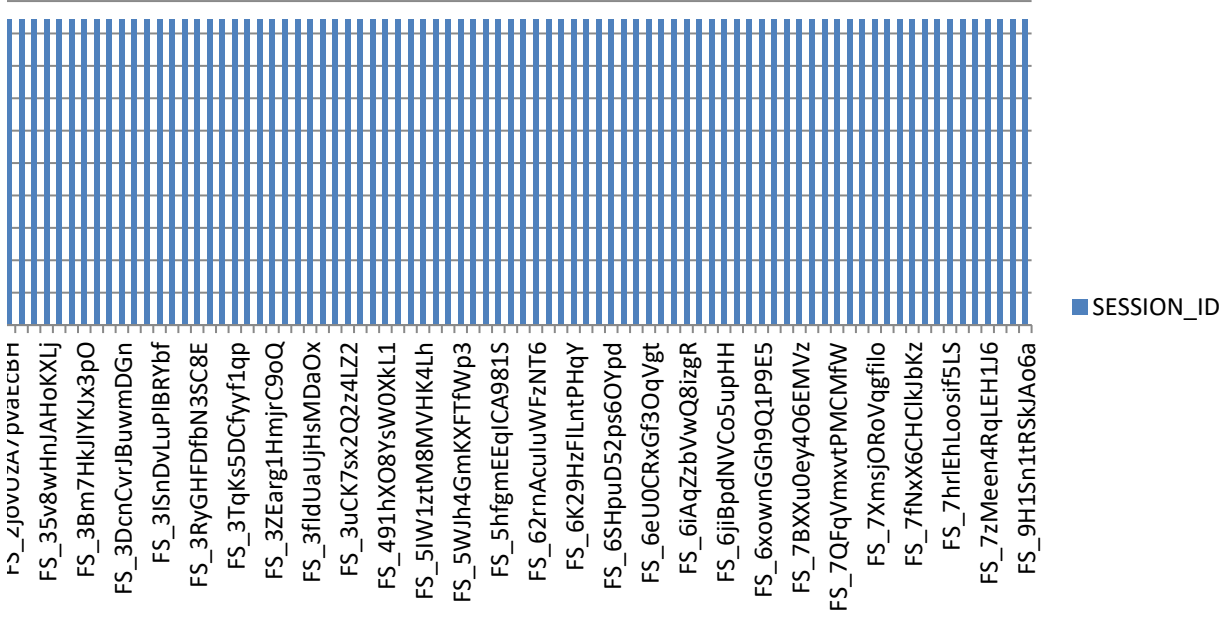


FS_5scAnZ4	1	FS_5scAnZ4	0.9%
FS_62rnAci	1	FS_62rnAci	0.9%
FS_6DcZpb	1	FS_6DcZpb	0.9%
FS_6FqXh3	1	FS_6FqXh3	0.9%
FS_6K29Hz	1	FS_6K29Hz	0.9%
FS_6QrXsSl	1	FS_6QrXsSl	0.9%
FS_6RmU2	1	FS_6RmU2	0.9%
FS_6SHpuC	1	FS_6SHpuC	0.9%
FS_6VASvR	1	FS_6VASvR	0.9%
FS_6X1oG3	1	FS_6X1oG3	0.9%
FS_6eU0CR	1	FS_6eU0CR	0.9%
FS_6ffvph0	1	FS_6ffvph0	0.9%
FS_6fhk9zC	1	FS_6fhk9zC	0.9%
FS_6iAqZzt	1	FS_6iAqZzt	0.9%
FS_6iMZqp	1	FS_6iMZqp	0.9%
FS_6jZGMv	1	FS_6jZGMv	0.9%
FS_6jiBpdN	1	FS_6jiBpdN	0.9%
FS_6kSsuFs	1	FS_6kSsuFs	0.9%
FS_6xEETr3	1	FS_6xEETr3	0.9%
FS_6xownC	1	FS_6xownC	0.9%
FS_71B21n	1	FS_71B21n	0.9%
FS_76qZCg	1	FS_76qZCg	0.9%
FS_7BXXu0	1	FS_7BXXu0	0.9%
FS_7JC7kgF	1	FS_7JC7kgF	0.9%
FS_7PTEbC	1	FS_7PTEbC	0.9%
FS_7QFqVr	1	FS_7QFqVr	0.9%
FS_7Vpvjm	1	FS_7Vpvjm	0.9%
FS_7VsuPh	1	FS_7VsuPh	0.9%
FS_7XmsjO	1	FS_7XmsjO	0.9%
FS_7bUGGi	1	FS_7bUGGi	0.9%
FS_7dujaXF	1	FS_7dujaXF	0.9%
FS_7fNxX6t	1	FS_7fNxX6t	0.9%
FS_7fvurNf	1	FS_7fvurNf	0.9%
FS_7gwnaV	1	FS_7gwnaV	0.9%
FS_7hrIEhL	1	FS_7hrIEhL	0.9%
FS_7mgEUI	1	FS_7mgEUI	0.9%
FS_7zLXd8f	1	FS_7zLXd8f	0.9%
FS_7zMeer	1	FS_7zMeer	0.9%
FS_86GKG4	1	FS_86GKG4	0.9%
FS_8exJT6I	1	FS_8exJT6I	0.9%
FS_9H1Sn1	1	FS_9H1Sn1	0.9%

· Excel, to change the chart type.
 C) or "Switch Plot" (Mac) in the chart tools



Percent



F
I
FS
F
F
I
FS
FS
FS
I
F
F
F
F
FS
FS
FS
F

Calendar and Schedule Board Summary Report

Key Points

- **Academic Calendar**
 - 146 student-contact days.
 - High school hours: 8:00 AM – 3:30 PM.
 - Elementary hours: 8:10 AM – 3:20 PM.
- **District-Wide Consistency**
 - All schools share the same start and end times.
 - Each school may rearrange periods within those times for interventions or special programs.
 - Teacher contract hours are the same at every school: 7:30 AM – 4:00 PM.
- **State Instructional-Time Requirement**
 - Utah law requires a minimum of **990 student-instructional hours** per year.
 - The high-school schedule as designed provides **994 hours** of state approved instructional hours.

Key Observation:

- Since we're scheduled at the absolute minimum 990 instructional hours, staff must continue teaching through minor disruptions (e.g., brief power outages). Snow days will be reserved only for truly severe conditions, and any student-contact time lost for any reason must be made up through additional instructional days or extended hours.

Professional Development

- 6 full days:
 - 2 flexible teacher-prep days
 - 4 required PD days
- 8 student-free Fridays, 8:00 AM – 1:00 PM (40 hours total)

Policy: Notification of Changes to Board-Approved Athletic Schedules

Purpose:

To ensure transparency, accountability, and proper planning, this policy requires athletic coaches to notify the superintendent when changes are made to board-approved athletic schedules.

Policy Statement:

All athletic schedules are approved by the Board of Education prior to the start of each sports season. Any subsequent changes to these schedules must be reported to the superintendent in advance of the change taking effect.

Procedure:

1. Notification Requirement

- Any coach requesting a change to a board-approved schedule must submit written notification to the superintendent as soon as the need for a change is known.

2. Required Information

The notification must include the following:

- **Reason for the change.**
- **Proposed make-up date and time**, if applicable.
- **Completed travel request form** for the revised date(s), if additional travel is required.

3. Timeliness

- Notifications should be submitted as early as possible to allow for proper review and communication with stakeholders.

ESTIMATED ITEMIZED 12 Week BUDGET

Utah State Board of Education AFTERSCHOOL School Year 25-26 USU Extension- Garfield County 4-H			Year 2	First 12 Weeks
Salaries:			100%	
Program Director- Callie Ward - Oversee the entire program and grant. Liaison between county extension offices, community, school district, Utah Afterschool Network (UAN), and other stakeholders. Maintain IRB approval and conduct evaluations. Supervise and support Program Assistant I. Manage the budget and purchases, track professional development.			\$10,580.01	\$2,645.00
Year 2	\$10,580.01			
Program Assistant I- Kolbi Frandsen - (100% FTE) Certified Teacher, Manages the site teams, accumulates daily attendance, records food usage, approves staff timesheets, and acts as a liaison between the school district, UAN, and other stakeholders.			\$37,080.00	\$9,270.00
Year 2	\$37,080.00			
Family Service Specialist- Clint Albrecht- Assists parents in developing individualized short-and long-term goals and in accomplishing them. Coordinates family learning center, onsite community classes, and coordinating resources that meeting the needs of intergenerational poverty families, establishing and maintaining cooperative relationships with them.			\$2,319.20	\$579.80
Year 2	\$2,319.20			
Site Coordinators (3)- Site Coordinator runs the daily after school operation, recruits volunteers for the clubs, supervises site staff, creates schedules. Gather and disseminate family resources, collaborate with partnering agencies specific to the site. Panguitch - Shanon Leibbrant Escalante- Sondra Jones Boulder - Zoey Ahlstrom Bryce Valley - TBD			\$50,507.52	\$12,626.88
Year 2	(\$18.79 x 18 hours/week x 42 weeks = \$14,205.24 x 3 staff) (\$18.79 x 10 hours/week/42 weeks= x 1 staff- Boulder)			
4-H Instructors - Assist with the evaluation at each site, run clubs. \$16 per hour			\$80,640.00	\$20,160.00
Year 1-3	(12 hours/week x 42 weeks= x 10 staff)			
Employee Benefits:				
	Program Director - Callie Ward - 45% of salary		\$4,519.62	\$1,129.91
	Program Coordinator- Kolbi Frandsen - 45% of salary		\$15,840.00	\$3,960.00
	Family Service Specialist- Clint Albrecht - 45% of wage		\$1,020.45	\$255.11
	Site Coordinators (3) - 8.3% of wage		\$3,311.28	\$827.82
	4-H Instructors - 8.3% of wage		\$5,160.96	\$1,290.24
Purchased Professional & Tech Services:				
	Mentor Teachers: certified teacher or principal to consult on school alignment		\$3,000.00	\$750.00
	Target Tutoring Stipend (Contracted) \$25 per hour x 3 sites. Intense intervention		\$7,500.00	\$1,875.00
	Background Checks - (\$55 x 15 part-time staff)		\$825.00	\$206.25
Travel:				
	In State Training- USU Extension Faculty and/or staff to attend in state 4-H Positive Youth Development, Utah After School Network trainings. Costs include accommodations, per diem, etc. Trainings will vary depending on specific staff needs.		\$6,000.00	\$1,500.00

ESTIMATED ITEMIZED 12 Week BUDGET

Utah State Board of Education AFTERSCHOOL School Year 25-26 USU Extension- Garfield County 4-H		Year 2	First 12 Weeks
	<p>Mileage Reimbursement- Due to the vast size of Garfield County, it takes approximately one hour to each site from the County Seat of Panguitch. To travel to the Wasatch Front for state training ranges from 3-5 hours depending on site.</p> <p>Travel for Program Director/ Coordinator specific to county travel amongst each site and to coordinate services with other agencies.</p> <p>Travel for Family Life Specialist specific to county travel amongst each site and to coordinate services with other agencies.</p> <p>Travel for county/state training, travel to accumulate supplies and share resources with other sites.</p>	\$3,500.00	\$875.00
Supplies and Materials:			
	<p>4-H Community Club Supplies - consumable materials & supplies needed to run the club and curriculum. Materials needed will vary depending on lesson. Clubs will be running in 6-week increments called sessions. Two enrichment clubs per session, two academic clubs per session, Five sessions per year=20 clubs funds decreasing as we purchase sustainable supplies and materials. While this number is low and decreases, we have reusable materials available from USU Extension, so many clubs will have minimal costs. Photocopies are provided outside of grant funds and can be used as needed.</p> <p align="center">42 clubs =\$50 per club x 3 sites</p>	\$5,000.00	\$1,250.00
Year 1-3	<p>Quarterly Family Engagement Events - To help families develop a sense of community and belonging, our program will offer a Family Night Out taking place four times a year across each site.</p> <p align="center">\$300 per event x quarterly x 3 sites = \$3600</p>	\$3,600.00	\$900.00
Year 2	<p>4-H Enrollment - \$10 enrollment fee per year. Covers accident insurance, background checks for volunteers and data management costs.</p> <p align="center">\$10 per enrollment x 30 youth x 3 sites = \$900</p>	\$900.00	\$225.00
	<p>Food - snacks and/or small meals for youth (\$0.60 per youth (15 average per 3 sites) per day x 42 weeks)</p>	\$3,000.00	\$750.00
Total		\$244,304.04	\$61,076.01
Employee Start Date: 08/18/2025		2 weeks - Prep/ Set Up	
Program Start Date: 09/02/2025		10 weeks - Direct Program	
Evaluation Date: 11/14/2025			
12 Week Budget Period - 08/18/2024 - 11/14/2024			

RISE Assessment Data Summaries

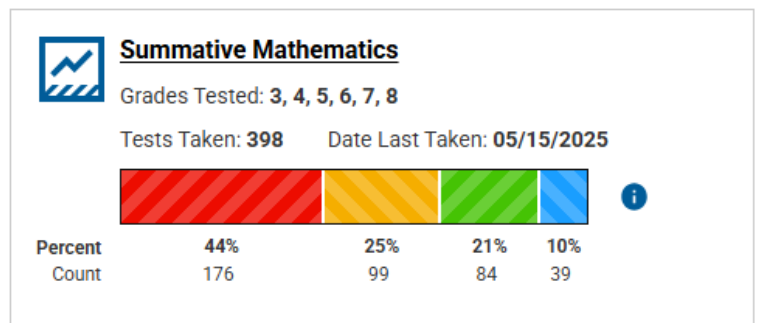
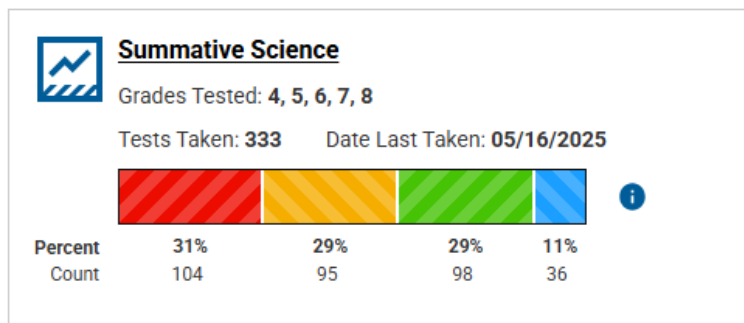
Performance Levels

- 1 - Below Proficient%
- 2 - Approaching Proficient%
- 3 - Proficient%
- 4 - Highly Proficient%

Tests Taken
 "Tests Taken" represents the count of the most recent opportunities taken by students on each test in this test family and for each test reason.

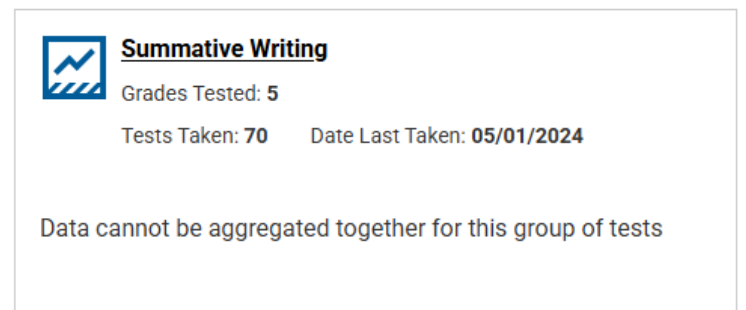
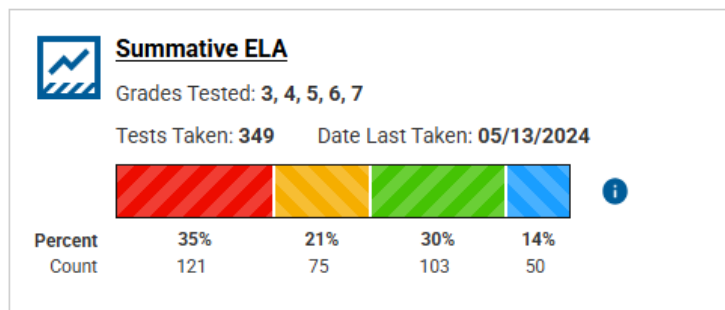
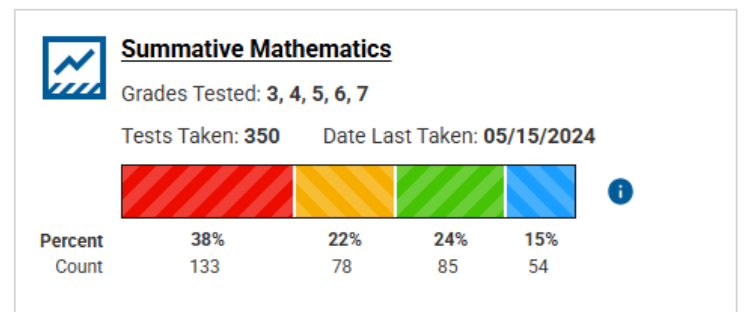
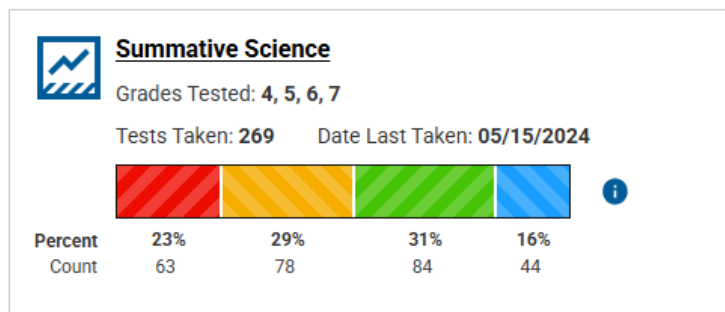
Performance Distribution, By Test Group: GARFIELD DISTRICT, 2024-2025

Filtered By **Test Reasons:** All Test Reasons | **Sorted By:** Date Last Taken



Performance Distribution, By Test Group: GARFIELD DISTRICT, 2023-2024

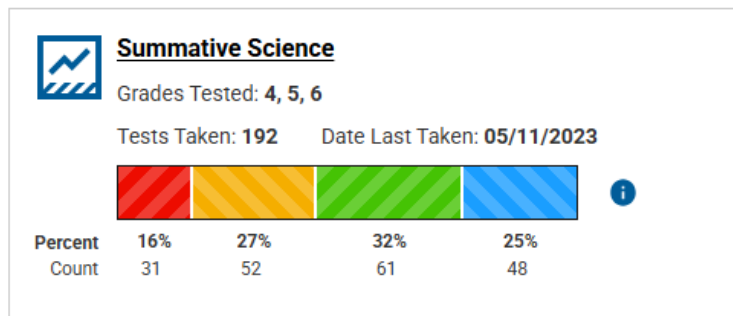
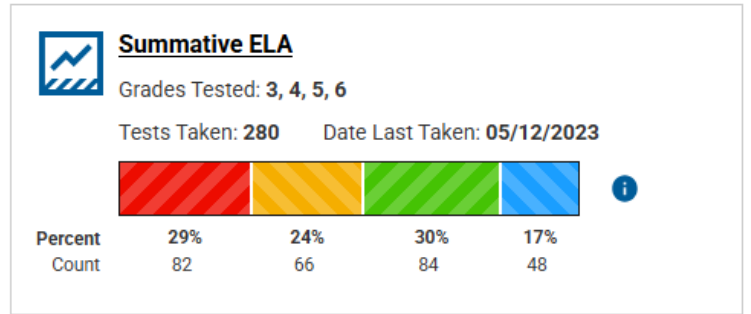
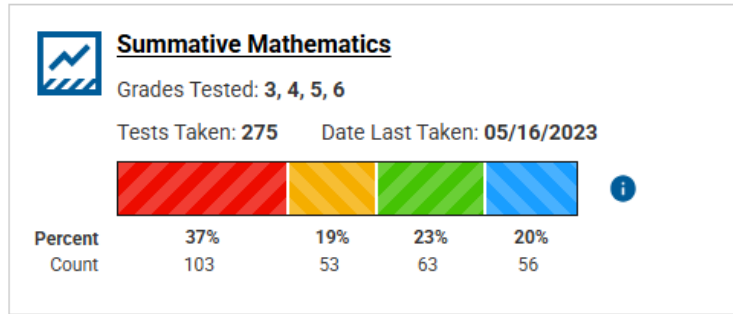
Filtered By **Test Reasons:** All Test Reasons | **Sorted By:** Date Last Taken



RISE Assessment Data Summaries

Performance Distribution, By Test Group: GARFIELD DISTRICT, 2022-2023

Filtered By **Test Reasons:** All Test Reasons | **Sorted By:** Date Last Taken

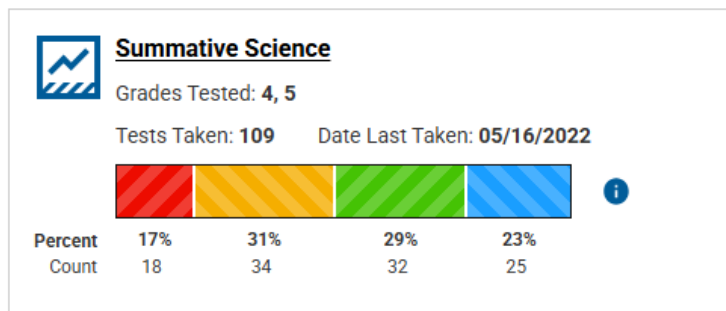
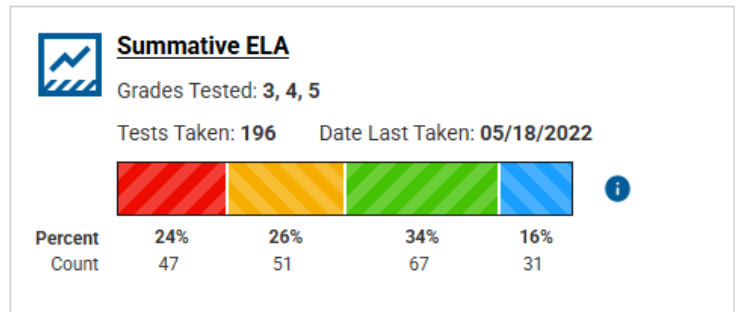
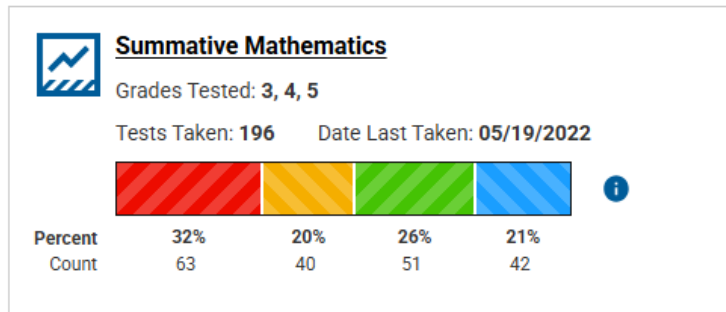


Summative Writing
 Grades Tested: 5
 Tests Taken: 56 Date Last Taken: 05/08/2023

Data cannot be aggregated together for this group of tests

Performance Distribution, By Test Group: GARFIELD DISTRICT, 2021-2022

Filtered By **Test Reasons:** All Test Reasons | **Sorted By:** Date Last Taken



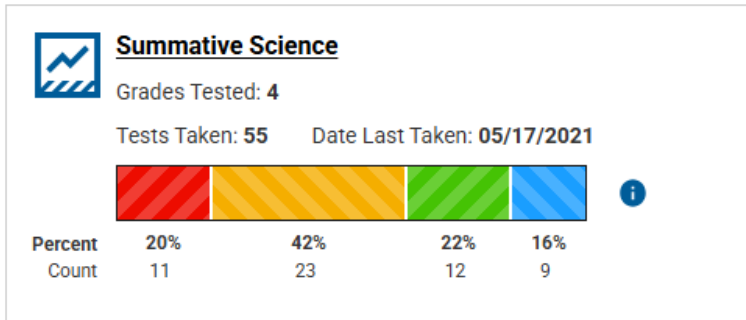
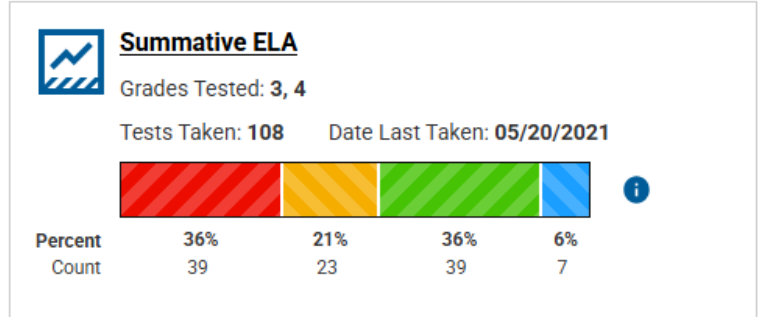
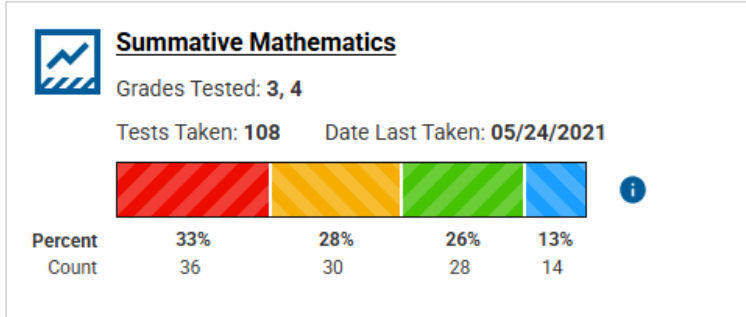
Summative Writing
 Grades Tested: 5
 Tests Taken: 56 Date Last Taken: 05/11/2022

Data cannot be aggregated together for this group of tests

RISE Assessment Data Summaries

Performance Distribution By Test Group: GARFIELD DISTRICT, 2020-2021

Filtered By **Test Reasons:** All Test Reasons | **Sorted By:** Date Last Taken



Garfield County School District Interim Board Meeting

Monday, August 11, 2025 5:00 PM

Garfield School District Office, 145 East Center St., Panguitch, UT 84759

I. Emergency Meeting

II. Welcome

Discussion: The meeting was called to order at 5:00 PM. Board members present included Curtis Barney, Ralph Perkins, Jared Brems, and Myron Cottam. April was not in attendance. Also present were Superintendent John Dodds and Business Administrator Lane Mecham.

III. Board Action Items

III.A. Garfield Online Staffing

Action(s):

To put Superintendent Dodds as the Administrator for the online school and to open a full time teaching position. This motion, made by Curtis Barney and seconded by Myron Cottam, Carried.

Voting Detail:

Curtis Barney: Yea
Jared Brems: Yea
Myron Cottam: Yea
April LeFevre: Absent
Ralph Perkins: Yea

Voting Summary: Yea: 4, Nay: 0, Absent: 1

Discussion: The superintendent discussed some of the background for consideration of the admin and teaching position for Garfield Online. The Board and Superintendent had discussions about the state of the position and their various views on the staffing for the online school. Board President Ralph Perkins asked for any public comment. Sally James made comments about the SPED case load for the online school and having an administrator present for those IEP meetings. Kimberly Blood made comments and supported having a full-time teacher at the school.

IV. Executive Session

IV.A. GCSD Rules for CLOSED MEETINGS

IV.B. Discussion of the character, professional competence, or physical or mental health of an individual.

IV.C. Discussion regarding deployment of security personnel, devices, or systems

IV.D. Strategy to discuss pending or reasonably imminent litigation

IV.E. Strategy sessions to discuss collective bargaining

IV.F. Strategy to discuss the purchase,
exchange or lease of real estate

IV.G. Investigative proceedings regarding
allegations of criminal conduct

Board Secretary



GARFIELD COUNTY SCHOOL DISTRICT

Substitute Teacher Hiring Documentation Form

NAME Ty Johnson HM PHONE () _____
ADDRESS 1070 E Heritage Ln CELL (209) 418-5695
CITY Escalante STATE UT ZIP 84726
EMAIL _____

Identify the days of the week you are available to work. Mark your choices with an "X".

IF YOU ARE AVAILABLE ALL DAYS, CHECK HERE X

(A.M.) MON ___ TUES ___ WED ___ THURS ___ FRI ___

(P.M.) MON ___ TUES ___ WED ___ THURS ___ FRI ___

Please choose the types of locations. Mark your choices with an "X".

SCHOOLS

___ Elementary School
X High/Middle School
___ Both

LOCATION

___ Antimony
___ Boulder
___ Bryce Valley
X Escalante
___ Panguitch

For School Use Only:

- X Substitute training has been provided by the authorized Administrator.
X Candidate has been informed position is contingent upon successful background check and board of education approval.
X Instructions have been given for candidate to schedule a background check and take the following items to complete payroll paperwork: Current Driver's License, SS Card, Voided Check or Saving's Deposit Slip.

Administrator's Signature: _____


Date: 7/21/25

Garfield County School District
Hiring Documentation

School: Bryce Valley High School

Position: Food Service Worker

Date: 7/31/25

All Applicants	
Name	Name
Florene Sudweeks	
Applicants Interviewed	
Name	Name
Florene Sudweeks	
Screening Committee	
Name	Position
Linda Larson	
Trista Rich	District Employee
Samie Ott	District Employee
Recommendation for position(s): Florene Sudweeks	
Signature of Administrator: 	

Garfield County School District
Hiring Documentation

School: PES Position: Paraprofessionals Date: 8-4-25

All Applicants

Name	Name
<u>Jeremiah Crandall</u>	
<u>Chelsea Peacock</u>	
<u>Reese Emma Ganci</u>	

Applicants Interviewed

Name	Name
<u>Jeremiah Crandall</u>	
<u>Chelsea Peacock</u>	
<u>Reese Emma Ganci</u>	

**Interview Committee or
Screening Committee**

Name	Position
<u>Lisa Brennholz</u>	Community Council Member
<u>Vonnie Parkin</u>	District Employee
	District Employee

Recommendation for position(s): Reese Emma Ganci - Preschool Head teacher
Chelsea Peacock
Jeremiah Crandall > Paraprofessionals

Signature of Administrator: Lisa Brennholz



GARFIELD COUNTY SCHOOL DISTRICT

Substitute Teacher Hiring Documentation Form

APPLICANT MUST SUBMIT A COMPLETED GCSD CLASSIFIED EMPLOYMENT APPLICATION & THIS FORM PRIOR TO SCHEDULING BACKGROUND CHECKS

NAME CARL WOOD HM PHONE 405
ADDRESS 50 E 400 N CELL (435) 572-6555
CITY PANGUITCH STATE UTAH ZIP 84759
EMAIL GEARSAW011@GMAIL.COM

Identify the days of the week you are available to work. Mark your choices with an "X".

IF YOU ARE AVAILABLE ALL DAYS, CHECK HERE

(A.M.) MON ___ TUES ___ WED ___ THURS ___ FRI ___

(P.M.) MON ___ TUES ___ WED ___ THURS ___ FRI ___

Please choose the types of locations. Mark your choices with an "X".

SCHOOLS

LOCATION

___ Elementary School

___ Antimony

High/Middle School

___ Boulder

___ Both

___ Bryce Valley

Custodial Sub ___

___ Escalante

Food Service Sub ___

Panguitch

For School Use Only:

___ Substitute training has been provided by the authorized Administrator.

___ Candidate has been informed position is contingent upon successful background check and board of education approval.

___ Instructions have been given for candidate to schedule a background check and take the following items to complete payroll paperwork: Current Driver's License, SS Card, Voided Check or Saving's Deposit Slip.

Administrator's Signature: Russell M. Thomas Date: 08/06/2025

Garfield County School District
Hiring Documentation

School: Escalante Elementary Position: Para/Librarian Date: 08/06/2025

All Applicants

Name	Name
Doneen Griffin	Kathryn Chamberlain
Brittney Nelson	


Applicants Interviewed

Name	Name
Brittney Nelson	Kathryn Chamberlain

**Interview Committee or
Screening Committee**

Name	Position
Laura Bytheway	Community Council Member
	District Employee
	District Employee
Ryan Bytheway	EES Principal
Eva Durfey	EES Teacher/Instructional Coach
Nicole Griffin	EES Teacher

Recommendation for position(s):
Kathryn Chamberlain

Signature of Administrator: 

**Garfield County School District
Hiring Documentation**

School: **Escalante Elementary** Position: **1st Grade Teacher** Date: **08/04/2025**

All Applicants

Name	Name
Doneen Griffin	


Applicants Interviewed

Name	Name
Doneen Griffin	

**Interview Committee or
Screening Committee**

Name	Position
	Community Council Member
	District Employee
	District Employee
Ryan Bytheway	EHS Principal
Eva Durfey	EES Teaching Coach

Recommendation for position(s):
Doneen Griffin

Signature of Administrator: 

Garfield County School District
Hiring Documentation

School: **Bryce Valley Elementary** Position: **Para Professional** Date: **5/29/2025**

All Applicants

Name	Name
Taylor Barker	
William Craig Barker	
Emily Rose	
Rachel Howard	

Applicants Interviewed

Name	Name
Taylor Barker	
William Craig Barker	
Emily Rose	

**Interview Committee or
Screening Committee**

Name	Position
Trista Rich	District Employee
Makayla Chamberlain	District Employee
Stephanie Miller	District Employee
Keni Floyd	Teacher
Nathan Platt	Community Member

Recommendation for position(s):
We recommend that Taylor Barker and William Craig Barker be hired as a BVES Para Professional

Signature of Administrator:



**Garfield County School District
Hiring Documentation**

School: Panguitch Elementary Position: Para Computer Teacher Date: 8-7-25

All Applicants

Name	Name
Jane Excell	
Hollie Frandsen	
Sarah Melancon	
Paula Bowers	

Applicants Interviewed

Name	Name
Jane Excell	
Hollie Frandsen	
Sarah Melancon	
Paula Bowers	

**Interview Committee or
Screening Committee**

Name	Position
Lisa Breinholt	Community Council Member
	District Employee
	District Employee

Recommendation for position(s):

Jane Excell - Para
Paula Bowers - Para

Sarah Melancon - Para
Hollie Frandsen - Computer Para

Signature of Administrator: 



GARFIELD COUNTY SCHOOL DISTRICT

Substitute Teacher Hiring Documentation Form

***** APPLICANT MUST SUBMIT A COMPLETED GCSD CLASSIFIED EMPLOYMENT APPLICATION & THIS FORM PRIOR TO SCHEDULING BACKGROUND CHECKS *****

NAME Kezli Floyd HM PHONE () _____

ADDRESS PO Box 252 CELL (465) 6909136

CITY Henrieville STATE VT ZIP 84736

EMAIL kezlif@hotmail.com

Identify the days of the week you are available to work. Mark your choices with an "X".

IF YOU ARE AVAILABLE ALL DAYS, CHECK HERE

(A.M.) MON TUES WED _____ THURS _____ FRI _____

(P.M.) MON _____ TUES _____ WED _____ THURS _____ FRI _____

Please choose the types of locations. Mark your choices with an "X".

SCHOOLS

LOCATION

Elementary School

_____ Antimony

High/Middle School

_____ Boulder

_____ Both

Bryce Valley

Custodial Sub _____

_____ Escalante

Food Service Sub _____

_____ Panguitch

For School Use Only:

- Substitute training has been provided by the authorized Administrator.
- Candidate has been informed position is contingent upon successful background check and board of education approval.
- Instructions have been given for candidate to schedule a background check and take the following items to complete payroll paperwork: Current Driver's License, SS Card, Voided Check or Saving's Deposit Slip.

Administrator's Signature: [Signature] Date: Aug. 14, 2025

**Garfield County School District
Hiring Documentation**

School: PES Position: Para Date: 8-14-25

All Applicants

Name	Name
<u>Allie Dalton</u>	

Applicants Interviewed

Name	Name
<u>Allie Dalton</u>	

**Interview Committee or
Screening Committee**

Name	Position
<u>Lisa Breinholt</u>	<u>Community Council Member</u>
	<u>District Employee</u>
	<u>District Employee</u>

Recommendation for position(s):

Allie Dalton

Signature of Administrator: Lisa Breinholt



GARFIELD COUNTY SCHOOL DISTRICT

Substitute Teacher Hiring Documentation Form

NAME Barbara Lavender HM PHONE () _____
 ADDRESS 161 N. 100 W. CELL (702) 461-4739
 CITY Panguitch STATE UT ZIP 84759
 EMAIL rowasdaughter@gmail.com

Identify the days of the week you are available to work. Mark your choices with an "X".

IF YOU ARE AVAILABLE ALL DAYS, CHECK HERE _____

(A.M.) MON TUES WED THURS FRI _____

(P.M.) MON TUES WED THURS FRI _____

Please choose the types of locations. Mark your choices with an "X".

SCHOOLS

Elementary School
 _____ High/Middle School
 _____ Both

LOCATION

_____ Antimony
 _____ Boulder
 Bryce Valley
 _____ Escalante
 _____ Panguitch

For School Use Only:

- Substitute training has been provided by the authorized Administrator.
- Candidate has been informed position is contingent upon successful background check and board of education approval.
- Instructions have been given for candidate to schedule a background check and take the following items to complete payroll paperwork: Current Driver's License, SS Card, Voided Check or Saving's Deposit Slip.

Administrator's Signature [Signature] Date: 8.19.2025

Garfield County School District
Hiring Documentation

School: PES

Position: Para

Date: 8/20/25

All Applicants

Name	Name
Kimberly Julander	

Applicants Interviewed

Name	Name
Kimberly Julander	

**Interview Committee or
Screening Committee**

Name	Position
Lisa Breinholt	Community Council Member
	District Employee
	District Employee

Recommendation for position(s):

Kimberly Julander - Title I

Signature of Administrator:

Lisa Breinholt

Kate Godsey
632 CR 2750
Pawhuska, OK 74056

August 4, 2025

Dear Mr. Bytheway,

Please accept this letter as formal resignation from my position as the First Grade Teacher at Escalante Elementary. A complex situation has arisen within my immediate family requiring me to stay in Oklahoma for the time being. I am disheartened.

I express my sincere apologies for leaving you and the school with little time left to fill the position. I appreciate your understanding of this difficult decision and hope it will not affect an opportunity to work with you in the future.

Thank you for your time.

Kate Godsey

Kate Godsey



Ryan Bytheway <ryan.bytheway@garfk12.org>

Library position

1 message

Kathryn Chamberlain <kathkarol@gmail.com>

Fri, Aug 15, 2025 at 3:13 PM

To: ryan.bytheway@garfk12.org

I, Kathryn Chamberlain resign my position as Librarian at Escalante Elementary School as of Friday August 15th 2025. Thank you.

Kathryn Chamberlain
Sent from my iPhone

Thanks again Ryan, you really are a great group over there. I'm sorry I couldn't make it work at this time.

Julia McKinstry- Spencer
2355 Lizard Ranch Rd.
Escalante, UT
Mckinstryjulia@gmail.com
303-917-6908200

August 18,2025

Ryan Bytheway
Escalante Elementary
200 South Little Moqui LN
Escalante UT 84726

Dear Mr. Bytheway,

I am writing this letter with great sadness, I formally resign from my position as a Reading Specialist Para at Escalante Elementary School effective on August 20th.

I cherish the opportunity to serve our students and work alongside a wonderful talented staff and Principal. I have appreciated the opportunity to teach our students to build confidence and read successfully. I am grateful to Larry Marshall (a new teacher) for allowing me to mentor him in reading and writing. We were able to rotate students through phonics, comprehension, and fluency lessons daily. In addition, I was asked to model teaching reading and comprehension. Between the both of us, we created a successful reading program. As a result, we had the highest reading scores in the school for two years. So much so that I requested carrying it to kindergarten through third grade with the goal of consistency throughout our school.

I am grateful to have contributed to such a positive learning environment and most of all to teaching children to love reading. We have spoken many times regarding the importance of reading as the foundation to everything we do in life. Research states, "if a child is not reading at grade level by third grade" they will have a difficult time succeeding in the future. Teaching students to be consistent, set goals, and have high expectations builds confidence thereby creating success. Highly educated teachers and paras are essential to student success. Funding through Title One, Rural, or grants could help compensate Paras who hold degrees in education and have teaching experience.

As a former Title One teacher, I can't help but wonder where our "Title One" and "Rural School" money is going. I question why Escalante Schools have been and continue to be last in this district. There are many examples people here have shared with me. Additionally, our district wastes a tremendous amount of money buying new programs in language arts every year or two just to find the latest program that promises to improve the education of our students. Case in point, purchasing UFLI, 95%, and CKLA. is ridiculous. There are many examples of waste. Perhaps we need to prioritize and adjust our spending.

I am extremely grateful for all the people who have supported me. To have such confidence from principals, teachers, District Reading Specialists and parents means so. I had sincerely hoped our Superintendent and our School Board would acknowledge and authorize fair compensation. However, both chose to ignore this fact and refused to compromise. My wish is one day the school district will appreciate what they have and look for ways to keep us.

Sincerely,

Julia McKinstry-Spencer

Enrollment as August 20, 2025 – 1,489*

*Increase of 31 students from May 2025 (1,458)

Garfield School District

2025 **2026** 2027

Reports Groups Setup Codes

Enrollment	Schools	Status	Race	Sex													Total
Active Students	Grade:	PK	K	1	2	3	4	5	6	7	8	9	10	11	12	Total	
Boulder Elementary					1	1		2	1							5	
Bryce Valley Elementary		8	18	18	15	21	23	21	21							145	
Escalante Elementary		20	9	14	16	8	11	10	15							103	
Garfield Online School			92	155	113	99	84	75	56							674	
Panguitch Elementary		42	29	25	29	28	28	38	29							248	
Bryce Valley High School										15	24	26	11	28	18	122	
Escalante High School										12	9	10	15	8	9	63	
Panguitch High School										35	29	26	38	32	39	199	
Effective 8/20/2025		70	148	212	174	157	146	146	122	62	62	62	64	68	66	1559	

Pre-K - 70
Total K-12 1,489

Pre-K Enrollment

Garfield School District						
Enrollment						
Schools						
Active Students	Grade:	PK - Total	3 yr	4 yr	5 yr	
Boulder Elementary		0	0	0	0	
Bryce Valley Elementary		8	2	6	0	
Escalante Elementary		20	10	10	0	
Panguitch Elementary		42	20	22	0	
Total		70	32	38	0	

**UTAH STATE BOARD OF EDUCATION
MODEL AFFIDAVIT AND EXEMPTION CERTIFICATE
FOR HOME SCHOOL INSTRUCTION**

Student(s) #	Student Name(s)	M/F	Birth Date(s)	Student(s) Boundary School
	Bailey Moseley	F	8-24-12	Panguitch High School
Address: 195 N. 100 E			City: Panguitch	Zip Code: 84759
Parent / Guardian: Brittany Miller		Address (if different than student):		
Reason for Home Schooling (optional): Academic Reasons				

PARENT / GUARDIAN AFFIDAVIT

I _____, (Parent/Guardian) of the above named student(s), declare my intent to home school my student(s). I understand and agree:

1. I am solely responsible for the education of my student(s), except to the extent my student is dually enrolled in a public school.
2. I am solely responsible for the selection of instructional materials and textbooks.
3. I am solely responsible for the setting the time, place and method of instruction.
4. I am solely responsible for the evaluation of the home school instruction.

I accept full responsibility for my student and that he/she may not qualify for a high school diploma issued by the _____ Garfield County School District or any of its schools.

(For students with IEPs or identified through child find): My decision to home school does not in any way imply that the school district did not provide a free and appropriate public education and I understand and agree that my student has no individual right to receive some or all of the special education and related services he/she would receive if enrolled in a public school in _____ Garfield School District, unless I have arranged for dual enrollment consistent with state law, Section 53G-6-702 and Utah State Board of Education Rule, R277-438.

I understand and agree I may not assume responsibility for the education of my child if I have ever been or if I become convicted of child abuse or have a substantiated finding of child abuse against me as defined in [Utah Code 53G-6-204](#)

I have read this agreement and understand my obligations as a home school parent / guardian.

Parent/Guardian Signature: Brittany Miller Date: 8-12-25

Note: the information on this form is for school / school district use only. If schools/school districts release home school information as "directory information," schools/school districts must do so consistent with federal law.

EXEMPTION CERTIFICATE FOR HOME SCHOOL INSTRUCTION

A signed affidavit filed with the school district shall remain in effect as long as:

1. The school-age child attends home school;
2. The school district where the affidavit was filed remains the school-age child's district of residence; and
3. The parent or legal guardian who filed the signed affidavit has not been convicted of child abuse by a court or competent jurisdiction.

The following student(s) are exempt from compulsory education based on the parent's/guardian's signed affidavit.

Authorized Signature:  Date: 8/29/12

Note: The information on this form is for school / school district use only. If the school / school district releases home school student information as "directory information," the school / school district must do so consistent with federal law.

**UTAH STATE BOARD OF EDUCATION
MODEL AFFIDAVIT AND EXEMPTION CERTIFICATE
FOR HOME SCHOOL INSTRUCTION**

Student(s) #	Student Name(s)	M/F	Birth Date(s)	Student(s) Boundary School
	Ellie LeFevre	F	2/09/2010	Bryce Valley High School
	Brooklyn LeFevre	F	4/09/2012	"
	Landon LeFevre	M	7/10/2014	BVES
Address: 660 W 50 S		City: Tropic		Zip Code: 84776
Parent / Guardian: Kelsey LeFevre		Address (if different than student):		
Reason for Home Schooling (optional): Dual Enrollment				

PARENT / GUARDIAN AFFIDAVIT

I, Kelsey LeFevre, (Parent/Guardian) of the above named student(s), declare my intent to home school my student(s). I understand and agree:

1. I am solely responsible for the education of my student(s), except to the extent my student is dually enrolled in a public school.
2. I am solely responsible for the selection of instructional materials and textbooks.
3. I am solely responsible for the setting the time, place and method of instruction.
4. I am solely responsible for the evaluation of the home school instruction.

I accept full responsibility for my student and that he/she may not qualify for a high school diploma issued by the Garfield County School District or any of its schools.

(For students with IEPs or identified through child find): My decision to home school does not in any way imply that the school district did not provide a free and appropriate public education and I understand and agree that my student has no individual right to receive some or all of the special education and related services he/she would receive if enrolled in a public school in Garfield County School District, unless I have arranged for dual enrollment consistent with state law, Section 53G-6-702 and Utah State Board of Education Rule, R277-438.

I understand and agree I may not assume responsibility for the education of my child if I have ever been or if I become convicted of child abuse or have a substantiated finding of child abuse against me as defined in Utah Code 53G-6-204

I have read this agreement and understand my obligations as a home school parent / guardian.

Parent/Guardian Signature: Kelsey LeFevre Date: 8/15/25

Note: the information on this form is for school / school district use only. If schools/school districts release home school information as "directory information," schools/school districts must do so consistent with federal law.

EXEMPTION CERTIFICATE FOR HOME SCHOOL INSTRUCTION

A signed affidavit filed with the school district shall remain in effect as long as:

1. The school-age child attends home school;
2. The school district where the affidavit was filed remains the school-age child's district of residence; and
3. The parent or legal guardian who filed the signed affidavit has not been convicted of child abuse by a court or competent jurisdiction.

The following student(s) are exempt from compulsory education based on the parent's/guardian's signed affidavit.

Authorized Signature:  Date: 3/19/25

Note: The information on this form is for school / school district use only. If the school / school district releases home school student information as "directory information," the school / school district must do so consistent with federal law.

**UTAH STATE BOARD OF EDUCATION
MODEL AFFIDAVIT AND EXEMPTION CERTIFICATE
FOR HOME SCHOOL INSTRUCTION**

Student(s) #	Student Name(s)	M/F	Birth Date(s)	Student(s) Boundary School
12	Lonnie Justin Barney-Lyman	Male	04-01-2008	Escalante High School
Address: P.O Box 59		City: Escalante		Zip Code: 84726
Parent / Guardian: Patricia A. Barney		Address (if different than student): P.o. Box 59		
Reason for Home Schooling (optional): He is going to do his GED on line				

PARENT / GUARDIAN AFFIDAVIT

I Patricia A. Barney, (Parent/Guardian) of the above named student(s), declare my intent to home school my student(s). I understand and agree:

1. I am solely responsible for the education of my student(s), except to the extent my student is dually enrolled in a public school.
2. I am solely responsible for the selection of instructional materials and textbooks.
3. I am solely responsible for the setting the time, place and method of instruction.
4. I am solely responsible for the evaluation of the home school instruction.

I accept full responsibility for my student and that he/she may not qualify for a high school diploma issued by the Escalante School District or any of its schools.

(For students with IEPs or identified through child find): My decision to home school does not in any way imply that the school district did not provide a free and appropriate public education and I understand and agree that my student has no individual right to receive some or all of the special education and related services he/she would receive if enrolled in a public school in Escalante School District, unless I have arranged for dual enrollment consistent with state law, Section 53G-6-702 and Utah State Board of Education Rule, R277-438.

I understand and agree I may not assume responsibility for the education of my child if I have ever been or if I become convicted of child abuse or have a substantiated finding of child abuse against me as defined in Utah Code 53G-6-204

I have read this agreement and understand my obligations as a home school parent / guardian.

Parent/Guardian Signature: Patricia A. Barney

Date: 8.14.25

Note: the information on this form is for school / school district use only. If schools/school districts release home school information as "directory information," schools/school districts must do so consistent with federal law.

EXEMPTION CERTIFICATE FOR HOME SCHOOL INSTRUCTION

A signed affidavit filed with the school district shall remain in effect as long as:

1. The school-age child attends home school;
2. The school district where the affidavit was filed remains the school-age child's district of residence; and
3. The parent or legal guardian who filed the signed affidavit has not been convicted of child abuse by a court or competent jurisdiction.

The following student(s) are exempt from compulsory education based on the parent's/guardian's signed affidavit.

Authorized Signature: _____

J. Deas

Date: _____

8/19/25

Note: The information on this form is for school / school district use only. If the school / school district releases home school student information as "directory information," the school / school district must do so consistent with federal law.

**UTAH STATE BOARD OF EDUCATION
MODEL AFFIDAVIT AND EXEMPTION CERTIFICATE
FOR HOME SCHOOL INSTRUCTION**

Student(s) #	Student Name(s)	M/F	Birth Date(s)	Student(s) Boundary School
	Justin Wyatt Whittenburg	M	7-22-2013	Panguitch
Address: P.O. Box 12			City: Panguitch	Zip Code: 84759
Parent / Guardian: Lesly Whittenburg		Address (if different than student):		
Reason for Home Schooling (optional):				

PARENT / GUARDIAN AFFIDAVIT

I, Lesly Whittenburg, (Parent/Guardian) of the above named student(s), declare my intent to home school my student(s). I understand and agree:


1. I am solely responsible for the education of my student(s), except to the extent my student is dually enrolled in a public school.
2. I am solely responsible for the selection of instructional materials and textbooks.
3. I am solely responsible for the setting the time, place and method of instruction.
4. I am solely responsible for the evaluation of the home school instruction.

I accept full responsibility for my student and that he/she may not qualify for a high school diploma issued by the _____ School District or any of its schools.

(For students with IEPs or identified through child find): My decision to home school does not in any way imply that the school district did not provide a free and appropriate public education and I understand and agree that my student has no individual right to receive some or all of the special education and related services he/she would receive if enrolled in a public school in _____ School District, unless I have arranged for dual enrollment consistent with state law, Section 53G-6-702 and Utah State Board of Education Rule, R277-438.

I understand and agree I may not assume responsibility for the education of my child if I have ever been or if I become convicted of child abuse or have a substantiated finding of child abuse against me as defined in [Utah Code 53G-6-204](#)

I have read this agreement and understand my obligations as a home school parent / guardian.

Parent/Guardian Signature:  Date: 8/20/25

EXEMPTION CERTIFICATE FOR HOME SCHOOL INSTRUCTION

A signed affidavit filed with the school district shall remain in effect as long as:

1. The school-age child attends home school;
2. The school district where the affidavit was filed remains the school-age child's district of residence; and
3. The parent or legal guardian who filed the signed affidavit has not been convicted of child abuse by a court or competent jurisdiction.

The following student(s) are exempt from compulsory education based on the parent's/guardian's signed affidavit.

Authorized Signature:  Date: 8/20/25

Note: The information on this form is for school / school district use only. If the school / school district releases home school student information as "directory information," the school / school district must do so consistent with federal law.

Clint Barney

clint.barney@garfk12.org

Submission Date	Aug 5, 2025 11:19 AM
Requestor's Name	Clint Barney
Requestor's School Location	Panguitch High School
Contact E-mail	clint.barney@garfk12.org
Trip Type	Activity Trip (Sports, Club, etc.)
Date Leaving	Dec 29, 2025
Day of Week - Leaving	Monday
Date Returning	Dec 30, 2025
Day of Week - Returning	Tuesday
Describe the Purpose of the Trip	Participating in the Virgin Valley Holiday Basketball Tournament
Number of Students Attending	20
Number of Chaperones (Note: 15:1 student-chaperone ratio)	4
Name of Destination City & State	Mesquite, Nevada
Trip Distance	Less than 200 miles
Mode of Transportation	Suburban/Other School Vehicle

Recommendation to the Board: Trust Lands Plan Deadlines

State Deadlines

- Council membership submitted: October 20
- Final reports on prior-year fund use: March 1
- Upcoming plans for next year: May 15

Proposed District Deadlines (one week earlier)

- Council membership submitted: October 13
- Final reports submitted for board approval: Board meeting before February 22 (so they can be signed and sent to the state by March 1)
- Upcoming plans submitted for board approval: April board meeting, with final submission to the state by May 8

Why

- Aligns with state requirements while giving us a buffer
- Ensures board approval happens in time for superintendent submission to the state
- Provides schools and councils clear, consistent deadlines

Board Action

Adopt the adjusted deadlines above for all schools for the 2025–26 school year.



Garfield County School District

145 E Center St., Panguitch, UT 84759

Phone: 435-676-8821

August 20, 2025

Business Administrator Report

Ruby's Inn Seating Donation

Ruby's Inn has expressed interest in donating funds toward additional fold-down seating at Bryce Valley High School. My understanding is that their intent is to request a matching component from the District. We are currently waiting on a formal quote for the bleachers, and I anticipate bringing back more detailed information for discussion in a future board meeting.

Accounting Software Transition

The District has recently transitioned to a new accounting system, *School ERP Pro by Tyler Technologies*. This change has been challenging, as we continue to work through several software bugs that have caused frustration for staff. Despite the difficulties, this new platform will bring the District into compliance with the State's USIMS requirements. We are committed to ensuring the software is fully functional and that staff receive thorough training. Training has been a major focus in recent meetings and will continue at our upcoming secretaries' meeting.

BVHS Field and Irrigation Concerns

The infield at Bryce Valley High School's track has experienced significant damage this summer. The issues stem largely from irrigation water being turned on and off inconsistently, along with insufficient pressure to operate the pump system. To preserve the field, we have rented a hydrant meter from the City, allowing us to temporarily connect to culinary water. For the long term, we are exploring options such as smaller sprinkler zones connected to a main line that can switch between culinary and irrigation sources.

Athletic Center and Facilities Updates

The new athletic center is progressing well and is expected to be completed in October. On August 4th, we are scheduled to meet with landscapers to finalize plans for the surrounding areas. The locker rooms still have a few punch list items remaining but are largely complete and have turned out very well.

Other facilities projects are also moving forward:

- The BVHS parking lot project has been completed and looks excellent.
- The BHVS painting projects have been completed with great results (commons area and gym, hallway still being worked on).
- The BVHS administrative area remodel is still under construction.
- The BHVS flooring projects have been finished.
- The BVHS wall tiling and new drinking fountains are nearly completed.

- The BVHS Kiln installations are scheduled to begin soon.
- We've received the quotes for installation of the BVHS boilers and plan to start installation soon.
- BVHS staff is prioritizing the fitness equipment to be disposed of, and the Board will likely see a quote soon for replacement equipment where necessary in the new athletic facility.
- The maintenance shed at EHS is nearly completed, only a handful of punch list items remain. The project turned out great and we will begin clearing out the containers and other sheds as time permits.

A handwritten signature in blue ink that reads "Lane Mechaon". The signature is written in a cursive, flowing style.

Lane Mecham,
Business Administrator

8/19/2025

Underqualified Educators

Garfield District

Bryce Valley School

Elizabeth Armenta 812494 Hours: 1440 Days: 160 FTE: 1.00

Assignments at this school:

English as a Second Language Elem **not qualified for this assignment** 1.00 of total

8/19/2025

Underqualified Educators

Garfield District

Bryce Valley High

Shayne Chynoweth 761074 Hours: 1464 Days: 183 FTE: 1.000

Assignments at this school:

General Financial Literacy	qualified for this assignment	0.05 of total
Learning Strategies	qualified for this assignment	0.05 of total
Student Study Skills	qualified for this assignment	0.05 of total
Fashion Design Studio	qualified for this assignment	0.10 of total
Fashion Design Merchandising	qualified for this assignment	0.10 of total
Human Development	qualified for this assignment	0.10 of total
Interior Design 1	qualified for this assignment	0.05 of total
Interior Design 2	qualified for this assignment	0.10 of total
ProStart 2	qualified for this assignment	0.10 of total
College & Career Awareness	qualified for this assignment	0.05 of total
Aspiring Educators	not qualified for this assignment	0.05 of total
Behavior Health Introduction	qualified for this assignment	0.10 of total
Individual & Family Relationships	qualified for this assignment	0.10 of total

Licenses and Endorsements:

License Area	Type	License Expire Date	Endorsement	Endorsement Expire Date
License Level: Y		New 06/30/2028		
Secondary Education	PRFSL		General Financial Literacy Commercial Art	06/30/2026 06/30/2027

Katherine Dickinson 790427 Hours: 1440 Days: 160 FTE: 1.000

Assignments at this school:

Agricultural Systems & Technology 2	qualified for this assignment	0.20 of total
Agricultural Science I	qualified for this assignment	0.15 of total
Animal Science II	qualified for this assignment	0.15 of total
Plant and Soil Science I	qualified for this assignment	0.15 of total
Natural Resource Science I	qualified for this assignment	0.15 of total
Beginning Woodworking	not qualified for this assignment	0.10 of total
Construction Management 1	not qualified for this assignment	0.10 of total

Rowdy Miller 708696 Hours: 1440 Days: 220 FTE: 1.000

Assignments at this school:

Health Education II	not qualified for this assignment	0.10 of total
Debate	not qualified for this assignment	0.10 of total
Counselor (7-12)	qualified for this assignment	0.50 of total
Student Study Skills	qualified for this assignment	0.05 of total
Health Science Intro	not qualified for this assignment	0.20 of total
CTE Internships	qualified for this assignment	0.05 of total

Jessie Nicholson 795465 Hours: 1440 Days: 160 FTE: 1.000

Assignments at this school:

Journalism	not qualified for this assignment	0.05 of total
World Geography	not qualified for this assignment	0.10 of total
U.S. History I	qualified for this assignment	0.20 of total
U.S. History II	qualified for this assignment	0.20 of total
Utah Studies	qualified for this assignment	0.15 of total
World History	qualified for this assignment	0.10 of total
United States Government and Citizenship	qualified for this assignment	0.10 of total
Learning Strategies	qualified for this assignment	0.05 of total
Student Study Skills	qualified for this assignment	0.05 of total

8/19/2025

Garfield District

Underqualified Educators

Bryce Valley High

Chelsea Thompson

722890

Hours: 1440

Days: 160

FTE: 1.000

Assignments at this school:

Accounting I	not qualified for this assignment	0.10 of total
Accounting II	not qualified for this assignment	0.10 of total
Business Communication I	not qualified for this assignment	0.10 of total
Business Communication II	not qualified for this assignment	0.10 of total
Digital Literacy	not qualified for this assignment	0.05 of total
Digital Media 1	not qualified for this assignment	0.10 of total
Digital Media 2	not qualified for this assignment	0.10 of total
Web Development I	not qualified for this assignment	0.10 of total
Hospitality and Tourism	not qualified for this assignment	0.05 of total
Marketing #1	not qualified for this assignment	0.10 of total
Sports & Outdoor Recreation Marketing	not qualified for this assignment	0.05 of total
College & Career Awareness	not qualified for this assignment	0.05 of total
TV Broadcasting 1	not qualified for this assignment	0.05 of total

8/19/2025

Underqualified Educators

Garfield District

Escalante High

Sandra Holcomb 796163 Hours: 720 Days: 183 FTE: 0.50

Assignments at this school:

Learning Strategies	qualified for this assignment	0.05	of total
Digital Literacy	qualified for this assignment	0.20	of total
Exploring Computer Science I (CS)	qualified for this assignment	0.25	of total
3D Animation 1	qualified for this assignment	0.20	of total
Digital Audio 1	qualified for this assignment	0.20	of total
Commercial Art 1	not qualified for this assignment	0.10	of total

Licenses and Endorsements:

<i>License Area</i>	<i>Type</i>	<i>License Expire Date</i>	<i>Endorsement</i>	<i>Endorsement Expire Date</i>
License Level: Z	New	06/30/2027		
Secondary Education	LEASP	06/30/2027	Information Technology Systems	06/30/2027
			Multimedia	06/30/2027
			Commercial Photography	06/30/2027

Lori Torgersen 772049 Hours: 1440 Days: 160 FTE: 1.00

Assignments at this school:

Health Education I	not qualified for this assignment	0.10	of total
Health Education II	not qualified for this assignment	0.10	of total
Biology (9-12)	qualified for this assignment	0.20	of total
Earth & Space Science	qualified for this assignment	0.10	of total
Grade 7 Science	qualified for this assignment	0.15	of total
Grade 8 Science	qualified for this assignment	0.15	of total
Learning Strategies	qualified for this assignment	0.05	of total
Health Science Intro	qualified for this assignment	0.15	of total

Licenses and Endorsements:

<i>License Area</i>	<i>Type</i>	<i>License Expire Date</i>	<i>Endorsement</i>	<i>Endorsement Expire Date</i>
License Level: Y	New	06/30/2029		
Secondary Education	PRFSL		Environmental Science (Earth Science 2)	06/30/2027
			Health Science Introduction	06/30/2027

David Treanor 787395 Hours: 360 Days: 180 FTE: 0.25

Assignments at this school:

Drawing I	not qualified for this assignment	0.40	of total
High School Art Foundations	not qualified for this assignment	0.40	of total
Metalworking 1	not qualified for this assignment	0.20	of total

8/19/2025

Underqualified Educators

Garfield District

Panguitch High

Jemma Gallio-Carter 761667 Hours: 1464 Days: 183 FTE: 1.00

Assignments at this school:

Debate	qualified for this assignment	0.15 of total
Journalism	not qualified for this assignment	0.10 of total
Language Arts 7	not qualified for this assignment	0.15 of total
World History	qualified for this assignment	0.20 of total
United States Government and Citizenship	qualified for this assignment	0.20 of total
Current Issues	qualified for this assignment	0.20 of total

Sydnee Mecham 786532 Hours: 1464 Days: 183 FTE: 1.00

Assignments at this school:

Digital Literacy	not qualified for this assignment	0.10 of total
Computer Science Investigation	not qualified for this assignment	0.10 of total
Digital Media 1	not qualified for this assignment	0.10 of total
Web Development I	not qualified for this assignment	0.10 of total
College & Career Awareness	not qualified for this assignment	0.10 of total
Video Production 1	not qualified for this assignment	0.10 of total
Video Production 2	not qualified for this assignment	0.10 of total
Commercial Art 1	not qualified for this assignment	0.10 of total
Commercial Photo 1	not qualified for this assignment	0.10 of total
Commercial Photo 2	not qualified for this assignment	0.10 of total

Postpartum and Parental Leave

Definitions—

“Birth parent” means: (a) the biological mother of a child, (b) a man whose paternity of a child is established, (c) a man who has been identified as the father of a child by the child’s birth mother who has not denied paternity, or (d) an unmarried biological father.

[Utah Code § 78B-6-103\(10\), \(11\) \(2024\)](#)

“Paid leave hours” means leave hours the District provides to an employee who accrues paid leave benefits in accordance with District policies, including annual, vacation, sick, paid time off, or any other type of leave that may be taken while still receiving compensation. It includes but is not limited to paid parental leave or paid postpartum recovery leave.

[Utah Code § 53G-11-209\(1\)\(a\) \(2024\)](#)

“Parental leave” means leave hours provided to a parental leave eligible employee.

[Utah Code § 53G-11-209\(1\)\(b\) \(2024\)](#)

“Parental leave eligible employee” means an employee who accrues paid leave in accordance with District leave policies who is (a) a birth parent, (b) legally adopting a minor child (except when the employee’s spouse is the child’s pre-existing parent), (c) the intended parent of a child born under a validated gestational agreement under Utah Code Title 78B Chapter 15, Part 8, or (d) appointed the legal guardian of a minor child or an incapacitated adult.

[Utah Code § 53G-11-209\(1\)\(c\) \(2024\)](#)

“Postpartum recovery leave” means leave provided to a postpartum recovery leave eligible employee to recover from childbirth at 20 weeks or greater gestation.

[Utah Code § 53G-11-209\(1\)\(d\) \(2024\)](#)

[Utah Code § 63A-17-511\(1\)\(d\) \(2024\)](#)

“Postpartum recovery leave eligible employee” means an employee who accrues paid leave in accordance with District leave policies who gives birth to a child at 20 weeks or greater gestation.

[Utah Code § 53G-11-209\(1\)\(e\) \(2024\)](#)

[Utah Code § 63A-17-511\(1\)\(d\) \(2024\)](#)

“Qualified employee” means a parental leave eligible employee or a postpartum recovery leave eligible employee.

[Utah Code § 53G-11-209\(1\)\(f\) \(2024\)](#)

“Unmarried biological father” means a man who is the biological father of a child but who was not married to the biological mother at the time of the child’s conception or birth.

[Utah Code § 78B-6-103\(28\) \(2024\)](#)

Postpartum Recovery Leave—

Beginning July 2025, an eligible employee who is full-time may take up to 3 work weeks of paid postpartum recovery leave. The amount of leave for eligible employees who are part-time or who work more than full-time is the prorated amount reflecting the amount by which the employee works less than or more than full-time. This leave is additional to and is not charged against any other type of paid leave the employee has. The leave must be taken beginning with the date of birth unless a health care provider certifies that it is medically necessary to begin the leave earlier. The leave must be used in a single continuous period unless prior written authorization otherwise is given by the Superintendent or the human resources director. This leave is consecutive to parental leave but consistent with Policy DKC is concurrent with FMLA leave. The leave allowance is not increased if more than one child is born from the same pregnancy.

[Utah Code § 53G-11-209\(2\)\(a\), \(c\), \(4\) \(2024\)](#)

[Utah Code § 63A-17-511\(2\)\(a\)\(ii\), \(4\) \(2024\)](#)

An eligible employee shall give the District at least 30 days’ notice before the date the employee plans to begin using postpartum recovery leave and before the date the employee plans to stop using postpartum recovery leave unless circumstances beyond the employee’s control prevent giving the notice. In that case, the employee shall give the notice as soon as reasonably practicable.

[Utah Code § 63A-17-511\(5\) \(2024\)](#)

Parental Leave—

Beginning July 2025, an eligible employee who is full-time may take up to 3 work weeks of paid parental leave in a 12-month period. The amount of leave for eligible employees who are part-time or who work more than full-time is the prorated amount reflecting the amount by which the employee works less than or more than full-time. This leave is additional to and is not charged against any other type of paid leave the employee has. The leave cannot be taken before the date of the event making the employee eligible for the leave and must be taken within 6 months following the date of the qualifying event. The leave may not be used on an intermittent basis unless the District and the employee mutually agree in writing to intermittent use or unless a health care provider certifies that intermittent leave is medically necessary due to a serious medical condition of the child to whom the leave relates. This leave is consecutive to parental leave but consistent with Policy DKC is concurrent with FMLA leave. The leave allowance is not increased if more than one child is born from the same pregnancy, more than one child is adopted, or

the employee is appointed as the guardian of more than one child or incapacitated adult.

[Utah Code § 53G-11-209\(2\)\(a\), \(c\), \(4\) \(2024\)](#)

[Utah Code § 63A-17-511\(2\)\(a\)\(i\), \(3\) \(2024\)](#)

An eligible employee shall give the District at least 30 days' notice before the date the employee plans to begin using parental leave unless circumstances beyond the employee's control prevent giving the notice. In that case, the employee shall give the notice as soon as reasonably practicable.

[Utah Code § 63A-17-511\(5\) \(2024\)](#)

Notice of Leave Benefits—

The District shall provide written notice to all employees regarding a qualified employee's right to use postpartum recovery leave and parental leave.

[Utah Code § 53G-11-209\(2\)\(d\) \(2024\)](#)



INVOICE

Garfield County
55 South Main
PO Box 77
Panguitch, UT 84759

(435) 676-1100

BILL TO:


GARFIELD COUNTY SCHOOL DISTRICT
PO Box 398
Panguitch, UT 84759

Invoice Date: 08/13/2025
Payment Due: Upon receipt

Amount Due: \$ 57,000.00

Date	Description	Quantity	Price	Amount
8/13/25	2024 Dodge Ram 2500 3C6UR5KL8RG212740 Silver	1	\$ 56,000	\$ 57,000

I, Camille A. Moore Garfield County Auditor, hereby certify that the foregoing statement is the true and correct amount due to Garfield County.

Signed: 
Deputy County Clerk



Utah Office
1580 S. Pioneer Rd.
SLC, Utah 84127
801-359-3769

Denver Office
9751 W. 44th Ave
Wheatridge, CO 80033
800-786-7858

C. Springs Office
4825 Lorna Pl.
C. Springs, CO 80915
800-786-7858

HEATING • AIR CONDITIONING • REFRIGERATION • VENTILATION • CONTROLS

8/19/2025

Garfield County School District
145 E Center St
Panguitch, Utah 84759

Attn: Garfield County School District

RE: Cleaver Brooks Boiler Installation

Holbrook Service is thankful for the opportunity to provide you with this proposal. Having served the mechanical industry successfully for over 60 years, Holbrook has gained knowledge, experience, and foresight to provide our clients with unparalleled service and solutions for construction, maintenance, and everything in-between.

Proposal Description:

Lump Sum price to remove and replace the existing boilers and install the new Cleaver Brooks boilers purchased by the school. This includes demolition of the existing boilers and prepping for install. Installing the new Cleaver Brooks Clearfire boilers connecting into the existing system. Start up done by others

Total Proposal Price.....\$158,000.00

Proposal Schedule:

TBD

General Clarifications:

- Holbrook Service is not responsible for existing conditions outside the SOW, nor bringing these conditions up to code.
- Daily clean-up of our own “identifiable” debris to dumpsters or job trailer furnished by Holbrook Service.
- Proposal is based upon a mutually acceptable contract and schedule.
- Financing options available through Siemens
- The pricing is valid for 30-days.

Miscellaneous Terms and Conditions:

Once you accept the terms of this proposal by signing below, the terms of this proposal are binding. This proposal shall be governed in all respects by the laws of the State of Utah without regard to principles of conflicts of laws. If either party initiates any action or proceeding to enforce any provision of this proposal, the losing party shall pay to the prevailing party all costs and expenses, including without limitation, reasonable attorney fees, expert witness fees, and court costs, incurred in such action or proceeding and in any appeal. Each party hereby waives trial by jury in any action or proceeding arising out of or in any way related to this proposal. This proposal constitutes the full and entire understanding and agreement between the parties about the subject matter hereof and supersedes all prior agreements. If any provision of this proposal is found to be illegal or unenforceable, the other provisions shall remain effective and enforceable to the greatest extent permitted by law and shall be reformed by a court to be enforceable to the extent compatible with the applicable law. Neither this proposal nor any term hereof may be amended, waived, discharged, or terminated other than by a written instrument signed by the party against whom enforcement of any such amendment, waiver, discharge, or termination is sought. The parties agree that all information and matters regarding pricing represent the confidential information of Holbrook Service. You agree to maintain the confidentiality of such pricing information and shall not divulge such information to any third party, except as required by applicable law. The Parties may sign this proposal in any number of counterparts, each of which when signed and delivered will be deemed an original, and all of which together will constitute one and the same instrument. The parties may sign and deliver this proposal by facsimile or other electronic means, such as e-mail. A duly authorized representative of each Party will sign this proposal, and each signature constitutes conclusive proof of that person's authority to bind the Party represented by that person.

Thanks again for the opportunity to provide this proposal for your consideration. Please feel free to contact me with any questions or concerns on my direct line (801) 499-0837 or via email at dpatterson@holbrookservice.com

Sincerely,

Dylan Patterson
Account Manager

holbrookservice.com

Acceptance: _____ Date: _____

Title: _____





Proposal

Holbrook Servco L.P.

1580 S Pioneer Rd
Salt Lake City, UT 84104
(801) 486-4300

Date:	08/07/2025
Quote No:	8148
Exp Date:	09/07/2025
Sales Rep:	Stewart, Tanner
Mobile:	
Phone:	
Email:	AP@garfk12.org

Bill To Address

Garfield County School District
145 E Center St
PO Box 398
Panguitch, UT 84759

Site Address

Garfield County School District
145 E Center St
PO Box 398
Panguitch, UT 84759

Mechanical Subcontractor

Servco is pleased to provide a quote for the install of two new Cleaver Brooks CFC-E boilers.
The scope of work will go as follows:

- Demolition of the existing boilers, removing structures and prepping the space to allow us to insert the new boilers into the building.
- Installation of the new boilers provided by the school district. This will include making sure the boilers have required egress and recommended service clearance. We will then tie the boilers into the existing system.
- It is up to the school to tie the electrical in. Once the boilers are ready to be commissioned, Servco will provide start up as part of a separate job previously approved.

Any additional work will need to be quoted separately.

This quote includes the following:

Standard Inclusions

1. Project Coordination
2. Safety Monitoring
3. System Commissioning

Job specific inclusions

1. Install piping to allow connection to new boilers
2. Install ship loose components of New Boilers
3. Insulate exposed steam/condensate piping

We have excluded the following.

1. Temperature controls complete
2. HVAC complete
3. Asbestos abatement
4. Electrical wiring, starters, & disconnects
5. Importing or exporting of fill material
6. Bond premium
7. Permits and connection fees
8. Roof patching
9. Site utilities
10. Fire protection
11. Test and Balance
12. Concrete housekeeping pads
13. Dumpster fees

SubTotal	\$150,000.00
Tax (0.0000 %)	\$0.00
Total	\$150,000.00



Proposal

Holbrook Servco L.P.

1580 S Pioneer Rd
Salt Lake City, UT 84104
(801) 486-4300

Date:	08/07/2025
Quote No:	8148
Exp Date:	09/07/2025
Sales Rep:	Stewart, Tanner
Mobile:	
Phone:	
Email:	AP@garfk12.org

Bill To Address

Garfield County School District
145 E Center St
PO Box 398
Panguitch, UT 84759

Site Address

Garfield County School District
145 E Center St
PO Box 398
Panguitch, UT 84759

MECHANICAL SUBCONTRACTOR

Description	Qty	Price (\$)	Amount (\$)
Lump Sum price to remove and replace the existing boilers and install the new Cleaver Brooks boilers purchased by the school. This includes demolition of the existing boilers and prepping for install. Installing the new Cleaver Brooks Clearfire boilers connecting into the existing system. Start up done by others.	1.00	150000.00	150000.00
		Sub Total	\$150,000.00
		Tax (0.0000 %)	\$0.00
		Total	\$150,000.00

Message

Please confirm your acceptance of this Quote with your signature.

Signature : _____ Name: _____ Date : _____

Purchase order number for approved work: _____ Unless otherwise indicated within the written quote provided, this quotation is only valid for thirty (30) days. Freight is NOT included in the price of your parts/materials. Unless it is included as a freight line item in the quote, freight will be added to the final invoice. TERMS AND CONDITIONS The following sets forth the sale and payment terms and conditions of Holbrook Servco, LP. (Collectively, the "Company" or "we"). It constitutes the general agreement between the Company and you, its customer, under which products, services, and parts are sold, credit is extended, and payments are expected. This policy supersedes all previous sales and credit, payment terms and conditions, and finance policies issued by the Company and shall remain in effect until further notice. The Company reserves the right to change this policy and agreement at any time. STANDARD WORKMANSHIP WARRANTY Holbrook Servco, LP warrants that the workmanship and installation performed by Holbrook Servco (Collectively, "workmanship") shall conform in all respects to the specifications and quality contained in such proposal and such other specifications as may be otherwise expressly agreed to in writing by Holbrook Servco ("Warranty"). Holbrook Servco, at its option and in its sole and absolute discretion, may also grant additional or extended warranties with respect to the Workmanship or any aspect thereof (collectively, "Extended Warranty"), which if granted, shall be incorporated into, and made part of the Warranty. In the event of a conflict between the Warranty and any Extended Warranty, the terms of the Extended Warranty shall control. Warranty is valid for thirty (30) days after completion of the work performed. IN-WARRANTY MATERIALS Holbrook Servco will rely solely on the warranty provided by the manufacturer for all parts and materials. The sole and exclusive remedy for breach of warranty shall be as provided in the manufacturer's standard warranty unless otherwise specifically expressed in writing. You will be invoiced in a regular manner for all materials and parts even though it may be an in-warranty transaction. Credit will be issued promptly upon receipt of proof of return, and, if the return is within the prescribed time limit and has been properly authorized. Please note that withholding payment of any invoice in anticipation of an in-warranty credit is not permissible under our terms of sale. INVOICING AND PAYMENT TERMS PAYMENT TERMS Upon approval of credit, all orders from you for products, parts, or services will be invoiced upon completion of services rendered or delivery of parts. Standard Payment Terms are NET 30 days (upon approval of credit) on all invoices unless other arrangements are negotiated and agreed upon. These terms are stated on your invoice. When opening a new account with an order, we may require payment with the initial order so as not to delay shipments while credit references and financial information are being reviewed. We reserve the right to suspend or terminate any further performance under this agreement or otherwise in the event payment is not made when due. INVOICING TERMS (SCHEDULE OF VALUES) Standard billing terms (schedule of values) apply to amounts up to \$24,999.00. For these amounts, 100% of the invoice amount will be sent upon completion or shipment and the standard NET 30 Terms will apply. For amounts between \$25,000.00 - \$100,000.00 (USD), we will require the following progress payments in lieu of the standard payment terms (schedule of values): • 50% Due with Purchase Order - Due Upon Receipt • 50% Due upon Completion - NET 30 For amounts that Exceed \$100,000.00 (USD), we will require the following progress payments in lieu of the standard payment terms (schedule of values): • 25% Due with Purchase Order - Due Upon Receipt • 30% Due upon Equipment Delivery (to jobsite or to yard to stage for work, with inspection) - NET 30 • 20% Due upon Commencement of work onsite – NET 30 • 20% Due upon Substantial Completion – NET 30 • 5% Due upon Final Acceptance (completion of punch list items) – NET 30 If Retainage is required as part of the agreement, this will be added as a deduct on each invoice and then a final retainage billing will be sent upon final completion. For Equipment Only Purchases with amounts that Exceed \$100,000.00 (USD), we will require the following progress payments in lieu of the standard payment terms (schedule of values): • 30% Due upon Submittal Release to Production – NET 30 • 50% Due upon Equipment Shipment - NET 30 • 20% Due upon Delivery & Site Inspection (to jobsite or to yard to stage for work) – NET 30. Tariff Adjustments: If any new tariffs, duties, or similar government-imposed charges or increases to existing tariffs, existing duties or similar existing government-imposed charges, affect the products or services outlined in this proposal prior to equipment shipment or the completion of the services, those costs will be added as a surcharge.

TOM'S MECHANICAL INC

UT LIC. #308522-5501
NV LIC # 0052328 C-1 BID LIMIT \$6,700,000
AZ LIC # ROC187563

PROPOSAL

PLUMBING & HEATING

4241 S. River Rd, Ste. B
St. George, Utah 84790
PH: (435)673-3300 FAX: (435)673-9439

JULY 5, 2025

BRYCE VALLEY HIGH SCHOOL BOILERS REPLACEMENT

TROPIC, UTAH

We hereby submit specifications and estimates for:

COMPLETE MECHANICAL PROPOSAL AS PER SITE VISIT:

INCLUDES:

- DEMO OF BOILERS & BOILER FLUES
- INSTALL (2) NEW CLEVER BROOKS BOILERS (PROVIDED BY OWNER)
- DOMESTIC STEEL PIPING, VALVES & VIC FITTINGS FOR NEW BOILERS
- FIBERGLASS INSULATION ON BOILER PIPING
- PUMP DOWN, DISCONNECT & RECONNECT (2) EXISTING CONDENSERS
- 7' X 10' BROWN LOUVER W/ FLANGE
- STAINLESS STEEL BOILER FLUES (THIS PRICING IS SUBJECT TO CHANGE AS WE NEED TO FIELD MEASURE AS WELL AS NEED NEW BOILER SUBMITTAL TO VERIFY SIZING)
- CRANE FOR REMOVAL OF EXISTING BOILERS & INSTALL OF NEW ONES
- SAW CUTTING OF EXISTING WALL LOUVER TO ENLARGE LOUVER SIZE TO REMOVE BOILERS
- SEISMIC BRACING, CORE DRILL & FIRE STOPPING FOR EQUIPMENT & PIPING
- TRAVEL & LODGING COST

EXCLUDES:

- ELECTRICAL WIRING
- CONTROLS
- COMBUSTION AIR PIPING FOR BOILERS IS PROVIDED THROUGH LOUVER IN THE WALL
- CONCRETE HOUSEKEEPING PADS FOR EQUIPMENT
- WATER TREATMENT
- ROOF MEMBRANE REPAIR
- PVC JACKETING OF INSULATED PIPING
- FEES & PERMITS

WE PROPOSE hereby to furnish material and labor - complete in accordance with above specifications, for the sum of:

ONE HUNDRED SIXTY-TWO THOUSAND

dollars \$162,000.00.

PAYMENT TO BE MADE AS FOLLOWS: MONTHLY PROGRESS BILLINGS

All material is guaranteed to be as specified. All work to be completed in a workmanlike manner according to standard practices. Any alteration or deviation from above specifications will be executed only upon written orders, and will become an extra charge over and above the estimate. All agreements contingent upon strikes, accidents or delays beyond our control. Owner to carry fire, tornado and other necessary insurance. Our workers are fully covered by Workmen's Compensation Insurance.

Authorized

Signature: Connor Shakespeare Date: 07/05/2025

Note: This proposal may be withdrawn by us if not accepted within 30 days.

Acceptance of Proposal--- The above prices, specifications and conditions are satisfactory and are hereby accepted. You are authorized to do the work as specified. Payment will be made as outlined above.

Authorized

Signature: _____

Date of Acceptance: _____

Garfield School District

Garfield County School District Work Meeting
Garfield County Courthouse, 55 S Main St., Panguitch, UT 84759
Thursday, August 21, 2025

- I. Work Meeting
 - I.A. Welcome

The meeting was called to order at 3:00 PM. Board members present included April Lefevre, Myron Cottam, Jared Brems, Ralph Perkins, and Curtis Barney. Superintendent John Dodds and Business Administrator Lane Mecham were also present.
- II. Discussion Items
 - II.A. Board Goals
 - II.B. Model Policies

Superintendent provided a summary of the model policy changes this year.
 - II.C. Admin Letter 0010

The superintendent led a discussion regarding the administrative letter being drafted regarding advertising outside activities.
 - II.D. Bryce Valley High School RBT
- III. Board Training

The superintendent led a training session on the Trust Lands process and the board members' roles in it.
- IV. Review Board Agenda

The board reviewed the upcoming agenda and discussed the upcoming tax rate changes among other items. Myron discussed the board schedule and whether the board had decided to change the Antimony visit to Escalante. There was some discussion about getting a second visit at Escalante each year. The board discussed and agreed that the Antimony meeting should probably be moved to Escalante.
- V. Executive Session
 - V.A. GCSD Rules for CLOSED MEETINGS
 - V.B. Discussion of the character, professional competence, or physical or mental health of an individual.
 - V.C. Discussion regarding deployment of security personnel, devices, or systems
 - V.D. Strategy to discuss pending or reasonably imminent litigation
 - V.E. Strategy sessions to discuss collective bargaining
 - V.F. Strategy to discuss the purchase, exchange or lease of real estate
 - V.G. Investigative proceedings regarding allegations of criminal conduct

Barney Curtis; Brems Jared; Cottam Myron ; LeFevre April; Perkins Ralph

Garfield County School District Work Meeting

Thursday, July 17, 2025 10:00 AM

Bryce Canyon Lodge, The Lodge at Bryce Cyn, Bryce Canyon City, UT 84764

I. Work Meeting

I.A. Welcome

Discussion: The meeting was called to order at 10:20 AM. All Board members were present including Myron Cottam, Ralph Perkins, April Lefevre, Jared Brems, and Curtis Barney. Superintendent John Dodds and Business Administrator Lane Mecham were also present.

II. Discussion Items

II.A. School Climate Survey Results

Discussion: The superintendent led the group in discussion about the school climate survey. They discussed elements of the survey and some of the trends.

II.B. School Calendars and Bell Schedules

Discussion: The superintendent led a discussion about the schedule and the resiliency of schools to have school even when storms come through.

II.C. Online School

Discussion: Superintendent discussed the status of the hiring for the online school principal. He also discussed the role that position would have in multiple programs and responsibilities. The superintendent laid out three options: a full time principal, a half-time teacher and half-time administrator, and the third option is to have an administrator that is also tasked with running the Volunteer for Good program.

II.D. Sports Schedules Change Policy

Discussion: Superintendent discussed some of the issues that led to this process/procedure. The new process would be to send the Superintendent any changes in the schedule which he will then forward to the Board once he's reviewed the changes.

II.E. New Policies

Discussion: The board discussed various concerns they felt might need policy in order to tighten controls for those items.

II.F. After-School Program

Discussion: Superintendent introduced the request to fund the 4H after school program temporarily while federal funding was frozen. Questions arose about what would happen if funding was not restored in the near term, superintendent answered that those funds would not be recouped. The board discussed being able to provide these services on our own, potentially at less cost.

Discussion was had about our ability to provide these services on our own.

III. Board Training

III.A. 2025-2026 Strategic Plan

Discussion: The Superintendent presented his plan for the upcoming year and discussed the various components of the upcoming school year plan.

III.B. Master Board Award

Discussion: The Board took a moment to review the MBA progress.

III.C. Volunteer For Good

III.D. Ethics Pledge

Discussion: The board signed the ethics pledge.

IV. Review Board Agenda

Discussion: The Board reviewed agenda items for the upcoming board meeting.

V. Executive Session

Action(s):

To go into executive session for item B. This motion, made by Myron Cottam and seconded by Jared Brems, Carried.

Voting Detail:

Curtis Barney: Yea
Jared Brems: Yea
Myron Cottam: Yea
April LeFevre: Yea
Ralph Perkins: Yea

Voting Summary: Yea: 5, Nay: 0

To leave executive session. This motion, made by Myron Cottam and seconded by April LeFevre, Carried.

Voting Detail:

Curtis Barney: Yea
Jared Brems: Yea
Myron Cottam: Yea
April LeFevre: Yea
Ralph Perkins: Yea

Voting Summary: Yea: 5, Nay: 0

V.A. GCSD Rules for CLOSED MEETINGS

V.B. Discussion of the character, professional competence, or physical or mental health of an individual.

V.C. Discussion regarding deployment of security personnel, devices, or systems

V.D. Strategy to discuss pending or reasonably imminent litigation

V.E. Strategy sessions to discuss collective bargaining

V.F. Strategy to discuss the purchase, exchange or lease of real estate

V.G. Investigative proceedings regarding allegations
of criminal conduct

Board Secretary

Summary of Duration

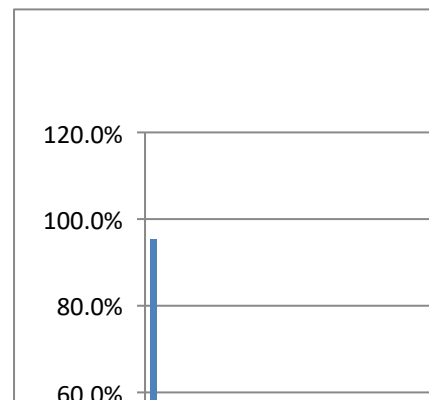
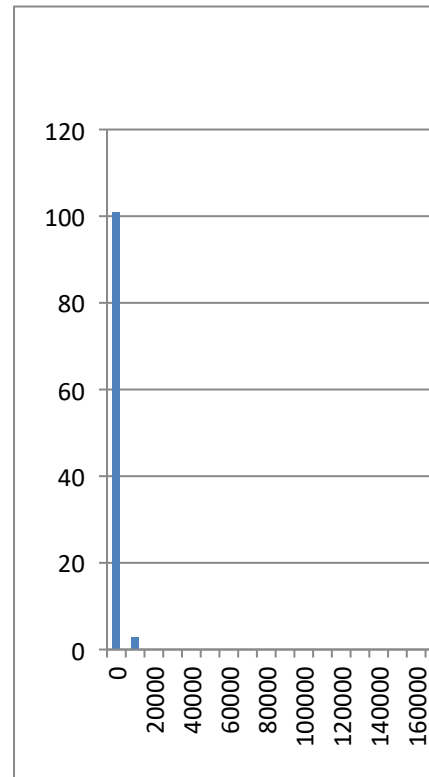
Continuous Summary

Sample Size	Median	Average	Confidence Standard	D Min	Max	Sum
106 of 106	623.5	13,193.72	-3,327.71	185,786.33	22.0	678,003.0

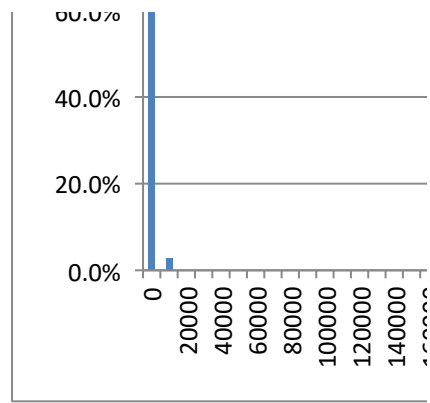
Percentile table

0th (Minimum)	1st	5th	10th	25th (Lower)	50th (Median)	75th (Upper)	90th	95th
22	27.1	41.5	115.5	456.8	623.5	1,014.8	4,201.5	6,457.8

Count of Duration		Percentage of Duration	
0	101	0	95.3%
10000	3	10000	2.8%
20000	0	20000	0.0%
30000	0	30000	0.0%
40000	0	40000	0.0%
50000	0	50000	0.0%
60000	0	60000	0.0%
70000	0	70000	0.0%
80000	0	80000	0.0%
90000	0	90000	0.0%
100000	0	100000	0.0%
110000	0	110000	0.0%
120000	0	120000	0.0%
130000	0	130000	0.0%
140000	0	140000	0.0%
150000	0	150000	0.0%
160000	0	160000	0.0%
170000	0	170000	0.0%
180000	0	180000	0.0%
190000	0	190000	0.0%
200000	0	200000	0.0%
210000	0	210000	0.0%
220000	0	220000	0.0%
230000	0	230000	0.0%
240000	0	240000	0.0%
250000	0	250000	0.0%
260000	0	260000	0.0%
270000	0	270000	0.0%
280000	0	280000	0.0%
290000	0	290000	0.0%
300000	0	300000	0.0%
310000	0	310000	0.0%

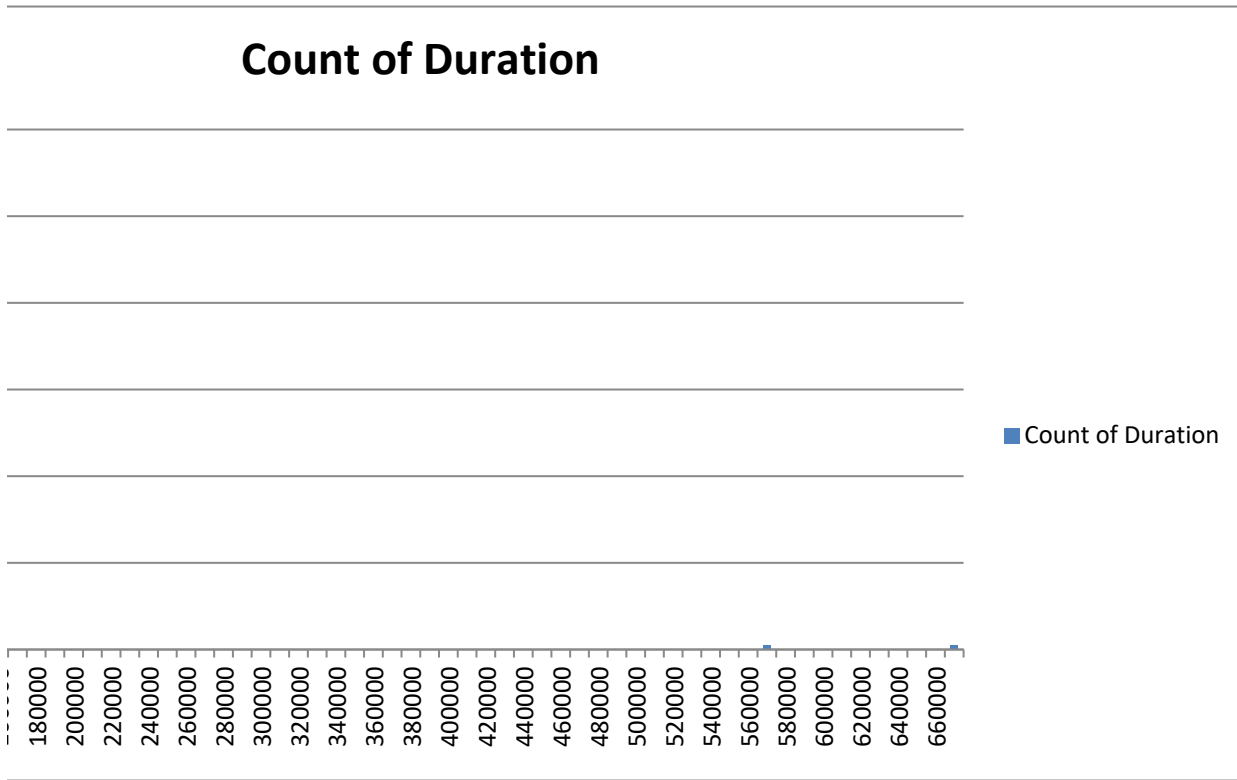


320000	0	320000	0.0%
330000	0	330000	0.0%
340000	0	340000	0.0%
350000	0	350000	0.0%
360000	0	360000	0.0%
370000	0	370000	0.0%
380000	0	380000	0.0%
390000	0	390000	0.0%
400000	0	400000	0.0%
410000	0	410000	0.0%
420000	0	420000	0.0%
430000	0	430000	0.0%
440000	0	440000	0.0%
450000	0	450000	0.0%
460000	0	460000	0.0%
470000	0	470000	0.0%
480000	0	480000	0.0%
490000	0	490000	0.0%
500000	0	500000	0.0%
510000	0	510000	0.0%
520000	0	520000	0.0%
530000	0	530000	0.0%
540000	0	540000	0.0%
550000	0	550000	0.0%
560000	0	560000	0.0%
570000	1	570000	0.9%
580000	0	580000	0.0%
590000	0	590000	0.0%
600000	0	600000	0.0%
610000	0	610000	0.0%
620000	0	620000	0.0%
630000	0	630000	0.0%
640000	0	640000	0.0%
650000	0	650000	0.0%
660000	0	660000	0.0%
670000	1	670000	0.9%




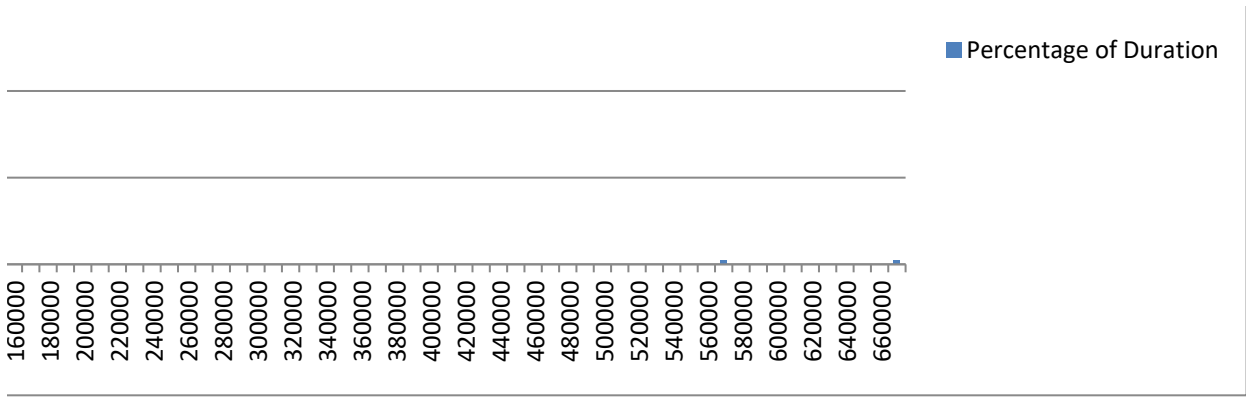
99th 100th (Maximum)
547,080.0 678,003

Count of Duration



Percentage of Duration





Summary of Finished

Categorical Summary


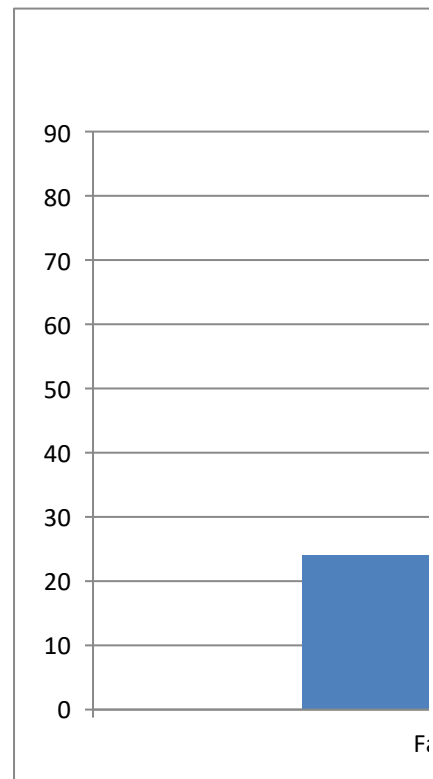
Sample Size Number of Distinct Categories

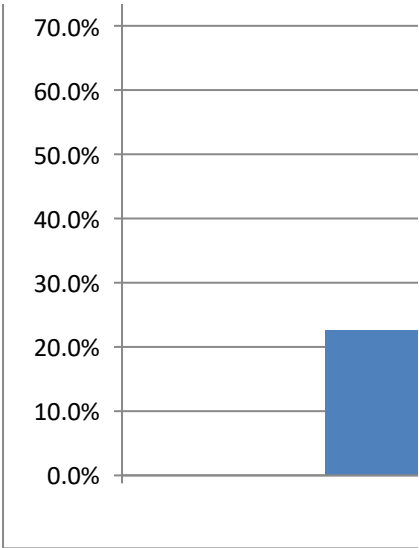
106 of 106 2

Finished	Count	Percent of	Confidence Interval (Percent of Data)
False	24	22.6%	15.7% to 31.5%
True	82	77.4%	68.5% to 84.3%

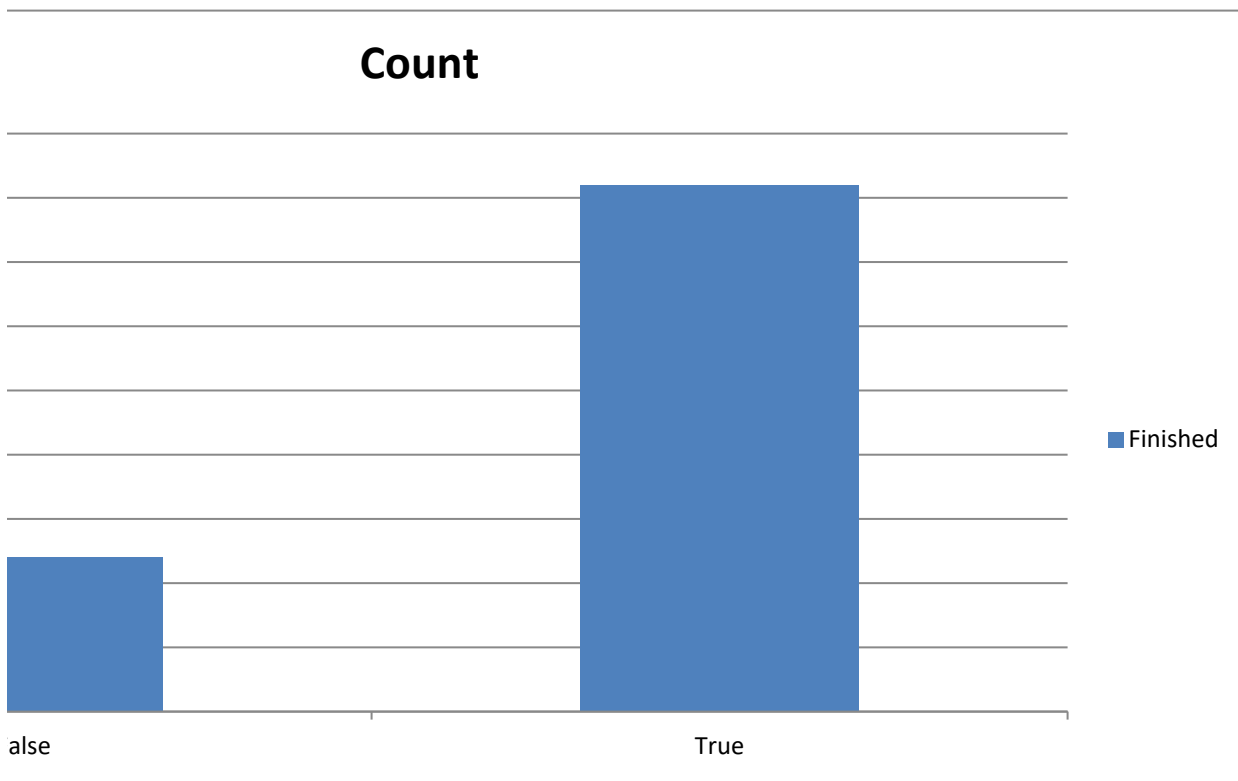
Select a chart and choose "Clustered Column", "100% Stacked Column", or "Pie" chart in Powerpoint or To create a correct "100% Stacked Column" chart, choose the chart then click "Switch Row/Column" (PC

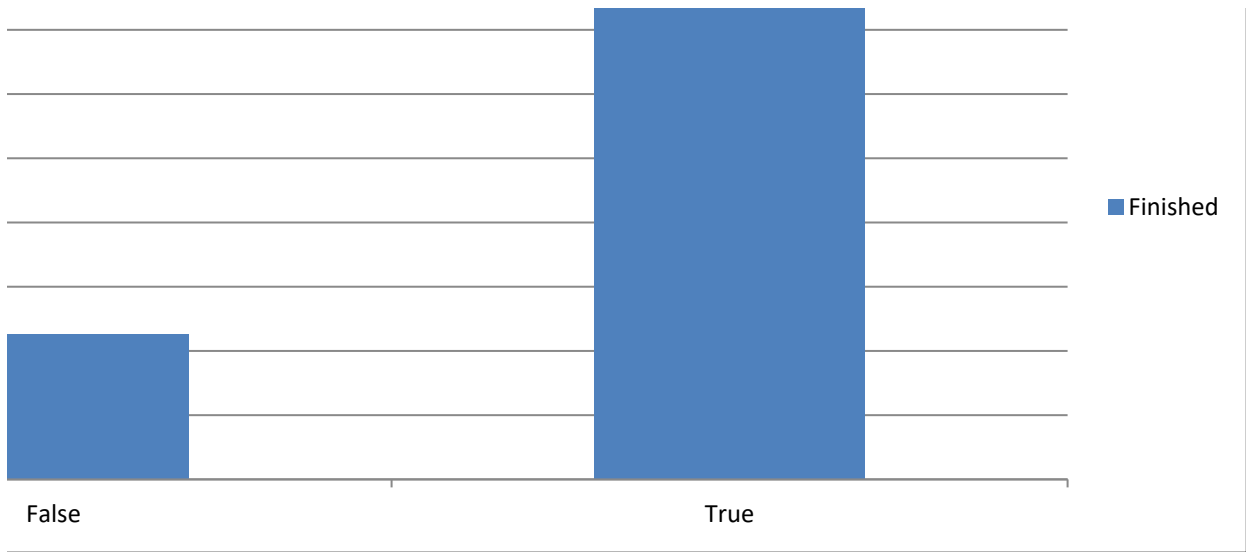
Count	Finished	Percent	Finished
False	24	False	22.6%
True	82	True	77.4%





· Excel, to change the chart type.
C) or "Switch Plot" (Mac) in the chart tools





Summary of You are

Categorical Summary

Sample Size
106 of 106

Number of Distinct Categories
5

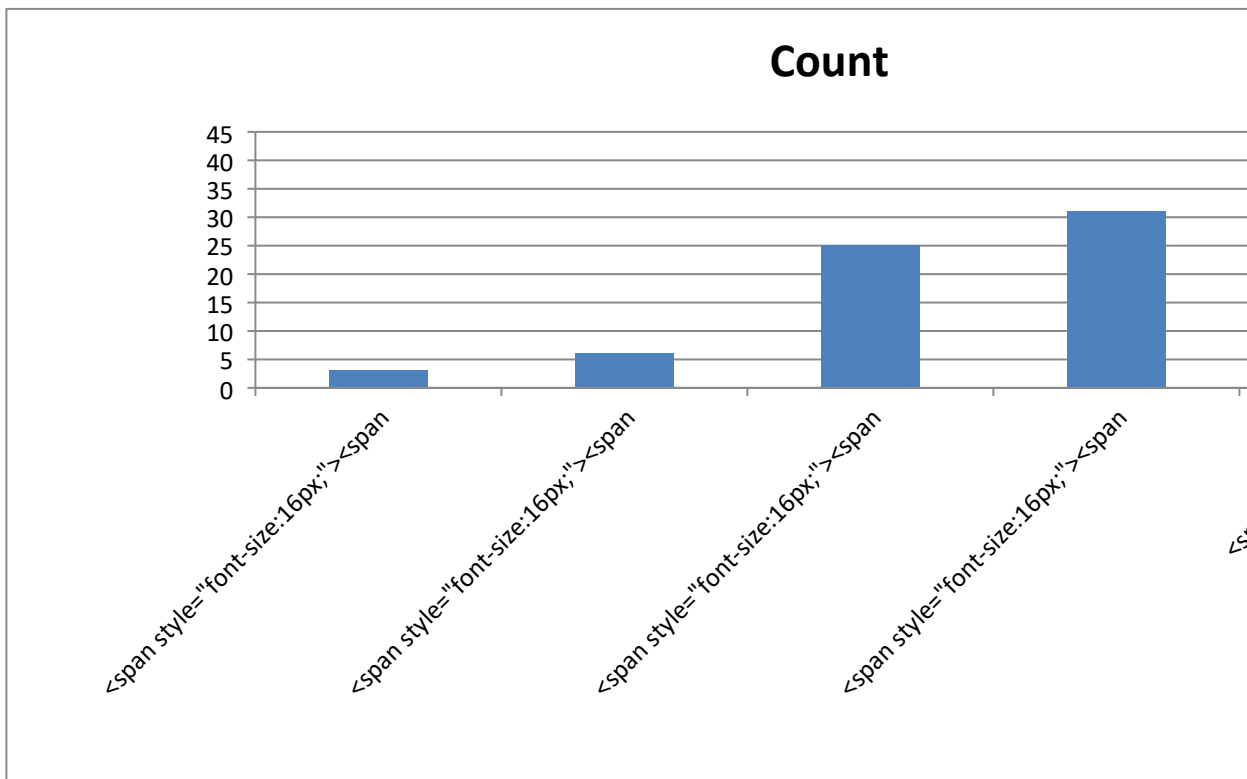
You are	Count	Percent of	Confidence Interval (Percent of Da
<span style="font-famil	3	2.8%	1.0% to 8.0%
<span style="font-famil	6	5.7%	2.6% to 11.8%
<span style="font-famil	25	23.6%	16.5% to 32.5%
<span style="font-famil	31	29.2%	21.4% to 38.5%
<	41	38.7%	30.0% to 48.2%

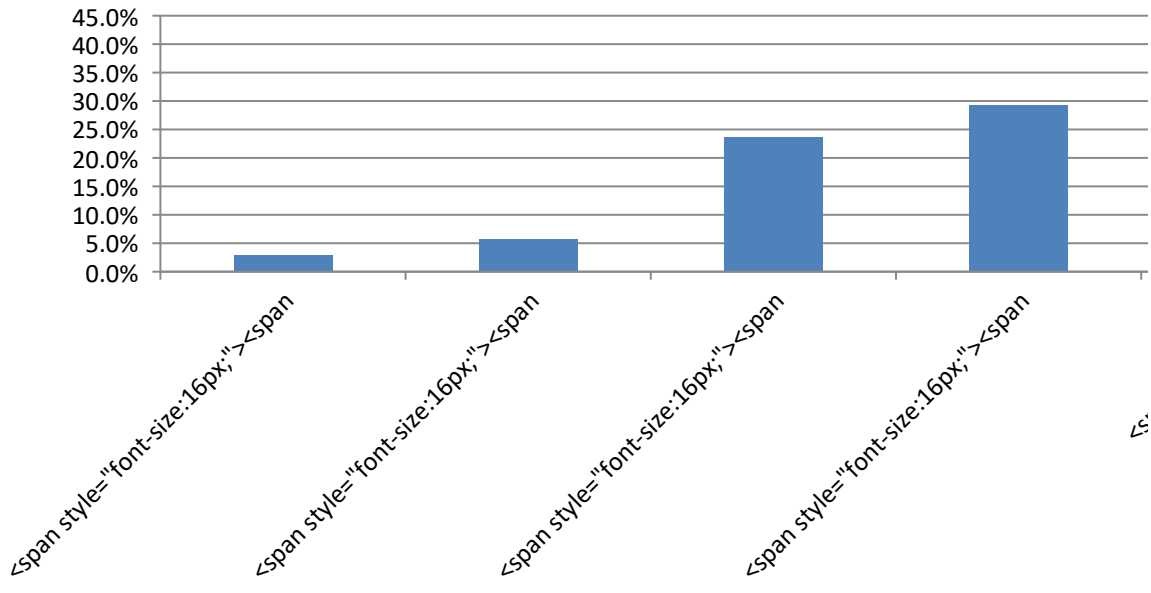
Select a chart and choose "Clustered Column", "100% Stacked Column", or "Pie" chart in Powerpoint or Excel, to
To create a correct "100% Stacked Column" chart, choose the chart then click "Switch Row/Column" (PC) or "Sw

Count	You are	Percent	You are
<span style="font-famil	3	<span style	2.8%
<span style="font-famil	6	<span style	5.7%
<span style="font-famil	25	<span style	23.6%
<span style="font-famil	31	<span style	29.2%
<	41	<span style	38.7%

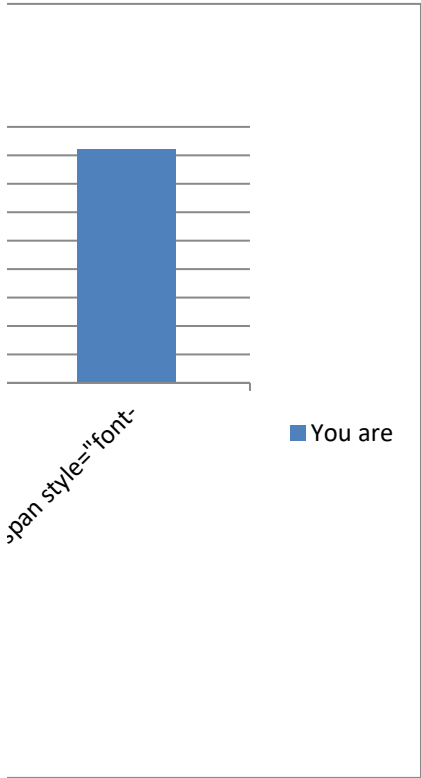
ita)

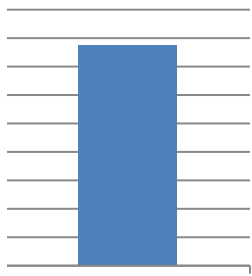
o change the chart type.
vitch Plot" (Mac) in the chart tools





45





span style="font-

■ You are

Summary of Are you female or male?

Categorical Summary

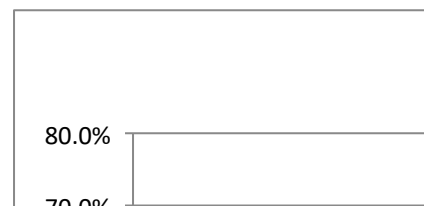
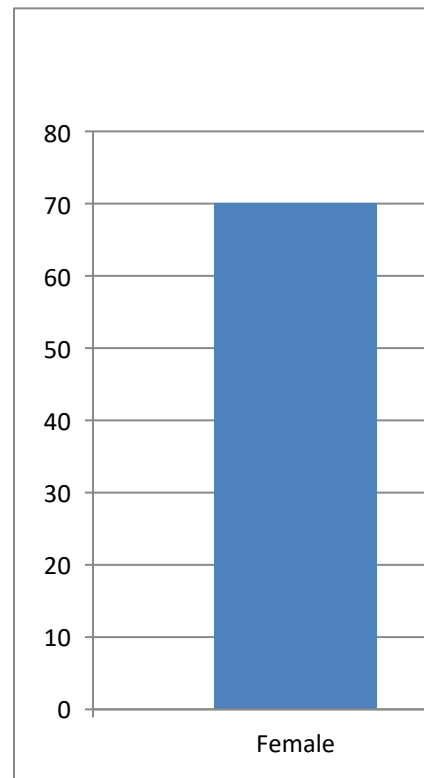
Sample Size Number of Distinct Categories

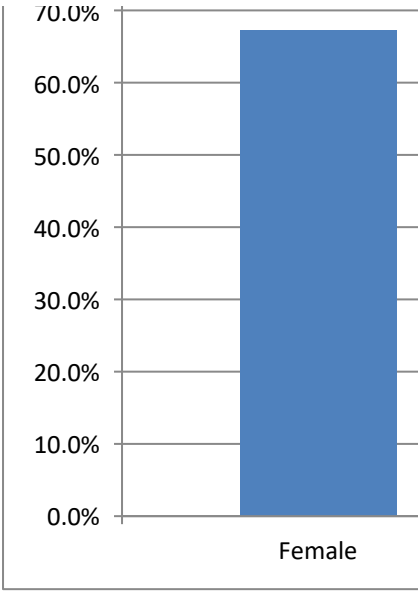
104 of 104 3

Are you fer	Count	Percent of	Confidence Interval (Percent of Data)
Female	70	67.3%	57.8% to 75.6%
Male	32	30.8%	22.7% to 40.2%
Prefer not t	2	1.9%	0.5% to 6.7%


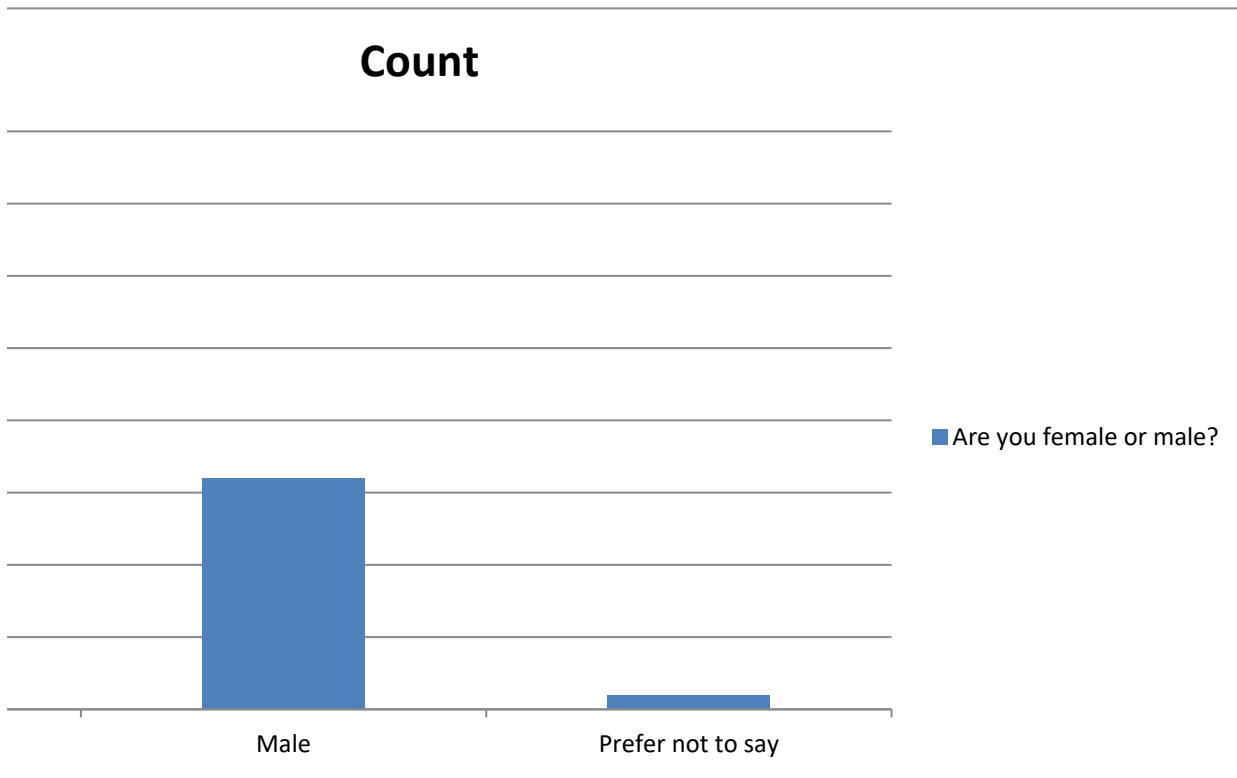
Select a chart and choose "Clustered Column", "100% Stacked Column", or "Pie" chart in Powerpoint or To create a correct "100% Stacked Column" chart, choose the chart then click "Switch Row/Column" (PC

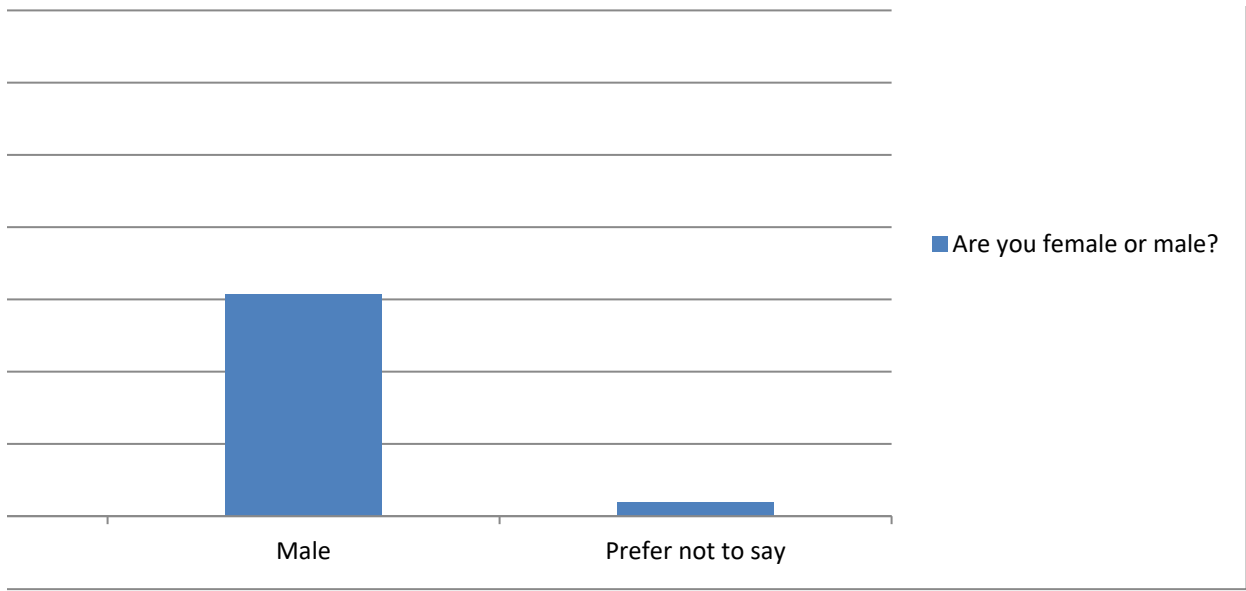
Count	Are you fer	Percent	Are you female or male?
Female	70	Female	67.3%
Male	32	Male	30.8%
Prefer not t	2	Prefer not t	1.9%





· Excel, to change the chart type.
C) or "Switch Plot" (Mac) in the chart tools





Summary of What is your race or ethnicity?

Categorical Summary


Sample Size Number of Distinct Categories

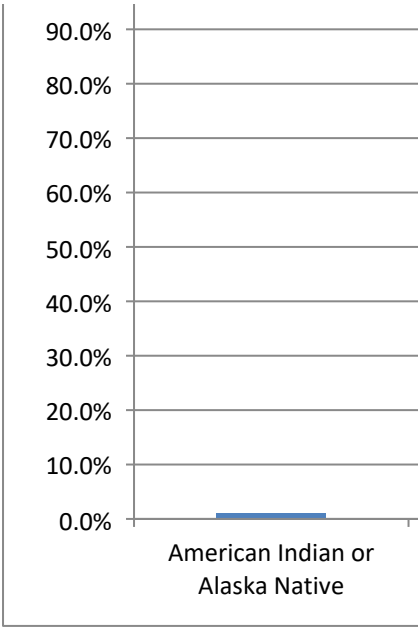
104 of 104 4

What is your	Count	Percent of	Confidence Interval (Percent of Data)
American Indian or Alaska Native	1	1.0%	0.2% to 5.2%
White	98	94.2%	88.0% to 97.3%
Hispanic or Latino	3	2.9%	1.0% to 8.1%
Multi-race	2	1.9%	0.5% to 6.7%

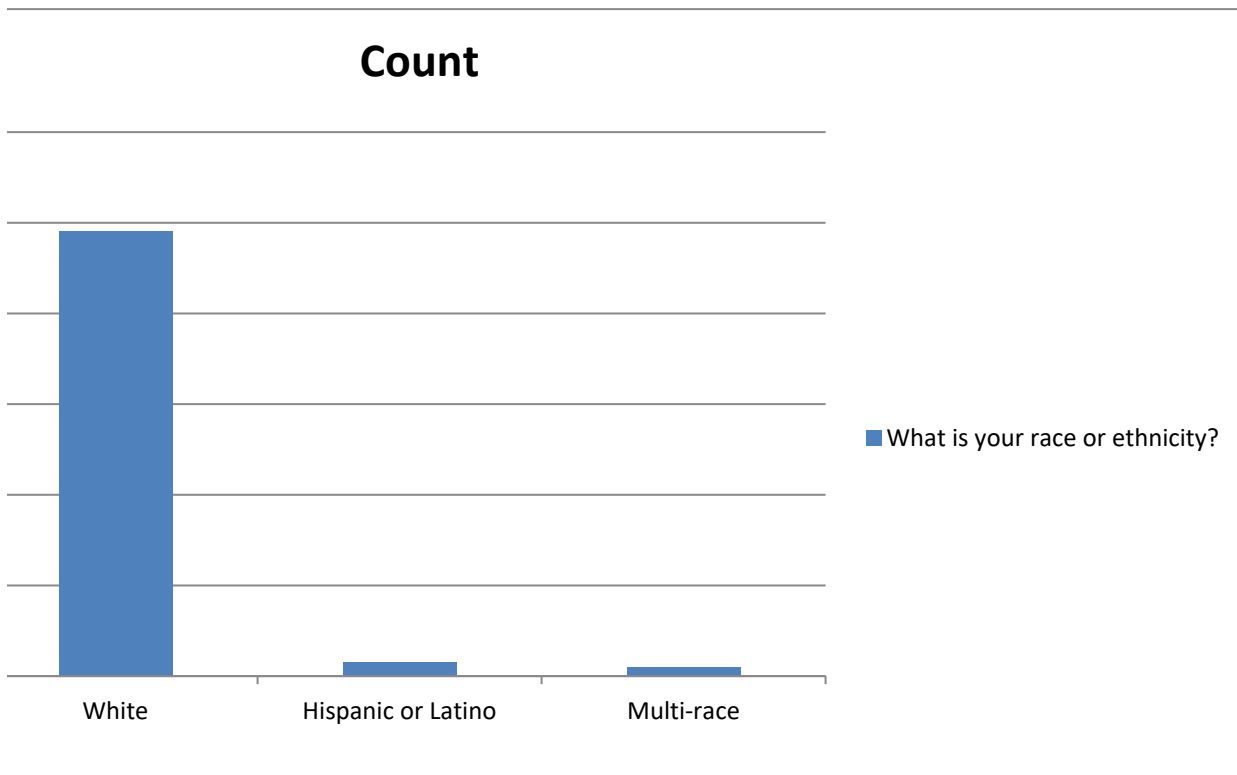
Select a chart and choose "Clustered Column", "100% Stacked Column", or "Pie" chart in Powerpoint or To create a correct "100% Stacked Column" chart, choose the chart then click "Switch Row/Column" (PC

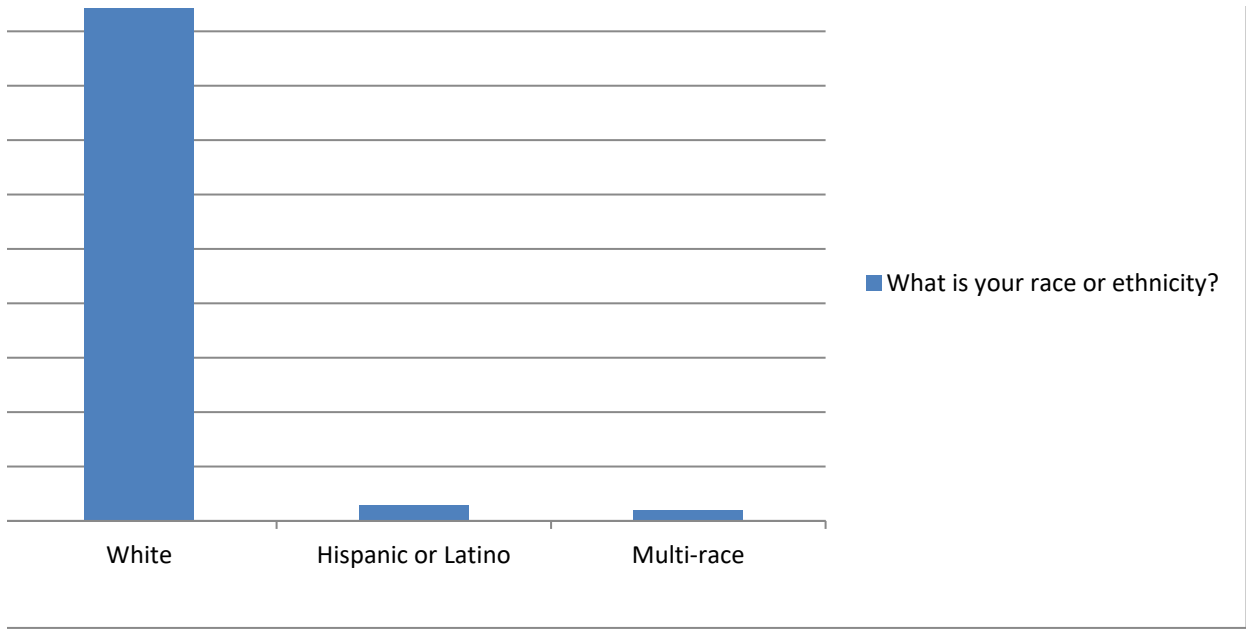
Count	What is your	Percent	What is your race or ethnicity?
American Indian or Alaska Native	1	American Indian or Alaska Native	1.0%
White	98	White	94.2%
Hispanic or Latino	3	Hispanic or Latino	2.9%
Multi-race	2	Multi-race	1.9%





· Excel, to change the chart type.
C) or "Switch Plot" (Mac) in the chart tools





Summary of This school provides instructional materials (e.g. textbooks, handouts) that reflect students

Categorical Summary

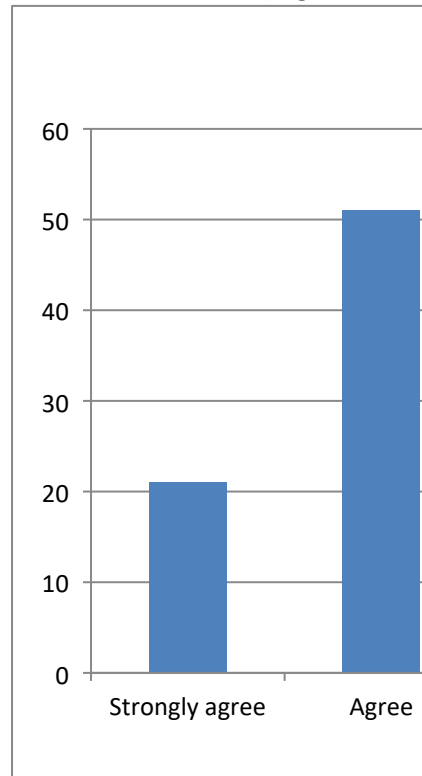
Sample Size Number of Distinct Categories

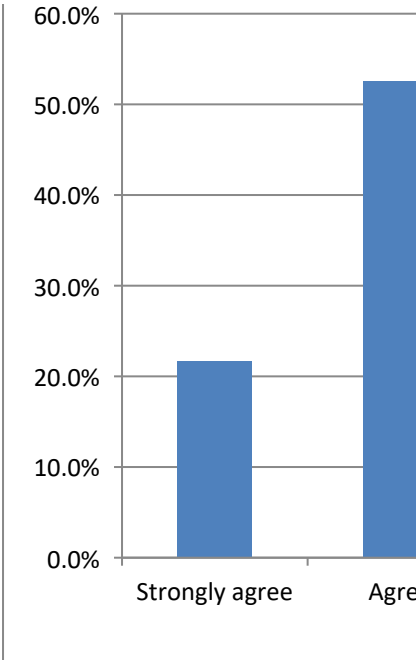
97 of 97 5

This school	Count	Percent of	Confidence Interval (Percent of Data)
Strongly ag	21	21.6%	14.6% to 30.8%
Agree	51	52.6%	42.7% to 62.2%
Disagree	6	6.2%	2.9% to 12.8%
Strongly di:	4	4.1%	1.6% to 10.1%
I don't know	15	15.5%	9.6% to 24.0%

Select a chart and choose "Clustered Column", "100% Stacked Column", or "Pie" chart in Powerpoint or To create a correct "100% Stacked Column" chart, choose the chart then click "Switch Row/Column" (PC

Count	This school	Percent	This school provides instructional materials (e.g. textbook
Strongly ag	21	Strongly ag 21.6%	
Agree	51	Agree 52.6%	
Disagree	6	Disagree 6.2%	
Strongly di:	4	Strongly di: 4.1%	
I don't know	15	I don't know 15.5%	

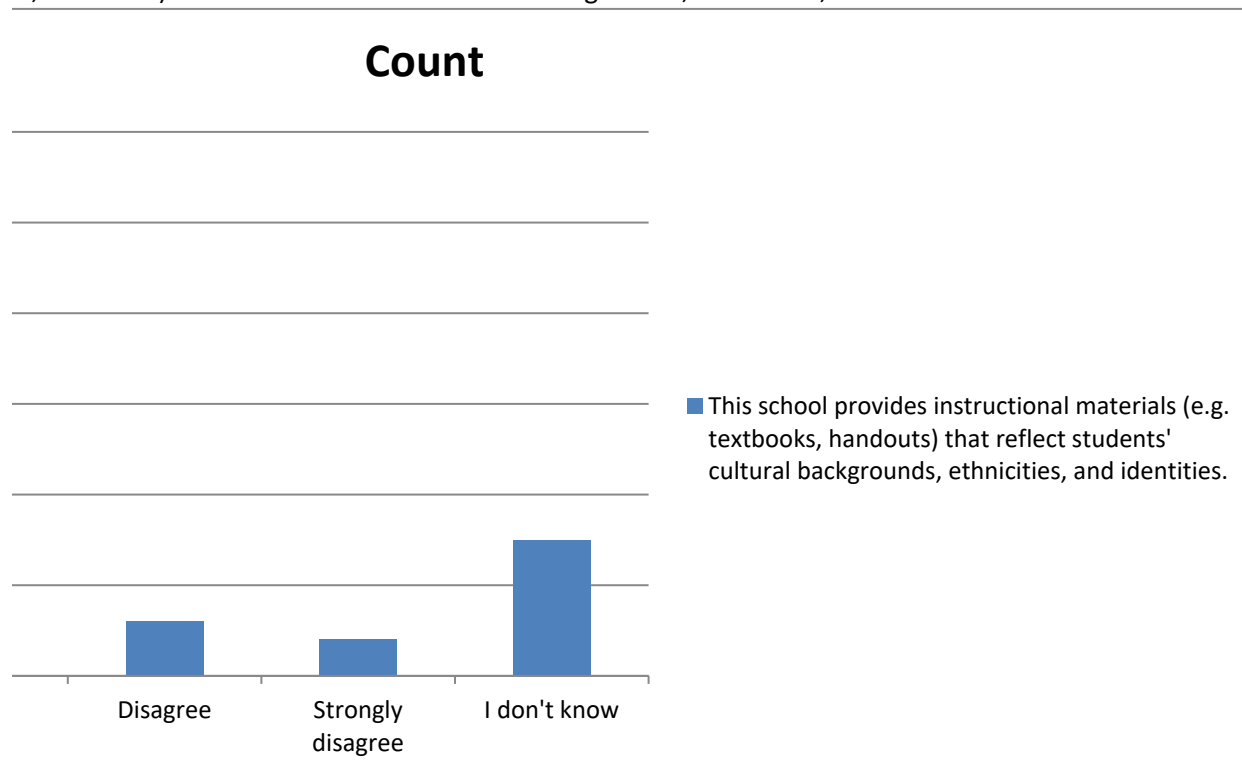


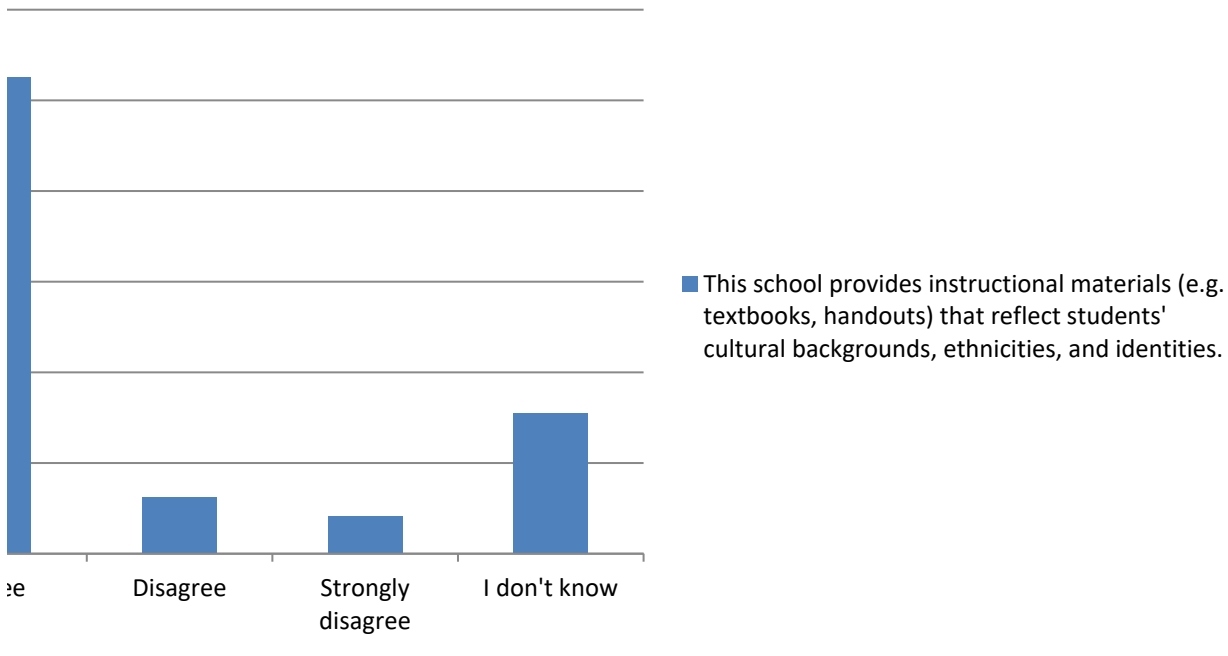


s' cultural backgrounds, ethnicities, and identities.

· Excel, to change the chart type.
C) or "Switch Plot" (Mac) in the chart tools

cs, handouts) that reflect students' cultural backgrounds, ethnicities, and identities.





Summary of This school emphasizes showing respect for all students' cultural beliefs and practices.

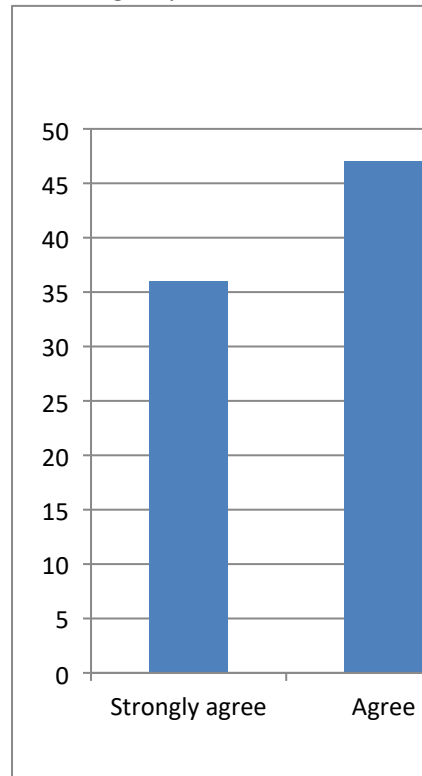
Categorical Summary

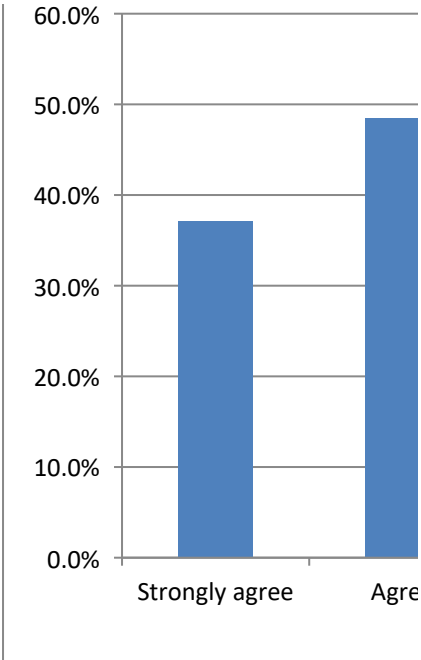
Sample Size Number of Distinct Categories
 97 of 97 5

This school	Count	Percent of	Confidence Interval (Percent of Data)
Strongly ag	36	37.1%	28.2% to 47.0%
Agree	47	48.5%	38.8% to 58.3%
Disagree	9	9.3%	5.0% to 16.7%
Strongly di:	3	3.1%	1.1% to 8.7%
I don't kno	2	2.1%	0.6% to 7.2%

Select a chart and choose "Clustered Column", "100% Stacked Column", or "Pie" chart in Powerpoint or To create a correct "100% Stacked Column" chart, choose the chart then click "Switch Row/Column" (PC

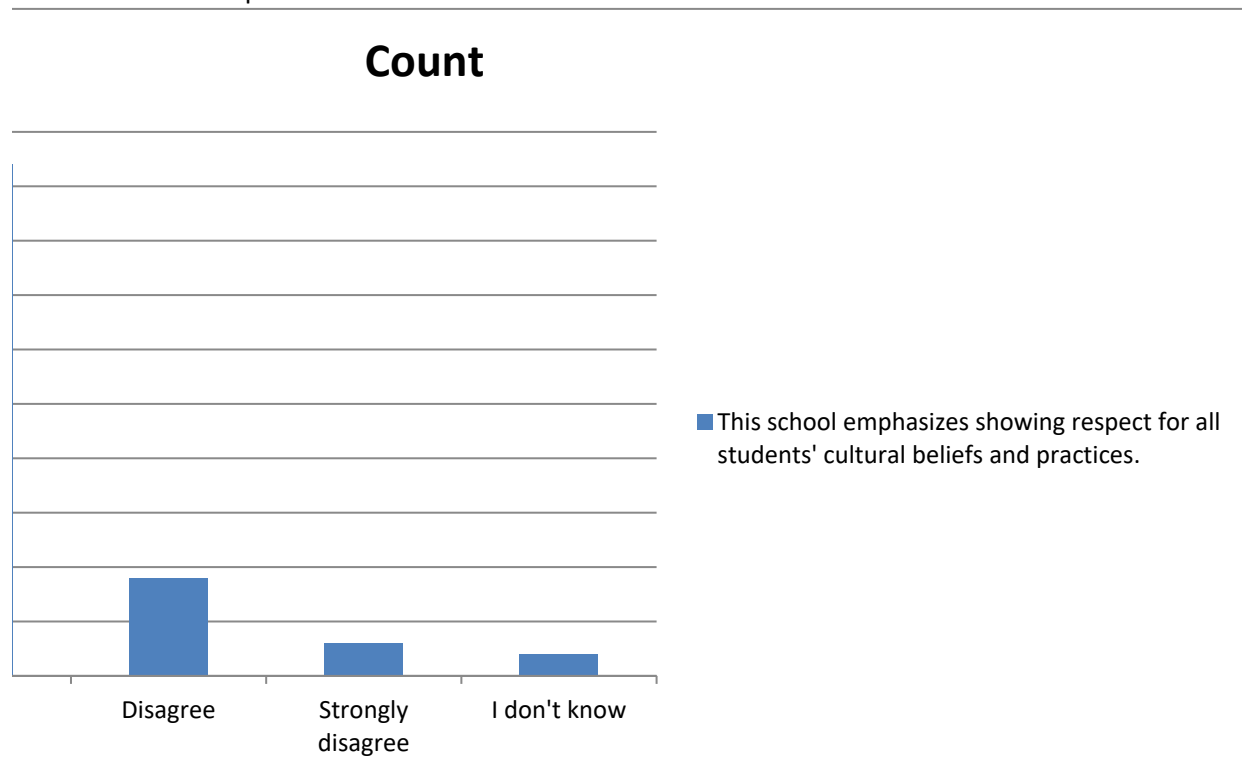
Count	This school	Percent	This school emphasizes showing respect for all students' c
Strongly ag	36	Strongly ag 37.1%	
Agree	47	Agree 48.5%	
Disagree	9	Disagree 9.3%	
Strongly di:	3	Strongly di: 3.1%	
I don't kno	2	I don't kno 2.1%	

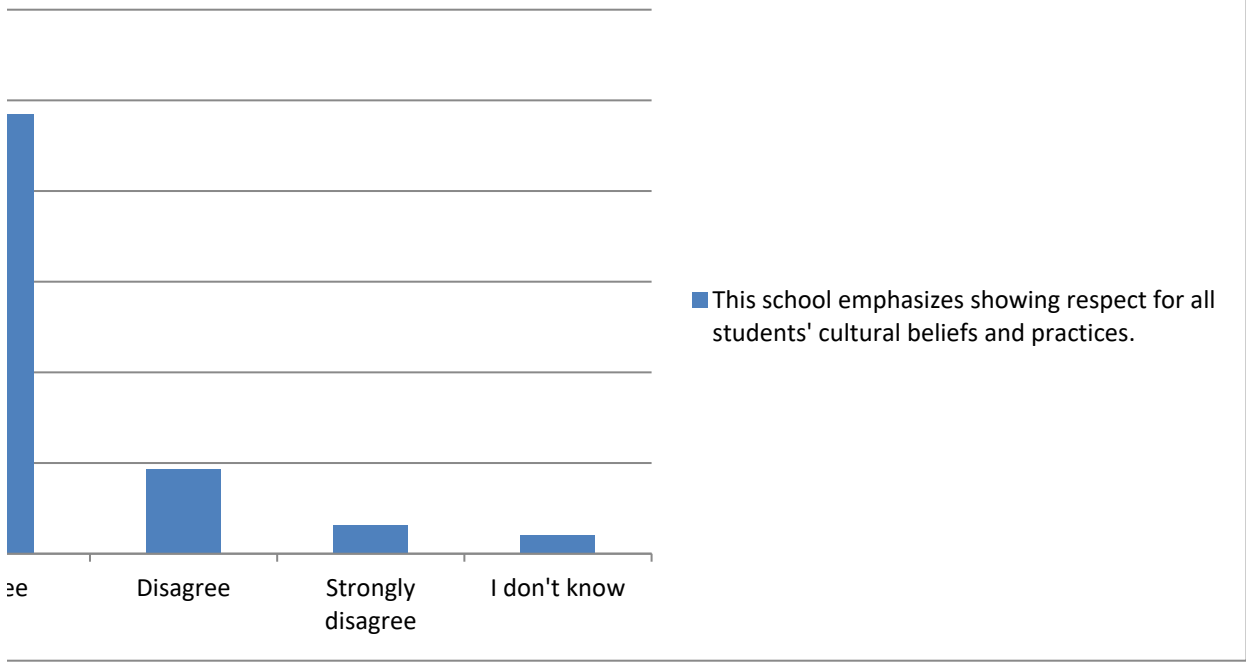




· Excel, to change the chart type.
C) or "Switch Plot" (Mac) in the chart tools

cultural beliefs and practices.





Summary of Staff do a good job helping parents support their children's learning at home.

Categorical Summary

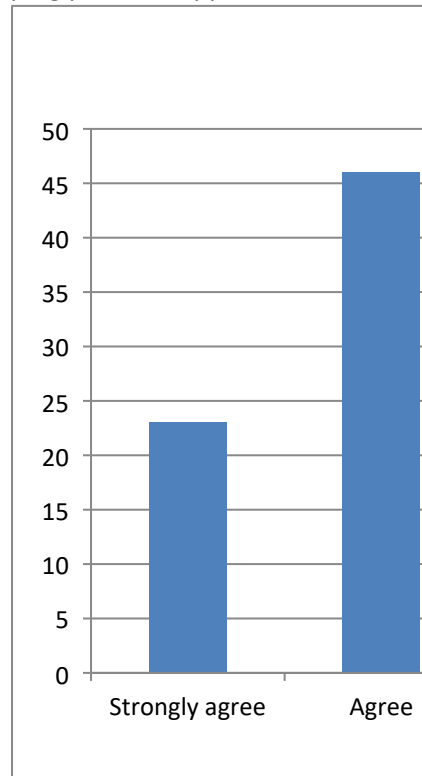
Sample Size Number of Distinct Categories

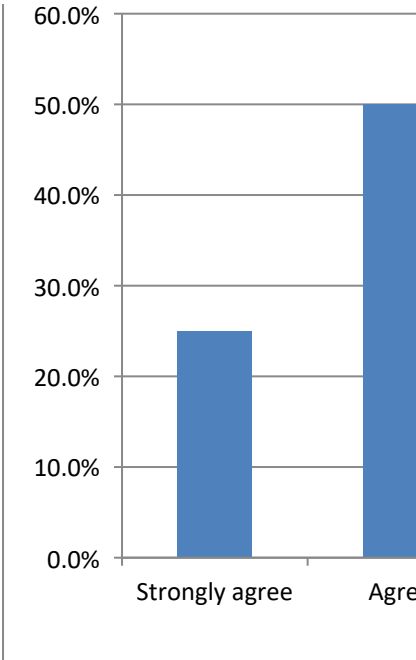
92 of 92 5

Staff do a g	Count	Percent of	Confidence Interval (Percent of Data)
Strongly ag	23	25.0%	17.3% to 34.7%
Agree	46	50.0%	40.0% to 60.0%
Disagree	10	10.9%	6.0% to 18.9%
Strongly di:	5	5.4%	2.3% to 12.1%
I don't know	8	8.7%	4.5% to 16.2%

Select a chart and choose "Clustered Column", "100% Stacked Column", or "Pie" chart in Powerpoint or To create a correct "100% Stacked Column" chart, choose the chart then click "Switch Row/Column" (PC

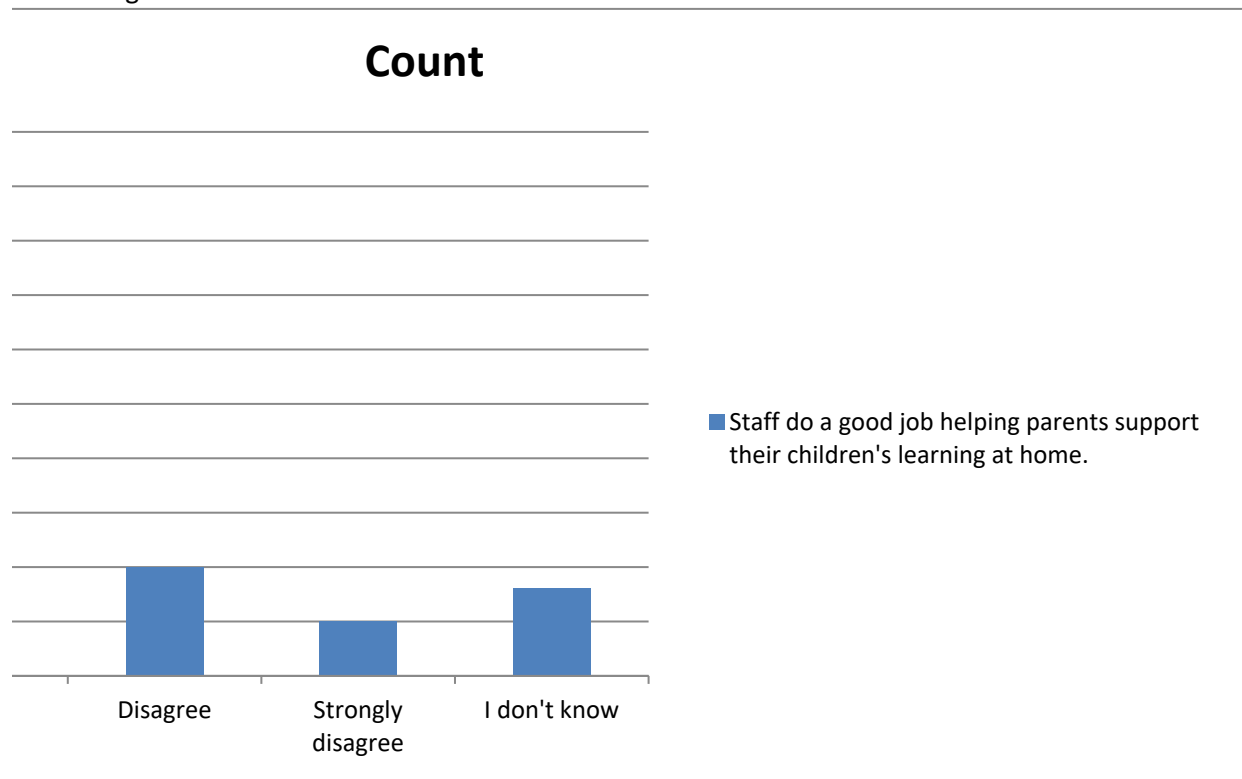
Count	Staff do a g	Percent	Staff do a good job helping parents support their children
Strongly ag	23	Strongly ag	25.0%
Agree	46	Agree	50.0%
Disagree	10	Disagree	10.9%
Strongly di:	5	Strongly di:	5.4%
I don't know	8	I don't know	8.7%

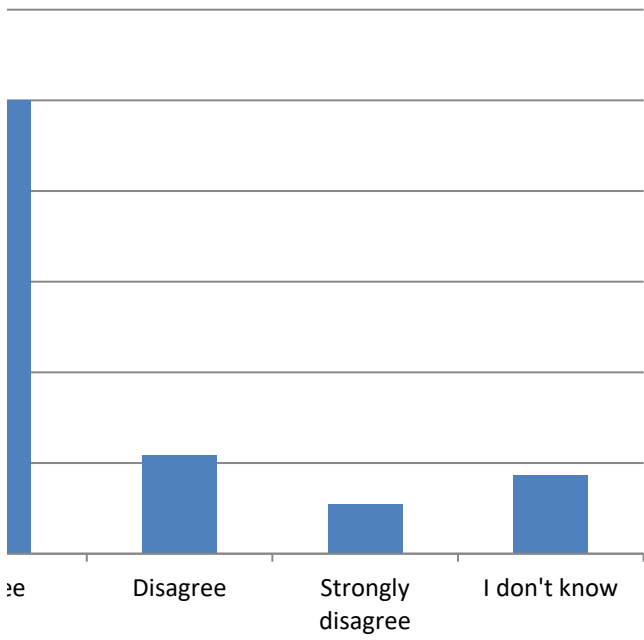




· Excel, to change the chart type.
C) or "Switch Plot" (Mac) in the chart tools

i's learning at home.





■ Staff do a good job helping parents support their children's learning at home.

Summary of Staff members make an effort to contact parents when their student has made improve

Categorical Summary

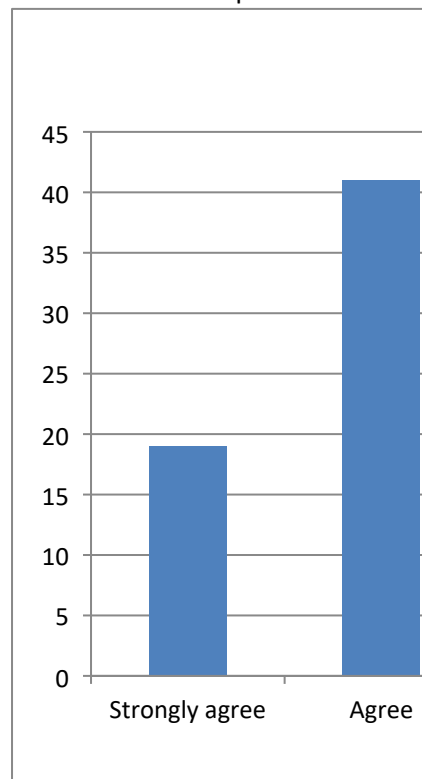
Sample Size Number of Distinct Categories

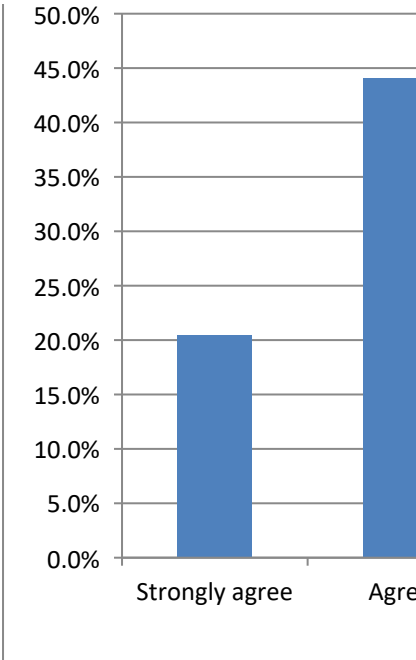
93 of 93 5

Staff memk	Count	Percent of	Confidence Interval (Percent of Data)
Strongly ag	19	20.4%	13.5% to 29.7%
Agree	41	44.1%	34.4% to 54.2%
Disagree	18	19.4%	12.6% to 28.5%
Strongly di:	6	6.5%	3.0% to 13.4%
I don't know	9	9.7%	5.2% to 17.4%

Select a chart and choose "Clustered Column", "100% Stacked Column", or "Pie" chart in Powerpoint or To create a correct "100% Stacked Column" chart, choose the chart then click "Switch Row/Column" (PC

Count	Staff memk	Percent	Staff members make an effort to contact parents when th
Strongly ag	19	Strongly ag 20.4%	
Agree	41	Agree 44.1%	
Disagree	18	Disagree 19.4%	
Strongly di:	6	Strongly di: 6.5%	
I don't know	9	I don't know 9.7%	

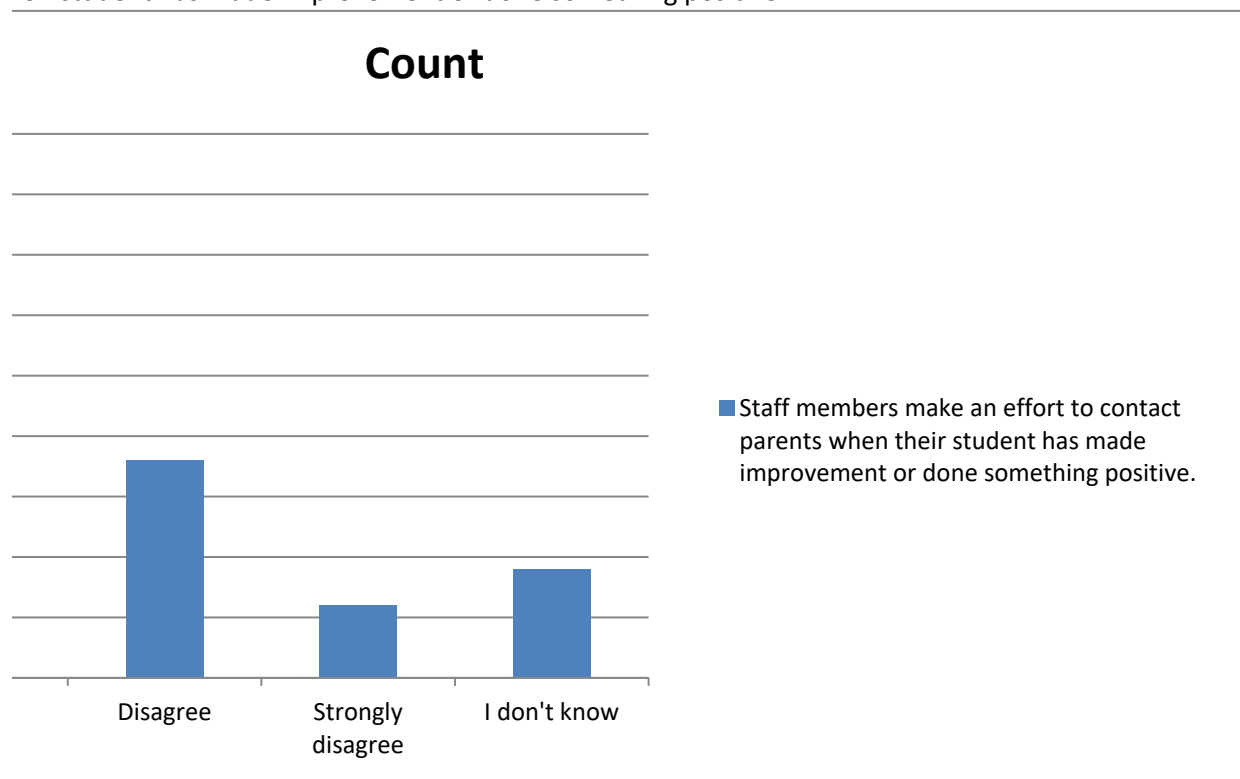


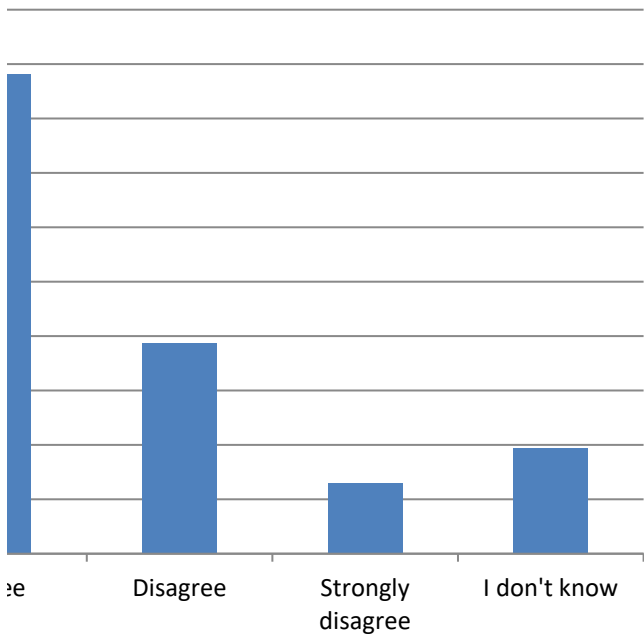


ent or done something positive.

· Excel, to change the chart type.
C) or "Switch Plot" (Mac) in the chart tools

their student has made improvement or done something positive.





■ Staff members make an effort to contact parents when their student has made improvement or done something positive.

Summary of This school communicates with parents in a timely and ongoing basis.

Categorical Summary

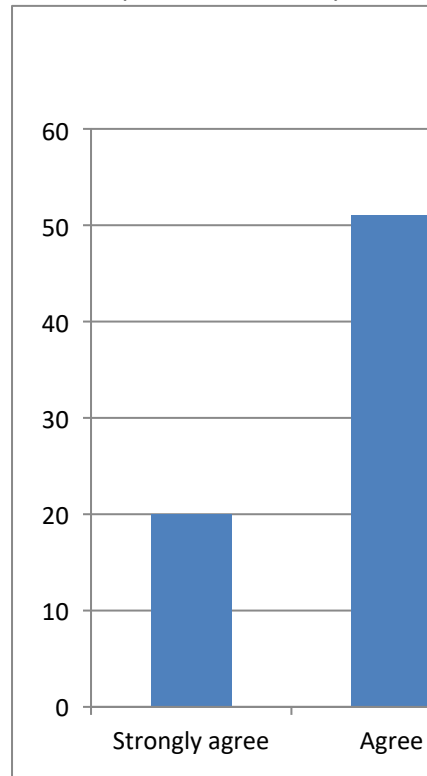
Sample Size Number of Distinct Categories

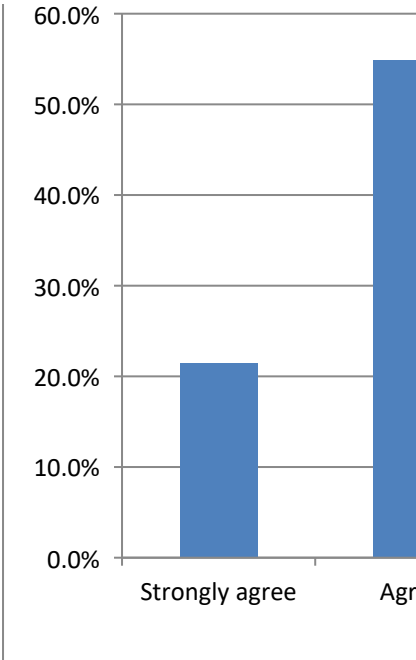
93 of 93 5

This school	Count	Percent of	Confidence Interval (Percent of Data)
Strongly ag	20	21.5%	14.4% to 30.9%
Agree	51	54.8%	44.7% to 64.6%
Disagree	11	11.8%	6.7% to 19.9%
Strongly di:	7	7.5%	3.7% to 14.7%
I don't know	4	4.3%	1.7% to 10.5%

Select a chart and choose "Clustered Column", "100% Stacked Column", or "Pie" chart in Powerpoint or To create a correct "100% Stacked Column" chart, choose the chart then click "Switch Row/Column" (PC

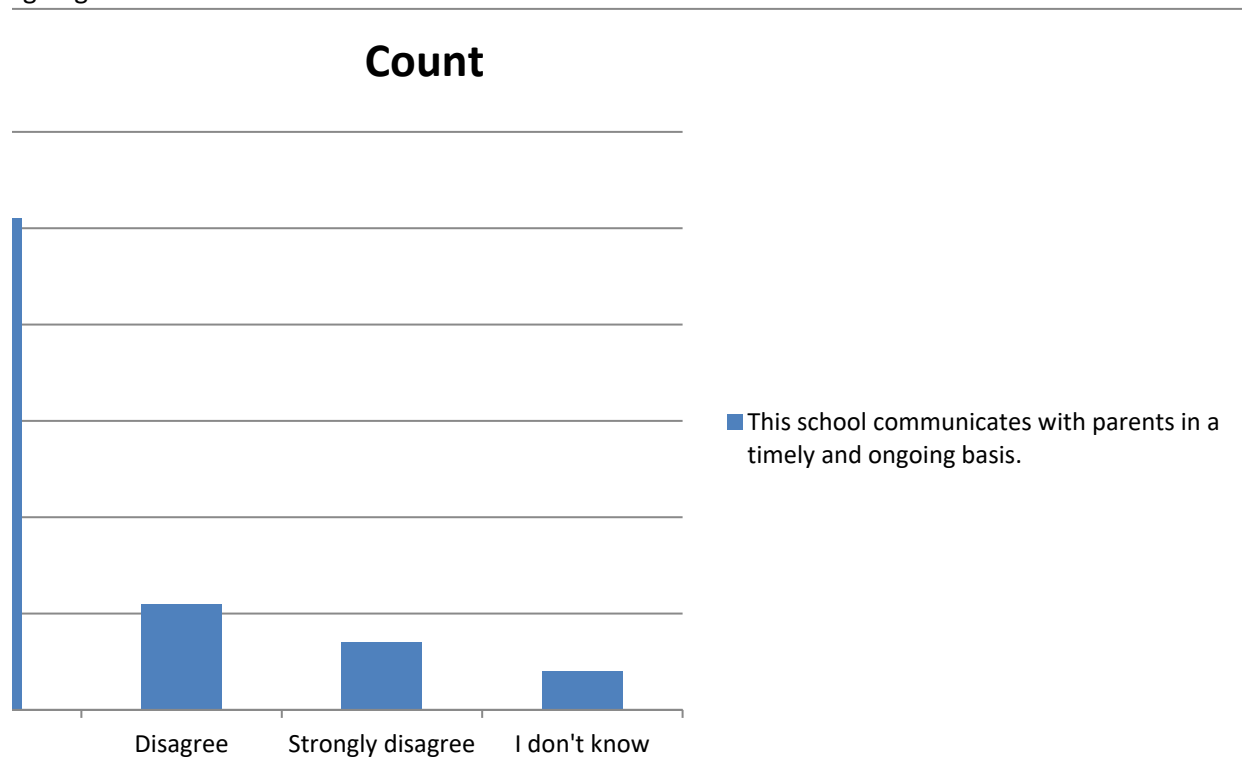
Count	This school	Percent	This school communicates with parents in a timely and or
Strongly ag	20	Strongly ag	21.5%
Agree	51	Agree	54.8%
Disagree	11	Disagree	11.8%
Strongly di:	7	Strongly di:	7.5%
I don't know	4	I don't know	4.3%

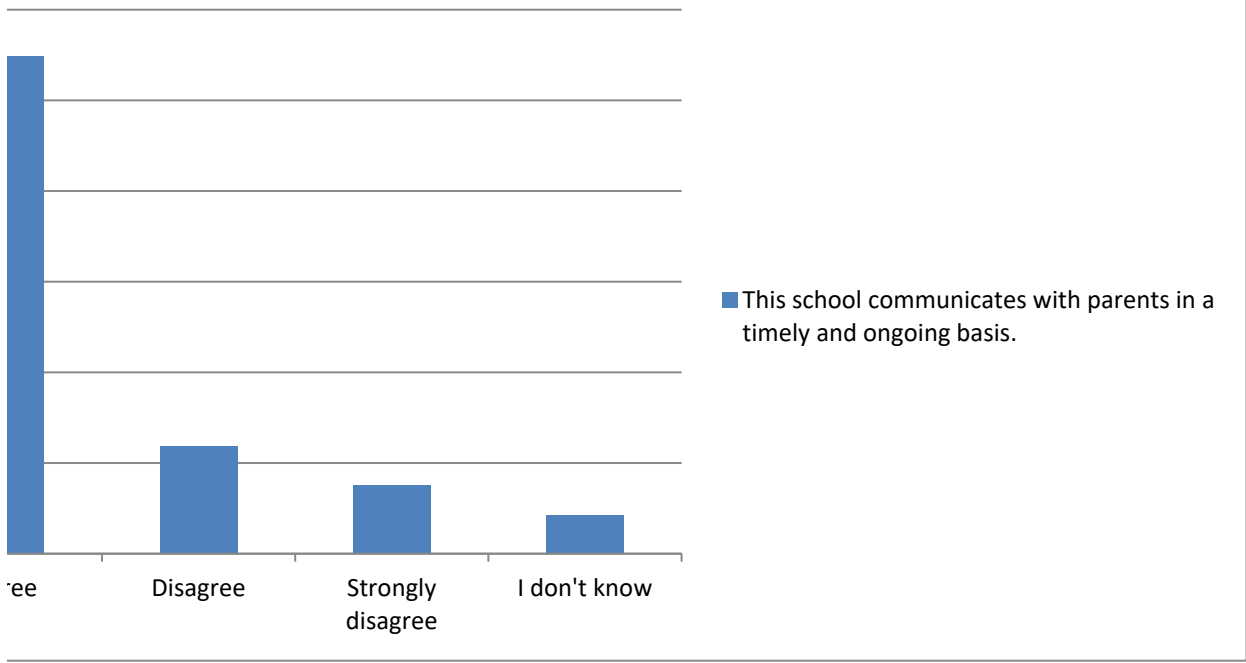




· Excel, to change the chart type.
C) or "Switch Plot" (Mac) in the chart tools

ngoing basis.





Summary of Discipline is fair.

Categorical Summary

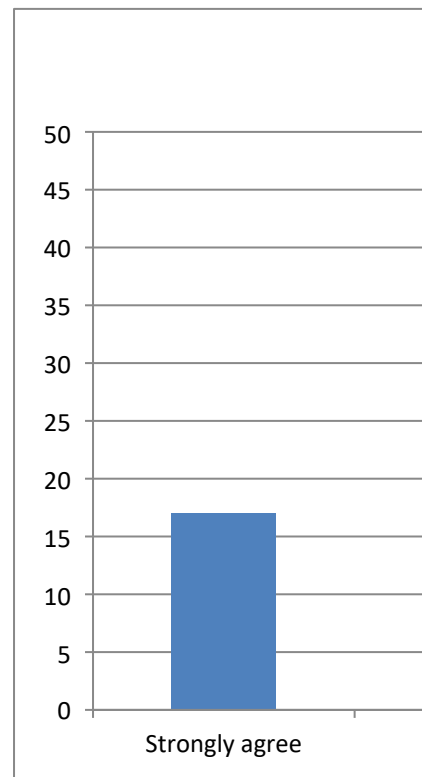
Sample Size Number of Distinct Categories

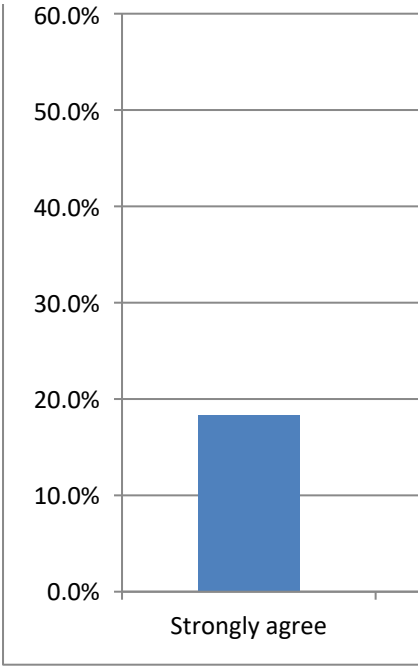
93 of 93 5

Discipline is:	Count	Percent of	Confidence Interval (Percent of Data)
Strongly ag	17	18.3%	11.7% to 27.3%
Agree	47	50.5%	40.6% to 60.5%
Disagree	10	10.8%	5.9% to 18.7%
Strongly di:	8	8.6%	4.4% to 16.1%
I don't know	11	11.8%	6.7% to 19.9%

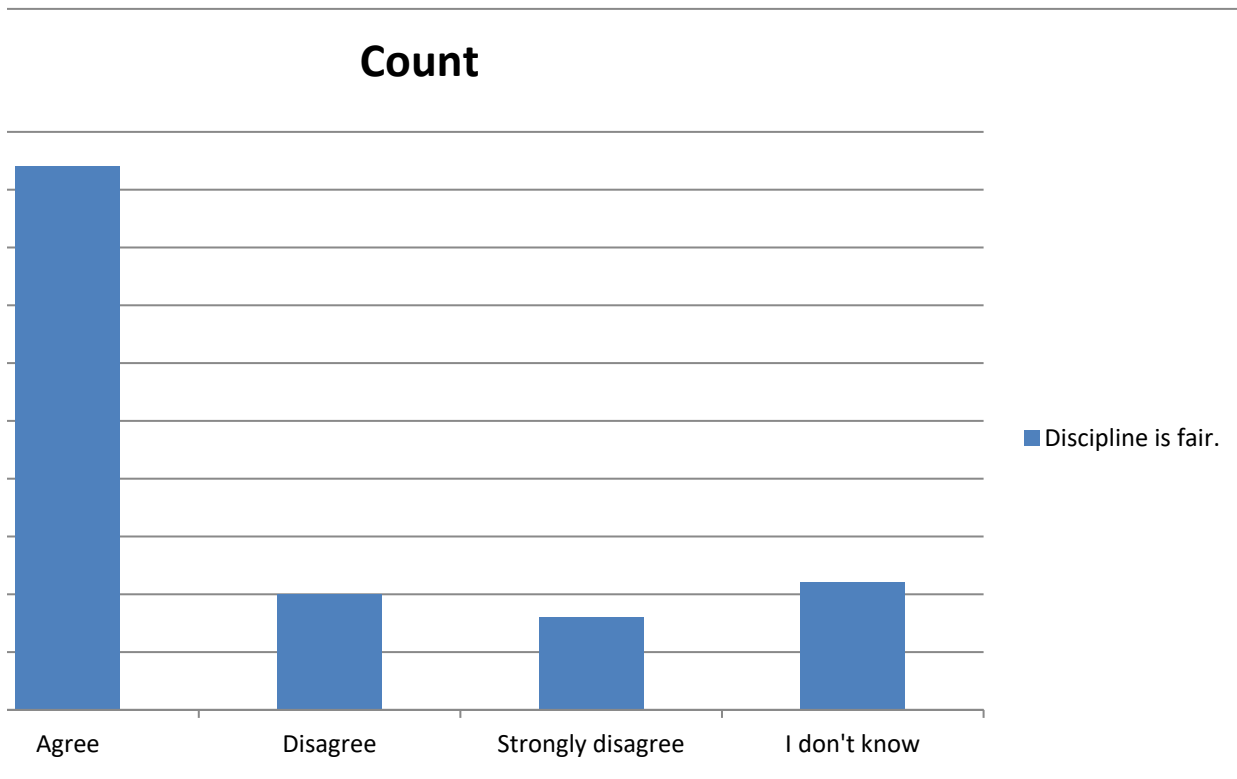
Select a chart and choose "Clustered Column", "100% Stacked Column", or "Pie" chart in Powerpoint or To create a correct "100% Stacked Column" chart, choose the chart then click "Switch Row/Column" (PC

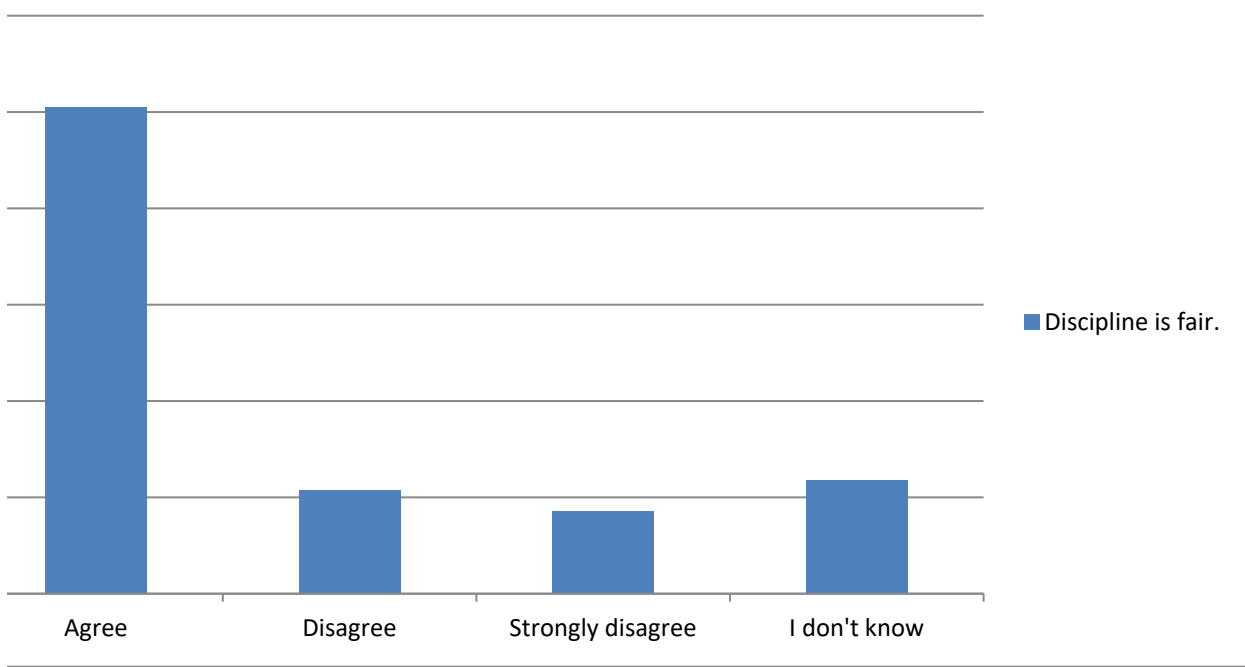
Count	Discipline is:	Percent	Discipline is fair.
Strongly ag	17	Strongly ag	18.3%
Agree	47	Agree	50.5%
Disagree	10	Disagree	10.8%
Strongly di:	8	Strongly di:	8.6%
I don't know	11	I don't know	11.8%





· Excel, to change the chart type.
C) or "Switch Plot" (Mac) in the chart tools





Summary of The following types of problems occur often at this school:

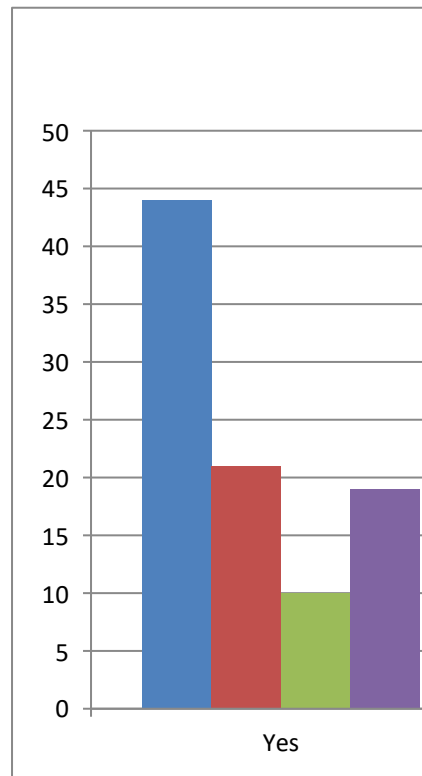
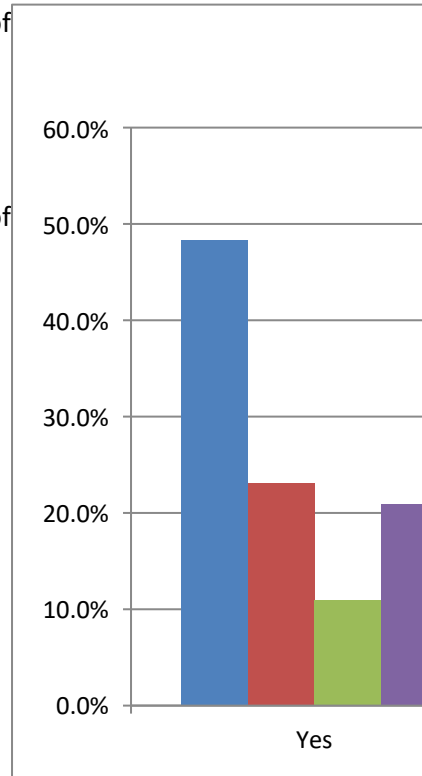
Select a chart and choose "Clustered Column", "100% Stacked Column", or "Pie" chart in Powerpoint or

Col %

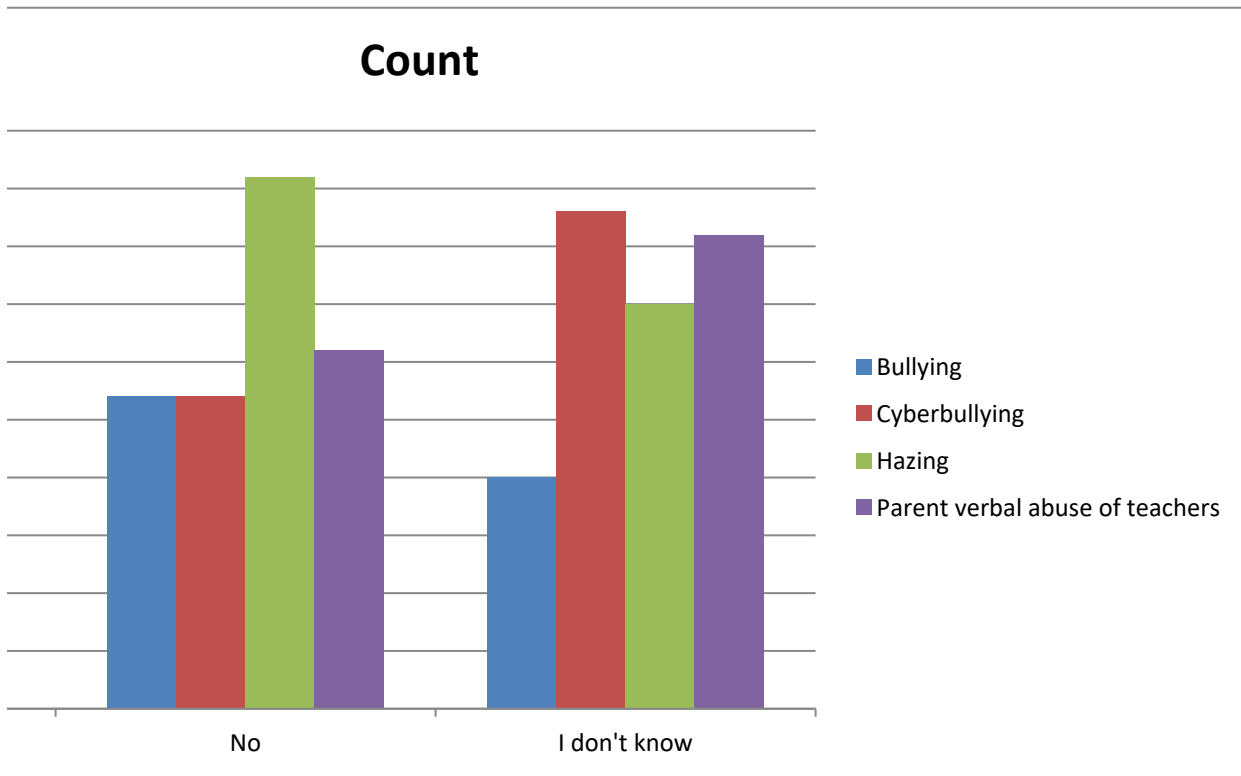
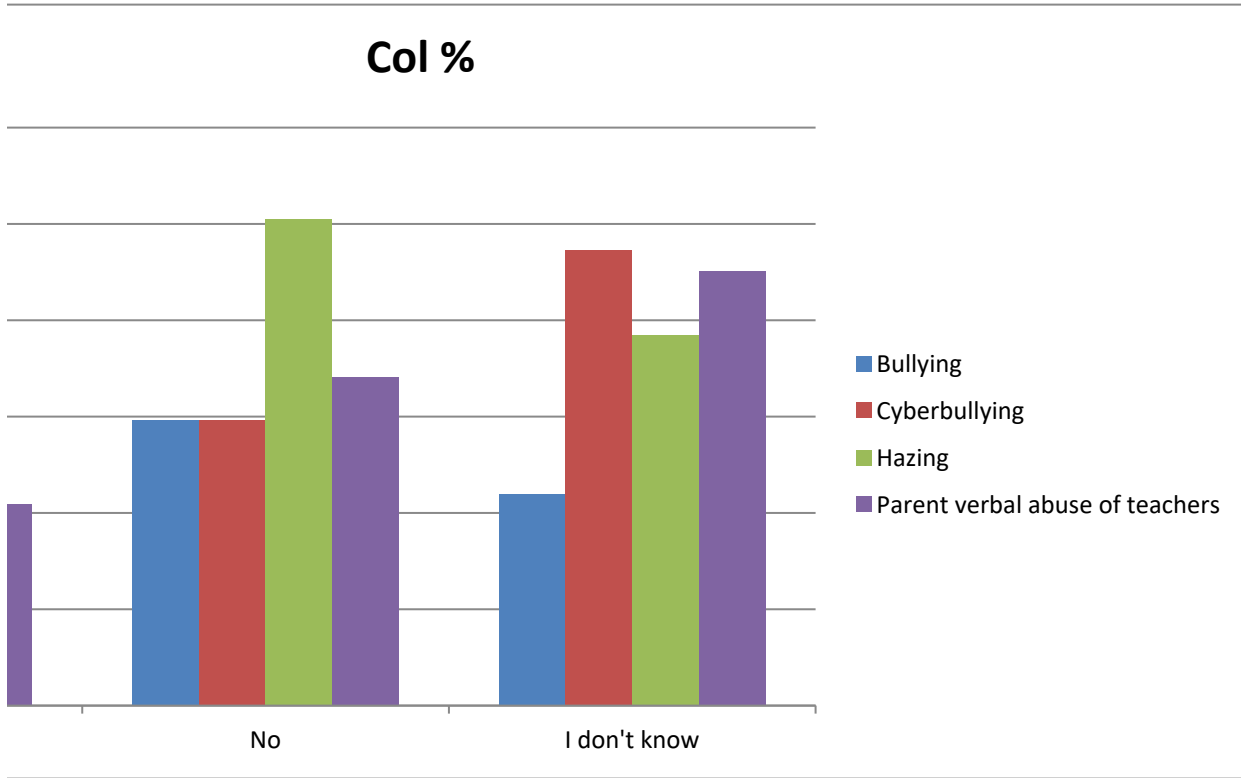
	Bullying	Cyberbullyi Hazing	Parent verbal abuse of	
Yes	48.4%	23.1%	11.0%	20.9%
No	29.7%	29.7%	50.5%	34.1%
I don't know	22.0%	47.3%	38.5%	45.1%

Count

	Bullying	Cyberbullyi Hazing	Parent verbal abuse of	
Yes	44	21	10	19
No	27	27	46	31
I don't know	20	43	35	41



· Excel, to change the chart type.



Summary of The following types of problems occur often at this school:

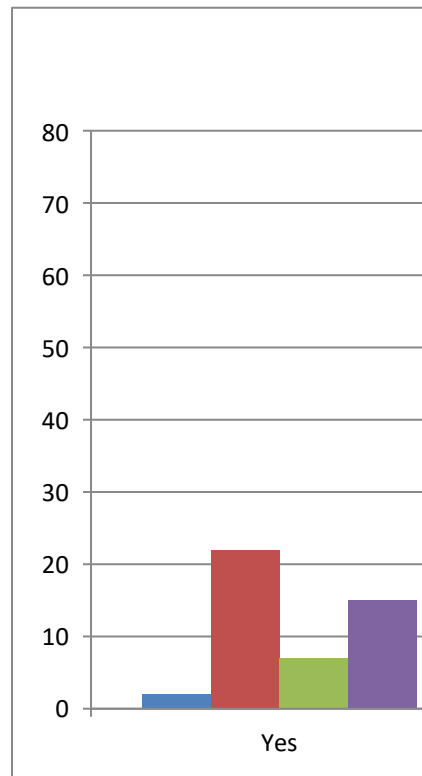
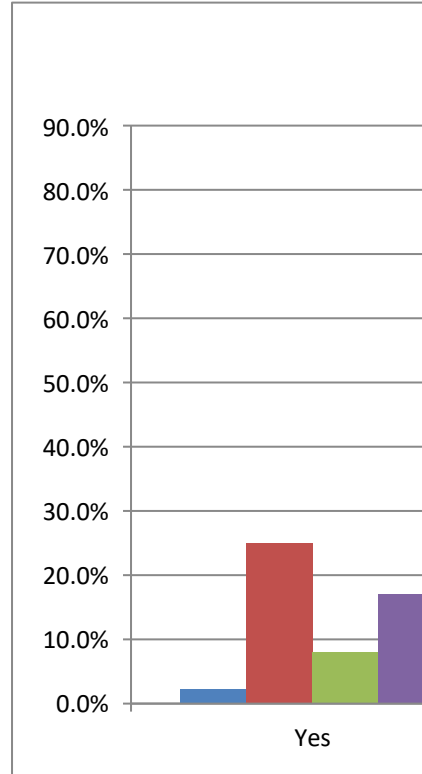
Select a chart and choose "Clustered Column", "100% Stacked Column", or "Pie" chart in Powerpoint or

Col %

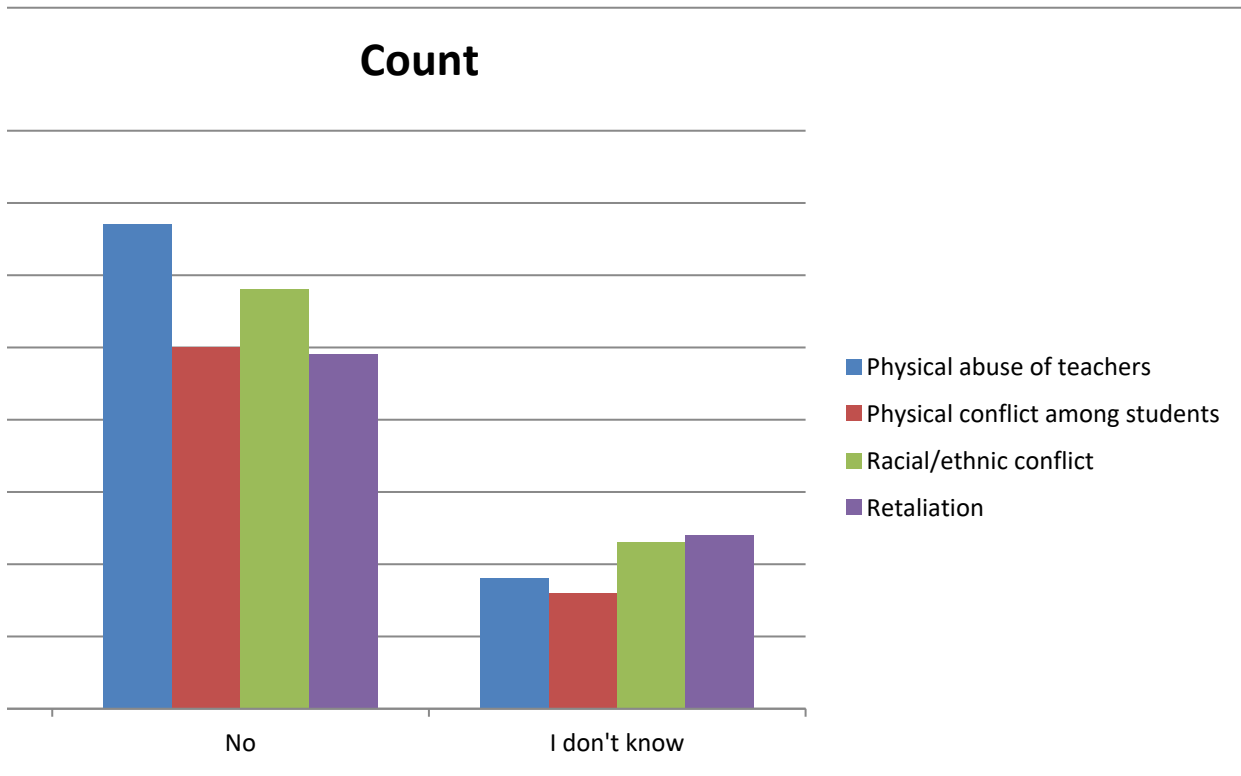
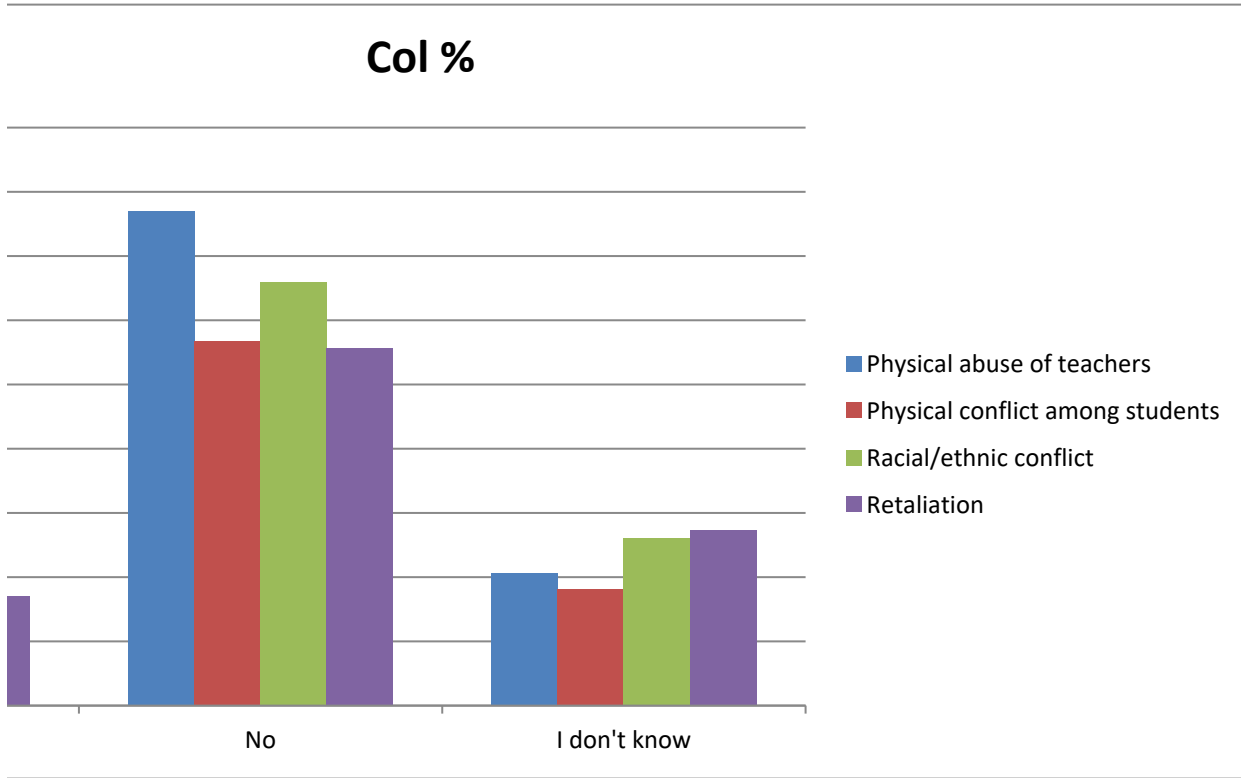
	Physical ab	Physical co	Racial/ethr	Retaliation
Yes	2.3%	25.0%	8.0%	17.0%
No	77.0%	56.8%	65.9%	55.7%
I don't know	20.7%	18.2%	26.1%	27.3%

Count

	Physical ab	Physical co	Racial/ethr	Retaliation
Yes	2	22	7	15
No	67	50	58	49
I don't know	18	16	23	24



· Excel, to change the chart type.



Summary of The following types of problems occur often at this school:

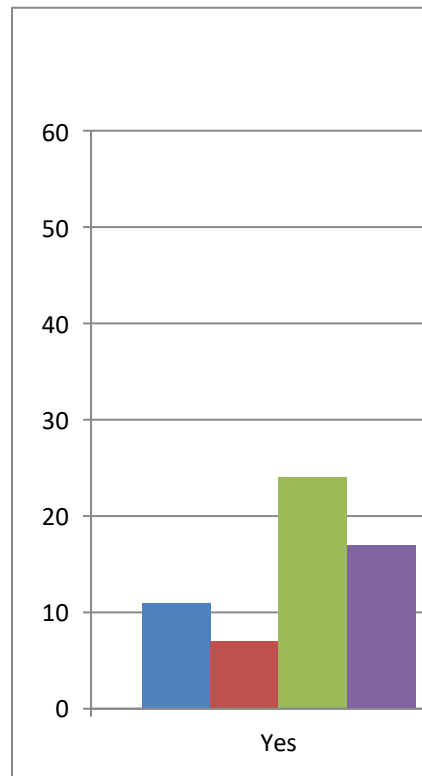
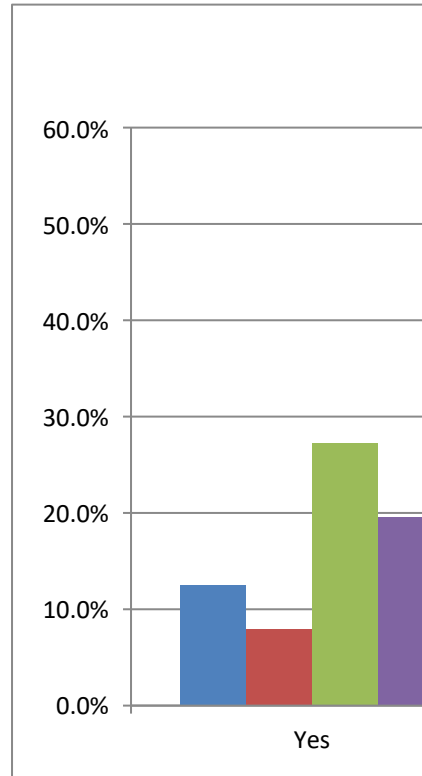
Select a chart and choose "Clustered Column", "100% Stacked Column", or "Pie" chart in Powerpoint or

Col %

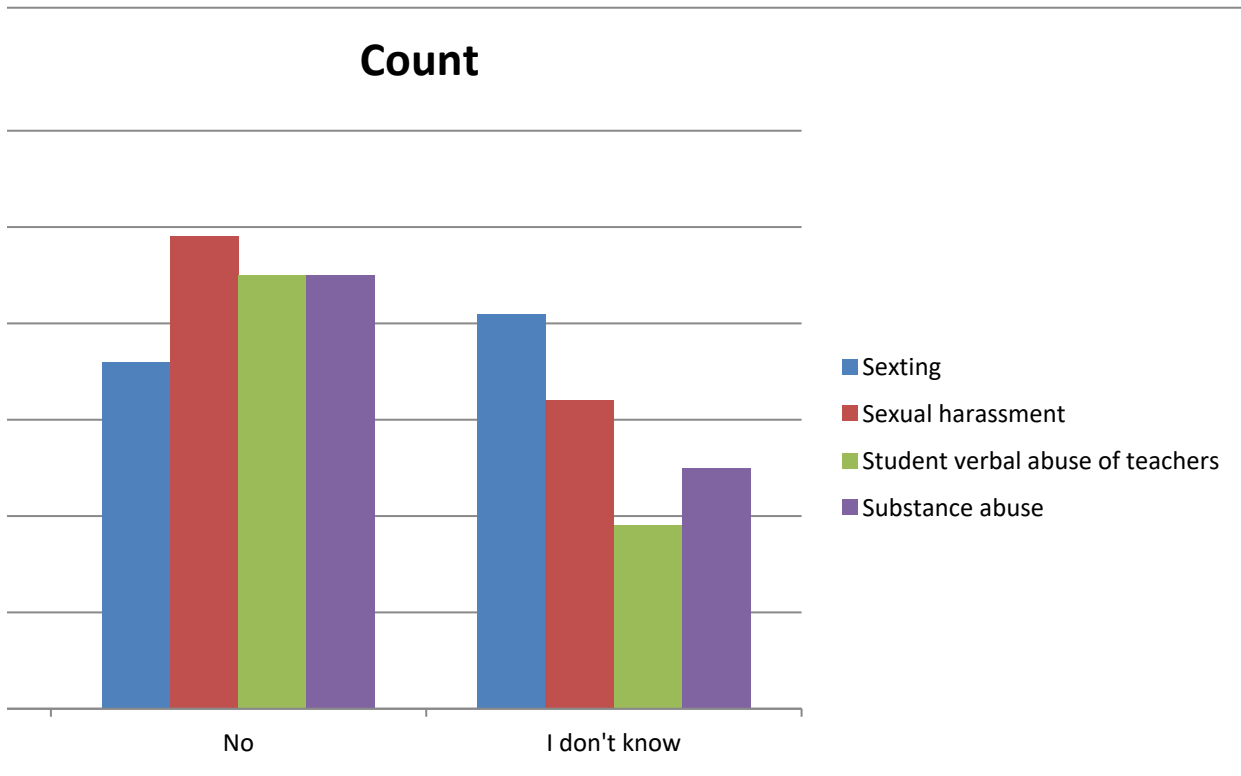
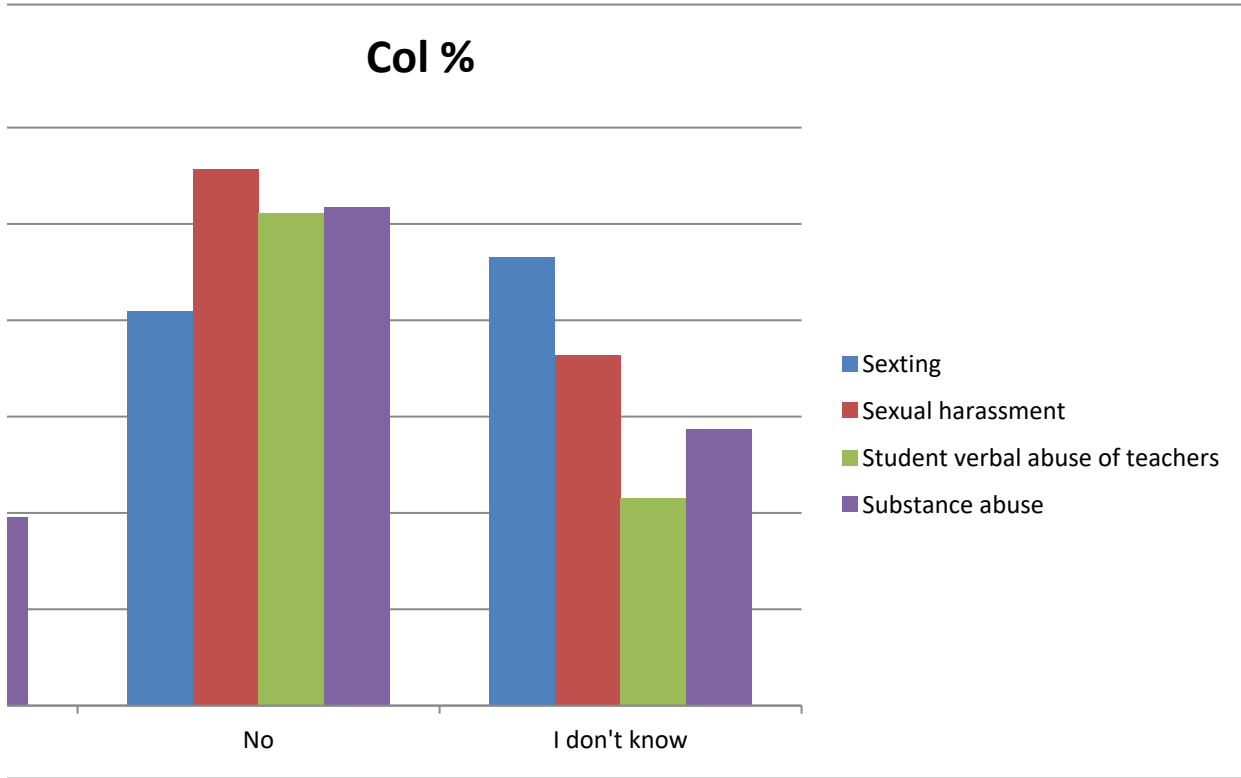
	Sexting	Sexual hara	Student ve	Substance abuse
Yes	12.5%	8.0%	27.3%	19.5%
No	40.9%	55.7%	51.1%	51.7%
I don't know	46.6%	36.4%	21.6%	28.7%

Count

	Sexting	Sexual hara	Student ve	Substance abuse
Yes	11	7	24	17
No	36	49	45	45
I don't know	41	32	19	25



· Excel, to change the chart type.



Summary of The following types of problems occur often at this school:

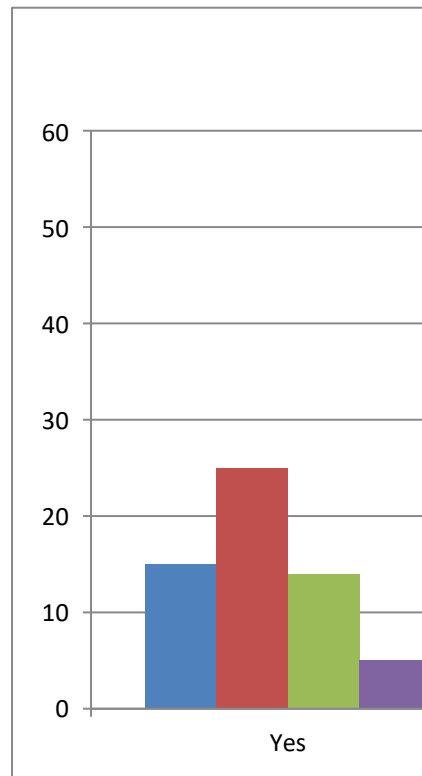
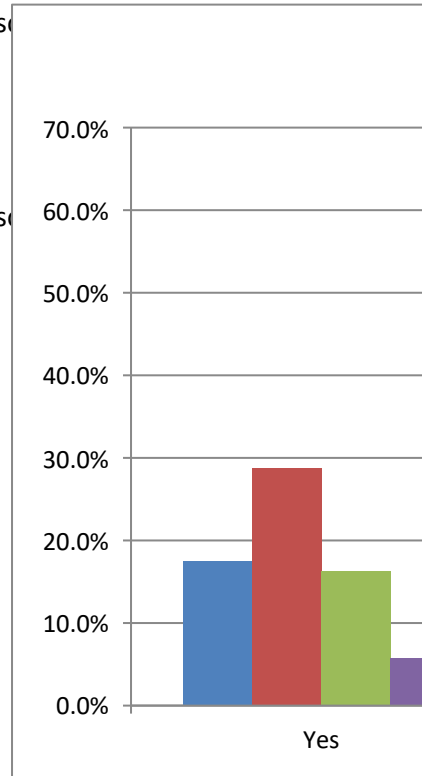
Select a chart and choose "Clustered Column", "100% Stacked Column", or "Pie" chart in Powerpoint or

Col %

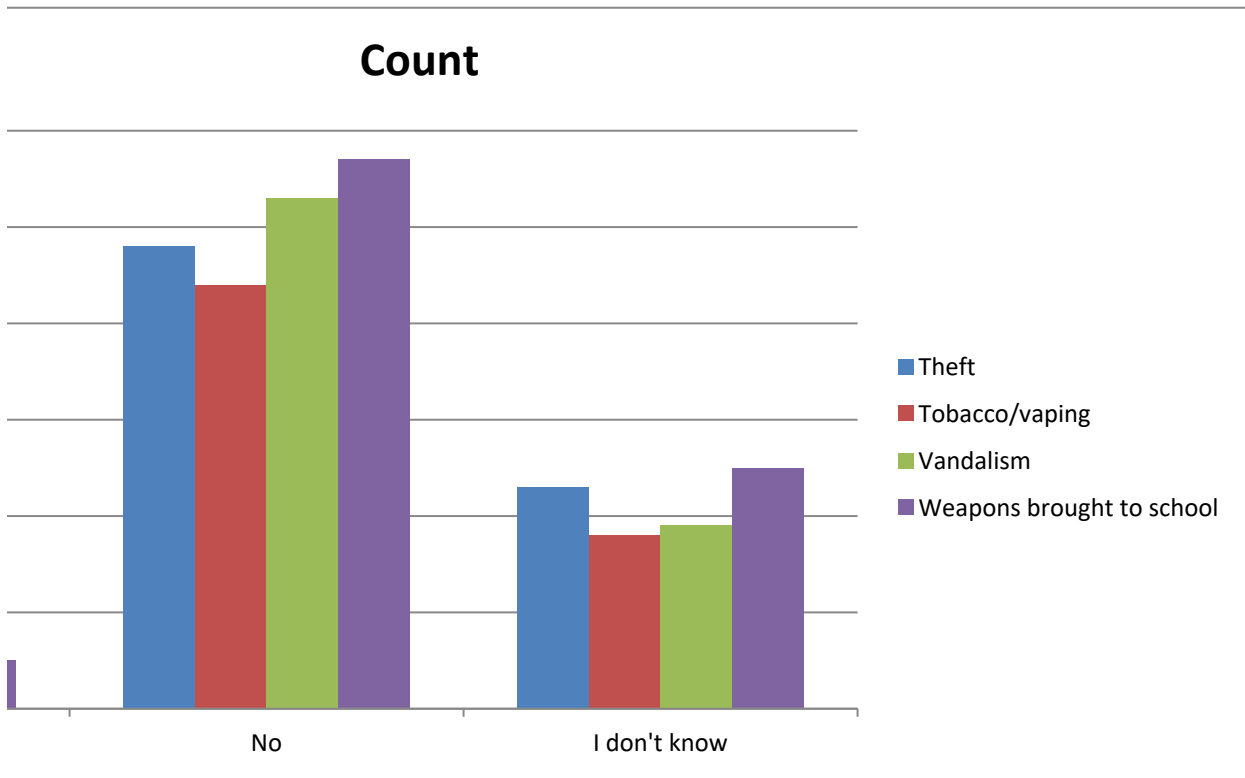
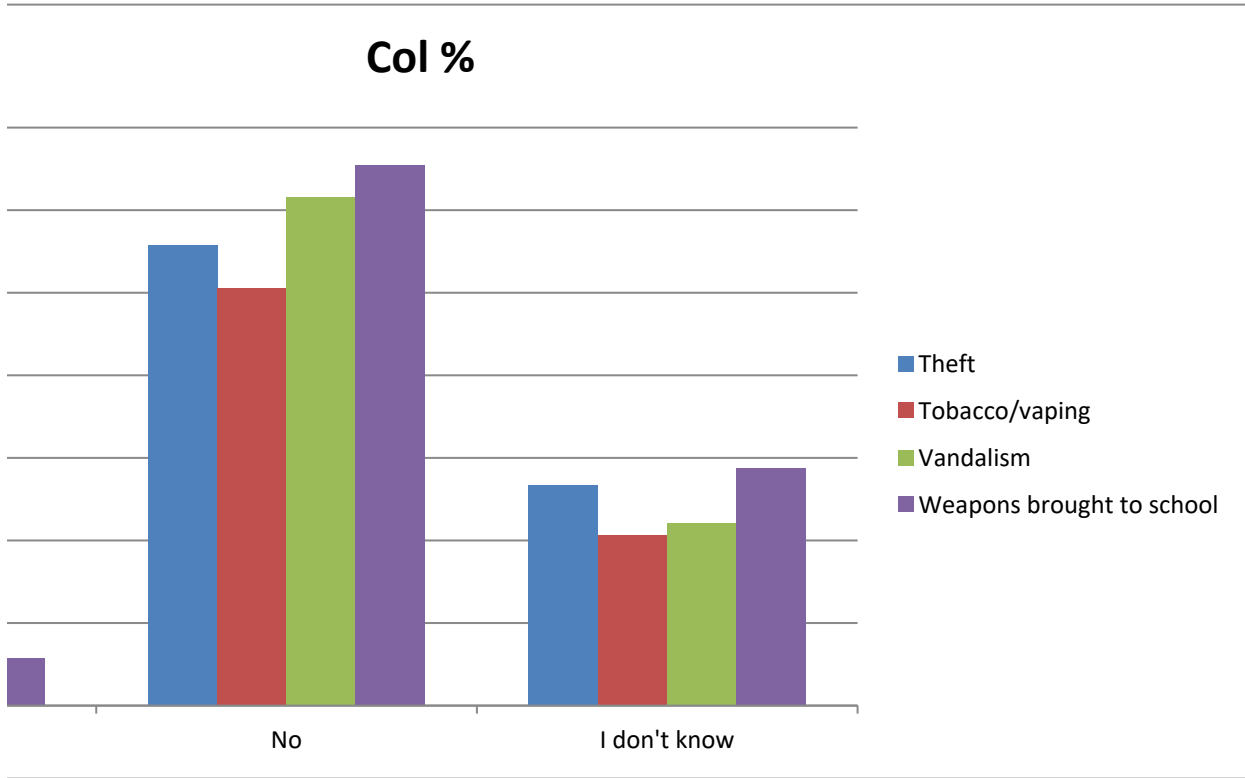
	Theft	Tobacco/v	Vandalism	Weapons brought to s
Yes	17.4%	28.7%	16.3%	5.7%
No	55.8%	50.6%	61.6%	65.5%
I don't know	26.7%	20.7%	22.1%	28.7%

Count

	Theft	Tobacco/v	Vandalism	Weapons brought to s
Yes	15	25	14	5
No	48	44	53	57
I don't know	23	18	19	25



· Excel, to change the chart type.



Summary of The programs at this school are adequate to support students with special needs or disabili

Categorical Summary

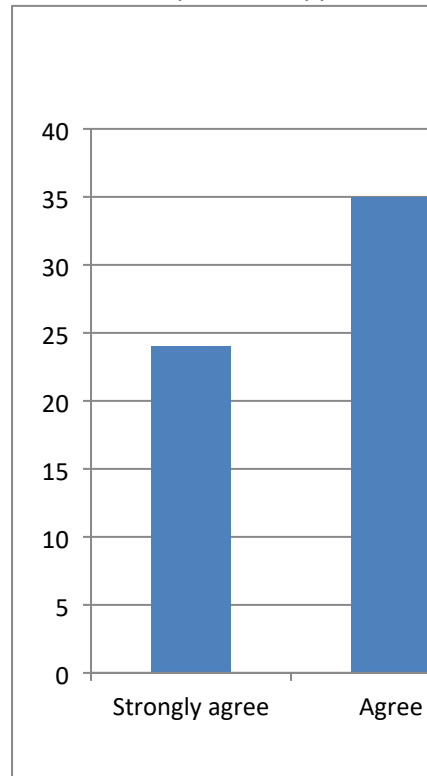
Sample Size Number of Distinct Categories

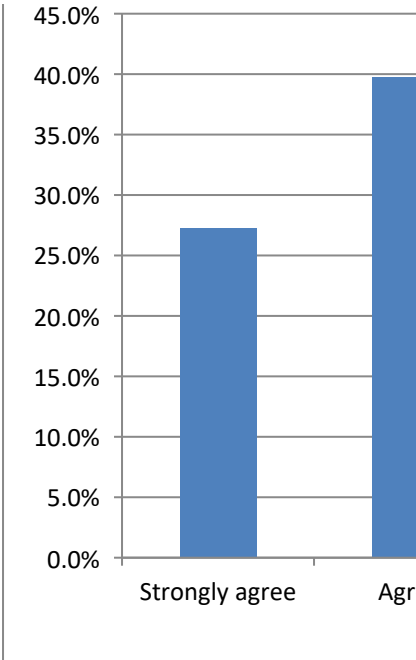
88 of 88 5

The progra	Count	Percent of	Confidence Interval (Percent of Data)
Strongly ag	24	27.3%	19.1% to 37.4%
Agree	35	39.8%	30.2% to 50.2%
Disagree	15	17.0%	10.6% to 26.2%
Strongly di:	5	5.7%	2.5% to 12.6%
I don't kno	9	10.2%	5.5% to 18.3%

Select a chart and choose "Clustered Column", "100% Stacked Column", or "Pie" chart in Powerpoint or To create a correct "100% Stacked Column" chart, choose the chart then click "Switch Row/Column" (PC

Count	The progra	Percent	The programs at this school are adequate to support stud
Strongly ag	24	Strongly ag 27.3%	
Agree	35	Agree 39.8%	
Disagree	15	Disagree 17.0%	
Strongly di:	5	Strongly di: 5.7%	
I don't kno	9	I don't kno 10.2%	

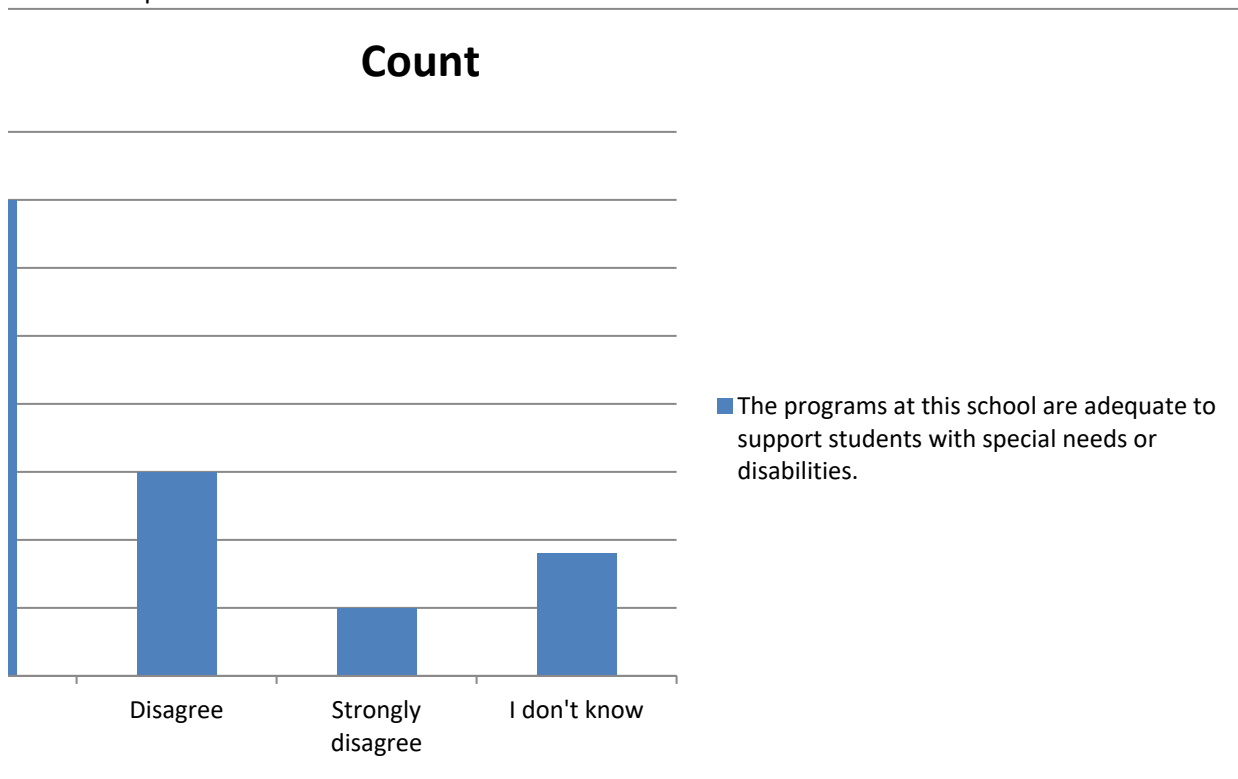


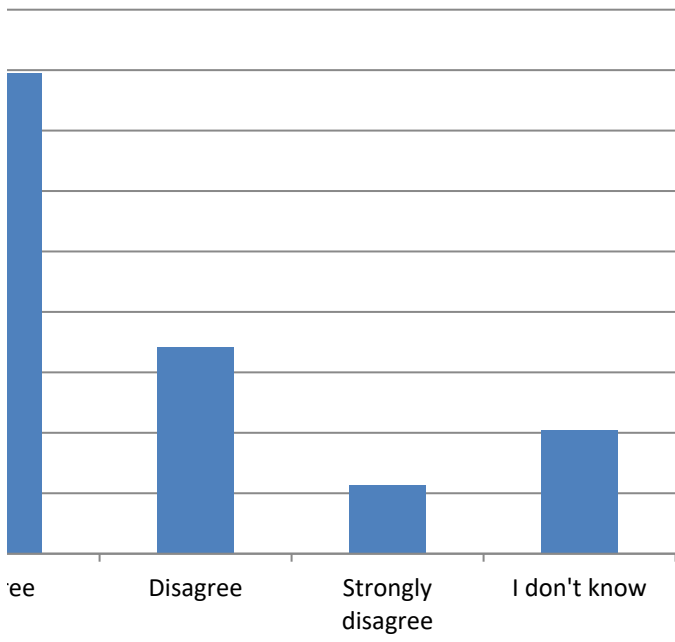


ities.

· Excel, to change the chart type.
C) or "Switch Plot" (Mac) in the chart tools

lents with special needs or disabilities.





■ The programs at this school are adequate to support students with special needs or disabilities.

Summary of This school places a priority on students' health and nutrition needs.

Categorical Summary

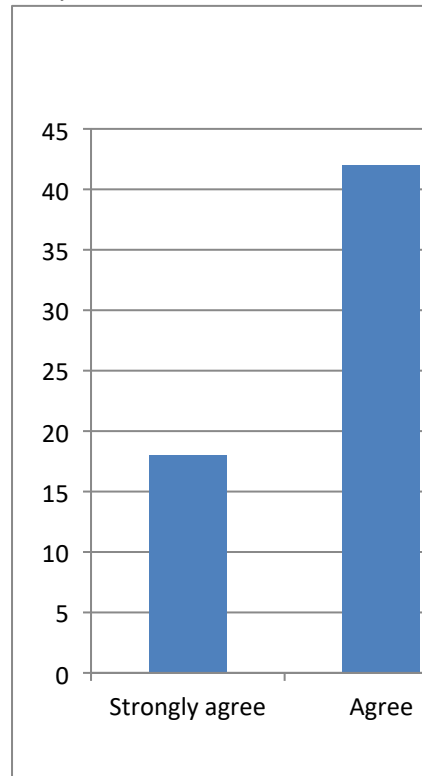
Sample Size Number of Distinct Categories

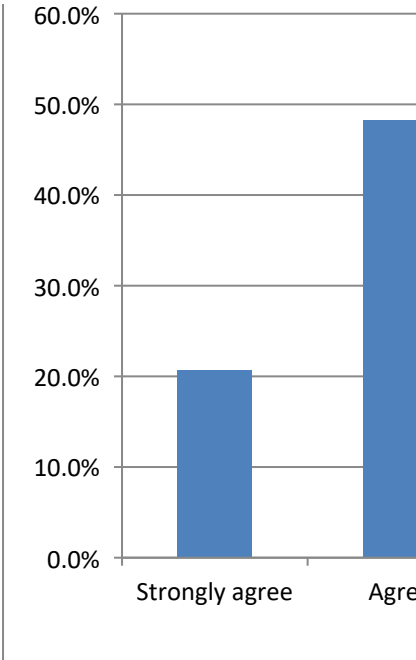
87 of 87 5

This school	Count	Percent of	Confidence Interval (Percent of Data)
Strongly ag	18	20.7%	13.5% to 30.4%
Agree	42	48.3%	38.1% to 58.6%
Disagree	13	14.9%	8.9% to 23.9%
Strongly di:	4	4.6%	1.8% to 11.2%
I don't know	10	11.5%	6.4% to 19.9%

Select a chart and choose "Clustered Column", "100% Stacked Column", or "Pie" chart in Powerpoint or To create a correct "100% Stacked Column" chart, choose the chart then click "Switch Row/Column" (PC

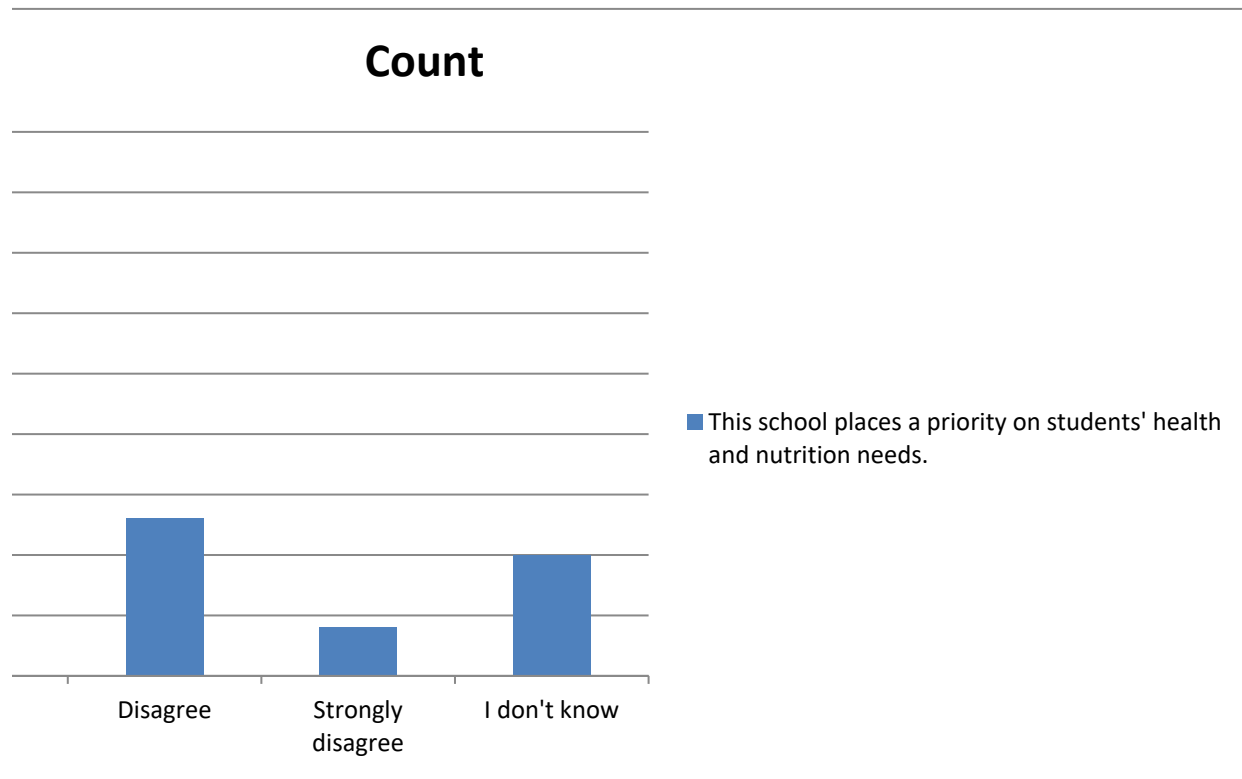
Count	This school	Percent	This school places a priority on students' health and nutri
Strongly ag	18	Strongly ag 20.7%	
Agree	42	Agree 48.3%	
Disagree	13	Disagree 14.9%	
Strongly di:	4	Strongly di: 4.6%	
I don't know	10	I don't know 11.5%	

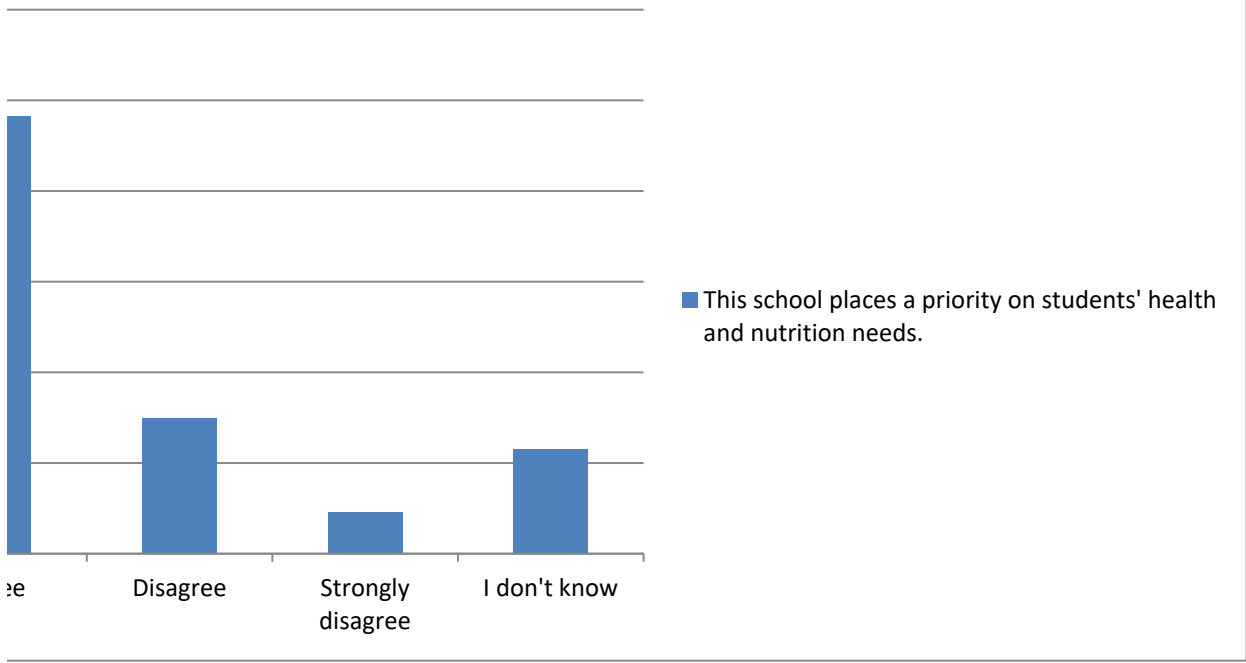




· Excel, to change the chart type.
C) or "Switch Plot" (Mac) in the chart tools

tion needs.





Summary of This school places a priority on student's physical activity.

Categorical Summary

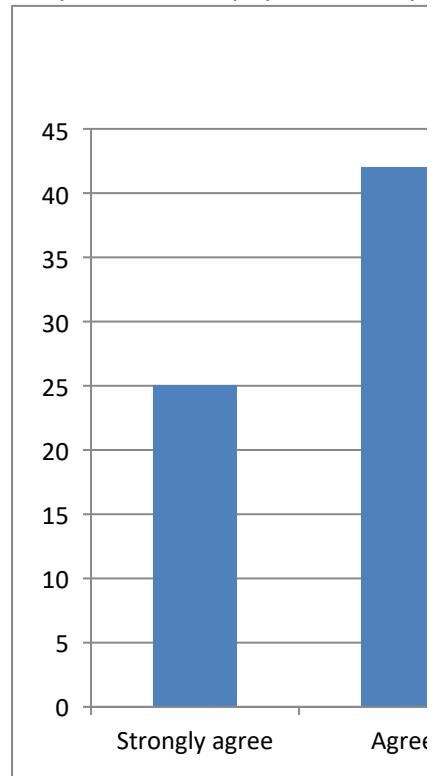
Sample Size Number of Distinct Categories

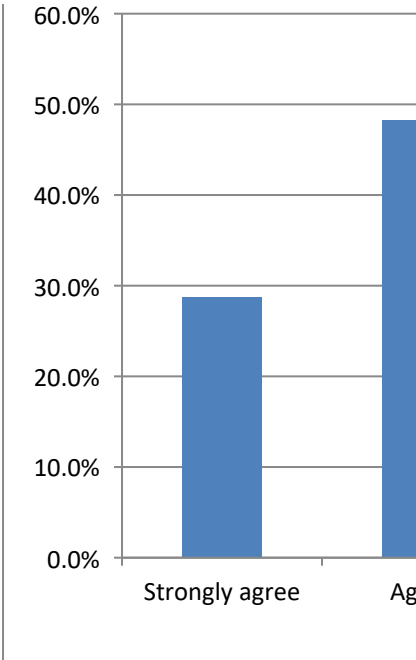
87 of 87 5

This school	Count	Percent of	Confidence Interval (Percent of Data)
Strongly ag	25	28.7%	20.3% to 39.0%
Agree	42	48.3%	38.1% to 58.6%
Disagree	7	8.0%	4.0% to 15.7%
Strongly di:	4	4.6%	1.8% to 11.2%
I don't know	9	10.3%	5.5% to 18.5%

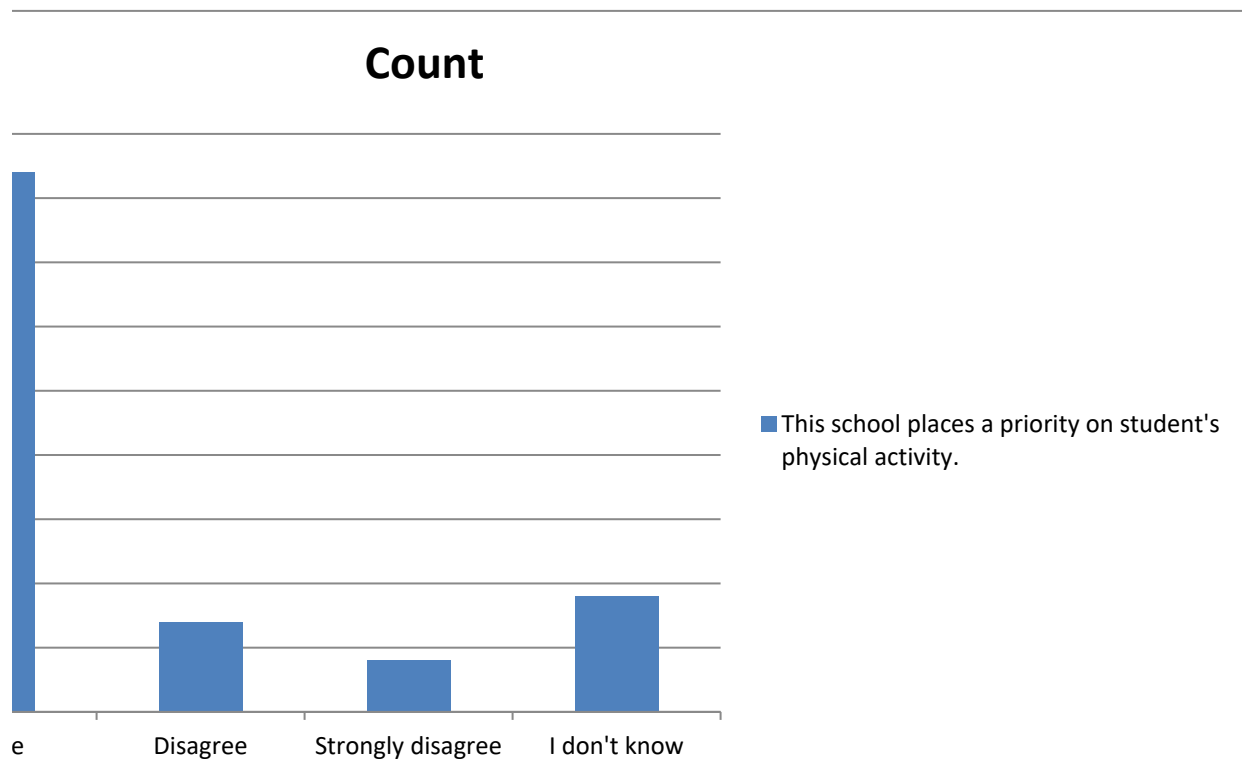
Select a chart and choose "Clustered Column", "100% Stacked Column", or "Pie" chart in Powerpoint or To create a correct "100% Stacked Column" chart, choose the chart then click "Switch Row/Column" (PC

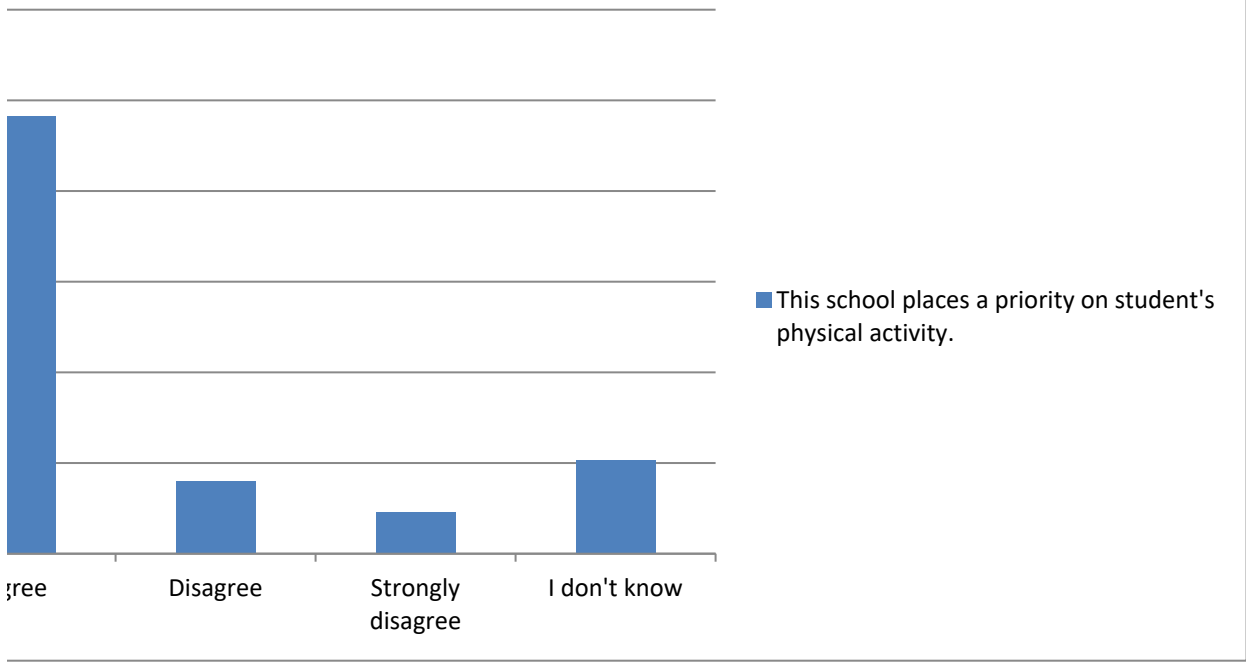
Count	This school	Percent	This school places a priority on student's physical activity.
Strongly ag	25	Strongly ag 28.7%	
Agree	42	Agree 48.3%	
Disagree	7	Disagree 8.0%	
Strongly di:	4	Strongly di: 4.6%	
I don't know	9	I don't know 10.3%	





· Excel, to change the chart type.
C) or "Switch Plot" (Mac) in the chart tools





Summary of This school provides the following to help students with social or emotional needs:

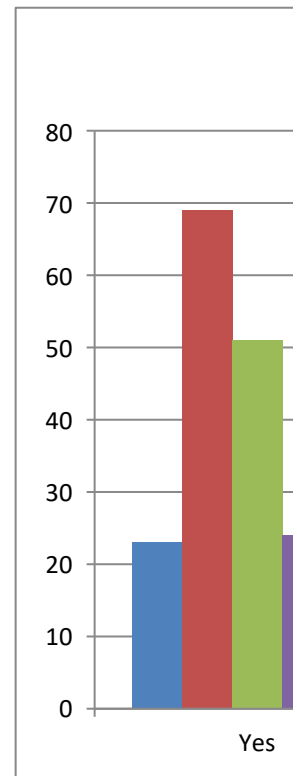
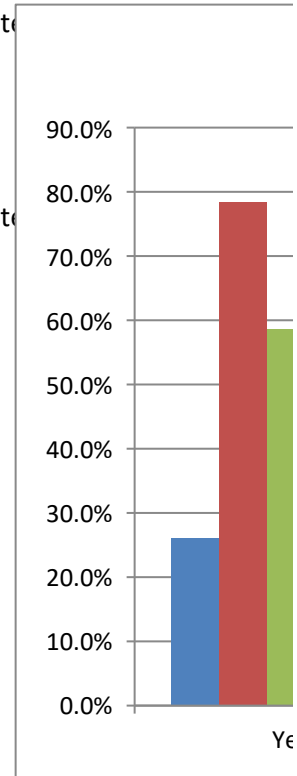
Select a chart and choose "Clustered Column", "100% Stacked Column", or "Pie" chart in Powerpoint or

Col %

	Community	Counseling	Information	Mental hea	Online support or mat
Yes	26.1%	78.4%	58.6%	27.3%	40.2%
No	36.4%	5.7%	19.5%	30.7%	18.4%
I don't know	37.5%	15.9%	21.8%	42.0%	41.4%

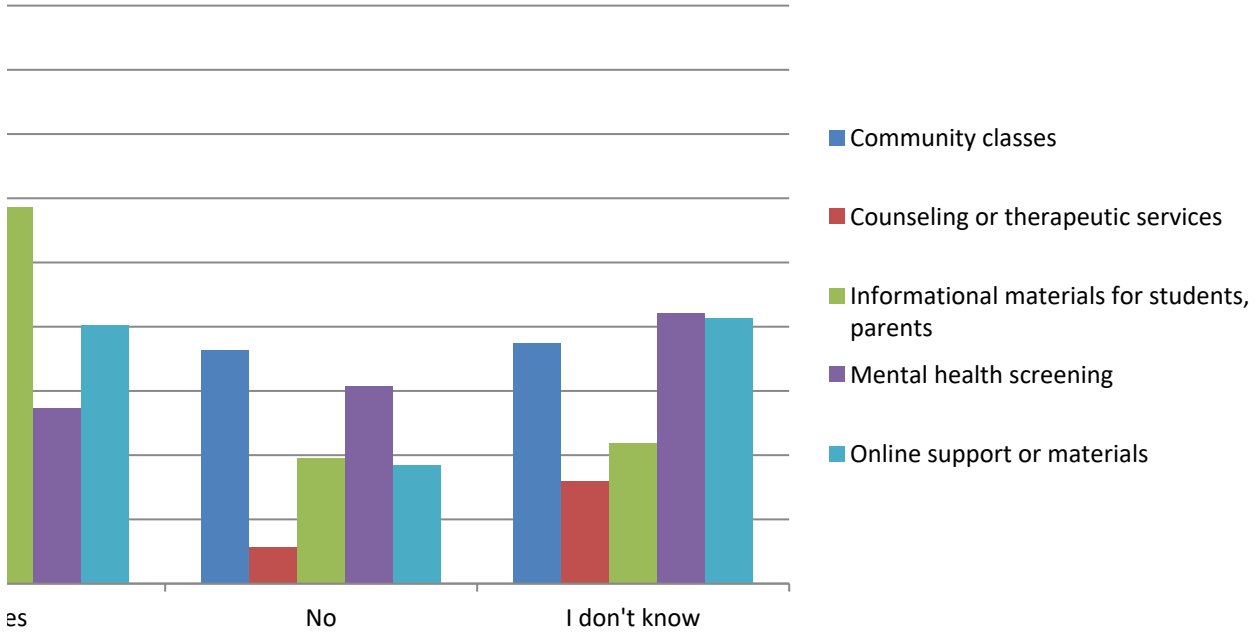
Count

	Community	Counseling	Information	Mental hea	Online support or mat
Yes	23	69	51	24	35
No	32	5	17	27	16
I don't know	33	14	19	37	36

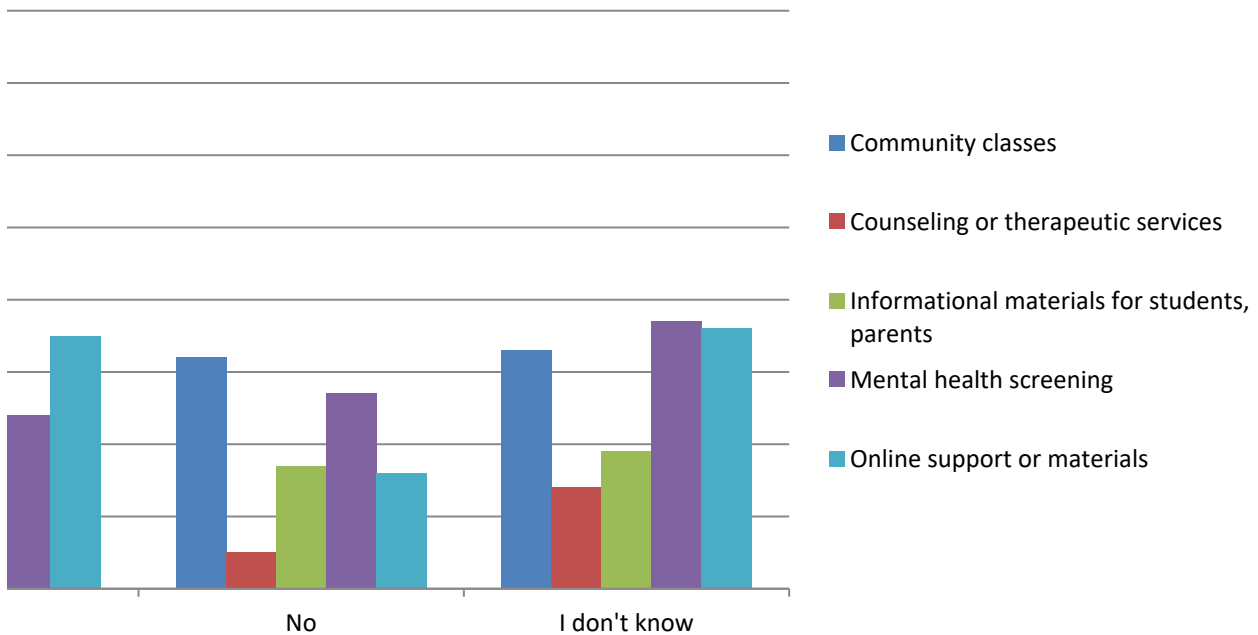


· Excel, to change the chart type.

Col %



Count



[

, staff, and

[

, staff, and

Summary of This school provides the following to help students with social or emotional needs:

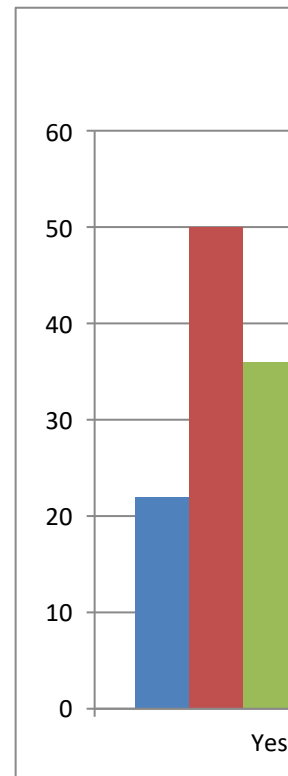
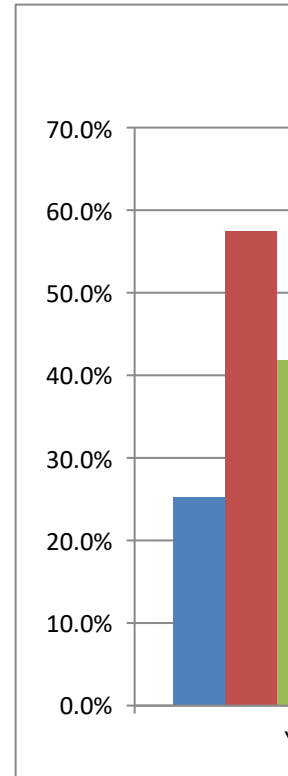
Select a chart and choose "Clustered Column", "100% Stacked Column", or "Pie" chart in Powerpoint or

Col %

	Parent edu	Parent Invc	Referral to	Student cu	Teacher training
Yes	25.3%	57.5%	41.9%	46.0%	56.8%
No	41.4%	23.0%	23.3%	24.1%	13.6%
I don't know	33.3%	19.5%	34.9%	29.9%	29.5%

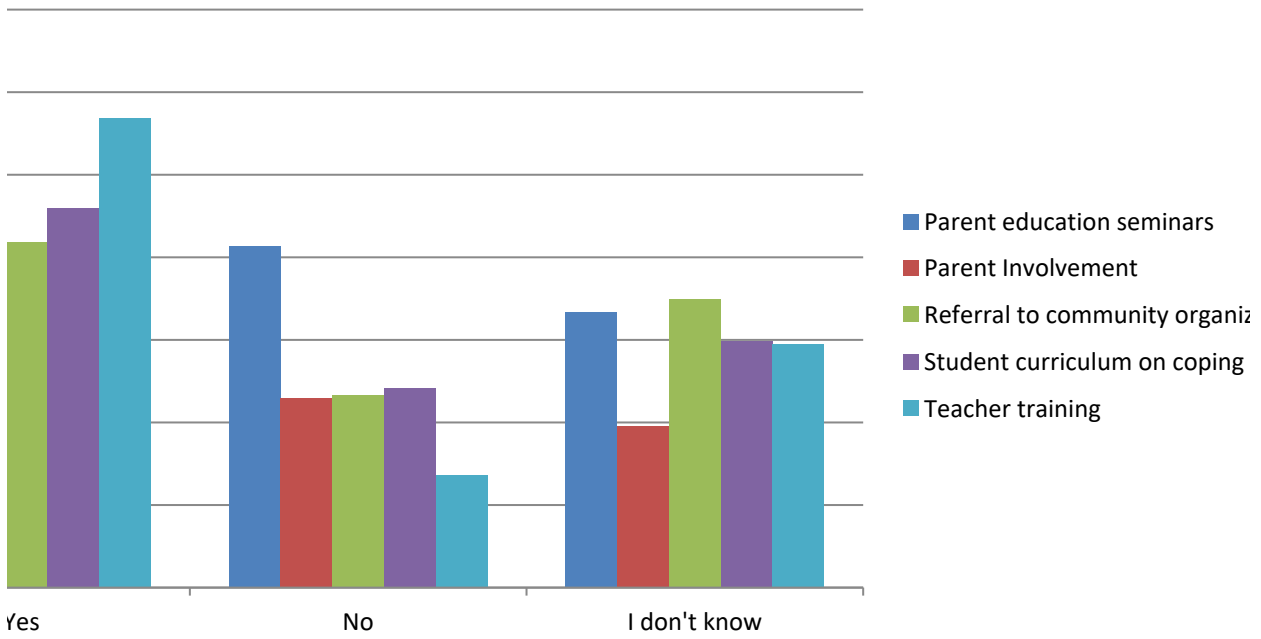
Count

	Parent edu	Parent Invc	Referral to	Student cu	Teacher training
Yes	22	50	36	40	50
No	36	20	20	21	12
I don't know	29	17	30	26	26

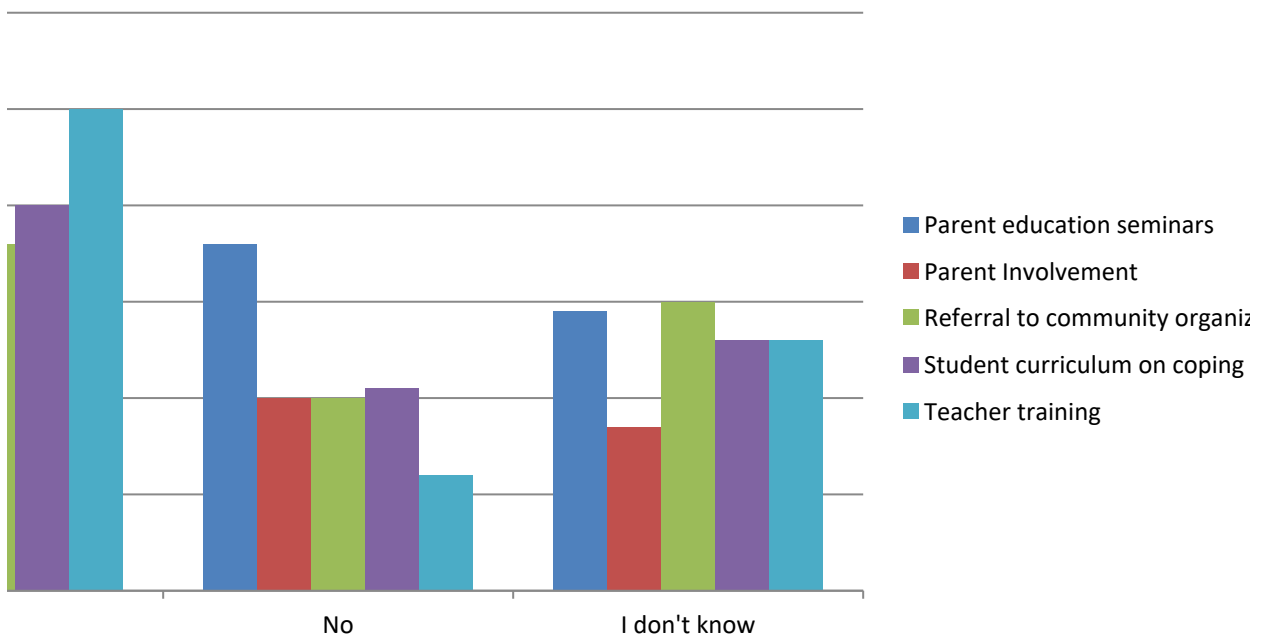


· Excel, to change the chart type.

Col %



Count



zations
strategies

zations
strategies

Summary of I can go to my School Resource Officer (SRO) for help.

Categorical Summary

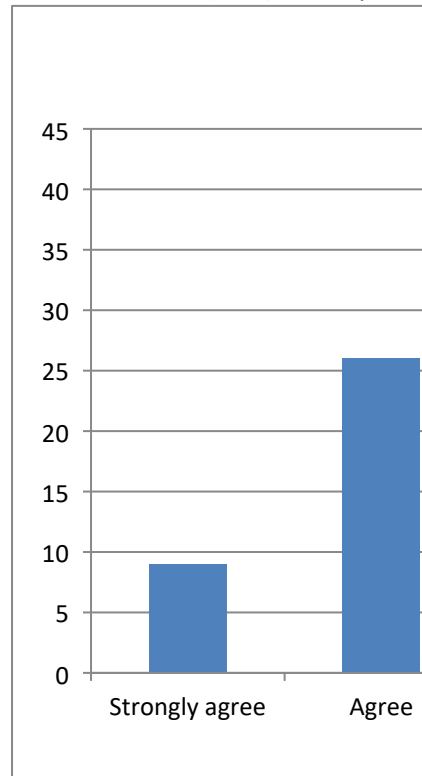
Sample Size Number of Distinct Categories

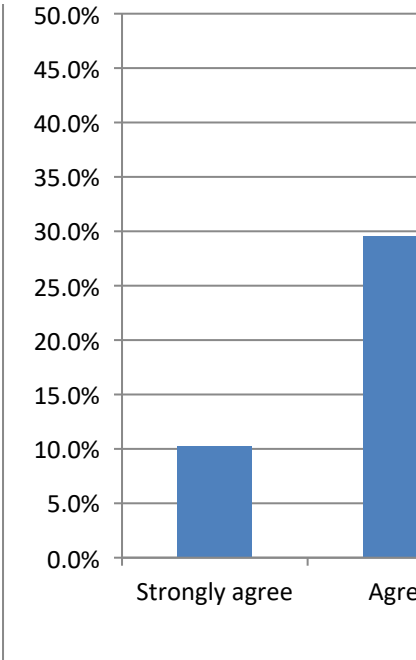
88 of 88 5

I can go to	Count	Percent of	Confidence Interval (Percent of Data)
Strongly ag	9	10.2%	5.5% to 18.3%
Agree	26	29.5%	21.0% to 39.8%
Disagree	10	11.4%	6.3% to 19.7%
Strongly di:	3	3.4%	1.2% to 9.5%
Not applica	40	45.5%	35.5% to 55.8%

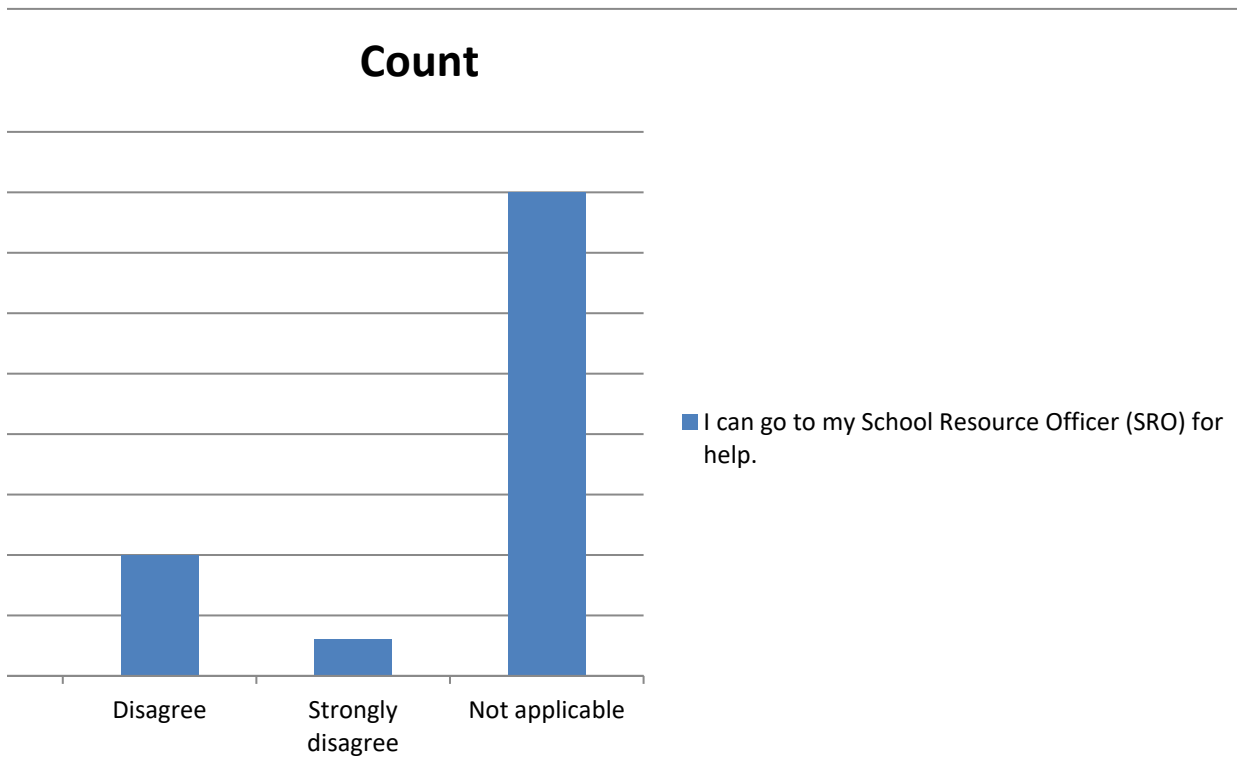
Select a chart and choose "Clustered Column", "100% Stacked Column", or "Pie" chart in Powerpoint or To create a correct "100% Stacked Column" chart, choose the chart then click "Switch Row/Column" (PC

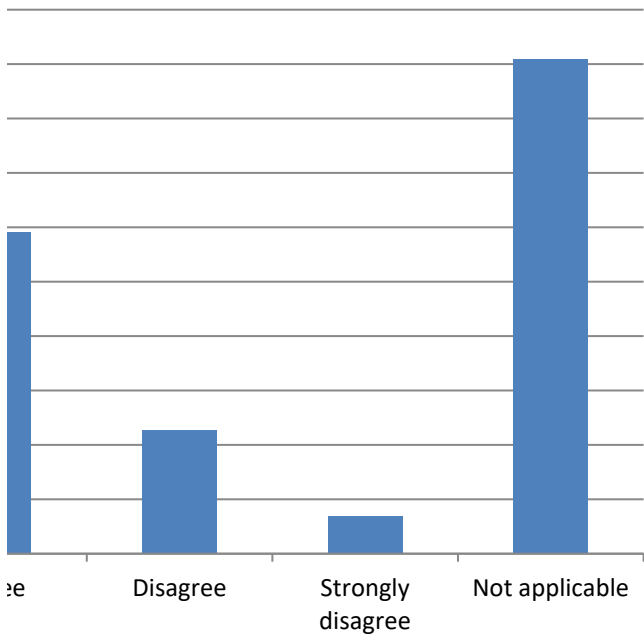
Count	I can go to	Percent	I can go to my School Resource Officer (SRO) for help.
Strongly ag	9	Strongly ag	10.2%
Agree	26	Agree	29.5%
Disagree	10	Disagree	11.4%
Strongly di:	3	Strongly di:	3.4%
Not applica	40	Not applica	45.5%





· Excel, to change the chart type.
C) or "Switch Plot" (Mac) in the chart tools





■ I can go to my School Resource Officer (SRO) for help.

Summary of I feel safe when I know an SRO is in the school.

Categorical Summary

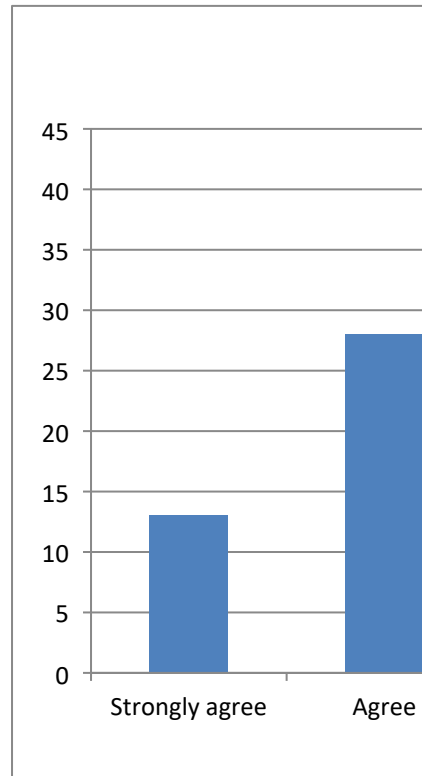
Sample Size Number of Distinct Categories

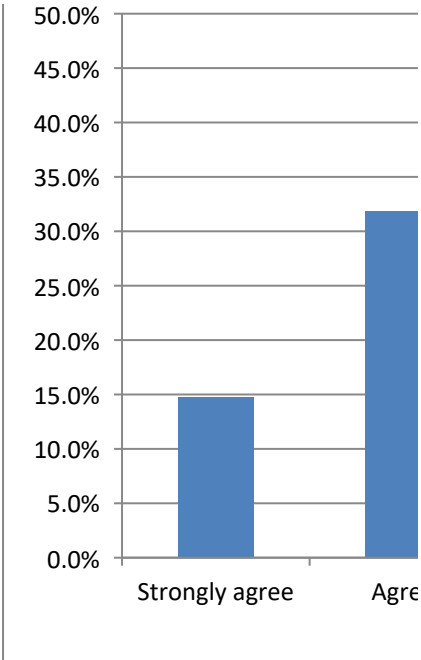
88 of 88 5

I feel safe v	Count	Percent of	Confidence Interval (Percent of Data)
Strongly ag	13	14.8%	8.8% to 23.7%
Agree	28	31.8%	23.0% to 42.1%
Disagree	6	6.8%	3.2% to 14.1%
Strongly di:	1	1.1%	0.2% to 6.2%
Not applica	40	45.5%	35.5% to 55.8%

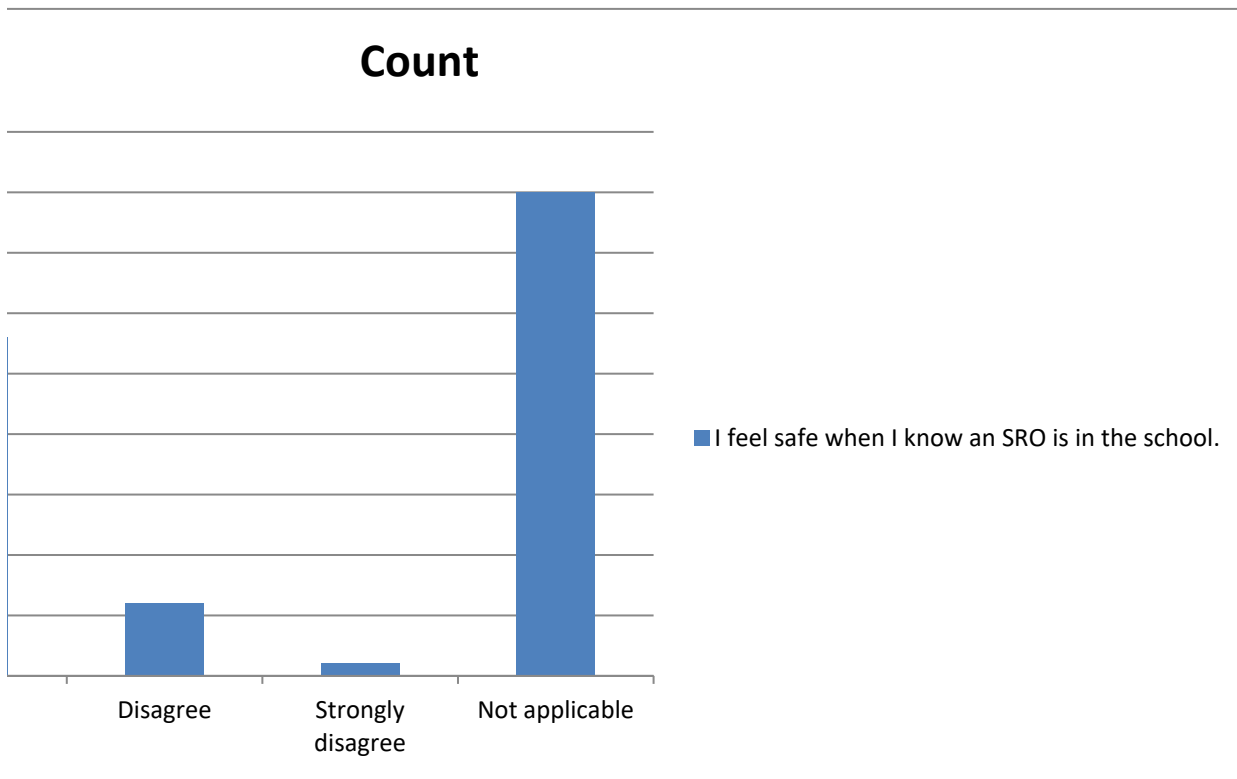
Select a chart and choose "Clustered Column", "100% Stacked Column", or "Pie" chart in Powerpoint or To create a correct "100% Stacked Column" chart, choose the chart then click "Switch Row/Column" (PC

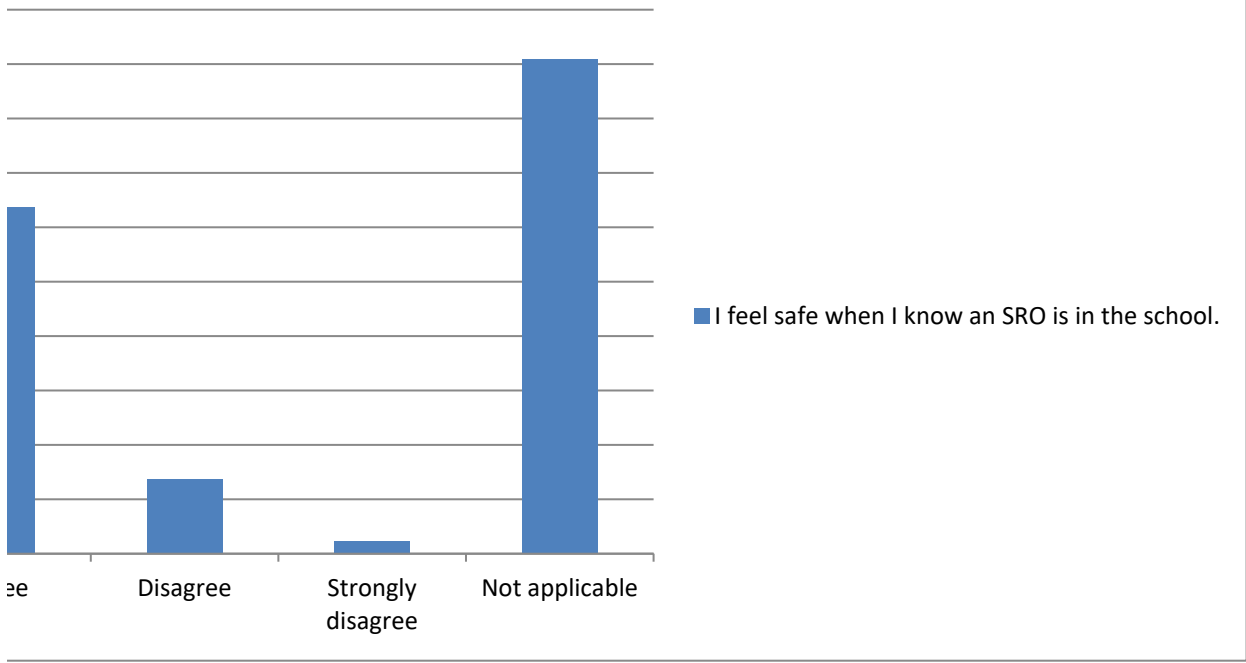
Count	I feel safe v	Percent	I feel safe when I know an SRO is in the school.
Strongly ag	13	Strongly ag	14.8%
Agree	28	Agree	31.8%
Disagree	6	Disagree	6.8%
Strongly di:	1	Strongly di:	1.1%
Not applica	40	Not applica	45.5%





· Excel, to change the chart type.
C) or "Switch Plot" (Mac) in the chart tools





Summary of I know the role of the School Resource Officer (SRO) as part of our staff.

Categorical Summary

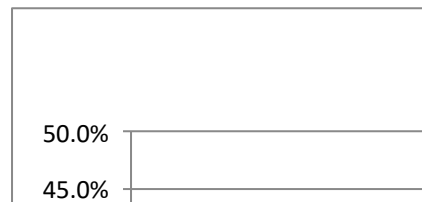
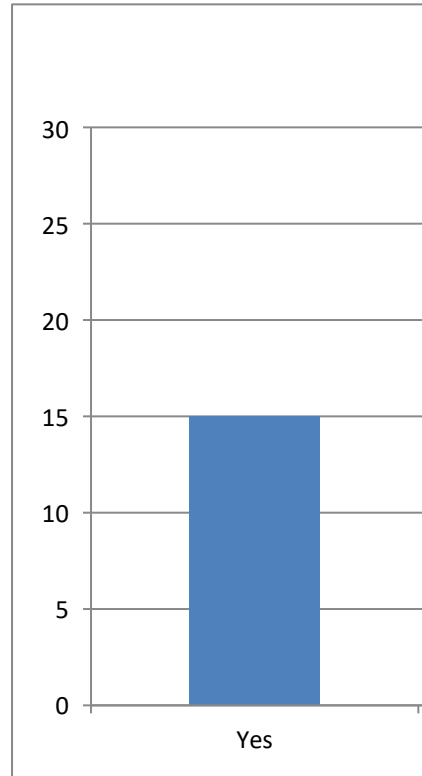
Sample Size Number of Distinct Categories

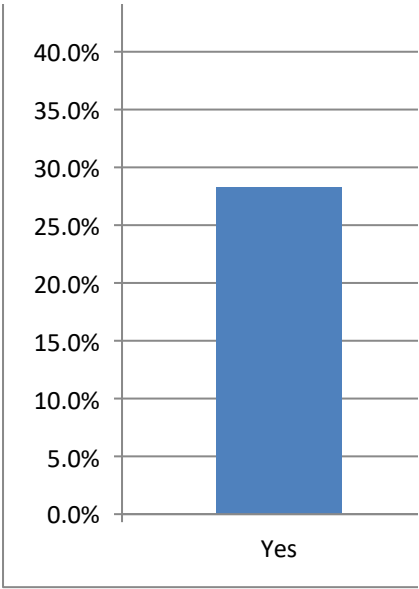
53 of 53 3

I know the	Count	Percent of	Confidence Interval (Percent of Data)
Yes	15	28.3%	18.0% to 41.6%
No	14	26.4%	16.4% to 39.6%
Not applica	24	45.3%	32.7% to 58.5%

Select a chart and choose "Clustered Column", "100% Stacked Column", or "Pie" chart in Powerpoint or To create a correct "100% Stacked Column" chart, choose the chart then click "Switch Row/Column" (PC

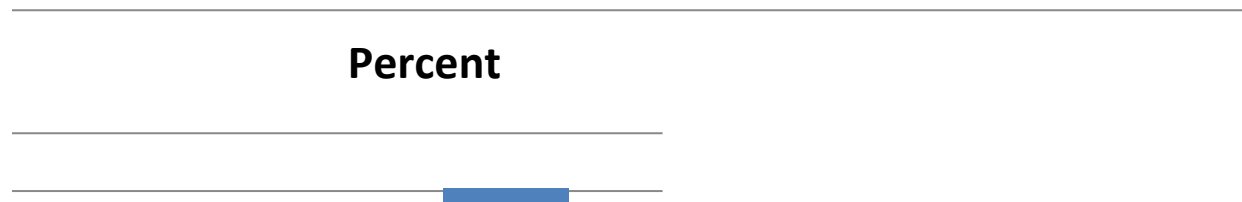
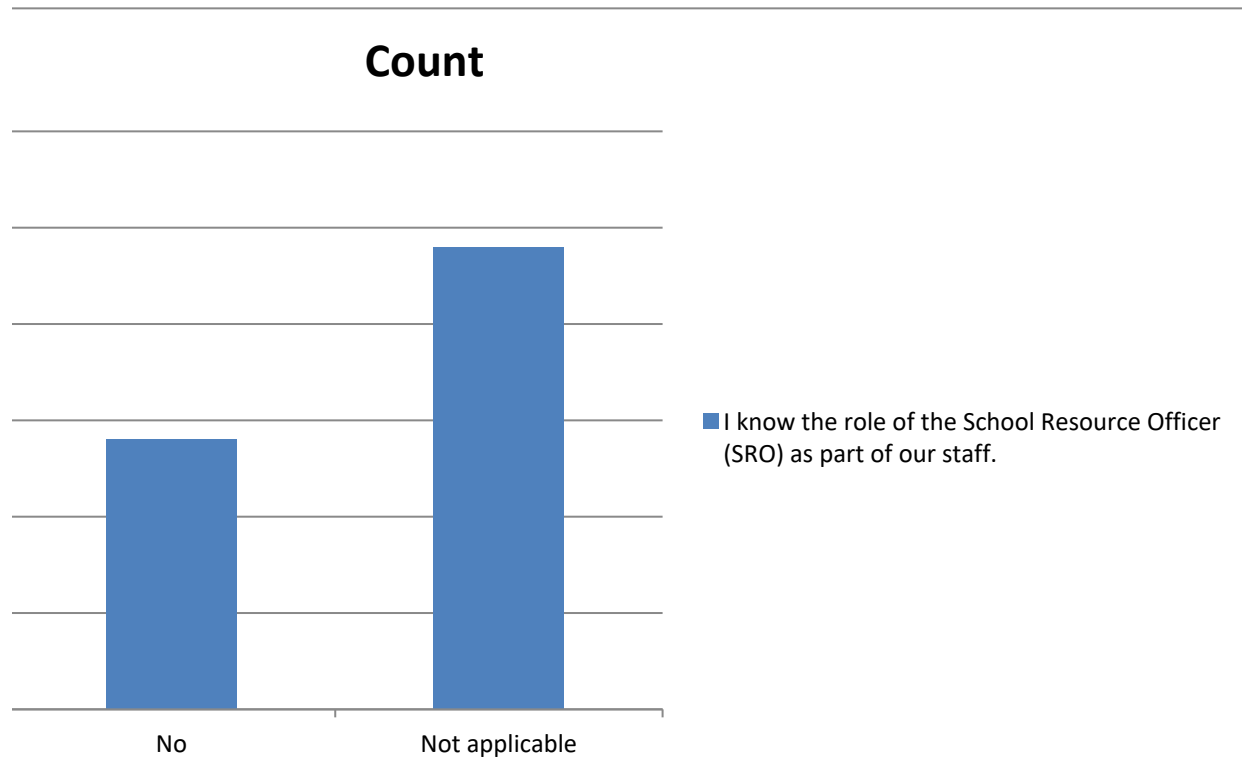
Count	I know the	Percent	I know the role of the School Resource Officer (SRO) as pa
Yes	15	Yes	28.3%
No	14	No	26.4%
Not applica	24	Not applica	45.3%

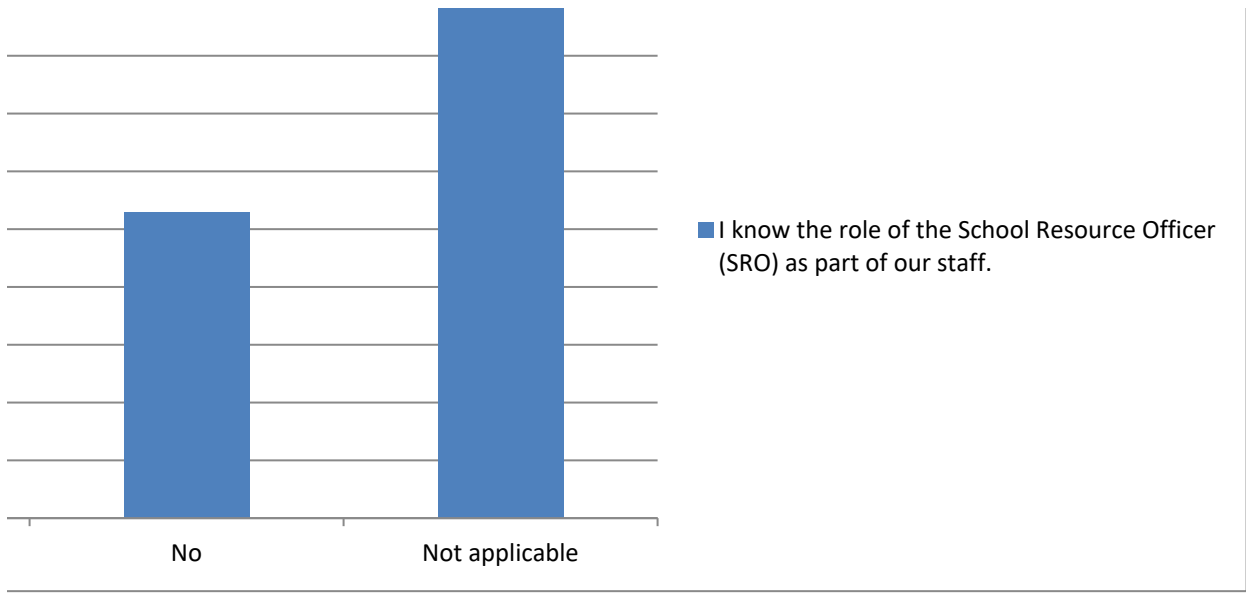




· Excel, to change the chart type.
C) or "Switch Plot" (Mac) in the chart tools

part of our staff.





Summary of This school provides students with opportunities to take a lead role in organizing programs

Categorical Summary


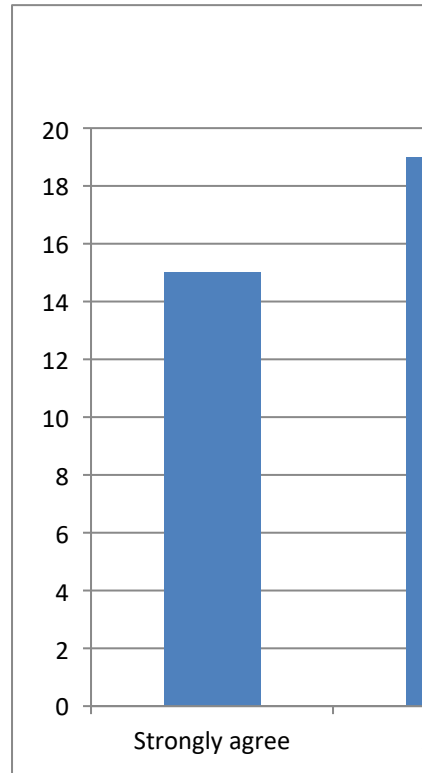
Sample Size Number of Distinct Categories

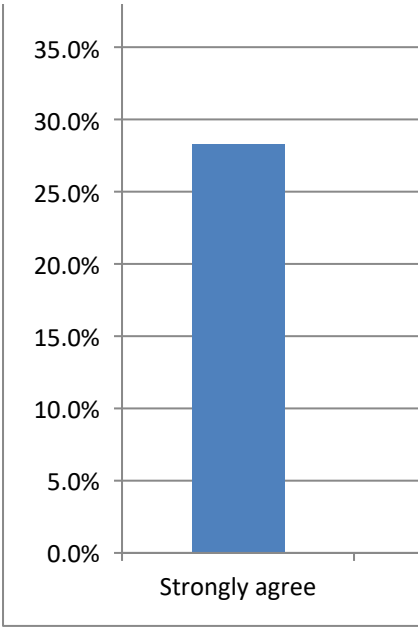
53 of 53 4

This school Count	Percent of	Confidence Interval (Percent of Data)
Strongly ag	15	28.3% 18.0% to 41.6%
Agree	19	35.8% 24.3% to 49.3%
Disagree	8	15.1% 7.9% to 27.1%
I don't know	11	20.8% 12.0% to 33.5%

Select a chart and choose "Clustered Column", "100% Stacked Column", or "Pie" chart in Powerpoint or To create a correct "100% Stacked Column" chart, choose the chart then click "Switch Row/Column" (PC

Count	This school	Percent	This school provides students with opportunities to take a
Strongly ag	15	Strongly ag	28.3%
Agree	19	Agree	35.8%
Disagree	8	Disagree	15.1%
I don't know	11	I don't know	20.8%


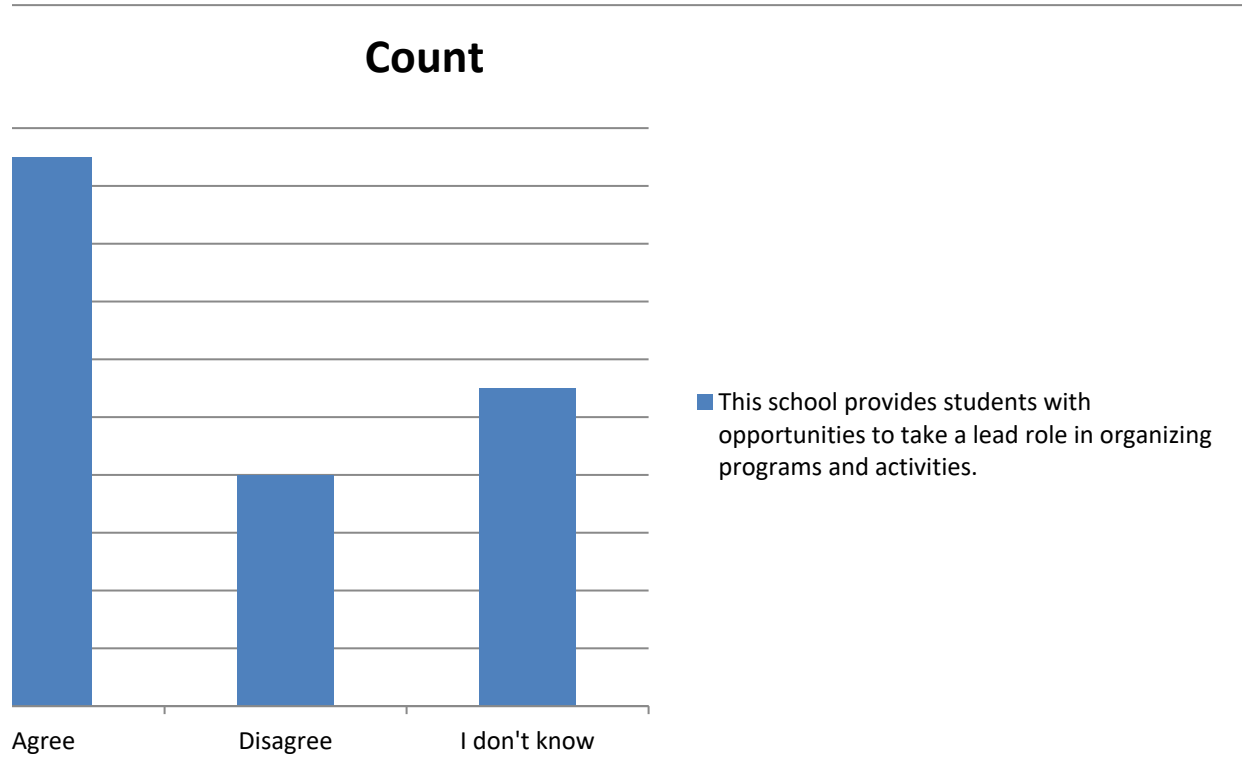


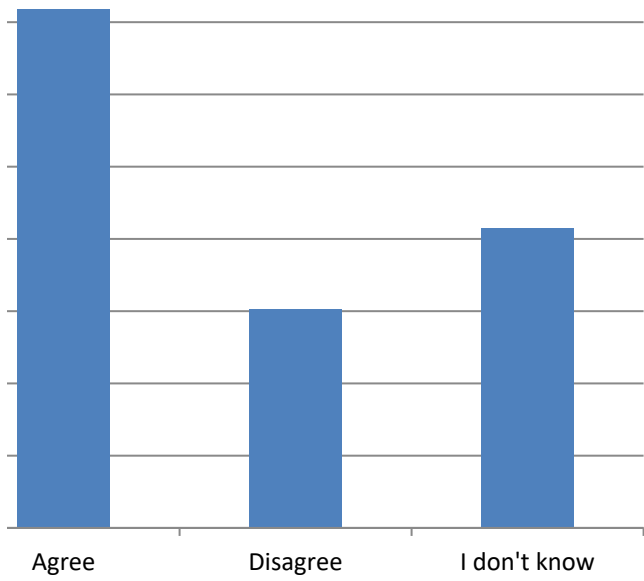


; and activities.

· Excel, to change the chart type.
C) or "Switch Plot" (Mac) in the chart tools

a lead role in organizing programs and activities.





■ This school provides students with opportunities to take a lead role in organizing programs and activities.

Summary of Staff at this school have informal opportunities to influence what happens within the school

Categorical Summary

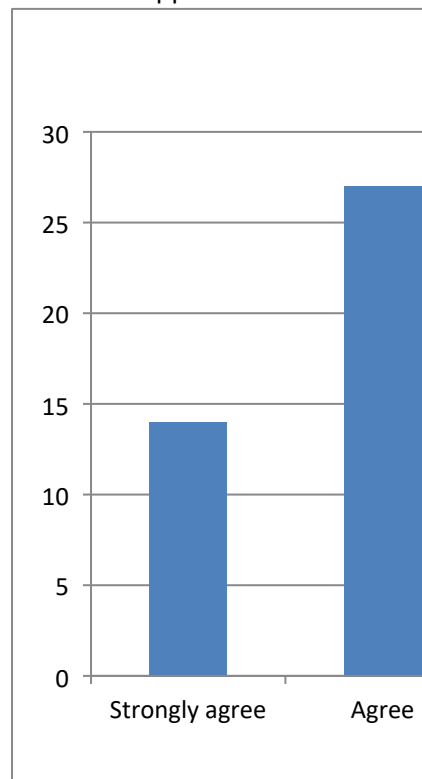
Sample Size Number of Distinct Categories

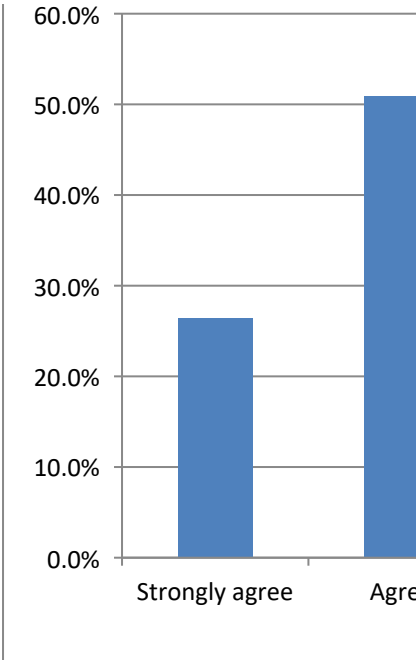
53 of 53 5

Staff at this	Count	Percent of	Confidence Interval (Percent of Data)
Strongly ag	14	26.4%	16.4% to 39.6%
Agree	27	50.9%	37.9% to 63.9%
Disagree	5	9.4%	4.1% to 20.3%
Strongly di:	2	3.8%	1.0% to 12.8%
I don't know	5	9.4%	4.1% to 20.3%

Select a chart and choose "Clustered Column", "100% Stacked Column", or "Pie" chart in Powerpoint or To create a correct "100% Stacked Column" chart, choose the chart then click "Switch Row/Column" (PC

Count	Staff at this	Percent	Staff at this school have informal opportunities to influen
Strongly ag	14	Strongly ag	26.4%
Agree	27	Agree	50.9%
Disagree	5	Disagree	9.4%
Strongly di:	2	Strongly di:	3.8%
I don't know	5	I don't know	9.4%

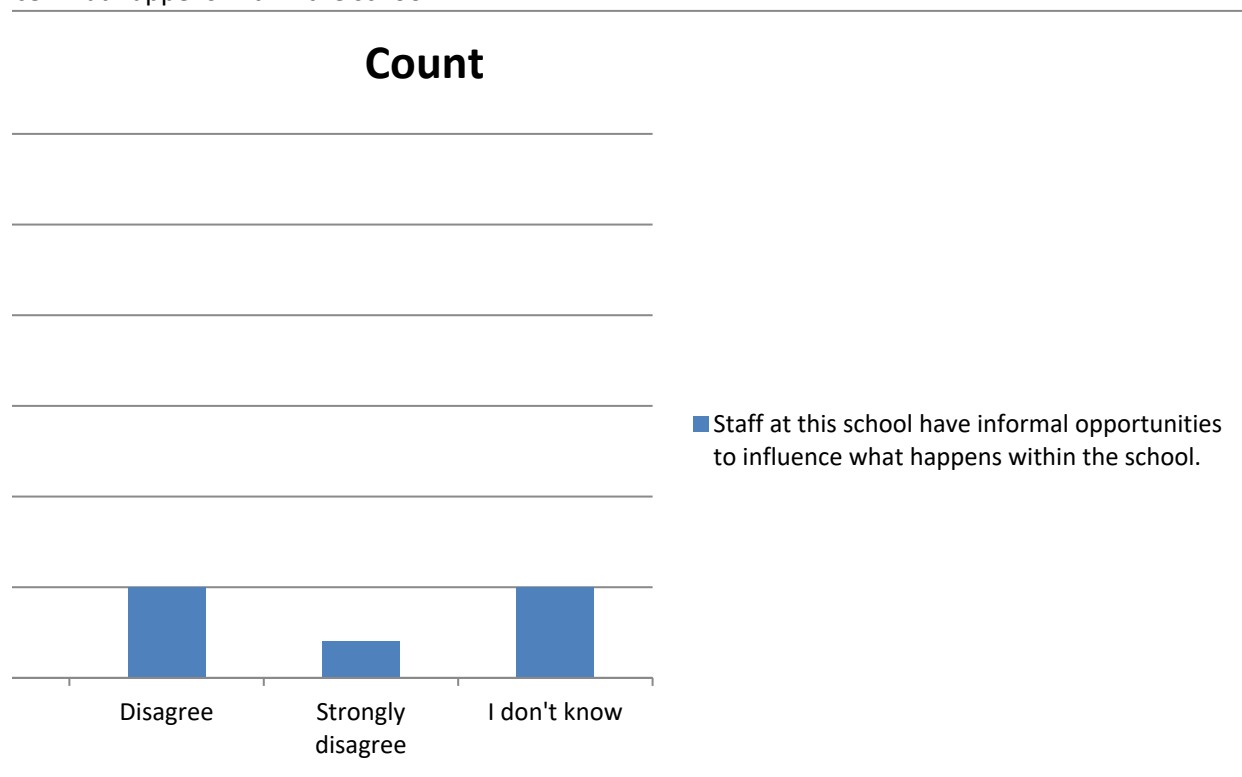


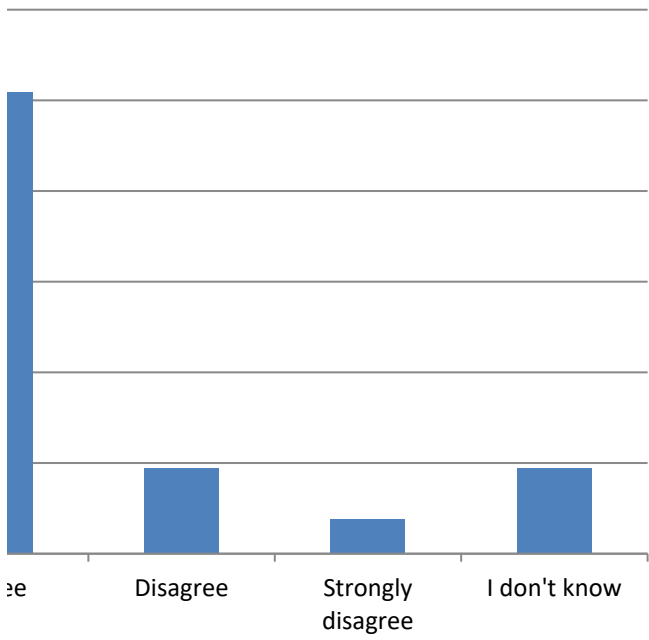


ol.

· Excel, to change the chart type.
C) or "Switch Plot" (Mac) in the chart tools

ce what happens within the school.





■ Staff at this school have informal opportunities to influence what happens within the school.

Summary of Staff get recognized for doing a good job.

Categorical Summary

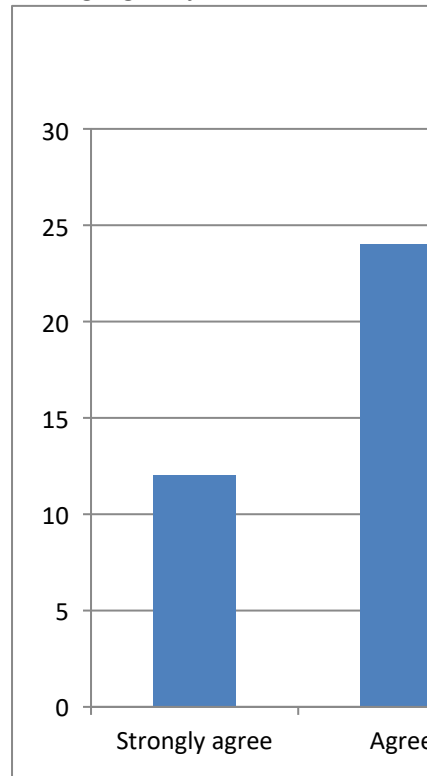
Sample Size Number of Distinct Categories

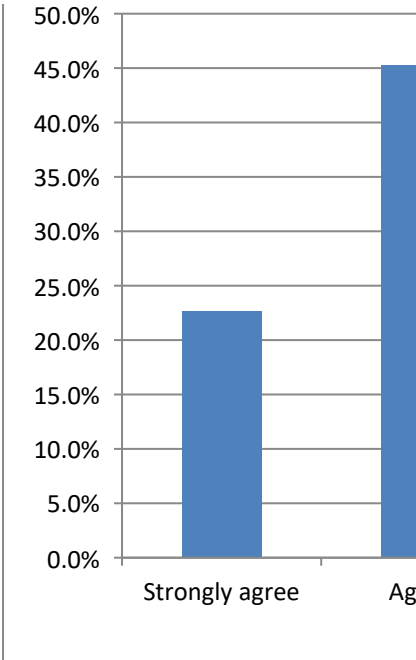
53 of 53 5

Staff get re	Count	Percent of	Confidence Interval (Percent of Data)
Strongly ag	12	22.6%	13.5% to 35.5%
Agree	24	45.3%	32.7% to 58.5%
Disagree	9	17.0%	9.2% to 29.2%
Strongly di:	4	7.5%	3.0% to 17.9%
I don't know	4	7.5%	3.0% to 17.9%

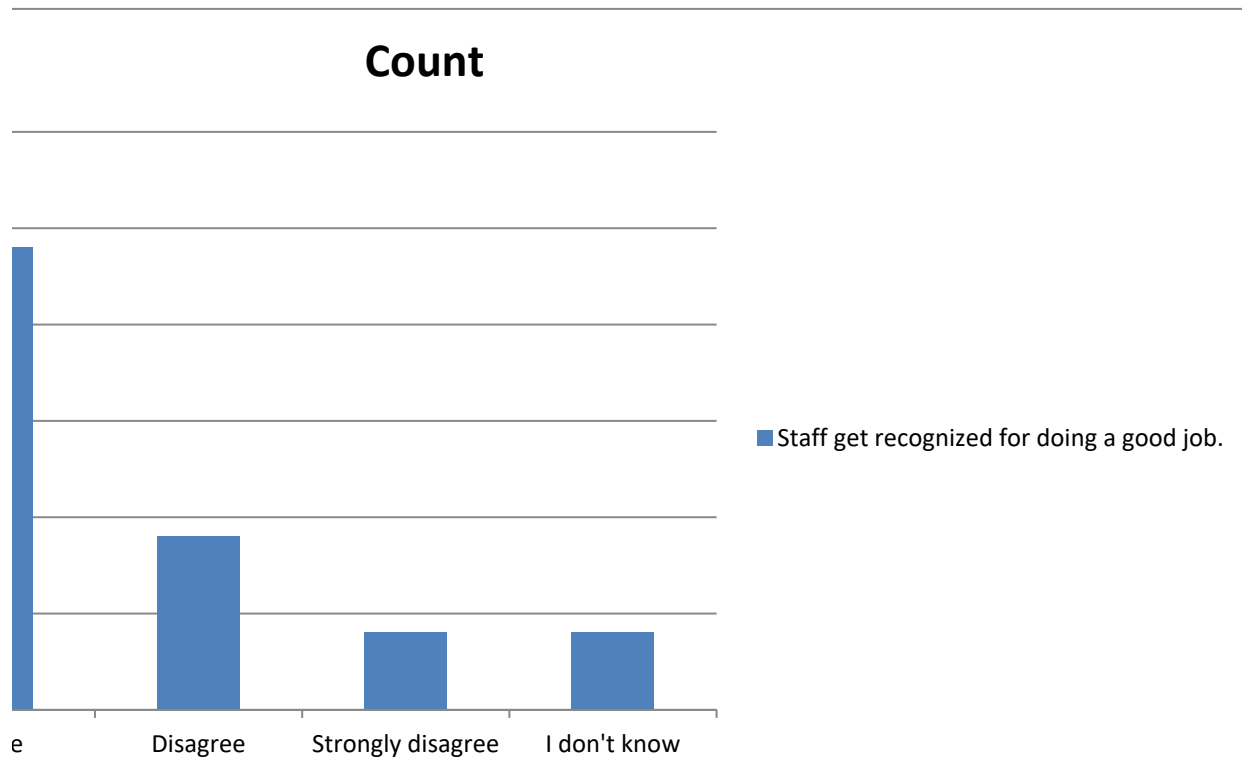
Select a chart and choose "Clustered Column", "100% Stacked Column", or "Pie" chart in Powerpoint or To create a correct "100% Stacked Column" chart, choose the chart then click "Switch Row/Column" (PC

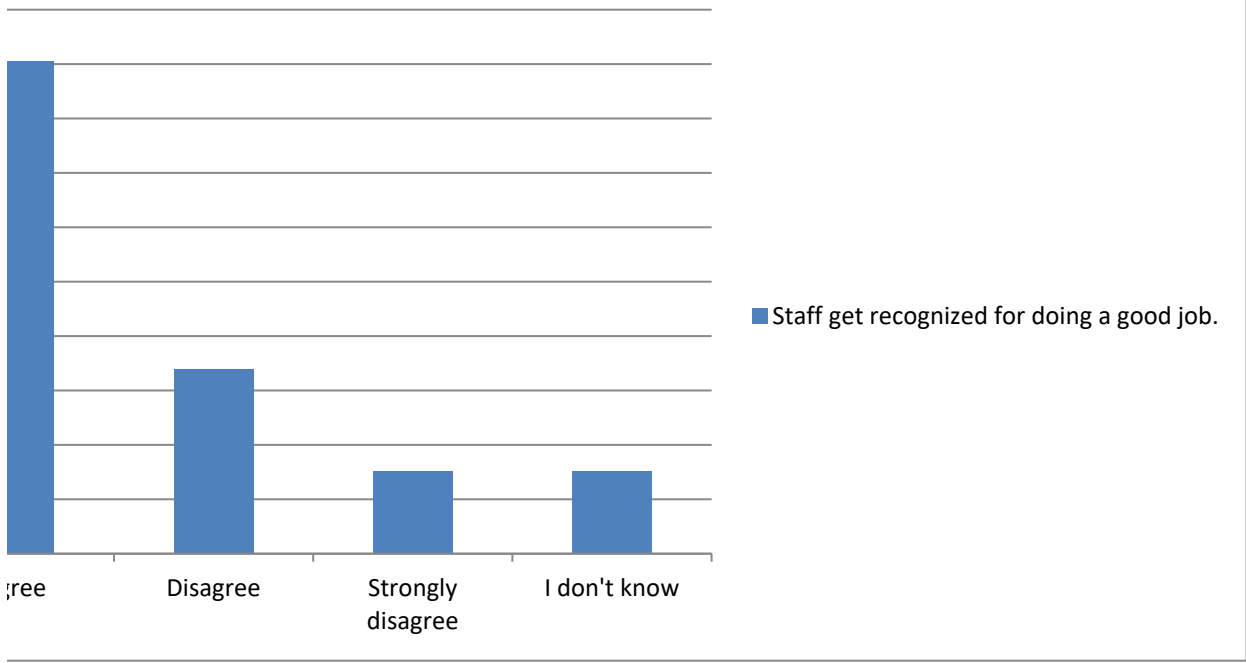
Count	Staff get re	Percent	Staff get recognized for doing a good job.
Strongly ag	12	Strongly ag	22.6%
Agree	24	Agree	45.3%
Disagree	9	Disagree	17.0%
Strongly di:	4	Strongly di:	7.5%
I don't know	4	I don't know	7.5%





· Excel, to change the chart type.
C) or "Switch Plot" (Mac) in the chart tools





Summary of Members of our school staff work to create a safe and welcoming environment for all stud

Categorical Summary

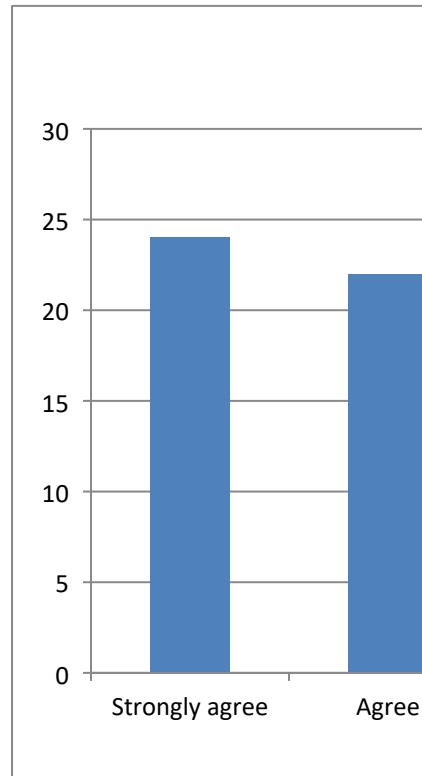
Sample Size Number of Distinct Categories

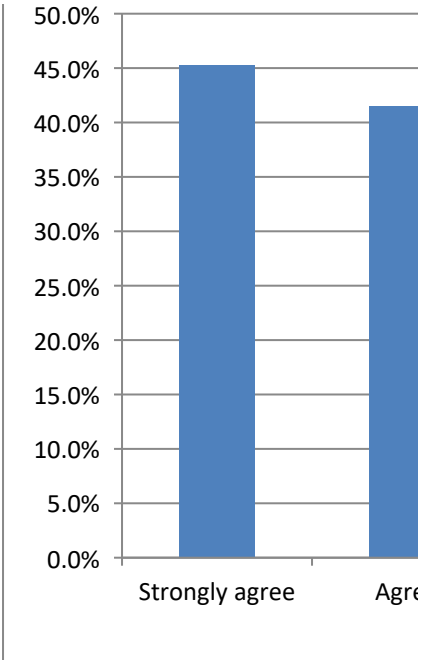
53 of 53 5

Members c	Count	Percent of	Confidence Interval (Percent of Data)
Strongly ag	24	45.3%	32.7% to 58.5%
Agree	22	41.5%	29.3% to 54.9%
Disagree	2	3.8%	1.0% to 12.8%
Strongly di:	3	5.7%	1.9% to 15.4%
I don't know	2	3.8%	1.0% to 12.8%

Select a chart and choose "Clustered Column", "100% Stacked Column", or "Pie" chart in Powerpoint or To create a correct "100% Stacked Column" chart, choose the chart then click "Switch Row/Column" (PC

Count	Members c	Percent	Members of our school staff work to create a safe and we
Strongly ag	24	Strongly ag 45.3%	
Agree	22	Agree 41.5%	
Disagree	2	Disagree 3.8%	
Strongly di:	3	Strongly di: 5.7%	
I don't know	2	I don't know 3.8%	

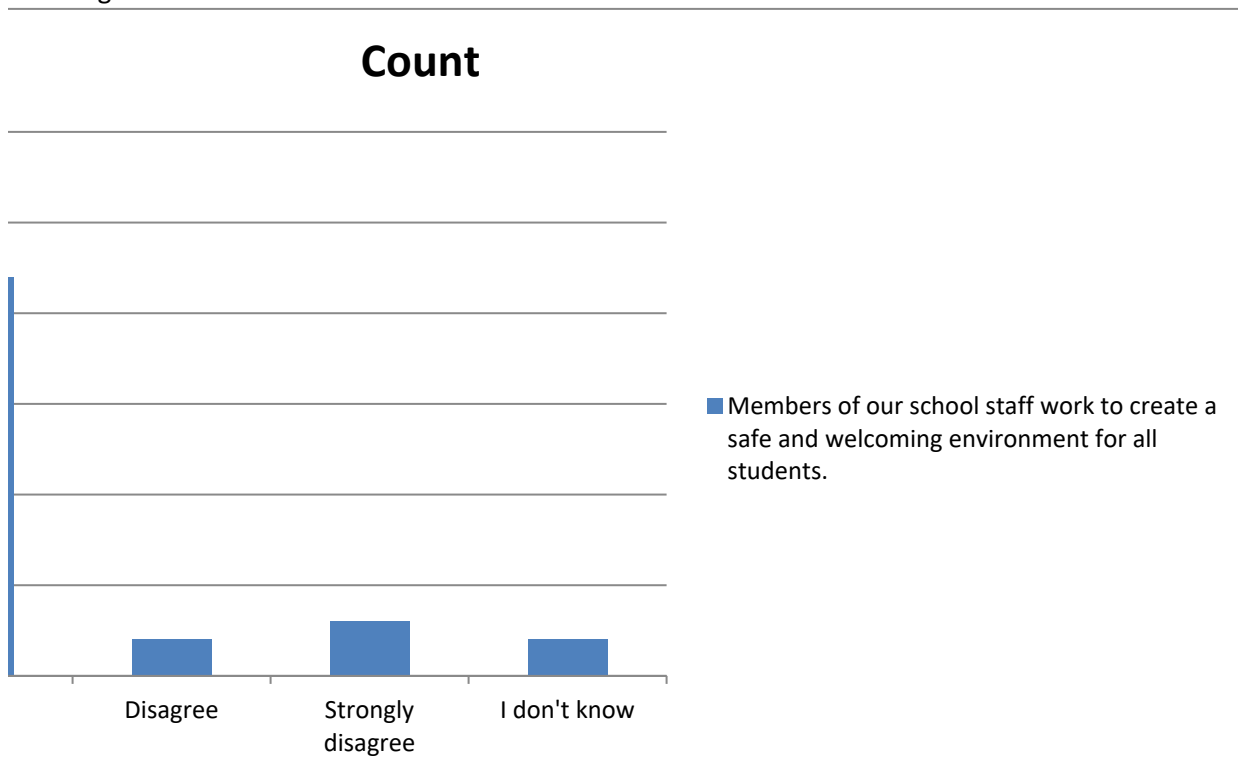




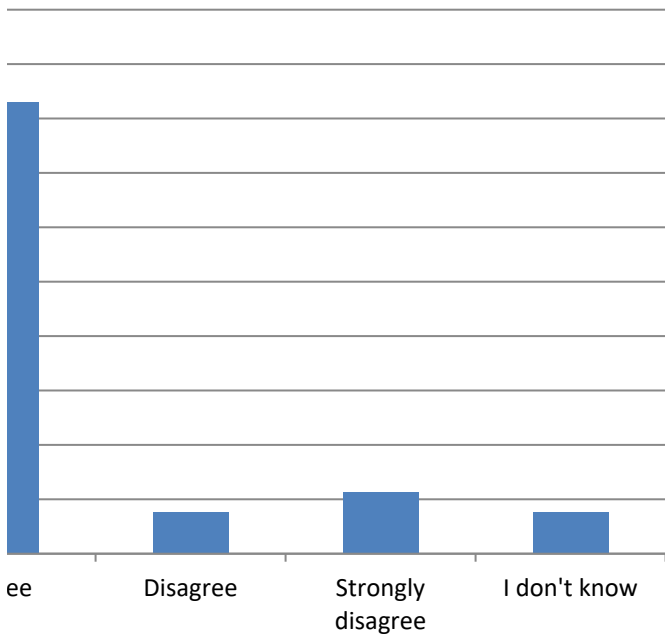
ents.

· Excel, to change the chart type.
C) or "Switch Plot" (Mac) in the chart tools

Welcoming environment for all students.



Percent



■ Members of our school staff work to create a safe and welcoming environment for all students.

Summary of I feel like I belong.



Categorical Summary


Sample Size: 53 of 53
 Average: 3.169811
 Median: 3
 Number of Distinct Categories: 4

Recode	I feel like I	Count	Percent of	Confidence Interval (Percent of Data)
4	Strongly ag	20	37.7%	25.9% to 51.2%
3	Agree	24	45.3%	32.7% to 58.5%
2	Disagree	7	13.2%	6.5% to 24.8%
1	Strongly di:	2	3.8%	1.0% to 12.8%

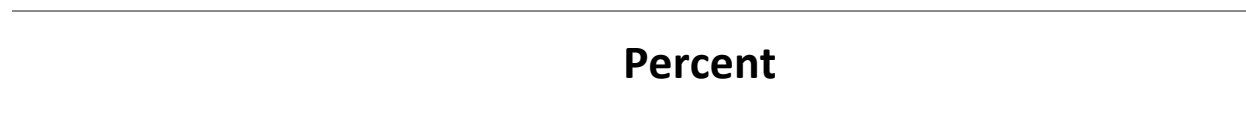
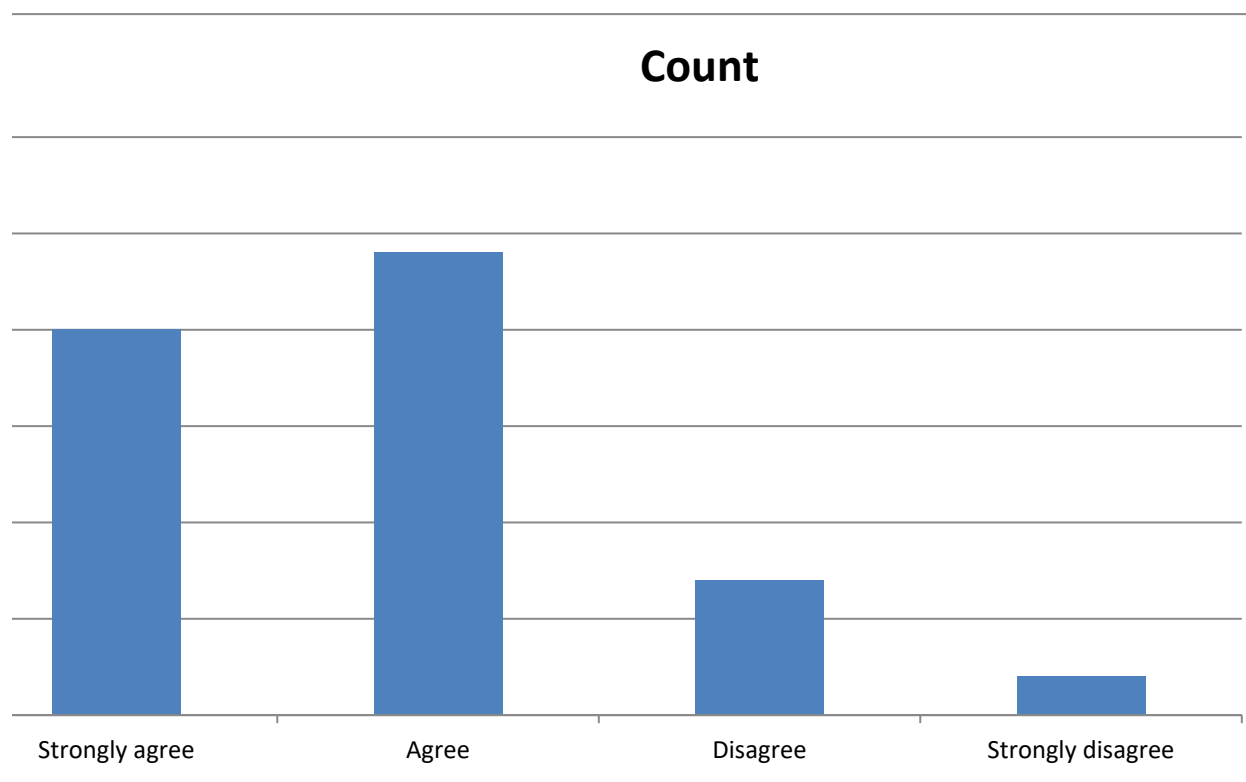
Select a chart and choose "Clustered Column", "100% Stacked Column", or "Pie" chart in Powerpoint or To create a correct "100% Stacked Column" chart, choose the chart then click "Switch Row/Column" (PC

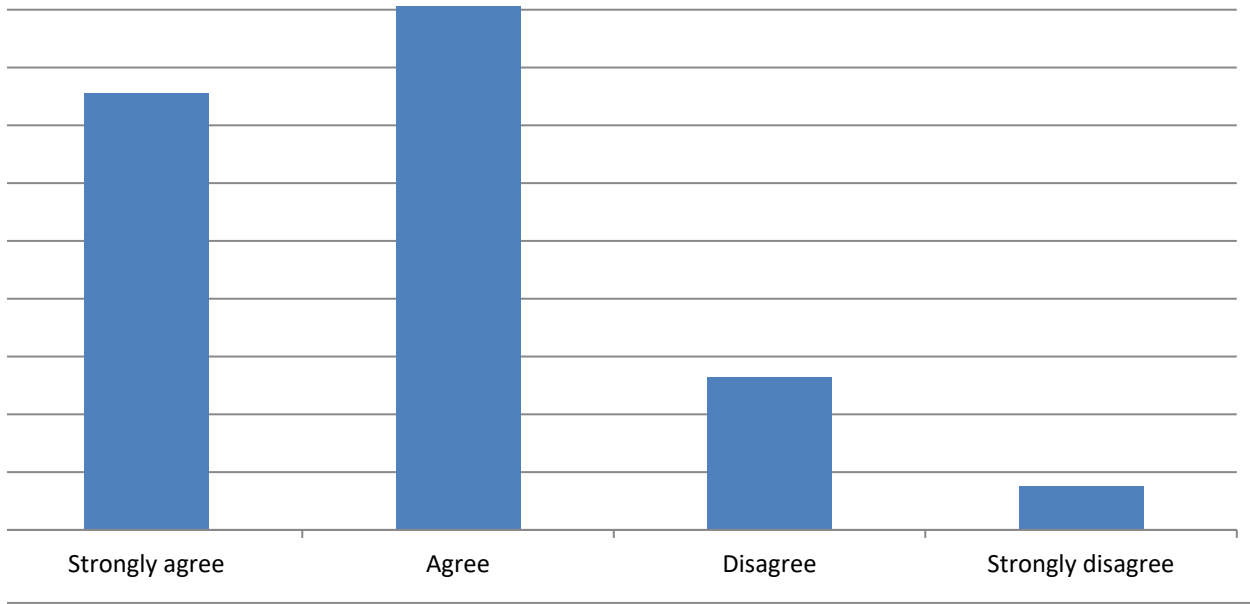
Recode	Count	I feel like I	Percent	I feel like I belong.
4	Strongly ag	20	Strongly ag	37.7%
3	Agree	24	Agree	45.3%
2	Disagree	7	Disagree	13.2%
1	Strongly di:	2	Strongly di:	3.8%





· Excel, to change the chart type.
C) or "Switch Plot" (Mac) in the chart tools





■ I feel like I belong.

■ I feel like I belong.

Summary of I feel safe at this school.

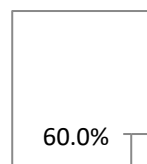

Categorical Summary


Sample Size	Average	Median	Number of Distinct Categories
52 of 52	3.384615	3.5	4

Recode	I feel safe a	Count	Percent of	Confidence Interval (Percent of Data)
4	Strongly ag	26	50.0%	36.9% to 63.1%
3	Agree	21	40.4%	28.2% to 53.9%
2	Disagree	4	7.7%	3.0% to 18.2%
1	Strongly di:	1	1.9%	0.3% to 10.1%

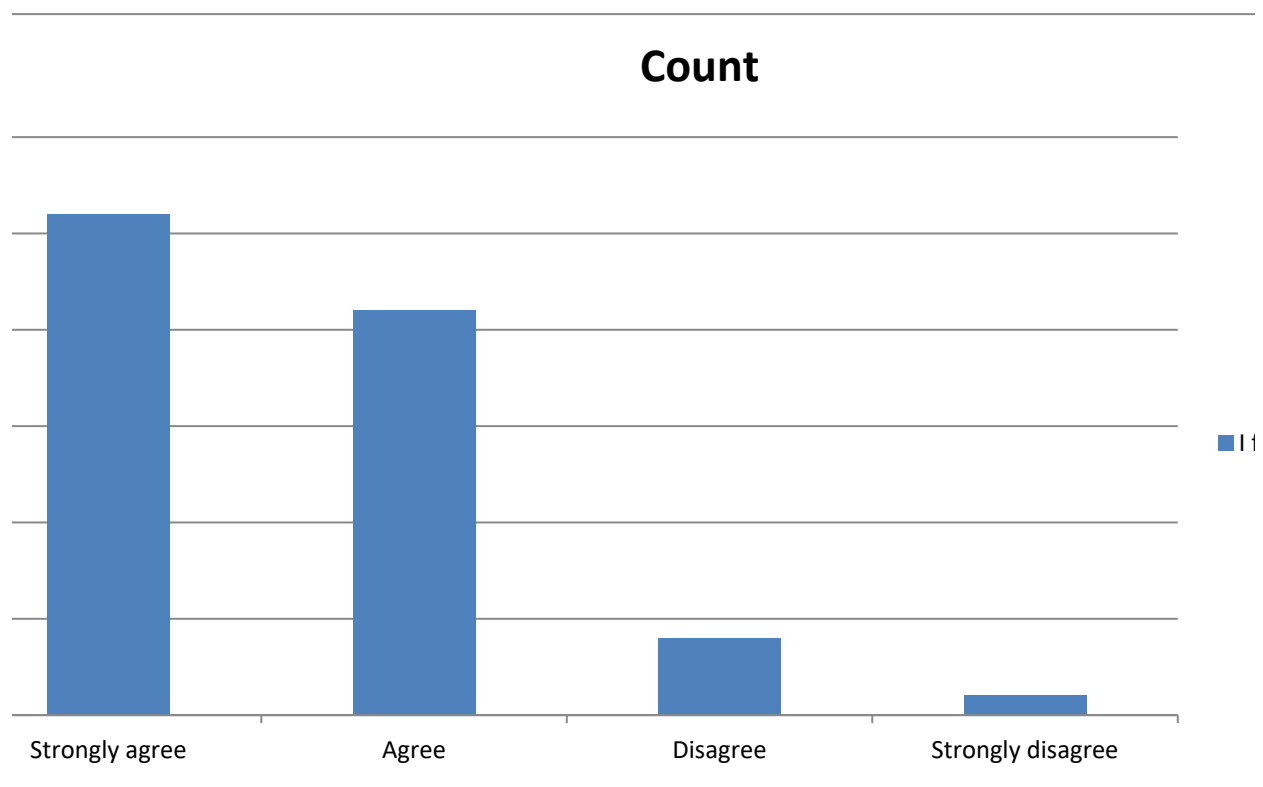
Select a chart and choose "Clustered Column", "100% Stacked Column", or "Pie" chart in Powerpoint or To create a correct "100% Stacked Column" chart, choose the chart then click "Switch Row/Column" (PC

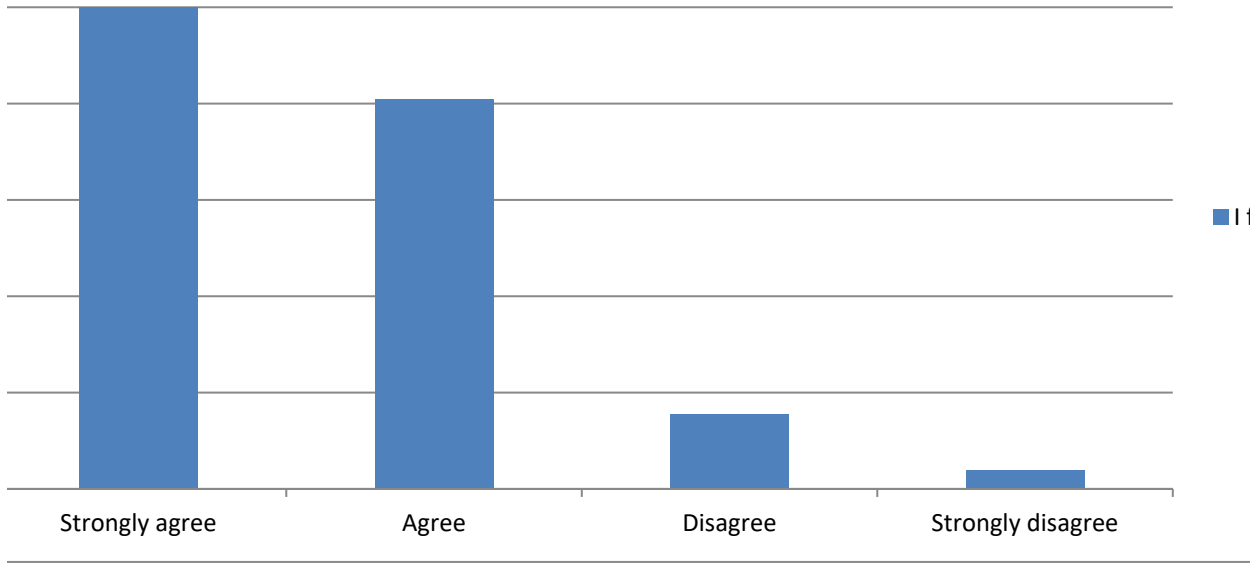
Recode	Count	I feel safe a	Percent	I feel safe at this school.
4	Strongly ag	26	Strongly ag	50.0%
3	Agree	21	Agree	40.4%
2	Disagree	4	Disagree	7.7%
1	Strongly di:	1	Strongly di:	1.9%





· Excel, to change the chart type.
C) or "Switch Plot" (Mac) in the chart tools





feel safe at this school.

feel safe at this school.

Summary of People at this school care about me as person.

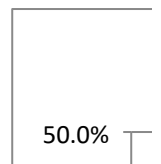
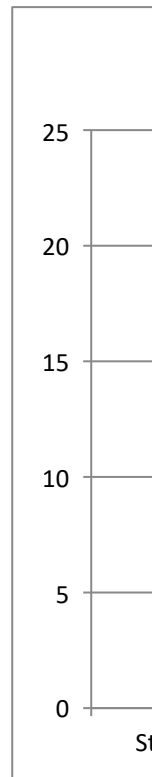
Categorical Summary


Sample Size: 53 of 53
 Average: 3.226415
 Median: 3
 Number of Distinct Categories: 4

Recode	People at t	Count	Percent of	Confidence Interval (Percent of Data)
4	Strongly ag	22	41.5%	29.3% to 54.9%
3	Agree	23	43.4%	31.0% to 56.7%
2	Disagree	6	11.3%	5.3% to 22.6%
1	Strongly di:	2	3.8%	1.0% to 12.8%

Select a chart and choose "Clustered Column", "100% Stacked Column", or "Pie" chart in Powerpoint or To create a correct "100% Stacked Column" chart, choose the chart then click "Switch Row/Column" (PC

Recode	Count	People at t	Percent	People at this school care about m
4	Strongly ag	22	Strongly ag	41.5%
3	Agree	23	Agree	43.4%
2	Disagree	6	Disagree	11.3%
1	Strongly di:	2	Strongly di:	3.8%

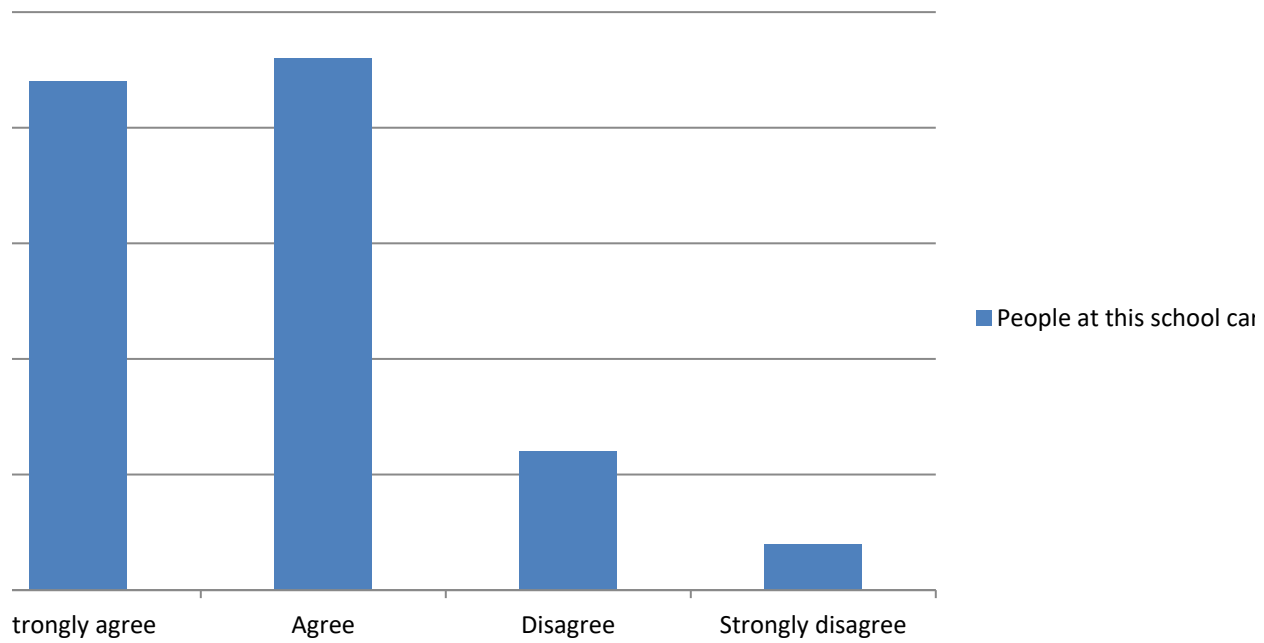




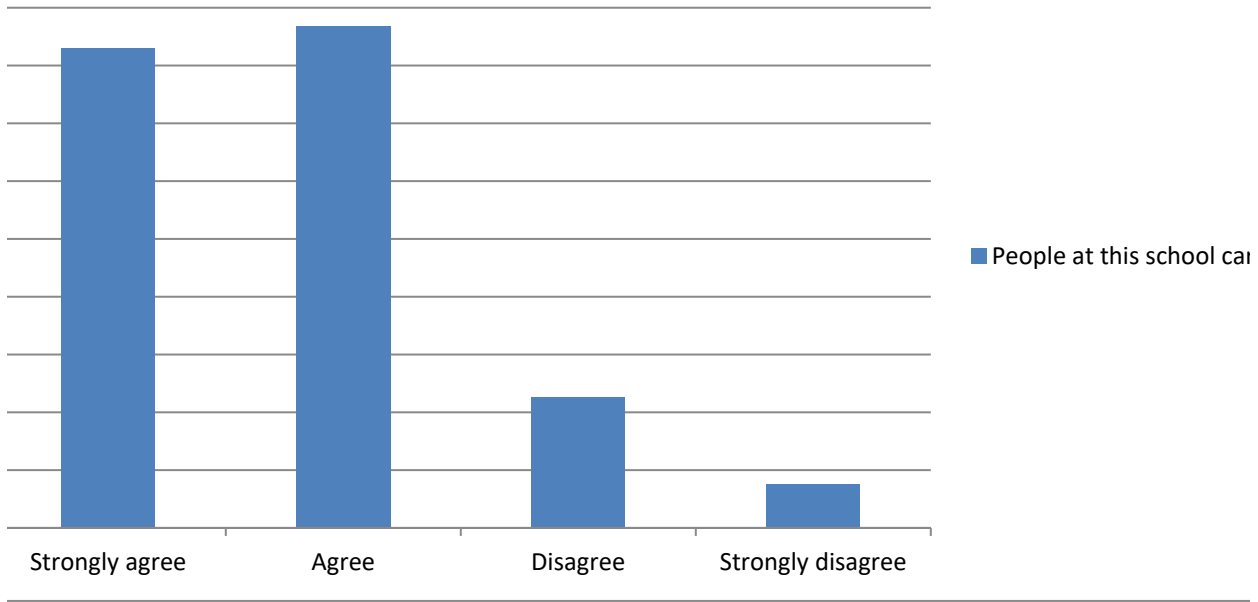
· Excel, to change the chart type.
C) or "Switch Plot" (Mac) in the chart tools

ie as person.

Count



Percent



re about me as person.

re about me as person.

Summary of I am treated equitably at my school.

Categorical Summary


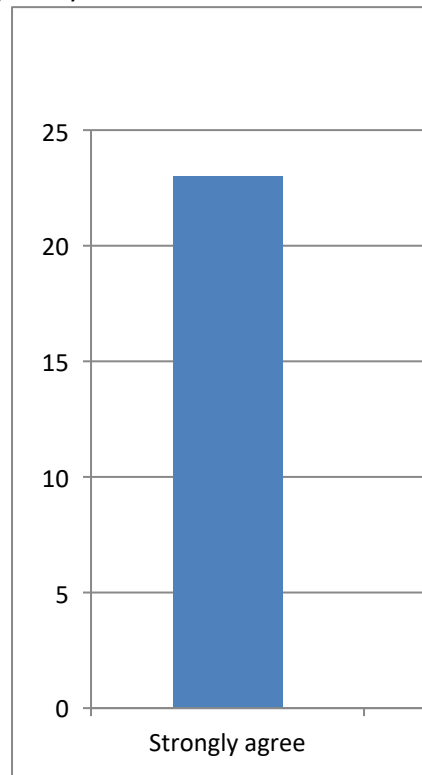
Sample Size Number of Distinct Categories

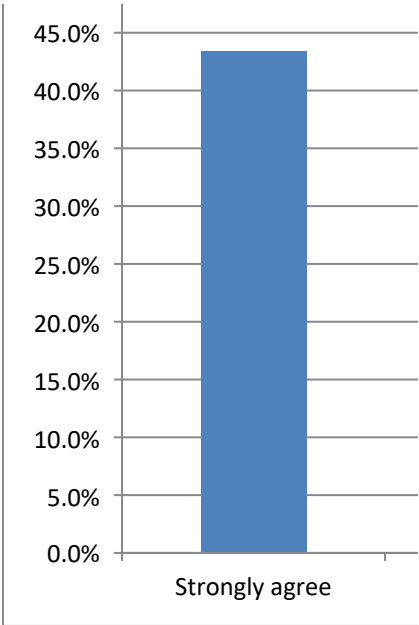
53 of 53 4

I am treat	Count	Percent of	Confidence Interval (Percent of Data)
Strongly ag	23	43.4%	31.0% to 56.7%
Agree	23	43.4%	31.0% to 56.7%
Disagree	5	9.4%	4.1% to 20.3%
Strongly di:	2	3.8%	1.0% to 12.8%


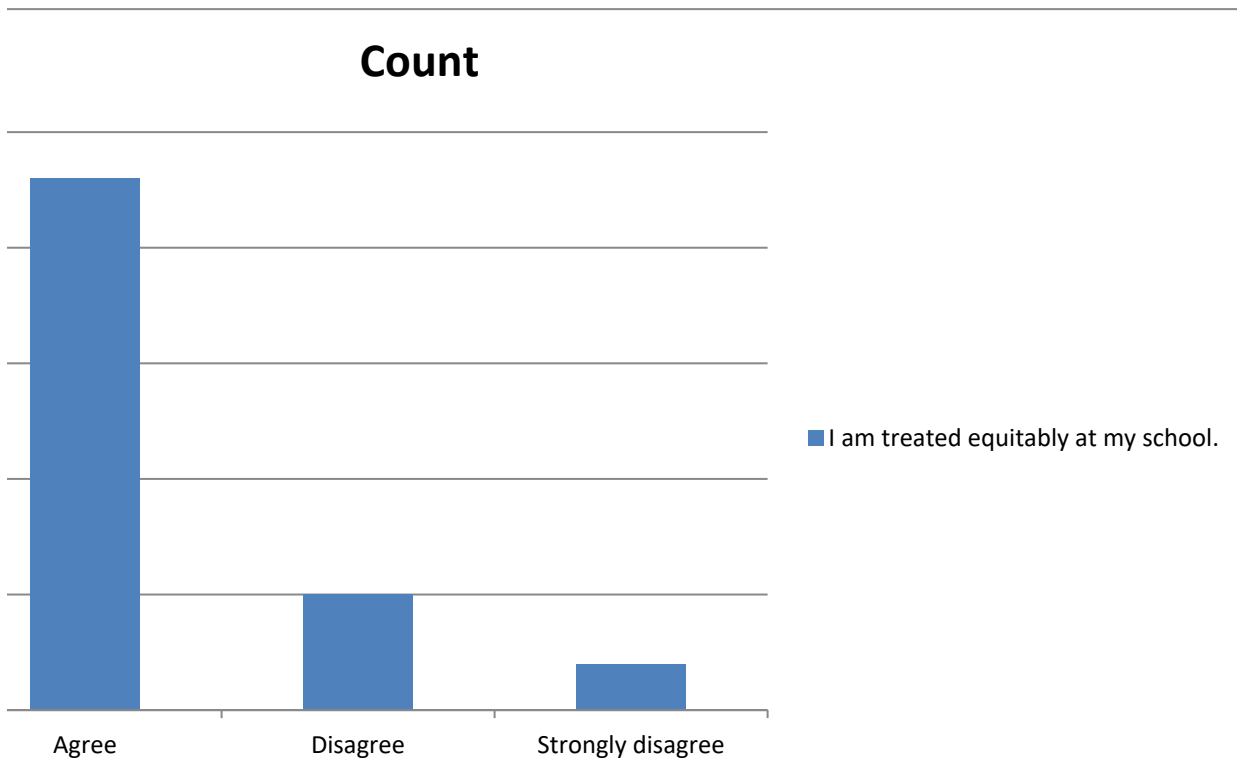
Select a chart and choose "Clustered Column", "100% Stacked Column", or "Pie" chart in Powerpoint or To create a correct "100% Stacked Column" chart, choose the chart then click "Switch Row/Column" (PC

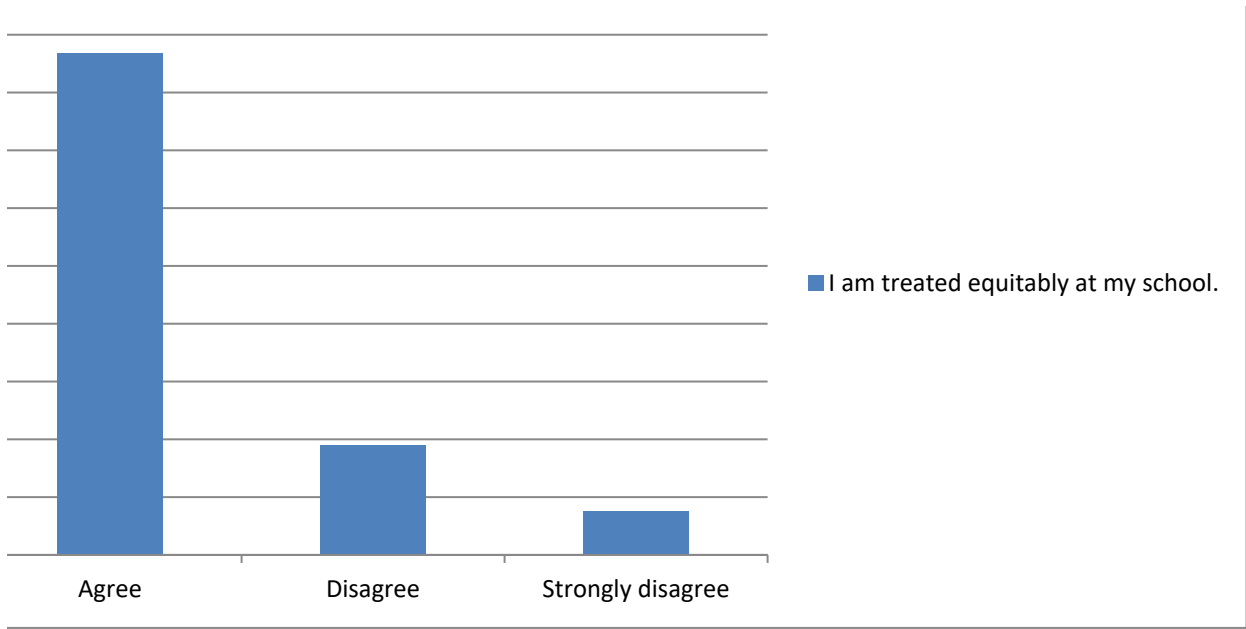
Count	I am treat	Percent	I am treated equitably at my school.
Strongly ag	23	Strongly ag	43.4%
Agree	23	Agree	43.4%
Disagree	5	Disagree	9.4%
Strongly di:	2	Strongly di:	3.8%





· Excel, to change the chart type.
C) or "Switch Plot" (Mac) in the chart tools





Summary of I feel comfortable discussing concerns with a supervisor.

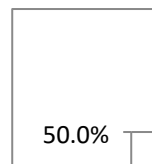
Categorical Summary


Sample Size	Average	Median	Number of Distinct Categories
53 of 53	3.226415	3	4

Recode	I feel comfr	Count	Percent of	Confidence Interval (Percent of Data)
4	Strongly ag	23	43.4%	31.0% to 56.7%
3	Agree	22	41.5%	29.3% to 54.9%
2	Disagree	5	9.4%	4.1% to 20.3%
1	Strongly di:	3	5.7%	1.9% to 15.4%

Select a chart and choose "Clustered Column", "100% Stacked Column", or "Pie" chart in Powerpoint or To create a correct "100% Stacked Column" chart, choose the chart then click "Switch Row/Column" (PC

Recode	Count	I feel comfr	Percent	I feel comfortable discussing conce
4	Strongly ag	23	Strongly ag	43.4%
3	Agree	22	Agree	41.5%
2	Disagree	5	Disagree	9.4%
1	Strongly di:	3	Strongly di:	5.7%

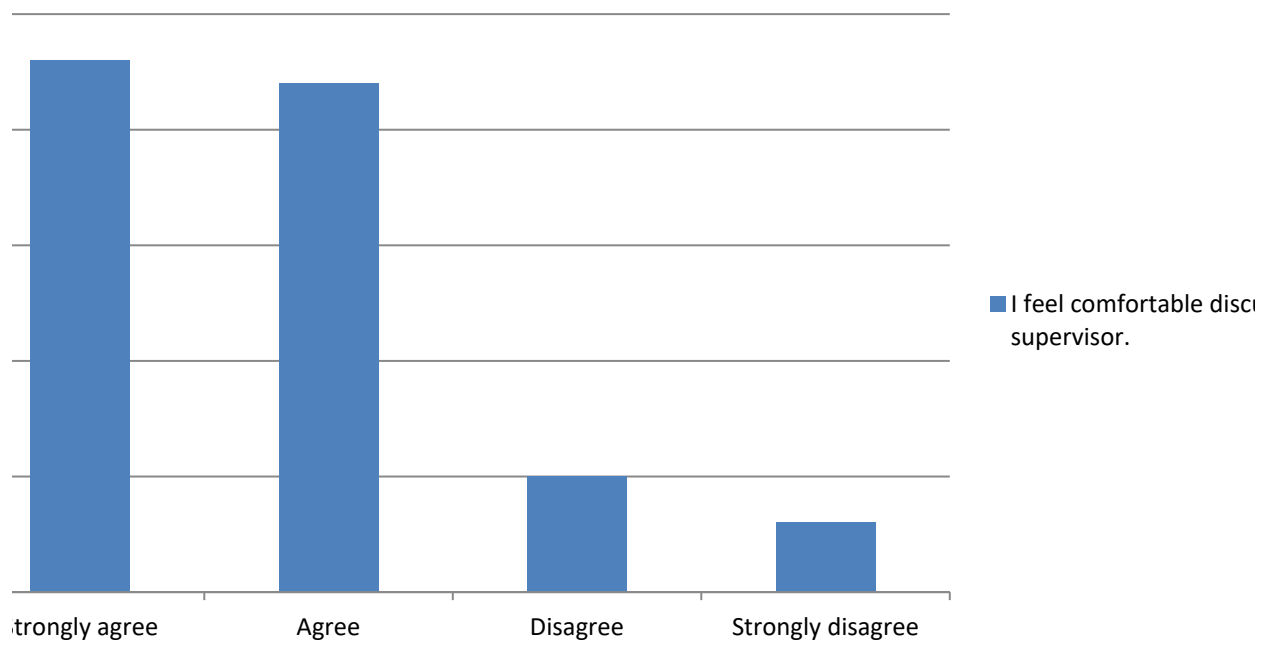




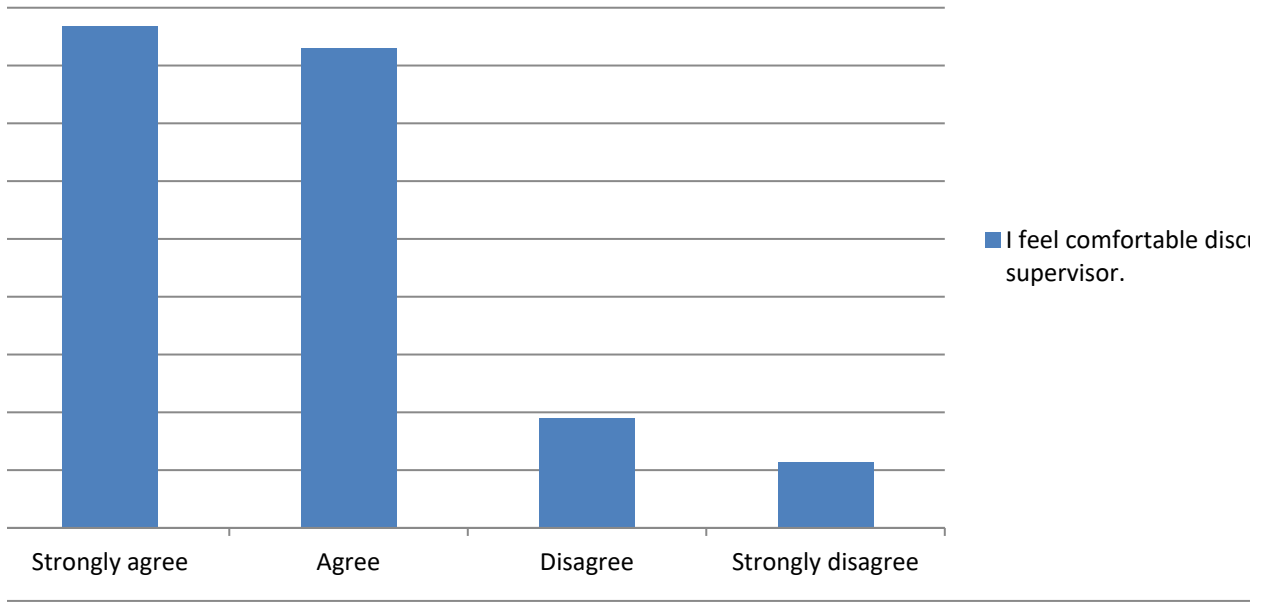
· Excel, to change the chart type.
C) or "Switch Plot" (Mac) in the chart tools

erns with a supervisor.

Count



Percent



ussing concerns with a

ussing concerns with a

Summary of I feel safe to report workplace harassment.


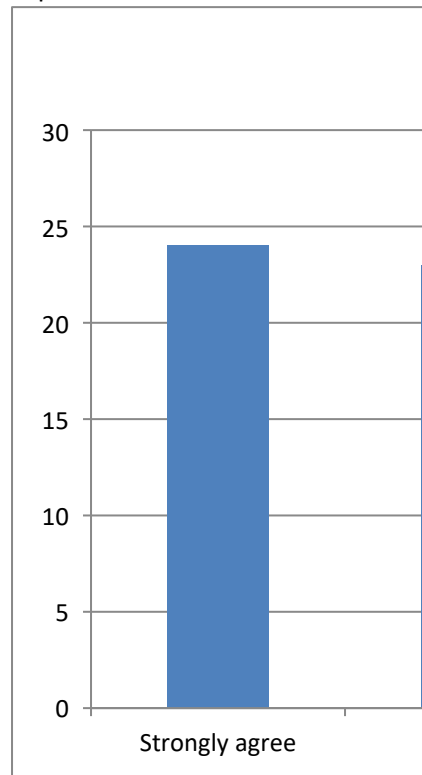
Categorical Summary

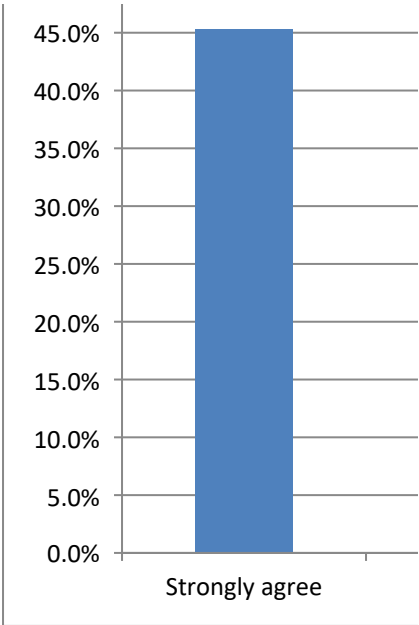
Sample Size Number of Distinct Categories
 53 of 53 4

I feel safe t	Count	Percent of	Confidence Interval (Percent of Data)
Strongly ag	24	45.3%	32.7% to 58.5%
Agree	23	43.4%	31.0% to 56.7%
Disagree	4	7.5%	3.0% to 17.9%
Strongly di:	2	3.8%	1.0% to 12.8%


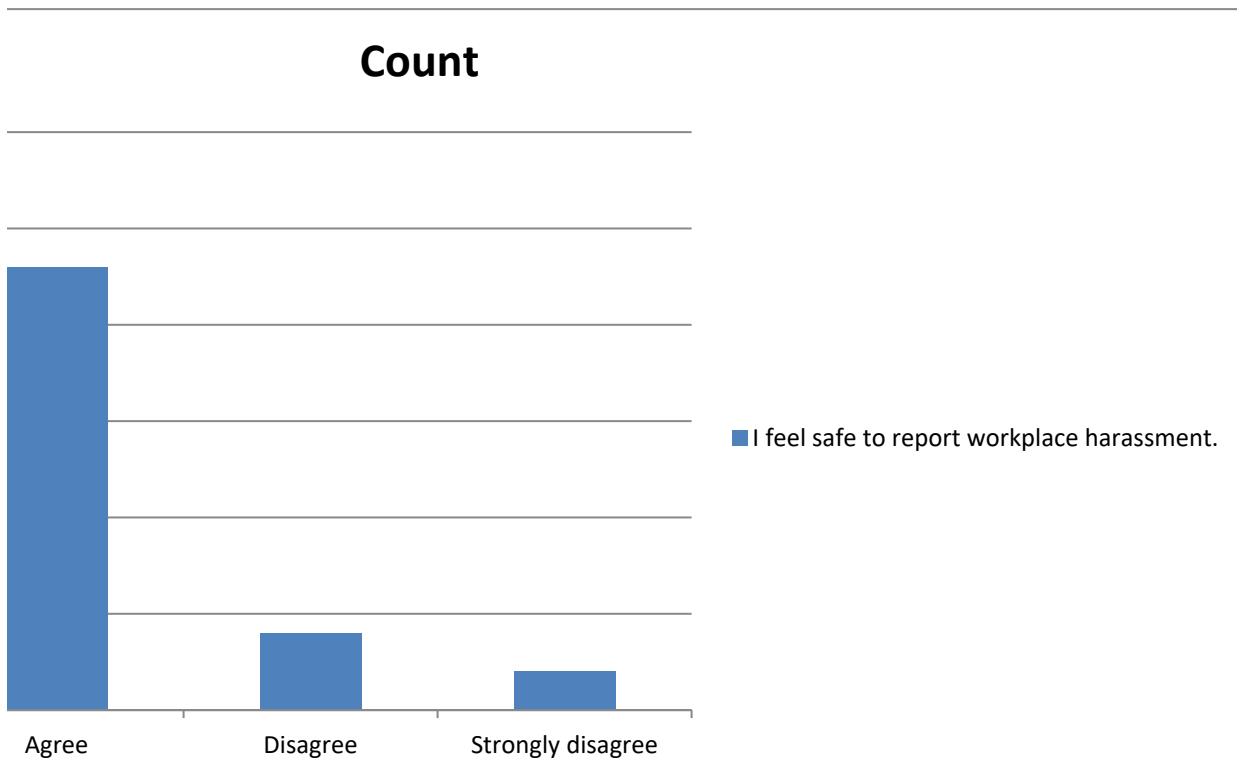
Select a chart and choose "Clustered Column", "100% Stacked Column", or "Pie" chart in Powerpoint or To create a correct "100% Stacked Column" chart, choose the chart then click "Switch Row/Column" (PC

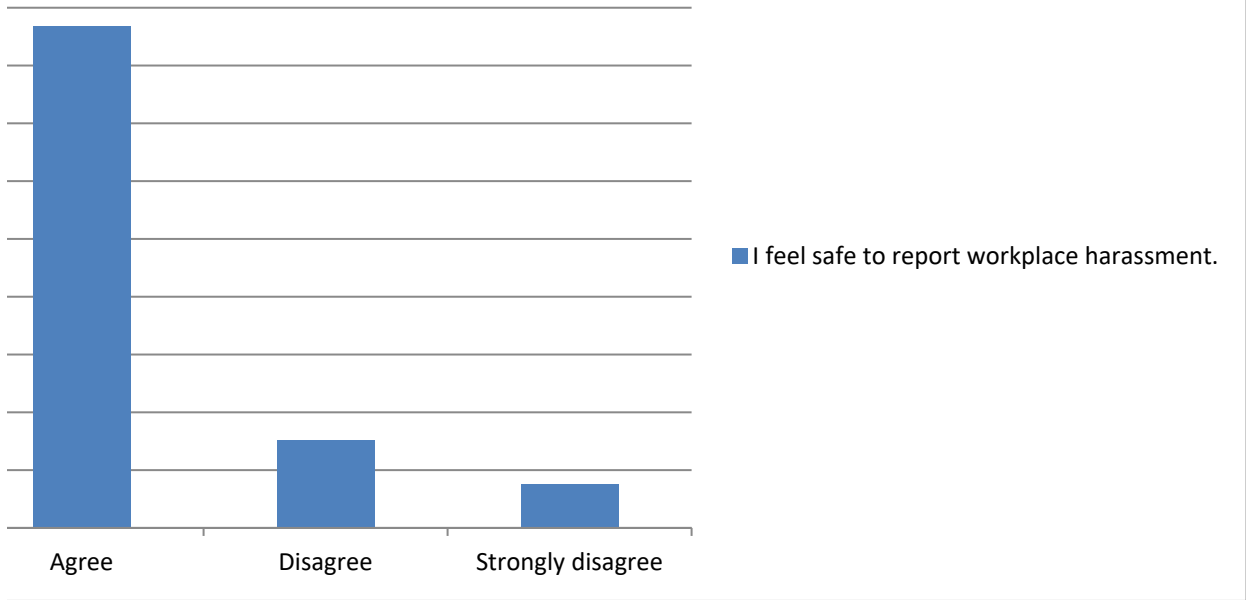
Count	I feel safe t	Percent	I feel safe to report workplace harassment.
Strongly ag	24	Strongly ag 45.3%	
Agree	23	Agree 43.4%	
Disagree	4	Disagree 7.5%	
Strongly di:	2	Strongly di: 3.8%	





· Excel, to change the chart type.
C) or "Switch Plot" (Mac) in the chart tools





Summary of I feel comfortable managing student behavior at my school.

Categorical Summary

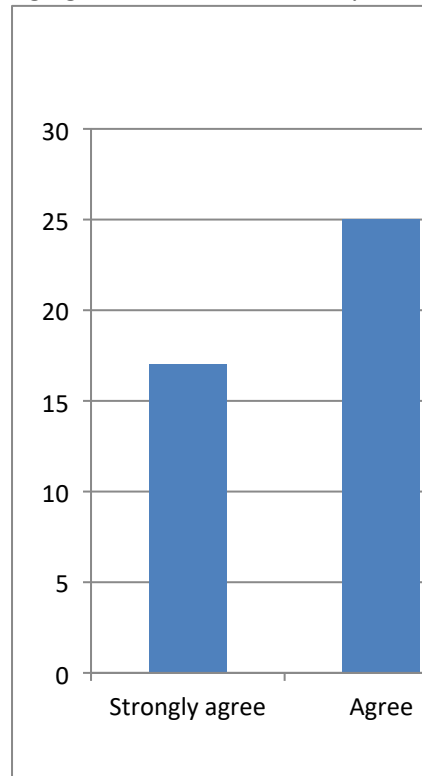
Sample Size Number of Distinct Categories

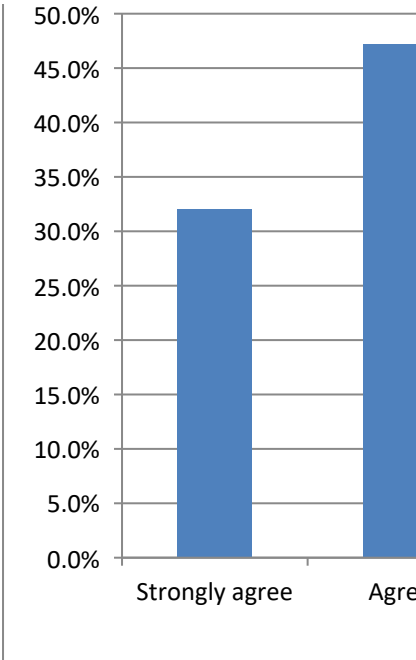
53 of 53 5

I feel comf	Count	Percent of	Confidence Interval (Percent of Data)
Strongly ag	17	32.1%	21.1% to 45.5%
Agree	25	47.2%	34.4% to 60.3%
Disagree	5	9.4%	4.1% to 20.3%
Strongly di:	2	3.8%	1.0% to 12.8%
Not applica	4	7.5%	3.0% to 17.9%

Select a chart and choose "Clustered Column", "100% Stacked Column", or "Pie" chart in Powerpoint or To create a correct "100% Stacked Column" chart, choose the chart then click "Switch Row/Column" (PC

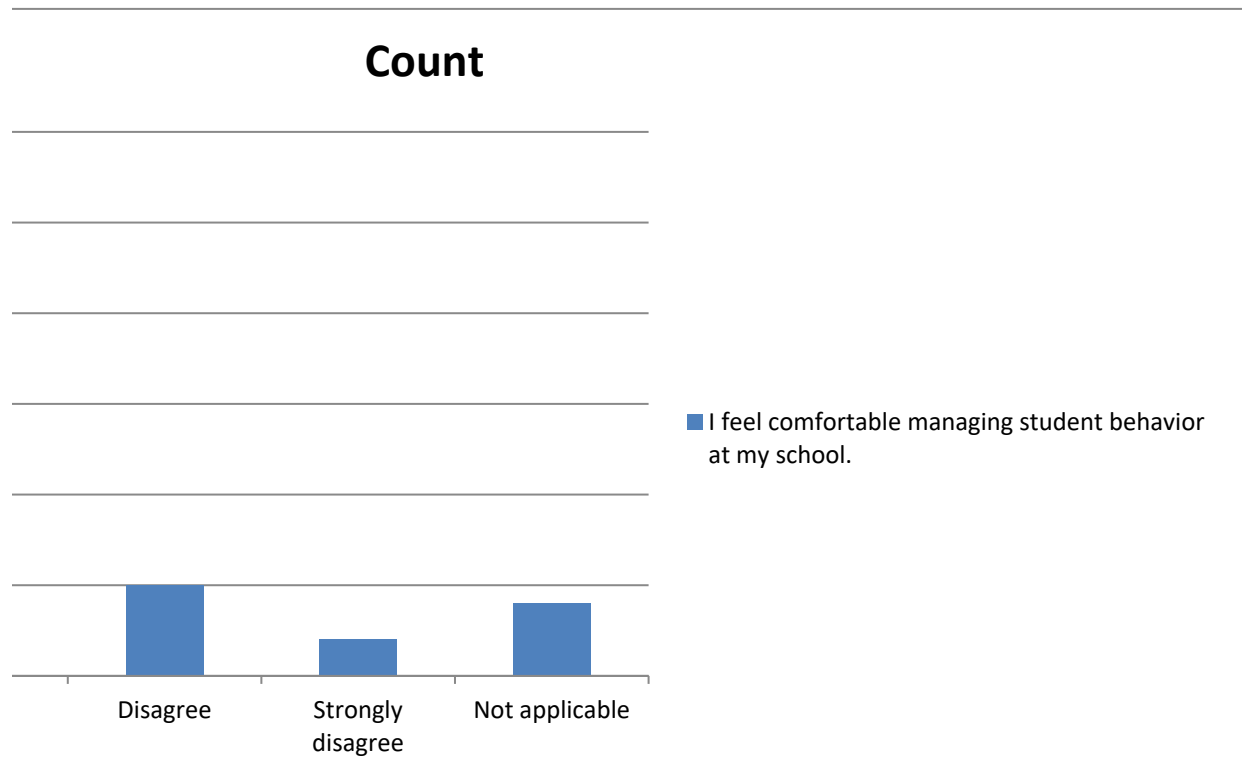
Count	I feel comf	Percent	I feel comfortable managing student behavior at my scho
Strongly ag	17	Strongly ag	32.1%
Agree	25	Agree	47.2%
Disagree	5	Disagree	9.4%
Strongly di:	2	Strongly di:	3.8%
Not applica	4	Not applica	7.5%

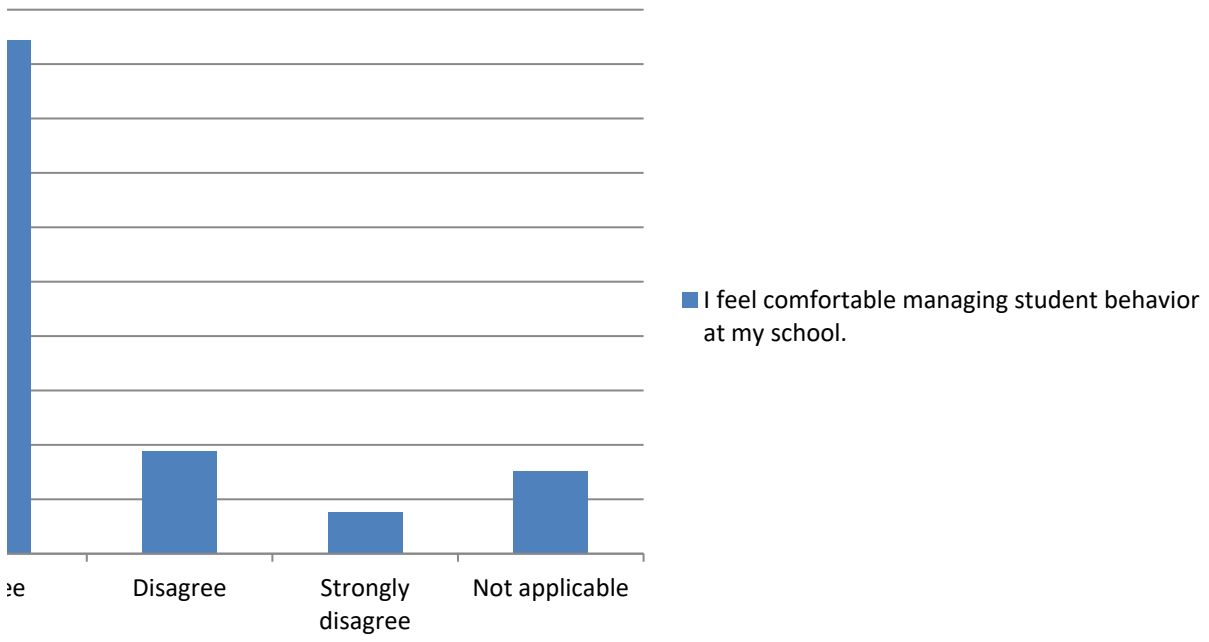




· Excel, to change the chart type.
C) or "Switch Plot" (Mac) in the chart tools

ol.





Summary of School staff are teased or picked on for any of the following:



Select a chart and choose "Clustered Column", "100% Stacked Column", or "Pie" chart in Powerpoint or

Col %

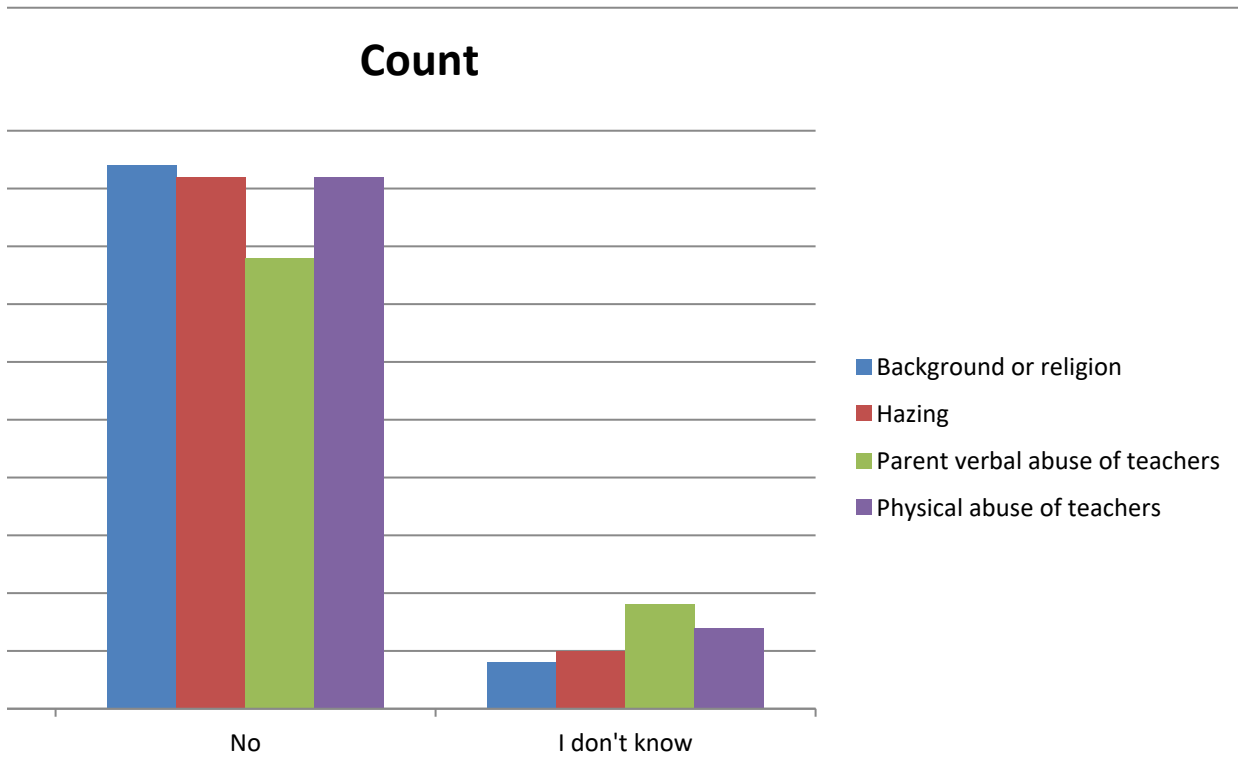
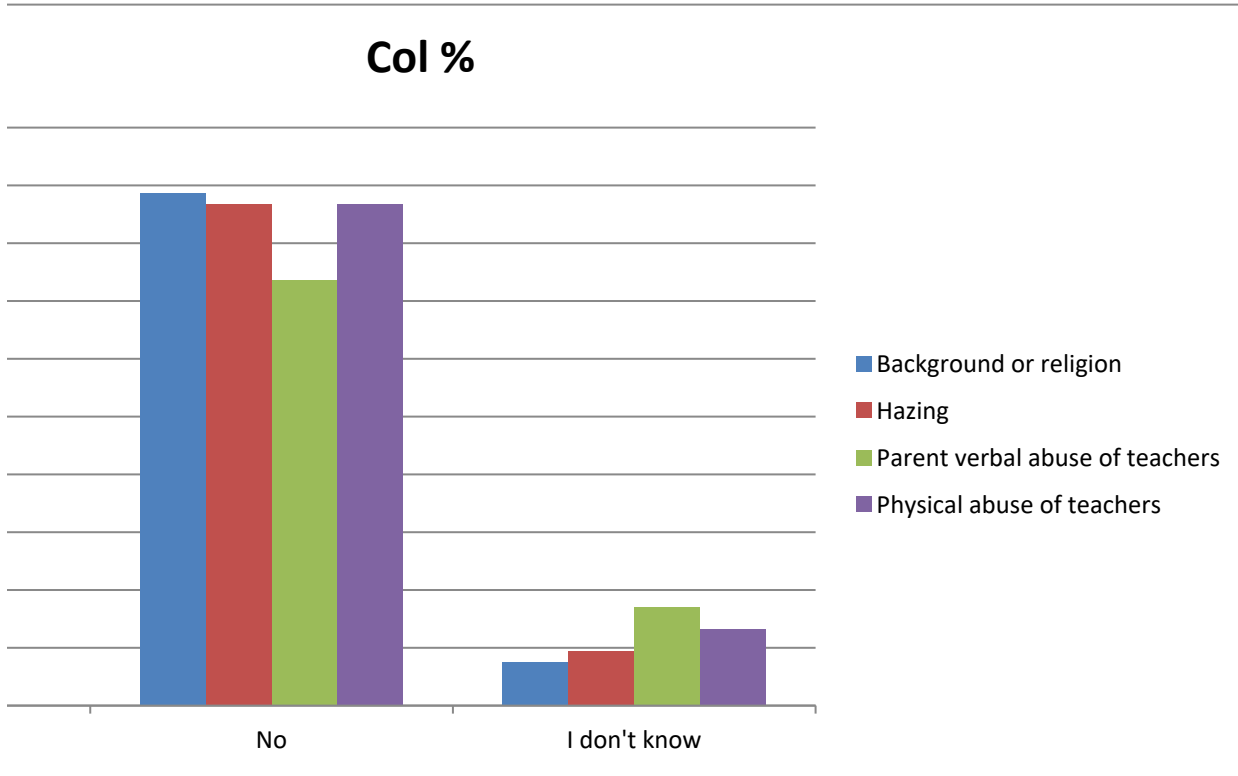
	Background	Hazing	Parent vert	Physical abuse of teach
Yes	3.8%	3.8%	9.4%	0.0%
No	88.7%	86.8%	73.6%	86.8%
I don't know	7.5%	9.4%	17.0%	13.2%

Count

	Background	Hazing	Parent vert	Physical abuse of teach
Yes	2	2	5	0
No	47	46	39	46
I don't know	4	5	9	7



· Excel, to change the chart type.



Summary of School staff are teased or picked on for any of the following:

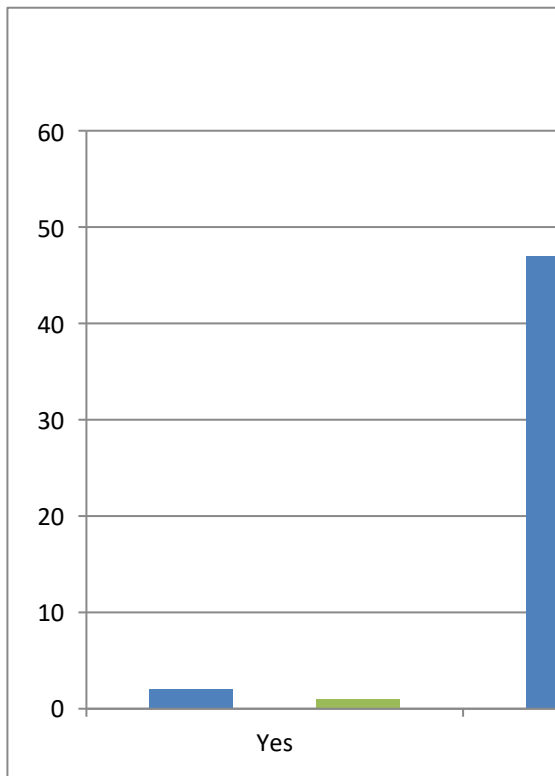

Select a chart and choose "Clustered Column", "100% Stacked Column", or "Pie" chart in Powerpoint or

Col %

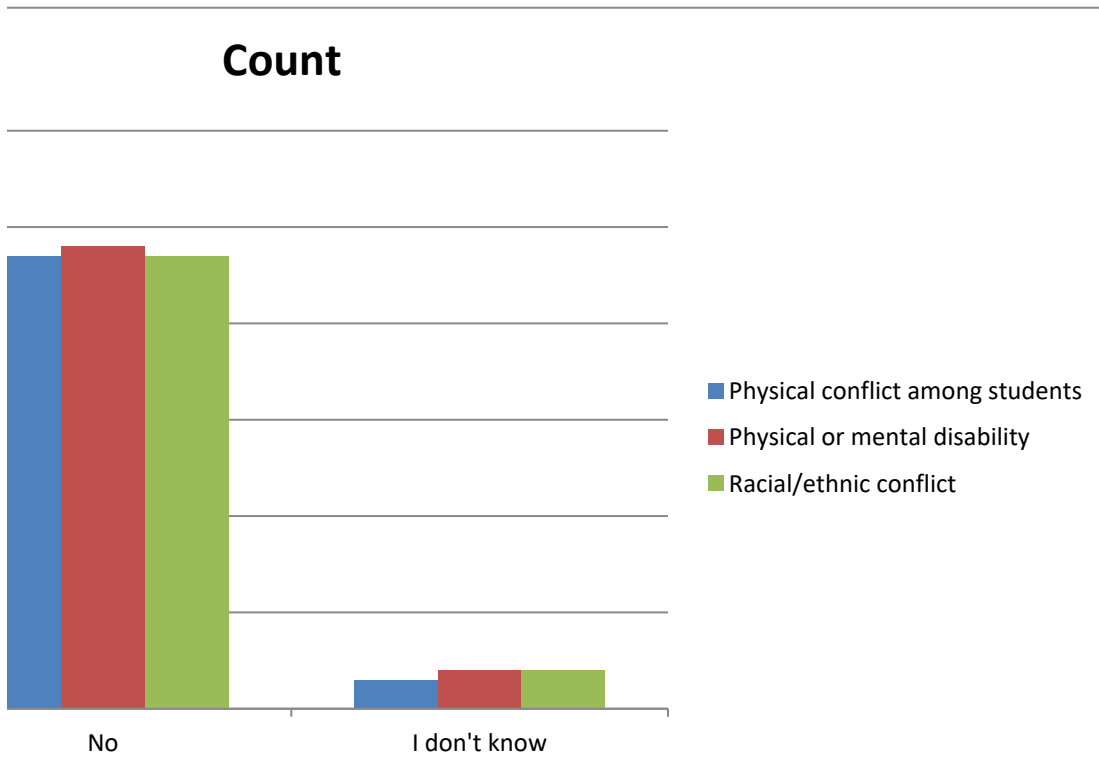
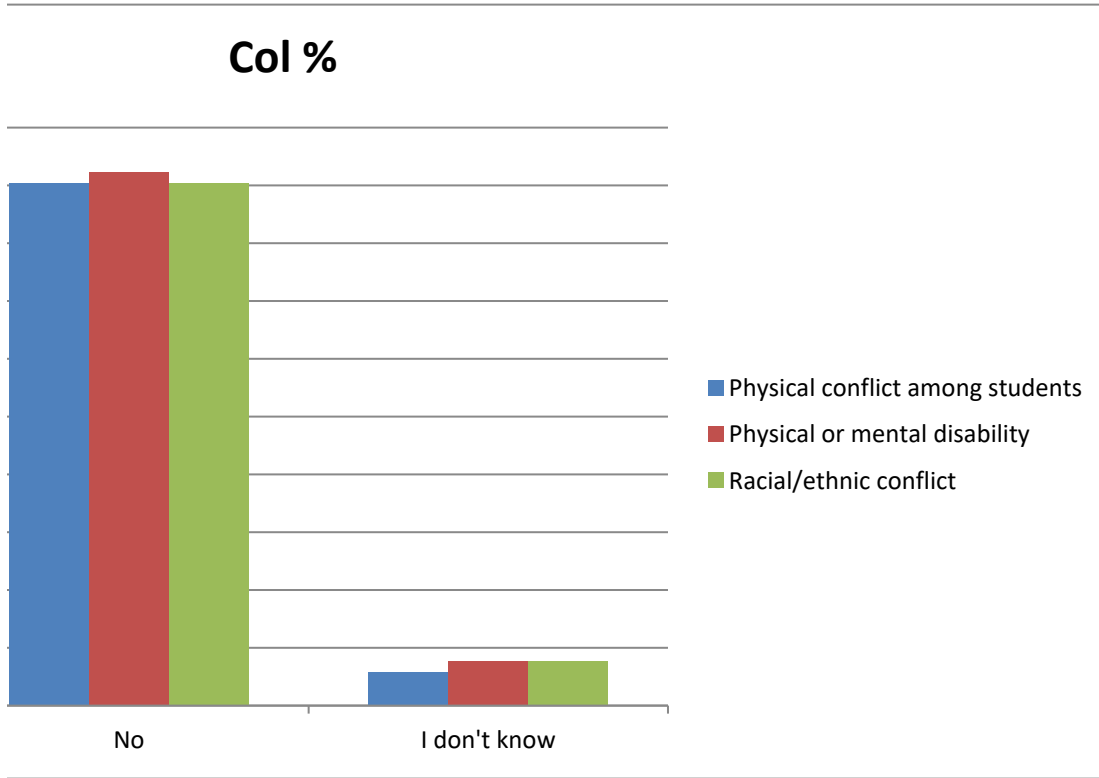
	Physical co	Physical or	Racial/ethnic conflict
Yes	3.8%	0.0%	1.9%
No	90.4%	92.3%	90.4%
I don't know	5.8%	7.7%	7.7%

Count

	Physical co	Physical or	Racial/ethnic conflict
Yes	2	0	1
No	47	48	47
I don't know	3	4	4



· Excel, to change the chart type.



Summary of The majority of the time while at work I feel:

Variable	Count	Average	Median
Angry	53	1.08	1.0
Anxious	53	1.21	1.0
Appreciate	53	1.68	2.0
Competent	53	1.91	2.0
Total	212	1.47	1.0


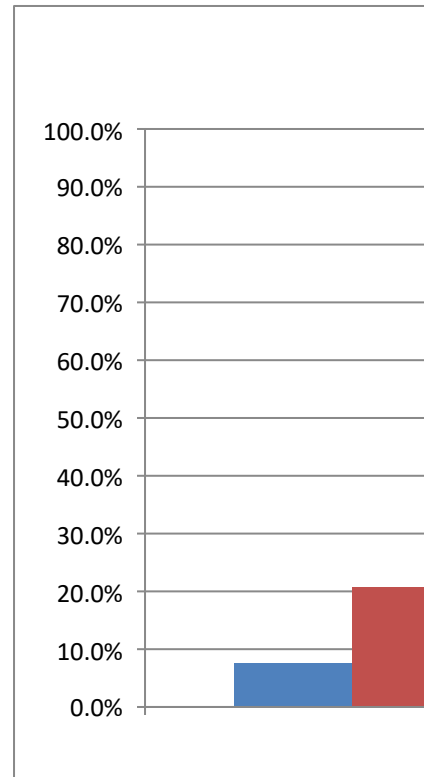
Select a chart and choose "Clustered Column", "100% Stacked Column", or "Pie" chart in Powerpoint or

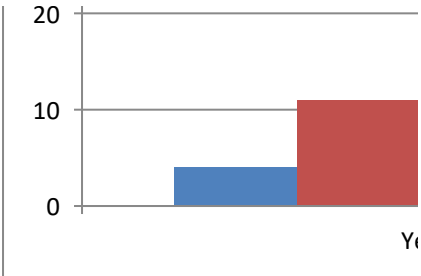
Col %

	Angry	Anxious	Appreciate	Competent
Yes	7.5%	20.8%	67.9%	90.6%
No	92.5%	79.2%	32.1%	9.4%

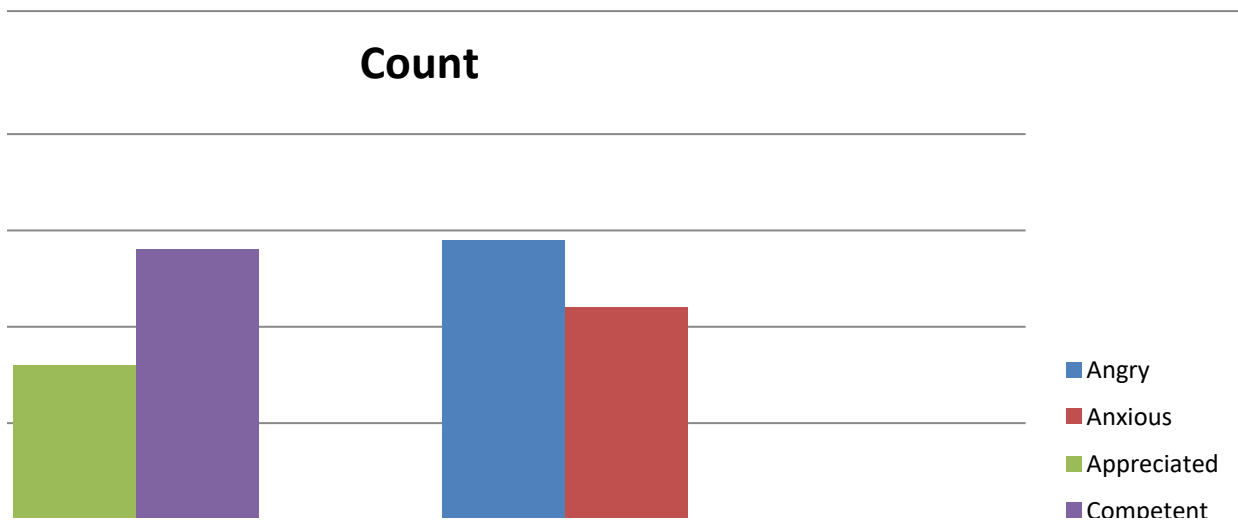
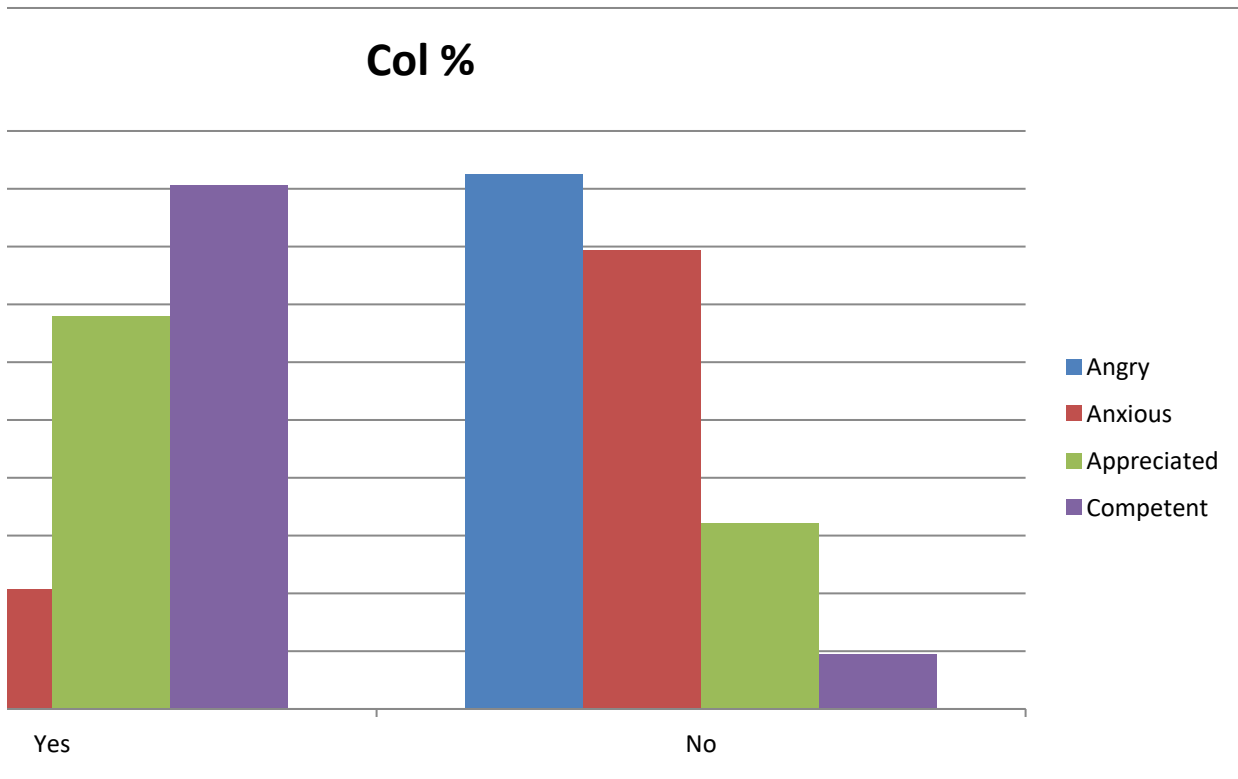
Count

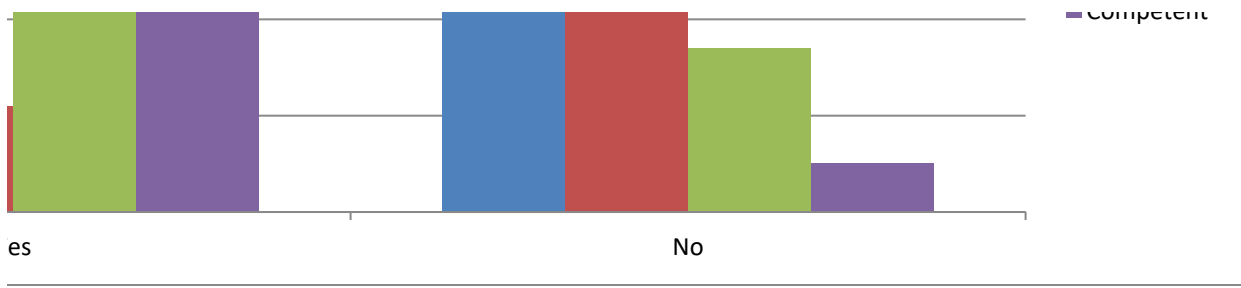
	Angry	Anxious	Appreciate	Competent
Yes	4	11	36	48
No	49	42	17	5





· Excel, to change the chart type.





Summary of The majority of the time while at work I feel:

Variable	Count	Average	Median
Depressed	50	1.06	1.0
Frustrated	50	1.22	1.0
Excited	50	1.50	1.5
Grateful	51	1.73	2.0
Total	201	1.38	1.0

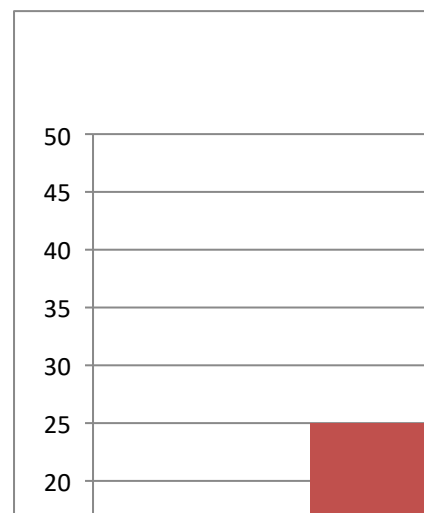
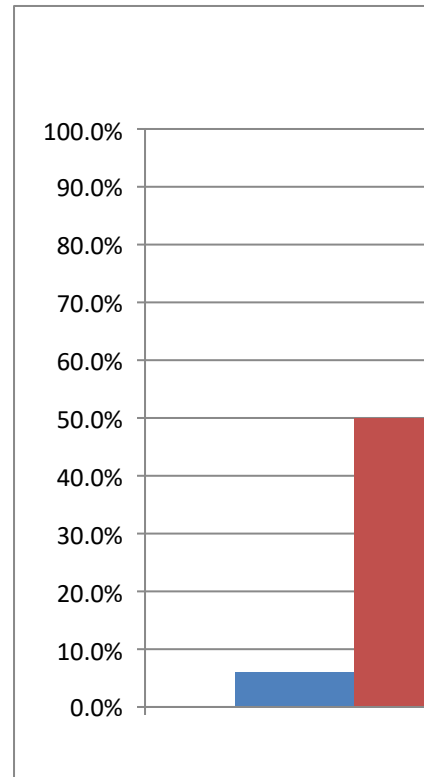
Select a chart and choose "Clustered Column", "100% Stacked Column", or "Pie" chart in Powerpoint or

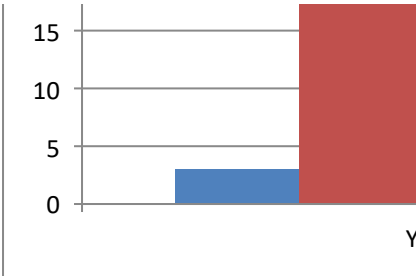
Col %

	Depressed	Excited	Frustrated	Grateful
Yes	6.0%	50.0%	22.0%	72.5%
No	94.0%	50.0%	78.0%	27.5%

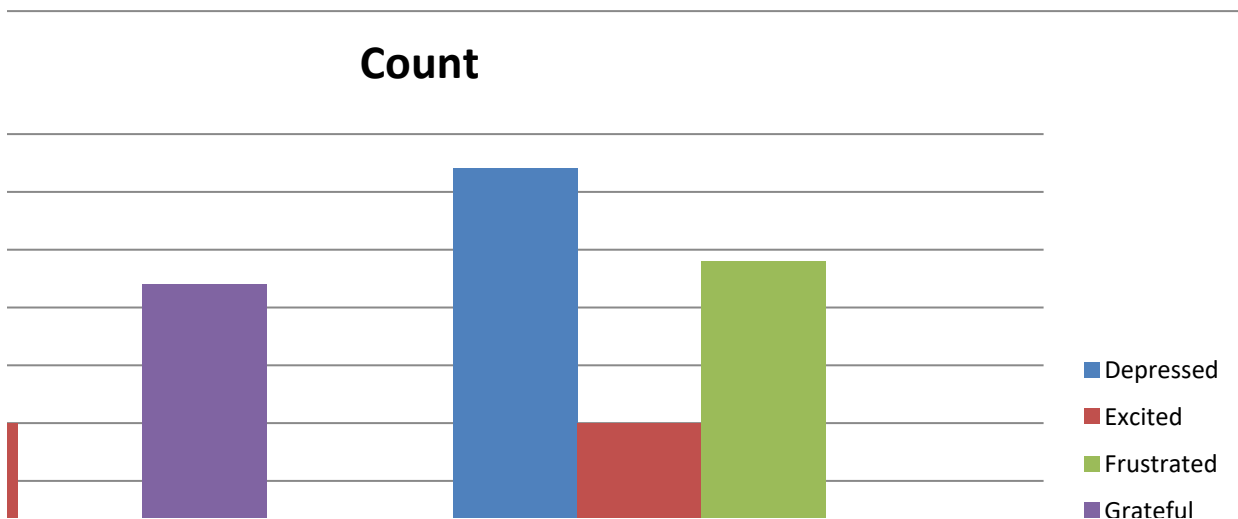
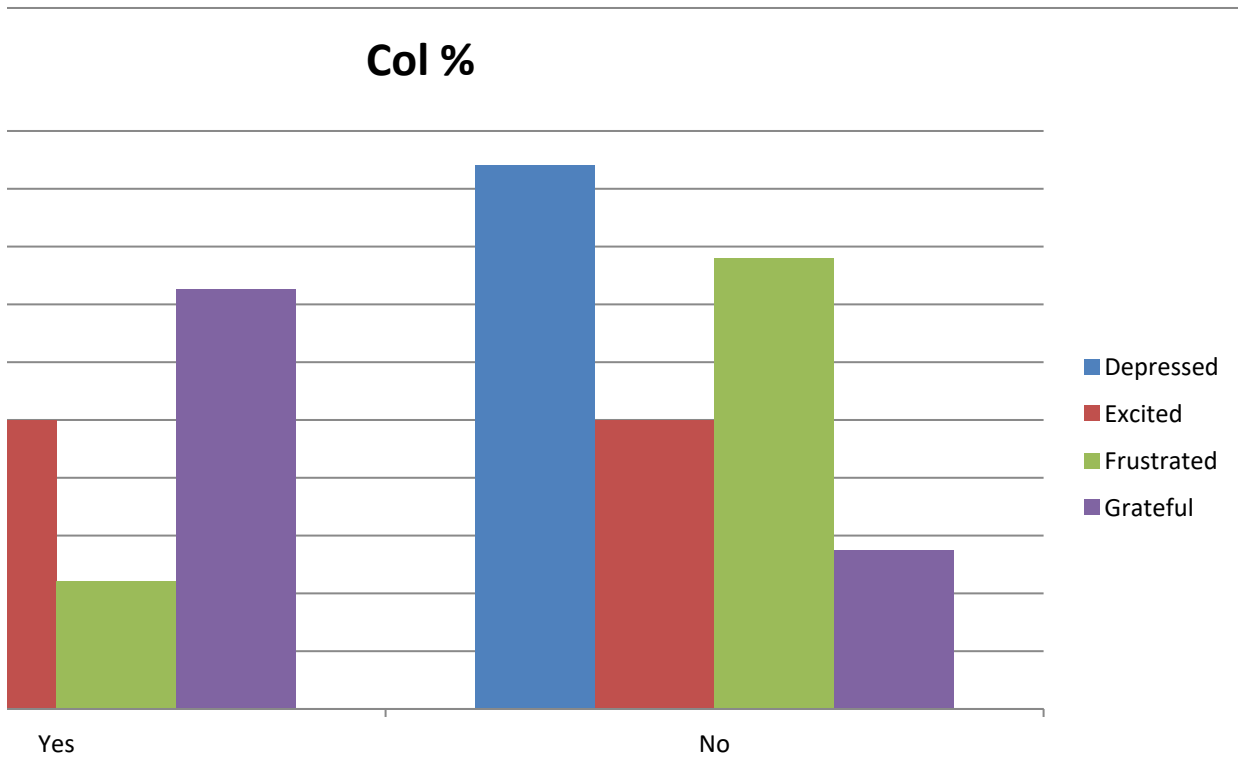
Count

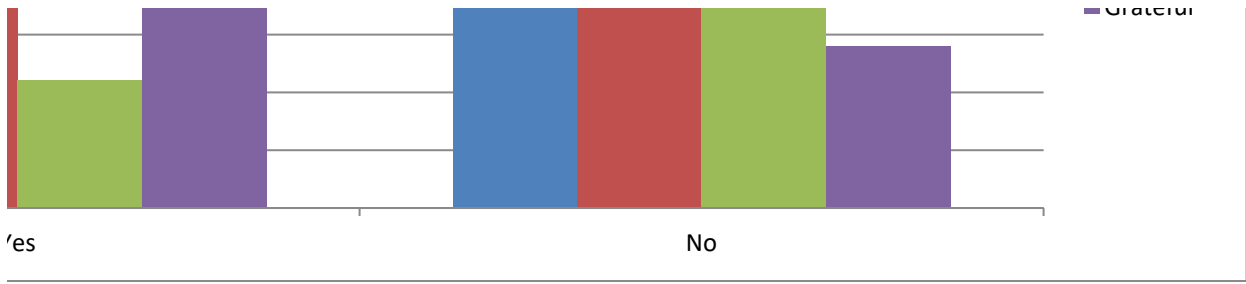
	Depressed	Excited	Frustrated	Grateful
Yes	3	25	11	37
No	47	25	39	14





· Excel, to change the chart type.





Summary of The majority of the time while at work I feel:

Variable	Count	Average	Median
Stressed	50	1.46	1.0
Overwhelm	50	1.50	1.5
Happy	51	1.88	2.0
Total	151	1.62	2.0

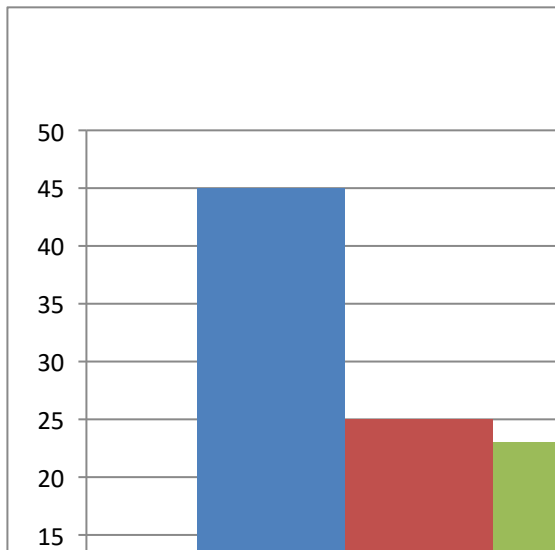
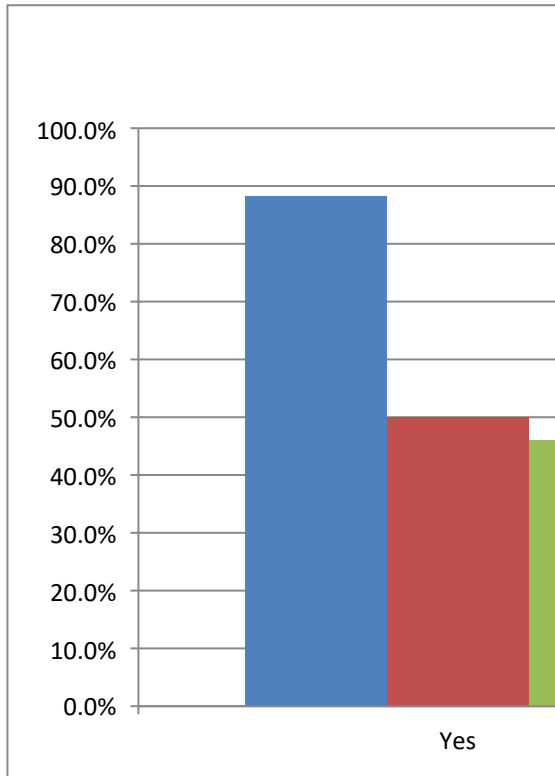
Select a chart and choose "Clustered Column", "100% Stacked Column", or "Pie" chart in Powerpoint or

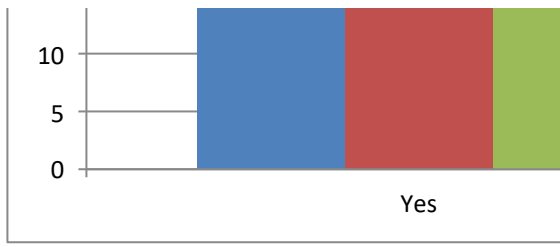
Col %

	Happy	Overwhelm	Stressed
Yes	88.2%	50.0%	46.0%
No	11.8%	50.0%	54.0%

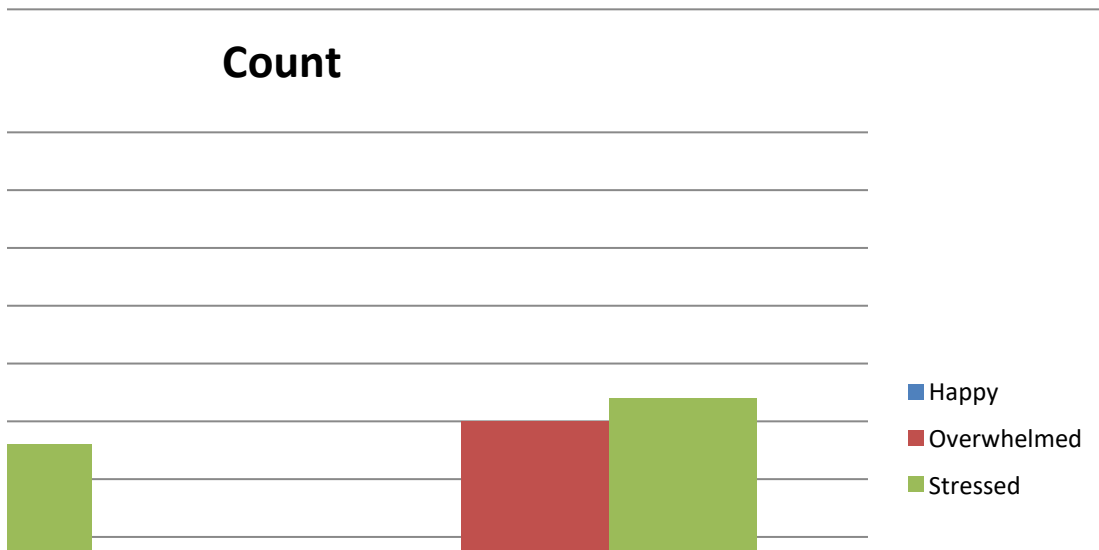
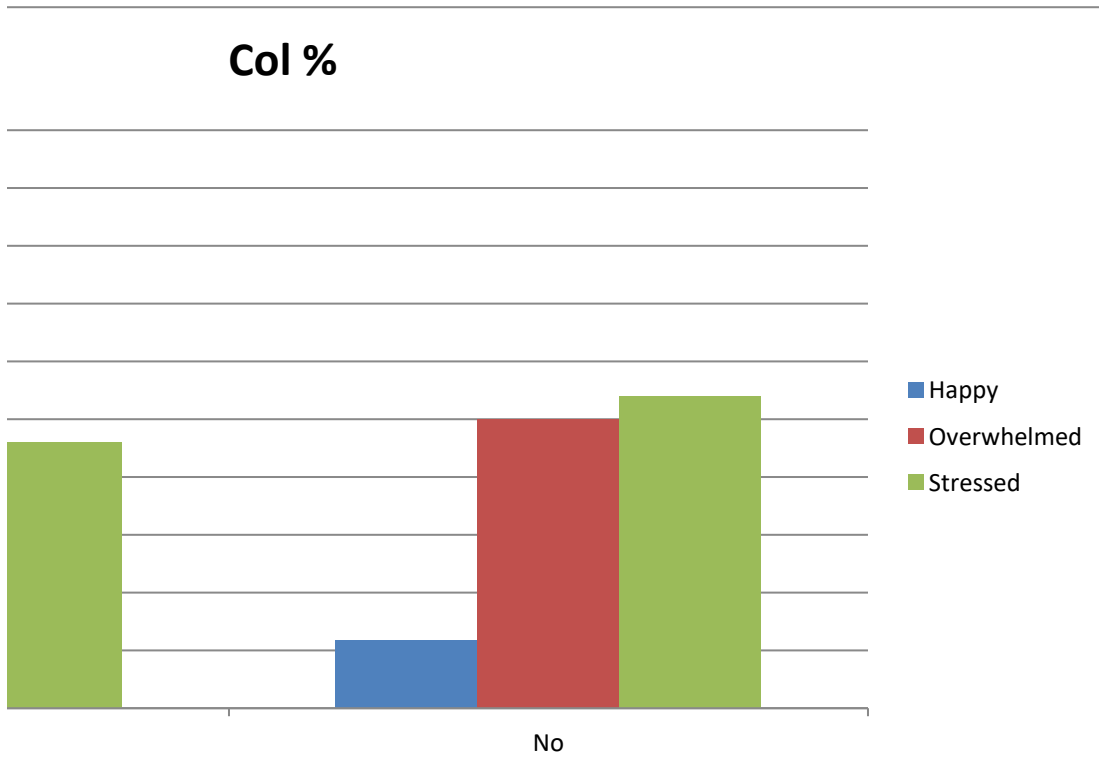
Count

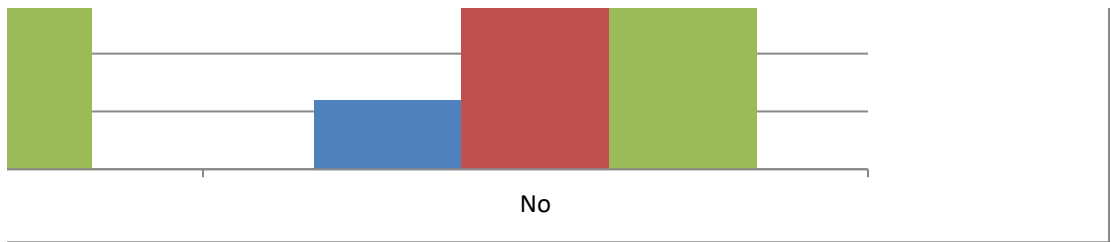
	Happy	Overwhelm	Stressed
Yes	45	25	23
No	6	25	27





· Excel, to change the chart type.





Summary of Students at this school know how to report an incident or concern.

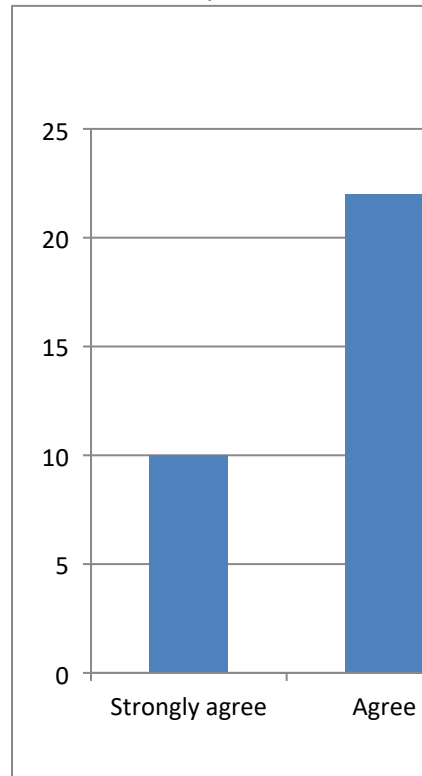
Categorical Summary

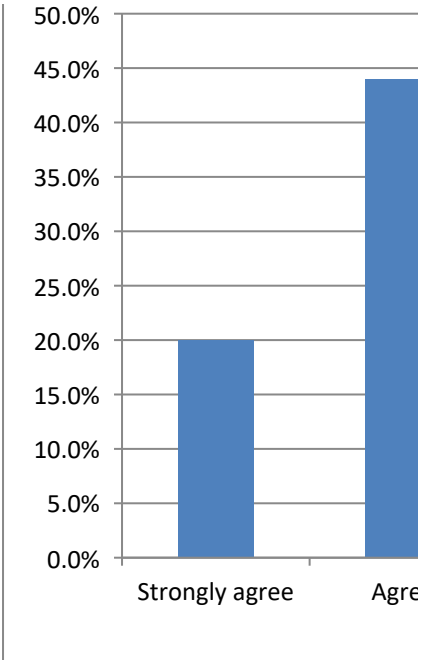
Sample Size Number of Distinct Categories
 50 of 50 5

Students at	Count	Percent of	Confidence Interval (Percent of Data)
Strongly ag	10	20.0%	11.2% to 33.0%
Agree	22	44.0%	31.2% to 57.7%
Disagree	6	12.0%	5.6% to 23.8%
Strongly di:	3	6.0%	2.1% to 16.2%
I don't know	9	18.0%	9.8% to 30.8%

Select a chart and choose "Clustered Column", "100% Stacked Column", or "Pie" chart in Powerpoint or To create a correct "100% Stacked Column" chart, choose the chart then click "Switch Row/Column" (PC

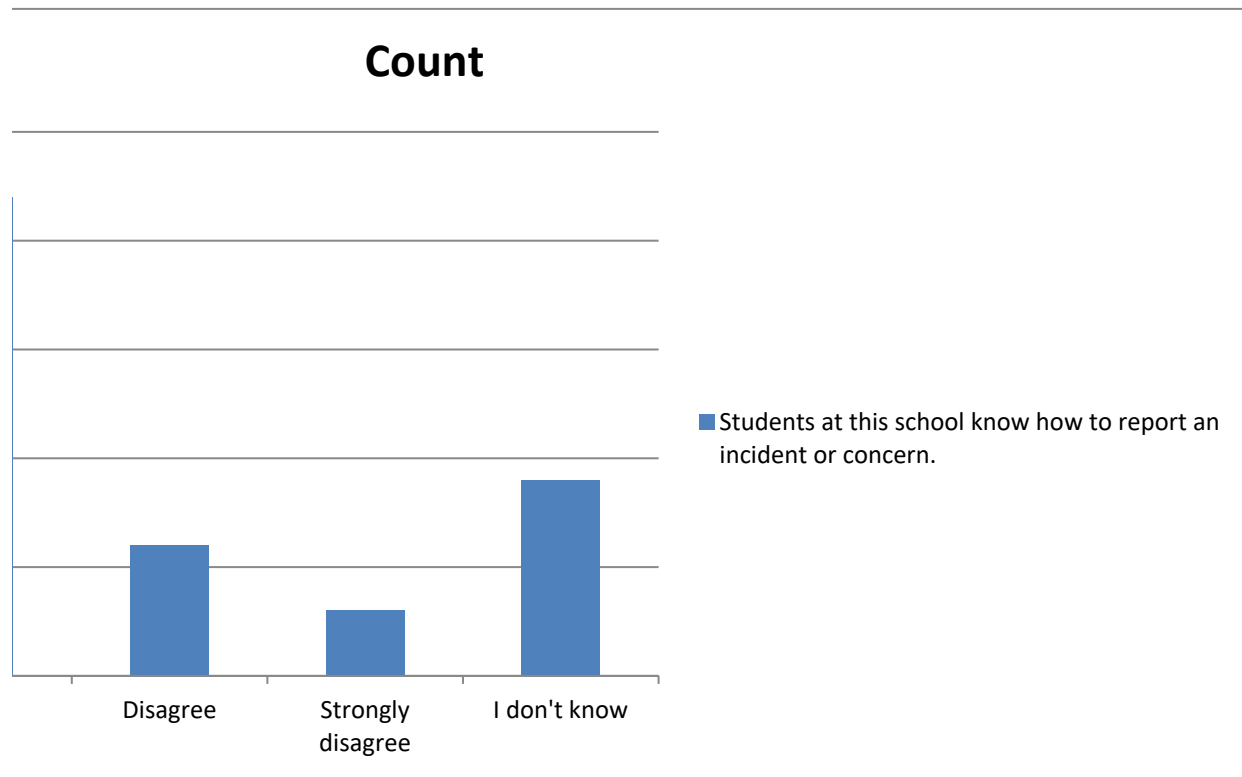
Count	Students at	Percent	Students at this school know how to report an incident or
Strongly ag	10	Strongly ag	20.0%
Agree	22	Agree	44.0%
Disagree	6	Disagree	12.0%
Strongly di:	3	Strongly di:	6.0%
I don't know	9	I don't know	18.0%

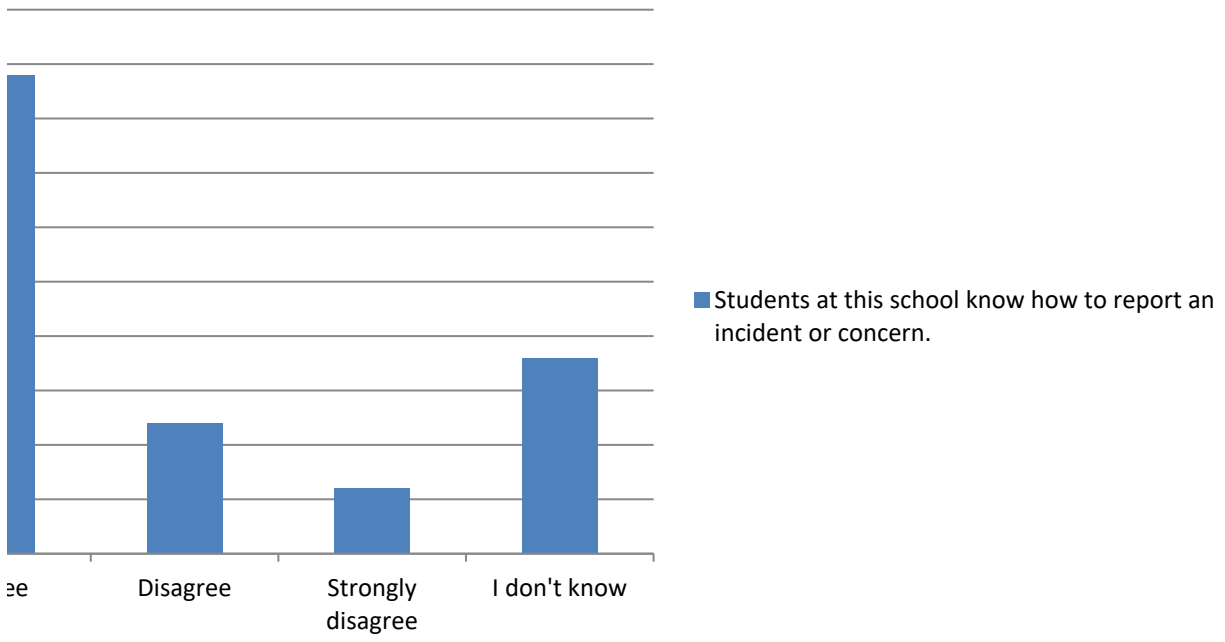




· Excel, to change the chart type.
C) or "Switch Plot" (Mac) in the chart tools

r concern.





Summary of I know what to do if there is an emergency, natural disaster or a dangerous situation during

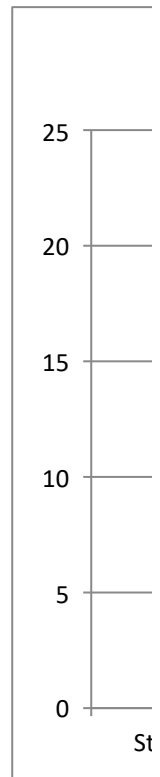
Categorical Summary


Sample Size	Average	Median	Number of Distinct Categories
51 of 51	3.254902	3	4

Recode	I know wha	Count	Percent of	Confidence Interval (Percent of Data)
4	Strongly ag	22	43.1%	30.5% to 56.7%
3	Agree	22	43.1%	30.5% to 56.7%
2	Disagree	5	9.8%	4.3% to 21.0%
1	Strongly di:	2	3.9%	1.1% to 13.2%

Select a chart and choose "Clustered Column", "100% Stacked Column", or "Pie" chart in Powerpoint or To create a correct "100% Stacked Column" chart, choose the chart then click "Switch Row/Column" (PC

Recode	Count	I know wha	Percent	I know what to do if there is an er
4	Strongly ag	22	Strongly ag	43.1%
3	Agree	22	Agree	43.1%
2	Disagree	5	Disagree	9.8%
1	Strongly di:	2	Strongly di:	3.9%



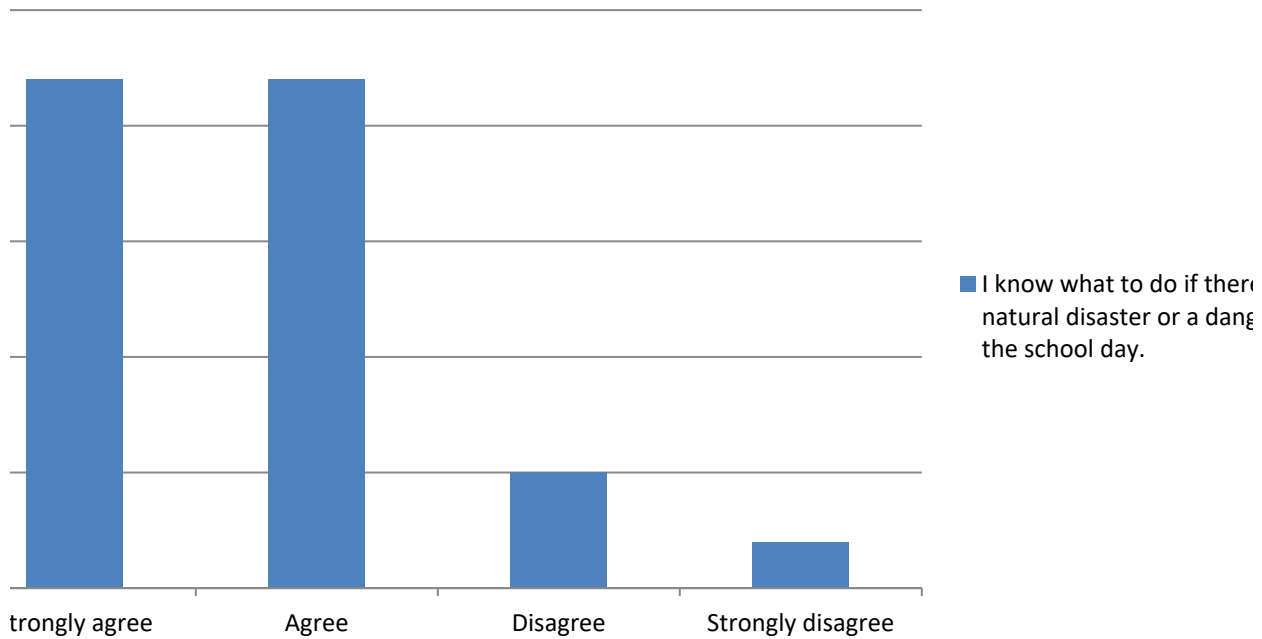


g the school day.

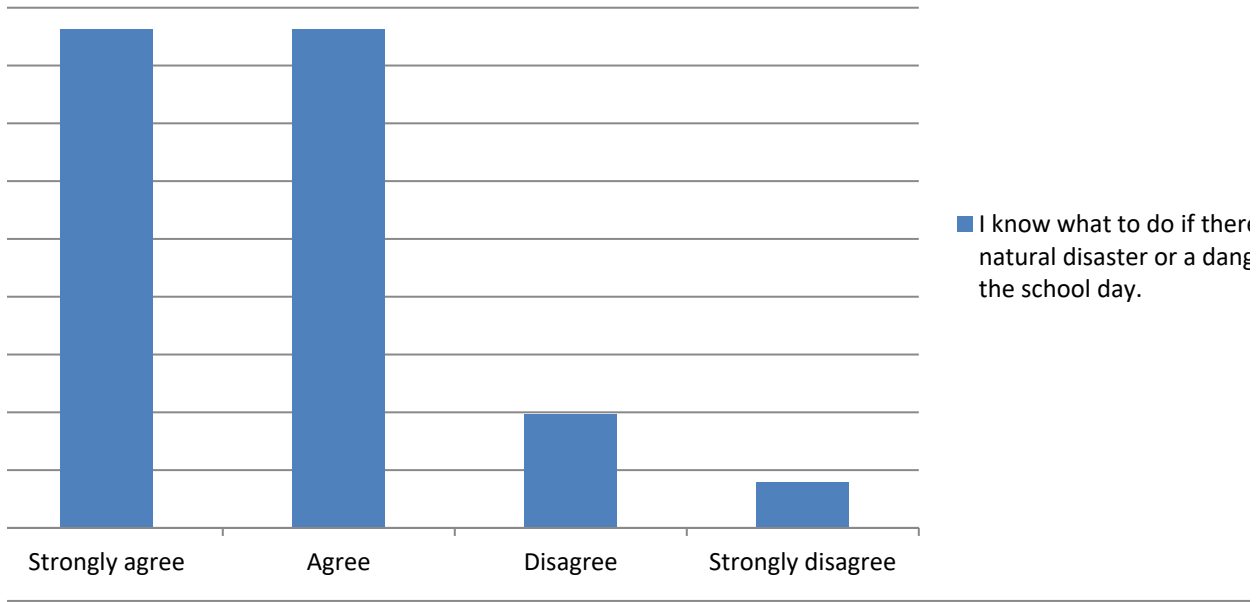
· Excel, to change the chart type.
C) or "Switch Plot" (Mac) in the chart tools

ergency, natural disaster or a dangerous situation during the school day.

Count



Percent



e is an emergency,
gerous situation during

e is an emergency,
gerous situation during

Summary of The school has a written plan that clearly describes procedures to be performed in an emergency

Categorical Summary

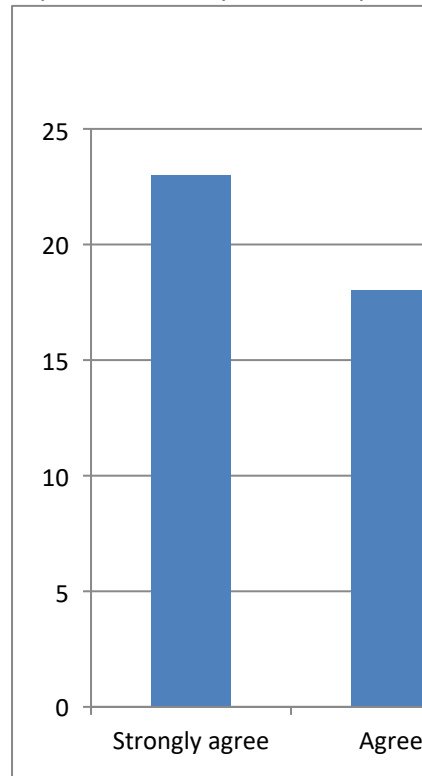
Sample Size Number of Distinct Categories

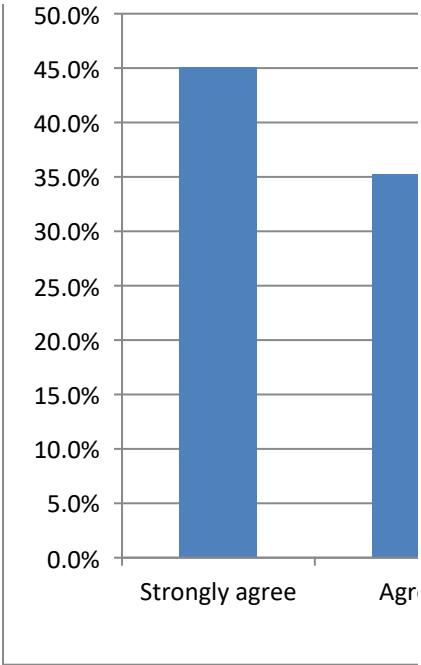
51 of 51 5

The school	Count	Percent of	Confidence Interval (Percent of Data)
Strongly agree	23	45.1%	32.3% to 58.6%
Agree	18	35.3%	23.6% to 49.0%
Disagree	1	2.0%	0.3% to 10.3%
Strongly disagree	2	3.9%	1.1% to 13.2%
I don't know	7	13.7%	6.8% to 25.7%

Select a chart and choose "Clustered Column", "100% Stacked Column", or "Pie" chart in Powerpoint or To create a correct "100% Stacked Column" chart, choose the chart then click "Switch Row/Column" (PC

Count	The school	Percent	The school has a written plan that clearly describes procedures
Strongly agree	23	Strongly agree	45.1%
Agree	18	Agree	35.3%
Disagree	1	Disagree	2.0%
Strongly disagree	2	Strongly disagree	3.9%
I don't know	7	I don't know	13.7%

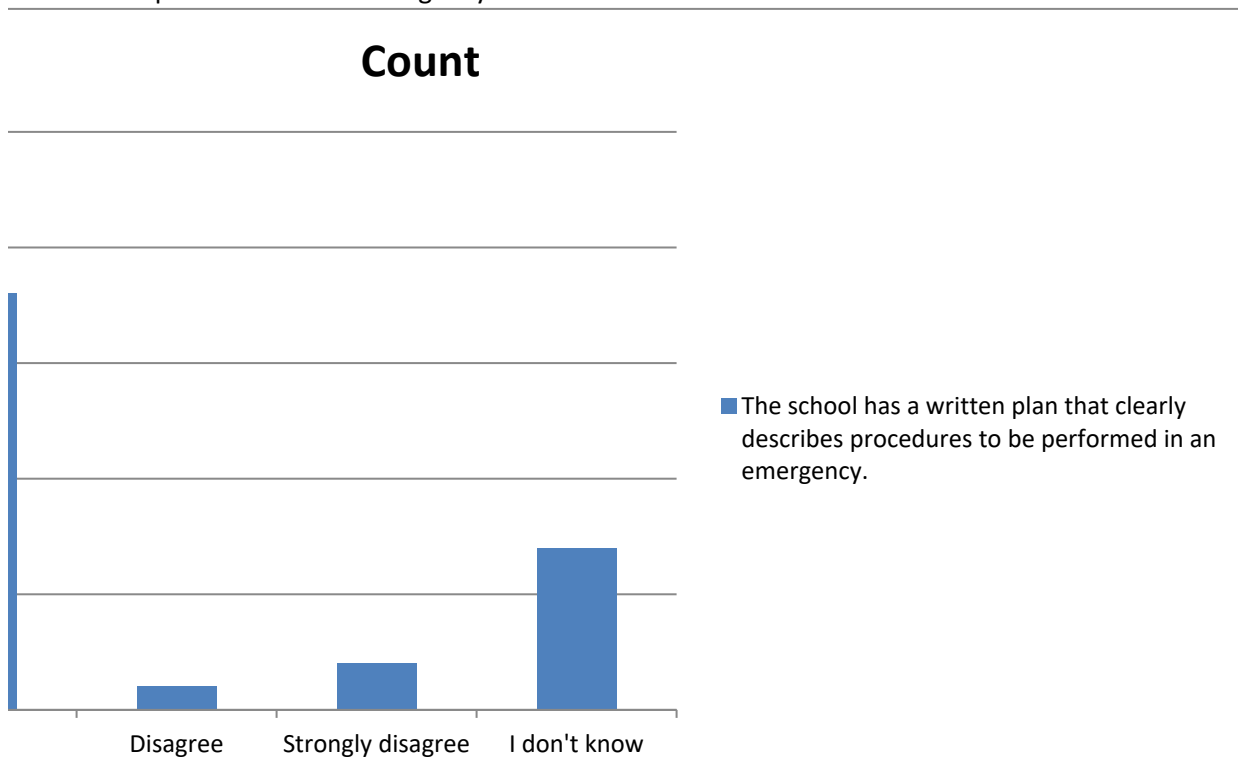




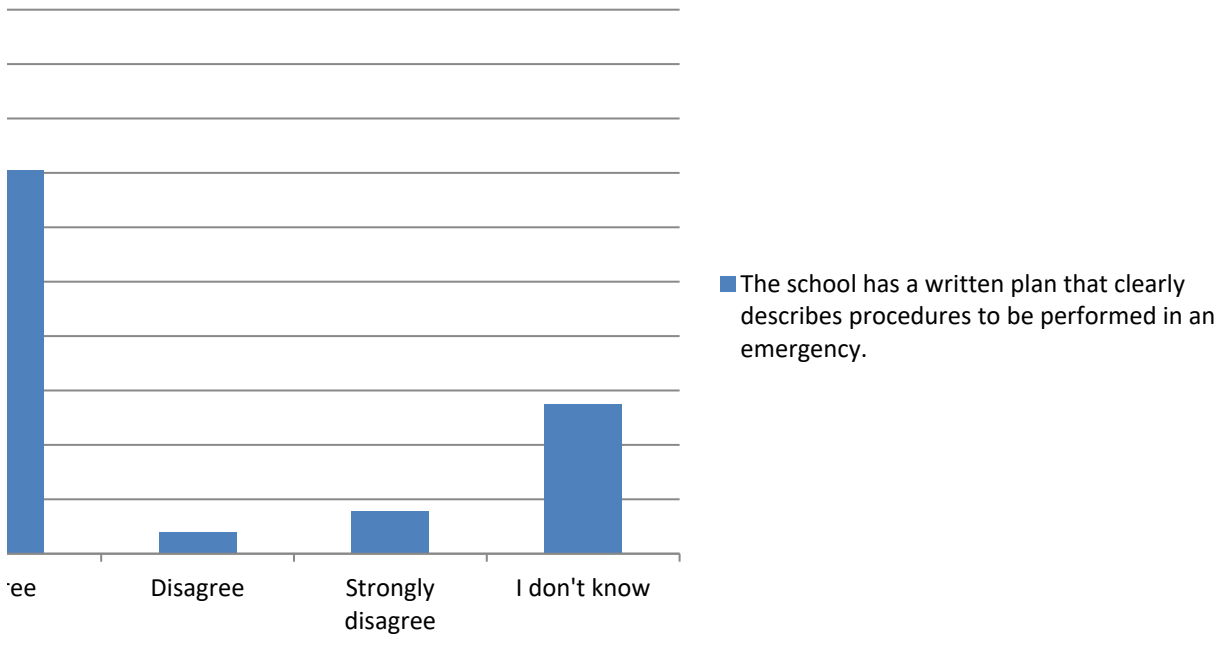
gency.

· Excel, to change the chart type.
C) or "Switch Plot" (Mac) in the chart tools

cedures to be performed in an emergency.



Percent



Summary of This school or LEA (district/charter) provides training in safety procedures to staff (e.g. lock

Categorical Summary


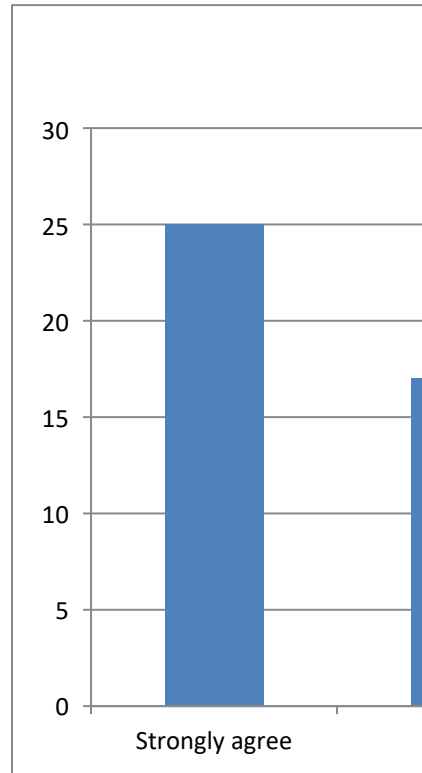
Sample Size Number of Distinct Categories

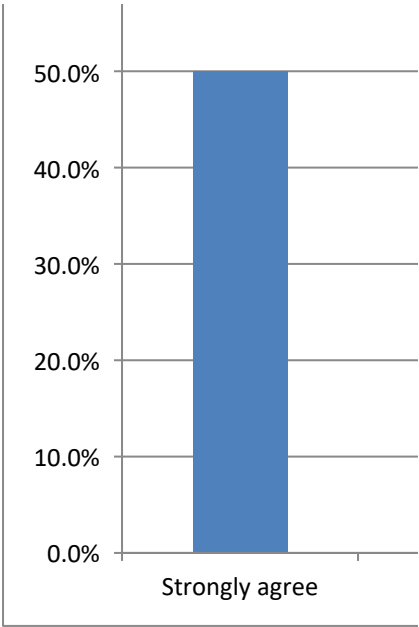
50 of 50 4

This school Count	Percent of	Confidence Interval (Percent of Data)
Strongly ag	25	50.0% 36.6% to 63.4%
Agree	17	34.0% 22.4% to 47.8%
Disagree	4	8.0% 3.2% to 18.8%
Strongly di:	4	8.0% 3.2% to 18.8%

Select a chart and choose "Clustered Column", "100% Stacked Column", or "Pie" chart in Powerpoint or To create a correct "100% Stacked Column" chart, choose the chart then click "Switch Row/Column" (PC

Count	Percent	
	This school	This school or LEA (district/charter) provides training in sa
Strongly ag	25	Strongly ag 50.0%
Agree	17	Agree 34.0%
Disagree	4	Disagree 8.0%
Strongly di:	4	Strongly di: 8.0%


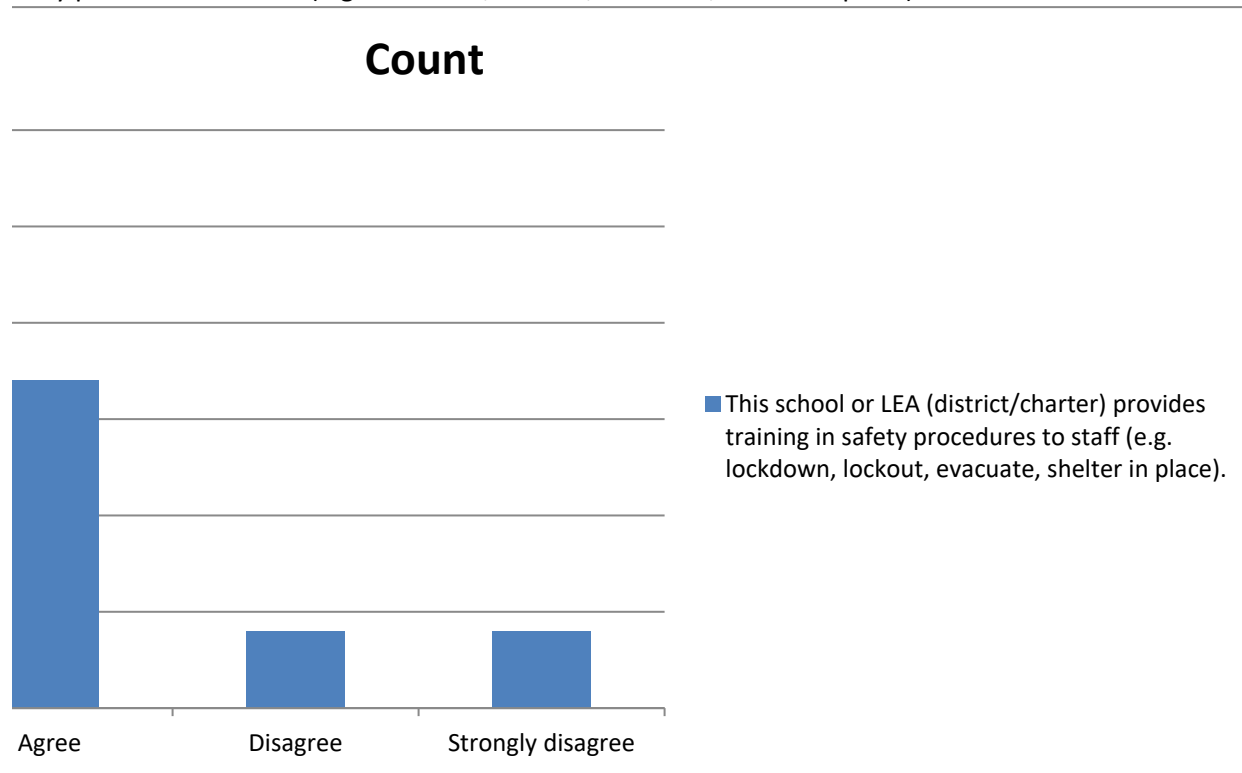


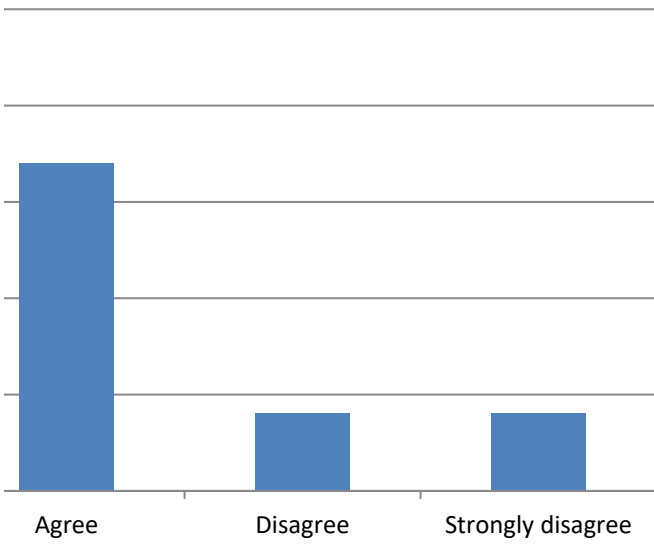


(down, lockout, evacuate, shelter in place).

Excel, to change the chart type.
C) or "Switch Plot" (Mac) in the chart tools

afety procedures to staff (e.g. lockdown, lockout, evacuate, shelter in place).





■ This school or LEA (district/charter) provides training in safety procedures to staff (e.g. lockdown, lockout, evacuate, shelter in place).

Summary of My teaching is hindered by poor heating, cooling, and/or lighting systems at this school.

Categorical Summary

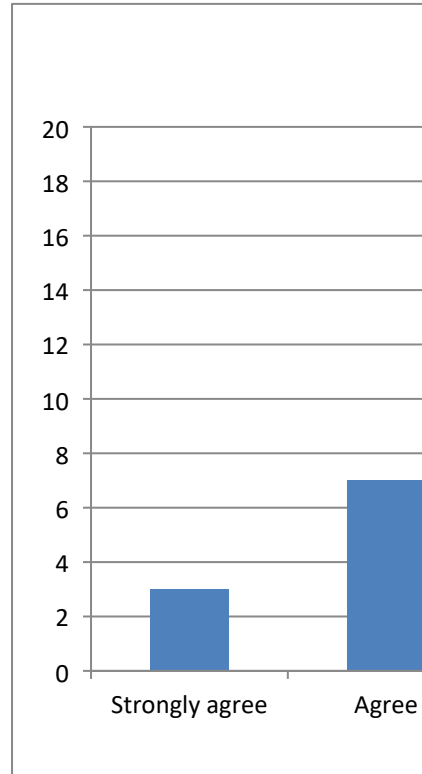
Sample Size Number of Distinct Categories

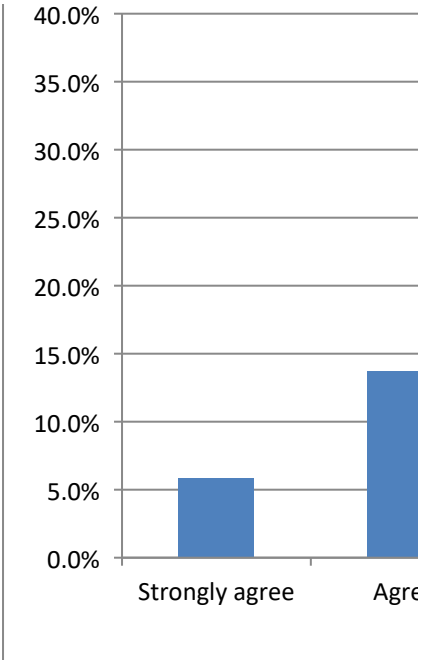
51 of 51 5

My teachin	Count	Percent of	Confidence Interval (Percent of Data)
Strongly ag	3	5.9%	2.0% to 15.9%
Agree	7	13.7%	6.8% to 25.7%
Disagree	18	35.3%	23.6% to 49.0%
Strongly di:	13	25.5%	15.5% to 38.9%
Not applica	10	19.6%	11.0% to 32.5%

Select a chart and choose "Clustered Column", "100% Stacked Column", or "Pie" chart in Powerpoint or To create a correct "100% Stacked Column" chart, choose the chart then click "Switch Row/Column" (PC

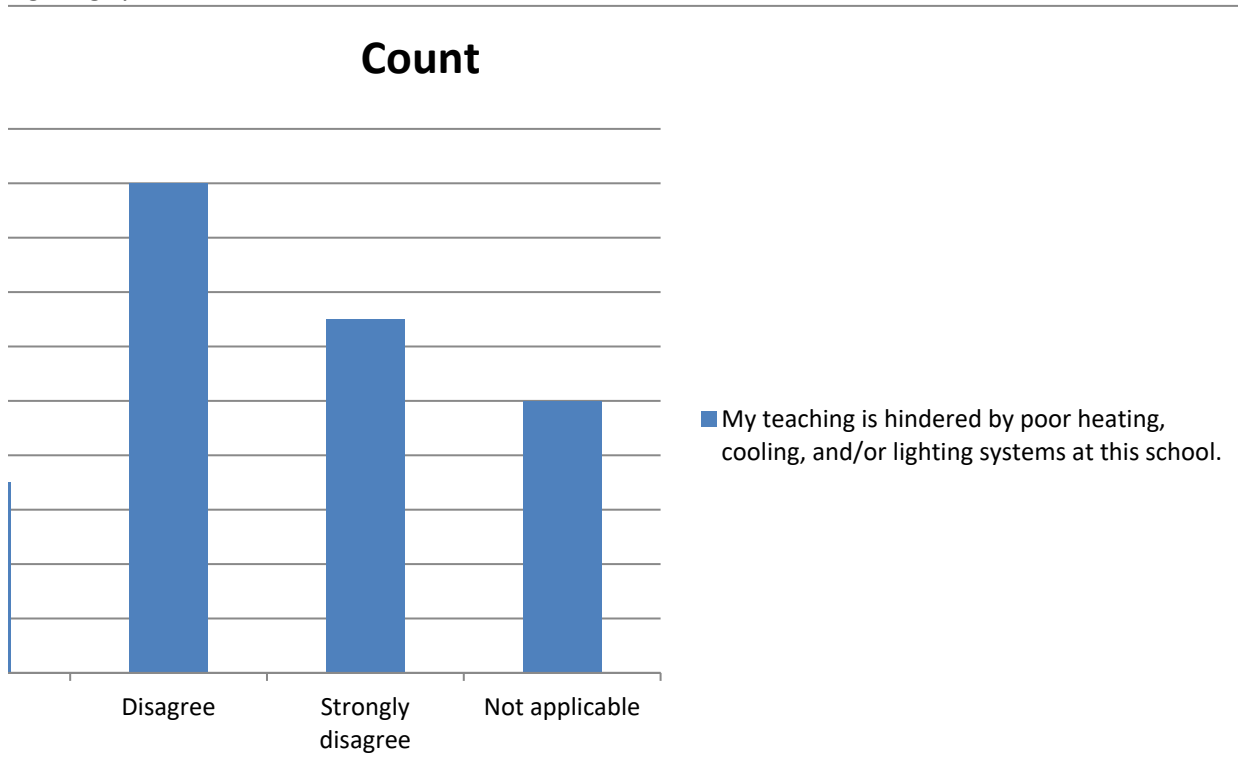
Count	My teachin	Percent	My teaching is hindered by poor heating, cooling, and/or
Strongly ag	3	Strongly ag 5.9%	
Agree	7	Agree 13.7%	
Disagree	18	Disagree 35.3%	
Strongly di:	13	Strongly di: 25.5%	
Not applica	10	Not applica 19.6%	



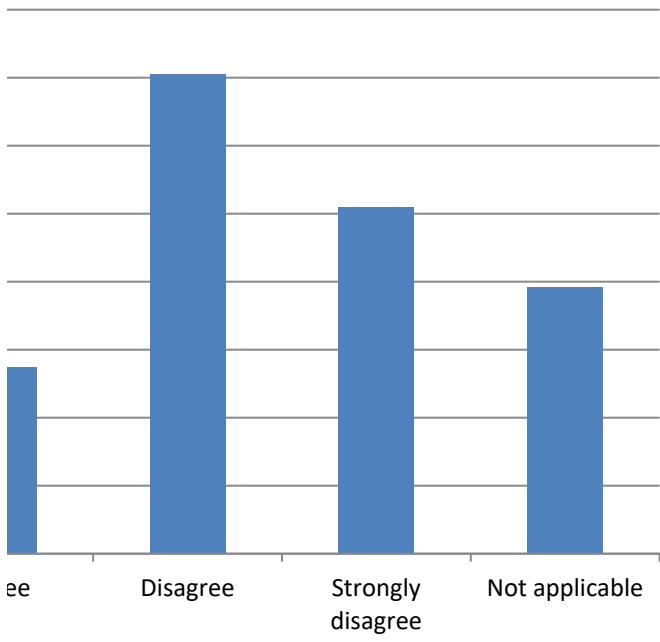


· Excel, to change the chart type.
C) or "Switch Plot" (Mac) in the chart tools

lighting systems at this school.



Percent



■ My teaching is hindered by poor heating, cooling, and/or lighting systems at this school.

Summary of School rules are applied equally to all students.

Categorical Summary

Sample Size Number of Distinct Categories

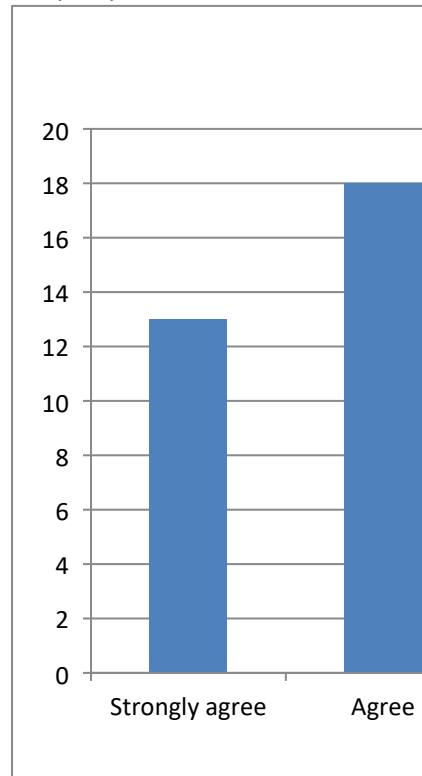
49 of 49 5

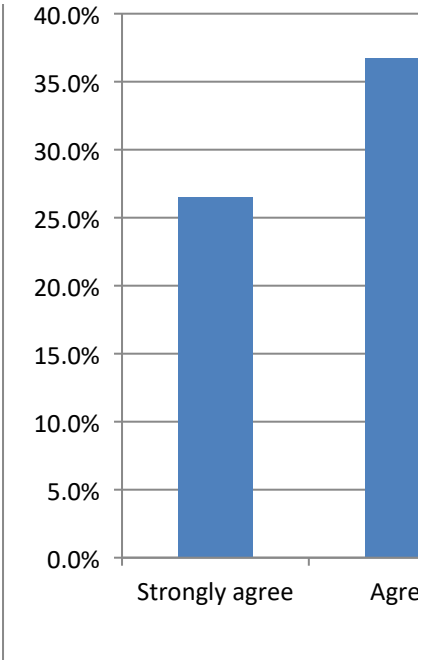
School rule	Count	Percent of	Confidence Interval (Percent of Data)
Strongly ag	13	26.5%	16.2% to 40.3%
Agree	18	36.7%	24.7% to 50.7%
Disagree	9	18.4%	10.0% to 31.4%
Strongly di:	2	4.1%	1.1% to 13.7%
I don't know	7	14.3%	7.1% to 26.7%

Select a chart and choose "Clustered Column", "100% Stacked Column", or "Pie" chart in Powerpoint or To create a correct "100% Stacked Column" chart, choose the chart then click "Switch Row/Column" (PC

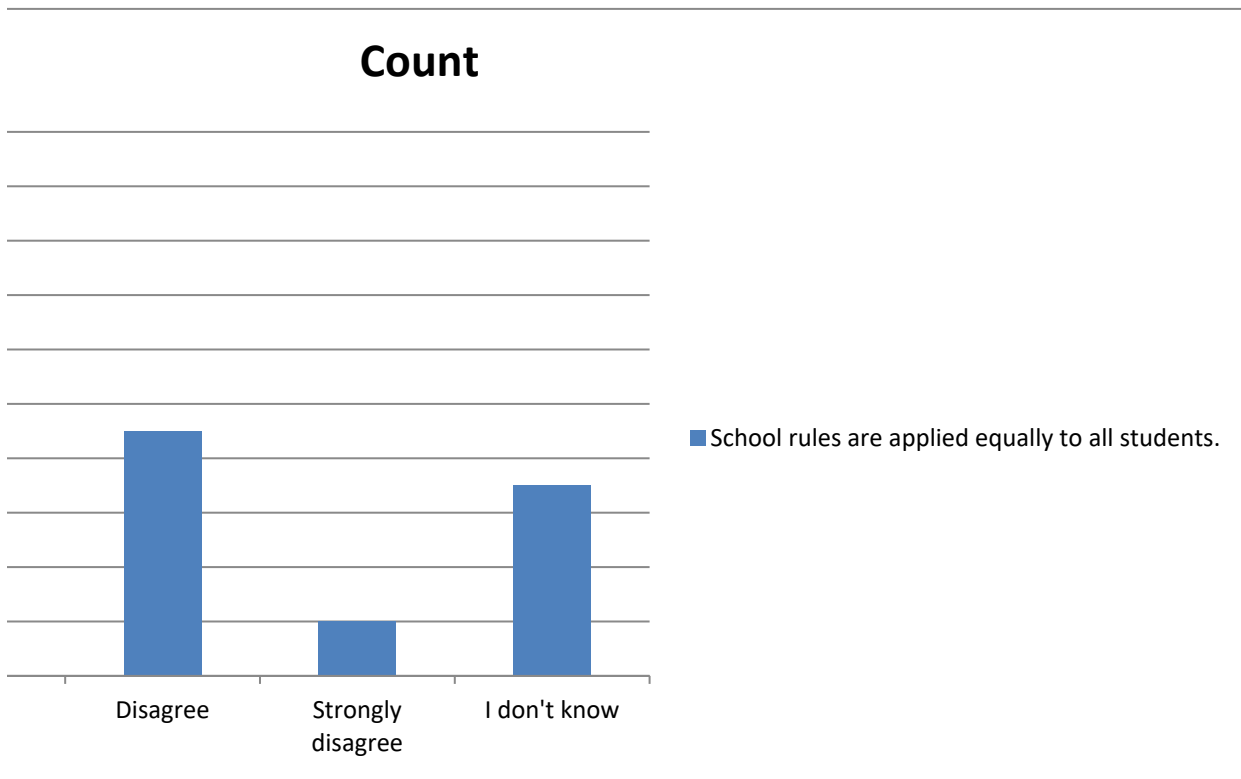
Count	School rule	Percent
13	Strongly ag	26.5%
18	Agree	36.7%
9	Disagree	18.4%
2	Strongly di:	4.1%
7	I don't know	14.3%

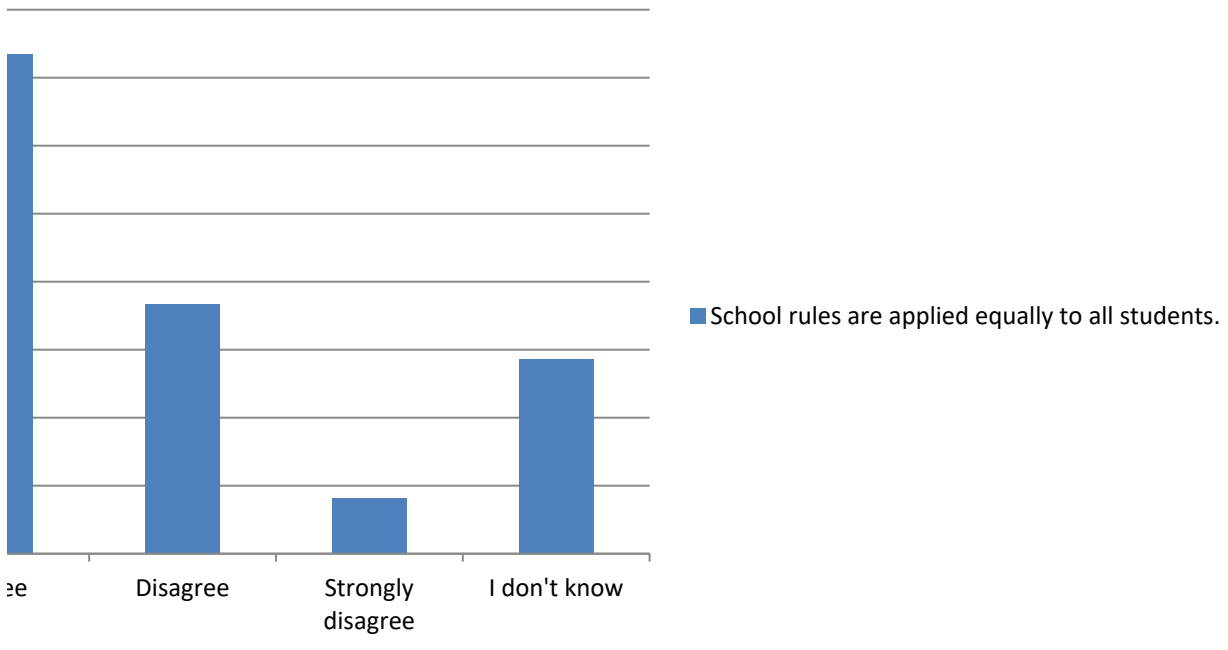
School rules are applied equally to all students.





· Excel, to change the chart type.
C) or "Switch Plot" (Mac) in the chart tools





Summary of At this school, all students are treated equally, regardless of whether their parents are rich

Categorical Summary

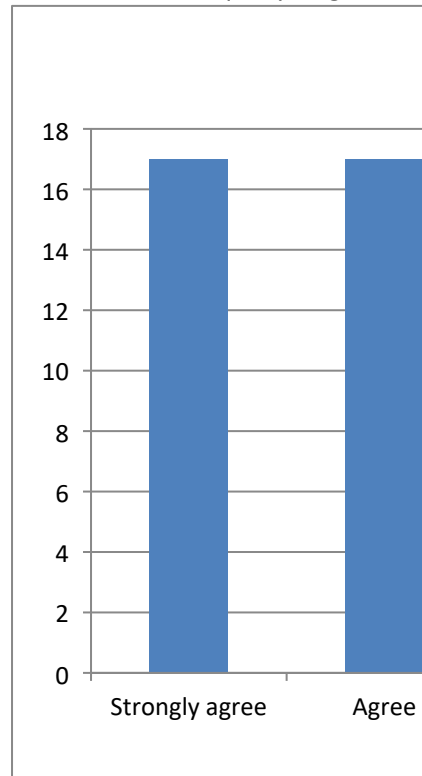
Sample Size Number of Distinct Categories

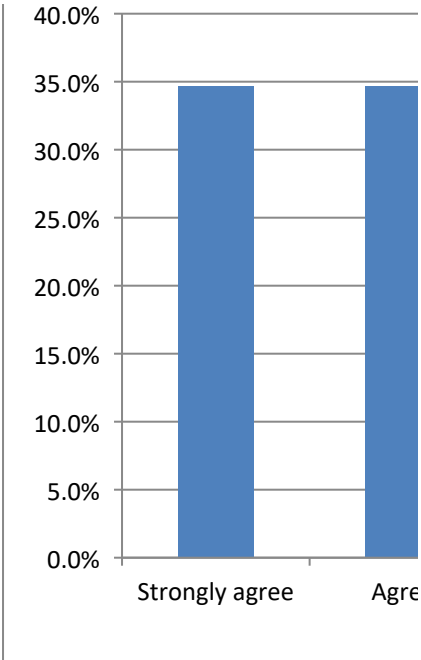
49 of 49 5

At this schc	Count	Percent of	Confidence Interval (Percent of Data)
Strongly ag	17	34.7%	22.9% to 48.7%
Agree	17	34.7%	22.9% to 48.7%
Disagree	8	16.3%	8.5% to 29.0%
Strongly di:	2	4.1%	1.1% to 13.7%
I don't kno	5	10.2%	4.4% to 21.8%

Select a chart and choose "Clustered Column", "100% Stacked Column", or "Pie" chart in Powerpoint or To create a correct "100% Stacked Column" chart, choose the chart then click "Switch Row/Column" (PC

Count	At this schc	Percent	At this school, all students are treated equally, regardless
Strongly ag	17	Strongly ag 34.7%	
Agree	17	Agree 34.7%	
Disagree	8	Disagree 16.3%	
Strongly di:	2	Strongly di: 4.1%	
I don't kno	5	I don't kno 10.2%	

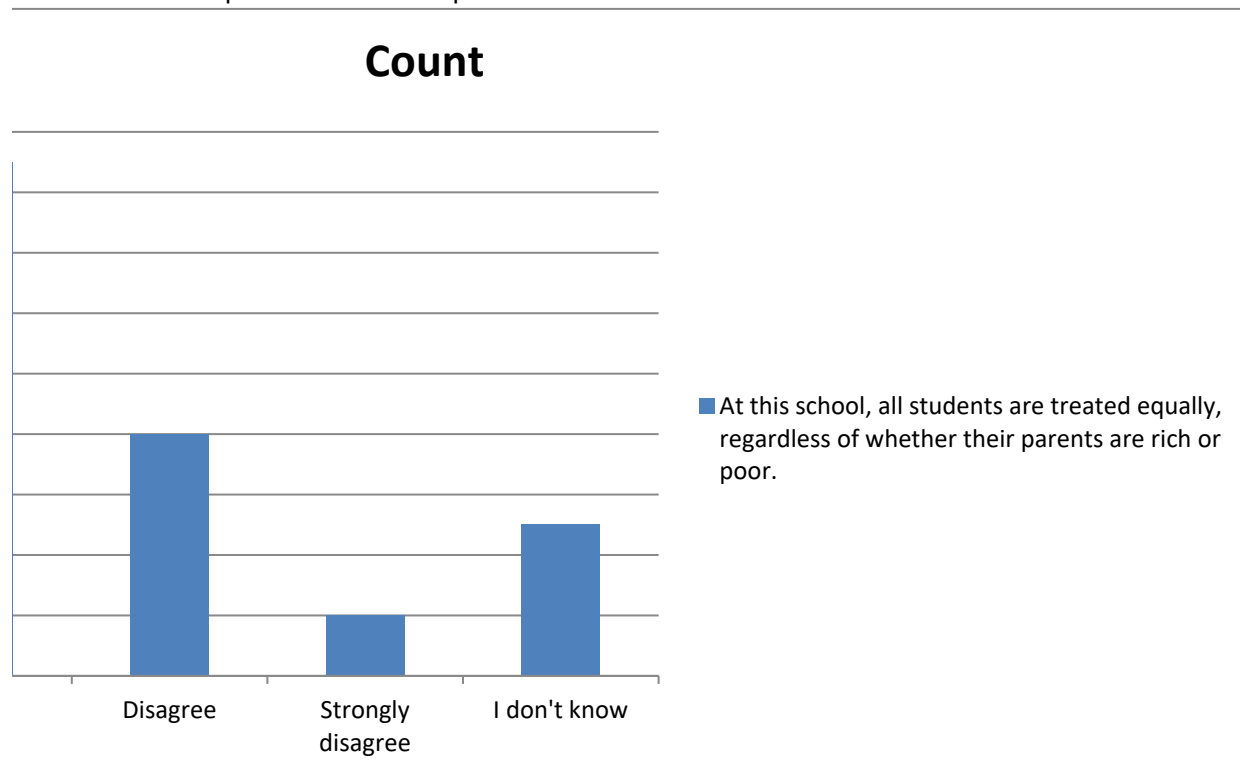


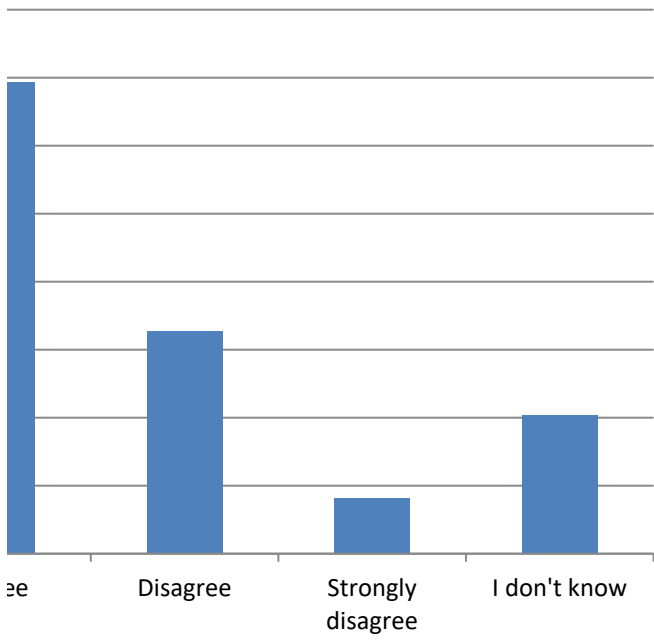


or poor.

· Excel, to change the chart type.
C) or "Switch Plot" (Mac) in the chart tools

; of whether their parents are rich or poor.





■ At this school, all students are treated equally, regardless of whether their parents are rich or poor.

Summary of My school is a safe place for students.

Categorical Summary


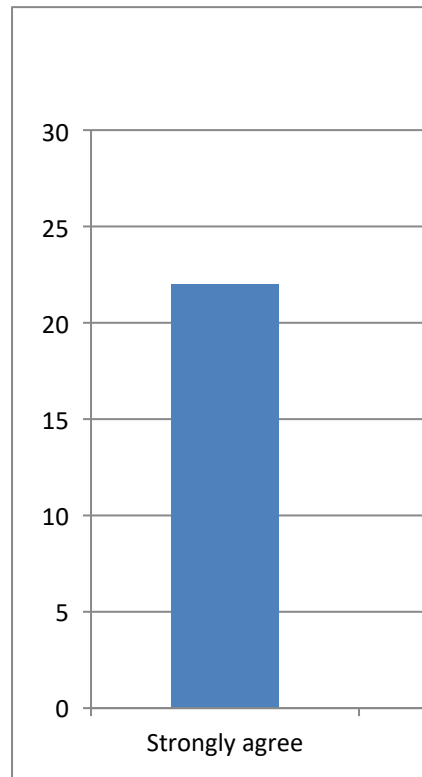
Sample Size Number of Distinct Categories

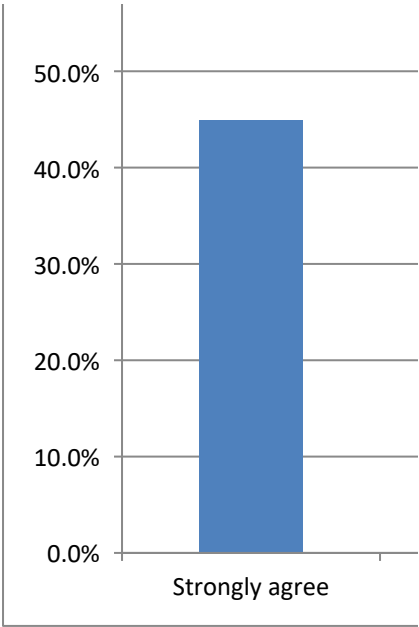
49 of 49 4

My school is	Count	Percent of	Confidence Interval (Percent of Data)
Strongly agree	22	44.9%	31.9% to 58.7%
Agree	24	49.0%	35.6% to 62.5%
Disagree	2	4.1%	1.1% to 13.7%
Strongly disagree	1	2.0%	0.4% to 10.7%

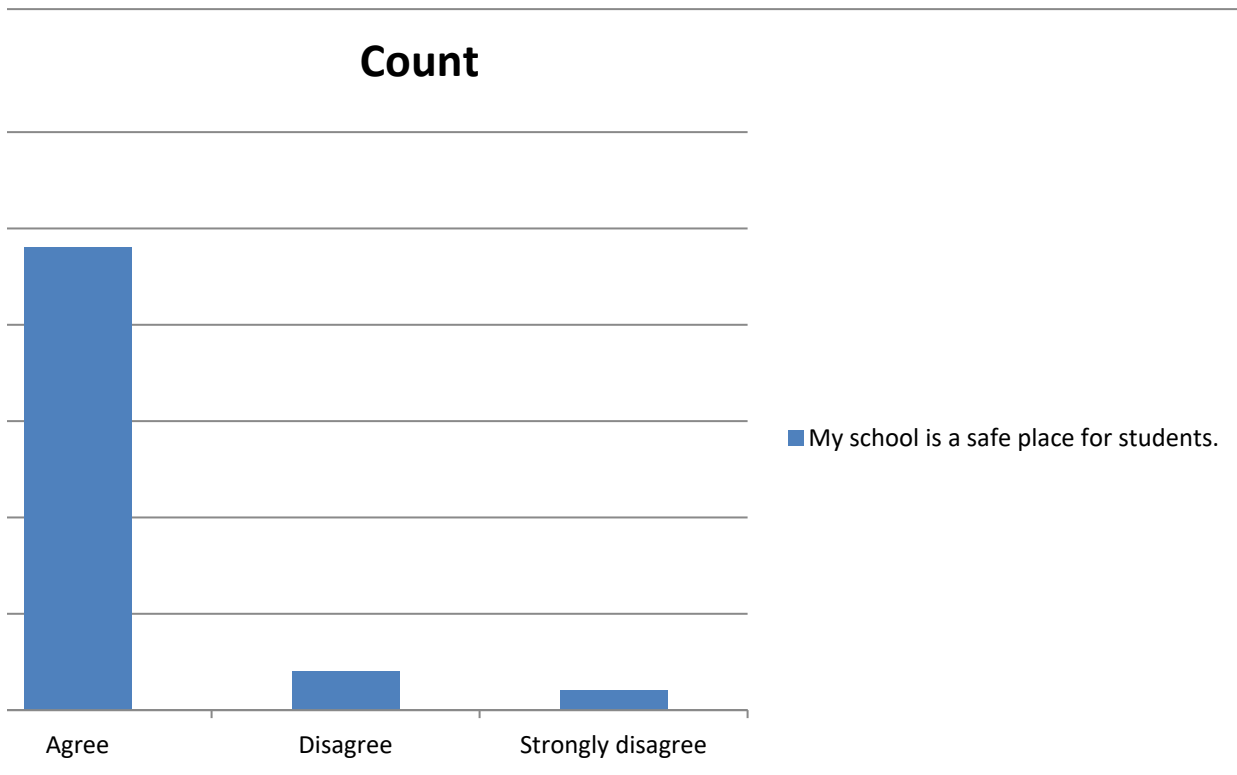
Select a chart and choose "Clustered Column", "100% Stacked Column", or "Pie" chart in Powerpoint or To create a correct "100% Stacked Column" chart, choose the chart then click "Switch Row/Column" (PC

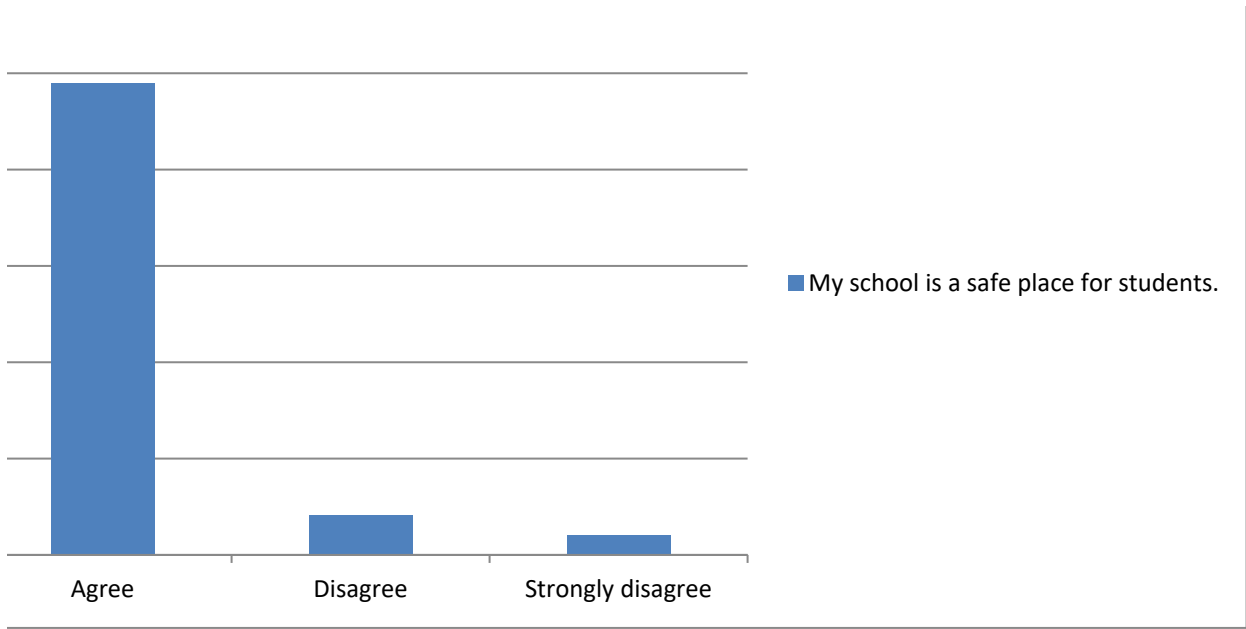
Count	My school is	Percent	My school is a safe place for students.
Strongly agree	22	Strongly agree 44.9%	
Agree	24	Agree 49.0%	
Disagree	2	Disagree 4.1%	
Strongly disagree	1	Strongly disagree 2.0%	





· Excel, to change the chart type.
C) or "Switch Plot" (Mac) in the chart tools





Summary of Students and adults listen to each other at our school.

Categorical Summary


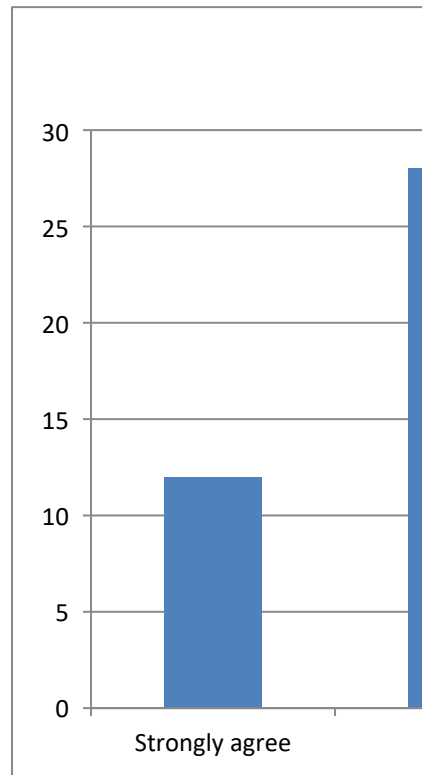
Sample Size Number of Distinct Categories

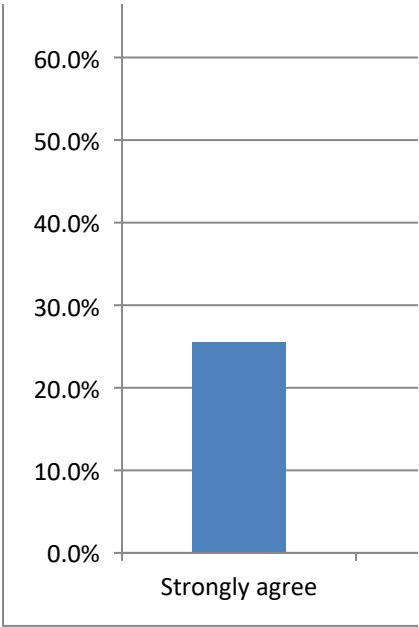
47 of 47 4

Students at	Count	Percent of	Confidence Interval (Percent of Data)
Strongly ag	12	25.5%	15.3% to 39.5%
Agree	28	59.6%	45.3% to 72.4%
Disagree	5	10.6%	4.6% to 22.6%
Strongly di:	2	4.3%	1.2% to 14.2%

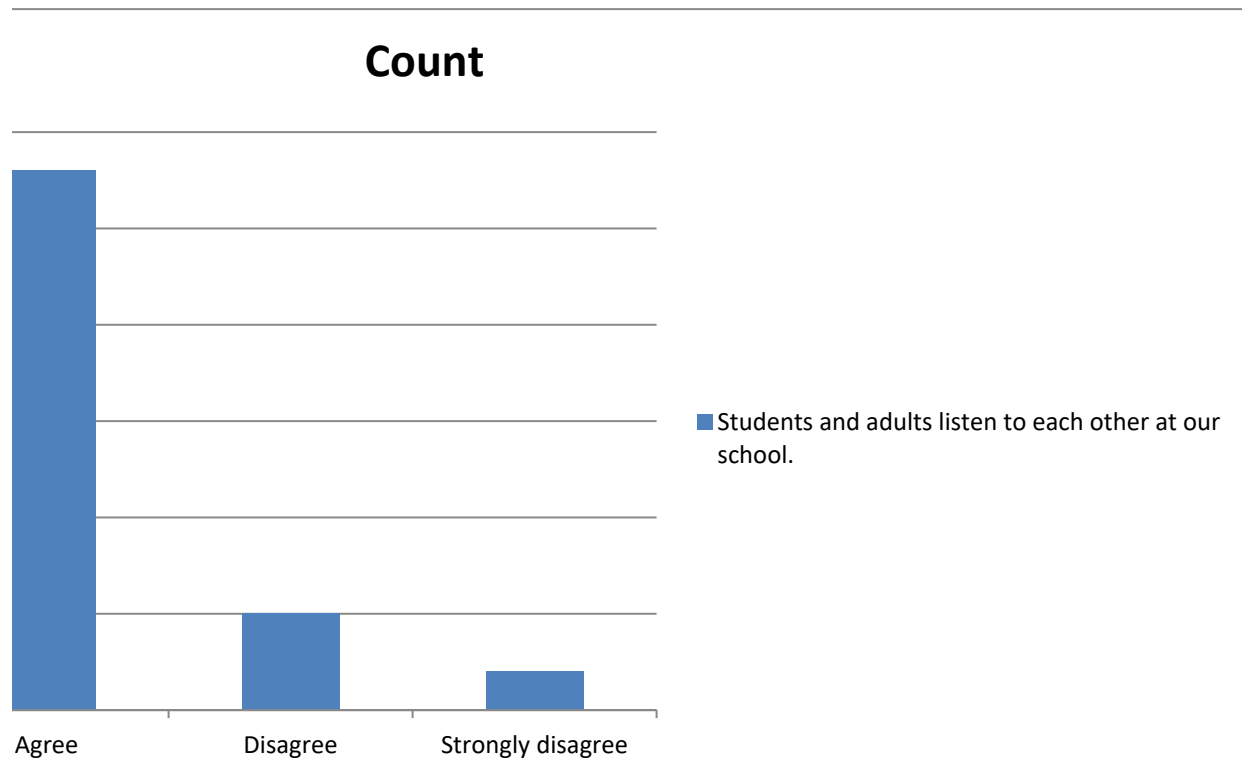
Select a chart and choose "Clustered Column", "100% Stacked Column", or "Pie" chart in Powerpoint or To create a correct "100% Stacked Column" chart, choose the chart then click "Switch Row/Column" (PC

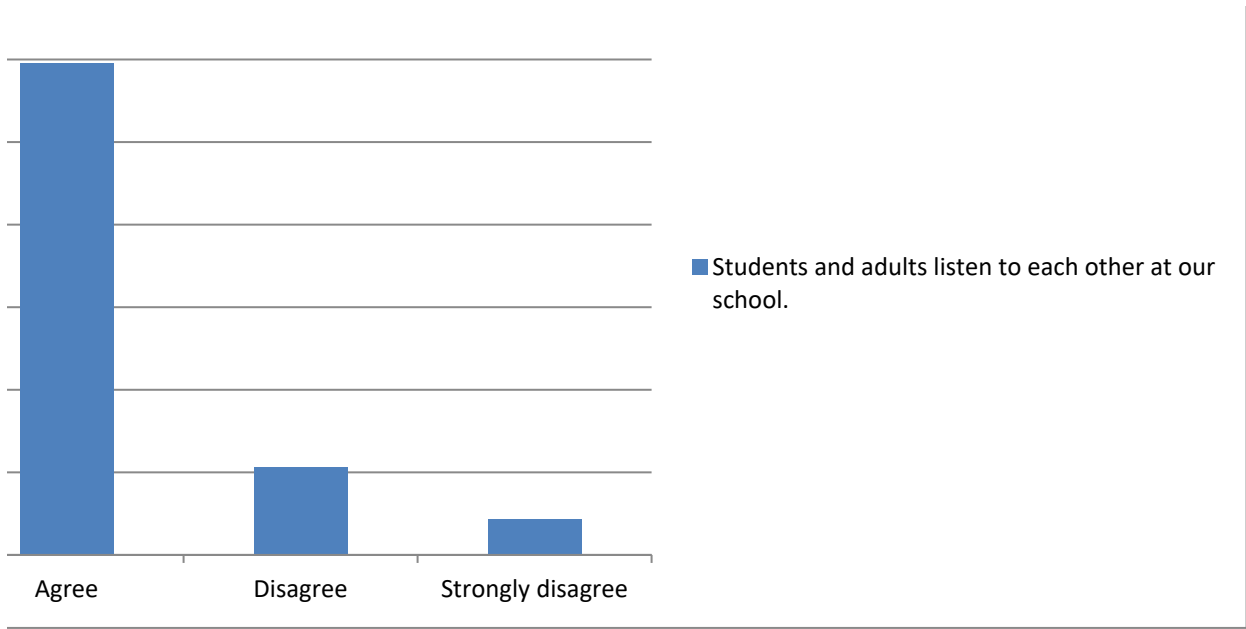
Count	Students at	Percent	Students and adults listen to each other at our school.
Strongly ag	12	Strongly ag 25.5%	
Agree	28	Agree 59.6%	
Disagree	5	Disagree 10.6%	
Strongly di:	2	Strongly di: 4.3%	





· Excel, to change the chart type.
C) or "Switch Plot" (Mac) in the chart tools





Summary of This school collaborates with community organizations to address youth concerns.

Categorical Summary

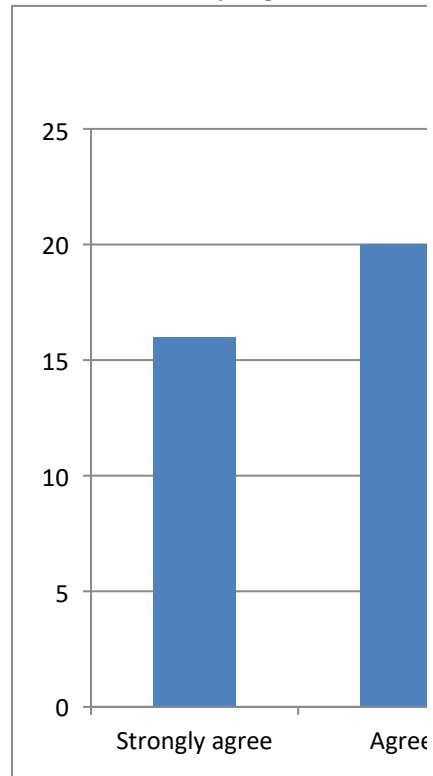
Sample Size Number of Distinct Categories

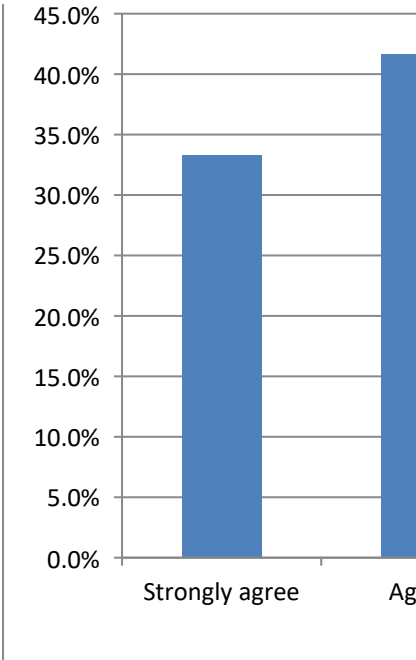
48 of 48 5

This school	Count	Percent of	Confidence Interval (Percent of Data)
Strongly ag	16	33.3%	21.7% to 47.5%
Agree	20	41.7%	28.8% to 55.7%
Disagree	5	10.4%	4.5% to 22.2%
Strongly di:	3	6.3%	2.1% to 16.8%
I don't know	4	8.3%	3.3% to 19.6%

Select a chart and choose "Clustered Column", "100% Stacked Column", or "Pie" chart in Powerpoint or To create a correct "100% Stacked Column" chart, choose the chart then click "Switch Row/Column" (PC

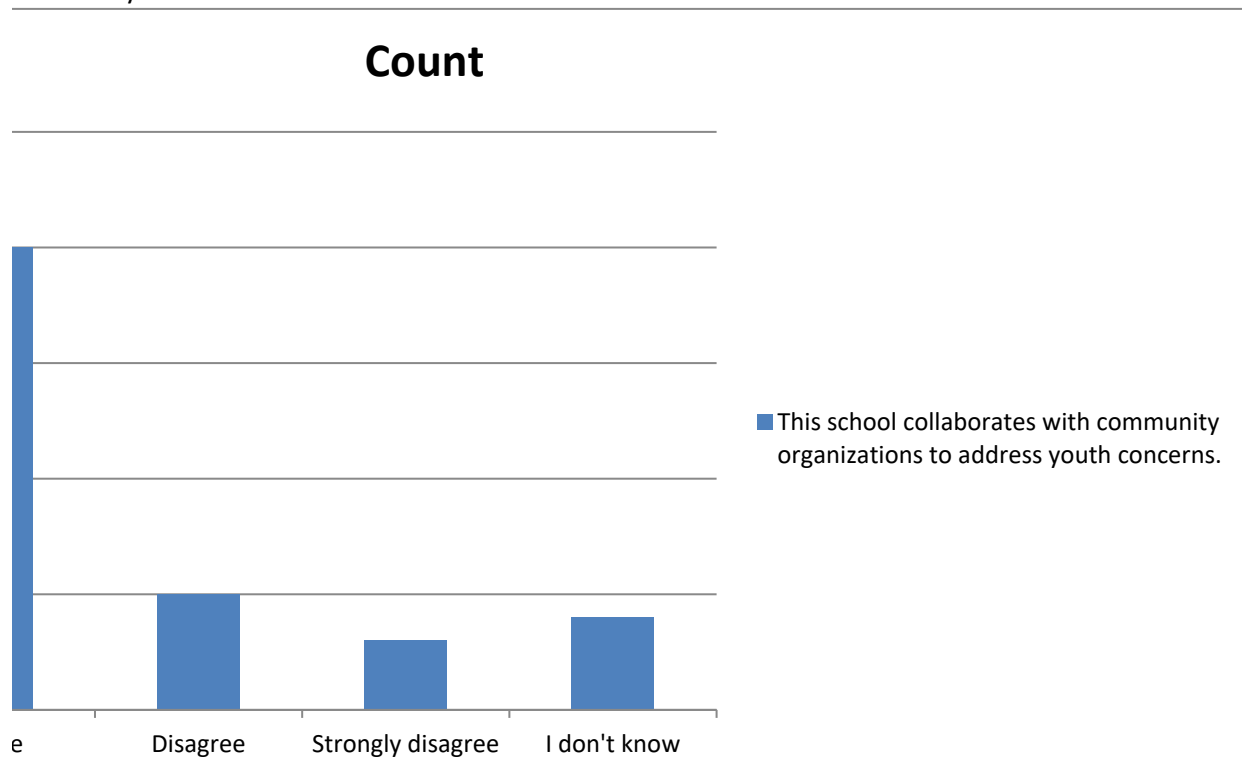
Count	This school	Percent	This school collaborates with community organizations to
Strongly ag	16	Strongly ag	33.3%
Agree	20	Agree	41.7%
Disagree	5	Disagree	10.4%
Strongly di:	3	Strongly di:	6.3%
I don't know	4	I don't know	8.3%

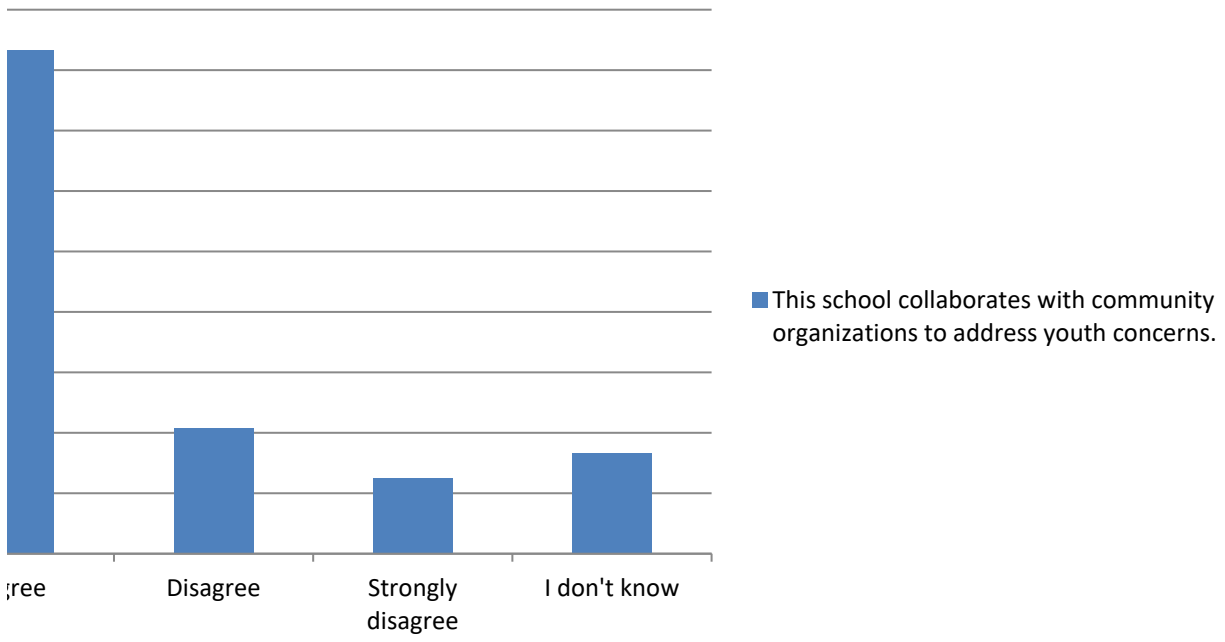




· Excel, to change the chart type.
C) or "Switch Plot" (Mac) in the chart tools

› address youth concerns.





Summary of Students learn about healthy relationships and communication at school.

Categorical Summary

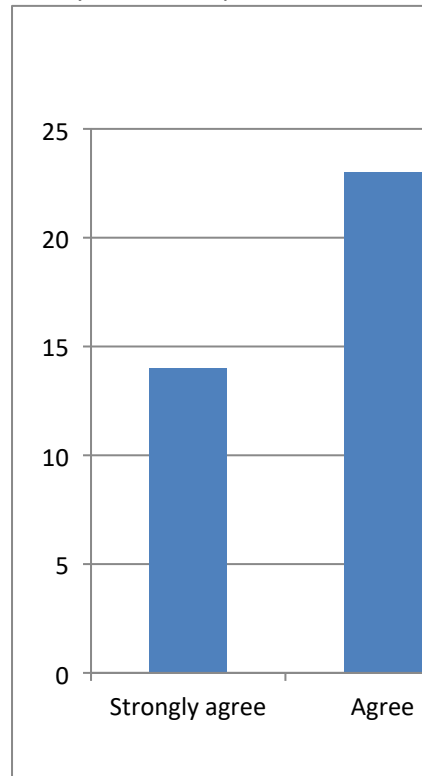
Sample Size Number of Distinct Categories

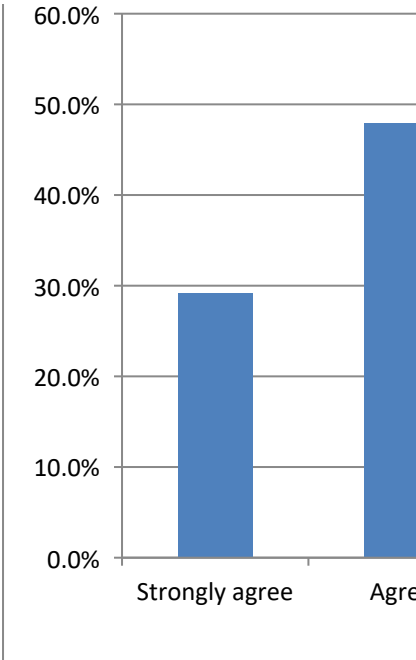
48 of 48 5

Students le Count	Percent of	Confidence Interval (Percent of Data)
Strongly ag	14	29.2% 18.2% to 43.2%
Agree	23	47.9% 34.5% to 61.7%
Disagree	5	10.4% 4.5% to 22.2%
Strongly di:	2	4.2% 1.2% to 14.0%
I don't know	4	8.3% 3.3% to 19.6%

Select a chart and choose "Clustered Column", "100% Stacked Column", or "Pie" chart in Powerpoint or To create a correct "100% Stacked Column" chart, choose the chart then click "Switch Row/Column" (PC

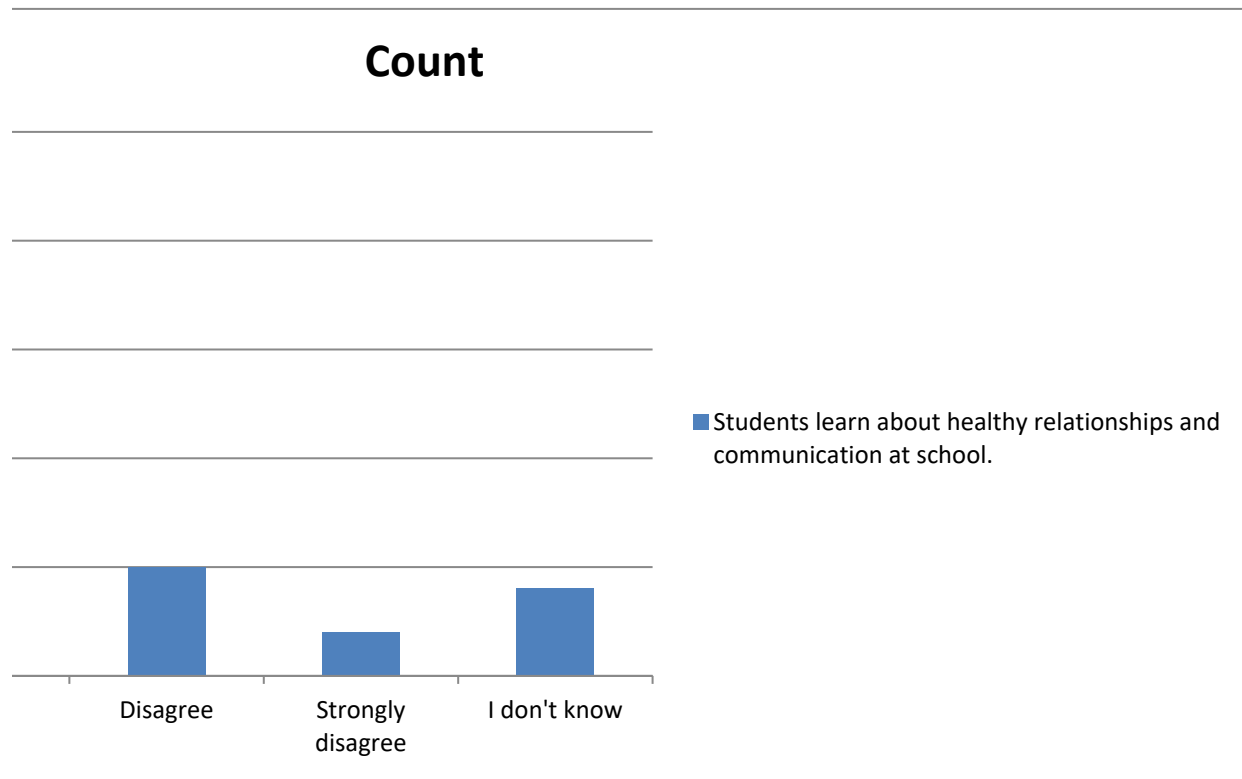
Count	Students le	Percent	Students learn about healthy relationships and communic
Strongly ag	14	Strongly ag	29.2%
Agree	23	Agree	47.9%
Disagree	5	Disagree	10.4%
Strongly di:	2	Strongly di:	4.2%
I don't know	4	I don't know	8.3%

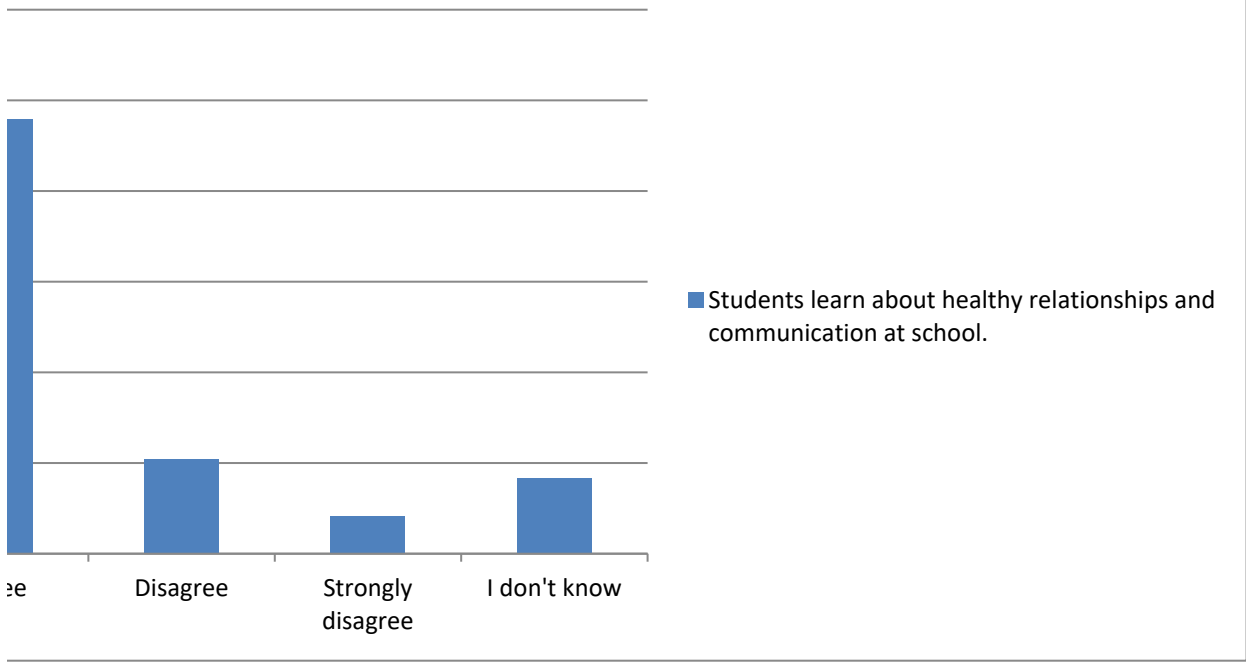




· Excel, to change the chart type.
C) or "Switch Plot" (Mac) in the chart tools

cation at school.





Summary of I have personally taught schoolwide expectations to my students in the last two months.

Categorical Summary


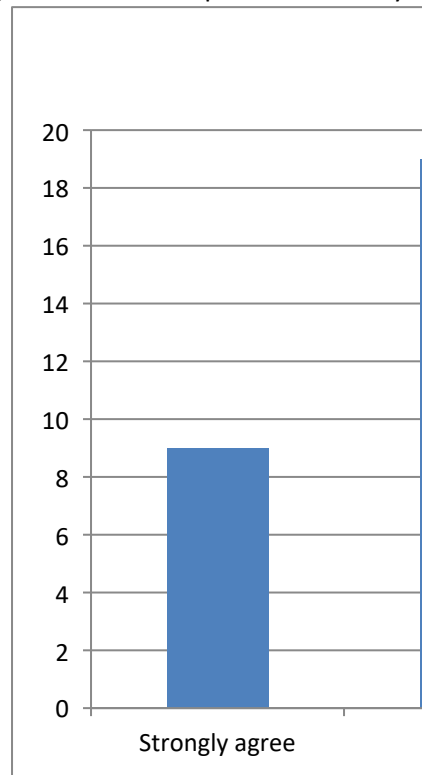
Sample Size Number of Distinct Categories

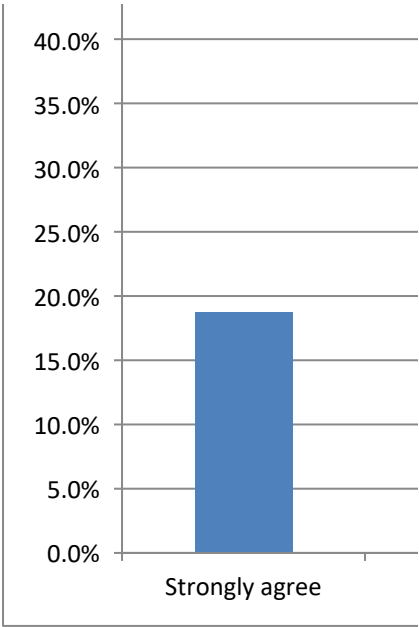
48 of 48 4

I have pers	Count	Percent	Confidence Interval (Percent of Data)
Strongly ag	9	18.8%	10.2% to 31.9%
Agree	19	39.6%	27.0% to 53.7%
Disagree	7	14.6%	7.2% to 27.2%
Not applica	13	27.1%	16.6% to 41.0%

Select a chart and choose "Clustered Column", "100% Stacked Column", or "Pie" chart in Powerpoint or To create a correct "100% Stacked Column" chart, choose the chart then click "Switch Row/Column" (PC


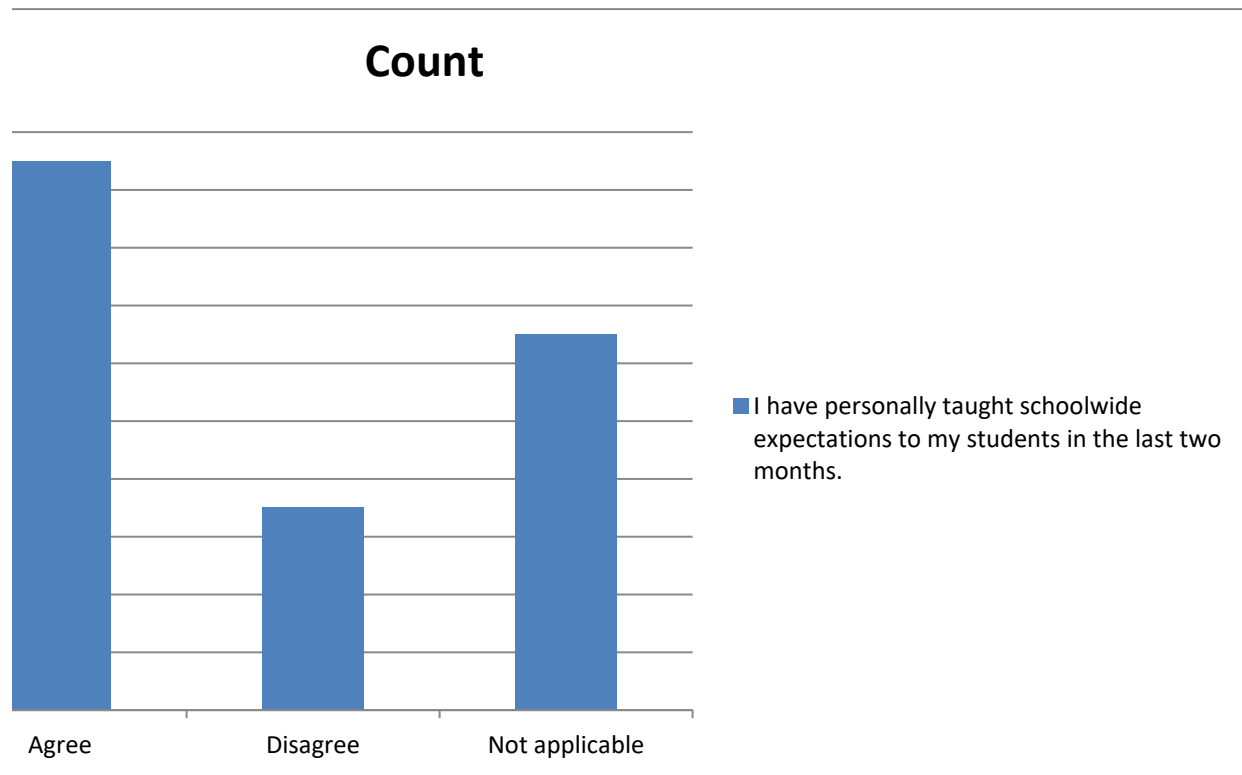
Count	I have pers	Percent	I have personally taught schoolwide expectations to my s
Strongly ag	9	Strongly ag 18.8%	
Agree	19	Agree 39.6%	
Disagree	7	Disagree 14.6%	
Not applica	13	Not applica 27.1%	

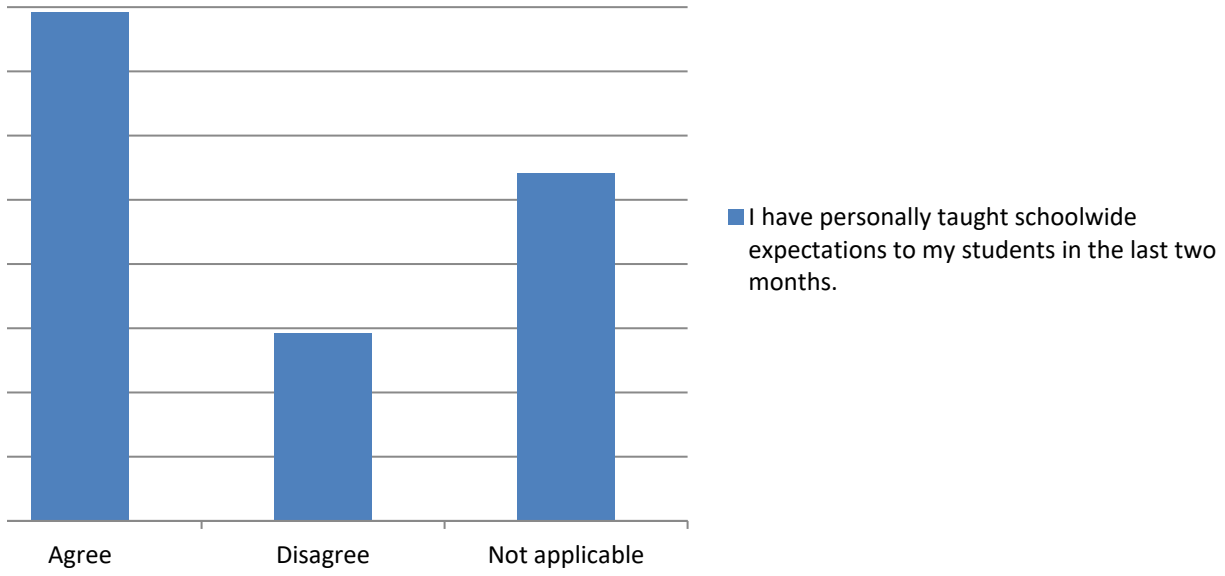




· Excel, to change the chart type.
C) or "Switch Plot" (Mac) in the chart tools

tudents in the last two months.





Summary of I have heard this type of language from students at my school:

Variable	Count	Average	Median
Sexual lang	48	1.33	1.0
Racist lang	47	1.43	1.0
Threatenin	48	1.48	1.0
Swearing	48	1.73	2.0
Gossip	48	1.75	2.0
Put-downs	48	1.75	2.0
Total	287	1.58	2.0



Select a chart and choose "Clustered Column", "100% Stacked Column", or "Pie" chart in Powerpoint or

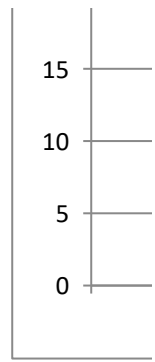
Col %

	Gossip	Put-downs	Racist lang	Sexual lang	Swearing	Threatening language
Yes	75.0%	75.0%	42.6%	33.3%	72.9%	47.9%
No	25.0%	25.0%	57.4%	66.7%	27.1%	52.1%

Count

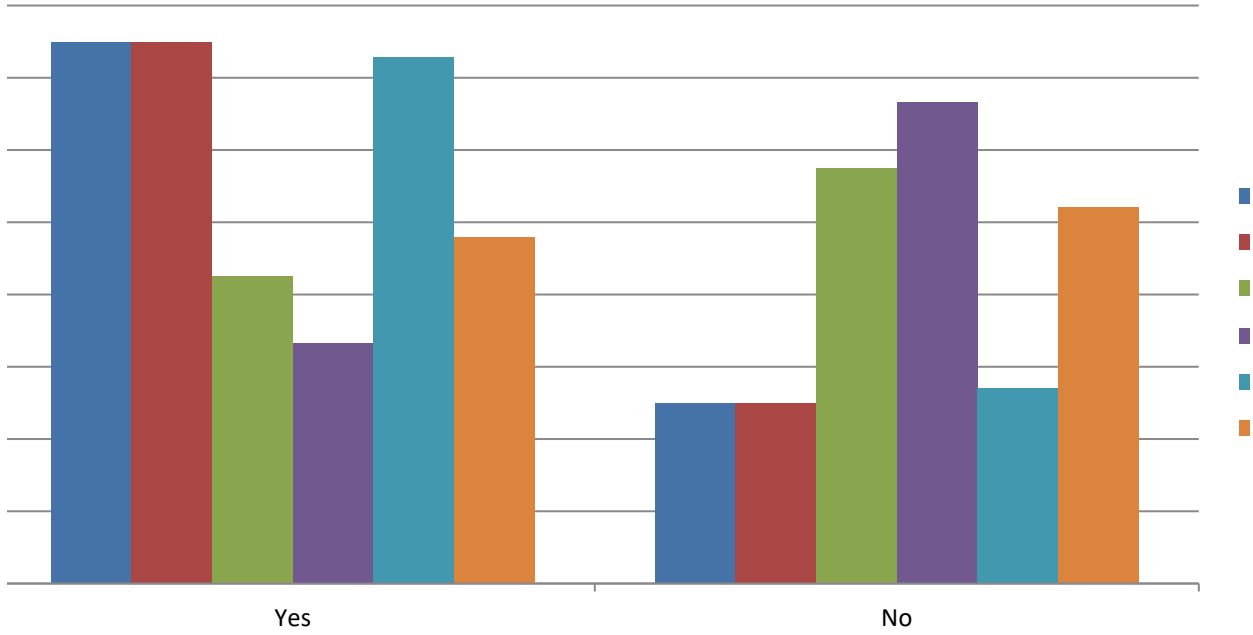
	Gossip	Put-downs	Racist lang	Sexual lang	Swearing	Threatening language
Yes	36	36	20	16	35	23
No	12	12	27	32	13	25



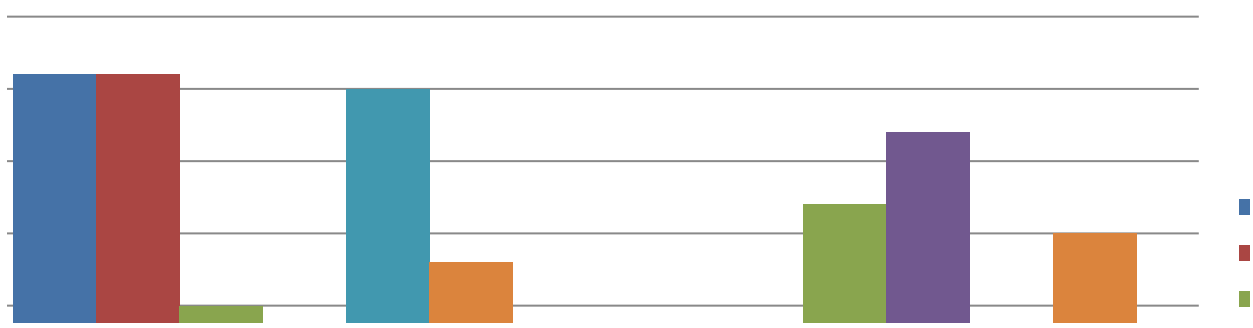


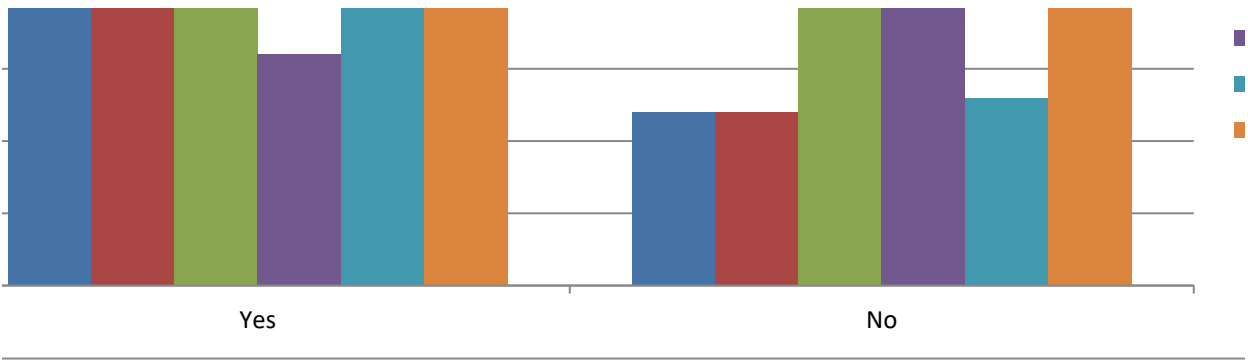
· Excel, to change the chart type.

Col %



Count





- Gossip
- Put-downs
- Racist language
- Sexual language
- Swearing
- Threatening language

- Gossip
- Put-downs
- Racist language

- Sexual language
- Swearing
- Threatening language

Summary of I have heard this type of language from staff at my school:

Variable	Count	Average	Median
Racist lang	48	1.06	1.0
Sexual lang	48	1.06	1.0
Threatenin	48	1.06	1.0
Swearing	48	1.33	1.0
Put-downs	48	1.38	1.0
Gossip	48	1.65	2.0
Total	288	1.26	1.0



Select a chart and choose "Clustered Column", "100% Stacked Column", or "Pie" chart in Powerpoint or

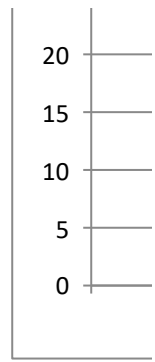
Col %

	Gossip	Put-downs	Racist lang	Sexual lang	Swearing	Threatening language
Yes	64.6%	37.5%	6.3%	6.3%	33.3%	6.3%
No	35.4%	62.5%	93.8%	93.8%	66.7%	93.8%

Count

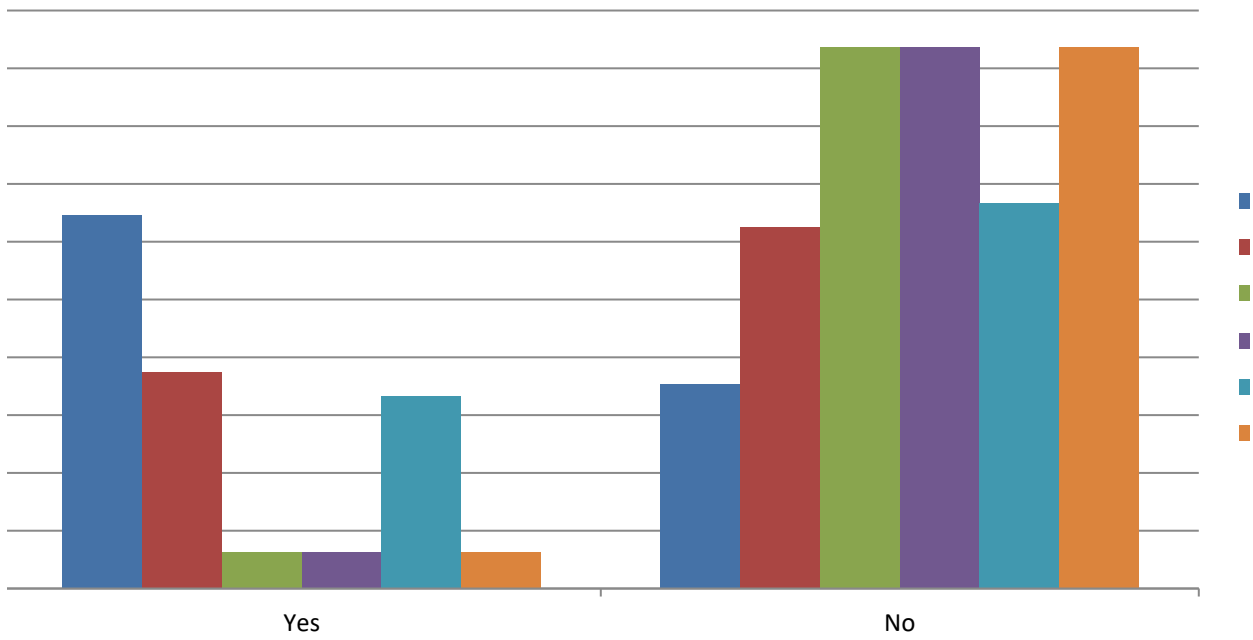
	Gossip	Put-downs	Racist lang	Sexual lang	Swearing	Threatening language
Yes	31	18	3	3	16	3
No	17	30	45	45	32	45



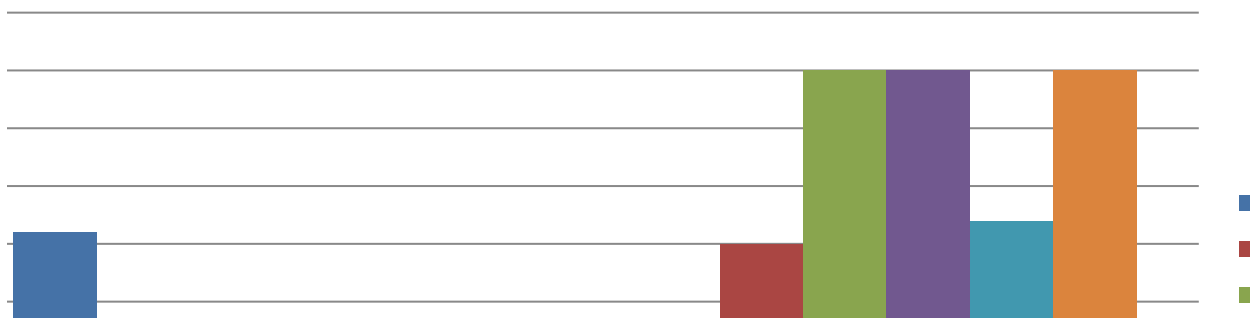


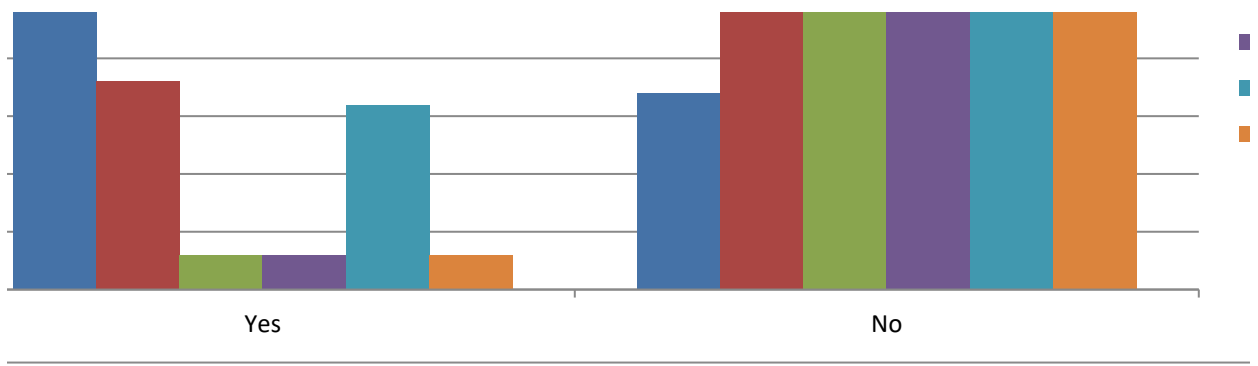
· Excel, to change the chart type.

Col %



Count





- Gossip
- Put-downs
- Racist language
- Sexual language
- Swearing
- Threatening language

- Gossip
- Put-downs
- Racist language

- Sexual language
- Swearing
- Threatening language

Summary of Staff at this school stop bullying when they see it.

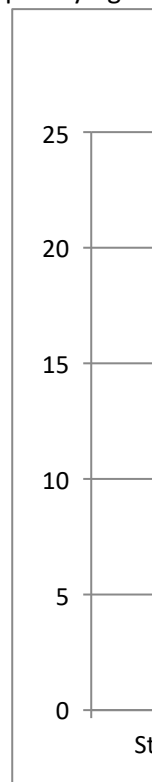
Categorical Summary


Sample Size: 45 of 45
 Average: 3.266667
 Median: 3
 Number of Distinct Categories: 4

Recode	Staff at this	Count	Percent of	Confidence Interval (Percent of Data)
4	Strongly ag	19	42.2%	29.0% to 56.7%
3	Agree	20	44.4%	30.9% to 58.8%
2	Disagree	5	11.1%	4.8% to 23.5%
1	Strongly di:	1	2.2%	0.4% to 11.6%

Select a chart and choose "Clustered Column", "100% Stacked Column", or "Pie" chart in Powerpoint or To create a correct "100% Stacked Column" chart, choose the chart then click "Switch Row/Column" (PC

Recode	Count	Staff at this	Percent	Staff at this school stop bullying w/
4	Strongly ag	19	Strongly ag	42.2%
3	Agree	20	Agree	44.4%
2	Disagree	5	Disagree	11.1%
1	Strongly di:	1	Strongly di:	2.2%

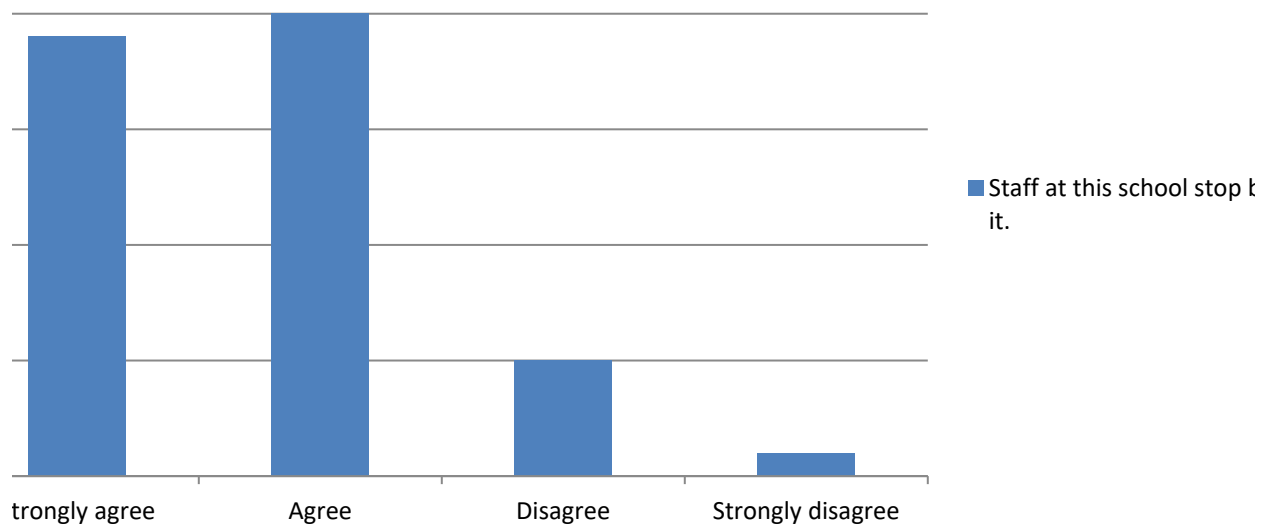




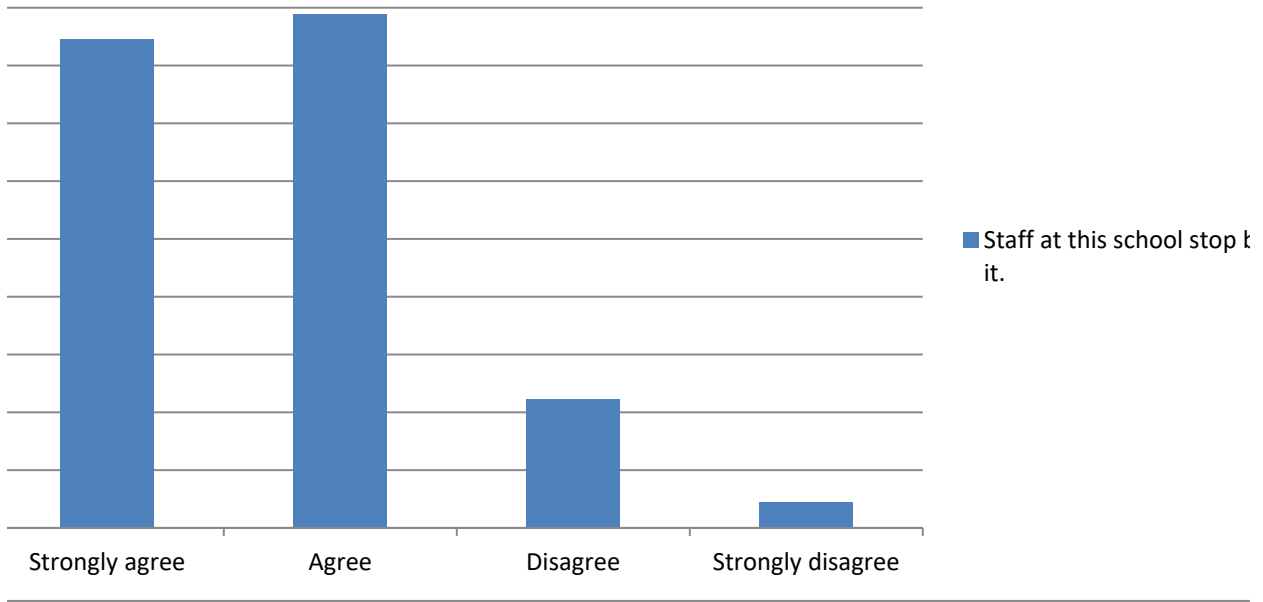
· Excel, to change the chart type.
C) or "Switch Plot" (Mac) in the chart tools

hen they see it.

Count



Percent



bullying when they see

bullying when they see

Summary of The school has a clearly defined procedure for reporting acts of bullying/ cyberbullying.

Categorical Summary

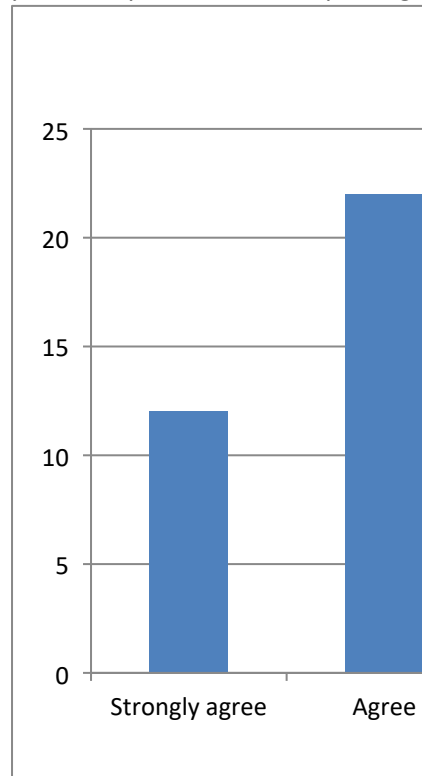
Sample Size Number of Distinct Categories

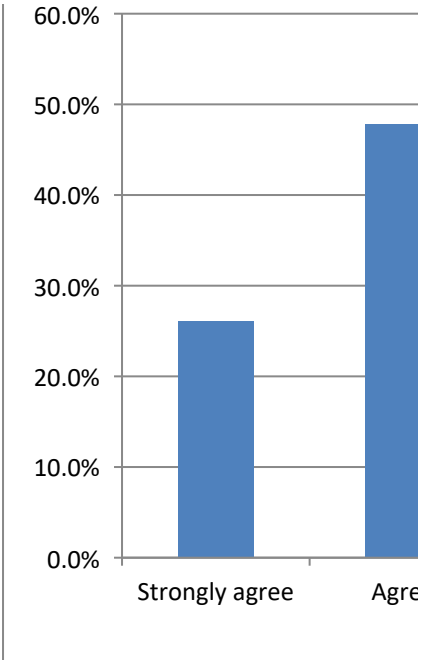
46 of 46 5

The school	Count	Percent of	Confidence Interval (Percent of Data)
Strongly ag	12	26.1%	15.6% to 40.3%
Agree	22	47.8%	34.1% to 61.9%
Disagree	6	13.0%	6.1% to 25.7%
Strongly di:	3	6.5%	2.2% to 17.5%
I don't know	3	6.5%	2.2% to 17.5%

Select a chart and choose "Clustered Column", "100% Stacked Column", or "Pie" chart in Powerpoint or To create a correct "100% Stacked Column" chart, choose the chart then click "Switch Row/Column" (PC

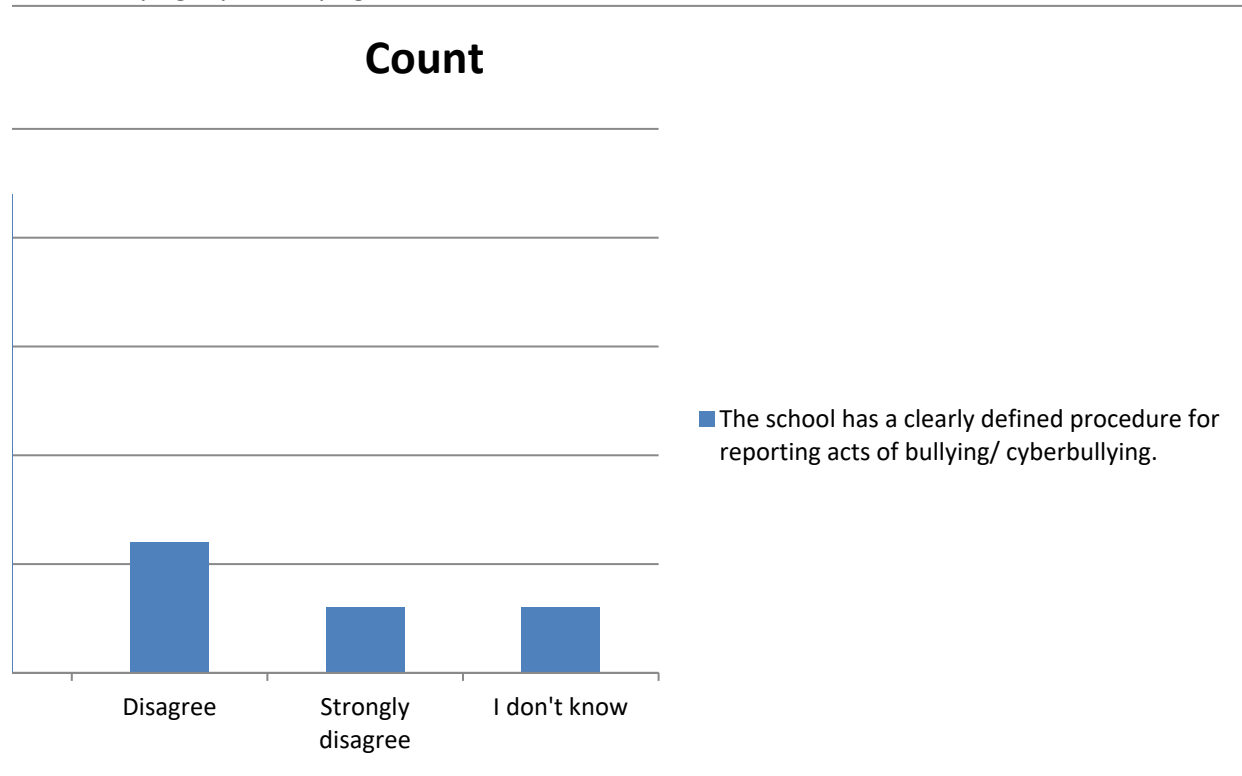
Count	The school	Percent	The school has a clearly defined procedure for reporting a
Strongly ag	12	Strongly ag	26.1%
Agree	22	Agree	47.8%
Disagree	6	Disagree	13.0%
Strongly di:	3	Strongly di:	6.5%
I don't know	3	I don't know	6.5%

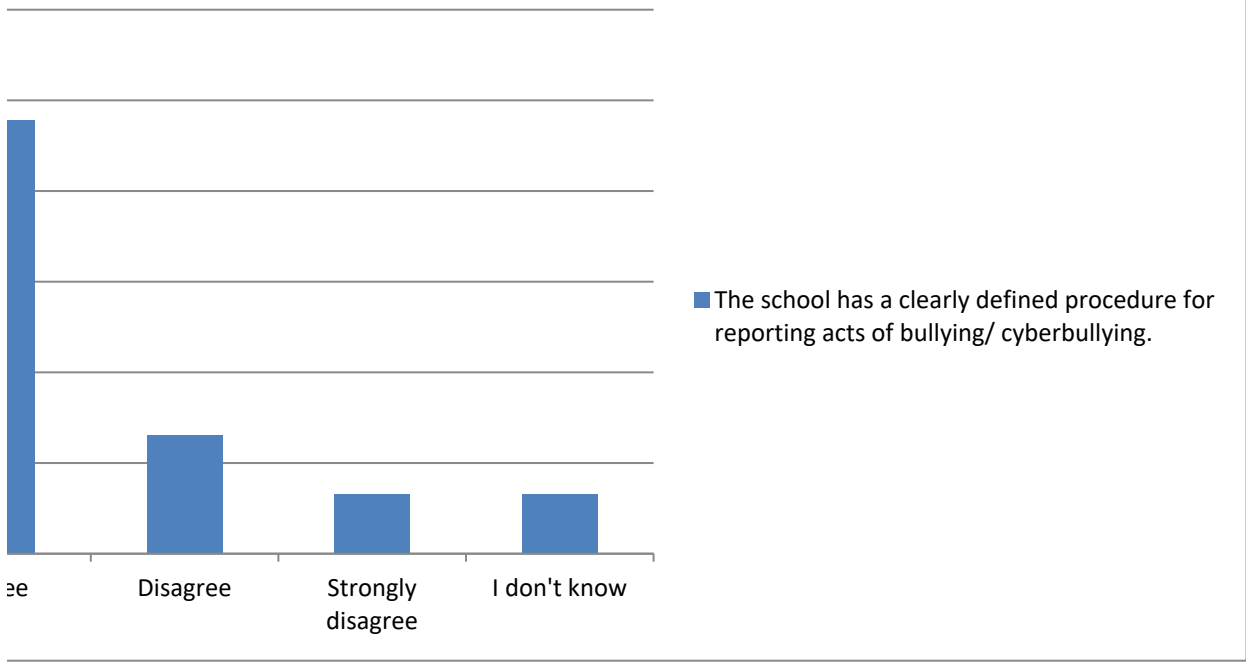




· Excel, to change the chart type.
C) or "Switch Plot" (Mac) in the chart tools

acts of bullying/ cyberbullying.





Summary of I feel comfortable intervening when I witness bullying.

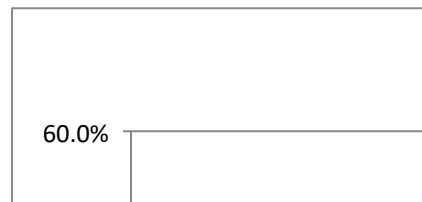
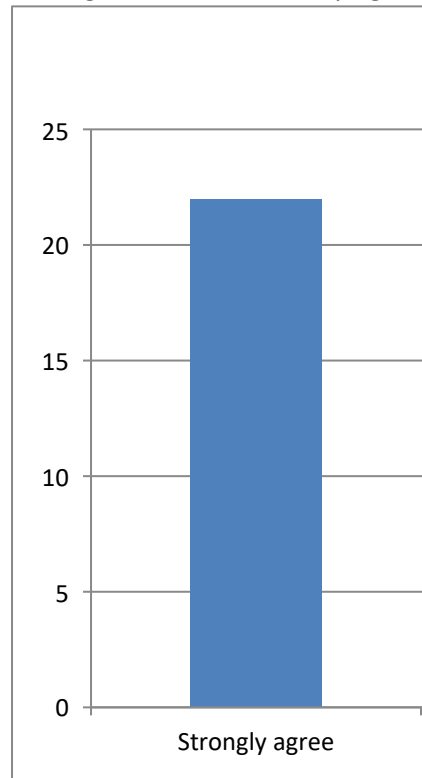
Categorical Summary

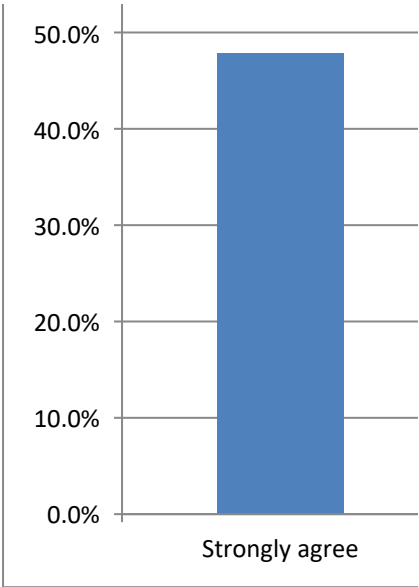
Sample Size Number of Distinct Categories
 46 of 46 3

I feel comf	Count	Percent of	Confidence Interval (Percent of Data)
Strongly ag	22	47.8%	34.1% to 61.9%
Agree	20	43.5%	30.2% to 57.8%
Disagree	4	8.7%	3.4% to 20.3%


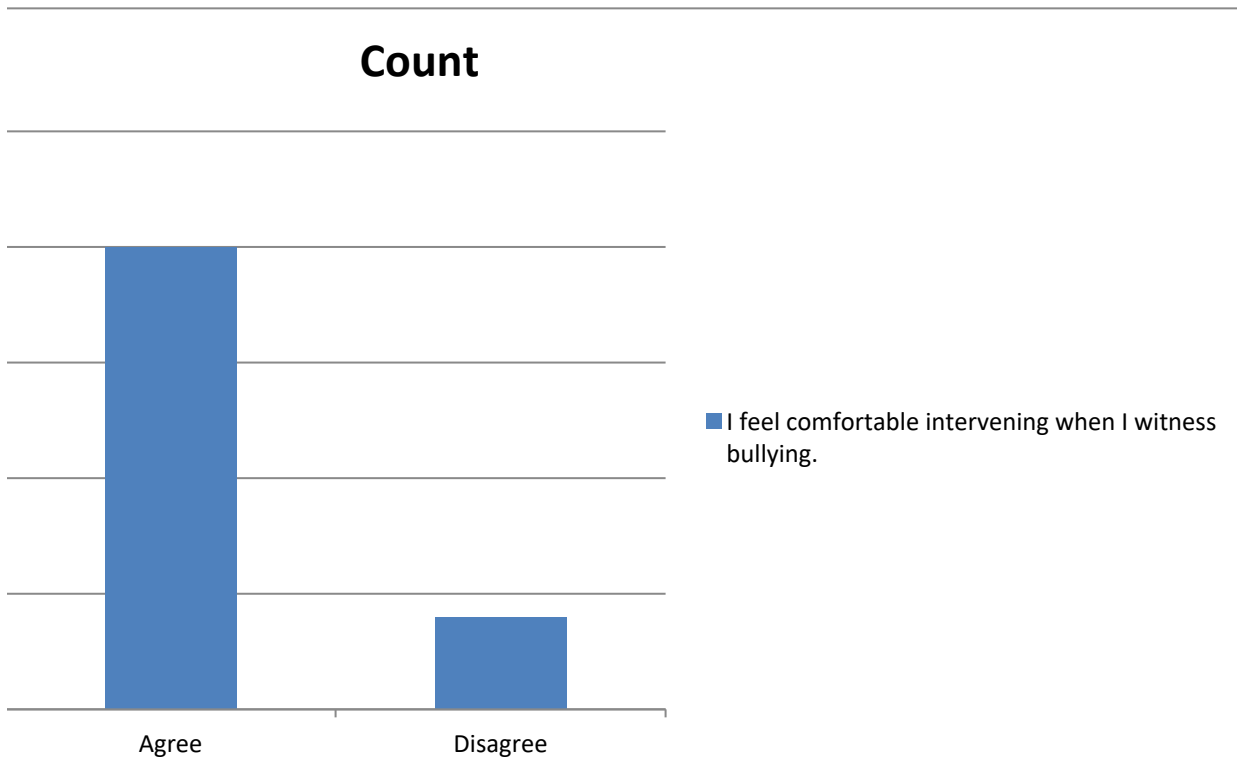
Select a chart and choose "Clustered Column", "100% Stacked Column", or "Pie" chart in Powerpoint or To create a correct "100% Stacked Column" chart, choose the chart then click "Switch Row/Column" (PC

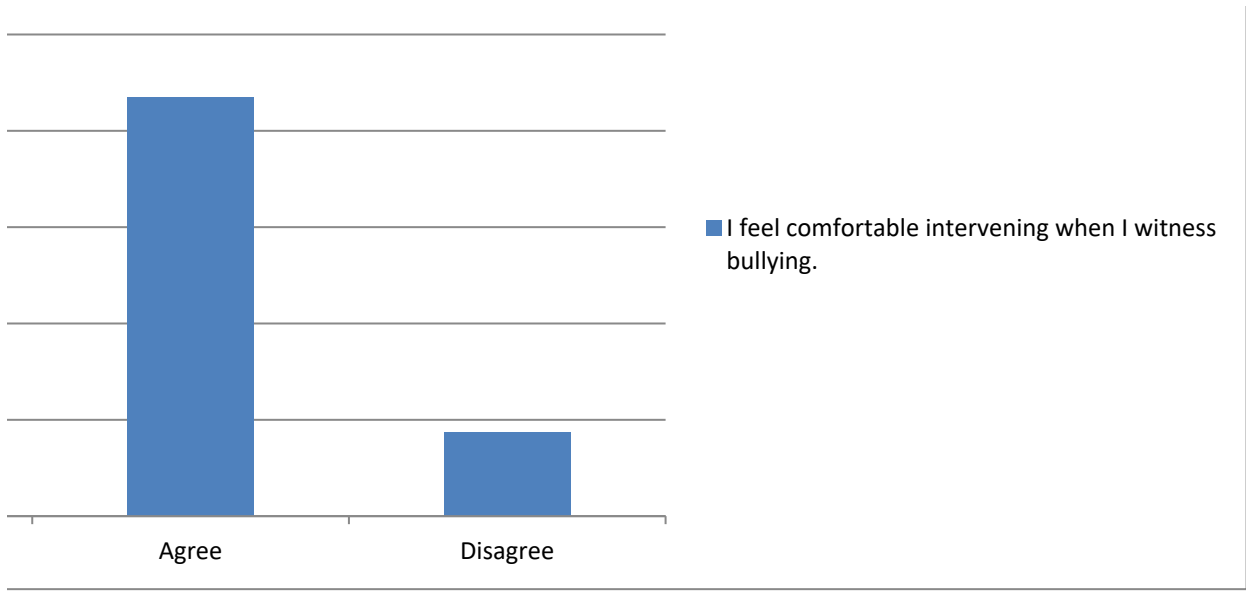
Count	I feel comf	Percent	I feel comfortable intervening when I witness bullying.
Strongly ag	22	Strongly ag	47.8%
Agree	20	Agree	43.5%
Disagree	4	Disagree	8.7%





· Excel, to change the chart type.
C) or "Switch Plot" (Mac) in the chart tools





Summary of I know what to do to help students in a mental health crisis.

Categorical Summary


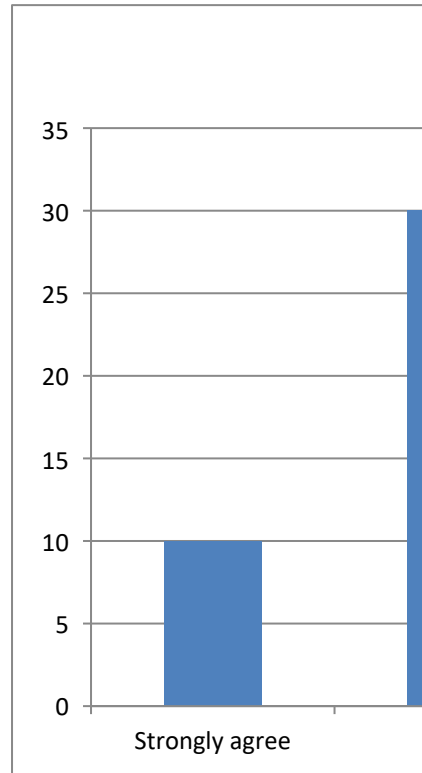
Sample Size Number of Distinct Categories

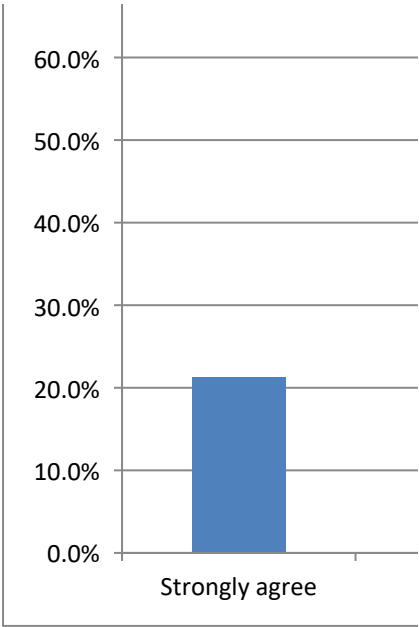
47 of 47 4

I know what to do to help students in a mental health crisis	Count	Percent	Confidence Interval (Percent of Data)
Strongly agree	10	21.3%	12.0% to 34.9%
Agree	30	63.8%	49.5% to 76.0%
Disagree	4	8.5%	3.4% to 19.9%
Strongly disagree	3	6.4%	2.2% to 17.2%

Select a chart and choose "Clustered Column", "100% Stacked Column", or "Pie" chart in Powerpoint or To create a correct "100% Stacked Column" chart, choose the chart then click "Switch Row/Column" (PC


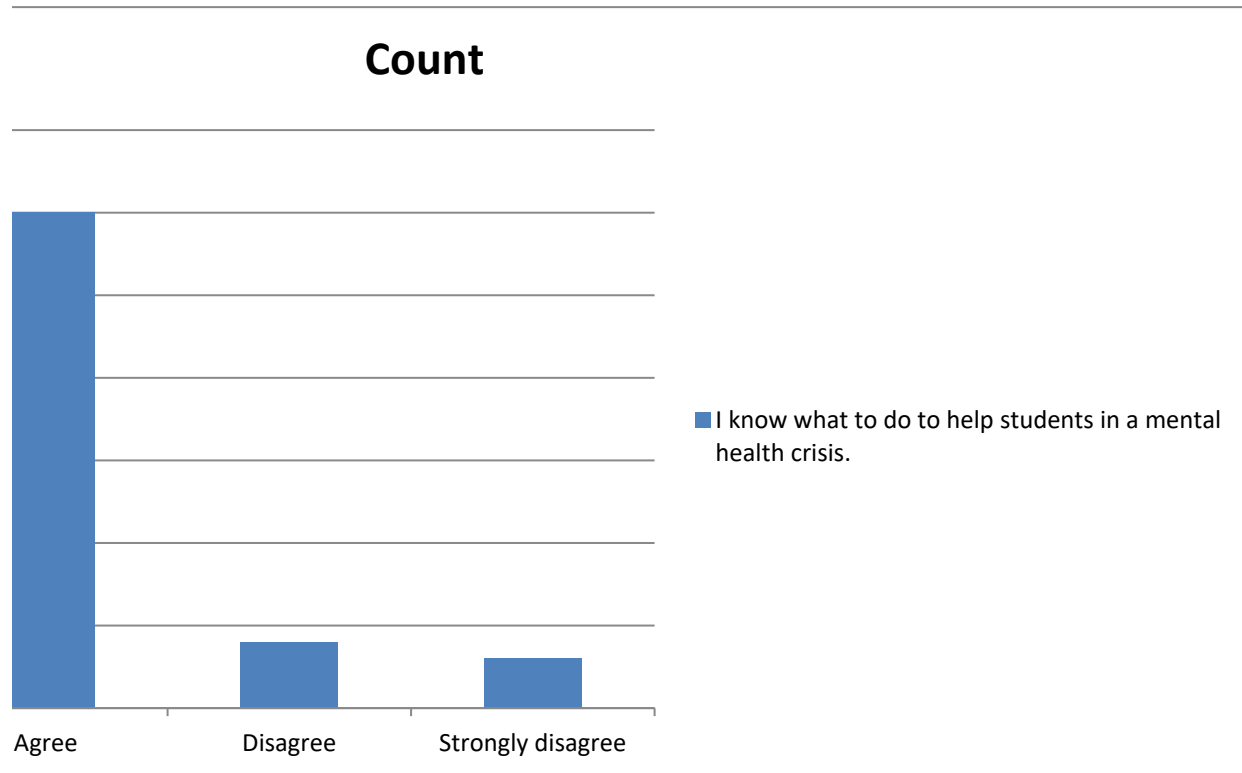
Count	I know what to do to help students in a mental health crisis	Percent
10	Strongly agree	21.3%
30	Agree	63.8%
4	Disagree	8.5%
3	Strongly disagree	6.4%

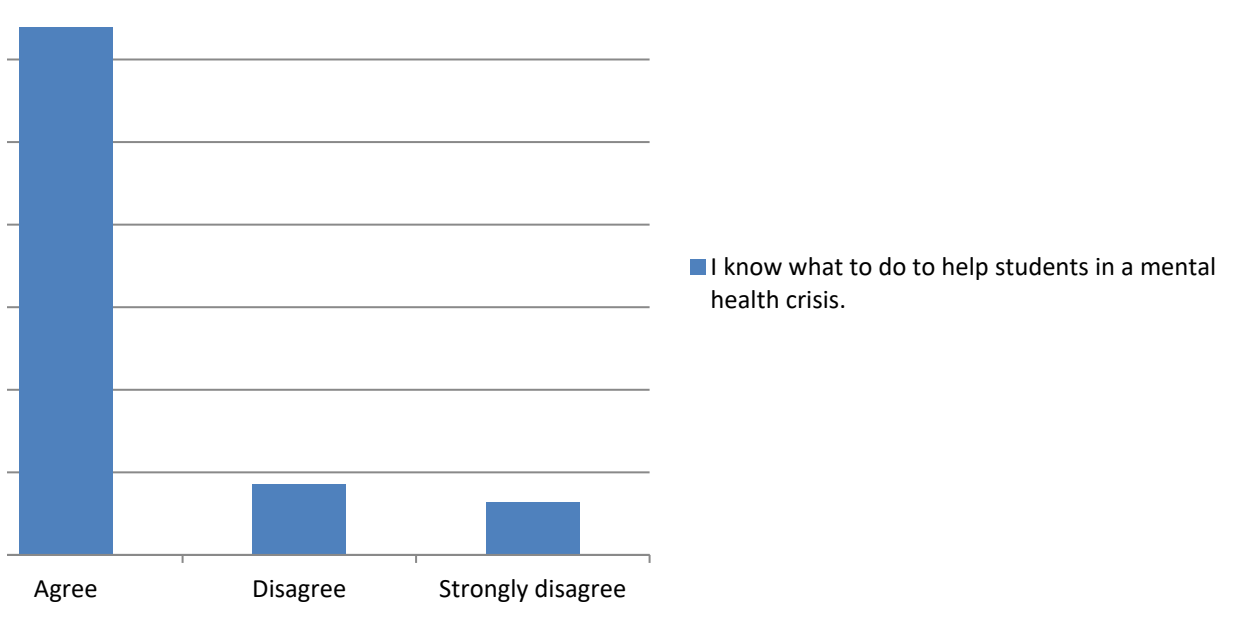




· Excel, to change the chart type.
C) or "Switch Plot" (Mac) in the chart tools

sis.





Summary of My school has adequate supports for students experiencing thoughts of suicide.

Categorical Summary


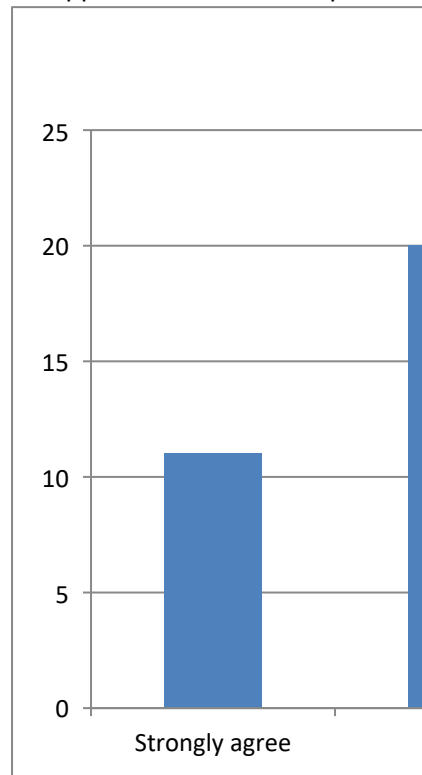
Sample Size Number of Distinct Categories

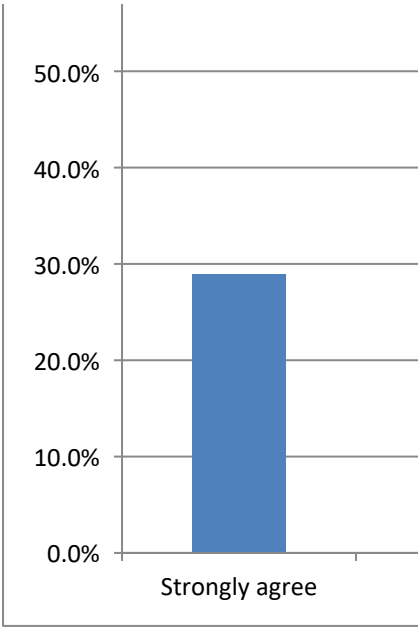
38 of 38 4

My school	Count	Percent of	Confidence Interval (Percent of Data)
Strongly ag	11	28.9%	17.0% to 44.8%
Agree	20	52.6%	37.3% to 67.5%
Disagree	3	7.9%	2.7% to 20.8%
Strongly di:	4	10.5%	4.2% to 24.1%

Select a chart and choose "Clustered Column", "100% Stacked Column", or "Pie" chart in Powerpoint or To create a correct "100% Stacked Column" chart, choose the chart then click "Switch Row/Column" (PC


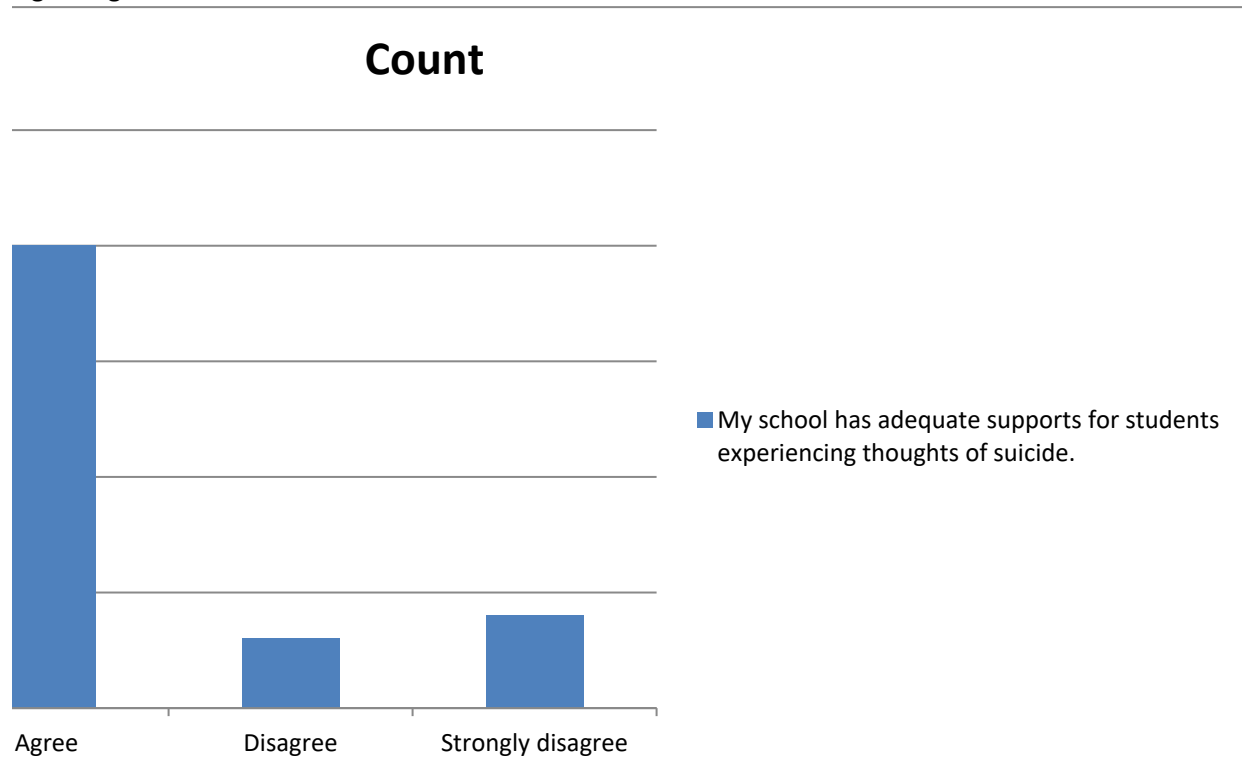
Count	My school	Percent	My school has adequate supports for students experienci
Strongly ag	11	Strongly ag 28.9%	
Agree	20	Agree 52.6%	
Disagree	3	Disagree 7.9%	
Strongly di:	4	Strongly di: 10.5%	

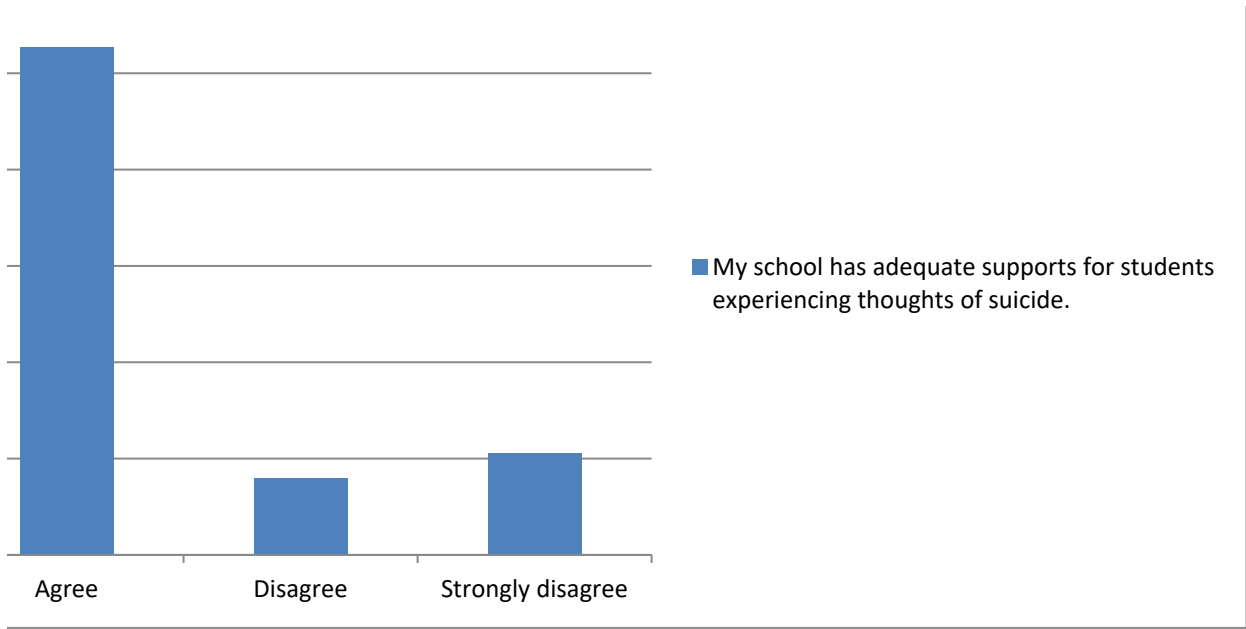




· Excel, to change the chart type.
C) or "Switch Plot" (Mac) in the chart tools

ing thoughts of suicide.





Summary of I know what to do if I see a warning sign for suicide.

Categorical Summary

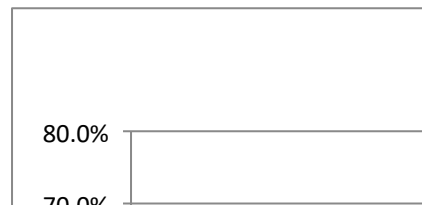
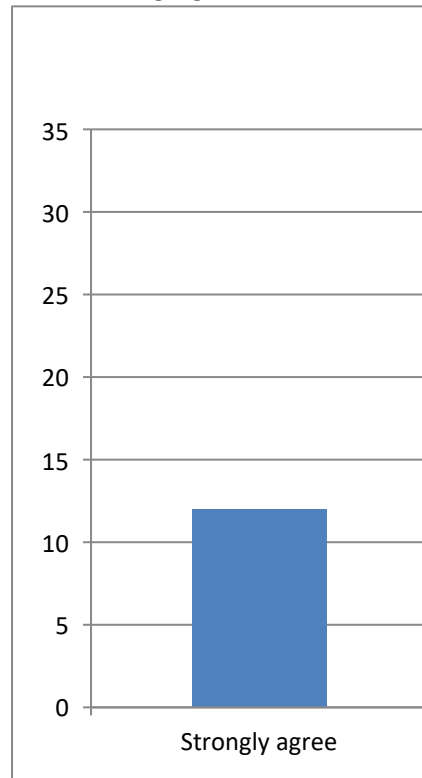
Sample Size Number of Distinct Categories

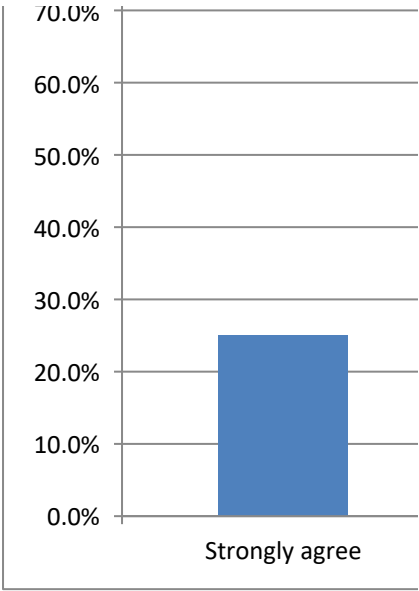
48 of 48 3

I know what to do if I see a warning sign for suicide	Count	Percent	Confidence Interval (Percent of Data)
Strongly agree	12	25.0%	14.9% to 38.8%
Agree	33	68.8%	54.7% to 80.1%
Strongly disagree	3	6.3%	2.1% to 16.8%


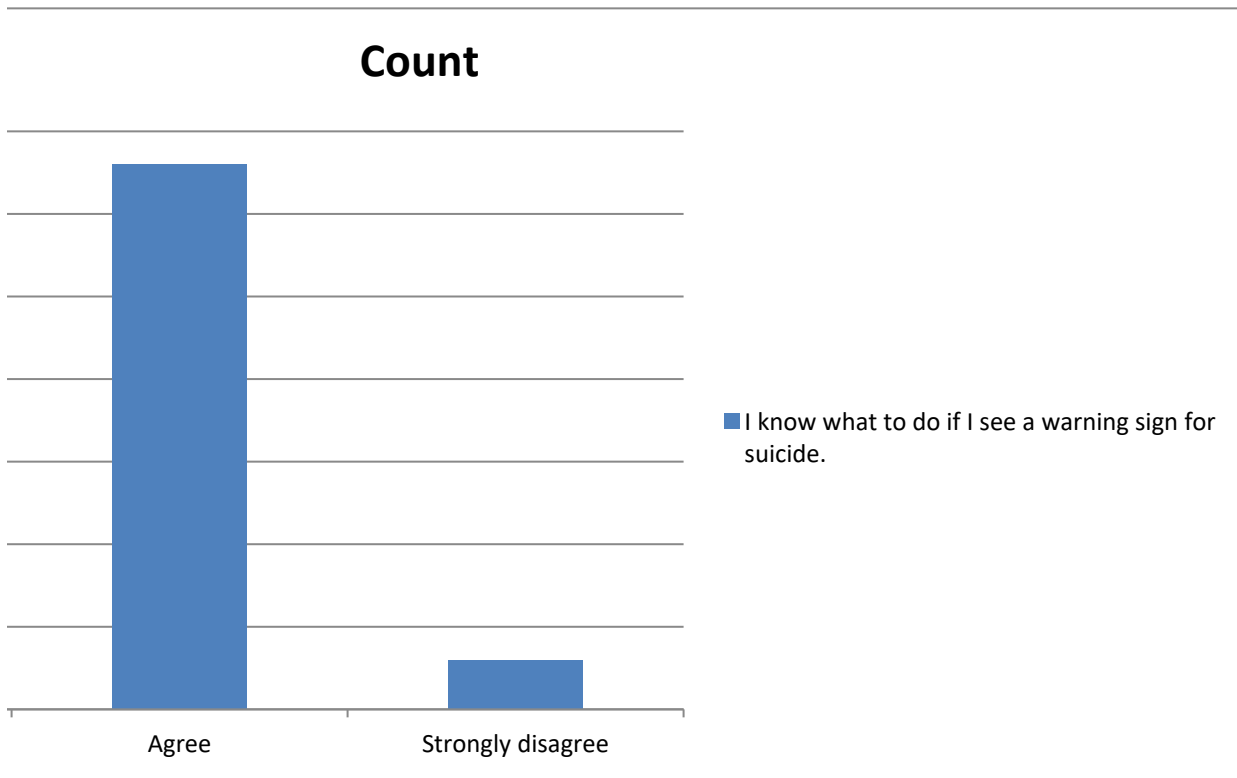
Select a chart and choose "Clustered Column", "100% Stacked Column", or "Pie" chart in Powerpoint or To create a correct "100% Stacked Column" chart, choose the chart then click "Switch Row/Column" (PC

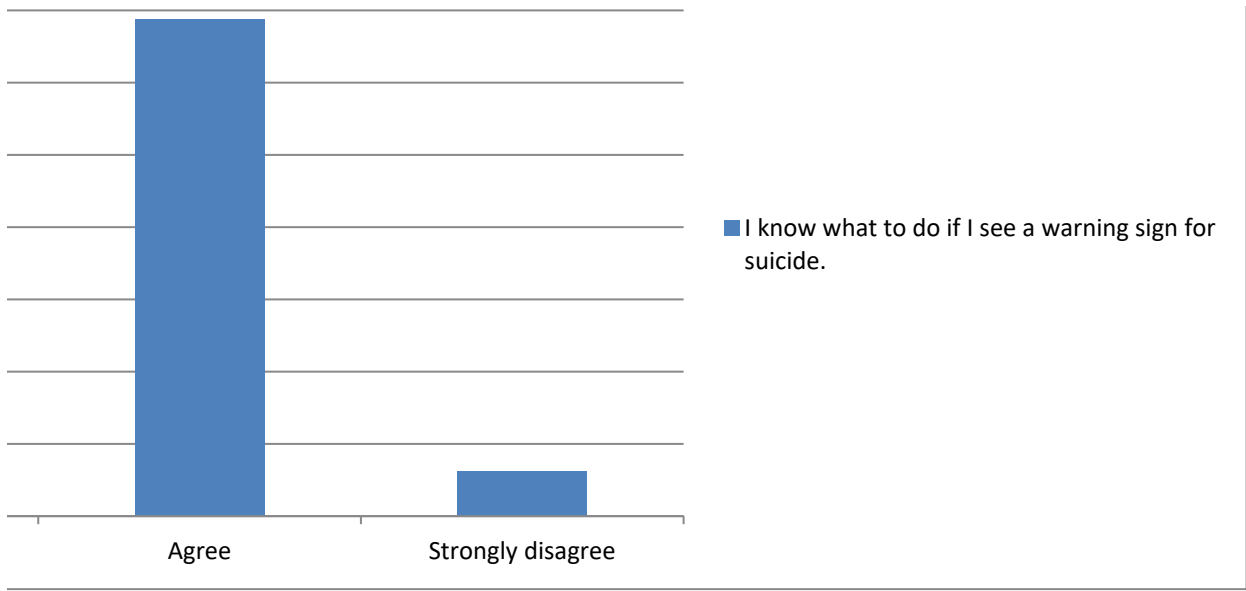
Count	I know what to do if I see a warning sign for suicide	Percent
Strongly agree	12	25.0%
Agree	33	68.8%
Strongly disagree	3	6.3%





· Excel, to change the chart type.
C) or "Switch Plot" (Mac) in the chart tools





Summary of I feel prepared to respond appropriately to someone who is experiencing thoughts of suicide

Categorical Summary

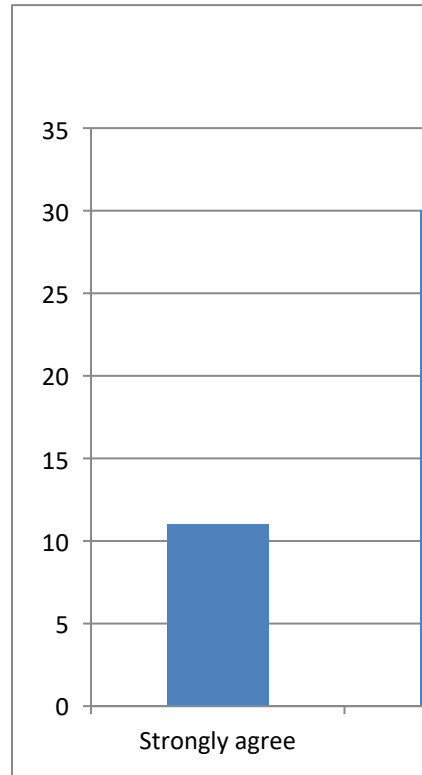
Sample Size Number of Distinct Categories

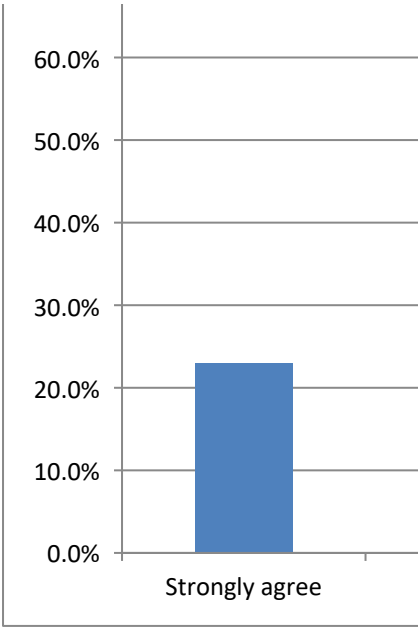
48 of 48 4

I feel prepared to respond	Count	Percent of Data	Confidence Interval (Percent of Data)
Strongly agree	11	22.9%	13.3% to 36.5%
Agree	30	62.5%	48.4% to 74.8%
Disagree	5	10.4%	4.5% to 22.2%
Strongly disagree	2	4.2%	1.2% to 14.0%

Select a chart and choose "Clustered Column", "100% Stacked Column", or "Pie" chart in Powerpoint or Excel. To create a correct "100% Stacked Column" chart, choose the chart then click "Switch Row/Column" (PC).

Count	I feel prepared to respond	Percent	I feel prepared to respond appropriately to someone who
11	Strongly agree	22.9%	
30	Agree	62.5%	
5	Disagree	10.4%	
2	Strongly disagree	4.2%	


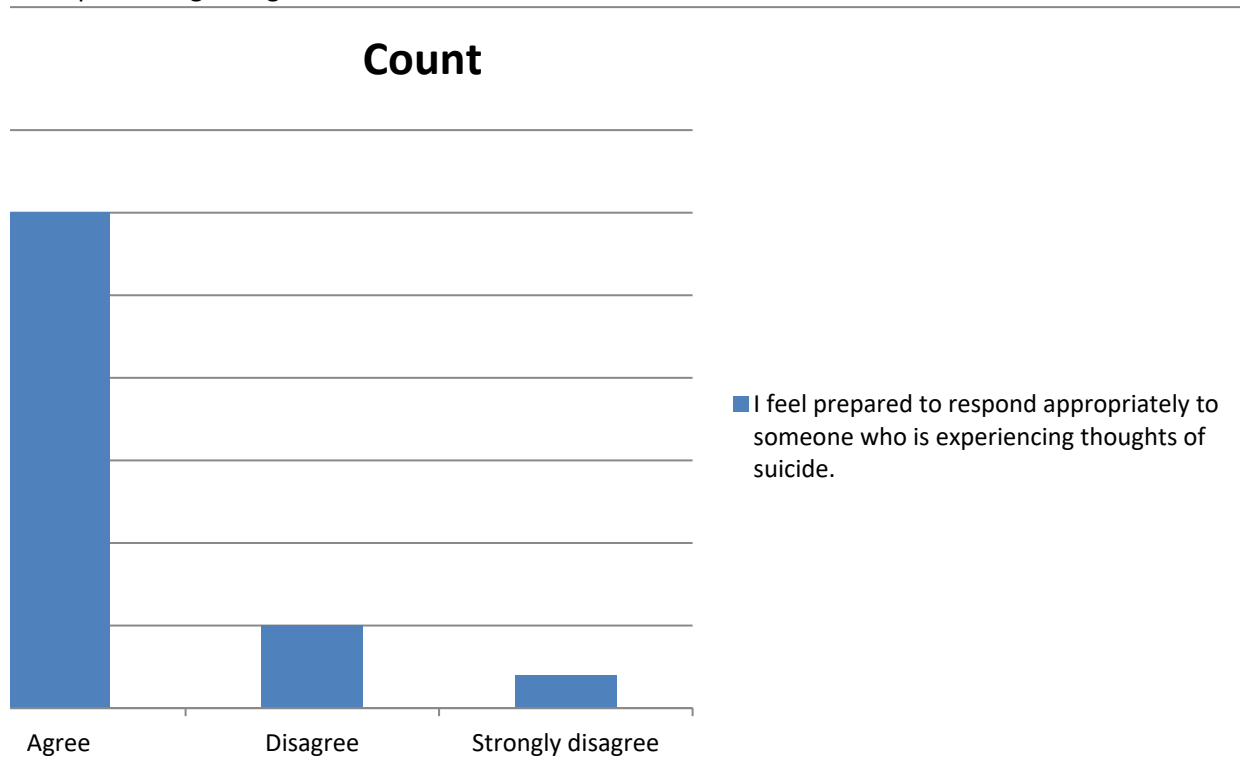


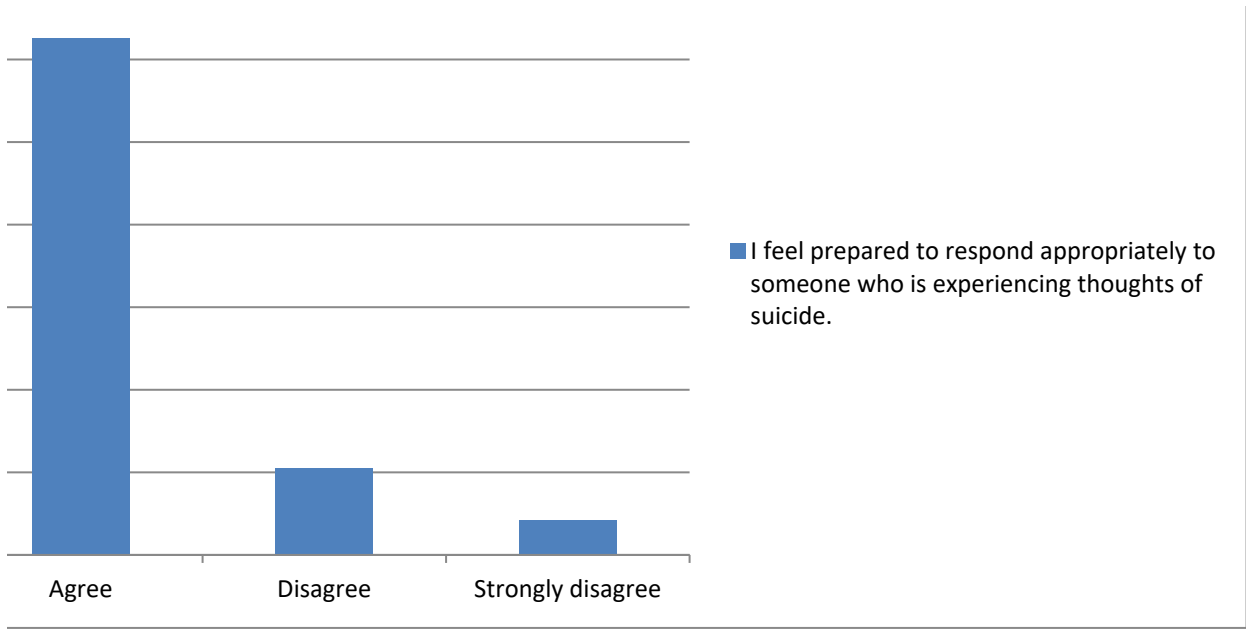


de.

· Excel, to change the chart type.
C) or "Switch Plot" (Mac) in the chart tools

o is experiencing thoughts of suicide.





Summary of Staff at this school teach students strategies to manage emotions.



Categorical Summary

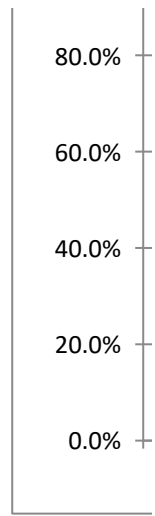
Sample Size	Average	Median	Number of Distinct Categories
1 of 1		3	3

Recode	Staff at this	Count	Percent of	Confidence Interval (Percent of Data)
	3	Agree	1	100.0% 20.7% to 100.0%

Select a chart and choose "Clustered Column", "100% Stacked Column", or "Pie" chart in Powerpoint or To create a correct "100% Stacked Column" chart, choose the chart then click "Switch Row/Column" (PC

Recode	Count	Staff at this	Percent	Staff at this school teach students
3	Agree	1	Agree	100.0%

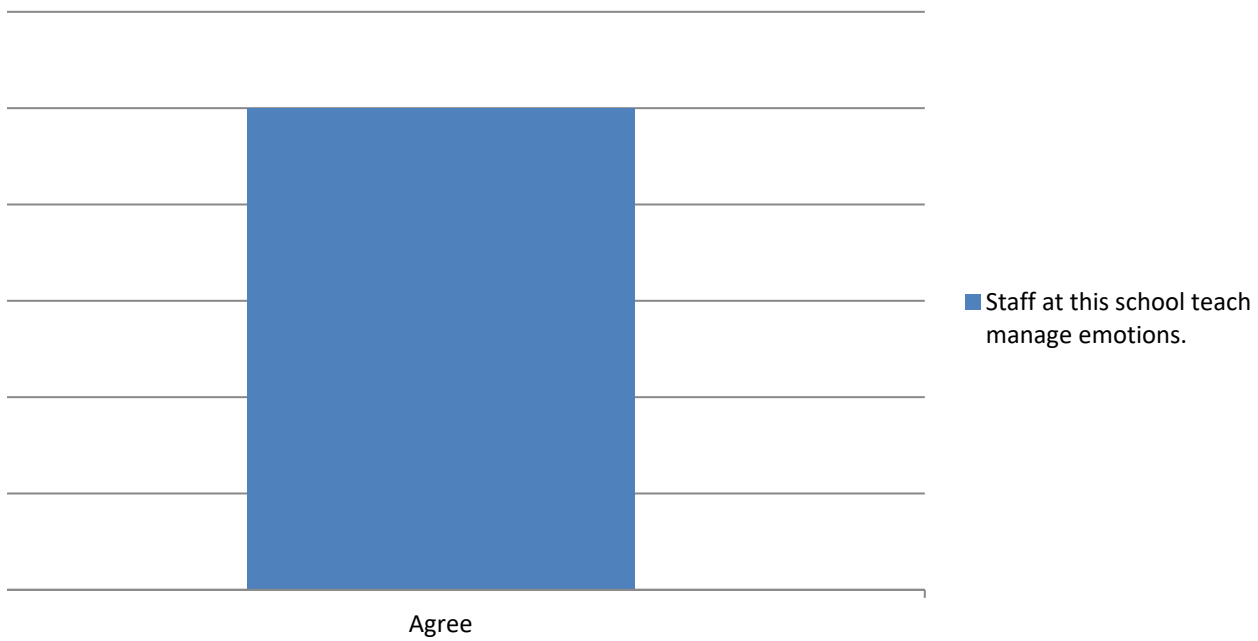




· Excel, to change the chart type.
C) or "Switch Plot" (Mac) in the chart tools

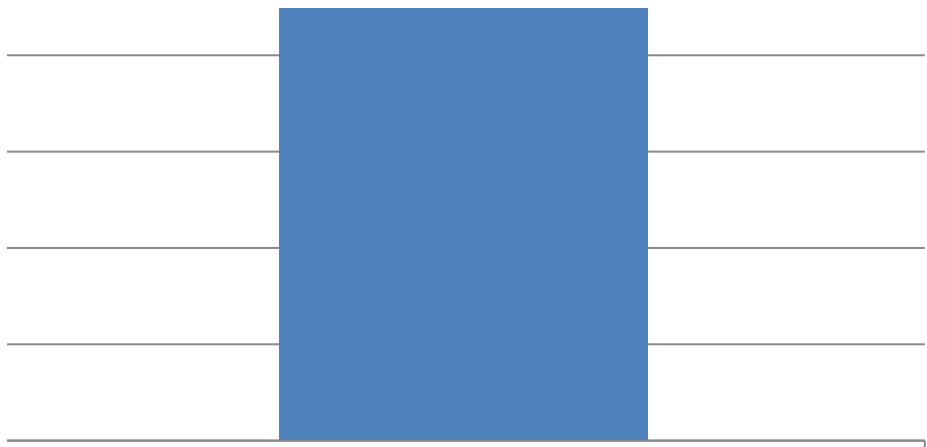
strategies to manage emotions.

Count



Percent





■ Staff at this school teach manage emotions.

Agree

1 students strategies to

1 students strategies to

Summary of This school helps parents find community supports for their students who need them.



Categorical Summary

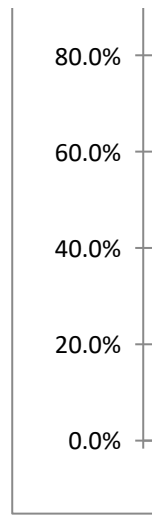
Sample Size: 1 of 1
 Average: 3
 Median: 3
 Number of Distinct Categories: 1

Recode: 3 Agree
 This school Count: 1
 Percent of: 100.0%
 Confidence Interval (Percent of Data): 20.7% to 100.0%

Select a chart and choose "Clustered Column", "100% Stacked Column", or "Pie" chart in Powerpoint or To create a correct "100% Stacked Column" chart, choose the chart then click "Switch Row/Column" (PC

Recode	Count	This school	Percent	This school helps parents find com
3	Agree	1	Agree	100.0%

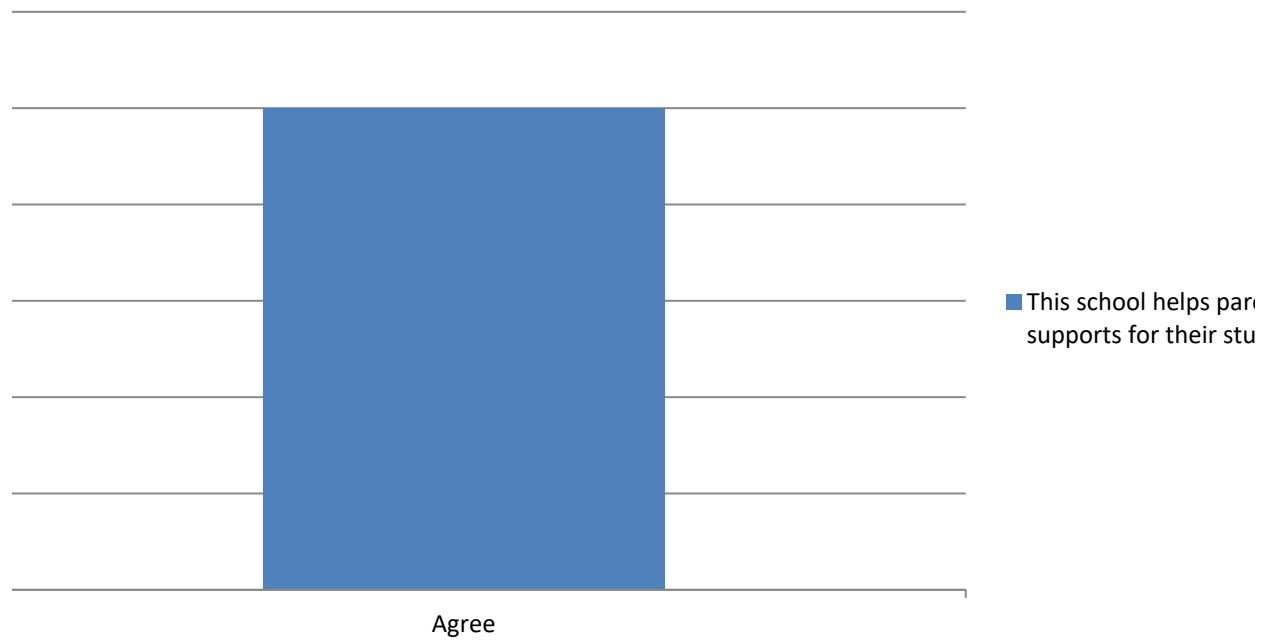




Excel, to change the chart type.
C) or "Switch Plot" (Mac) in the chart tools


community supports for their students who need them.

Count



Percent





■ This school helps par
supports for their stu

Agree

ents find community
idents who need them.

ents find community
idents who need them.

Summary of The following is a problem in the neighborhood where this school is located: garbage, litter



Categorical Summary

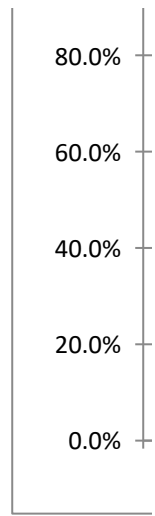
Sample Size	Average	Median	Number of Distinct Categories
1 of 1	2	2	1

Recode	The followi	Count	Percent of	Confidence Interval (Percent of Data)
2	Disagree	1	100.0%	20.7% to 100.0%

Select a chart and choose "Clustered Column", "100% Stacked Column", or "Pie" chart in Powerpoint or To create a correct "100% Stacked Column" chart, choose the chart then click "Switch Row/Column" (PC

Recode	Count	The followi	Percent	The following is a problem in the n
2	Disagree	1	Disagree	100.0%



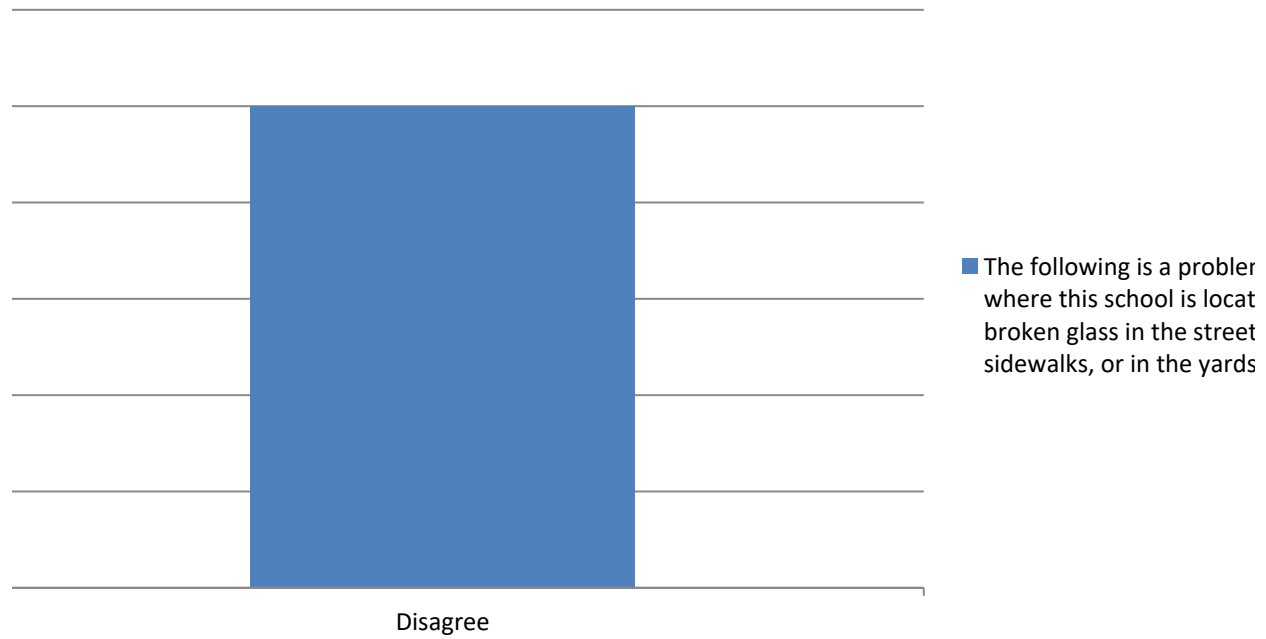


r, or broken glass in the street or road, on the sidewalks, or in the yards.

· Excel, to change the chart type.
C) or "Switch Plot" (Mac) in the chart tools

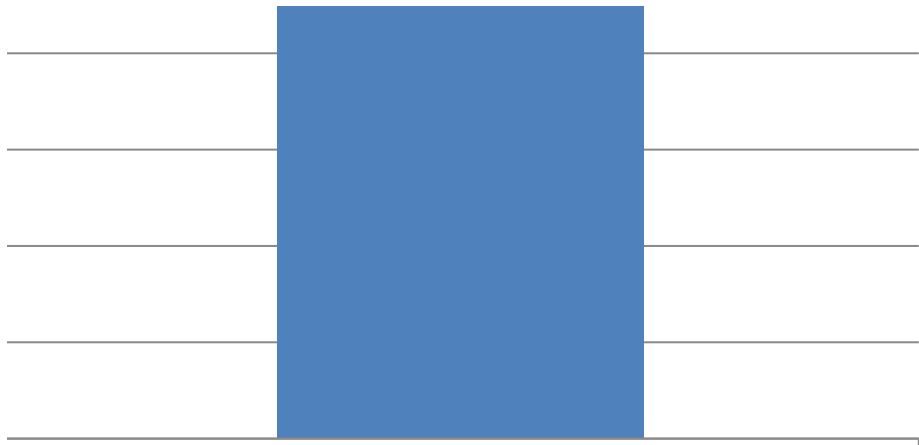
neighborhood where this school is located: garbage, litter, or broken glass in the street or road, on the si

Count



Percent





■ The following is a problem where this school is located
broken glass in the street
sidewalks, or in the yards

Disagree

sidewalks, or in the yards.

m in the neighborhood
ted: garbage, litter, or
t or road, on the
s.

m in the neighborhood
ted: garbage, litter, or
t or road, on the
5.

Summary of At this school, there is a feeling of trust among the staff.

Categorical Summary


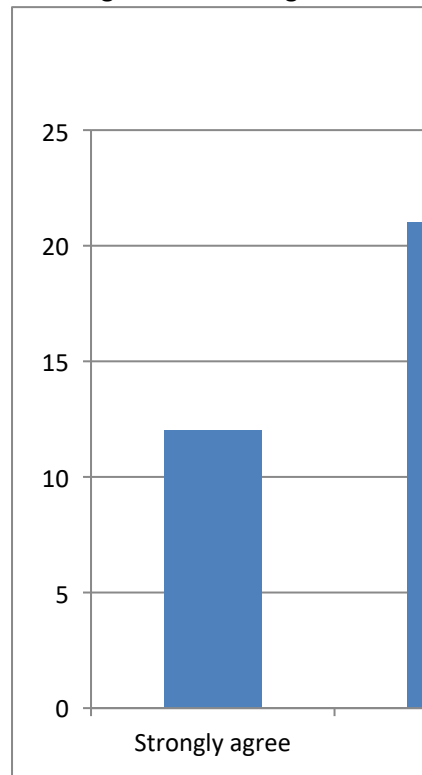
Sample Size Number of Distinct Categories

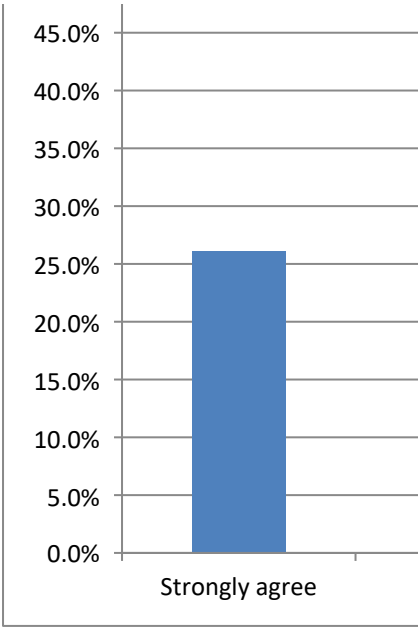
46 of 46 4

At this schc	Count	Percent of	Confidence Interval (Percent of Data)
Strongly ag	12	26.1%	15.6% to 40.3%
Agree	21	45.7%	32.2% to 59.8%
Disagree	10	21.7%	12.3% to 35.6%
Strongly di:	3	6.5%	2.2% to 17.5%


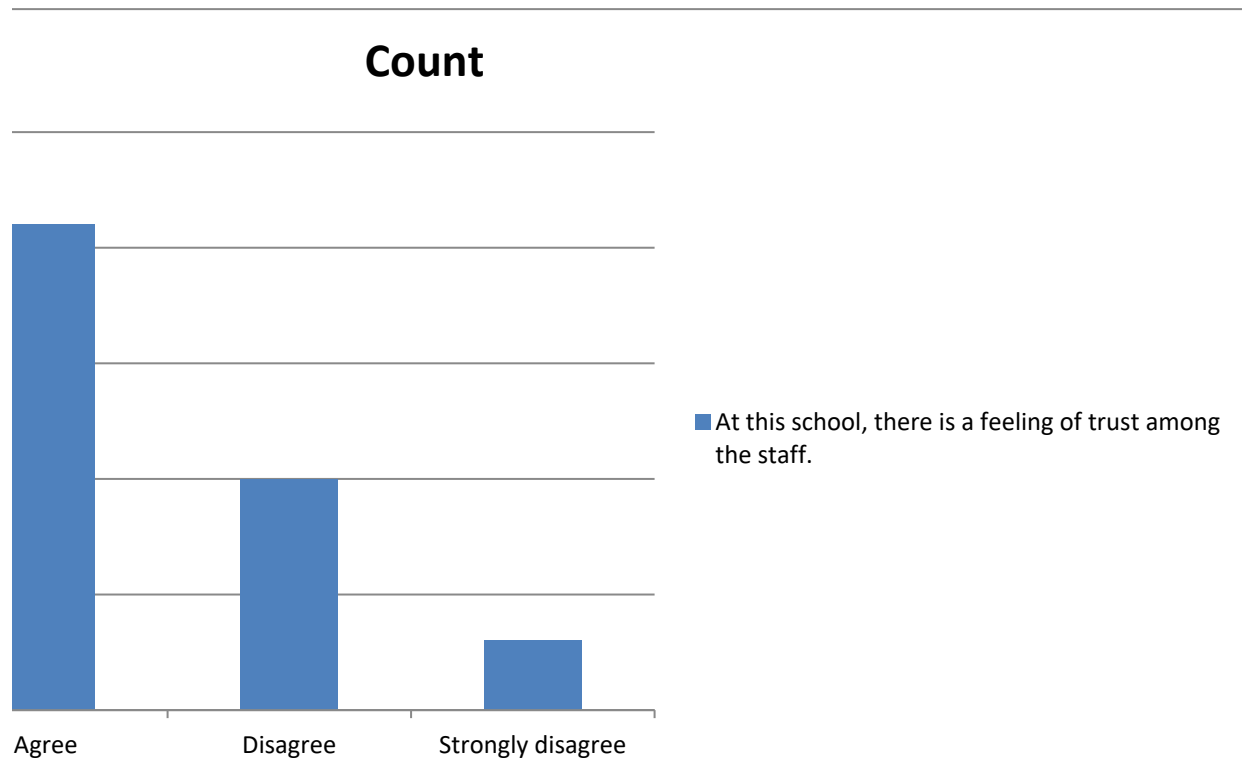
Select a chart and choose "Clustered Column", "100% Stacked Column", or "Pie" chart in Powerpoint or To create a correct "100% Stacked Column" chart, choose the chart then click "Switch Row/Column" (PC

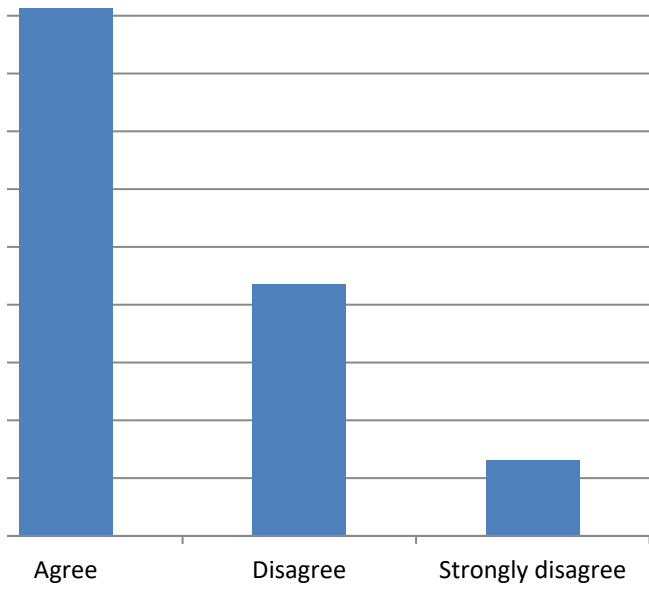
Count	At this schc	Percent	At this school, there is a feeling of trust among the staff.
Strongly ag	12	Strongly ag 26.1%	
Agree	21	Agree 45.7%	
Disagree	10	Disagree 21.7%	
Strongly di:	3	Strongly di: 6.5%	





· Excel, to change the chart type.
C) or "Switch Plot" (Mac) in the chart tools





■ At this school, there is a feeling of trust among the staff.

Summary of I know the role of the School Resource Officer (SRO).

Categorical Summary


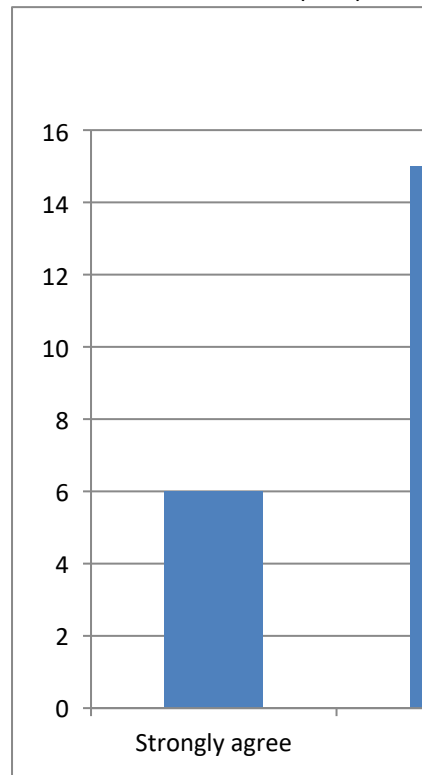
Sample Size Number of Distinct Categories

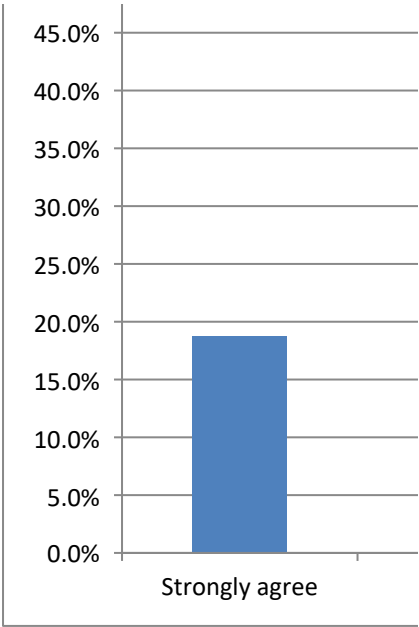
32 of 32 4

I know the	Count	Percent of	Confidence Interval (Percent of Data)
Strongly ag	6	18.8%	8.9% to 35.3%
Agree	15	46.9%	30.9% to 63.6%
Disagree	9	28.1%	15.6% to 45.4%
Strongly di:	2	6.3%	1.7% to 20.1%


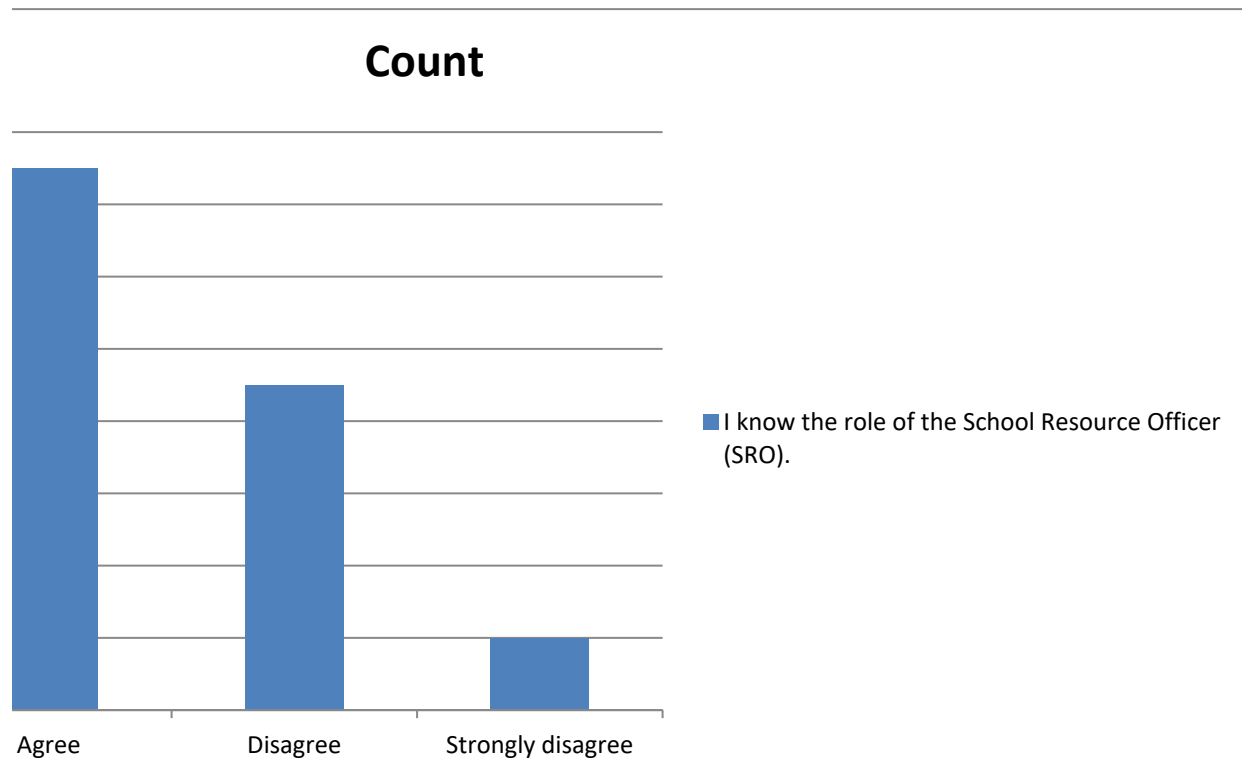
Select a chart and choose "Clustered Column", "100% Stacked Column", or "Pie" chart in Powerpoint or To create a correct "100% Stacked Column" chart, choose the chart then click "Switch Row/Column" (PC

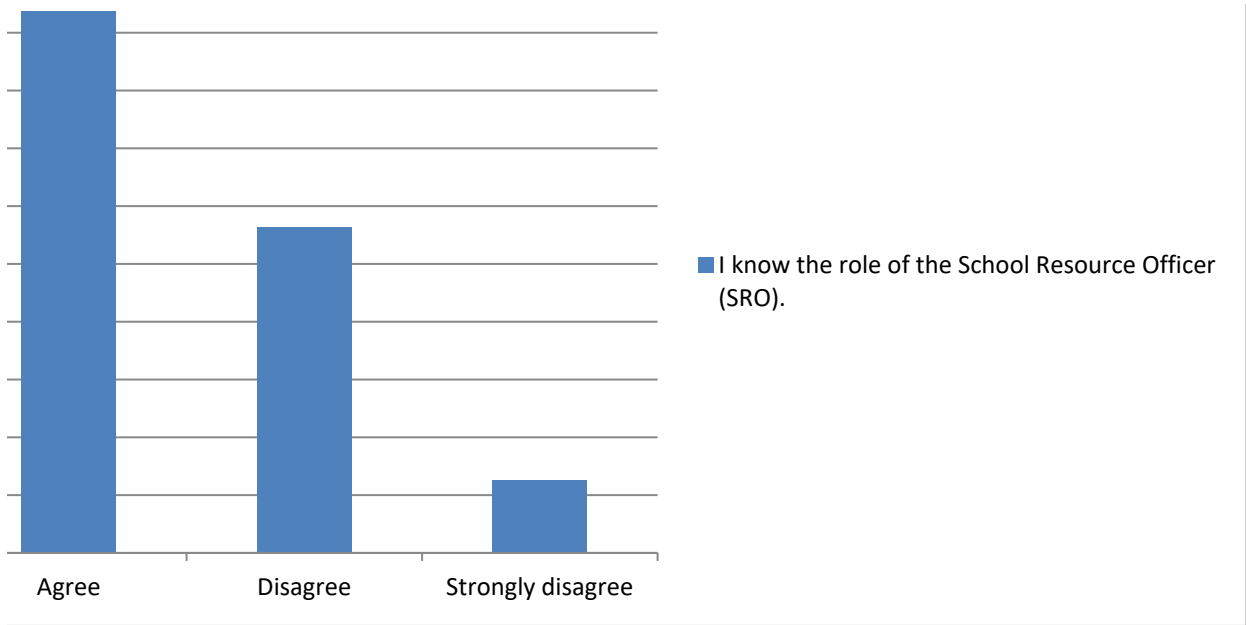
Count	I know the	Percent	I know the role of the School Resource Officer (SRO).
Strongly ag	6	Strongly ag 18.8%	
Agree	15	Agree 46.9%	
Disagree	9	Disagree 28.1%	
Strongly di:	2	Strongly di: 6.3%	





· Excel, to change the chart type.
C) or "Switch Plot" (Mac) in the chart tools





Summary of I feel welcome at this school.

Categorical Summary


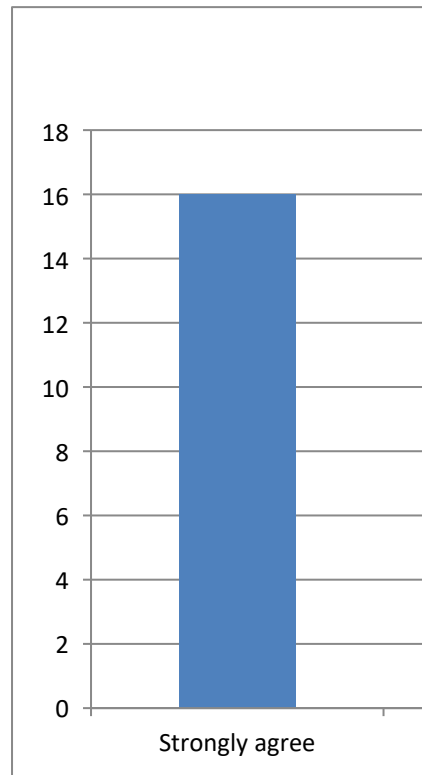
Sample Size Number of Distinct Categories

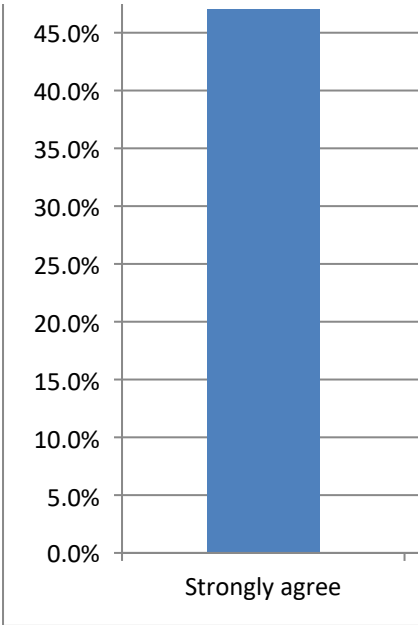
34 of 34 4

I feel welcc	Count	Percent of	Confidence Interval (Percent of Data)
Strongly ag	16	47.1%	31.5% to 63.3%
Agree	15	44.1%	28.9% to 60.5%
Disagree	2	5.9%	1.6% to 19.1%
Strongly di:	1	2.9%	0.5% to 14.9%

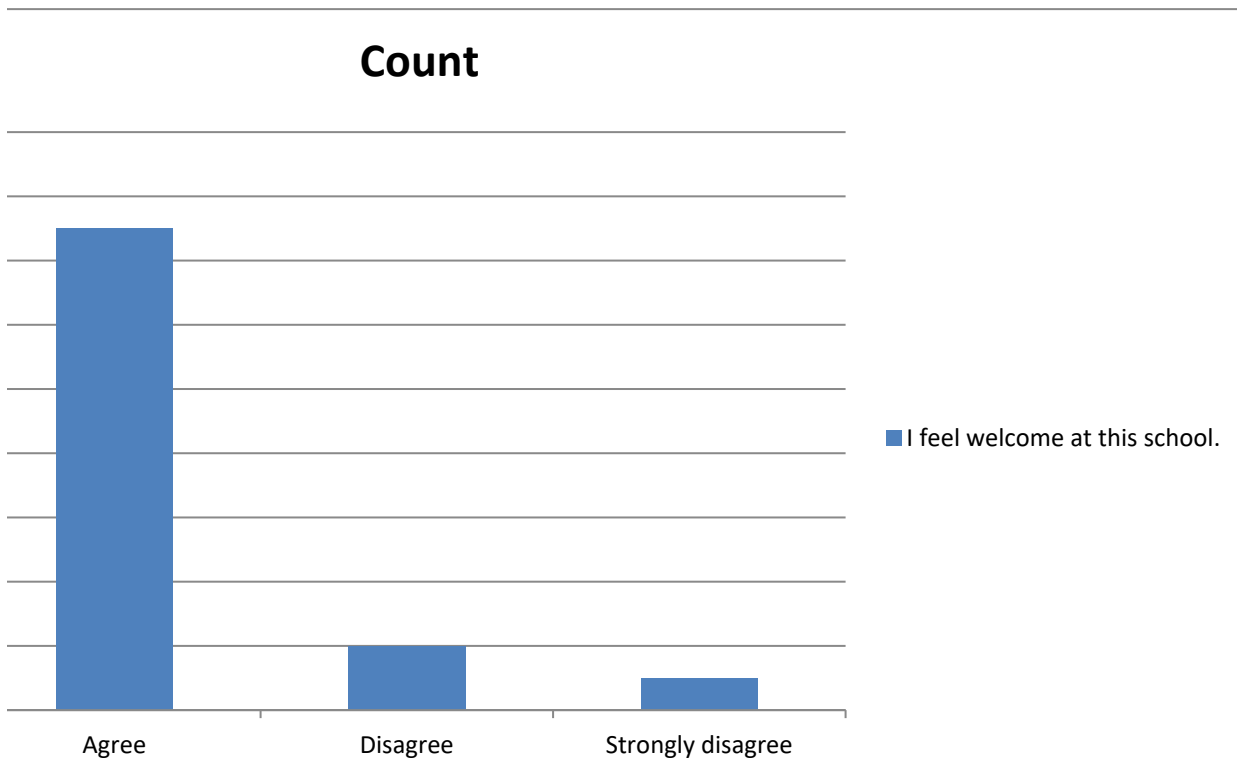
Select a chart and choose "Clustered Column", "100% Stacked Column", or "Pie" chart in Powerpoint or To create a correct "100% Stacked Column" chart, choose the chart then click "Switch Row/Column" (PC

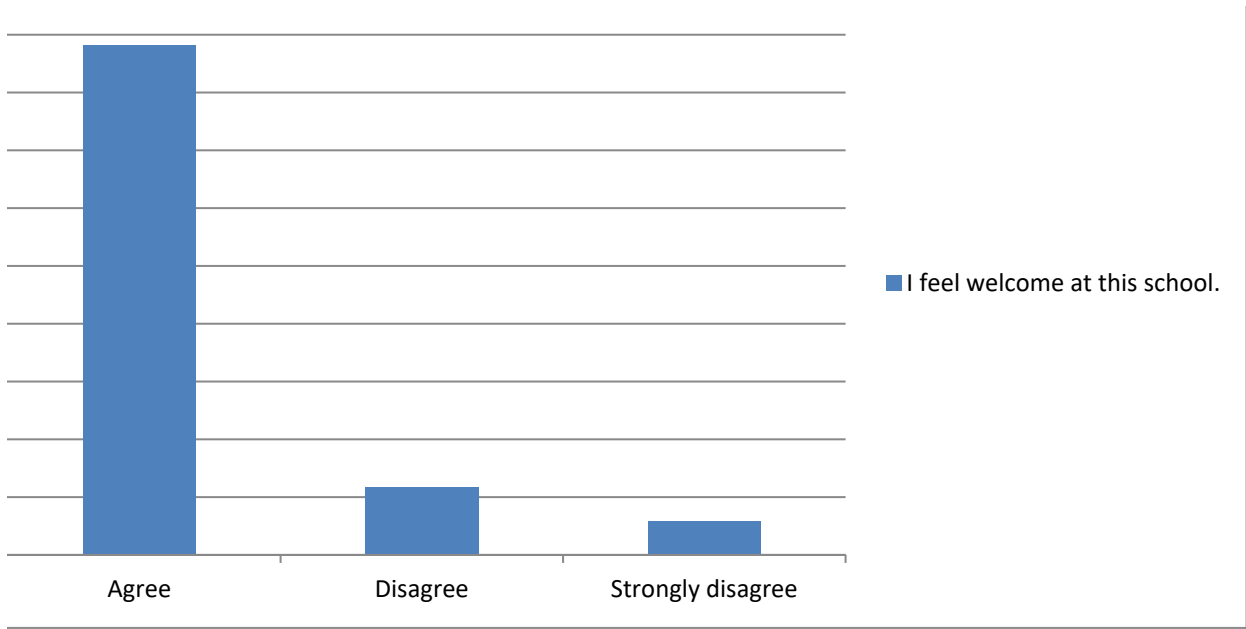
Count	I feel welcc	Percent	I feel welcome at this school.
Strongly ag	16	Strongly ag	47.1%
Agree	15	Agree	44.1%
Disagree	2	Disagree	5.9%
Strongly di:	1	Strongly di:	2.9%





· Excel, to change the chart type.
C) or "Switch Plot" (Mac) in the chart tools





Summary of This school encourages me to be an active partner in educating my student.

Categorical Summary


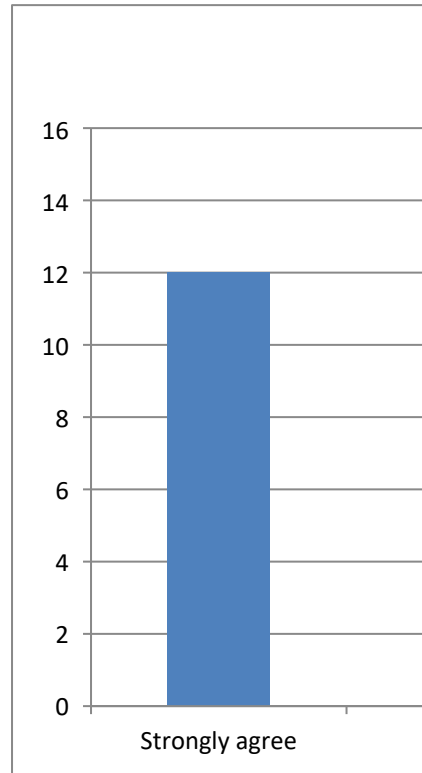
Sample Size Number of Distinct Categories

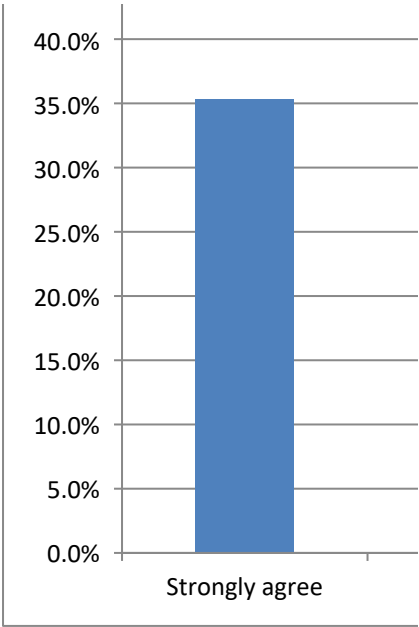
34 of 34 4

This school Count	Percent of	Confidence Interval (Percent of Data)
Strongly ag	12	35.3% 21.5% to 52.1%
Agree	14	41.2% 26.4% to 57.8%
Disagree	6	17.6% 8.3% to 33.5%
Strongly di:	2	5.9% 1.6% to 19.1%

Select a chart and choose "Clustered Column", "100% Stacked Column", or "Pie" chart in Powerpoint or To create a correct "100% Stacked Column" chart, choose the chart then click "Switch Row/Column" (PC


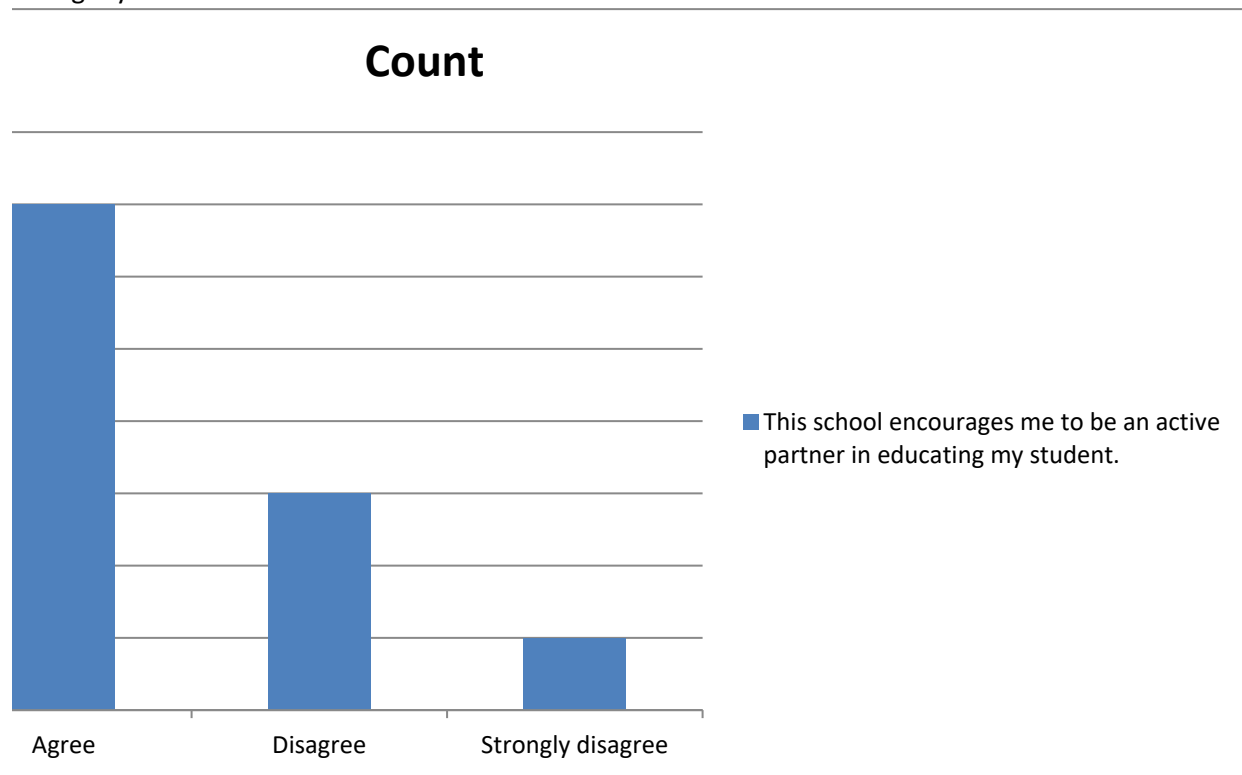
Count	This school	Percent	This school encourages me to be an active partner in edu
Strongly ag	12	Strongly ag	35.3%
Agree	14	Agree	41.2%
Disagree	6	Disagree	17.6%
Strongly di:	2	Strongly di:	5.9%

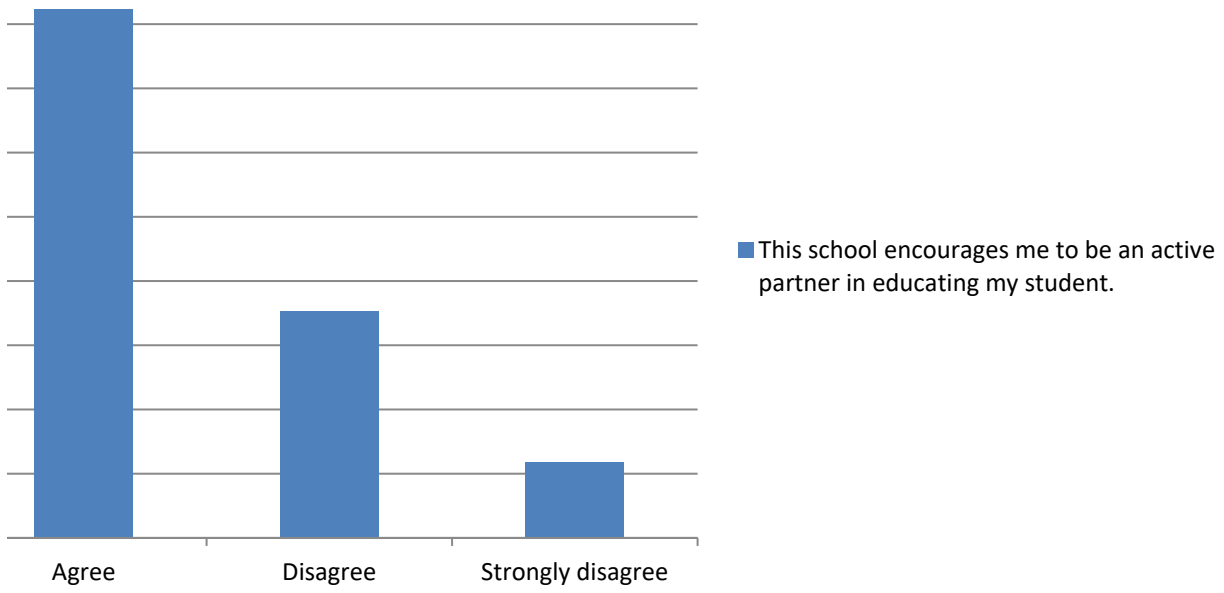




· Excel, to change the chart type.
C) or "Switch Plot" (Mac) in the chart tools

cating my student.





Summary of I feel comfortable talking to an employee at this school.

Categorical Summary


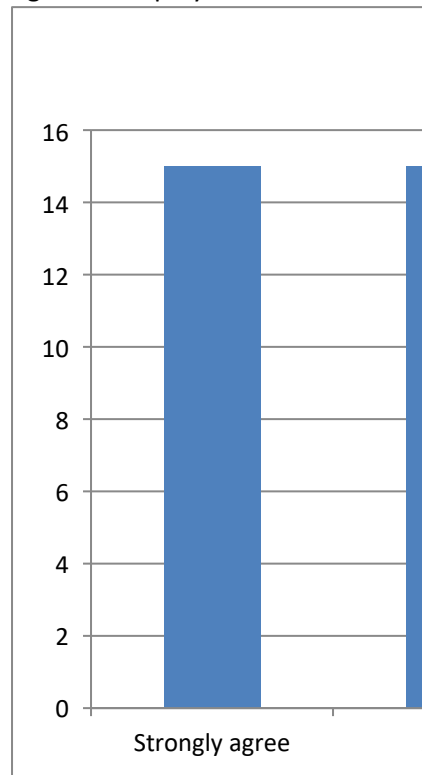
Sample Size Number of Distinct Categories

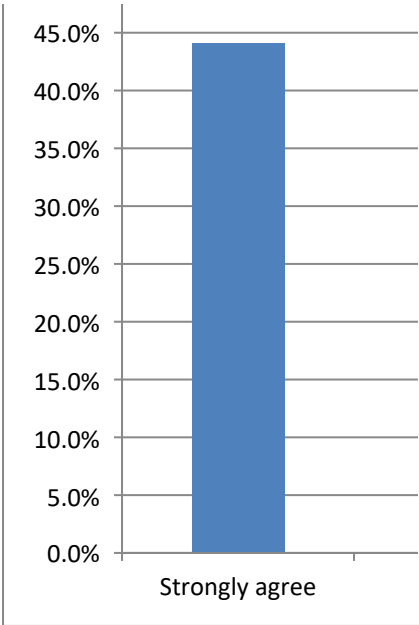
34 of 34 4

I feel comf	Count	Percent	Confidence Interval (Percent of Data)
Strongly ag	15	44.1%	28.9% to 60.5%
Agree	15	44.1%	28.9% to 60.5%
Disagree	3	8.8%	3.0% to 23.0%
Strongly di:	1	2.9%	0.5% to 14.9%


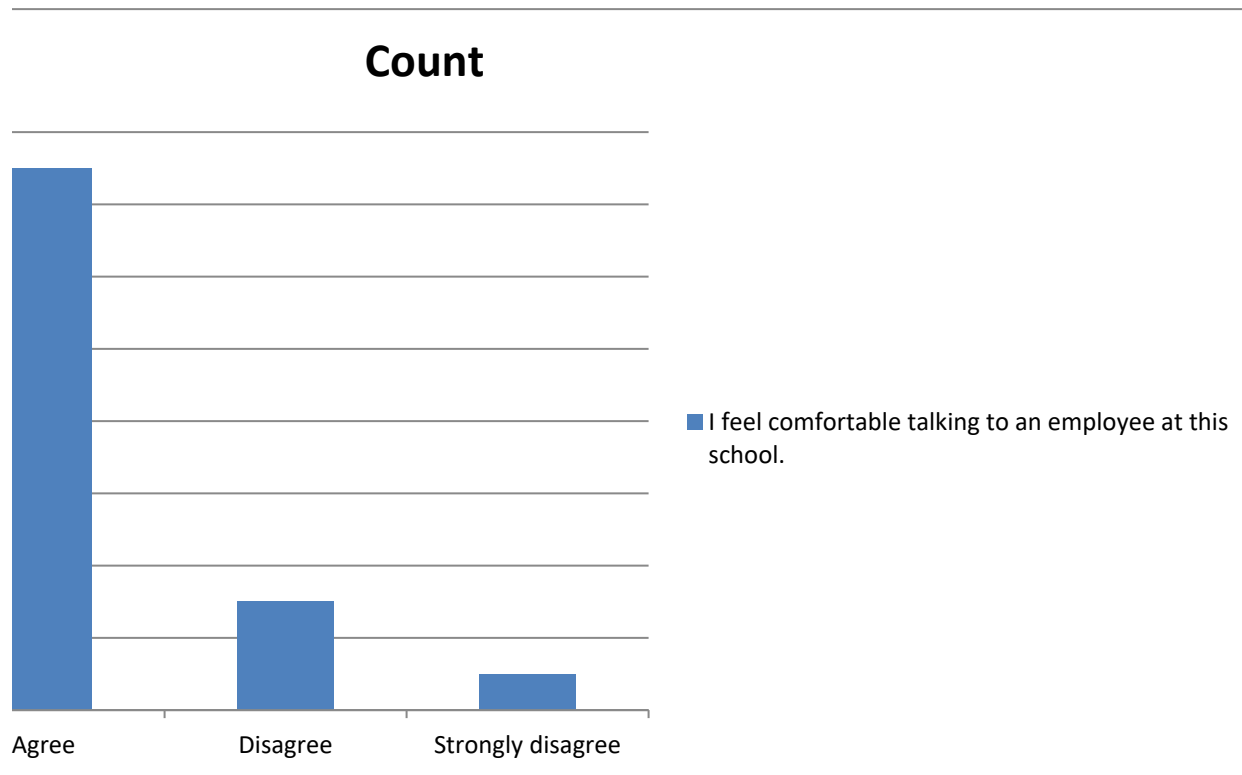
Select a chart and choose "Clustered Column", "100% Stacked Column", or "Pie" chart in Powerpoint or To create a correct "100% Stacked Column" chart, choose the chart then click "Switch Row/Column" (PC

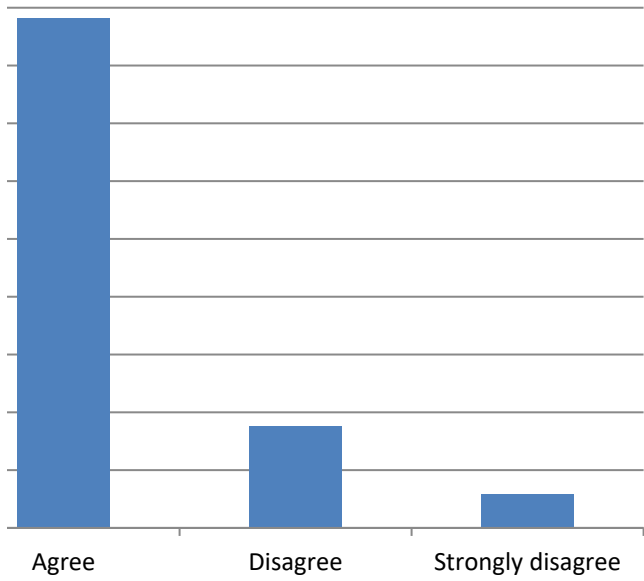
Count	I feel comf	Percent	I feel comfortable talking to an employee at this school.
Strongly ag	15	Strongly ag 44.1%	
Agree	15	Agree 44.1%	
Disagree	3	Disagree 8.8%	
Strongly di:	1	Strongly di: 2.9%	





· Excel, to change the chart type.
C) or "Switch Plot" (Mac) in the chart tools





■ I feel comfortable talking to an employee at this school.

Summary of Attending school every day is important for my student to do well in their classes.

Categorical Summary


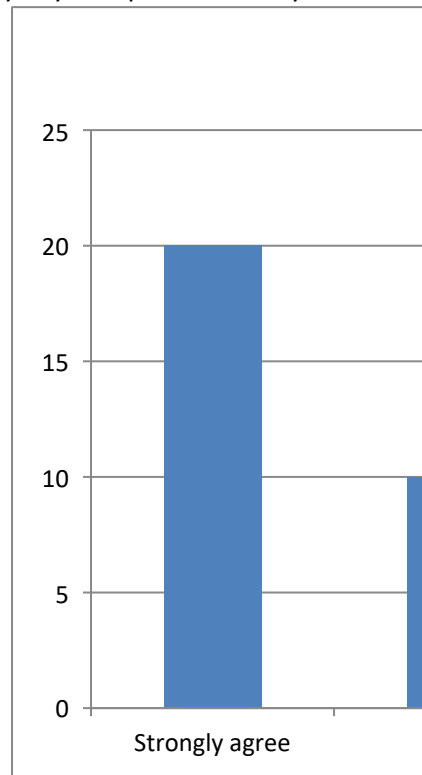
Sample Size Number of Distinct Categories

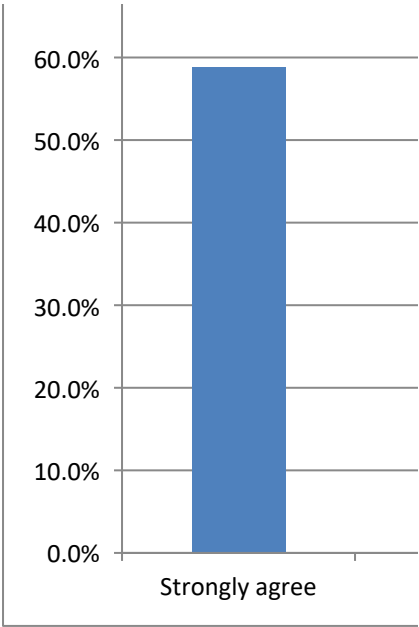
34 of 34 4

Attending s	Count	Percent of	Confidence Interval (Percent of Data)
Strongly ag	20	58.8%	42.2% to 73.6%
Agree	10	29.4%	16.8% to 46.2%
Disagree	3	8.8%	3.0% to 23.0%
Strongly di:	1	2.9%	0.5% to 14.9%

Select a chart and choose "Clustered Column", "100% Stacked Column", or "Pie" chart in Powerpoint or To create a correct "100% Stacked Column" chart, choose the chart then click "Switch Row/Column" (PC


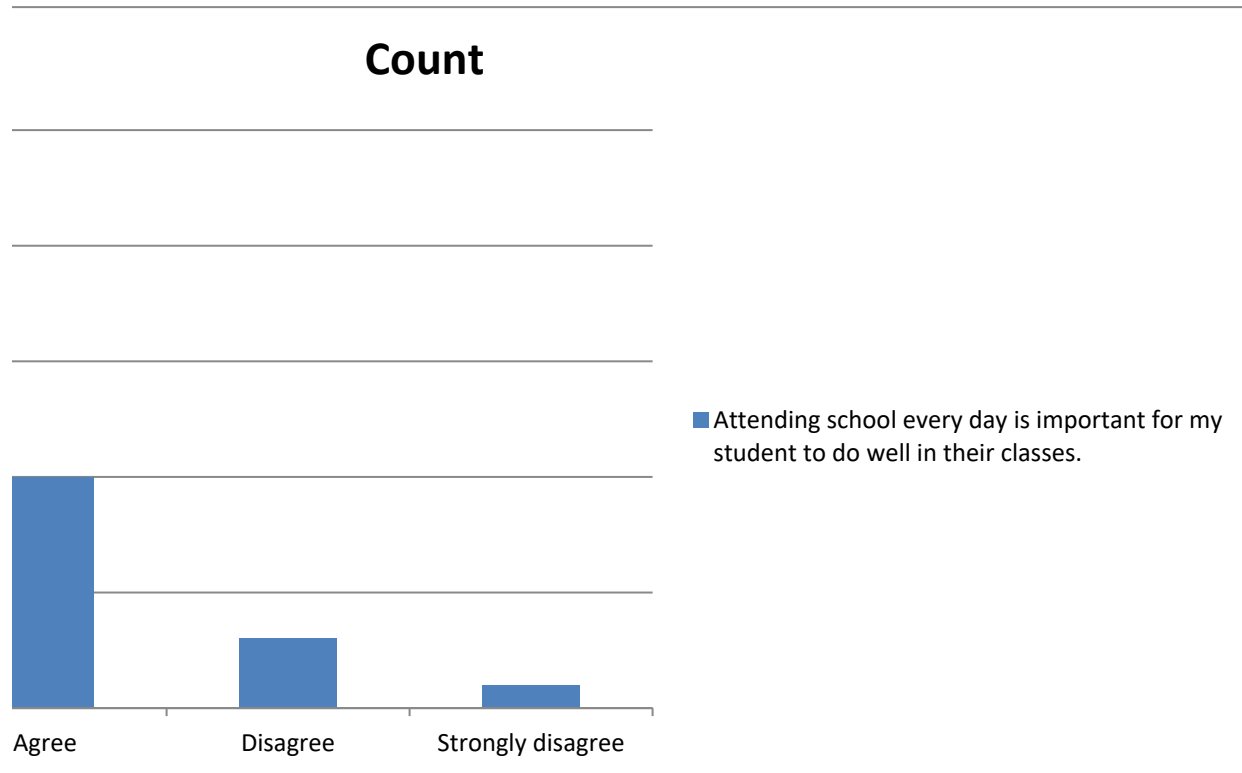
Count	Attending s	Percent	Attending school every day is important for my student to
Strongly ag	20	Strongly ag 58.8%	
Agree	10	Agree 29.4%	
Disagree	3	Disagree 8.8%	
Strongly di:	1	Strongly di: 2.9%	

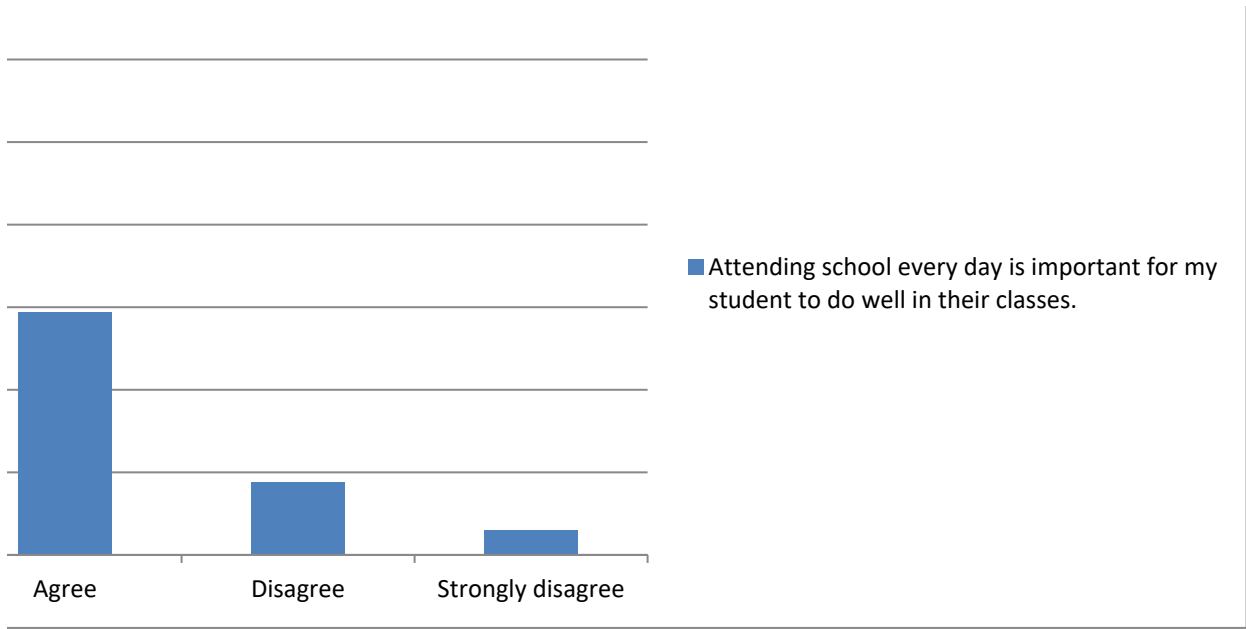




· Excel, to change the chart type.
C) or "Switch Plot" (Mac) in the chart tools

o do well in their classes.





Summary of Community perception of this school is positive.

Categorical Summary


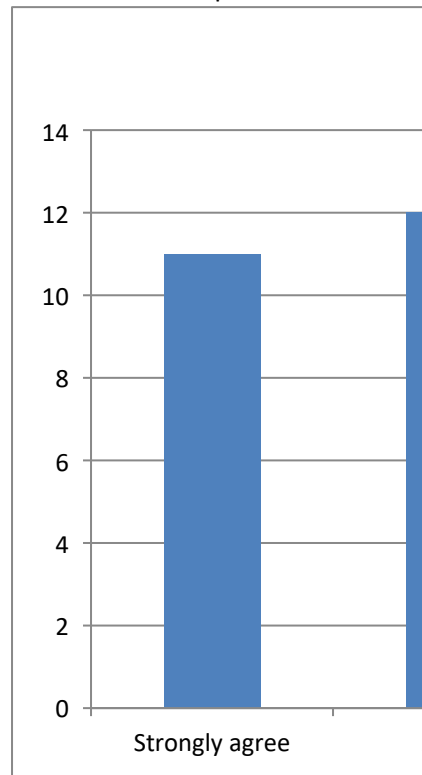
Sample Size Number of Distinct Categories

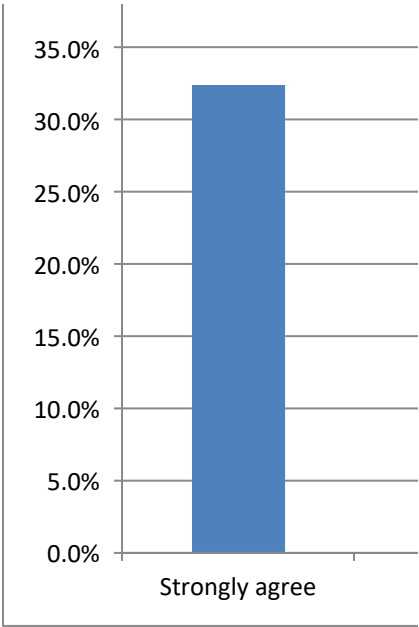
34 of 34 4

Community	Count	Percent	Confidence Interval (Percent of Data)
Strongly ag	11	32.4%	19.1% to 49.2%
Agree	12	35.3%	21.5% to 52.1%
Disagree	7	20.6%	10.3% to 36.8%
Strongly di:	4	11.8%	4.7% to 26.6%


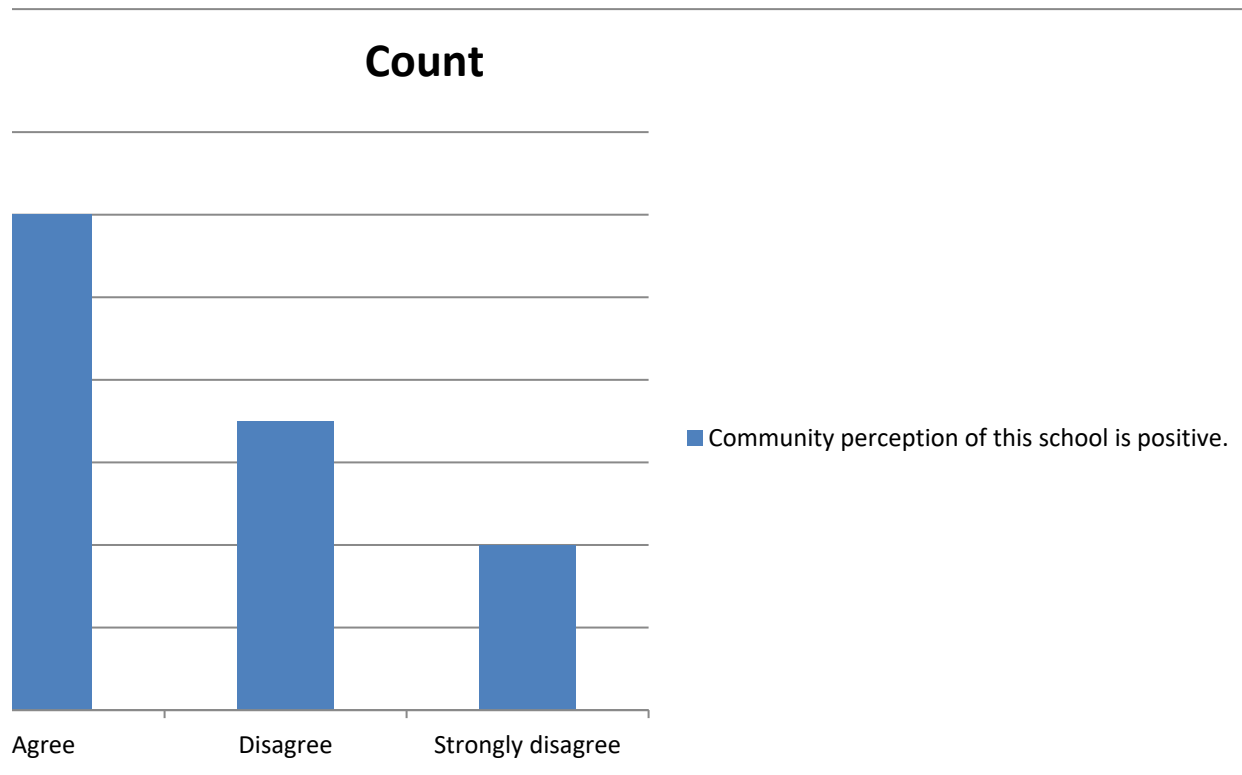
Select a chart and choose "Clustered Column", "100% Stacked Column", or "Pie" chart in Powerpoint or To create a correct "100% Stacked Column" chart, choose the chart then click "Switch Row/Column" (PC

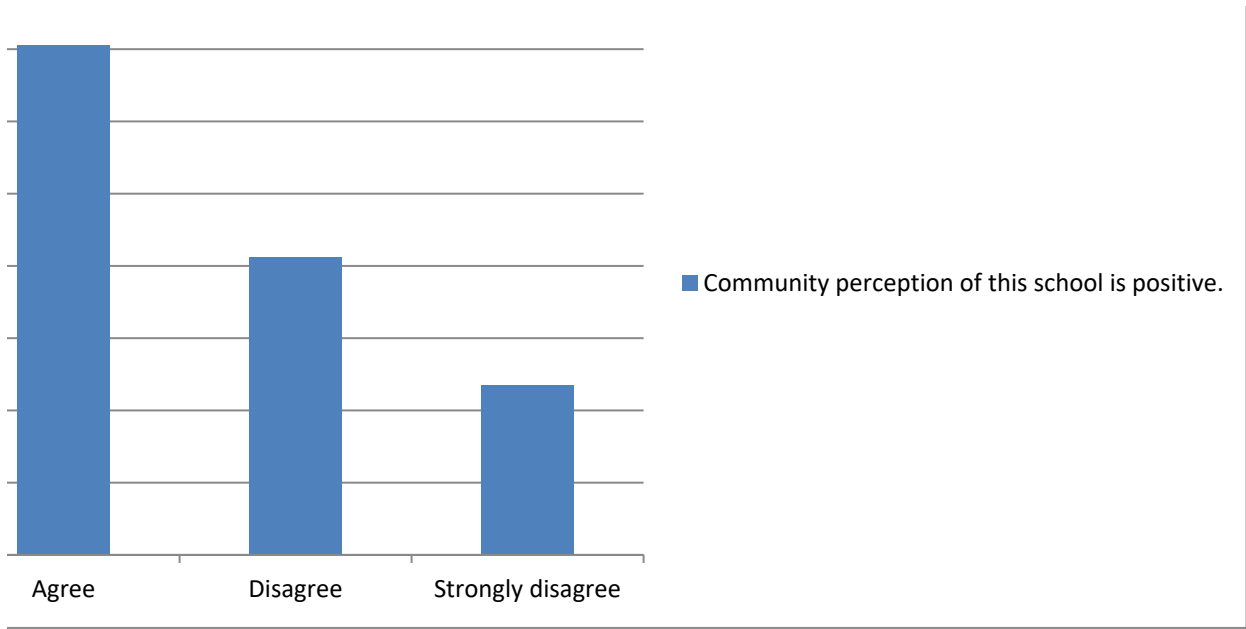
Count	Community	Percent	Community perception of this school is positive.
Strongly ag	11	Strongly ag 32.4%	
Agree	12	Agree 35.3%	
Disagree	7	Disagree 20.6%	
Strongly di:	4	Strongly di: 11.8%	





· Excel, to change the chart type.
C) or "Switch Plot" (Mac) in the chart tools





Summary of This school or local education agency (district/charter) provides training in safety procedur

Categorical Summary

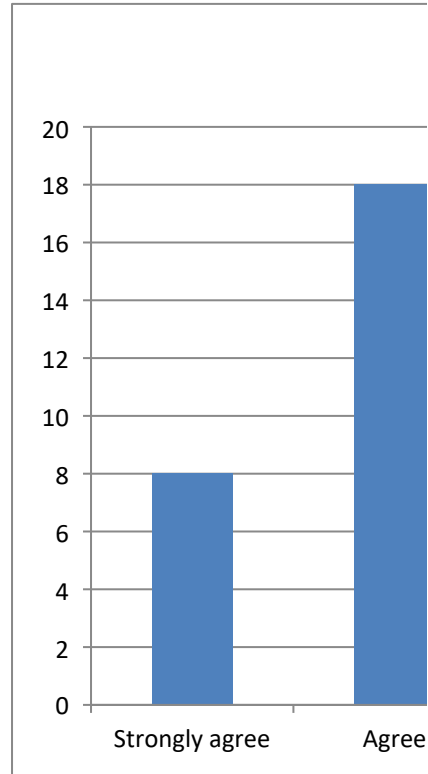
Sample Size Number of Distinct Categories

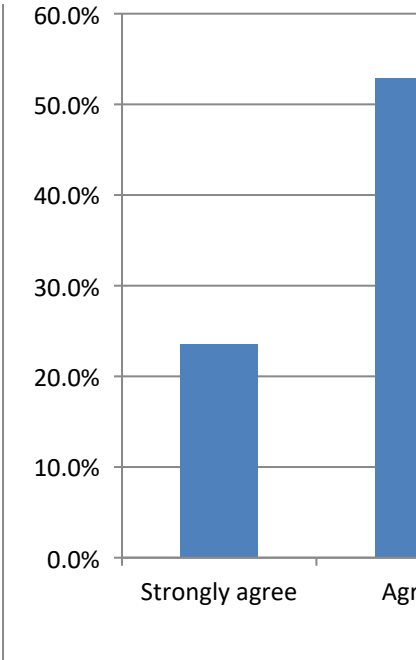
34 of 34 5

This school	Count	Percent of	Confidence Interval (Percent of Data)
Strongly ag	8	23.5%	12.4% to 40.0%
Agree	18	52.9%	36.7% to 68.5%
Disagree	1	2.9%	0.5% to 14.9%
Strongly di:	1	2.9%	0.5% to 14.9%
I don't know	6	17.6%	8.3% to 33.5%

Select a chart and choose "Clustered Column", "100% Stacked Column", or "Pie" chart in Powerpoint or To create a correct "100% Stacked Column" chart, choose the chart then click "Switch Row/Column" (PC

Count	This school	Percent	This school or local education agency (district/charter) pr
Strongly ag	8	Strongly ag	23.5%
Agree	18	Agree	52.9%
Disagree	1	Disagree	2.9%
Strongly di:	1	Strongly di:	2.9%
I don't know	6	I don't know	17.6%

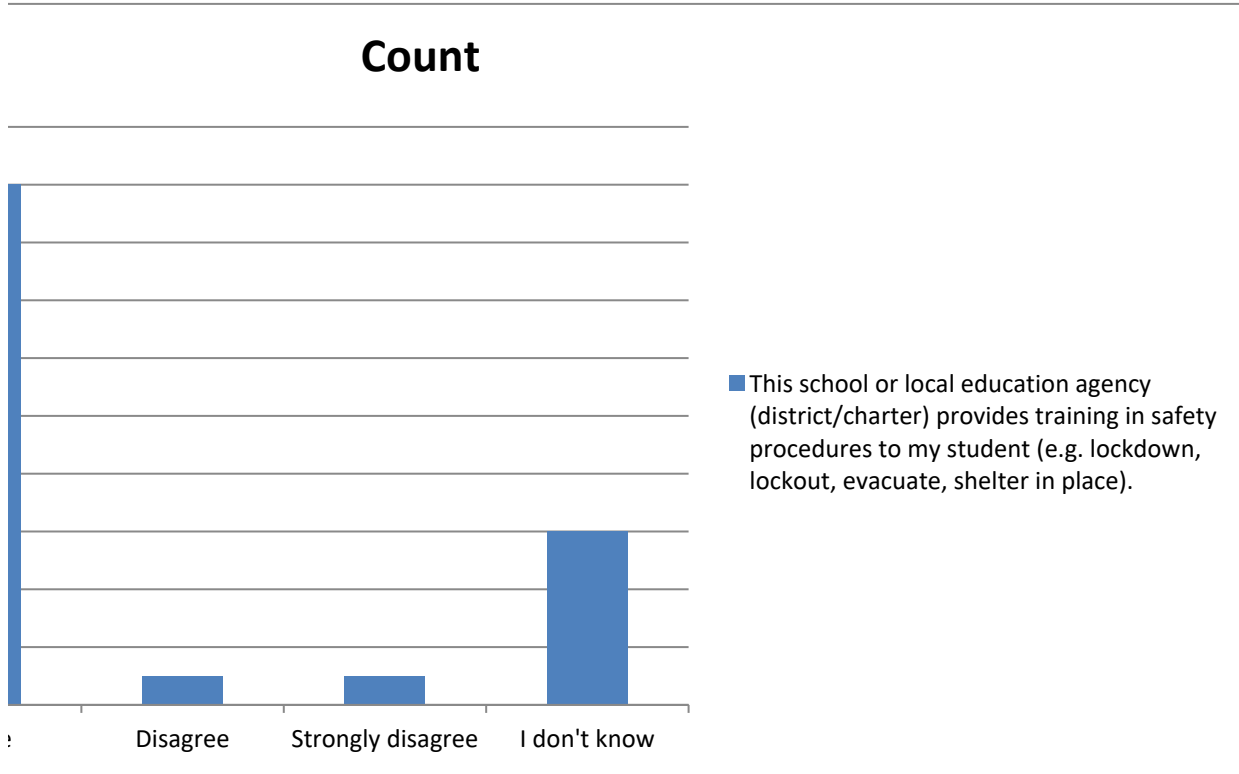


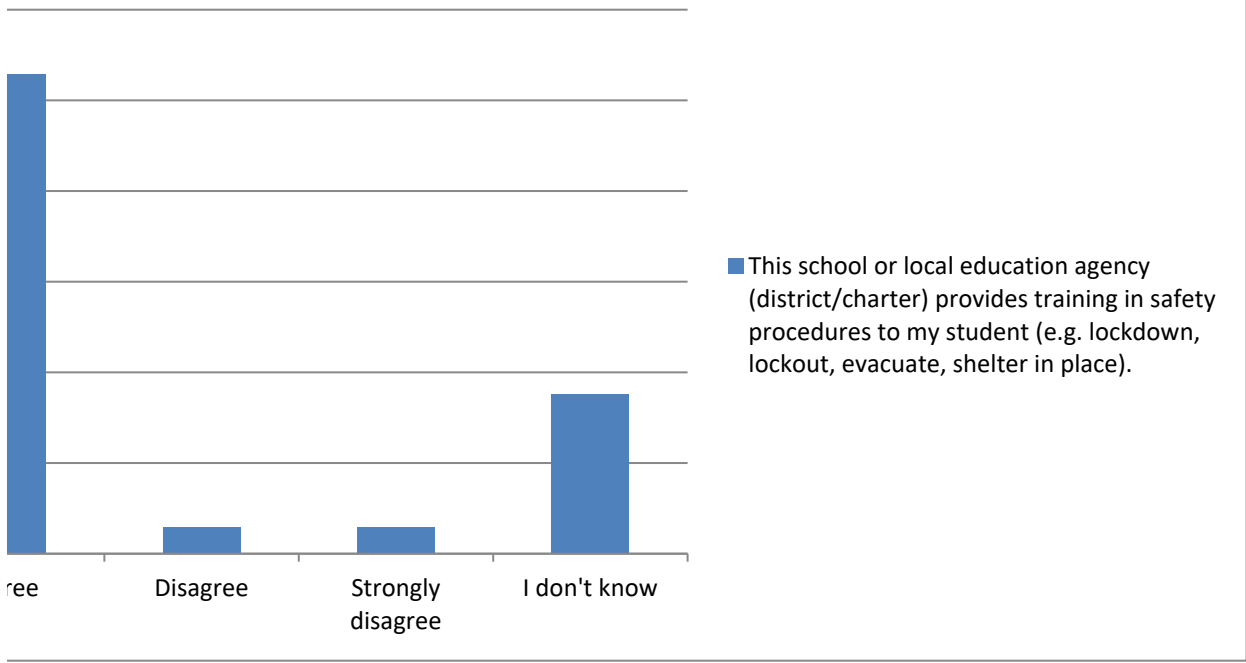


es to my student (e.g. lockdown, lockout, evacuate, shelter in place).

· Excel, to change the chart type.
C) or "Switch Plot" (Mac) in the chart tools

rovides training in safety procedures to my student (e.g. lockdown, lockout, evacuate, shelter in place).





Summary of This school notifies parents or guardians effectively in the case of a school-wide emergency

Categorical Summary

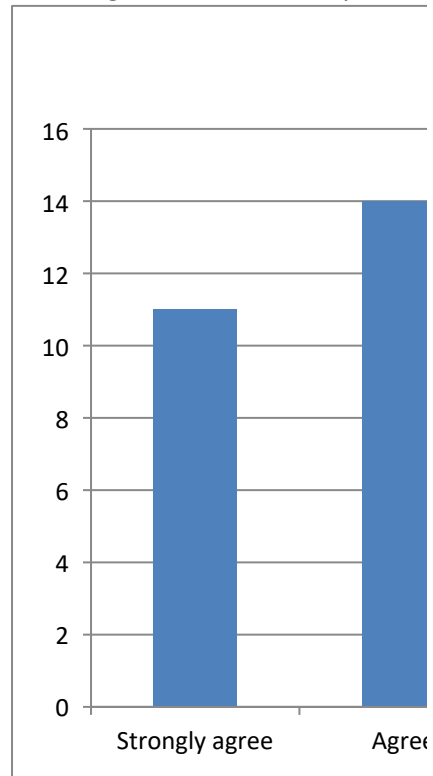
Sample Size Number of Distinct Categories

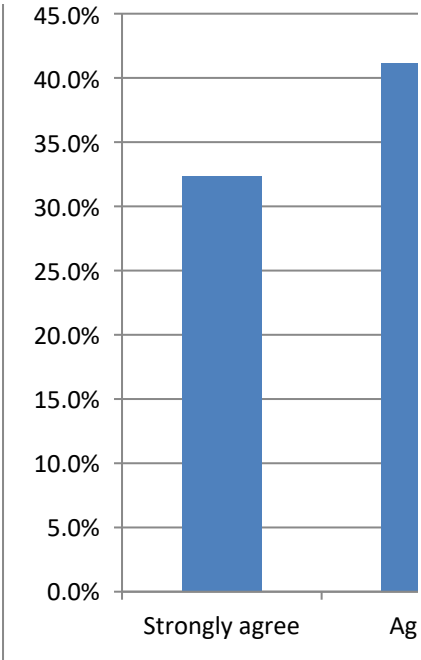
34 of 34 5

This school	Count	Percent of	Confidence Interval (Percent of Data)
Strongly ag	11	32.4%	19.1% to 49.2%
Agree	14	41.2%	26.4% to 57.8%
Disagree	4	11.8%	4.7% to 26.6%
Strongly di:	3	8.8%	3.0% to 23.0%
I don't know	2	5.9%	1.6% to 19.1%

Select a chart and choose "Clustered Column", "100% Stacked Column", or "Pie" chart in Powerpoint or To create a correct "100% Stacked Column" chart, choose the chart then click "Switch Row/Column" (PC

Count	This school	Percent	This school notifies parents or guardians effectively in the
Strongly ag	11	Strongly ag	32.4%
Agree	14	Agree	41.2%
Disagree	4	Disagree	11.8%
Strongly di:	3	Strongly di:	8.8%
I don't know	2	I don't know	5.9%

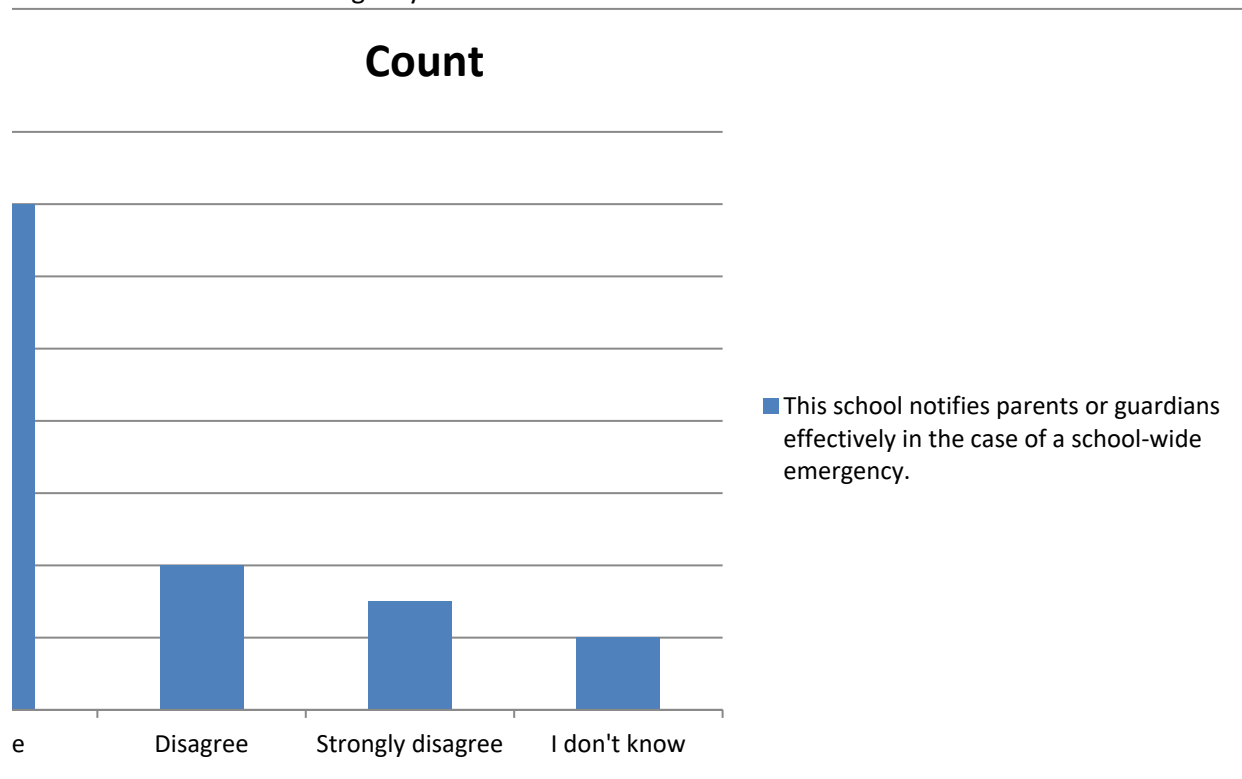


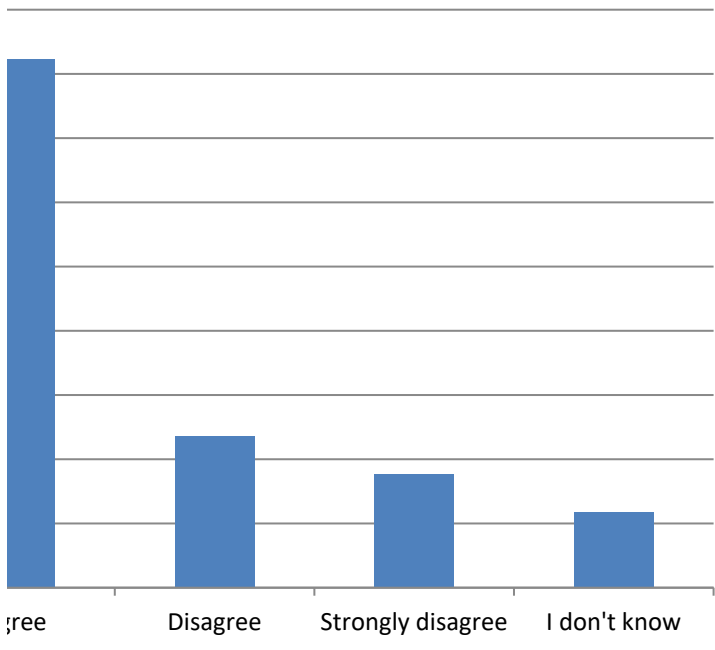


y.

· Excel, to change the chart type.
C) or "Switch Plot" (Mac) in the chart tools

case of a school-wide emergency.





■ This school notifies parents or guardians effectively in the case of a school-wide emergency.

Summary of School rules are applied equally to all students.

Categorical Summary

Sample Size Number of Distinct Categories

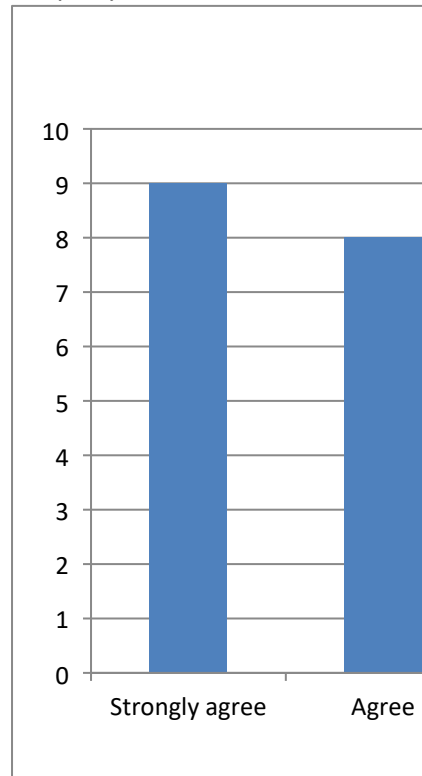
34 of 34 5

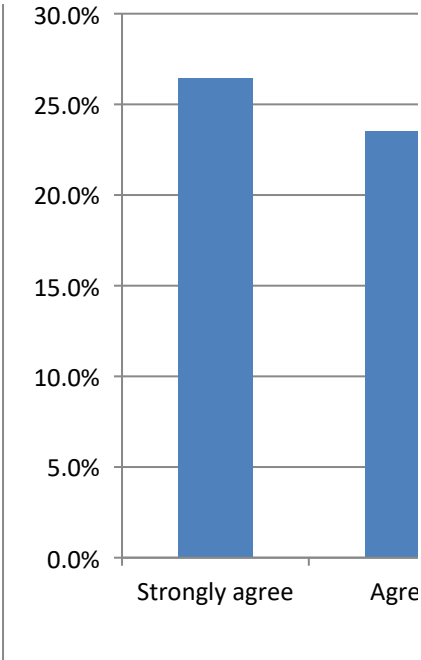
School rule	Count	Percent of	Confidence Interval (Percent of Data)
Strongly ag	9	26.5%	14.6% to 43.1%
Agree	8	23.5%	12.4% to 40.0%
Disagree	8	23.5%	12.4% to 40.0%
Strongly di:	7	20.6%	10.3% to 36.8%
I don't know	2	5.9%	1.6% to 19.1%

Select a chart and choose "Clustered Column", "100% Stacked Column", or "Pie" chart in Powerpoint or To create a correct "100% Stacked Column" chart, choose the chart then click "Switch Row/Column" (PC

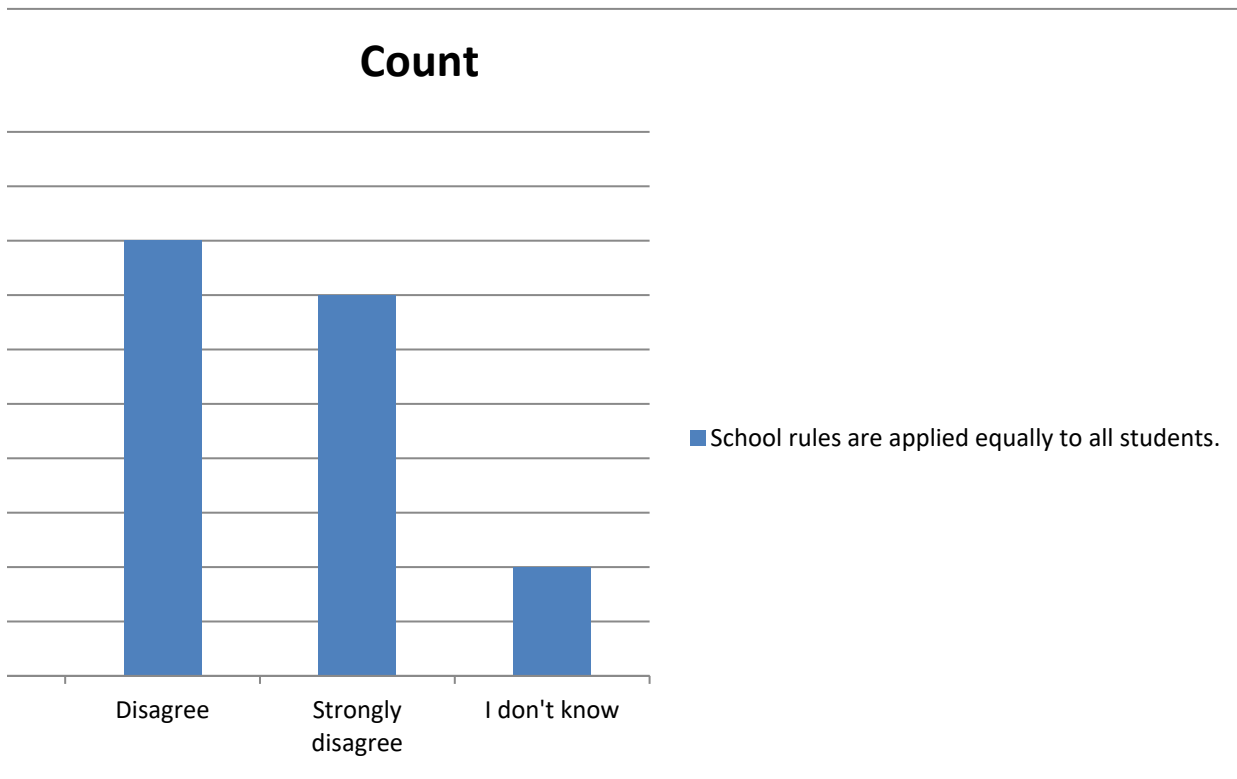
Count	School rule	Percent
9	Strongly ag	26.5%
8	Agree	23.5%
8	Disagree	23.5%
7	Strongly di:	20.6%
2	I don't know	5.9%

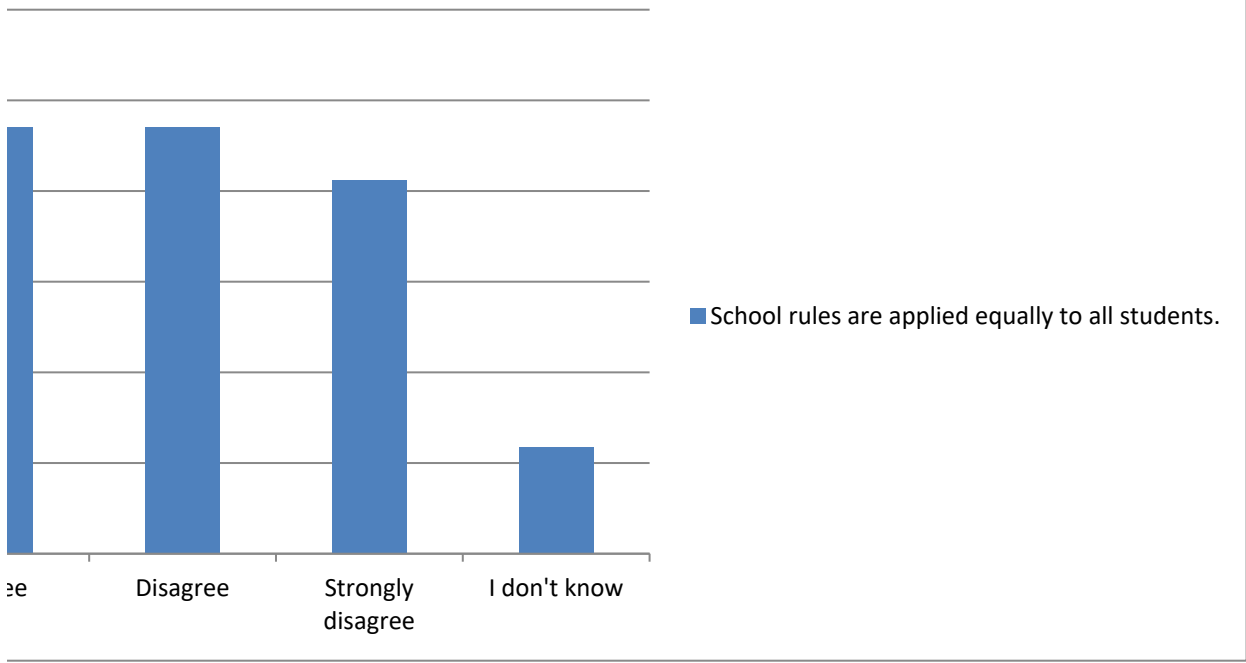
School rules are applied equally to all students.





· Excel, to change the chart type.
C) or "Switch Plot" (Mac) in the chart tools





Summary of Students are recognized for positive behaviors at their school.

Categorical Summary

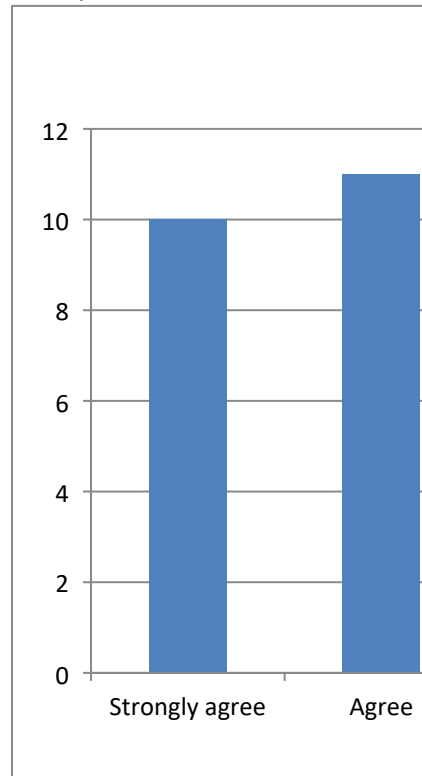
Sample Size Number of Distinct Categories

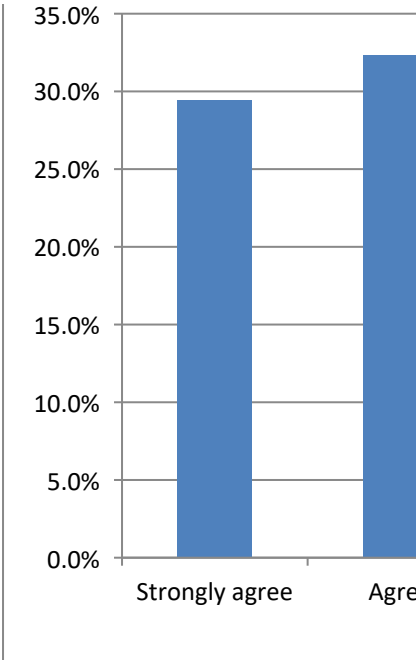
34 of 34 5

Students at Count	Percent of	Confidence Interval (Percent of Data)
Strongly ag	10	29.4% 16.8% to 46.2%
Agree	11	32.4% 19.1% to 49.2%
Disagree	6	17.6% 8.3% to 33.5%
Strongly di:	2	5.9% 1.6% to 19.1%
I don't know	5	14.7% 6.4% to 30.1%

Select a chart and choose "Clustered Column", "100% Stacked Column", or "Pie" chart in Powerpoint or To create a correct "100% Stacked Column" chart, choose the chart then click "Switch Row/Column" (PC

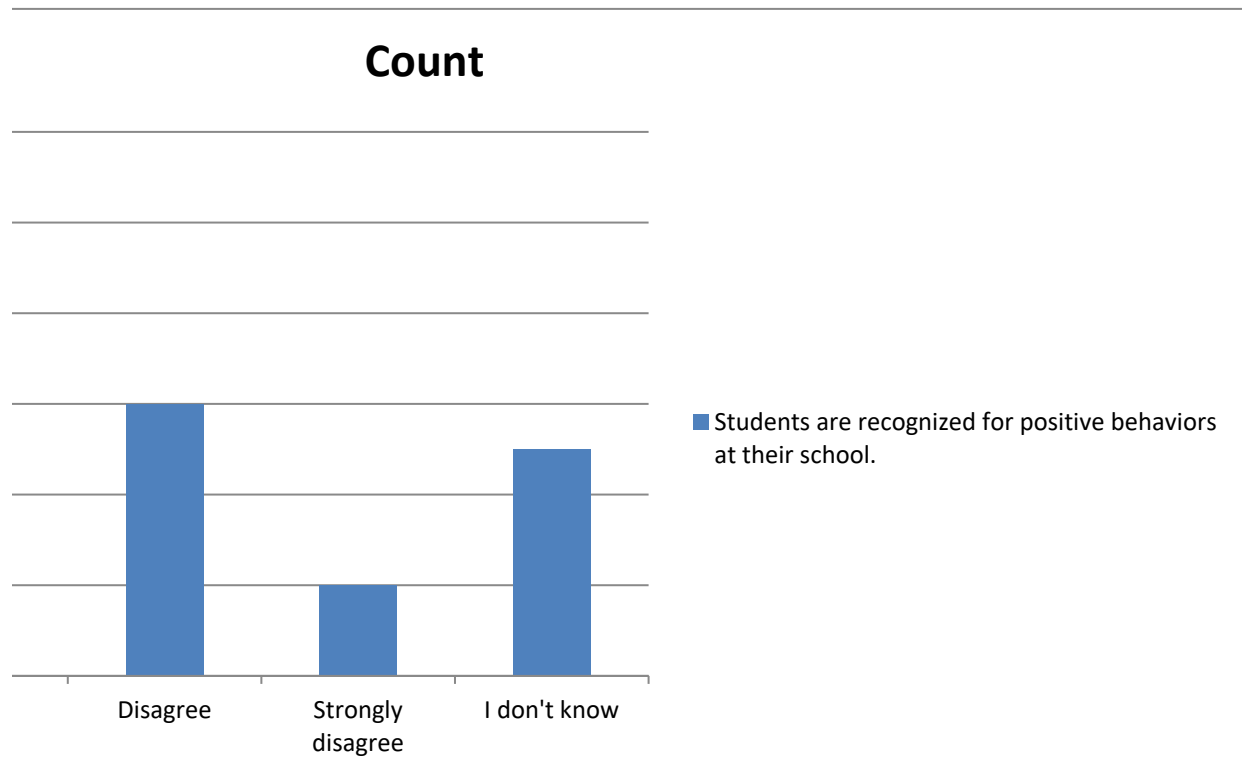
Count	Students at	Percent	Students are recognized for positive behaviors at their scl
Strongly ag	10	Strongly ag	29.4%
Agree	11	Agree	32.4%
Disagree	6	Disagree	17.6%
Strongly di:	2	Strongly di:	5.9%
I don't know	5	I don't know	14.7%

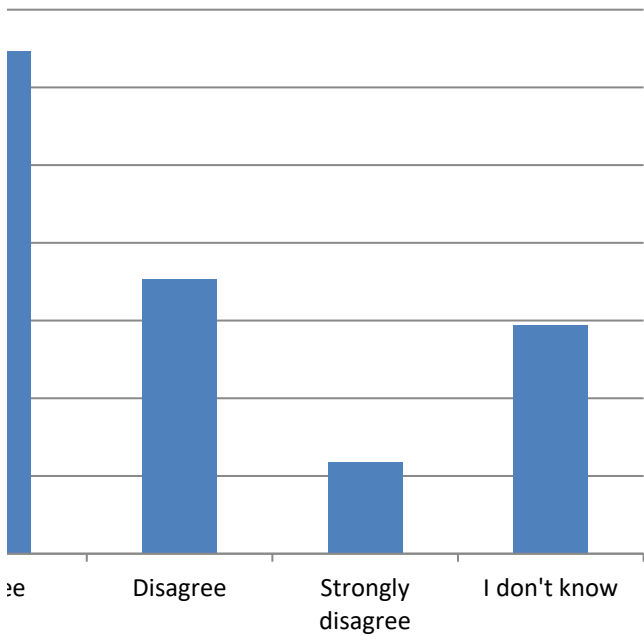




· Excel, to change the chart type.
C) or "Switch Plot" (Mac) in the chart tools

hool.





■ Students are recognized for positive behaviors at their school.

Summary of My student learns about healthy relationships and communication at school.

Categorical Summary

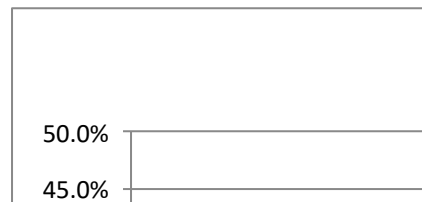
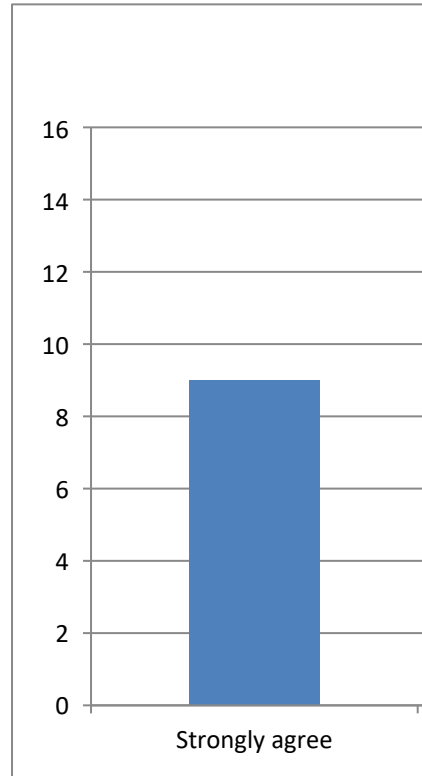
Sample Size Number of Distinct Categories

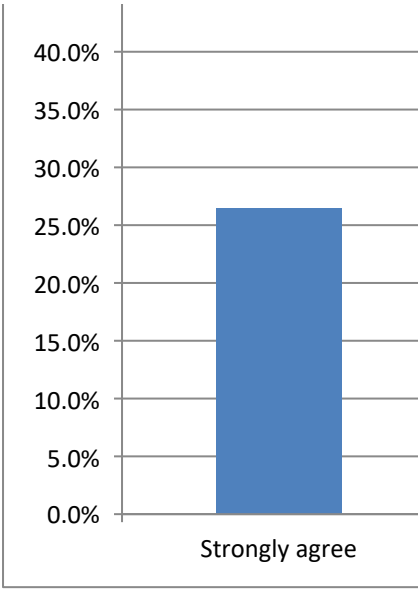
34 of 34 3

My student	Count	Percent of	Confidence Interval (Percent of Data)
Strongly ag	9	26.5%	14.6% to 43.1%
Agree	15	44.1%	28.9% to 60.5%
Disagree	10	29.4%	16.8% to 46.2%

Select a chart and choose "Clustered Column", "100% Stacked Column", or "Pie" chart in Powerpoint or To create a correct "100% Stacked Column" chart, choose the chart then click "Switch Row/Column" (PC


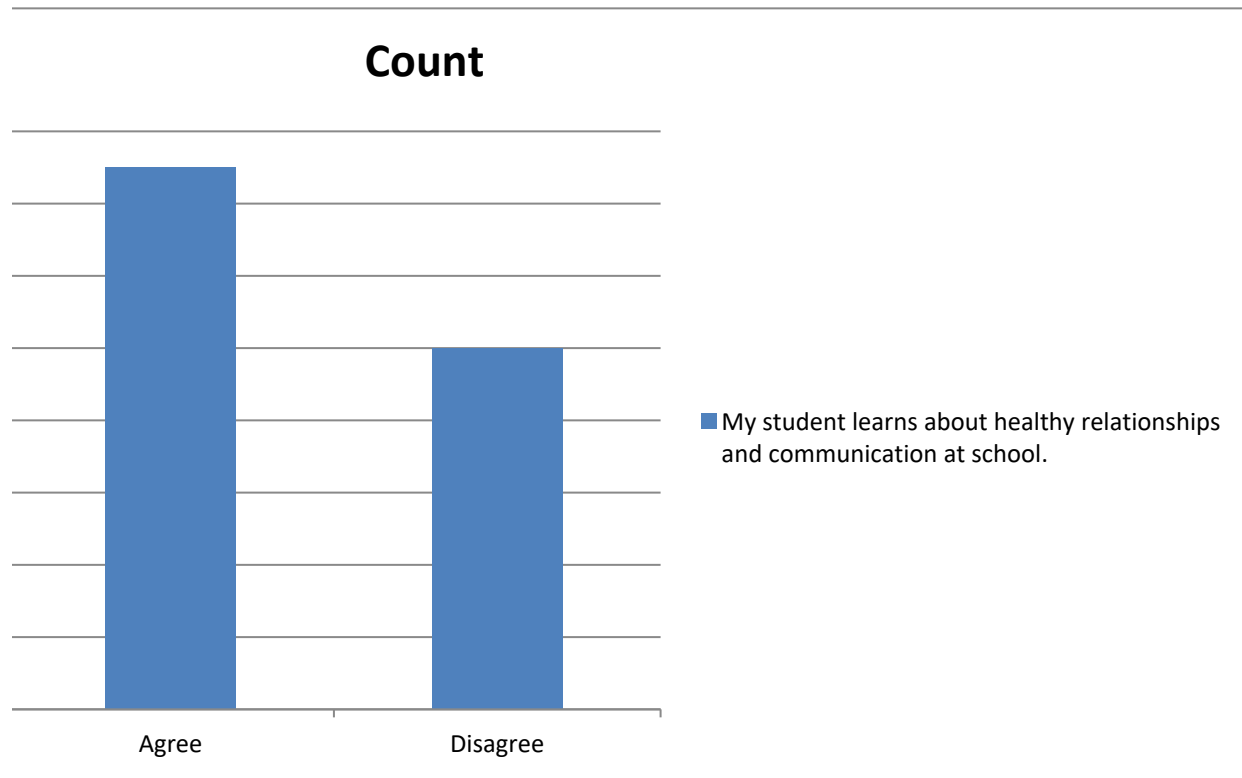
Count	My student	Percent	My student learns about healthy relationships and comm
Strongly ag	9	Strongly ag 26.5%	
Agree	15	Agree 44.1%	
Disagree	10	Disagree 29.4%	

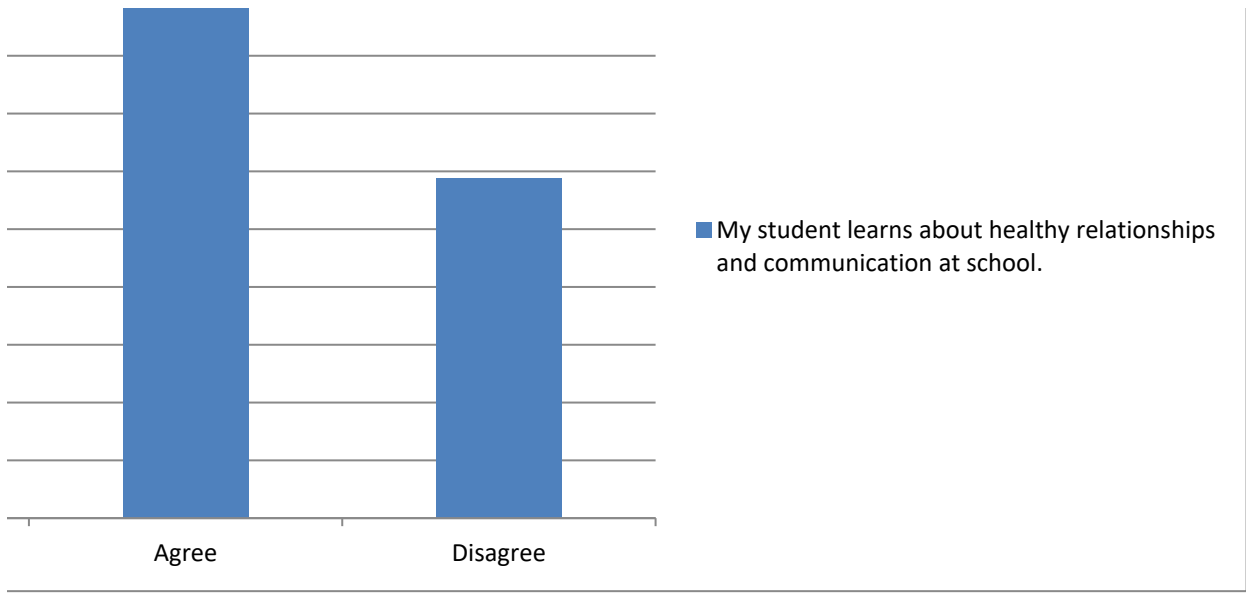




· Excel, to change the chart type.
C) or "Switch Plot" (Mac) in the chart tools

unication at school.





Summary of At this school, my student feels like they belong.

Categorical Summary


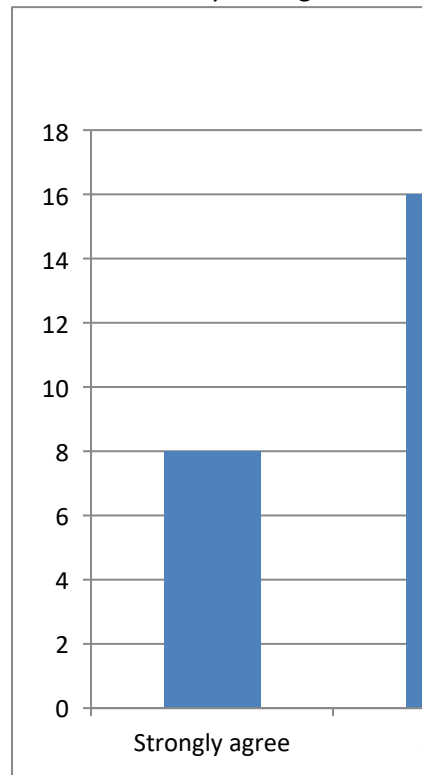
Sample Size Number of Distinct Categories

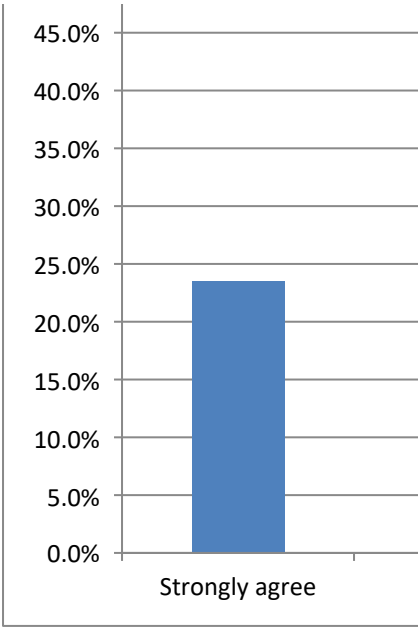
34 of 34 4

At this schc	Count	Percent of	Confidence Interval (Percent of Data)
Strongly ag	8	23.5%	12.4% to 40.0%
Agree	16	47.1%	31.5% to 63.3%
Disagree	9	26.5%	14.6% to 43.1%
Strongly di:	1	2.9%	0.5% to 14.9%

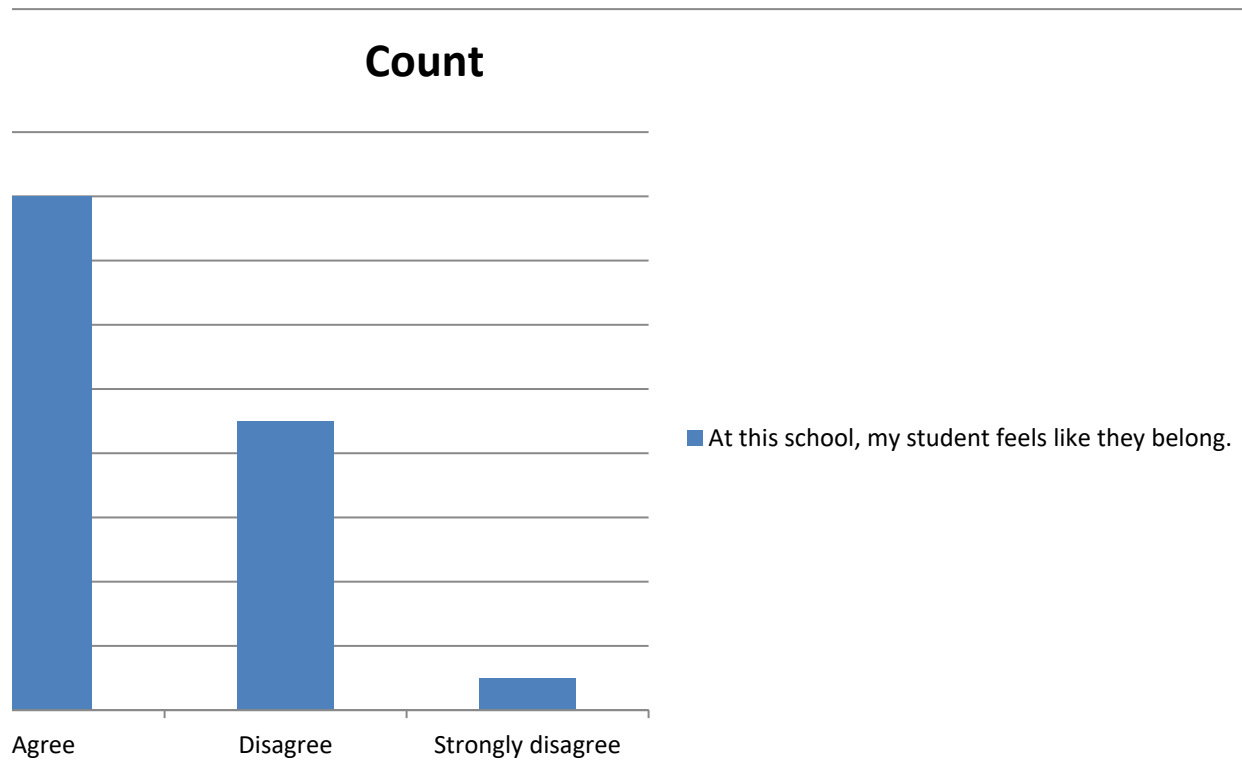
Select a chart and choose "Clustered Column", "100% Stacked Column", or "Pie" chart in Powerpoint or To create a correct "100% Stacked Column" chart, choose the chart then click "Switch Row/Column" (PC

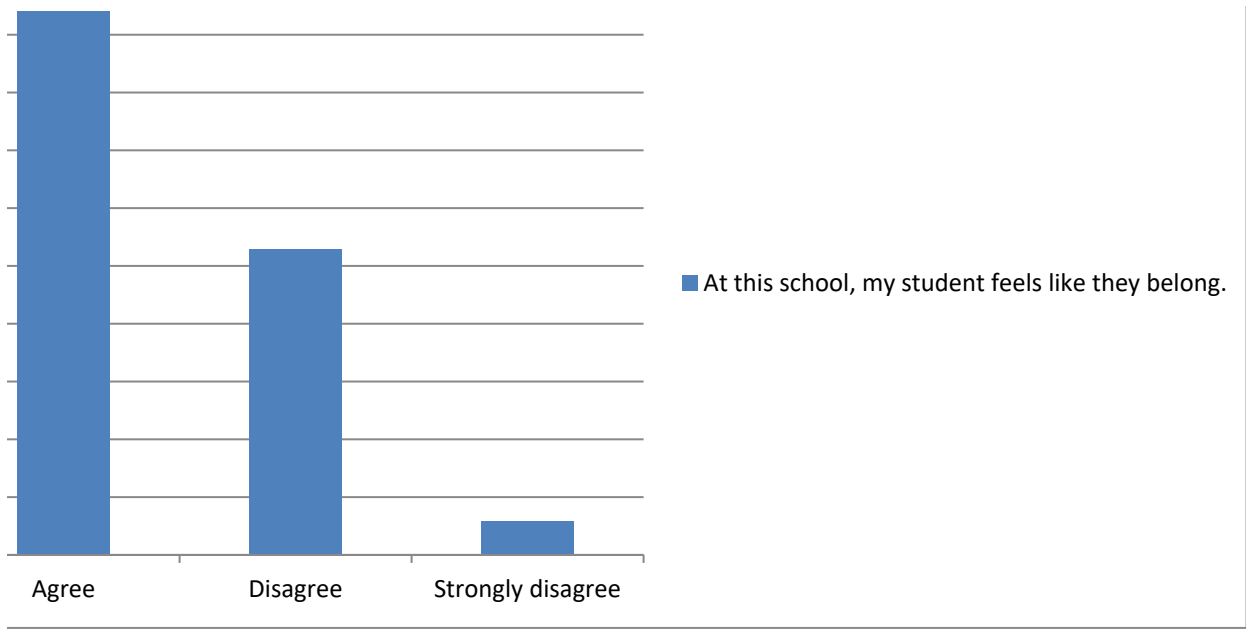
Count	At this schc	Percent	At this school, my student feels like they belong.
Strongly ag	8	Strongly ag 23.5%	
Agree	16	Agree 47.1%	
Disagree	9	Disagree 26.5%	
Strongly di:	1	Strongly di: 2.9%	





· Excel, to change the chart type.
C) or "Switch Plot" (Mac) in the chart tools





Summary of My student is safe at this school.

Categorical Summary


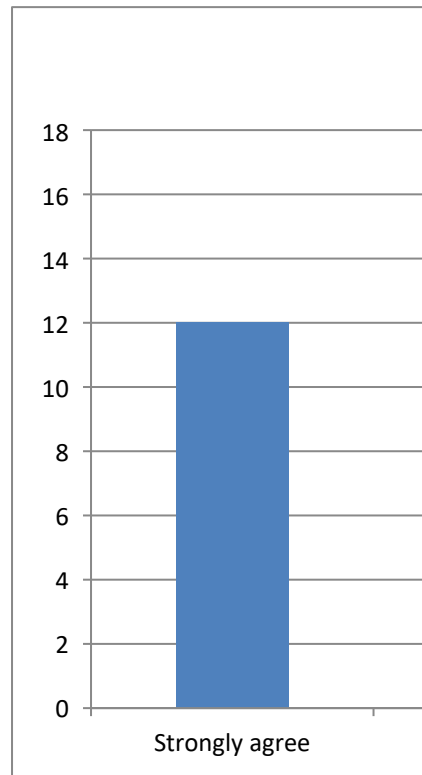
Sample Size Number of Distinct Categories

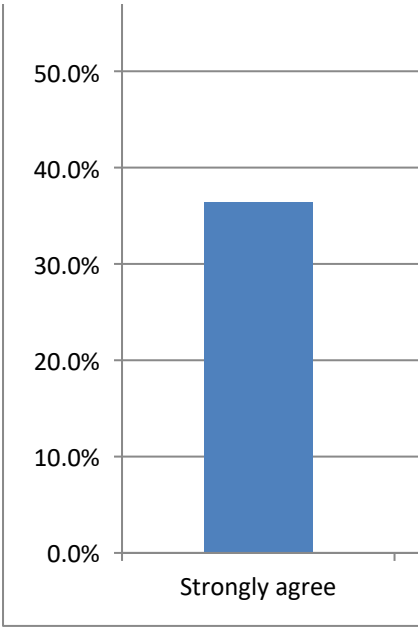
33 of 33 4

My student	Count	Percent of	Confidence Interval (Percent of Data)
Strongly ag	12	36.4%	22.2% to 53.4%
Agree	16	48.5%	32.5% to 64.8%
Disagree	4	12.1%	4.8% to 27.3%
Strongly di:	1	3.0%	0.5% to 15.3%


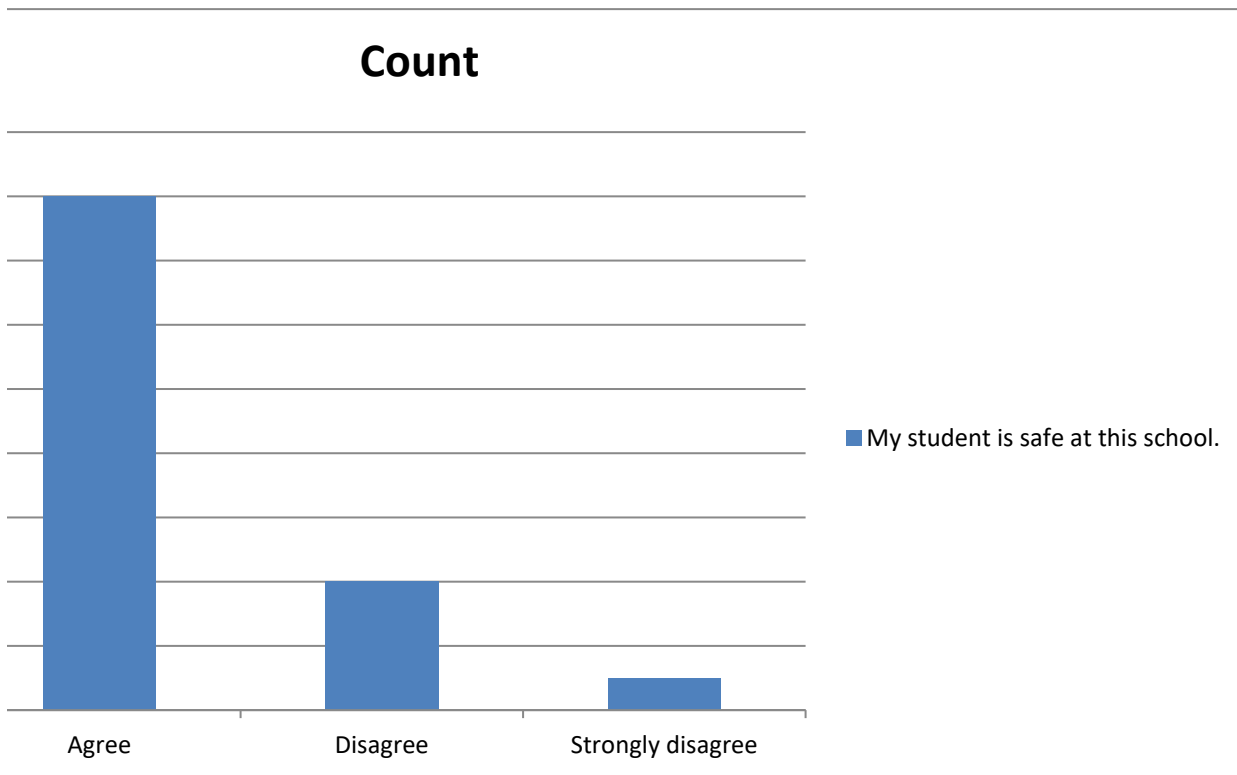
Select a chart and choose "Clustered Column", "100% Stacked Column", or "Pie" chart in Powerpoint or To create a correct "100% Stacked Column" chart, choose the chart then click "Switch Row/Column" (PC

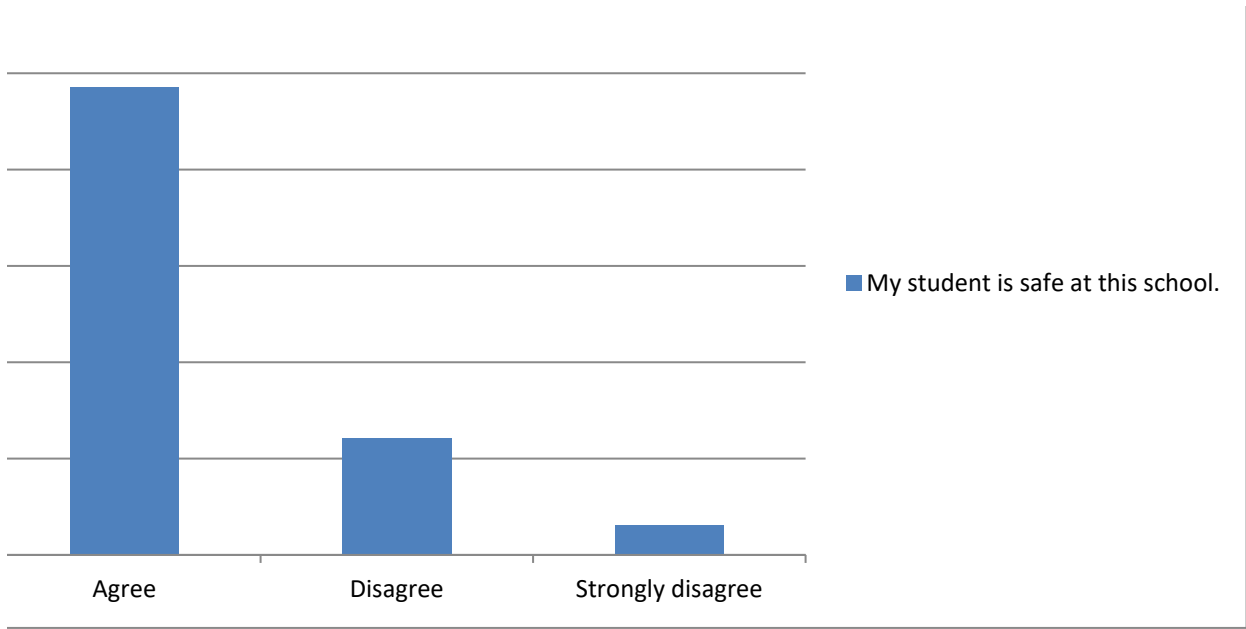
Count	My student	Percent	My student is safe at this school.
Strongly ag	12	Strongly ag 36.4%	
Agree	16	Agree 48.5%	
Disagree	4	Disagree 12.1%	
Strongly di:	1	Strongly di: 3.0%	





· Excel, to change the chart type.
C) or "Switch Plot" (Mac) in the chart tools





Summary of My student feels safe going to and from school.

Categorical Summary

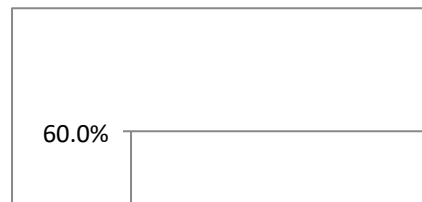
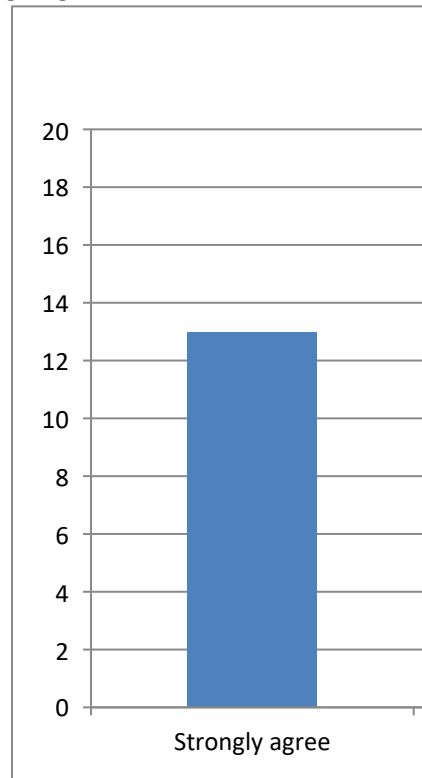
Sample Size Number of Distinct Categories

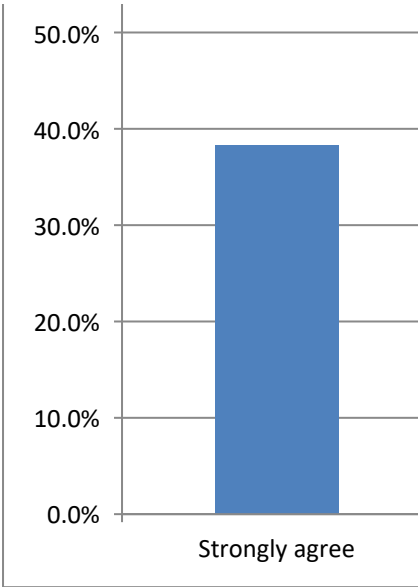
34 of 34 3

My student	Count	Percent of	Confidence Interval (Percent of Data)
Strongly ag	13	38.2%	23.9% to 55.0%
Agree	18	52.9%	36.7% to 68.5%
Disagree	3	8.8%	3.0% to 23.0%


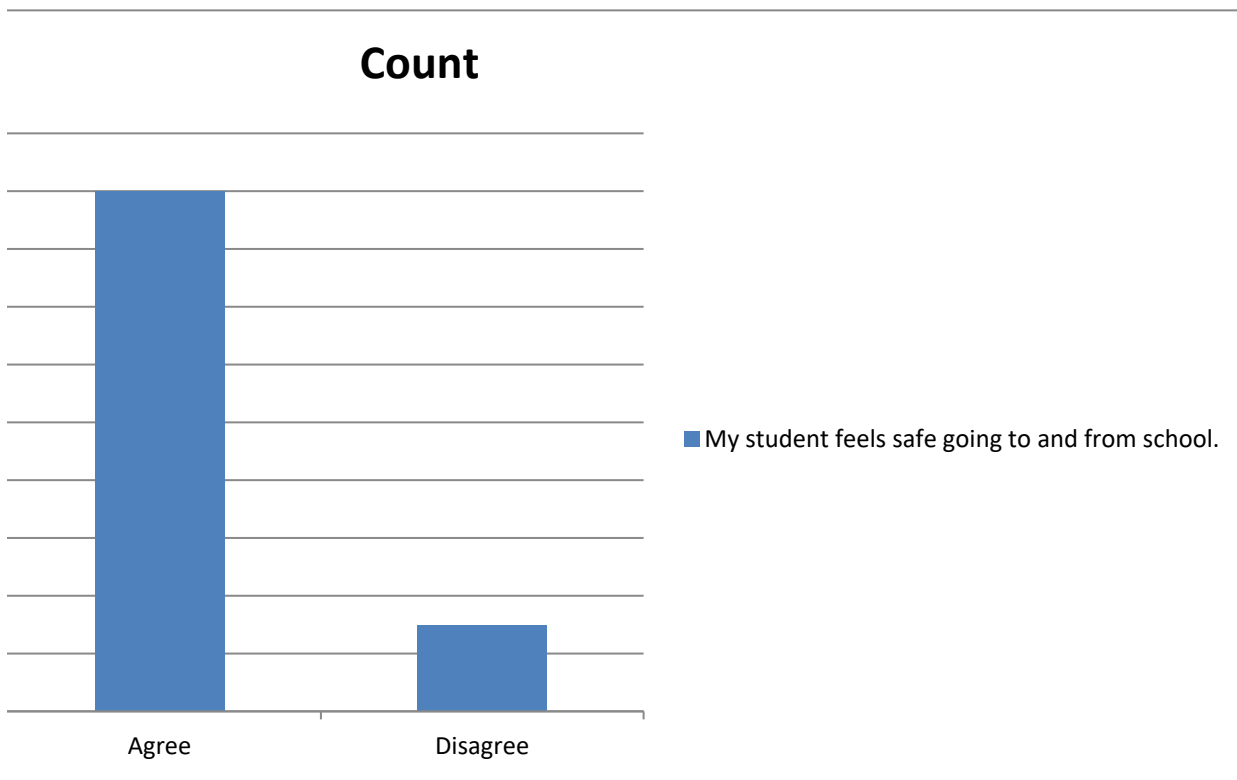
Select a chart and choose "Clustered Column", "100% Stacked Column", or "Pie" chart in Powerpoint or To create a correct "100% Stacked Column" chart, choose the chart then click "Switch Row/Column" (PC

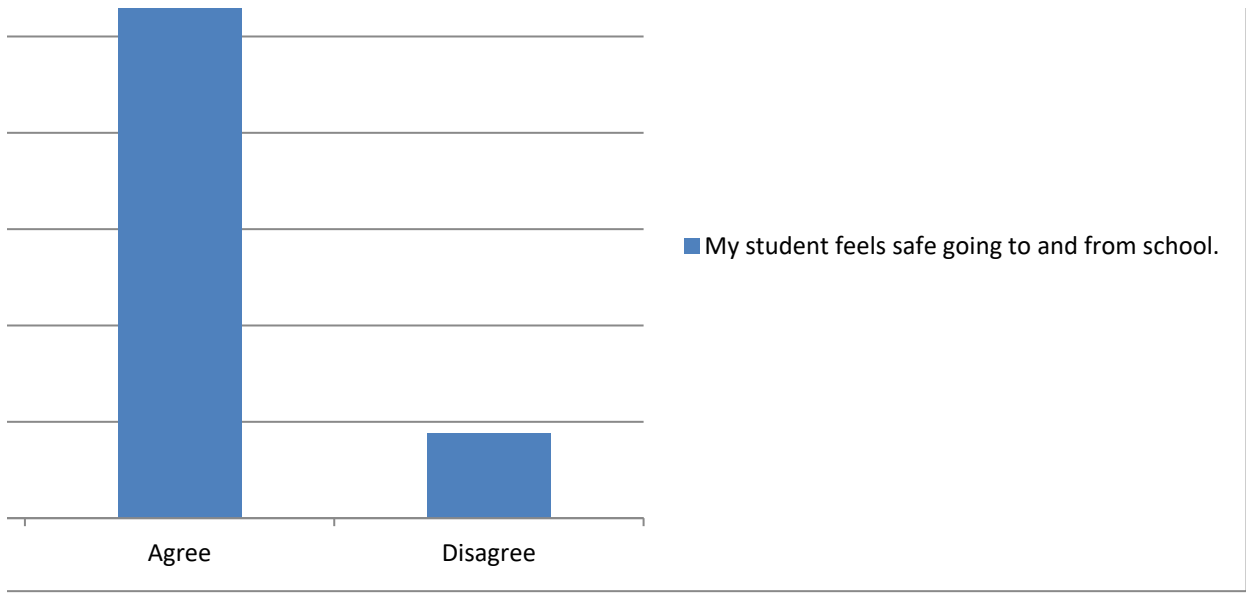
Count	My student	Percent	My student feels safe going to and from school.
Strongly ag	13	Strongly ag	38.2%
Agree	18	Agree	52.9%
Disagree	3	Disagree	8.8%





· Excel, to change the chart type.
C) or "Switch Plot" (Mac) in the chart tools





Summary of Adults at my student's school do their best to resolve bullying.

Categorical Summary


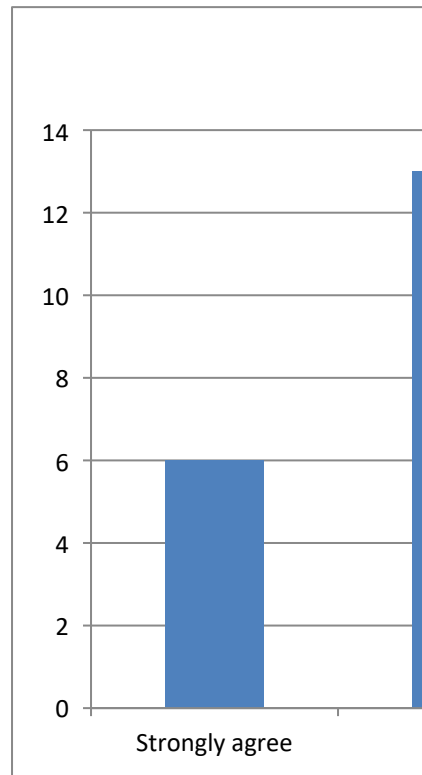
Sample Size Number of Distinct Categories

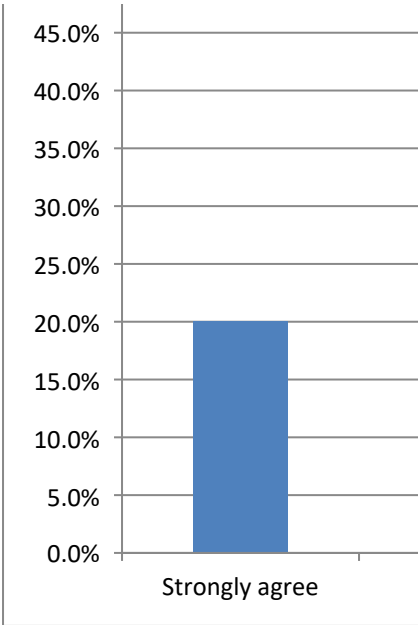
30 of 30 4

Adults at m	Count	Percent of	Confidence Interval (Percent of Data)
Strongly ag	6	20.0%	9.5% to 37.3%
Agree	13	43.3%	27.4% to 60.8%
Disagree	6	20.0%	9.5% to 37.3%
Strongly di:	5	16.7%	7.3% to 33.6%

Select a chart and choose "Clustered Column", "100% Stacked Column", or "Pie" chart in Powerpoint or To create a correct "100% Stacked Column" chart, choose the chart then click "Switch Row/Column" (PC


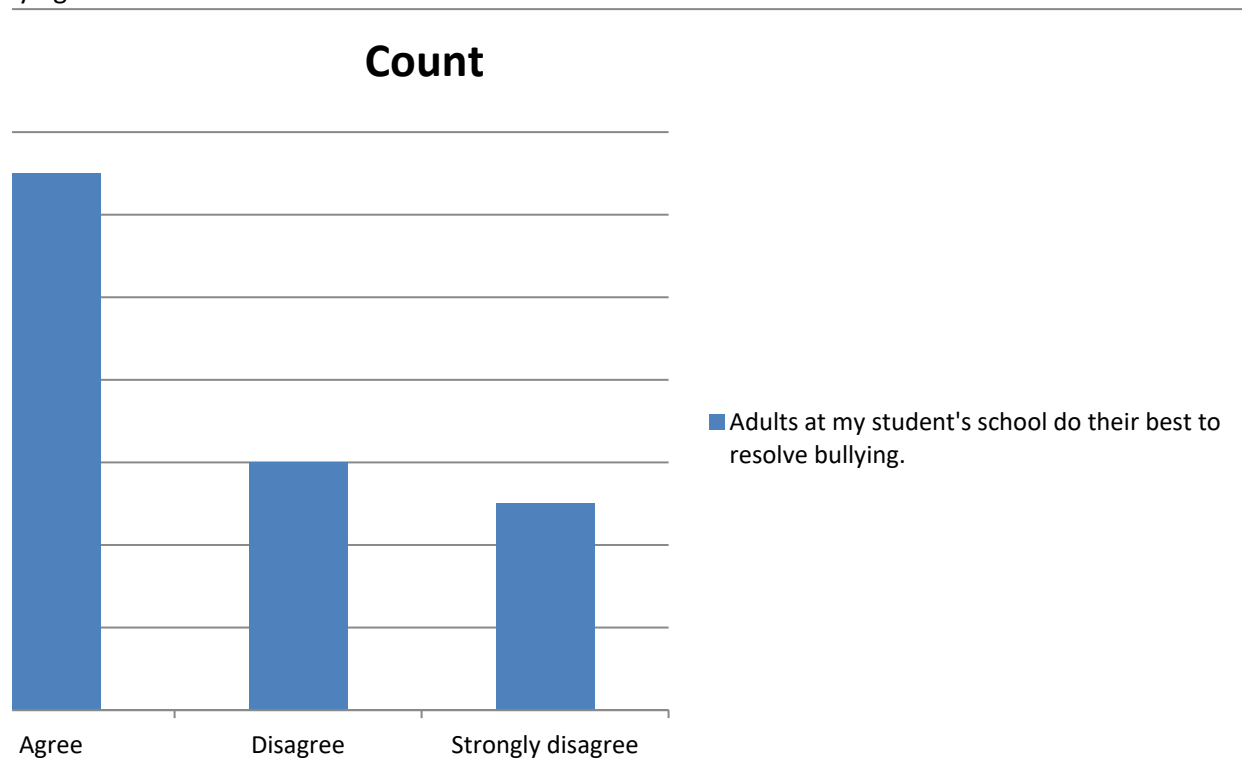
Count	Adults at m	Percent	Adults at my student's school do their best to resolve bull
Strongly ag	6	Strongly ag 20.0%	
Agree	13	Agree 43.3%	
Disagree	6	Disagree 20.0%	
Strongly di:	5	Strongly di: 16.7%	

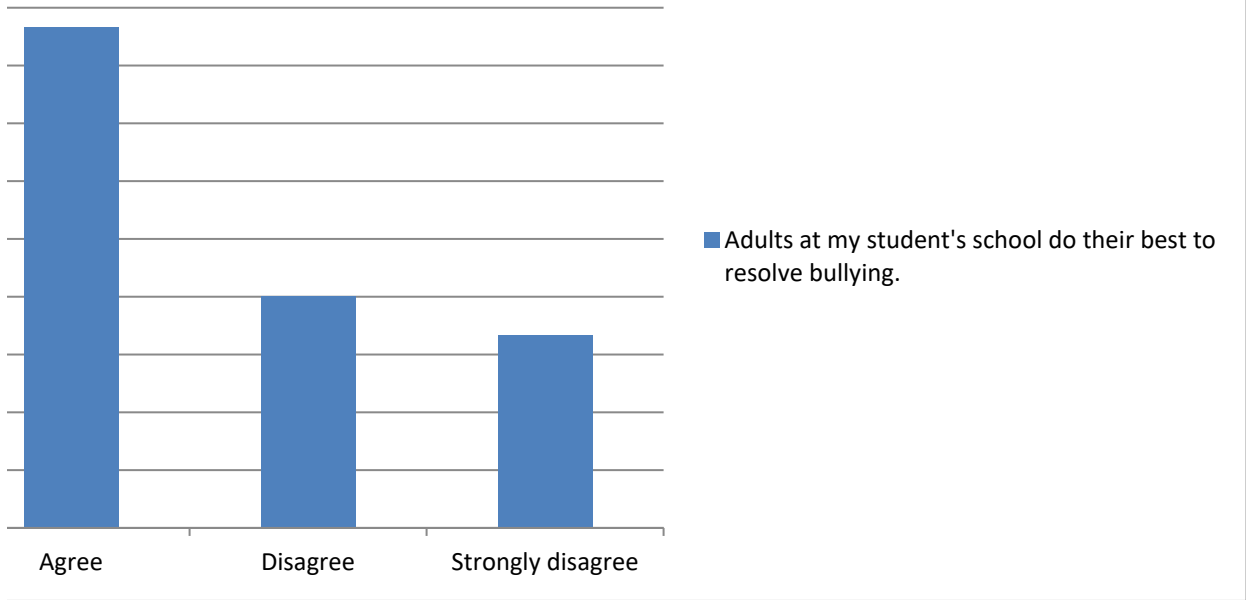




· Excel, to change the chart type.
C) or "Switch Plot" (Mac) in the chart tools

lying.





Summary of My student's school has an anti-bullying policy.

Categorical Summary

Sample Size Number of Distinct Categories

25 of 25 2

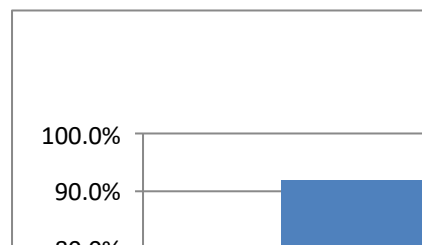

My student Count Percent of Confidence Interval (Percent of Data)

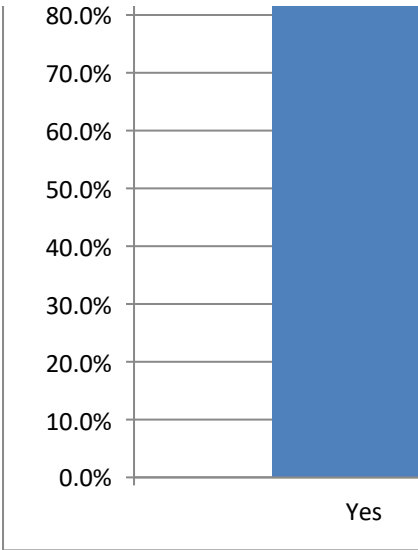
Yes 23 92.0% 75.0% to 97.8%

No 2 8.0% 2.2% to 25.0%


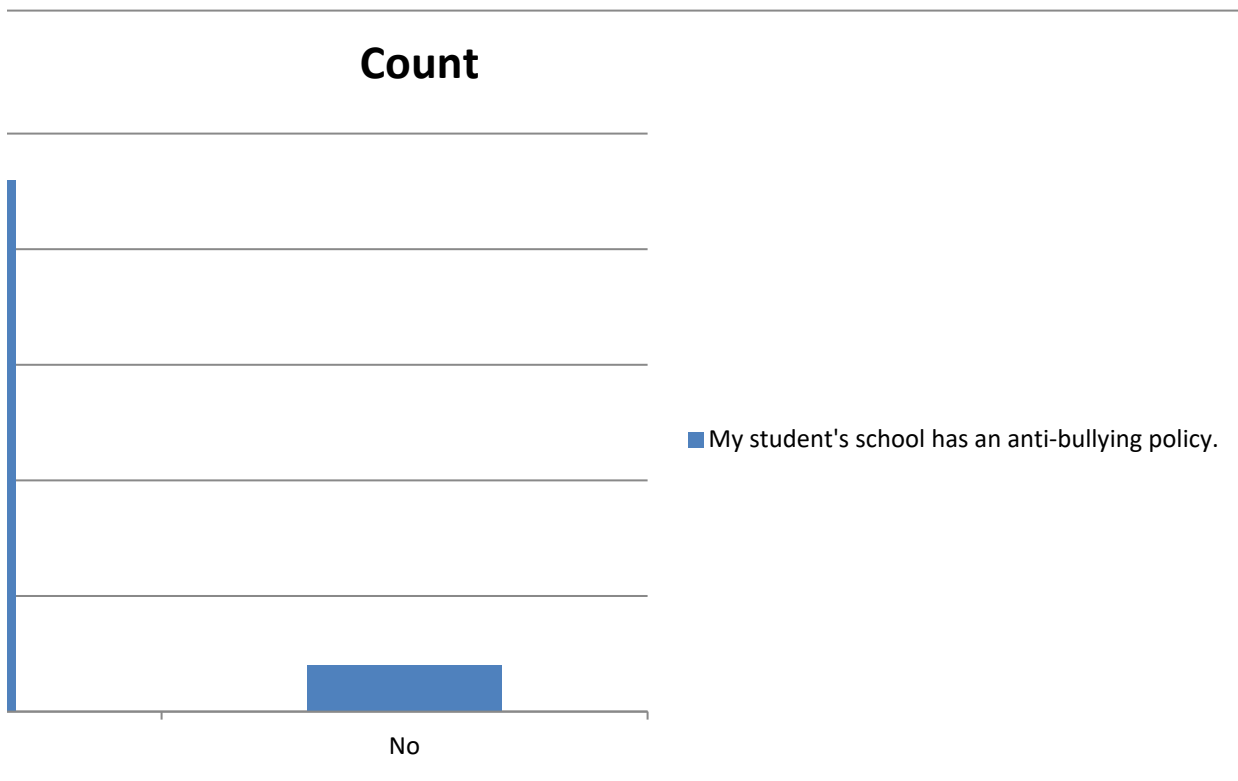
Select a chart and choose "Clustered Column", "100% Stacked Column", or "Pie" chart in Powerpoint or To create a correct "100% Stacked Column" chart, choose the chart then click "Switch Row/Column" (PC

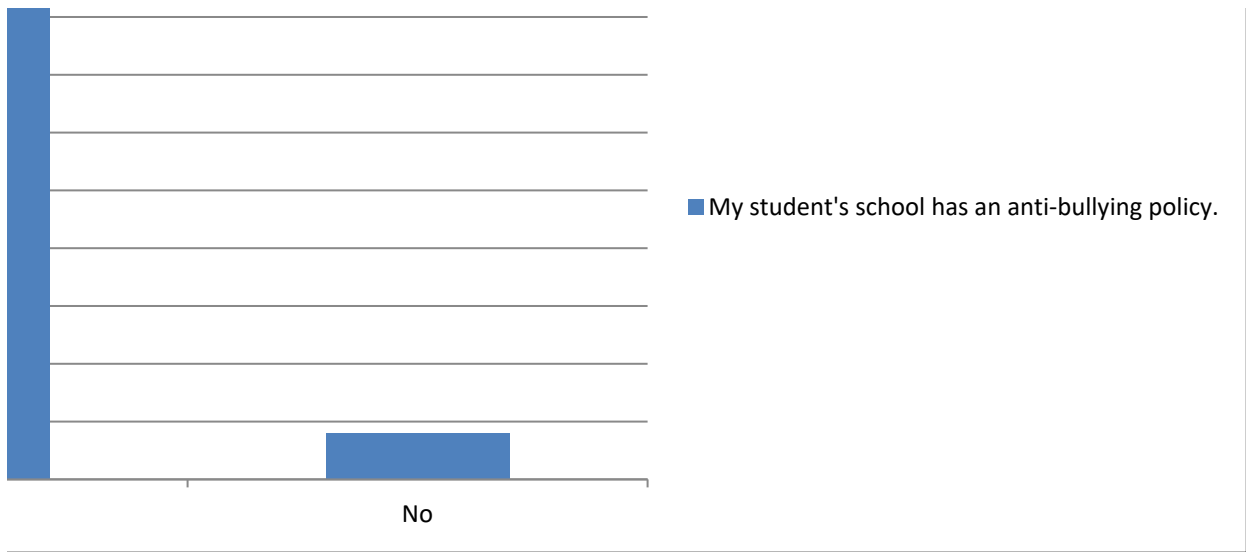
Count	My student	Percent	My student's school has an anti-bullying policy.
Yes	23	92.0%	Yes
No	2	8.0%	No





· Excel, to change the chart type.
C) or "Switch Plot" (Mac) in the chart tools





Summary of I understand the difference between bullying and natural conflict.



Categorical Summary

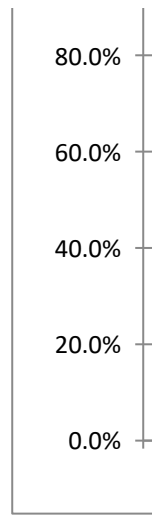
Sample Size	Average	Median	Number of Distinct Categories
34 of 34	2	2	1

Recode	I understand	Count	Percent of	Confidence Interval (Percent of Data)
2	Yes	34	100.0%	89.8% to 100.0%

Select a chart and choose "Clustered Column", "100% Stacked Column", or "Pie" chart in Powerpoint or To create a correct "100% Stacked Column" chart, choose the chart then click "Switch Row/Column" (PC

Recode	Count	I understand	Percent	I understand the difference between
2	Yes	34	Yes	100.0%

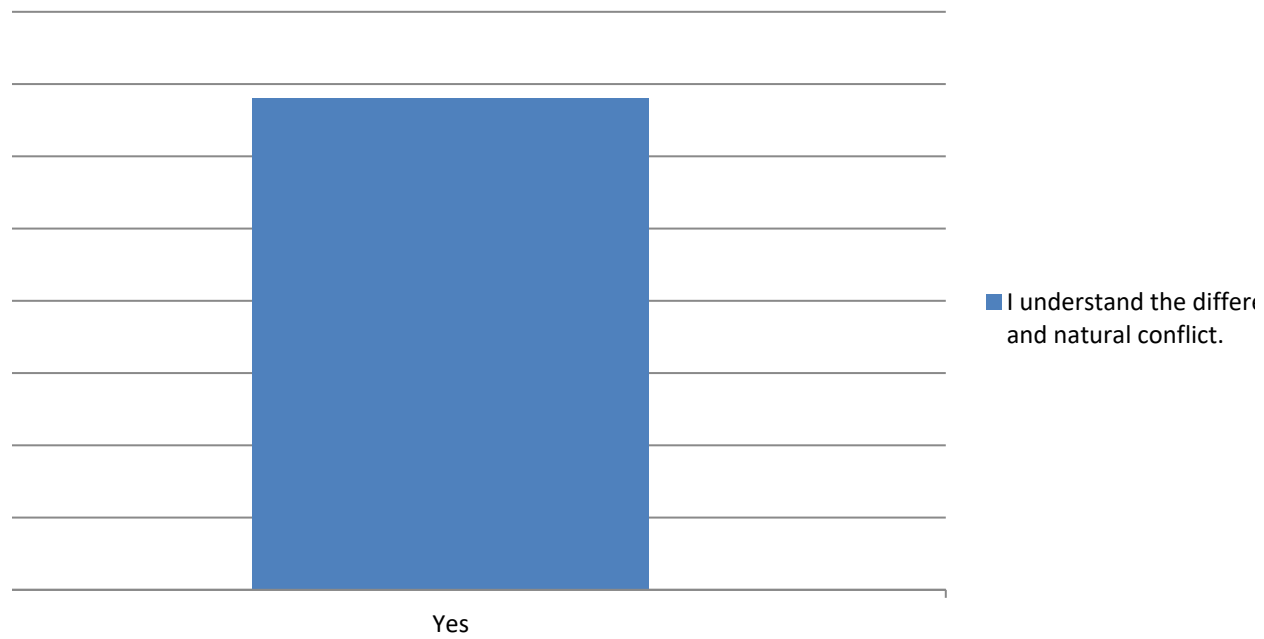




Excel, to change the chart type.
C) or "Switch Plot" (Mac) in the chart tools

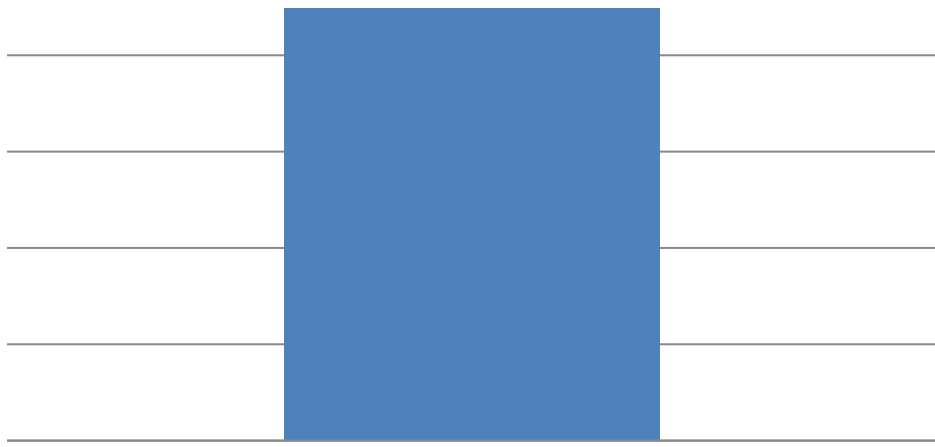
When bullying and natural conflict.

Count



Percent





Yes

■ I understand the difference between cultural and natural conflict.

ence between bullying

ence between bullying

Summary of LEA_NAME

Categorical Summary

Sample Size Number of Distinct Categories



106 of 106 1


LEA_NAME Count Percent of Confidence Interval (Percent of Data)

Garfield Di: 106 100.0% 96.5% to 100.0%


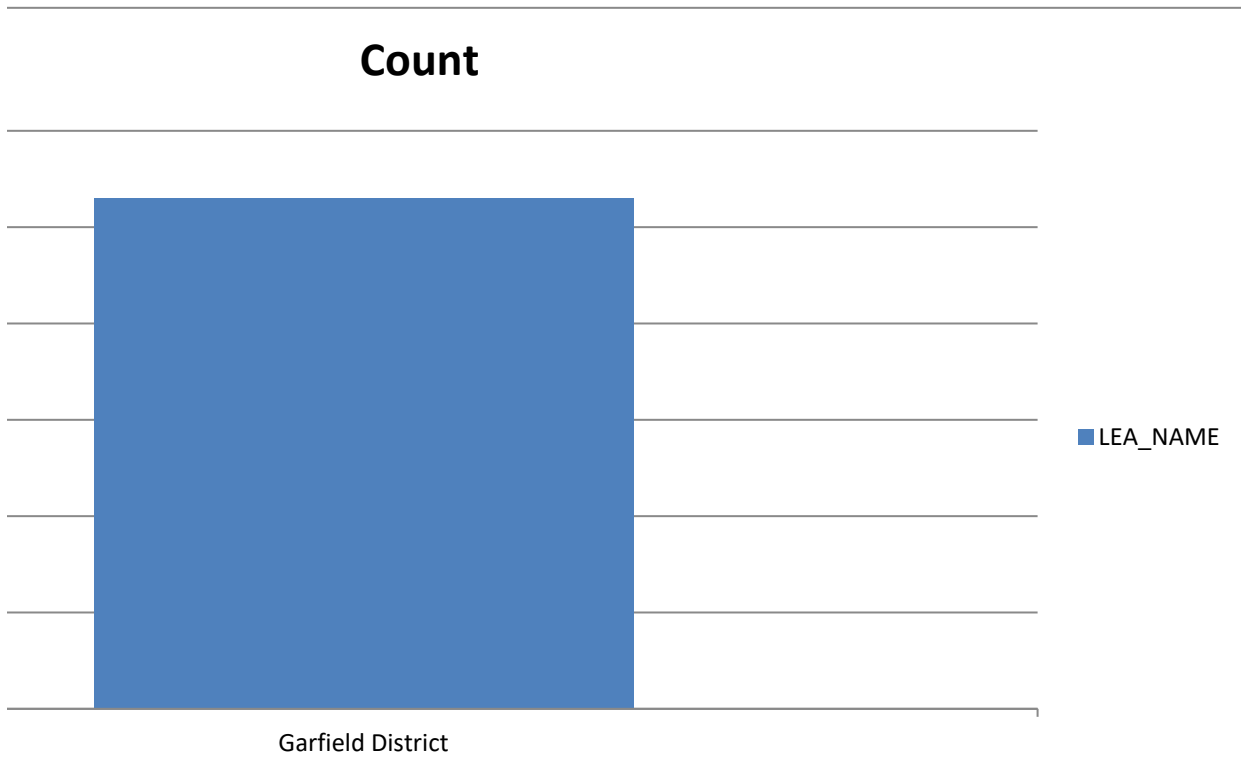
Select a chart and choose "Clustered Column", "100% Stacked Column", or "Pie" chart in Powerpoint or To create a correct "100% Stacked Column" chart, choose the chart then click "Switch Row/Column" (PC

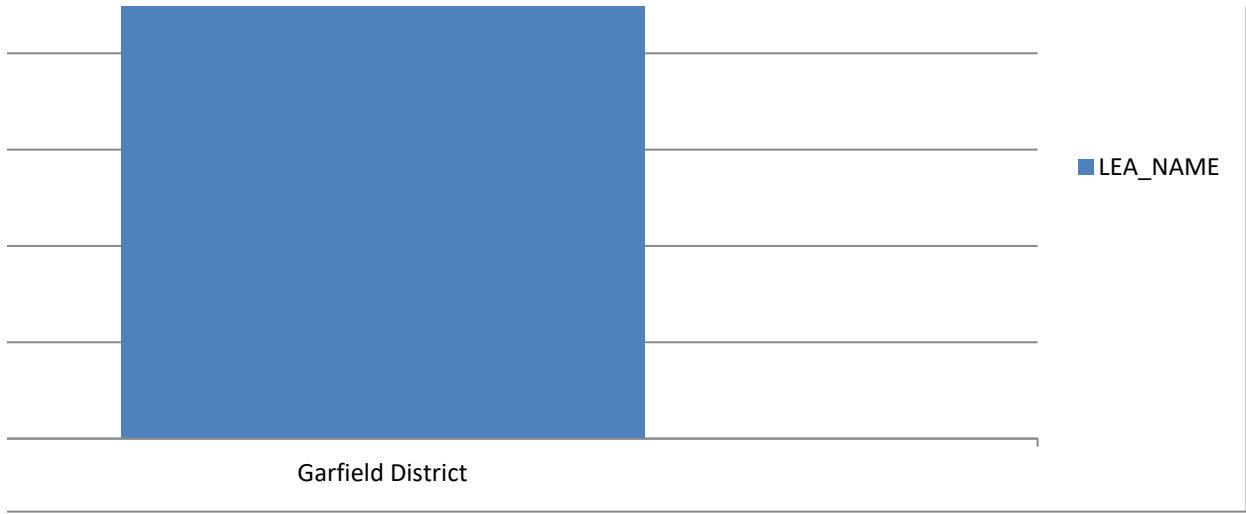
Count	LEA_NAME	Percent	LEA_NAME
Garfield Di:	106	Garfield Di:	100.0%





· Excel, to change the chart type.
C) or "Switch Plot" (Mac) in the chart tools





Summary of Session_Link

Categorical Summary

Sample Size Number of Distinct Categories



106 of 106 1


Session_Lir Count Percent of Confidence Interval (Percent of Data)

usbe.az1.qi 106 100.0% 96.5% to 100.0%


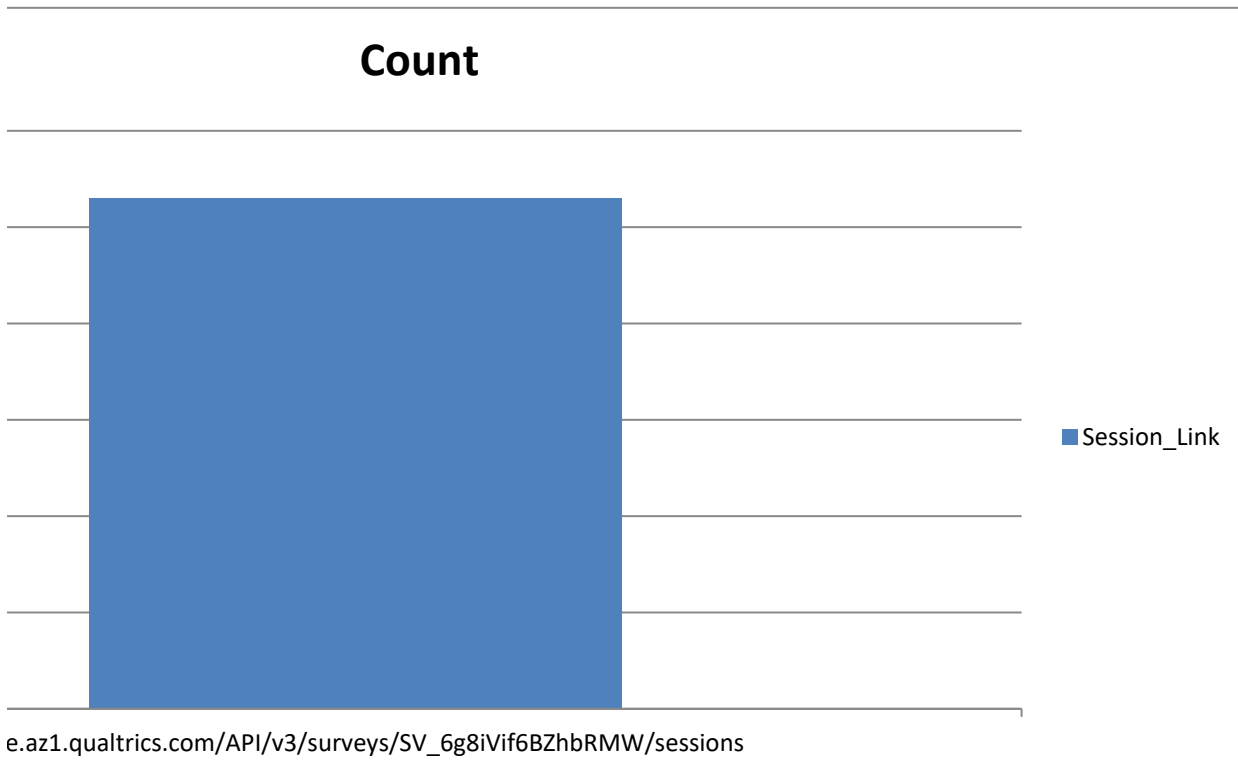
Select a chart and choose "Clustered Column", "100% Stacked Column", or "Pie" chart in Powerpoint or
To create a correct "100% Stacked Column" chart, choose the chart then click "Switch Row/Column" (PC

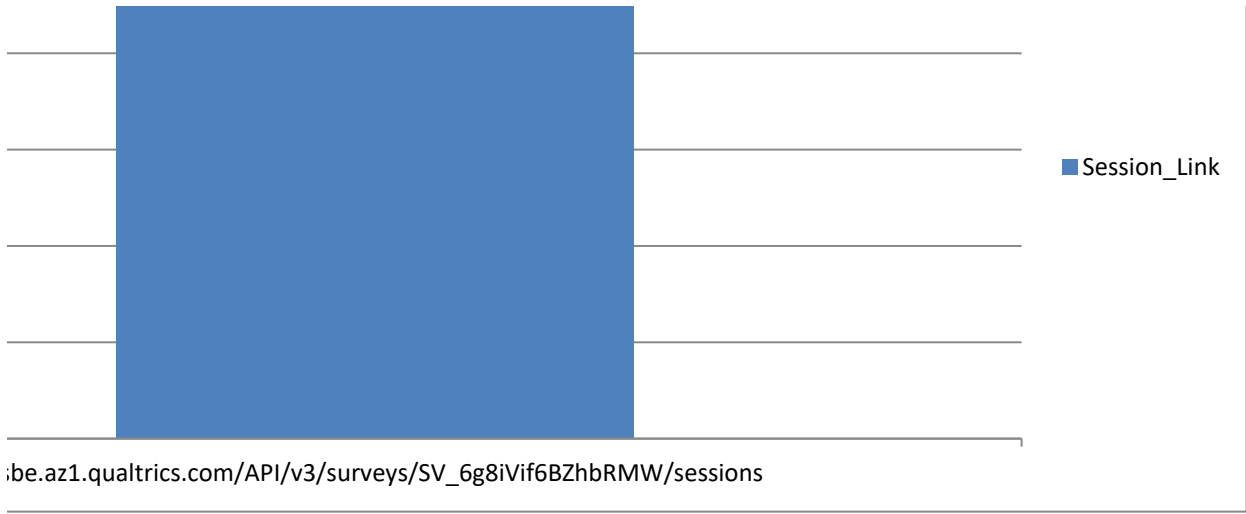
Count	Session_Lir	Percent	Session_Link
106	usbe.az1.qi	100.0%	usbe.az1.qi





· Excel, to change the chart type.
C) or "Switch Plot" (Mac) in the chart tools





Summary of XAPITOKEN

Categorical Summary

Sample Size Number of Distinct Categories



106 of 106 1


XAPITOKEN Count Percent of Confidence Interval (Percent of Data)

uvXoeseaY, 106 100.0% 96.5% to 100.0%

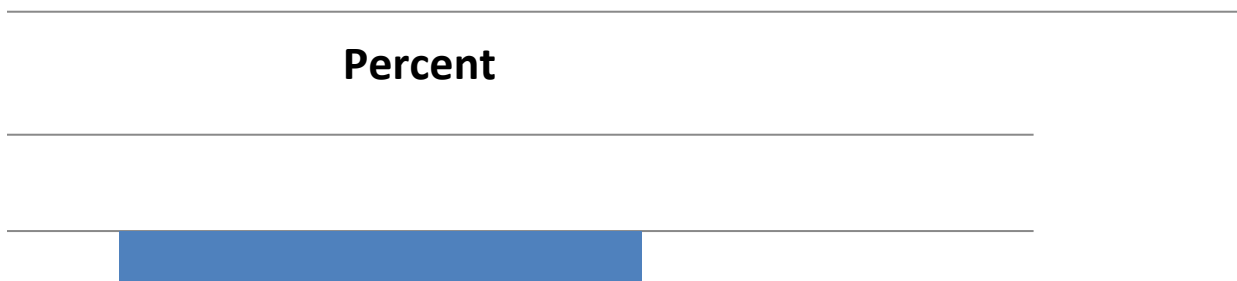
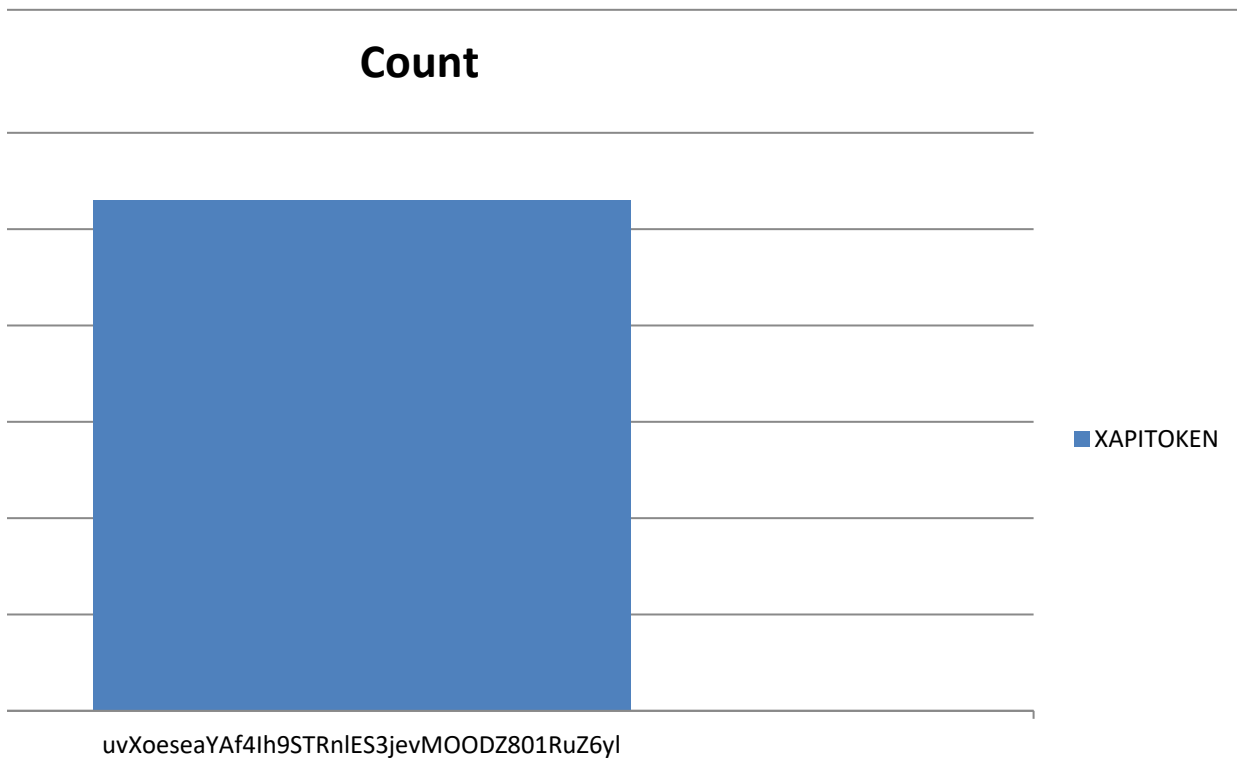
Select a chart and choose "Clustered Column", "100% Stacked Column", or "Pie" chart in Powerpoint or
To create a correct "100% Stacked Column" chart, choose the chart then click "Switch Row/Column" (PC

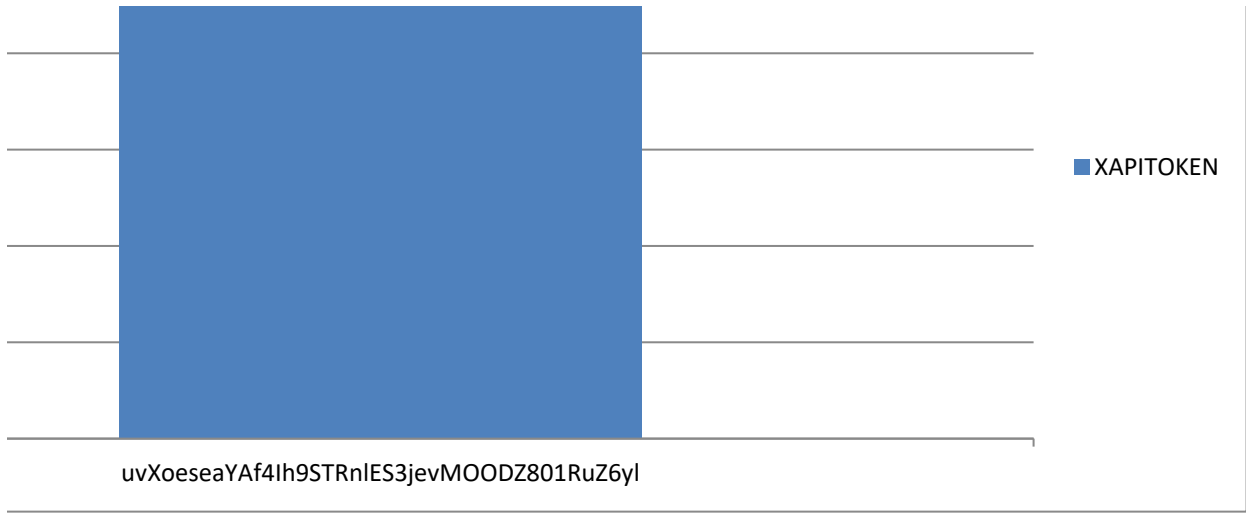
Count	XAPITOKEN	Percent	XAPITOKEN
uvXoeseaY,	106	uvXoeseaY,	100.0%





· Excel, to change the chart type.
C) or "Switch Plot" (Mac) in the chart tools





Summary of REQUEST_ID

Categorical Summary

Sample Size Number of Distinct Categories

106 of 106 106

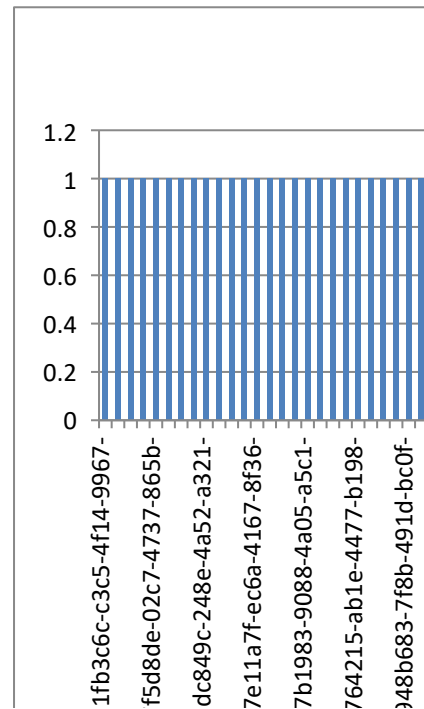
REQUEST_ID	Count	Percent of	Confidence Interval (Percent of Data)
01fb3c6c-c	1	0.9%	0.2% to 5.2%
04575072-i	1	0.9%	0.2% to 5.2%
04b1014d-i	1	0.9%	0.2% to 5.2%
07cae74a-f	1	0.9%	0.2% to 5.2%
07f5d8de-C	1	0.9%	0.2% to 5.2%
099ec05d-f	1	0.9%	0.2% to 5.2%
0b4d18f5-5	1	0.9%	0.2% to 5.2%
0eb47c0f-b	1	0.9%	0.2% to 5.2%
11dc849c-2	1	0.9%	0.2% to 5.2%
1321e9d5-i	1	0.9%	0.2% to 5.2%
13d4f675-6	1	0.9%	0.2% to 5.2%
167e4f4b-f	1	0.9%	0.2% to 5.2%
17e11a7f-e	1	0.9%	0.2% to 5.2%
1971ce85-3	1	0.9%	0.2% to 5.2%
1a0c1a84-5	1	0.9%	0.2% to 5.2%
1a33c73b-c	1	0.9%	0.2% to 5.2%
1f7b1983-9	1	0.9%	0.2% to 5.2%
205cc46f-3	1	0.9%	0.2% to 5.2%
217beb02-i	1	0.9%	0.2% to 5.2%
23c7504e-l	1	0.9%	0.2% to 5.2%
26764215-i	1	0.9%	0.2% to 5.2%
27c7b653-i	1	0.9%	0.2% to 5.2%
2b08b24e-i	1	0.9%	0.2% to 5.2%
357ae499-c	1	0.9%	0.2% to 5.2%
3948b683-i	1	0.9%	0.2% to 5.2%
3a818957-c	1	0.9%	0.2% to 5.2%
3da74114-i	1	0.9%	0.2% to 5.2%
4370d962-i	1	0.9%	0.2% to 5.2%
4396dcaf-e	1	0.9%	0.2% to 5.2%
4455b7a4-i	1	0.9%	0.2% to 5.2%
44b26bb9-i	1	0.9%	0.2% to 5.2%
453f154c-d	1	0.9%	0.2% to 5.2%
45926a63-c	1	0.9%	0.2% to 5.2%
461905d7-i	1	0.9%	0.2% to 5.2%
467076ab-i	1	0.9%	0.2% to 5.2%
46d7c5d0-l	1	0.9%	0.2% to 5.2%
47ea825d-i	1	0.9%	0.2% to 5.2%
48d14257-l	1	0.9%	0.2% to 5.2%

493387c5-f	1	0.9%	0.2% to 5.2%
4a9fddff-78	1	0.9%	0.2% to 5.2%
51b87829-	1	0.9%	0.2% to 5.2%
5270fded-9	1	0.9%	0.2% to 5.2%
542135d8-i	1	0.9%	0.2% to 5.2%
54ad64bb-i	1	0.9%	0.2% to 5.2%
58f56e73-9	1	0.9%	0.2% to 5.2%
60c2ea12-k	1	0.9%	0.2% to 5.2%
628377ee-:	1	0.9%	0.2% to 5.2%
6b01ff34-8	1	0.9%	0.2% to 5.2%
7394f3e9-€	1	0.9%	0.2% to 5.2%
73dac30f-9	1	0.9%	0.2% to 5.2%
7610613a-l	1	0.9%	0.2% to 5.2%
7643f88f-a	1	0.9%	0.2% to 5.2%
788603bc-l	1	0.9%	0.2% to 5.2%
7912d893-i	1	0.9%	0.2% to 5.2%
79f3697d-8	1	0.9%	0.2% to 5.2%
7a627419-i	1	0.9%	0.2% to 5.2%
8aaa5414-:	1	0.9%	0.2% to 5.2%
8d44c778-t	1	0.9%	0.2% to 5.2%
91a336cc-f	1	0.9%	0.2% to 5.2%
951d0d04-:	1	0.9%	0.2% to 5.2%
969e6100-l	1	0.9%	0.2% to 5.2%
a11c7260-8	1	0.9%	0.2% to 5.2%
a2ffdc2e-1	1	0.9%	0.2% to 5.2%
a5b11dc6-c	1	0.9%	0.2% to 5.2%
a6d02939-	1	0.9%	0.2% to 5.2%
ac0dd167-4	1	0.9%	0.2% to 5.2%
ad2c6a5a-æ	1	0.9%	0.2% to 5.2%
aedf0cac-a	1	0.9%	0.2% to 5.2%
b0bc26e7-c	1	0.9%	0.2% to 5.2%
b9606dfc-e	1	0.9%	0.2% to 5.2%
b978fb8d-8	1	0.9%	0.2% to 5.2%
bde3b184-i	1	0.9%	0.2% to 5.2%
bee2c978-t	1	0.9%	0.2% to 5.2%
bf1057ef-5	1	0.9%	0.2% to 5.2%
c143be2a-€	1	0.9%	0.2% to 5.2%
c3bfd9c0-b	1	0.9%	0.2% to 5.2%
c67ba435-æ	1	0.9%	0.2% to 5.2%
c88720ea-t	1	0.9%	0.2% to 5.2%
c9a7f574-a	1	0.9%	0.2% to 5.2%
caa7677a-7	1	0.9%	0.2% to 5.2%
cc94b5e5-€	1	0.9%	0.2% to 5.2%
cd2243b4-!	1	0.9%	0.2% to 5.2%
cf503ab1-3	1	0.9%	0.2% to 5.2%
d07bc305-l	1	0.9%	0.2% to 5.2%
d0c71506-€	1	0.9%	0.2% to 5.2%

d4b5cbb1-i	1	0.9%	0.2% to 5.2%
d809ec3a-f	1	0.9%	0.2% to 5.2%
d8237dd7-i	1	0.9%	0.2% to 5.2%
db7c32e2-c	1	0.9%	0.2% to 5.2%
dbdde403-	1	0.9%	0.2% to 5.2%
e138bfa2-1	1	0.9%	0.2% to 5.2%
e74e550c-4	1	0.9%	0.2% to 5.2%
e774e6ba-l	1	0.9%	0.2% to 5.2%
e88bf976-c	1	0.9%	0.2% to 5.2%
ebca3c5d-f	1	0.9%	0.2% to 5.2%
eebe4789-i	1	0.9%	0.2% to 5.2%
f21c5ab9-d	1	0.9%	0.2% to 5.2%
f52cfd6-0c	1	0.9%	0.2% to 5.2%
f681eaa0-4	1	0.9%	0.2% to 5.2%
f80eab4b-9	1	0.9%	0.2% to 5.2%
f8621f33-8	1	0.9%	0.2% to 5.2%
fad3b903-f	1	0.9%	0.2% to 5.2%
fe1d3e10-1	1	0.9%	0.2% to 5.2%
ff53d6b5-5	1	0.9%	0.2% to 5.2%
ff579704-8	1	0.9%	0.2% to 5.2%
ff60be40-e	1	0.9%	0.2% to 5.2%

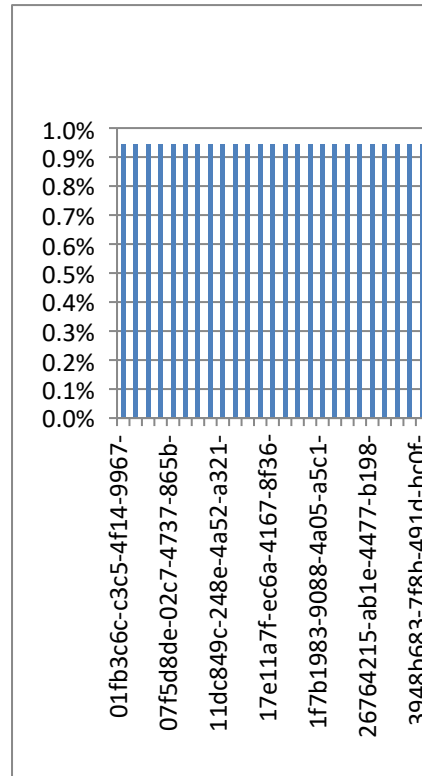
Select a chart and choose "Clustered Column", "100% Stacked Column", or "Pie" chart in Powerpoint or To create a correct "100% Stacked Column" chart, choose the chart then click "Switch Row/Column" (PC

Count	REQUEST_I	Percent	REQUEST_ID
01fb3c6c-c	1	0.9%	01fb3c6c-c
04575072-i	1	0.9%	04575072-i
04b1014d-i	1	0.9%	04b1014d-i
07cae74a-f	1	0.9%	07cae74a-f
07f5d8de-C	1	0.9%	07f5d8de-C
099ec05d-f	1	0.9%	099ec05d-f
0b4d18f5-5	1	0.9%	0b4d18f5-5
0eb47c0f-b	1	0.9%	0eb47c0f-b
11dc849c-2	1	0.9%	11dc849c-2
1321e9d5-i	1	0.9%	1321e9d5-i
13d4f675-f	1	0.9%	13d4f675-f
167e4f4b-f	1	0.9%	167e4f4b-f
17e11a7f-e	1	0.9%	17e11a7f-e
1971ce85-i	1	0.9%	1971ce85-i
1a0c1a84-9	1	0.9%	1a0c1a84-9
1a33c73b-c	1	0.9%	1a33c73b-c
1f7b1983-9	1	0.9%	1f7b1983-9
205cc46f-3	1	0.9%	205cc46f-3



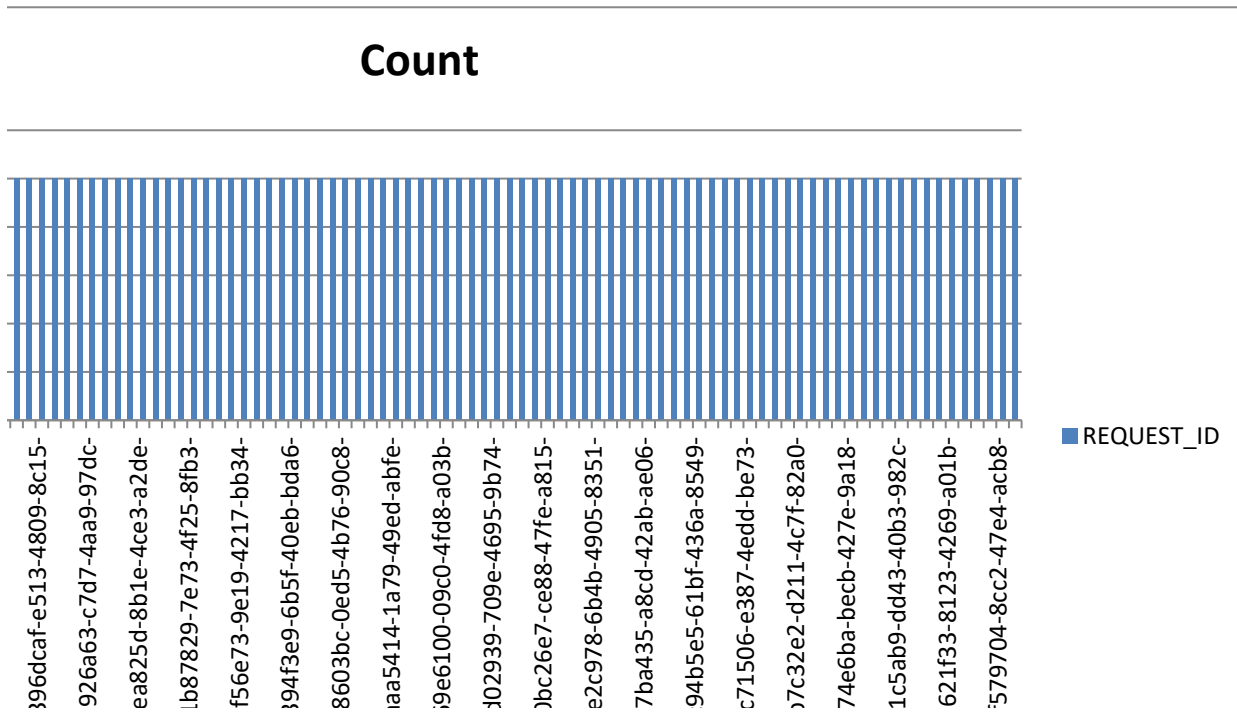
217beb02-	1	217beb02-	0.9%
23c7504e-t	1	23c7504e-t	0.9%
26764215-i	1	26764215-i	0.9%
27c7b653-	1	27c7b653-	0.9%
2b08b24e-i	1	2b08b24e-i	0.9%
357ae499-t	1	357ae499-t	0.9%
3948b683-	1	3948b683-	0.9%
3a818957-t	1	3a818957-t	0.9%
3da74114-	1	3da74114-	0.9%
4370d962-i	1	4370d962-i	0.9%
4396dcaf-e	1	4396dcaf-e	0.9%
4455b7a4-t	1	4455b7a4-t	0.9%
44b26bb9-i	1	44b26bb9-i	0.9%
453f154c-d	1	453f154c-d	0.9%
45926a63-t	1	45926a63-t	0.9%
461905d7-!	1	461905d7-!	0.9%
467076ab-	1	467076ab-	0.9%
46d7c5d0-l	1	46d7c5d0-l	0.9%
47ea825d-!	1	47ea825d-!	0.9%
48d14257-l	1	48d14257-l	0.9%
493387c5-f	1	493387c5-f	0.9%
4a9fddff-7	1	4a9fddff-7	0.9%
51b87829-	1	51b87829-	0.9%
5270fded-9	1	5270fded-9	0.9%
542135d8-i	1	542135d8-i	0.9%
54ad64bb-i	1	54ad64bb-i	0.9%
58f56e73-9	1	58f56e73-9	0.9%
60c2ea12-t	1	60c2ea12-t	0.9%
628377ee-	1	628377ee-	0.9%
6b01ff34-8	1	6b01ff34-8	0.9%
7394f3e9-€	1	7394f3e9-€	0.9%
73dac30f-9	1	73dac30f-9	0.9%
7610613a-l	1	7610613a-l	0.9%
7643f88f-a	1	7643f88f-a	0.9%
788603bc-(1	788603bc-(0.9%
7912d893-i	1	7912d893-i	0.9%
79f3697d-8	1	79f3697d-8	0.9%
7a627419-!	1	7a627419-!	0.9%
8aaa5414-	1	8aaa5414-	0.9%
8d44c778-t	1	8d44c778-t	0.9%
91a336cc-f	1	91a336cc-f	0.9%
951d0d04-	1	951d0d04-	0.9%
969e6100-t	1	969e6100-t	0.9%
a11c7260-8	1	a11c7260-8	0.9%
a2ffdc2e-1	1	a2ffdc2e-1	0.9%
a5b11dc6-c	1	a5b11dc6-c	0.9%
a6d02939-	1	a6d02939-	0.9%

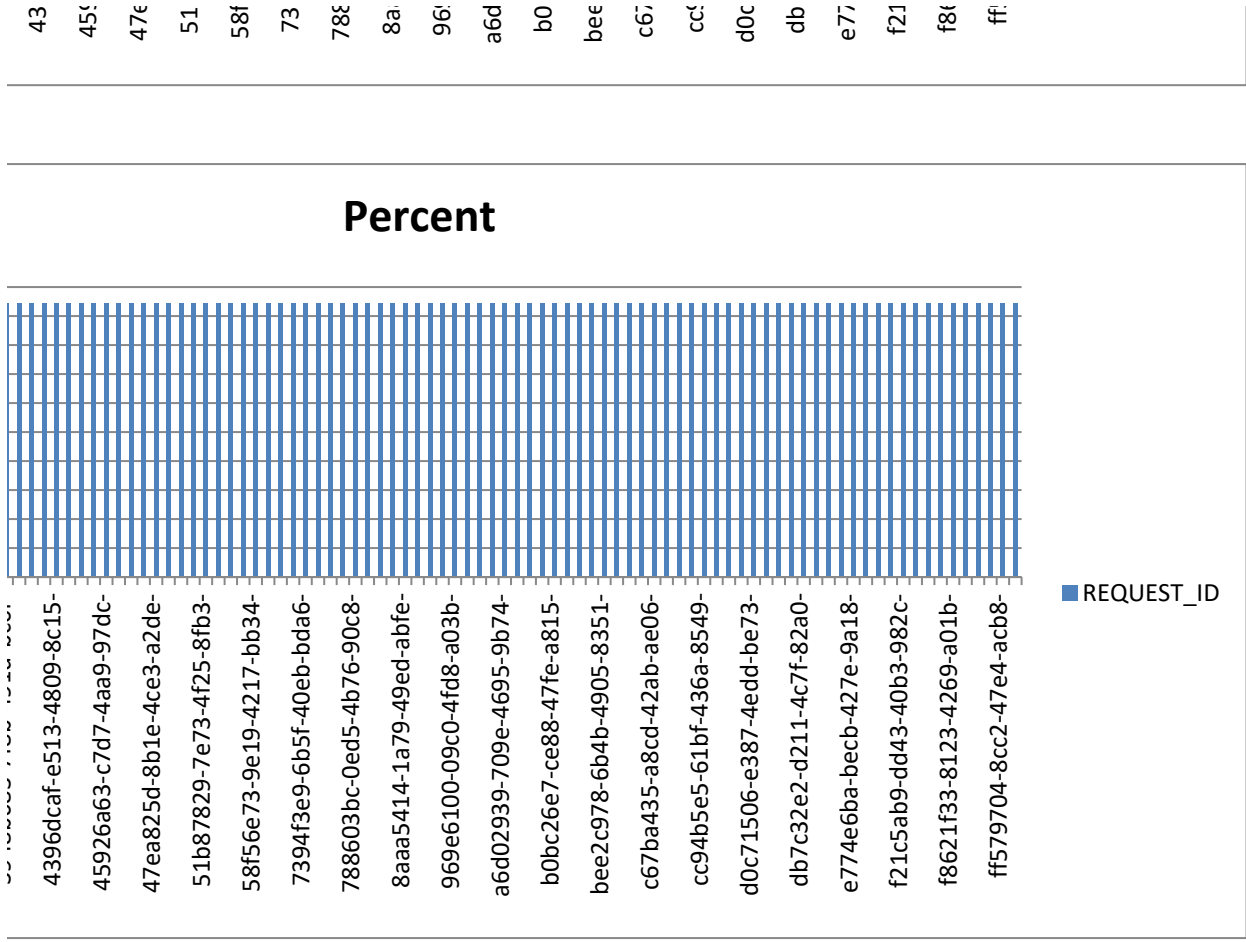
0:
071
11c
17
1f,
267
39



ac0dd167-4	1	ac0dd167-4	0.9%
ad2c6a5a-2	1	ad2c6a5a-2	0.9%
aedf0cac-a	1	aedf0cac-a	0.9%
b0bc26e7-c	1	b0bc26e7-c	0.9%
b9606dfc-e	1	b9606dfc-e	0.9%
b978fb8d-8	1	b978fb8d-8	0.9%
bde3b184-i	1	bde3b184-i	0.9%
bee2c978-f	1	bee2c978-f	0.9%
bf1057ef-5	1	bf1057ef-5	0.9%
c143be2a-e	1	c143be2a-e	0.9%
c3bfd9c0-b	1	c3bfd9c0-b	0.9%
c67ba435-2	1	c67ba435-2	0.9%
c88720ea-f	1	c88720ea-f	0.9%
c9a7f574-a	1	c9a7f574-a	0.9%
caa7677a-7	1	caa7677a-7	0.9%
cc94b5e5-f	1	cc94b5e5-f	0.9%
cd2243b4-f	1	cd2243b4-f	0.9%
cf503ab1-3	1	cf503ab1-3	0.9%
d07bc305-l	1	d07bc305-l	0.9%
d0c71506-e	1	d0c71506-e	0.9%
d4b5cbb1-i	1	d4b5cbb1-i	0.9%
d809ec3a-f	1	d809ec3a-f	0.9%
d8237dd7-i	1	d8237dd7-i	0.9%
db7c32e2-c	1	db7c32e2-c	0.9%
dbdde403-	1	dbdde403-	0.9%
e138bfa2-1	1	e138bfa2-1	0.9%
e74e550c-4	1	e74e550c-4	0.9%
e774e6ba-l	1	e774e6ba-l	0.9%
e88bf976-c	1	e88bf976-c	0.9%
ebca3c5d-f	1	ebca3c5d-f	0.9%
eebe4789-i	1	eebe4789-i	0.9%
f21c5ab9-d	1	f21c5ab9-d	0.9%
f52cfd6-0c	1	f52cfd6-0c	0.9%
f681eaa0-4	1	f681eaa0-4	0.9%
f80eab4b-9	1	f80eab4b-9	0.9%
f8621f33-8	1	f8621f33-8	0.9%
fad3b903-f	1	fad3b903-f	0.9%
fe1d3e10-1	1	fe1d3e10-1	0.9%
ff53d6b5-5	1	ff53d6b5-5	0.9%
ff579704-8	1	ff579704-8	0.9%
ff60be40-e	1	ff60be40-e	0.9%

· Excel, to change the chart type.
C) or "Switch Plot" (Mac) in the chart tools





43

45

47

51

58

73

78

8a

96

a6

b0

bee

c6

cc

d0

db

e7

f2

f8

ff

Percent

■ REQUEST_ID

Summary of HTTP_STATUS

Categorical Summary

Sample Size Number of Distinct Categories



106 of 106 1


HTTP_STAT Count Percent of Confidence Interval (Percent of Data)

201 - Creat 106 100.0% 96.5% to 100.0%

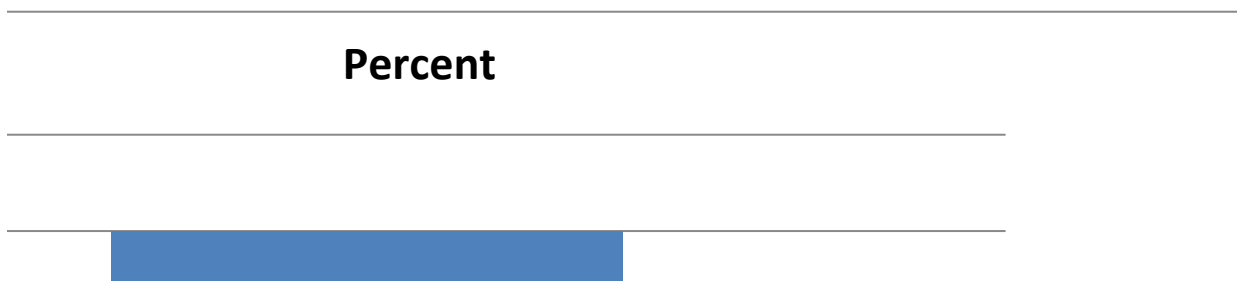
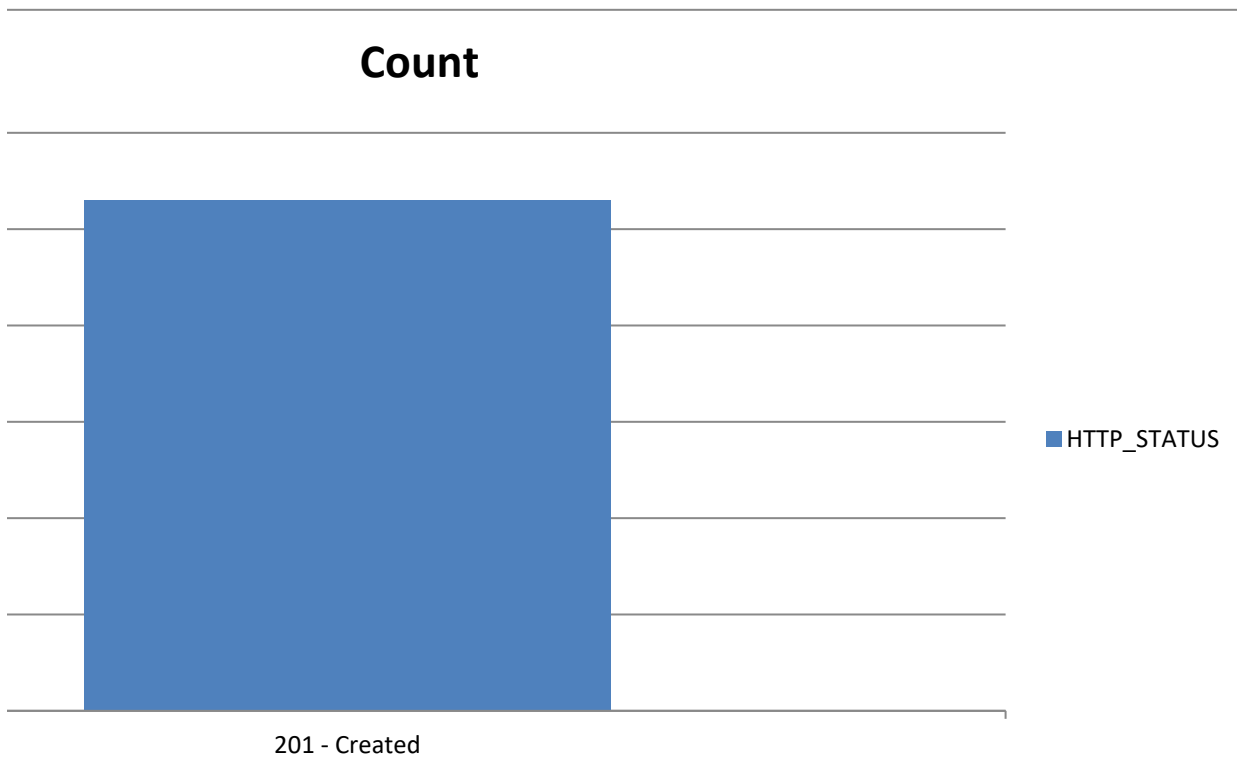
Select a chart and choose "Clustered Column", "100% Stacked Column", or "Pie" chart in Powerpoint or To create a correct "100% Stacked Column" chart, choose the chart then click "Switch Row/Column" (PC

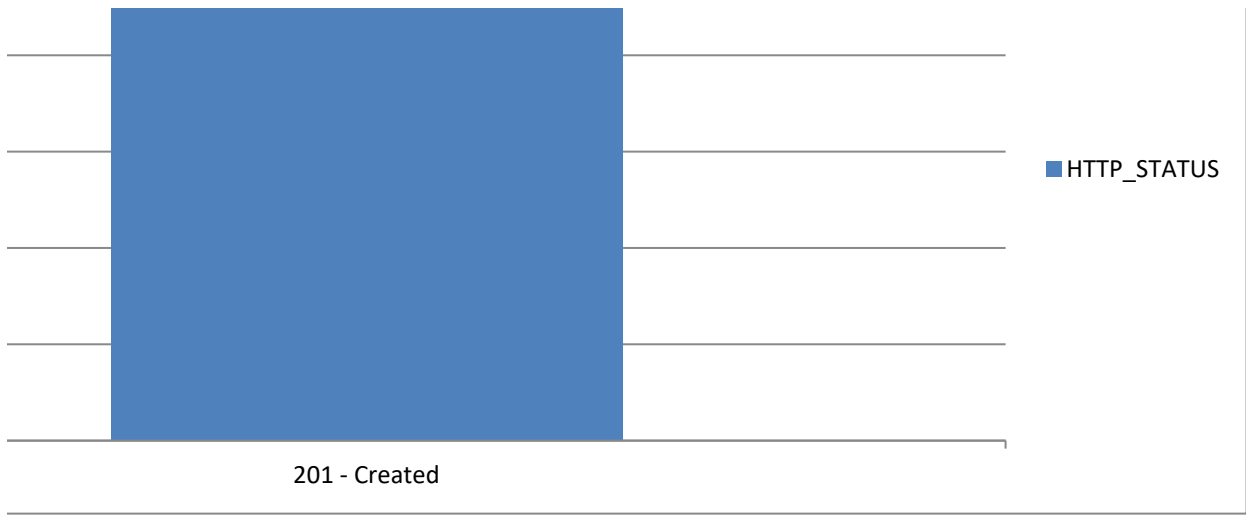
Count	HTTP_STAT	Percent	HTTP_STATUS
106	201 - Creat	100.0%	201 - Creat





· Excel, to change the chart type.
C) or "Switch Plot" (Mac) in the chart tools





Summary of SESSION_ID

Categorical Summary

Sample Size Number of Distinct Categories

106 of 106 106

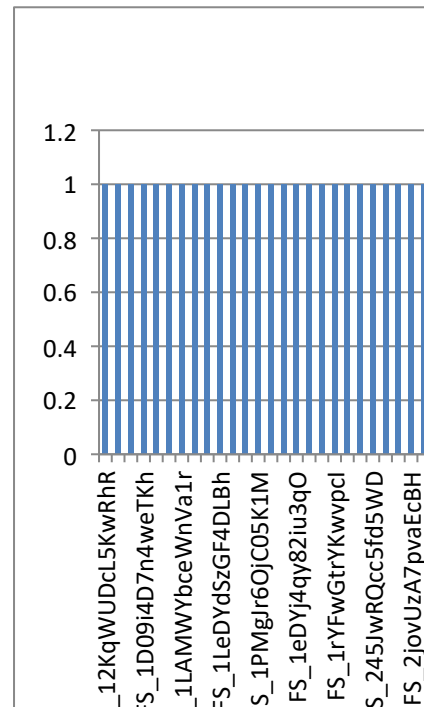
SESSION_ID	Count	Percent of	Confidence Interval (Percent of Data)
FS_12KqWl	1	0.9%	0.2% to 5.2%
FS_14Kqa2	1	0.9%	0.2% to 5.2%
FS_1BfZOL	1	0.9%	0.2% to 5.2%
FS_1D09i4l	1	0.9%	0.2% to 5.2%
FS_1D0dW	1	0.9%	0.2% to 5.2%
FS_1lzWosl	1	0.9%	0.2% to 5.2%
FS_1LAMW	1	0.9%	0.2% to 5.2%
FS_1LDiBo4	1	0.9%	0.2% to 5.2%
FS_1LO1hy	1	0.9%	0.2% to 5.2%
FS_1LeDYd	1	0.9%	0.2% to 5.2%
FS_1MPrgll	1	0.9%	0.2% to 5.2%
FS_1PAvH1	1	0.9%	0.2% to 5.2%
FS_1PMgJr	1	0.9%	0.2% to 5.2%
FS_1TF7GT	1	0.9%	0.2% to 5.2%
FS_1U0fD6	1	0.9%	0.2% to 5.2%
FS_1eDYj4c	1	0.9%	0.2% to 5.2%
FS_1iYBV7f	1	0.9%	0.2% to 5.2%
FS_1niTkQg	1	0.9%	0.2% to 5.2%
FS_1rYFwG	1	0.9%	0.2% to 5.2%
FS_1vsQlw:	1	0.9%	0.2% to 5.2%
FS_1xqSnst	1	0.9%	0.2% to 5.2%
FS_245JwR	1	0.9%	0.2% to 5.2%
FS_2YYCcJr	1	0.9%	0.2% to 5.2%
FS_2f44rW	1	0.9%	0.2% to 5.2%
FS_2jovUz/	1	0.9%	0.2% to 5.2%
FS_30mWv	1	0.9%	0.2% to 5.2%
FS_31heXK	1	0.9%	0.2% to 5.2%
FS_35v8wt	1	0.9%	0.2% to 5.2%
FS_36gslpg	1	0.9%	0.2% to 5.2%
FS_39mQxt	1	0.9%	0.2% to 5.2%
FS_3Bm7Hl	1	0.9%	0.2% to 5.2%
FS_3CeSlIE'	1	0.9%	0.2% to 5.2%
FS_3D0sgc'	1	0.9%	0.2% to 5.2%
FS_3DcnCv	1	0.9%	0.2% to 5.2%
FS_3Dtylfp.	1	0.9%	0.2% to 5.2%
FS_3EipSgC	1	0.9%	0.2% to 5.2%
FS_3ISnDvl	1	0.9%	0.2% to 5.2%
FS_3KeCjj7	1	0.9%	0.2% to 5.2%

FS_3NweC:	1	0.9%	0.2% to 5.2%
FS_3RyGHF	1	0.9%	0.2% to 5.2%
FS_3S3xLtd	1	0.9%	0.2% to 5.2%
FS_3SGNCC	1	0.9%	0.2% to 5.2%
FS_3TqKs5l	1	0.9%	0.2% to 5.2%
FS_3V91Cr.	1	0.9%	0.2% to 5.2%
FS_3VCOHY	1	0.9%	0.2% to 5.2%
FS_3ZEarg1	1	0.9%	0.2% to 5.2%
FS_3bUFSG	1	0.9%	0.2% to 5.2%
FS_3chi2Pc	1	0.9%	0.2% to 5.2%
FS_3fldUaL	1	0.9%	0.2% to 5.2%
FS_3iwH3x	1	0.9%	0.2% to 5.2%
FS_3knfeO	1	0.9%	0.2% to 5.2%
FS_3uCK7s:	1	0.9%	0.2% to 5.2%
FS_3vvVGle	1	0.9%	0.2% to 5.2%
FS_3zLVL0r	1	0.9%	0.2% to 5.2%
FS_491hXC	1	0.9%	0.2% to 5.2%
FS_51Z9g6	1	0.9%	0.2% to 5.2%
FS_5FbLoR	1	0.9%	0.2% to 5.2%
FS_5IW1ztl	1	0.9%	0.2% to 5.2%
FS_5KutDIF	1	0.9%	0.2% to 5.2%
FS_5OW8f)	1	0.9%	0.2% to 5.2%
FS_5WJh4C	1	0.9%	0.2% to 5.2%
FS_5fsvKxg	1	0.9%	0.2% to 5.2%
FS_5gArBQ	1	0.9%	0.2% to 5.2%
FS_5hfgmE	1	0.9%	0.2% to 5.2%
FS_5qaDI2f	1	0.9%	0.2% to 5.2%
FS_5scAnZ4	1	0.9%	0.2% to 5.2%
FS_62rnAct	1	0.9%	0.2% to 5.2%
FS_6DcZpb	1	0.9%	0.2% to 5.2%
FS_6FqXh3	1	0.9%	0.2% to 5.2%
FS_6K29Hz	1	0.9%	0.2% to 5.2%
FS_6QrXsSl	1	0.9%	0.2% to 5.2%
FS_6RmU2	1	0.9%	0.2% to 5.2%
FS_6SHpuC	1	0.9%	0.2% to 5.2%
FS_6VASvR	1	0.9%	0.2% to 5.2%
FS_6X1oG3	1	0.9%	0.2% to 5.2%
FS_6eUOCF	1	0.9%	0.2% to 5.2%
FS_6ffvph0	1	0.9%	0.2% to 5.2%
FS_6fhk9zC	1	0.9%	0.2% to 5.2%
FS_6iAqZzt	1	0.9%	0.2% to 5.2%
FS_6iMZqp	1	0.9%	0.2% to 5.2%
FS_6jZGMV	1	0.9%	0.2% to 5.2%
FS_6jiBpdN	1	0.9%	0.2% to 5.2%
FS_6kSsuFs	1	0.9%	0.2% to 5.2%
FS_6xEETr3	1	0.9%	0.2% to 5.2%
FS_6xownC	1	0.9%	0.2% to 5.2%

FS_71B21n	1	0.9%	0.2% to 5.2%
FS_76qZCg	1	0.9%	0.2% to 5.2%
FS_7BXXu0	1	0.9%	0.2% to 5.2%
FS_7JC7kgF	1	0.9%	0.2% to 5.2%
FS_7PTEbC	1	0.9%	0.2% to 5.2%
FS_7QFqVr	1	0.9%	0.2% to 5.2%
FS_7Vpvjm	1	0.9%	0.2% to 5.2%
FS_7VsuPh	1	0.9%	0.2% to 5.2%
FS_7XmsjO	1	0.9%	0.2% to 5.2%
FS_7bUGGi	1	0.9%	0.2% to 5.2%
FS_7dujaXf	1	0.9%	0.2% to 5.2%
FS_7fNxX6t	1	0.9%	0.2% to 5.2%
FS_7fvurNf	1	0.9%	0.2% to 5.2%
FS_7gwnav	1	0.9%	0.2% to 5.2%
FS_7hrIEhL	1	0.9%	0.2% to 5.2%
FS_7mgEUI	1	0.9%	0.2% to 5.2%
FS_7zLXd8f	1	0.9%	0.2% to 5.2%
FS_7zMeer	1	0.9%	0.2% to 5.2%
FS_86GKG4	1	0.9%	0.2% to 5.2%
FS_8exJT6I	1	0.9%	0.2% to 5.2%
FS_9H1Sn1	1	0.9%	0.2% to 5.2%

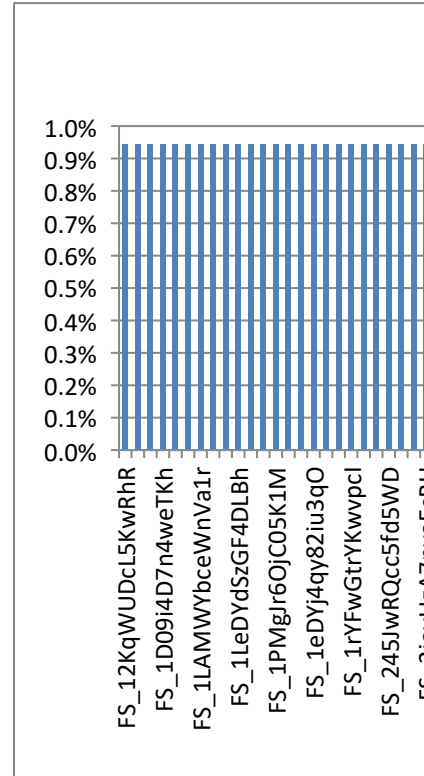
Select a chart and choose "Clustered Column", "100% Stacked Column", or "Pie" chart in Powerpoint or To create a correct "100% Stacked Column" chart, choose the chart then click "Switch Row/Column" (PC

Count	SESSION_ID	Percent	SESSION_ID
FS_12KqWl	1	0.9%	FS_12KqWl
FS_14Kqa2	1	0.9%	FS_14Kqa2
FS_1BfZOL	1	0.9%	FS_1BfZOL
FS_1D09i4I	1	0.9%	FS_1D09i4I
FS_1D0dW	1	0.9%	FS_1D0dW
FS_1lzWosl	1	0.9%	FS_1lzWosl
FS_1LAMW	1	0.9%	FS_1LAMW
FS_1LDiBo4	1	0.9%	FS_1LDiBo4
FS_1LO1hy	1	0.9%	FS_1LO1hy
FS_1LeDYd	1	0.9%	FS_1LeDYd
FS_1MPrgll	1	0.9%	FS_1MPrgll
FS_1PAvH1	1	0.9%	FS_1PAvH1
FS_1PMgJr	1	0.9%	FS_1PMgJr
FS_1TF7GT	1	0.9%	FS_1TF7GT
FS_1U0fD6	1	0.9%	FS_1U0fD6
FS_1eDYj4c	1	0.9%	FS_1eDYj4c
FS_1iYBV7f	1	0.9%	FS_1iYBV7f
FS_1niTkQg	1	0.9%	FS_1niTkQg



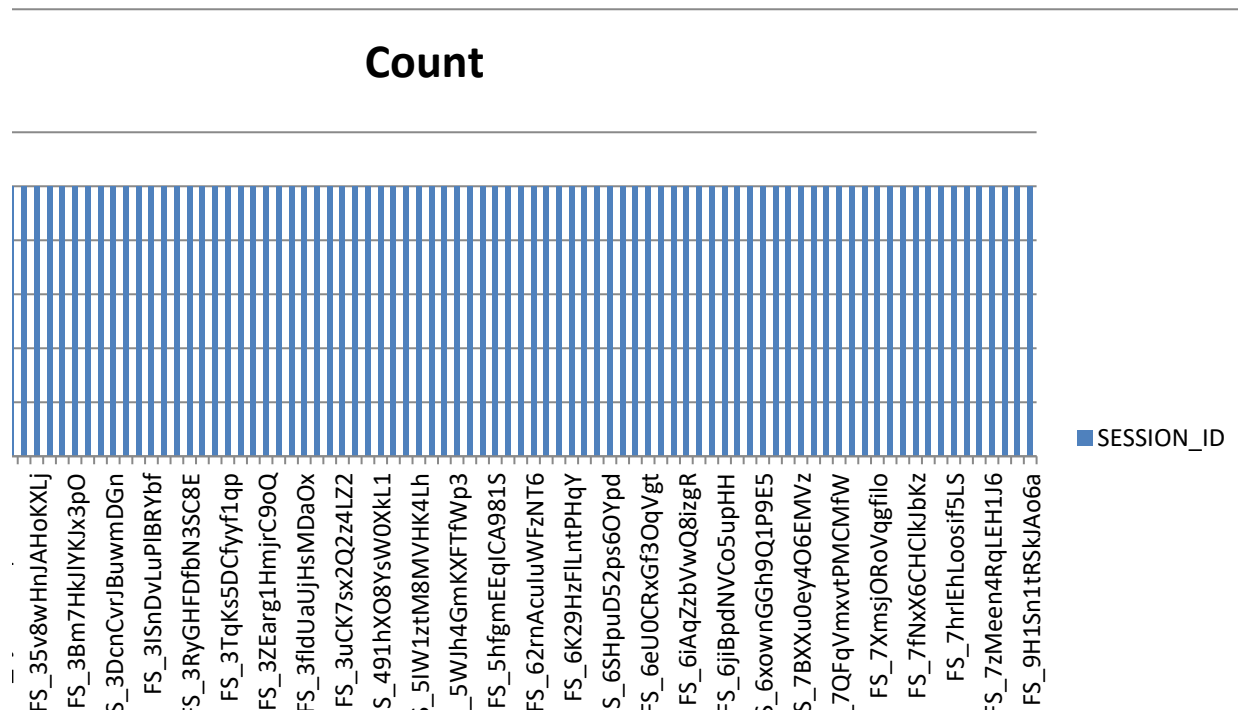
FS_1rYFwG	1	FS_1rYFwG	0.9%
FS_1vsQlw:	1	FS_1vsQlw:	0.9%
FS_1xqSnst	1	FS_1xqSnst	0.9%
FS_245JwR	1	FS_245JwR	0.9%
FS_2YYCcJr	1	FS_2YYCcJr	0.9%
FS_2f44rW	1	FS_2f44rW	0.9%
FS_2jovUz/	1	FS_2jovUz/	0.9%
FS_30mWv	1	FS_30mWv	0.9%
FS_31heXK	1	FS_31heXK	0.9%
FS_35v8w+	1	FS_35v8w+	0.9%
FS_36gslpg	1	FS_36gslpg	0.9%
FS_39mQxl	1	FS_39mQxl	0.9%
FS_3Bm7Hl	1	FS_3Bm7Hl	0.9%
FS_3CeSlIE'	1	FS_3CeSlIE'	0.9%
FS_3D0sgc'	1	FS_3D0sgc'	0.9%
FS_3DcnCv	1	FS_3DcnCv	0.9%
FS_3Dtylfp:	1	FS_3Dtylfp:	0.9%
FS_3EipSgC	1	FS_3EipSgC	0.9%
FS_3ISnDvl	1	FS_3ISnDvl	0.9%
FS_3KeCjj7	1	FS_3KeCjj7	0.9%
FS_3NweC:	1	FS_3NweC:	0.9%
FS_3RyGHF	1	FS_3RyGHF	0.9%
FS_3S3xLtd	1	FS_3S3xLtd	0.9%
FS_3SGNCC	1	FS_3SGNCC	0.9%
FS_3TqKs5l	1	FS_3TqKs5l	0.9%
FS_3V91Cr.	1	FS_3V91Cr.	0.9%
FS_3VC0HY	1	FS_3VC0HY	0.9%
FS_3ZEarg1	1	FS_3ZEarg1	0.9%
FS_3bUFSG	1	FS_3bUFSG	0.9%
FS_3chi2Pc	1	FS_3chi2Pc	0.9%
FS_3fldUaL	1	FS_3fldUaL	0.9%
FS_3iwH3x'	1	FS_3iwH3x'	0.9%
FS_3knfeO'	1	FS_3knfeO'	0.9%
FS_3uCK7s:	1	FS_3uCK7s:	0.9%
FS_3vvVGlé	1	FS_3vvVGlé	0.9%
FS_3zLVL0r	1	FS_3zLVL0r	0.9%
FS_491hXC	1	FS_491hXC	0.9%
FS_51Z9g6'	1	FS_51Z9g6'	0.9%
FS_5FbLoR'	1	FS_5FbLoR'	0.9%
FS_5IW1ztl	1	FS_5IW1ztl	0.9%
FS_5KutDIF	1	FS_5KutDIF	0.9%
FS_5OW8f)	1	FS_5OW8f)	0.9%
FS_5WJh4C	1	FS_5WJh4C	0.9%
FS_5fsvKxg	1	FS_5fsvKxg	0.9%
FS_5gArBQ	1	FS_5gArBQ	0.9%
FS_5hfgmE	1	FS_5hfgmE	0.9%
FS_5qaDI2é	1	FS_5qaDI2é	0.9%

FS_ F: FS_ F: F: FS_ |



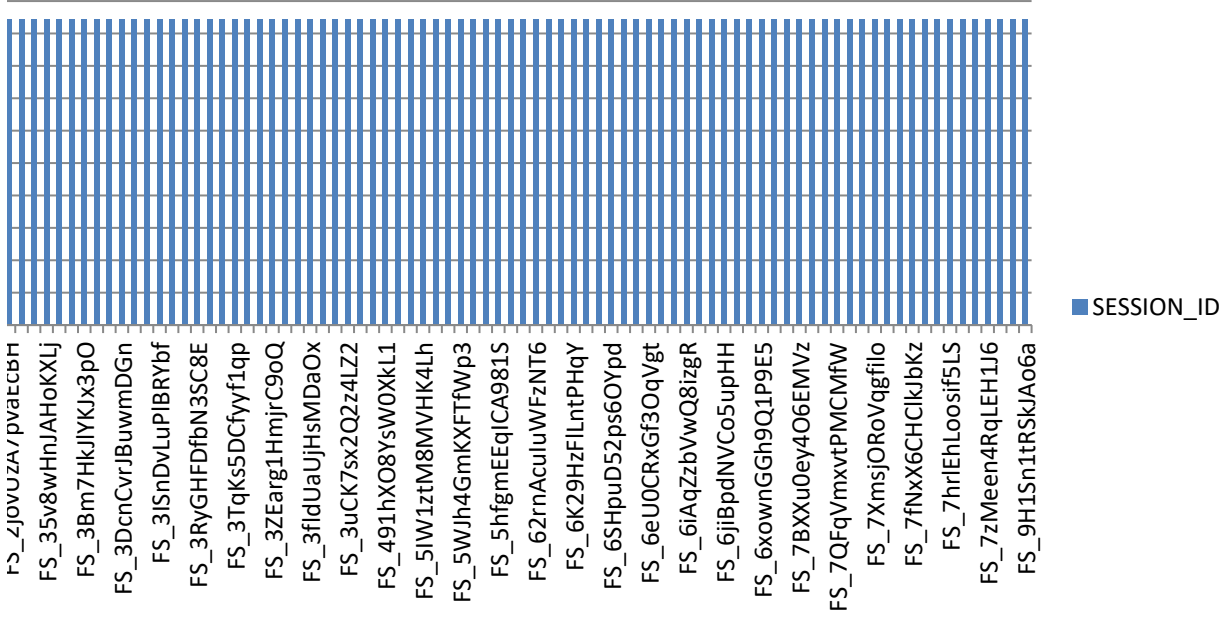
FS_5scAnZ4	1	FS_5scAnZ4	0.9%
FS_62rnAci	1	FS_62rnAci	0.9%
FS_6DcZpb	1	FS_6DcZpb	0.9%
FS_6FqXh3	1	FS_6FqXh3	0.9%
FS_6K29Hz	1	FS_6K29Hz	0.9%
FS_6QrXsSl	1	FS_6QrXsSl	0.9%
FS_6RmU2	1	FS_6RmU2	0.9%
FS_6SHpuC	1	FS_6SHpuC	0.9%
FS_6VASvR	1	FS_6VASvR	0.9%
FS_6X1oG3	1	FS_6X1oG3	0.9%
FS_6eU0CR	1	FS_6eU0CR	0.9%
FS_6ffvph0	1	FS_6ffvph0	0.9%
FS_6fhk9zC	1	FS_6fhk9zC	0.9%
FS_6iAqZzt	1	FS_6iAqZzt	0.9%
FS_6iMZqp	1	FS_6iMZqp	0.9%
FS_6jZGMv	1	FS_6jZGMv	0.9%
FS_6jiBpdN	1	FS_6jiBpdN	0.9%
FS_6kSsuFs	1	FS_6kSsuFs	0.9%
FS_6xEETr3	1	FS_6xEETr3	0.9%
FS_6xownC	1	FS_6xownC	0.9%
FS_71B21n	1	FS_71B21n	0.9%
FS_76qZCg	1	FS_76qZCg	0.9%
FS_7BXXu0	1	FS_7BXXu0	0.9%
FS_7JC7kgF	1	FS_7JC7kgF	0.9%
FS_7PTEbC	1	FS_7PTEbC	0.9%
FS_7QFqVr	1	FS_7QFqVr	0.9%
FS_7Vpvjm	1	FS_7Vpvjm	0.9%
FS_7VsuPh	1	FS_7VsuPh	0.9%
FS_7XmsjO	1	FS_7XmsjO	0.9%
FS_7bUGGi	1	FS_7bUGGi	0.9%
FS_7dujaXF	1	FS_7dujaXF	0.9%
FS_7fNxX6t	1	FS_7fNxX6t	0.9%
FS_7fvurNf	1	FS_7fvurNf	0.9%
FS_7gwnaV	1	FS_7gwnaV	0.9%
FS_7hrIEhL	1	FS_7hrIEhL	0.9%
FS_7mgEUI	1	FS_7mgEUI	0.9%
FS_7zLXd8f	1	FS_7zLXd8f	0.9%
FS_7zMeer	1	FS_7zMeer	0.9%
FS_86GKG4	1	FS_86GKG4	0.9%
FS_8exJT6I	1	FS_8exJT6I	0.9%
FS_9H1Sn1	1	FS_9H1Sn1	0.9%

· Excel, to change the chart type.
C) or "Switch Plot" (Mac) in the chart tools



F
I
FS
F
F
F
I
FS
FS
FS
I
F
F
F
F
FS
FS
FS
FS
F

Percent



■ SESSION_ID

Calendar and Schedule Board Summary Report

Key Points

- **Academic Calendar**
 - 146 student-contact days.
 - High school hours: 8:00 AM – 3:30 PM.
 - Elementary hours: 8:10 AM – 3:20 PM.
- **District-Wide Consistency**
 - All schools share the same start and end times.
 - Each school may rearrange periods within those times for interventions or special programs.
 - Teacher contract hours are the same at every school: 7:30 AM – 4:00 PM.
- **State Instructional-Time Requirement**
 - Utah law requires a minimum of **990 student-instructional hours** per year.
 - The high-school schedule as designed provides **994 hours** of state approved instructional hours.

Key Observation:

- Since we're scheduled at the absolute minimum 990 instructional hours, staff must continue teaching through minor disruptions (e.g., brief power outages). Snow days will be reserved only for truly severe conditions, and any student-contact time lost for any reason must be made up through additional instructional days or extended hours.

Professional Development

- 6 full days:
 - 2 flexible teacher-prep days
 - 4 required PD days
- 8 student-free Fridays, 8:00 AM – 1:00 PM (40 hours total)

Policy: Notification of Changes to Board-Approved Athletic Schedules

Purpose:

To ensure transparency, accountability, and proper planning, this policy requires athletic coaches to notify the superintendent when changes are made to board-approved athletic schedules.

Policy Statement:

All athletic schedules are approved by the Board of Education prior to the start of each sports season. Any subsequent changes to these schedules must be reported to the superintendent in advance of the change taking effect.

Procedure:

1. Notification Requirement

- Any coach requesting a change to a board-approved schedule must submit written notification to the superintendent as soon as the need for a change is known.

2. Required Information

The notification must include the following:

- **Reason for the change.**
- **Proposed make-up date and time**, if applicable.
- **Completed travel request form** for the revised date(s), if additional travel is required.

3. Timeliness

- Notifications should be submitted as early as possible to allow for proper review and communication with stakeholders.

ESTIMATED ITEMIZED 12 Week BUDGET

Utah State Board of Education AFTERSCHOOL School Year 25-26 USU Extension- Garfield County 4-H			Year 2	First 12 Weeks
Salaries:			100%	
Program Director- Callie Ward - Oversee the entire program and grant. Liaison between county extension offices, community, school district, Utah Afterschool Network (UAN), and other stakeholders. Maintain IRB approval and conduct evaluations. Supervise and support Program Assistant I. Manage the budget and purchases, track professional development.			\$10,580.01	\$2,645.00
Year 2	\$10,580.01			
Program Assistant I- Kolbi Frandsen - (100% FTE) Certified Teacher, Manages the site teams, accumulates daily attendance, records food usage, approves staff timesheets, and acts as a liaison between the school district, UAN, and other stakeholders.			\$37,080.00	\$9,270.00
Year 2	\$37,080.00			
Family Service Specialist- Clint Albrecht- Assists parents in developing individualized short-and long-term goals and in accomplishing them. Coordinates family learning center, onsite community classes, and coordinating resources that meeting the needs of intergenerational poverty families, establishing and maintaining cooperative relationships with them.			\$2,319.20	\$579.80
Year 2	\$2,319.20			
Site Coordinators (3)- Site Coordinator runs the daily after school operation, recruits volunteers for the clubs, supervises site staff, creates schedules. Gather and disseminate family resources, collaborate with partnering agencies specific to the site. Panguitch - Shanon Leibbrant Escalante- Sondra Jones Boulder - Zoey Ahlstrom Bryce Valley - TBD			\$50,507.52	\$12,626.88
Year 2	(\$18.79 x 18 hours/week x 42 weeks = \$14,205.24 x 3 staff) (\$18.79 x 10 hours/week/42 weeks= x 1 staff- Boulder)			
4-H Instructors - Assist with the evaluation at each site, run clubs. \$16 per hour			\$80,640.00	\$20,160.00
Year 1-3	(12 hours/week x 42 weeks= x 10 staff)			
Employee Benefits:				
	Program Director - Callie Ward - 45% of salary		\$4,519.62	\$1,129.91
	Program Coordinator- Kolbi Frandsen - 45% of salary		\$15,840.00	\$3,960.00
	Family Service Specialist- Clint Albrecht - 45% of wage		\$1,020.45	\$255.11
	Site Coordinators (3) - 8.3% of wage		\$3,311.28	\$827.82
	4-H Instructors - 8.3% of wage		\$5,160.96	\$1,290.24
Purchased Professional & Tech Services:				
	Mentor Teachers: certified teacher or principal to consult on school alignment		\$3,000.00	\$750.00
	Target Tutoring Stipend (Contracted) \$25 per hour x 3 sites. Intense intervention		\$7,500.00	\$1,875.00
	Background Checks - (\$55 x 15 part-time staff)		\$825.00	\$206.25
Travel:				
	In State Training- USU Extension Faculty and/or staff to attend in state 4-H Positive Youth Development, Utah After School Network trainings. Costs include accommodations, per diem, etc. Trainings will vary depending on specific staff needs.		\$6,000.00	\$1,500.00

ESTIMATED ITEMIZED 12 Week BUDGET

Utah State Board of Education AFTERSCHOOL School Year 25-26 USU Extension- Garfield County 4-H		Year 2	First 12 Weeks
	<p>Mileage Reimbursement- Due to the vast size of Garfield County, it takes approximately one hour to each site from the County Seat of Panguitch. To travel to the Wasatch Front for state training ranges from 3-5 hours depending on site.</p> <p>Travel for Program Director/ Coordinator specific to county travel amongst each site and to coordinate services with other agencies.</p> <p>Travel for Family Life Specialist specific to county travel amongst each site and to coordinate services with other agencies.</p> <p>Travel for county/state training, travel to accumulate supplies and share resources with other sites.</p>	\$3,500.00	\$875.00
Supplies and Materials:			
	<p>4-H Community Club Supplies - consumable materials & supplies needed to run the club and curriculum. Materials needed will vary depending on lesson. Clubs will be running in 6-week increments called sessions. Two enrichment clubs per session, two academic clubs per session, Five sessions per year=20 clubs funds decreasing as we purchase sustainable supplies and materials. While this number is low and decreases, we have reusable materials available from USU Extension, so many clubs will have minimal costs. Photocopies are provided outside of grant funds and can be used as needed.</p> <p align="center">42 clubs =\$50 per club x 3 sites</p>	\$5,000.00	\$1,250.00
Year 1-3	<p>Quarterly Family Engagement Events - To help families develop a sense of community and belonging, our program will offer a Family Night Out taking place four times a year across each site.</p> <p align="center">\$300 per event x quarterly x 3 sites = \$3600</p>	\$3,600.00	\$900.00
Year 2	<p>4-H Enrollment - \$10 enrollment fee per year. Covers accident insurance, background checks for volunteers and data management costs.</p> <p align="center">\$10 per enrollment x 30 youth x 3 sites = \$900</p>	\$900.00	\$225.00
	<p>Food - snacks and/or small meals for youth (\$0.60 per youth (15 average per 3 sites) per day x 42 weeks)</p>	\$3,000.00	\$750.00
Total		\$244,304.04	\$61,076.01
Employee Start Date: 08/18/2025		2 weeks - Prep/ Set Up	
Program Start Date: 09/02/2025		10 weeks - Direct Program	
Evaluation Date: 11/14/2025			
12 Week Budget Period - 08/18/2024 - 11/14/2024			

RISE Assessment Data Summaries

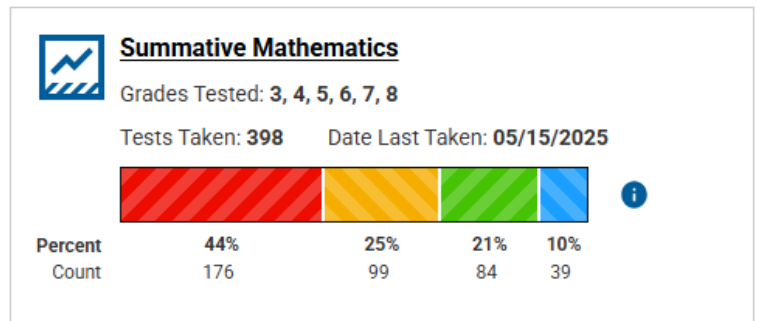
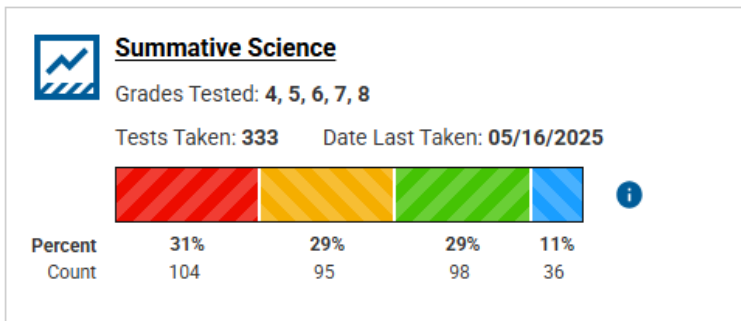
Performance Levels

- 1 - Below Proficient%
- 2 - Approaching Proficient%
- 3 - Proficient%
- 4 - Highly Proficient%

Tests Taken
 "Tests Taken" represents the count of the most recent opportunities taken by students on each test in this test family and for each test reason.

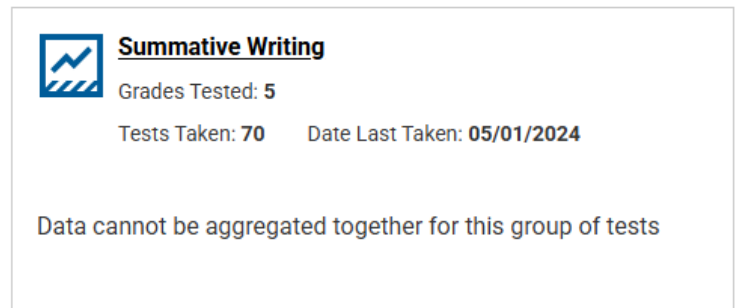
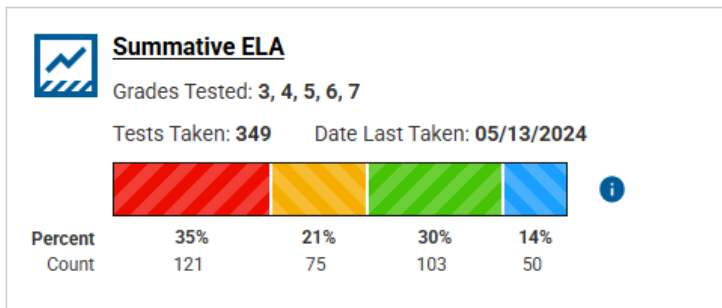
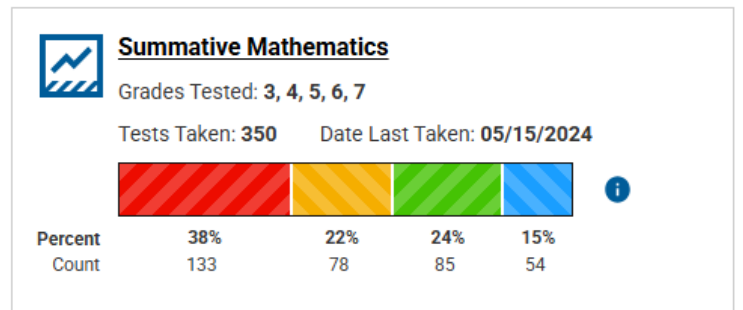
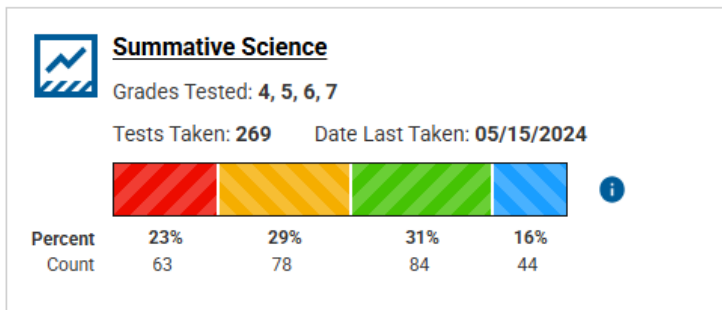
Performance Distribution, By Test Group: GARFIELD DISTRICT, 2024-2025

Filtered By **Test Reasons:** All Test Reasons | **Sorted By:** Date Last Taken



Performance Distribution, By Test Group: GARFIELD DISTRICT, 2023-2024

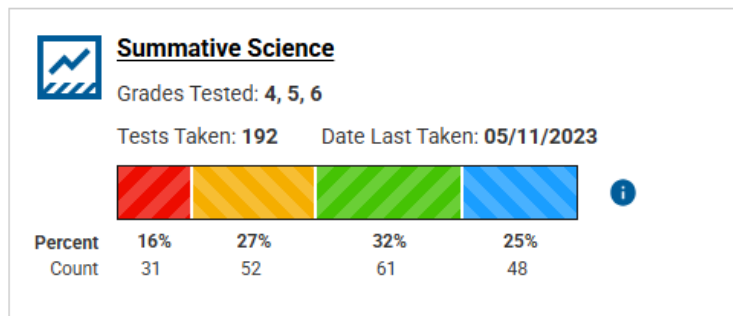
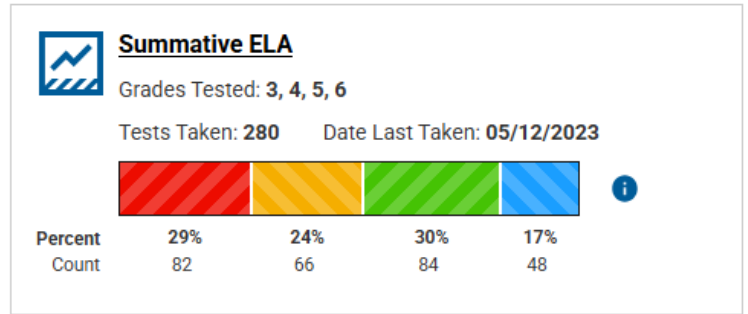
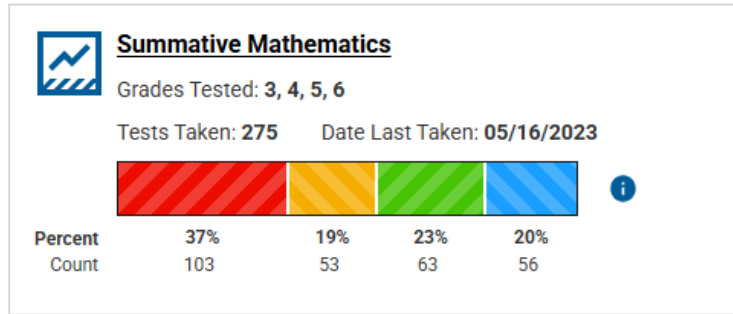
Filtered By **Test Reasons:** All Test Reasons | **Sorted By:** Date Last Taken



RISE Assessment Data Summaries

Performance Distribution, By Test Group: GARFIELD DISTRICT, 2022-2023

Filtered By **Test Reasons:** All Test Reasons | **Sorted By:** Date Last Taken

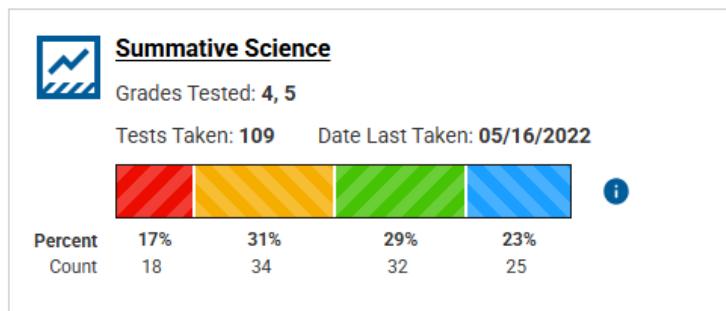
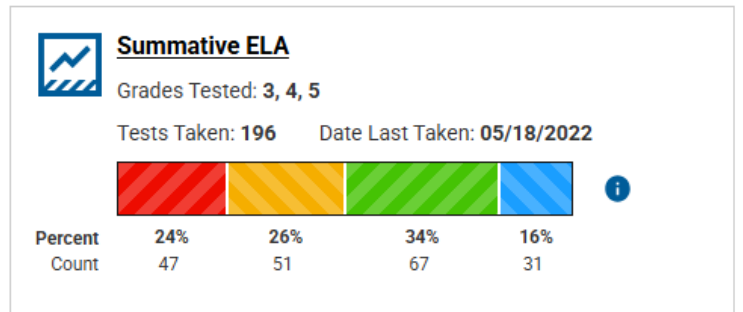
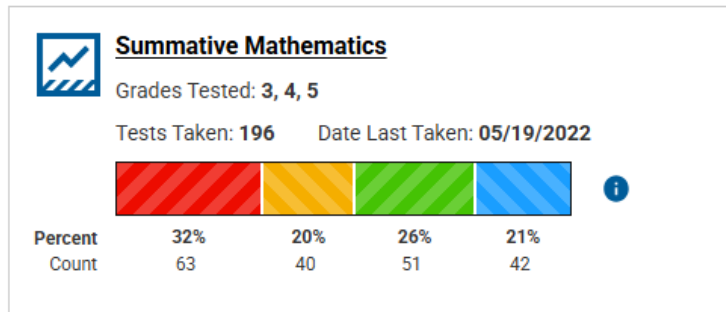


Summative Writing
 Grades Tested: 5
 Tests Taken: 56 Date Last Taken: 05/08/2023

Data cannot be aggregated together for this group of tests

Performance Distribution, By Test Group: GARFIELD DISTRICT, 2021-2022

Filtered By **Test Reasons:** All Test Reasons | **Sorted By:** Date Last Taken



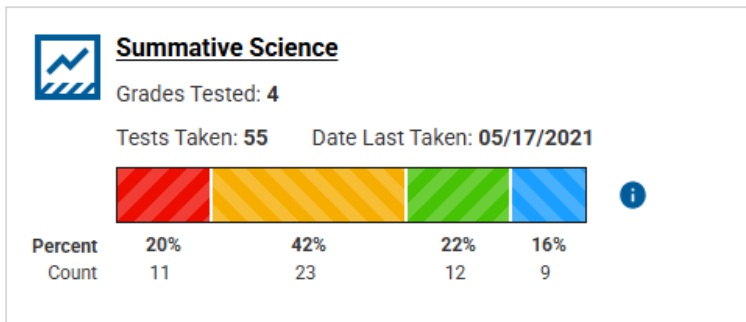
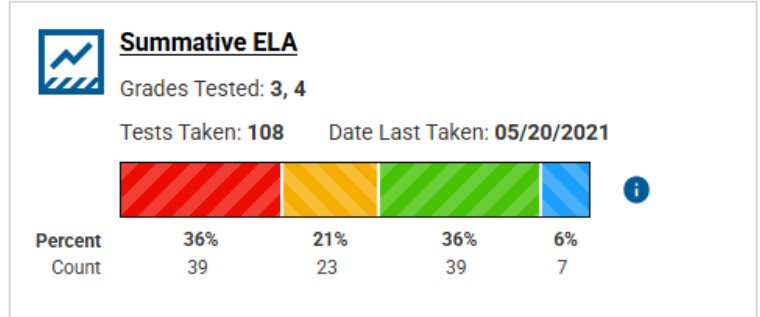
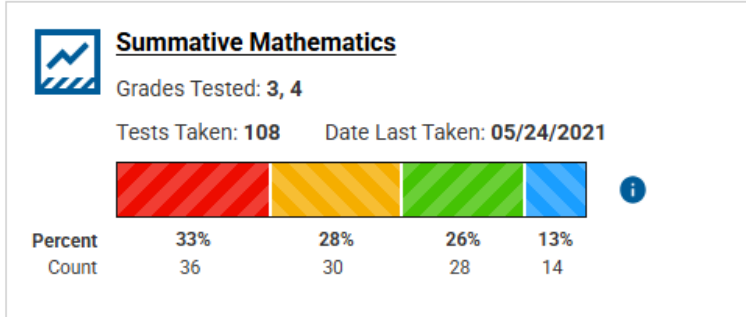
Summative Writing
 Grades Tested: 5
 Tests Taken: 56 Date Last Taken: 05/11/2022

Data cannot be aggregated together for this group of tests

RISE Assessment Data Summaries

Performance Distribution By Test Group: GARFIELD DISTRICT, 2020-2021

Filtered By **Test Reasons:** All Test Reasons | **Sorted By:** Date Last Taken



June 3, 2025

Richard Stowell
Executive Director
Utah School Boards Association
860 East 9085 South
Sandy, Utah 84094

Via courier

RE: 2025 Model Policy Update documents and files

Dear Richard:

I am enclosing the materials for this year's model policy update. I have revised and updated policies in response to bills passed during the 2025 legislative session and revisions to regulations made by the State Board of Education since last year's policy update. I have created eleven new policies (DAHA, DKF, DMBA, ECL, EFE, EHC, FDACG, FDD, FDEB, FGF, and GM). I have also deleted one policy (EFBA). This deleted policy should be removed from the master set.

Apart from new policies, I have made substantive revisions to 63 existing policies. I have updated citation references or made very minor changes to 90 existing policies. In response to S.B. 66, which changed statutory references to "classified" employees to refer instead to "education support professional," I have revised or deleted language in a further 11 policies. The various changes required updating the table of contents for sections D, E, F, and G.

To assist subscribing school districts in the process of adopting or revising their policies, the following pages list new policies, those policies with substantive revisions, those where the changes related only to "classified" employee terminology, and those where the revisions were limited to citation updates or minor terminology changes. I am enclosing paper copies of the revised policies, along with a thumb drive which contains electronic copies of revised sections (redline and clean versions) and an updated complete policy set. Note that in those instances where a new policy was created, the "redline" version does not show added or deleted text. Please let me know of any problems with the files.

I appreciate having had the opportunity to assist USBA in providing updated model policies. Please let me know of anything further that I may do to improve the quality of this

service that USBA provides to its member school districts.

Very truly yours,

**BURBIDGE VAN KOMEN TANNER & SCRUGGS,
LLC**



Patrick L. Tanner

Enclosures

USBA 2025 Model Policy Revision
List of Policy Changes

New Policies

DAHA Drug Testing of Other Employees
DKF Military Leave
DMBA Employee Work Information Privacy
ECL Curriculum: Firearm Safety
EFE Grading: Packet Credit
EHC Graduation: Focused Graduation Pathway
FDACG Health Requirements and Services: Mental Health Care
FDD School Meal Payments
FDEB Prohibited Food Additives
FGF Student Rights and Responsibilities: Student Privacy and Modesty
GM Flags on School Property

Deleted Policies

EFBA Kindergarten Programs and Assessment

Policies With Substantive Changes

BAB Board Fiscal Responsibilities
BBC Board Members: Vacancies on the Board
BBD Board Members: Conflicts of Interest
BEA Board Meetings: Notice Requirements
CAH Program Accounting
CB Procurement
CBG Procurement: Contracts and Contract Limitations
CBK Procurement: Child Nutrition Program Procurement
CE School Safety
CEA School Safety: Video and Audio Surveillance
CED Contracts for Armed School Security Guard Services
CJCA Transportation: Equipment: Buses
CJDBA Transportation: Operations—Unauthorized Persons on Buses
DACA Employment: Personal Reporting of Arrests and Convictions
DAI Staff Code of Conduct
DABA Employment: Paraprofessional Qualifications
DDC Reporting Substantial Threats Against a School
DFA Educator Induction, Mentoring, and Professional Learning
DFC Employee Surveys
DFE Highly Needed Educator Salary Supplement
DHCD Credit for Prior Teaching
ECBB Curriculum: Elective Instruction—Driver Education

ECC Curriculum: Early Learning Plan
ECF Curriculum: Religious Neutrality
ECH Curriculum: Sex Education
ECJ Curriculum: Ethnic Studies
EDC Special Programs: Education of Youth in Care
EEB Instructional Resources: Internet Policy
EEE Instructional Resources: Evaluation and Selection of Instructional Material
EEEB Instructional Resources: Evaluation and Selection of Supplemental Material
EFB Grading: Testing Procedures and Standards
EFBB Grading: Testing Procedures and Standards—Exclusion from Testing
EFD Grading: Course Grade Replacement
EHA Graduation: Graduation Requirements
FABA Participation in Sex-Designated Athletic Activities, Programs, and Events
FBA Admissions and Attendance: Eligibility and Admissions Requirements
FBAB Admissions and Attendance Military Children
FBAC Admissions and Attendance Kindergarten
FBB Admissions and Attendance: Compulsory Education
FDAB Health Requirements and Services Immunizations
FDACA Medical Treatment Directives
FDACB Health Requirements and Services: Student Treatment for Diabetes
FDACC Health Requirements and Services Students with Potentially Life Threatening Allergies
FDACD Health Requirements and Services Student Asthma Emergency
FDACE Health Requirements and Services: Medical Recommendations by School Personnel to Parents
FDH Student Toilet Training
FEA Education and Family Privacy
FED Student Data Protection
FGAB Student Conduct Policy: Electronic Devices
FGAD Student Rights and Responsibilities Bullying, Cyber-bullying, Hazing, and Abusive Conduct
FH Student Discipline
FHA Safe Schools
FHAf Safe Schools Emergency Safety Interventions
FHC Notification Received from Juvenile Courts
FI Student Fees, Fines, and Charges
FK School Uniforms
GA Public Information Program Public Records
GAA Government Data Privacy
GBA Board of Education Hotline
GCA Conduct on School Premises
GCD Political Party Use of School Meeting Facilities
GCG School Climate Surveys
GE School Community Councils
GJ Child Sexual Abuse and Human Trafficking Prevention Education

Policies Changing “Certified” Employee Terminology:

BDAB President of the Board: Duties
BLA Administrative Personnel: Duties of Principals
CGA School Plant: Hazardous Materials
DBB Contracts: Education Support Professionals
DBD Limitations on Extra Duty Assignments
DGA Education Support Professional Evaluation
DHA Orderly School Termination for Employees
DHB Reduction in Force
DHC Redress of Grievances
DKBA District Employee and Student Relations
DKC Family Medical Leave

Policies With Non-substantive Changes

BAA Board Legal Status: Powers and Duties
BBA Board Members: Eligibility and Qualifications
BBB Board Members: Elections and Redistricting
BDA Board Internal Organization: Other Officers
BE Board Meetings
BEB Board Meetings Recordings and Minutes
BEC Board Meetings: Closed Meetings
BEE2 Board Meetings: Electronic Meetings Electronic Meetings Authorized
BFA School Closures and Boundary Changes
BJB Superintendent: Qualifications and Responsibilities
BKB Business Administrator: Qualifications and Responsibilities
BU District Annual Reports
CAB Revenue and Budgeting: Local Revenue
CAD Revenue and Budgeting: District Audit Committee
CAF Financial Reporting
CAG District Fiscal Responsibilities
CBA General Procurement Policies
CBB Procurement: Awarding Contracts by Bidding
CBD Procurement: Awarding Contracts by Request for Proposals
CBDA Procurement: Request for Statement of Qualifications
CBDB Procurement: Approved Vendor List Process
CBDC Procurement: Procurement of Professional Services
CBE Procurement: Small Purchases
CBF Procurement: Exceptions to Standard Procurement Processes
CBH Procurement: Interaction with Other Procurement Units
CBJ Procurement: Contractor Oversight
CBA Procurement: Education Contractor Oversight

CCB Procurement of Construction: Construction Bonds and Security
CCC Procurement of Construction: Limitation on Change Orders
CCE Procurement of Construction: Construction Management Methods
CCF Procurement of Construction: Procurement of Design Professional Services
CCG Procurement of Construction: Construction and School-Site Acquisition Requirements
CDA Procurement Appeals and Oversight: Procurement Protests and Debarment Proceedings
CEB District Emergency Response Plan
CEC Contracts for School Resource Officer Services
CJ Transportation
CJAA Transportation: Planning and Funding: Funding
CJAC Transportation: Planning and Funding: Route Planning
CK Cash Receipts and Expenditures
DAA Employment Objectives: Nondiscrimination
DAB Employment: Licensure
DABB Employment: Student Support Scope of Practice
DAC Employment: Background Checks
DAJ Accommodations for Employee Religious Belief or Conscience
DBG Reemployment of Retirees
DCA Administration Relations
DDA Reporting of Child Abuse
DDB Reporting of Student Prohibited Acts
DDAA Child Sexual Abuse and Human Trafficking Prevention Education
DEAB Procurement of Workers Compensation Insurance
DG Certified Employee Evaluation
DHD Employment Relations: Employee Associations and Wage Deductions
DKAB Hiring Preference of Veterans and Veterans' Spouses
DKB Sexual Harassment
DKE Postpartum and Parental Leave
DLB Grievances Regarding Abusive Conduct
DMA Employee Acceptable Use of Electronic Devices
DMB Employee Acceptable Use of District Electronic Devices
DMC Use of District Email for Political Purposes
EBA Term of Instruction: School Year
EBB Term of Instruction: School Day
ECE Curriculum: College Course Work
ECG Curriculum: American Heritage
EDB Special Programs: Dropout Prevention and Recovery
EEEA Instructional Resources: Evaluation and Selection of Library Material
EEEC Instructional Resources: Evaluation and Selection of Other Learning Material
EFC Grading: Participation of Home School, Scholarship, and Private School Students in Statewide Assessments
EGA Guidance: Individual Learning Plan/Plan for College and Career Readiness
EHE Graduation: Adult Education Graduation
FA Equal Educational Opportunities
FAB Transgender Students

FABB Use of Sex-Designated Facilities
FAD Student Notifications
FBBA Dual Enrollment
FBBB Participation in Online Education
FDAC Health Requirements and Services Medical Treatment
FDAD Health Requirements and Services Communicable Diseases
FDAF Concussion and Head Injury
FDF Positive Behaviors Plan
FF Student Activities
FFD Student Activities: Non-enrolled District Students' Participation in Extracurricular Activities
FGAD Student Rights and Responsibilities Bullying, Cyber-bullying, Hazing, and Abusive Conduct
FGD Student Rights and Responsibilities Interrogations and Searches
FHAB Safe Schools Sexual Harassment
FHAE Safe Schools Disruptive Student Behavior
FHAG Safe Schools Tobacco and Electronic Cigarettes
GB Public Complaints
GD Parent Access to District Instructional Material
GDA Parent Access to Student Library Information
GF Fundraising and Donations
GFA Fundraising and Donations Private and Non-School-Sponsored Activities and Fundraising
GK Educational Authority of Separated Parents

Recommendation to the Board: Community Access to Advertising at School Locations

Background

Our district receives frequent requests from community organizations (e.g., City Recreation Little League, 4H, civic clubs) to advertise opportunities for youth. These programs provide meaningful enrichment and community service. However, concerns have been raised about the perception that the district is entering into a partnership with organizations we do not **govern**, which could create liability and reputational risk.

Challenge

- **Benefit:** Students and families gain access to local services and enrichment opportunities that support their development.
- **Risk:** Without clear rules, the district may appear to endorse or partner with organizations outside our governance, exposing us to potential risk.

Recommendation

Adopt a “**Community Access to Information**” procedure that provides neutral access while protecting the district. Key components:

1. Neutral Bulletin Board/Calendar

- Each school will maintain a designated physical or digital space for community notices.
- All postings must serve youth/family enrichment purposes (e.g., recreation, service, educational opportunities).

2. Mandatory Disclaimer

- Every flyer, notice, or posting must include:
“This activity is not sponsored by [District/School]. The District assumes no responsibility for the conduct or safety of the program.”

3. Approval & Oversight

- Principals (with business administrator review if needed) will approve postings to ensure consistency with board policy, ethics standards, and community values.

- The district retains discretion to deny postings that are inconsistent with law, district values, or that create undue risk.

4. Facilities Use Agreements for Events

- If an outside group wishes to use district property for meetings or activities, a facilities use agreement (with proof of insurance) is required.

5. Equal Access Standard

- The same rules apply to all organizations (4H, city rec, church groups, civic clubs, etc.) to avoid favoritism.
- No preferential treatment or district endorsement will be given.

Rationale

This approach provides:

- **Access** to community programs that benefit students.
- **Clarity** that the district does not endorse or govern these groups.
- **Protection** against liability or perceptions of favoritism.

Board Decision Requested

The board is asked to approve adoption of the **Community Access to Information procedure** as outlined above.

Truth in Taxation Public Hearing

Thursday, August 21, 2025 6:00 PM

Garfield County Courthouse, 55 S Main St., Panguitch, UT 84759

I. Call to Order

II. Statement of Purpose

Lane introduced the topic of the truth in taxation hearing. He provided an overview of the amount of the increase, what the funds will be used for, and discussed the reasons the increase is taking place.

III. Public Comment

Public Comment: Bill Wepner

- Bill Wepner questions the increase in revenue and the definition of a certified tax rate.
- He argues that the increase in revenue is not in line with the definition of a certified tax rate, which should remain stable.
- Wepner mentions his experience on the board and the historical trend of lowering school taxes.
- He questions the need for the \$1.07 million increase and suggests bonding for capital expenditures.

Public Comment: Brenda Beckler

- Brenda Beckler expresses concerns about the impact of increasing taxes on local residents, particularly those on fixed incomes.
- She suggests exploring other funding options like cutting unnecessary expenditure or seeking private funding.
- Beckler asks for details on how the taxes will be used and mentions a neighbor's concerns about building a cabin due to increased taxes.

Public Comment: Steve Garrett

- Steve Garrett presents his tax bill and questions the significant increase in taxes.
- He argues that the increase is not in line with the state's truth in taxation law, which should decrease rates with increasing property values.
- Garrett mentions his recent conversation with the state about the truth in taxation law and the need for adjustments.
- He suggests the district should cut back on expenses and not expect taxpayers to bear the burden.

Public Comment: Harshad Desai

- Desai emphasizes the importance of adhering to the state's truth in taxation law.
- He argues that the increase in property values should result in a decrease in tax rates to maintain revenue neutrality.
- Desai suggests the district should address the

issue with the county commission if the state's law is not being followed.

- He mentions the significant increase in property values and the need for adjustments in tax rates.

Public Comment: Nathaniel Colt

- Nathaniel Colt expresses his support for the homework and knowledge brought to the meeting by other speakers.
- He shares his personal experience with property tax increases and the impact on his budget.
- Colt suggests the district should cut back on expenses and not expect taxpayers to bear the burden.
- He mentions his intention to hire an attorney to grieve the tax increase and possibly change his residency.

Public Comment: Steve Lambert

- Steve Lambert shares his experience with property tax increases and the impact on his properties.
- He questions the significant increase in taxable value for properties with no improvements.
- Lambert mentions his properties in Sky Valley and the increase in taxable value despite no changes.
- He expresses frustration with the increase and the lack of understanding behind the calculations.

Public Comment: Shannon Fawson

- Shannon Fawson compares the school district to a public company and questions its financial management.
- She mentions her frustration with the increase in taxes and the lack of transparency in the district's financial decisions.
- Fawson suggests the district should cut back on expenses and not expect taxpayers to bear the burden.
- She expresses her intention to take further action if the tax increase is not addressed.

Public Comment: Brent Night

- Brent Night shared his experience with the tax increase on his summer home property.
- He asked for clarification on the need to build a new middle school.

Public Comment: Justin Whitlock

- Justin Whitlock shared his concerns regarding the recent property tax increase.
- He encouraged the board to explore alternative options to help offset costs rather than raising the tax rate.
- He expressed frustration with overtaxation and asked the board to work collaboratively with citizens to identify solutions other than increasing taxes.

Public Comment: Lance Syrett

- Lance Syrett expressed his disappointment with the tax increase and shared how it will personally impact him.
- He asked whether the district had discussed the tax rate with the county government.
- He requested clarification regarding the additional one million dollars.
- He voiced frustration over the tax increase, noting that other states are considering eliminating property taxes altogether.

Public Comment: Denise Payne

- Denise Payne shared her frustration with the tax increase and the size of the increase this year.
- She asked why the tax rate had not been raised gradually over the past several years and requested clarification on where the additional funds will be allocated.

Lane addressed many of the comments made by audience members including the total dollar figure, the uses of funds, and other matters.

Board members commented on the truth in taxation situation and their positions on the matter.

IV. Board Action Item

IV.A. Tax Rate

Curtis made a motion to ratify the rates as presented.

The motion was seconded by Jared. The motion passed 4-1 with Ralph voting Nay.

V. **Adjournment**



Garfield County School District

145 E. Center St., PO Box 398, Panguitch, UT 84759
435-676-8821

DATE: September 17, 2025

TO: Garfield Board of Education

FROM: Lane Mecham, Business Administrator

RE: September Finance Report

The year is progressing normally and receipts are coming in as expected. No concerns to report at this time.

Revenues (Excluding Transfers)

	Budget	YTD Actual	% of Budget
M&O (General Fund)	\$22,366,108	\$4,500,015	20.12%
Capital Projects Fund	\$2,143,108	\$112,546	5.25%
Combined	\$24,509,216	\$4,612,561	18.82%

Expenditures

	Budget	YTD Actual	% of Budget
M&O (General Fund)	\$20,614,853	\$1,557,684	7.56%
Capital Projects Fund	\$6,845,000	\$1,621,562	23.69%
Combined	\$27,459,853	\$3,179,246	11.58%

Change in Net Position (Adding Back Capital Leases and Transfers)

	Budget	YTD Actual
M&O (General Fund)	\$1,751,255	\$2,942,331
Capital Projects Fund	(\$4,701,892)	(\$1,509,016)
Other Sources/(Uses)	\$0	\$0
Combined	(\$2,950,637)	\$1,433,315
		+

This is my report, if the Board or public has any questions, I encourage them to contact me through email at lane.mecham@garfk12.org or by phone at 435-676-1302.

Sincerely,

Lane Mecham
Business Administrator



GARFIELD COUNTY SCHOOL DISTRICT

Substitute Teacher Hiring Documentation Form

*****APPLICANT MUST SUBMIT A COMPLETED GCSD CLASSIFIED EMPLOYMENT APPLICATION & THIS FORM PRIOR TO SCHEDULING BACKGROUND CHECKS*****

NAME Emily Rose HM PHONE () _____

ADDRESS 361 W 1005 CELL (435) 592-5430

CITY Tropic STATE UT ZIP 84776

EMAIL emily.pierson22@hotmail.com

Identify the days of the week you are available to work. Mark your choices with an "X".

IF YOU ARE AVAILABLE ALL DAYS, CHECK HERE

(A.M.) MON ___ TUES ___ WED ___ THURS ___ FRI ___

(P.M.) MON ___ TUES ___ WED ___ THURS ___ FRI ___

Please choose the types of locations. Mark your choices with an "X".

SCHOOLS

LOCATION

Elementary School

___ Antimony

High/Middle School

___ Boulder

___ Both

Bryce Valley

Custodial Sub ___

___ Escalante

Food Service Sub ___

___ Panguitch

For School Use Only:

Substitute training has been provided by the authorized Administrator.

Candidate has been informed position is contingent upon successful background check and board of education approval.

Instructions have been given for candidate to schedule a background check and take the following items to complete payroll paperwork: Current Driver's License, SS Card, Voided Check or Saving's Deposit Slip.

Administrator's Signature: _____

Date: Aug. 20, 2025



GARFIELD COUNTY SCHOOL DISTRICT

Substitute Teacher Hiring Documentation Form

*** APPLICANT MUST SUBMIT A COMPLETED GCSD CLASSIFIED EMPLOYMENT APPLICATION & THIS FORM PRIOR TO SCHEDULING BACKGROUND CHECKS ***

NAME Laura Bowers HM PHONE () _____
ADDRESS 2305 E. Castle Canyon CELL (619) 823-6273
CITY Panguitch STATE UT ZIP 84759
EMAIL bowers_lb@yahoo.com

Identify the days of the week you are available to work. Mark your choices with an "X".

IF YOU ARE AVAILABLE ALL DAYS, CHECK HERE _____

(A.M.) MON X TUES X WED X THURS X FRI _____
(P.M.) MON _____ TUES _____ WED _____ THURS _____ FRI _____

Please choose the types of locations. Mark your choices with an "X".

<u>SCHOOLS</u>	<u>LOCATION</u>
<input type="checkbox"/> Elementary School	<input type="checkbox"/> Antimony
<input type="checkbox"/> High/Middle School	<input type="checkbox"/> Boulder
<input checked="" type="checkbox"/> Both	<input type="checkbox"/> Bryce Valley
<input type="checkbox"/> Custodial Sub _____	<input type="checkbox"/> Escalante
<input type="checkbox"/> Food Service Sub _____	<input checked="" type="checkbox"/> Panguitch

For School Use Only:

- Substitute training has been provided by the authorized Administrator.
- Candidate has been informed position is contingent upon successful background check and board of education approval.
- Instructions have been given for candidate to schedule a background check and take the following items to complete payroll paperwork: Current Driver's License, SS Card, Voided Check or Saving's Deposit Slip.

Administrator's Signature: Russell M. Jensen Date: 08/30/2025



GARFIELD COUNTY SCHOOL DISTRICT

Substitute Teacher Hiring Documentation Form

***** APPLICANT MUST SUBMIT A COMPLETED GCSD CLASSIFIED EMPLOYMENT APPLICATION & THIS FORM PRIOR TO SCHEDULING BACKGROUND CHECKS *****

NAME Kyra Brinkhoff HM PHONE (435) 633 3715
ADDRESS 60 south 100 East CELL (435) 633 3236
CITY Tropic STATE Utah ZIP 84776
EMAIL KyraBrink27@gmail.com

Identify the days of the week you are available to work. Mark your choices with an "X".

IF YOU ARE AVAILABLE ALL DAYS, CHECK HERE X

(A.M.) MON ___ TUES ___ WED ___ THURS ___ FRI ___

(P.M.) MON ___ TUES ___ WED ___ THURS ___ FRI ___

Please choose the types of locations. Mark your choices with an "X".

SCHOOLS

X Elementary School

___ High/Middle School

___ Both

Custodial Sub ___

Food Service Sub ___

LOCATION

___ Antimony

___ Boulder

X Bryce Valley

___ Escalante

___ Panguitch

For School Use Only:

CR Substitute training has been provided by the authorized Administrator.

CR Candidate has been informed position is contingent upon successful background check and board of education approval.

CR Instructions have been given for candidate to schedule a background check and take the following items to complete payroll paperwork: Current Driver's License, SS Card, Voided Check or Saving's Deposit Slip.

Administrator's Signature: [Signature] Date: 8.21.2025

**Garfield County School District
Hiring Documentation**

School: **BES**

Position: **Para/Cust./Food Service** Date: **8-25-2025**

All Applicants

Name	Name
Heidi Sola	

Applicants Interviewed

Name	Name
Heidi Sola	

**Interview Committee or
Screening Committee**

Name	Position
	Community Council Member
John Dodds	District Employee
Andria Roghaar	District Employee
Lucas Tamminen	
Andy Rice	

Recommendation for position(s):
Heidi Sola

Signature of Administrator: **John Dodds**



Garfield County School District
Hiring Documentation

School: **Garfield Online**

Position: **Full-Time Teacher**

Date: **8/22/25**

All Applicants

Name	Name
Jenae Raban	
Judy Rembacz	
Abby Garrett	
Kyra Duncan	

Applicants Interviewed

Name	Name
Jenae Raban	
Judy Rembacz	
Abby Garrett	
Kyra Duncan	

**Interview Committee or
Screening Committee**

Name	Position
Madison Parler	Community Council Member
John Dodds	District Employee
Kimberly Blood	District Employee
Sally James	
Taylor Steed	

Recommendation for position(s):
Jenae Raban

Signature of Administrator:





GARFIELD COUNTY SCHOOL DISTRICT

Substitute Teacher Hiring Documentation Form

NAME Angie Bailey HM PHONE ()
ADDRESS 55th N 200 E CELL (435) 690-0689
CITY Panguitch STATE UT ZIP 84759
EMAIL angeebailey12@gmail.com

Identify the days of the week you are available to work. Mark your choices with an "X".

IF YOU ARE AVAILABLE ALL DAYS, CHECK HERE

(A.M.) MON TUES X WED X THURS X FRI

(P.M.) MON TUES X WED X THURS X FRI

Please choose the types of locations. Mark your choices with an "X".

SCHOOLS

LOCATION

X Elementary School

Antimony

High/Middle School

Boulder

Both

Bryce Valley

Escalante

X Panguitch (SPED & Preschool only)

For School Use Only:

- X Substitute training has been provided by the authorized Administrator.
Candidate has been informed position is contingent upon successful background check and board of education approval.
Instructions have been given for candidate to schedule a background check and take the following items to complete payroll paperwork: Current Driver's License, SS Card, Voided Check or Saving's Deposit Slip.


Administrator's Signature: Lisa Berenholt Date: 8/26/25

Garfield County School District
Hiring Documentation

School: Bryce Valley High School

Position: 14 Hour Para Position

Date: 8/27/25

All Applicants	
Name	Name
Heather Gray	
Applicants Interviewed	
Name	Name
Heather Gray	
Screening Committee	
Name	Position
Kristine Nez	
Rowdy Miller	District Employee
Samie Ott	District Employee
Recommendation for position(s): Heather Gray	
Signature of Administrator: 	



GARFIELD COUNTY SCHOOL DISTRICT

Substitute Teacher Hiring Documentation Form

NAME Sharla Poast HM PHONE () _____
ADDRESS 456 S 600 West #563 CELL (702) 372-3854
CITY Escalante STATE Utah ZIP 84726
EMAIL sharla.poast@garfk12.org

Identify the days of the week you are available to work. Mark your choices with an "X".

IF YOU ARE AVAILABLE ALL DAYS, CHECK HERE

(A.M.) MON ___ TUES ___ WED ___ THURS ___ FRI ~~___~~

(P.M.) MON ___ TUES ___ WED ___ THURS ___ FRI ~~___~~

Please choose the types of locations. Mark your choices with an "X".

SCHOOLS

Elementary School

High/Middle School

Both

LOCATION

___ Antimony

___ Boulder

___ Bryce Valley

Escalante

___ Panguitch

For School Use Only:

Substitute training has been provided by the authorized Administrator.

Candidate has been informed position is contingent upon successful background check and board of education approval.

Instructions have been given for candidate to schedule a background check and take the following items to complete payroll paperwork: Current Driver's License, SS Card, Voided Check or Saving's Deposit Slip.

Administrator's Signature: _____

Date: 8/28/25

Garfield County School District
Hiring Documentation

School: **Bryce Valley Elementary** Position: **RBT Para Specialist** Date: **8/27/2025**

All Applicants

Name	Name
Erica Shakespear	
Adam Platt	
Beth Johnson	

Applicants Interviewed

Name	Name
Erica Shakespear	
Adam Platt	
Beth Johnson	

**Interview Committee or
Screening Committee**

Name	Position
Trista Rich	District Employee
Becky Dalton	District Employee
Makayla Chamberlain	District Employee
Amber Williams	Community Member / Parent

Recommendation for position(s):
We recommend that Erica Shakespear be hired as a Registered Behavior Technician Para Specialist.

Signature of Administrator: 



GARFIELD COUNTY SCHOOL DISTRICT

Substitute Teacher Hiring Documentation Form

NAME Kayla Boshell HM PHONE () _____

ADDRESS P.O. Box 944 CELL (435) 531-6733

CITY Panguitch STATE UT ZIP 84759

EMAIL Kaybosh10@gmail.com

Identify the days of the week you are available to work. Mark your choices with an "X".

IF YOU ARE AVAILABLE ALL DAYS, CHECK HERE _____

(A.M.) MON X TUES X WED X THURS X FRI _____

(P.M.) MON _____ TUES _____ WED _____ THURS _____ FRI _____

Please choose the types of locations. Mark your choices with an "X".

SCHOOLS

LOCATION

_____ Elementary School

_____ Antimony

_____ High/Middle School

_____ Boulder

_____ Both

_____ Bryce Valley

X Preschool

_____ Escalante

X Panguitch

For School Use Only:

- X _____ Substitute training has been provided by the authorized Administrator.
- X _____ Candidate has been informed position is contingent upon successful background check and board of education approval.
- X _____ Instructions have been given for candidate to schedule a background check and take the following items to complete payroll paperwork: Current Driver's License, SS Card, Voided Check or Saving's Deposit Slip.

Administrator's Signature: Russ Breenholt Date: Sept 5, 2025



GARFIELD COUNTY SCHOOL DISTRICT

Substitute Teacher Hiring Documentation Form

NAME William Roach HM PHONE (435) 690-9936
ADDRESS 4620 N. Navajo CELL () '
CITY Boulder STATE UT ZIP 84716
EMAIL Bill Roach@gmail.com

Identify the days of the week you are available to work. Mark your choices with an "X".

IF YOU ARE AVAILABLE ALL DAYS, CHECK HERE _____

(A.M.) MON X TUES X WED X THURS X FRI X

(P.M.) MON X TUES X WED X THURS X FRI X

Please choose the types of locations. Mark your choices with an "X".

SCHOOLS

X Elementary School
X High/Middle School
_____ Both

LOCATION

_____ Antimony
X Boulder
_____ Bryce Valley
X Escalante
_____ Panguitch

For School Use Only:

- _____ Substitute training has been provided by the authorized Administrator.
- _____ Candidate has been informed position is contingent upon successful background check and board of education approval.
- _____ Instructions have been given for candidate to schedule a background check and take the following items to complete payroll paperwork: Current Driver's License, SS Card, Voided Check or Saving's Deposit Slip.

Administrator's Signature: [Signature] Date: 9/9/25

Garfield County School District
Hiring Documentation

School: Escalante Elementary Position: Paraprofessional Date: 259/11/1

All Applicants

Name	Name
Brittney Nelson	
Cameo McMurtrey	
Malisa Spencer	

Applicants Interviewed

Name	Name
Brittney Nelson	
Cameo McMurtrey	
Malisa Spencer	

**Interview Committee or
Screening Committee**

Name	Position
	Community Council Member
	District Employee
	District Employee
Tari Cottam	EES Secretary
Justine McDonald	EES RBT Paraprofessional
Maggie McAndrews	EES Sped Teacher
Larry Marshall	EES Teacher
Ryan Bytheway	EES Principal

Recommendation for position(s):
Brittney Nelson

Signature of Administrator: 

Garfield County School District
Hiring Documentation

School: Escalante Elementary Position: Para/Librarian Date: 9/11/25

All Applicants

Name	Name
Grace Welker	Brittney Nelson
Cameo McMurtrey	Malisa Spencer

Applicants Interviewed

Name	Name
Grace Welker	Brittney Nelson
Cameo McMurtrey	Malisa Spencer

**Interview Committee or
Screening Committee**

Name	Position
	Community Council Member
	District Employee
	District Employee
Tari Cottam	EES Secretary
Maggie McAndrews	EES Sped Teacher
Justine McDonald	EES RBT Paraprofessional
Larry Marshall	EES Teacher
Ryan Bytheway	EES Principal

Recommendation for position(s):
Grace Welker

Signature of Administrator: 

Enrollment as September 16, 2025 – 1,331*

*Decrease of 158 students from August 2025 (1,489)

Garfield School District																	2025	2026	2027	
Enrollment																	Reports	Groups	Setup	Codes
Active Students	Grade:	PK	K	1	2	3	4	5	6	7	8	9	10	11	12	Total				
Boulder Elementary					1	1		2	1							5				
Bryce Valley Elementary		10	18	18	15	21	22	20	21							145				
Escalante Elementary		21	8	14	16	8	11	10	15							103				
Garfield Online School			86	110	90	80	64	53	41							524				
Panguitch Elementary		40	29	26	29	29	28	36	29							246				
Bryce Valley High School										15	24	26	10	29	19	123				
Escalante High School										12	9	10	15	8	9	63				
Panguitch High School										34	29	26	36	31	37	193				
Effective 9/16/2025		71	141	168	151	139	125	121	107	61	62	62	61	68	65	1402				
																Pre K -71				
																K-12 Total 1,331				

Pre-K Enrollment

Garfield School District						
Enrollment						
Schools						
Active Students	Grade:	PK - Total	3 yr	4 yr	5 yr	
Boulder Elementary		0	0	0	0	
Bryce Valley Elementary		10	3	7	0	
Escalante Elementary		21	9	11	1	
Panguitch Elementary		40	18	20	2	
Total		71	30	38	3	



Garfield County School District

145 E Center St., Panguitch, UT 84759

Phone: 435-676-8821

Athletic Schedule Assurance Form

Coach's Name: Clint Barney

Coach's Title: Panguitch Boys Basketball Coach

School Name: Panguitch

Sport/Team: Basketball (Boys)

Year/Season: 2025-2026

As the coach of the above-mentioned team, I hereby assure the board of education and the school administration that the following commitments will be upheld for the upcoming year/season:

1. Student-to-Coach Ratio:

A 15:1 student-to-coach ratio will be maintained to ensure adequate supervision and support for all students.

2. District Transportation:

I will be responsible for scheduling district transportation for all events and activities as per the established protocols.

3. State and District Travel Guidelines:

All state and district guidelines for travel will be followed to ensure the safety and compliance of our trips.

I will prioritize instructional time and follow the district guidelines that are designed to limit time out of school.

4. Non-Traditional Accommodations:

Any non-traditional accommodations such as Airbnb or similar services will be used only with the prior permission of the superintendent.

5. Parental Notification of Costs:

Parents will be notified of all costs associated with each trip well in advance, ensuring transparency and allowing ample time for planning.

UHSAA 150 MILE Contest Approval Form

All practice games over 150 miles one way in any sport must be approved by the local board of education. This form must be completed and attached with the eligibility list of that particular sport and include data for each trip.

School Panguitch High Sport Boys Basketball female male

Date of contest

Number miles
(one way)

Destination

Level of play
(var., j.v., soph. fresh.)

Date of contest	Number miles (one way)	Destination	Level of play (var., j.v., soph. fresh.)
December 5, 2025 Return December 6, 2025	280	Blanding / Green River	Varsity, JV, Freshman



Signature of School Board President



Date

Please duplicate this form for use in each sport

UHSAA 150 MILE Contest Approval Form

All practice games over 150 miles one way in any sport must be approved by the local board of education. This form must be completed and attached with the eligibility list of that particular sport and include data for each trip.

School Panguitch Sport Boys Basketball female male

Date of
contest

Number miles
(one way)

Destination

Level of play
(var., j.v., soph. fresh.)

Date of contest	Number miles (one way)	Destination	Level of play (var., j.v., soph. fresh.)
December 19, 2025 <i>Return</i>	197	Price	Varsity, JV
December 20, 2025			



Signature of School Board President



Date

Please duplicate this form for use in each sport

UHSAA 150 MILE Contest Approval Form

All practice games over 150 miles one way in any sport must be approved by the local board of education. This form must be completed and attached with the eligibility list of that particular sport and include data for each trip.

School Panguitch Sport Boys Basketball female male

Date of
contest

Number miles
(one way)

Destination

Level of play
(var., j.v., soph. fresh.)

Date of contest	Number miles (one way)	Destination	Level of play (var., j.v., soph. fresh.)
December 29, 2025 Return	156	Mesquite, NV	Varsity, JV
December 30, 2025			



Signature of School Board President



Date

Please duplicate this form for use in each sport

PANGUITCH HIGH SCHOOL BOYS' BASKETBALL SCHEDULE (2025-2026)

<u>DATE</u>	<u>HOME TEAM</u>	<u>VISITING TEAM</u>	<u>TIME</u>
November 21 (Friday)	Panguitch	El Capitan	3:00 & 6:00
November 25 (Tuesday)	Panguitch	Enterprise	4:00, 5:30 & 7:00
December 3 (Wednesday)	Panguitch	Millard	4:00, 5:30 & 7:00
December 5 (Friday)	San Juan	Panguitch	4:00, 5:30 & 7:00
December 6 (Saturday)	Green River	Panguitch	3:00 & 4:30
December 10 (Wednesday)	Wayne	Panguitch	5:30 & 7:00
December 12 (Friday)	Panguitch	Tintic	4:30 & 6:00
December 13 (Saturday)	Cedar	Panguitch	Fresh – 4:00 JV – 5:30
December 18 (Thursday)	Panguitch	Piute	5:30 & 7:00
December 19 (Friday)	Pinnacle Tournament	Panguitch	TBA
December 20 (Saturday)	Pinnacle Tournament	Panguitch	TBA
December 29 (Monday)	Mesquite Tournament	Panguitch	4:30 & 6:00 PST
December 30 (Tuesday)	Mesquite Tournament	Panguitch	10:00 & 11:30 PST
January 6 (Tuesday)	Escalante	Panguitch	5:30 & 7:00
January 9 (Friday)	Parowan	Panguitch	4:00, 5:30 & 7:00
January 13 (Tuesday)	Panguitch	Bryce Valley	5:30 & 7:00
January 15 (Thursday)	Panguitch	Valley	5:30 & 7:00
January 16 - 17 (Fri. & Sat.)	Sophomore Tournament at Piute		TBA
January 21 (Wednesday)	Milford	Panguitch	5:30 & 7:00
January 23 (Friday)	Panguitch	Wayne	5:30 & 7:00
January 27 (Tuesday)	Panguitch (HOF)	Kanab	4:00, 5:30 & 7:00
January 29 (Thursday)	Bryce Valley	Panguitch	5:30 & 7:00
February 4 (Wednesday)	Panguitch	Water Canyon	5:30 & 7:00
February 12 – 14 (Thurs – Fri.)	Round Region Tournament		
February 21 (Saturday)	State Tournament 1 st Round		TBA

February 26 – 28

1A State Tournament @ SLCC

TBA

****Thanksgiving – Nov. 27 – 30**

****Christmas – Dec. 21-25**

****New Year: Jan. 1**



Garfield County School District

145 E Center St., Panguitch, UT 84759

Phone: 435-676-8821

Athletic Schedule Assurance Form

Coach's Name: Ashlee Miller

Coach's Title: Assistant coach

School Name: Panguitch High School

Sport/Team: Girls Basketball

Year/Season: 2025/2026

As the coach of the above-mentioned team, I hereby assure the board of education and the school administration that the following commitments will be upheld for the upcoming year/season:

1. Student-to-Coach Ratio:

- A 15:1 student-to-coach ratio will be maintained to ensure adequate supervision and support for all students.

2. District Transportation:

- I will be responsible for scheduling district transportation for all events and activities as per the established protocols.

3. State and District Travel Guidelines:

- All state and district guidelines for travel will be followed to ensure the safety and compliance of our trips.
- I will prioritize instructional time and follow the district guidelines that are designed to limit time out of school.


4. Non-Traditional Accommodations:

- Any non-traditional accommodations such as Airbnb or similar services will be used only with the prior permission of the superintendent.

5. Parental Notification of Costs:

- Parents will be notified of all costs associated with each trip well in advance, ensuring transparency and allowing ample time for planning.

By signing below, I acknowledge and commit to these assurances for the well-being and proper management of the students and the team.

Coach's Signature: _____  _____

Date: 08-27-25 _____



Garfield County School District

145 E Center St., Panguitch, UT 84759

Phone: 435-676-8821

Athletic Schedule Assurance Form

Coach's Name: _____Nadine Owens_____

Coach's Title: _____Head Coach_____

School Name: _____Panguitch High School_____

Sport/Team: _____Girls Basketball_____

Year/Season: _____2025/2026_____

As the coach of the above-mentioned team, I hereby assure the board of education and the school administration that the following commitments will be upheld for the upcoming year/season:

1. Student-to-Coach Ratio:

A 15:1 student-to-coach ratio will be maintained to ensure adequate supervision and support for all students.

2. District Transportation:

I will be responsible for scheduling district transportation for all events and activities as per the established protocols.

3. State and District Travel Guidelines:

All state and district guidelines for travel will be followed to ensure the safety and compliance of our trips.

I will prioritize instructional time and follow the district guidelines that are designed to limit time out of school.

4. Non-Traditional Accommodations:

Any non-traditional accommodations such as Airbnb or similar services will be used only with the prior permission of the superintendent.

5. Parental Notification of Costs:

Parents will be notified of all costs associated with each trip well in advance, ensuring transparency and allowing ample time for

planning.

By signing below, I acknowledge and commit to these assurances for the well-being and proper management of the students and the team.

Coach's Signature: _____ *Nadine Owens* _____

Date: _____ 8-25-25 _____



Garfield County School District

145 E Center St., Panguitch, UT 84759

Phone: 435-676-8821

Athletic Schedule Assurance Form

Coach's Name: Cathy Woolsey

Coach's Title: Head Coach

School Name: Panguitch High School

Sport/Team: Panguitch Cheerleaders

Year/Season: 2025-2026

As the coach of the above-mentioned team, I hereby assure the board of education and the school administration that the following commitments will be upheld for the upcoming year/season:

1. Student-to-Coach Ratio:
 - A 15:1 student-to-coach ratio will be maintained to ensure adequate supervision and support for all students.
2. District Transportation:
 - I will be responsible for scheduling district transportation for all events and activities as per the established protocols.
3. State and District Travel Guidelines:
 - All state and district guidelines for travel will be followed to ensure the safety and compliance of our trips.
 - I will prioritize instructional time and follow the district guidelines that are designed to limit time out of school.
4. Non-Traditional Accommodations:
 - Any non-traditional accommodations such as Airbnb or similar services will be used only with the prior permission of the superintendent.
5. Parental Notification of Costs:
 - Parents will be notified of all costs associated with each trip well in advance, ensuring transparency and allowing ample time for planning.

By signing below, I acknowledge and commit to these assurances for the well-being and proper management of the students and the team.

Coach's Signature: Cathy Woolsey

Date: 08.13.25

UHSAA 150 MILE Contest Approval Form

All practice games over 150 miles one way in any sport must be approved by the local board of education. This form must be completed and attached with the eligibility list of that particular sport and include data for each trip.

School Panguitch High School **Sport** Cheer female male

Date of contest	Number miles (one way)	Destination	Level of play (var., j.v., soph. fresh.)
12/5 or 12/6	206	Timview High School - Winter classic	Whole team - varsity
January 2026 date tba	207	UCCU Center in Orem State competition	Whole team - varsity



Signature of School Board President



Date

Please duplicate this form for use in each sport

PHS Cheer Competitions 25-26

December 5th or 6th TBD Winter Classic @ Timpview High School

January 17th UHSAA Divisional 3 @ Crimson Cliffs High School

January 20th or 21st TBD State Championships @ UCCU Center



Garfield County School District

145 E Center St., Panguitch, UT 84759

Phone: 435-676-8821

Athletic Schedule Assurance Form

Coach's Name: Gary Syrett

Coach's Title: Head coach

School Name: Bryce Valley

Sport/Team: Boys Basketball

Year/Season: 2025-2026

As the coach of the above-mentioned team, I hereby assure the board of education and the school administration that the following commitments will be upheld for the upcoming year/season:

1. Student-to-Coach Ratio:

- A 15:1 student-to-coach ratio will be maintained to ensure adequate supervision and support for all students.

2. District Transportation:

- I will be responsible for scheduling district transportation for all events and activities as per the established protocols.

3. State and District Travel Guidelines:

- All state and district guidelines for travel will be followed to ensure the safety and compliance of our trips.
- I will prioritize instructional time and follow the district guidelines that are designed to limit time out of school.

4. Non-Traditional Accommodations:

- Any non-traditional accommodations such as Airbnb or similar services will be used only with the prior permission of the superintendent.

5. Parental Notification of Costs:

- Parents will be notified of all costs associated with each trip well in advance, ensuring transparency and allowing ample time for planning.

By signing below, I acknowledge and commit to these assurances for the well-being and proper management of the students and the team.

Coach's Signature:  _____

Date: 8-26-25

UHSAA 150 MILE Contest Approval Form

All practice games over 150 miles one way in any sport must be approved by the local board of education. This form must be completed and attached with the eligibility list of that particular sport and include data for each trip.

School Boyce valley Sport Boys Basketball female male

Date of contest

Number miles
(one way)

Destination

Level of play
(var., j.v., soph., fresh.)

Date of contest	Number miles (one way)	Destination	Level of play (var., j.v., soph., fresh.)
Dec 12-13	305	Monticello and White Horse	Both Boys and Girls
Dec 19 th	153	Tropic in n. car.	Boys
Jan 31 ^d	237	Telos Highschool playing manilla	Both Boys and Girls



Signature of School Board President



Date

Please duplicate this form for use in each sport




**Bryce Valley High School
Boys Basketball
2025-26**



Starting Date: 10-Nov-25
Game Time: 4:00, 5:30, 7:00 pm (Unless otherwise scheduled)
Coaches: Gary Syrett, Karl Roundy, Bryce Syrett

Day	Date	Contest	Time Change
Wed	19-Nov	BV @ EL Cap (boysand Girls)	
Fri	21-Nov	San Jaun @ BV	
Tue	25-Nov	BV @ MILLARD	
Fri	5-Dec	Green River @ BV (boys & girls)	early start
Sat	6-Dec	Beaver Dam @ BV (boys & girls)	
Tue	9-Dec	Escalante @ BV	
Fri	12-Dec	BV @ Monticello (boys & girls)	
Sat	13-Dec	BV @ Whitehorse (both &girls)	10:00, 11:30,1,2:30
Thu	18-Dec	BV @ Valley	
Fri	19-Dec	BV @ Tintic (boys & girls) Boys might be played at Manti	
Sat	20-Dec		
Sat	27-Dec	Parowan @ BV	2:30,4,5:30
Mon	29-Dec	Tabiona @ BV	
Sat	3-Jan	BV @ Manilla provo (boys and girls)	Early Start
Wed	7-Jan	Wayne @ BV	
Tue	13-Jan	BV @ Panguitch	
Thu	15-Jan	BV @ Piute	
Fri	16-Jan	Soph Tournament (location)	
Sat	17-Jan	Soph Tournament (Location)	
Wed	21-Jan	BV @ Water Canyon	
Fri	23-Jan	BV @ Beaver	
Thu	29-Jan	Panguitch @ BV	
Wed	4-Feb	Milford @ BV	
Thu	12-Feb	Region Home School High Seed	
Fri	13-Feb	Region BBB/GBB @ TBA	
Sat	14-Feb	Region BBB/GBB @ TBA	
Tue	18-Feb	State Play in Game	
Thu	26-Feb	State BBB/GBB @	
Fri	27-Feb	State BBB/GBB @	
Sat	28-Feb	State BBB/GBB @	
Mon	21-Feb	State Play in Game	



Garfield County School District

145 E Center St., Panguitch, UT 84759

Phone: 435-676-8821

Athletic Schedule Assurance Form

Coach's Name: Kameron Roundy

Coach's Title: Head Coach

School Name: Bryce valley High school

Sport/Team: Girls Basketball

Year/Season: 2025 - 2026

As the coach of the above-mentioned team, I hereby assure the board of education and the school administration that the following commitments will be upheld for the upcoming year/season:

1. Student-to-Coach Ratio:
 - A 15:1 student-to-coach ratio will be maintained to ensure adequate supervision and support for all students.
2. District Transportation:
 - I will be responsible for scheduling district transportation for all events and activities as per the established protocols.
3. State and District Travel Guidelines:
 - All state and district guidelines for travel will be followed to ensure the safety and compliance of our trips.
 - I will prioritize instructional time and follow the district guidelines that are designed to limit time out of school.
4. Non-Traditional Accommodations:
 - Any non-traditional accommodations such as Airbnb or similar services will be used only with the prior permission of the superintendent.
5. Parental Notification of Costs:
 - Parents will be notified of all costs associated with each trip well in advance, ensuring transparency and allowing ample time for planning.

By signing below, I acknowledge and commit to these assurances for the well-being and proper management of the students and the team.

Coach's Signature:  _____


Date: 8/26/25

UHSAA 150 MILE Contest Approval Form

All practice games over 150 miles one way in any sport must be approved by the local board of education. This form must be completed and attached with the eligibility list of that particular sport and include data for each trip.

School Bryce valley High School **Sport** Girls Basketball female male

Date of contest	Number miles (one way)	Destination	Level of play (var., j.v., soph. fresh.)
Dec 12 & 13	305	Boys & Girls Monticello & white horse	Boys & Girls J.V. & Varsity
Dec 19	205	Tintic	J.V. & Varsity
Jan 3	237	Boys & Girls Talos High school to play Manila	Boys & Girls J.V. & Varsity




Signature of School Board President



Date

Please duplicate this form for use in each sport



**Bryce Valley High School
Girls Basketball
2025-26**



Starting Date: 18-Nov-25
Game Time: 5:30, 7:00 pm (Unless otherwise scheduled)
Coaches: Kam Roundy, Shiloh Syrett, Brooklyn Davis

Day	Date	Contest	Time Change
Wed	19-Nov	GBB & BBB BV @ El Capitan	
Wed	3-Dec	GBB Parowan @ BV	
Fri	5-Dec	GBB & BBB Green River @ BV	
Sat	6-Dec	GBB & BBB Beaver Dam @ BV	
Thu	11-Dec	GBB Escalante @ BV	
Fri	12-Dec	GBB & BBB BV @ Monticello	
Sat	13-Dec	GBB & BBB BV @ Whitehorse	
Wed	17-Dec	GBB BV @ Piute	
Fri	19-Dec	GBB & BBB BV @ Tintic	
Mon	29-Dec	GBB Tabiona @ BV	
Fri	2-Jan	GBB Milford @ BV	
Sat	3-Jan	GBB & BBB BV vs Manila (Neutral Site)	
Tue	6-Jan	GBB San Juan @ BV	
Thu	8-Jan	GBB Valley @ BV	
Fri	9-Jan	GBB Sophomore Tournament	
Sat	10-Jan	GBB Sophomore Tournament	
Wed	14-Jan	GBB BV @ Panguitch	
Tue	20-Jan	GBB BV @ Escalante	
Thu	22-Jan	GBB Wayne @ BV	
Wed	28-Jan	GBB BV @ Milford	
Fri	30-Jan	GBB Monument Valley @ BV	
Thu	5-Feb	GBB BV @ Water Canyon	
Sat		GBB BV vs (Team)	
Wed	11-Feb	GBB Region Tournament @ Home High Seed	
Fri	13-Feb	BBB/GBB Region Tournament @ TBA	
Sat	14-Feb	BBB/GBB Region Tournament @ TBA	
Wed	18-Feb	BBB/GBB State Play 1st Round @ High Seed	
Sat	21-Feb	BBB/GBB State Tournament 2nd Round	
Thu	26-Feb	BBB/GBB State Tournament Quarterfinals	
Fri	27-Feb	BBB/GBB State Tournament Semi Finals	
Sat	28-Feb	BBB/GBB State Tournament Championship	

Escalante High School

Athletic Schedule 2025-2026

Girls' Basketball

Monday	November 10	Practice Begins
Tuesday	November 18	1 st Game
Saturday	November 22	Rockwell @ EHS
Thursday – Sunday	November 27 – November 29	Moratorium
Saturday	December 6	EHS @ Vanguard ??
Thursday	December 11	BV @ EHS
Tuesday	December 16	Fredonia @ EHS ??
Wednesday	December 17	Valley @ EHS
Sunday – Thursday	December 21-January 1	Moratorium
Thursday	January 8	EHS @ Panguitch
Friday-Saturday	January 9-10	Girls Sophomore trmt
Saturday	January 10	EHS @ Parowan
Wednesday	January 14	Milford @ EHS
Thursday	January 15	EHS @ El Capitan???
Tuesday	January 20	EHS @ BV
Thursday	January 22	EHS @ Water Canyon
Friday	January 23	Monument Valley @ EHS
Saturday	January 24	Piute @ EHS ??
Wednesday	January 28	Wayne @ EHS
Saturday	January 31	Monticello @ EHS 1:30
Monday	February 2	Whitehorse @ EHS
Thursday	February 5	EHS @ Piute
Saturday	February 7	EHS @ Green River
Wednesday	February 11	Region Tournament @ Home Site
Friday-Saturday	February 13-14	Region Tournament @ TBA
Saturday	February 21	First Round State Games TBA
Thursday – Saturday	February 27-28	State Tournament @ SLCC

Home Game in BOLD

GAME TIMES: JV – 6:00

Varsity – 7:00

Revised 8/25/2025

Escalante High School

Athletic Schedule

2025-2026

Boys' Basketball

Monday	November 10	Practice Begins
Tuesday	November 18	1 st Game
Thursday/Saturday	November 27 - 29	Moratorium
Friday	December 5	EHS @ Freedom Prep
Saturday	December 6	EHS @ Wendover/Telos/Camp Willow ????
Tuesday	December 9	EHS @ BVHS
Friday/Saturday	December 12-13	Moqui Classic Tournament
Thursday	December 18	Wayne @ EHS
Friday/Saturday	December 19-20	EHS @ Beaver Dam Tournament
Tuesday	January 6	Panguitch @ EHS
Thursday	January 15	Water Canyon @ EHS
Friday-Saturday	January 16-17	Boys Sophomore Trmt @ Piute
Tuesday	January 20	Piute @ EHS
Thursday	January 29	Milford @ EHS
Saturday	January 31	Monticello @ EHS 12:00/3:00
Monday	February 2	Whitehorse @ EHS
Thursday	February 5	EHS @ Valley
Friday	February 6	EHS @ Pinnacle TBA
Saturday	February 7	EHS @ Green River
Thursday	February 12	1 st Round Region trmt – Home Site
Friday/Saturday	February 13-14	Region 20 Tournament
Saturday	February 21	State 1 st Round Games
Wednesday -Saturday	February 25 – 28	State Tournament @ SLCC

Home Game in BOLD

GAME TIMES:

JV – 5.30

Varsity – 7:00

Revised 8/25/2025



Garfield County School District

145 E Center St., Panguitch, UT 84759

Phone: 435-676-8821

Athletic Schedule Assurance Form

Coach's Name: Ryan Cottam

Coach's Title: Girls Basketball Coach

School Name: Escalante High

Sport/Team: Girls Basketball

Year/Season: 25-26

As the coach of the above-mentioned team, I hereby assure the board of education and the school administration that the following commitments will be upheld for the upcoming year/season:

1. Student-to-Coach Ratio:
 - A 15:1 student-to-coach ratio will be maintained to ensure adequate supervision and support for all students.
2. District Transportation:
 - I will be responsible for scheduling district transportation for all events and activities as per the established protocols.
3. State and District Travel Guidelines:
 - All state and district guidelines for travel will be followed to ensure the safety and compliance of our trips.
 - I will prioritize instructional time and follow the district guidelines that are designed to limit time out of school.
4. Non-Traditional Accommodations:
 - Any non-traditional accommodations such as Airbnb or similar services will be used only with the prior permission of the superintendent.
5. Parental Notification of Costs:
 - Parents will be notified of all costs associated with each trip well in advance, ensuring transparency and allowing ample time for planning.

By signing below, I acknowledge and commit to these assurances for the well-being and proper management of the students and the team.

Coach's Signature: 

Date: 4-30-25

UHSAA 150 MILE Contest Approval Form

All practice games over 150 miles one way in any sport must be approved by the local board of education. This form must be completed and attached with the eligibility list of that particular sport and include data for each trip.

School EHS Sport Girls Basketball female male

Date of contest	Number miles (one way)	Destination	Level of play (var., j.v., soph. fresh.)
June 16-19 or	267	Grand Junction, CO	J.V. soph
June 23-26			




Signature of School Board President



Date

Please duplicate this form for use in each sport



Garfield County School District

145 E Center St., Panguitch, UT 84759

Phone: 435-676-8821

Athletic Schedule Assurance Form

Coach's Name: Kevin Griffin
Coach's Title: Head Coach
School Name: Escalante High
Sport/Team: Boys Basketball
Year/Season: 25-26

As the coach of the above-mentioned team, I hereby assure the board of education and the school administration that the following commitments will be upheld for the upcoming year/season:

1. Student-to-Coach Ratio:
 A 15:1 student-to-coach ratio will be maintained to ensure adequate supervision and support for all students.
2. District Transportation:
 I will be responsible for scheduling district transportation for all events and activities as per the established protocols.
3. State and District Travel Guidelines:
 All state and district guidelines for travel will be followed to ensure the safety and compliance of our trips.
 I will prioritize instructional time and follow the district guidelines that are designed to limit time out of school.
4. Non-Traditional Accommodations:
 Any non-traditional accommodations such as Airbnb or similar services will be used only with the prior permission of the superintendent.
5. Parental Notification of Costs:
 Parents will be notified of all costs associated with each trip well in advance, ensuring transparency and allowing ample time for planning.

By signing below, I acknowledge and commit to these assurances for the well-being and proper management of the students and the team.

Coach's Signature: Kevin Griffin
Date: 4/27/25

Cheer Schedule:

Winter Classic: December 5-6, 2025

December 21 - 25 Moratorium

January 1 Moratorium

Divisionals: January 10 or 17 or 24
Assigned at a later date (most likely
January 24)

State Cheer: January 21 and 23
Assigned at a later date



Garfield County School District

145 E Center St., Panguitch, UT 84759

Phone: 435-676-8821

Athletic Schedule Assurance Form

Coach's Name: Elaina Purcell

Coach's Title: Head Coach

School Name: Bryce Valley

Sport/Team: Cheer

Year/Season: 2025-2026

As the coach of the above-mentioned team, I hereby assure the board of education and the school administration that the following commitments will be upheld for the upcoming year/season:

1. Student-to-Coach Ratio:

- A 15:1 student to coach ratio will be maintained to ensure adequate supervision and support for all students.

2. District Transportation:

- I will be responsible for scheduling district transportation for all events and activities as per the established protocols.

3. State and District Travel Guidelines:

- All state and district guidelines for travel will be followed to ensure the safety and compliance of our trips.
- I will prioritize instructional time and follow the district guidelines that are designed to limit time out of school.

4. Non-Traditional Accommodations:

- Any non-traditional accommodations such as Airbnb or similar services will be used only with the prior permission of the superintendent.

5. Parental Notification of Costs:

- Parents will be notified of all costs associated with each trip.

~~well in advance, ensuring transparency and allowing ample
time for planning.~~

By signing below, I acknowledge and commit to these assurances for the well-being and proper management of the students and the team.

Coach's Signature: Elaina Purcell

Date: 09/08/25

Panguitch Wrestling Schedule 2025-2026

Home Duals--- JV at 6PM and Varsity at 7PM

November 22nd	HYDRATION at 4:30PM in the GYM
December 2 nd (Tuesday)	Manti @ Panguitch
December 5-6th (Fri, Sat)	<i>Panguitch Invitational</i>
December 9 th (Tuesday)	Panguitch @ Richfield
December 10 th (Wednesday)	North Sevier @ Panguitch
December 11 th (Thursday)	Panguitch @ Enterprise
December 12-13 th (Fri, Sat)	<i>Desert Hills-Varsity --Parowan Tournament-JV Saturday</i>
December 17 th (Wednesday)	Milford @ Panguitch(<i>Pending</i>)
December 19-20 (Fri, Sat)	<i>Desert Storm Tournament (Dixie High)</i>
December 21-25 th (Fri, Sat)	Christmas Moratorium, Jan 1 st --New Year's Moratorium
December 28-29 th	Beehive 25 (Girls Monday, Boys-Tuesday)(by invitation)
January 6 th (Tuesday)	Parowan @ Panguitch
January 7 th (Wednesday)	Panguitch @ Beaver
January 9-10th (Fri, Sat)	Iron Town Duals (Cedar High)
January 16 th	Panguitch @ Piute
January 16-17th (Fri, Sat)	<i>Enterprise Tournament/Rockwell Rumble</i>
January 20 th	Kanab @ Panguitch? (pending)
January 22 nd	Panguitch @ Wayne
January 30th (Friday)	Divisonals @ <u>Panguitch</u>
Feb 14 th	STATE TOURNAMENT @ SVC



Garfield County School District

145 E Center St., Panguitch, UT 84759

Phone: 435-676-8821

DATE: September 9, 2025

TO: Garfield County Board of Education

FROM: Lane Mecham

RE: PHS Athletic Facility

Background

For many years Panguitch High School has struggled to find adequate space for the athletic programs. This problem is not just related to training space, but also for storage. Particularly in the winter and early spring months, nearly all the programs are trying to schedule space in the basketball gym or the wrestling/weight room.

Principal Torgerson and I have explored many options to try and accommodate the existing space, one of the biggest obstacles is an indoor batting cage. We've had a retractable cage in the wrestling/weight room for a couple years now. Risk management has said that its location blocks a door and needs to be moved, in addition to the problem of the softball teams being hard on the wrestling mats while in there. The gym is regularly in conflict with cheerleading, volleyball, softball, football, and boys/girls basketball for in-season and off-season training. At times pushing a program's practice into the late afternoon/evening to accommodate the requests.

Request

I'm requesting the Board approve an overall budget of \$550,000 to construct a steel building to be located at the Panguitch City baseball fields. The sites considered are below, with the preferred site being the green filled box on the South end of the parking lot.



A breakdown of the estimated building costs is as follows:

Building Cost	\$304,524.00
Electrical	\$25,000.00
HVAC	\$40,000.00
Natural Gas	\$35,000.00
Shell Netting	\$7,600.00
Storage Build-Out	\$25,000.00
Turf (5,840 SF @ \$8.00/SF Installed)	<u>\$46,720.00</u>
Total Costs	\$483,844.00
Contingency (5%)	<u>\$24,192.20</u>
Total Building Costs	\$508,036.20

The building is planned to be 146’ x 40’ with a 20’ ceiling height. These dimensions minimize the cost of the steel building and provide adequate space for long toss for baseball and softball training. The space will have 3 retractable batting cages measuring 12’ x 12’ x 70’. When the cages collapse it makes for a large open area that will accommodate track, cheerleading, football, and cross-country training in addition to baseball and softball.

The remainder of the budget will first be used as contingency on the building for any unexpected expenses. Any remainder after that will be used to purchase equipment to outfit the building for its intended uses such as the batting cages themselves, L screens to protect users, batting mats and pitching mats/mounds to protect the turf, and other equipment. Any shortfall in equipment will fall on the teams to fundraise for additional equipment, though we anticipate the budget will be enough to purchase the essential equipment.

Pitching Mound (2)	\$3,000.00
Pitching Mat (2)	\$400.00
L Screen (4)	\$1,200.00
Pitching Machine - Baseball (2)	\$10,000.00

Pitching Machine - Softball (2)	\$10,000.00
Retractable 12Hx12Wx70L Batting Cage (3)	\$12,000.00
Batting Mat (4)	<u>\$1,400.00</u>
Total Equipment Costs	\$38,000.00

County and City Coordination

I've discussed the project with County and City officials. The County is prepared to donate the earth work and road base needed for the project. Initial indications from the City have also been positive and we anticipate them approving the placement of the building on their property should this board approve the project. I've requested to be added to their agenda for September 23rd.

We've also discussed scheduling and will be able to follow up with a plan that will allow the facility to be utilized by youth and high school programs, with high school programs receiving priority scheduling.

Budget

Though additional facilities at PHS have been contemplated for several years, this project was not initially budgeted for in our FY 26 capital projects and would be considered an unplanned project. I'm requesting the Board approve this project to be used as our small schools' athletic facilities grant project. This grant will fund up to \$500,000 of the project. The remaining estimated \$46,036.20 would come from the capital projects fund.

Recommendation

I recommend the Board approve a budget of \$550,000 for the construction of an athletic facility to be placed at Panguitch City Park and to authorize the Business Administrator and Superintendent to enter MOU's with Garfield County and Panguitch City for the placement, construction, and operation of the building. I further recommend the Board approve this project to be used as our project on the FY 26 small schools' athletic facilities grant. This is a relatively low cost for construction of a new facility and will significantly improve the availability of facilities for high school and elementary-aged programs – benefitting nearly all grades in Panguitch. In addition, it will help relieve some of the storage constraints the programs currently have.

Lane Mecham
Business Administrator

Rural School Sports Facilities Grant Program

Application for Funding – FY2026

SECTION 1: Applicant Information

School District:

District Superintendent:

Contact Person for Application:

- Name:

- Title:

- Phone:

- Email:

SECTION 2: Eligibility Confirmation

Please confirm that the applying school meets at least one of the following eligibility criteria:

Located in a 4th, 5th, or 6th class county

School district has fewer than 3,000 students enrolled

Name of Eligible School:

SECTION 3: Project Description

Type of Project: New Construction Refurbishment

Facility Type: Indoor Outdoor Both

Primary Uses:

Project Narrative:

SECTION 4: Demonstration of Need

Attach or describe the following:

- Evidence of current facility limitations or lack of access, including pictures as applicable
- Impact on student health, participation, or safety
- Community support or partnerships (if applicable)

Description (if Applicable):

SECTION 5: Budget and Timeline

Estimated Total Project Cost: \$_____

Amount Requested from Grant Program: \$_____

Other Funding Sources (if any):

Estimated Start Date:

Estimated Completion Date:

Attach a detailed budget and project timeline.

SECTION 6: Project Planning and Financial Analysis

4. Estimated Annual Maintenance Costs: \$_____

5. Estimated Life Cycle Replacement Timeline: _____ years

6. Anticipated Annual Revenue: \$_____

SECTION 7: Certification and Signature

I certify that the information provided in this application is accurate and complete to the best of my knowledge. I understand that if awarded, the district will be required to submit progress reports and updates to the Utah State Board of Education.

Authorized Signature:

Name:

Title:

Date: