



RUSSELLVILLE BOARD OF EDUCATION

REGULAR BOARD MEETING

Monday, February 9, 2026 at 6:00pm

THE BOARDROOM AT RUSSELLVILLE HIGH SCHOOL

THIS MEETING WILL BE AUDIO RECORDED

The media has been notified of this meeting.

1. CALL TO ORDER

1.1. The meeting will be called to order by the Board President.

1.2. Pledge of Allegiance

2. ROLL CALL

2.1. Board Member Roll Call

3. PUBLIC COMMENT

4. CELEBRATIONS

4.1. RSD Student Celebrations

4.2. RSD Staff Celebrations

5. TEACHING AND LEARNING

5.1. Academic Success

6. CONSENT AGENDA

6.1. Consider approving minutes from the January 12, 2026, Regular Board Meeting.

6.2. Consider approving minutes from the January 29, 2026, Called Board Meeting.

6.3. Consider approving Russellville Police Department SRO MOU Addendum.

6.4. Consider approving RHS Boys Soccer, Tulsa, OK - Out of State Travel.

6.5. Consider approving Russellville City Parks and Recreation Agreement.

6.6. Consider approving an update to Policy 4.47 - Possession and Use of Cell Phones and Other Electronic Devices.

6.7. Consider approving Maintenance Department truck purchase.

7. FINANCE

7.1. Financial Report for Period 7

8. PPC Presentation

9. DISCUSSION ITEMS

10. EXECUTIVE SESSION

11. PERSONNEL

- 11.1. Consider approving all certified and classified staff resignations, transfers, additional stipends, and employment recommendations.

12. ADJOURNMENT



Regular Board Meeting
Monday, January 12, 2026 6:00pm

The Boardroom at Russellville High School
2203 S. Knoxville Ave.
Russellville, AR 72802

Jason Cunningham: Present
Donna Hindsman: Present
Don Jacimore: Present
Georganne Rollans: Absent
Joe Sitkowski: Present
Jeff Terry: Present
Janet Winn: Present
Present: 6, Absent: 1.

1. CALL TO ORDER

1.1. The meeting will be called to order by the Board President.
The meeting was called to order by Mr. Jacimore at 6:00 p.m.

1.2. Pledge of Allegiance

2. ROLL CALL

2.1. Board Member Roll Call
Mrs. Rollans was absent. All other board members were present.

3. PUBLIC COMMENT

There were no requests for public comment.

4. CELEBRATIONS

4.1. RSD Student Celebrations
Isabella Standridge, 2nd grader at Oakland Heights Elementary, was recognized by her Principal, Mrs. Ditto for being an Empathetic Leader. Isabella was accompanied by her family.
Mila Mendez, 1st grader at Oakland Heights Elementary, was recognized by her Principal, Mrs. Ditto for being a Responsible Citizen. Mila was accompanied by her mother.

4.2. School Board Appreciation

5. TEACHING AND LEARNING

5.1. Academic Success

6. CONSENT AGENDA

Move to approve tabling item 6.6 "Consider approving Maintenance Department Truck Purchase" for more information. This motion, made by Donna Hindsman and seconded by Jeff Terry, Carried. 6:24 p.m.

Georganne Rollans: Absent, Jason Cunningham: Yea, Donna Hindsman: Yea, Don Jacimore: Yea, Joe Sitkowski: Yea, Jeff Terry: Yea, Janet Winn: Yea
Yea: 6, Nay: 0, Absent: 1

Move to approve remaining items 6.1 through 6.5. This motion, made by Donna Hindsman and seconded by Janet Winn, Carried. 6:31 p.m.

Georganne Rollans: Absent, Jason Cunningham: Yea, Donna Hindsman: Yea, Don Jacimore: Yea, Joe Sitkowski: Yea, Jeff Terry: Yea, Janet Winn: Yea

Yea: 6, Nay: 0, Absent: 1

6.1. Consider approving minutes from the December 9, 2025, Regular Board Meeting.

6.2. Consider approving Board Member Training Hours 2025.

6.3. Consider approving the Resolution of Master Plan for 2026.

6.4. Consider approving RHS Choir, Albuquerque, NM - Out of State Travel.

6.5. Consider approving Russellville Police Department SRO MOU Agreement Addendum.

6.6. Consider approving Maintenance Department Truck Purchase.

7. FINANCE

7.1. Financial Report for Period 6

8. DISCUSSION ITEMS

9. EXECUTIVE SESSION

Mr. Jacimore requested an executive session for the Superintendent's evaluation.

The board entered into executive session at 6:35 p.m.

The board returned from executive session at 9:19 p.m.

10. PERSONNEL

10.1. Consider approving all certified and classified staff resignations, transfers, additional stipends, and employment recommendations.

To approve all certified and classified staff resignations, transfers, additional stipends, and employment recommendations. This motion, made by Janet Winn and seconded by Jeff Terry, Carried. 9:19 p.m.

Georganne Rollans: Absent, Jason Cunningham: Yea, Donna Hindsman: Yea, Don Jacimore: Yea, Joe Sitkowski: Yea, Jeff Terry: Yea, Janet Winn: Yea

Yea: 6, Nay: 0, Absent: 1

10.2. Superintendent Contract

Move to extend Dr. Lovins contact 1 year. This motion, made by Donna Hindsman and seconded by Jason Cunningham, Carried. 9:20 p.m.

Georganne Rollans: Absent, Jason Cunningham: Yea, Donna Hindsman: Yea, Don Jacimore: Yea, Joe Sitkowski: Yea, Jeff Terry: Yea, Janet Winn: Yea

Yea: 6, Nay: 0, Absent: 1

11. ADJOURNMENT

The meeting adjourned at 9:20 p.m.

Board President

Board Secretary



Called Board Meeting
Thursday, January 29, 2026 5:30pm

The Boardroom at Russellville High School
2203 S. Knoxville Ave.
Russellville, AR 72802

Jason Cunningham: Present
Donna Hindsman: Present
Don Jacimore: Present
Georganne Rollans: Absent
Joe Sitkowski: Present
Jeff Terry: Present
Janet Winn: Absent
Present: 5, Absent: 2.

1. CALL TO ORDER

1.1. The meeting will be called to order by the Board President.
The meeting was called to order by Mr. Jacimore at 5:30 p.m.

2. ROLL CALL

2.1. Board Member Roll Call
Mrs. Rollans and Ms. Winn were absent. All other board members were present.

3. PUBLIC COMMENT

There was no request for public comment.

4. PERSONNEL

*Prior to the personnel vote, Mrs. Hindsman requested an Executive Session.
The board entered into executive session at 5:31 p.m.
The board returned from executive session at 5:53 p.m.*

4.1. Consider approving all certified and classified staff resignations, transfers, additional stipends, and employment recommendations.

To approve all certified and classified staff resignations, transfers, additional stipends, and employment recommendations. This motion, made by Jason Cunningham and seconded by Jeff Terry, Carried. 5:54 p.m.

Georganne Rollans: Absent, Janet Winn: Absent, Jason Cunningham: Yea, Donna Hindsman: Yea, Don Jacimore: Yea, Joe Sitkowski: Yea, Jeff Terry: Yea
Yea: 5, Nay: 0, Absent: 2

5. ADJOURNMENT

The meeting adjourned at 5:54 p.m.

Board President

Board Secretary



RSD Board of Education Agenda Template

Templates serve to provide background information regarding agenda items.

Board Meeting Date: February 10, 2026
Item Title: Russellville Police Department SRO MOU Addendum
Responsible Administrator: Deputy Superintendent Jeff Holt
Strategic Plan Priority: Academic Excellence, Financial Stability

Background:

In accordance with the LEARNS Act, school districts are required to maintain a current Memorandum of Understanding (MOU) with local law enforcement agencies outlining the services provided by School Resource Officers. Recently, an RPD officer assigned to the Russellville School District transitioned to another position, creating a vacancy within the SRO program. The proposed addendum to the existing MOU between the Russellville Police Department and Russellville School District formalizes the replacement of this SRO position, ensuring continuity of services, ongoing safety support, and full compliance with state requirements.

Recommended Action:

To approve the Russellville Police Department SRO MOU Addendum for the 2025-2026 school year.

SRO NAME: **Monty Bonds**

13. Financial Agreement Details (To include salary, fringe benefits, training costs – mandated and additional, equipment and supplies cost, and other foreseeable expenses)

Total RSD Payment excluding overtime \$51,044.81

Salary \$67,288.00

FICA \$5,147.53

Retirement \$16,485.56

Insurance \$10,514.76

Workers Comp \$874.74

Accrued Vacation \$6,470.00

Accrued Sick Leave \$15,726.95

Total Salary \$122,507.55 / 12 = \$10,208.96 x 10 Months = \$102,089.62 / 2 = \$51,044.81 (Salary split 50%/50% between RSD and RPD for 10 months)

14. Campus(es) Assigned (Including hours assigned to each campus)

Dwight Elementary

15. Extra-Curricular Activity Requirements

To be assigned and agreed upon by RSD and RPD

16. Required Activities During the Summer

To be assigned and agreed upon by RSD and RPD



RSD Board of Education Agenda Abstract

Abstracts serve to provide background information regarding agenda items.

Board Meeting Date: February 10, 2026

Item Title: RHS Boys Soccer game in Tulsa, OK

Responsible Administrator: Ben Goodman

Strategic Plan Priority: Academic Excellence

Background:

The RHS Boys Soccer team has been invited to play Jenks High School in Tulsa, OK, on Saturday, May 2, 2026 at 2pm. The team plays Farmington High School on Friday, May 1, 2026. After the game the team will stay overnight in the Springdale area, then travel to Tulsa, OK the next day to play Jenks. Jenks High School has been Oklahoma State Champions multiple times. The purpose of this trip is to challenge the team with top competition in the region. Arkansas schedules limit the number of times teams play and many teams will not play Russellville in friendly games. The cost of travel will be paid through the Athletic Department funding.

Recommended Action:

Approve RHS Boys Soccer team to travel to Tulsa, OK to play Jenks High School Soccer team.



RSD Board of Education Agenda Template

Templates serve to provide background information regarding agenda items.

Board Meeting Date: February 10, 2026
Item Title: Russellville Recreation and Parks Department 2026 Agreement
Responsible Administrator: Deputy Superintendent Jeff Holt
Strategic Plan Priority: Financial Stability, Academic Excellence

Background:

This agreement grants Russellville School District the use of M. J. Hickey Park field #1 for baseball and field #6 for softball operations for Russellville High School, as the city of Russellville owns and maintains M. J. Hickey Park.

Recommended Action:

To recommend the Board of Education approve the Russellville Recreation and Parks Department 2026 Program Agreement.

**City of Russellville
Recreation and Parks Department**

This agreement is entered into and between the City of Russellville Recreation and Parks Department (owner; hereinafter called RRPD) and Russellville High School (hereinafter called Vendor) for the express purpose to provide a public concession at M.J. Hickey Park field 6 as stated and scheduled according to activities during the months of February – May 2026.


RRPD and Vendor agree to the following:


1. Vendor must obtain a City of Russellville business permit.
2. Vendor will operate the concession under the Rules and Regulations Pertaining to Food Service Establishments by the Food Protection Services Division of Sanitarian Services of the Arkansas Department of Health.
3. Both parties recognize that each party has tort immunity that has not been abrogated in any way by this agreement.
4. Gum, “starbursts”, or any individually wrapped candy can not be sold in concession.
5. The Vendor shall maintain and protect the concession and equipment from damage and shall surrender it in the same condition (except for normal wear) as received. The Vendor is solely responsible for maintenance of any concession equipment. The Vendor shall keep the concession area clean and free of food debris and trash. Vendor will be responsible for disposal of their own trash.
6. This agreement shall not be assigned nor shall the concession be sublet without the express written permission of RRPD. The use of the concession shall immediately revert back to RRPD in the event of a sublease without permission.
7. Upon agreement by both parties, in writing, any part of this agreement may be changed which will benefit the operation of the concession.
8. RRPD or delegate shall have the right to inspect the concession at any reasonable time during the terms of the agreement.
9. If the Vendor defaults or violates any covenants of this agreement, RRPD shall waive all rights of notice and may immediately enter and retake possession of the concession.
10. The Vendor agrees to operate the concession in accordance to nondiscrimination requirements of *Title VI of the 1964 Civil Rights Act*. The Vendor agrees to provide services to persons with special needs as required by ADA regulations.
11. Current concession inventory is all that will be provided during agreement period. RRPD will not be responsible for any repairs or additions to inventory.

Agreed by:

Russellville Recreation and Parks Department

Russellville School District





Director

Deputy Superintendent

1-22-26

1-22-26

Date

Date

Russellville Recreation and Parks Department
2026 Program Agreement

THIS AGREEMENT made by and between the City of Russellville Recreation and Parks Department, doing business at 1000 East Parkway, Russellville, Arkansas (hereinafter called "THE DEPARTMENT"), and Russellville High School at 2203 S. Knoxville, Russellville, Arkansas (hereinafter called "RSD").

WITNESSETH

WHEREAS, THE DEPARTMENT operates and maintains property at M.J. Hickey Park in Russellville, Arkansas; and

WHEREAS, the use of said property for the purpose of the high school baseball and softball programs has been considered the best use of this property for recreational purposes; to better service the citizens of Russellville, Arkansas.

WHEREAS, THE DEPARTMENT is a city department which provides and maintains certain recreational programs and parks in Russellville, and

WHEREAS, RSD provides program administration and operations of the school baseball and softball programs in Russellville,

NOW, THEREFORE, in consideration of mutual covenants and promises set forth herein, the parties agree as follows:

THE DEPARTMENT agrees to grant use of M.J. Hickey Park fields #1 for baseball and fields #6 for softball to RSD for the operation of high school baseball and softball beginning on 2-10-26 and ending on 5-31-26. Named property will be used by RSD for events, practices, and games on the dates and times listed on the attached schedules.

The general conditions of this program agreement will be:

1. RSD will operate program in accordance to nondiscrimination requirements of Title VI of the 1964 Civil Rights Act.
2. No group can be granted exclusive use of a city park. The area will be open to the general public when not being used for a scheduled activity.
3. It is agreed that the program for which this agreement is written must be made available to the general public in which to join and participate. It is also agreed that the party sponsoring any community recreation program will furnish and supply all expendable materials necessary for conducting the program.
4. It is further agreed that program personnel must adhere to all provisions of the Americans with Disabilities Act (ADA) that apply to a particular program.
5. Program personnel and participants agree to abide by all federal, state, and local laws in addition to the policies of THE DEPARTMENT pertaining to parks and facilities.
6. Both parties recognize that each party has tort immunity that has not been abrogated in any way by this agreement.
7. It is agreed that the named facility, area, or property may not be assigned, subleased, rented, reserved, or loaned to any other group, business, individual, or entity by RSD.
8. No alterations, changes, or modifications may be made to facilities or equipment by RSD, without first receiving written approval from THE DEPARTMENT.
9. RSD assumes full responsibility and liability for damage caused by participants of their program.
10. RSD must inspect facilities prior to each use. RSD must immediately notify THE DEPARTMENT if damage is discovered to equipment or facilities that pose an immediate hazard or danger. Damaged equipment or facilities that do not pose a danger or hazard should be discussed with THE DEPARTMENT. RSD must report any vandalism or theft to THE DEPARTMENT within 24 hours or next business day.

11. RSD agrees to notify THE DEPARTMENT in writing of any equipment it wishes to leave at the program site for their program. If storage is available, THE DEPARTMENT will specify the storage area and specifications. RSD agrees to store said equipment in the manner THE DEPARTMENT requests.
12. Games cannot be scheduled to begin past 9:30 pm. No games regardless of scheduling will be allowed to start after 10:00 pm; a new inning/period may not begin after 11:30 pm. RSD agrees to provide THE DEPARTMENT with schedules of any dates their participants will be at the named site. These schedules must include times and dates of the following: tryouts, scheduled games, practices, tournaments, special events, work dates, etc. The schedules must be approved and attached to this agreement before the agreement will be valid. Dates and times must not conflict with Recreation and Parks Department programs or work schedule. This includes tournaments scheduled by THE DEPARTMENT. All scheduled tournament games will take priority over any practices. RSD will be provided a tournament schedule of dates that may conflict with practices. RSD agrees to operate during THE DEPARTMENT'S normal operating hours unless a written request for times and dates which conflict with regular operation is submitted to and approved by THE DEPARTMENT. Normal operating hours for THE DEPARTMENT are:

6:00 AM - 10:30 PM Sunday - Saturday.

These hours may vary for events, as stated on THE DEPARTMENT'S tournament contracts. Only this type of pre-approved variance will be allowed.
13. If requested by THE DEPARTMENT, RSD agrees to provide a financial statement of the programs for which this program agreement is written. This request must be in writing separately of this agreement.
14. THE DEPARTMENT will operate the main concession at the park. Approval must be obtained from THE DEPARTMENT if RSD wishes to open the concession at field 6.
15. RSD agrees to return this agreement signed by the appropriate persons, and any and all additional requested material, before any necessary keys will be issued or the area specified can be used by RSD. If keys are issued, they cannot be duplicated and must be returned immediately following the conclusion of this program agreement. RSD agrees to notify its program's participants of specifications in this agreement that will affect them.
16. RSD agrees to provide a list of any chemicals used and/or stored at the facility during their program agreement. This list must include a MSDS for each chemical listed, and RSD must insure that each chemical is properly stored according to MSDS specifications. THE DEPARTMENT must be made aware of the intention to use any form of chemical prior to its use or storage in a facility.
17. Additional conditions to be agreed upon by RSD not previously listed:
 - A. RSD must control all litter by picking up litter their program creates each time the fields are used. The litter must be placed in the proper receptacle by RSD. If excessive litter must be picked up by THE DEPARTMENT, RSD will be charged \$10 for each hour worked.
 - B. RSD will provide proper insurance for the programs they will be operating on city property. Proof of insurance must be attached to this program agreement before regular season play. RSD understands that their program participants are in no way covered by Russellville Recreation and Parks Department insurance.
 - C. RSD will be responsible for their field preparation, windscreens, base placement, pitching rubbers, bullpens, locker rooms, press box cleaning and flagpoles.
 - D. RSD will pay for weather damage to water lines, pumps, etc. if RSD requests that the water be turned on before THE DEPARTMENT deems acceptable due to weather conditions.
 - E. RSD will contact THE DEPARTMENT prior to any digging in the park area. The extensive underground wiring must be marked by THE DEPARTMENT before any digging can begin. If this procedure is not followed, and as a result, any line in the park is damaged, RSD will be responsible for paying the cost of any and all repairs to the damaged lines.
 - F. M.J. Hickey Park is a Land and Water Conservation Grant Park, and all LWCF guidelines must be followed for improvements and preparations for special events. After receiving approval from the director of THE DEPARTMENT, approval must be obtained from the Department of Parks and Tourism, prior to any alteration of the park.
 - G. RSD must submit contact person(s) for after business hours emergencies. List responsibility of persons submitted.
 - H. If requested by the DEPARTMENT, RSD will remove all equipment at the completion of this agreement period.

- I. RSD will insure that employees or participants do not attempt to operate equipment belonging to THE DEPARTMENT.
 - J. PRIOR TO RYBA SEASON-RSD will be responsible for the utility bills (water and electric) at the park. A statement will be sent showing the charges, and payment must be received within 15 days of receipt of statement. Lights on fields other than field 1, and 6 will not be available.
 - K. AFTER RYBA SEASON BEGINS-RSD will pay \$20 per hour per field for each hour the ball field lights are on at the program site. In addition, RSD will pay 1/3 of the Entergy demand charge. Any time the lights are turned on, a minimum of one hour will be charged. Daily field light usage will be rounded up to the nearest hour. No practices are allowed using the lights. RSD must pay the full amount due no more than thirty days following the conclusion of season play.
 - L. All official requests and correspondence sent to THE DEPARTMENT must go through the RSD Athletic Director.
 - M. RSD must provide a mailing address for any and all correspondence including statements.
 - N. Equipment fuel must be stored in approved safety gas containers.
18. THE DEPARTMENT agrees to the following specific conditions and assurances:
- A. THE DEPARTMENT will provide available dates for game scheduling.
 - B. The park area will be maintained on a regular schedule as done before this agreement.
 - C. THE DEPARTMENT will replace light bulbs. If extensive damage is caused by weather or vandalism, the replacement time for lights may be longer than usual.
 - D. THE DEPARTMENT will attempt to repair damage to facilities in a timely manner, according to repairs needed.
 - E. THE DEPARTMENT will supply all necessary keys, not to be duplicated, which must be returned at end of program agreement period.

Permanent improvements to facilities and fields will become property of THE DEPARTMENT. Permanent fixtures include, but are not limited to all: concrete work, fences, underground installations, sprinkler heads, structural work, lighting fixtures, back stops, scoreboards, dugouts, drinking fountains.

Non-permanent improvements will be retained by RSD and include: appliances, field marking equipment, concession equipment, portable buildings which were purchased by RSD.

For Annual Programs-


A program agreement must be signed annually in order to guarantee use of a facility or area. The signing of such agreement in no way binds the Recreation and Parks Department to notify RSD of the need for a program agreement in the future. The responsibility to obtain an agreement to secure use of a particular facility and/or area for a specific time remains with the organization, group, or person wishing to use Recreation and Parks Department operated facilities and/or properties.

Russellville Recreation and Parks Department reserves the right to amend this agreement when deemed necessary. If this agreement is amended, it will be written, signed by both parties stated, and attached to this original agreement.


IN WITNESS WHEREOF the parties hereto, have caused this Agreement to be executed on their behalf; and supersedes any and/or all previous agreements, contracts, or leases.

CITY OF RUSSELLVILLE RECREATION AND PARKS DEPARTMENT,

A Municipal Corporation, First Party,

, Department Director
1-23-26, Date

Russellville School District

, Superintendent/Designee
1-22-26, Date



RSD Board of Education Agenda Abstract

Abstracts serve to provide background information regarding agenda items.

Board Meeting Date: February 10, 2026

Item Title: Updated Cell Phone Policy

Responsible Administrator: Dr. Brittany Turner

Background:

Per Arkansas state law, the use of cell phones within the school environment is prohibited. Due to these requirements and after a review of our current policy, we are required to adjust some of the language within Student Policy 4.47.

Recommended Action

Approve the attached updated cell phone policy.



Policy 4.47

POSSESSION AND USE OF CELL PHONES AND OTHER ELECTRONIC DEVICES

Effective: 7/1/2023

Students are responsible for conducting themselves in a manner that respects the rights of others. Possession and use of any electronic device, whether district or student owned, that interferes with a positive, orderly classroom environment does not respect the rights of others and is expressly forbidden.

~~To protect the security of statewide assessments no electronic device as defined in this policy shall be accessible by a student at any time during administration unless specifically permitted by a student's individualized education program (IEP) or individual health plan. This means that when a student is taking an AESAA assessment, the student shall not have his/her electronic device in his/her possession. Any student violating this provision shall be subject to this policy's disciplinary provisions. The prohibition in this policy does not extend to the electronic device the District provides the student for the student's use during assessment administration to the extent the student is using the District provided device to complete the assessment.~~

~~As used in this policy, "electronic devices" means anything that can be used to transmit or capture images, sound, or data.~~

~~Misuse of electronic devices includes, but is not limited to:~~

- ~~1. Using electronic devices during class time in any manner other than specifically permitted by the classroom instructor;~~
- ~~2. Permitting any audible sound to come from the device when not being used for reason #1 above;~~
- ~~3. Engaging in academic dishonesty, including cheating, intentionally plagiarizing, wrongfully giving or receiving help during an academic examination, or wrongfully obtaining test copies or scores;~~
- ~~4. Using the device to record audio or video to take photographs in locker rooms or bathrooms;~~
- ~~5. Creating, sending, sharing, viewing, receiving, or possessing an indecent visual depiction of oneself or another person.~~

~~Use of an electronic device is permitted to the extent it is approved in a student's individualized education program (IEP) or it is needed in an emergency that threatens the safety of students, staff, or other individuals.~~

Except as permitted under this policy, a student shall not be in possession of a personal electronic device during the school day. A student may possess a personal electronic device during the school day if:

- The personal electronic device is required by the student's individual education plan (IEP), 504 Plan, or Individual Health Plan for health reasons;
- The possession of the personal electronic device is during an emergency as defined by this policy;
- The personal electronic device is issued by the District for the student's use during the school day; or
- The possession of the personal electronic device for the purpose of taking photographs during a special event during the school day as defined and announced by building staff.
- The student is enrolled in an endorsed concurrent enrollment course at an institution of higher education, and the use of personal electronic devices is necessary in order to utilize two-factor authentication to access coursework and resources for the endorsed concurrent enrollment course. The use of the personal electronic device shall be limited to the time necessary to complete the two-factor authentication process.

Before and after normal school hours, possession of electronic devices is permitted on the school campus. The use of such devices at school sponsored functions outside the regular school day is permitted to the extent and within the limitations allowed by the event or activity the student is attending.

Definitions:

- **Emergency:** Immediate danger (e.g., fire, active shooter, evacuation, medical crisis).
- **Personal Electronic Device:** Includes cell phones, smartwatches, tablets, laptops, Bluetooth devices, digital cameras, etc.
- **School Day:** Begins at student arrival and ends at dismissal.

Special Events

Devices may be used for photos at approved events. The school will notify families of device use permissions in advance.

Outside School Hours

Device use at extracurricular activities is allowed per event guidelines.

Discipline & Confiscation

Devices may be confiscated and/or other assigned consequences such as the use of an assigned locking storage device for unauthorized use or misuse. Confiscated devices must be picked up by a parent/guardian. Students have no privacy rights for confiscated devices and may be subject to searches under reasonable suspicion per Policy 4.32—SEARCH, SEIZURE, AND INTERROGATIONS.

Testing Violations

Use of a personal device during a statewide assessment will result in increased disciplinary action.

Liability

The district is not responsible for lost, stolen, or damaged personal devices.

A parent shall obtain approval from the student's building principal before operating a student-tracking safety device at school or at a school-sponsored event if the device has recording or listen-in capability. The District requires the device's recording and listen-in technology to be disabled while the device is on the campus or at the school-sponsored event because of student privacy concerns. The District prohibits unauthorized audio or visual recordings or transmission of audio or images of other students. The student's parent shall agree in writing to the requirement for the device's recording and listening-in technology to be disabled and that the District may prohibit future use of the device on campus or at a school-sponsored activity if it is determined that the device's recording or listening-in capabilities were used in violation of this policy before the student safety tracking device may be on campus or at a school-sponsored event.

~~The student and/or the student's parents or guardians expressly assume any risk associated with students owning or possessing electronic devices. Students misusing electronic devices shall have them confiscated. Confiscated devices may be picked up at the school's administration office by the student's parents or guardians. Repeat offenders are subject to discipline by the building's policy. Students have no right of privacy as to the content contained on any electronic devices that have been confiscated. A search of a confiscated device shall meet the reasonable individualized suspicion requirements of Policy 4.32—SEARCH, SEIZURE, AND INTERROGATIONS.~~

Students who use a school issued cell phones and/or computers for non-school purposes, except as permitted by the district's Internet/computer use policy, shall be subject to discipline, up to and including suspension or expulsion. Students are forbidden from using school issued cell phones while driving any vehicle at any time. Violation may result in disciplinary action up to and including expulsion.

No student shall use any wireless communication device for the purposes of browsing the internet; composing or reading emails and text messages; or making or answering phone calls while driving a motor vehicle that is in motion and on school property. Violation may result in disciplinary action up to and including suspension.

Legal References: A.C.A. § 6-18-55, A.C.A. § 27-15-1602, A.C.A. § 27-15-1603, A.C.A. § 27-15-1609, ADE
Test Administration
Manual, DESE Rules Governing Student Discipline and School Safety
Former Policy Number: Section revised from 4.17R – Student Discipline
Adopted: 2/19/2013
History BOE: 2/19/2013, 5/11/2015, 6/21/2016, 6/27/2017, 6/18/2019, 5/19/2020, 4/11/2023
Revised: Section Revised from 4.17R, 5/19/2015, 6/21/2016, 6/27/2017, 6/18/2019, 5/19/2020, 4/11/2023



RSD Board of Education Agenda Template

Templates serve to provide background information regarding agenda items.

Board Meeting Date: February 10, 2026
Item Title: Maintenance Department Truck Purchase
Responsible Administrator: Deputy Superintendent Jeff Holt
Strategic Plan Priority: Academic Excellence, Financial Stability

Background:

The Russellville School District has been in the process of locating fleet trucks to be used by the RSD Maintenance department to complete daily tasks related to their work. The older fleet trucks must be replaced due to extensive maintenance and repair costs. The purchased trucks would replace older trucks in the maintenance fleet in order to continue the refresh schedule. This purchase would include trading in the Yukon the district purchased three years ago.

Currently there are no suitable vehicles on the statewide procurement contract. The State of Arkansas allows for schools to purchase a vehicle from other sources than the state procurement list contract if:

1. The vehicles to purchase is not available on the statewide procurement contract list
2. The school has attempted to secure at least two bids for the vehicle to purchase

RSD proposes to purchase one 1500 GMC, for \$49,869 (estimated) to be used for the daily tasks of the RSD Maintenance Department, from Phil Wright Autoplex. Phil Wright is offering \$50,000 for the trade-in of the Yukon.

The district will attempt to locate a second truck that is listed on the state procurement list as soon as trucks become available. When a second truck is located the district will bring the proposal to purchase the truck to the RSD board of education.

RECOMMENDATION:

To approve the purchase of one half-ton truck.



Vehicle Locator

Dealer Information

PHIL WRIGHT CHEVROLET GMC, CO
3300 E MAIN ST
RUSSELLVILLE, AR 72802
Phone: 479-968-1555
Fax: 479-968-6191

3GTPUBEK5TG172677

Model Year: 2026

Make: GMC

Model: 1500 Sierra

Crew Cab Short Box, 4WD-TK10543

PEG: SLE-3SA

Primary Color: Summit White-GAZ

Trim: 3SA/3SB/3VL/1SA--Cloth, Jet Black, Interior Trim-H0U

Engine: Engine: TurboMax High Output-L3B

Transmission: 8-Speed Automatic-MFC

Event Code: 4200-Shipped

Order #: FMMSG2

MSRP: \$55,645.00

Order Type: TRE-Retail Stock

Stock #: G72677

Inventory Status: Available

Additional Vehicle Information

Vehicle Options

Chargeable Options

Option Package Discount-1SZ

MSRP

-\$1,350.00

No Cost Options

8-Speed Automatic-MFC

Engine: TurboMax High Output-L3B

Federal Emissions-FE9

GVW Rating 7000 Lbs-C5W

Rear Axle: 3.42 Ratio-GU6

Wheels: 17" 6-Spoke, Bright Silver Painted Aluminum-Q5U

Sale Price \$53,369.00

Rebate - \$ 3,500.00

Final Price \$49,869.00

This vehicle could qualify for the \$3,500 Tradein Rebate

Other Options

110 Volt Electrical Receptacle, In P/U Box-KC9
2-USBs, Second Row Charge/Data Ports-UBI

4G LTE Wi-Fi Hotspot capable-VV4
Alternator, 220 AMP-KW5
Automatic Emergency Braking-UHY
Bumper, Front, Chrome-V46
COUNTRY UNITED STATES OF AMERICA (USA)-EF7
Chrome Caps for Outside Mirrors-DP9
Cruise Control-K34
Defogger, Rear Window Electric-C49
Floor Covering: Carpet, Color Keyed-B30
Floor Mats, Front, Rubberized Vinyl-B32
Following Distance Indicator-UE4
Headlamps, Intellibeam-TQ5
Heated Steering Wheel-KI3
Interior Trim, Jet Black-4AA
Lane Keep Assist/Departure Warning-UHX
Lock, Spare Tire-SAF

Mirrors, O/S: Power, Heated-DLF
OnStar Communication System-UE1
Power Seat Adjuster (Driver's Side)-A2X
RESTRAINT PROVISIONS ADJUSTABLE GUIDE LOOP-AVI
Rear Vision Camera, HD-UVB
Remote Start Package-B59
SALES PACKAGE CONVENIENCE-ZL3
SLE Convenience Package-PCQ
SLE Value Package-PDU
Sales Stock Orders-SLM

Sensor, Forward Collision Alert-UEU
SiriusXM Satellite Radio (subscription)-U2K
Steering Column, Manual Tilt & Telescoping-N37
Suspension Package-Z85

Theft Protection System, Unauthorized Entry-UTJ
Tires: 255/70 R17 All Season, Blackwall-QBN
Transfer Case: Active, Single Speed, Rotary Dial Ctrl-NP0

120 Volt Electrical Receptacle, In Cab-KI4
3SA/3SB/3VL/1SA--Cloth, Jet Black, Interior Trim-H0U
Aero Shutters, front grille-WMI
Auto Locking Differential, Rear-G80
Body: Pick-Up Bed-E63
Bumper, Rear, Chrome Step-VJH
Carbon Fiber Bed/Box--Not Desired-E35

Climate Control, Electronic - Dual-zone-CJ2
Deep Tinted Glass-AKO
Engine Sound Enhancement-NKD
Floor Mats, 2nd Row, Rubberized Vinyl-B33
Focused Ordering Configuration-RFQ
GMC Pro Safety-PDI
Heated Seats, Front-KA1
Integrated Trailer Brake Controller-JL1
Keyless Start-BTM
Lighting, Cargo Box, LED-UF2
MARKETING AREA US, PUERTO RICO/USVI-MAH
Nameplate - GMC-Z88
Power Door Locks-AU3
Premium GMC Infotainment system-IOK
Radio Controls -Steering Wheel-UK3

Recovery Hooks-V76
Remote Vehicle Starter System-BTV
SLE-3SA
SLE Heated Package-ZM9
STEERING COLUMN LOCK ELECTRICAL-N06
Seats: Front 40/20/40 Split-Bench, Full Feature-AZ3
Sensor, Front Pedestrian Braking-UKJ
Standard Tailgate-QK1
Summit White-GAZ

Tailgate Function--Manual w/ Assist, Pwr Release-QT5
Tire, Spare: 255/70 R17 All Season, Blackwall-QBR
Trailer Package-Z82
VIN MODEL YEAR 2026-WNO

"~" indicates vehicle belongs to Trading Partner's inventory

Disclaimer:

GM has tried to make the pricing information provided in this summary accurate. Please refer to actual vehicle invoice, however, for complete pricing information. GM will not make any sales or policy adjustments in the case of inaccurate pricing information in this summary.



RSD Board of Education Agenda Template

Templates serve to provide background information regarding agenda items.

Board Meeting Date: February 10, 2026
Item Title: Financial Reports for Period 7
Responsible Administrator: Justin Robertson
Strategic Plan Priority: Financial Stability

Background:

Financial Reports will be information only.

RUSSELLVILLE SCHOOL DISTRICT
 DETAILED STATEMENT OF CHANGES IN FUND BALANCES
 FOR PERIODS 1 THROUGH 7 OF 26

SELECTION CRITERIA: orgn.fund like '[124]%'

FUND/SF	FUND TITLE	BEG BALANCE	REVENUE	NON-REVENUE	NON-EXPEND	EXPENDITURES	END BALANCE
1000	TEACHER SALARY FUND	.00	.00	.00	.00	14,231,004.64	-14,231,004.64
1001	OTHER TEACHER SALARY	.00	.00	.00	.00	27,088.74	-27,088.74
1004	PREK SALARY	.00	.00	.00	.00	.00	.00
1005	BETTER BEGINNINGS	.00	.00	.00	.00	.00	.00
1006	PRRES PRIVATE PAY	.00	.00	.00	.00	25,150.02	-25,150.02
1014	PERFM ARTS TCH SALAR	.00	.00	.00	.00	.00	.00
1201	AUDULT ED {ABE} TEAC	.00	.00	.00	.00	.00	.00
1202	ADULT ED {GAE} TEACH	.00	.00	.00	.00	92,907.17	-92,907.17
1214	MERIT TEACHER INCENT	.00	.00	.00	.00	55,556.44	-55,556.44
1217	STUDENT GROWTH FUND	.00	.00	.00	.00	.00	.00
1218	DECLINING ENROLLMENT	.00	.00	.00	.00	.00	.00
1220	ADE NBC SALARY	.00	.00	.00	.00	.00	.00
1223	PROFESSIONAL DEVELOP	.00	.00	.00	.00	.00	.00
1227	CCRPP	.00	.00	.00	.00	.00	.00
1229	NAT'L BOARD	.00	.00	.00	.00	.00	.00
1232	AR SCHOOL RECOGNITIO	.00	.00	.00	.00	.00	.00
1240	SUPV GRANT	.00	.00	.00	.00	.00	.00
1244	ESY	.00	.00	.00	.00	53,204.76	-53,204.76
1246	PATHWISE	.00	.00	.00	.00	90.00	-90.00
1260	STATE EARLY CHILD SP	.00	.00	.00	.00	.00	.00
1262	EIDT TEACHER FUND	.00	.00	.00	.00	106,891.88	-106,891.88
1271	GT - ADVANCED PLACEM	.00	.00	.00	.00	.00	.00
1275	ALE	.00	.00	.00	.00	.00	.00
1276	ELL ENG LAN	.00	.00	.00	.00	127,817.55	-127,817.55
1281	ESA	.00	.00	.00	.00	88,413.99	-88,413.99
1282	NSLA MATCH GRANT	.00	.00	.00	.00	517,500.85	-517,500.85
1293	SEC WORKFORCE	.00	.00	.00	.00	31,900.02	-31,900.02
1365	ABC	.00	.00	.00	.00	.00	.00
1382	SMART START - MATH	.00	.00	.00	.00	229,817.91	-229,817.91
1941	ADE COMP SCI SALARY	.00	.00	.00	.00	.00	.00
TOTAL	TEACHER SALARY FUND	.00	.00	.00	.00	15,587,343.97	-15,587,343.97
2000	OPERATING FUND	158.02	.00	.00	.00	10,796,918.69	-10,796,760.67
2001	OTHER OP FUND	12,117,915.86	41,147,545.98	24,864.23	.00	6,049,930.90	47,240,395.17
2002	ASBOA	.00	.00	.00	.00	.00	.00
2004	QUALITY PRESCHOOL VO	.00	.00	.00	.00	.00	.00
2005	BETTER BEGINNINGS	.00	.00	.00	.00	.00	.00
2006	PRESCHOOL PRIVATE PA	125,474.84	53,280.00	.00	.00	39,554.61	139,200.23
2007	ABC ENHANCEMENT GRAN	.00	.00	.00	.00	.00	.00
2008	PRE-K SNACK	.00	.00	.00	.00	.00	.00
2011	SREB GRANT	.00	.00	.00	.00	.00	.00
2014	PERFORMING ARTS CENT	114,490.62	9,627.18	.00	.00	11,084.50	113,033.30
2201	ADULT BASIC EDUCATION	31,430.13	182,902.51	.00	7,834.00	122,976.97	83,521.67
2202	ADULT GENERAL ED	5,017.44	106,285.29	.00	19,366.76	66,057.66	25,878.31
2205	OTHER ADULT EDUCATIO	4,829.46	26,622.11	.00	1,936.85	31,117.62	-1,602.90
2214	MERIT INCENTIVE OPER	.00	.00	.00	.00	.00	.00
2217	STUDENT GROWTH FUNDI	.00	.00	.00	.00	.00	.00
2218	DECLINING ENROLLMENT	.00	144,582.00	.00	.00	.00	144,582.00
2220	ADE NBC BENEFITS	.00	.00	.00	.00	.00	.00
2223	PROFESSIONAL DEVELOP	12,965.94	219,023.12	.00	.00	57,694.38	174,294.68

RUSSELLVILLE SCHOOL DISTRICT
 DETAILED STATEMENT OF CHANGES IN FUND BALANCES
 FOR PERIODS 1 THROUGH 7 OF 26

SELECTION CRITERIA: orgn.fund like '[124]%'

FUND/SF	FUND TITLE	BEG BALANCE	REVENUE	NON-REVENUE	NON-EXPEND	EXPENDITURES	END BALANCE
2227	CCRPP	.00	.00	.00	.00	.00	.00
2229	NATIONAL BOARD NBPTS	.00	.00	.00	.00	.00	.00
2232	AR SCHOOL RECOGNITIO	18,015.36	64,354.42	.00	.00	.00	.00
2234	DISTANCE LEARNING	.00	.00	.00	.00	4,188.75	78,181.03
2239	RISE ACADEMIES	9,337.68	.00	.00	.00	.00	.00
2240	SP ED SUP	64,340.63	.00	.00	.00	.00	9,337.68
2244	ESY	13,491.62	222.00	.00	.00	13,433.06	50,907.57
2246	TRAVELING TEACHER PG	189.51	.00	.00	.00	20.38	13,693.24
2247	PROFESSIONAL LEARNIN	33,277.75	.00	.00	.00	.00	189.51
2255	CHILDREN W/ DISABILI	.00	.00	.00	.00	33,277.00	.75
2260	STATE EARLY CHILD SP	75,799.66	136,510.44	.00	.00	.00	.00
2262	EIDT	.00	.00	.00	.00	50,725.90	161,584.20
2265	CATASTROPHIC LOSS FN	367,564.25	.00	.00	.00	.00	.00
2271	GT-ADVANCED PLACEMEN	16,989.15	25,230.00	.00	.00	79,312.36	288,251.89
2272	AP STATISTICS	.00	.00	.00	.00	3,159.63	39,059.52
2275	ALE	17,996.11	246,640.00	.00	.00	.00	.00
2276	ELL	16,563.25	392,250.00	.00	.00	34,532.39	230,103.72
2281	ESA	63,268.36	1,055,214.00	.00	.00	88,625.36	320,187.89
2282	NSL MATCH GRANT	53,327.92	68,077.67	.00	.00	256,015.17	862,467.19
2293	SECONDARY WORKFORCE	.00	.00	.00	.00	28,798.61	92,606.98
2340	CAREER NEW PROG STAR	.00	.00	.00	.00	.00	.00
2341	CAREER MODERNIZATION	.00	.00	.00	.00	.00	.00
2365	ABC	3,195.67	621,789.00	.00	.00	.00	.00
2366	CHILDCARE BLOCK GRAN	29,295.00	.00	.00	.00	197,470.70	427,513.97
2382	SMART START - MATH	.00	.00	.00	.00	10,722.73	18,572.27
2390	PHONE FREE SCHOOL	.00	.00	.00	.00	.00	.00
2397	SCHOOL SAFETY GRANT	.00	280,957.33	.00	.00	.00	.00
2398	AR GAME & FISH COMMI	1,407.51	.00	.00	.00	280,957.33	.00
2902	RUSSELLVILLE SBHC	85,795.69	.00	.00	.00	.00	1,407.51
2903	PATHWISE MENTORING G	.00	52,947.30	.00	.00	265,867.26	-180,071.57
2931	BROADBAND	.00	.00	.00	.00	52,947.30	.00
2940	CAREER PATHWAY	.00	.00	.00	.00	.00	.00
2941	AP COMPUTER SCIENCE	1,015.01	.00	.00	.00	.00	.00
2946	COMP SCI INITIATI	2,725.50	.00	.00	.00	.00	1,015.01
TOTAL	OPERATING FUND	13,285,877.94	44,834,060.35	24,864.23	29,137.61	18,575,389.26	39,540,275.65
4000	DEBT SERVICE FUND	.00	.00	.00	3,820,000.00	744,402.31	-4,564,402.31
TOTAL	DEBT SERVICE FUND	.00	.00	.00	3,820,000.00	744,402.31	-4,564,402.31
TOTAL		13,285,877.94	44,834,060.35	24,864.23	3,849,137.61	34,907,135.54	19,388,529.37

ARKANSAS PUBLIC SCHOOL COMPUTER NETWORK
 DATE: 02/04/2026
 TIME: 09:12:02

RUSSELLVILLE SCHOOL DISTRICT
 DETAILED STATEMENT OF CHANGES IN FUND BALANCES
 FOR PERIODS 1 THROUGH 7 OF 26

PAGE NUMBER: 1
 MODULE NUM: STATMN9EAR

SELECTION CRITERIA: orgn.fund like '3%'

FUND/SF	FUND TITLE	BEG BALANCE	REVENUE	NON-REVENUE	NON-EXPEND	EXPENDITURES	END BALANCE
3000	BUILDING FUND	.00	.00	.00	.00	.00	.00
3001	BUILDING FUND 2	822.79	.00	.00	822.79	.00	.00
3002	BUILDING FUND 3	1,299.10	.00	.00	1,299.10	.00	.00
3003	BUILDING FUND 4	.00	.00	.00	.00	.00	.00
3004	INDOOR PRACTICE FACI	.00	.00	.00	.00	.00	.00
3005	RMS ROOFING PROJECT	.00	.00	.00	.00	.00	.00
3006	BOND ATHLETIC ARENA	1,704.15	.00	.00	1,704.15	.00	.00
3007	BOND SUMMER PROJECTS	.00	.00	.00	.00	.00	.00
3008	FUTURE PROJECTS	6,315,976.49	151,316.13	2,707,911.17	.00	908,853.15	8,266,350.64
3099	QSCB	872,672.03	.00	.00	.00	.00	872,672.03
3198	QSCB	.00	.00	.00	.00	.00	.00
3200	FUTURE PROJECTS	.00	.00	.00	.00	.00	.00
TOTAL	BUILDING FUND	7,192,474.56	151,316.13	2,707,911.17	3,826.04	908,853.15	9,139,022.67
TOTAL		7,192,474.56	151,316.13	2,707,911.17	3,826.04	908,853.15	9,139,022.67

ARKANSAS PUBLIC SCHOOL COMPUTER NETWORK
DATE: 02/04/2026
TIME: 09:12:14

RUSSELLVILLE SCHOOL DISTRICT
DETAILED STATEMENT OF CHANGES IN FUND BALANCES
FOR PERIODS 1 THROUGH 7 OF 26

PAGE NUMBER: 1
MODULE NUM: STATMN9EAR

SELECTION CRITERIA: orgn.fund like '5%'

FUND/SF	FUND TITLE	BEG BALANCE	REVENUE	NON-REVENUE	NON-EXPEND	EXPENDITURES	END BALANCE
5000	CAPITAL OUTLAY FUND	1,851,534.05	1,115,187.34	.00	.00	809,475.72	2,157,245.67
	TOTAL CAPITAL OUTLAY FUND	1,851,534.05	1,115,187.34	.00	.00	809,475.72	2,157,245.67
TOTAL		1,851,534.05	1,115,187.34	.00	.00	809,475.72	2,157,245.67

RUSSELLVILLE SCHOOL DISTRICT
 DETAILED STATEMENT OF CHANGES IN FUND BALANCES
 FOR PERIODS 1 THROUGH 7 OF 26

SELECTION CRITERIA: orgn.fund like '6%'

FUND/SF	FUND TITLE	BEG BALANCE	REVENUE	NON-REVENUE	NON-EXPEND	EXPENDITURES	END BALANCE
6201	CHILDCARE BLOCK GRAN	6,000.00	.00	.00	.00	.00	6,000.00
6203	CHILDCARE BLOCK GRAN	283,673.00	164,742.00	.00	.00	44,295.61	404,119.39
6430	JROT	493.21	33,438.50	.00	.00	35,117.92	-1,186.21
6465	FEMA SAFE ROOM PROJE	.00	.00	.00	.00	.00	.00
6467	HURRICAN RELIEF	.00	.00	.00	.00	.00	.00
6501	ESEA TITLE I	.00	618,344.58	.00	.00	734,754.61	-116,410.03
6502	ESEA MIGRANT	.00	.00	.00	.00	.00	.00
6511	ARRA-ESEA STBL	.00	.00	.00	.00	.00	.00
6516	ARRA/TITE1/A	.00	.00	.00	.00	.00	.00
6519	EDUCATION JOBS FUND	.00	.00	.00	.00	.00	.00
6520	TITLE V	.00	.00	.00	.00	.00	.00
6521	ARRA/IDEA	.00	.00	.00	.00	.00	.00
6522	TITLE VI CSR	.00	.00	.00	.00	.00	.00
6530	HOMELESS CHILDREN	.00	20,691.08	.00	.00	23,825.35	-3,134.27
6535	CHARTER GRANT	.00	.00	.00	.00	.00	.00
6540	JTPA	.00	.00	.00	.00	.00	.00
6556	HEALTHY SCHOOLS	.00	.00	.00	.00	.00	.00
6560	CARES PREK	60,453.30	.00	.00	.00	.00	60,453.30
6562	AR DHS CCD (VOUCHER)	110,001.77	.00	.00	.00	7,382.66	53,070.64
6563	DHS/BETTER BEGINNING	45,750.00	.00	.00	.00	48,842.89	61,158.88
6570	VOC.FEDERAL/CARL PER	.00	106,907.81	.00	.00	459.00	45,291.00
6571	LEADERSHIP PROJECTS	.00	.00	.00	.00	131,390.58	-24,482.77
6573	CTE MODERNIZATION GR	.00	.00	.00	.00	.00	.00
6577	CTE CERTIFICATION GR	.00	.00	.00	.00	.00	.00
6578	TITLE III GOALS 2000	.00	.00	.00	.00	1,077.50	-1,077.50
6595	TITLE IID	.00	.00	.00	.00	.00	.00
6596	ENHANCING ED/TECHNOL	.00	.00	.00	.00	.00	.00
6600	DIRECT & EQUITABLE	10,832.71	57,245.42	.00	9,122.17	80,123.57	-21,167.61
6601	EL/CIVICS AWARD	.00	.00	.00	.00	.00	.00
6606	GEER GRANT	.00	.00	.00	.00	.00	.00
6608	ESSER ADULT ED	.00	.00	.00	.00	.00	.00
6610	CORRECTIONAL AD ED	.00	.00	.00	.00	.00	.00
6630	E & T PROGRAM	.00	.00	.00	.00	.00	.00
6636	ADULT ED EL CIVICS	.00	.00	.00	.00	.00	.00
6700	VI-6 PASSTHROUGH	.00	.00	.00	.00	.00	.00
6701	TITLE VI-B AREA SERV	.00	.00	.00	.00	.00	.00
6702	TITLE VI-B PASSTHROU	.00	468,048.34	.00	.00	560,350.51	-92,302.17
6703	ARP	.00	.00	.00	.00	.00	.00
6704	ARP EARLY CHILDHOOD	.00	.00	.00	.00	.00	.00
6710	FED. EARLY CHILD SPE	.00	27,812.60	.00	.00	33,461.71	-5,649.11
6719	ESSER	.00	.00	.00	.00	.00	.00
6720	SLIVER GRANT	.00	.00	.00	.00	.00	.00
6721	ARRA/IDEA	.00	.00	.00	.00	.00	.00
6722	ARRA/IDEA/CEIS	.00	.00	.00	.00	.00	.00
6750	MEDICAID SP ED	622,395.15	299,043.12	.00	.00	628,581.77	292,856.50
6751	MEDICAID REGULAR	.00	.00	.00	.00	.00	.00
6752	MEDICAID ADMIN CLAIM	691,370.77	.00	.00	.00	134,663.33	556,707.44
6754	IMMIGRANTSUB-GRANT	.00	.00	.00	.00	.00	.00
6755	MATH & SCIENCE EISEN	.00	.00	.00	.00	.00	.00
6756	TITLE IIA IMPR TEACH	.00	45,174.43	.00	.00	58,138.32	-12,963.89

RUSSELLVILLE SCHOOL DISTRICT
 DETAILED STATEMENT OF CHANGES IN FUND BALANCES
 FOR PERIODS 1 THROUGH 7 OF 26

SELECTION CRITERIA: orgn.fund like '6%'

FUND/SF	FUND TITLE	BEG BALANCE	REVENUE	NON-REVENUE	NON-EXPEND	EXPENDITURES	END BALANCE
6758	TITLE III SUB GRANT	.00	329.67	.00	.00	329.67	.00
6761	TITLE III ENG LANGUA	22,968.76	6,964.34	.00	.00	37,276.33	-7,343.23
6765	TITLE III GOALS 2000	.00	.00	.00	.00	.00	.00
6766	SAFE SCH/HEALTHY STU	.00	.00	.00	.00	.00	.00
6767	ALCOHOL ABUSE REDUCT	.00	.00	.00	.00	.00	.00
6768	ARP	.00	.00	.00	.00	.00	.00
6774	COVID EMERGENCY LEAV	.00	.00	.00	.00	.00	.00
6778	AR AWARE ADVANCED MI	.00	.00	.00	.00	.00	.00
6779	STRONGER CONNECTION	.00	49,057.30	.00	.00	49,057.30	.00
6780	CARES/ESSER I	.00	.00	.00	.00	.00	.00
6781	CARES/ESSER II	.00	.00	.00	.00	.00	.00
6784	TITLE V	.00	.00	.00	.00	.00	.00
6786	TITLE IV	.00	80,295.08	.00	.00	91,834.52	-11,539.44
6787	SEL GRANT	.00	.00	.00	.00	.00	.00
6788	PRESCHOOL DEVELOPMEN	83,172.61	75,515.44	.00	.00	109,553.25	49,134.80
6791	S.O.A.R. GRANT	.00	.00	.00	.00	.00	.00
6795	ARP ESSER	.00	.00	.00	.00	.00	.00
6797	EARLY HEAD START	.00	.00	.00	.00	.00	.00
6802	MODERNIZATION STBL	.00	.00	.00	.00	.00	.00
6803	ARRA/RENOV STBL	.00	.00	.00	.00	.00	.00
6804	ARRA/REPAIR STBL	.00	.00	.00	.00	.00	.00
6805	SOF	.00	.00	.00	.00	.00	.00
6807	ARRA/INNV GRTS	.00	.00	.00	.00	.00	.00
6809	ARP ESSER ABC STIPEN	36.75	.00	.00	.00	.00	36.75
6811	ARKANSAS THRIVE	.00	.00	.00	.00	.00	.00
6815	CLEAN DIESEL GNT GO	.00	.00	.00	.00	.00	.00
6819	SCHOOL HEALTH SERVIC	.00	.00	.00	.00	.00	.00
6834	PHONE FREE SCHOOL GR	.00	.00	.00	.00	.00	.00
6852	NAEP PARTICIPATION G	.00	200.00	.00	.00	.00	200.00
6861	PRESCHOOL DEVELOPMEN	.00	.00	.00	.00	9,969.95	-9,969.95
6903	PATHWISE MENTORING G	.00	.00	.00	.00	.00	.00
TOTAL	FEDERAL GRANTS FUND	1,937,148.03	2,053,809.71	.00	9,122.17	2,820,486.35	1,161,349.22
TOTAL		1,937,148.03	2,053,809.71	.00	9,122.17	2,820,486.35	1,161,349.22

ARKANSAS PUBLIC SCHOOL COMPUTER NETWORK
 DATE: 02/04/2026
 TIME: 09:12:41

RUSSELLVILLE SCHOOL DISTRICT
 DETAILED STATEMENT OF CHANGES IN FUND BALANCES
 FOR PERIODS 1 THROUGH 7 OF 26

PAGE NUMBER: 1
 MODULE NUM: STATMN9EAR

SELECTION CRITERIA: orgn.fund like '8%'

FUND/SF	FUND TITLE	BEG BALANCE	REVENUE	NON-REVENUE	NON-EXPEND	EXPENDITURES	END BALANCE
8000	FOOD SERVICE FUND	585,783.68	2,167,130.39	.00	.00	1,806,422.21	946,491.86
8004	SNACK REIMB CACFP	.00	.00	.00	.00	.00	.00
8017	FOOD SERVICE CRAWFOR	.00	.00	.00	.00	.00	.00
8018	FOOD SERVICE DWIGHT	.00	.00	.00	.00	.00	.00
8019	FOOD SERVICE LONDON	.00	.00	.00	.00	.00	.00
8020	FOOD SERVICE OAKLAND	.00	.00	.00	.00	.00	.00
8021	FOOD SERVICE SEQUOYA	.00	.00	.00	.00	.00	.00
8022	FOOD SERVICE RMS	.00	.00	.00	.00	.00	.00
8023	FOOD SERVICE RJHS	.00	.00	.00	.00	.00	.00
8024	FOOD SERVICE RHS	.00	.00	.00	.00	.00	.00
8025	FOOD SERVICE CENTER	.00	.00	.00	.00	.00	.00
8026	FOOD SERVICE UE5	.00	.00	.00	.00	.00	.00
8028	FOOD SERVICE GARDNER	.00	.00	.00	.00	.00	.00
8056	CNU EMERGENCY OPS	.00	.00	.00	.00	.00	.00
8058	SUPPLY CHAIN ASSISTA	.00	.00	.00	.00	.00	.00
8059	SUPPLY CHAIN ASSISTA	.00	.00	.00	.00	.00	.00
8060	SUPPLY CHAIN ASSISTA	.00	.00	.00	.00	.00	.00
8061	SUPPLY CHAIN ASSISTA	.00	.00	.00	.00	.00	.00
8657	FFVP	14,397.90	33,523.75	.00	.00	23,697.71	24,223.94
8672	ARRA-SCHL LUNCH EQUI	.00	.00	.00	.00	.00	.00
TOTAL	FOOD SERVICE FUND	600,181.58	2,200,654.14	.00	.00	1,830,119.92	970,715.80
TOTAL		600,181.58	2,200,654.14	.00	.00	1,830,119.92	970,715.80

ARKANSAS PUBLIC SCHOOL COMPUTER NETWORK
DATE: 02/04/2026
TIME: 09:06:50

RUSSELLVILLE SCHOOL DISTRICT
DETAILED STATEMENT OF CHANGES IN FUND BALANCES
FOR PERIOD 7 OF 26

PAGE NUMBER: 1
MODULE NUM: STATMN9EAR

SELECTION CRITERIA: orgn.fund='7998'

FUND/SF	FUND TITLE	BEG BALANCE	REVENUE	NON-REVENUE	NON-EXPEND	EXPENDITURES	END BALANCE
7998	ATHLETIC GATE RECEIP	-707.61	10,948.02	.00	1,200.00	8,694.93	345.48
	TOTAL ACTIVITY FUND	-707.61	10,948.02	.00	1,200.00	8,694.93	345.48
	TOTAL	-707.61	10,948.02	.00	1,200.00	8,694.93	345.48

Russellville School District

Legal Balance History: Period 7 (January) of FY 2026

	BALANCE FYE 17	BALANCE FYE 18	BALANCE FYE 19	BALANCE FYE 20	BALANCE FYE 21	BALANCE FYE 22	BALANCE FYE 23	BALANCE FYE 24	BALANCE FYE 25	BALANCE FYE 26	CHANGE 24 TO 25
JULY 31	8,425,570	8,683,139	7,629,703	8,028,707	9,762,524	10,959,660	10,757,691	11,173,371	11,600,578	12,632,741	1,032,163
AUGUST 31	6,800,605	6,809,166	5,137,094	5,417,502	7,776,115	7,513,485	8,095,979	9,264,004	10,351,045	10,205,469	(145,576)
SEPTEMBER 30	10,456,996	11,525,860	9,726,575	9,941,494	13,045,950	6,357,356	14,096,579	8,016,588	8,847,064	8,452,531	(394,533)
OCTOBER 31	16,910,866	17,924,127	15,868,798	16,164,844	18,541,533	19,172,024	20,348,128	22,638,203	23,983,774	23,068,212	(915,562)
NOVEMBER 30	15,394,110	15,783,508	14,676,918	14,461,570	17,901,148	17,892,299	18,862,717	21,491,084	22,770,298	21,929,032	(841,266)
DECEMBER 31	13,881,806	14,337,100	12,747,600	13,750,420	16,733,901	17,527,100	18,754,413	21,297,052	24,504,240	23,705,910	(798,329)
JANUARY 31	10,828,400	11,222,263	10,789,860	11,712,743	14,103,208	14,867,061	14,424,247	18,027,040	19,589,992	19,388,529	(201,462)
FEBRUARY 28	9,122,584	9,140,944	8,381,776	9,428,855	12,031,210	12,529,745	11,515,923	15,445,220	16,383,142		
MARCH 31	8,214,661	8,146,344	7,240,019	7,975,333	10,725,528	11,809,981	10,804,614	13,908,285	15,169,011		
APRIL 30	11,625,747	10,432,093	9,635,703	13,129,641	17,541,692	18,204,664	17,274,031	20,237,050	17,537,501		
MAY 31	12,019,967	11,874,104	10,577,580	12,623,675	15,809,217	15,944,645	15,137,871	17,276,238	18,707,911		
JUNE 30	11,005,124	8,827,355	8,933,131	10,450,270	11,781,025	13,333,591	13,139,111	13,128,886	13,213,602		
AVERAGE	11,223,870	11,225,500	10,112,063	11,090,421	13,812,754	13,842,634	14,434,275	15,991,918	16,888,180	17,054,632	

ARKANSAS PUBLIC SCHOOL COMPUTER NETWORK
 DATE: 02/04/2026
 TIME: 10:15:40

RUSSELLVILLE SCHOOL DISTRICT
 SUMMARY EXPENDITURE STATUS REPORT (BOARD FORMAT)

PAGE NUMBER: 1
 EXPSTA11

SELECTION CRITERIA: exp|edgr.key_orgn like '[124]%'
 ACCOUNTING PERIOD: 7/26

ACCOUNT	TITLE	BUDGET	PERIOD EXPENDITURES	ENCUMBRANCES OUTSTANDING	YEAR TO DATE ENC + EXP	AVAILABLE BALANCE	YTD/ BUD
61110	SALARY-CERTIFIED	29,941,760.10	2,383,811.43	.00	15,092,930.69	14,848,829.41	50.41
61120	SLRY-CLS	9,549,552.71	777,743.12	.00	4,986,261.57	4,563,291.14	52.21
61210	TEMP-CERTIFIED	.00	.00	.00	.00	.00	.00
61220	TEMP-CLASSIFIED	22,324.80	1,997.32	.00	12,044.76	10,280.04	53.95
61320	OVERTIME PAY	170,970.79	11,896.63	.00	87,884.90	83,085.89	51.40
61500	TCHR WKSHOP	.00	.00	.00	265.78	-265.78	.00
61510	BONUS/CERTIFIED	.00	.00	.00	486,500.00	-486,500.00	.00
61520	BONUS/CLASSIFIED	45,900.00	.00	.00	305,000.00	-259,100.00	664.49
61600	WORKSHOPS	.00	.00	.00	.00	.00	.00
61610	ONSITE DIR STIPEND	.00	.00	.00	.00	.00	.00
61620	WORKSHOPS/CLASSIFIED	.00	.00	.00	.00	.00	.00
61710	SUBSTITUTES-CERTIFIED	.00	.00	.00	.00	.00	.00
61720	SUBSTITUTES-CLASSIFIED	.00	.00	.00	.00	.00	.00
61810	UNUSED SICK-CERTIFIED	.00	.00	.00	.00	.00	.00
61819	CERT UNUSED SICK LV	9,917.16	.00	.00	8,170.00	-8,170.00	.00
61820	UNUSED SICK-CLASSIFIED	.00	.00	.00	.00	9,917.16	.00
61829	CLS UNUSED SICK LV	.00	.00	.00	.00	.00	.00
61839	CERT UNUSED VACATION LV	36,493.69	.00	.00	.00	36,493.69	.00
61840	UNUSED VAC PAY CLASS	.00	.00	.00	.00	.00	.00
61849	CLS UNUSED VACATION LV	.00	.00	.00	.00	.00	.00
61960	CRT UNUSED VAC	.00	.00	.00	.00	.00	.00
61961	UNUSED VACATION CLS	.00	.00	.00	.00	.00	.00
62100	GRP INSURANCE	.00	.00	.00	.00	.00	.00
62110	GRP INS-CERTIFIED	28,690.18	383.58	.00	2,344.50	26,345.68	8.17
62120	GRP INS-CLS	4,137.90	199.32	.00	1,273.13	2,864.77	30.77
62200	SOC SEC	.00	.00	.00	.00	.00	.00
62210	SOC SEC-CERTIFIED	1,820,563.73	140,029.14	.00	920,759.02	899,804.71	50.58
62220	SOC SEC-CLS	576,681.28	46,776.41	.00	320,144.17	256,537.11	55.51
62260	MEDICARE-CERTIFIED	431,991.88	32,748.73	.00	215,338.83	216,653.05	49.85
62270	MEDCARE-CLS	134,535.44	10,939.71	.00	74,872.67	59,662.77	55.65
62310	TCH RET CONT-CERTIFIED	4,525,030.28	355,957.73	.00	2,329,141.10	2,195,889.18	51.47
62320	TCH RET CONT-CLS	1,456,626.91	120,360.14	.00	818,002.63	638,624.28	56.16
62321	ATRS SURCHARGE	87,709.01	6,458.31	.00	40,765.54	46,943.47	46.48
62510	UNEMPLY COMP-CERT	.00	.00	.00	.00	.00	.00
62520	UNEMPLY COMP-CLS	602,296.95	.00	.00	1,121.00	601,175.95	.19
62610	WK'S COMP-CERTIFIED	20,193.65	.00	.00	.00	20,193.65	.00
62620	WK'S COMP-CLS	5,901.29	.00	.00	.00	5,901.29	.00
62710	HLTH BENE.CERTIFIED	2,101,043.63	125,417.95	.00	548,180.49	1,552,863.14	26.09
62711	CRT PREMIUM ASSISTNCE EBD	81,147.81	5,282.13	.00	31,959.71	49,188.10	39.38
62720	HLTH BENE.CLS	605,290.82	63,756.00	.00	279,355.19	325,935.63	46.15
62721	CLS PREM ASSISTANCE EBD	23,442.13	1,756.18	.00	9,666.89	13,775.24	41.24
62820	PUB RET.CONTR-CLS	.00	.00	.00	.00	.00	.00
62910	OTHER BENEFITS-CERTIFIED	.00	.00	.00	.00	.00	.00
62920	OTHER BENEFITS-CLASSIFIED	.00	.00	.00	.00	.00	.00
63120	MANAGEMENT SERVICES	.00	.00	.00	.00	.00	.00
63130	BOARD OF ED SERVICES	.00	.00	.00	.00	.00	.00
63200	PROFESSIONAL-EDUCATIONAL	.00	.00	.00	.00	.00	.00
63210	PS/CONSLT	611,077.00	6,656.25	.00	64,097.04	546,979.96	10.49
63220	PUR SERV	980,600.00	69,686.53	.00	395,068.30	585,531.70	40.29
63221	GAE PS GRAD	.00	.00	.00	.00	.00	.00
63230	COUNSULTING/EDUCATIONAL	40,000.00	12,100.00	4,500.00	59,400.00	-19,400.00	148.50
63240	STUDENT ASSESSMENT	.00	.00	.00	.00	.00	.00
63300	OTHER PROFESSIONAL	.00	.00	.00	.00	.00	.00
63310	CERTIFIED	118,000.00	2,410.00	750.00	59,491.90	58,508.10	50.42

SELECTION CRITERIA: expledgr.key_orgn like '[124]%'
 ACCOUNTING PERIOD: 7/26

ACCOUNT	TITLE	BUDGET	PERIOD EXPENDITURES	ENCUMBRANCES OUTSTANDING	YEAR TO DATE ENC + EXP	AVAILABLE BALANCE	YTD/BUD
63320	CLASSIFIED	22,820.00	750.00	4,320.00	7,845.00	14,975.00	34.38
63410	PUPIL SERVICES	3,550.00	.00	.00	325.75	3,224.25	9.18
63420	ENGINEERING	.00	.00	.00	.00	.00	.00
63430	ACCOUNTING	.00	.00	.00	.00	.00	.00
63431	FINANCIAL AUDITS	.00	2,810.00	.00	3,785.00	-3,785.00	.00
63441	LEGAL-LITIGATION-DEFENSE	.00	.00	.00	2,650.59	-2,650.59	.00
63445	LEGAL-RESEARCH/OPINION	70,500.00	.00	.00	30,329.20	40,170.80	43.02
63450	OTHER PROF/MEDICAL	164,000.00	1,563.00	.00	6,977.10	157,022.90	4.25
63470	ARCHITECTURAL	.00	.00	.00	.00	.00	.00
63480	SECURITY	218,000.00	2,179.91	.00	70,488.91	147,511.09	32.33
63490	OTHER PROF SERV	.00	.00	.00	80.00	-80.00	.00
63491	PROFESSIONAL ADVERTISING	.00	.00	.00	.00	.00	.00
63510	DATA ENTRY/PROCESSING	3,000.00	.00	.00	.00	3,000.00	.00
63511	DOCUMENT SHREDDING	.00	.00	.00	.00	.00	.00
63530	SOFTWARE MAINT & SUPPORT	147,966.00	3,256.92	.00	14,185.43	133,780.57	9.59
63550	SOFTWARE LICENSE RENEWAL	.00	.00	.00	.00	.00	.00
63590	OTHER TECHNICAL SERVICES	.00	.00	.00	.00	.00	.00
63900	OTHER PURC PROF/TECH SVS	32,650.00	1,887.88	.00	2,698.84	29,951.16	8.27
63902	EVENT SUPPORT	15,000.00	.00	.00	2,587.50	12,412.50	17.25
63903	FMLA ADMINISTRATION	2,400.00	.00	.00	400.00	2,000.00	16.67
63910	PROFESSIONAL AND TECHNICAL	195,283.00	13,968.11	.00	157,777.63	37,505.37	80.79
63911	INSTRUMENT REPAIRS	59,844.00	6,781.24	.00	20,577.46	39,266.54	34.39
64110	WATER/SEWER	150,000.00	8,639.88	.00	74,121.74	75,878.26	49.41
64210	DISPOSAL/SANITATION	.00	.00	.00	.00	.00	.00
64220	PURCHASE SERV/PROP	.00	.00	.00	.00	.00	.00
64230	CUSTODIAL	.00	.00	.00	.00	.00	.00
64240	LAWN CARE	1,340.00	.00	.00	.00	1,340.00	.00
64300	REPAIR & MAINTENANCE SVS	.00	.00	.00	.00	.00	.00
64310	PUR SVS/PROP	987,121.00	77,807.59	23,826.08	1,671,755.99	-684,634.99	169.36
64320	PUR SVS EQP	37,000.00	4,905.00	654.00	21,071.88	15,928.12	56.95
64400	RENTALS	.00	.00	.00	.00	.00	.00
64410	LND/BDLG RENT	39,600.00	.00	.00	6,300.00	33,300.00	15.91
64420	RENT VEH/EQP	43,636.00	3,860.35	.00	18,701.96	24,934.04	42.86
64430	RENT TECH RELATED EQUIP	.00	.00	.00	.00	.00	.00
64440	TEMPORARY RENTALS	.00	272.80	.00	1,793.98	-1,793.98	.00
64490	OTHER RENTALS	.00	.00	.00	.00	.00	.00
64500	CONST SERV/PROPERTY	.00	.00	.00	.00	.00	.00
64900	OTHER PURC PROPERTY SVS	.00	585.81	.00	4,168.36	-4,168.36	.00
65190	FROM OTHER SOURCES	.00	.00	.00	.00	.00	.00
65210	PROPERTY INSURANCE	772,000.00	.00	.00	771,254.56	745.44	99.90
65220	LIABILITY INSURANCE	45,000.00	.00	.00	.00	45,000.00	.00
65240	FLEET INSURANCE	69,000.00	.00	.00	69,136.00	-136.00	100.20
65250	ACCIDENT INS FOR STUDENTS	28,500.00	.00	.00	.00	28,500.00	.00
65290	OTHER INSURANCE	.00	.00	.00	.00	.00	.00
65310	TELEPHONE	70,010.00	5,315.24	.00	35,935.67	34,074.33	51.33
65320	POSTAGE	115,906.72	4,408.83	919.00	23,187.88	92,718.84	20.01
65330	NETWORK/INTERNET SERVICES	3,300.00	480.51	.00	1,920.46	1,379.54	58.20
65331	BROADBAND	123,300.00	8,359.71	.00	71,585.29	51,714.71	58.06
65400	ADVERTISING	66,825.00	2,969.84	.00	30,712.20	36,112.80	45.96
65500	PRINTING & BINDING	29,015.00	136.25	.00	3,910.90	25,104.10	13.48
65501	PRINTING AND BINDING	.00	.00	.00	.00	.00	.00
65650	INTERM AGENCY-OUT OF STATE	.00	.00	.00	.00	.00	.00
65690	OTHER TUITION	11,000.00	.00	.00	.00	11,000.00	.00
65810	TRVL-CERT-IN DISTRICT	22,876.00	1,118.04	.00	7,860.00	15,016.00	34.36

SELECTION CRITERIA: expledgr.key_orgn like '[124]%'
 ACCOUNTING PERIOD: 7/26

ACCOUNT	TITLE	BUDGET	PERIOD EXPENDITURES	ENCUMBRANCES OUTSTANDING	YEAR TO DATE ENC + EXP	AVAILABLE BALANCE	YTD/ BUD
65820	TRVL-CLS IN DISTRICT	13,800.00	132.08	.00	3,719.93	10,080.07	26.96
65830	TRVL CERT-OUT DISTRICT	62,655.92	860.08	.00	16,720.27	45,935.65	26.69
65840	TRVL CLS OUT DISTRICT	4,600.00	219.44	.00	1,571.37	3,028.63	34.16
65850	TRVL CERT OUT STATE	13,150.00	.00	.00	873.14	12,276.86	6.64
65860	TRVL CLS OUT STATE	1,500.00	.00	.00	1,019.61	480.39	67.97
65870	NON-EMPLOYEE TRAVEL	51,191.84	941.48	.00	3,666.98	47,524.86	7.16
65880	MEALS	32,330.00	238.61	488.14	5,668.94	26,661.06	17.53
65890	LODGING	120,230.96	193.71	9,892.39	52,769.65	67,461.31	43.89
65900	MISC PURC SVS	.00	.00	.00	.00	.00	.00
65910	SVS PURCHASED LOCALLY	.00	.00	.00	.00	.00	.00
65911	SVR PUR FROM ADE	310,000.00	48,838.26	.00	129,970.53	180,029.47	41.93
65920	PURC-OTHER LEA IN STATE	.00	.00	.00	.00	.00	.00
66100	GEN SUPPLIES	3,154,830.29	98,538.87	112,106.81	1,568,771.60	1,586,058.69	49.73
66110	OTHER SUPPLIES	.00	.00	.00	.00	.00	.00
66111	GAE TEACH/SUP	5,671.72	.00	.00	.00	5,671.72	.00
66120	GRAD SUP	.00	.00	.00	.00	.00	.00
66160	CUSTODIAL SUPPLY	.00	.00	.00	.00	.00	.00
66210	NAT.GAS	190,500.00	34,939.93	.00	71,964.19	118,535.81	37.78
66220	ELECTRICITY	1,161,984.00	80,824.96	.00	786,609.99	375,374.01	67.70
66230	BOTTLED GAS	.00	.00	.00	.00	.00	.00
66260	GASOLINE/DIESEL	30,000.00	2,578.90	.00	23,107.54	6,892.46	77.03
66261	BUS OIL/FLUIDS	.00	.00	.00	.00	.00	.00
66265	DIESEL FUEL	170,000.00	15,653.67	.00	113,479.71	56,520.29	66.75
66267	NATURAL GAS	20,000.00	2,051.01	.00	10,273.49	9,726.51	51.37
66268	PROPANE	.00	.00	.00	.00	.00	.00
66269	OIL FOR BUSES/VEHICLES	9,000.00	566.80	.00	7,161.65	1,838.35	79.57
66410	TEXTBOOKS	64,790.00	2,698.00	1,771.86	37,643.27	27,146.73	58.10
66411	E TEXTBOOKS	.00	.00	.00	.00	.00	.00
66420	LIBRARY BOOKS	72,297.60	7,159.67	4,364.20	41,600.04	30,697.56	57.54
66421	E LIBRARY BOOKS	3,500.00	.00	.00	5,000.00	-1,500.00	142.86
66430	PERIODICALS	1,100.00	.00	.00	682.00	418.00	62.00
66431	E-PUBLICATIONS	.00	.00	.00	.00	.00	.00
66440	AUDIOVISUAL MATERIALS	.00	.00	.00	.00	.00	.00
66500	TECHNOLOGY SUPPLIES	158,410.00	.00	7,730.77	31,345.08	127,064.92	19.79
66510	SOFTWARE, LICENSE OR MAIN	1,124,957.48	6,736.56	27,735.00	398,080.32	726,877.16	35.39
66511	TECHNOLOGY APPS	.00	.00	.00	.00	.00	.00
66512	TABLET COMPUTERS	1,100.00	.00	.00	.00	1,100.00	.00
66520	TECH DEVICE SUPPLIES	123,650.00	496.93	5,413.06	79,566.54	44,083.46	64.35
66521	TED SUPPLY	132,500.00	.00	95,617.80	195,697.52	-63,197.52	147.70
66523	NON INSTRUCTIONAL TECH	1,500.00	1,087.82	.00	1,087.82	412.18	72.52
66527	LOW VALUE TECH SUPPLY	1,000.00	.00	.00	.00	1,000.00	.00
66910	TIRES	.00	.00	.00	724.97	-724.97	.00
67200	BUILDINGS	.00	.00	.00	.00	.00	.00
67211	VO-TECH HSE	.00	.00	.00	.00	.00	.00
67300	EQUIPMENT	.00	.00	.00	.00	.00	.00
67310	MACHINERY	2,500.00	.00	.00	.00	2,500.00	.00
67320	VEHICLES	.00	.00	.00	.00	.00	.00
67330	FURNITURE & FIXTURES	4,000.00	.00	1,090.00	2,180.00	1,820.00	54.50
67340	SP EQUIP	211,825.00	.00	27,401.95	274,715.79	-62,890.79	129.69
67341	HAND-HELD COMPUTING DEVIC	200,000.00	.00	11,600.00	131,903.00	68,097.00	65.95
67343	TLC NON INSTRUCTION	10,000.00	.00	.00	5,206.92	4,793.08	52.07
67350	TECHNOLOGY SOFTWARE	.00	.00	.00	.00	.00	.00
67360	NON TECHNOLOGY EQUIPMENT	4,000.00	.00	1,695.00	6,688.02	-2,688.02	167.20
67390	OTHER EQUIPMENT	1,098.63	.00	.00	.00	1,098.63	.00

ARKANSAS PUBLIC SCHOOL COMPUTER NETWORK
 DATE: 02/04/2026
 TIME: 10:15:40

RUSSELLVILLE SCHOOL DISTRICT
 SUMMARY EXPENDITURE STATUS REPORT (BOARD FORMAT)

PAGE NUMBER: 4
 EXPSTA11

SELECTION CRITERIA: exp|edgr.key_orgn like '[124]%'
 ACCOUNTING PERIOD: 7/26

ACCOUNT	TITLE	BUDGET	PERIOD EXPENDITURES	ENCUMBRANCES OUTSTANDING	YEAR TO DATE ENC + EXP	AVAILABLE BALANCE	YTD/ BUD
68100	DUES AND FEES	177,102.13	27,432.92	4,902.28	155,209.80	21,892.33	87.64
68101	LICENSE RENEWAL/TEACHERS	5,890.57	150.00	1,000.00	3,250.00	2,640.57	55.17
68102	CRIMINAL BACKGROUND CHECK	11,200.00	224.00	.00	4,078.00	7,122.00	36.41
68110	DUES & FEES	.00	123.60	.00	123.60	-123.60	.00
68112	STUDENT DUES & FEES	.00	.00	.00	.00	.00	.00
68300	INTEREST/FEES	1,476,729.00	716,726.89	.00	739,634.39	737,094.61	50.09
68610	PENALTY OR INTEREST	.00	.00	.00	58,983.12	-58,983.12	.00
68700	OUT OF COURT SETTLEMENT	.00	.00	.00	.00	.00	.00
68830	PROPERTY TAX	.00	.00	.00	.00	.00	.00
68900	MISCELLANEOUS EXPENDITURE	.00	.00	.00	.00	.00	.00
68999	ALLOCATED CHARGES	.00	.00	.00	.00	.00	.00
69100	REDEMPTION OF PRINCIPAL	3,882,333.00	3,820,000.00	.00	3,820,000.00	62,333.00	98.39
69310	TO SALARY FUND	27,796,192.95	.00	.00	.00	27,796,192.95	.00
69314	TRANSFER TO 1000 NBCT	995,139.00	.00	.00	.00	995,139.00	.00
69315	LEARNS TRANSFER TO 1000	1,196,839.00	.00	.00	.00	1,196,839.00	.00
69320	TO OPERATING FUND	.00	.00	.00	.00	.00	.00
69321	TRANSFER TO 2000	43,585,569.72	.00	.00	.00	43,585,569.72	.00
69322	ADDITIONAL TRANS TO 2000	3,271,561.35	.00	.00	.00	3,271,561.35	.00
69324	TRANSFER TO 2000 NBCT	.00	.00	.00	.00	.00	.00
69327	TRANS FOR PROG EXPEND	.00	.00	.00	.00	.00	.00
69330	TO BUILDING FUND	.00	.00	.00	.00	.00	.00
69340	TO DEBT SERVICE FUND	5,323,062.00	.00	.00	.00	5,323,062.00	.00
69350	TO CAPITAL OUTLAY FUND	.00	.00	.00	.00	.00	.00
69360	TO FEDERAL GRANTS FUND	.00	.00	.00	.00	.00	.00
69370	TO STUDENT ACTIVITY FUND	.00	.00	.00	.00	.00	.00
69380	TO FOOD SERVICE FUND	.00	.00	.00	.00	.00	.00
69400	PROGRAM FUNDING RETURN	.00	.00	.00	29,137.61	-29,137.61	.00
69401	MEDICAID MATCHING	.00	.00	.00	.00	.00	.00
69690	ADULT/EMPLOYEE MEAL	.00	.00	.00	.00	.00	.00
TOTAL REPORT		152,773,614.02	9,197,837.71	347,778.34	39,104,051.49	113,669,562.53	25.60

ARKANSAS PUBLIC SCHOOL COMPUTER NETWORK
 DATE: 02/04/2026
 TIME: 10:16:12

RUSSELLVILLE SCHOOL DISTRICT
 SUMMARY EXPENDITURE STATUS REPORT (BOARD FORMAT)

PAGE NUMBER: 1
 EXPSTA11

SELECTION CRITERIA: expledgr.key_orgn like '3%'
 ACCOUNTING PERIOD: 7/26

ACCOUNT	TITLE	BUDGET	PERIOD EXPENDITURES	ENCUMBRANCES OUTSTANDING	YEAR TO DATE ENC + EXP	AVAILABLE BALANCE	YTD/ BUD
63230	COUNSULTING/EDUCATIONAL	.00	.00	.00	.00	.00	.00
63420	ENGINEERING	.00	.00	.00	.00	.00	.00
63470	ARCHITECTURAL	.00	.00	.00	.00	.00	.00
63490	OTHER PROF SERV	.00	.00	.00	.00	.00	.00
63900	OTHER PURC PROF/TECH SVS	.00	.00	.00	.00	.00	.00
63910	PROFESSIONAL AND TECHNICA	.00	.00	.00	.00	.00	.00
64240	LAWN CARE	.00	.00	.00	.00	.00	.00
64310	PUR SVS/PROP	.00	20,000.00	.00	908,853.15	-908,853.15	.00
64420	RENT VEH/EQP	.00	.00	.00	.00	.00	.00
64500	CONST SERV/PROPERTY	.00	.00	.00	.00	.00	.00
64901	PRE-DESIGN CONSTR SERV	.00	.00	.00	.00	.00	.00
65210	PROPERTY INSURANCE	.00	.00	.00	.00	.00	.00
65220	LIABILITY INSURANCE	.00	.00	.00	.00	.00	.00
65290	OTHER INSURANCE	.00	.00	.00	.00	.00	.00
65400	ADVERTISING	.00	.00	.00	.00	.00	.00
65500	PRINTING & BINDING	.00	.00	.00	.00	.00	.00
65870	NON-EMPLOYEE TRAVEL	.00	.00	.00	.00	.00	.00
65890	LODGING	.00	.00	.00	.00	.00	.00
66100	GEN SUPPLIES	.00	.00	.00	.00	.00	.00
66500	TECHNOLOGY SUPPLIES	.00	.00	.00	.00	.00	.00
66510	SOFTWARE, LICENSE OR MAIN	.00	.00	.00	.00	.00	.00
66520	TECH DEVICE SUPPLIES	.00	.00	.00	.00	.00	.00
67100	LAND & IMPROVEMENTS	.00	.00	.00	.00	.00	.00
67200	BUILDINGS	.00	.00	.00	.00	.00	.00
67310	MACHINERY	.00	.00	.00	.00	.00	.00
67330	FURNITURE & FIXTURES	.00	.00	.00	.00	.00	.00
67340	SP EQUIP	.00	.00	.00	.00	.00	.00
67390	OTHER EQUIPMENT	.00	.00	.00	.00	.00	.00
68100	DUES AND FEES	.00	.00	.00	.00	.00	.00
68900	MISCELLANEOUS EXPENDITURE	.00	.00	.00	.00	.00	.00
69320	TO OPERATING FUND	.00	.00	.00	.00	.00	.00
69330	TO BUILDING FUND	.00	.00	.00	3,826.04	-3,826.04	.00
69340	TO DEBT SERVICE FUND	.00	.00	.00	.00	.00	.00
TOTAL REPORT		.00	20,000.00	.00	912,679.19	-912,679.19	.00

ARKANSAS PUBLIC SCHOOL COMPUTER NETWORK
 DATE: 02/04/2026
 TIME: 10:16:19

RUSSELLVILLE SCHOOL DISTRICT
 SUMMARY EXPENDITURE STATUS REPORT (BOARD FORMAT)

PAGE NUMBER: 1
 EXPSTA11

SELECTION CRITERIA: expledgr.key_orgn like '5%'
 ACCOUNTING PERIOD: 7/26

ACCOUNT	TITLE	BUDGET	PERIOD EXPENDITURES	ENCUMBRANCES OUTSTANDING	YEAR TO DATE ENC + EXP	AVAILABLE BALANCE	YTD/ BUD
63470	ARCHITECTURAL	.00	.00	.00	.00	.00	.00
63530	SOFTWARE MAINT & SUPPORT	.00	.00	.00	.00	.00	.00
63900	OTHER PURC PROF/TECH SVS	.00	.00	.00	.00	.00	.00
63910	PROFESSIONAL AND TECHNICA	.00	.00	.00	13,028.36	-13,028.36	.00
63912	ATHL EVENT PURCHASE SERVI	.00	.00	.00	.00	.00	.00
64240	LAWN CARE	.00	.00	.00	.00	.00	.00
64310	PUR SVS/PROP	.00	62,719.07	79,591.67	415,028.37	-415,028.37	.00
64500	CONST SERV/PROPERTY	.00	.00	.00	.00	.00	.00
64900	OTHER PURC PROPERTY SVS	.00	.00	.00	.00	.00	.00
65330	NETWORK/INTERNET SERVICES	.00	.00	.00	.00	.00	.00
65400	ADVERTISING	.00	.00	.00	.00	.00	.00
66100	GEN SUPPLIES	133,500.00	14,712.26	22,041.29	145,764.71	-12,264.71	109.19
66109	EQUIP LESS THAN \$500	.00	.00	.00	.00	.00	.00
66261	BUS OIL/FLUIDS	.00	.00	.00	.00	.00	.00
66440	AUDIOVISUAL MATERIALS	.00	.00	.00	.00	.00	.00
66500	TECHNOLOGY SUPPLIES	.00	.00	.00	.00	.00	.00
66510	SOFTWARE, LICENSE OR MAIN	.00	.00	.00	.00	.00	.00
66512	TABLET COMPUTERS	.00	.00	.00	.00	.00	.00
66520	TECH DEVICE SUPPLIES	.00	.00	.00	.00	.00	.00
66521	TED SUPPLY	300,000.00	.00	.00	.00	300,000.00	.00
66527	LOW VALUE TECH SUPPLY	.00	.00	.00	.00	.00	.00
67100	LAND & IMPROVEMENTS	.00	.00	.00	.00	.00	.00
67300	EQUIPMENT	.00	.00	.00	.00	.00	.00
67310	MACHINERY	.00	.00	.00	.00	.00	.00
67320	VEHICLES	1,100,000.00	.00	699,004.00	699,004.00	400,996.00	63.55
67330	FURNITURE & FIXTURES	.00	.00	5,862.84	206,817.69	-206,817.69	.00
67340	SP EQUIP	25,000.00	.00	.00	49,550.24	-24,550.24	198.20
67350	TECHNOLOGY SOFTWARE	.00	.00	.00	.00	.00	.00
67360	NON TECHNOLOGY EQUIPMENT	25,000.00	.00	.00	29,277.51	-4,277.51	117.11
67361	MUSICAL INSTRUMENTS	105,000.00	.00	.00	57,504.64	47,495.36	54.77
67390	OTHER EQUIPMENT	.00	.00	.00	.00	.00	.00
67391	EQUIP OTHER LEAS	.00	.00	.00	.00	.00	.00
TOTAL REPORT		1,688,500.00	77,431.33	806,499.80	1,615,975.52	72,524.48	95.70

SELECTION CRITERIA: expledgr.key_orgn like '6%'
 ACCOUNTING PERIOD: 7/26

ACCOUNT	TITLE	BUDGET	PERIOD EXPENDITURES	ENCUMBRANCES OUTSTANDING	YEAR TO DATE ENC + EXP	AVAILABLE BALANCE	YTD/BUD
61100	REG EMPLOYEES	.00	.00	.00	.00	.00	.00
61110	SALARY-CERTIFIED	1,980,962.00	153,834.82	.00	916,846.49	1,064,115.51	46.28
61120	SLRY-CLS	1,256,726.43	75,231.42	.00	435,011.32	821,715.11	34.61
61210	TEMP-CERTIFIED	.00	.00	.00	.00	.00	.00
61220	TEMP-CLASSIFIED	.00	.00	.00	.00	.00	.00
61510	BONUS/CERTIFIED	.00	.00	.00	.00	.00	.00
61520	BONUS/CLASSIFIED	8,850.00	.00	.00	.00	8,850.00	.00
61610	ONSITE DIR STIPEND	.00	.00	.00	.00	.00	.00
61620	WORKSHOPS/CLASSIFIED	1,000.00	.00	.00	.00	1,000.00	.00
61720	SUBSTITUTES-CLASSIFIED	.00	.00	.00	.00	.00	.00
62110	GRP INS-CERTIFIED	2,841.18	24.36	.00	139.94	2,701.24	4.93
62120	GRP INS-CLS	3,274.36	26.41	.00	158.76	3,115.60	4.85
62210	SOC SEC-CERTIFIED	124,830.47	8,917.60	.00	53,757.12	71,073.35	43.06
62220	SOC SEC-CLS	77,215.03	4,330.14	.00	25,107.69	52,107.34	32.52
62260	MEDICARE-CERTIFIED	30,221.38	2,085.58	.00	12,517.44	17,703.94	41.42
62270	MEDCARE-CLS	18,386.31	1,012.66	.00	5,871.93	12,514.38	31.94
62310	TCH RET CONT-CERTIFIED	292,668.24	23,075.24	.00	137,527.07	155,141.17	46.99
62320	TCH RET CONT-CLS	182,677.22	11,284.78	.00	65,256.68	117,420.54	35.72
62520	UNEMPLY COMP-CLS	.00	.00	.00	.00	.00	.00
62610	WK'S COMP-CERTIFIED	6,333.34	.00	.00	.00	6,333.34	.00
62620	WK'S COMP-CLS	2,457.71	.00	.00	.00	2,457.71	.00
62710	HLTH BENEF.CERTIFIED	108,187.00	8,051.05	.00	33,933.36	74,253.64	31.37
62711	CRT PREMIUM ASSISTNCE EBD	12,381.00	431.82	.00	2,221.53	10,159.47	17.94
62720	HLTH BENE.CLS	110,574.00	7,647.50	.00	32,938.24	77,635.76	29.79
62721	CLS PREM ASSISTANCE EBD	14,150.00	243.44	.00	1,481.90	12,668.10	10.47
62820	PUB RET.CONTR-CLS	.00	.00	.00	.00	.00	.00
63120	MANAGEMENT SERVICES	.00	.00	.00	.00	.00	.00
63210	PS/CONSLT	1,501,238.64	67,389.80	5,000.00	610,480.59	890,758.05	40.67
63220	PUR SERV	153,400.00	288.90	.00	8,989.45	144,410.55	5.86
63230	COUNSULTING/EDUCATIONAL	120,500.00	.00	.00	59,704.00	60,796.00	49.55
63240	STUDENT ASSESSMENT	1,077.50	12,628.00	.00	12,983.00	-11,905.50	1204.92
63310	CERTIFIED	155,185.00	.00	9,497.00	21,384.60	133,800.40	13.78
63320	CLASSIFIED	10,400.00	.00	.00	305.00	10,095.00	2.93
63420	ENGINEERING	.00	.00	.00	.00	.00	.00
63441	LEGAL-LITIGATION-DEFENSE	.00	.00	.00	.00	.00	.00
63450	OTHER PROF/MEDICAL	2,783.39	.00	.00	.00	2,783.39	.00
63480	SECURITY	189,771.34	11,539.44	.00	132,891.82	56,879.52	70.03
63490	OTHER PROF SERV	.00	.00	.00	.00	.00	.00
63491	PROFESSIONAL ADVERTISING	6,000.00	.00	.00	5,436.51	563.49	90.61
63530	SOFTWARE MAINT & SUPPORT	.00	.00	.00	.00	.00	.00
63900	OTHER PURC PROF/TECH SVS	10,000.00	.00	.00	344.25	9,655.75	3.44
63910	PROFESSIONAL AND TECHNICA	76,270.00	1,712.40	.00	9,774.00	66,496.00	12.81
63915	PROFESSIONAL CATERING SER	.00	.00	.00	.00	.00	.00
64220	PURCHASE SERV/PROP	.00	.00	.00	.00	.00	.00
64310	PUR SVS/PROP	.00	.00	.00	.00	.00	.00
64410	LND/BDLG RENT	.00	.00	.00	.00	.00	.00
64900	OTHER PURC PROPERTY SVS	.00	.00	.00	.00	.00	.00
65190	FROM OTHER SOURCES	.00	.00	.00	.00	.00	.00
65300	COMMUNICATIONS	.00	.00	.00	.00	.00	.00
65310	TELEPHONE	.00	.00	.00	.00	.00	.00
65320	POSTAGE	2,000.00	.00	.00	.00	2,000.00	.00
65400	ADVERTISING	500.00	.00	.00	75.26	424.74	15.05
65500	PRINTING & BINDING	2,500.00	.00	.00	.00	2,500.00	.00
65501	PRINTING AND BINDING	.00	.00	.00	.00	.00	.00

SELECTION CRITERIA: exp!edgr.key_orgn like '6%'
 ACCOUNTING PERIOD: 7/26

ACCOUNT	TITLE	BUDGET	PERIOD EXPENDITURES	ENCUMBRANCES OUTSTANDING	YEAR TO DATE ENC + EXP	AVAILABLE BALANCE	YTD/ BUD
65810	TRVL-CERT-IN DISTRICT	17,350.00	319.48	.00	2,624.08	14,725.92	15.12
65820	TRVL-CLS IN DISTRICT	3,700.00	.00	.00	33.28	3,666.72	.90
65830	TRVL CERT-OUT DISTRICT	32,500.00	56.16	.00	1,958.79	30,541.21	6.03
65840	TRVL CLS OUT DISTRICT	7,000.00	.00	.00	176.80	6,823.20	2.53
65850	TRVL CERT OUT STATE	35,250.00	.00	.00	143.28	35,106.72	.41
65870	NON-EMPLOYEE TRAVEL	12,500.00	.00	.00	30.90	12,469.10	.25
65880	MEALS	22,400.00	.00	.00	1,033.00	21,367.00	4.61
65890	LODGING	64,750.00	.00	682.42	5,403.67	59,346.33	8.35
65910	SVS PURCHASED LOCALLY	.00	.00	.00	.00	.00	.00
66100	GEN SUPPLIES	442,136.47	10,528.94	24,587.33	116,630.59	325,505.88	26.38
66107	EQ SUPPLIES	.00	.00	.00	.00	.00	.00
66111	GAE TEACH/SUP	1,451.69	.00	.00	.00	1,451.69	.00
66210	NAT.GAS	.00	.00	.00	.00	.00	.00
66420	LIBRARY BOOKS	.00	.00	.00	.00	.00	.00
66430	PERIODICALS	3,610.73	.00	.00	.00	3,610.73	.00
66500	TECHNOLOGY SUPPLIES	30,000.00	.00	.00	.00	30,000.00	.00
66510	SOFTWARE, LICENSE OR MAIN	270,350.00	9,572.15	946.85	76,782.87	193,567.13	28.40
66511	TECHNOLOGY APPS	.00	.00	.00	.00	.00	.00
66512	TABLET COMPUTERS	150.00	.00	.00	.00	150.00	.00
66520	TECH DEVICE SUPPLIES	7,500.00	.00	.00	.00	7,500.00	.00
66521	TED SUPPLY	11,450.00	.00	.00	57,950.00	-46,500.00	506.11
66527	LOW VALUE TECH SUPPLY	27,889.08	.00	.00	.00	27,889.08	.00
66900	OTHER SUPPLIES & MATERIAL	.00	.00	.00	.00	.00	.00
67210	LIBRARY BOOKS-NEW LEBRARY	.00	.00	.00	.00	.00	.00
67211	VO-TECH HSE	.00	.00	.00	.00	.00	.00
67300	EQUIPMENT	.00	.00	.00	.00	.00	.00
67310	MACHINERY	7,000.00	.00	.00	.00	7,000.00	.00
67320	VEHICLES	11,000.00	.00	.00	.00	11,000.00	.00
67330	FURNITURE & FIXTURES	81,500.00	.00	.00	.00	81,500.00	.00
67340	SP EQUIP	5,000.00	.00	.00	.00	5,000.00	.00
67341	HAND-HELD COMPUTING DEVIC	.00	.00	.00	.00	.00	.00
67360	NON TECHNOLOGY EQUIPMENT	60,000.00	.00	7,798.84	20,126.68	39,873.32	33.54
67390	OTHER EQUIPMENT	.00	.00	.00	.00	.00	.00
68100	DUES AND FEES	6,100.00	278.00	.00	880.50	5,219.50	14.43
68101	LICENSE RENEWAL/TEACHERS	5,200.00	.00	1,500.00	1,500.00	3,700.00	28.85
68102	CRIMINAL BACKGROUND CHECK	1,100.00	.00	500.00	586.40	513.60	53.31
68112	STUDENT DUES & FEES	.00	.00	.00	.00	.00	.00
68400	INDIRECT COST	69,000.00	.00	.00	.00	69,000.00	.00
69310	TO SALARY FUND	.00	.00	.00	.00	.00	.00
69320	TO OPERATING FUND	.00	.00	.00	.00	.00	.00
69360	TO FEDERAL GRANTS FUND	.00	.00	.00	.00	.00	.00
69400	PROGRAM FUNDING RETURN	.00	.00	.00	9,122.17	-9,122.17	.00
TOTAL REPORT		7,701,249.51	410,510.09	50,512.44	2,880,120.96	4,821,128.55	37.40

SELECTION CRITERIA: expledgr.key_orgn like '8%'
 ACCOUNTING PERIOD: 7/26

ACCOUNT	TITLE	BUDGET	PERIOD EXPENDITURES	ENCUMBRANCES OUTSTANDING	YEAR TO DATE ENC + EXP	AVAILABLE BALANCE	YTD/ BUD
61110	SALARY-CERTIFIED	.00	.00	.00	.00	.00	.00
61120	SLRY-CLS	41,000.00	3,385.50	.00	38,832.89	2,167.11	94.71
61220	TEMP-CLASSIFIED	.00	.00	.00	.00	.00	.00
61320	OVERTIME PAY	.00	.00	.00	.00	.00	.00
61520	BONUS/CLASSIFIED	.00	.00	.00	1,000.00	-1,000.00	.00
61720	SUBSTITUTES-CLASSIFIED	.00	.00	.00	.00	.00	.00
61820	UNUSED SICK-CLASSIFIED	.00	.00	.00	.00	.00	.00
61840	UNUSED VAC PAY CLASS	.00	.00	.00	.00	.00	.00
62110	GRP INS-CERTIFIED	.00	.00	.00	.00	.00	.00
62120	GRP INS-CLS	11.00	.85	.00	5.95	5.05	54.09
62210	SOC SEC-CERTIFIED	.00	.00	.00	.00	.00	.00
62220	SOC SEC-CLS	2,500.00	188.92	.00	2,324.05	175.95	92.96
62260	MEDICARE-CERTIFIED	.00	.00	.00	.00	.00	.00
62270	MEDICARE-CLS	600.00	44.18	.00	543.50	56.50	90.58
62310	TCH RET CONT-CERTIFIED	.00	.00	.00	.00	.00	.00
62320	TCH RET CONT-CLS	7,000.00	507.83	.00	5,974.98	1,025.02	85.36
62321	ATRS SURCHARGE	.00	.00	.00	.00	.00	.00
62610	WK'S COMP-CERTIFIED	.00	.00	.00	.00	.00	.00
62620	WK'S COMP-CLS	.00	.00	.00	.00	.00	.00
62700	HLT BENEFITS	.00	.00	.00	.00	.00	.00
62720	HLTH BENE.CLS	3,000.00	350.00	.00	1,757.00	1,243.00	58.57
62721	CLS PREM ASSISTANCE EBD	100.00	6.76	.00	47.32	52.68	47.32
62820	PUB RET.CONTR-CLS	.00	.00	.00	.00	.00	.00
63220	PUR SERV	.00	.00	.00	.00	.00	.00
63310	CERTIFIED	.00	.00	.00	.00	.00	.00
63320	CLASSIFIED	.00	.00	.00	.00	.00	.00
63470	ARCHITECTURAL	.00	.00	.00	.00	.00	.00
63530	SOFTWARE MAINT & SUPPORT	.00	.00	.00	.00	.00	.00
63540	CAFE NON-EMPLOYEE SUB	.00	.00	.00	.00	.00	.00
63900	OTHER PURC PROF/TECH SVS	.00	.00	.00	.00	.00	.00
63910	PROFESSIONAL AND TECHNICA	20,000.00	5,610.58	.00	20,060.72	-60.72	100.30
64210	DISPOSAL/SANITATION	.00	.00	.00	.00	.00	.00
64310	PUR SVS/PROP	3,500.00	.00	.00	.00	3,500.00	.00
65310	TELEPHONE	950.00	159.48	.00	680.31	269.69	71.61
65320	POSTAGE	.00	.00	.00	.00	.00	.00
65400	ADVERTISING	.00	.00	.00	.00	.00	.00
65500	PRINTING & BINDING	.00	.00	.00	.00	.00	.00
65700	FOOD SVS MANAGEMENT	.00	.00	.00	.00	.00	.00
65710	FSMC - FOOD	1,654,000.00	.00	.00	776,348.46	877,651.54	46.94
65720	FSMC - LABOR	1,605,500.00	.00	.00	774,406.75	831,093.25	48.23
65730	FSMC - SUPPLIES & EQUIP	100,500.00	.00	.00	30,555.63	69,944.37	30.40
65780	FSM - DUES & FEES	300,000.00	.00	.00	152,877.19	147,122.81	50.96
65810	TRVL-CERT-IN DISTRICT	.00	.00	.00	.00	.00	.00
65820	TRVL-CLS IN DISTRICT	100.00	.00	.00	120.54	-20.54	120.54
65830	TRVL CERT-OUT DISTRICT	.00	.00	.00	.00	.00	.00
65840	TRVL CLS OUT DISTRICT	500.00	.00	.00	81.12	418.88	16.22
65880	MEALS	100.00	.00	.00	.00	100.00	.00
65890	LODGING	500.00	.00	.00	.00	500.00	.00
66100	GEN SUPPLIES	17,189.00	1,509.66	659.87	5,004.31	12,184.69	29.11
66300	FOOD	.00	.00	.00	.00	.00	.00
66500	TECHNOLOGY SUPPLIES	.00	.00	.00	.00	.00	.00
66510	SOFTWARE, LICENSE OR MAIN	.00	320.84	.00	12,436.68	-12,436.68	.00
66520	TECH DEVICE SUPPLIES	3,000.00	.00	.00	.00	3,000.00	.00
66523	NON INSTRUCTIONAL TECH	.00	.00	.00	.00	.00	.00

ARKANSAS PUBLIC SCHOOL COMPUTER NETWORK
 DATE: 02/04/2026
 TIME: 10:16:57

RUSSELLVILLE SCHOOL DISTRICT
 SUMMARY EXPENDITURE STATUS REPORT (BOARD FORMAT)

PAGE NUMBER: 2
 EXPSTA11

SELECTION CRITERIA: expldgr.key_orgn like '8%'
 ACCOUNTING PERIOD: 7/26

ACCOUNT	TITLE	BUDGET	PERIOD EXPENDITURES	ENCUMBRANCES OUTSTANDING	YEAR TO DATE ENC + EXP	AVAILABLE BALANCE	YTD/BUD
67310	MACHINERY	.00	.00	.00	.00	.00	.00
67330	FURNITURE & FIXTURES	.00	.00	.00	.00	.00	.00
67340	SP EQUIP	.00	.00	.00	.00	.00	.00
67360	NON TECHNOLOGY EQUIPMENT	.00	.00	34,027.62	41,750.01	-41,750.01	.00
67390	OTHER EQUIPMENT	.00	-1,509.66	11,066.92	11,066.92	-11,066.92	.00
68100	DUES AND FEES	.00	.00	.00	.00	.00	.00
68400	INDIRECT COST	100,000.00	.00	.00	.00	100,000.00	.00
69380	TO FOOD SERVICE FUND	.00	.00	.00	.00	.00	.00
TOTAL REPORT		3,860,050.00	10,574.94	45,754.41	1,875,874.33	1,984,175.67	48.60

ARKANSAS PUBLIC SCHOOL COMPUTER NETWORK
DATE: 02/04/2026
TIME: 09:07:02

RUSSELLVILLE SCHOOL DISTRICT
DETAILED STATEMENT OF CHANGES IN FUND BALANCES
FOR PERIOD 7 OF 26

PAGE NUMBER: 1
MODULE NUM: STATMN9EAR

SELECTION CRITERIA: orgn.fund='7999'

FUND/SF	FUND TITLE	BEG BALANCE	REVENUE	NON-REVENUE	NON-EXPEND	EXPENDITURES	END BALANCE
7999	ATH ACCT	7,073.16	564.00	.00	.00	1,034.87	6,602.29
	TOTAL ACTIVITY FUND	7,073.16	564.00	.00	.00	1,034.87	6,602.29
	TOTAL	7,073.16	564.00	.00	.00	1,034.87	6,602.29

ARKANSAS PUBLIC SCHOOL COMPUTER NETWORK
DATE: 02/04/2026
TIME: 09:07:15

RUSSELLVILLE SCHOOL DISTRICT
DETAILED STATEMENT OF CHANGES IN FUND BALANCES
FOR PERIOD 7 OF 26

PAGE NUMBER: 1
MODULE NUM: STATMN9EAR

SELECTION CRITERIA: orgn.fund='2014'

FUND/SF	FUND TITLE	BEG BALANCE	REVENUE	NON-REVENUE	NON-EXPEND	EXPENDITURES	END BALANCE
2014	PERFORMING ARTS CENT	112,661.95	371.35	.00	.00	.00	113,033.30
	TOTAL OPERATING FUND	112,661.95	371.35	.00	.00	.00	113,033.30
TOTAL		112,661.95	371.35	.00	.00	.00	113,033.30

ARKANSAS PUBLIC SCHOOL COMPUTER NETWORK
 DATE: 02/04/2026
 TIME: 10:18:04

RUSSELLVILLE SCHOOL DISTRICT
 SUMMARY REVENUE STATUS REPORT (BOARD FORMAT)

PAGE NUMBER: 1
 REVSTA11

SELECTION CRITERIA: rev\edgr.key_orgn like '[124]%'
 ACCOUNTING PERIOD: 7/26

ACCOUNT	TITLE	BUDGET	PERIOD RECEIPTS	RECEIVABLES	YEAR TO DATE REVENUE	AVAILABLE BALANCE	YTD/ BUD
11110	PROPERTY TAXES-CURRENT	26,000,000.00	.00	.00	25,948,361.81	51,638.19	99.80
11115	PROPERTY TAX RELIEF	48,000.00	.00	.00	76,429.77	-28,429.77	159.23
11120	PROPERTY TAX-JAN-JUNE	17,300,000.00	.00	.00	.00	17,300,000.00	.00
11125	TAX RELIEF - JAN-JUNE	3,175,000.00	2,920,513.70	.00	2,920,513.70	254,486.30	91.98
11140	PROPERTY TAXES DELINQUENT	650,000.00	149,463.83	.00	589,383.05	60,616.95	90.67
11150	EXCESS COMMISSION	1,700,000.00	36,927.58	.00	1,715,919.45	-15,919.45	100.94
11160	LAND REDEMP-IN STATE SALE	60,000.00	.00	.00	30,209.90	29,790.10	50.35
11200	SALES AND USE TAX	.00	.00	.00	.00	.00	.00
11500	INT ON PROPERTY TAXES	80,000.00	.00	.00	74,432.09	5,567.91	93.04
12800	REV IN LIEU OF TAXES	45,000.00	.00	.00	54,455.54	-9,455.54	121.01
13100	FROM INDIVIDUALS	.00	.00	.00	.00	.00	.00
13110	REGULAR DAY SCHOOL	.00	.00	.00	.00	.00	.00
13120	SUMMER SCHOOL	.00	.00	.00	.00	.00	.00
13140	PRE-K PRIVATE PAY	90,000.00	6,610.00	.00	53,280.00	36,720.00	59.20
13211	TUITION-LEAS VOC.CENTER	.00	.00	.00	.00	.00	.00
13220	SUMMER SCHOOL OTHER LEA	.00	.00	.00	.00	.00	.00
13290	OTHER PROGRAMS	.00	.00	.00	.00	.00	.00
14110	REGULAR DAY SCHOOLS	12,000.00	543.11	.00	9,685.02	2,314.98	80.71
14211	TRANS - LEAS VOC	.00	.00	.00	.00	.00	.00
14290	OTHER PROGRAMS	.00	.00	.00	.00	.00	.00
14900	TRANS FEES-OTHER SOURCES	.00	.00	.00	.00	.00	.00
15100	INTEREST ON INVESTMENTS	553,500.00	88,474.02	.00	556,827.28	-3,327.28	100.60
15901	SALE OF EQUIP	.00	.00	.00	.00	.00	.00
15902	SALE OF VEHICLES	.00	.00	.00	.00	.00	.00
17120	OTHER SCH SPONSORED EVENT	.00	.00	.00	.00	.00	.00
19120	OTHER RENT-LAND OWNED LEA	.00	.00	.00	.00	.00	.00
19130	LEA BUILDGS & FACILITIES	100,000.00	90.00	.00	7,994.98	92,005.02	7.99
19140	RENTAL EQUIP & VEHICLES	2,000.00	.00	.00	.00	2,000.00	.00
19200	PRIVATE CONTRIBUTIONS	.00	.00	.00	100.00	-100.00	.00
19201	*GRANTS - ARCH FORD	.00	.00	.00	.00	.00	.00
19202	*GRANTS - AR COMMUNITY FO	.00	.00	.00	.00	.00	.00
19203	*GRANTS -ENTERGY COMMUNIT	.00	.00	.00	.00	.00	.00
19204	AR HUMANITIES	.00	.00	.00	.00	.00	.00
19205	*JUNIOR AUXILIARY	.00	.00	.00	.00	.00	.00
19207	*AASCD/LEADERSHIP	.00	.00	.00	.00	.00	.00
19208	*GR INTERNATIONAL PAPER	.00	.00	.00	.00	.00	.00
19209	EXXONMOBIL FOUNDATION	.00	.00	.00	.00	.00	.00
19210	*GRANT-WAL MART	.00	.00	.00	.00	.00	.00
19211	*ASBOA	.00	.00	.00	.00	.00	.00
19212	GRANT-PARENT INSTITUTE	.00	.00	.00	.00	.00	.00
19213	*GRANT-REGION 5 CAREER	.00	.00	.00	.00	.00	.00
19300	GAIN/LOSS SALE CAP ASSEST	.00	.00	.00	.00	.00	.00
19510	OTHER LEA WITHIN STATE	.00	.00	.00	.00	.00	.00
19511	TEST SCORING	.00	.00	.00	.00	.00	.00
19800	REFUNDS OF PRIOR YR EXPEN	30,000.00	.00	.00	11,969.80	18,030.20	39.90
19900	MISC REV FR LOCAL SOURCES	20,000.00	1,570.80	.00	8,348.39	11,651.61	41.74
19910	SALE OF MISC ITEMS	1,000.00	3,693.00	.00	7,642.38	-6,642.38	764.24
19911	PARA TEST/BACKGROUND CHKS	.00	.00	.00	385.00	-385.00	.00
19912	FUEL REIMBURSEMENT	.00	.00	.00	.00	.00	.00
19913	PURCHASING REWARDS	6,500.00	331.00	.00	3,340.29	3,159.71	51.39
19914	COLLEGE BOARD REBATE	.00	.00	.00	1,500.00	-1,500.00	.00
21100	CNTY GENERAL APPORTIONMNT	.00	.00	.00	.00	.00	.00
21200	SEVERANCE TAX	2,500.00	680.93	.00	2,453.90	46.10	98.16
21900	OTHER REV FR COUNTY	.00	.00	.00	.00	.00	.00

SELECTION CRITERIA: revledgr.key_orgn like '[124]%'
 ACCOUNTING PERIOD: 7/26

ACCOUNT	TITLE	BUDGET	PERIOD RECEIPTS	RECEIVABLES	YEAR TO DATE REVENUE	AVAILABLE BALANCE	YTD/ BUD
22000	RESTRICTED GRANTS	.00	.00	.00	4,710.00	-4,710.00	.00
31101	STATE FOUNDATION FUNDS	12,606,536.00	1,050,545.00	.00	7,353,815.00	5,252,721.00	58.33
31102	ENHANCED EDUC FUNDING	.00	.00	.00	.00	.00	.00
31103	98% GUARANTEE	.00	.00	.00	.00	.00	.00
31450	STUDENT GROWTH	.00	.00	.00	.00	.00	.00
31460	DECLINING ENROLLMENT FUND	329,582.00	.00	.00	144,582.00	185,000.00	43.87
31600	INCENTIVE FUNDING	.00	.00	.00	.00	.00	.00
31900	OTHER STATE REVENUE	.00	.00	.00	.00	.00	.00
32110	ABE ADULT BASIC EDUCATION	376,348.86	34,539.23	.00	182,902.51	193,446.35	48.60
32120	ADULT GENERAL EDUCATION	213,579.19	15,408.04	.00	106,185.29	107,393.90	49.72
32140	ADULT ED SPECIAL PROJECTS	51,893.01	4,380.01	.00	26,622.11	25,270.90	51.30
32204	TEACHER SAL EQUALIZATION	995,139.00	82,928.00	.00	580,496.00	414,643.00	58.33
32205	LEARNS TCHR SAL/RAISE FN	1,196,839.00	.00	.00	1,196,839.00	.00	100.00
32211	READING PROGRAMS	.00	.00	.00	.00	.00	.00
32214	MERIT TEACHER INCENTIVE	.00	.00	.00	.00	.00	.00
32220	NBC ADE/SUPPLEMENTAL SAL	.00	.00	.00	.00	.00	.00
32221	CS INITIATIVE SUPPORT	2,000.00	.00	.00	.00	2,000.00	.00
32227	CS SPECIALIST FUNDING	.00	.00	.00	.00	.00	.00
32229	CS INITIATIVE STU SUPPORT	.00	.00	.00	.00	.00	.00
32232	AR SCHOOL RECOGNITION PRO	.00	.00	.00	64,354.42	-64,354.42	.00
32234	DISTANCE LEARNING	.00	.00	.00	.00	.00	.00
32239	RISE ACADEMIES	.00	.00	.00	.00	.00	.00
32250	PROF QUALITY ENHANCEMENT	.00	.00	.00	.00	.00	.00
32251	PROFESSIONAL LEARNING GNT	.00	.00	.00	.00	.00	.00
32253	INVESTING & SECURITIES	.00	.00	.00	.00	.00	.00
32256	PROFESSIONAL DEVELOPMENT	218,942.00	.00	.00	218,942.00	.00	100.00
32260	AR GAME & FISH	.00	.00	.00	.00	.00	.00
32290	OTHER GRANTS AND AID	.00	.00	.00	.00	.00	.00
32310	CHILDREN W/ DISABILITIES	20,000.00	.00	.00	.00	20,000.00	.00
32314	SPED EXTENDED SCHOOL YEAR	2,000.00	.00	.00	222.00	1,778.00	11.10
32330	CHILDREN W/OUT DISABILITY	.00	.00	.00	.00	.00	.00
32340	CWD RESIDENT TREATMENT	.00	.00	.00	.00	.00	.00
32350	EARLY CHILDHOOD SPED	348,333.09	27,253.35	.00	136,266.75	212,066.34	39.12
32351	YOUTH SHELTER STUDENTS	.00	.00	.00	.00	.00	.00
32352	EIDT	.00	.00	.00	.00	.00	.00
32355	SPEC ED CATASTROPHIC LOSS	185,000.00	.00	.00	.00	185,000.00	.00
32360	G&T AEGIS/GOVERNORS	.00	.00	.00	.00	.00	.00
32361	G&T ADVANCED PLACEMENT	33,100.00	23,730.00	.00	23,730.00	9,370.00	71.69
32370	ALE ALTERNATIVE LEARN ENV	308,300.00	.00	.00	246,640.00	61,660.00	80.00
32371	ELL ENGLISH LANGUAGE LEAR	367,000.00	.00	.00	392,250.00	-25,250.00	106.88
32381	ESA ENHANCED STU ACHIEVE	1,934,561.00	175,869.00	.00	1,055,214.00	879,347.00	54.55
32382	ESA MATCH GRANT	93,000.00	.00	.00	68,077.67	24,922.33	73.20
32410	CTE COORDINATORS	.00	.00	.00	.00	.00	.00
32415	SECONDARY CAREER CENTERS	.00	.00	.00	.00	.00	.00
32420	CAREER COACHES	.00	.00	.00	.00	.00	.00
32430	COORDINATED CAREER ED SER	.00	.00	.00	.00	.00	.00
32445	WORKPLACE READINESS	.00	.00	.00	.00	.00	.00
32450	WORKFORCE COUNSELING	.00	.00	.00	.00	.00	.00
32460	YOUTH APPRENTICESHIP	.00	.00	.00	.00	.00	.00
32470	TRADITIONAL APPRENTICESHIP	.00	.00	.00	.00	.00	.00
32480	DCTE CAREER NEW PRO START	.00	.00	.00	.00	.00	.00
32481	CAREER MODERNIZATION GRNT	.00	.00	.00	.00	.00	.00
32611	COOP DISTANCE LEARN OP GR	.00	.00	.00	.00	.00	.00
32710	AR BETTER CHANCE(ABC)GRNT	888,270.00	88,827.00	.00	621,789.00	266,481.00	70.00

SELECTION CRITERIA: rev\edgr.key_orgn like '[124]%'
 ACCOUNTING PERIOD: 7/26

ACCOUNT	TITLE	BUDGET	PERIOD RECEIPTS	RECEIVABLES	YEAR TO DATE REVENUE	AVAILABLE BALANCE	YTD/ BUD
32711	ADE CHILDCARE BLOCK GRNT	5,000.00	.00	.00	.00	5,000.00	.00
32715	POVERTY INDEX GRANT	.00	.00	.00	.00	.00	.00
32720	K-3 AT RISK	.00	.00	.00	.00	.00	.00
32725	K-3 MATH/SCIENCE	.00	.00	.00	.00	.00	.00
32735	*GR PARENT INVOLVEMENT	.00	.00	.00	.00	.00	.00
32750	SMART START - MATH	.00	.00	.00	.00	.00	.00
32755	SMART START LITERACY	.00	.00	.00	.00	.00	.00
32790	OTHER (PRESCHOOL)	.00	.00	.00	.00	.00	.00
32902	RUSSELLVILLE SBHC	.00	.00	.00	.00	.00	.00
32903	PLTW & STEM GRANT	31,968.04	.00	.00	52,947.30	-20,979.26	165.63
32906	PHONE FREE SCHOOL	.00	.00	.00	.00	.00	.00
32907	STATE SCHOOL SAFETY GRANT	215,500.00	.00	.00	280,957.33	-65,457.33	130.37
32910	WORKER'S COMP INSURANCE	.00	.00	.00	.00	.00	.00
32913	GROWTH FACILITIES FUNDING	.00	.00	.00	.00	.00	.00
32916	DHS HUMAN SVC. WORKER	.00	.00	.00	.00	.00	.00
32920	AR GAME & FISH COMMISSION	.00	.00	.00	.00	.00	.00
32931	BROADBAND PROJECT	.00	.00	.00	.00	.00	.00
32940	BLOOMBOARD TRAININGS	.00	.00	.00	.00	.00	.00
32941	GOVERNOR'S COMP SCI GRANT	.00	.00	.00	.00	.00	.00
32950	PROPERTY INS PRE OFFSET	.00	.00	.00	.00	.00	.00
32990	OTHER STATE AID	.00	.00	.00	.00	.00	.00
41300	REV IN LIEU OF TAXES	.00	.00	.00	.00	.00	.00
42200	FLOOD CONTROL	2,000.00	.00	.00	3,285.62	-1,285.62	164.28
42300	MINERAL LEASES	.00	.00	.00	.00	.00	.00
43980	INTEREST REBATE	43,000.00	.00	.00	.00	43,000.00	.00
45541	SNACK REIMB CACFP	.00	.00	.00	.00	.00	.00
51800	REFUNDING SAVINGS	.00	.00	.00	.00	.00	.00
51999	AUDIT ADJUSTMENT PRIOR YE	.00	.00	.00	.00	.00	.00
52100	TRANS FROM SALARY FUND	.00	.00	.00	.00	.00	.00
52200	TRANS FROM OPERATING FUND	33,119,254.95	.00	.00	.00	33,119,254.95	.00
52201	TRANSFER FROM 2001	43,585,569.72	.00	.00	.00	43,585,569.72	.00
52202	TRANS INTO 2000 FROM 2001	3,271,561.35	.00	.00	.00	3,271,561.35	.00
52204	TRANSFER ADE BONUS SAL	995,139.00	.00	.00	.00	995,139.00	.00
52205	LEARNS TRANSFER FROM 2001	1,196,839.00	.00	.00	.00	1,196,839.00	.00
52207	TRANS IN FROM PROG	.00	.00	.00	.00	.00	.00
52208	TRANSFER ADE NBC BENEFITS	.00	.00	.00	.00	.00	.00
52300	TRANS FROM BUILDING FUND	.00	.00	.00	.00	.00	.00
52600	TRANS FROM FEDERAL GRANTS	.00	.00	.00	.00	.00	.00
52700	TRANS FROM STUDENT ACTVTY	.00	.00	.00	204.23	-204.23	.00
52900	INDIRECT COST REIMB	169,000.00	.00	.00	.00	169,000.00	.00
53100	SALE OF EQUIPMENT	.00	.00	.00	.00	.00	.00
53200	SALE OF BUILD & GROUNDS	.00	.00	.00	.00	.00	.00
53400	COMPEN-LOSS FIXED ASSETS	.00	.00	.00	.00	.00	.00
56400	EXTRAORDINARY ITEM	.00	.00	.00	24,660.00	-24,660.00	.00
TOTAL REPORT		152,680,755.21	4,712,377.60	.00	44,858,924.58	107,821,830.63	29.38

ARKANSAS PUBLIC SCHOOL COMPUTER NETWORK
 DATE: 02/04/2026
 TIME: 10:23:13

RUSSELLVILLE SCHOOL DISTRICT
 SUMMARY REVENUE STATUS REPORT (BOARD FORMAT)

PAGE NUMBER: 1
 REVSTA11

SELECTION CRITERIA: rev\edgr.key_orgn like '3%'
 ACCOUNTING PERIOD: 7/26

ACCOUNT	TITLE	BUDGET	PERIOD RECEIPTS	RECEIVABLES	YEAR TO DATE REVENUE	AVAILABLE BALANCE	YTD/ BUD
15100	INTEREST ON INVESTMENTS	250,000.00	22,962.98	.00	121,316.13	128,683.87	48.53
19200	PRIVATE CONTRIBUTIONS	40,000.00	.00	.00	30,000.00	10,000.00	75.00
19800	REFUNDS OF PRIOR YR EXPEN	.00	.00	.00	.00	.00	.00
19900	MISC REV FR LOCAL SOURCES	.00	.00	.00	.00	.00	.00
32990	OTHER STATE AID	.00	.00	.00	.00	.00	.00
51100	BONDED INDEBTEDNESS	2,705,000.00	.00	.00	2,704,085.13	914.87	99.97
51102	GOOD FAITH/BONDED INDEBT	.00	.00	.00	.00	.00	.00
52200	TRANS FROM OPERATING FUND	.00	.00	.00	.00	.00	.00
52300	TRANS FROM BUILDING FUND	.00	.00	.00	3,826.04	-3,826.04	.00
52400	TRANS FROM DEBT SERV FUND	.00	.00	.00	.00	.00	.00
TOTAL REPORT		2,995,000.00	22,962.98	.00	2,859,227.30	135,772.70	95.47

ARKANSAS PUBLIC SCHOOL COMPUTER NETWORK
 DATE: 02/04/2026
 TIME: 10:23:27

RUSSELLVILLE SCHOOL DISTRICT
 SUMMARY REVENUE STATUS REPORT (BOARD FORMAT)

PAGE NUMBER: 1
 REVSTA11

SELECTION CRITERIA: rev\edgr.key_orgn like '5%'
 ACCOUNTING PERIOD: 7/26

ACCOUNT	TITLE	BUDGET	PERIOD RECEIPTS	RECEIVABLES	YEAR TO DATE REVENUE	AVAILABLE BALANCE	YTD/ BUD
11110	PROPERTY TAXES-CURRENT	900,000.00	.00	.00	896,306.84	3,693.16	99.59
11115	PROPERTY TAX RELIEF	1,700.00	.00	.00	2,712.27	-1,012.27	159.55
11120	PROPERTY TAX-JAN-JUNE	640,000.00	.00	.00	25,716.17	614,283.83	4.02
11125	TAX RELIEF - JAN-JUNE	110,000.00	103,773.58	.00	103,773.58	6,226.42	94.34
11140	PROPERTY TAXES DELINQUENT	20,000.00	5,323.48	.00	20,969.70	-969.70	104.85
11150	EXCESS COMMISSION	.00	1,142.09	.00	60,801.70	-60,801.70	.00
11160	LAND REDEMP-IN STATE SALE	2,000.00	.00	.00	1,071.86	928.14	53.59
11500	INT ON PROPERTY TAXES	3,000.00	.00	.00	2,644.80	355.20	88.16
11900	OTHER TAXES	.00	.00	.00	.00	.00	.00
12800	REV IN LIEU OF TAXES	2,000.00	.00	.00	1,190.42	809.58	59.52
15100	INTEREST ON INVESTMENTS	.00	.00	.00	.00	.00	.00
19200	PRIVATE CONTRIBUTIONS	.00	.00	.00	.00	.00	.00
19800	REFUNDS OF PRIOR YR EXPEN	.00	.00	.00	.00	.00	.00
19900	MISC REV FR LOCAL SOURCES	.00	.00	.00	.00	.00	.00
TOTAL REPORT		1,678,700.00	110,239.15	.00	1,115,187.34	563,512.66	66.43

ARKANSAS PUBLIC SCHOOL COMPUTER NETWORK
 DATE: 02/04/2026
 TIME: 10:23:41

RUSSELLVILLE SCHOOL DISTRICT
 SUMMARY REVENUE STATUS REPORT (BOARD FORMAT)

PAGE NUMBER: 1
 REVSTAIL

SELECTION CRITERIA: rev\edgr.key_orgn like '6%'
 ACCOUNTING PERIOD: 7/26

ACCOUNT	TITLE	BUDGET	PERIOD RECEIPTS	RECEIVABLES	YEAR TO DATE REVENUE	AVAILABLE BALANCE	YTD/ BUD
19510	OTHER LEA WITHIN STATE	.00	.00	.00	.00	.00	.00
32253	INVESTING & SECURITIES	.00	.00	.00	.00	.00	.00
43160	ROTC	72,000.00	6,687.70	.00	33,438.50	38,561.50	46.44
43920	FEMA STORM SHELTER PROJEC	.00	.00	.00	.00	.00	.00
43921	HURRICANE RELIEF	.00	.00	.00	.00	.00	.00
43922	HOMELESS YOUTH	.00	.00	.00	.00	.00	.00
45110	ESEA CH1 COMP(R) 100-297	1,927,378.10	38,317.94	.00	618,344.58	1,309,033.52	32.08
45111	ESEA CH1 MIGNT-MOBILE LIF	.00	.00	.00	.00	.00	.00
45113	ESEA CH1 STATE PGM IMPROV	.00	.00	.00	.00	.00	.00
45129	EJFP	.00	.00	.00	.00	.00	.00
45140	SBMHAA HOMELESS ASSIS ACT	39,225.43	.00	.00	20,691.08	18,534.35	52.75
45166	PROMOTING ADOLESCENT HEAL	.00	.00	.00	.00	.00	.00
45170	DHS/BETTER BEGINNINGS	.00	.00	.00	.00	.00	.00
45172	AR DHS ECE GRANT	.00	.00	.00	.00	.00	.00
45173	DHS/BETTER BEGINNINGS	.00	.00	.00	.00	.00	.00
45310	CARL PERKINS	86,766.28	.00	.00	106,907.81	-20,141.53	123.21
45311	VOC-LEADERSHIP PROJECT	.00	.00	.00	.00	.00	.00
45313	VOC-SEX EQUITY	.00	.00	.00	.00	.00	.00
45317	VOC-TECH PREP ED	1,077.50	.00	.00	.00	1,077.50	.00
45318	VOC-SUPP GRNTS-IMPROV ACT	.00	.00	.00	.00	.00	.00
45325	TITLE IID	.00	.00	.00	.00	.00	.00
45326	ENHANCING ED/TECHNOLOGY	.00	.00	.00	.00	.00	.00
45406	GEER GRANT	.00	.00	.00	.00	.00	.00
45410	DIRECT & EQUIT-SECT 322A	135,909.16	.00	.00	57,245.42	78,663.74	42.12
45411	EL CIVICS GRANT	.00	.00	.00	.00	.00	.00
45430	CORRECTIONAL ADULT ED PGN	.00	.00	.00	.00	.00	.00
45470	ADULT BASIC EDUCATION	.00	.00	.00	.00	.00	.00
45591	S.O.A.R.	.00	.00	.00	.00	.00	.00
45603	ARP IDEA PART B	.00	.00	.00	.00	.00	.00
45604	ARP IDEA PART B	.00	.00	.00	.00	.00	.00
45612	TITLE VI-B AREA SERVICES	.00	.00	.00	.00	.00	.00
45613	TITLE VIB PASSTHROUGH	1,757,242.98	4,013.85	.00	468,048.34	1,289,194.64	26.64
45630	EARLY CHILD-DISAD INDIVID	73,994.20	.00	.00	27,812.60	46,181.60	37.59
45650	MEDICAID	650,000.00	94,277.32	.00	299,043.12	350,956.88	46.01
45701	CHILDCARE QUALITY IMPROVE	6,000.00	.00	.00	.00	6,000.00	.00
45703	CHILDCARE DIRECT SERVICES	280,000.00	29,711.00	.00	164,742.00	115,258.00	58.84
45802	ARRA/MODERN STAB	.00	.00	.00	.00	.00	.00
45805	ARRA/EDU FOR HOMELESS CHL	.00	.00	.00	.00	.00	.00
45809	ABC STIPENDS INCENTIVE	.00	.00	.00	.00	.00	.00
45812	ARKANSAS THRIVE	.00	.00	.00	.00	.00	.00
45815	CLEAN DIESEL GNT GO RED	.00	.00	.00	.00	.00	.00
45819	SCHOOL HEALTH SERVICES	.00	.00	.00	.00	.00	.00
45852	NAEP PARTICIPATION GRANT	.00	.00	.00	200.00	-200.00	.00
45910	MEDICARE CATASTROPHIC COV	.00	.00	.00	.00	.00	.00
45911	MEDICAID/DISTRICT	.00	.00	.00	.00	.00	.00
45913	ARMAC	350,000.00	.00	.00	.00	350,000.00	.00
45914	TITLE III SUB GRANT	.00	.00	.00	.00	.00	.00
45916	MEDICAID/PERSONAL CARE	.00	.00	.00	.00	.00	.00
45917	MEDICAID VISION & HEARING	.00	.00	.00	.00	.00	.00
45920	EISENHOWER MATH/SCI PROJ	.00	.00	.00	.00	.00	.00
45925	TEACHER/PRIN TRA	326,500.00	.00	.00	45,174.43	281,325.57	13.84
45928	TITLE III SUB GRANT	.00	.00	.00	.00	.00	.00
45935	TITLE III ENG LANGUAGE	89,476.07	821.00	.00	6,964.34	82,511.73	7.78
45938	AWARE ARKNASAS	.00	.00	.00	.00	.00	.00

ARKANSAS PUBLIC SCHOOL COMPUTER NETWORK
 DATE: 02/04/2026
 TIME: 10:23:41

RUSSELLVILLE SCHOOL DISTRICT
 SUMMARY REVENUE STATUS REPORT (BOARD FORMAT)

PAGE NUMBER: 2
 REVSTA11

SELECTION CRITERIA: rev\edgr.key_orgn like '6%'
 ACCOUNTING PERIOD: 7/26

ACCOUNT	TITLE	BUDGET	PERIOD RECEIPTS	RECEIVABLES	YEAR TO DATE REVENUE	AVAILABLE BALANCE	YTD/ BUD
45945	SAFE SCH/HEALTHY STUDENTS	.00	.00	.00	.00	.00	.00
45946	ALCOHOL ABUSE REDUCTION	.00	.00	.00	.00	.00	.00
45958	TITLE III SUB GRANT	329.67	.00	.00	329.67	.00	100.00
45967	ARP HOMELESS II	.00	.00	.00	.00	.00	.00
45968	ARP HOMELESS	.00	.00	.00	.00	.00	.00
45971	TITLE IVA SAFE & DRUG FRE	.00	.00	.00	.00	.00	.00
45974	COVID EMERGENCY LEAVE P2	.00	.00	.00	.00	.00	.00
45977	REAP	.00	.00	.00	.00	.00	.00
45979	TITLE IV STRONGER CNCTNS	82,771.34	10,741.69	.00	49,057.30	33,714.04	59.27
45980	AIDS EDUCATION ACT	.00	.00	.00	.00	.00	.00
45981	ESSER II	.00	.00	.00	.00	.00	.00
45986	TITLE IV	149,496.30	.00	.00	80,295.08	69,201.22	53.71
45987	SEL / COVID SUPP	.00	.00	.00	.00	.00	.00
45988	PRESCHOOL DEV GRANT	165,551.36	.00	.00	75,515.44	90,035.92	45.61
45991	AR COMP LITERACY GRANT	.00	.00	.00	.00	.00	.00
45995	CONNECTED MATH PROJECT	.00	.00	.00	.00	.00	.00
52200	TRANS FROM OPERATING FUND	.00	.00	.00	.00	.00	.00
52600	TRANS FROM FEDERAL GRANTS	.00	.00	.00	.00	.00	.00
52930	GRANT REV PASS THRU	.00	.00	.00	.00	.00	.00
TOTAL REPORT		6,193,718.39	184,570.50	.00	2,053,809.71	4,139,908.68	33.16

ARKANSAS PUBLIC SCHOOL COMPUTER NETWORK
 DATE: 02/04/2026
 TIME: 10:23:50

RUSSELLVILLE SCHOOL DISTRICT
 SUMMARY REVENUE STATUS REPORT (BOARD FORMAT)

PAGE NUMBER: 1
 REVSTA11

SELECTION CRITERIA: rev\ledgr.key_orgn like '8%'
 ACCOUNTING PERIOD: 7/26

ACCOUNT	TITLE	BUDGET	PERIOD RECEIPTS	RECEIVABLES	YEAR TO DATE REVENUE	AVAILABLE BALANCE	YTD/ BUD
15100	INTEREST ON INVESTMENTS	20,000.00	2,488.62	.00	14,667.95	5,332.05	73.34
16210	STUDENT	40,000.00	4,710.62	.00	26,749.98	13,250.02	66.87
16215	A LA CARTE INCOME	22,500.00	1,987.14	.00	11,820.44	10,679.56	52.54
16220	ADULT	25,600.00	1,145.15	.00	15,277.00	10,323.00	59.68
16400	6 CENT REIMBURSEMENT	.00	.00	.00	.00	.00	.00
16900	OTHER FOOD SVS REVENUE	395,000.00	30,015.50	.00	185,780.10	209,219.90	47.03
19200	PRIVATE CONTRIBUTIONS	.00	.00	.00	.00	.00	.00
32520	MATCHING (STATE)	18,700.00	.00	.00	19,738.18	-1,038.18	105.55
32530	ST FUND COPAY REDUCE MEAL	68,000.00	4,332.20	.00	12,010.90	55,989.10	17.66
32541	PAID BREAKFAST MEALS	.00	31,989.74	.00	79,419.90	-79,419.90	.00
43974	COMMODITIES	.00	.00	.00	.00	.00	.00
45500	FEDERAL REIMBURSEMENT	.00	.00	.00	.00	.00	.00
45510	REIMB LUNCH	2,050,000.00	357,803.10	.00	1,150,705.40	899,294.60	56.13
45512	8 CENT REIMBURSEMENT	51,500.00	8,507.97	.00	-29,759.68	81,259.68	-57.79
45519	SN LUNCH	.00	.00	.00	.00	.00	.00
45520	REIMB BREAKFAST	1,050,000.00	190,715.96	.00	680,487.12	369,512.88	64.81
45529	SEV BRKFST	.00	.00	.00	.00	.00	.00
45540	REIMB SNACK	500.00	86.94	.00	233.10	266.90	46.62
45541	SNACK REIMB CACFP	.00	.00	.00	.00	.00	.00
45542	FFV GRANT	60,000.00	16,538.09	.00	33,523.75	26,476.25	55.87
45549	SUPPLY CHAIN ASSISTANCE 3	.00	.00	.00	.00	.00	.00
45554	SUPPLY CHAIN ASSISTANCE 4	.00	.00	.00	.00	.00	.00
45556	CNU EMERGENCY OPS	.00	.00	.00	.00	.00	.00
45558	SUPPLY CHAIN ASSISTANCE	.00	.00	.00	.00	.00	.00
45559	SUPPLY CHAIN ASSISTANCE 2	.00	.00	.00	.00	.00	.00
45561	REG COMM (THROUGH DHS)	.00	.00	.00	.00	.00	.00
45562	FFV	.00	.00	.00	.00	.00	.00
45586	ARRA EQUIPMENT GRANT	.00	.00	.00	.00	.00	.00
52200	TRANS FROM OPERATING FUND	.00	.00	.00	.00	.00	.00
52700	TRANS FROM STUDENT ACTVTY	.00	.00	.00	.00	.00	.00
52800	TRANS FROM FOOD SERVICE	.00	.00	.00	.00	.00	.00
TOTAL REPORT		3,801,800.00	650,321.03	.00	2,200,654.14	1,601,145.86	57.88

RUSSELLVILLE SCHOOL DISTRICT
 DETAILED STATEMENT OF CHANGES IN FUND BALANCES
 FOR PERIOD 7 OF 26

SELECTION CRITERIA: orgn.fund like '[124]%'

FUND/SF	FUND TITLE	BEG BALANCE	REVENUE	NON-REVENUE	NON-EXPEND	EXPENDITURES	END BALANCE
1000	TEACHER SALARY FUND	-12,066,828.18	.00	.00	.00	2,164,176.46	-14,231,004.64
1001	OTHER TEACHER SALARY	-23,218.92	.00	.00	.00	3,869.82	-27,088.74
1004	PREK SALARY	.00	.00	.00	.00	.00	.00
1005	BETTER BEGINNINGS	.00	.00	.00	.00	.00	.00
1006	PRRSC PRIVATE PAY	-20,958.35	.00	.00	.00	4,191.67	-25,150.02
1014	PERFM ARTS TCH SALAR	.00	.00	.00	.00	.00	.00
1201	AUDULT ED {ABE} TEAC	-78,953.60	.00	.00	.00	13,953.57	-92,907.17
1202	ADULT ED {GAE} TEACH	-47,205.95	.00	.00	.00	8,350.49	-55,556.44
1214	MERIT TEACHER INCENT	.00	.00	.00	.00	.00	.00
1217	STUDENT GROWTH FUND	.00	.00	.00	.00	.00	.00
1218	DECLINING ENROLLMENT	.00	.00	.00	.00	.00	.00
1220	ADE NBC SALARY	.00	.00	.00	.00	.00	.00
1223	PROFESSIONAL DEVELOP	.00	.00	.00	.00	.00	.00
1227	CCRPP	.00	.00	.00	.00	.00	.00
1229	NAT'L BOARD	.00	.00	.00	.00	.00	.00
1232	AR SCHOOL RECOGNITIO	.00	.00	.00	.00	.00	.00
1240	SUPV GRANT	-44,337.30	.00	.00	.00	8,867.46	-53,204.76
1244	ESY	-90.00	.00	.00	.00	.00	-90.00
1246	PATHWISE	.00	.00	.00	.00	.00	.00
1260	STATE EARLY CHILD SP	-89,180.25	.00	.00	.00	17,711.63	-106,891.88
1262	EIDT TEACHER FUND	.00	.00	.00	.00	.00	.00
1271	GT - ADVANCED PLACEM	.00	.00	.00	.00	.00	.00
1275	ALE	-106,646.50	.00	.00	.00	21,171.05	-127,817.55
1276	ELL ENG LAN	-74,266.97	.00	.00	.00	14,147.02	-88,413.99
1281	ESA	-432,847.70	.00	.00	.00	84,653.15	-517,500.85
1282	NSLA MATCH GRANT	-26,583.35	.00	.00	.00	5,316.67	-31,900.02
1293	SEC WORKFORCE	.00	.00	.00	.00	.00	.00
1365	ABC	-192,415.47	.00	.00	.00	37,402.44	-229,817.91
1382	SMART START - MATH	.00	.00	.00	.00	.00	.00
1941	ADE COMP SCI SALARY	.00	.00	.00	.00	.00	.00
TOTAL	TEACHER SALARY FUND	-13,203,532.54	.00	.00	.00	2,383,811.43	-15,587,343.97
2000	OPERATING FUND	-9,179,988.85	.00	.00	.00	1,616,771.82	-10,796,760.67
2001	OTHER OP FUND	43,409,171.45	4,335,389.62	.00	.00	504,165.90	47,240,395.17
2002	ASBOA	.00	.00	.00	.00	.00	.00
2004	QUALITY PRESCHOOL VO	.00	.00	.00	.00	.00	.00
2005	BETTER BEGINNINGS	.00	.00	.00	.00	.00	.00
2006	PRESCHOOL PRIVATE PA	140,422.19	6,610.00	.00	.00	7,831.96	139,200.23
2007	ABC ENHANCEMENT GRAN	.00	.00	.00	.00	.00	.00
2008	PRE-K SNACK	.00	.00	.00	.00	.00	.00
2011	SREB GRANT	.00	.00	.00	.00	.00	.00
2014	PERFORMING ARTS CENT	112,661.95	371.35	.00	.00	.00	113,033.30
2201	ADULT BASIC EDUCATION	60,700.35	34,539.23	.00	.00	11,717.91	83,521.67
2202	ADULT GENERAL ED	17,548.59	15,408.04	.00	.00	7,078.32	25,878.31
2205	OTHER ADULT EDUCATIO	-1,487.40	4,380.01	.00	.00	4,495.51	-1,602.90
2214	MERIT INCENTIVE OPER	.00	.00	.00	.00	.00	.00
2217	STUDENT GROWTH FUNDI	.00	.00	.00	.00	.00	.00
2218	DECLINING ENROLLMENT	144,582.00	.00	.00	.00	.00	144,582.00
2220	ADE NBC BENEFITS	.00	.00	.00	.00	.00	.00
2223	PROFESSIONAL DEVELOP	180,374.72	.00	.00	.00	6,080.04	174,294.68

ARKANSAS PUBLIC SCHOOL COMPUTER NETWORK
 DATE: 02/04/2026
 TIME: 09:05:15

RUSSELLVILLE SCHOOL DISTRICT
 DETAILED STATEMENT OF CHANGES IN FUND BALANCES
 FOR PERIOD 7 OF 26

PAGE NUMBER: 2
 MODULE NUM: STATMN9EAR

SELECTION CRITERIA: orgn.fund like '[124]%'

FUND/SF	FUND TITLE	BEG BALANCE	REVENUE	NON-REVENUE	NON-EXPEND	EXPENDITURES	END BALANCE
2227	CCRPP	.00	.00	.00	.00	.00	.00
2229	NATIONAL BOARD NBPTS	.00	.00	.00	.00	.00	.00
2232	AR SCHOOL RECOGNITIO	78,181.03	.00	.00	.00	.00	78,181.03
2234	DISTANCE LEARNING	.00	.00	.00	.00	.00	.00
2239	RISE ACADEMIES	9,337.68	.00	.00	.00	.00	9,337.68
2240	SP ED SUP	53,235.73	.00	.00	.00	2,328.16	50,907.57
2244	ESY	13,693.24	.00	.00	.00	.00	13,693.24
2246	TRAVELING TEACHER PG	189.51	.00	.00	.00	.00	189.51
2247	PROFESSIONAL LEARNIN	.75	.00	.00	.00	.00	.75
2255	CHILDREN W/ DISABILI	.00	.00	.00	.00	.00	.00
2260	STATE EARLY CHILD SP	141,737.44	27,253.35	.00	.00	7,406.59	161,584.20
2262	EIDT	.00	.00	.00	.00	.00	.00
2265	CATASTROPHIC LOSS FN	303,337.64	.00	.00	.00	15,085.75	288,251.89
2271	GT-ADVANCED PLACEMEN	15,289.52	23,730.00	.00	.00	-40.00	39,059.52
2272	AP STATISTICS	.00	.00	.00	.00	.00	.00
2275	ALE	235,865.00	.00	.00	.00	5,761.28	230,103.72
2276	ELL	336,862.01	.00	.00	.00	16,674.12	320,187.89
2281	ESA	713,798.91	175,869.00	.00	.00	27,200.72	862,467.19
2282	NSL MATCH GRANT	97,325.49	.00	.00	.00	4,718.51	92,606.98
2293	SECONDARY WORKFORCE	.00	.00	.00	.00	.00	.00
2340	CAREER NEW PROG STAR	.00	.00	.00	.00	.00	.00
2341	CAREER MODERNIZATION	.00	.00	.00	.00	.00	.00
2365	ABC	373,593.28	88,827.00	.00	.00	34,906.31	427,513.97
2366	CHILDCARE BLOCK GRAN	19,949.27	.00	.00	.00	1,377.00	18,572.27
2382	SMART START - MATH	.00	.00	.00	.00	.00	.00
2390	PHONE FREE SCHOOL	.00	.00	.00	.00	.00	.00
2397	SCHOOL SAFETY GRANT	.00	.00	.00	.00	.00	.00
2398	AR GAME & FISH COMMI	1,407.51	.00	.00	.00	.00	1,407.51
2902	RUSSELLVILLE SBHC	-180,000.00	.00	.00	.00	71.57	-180,071.57
2903	PATHWISE MENTORING G	.00	.00	.00	.00	.00	.00
2931	BROADBAND	.00	.00	.00	.00	.00	.00
2940	CAREER PATHWAY	.00	.00	.00	.00	.00	.00
2941	AP COMPUTER SCIENCE	1,015.01	.00	.00	.00	.00	1,015.01
2946	COMP SCI INITIATI	2,725.50	.00	.00	.00	.00	2,725.50
TOTAL	OPERATING FUND	37,101,529.52	4,712,377.60	.00	.00	2,273,631.47	39,540,275.65
4000	DEBT SERVICE FUND	-24,007.50	.00	.00	3,820,000.00	720,394.81	-4,564,402.31
TOTAL	DEBT SERVICE FUND	-24,007.50	.00	.00	3,820,000.00	720,394.81	-4,564,402.31
TOTAL		23,873,989.48	4,712,377.60	.00	3,820,000.00	5,377,837.71	19,388,529.37

ARKANSAS PUBLIC SCHOOL COMPUTER NETWORK
 DATE: 02/04/2026
 TIME: 09:05:55

RUSSELLVILLE SCHOOL DISTRICT
 DETAILED STATEMENT OF CHANGES IN FUND BALANCES
 FOR PERIOD 7 OF 26

PAGE NUMBER: 1
 MODULE NUM: STATMN9EAR

SELECTION CRITERIA: orgn.fund like '3%'

FUND/SF	FUND TITLE	BEG BALANCE	REVENUE	NON-REVENUE	NON-EXPEND	EXPENDITURES	END BALANCE
3000	BUILDING FUND	.00	.00	.00	.00	.00	.00
3001	BUILDING FUND 2	.00	.00	.00	.00	.00	.00
3002	BUILDING FUND 3	.00	.00	.00	.00	.00	.00
3003	BUILDING FUND 4	.00	.00	.00	.00	.00	.00
3004	INDOOR PRACTICE FACI	.00	.00	.00	.00	.00	.00
3005	RMS ROOFING PROJECT	.00	.00	.00	.00	.00	.00
3006	BOND ATHLETIC ARENA	.00	.00	.00	.00	.00	.00
3007	BOND SUMMER PROJECTS	.00	.00	.00	.00	.00	.00
3008	FUTURE PROJECTS	8,263,387.66	22,962.98	.00	.00	20,000.00	8,266,350.64
3099	QSCB	872,672.03	.00	.00	.00	.00	872,672.03
3198	QSCB	.00	.00	.00	.00	.00	.00
3200	FUTURE PROJECTS	.00	.00	.00	.00	.00	.00
TOTAL	BUILDING FUND	9,136,059.69	22,962.98	.00	.00	20,000.00	9,139,022.67
TOTAL		9,136,059.69	22,962.98	.00	.00	20,000.00	9,139,022.67

ARKANSAS PUBLIC SCHOOL COMPUTER NETWORK
DATE: 02/04/2026
TIME: 09:06:09

RUSSELLVILLE SCHOOL DISTRICT
DETAILED STATEMENT OF CHANGES IN FUND BALANCES
FOR PERIOD 7 OF 26

PAGE NUMBER: 1
MODULE NUM: STATMN9EAR

SELECTION CRITERIA: orgn.fund like '5%'

FUND/SF	FUND TITLE	BEG BALANCE	REVENUE	NON-REVENUE	NON-EXPEND	EXPENDITURES	END BALANCE
5000	CAPITAL OUTLAY FUND	2,124,437.85	110,239.15	.00	.00	77,431.33	2,157,245.67
TOTAL	CAPITAL OUTLAY FUND	2,124,437.85	110,239.15	.00	.00	77,431.33	2,157,245.67
TOTAL		2,124,437.85	110,239.15	.00	.00	77,431.33	2,157,245.67

ARKANSAS PUBLIC SCHOOL COMPUTER NETWORK
 DATE: 02/04/2026
 TIME: 09:06:22

RUSSELLVILLE SCHOOL DISTRICT
 DETAILED STATEMENT OF CHANGES IN FUND BALANCES
 FOR PERIOD 7 OF 26

PAGE NUMBER: 1
 MODULE NUM: STATMN9EAR

SELECTION CRITERIA: orgn.fund like '6%'

FUND/SF	FUND TITLE	BEG BALANCE	REVENUE	NON-REVENUE	NON-EXPEND	EXPENDITURES	END BALANCE
6201	CHILDCARE BLOCK GRAN	6,000.00	.00	.00	.00	.00	6,000.00
6203	CHILDCARE BLOCK GRAN	382,067.94	29,711.00	.00	.00	7,659.55	404,119.39
6430	JROTC	-7,873.91	6,687.70	.00	.00	.00	-1,186.21
6465	FEMA SAFE ROOM PROJE	.00	.00	.00	.00	.00	.00
6467	HURRICAN RELIEF	.00	.00	.00	.00	.00	.00
6501	ESEA TITLE I	-38,317.94	38,317.94	.00	.00	116,410.03	-116,410.03
6502	ESEA MIGRANT	.00	.00	.00	.00	.00	.00
6511	ARRA-ESEA STBL	.00	.00	.00	.00	.00	.00
6516	ARRA/TITE1/A	.00	.00	.00	.00	.00	.00
6519	EDUCATION JOBS FUND	.00	.00	.00	.00	.00	.00
6520	TITLE V	.00	.00	.00	.00	.00	.00
6521	ARRA/IDEA	.00	.00	.00	.00	.00	.00
6522	TITLE VI CSR	.00	.00	.00	.00	.00	.00
6530	HOMELESS CHILDREN	.00	.00	.00	.00	3,134.27	-3,134.27
6535	CHARTER GRANT	.00	.00	.00	.00	.00	.00
6540	JTPA	.00	.00	.00	.00	.00	.00
6556	HEALTHY SCHOOLS	.00	.00	.00	.00	.00	.00
6560	CARES PREK	53,247.80	.00	.00	.00	177.16	53,070.64
6562	AR DHS CCD (VOUCHER)	71,925.09	.00	.00	.00	10,766.21	61,158.88
6563	DHS/BETTER BEGINNING	45,291.00	.00	.00	.00	.00	45,291.00
6570	VOC.FEDERAL/CARL PER	-5,867.35	.00	.00	.00	18,615.42	-24,482.77
6571	LEADERSHIP PROJECTS	.00	.00	.00	.00	.00	.00
6573	CTE MODERNIZATION GR	.00	.00	.00	.00	.00	.00
6577	CTE CERTIFICATION GR	.00	.00	.00	.00	1,077.50	-1,077.50
6578	TITLE III GOALS 2000	.00	.00	.00	.00	.00	.00
6595	TITLE IID	.00	.00	.00	.00	.00	.00
6596	ENHANCING ED/TECHNOL	.00	.00	.00	.00	.00	.00
6600	DIRECT & EQUITABLE	-9,675.90	.00	.00	.00	11,491.71	-21,167.61
6601	EL/CIVICS AWARD	.00	.00	.00	.00	.00	.00
6606	GEER GRANT	.00	.00	.00	.00	.00	.00
6608	ESSER ADULT ED	.00	.00	.00	.00	.00	.00
6610	CORRECTIONAL AD ED	.00	.00	.00	.00	.00	.00
6630	E & T PROGRAM	.00	.00	.00	.00	.00	.00
6636	ADULT ED EL CIVICS	.00	.00	.00	.00	.00	.00
6700	VI-6 PASSTHROUGH	.00	.00	.00	.00	.00	.00
6701	TITLE VI-B AREA SERV	.00	.00	.00	.00	.00	.00
6702	TITLE VI-B PASSTHROU	-390.28	4,013.85	.00	.00	95,925.74	-92,302.17
6703	ARP	.00	.00	.00	.00	.00	.00
6704	ARP EARLY CHILDHOOD	.00	.00	.00	.00	.00	.00
6710	FED. EARLY CHILD SPE	.00	.00	.00	.00	5,649.11	-5,649.11
6719	ESSER	.00	.00	.00	.00	.00	.00
6720	SLIVER GRANT	.00	.00	.00	.00	.00	.00
6721	ARRA/IDEA	.00	.00	.00	.00	.00	.00
6722	ARRA/IDEA/CEIS	.00	.00	.00	.00	.00	.00
6750	MEDICAID SP ED	271,435.69	94,277.32	.00	.00	72,856.51	292,856.50
6751	MEDICAID REGULAR	.00	.00	.00	.00	.00	.00
6752	MEDICAID ADMIN CLAIM	573,083.50	.00	.00	.00	16,376.06	556,707.44
6754	IMMIGRANTSUB-GRANT	.00	.00	.00	.00	.00	.00
6755	MATH & SCIENCE EISEN	.00	.00	.00	.00	.00	.00
6756	TITLE IIA IMPR TEACH	.00	.00	.00	.00	12,963.89	-12,963.89

ARKANSAS PUBLIC SCHOOL COMPUTER NETWORK
 DATE: 02/04/2026
 TIME: 09:06:22

RUSSELLVILLE SCHOOL DISTRICT
 DETAILED STATEMENT OF CHANGES IN FUND BALANCES
 FOR PERIOD 7 OF 26

PAGE NUMBER: 2
 MODULE NUM: STATMN9EAR

SELECTION CRITERIA: orgn.fund like '6%'

FUND/SF	FUND TITLE	BEG BALANCE	REVENUE	NON-REVENUE	NON-EXPEND	EXPENDITURES	END BALANCE
6758	TITLE III SUB GRANT	.00	.00	.00	.00	.00	.00
6761	TITLE III ENG LANGUA	-821.00	821.00	.00	.00	7,343.23	-7,343.23
6765	TITLE III GOALS 2000	.00	.00	.00	.00	.00	.00
6766	SAFE SCH/HEALTHY STU	.00	.00	.00	.00	.00	.00
6767	ALCOHOL ABUSE REDUCT	.00	.00	.00	.00	.00	.00
6768	ARP	.00	.00	.00	.00	.00	.00
6774	COVID EMERGENCY LEAV	.00	.00	.00	.00	.00	.00
6778	AR AWARE ADVANCED MI	.00	.00	.00	.00	.00	.00
6779	STRONGER CONNECTION	-10,741.69	10,741.69	.00	.00	.00	.00
6780	CARES/ESSER I	.00	.00	.00	.00	.00	.00
6781	CARES/ESSER II	.00	.00	.00	.00	.00	.00
6784	TITLE V	.00	.00	.00	.00	.00	.00
6786	TITLE IV	.00	.00	.00	.00	11,539.44	-11,539.44
6787	SEL GRANT	.00	.00	.00	.00	.00	.00
6788	PRESCHOOL DEVELOPMEN	57,689.11	.00	.00	.00	8,554.31	49,134.80
6791	S.O.A.R. GRANT	.00	.00	.00	.00	.00	.00
6795	ARP ESSER	.00	.00	.00	.00	.00	.00
6797	EARLY HEAD START	.00	.00	.00	.00	.00	.00
6802	MODERNIZATION STBL	.00	.00	.00	.00	.00	.00
6803	ARRA/RENOV STBL	.00	.00	.00	.00	.00	.00
6804	ARRA/REPAIR STBL	.00	.00	.00	.00	.00	.00
6805	SOF	.00	.00	.00	.00	.00	.00
6807	ARRA/INNV GRTS	.00	.00	.00	.00	.00	.00
6809	ARP ESSER ABC STIPEN	36.75	.00	.00	.00	.00	36.75
6811	ARKANSAS THRIVE	.00	.00	.00	.00	.00	.00
6815	CLEAN DIESEL GNT GO	.00	.00	.00	.00	.00	.00
6819	SCHOOL HEALTH SERVIC	.00	.00	.00	.00	.00	.00
6834	PHONE FREE SCHOOL GR	.00	.00	.00	.00	.00	.00
6852	NAEP PARTICIPATION G	200.00	.00	.00	.00	.00	200.00
6861	PRESCHOOL DEVELOPMEN	.00	.00	.00	.00	9,969.95	-9,969.95
6903	PATHWISE MENTORING G	.00	.00	.00	.00	.00	.00
TOTAL	FEDERAL GRANTS FUND	1,387,288.81	184,570.50	.00	.00	410,510.09	1,161,349.22
TOTAL		1,387,288.81	184,570.50	.00	.00	410,510.09	1,161,349.22

ARKANSAS PUBLIC SCHOOL COMPUTER NETWORK
 DATE: 02/04/2026
 TIME: 09:06:37

RUSSELLVILLE SCHOOL DISTRICT
 DETAILED STATEMENT OF CHANGES IN FUND BALANCES
 FOR PERIOD 7 OF 26

PAGE NUMBER: 1
 MODULE NUM: STATMN9EAR

SELECTION CRITERIA: orgn.fund like '8%'

FUND/SF	FUND TITLE	BEG BALANCE	REVENUE	NON-REVENUE	NON-EXPEND	EXPENDITURES	END BALANCE
8000	FOOD SERVICE FUND	323,283.86	633,782.94	.00	.00	10,574.94	946,491.86
8004	SNACK REIMB CACFP	.00	.00	.00	.00	.00	.00
8017	FOOD SERVICE CRAWFOR	.00	.00	.00	.00	.00	.00
8018	FOOD SERVICE DWIGHT	.00	.00	.00	.00	.00	.00
8019	FOOD SERVICE LONDON	.00	.00	.00	.00	.00	.00
8020	FOOD SERVICE OAKLAND	.00	.00	.00	.00	.00	.00
8021	FOOD SERVICE SEQUOYA	.00	.00	.00	.00	.00	.00
8022	FOOD SERVICE RMS	.00	.00	.00	.00	.00	.00
8023	FOOD SERVICE RJHS	.00	.00	.00	.00	.00	.00
8024	FOOD SERVICE RHS	.00	.00	.00	.00	.00	.00
8025	FOOD SERVICE CENTER	.00	.00	.00	.00	.00	.00
8026	FOOD SERVICE UES	.00	.00	.00	.00	.00	.00
8028	FOOD SERVICE GARDNER	.00	.00	.00	.00	.00	.00
8056	CNU EMERGENCY OPS	.00	.00	.00	.00	.00	.00
8058	SUPPLY CHAIN ASSISTA	.00	.00	.00	.00	.00	.00
8059	SUPPLY CHAIN ASSISTA	.00	.00	.00	.00	.00	.00
8060	SUPPLY CHAIN ASSISTA	.00	.00	.00	.00	.00	.00
8061	SUPPLY CHAIN ASSISTA	.00	.00	.00	.00	.00	.00
8657	FFVP	7,685.85	16,538.09	.00	.00	.00	24,223.94
8672	ARRA-SCHL LUNCH EQUI	.00	.00	.00	.00	.00	.00
TOTAL	FOOD SERVICE FUND	330,969.71	650,321.03	.00	.00	10,574.94	970,715.80
TOTAL		330,969.71	650,321.03	.00	.00	10,574.94	970,715.80



RSD Board of Education Agenda Abstract

Abstracts serve to provide background information regarding agenda items.

Board Meeting Date: February 10, 2026

Item Title: Personnel Action

Responsible Administrator: Brittany Herring

Strategic Plan Priority: Academic Excellence

Background: The RSD Board of Education shall approve all certified and employment recommendations, resignations, transfers and additional stipends.

Recommended Action: To approve all certified and classified employment recommendations, resignations, transfers and additional stipends.

**Russellville School District Board of Education
Personnel Recommendations
February Meeting**

New Hires/Classified	Location	Position	Effective	Replaced
Shannon Thompson	RJHS	SPED Para	2/11/2026	Jakelyn Cortez

Resignations/Classified	Location	Position	Effective	Reason
Ian McKinney	Warehouse	Maintenance	1/31/26	Another Job