



Strasburg School District 31-J

Agenda

SCHOOL DISTRICT BOARD OF EDUCATION

Worksession

January 31, 2025 9:00 AM

Central Service Building, 2102 Wagner Street, Strasburg, CO 80136

Meeting is In-Person Audience may observe via Zoom

Join Zoom Meeting

<https://ecboces.zoom.us/j/98057290855>

Meeting ID: 980 5729 0855

Mission Statement (Policy AD):

Strasburg 31J will develop resourceful, responsible, and resilient engaged citizens who are empowered in a safe learning environment for all to achieve their full potential in an evolving world.

Board of Education

Michael Marrero, President

Diana Elliott, 1st Vice President

Daymon Johnson, 2nd Vice President

Mary O'Malley, Secretary

Julie Winter, Treasurer

Strasburg School Board strives to follow our guiding principles:

T – Transparency

R – Respect

U – Unity

T – Trust

H - Honesty

Board Procedures:

Board meeting time is dedicated to the mission and goals of the Strasburg 31J School District. Public opinion is valuable to the Board, and there is an opportunity during request from patrons to address the Board. Individuals who try to address the Board outside of public comment may not be recognized.

Members of the public who intend to offer public comment to the Board must sign up for comment before each Board meeting. The Board President has discretion to call on those who have signed up and set the order of speakers.

Presentations must be no more than three minutes.

- I. Call to Order
- II. Roll Call
- III. Discussion Topics
 - a. Eligibility and Grading Scale Discussion
 - b. Handbooks (SES, HMS, SHS)
 - c. Policy JEB (intro)
 - d. Xello
 - e. Final Construction Update
 - f. Review of Quarterly Financial Report
 - g. Strategic Plan Dashboard
 - h. Super Eval Discussion (Staff survey responses)
- IV. Adjournment



Strasburg School District 31J
Quarterly Financial Statements
Fiscal Year 2024-25

December 31, 2024



Strasburg School District 31J
2102 Wagner Street
Strasburg, Co. 80136

Kelle Bongard
Superintendent

Nancy Taylor
Chief Financial Officer

Strasburg School District 31J

Quarterly Financial Summary

Table of Contents

December 31, 2024

I. Financial Section

General Fund	3
Food Service Fund (21)	7
Bond Redemption Fund (31)	10
Building Fund (41)	13
Capital Reserve Fund (43)	16
Pupil Activity Fund	19

Strasburg School District 31J
Quarterly Financial Summary
General Fund
December 31, 2024

	FY 24-25				FY 24-25				FY 23-24	Footnotes
	SECOND QUARTER				YEAR-TO-DATE				2nd Quarter	
	2nd Quarter Actual	1/4 x Annual Budget (1)	Variance	% Used	YTD Actual	Annual Budget	Variance	Percentage Recvd or Used	QTD Actual	
Revenues										
Local Revenue	241,659	1,157,964	(916,305)	20.87%	425,743	4,631,855	(4,206,111)	9.19%	2,428,897	(2)
Intermediate Sources	0	89	(89)	0.00%	357	357	0	100.00%	0	
State Revenue	3,467,456	2,620,587	846,869	132.32%	6,922,086	10,482,349	(3,560,263)	66.04%	2,593,171	(3)
Federal Revenue	8,464	27,288	(18,824)	31.02%	17,439	109,151	(91,712)	15.98%	34,917	(4)
Allocations	0	(540,000)	540,000	0.00%	0	(2,160,000)	2,160,000	0.00%	0	
Total Revenues	\$ 3,717,579	\$ 3,265,928	\$ 451,651	113.83%	\$ 7,365,625	\$ 13,063,711	\$ (5,698,086)	56.38%	\$ 5,056,984	
Expenditures by Program										
Instructional Services	2,245,733	2,236,088	(9,645)	100.43%	3,721,836	8,944,354	5,222,518	41.61%	2,218,044	
Pupil Services (2100)	320,516	249,504	(71,012)	128.46%	454,067	998,015	543,948	45.50%	165,636	
Instr. Staff Support (2200)	87,857	91,261	3,404	96.27%	173,208	365,042	191,834	47.45%	100,361	
General Administration (2300)	81,462	106,132	24,670	76.76%	199,517	424,527	225,011	47.00%	116,274	
School Administration (2400)	281,888	288,802	6,914	97.61%	567,388	1,155,208	587,821	49.12%	279,149	
Business Services (2500)	41,913	57,849	15,936	72.45%	92,234	231,397	139,163	39.86%	58,672	
Maintenance & Operations (2600)	381,183	527,587	146,404	72.25%	1,150,523	2,110,350	959,826	54.52%	398,151	
Transportation Services (2700)	152,484	149,066	(3,418)	102.29%	304,962	596,263	291,302	51.15%	288,353	
Central Services (2800)	112,971	128,187	15,216	88.13%	346,017	512,747	166,730	67.48%	145,725	
Other Services	153,239	39,310	(113,929)	389.82%	153,239	157,239	4,000	97.46%	904,848	(5)
Total Expenditures	\$ 3,859,247	\$ 3,873,786	\$ 14,539	99.62%	\$ 7,162,990	\$ 15,495,143	\$ 8,332,153	46.23%	\$ 4,675,212	
Other Financing Uses										
Transfers Out	0	0	0	N/A	0	0	0	N/A	0	
Total Other Financing Uses	\$ -	\$ -	\$ -	N/A	\$ -	\$ -	\$ -	N/A	\$ -	
Income (Loss)	\$ (141,668)	\$ (607,858)	\$ 466,190		\$ 202,635	\$ (2,431,432)	\$ 2,634,068	(0)	\$ 381,772	
Audited/Estimated Fund Balance, Beginning of Year					6,072,753	6,072,753				
Fund Balance, End of Period					\$ 6,275,388	\$ 3,641,321	\$ 2,634,068			

Footnotes:

- (1) The quarterly budget column is only the annual budget divided by 4. Please keep in mind that while expenditures happen fairly evenly throughout the year, revenues are highly variable based on the property tax collection cycle and the timing of categorical and grant revenues.
- (2) Property taxes primarily received in April and June.
- (3) Receiving State Equilization over 10 month period which results in higher monthly payments until property tax payments.
- (4) Timing of federal revenue payments for grants.
- (5) Final payment for hail insurance claim.

The General Fund is used to account for and report all financial resources that are not required to be accounted for and reported in another fund and is considered the main operating fund of the District.

Strasburg School District 31J
Quarterly Financial Summary
General Fund
December 31, 2024

Expenditures by Object	FY 24-25 SECOND QUARTER				FY 24-25 YEAR-TO-DATE				FY 23-24	Footnotes
	2nd Quarter	1/4 x Annual	Variance	% Used	YTD	Annual	Variance	Percentage Recvd or Used	2nd Quarter	
	Actual	Budget			Actual	Budget			YTD Actual	
Salaries	2,139,745	2,071,342	(68,403)	103.30%	3,712,735	8,285,368	4,572,633	44.81%	2,129,547	(1)
Employee Benefits	669,410	691,811	22,401	96.76%	1,216,814	2,767,243	1,550,429	43.97%	675,581	
Professional Services	73,656	102,863	29,207	71.61%	168,626	411,450	242,824	40.98%	172,118	
Property Services	118,696	148,911	30,215	79.71%	269,764	595,643	325,879	45.29%	122,268	
Other Services	472,143	461,261	(10,882)	102.36%	908,257	1,845,046	936,788	49.23%	287,695	
Supplies & Materials	225,866	332,913	107,047	67.85%	705,782	1,331,654	625,872	53.00%	243,905	
Capital Outlay	155,717	57,685	(98,032)	269.94%	156,048	230,739	74,691	67.63%	1,042,874	
Other Objects	4,014	7,000	2,986	57.34%	24,963	28,000	3,037	89.15%	1,243	
Other Uses	0	0	0	N/A	0	0	0	N/A	0	
Total Expenditures	\$ 3,859,247	\$ 3,873,786	\$ 14,539	99.62%	\$ 7,162,990	\$ 15,495,143	\$ 8,332,153	46.23%	\$ 4,675,230	

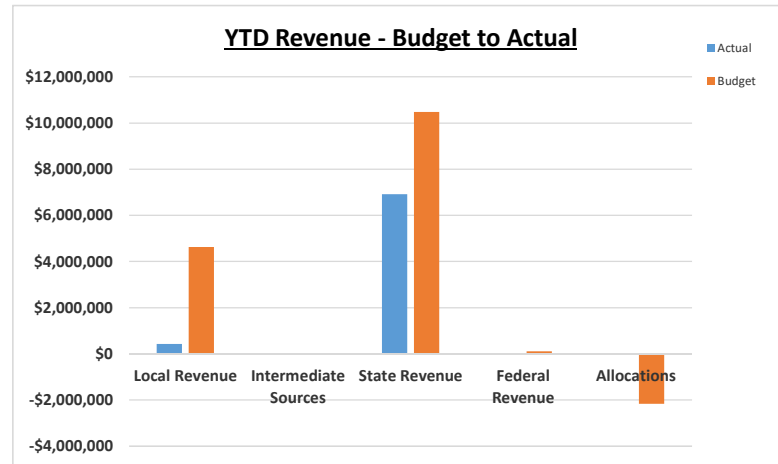
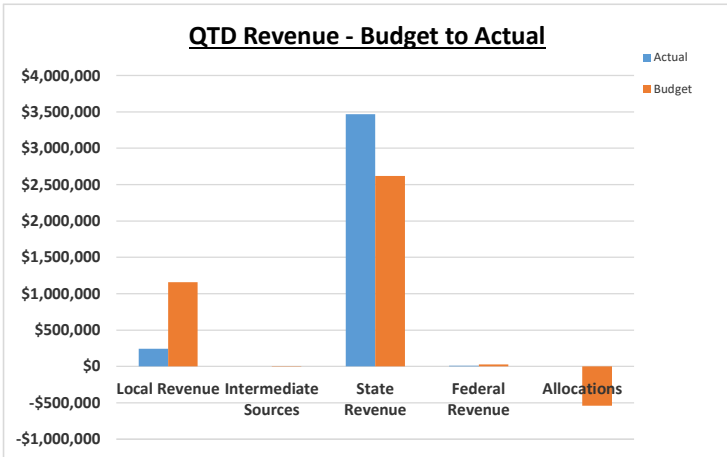
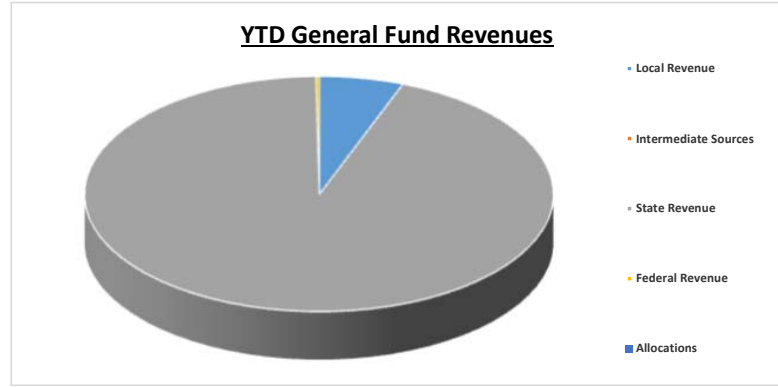
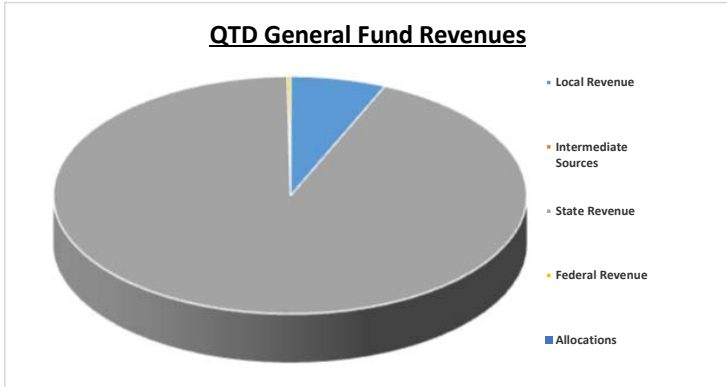
Footnotes:

(1) Final payment for hail insurance claim.

Strasburg School District 31J
Balance Sheet
General Fund
12/31/2024

	FY 24-25	FY 23-24
Assets		
Cash and investments	\$4,026,030	\$5,250,107
Receivables	\$0	\$41,170
Prepaid expenses	\$0	\$0
Due from other Funds	\$2,210,000	\$182,880
Total Assets	\$6,236,030	\$5,474,157
Liabilities		
Accounts Payable	\$1,892	\$107,247
Accrued Salaries	\$0	\$0
Deferred Revenue	\$0	\$0
Due to other funds	\$0	\$76,490
Total Liabilities	\$1,892	\$183,737
Fund Equity		
Restricted	\$528,000	\$511,000
Unassigned	\$5,706,137	\$4,779,421
Total Fund Equity	\$6,234,137	\$5,290,421
Total Liabilities and Fund Equity	\$6,236,030	\$5,474,157

Strasburg School District 31J
Quarterly Financial Summary
General Fund
December 31, 2024

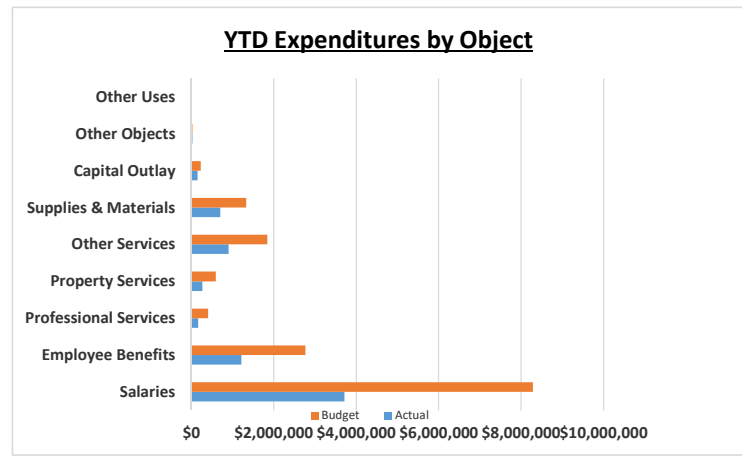
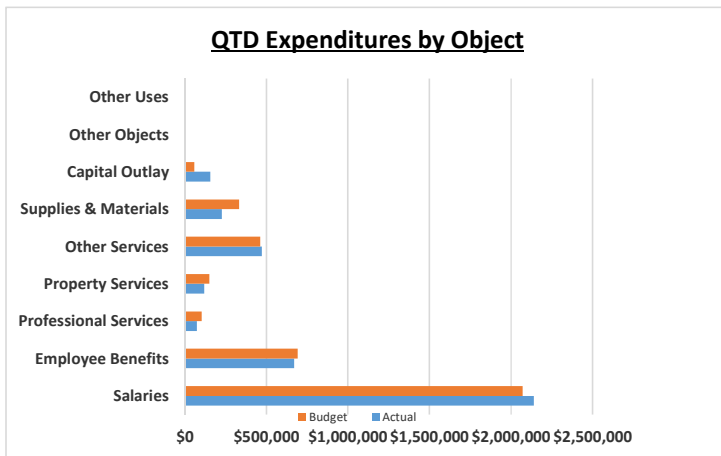
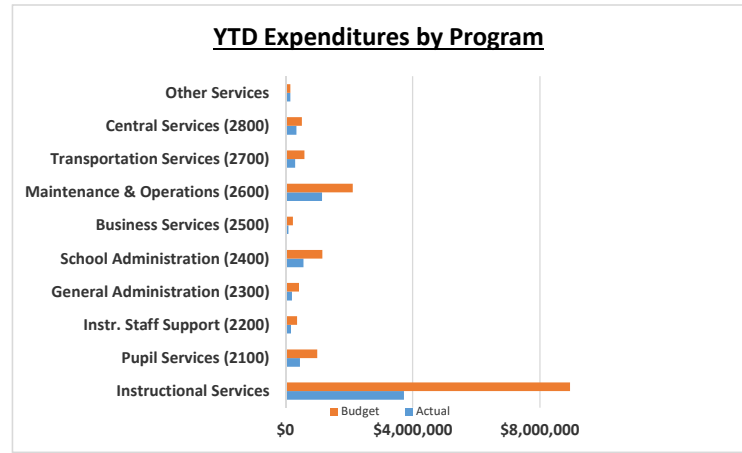
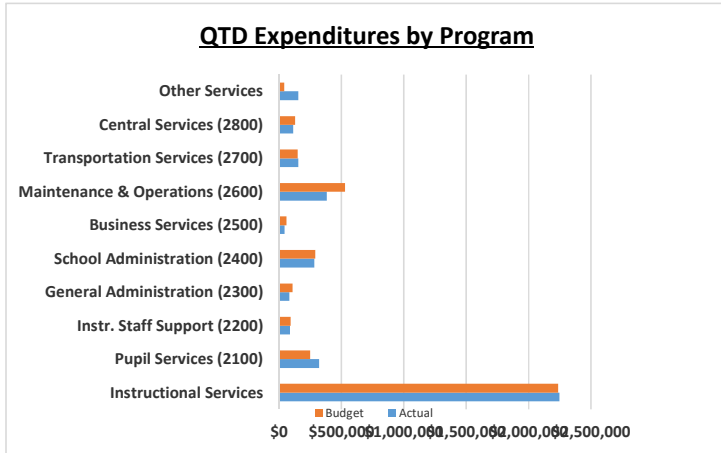


Strasburg School District 31J

Quarterly Financial Summary

General Fund

December 31, 2024



Strasburg School District 31J

Quarterly Financial Summary

Food Services Fund (21)

December 31, 2024

	FY 24-25				FY 24-25				FY 23-24	Footnotes
	SECOND QUARTER				YEAR-TO-DATE				2nd Quarter	
	2nd Quarter Actual	1/4 x Annual Budget (1)	Variance	% Used	YTD Actual	Annual Budget	Variance	Percentage Recvd or Used	QTD Actual	
Revenues										
Local Revenue	10,672	7,700	2,972	138.59%	29,045	30,800	(1,755)	94.30%	13,053	
State Revenue	70,667	50,925	19,742	138.77%	70,667	203,700	(133,033)	34.69%	150,211	
Federal Revenue	113,109	91,443	21,666	123.69%	113,109	365,770	(252,661)	30.92%	178,788	
Allocations	0	25,000	(25,000)	0.00%	0	100,000	(100,000)	0.00%	0	
Total Revenues	\$ 194,448	\$ 175,068	\$ 19,380	111.07%	\$ 212,821	\$ 700,270	\$ (487,449)	30.39%	\$ 342,053	
Expenditures										
Salaries	59,262	54,794	(4,468)	108.15%	99,060	219,176	120,116	45.20%	52,437	
Employee Benefits	13,723	12,630	(1,093)	108.65%	22,966	50,520	27,554	45.46%	13,985	
Professional Services	0	300	300	0.00%	134	1,200	1,066	11.17%	124	
Property Services	0	750	750	0.00%	0	3,000	3,000	0.00%	0	
Other Services	0	0	0	N/A	0	0	0	N/A	0	
Supplies & Materials	113,219	123,766	10,547	91.48%	206,960	431,154	224,194	48.00%	180,887	
Equipment	0	0	0	N/A	0	0	0	N/A	0	
Other Objects	0	0	0	N/A	0	0	0	N/A	0	
Total Expenditures	\$ 186,204	\$ 192,240	\$ 6,036	96.86%	\$ 329,120	\$ 705,050	\$ 375,930	46.68%	\$ 247,434	
Other Financing Uses										
Transfers Out	0	0	0	N/A			0	N/A		
Total Other Financing Uses	\$ -	\$ -	\$ -	N/A	\$ -	\$ -	\$ -	N/A	\$ -	
Income (Loss)	\$ 8,244	\$ (17,172)	\$ 25,416		\$ (116,299)	\$ (4,780)	\$ (111,519)	2433.17%	\$ 94,618	
Audited/Estimated Fund Balance, Beginning of Year					53,578	53,578				
Fund Balance, End of Period					\$ (62,721)	\$ 48,798	\$ (111,519)			

Footnotes:

(1) The quarterly budget column is only the annual budget divided by 4. Please keep in mind that while expenditures happen fairly evenly throughout the year, revenues are highly variable based on the property tax collection cycle and the timing of categorical and grant revenues.

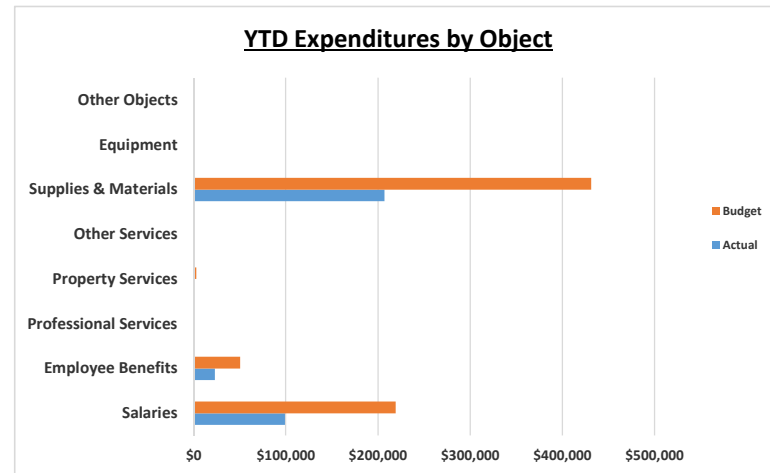
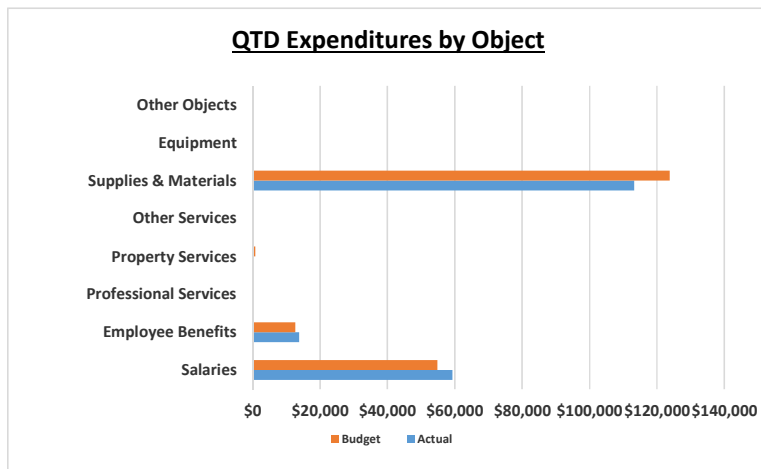
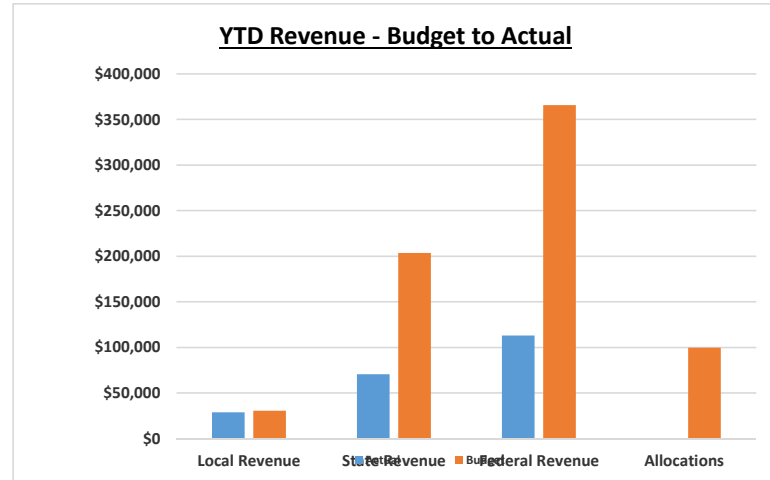
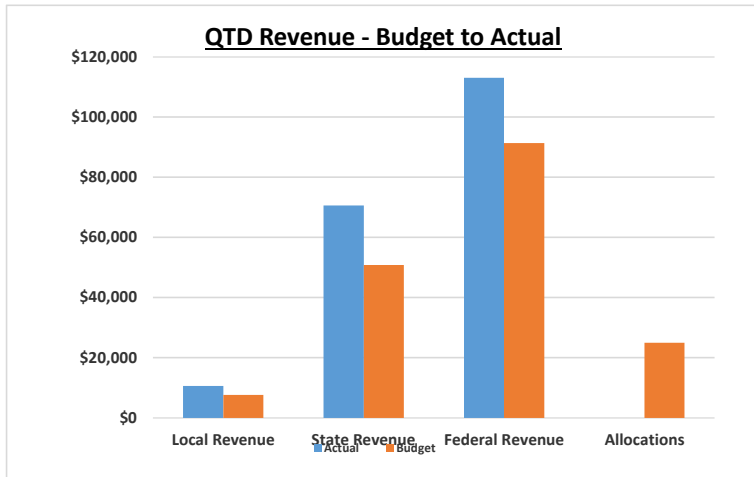
The Food Services Fund is a special revenue fund to record financial transactions related to nutrition services operations.

Strasburg School District 31J

Balance Sheet
Food Services Fund (21)
December 31, 2024

	<u>FY 24-25</u>	<u>FY 23-24</u>
Assets		
Cash and investments	\$69,410	\$79,322
Inventory	\$17,870	\$13,097
Prepaid expenses		
Due from other funds	\$0	\$76,490
Total Assets	<u>\$87,280</u>	<u>\$168,909</u>
Liabilities		
Accounts Payable		
Accrued Salaries	\$0	\$0
Unearned Revenue	\$0	\$14,332
Due to other funds	\$150,000	\$182,880
Total Liabilities	<u>\$150,000</u>	<u>\$197,212</u>
Fund Equity		
Restricted	\$13,097	\$13,097
Unassigned	(\$75,817)	(\$41,400)
Total Fund Equity	<u>(\$62,720)</u>	<u>(\$28,303)</u>
Total Liabilities and Fund Equity	<u>\$87,280</u>	<u>\$168,909</u>

Strasburg School District 31J
Quarterly Financial Summary
Food Services Fund (21)
December 31, 2024



Strasburg School District 31J

Quarterly Financial Summary

Bond Redemption Fund (31)

December 31, 2024

	FY 24-25 SECOND QUARTER				FY 24-25 YEAR-TO-DATE				FY 23-24 2nd Quarter	Footnotes
	2nd Quarter Actual	1/4 x Annual Budget (1)	Variance	% Used	YTD Actual	Annual Budget	Variance	Percentage Recvd or Used	QTD Actual	
Revenues										
Local Revenue	22,004	385,500	(363,496)	5.71%	67,920	1,542,000	(1,474,080)	4.40%	22,409	
State Revenue		0	0	N/A		0	0	N/A		
Federal Revenue		0	0	N/A		0	0	N/A		
Allocations		0	0	N/A		0	0	N/A		
Total Revenues	\$ 22,004	\$ 385,500	\$ (363,496)	5.71%	\$ 67,920	\$ 1,542,000	\$ (1,474,080)	4.40%	\$ 22,409	
Expenditures										
Interest Payments (0800)	454,700	224,350	(230,350)	202.67%	454,700	897,400	442,700	50.67%	464,388	(2)
Principal Payments (0900)	800,000	200,000	(600,000)	400.00%	800,000	800,000	0	100.00%	775,000	(2)
Other Objects	0	0	0	N/A	0	0	0	N/A	0	
Total Expenditures	\$ 1,254,700	\$ 424,350	\$ (830,350)	295.68%	\$ 1,254,700	\$ 1,697,400	\$ 442,700	73.92%	\$ 1,239,388	
Other Financing Uses										
Transfers Out	0	0	0	N/A			0	N/A		
Total Other Financing Uses	\$ -	\$ -	\$ -	N/A	\$ -	\$ -	\$ -	N/A	\$ -	
Income (Loss)	\$ (1,232,696)	\$ (38,850)	\$ (1,193,846)		\$ (1,186,780)	\$ (155,400)	\$ (1,031,380)	764%	\$ (1,216,979)	
Audited/Estimated Fund Balance, Beginning of Year					2,180,196	2,180,196				
Fund Balance, End of Period					\$ 993,416	\$ 2,024,796	\$ (1,031,380)			

Footnotes:

(1) The quarterly budget column is only the annual budget divided by 4. Please keep in mind that while expenditures happen fairly evenly throughout the year, revenues are highly variable based on the property tax collection cycle and the timing of categorical and grant revenues.

(2) Payments only made 2x per year. First payment will be made in December, second payment in June.


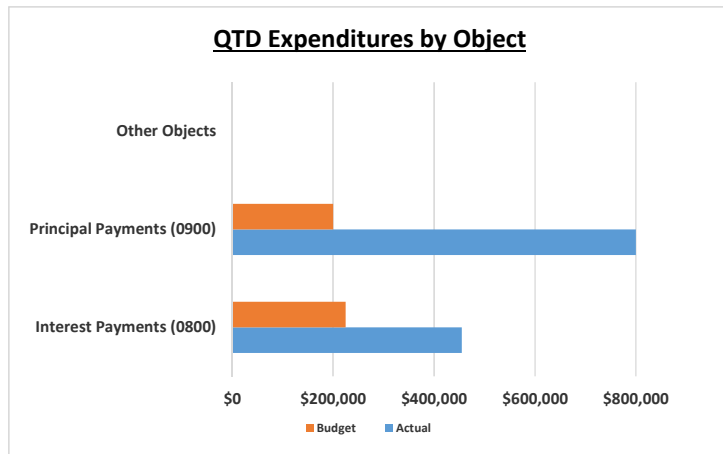
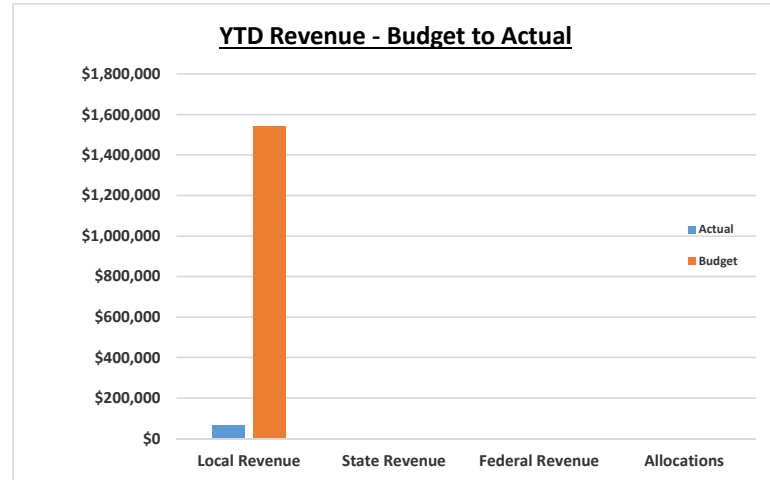
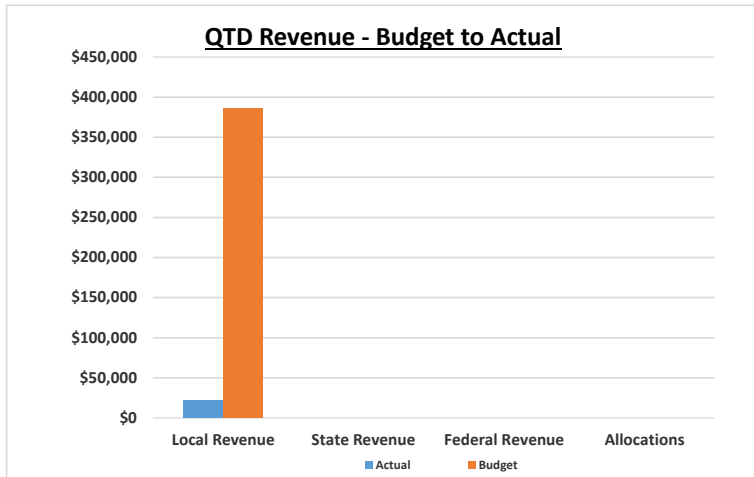
The purpose of the Bond Redemption Fund is to record the revenues from a tax levy for the purpose of satisfying voter-approved bonded indebtedness obligations, including principal, interest, and related expenditures.

Strasburg School District 31J

Balance Sheet
Bond Redemption Fund (31)
December 31, 2024

	<u>FY 24-25</u>	<u>FY 23-24</u>
Assets		
Cash and investments	\$977,258	\$1,135,817
Receivables	\$0	
Prepaid expenses		
Due to other Funds		
Total Assets	<u>\$977,258</u>	<u>\$1,135,817</u>
Liabilities		
Accounts Payable		
Accrued Salaries		
Deferred Revenue	\$0	
Due to other funds		
Total Liabilities	<u>\$0</u>	<u>\$0</u>
Fund Equity		
Restricted	\$977,258	\$1,135,817
Unassigned		
Total Fund Equity	<u>\$977,258</u>	<u>\$1,135,817</u>
Total Liabilities and Fund Equity	<u>\$977,258</u>	<u>\$1,135,817</u>

Strasburg School District 31J
Quarterly Financial Summary
Bond Redemption Fund
December 31, 2024



Strasburg School District 31J

Quarterly Financial Summary

Building Fund (41)

December 31, 2024

	FY 24-25 SECOND QUARTER				FY 24-25 YEAR-TO-DATE				FY 23-24 2nd Quarter	Footnotes
	2nd Quarter	1/4 x Annual	Variance	% Used	YTD	Annual	Variance	Percentage Recvd or Used	QTD	
	Actual	Budget (1)			Actual	Budget			Actual	
Revenues										
Local Revenue	2,257	2,500	(243)	90.30%	11,077	10,000	1,077	110.77%	111	
State Revenue		0	0	N/A			0	N/A		
Federal Revenue		0	0	N/A			0	N/A		
Allocations		590,000	(590,000)	0.00%		2,360,000	(2,360,000)	0.00%		
Total Revenues	\$ 2,257	\$ 592,500	\$ (590,243)	0.38%	\$ 11,077	\$ 2,370,000	\$ (2,358,923)	0.47%	\$ 111	
Expenditures										
Salaries	0	0	0	N/A	0	0	0	N/A		
Employee Benefits	0	0	0	N/A	0	0	0	N/A		
Professional Services	0	0	0	N/A	0	0	0	N/A		
Property Services	308,192	342,853	34,661	89.89%	1,153,029	1,371,413	218,384	84.08%	0	
Other Services	0	0	0	N/A	0	0	0	N/A		
Supplies & Materials	0	0	0	N/A	0	0	0	N/A		
Equipment	249,880	240,321	(9,559)	103.98%	961,285	961,285	0	100.00%	88,000	
Other Objects	0	0	0	N/A	0	0	0	N/A		
Total Expenditures	\$ 558,073	\$ 583,174	\$ 25,101	95.70%	\$ 2,114,314	\$ 2,332,698	\$ 218,384	90.64%	\$ 88,000	
Other Financing Uses										
Transfers Out	0	0	0	N/A			0	N/A		
Total Other Financing Uses	\$ -	\$ -	\$ -	N/A	\$ -	\$ -	\$ -	N/A	\$ -	
Income (Loss)	\$ (555,815)	\$ 9,326	\$ (565,141)		\$ (2,103,237)	\$ 37,302	\$ (2,140,539)	-5638.36%	\$ (87,889)	
Audited/Estimated Fund Balance, Beginning of Year					(158,765)	(158,765)				
Fund Balance, End of Period					\$ (2,262,002)	\$ (121,463)	\$ (2,140,539)			

Footnotes:

(1) The quarterly budget column is only the annual budget divided by 4. Please keep in mind that while expenditures happen fairly evenly throughout the year, revenues are highly variable based on the property tax collection cycle and the timing of categorical and grant revenues.

The Building Fund is used to account for revenues and expenditures related to current construction project.

Strasburg School District 31J

Balance Sheet
Building Fund (41)
December 31, 2024

	<u>FY 24-25</u>	<u>FY 23-24</u>
Assets		
Cash and investments	\$153,563	\$1,228,654
Receivables		
Prepaid expenses		
Due to other Funds	<u>(\$2,360,000)</u>	
Total Assets	<u>(\$2,206,437)</u>	<u>\$1,228,654</u>
Liabilities		
Accounts Payable	\$0	
Accrued Salaries		
Deferred Revenue		
Due to other funds		
Total Liabilities	<u>\$0</u>	<u>\$0</u>
Fund Equity		
Restricted		
Unassigned	<u>(\$2,206,437)</u>	<u>\$1,228,654</u>
Total Fund Equity	<u>(\$2,206,437)</u>	<u>\$1,228,654</u>
Total Liabilities and Fund Equity	<u>(\$2,206,437)</u>	<u>\$1,228,654</u>

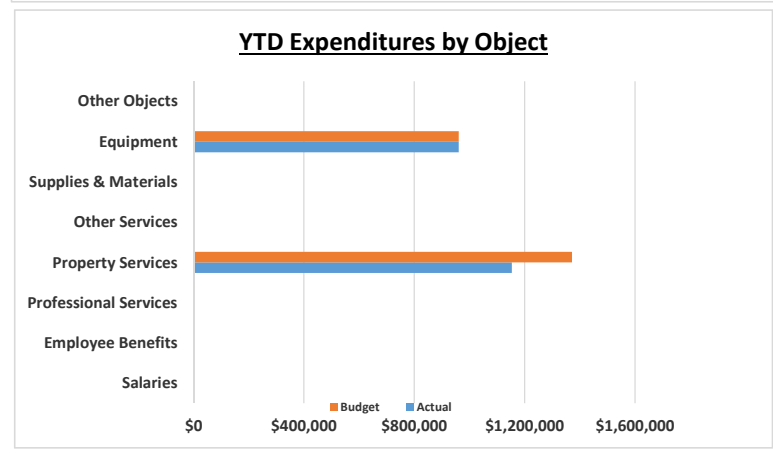
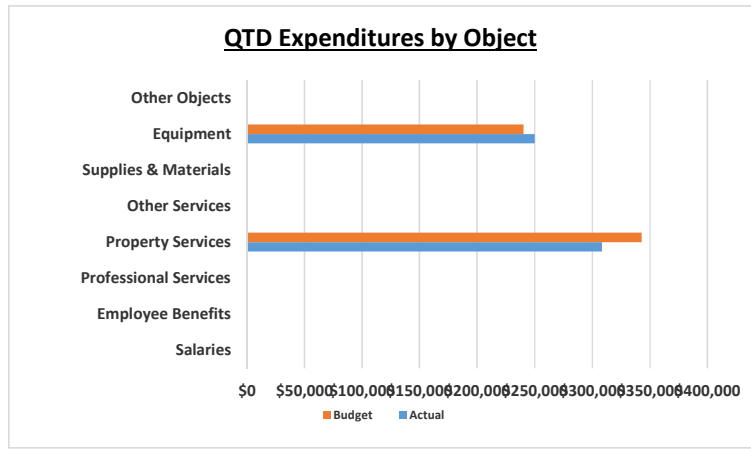

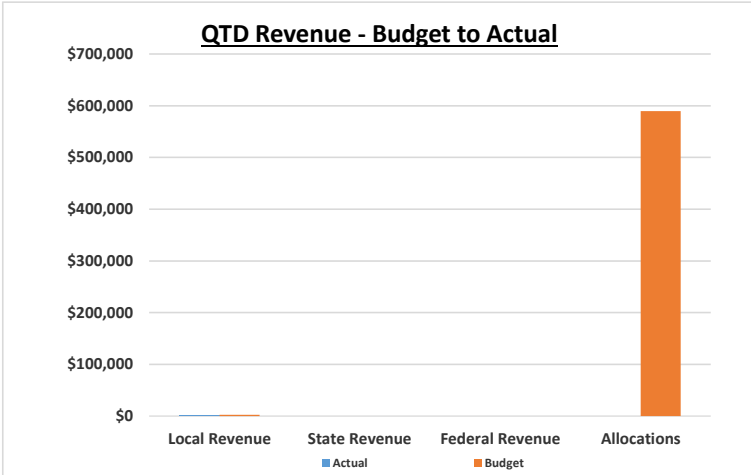
Strasburg School District 31J

Quarterly Financial Summary

Building Fund (41)

December 31, 2024

Building Fund



Strasburg School District 31J

Quarterly Financial Summary

Capital Reserve Fund (43)

December 31, 2024

	FY 24-25 SECOND QUARTER				FY 24-25 YEAR-TO-DATE				FY 23-24 2nd Quarter	Footnotes
	2nd Quarter	1/4 x Annual	Variance	% Used	YTD	Annual	Variance	Percentage Recvd or Used	QTD	
	Actual	Budget			Actual	Budget			Actual	
Revenues										
Local Revenue	386	47,006	(46,620)	0.82%	2,010	188,025	(186,015)	1.07%	1,691	
State Revenue	0	0	0	N/A	0	0	0	N/A	0	
Federal Revenue		0	0	N/A			0	N/A		
Allocations		(75,000)	75,000	0.00%		(300,000)	300,000	0.00%		
Total Revenues	\$ 386	\$ (27,994)	\$ 28,380	-1.38%	\$ 2,010	\$ (111,975)	\$ 113,985	-1.79%	\$ 1,691	
Expenditures										
Salaries	0	0	0	N/A	0	0	0	N/A	0	
Employee Benefits	0	0	0	N/A	0	0	0	N/A	0	
Professional Services	0	0	0	N/A	0	0	0	N/A	0	
Property Services	0	0	0	N/A	0	0	0	N/A	0	
Other Services	0	0	0	N/A	0	0	0	N/A	0	
Supplies & Materials	0	0	0	N/A	0	0	0	N/A	0	
Equipment	0	0	0	N/A	0	0	0	N/A	0	
Other Objects	0	0	0	N/A	0	0	0	N/A	0	
Total Expenditures	\$ -	\$ -	\$ -	N/A	\$ -	\$ -	\$ -	N/A	\$ -	
Other Financing Uses										
Transfers Out	0	0	0	N/A			0	N/A		
Total Other Financing Uses	\$ -	\$ -	\$ -	N/A	\$ -	\$ -	\$ -	N/A	\$ -	
Income (Loss)	\$ 386	\$ (27,994)	\$ 28,380		\$ 2,010	\$ (111,975)	\$ 113,985	-1.79%	\$ 1,691	
Audited/Estimated Fund Balance, Beginning of Year					557,064	568,578				
Fund Balance, End of Period					\$ 559,074	\$ 456,603	\$ 113,985			

Footnotes:

(1) The quarterly budget column is only the annual budget divided by 4. Please keep in mind that while expenditures happen fairly evenly throughout the year, revenues are highly variable based on the property tax collection cycle and the timing of categorical and grant revenues.

Strasburg School District 31J

Balance Sheet
Capital Reserve Fund (43)
December 31, 2024

	<u>FY 24-25</u>	<u>FY 23-24</u>
Assets		
Cash and investments	\$270,588	\$560,343
Receivables		
Prepaid expenses		
Due from other Funds	\$300,000	
Total Assets	<u>\$570,588</u>	<u>\$560,343</u>
Liabilities		
Accounts Payable		
Accrued Salaries		
Deferred Revenue		
Due to other funds		
Total Liabilities	<u>\$0</u>	<u>\$0</u>
Fund Equity		
Restricted	\$570,588	\$560,343
Unassigned		
Total Fund Equity	<u>\$570,588</u>	<u>\$560,343</u>
Total Liabilities and Fund Equity	<u>\$570,588</u>	<u>\$560,343</u>

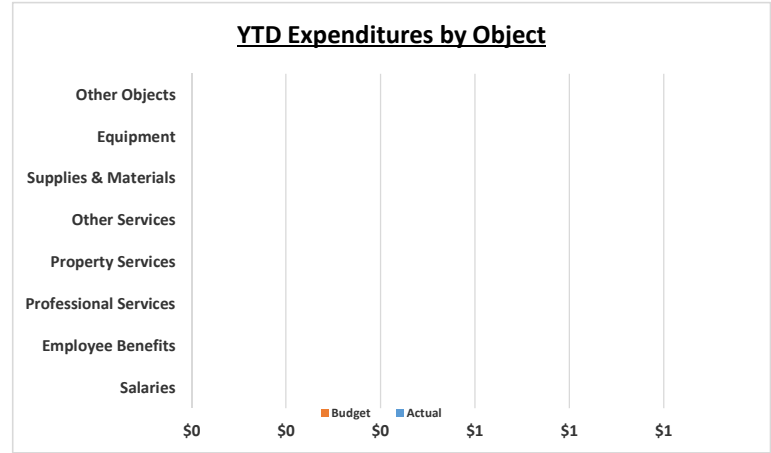
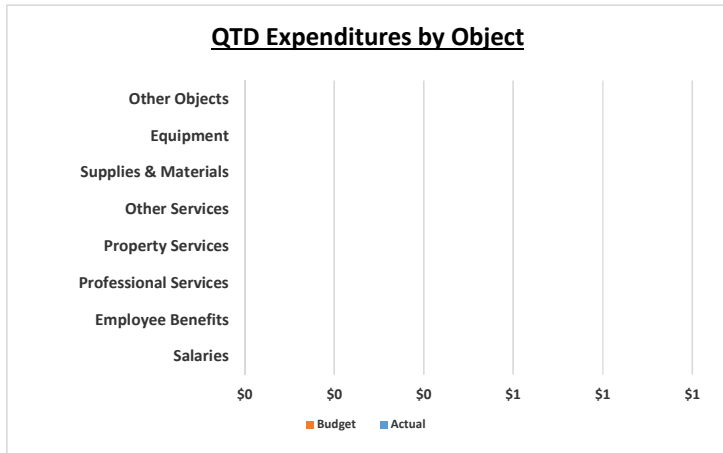
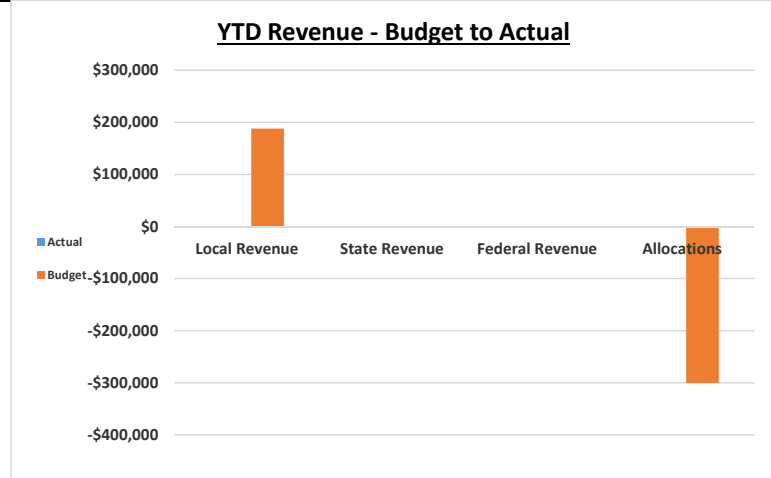
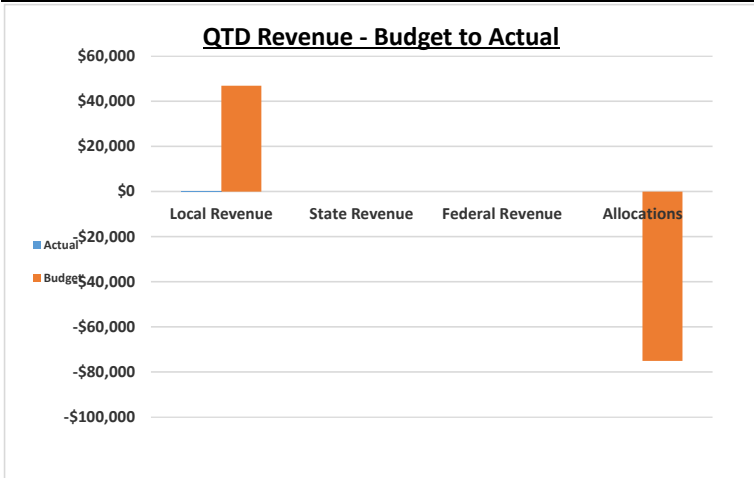
Strasburg School District 31J

Quarterly Financial Summary

Capital Reserve Fund (43)

December 31, 2024

Capital Reserve/Capital Projects Fund



Strasburg School District 31J

Quarterly Financial Summary

Student Activity Fund

December 31, 2024

	FY 24-25 SECOND QUARTER				FY 24-25 YEAR-TO-DATE				FY 23-24	Footnotes
	2nd Quarter	1/4 x Annual	Variance	% Used	YTD	Annual	Variance	Percentage Recv'd or Used	2nd Quarter	
	Actual	Budget			Actual	Budget			Actual	
Revenues										
Local Revenue	65,896	100,000	(34,104)	65.90%	141,411	400,000	(258,589)	35.35%		27,815
State Revenue		0	0	N/A			0	N/A		
Federal Revenue		0	0	N/A			0	N/A		
Allocations		0	0	N/A			0	N/A		
Total Revenues	\$ 65,896	\$ 100,000	\$ (34,104)	65.90%	\$ 141,411	\$ 400,000	\$ (258,589)	35.35%	\$	27,815
Expenditures										
Salaries		0	0	N/A			0	N/A		
Employee Benefits		0	0	N/A			0	N/A		
Professional Services		0	0	N/A			0	N/A		
Property Services		0	0	N/A			0	N/A		
Other Services		0	0	N/A			0	N/A		
Supplies & Materials	95,154	93,750	(1,404)	101.50%	161,749	375,000	213,251	43.13%		25,356
Equipment		0	0	N/A			0	N/A		
Other Objects		0	0	N/A			0	N/A		
Total Expenditures	\$ 95,154	\$ 93,750	\$ (1,404)	101.50%	\$ 161,749	\$ 375,000	\$ 213,251	43.13%	\$	25,356
Other Financing Uses										
Transfers Out	0	0	0	N/A			0	N/A		
Total Other Financing Uses	\$ -	\$ -	\$ -	N/A	\$ -	\$ -	\$ -	N/A	\$	-
Income (Loss)	\$ (29,258)	\$ 6,250	\$ (35,508)		\$ (20,337)	\$ 25,000	\$ (45,337)	-81.35%	\$	2,459
Audited/Estimated Fund Balance, Beginning of Year					191,356	191,356				
Fund Balance, End of Period					\$ 171,019	\$ 216,356	\$ (45,337)			

Footnotes:

(1) The quarterly budget column is only the annual budget divided by 4. Please keep in mind that while expenditures happen fairly evenly throughout the year, revenues are highly variable based on the property tax collection cycle and the timing of categorical and grant revenues.

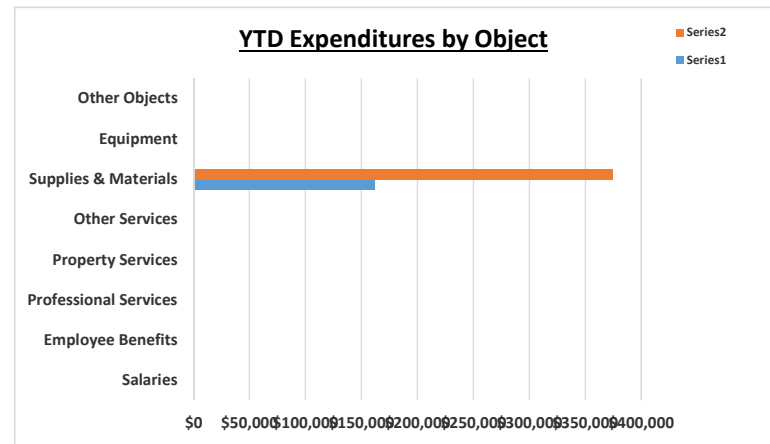
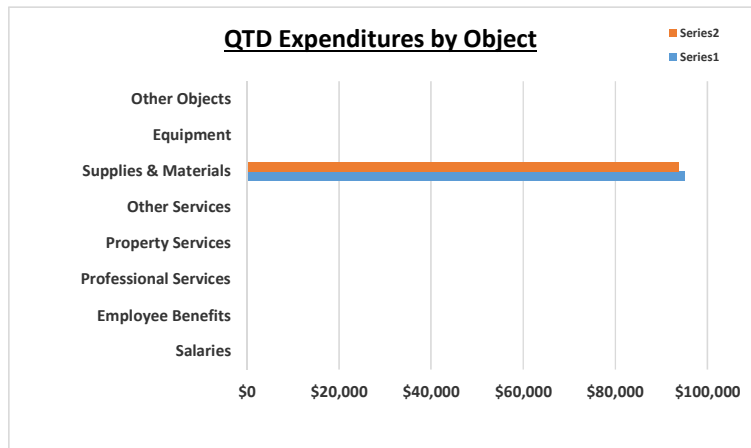
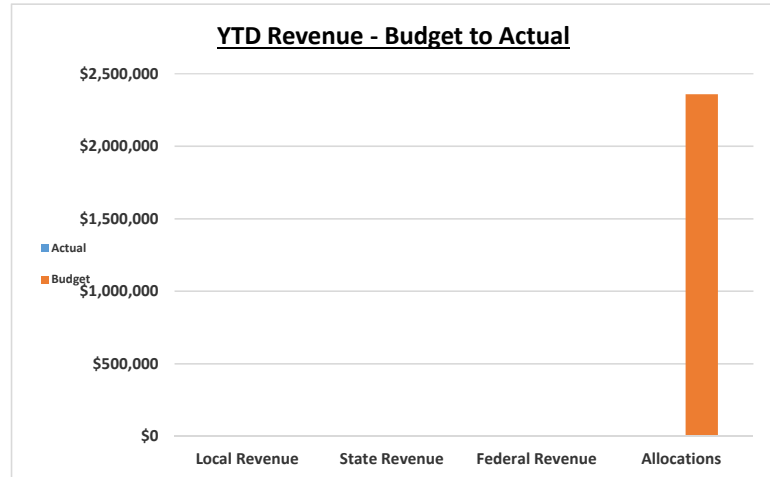
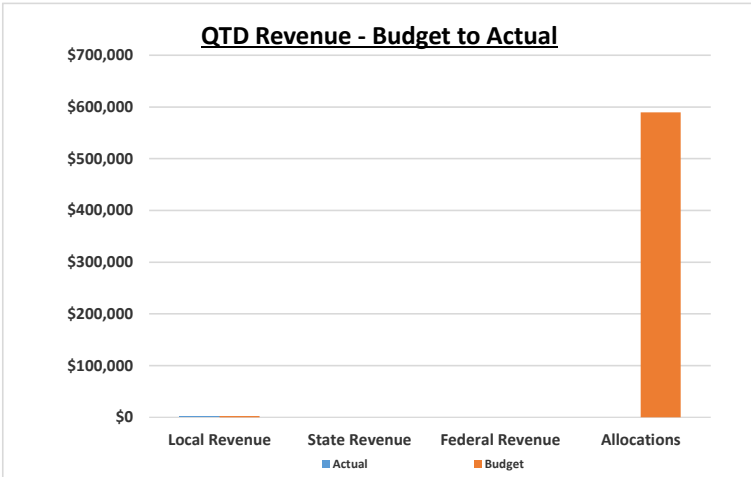
The Activity Fund is used to record financial transactions related to school-sponsored pupil interscholastic and intrascholastic athletic and related events. These activities are supported in whole or in part by revenues from pupils and fund-raising activities.

Strasburg School District 31J

Balance Sheet
Student Activity Fund
December 31, 2024

	<u>FY 24-25</u>	<u>FY 23-24</u>
Assets		
Cash and investments		\$203,562
Receivables		
Prepaid expenses		
Due to other Funds		
Total Assets	<u>\$0</u>	<u>\$203,562</u>
Liabilities		
Accounts Payable		
Accrued Salaries		
Deferred Revenue		
Due to other funds		
Total Liabilities	<u>\$0</u>	<u>\$0</u>
Fund Equity		
Restricted		\$203,562
Unassigned		
Total Fund Equity	<u>\$0</u>	<u>\$203,562</u>
Total Liabilities and Fund Equity	<u>\$0</u>	<u>\$203,562</u>

Strasburg School District 31J
Quarterly Financial Summary
Student Activity Fund
December 31, 2024



CRS - 22-45-102 (b)

(b) The board of education of each school district shall review the financial condition of said school district at least quarterly during the fiscal year. The board shall require the secretary, treasurer, or any employee who has duties which relate to the fiscal affairs of said school district to submit a financial report covering the fiscal actions involving the general fund, and other funds that the board may request, at least quarterly. At a minimum, the report shall include:

- (I)** The actual amounts spent and received as of the date of the report from each of the several funds budgeted by the district for the fiscal year, expressed as dollar amounts and as percentages of the annual budget;
- (II)** The actual amounts spent and received for each fund for the same period in the preceding fiscal year, expressed as dollar amounts and as percentages of the annual budget;
- (III)** The expected year-end fund balances, expressed as dollar amounts and as percentages of the annual budget; and
- (IV)** A comparison of the expected year-end fund balances with the amount budgeted for that fiscal year.