

To view this meeting, the livestream link is:

**To make a public comment, the call in number is
(US)**

BOE CFF Sub Committee Meeting-LOCATION CHANGE
June 24, 2026

BOE Conference Room 1
Municipal Building
3 Primrose Street
Newtown, CT 06470
6:00 PM

As stewards of Newtown Public Schools, we commit to conducting ourselves with honesty, integrity, and respect. Guided by Newtown's Core Values and the Portrait of a Graduate, we will strive to prepare every student to think critically and innovate with curiosity; adapt, persevere, and pursue goals with strategic focus; act with compassion, collaborate across differences, and communicate with clarity. We hold ourselves to the same attributes we seek to instill in our students, embodying them in our work together.

AGENDA

1. CALL TO ORDER
2. PUBLIC PARTICIPATION
3. NEW BUSINESS
 - A. Approval of BOE CFF Subcommittee Minutes of April 21, 2026
 - B. Itemized Estimates with Transfers for May 2026
 - C. OPEB Explanation
 - D. Mitchell Fuel Contract Extension for the 2026-2027 school year.
 - E. Facilities Update
 1. Recap of '25-'26 Capital Projects
 2. Preview of Expected Summer Projects
4. PUBLIC PARTICIPATION
5. ADJOURNMENT

***During the first Public Participation, the Board welcomes commentary regarding items on the agenda. After being recognized, please state your name and address for the record. Per Board Policy 9325, we request that speakers be respectful and limit comments to not more than three minutes, and we note that public complaints about employees are not permitted during meetings. All such concerns should instead be submitted to the Superintendent. During the second Public Participation, commentary may address the agenda or may introduce issues for the Board to consider in the future. The Board does not engage in dialogue during either public comment period. If you desire more information or answers to specific questions, please email the Board: NewtownBOE@newtown.k12.ct.us*

Newtown Public Schools
BoE CFF Subcommittee Minutes
April 21, 2026 | 6:00 PM
BOE Conference Room #2

Members Present

Alison Plante, Melissa Beylouni, Anne Uberti, Tanja Gouveia, John Barlow, Steve Goodridge (BOF)

Members Absent

Shannon Tomai

Call to Order

Mrs. Plante called the meeting to order at 6:03 p.m.

Public Participation

There was no public participation.

New Business

Approval of Previous Meeting Minutes

Mrs. Beylouni moved to approve the BOE CFF Subcommittee Minutes of March 16, 2026. Mrs. Plante seconded the motion. All members voted in favor, and the motion passed.

March Itemized Estimates Report

Ms. Gouveia presented the third-quarter Itemized Estimates Report for the period ending March 31, 2026.

The district has expended approximately \$62 million, with an additional \$23.6 million encumbered, totaling \$86 million or 93.76% of the total budget. With \$5.4 million in anticipated obligations, the projected year-end balance is \$295,065, representing 99.68% of the total budget expended. The anticipated balance decreased by \$7,700 from the prior month and by \$14,657 over the last three months.

Key updates included:

- Certified salary accounts increased by \$59,142, including adjustments for homebound tutors and substitute staffing.
- In our Non-Certified salary account Special Education Services decreased by nearly \$30,000 due to the hiring of three new Behavior Technicians while Custodial overtime increased due to coverage for employees on FML leave.
- Salary accounts overall remain in a strong position with a projected year-end balance of \$140,083.
- No changes in Employee Benefits. FICA and Medicare will be looked at again in another month to tighten up before we close in on year-end.
- Professional services increased due to attorney fees related to negotiations with Behavior Technicians.
- In Other Purchased Services our Contracted Services subaccount increased by \$30K. Transportation decreased by \$18K due to a student who was sharing a ride and is now on his own due to a change in schools. In communications we continue to keep reducing the analog lines but with Frontier's rate increase in January this account had resulted in a deficit, at this time the deficit has been removed.
- In our Supply account, natural gas continues to show a deficit due to high demand and rising costs, while electricity shows a surplus due to virtual net metering credits.

- A small revenue was received in our tuition accounts.

No additional questions or comments were raised regarding the financial report.

Healthy Food Certification

Ms. Gouveia provided an overview of the Healthy Food Certification process and the National School Lunch Program.

The Board will be required to approve two motions at the May Board meeting:

1. Confirmation that the district will comply with Connecticut Nutrition Standard Guidelines.
2. Approval allowing the sale of non-compliant foods and beverages to students outside the regular school day or on weekends.
3. Approved Board meeting minutes and motions must be submitted to the State before the end of June to complete certification.

Chartwells Contract Renewal

Ms. Gouveia reported that the 2026–2027 school year will be the final year of the current Chartwells contract.

The fourth renewal with the State is due by the end of June. The Consumer Price Index (CPI) rate for 2026–2027 is 3.9%, which is the maximum allowable increase for administrative and management fees. These fees represent Chartwells' revenue, as they do not profit directly from food sales.

A meeting with Chartwells will be scheduled in the coming weeks to finalize the renewal.

Non-Lapsing Account Update

Ms. Gouveia reviewed updates to the non-lapsing account.

- Middle School air conditioning installation remains an ongoing project, with \$35,811 spent to date and an additional \$15,000 anticipated to complete the remaining two rooms.
- The final cost for the workflow analysis with CLA is \$25,725.

The remaining balance in the Non-Lapsing Account is now \$298,257 for general use.

Facilities Update

Summer Projects and RFP Timeline

Mr. Barlow reviewed summer projects and timelines, including:

- Middle Gate School Millwork: Planning is underway with the principal, teachers, and vendor to develop classroom millwork improvements.
- Newtown High School Pool Restoration: A consortium quote was received for \$628,000, slightly under the \$640,000 allocation. No contingency is included, and additional drainage issues may arise once work begins.
- High School Fire/Intrusion Alarm: Estimated at \$212,000 and will move to RFP due to lack of available State contractor or consortium.

- High School HVAC Project: Estimate remains at \$2.3 million with no increase from Trane. Pending referendum approval, authorization will proceed to secure pricing.
- HOM School Paving: Coordination is underway with Public Works and oil tank removals.
- Middle Gate Bathroom Renovations: Estimated at \$19,000 per single-stall unit, allowing for 11 units under the \$220,000 allocation. Two units have been completed successfully.
- Pool Air Handler Project: Vendor meetings are underway for a turn-key consortium project planned for 2028.

New Water Testing Requirements

Mr. Barlow discussed new State of Connecticut requirements for PFAS (microplastics) water testing.

HOM School has two water entry points and is classified as having its own water system. Annual testing will be required for each entry point at a cost of just over \$1,000 per test.

These expenses will be included under the Professional Services budget line for water testing. Annual reports will be posted publicly on the district website. This new State requirement is expected to significantly increase costs moving forward.

Middle School Air Conditioning Update

Mr. Barlow reported continued progress on the middle school air conditioning installation.

- C-wing classrooms are now fully wired.
- Approximately 80% of the building installation is complete.
- Fifteen additional units are expected next week.
- The chorus room requires mini-split units due to the lack of accessible windows and room size limitations.

The initial estimate for the two mini-splits is \$17,000, though efforts are being made to reduce the cost. The total project was originally approved for \$60,000 and is now projected to remain around \$50,000, even with the additional mini-splits included.

Public Participation

There was no public participation.

Adjournment

Mrs. Plante moved to adjourn the meeting. Mrs. Beylouni moved the motion, and Mrs. Plante seconded. All members voted in favor.

The meeting adjourned at 6:49 p.m.

Respectfully Submitted,
Joanne Morris

THESE ARE DRAFT MINUTES AND ARE SUBJECT TO THE APPROVAL OF THE BOE CFF SUB COMMITTEE

**NEWTOWN BOARD OF EDUCATION
MONTHLY FINANCIAL REPORT
MARCH 31, 2025**

Quarterly Financial Update – January – March 2026

The third quarter financial report provides a year-to-date snapshot of district expenditures, encumbrances, and anticipated obligations. To reflect a more accurate projection of our year-end position, most of the unencumbered balances are accounted for in the anticipated obligations column and projected as a “full-spend”.

During the month of March, the district expended approximately **\$6.2 million** on all operations. Of this amount, **\$4.4 million** represented salaries and **\$1.8 million** covered all other expenditure categories. At this time, overall spending trends appear to be within normal limits.

Year-to-date, the district has expended **\$62,365,435**. An additional **\$23,650,090** is currently encumbered, and we anticipate approximately **\$5,434,054** in remaining expenditures through year-end. Based on current projections, the district is expected to close the fiscal year with a balance of approximately **\$295,065**, representing **99.68%** of the total budget expended.

Over the past three months, the projected year-end balance has decreased by **\$14,657** and over the prior month, the balance has decreased by **\$7,785**. While this reflects a relatively minor net change, there have been notable fluctuations across multiple budget accounts as projections have been refined and expenditures have been aligned with operational needs.

Key Financial Highlights

SALARY ACCOUNTS

- **Overall Position:** The overall salary account balance remains positive, with adjustments occurring across a variety of accounts. These changes are primarily attributable to ongoing refinements and timing-related factors typical for this point in the fiscal year.
- **Certified Salaries:**
 - Over the prior month, the balance within these accounts increased by **\$59,142**. The majority of this increase can be attributed to adjustments for homebound tutoring and the cost of substitutes. These areas are routinely refined as we approach year-end as actual needs will differ from initial projections.
 - This year, we were able to fill just about all building sub positions, as the job market has begun to rebound and Newtown is once again gaining recognition as an employer. This represents a notable improvement from two years ago, when hiring was particularly challenging, and even last year remained difficult. With these positions filled, the district can reduce its reliance on daily subs, resulting in a more cost-effective and efficient coverage model. As a result, we have adjusted the daily subs expense line to more accurately align with actual spending trends.

- **Non-Certified Salaries:**

While the balance within the non-certified group remains strong, it has decreased over the prior month primarily due to the onboarding of three new behavior technicians (resulting in a decrease of approximately \$30,000), and an increase in estimated custodial overtime costs, currently having three custodians out on FMLA leave. In accordance with contractual requirements, these positions must be backfilled during their absence, resulting in temporary cost increases.

EMPLOYEE BENEFITS

- There have been no significant changes in employee benefits over the past month. We continue to project a deficit in both FICA and 401(a) pension accounts; however, these accounts will be recalculated in April and May to reflect updated payroll data and year-end projections. Adjustments were made to these accounts last month as part of our normal recalculations. Again, this is an area of the budget that routinely changes throughout the year and must be updated to capture current expenditures.

PROFESSIONAL SERVICES

- Within professional services, the projected cost for attorney fees has increased by approximately \$13,000 over the past month due to the scheduling of a mediation session as part of ongoing contract negotiations with our behavior technicians. This process has been underway for nearly a full year, and the additional costs reflect efforts to bring the matter to resolution.

PURCHASED PROPERTY SERVICES

- There have been minor adjustments within purchased property services. A small balance remains in building contracted services, as all contracts have been either paid or fully encumbered. We also anticipate a modest balance in water accounts, though this may change as irrigation season begins.
- Building site and emergency repairs, which often function as a contingency line due to its variability, is currently projected to be fully expended by year-end. While this account has historically been over-expended, current spending trends indicate it is on track to remain flat. However, due to the aging condition of district facilities and the unpredictable nature of weather-related impacts, we continue to closely monitor this account through year-end while maintaining a cautiously favorable outlook.

OTHER PURCHASED SERVICES

- **Contracted Services**

Within contracted services, we have included an additional anticipated obligation of approximately \$30,000 to cover behavior technician contracted services through year-end. Although three new technicians have been hired, we are contractually obligated to maintain service due to a three-month contractual requirement from each employee's date of hire.

- **Transportation Services**

In transportation, the projected outlook has decreased by approximately \$18,000 due to an outplaced student transferring to a new school. Previously, the student was able to share a bus route with other students; however, as a result of the transfer, a dedicated route is now required.

- **Communications**

Under communications, the account has shifted into a negative position, primarily driven by legacy telephone lines. The district has been actively working to eliminate these analog lines due to their significant cost. Although some savings were achieved earlier in the year, a rate increase implemented by Frontier in January has resulted in a current deficit in this account. Efforts to reduce and phase out these lines will continue into next year.

SUPPLIES

- **Electricity**

Our supply accounts continue to show a surplus, driven primarily by electricity. This is the opposite of last year, when these accounts experienced a significant deficit due to increases in public benefit charges, combined with a decrease in virtual net metering credits. Those charges have since been reduced and our virtual net metering credits have rebounded. It is important to note that the electric budget was developed based on prior-year expenditures, as volatility in the market led to uncertainty in future projections.

- **Natural Gas**

We are currently experiencing the opposite trend in our natural gas accounts. A colder-than-normal winter, combined with volatility in the commodity market, has significantly driven up demand. Over the past few months, we have experienced an increase of more than 70%. With warmer weather now arriving, we are optimistic that the Costs will begin to level off moving forward.

REVENUE

We have received a total of \$28,650 in tuition revenue, \$4,040 in miscellaneous, and \$2,117 for the sale of old equipment for a grand total of \$34,807. This revenue belongs to the Town and will be remitted in accordance with established practices.

Tanja Gouveia
Director of Business & Finance
April 13, 2026

**NEWTOWN BOARD OF EDUCATION
2025-26 BUDGET SUMMARY REPORT
FOR THE MONTH ENDING MARCH 31, 2026**

OBJECT CODE	EXPENSE CATEGORY	2025-2026		YTD TRANSFERS 2025-2026	CURRENT BUDGET	YTD EXPENDITURE	ENCUMBER	BALANCE	ANTICIPATED OBLIGATIONS	PROJECTED BALANCE	% EXP
		EXPENDED 2024-2025	APPROVED BUDGET								
600	SUPPLIES										
	Instructional & Library Supplies	\$ 871,340	\$ 889,058	\$ 8,711	\$ 897,769	\$ 577,499	\$ 82,120	\$ 238,150	\$ 238,150	\$ -	100.00%
	Software, Medical & Office Supplies	\$ 253,148	\$ 223,475	-	\$ 223,475	\$ 134,566	\$ 58,832	\$ 30,077	\$ 30,077	\$ -	100.00%
	Plant Supplies	\$ 340,100	\$ 343,000	-	\$ 343,000	\$ 267,880	\$ 27,892	\$ 47,228	\$ 48,731	\$ (1,503)	100.44%
	Electric	\$ 1,272,054	\$ 1,292,646	-	\$ 1,292,646	\$ 696,772	-	\$ 595,874	\$ 415,874	\$ 180,000	86.08%
	Propane & Natural Gas	\$ 347,578	\$ 372,000	-	\$ 372,000	\$ 324,531	-	\$ 47,469	\$ 142,469	\$ (95,000)	125.54%
	Heating Oil	\$ 41,133	\$ 74,045	-	\$ 74,045	\$ 58,596	-	\$ 15,449	\$ 15,449	\$ -	100.00%
	Fuel for Vehicles & Equip.	\$ 133,110	\$ 158,821	-	\$ 158,821	\$ 159,590	-	\$ (769)	\$ (769)	\$ -	100.00%
	Textbooks	\$ 174,891	\$ 196,818	-	\$ 196,818	\$ 153,349	\$ 7,563	\$ 35,906	\$ 32,906	\$ 3,000	98.48%
	SUBTOTAL SUPPLIES	\$ 3,433,354	\$ 3,549,863	\$ 8,711	\$ 3,558,574	\$ 2,372,782	\$ 176,408	\$ 1,009,385	\$ 922,888	\$ 86,497	97.57%
700	PROPERTY										
	Technology Equipment	\$ 319,910	\$ 402,799	-	\$ 402,799	\$ 149,403	\$ 137,100	\$ 116,296	\$ 116,296	\$ -	100.00%
	Other Equipment	\$ 71,160	\$ 50,919	-	\$ 50,919	\$ 41,048	\$ 7,172	\$ 2,699	\$ 1,384	\$ 1,315	97.42%
	SUBTOTAL PROPERTY	\$ 391,070	\$ 453,718	-	\$ 453,718	\$ 190,451	\$ 144,272	\$ 118,995	\$ 117,680	\$ 1,315	99.71%
800	MISCELLANEOUS										
	Memberships	\$ 76,658	\$ 86,544	-	\$ 86,544	\$ 68,376	\$ 1,808	\$ 16,361	\$ 16,361	\$ -	100.00%
	SUBTOTAL MISCELLANEOUS	\$ 76,658	\$ 86,544	-	\$ 86,544	\$ 68,376	\$ 1,808	\$ 16,361	\$ 16,361	\$ -	100.00%
910	SPECIAL ED CONTINGENCY	\$ -	\$ 100,000	-	\$ 100,000	\$ -	\$ -	\$ 100,000	\$ -	\$ 100,000	0.00%
	<i>Adjustment - TBD</i>	\$ (4,926)									
	TOTAL LOCAL BUDGET	\$ 87,233,552	\$ 91,744,644	\$ 0	\$ 91,744,644	\$ 62,365,435	\$ 23,650,090	\$ 5,729,119	\$ 5,434,054	\$ 295,065	99.68%
900	Transfer to Non-Lapsing	\$ 170,588									
	GRAND TOTAL	\$ 87,404,140	\$ 91,744,644	\$ 0	\$ 91,744,644	\$ 62,365,435	\$ 23,650,090	\$ 5,729,119	\$ 5,434,054	\$ 295,065	99.68%

**NEWTOWN BOARD OF EDUCATION
2025-26 BUDGET SUMMARY REPORT
FOR THE MONTH ENDING MARCH 31, 2026**

OBJECT CODE	EXPENSE CATEGORY	2025-2026		YTD		CURRENT BUDGET	YTD EXPENDITURE	ENCUMBER	BALANCE	ANTICIPATED OBLIGATIONS	PROJECTED BALANCE	% EXP
		EXPENDED 2024-2025	APPROVED BUDGET	TRANSFERS 2025-2026	2025-2026							
100	SALARIES											
	Administrative Salaries	\$ 4,482,797	\$ 4,334,307	\$ 22,712	\$ 4,357,019	\$ 4,357,019	\$ 3,153,959	\$ 1,248,434	\$ (45,374)	\$ 4,730	\$ (50,104)	101.15%
	Teachers & Specialists Salaries	\$ 35,826,938	\$ 36,487,451	\$ (86,487)	\$ 36,400,964	\$ 36,400,964	\$ 22,453,372	\$ 13,953,335	\$ (5,744)	\$ (52,709)	\$ 46,965	99.87%
	Early Retirement	\$ 13,000	\$ 76,000	\$ -	\$ 76,000	\$ 76,000	\$ 76,309	\$ -	\$ (309)	\$ -	\$ (309)	100.41%
	Continuing Ed./Summer School	\$ 136,964	\$ 133,394	\$ 1,679	\$ 135,073	\$ 135,073	\$ 108,137	\$ 15,523	\$ 11,413	\$ 11,413	\$ -	100.00%
	Homebound & Tutors Salaries	\$ 163,771	\$ 172,919	\$ 2,621	\$ 175,540	\$ 175,540	\$ 91,774	\$ 37,500	\$ 46,265	\$ 11,679	\$ 34,587	80.30%
	Certified Substitutes	\$ 894,415	\$ 889,140	\$ -	\$ 889,140	\$ 889,140	\$ 591,357	\$ 190,688	\$ 107,095	\$ 127,750	\$ (20,655)	102.32%
	Coaching/Activities	\$ 712,091	\$ 730,180	\$ -	\$ 730,180	\$ 730,180	\$ 387,912	\$ 3	\$ 342,265	\$ 342,265	\$ -	100.00%
	Staff & Program Development	\$ 117,219	\$ 107,450	\$ -	\$ 107,450	\$ 107,450	\$ 30,590	\$ 67,069	\$ 9,791	\$ 9,791	\$ -	100.00%
	CERTIFIED SALARIES	\$ 42,347,194	\$ 42,930,841	\$ (59,475)	\$ 42,871,366	\$ 42,871,366	\$ 26,893,411	\$ 15,512,552	\$ 465,402	\$ 454,918	\$ 10,484	99.98%
	Supervisors & Technology Salaries	\$ 1,009,850	\$ 988,625	\$ 15,133	\$ 1,003,758	\$ 1,003,758	\$ 667,327	\$ 242,481	\$ 93,950	\$ 47,194	\$ 46,756	95.34%
	Clerical & Secretarial Salaries	\$ 2,342,800	\$ 2,351,223	\$ -	\$ 2,351,223	\$ 2,351,223	\$ 1,633,416	\$ 724,567	\$ (6,760)	\$ 700	\$ (7,460)	100.32%
	Paraeducators	\$ 2,989,568	\$ 2,955,471	\$ 227,491	\$ 3,182,962	\$ 3,182,962	\$ 2,068,586	\$ 1,075,666	\$ 38,711	\$ 9,980	\$ 28,730	99.10%
	Nurses & Medical Advisors	\$ 971,552	\$ 1,045,915	\$ 810	\$ 1,046,725	\$ 1,046,725	\$ 638,407	\$ 378,717	\$ 29,601	\$ 6,500	\$ 23,101	97.79%
	Custodial & Maint. Salaries	\$ 3,478,357	\$ 3,525,661	\$ 2,060	\$ 3,527,721	\$ 3,527,721	\$ 2,475,105	\$ 1,042,145	\$ 10,470	\$ (9,000)	\$ 19,470	99.45%
	Non-Certified Adj	\$ -	\$ 273,743	\$ (273,743)	\$ -	\$ -	\$ -	\$ -	\$ -	\$ -	\$ -	#DIV/0!
	Career/Job Salaries	\$ 179,226	\$ 199,583	\$ 381	\$ 199,964	\$ 199,964	\$ 186,958	\$ 96,268	\$ (83,262)	\$ (68,435)	\$ (14,827)	107.41%
	Special Education Svcs Salaries	\$ 1,740,220	\$ 1,869,839	\$ 53,376	\$ 1,923,215	\$ 1,923,215	\$ 1,238,321	\$ 618,954	\$ 65,940	\$ 28,359	\$ 37,581	98.05%
	Security Salaries & Attendance	\$ 735,754	\$ 679,619	\$ 33,967	\$ 713,586	\$ 713,586	\$ 464,760	\$ 243,226	\$ 5,600	\$ 1,888	\$ 3,713	99.48%
	Extra Work - Non-Cert.	\$ 120,562	\$ 140,314	\$ -	\$ 140,314	\$ 140,314	\$ 70,655	\$ -	\$ 69,659	\$ 38,244	\$ 31,415	77.61%
	Custodial & Maint. Overtime	\$ 277,497	\$ 249,000	\$ -	\$ 249,000	\$ 249,000	\$ 244,512	\$ -	\$ 4,488	\$ 39,800	\$ (35,312)	114.18%
	Civic Activities/Park & Rec.	\$ 45,620	\$ 32,000	\$ -	\$ 32,000	\$ 32,000	\$ 20,833	\$ -	\$ 11,167	\$ 14,736	\$ (3,568)	111.15%
	NON-CERTIFIED SALARIES	\$ 13,891,006	\$ 14,310,993	\$ 59,475	\$ 14,370,468	\$ 14,370,468	\$ 9,708,879	\$ 4,422,024	\$ 239,565	\$ 109,966	\$ 129,599	99.10%
	SUBTOTAL SALARIES	\$ 56,238,201	\$ 57,241,834	\$ -	\$ 57,241,834	\$ 57,241,834	\$ 36,602,291	\$ 19,934,577	\$ 704,967	\$ 564,884	\$ 140,083	99.76%

**NEWTOWN BOARD OF EDUCATION
2025-26 BUDGET SUMMARY REPORT
FOR THE MONTH ENDING MARCH 31, 2026**

OBJECT CODE	EXPENSE CATEGORY	2025-2026		YTD TRANSFERS 2025-2026	CURRENT BUDGET	YTD EXPENDITURE	ENCUMBER	BALANCE	ANTICIPATED OBLIGATIONS	PROJECTED BALANCE	% EXP
		EXPENDED 2024-2025	APPROVED BUDGET								
GENERAL FUND BUDGET											
100	SALARIES	\$ 56,238,201	\$ 57,241,834	\$ -	\$ 57,241,834	\$ 36,602,291	\$ 19,934,577	\$ 704,967	\$ 564,884	\$ 140,083	99.76%
200	EMPLOYEE BENEFITS	\$ 13,615,332	\$ 15,955,591	\$ -	\$ 15,955,591	\$ 11,896,407	\$ 108,981	\$ 3,950,203	\$ 3,999,883	\$ (49,680)	100.31%
300	PROFESSIONAL SERVICES	\$ 624,970	\$ 699,864	\$ 106,640	\$ 806,504	\$ 553,409	\$ 126,798	\$ 126,297	\$ 155,770	\$ (29,473)	103.65%
400	PURCHASED PROPERTY SERV.	\$ 1,748,399	\$ 1,970,169	\$ (8,000)	\$ 1,962,169	\$ 1,224,246	\$ 192,915	\$ 545,008	\$ 533,515	\$ 11,493	99.41%
500	OTHER PURCHASED SERVICES	\$ 11,110,494	\$ 11,687,061	\$ (107,351)	\$ 11,579,710	\$ 9,457,475	\$ 2,964,331	\$ (842,096)	\$ (876,927)	\$ 34,830	99.70%
600	SUPPLIES	\$ 3,433,354	\$ 3,549,863	\$ 8,711	\$ 3,558,574	\$ 2,372,782	\$ 176,408	\$ 1,009,385	\$ 922,888	\$ 86,497	97.57%
700	PROPERTY	\$ 391,070	\$ 453,718	\$ -	\$ 453,718	\$ 190,451	\$ 144,272	\$ 118,995	\$ 117,680	\$ 1,315	99.71%
800	MISCELLANEOUS	\$ 76,658	\$ 86,544	\$ -	\$ 86,544	\$ 68,376	\$ 1,808	\$ 16,361	\$ 16,361	\$ -	100.00%
910	SPECIAL ED CONTINGENCY	\$ -	\$ 100,000	\$ -	\$ 100,000	\$ -	\$ -	\$ 100,000	\$ -	\$ 100,000	0.00%
TOTAL GENERAL FUND BUDGE		\$ 87,238,478	\$ 91,744,644	\$ 0	\$ 91,744,644	\$ 62,365,435	\$ 23,650,090	\$ 5,729,119	\$ 5,434,054	\$ 295,065	99.68%
						67.98%	25.78%		5.92%	0.32%	
900	TRANSFER NON-LAPSING (audit)	\$ 170,588									
<i>amount recommended for transfer into BoE's Non-Lapsing Fund</i>											
GRAND TOTAL		\$ 87,409,066	\$ 91,744,644	\$ 0	\$ 91,744,644	\$ 62,365,435	\$ 23,650,090	\$ 5,729,119	\$ 5,434,054	\$ 295,065	99.68%

**NEWTOWN BOARD OF EDUCATION
2025-26 BUDGET SUMMARY REPORT
FOR THE MONTH ENDING MARCH 31, 2026**

OBJECT CODE	EXPENSE CATEGORY	EXPENDED 2024 - 2025	2025-2026 APPROVED BUDGET	YTD TRANSFERS 2025-2026	CURRENT BUDGET	YTD EXPENDITURE	ENCUMBER	BALANCE	ANTICIPATED OBLIGATIONS	PROJECTED BALANCE	% EXP
200	EMPLOYEE BENEFITS										
	Medical & Dental Expenses	\$ 10,305,046	\$ 12,725,821	\$ -	\$ 12,725,821	\$ 9,537,715	\$ 355	\$ 3,187,751	\$ 3,186,751	\$ 1,000	99.99%
	Life Insurance	\$ 97,889	\$ 90,000	\$ -	\$ 90,000	\$ 58,962	\$ -	\$ 31,038	\$ 31,038	\$ -	100.00%
	FICA & Medicare	\$ 1,748,488	\$ 1,710,554	\$ -	\$ 1,710,554	\$ 1,140,478	\$ -	\$ 570,076	\$ 620,076	\$ (50,000)	102.92%
	Pensions	\$ 993,552	\$ 959,110	\$ -	\$ 959,110	\$ 844,341	\$ 2,750	\$ 112,019	\$ 132,019	\$ (20,000)	102.09%
	Unemployment & Employee Assist.	\$ 64,851	\$ 81,600	\$ -	\$ 81,600	\$ 22,284	\$ 10,000	\$ 49,316	\$ 30,000	\$ 19,316	76.33%
	Workers Compensation	\$ 405,506	\$ 388,506	\$ -	\$ 388,506	\$ 292,626	\$ 95,876	\$ 4	\$ -	\$ 4	100.00%
	SUBTOTAL EMPLOYEE BENEFIT	\$ 13,615,332	\$ 15,955,591	\$ -	\$ 15,955,591	\$ 11,896,407	\$ 108,981	\$ 3,950,203	\$ 3,999,883	\$ (49,680)	100.31%
300	PROFESSIONAL SERVICES										
	Professional Services	\$ 426,441	\$ 478,743	\$ 106,640	\$ 585,383	\$ 446,049	\$ 75,258	\$ 64,076	\$ 94,211	\$ (30,134)	105.15%
	Professional Educational Serv.	\$ 198,529	\$ 221,121	\$ -	\$ 221,121	\$ 107,360	\$ 51,540	\$ 62,221	\$ 61,560	\$ 661	99.70%
	SUBTOTAL PROFESSIONAL SER	\$ 624,970	\$ 699,864	\$ 106,640	\$ 806,504	\$ 553,409	\$ 126,798	\$ 126,297	\$ 155,770	\$ (29,473)	103.65%
400	PURCHASED PROPERTY SERV.										
	Buildings & Grounds Contracted Svc.	\$ 634,247	\$ 664,800	\$ -	\$ 664,800	\$ 547,374	\$ 108,933	\$ 8,492	\$ -	\$ 8,492	98.72%
	Utility Services - Water & Sewer	\$ 104,087	\$ 114,940	\$ -	\$ 114,940	\$ 80,416	\$ -	\$ 34,524	\$ 31,524	\$ 3,000	97.39%
	Building, Site & Emergency Repairs	\$ 518,657	\$ 495,000	\$ -	\$ 495,000	\$ 276,911	\$ 12,415	\$ 205,674	\$ 205,674	\$ -	100.00%
	Equipment Repairs	\$ 203,541	\$ 248,642	\$ (8,000)	\$ 240,642	\$ 111,979	\$ 15,647	\$ 113,017	\$ 113,017	\$ -	100.00%
	Rentals - Building & Equipment	\$ 287,868	\$ 301,787	\$ -	\$ 301,787	\$ 206,875	\$ 55,920	\$ 38,992	\$ 38,992	\$ -	100.00%
	Building & Site Improvements	\$ -	\$ 145,000	\$ -	\$ 145,000	\$ 691	\$ -	\$ 144,309	\$ 144,308	\$ 1	
	SUBTOTAL PUR. PROPERTY SER	\$ 1,748,399	\$ 1,970,169	\$ (8,000)	\$ 1,962,169	\$ 1,224,246	\$ 192,915	\$ 545,008	\$ 533,515	\$ 11,493	99.41%
500	OTHER PURCHASED SERVICES										
	Contracted Services	\$ 1,379,117	\$ 1,218,580	\$ 149,129	\$ 1,367,709	\$ 1,264,431	\$ 181,357	\$ (78,079)	\$ 94,981	\$ (173,060)	112.65%
	Transportation Services	\$ 4,968,771	\$ 5,317,149	\$ -	\$ 5,317,149	\$ 4,036,134	\$ 1,162,106	\$ 118,909	\$ 316,909	\$ (198,000)	103.72%
	Insurance - Property & Liability	\$ 452,745	\$ 461,357	\$ -	\$ 461,357	\$ 334,166	\$ 97,178	\$ 30,014	\$ 20,018	\$ 9,996	97.83%
	Communications	\$ 220,429	\$ 220,320	\$ -	\$ 220,320	\$ 155,795	\$ 79,214	\$ (14,689)	\$ (2,589)	\$ (12,100)	105.49%
	Printing Services	\$ 24,575	\$ 27,570	\$ -	\$ 27,570	\$ 9,102	\$ 6,262	\$ 12,206	\$ 12,206	\$ -	100.00%
	Tuition - Out of District	\$ 3,851,072	\$ 4,235,113	\$ (255,240)	\$ 3,979,873	\$ 3,505,497	\$ 1,427,726	\$ (953,351)	\$ (1,361,345)	\$ 407,995	89.75%
	Student Travel & Staff Mileage	\$ 213,785	\$ 206,972	\$ (1,240)	\$ 205,732	\$ 152,350	\$ 10,488	\$ 42,894	\$ 42,894	\$ -	100.00%
	SUBTOTAL OTHER PURCHASES	\$ 11,110,494	\$ 11,687,061	\$ (107,351)	\$ 11,579,710	\$ 9,457,475	\$ 2,964,331	\$ (842,096)	\$ (876,927)	\$ 34,830	99.70%

**NEWTOWN BOARD OF EDUCATION
2025-26 BUDGET SUMMARY REPORT
FOR THE MONTH ENDING MARCH 31, 2026**

OBJECT CODE	EXPENSE CATEGORY	2025-2026		YTD TRANSFERS 2025-2026		CURRENT BUDGET	YTD EXPENDITURE	ENCUMBER	BALANCE	ANTICIPATED OBLIGATIONS	PROJECTED BALANCE	% EXP
		EXPENDED 2024-2025	APPROVED BUDGET @ 68%	SUBMITTED Dec 1 @ 2025-2026	STATE ESTIMATE Jan 1 @ 67.93%							
<u>SPECIAL REVENUES</u>												
51266	EXCESS COST GRANT REVENUE											
	Special Education Svcs Salaries ECG	\$ (12,082)	\$ -	\$ -	\$ -	\$ -	\$ -	\$ -	\$ -	\$ -	\$ -	
	Additional Services*	\$ (22,502)	\$ -	\$ -	\$ -	\$ -	\$ -	\$ -	\$ -	\$ -	\$ -	
forecast	Transportation Services - ECG	\$ (365,019)	\$ (382,891)	\$ (463,293)	\$ (468,308)	\$ (428,821)	\$ (39,487)	\$ (428,821)	\$ (39,487)	\$ (428,821)	\$ (39,487)	112.00%
54160	Tuition - Out of District ECG	\$ (1,293,828)	\$ (1,227,925)	\$ (1,460,973)	\$ (1,456,191)	\$ (1,415,612)	\$ (40,579)	\$ (1,415,612)	\$ (40,579)	\$ (1,415,612)	\$ (40,579)	115.28%
	Total	\$ (1,695,431)	\$ (1,610,816)	\$ (1,924,266)	\$ (1,924,499)	\$ (1,844,433)	\$ (80,066)	\$ (1,844,433)	\$ (80,066)	\$ (1,844,433)	\$ (80,066)	114.50%
	* Additional services											
	Nursing (professional service)	\$ (15,990)	\$ -	\$ (23,398)	\$ (39,288)	\$ (35,716)	\$ (3,572)	\$ (35,716)	\$ (3,572)	\$ (35,716)	\$ (3,572)	
	Para Salaries / BT Services	\$ (6,512)	\$ -	\$ (10,000)	\$ (32,427)	\$ (32,148)	\$ (279)	\$ (32,148)	\$ (279)	\$ (32,148)	\$ (279)	
	Total	\$ (1,717,933)	\$ (1,610,816)	\$ (1,957,864)	\$ (1,996,214)	\$ (1,912,297)	\$ (83,917)	\$ (1,912,297)	\$ (83,917)	\$ (1,912,297)	\$ (83,917)	
	Transportation Grant for Magnet	\$ (13,000)	\$ (15,600)	\$ (8,450)	\$ (7,150)	\$ (15,600)	\$ -	\$ (15,600)	\$ -	\$ (15,600)	\$ -	
	(included in transportation forecast)											
<u>BOARD OF EDUCATION FEES & CHARGES - SERVICES</u>												
	LOCAL TUITION				\$ 33,325	\$ 33,325	\$ 27,300	\$ 27,300	\$ 6,025	\$ 27,300	\$ 6,025	81.92%
	HEALTH GRANT				\$ 26,886	\$ 27,516	\$ 27,516	\$ 27,516	\$ (630)	\$ 27,516	\$ (630)	102.34%
	HIGH SCHOOL FEES FOR PARKING PERMITS				\$ 30,000	\$ 30,000	\$ 30,000	\$ 30,000	\$ 30,000	\$ 30,000	\$ 30,000	0.00%
	MISCELLANEOUS FEES				\$ 6,000	\$ 6,000	\$ 4,041	\$ 4,041	\$ 1,959	\$ 4,041	\$ 1,959	67.34%
	TOTAL SCHOOL GENERATED FEES				\$ 69,325	\$ 69,325	\$ 31,341	\$ 31,341	\$ 37,984	\$ 31,341	\$ 37,984	45.21%



Healthy Food Certification (HFC) and how it applies to Newtown

What is the National School Lunch Program (NSLP)

Federally funded program under US Dept of Agriculture

A federally funded program serving approximately **30 million children** daily across the nation at a cost of \$17-\$20 billion annually

Core Purpose

Provides nutritionally balanced, low-cost or **free meals** to students in participating schools.

Requirements

- Identify Program Administrators
- Establish Nonprofit Account
- Certify Federal Meal Requirements
- Undergo State Operational Review





Where Does the Healthy Food Certification (HFC) Come In?

Building upon the foundation of the National School Lunch Program, the Healthy Food Certification offers an optional pathway for districts to further enhance their nutrition standards.

<p>1</p> <p>Optional Opt-In Program</p> <p>HFC is a voluntary state program for Boards of Education to adopt stricter Connecticut Nutrition Standards.</p>	<p>2</p> <p>Stricter CT Standards</p> <p>Participating districts commit to following Connecticut Nutrition Standards (CNS) for all competitive foods served in schools.</p>
<p>3</p> <p>Increased Reimbursement</p> <p>In exchange for compliance, districts receive an additional \$0.10 per lunch reimbursement from the state.</p>	<p>4</p> <p>State-Funded Incentive</p> <p>This incentive is a state-funded boost, layered on top of the federal reimbursements provided by the NSLP.</p>

Two Motions

Two motions will be brought to the Board for approval.

First Motion

This motion states that our district will comply with the CT Nutrition Standard guidelines for the sale of:

- Snacks, beverages & vending machine items
- All food items sold in conjunction with Fundraising events that occur **on** school property **during** school hours

*School hours are defined as: **Midnight prior to the start of the school day to 30 minutes after the school day has ended.***

Second Motion

This motion will **ALLOW** the sale of non-compliant foods and beverages to all students **outside** of the “regular school day” or on the weekends
(30 min after school day until midnight.)

The sale must also be in connection with a school sponsored event, the sale must be at the location of the event and the foods cannot be sold from vending machines or school stores. Excluded are practices (motion says “play rehearsals”)

NSLP Guideline Comparison to HCF

<u>Category</u>	<u>NSLP (Federal – Smart Snacks)</u>	<u>HFC (Connecticut – CSDE Standards)</u>
Program Type	Required if participating in school meals	Voluntary opt-in program
Grains	Requires some whole grain-rich items; allows compliant refined grains	Stronger emphasis on whole grain-rich; fewer refined grain options allowed
Sodium	Category-based limits (moderate restriction)	Lower sodium thresholds across categories
Added Sugars	Limited by calorie/category thresholds	More restrictive expectations on added sugar in snacks/beverages
Snack Options	Broader pool of compliant packaged foods	Narrower approved product list (fewer allowable snacks)
Beverages	Water, milk, 100% juice (limited portions)	Similar categories, but tighter limits in practice

BOE Non-Lapsing Fund Balance and Activity

<u>Year</u>	<u>% to Budget</u>	<u>General Deposit</u>	<u>Reserved for Special Ed</u>	<u>Reserved for General Use</u>	<u>Expenses</u>	<u>Balance</u>	<u>Use</u>
Trans from Cap non-recurring 7/2012							
2013-14 Deposit 6/30/14		\$150,000	\$0	\$150,000	(\$139,690)	\$10,310	(a)
2014-15 Deposit 6/30/15		\$47,185	\$0	\$47,185	(\$1,800)	\$55,695	Fabricate metal doorway
2015-16 Deposit 6/30/16		\$12,909	\$0	\$12,909	(\$13,310)	\$55,294	Fabricate metal doorway + security bollards
		\$2,533	\$0	\$2,533	(\$4,950)	\$52,877	IR scan
Trans from Cap non-recurring 7/2016							
2016-17 Deposit 6/30/17	0.13%	\$100,000	\$100,000	\$100,000		\$152,877	
2017-18 Deposit 6/30/18	0.37%	\$97,942	\$0	\$97,942	(\$90,036)	\$160,783	4G Network
2018-19 Deposit 6/30/19	0.43%	\$276,038	\$0	\$276,038	(\$9,358)	\$427,463	4G Network
2019-20 Deposit 6/30/20	1.74%	\$328,772	\$63,000	\$265,772	(\$180,182)	\$576,053	HAW & MS A/C, SHS lightning protection
2020-21 Deposit 6/30/21	0.03%	\$0	\$0	\$0	(\$55,113)	\$520,940	SHS lightning protection
2021-22 Deposit 6/30/22	0.30%	\$27,238	\$20,377	\$6,861	(\$255,672)	\$292,506	Hawley architectural fees
2022-23 Deposit 6/30/23	0.22%	\$237,741	\$116,623	\$121,118	(\$55,080)	\$475,167	Additional work on HS track. (glue)
2023-24 Usage		\$182,082	\$100,000	\$82,082	\$0	\$657,249	
2023-24 Deposit 6/30/24	0.27%	\$228,904	\$80,000	\$148,904	(\$120,921)	\$536,328	F350 truck (electrician) \$71,313 + \$49,607 facility study
2024-25 Deposit 6/30/25	0.27%	\$170,588		\$170,588	(\$120,761)	\$644,471	RIS chiller \$120,653.13 + Add for mulch RFP \$108.75
2025-26 Usage - approval at special meeting 7/29/25					(\$45,353)	\$769,706	Final cost for MP Planning (FY26)
2025-26 Usage - approval at special meeting 7/29/25					(\$35,811)	\$733,895	Actual YTD costs for NMS A/C units
2025-26 Usage - approval at special meeting 7/29/25					(\$15,000)	\$718,895	Estimated final costs for NMS A/C units
2025-26 Usage - approval at special meeting 7/29/25					(\$14,913)	\$703,982	Final - cost for time clocks (new system)
2025-26 Usage - approval at special meeting 7/29/25					(\$25,725)	\$678,257	CLA - final cost for workflow analysis
Totals Since Inception		\$1,861,932	\$380,000	\$1,481,932	(\$1,183,675)	\$678,257	
Total Non-Lapsing Reserves (current)							
		SPED Reserve	\$380,000		General Use	\$298,257	

Final amount is subject to audit

(a) \$150,000 was transferred into this account from the Town's Capital non-recurring fund to cover costs associated with the Middlegate roof and High School stairwell gate

2026 Summer CIP Projects

Project #	Project Name	Total Expenditures Amount (for selected years)
BOE00252	Middle Gate Millwork Replacement	280,000
BOE00231	High School - Restore Pool	640,000
BOE00202	High School Fire/Intrusion Alarm Replacements	250,000
BOE00201	High School - F. C. & D Wing HVAC	2,317,210
BOE00105	Head O'Meadow - Pave Parking lot, Curbing, SW	280,000
BOE0024	Middle Gate - Bathroom renovations	220,000
BOE0022	High School Oil Tank Removal	230,000
BOE0023	High School Pool Air Handler	500,000
BOE0010	Head O'Meadow Oil Tank Removal	225,000

175-gallons

Working with Admin and Vendor \$628,000
 Estimate \$212,935
 \$2,317,210
 Working with DPW summer paving contract
 Estimate \$19,000 per 1 stall Remodel + 11 units
 Meeting Vendor 4/22/26
 Meeting Vendor 4/28/26
 Meeting Vendor 4/22/26

**NEWTOWN BOARD OF EDUCATION
2025-26 BUDGET SUMMARY REPORT
FOR THE MONTH ENDING MAY 31, 2026**

OBJECT COD EXPENSE CATEGORY	EXPENDED 2024 - 2025	2025- 2026 APPROVED BUDGET	YTD TRANSFERS 2025- 2026	CURRENT BUDGET	YTD EXPENDITURE	ENCUMBER	BALANCE	ANTICIPATED OBLIGATIONS	PROJECTED BALANCE	% EXP
GENERAL FUND BUDGET										
100 SALARIES	\$ 56,238,201	\$ 57,241,834	\$ (5,000)	\$ 57,236,834	\$ 47,927,410	\$ 9,031,585	\$ 277,839	\$ 197,208	\$ 80,631	99.86%
200 EMPLOYEE BENEFITS	\$ 13,615,332	\$ 15,955,591	\$ -	\$ 15,955,591	\$ 15,644,277	\$ 4,856	\$ 306,458	\$ 356,463	\$ (50,006)	100.31%
300 PROFESSIONAL SERVICES	\$ 624,970	\$ 699,864	\$ 106,640	\$ 806,504	\$ 640,402	\$ 75,362	\$ 90,740	\$ 115,532	\$ (24,792)	103.07%
400 PURCHASED PROPERTY SERV.	\$ 1,748,399	\$ 1,970,169	\$ (8,520)	\$ 1,961,649	\$ 1,495,848	\$ 280,825	\$ 184,976	\$ 189,947	\$ (4,971)	100.25%
500 OTHER PURCHASED SERVICES	\$ 11,110,494	\$ 11,687,061	\$ (1,831)	\$ 11,685,230	\$ 9,791,769	\$ 1,287,009	\$ 606,451	\$ 506,534	\$ 99,917	99.14%
600 SUPPLIES	\$ 3,433,354	\$ 3,549,863	\$ 5,161	\$ 3,555,024	\$ 2,960,835	\$ 226,477	\$ 367,712	\$ 347,070	\$ 20,642	99.42%
700 PROPERTY	\$ 391,070	\$ 453,718	\$ 3,550	\$ 457,268	\$ 211,368	\$ 234,621	\$ 11,280	\$ 25,125	\$ (13,845)	103.03%
800 MISCELLANEOUS	\$ 76,658	\$ 86,544	\$ -	\$ 86,544	\$ 70,956	\$ 1,108	\$ 14,480	\$ 14,000	\$ 480	99.45%
910 SPECIAL ED CONTINGENCY	\$ -	\$ 100,000	\$ (100,000)	\$ -	\$ -	\$ -	\$ -	\$ -	\$ -	#DIV/0!
TOTAL GENERAL FUND BUDGET	\$ 87,238,478	\$ 91,744,644	\$ -	\$ 91,744,644	\$ 78,742,865	\$ 11,141,844	\$ 1,859,934	\$ 1,751,879	\$ 108,055	99.88%
					85.83%	12.14%		1.91%	0.12%	
900 TRANSFER NON-LAPSING <i>audited</i>	<i>\$ 170,588</i>									
GRAND TOTAL	\$ 87,409,066	\$ 91,744,644	\$ -	\$ 91,744,644	\$ 78,742,866	\$ 11,141,844	\$ 1,859,934	\$ 1,751,879	\$ 108,055	99.88%

**NEWTOWN BOARD OF EDUCATION
2025-26 BUDGET SUMMARY REPORT
FOR THE MONTH ENDING MAY 31, 2026**

OBJECT COD EXPENSE CATEGORY	EXPENDED 2024 - 2025	2025- 2026 APPROVED BUDGET	YTD TRANSFERS 2025- 2026	CURRENT BUDGET	YTD EXPENDITURE	ENCUMBER	BALANCE	ANTICIPATED OBLIGATIONS	PROJECTED BALANCE	% EXP
100 SALARIES										
Administrative Salaries	\$ 4,482,797	\$ 4,334,307	\$ 22,712	\$ 4,357,019	\$ 3,995,792	\$ 406,600	\$ (45,374)	\$ 4,730	\$ (50,104)	101.15%
Teachers & Specialists Salaries	\$ 35,826,938	\$ 36,487,451	\$ (86,487)	\$ 36,400,964	\$ 29,413,863	\$ 6,954,740	\$ 32,360	\$ 23,860	\$ 8,500	99.98%
Early Retirement	\$ 13,000	\$ 76,000	\$ -	\$ 76,000	\$ 76,309	\$ -	\$ (309)	\$ -	\$ (309)	100.41%
Continuing Ed./Summer School	\$ 136,964	\$ 133,394	\$ 1,679	\$ 135,073	\$ 119,225	\$ 4,435	\$ 11,413	\$ 14,184	\$ (2,771)	102.05%
Homebound & Tutors Salaries	\$ 163,771	\$ 172,919	\$ 2,621	\$ 175,540	\$ 127,541	\$ 18,818	\$ 29,181	\$ 2,940	\$ 26,241	85.05%
Certified Substitutes	\$ 894,415	\$ 889,140	\$ (5,000)	\$ 884,140	\$ 799,832	\$ 51,250	\$ 33,058	\$ 29,583	\$ 3,475	99.61%
Coaching/Activities	\$ 712,091	\$ 730,180	\$ -	\$ 730,180	\$ 713,131	\$ -	\$ 17,049	\$ 3,300	\$ 13,749	98.12%
Staff & Program Development	\$ 117,219	\$ 107,450	\$ -	\$ 107,450	\$ 32,867	\$ 61,782	\$ 12,802	\$ 11,452	\$ 1,350	98.74%
CERTIFIED SALARIES	\$ 42,347,194	\$ 42,930,841	\$ (64,475)	\$ 42,866,366	\$ 35,278,561	\$ 7,497,625	\$ 90,180	\$ 90,049	\$ 131	100.00%
Supervisors & Technology Salaries	\$ 1,009,850	\$ 988,625	\$ 15,133	\$ 1,003,758	\$ 837,054	\$ 88,144	\$ 78,559	\$ 12,568	\$ 65,991	93.43%
Clerical & Secretarial Salaries	\$ 2,342,800	\$ 2,351,223	\$ -	\$ 2,351,223	\$ 2,111,681	\$ 239,939	\$ (397)	\$ -	\$ (397)	100.02%
Paraeducators	\$ 2,989,568	\$ 2,955,471	\$ 227,491	\$ 3,182,962	\$ 2,814,829	\$ 344,350	\$ 23,783	\$ 14,892	\$ 8,891	99.72%
Nurses & Medical Advisors	\$ 971,552	\$ 1,045,915	\$ 810	\$ 1,046,725	\$ 830,528	\$ 189,609	\$ 26,588	\$ 2,325	\$ 24,263	97.68%
Custodial & Maint. Salaries	\$ 3,478,357	\$ 3,525,661	\$ 2,060	\$ 3,527,721	\$ 3,124,997	\$ 346,434	\$ 56,290	\$ 11,875	\$ 44,415	98.74%
Non-Certified Adj	\$ -	\$ 273,743	\$ (273,743)	\$ -	\$ -	\$ -	\$ -	\$ -	\$ -	#DIV/0!
Career/Job Salaries	\$ 179,226	\$ 199,583	\$ 381	\$ 199,964	\$ 197,359	\$ 34,272	\$ (31,667)	\$ (17,193)	\$ (14,474)	107.24%
Special Education Svcs Salaries	\$ 1,740,220	\$ 1,869,839	\$ 53,376	\$ 1,923,215	\$ 1,659,397	\$ 219,559	\$ 44,259	\$ 36,880	\$ 7,379	99.62%
Security Salaries & Attendance	\$ 735,754	\$ 679,619	\$ 33,967	\$ 713,586	\$ 660,565	\$ 71,653	\$ (18,632)	\$ -	\$ (18,632)	102.61%
Extra Work - Non-Cert.	\$ 120,562	\$ 140,314	\$ -	\$ 140,314	\$ 84,894	\$ -	\$ 55,420	\$ 24,612	\$ 30,808	78.04%
Custodial & Maint. Overtime	\$ 277,497	\$ 249,000	\$ -	\$ 249,000	\$ 311,100	\$ -	\$ (62,100)	\$ 20,200	\$ (82,300)	133.05%
Civic Activities/Park & Rec.	\$ 45,620	\$ 32,000	\$ -	\$ 32,000	\$ 16,445	\$ -	\$ 15,555	\$ 1,000	\$ 14,555	54.52%
NON-CERTIFIED SALARIES	\$ 13,891,006	\$ 14,310,993	\$ 59,475	\$ 14,370,468	\$ 12,648,849	\$ 1,533,960	\$ 187,659	\$ 107,159	\$ 80,500	99.44%
SUBTOTAL SALARIES	\$ 56,238,201	\$ 57,241,834	\$ (5,000)	\$ 57,236,834	\$ 47,927,410	\$ 9,031,585	\$ 277,839	\$ 197,208	\$ 80,631	99.86%
200 EMPLOYEE BENEFITS										
Medical & Dental Expenses	\$ 10,305,046	\$ 12,725,821	\$ -	\$ 12,725,821	\$ 12,715,005	\$ 755	\$ 10,061	\$ 5,160	\$ 4,901	99.96%
Life Insurance	\$ 97,889	\$ 90,000	\$ -	\$ 90,000	\$ 74,227	\$ -	\$ 15,773	\$ 15,000	\$ 773	99.14%
FICA & Medicare	\$ 1,748,488	\$ 1,710,554	\$ -	\$ 1,710,554	\$ 1,506,343	\$ -	\$ 204,211	\$ 257,211	\$ (53,000)	103.10%
Pensions	\$ 993,552	\$ 959,110	\$ -	\$ 959,110	\$ 937,018	\$ -	\$ 22,092	\$ 47,092	\$ (25,000)	102.61%
Unemployment & Employee Assist.	\$ 64,851	\$ 81,600	\$ -	\$ 81,600	\$ 23,184	\$ 4,100	\$ 54,316	\$ 32,000	\$ 22,316	72.65%
Workers Compensation	\$ 405,506	\$ 388,506	\$ -	\$ 388,506	\$ 388,501	\$ 1	\$ 4	\$ -	\$ 4	100.00%
SUBTOTAL EMPLOYEE BENEFITS	\$ 13,615,332	\$ 15,955,591	\$ -	\$ 15,955,591	\$ 15,644,277	\$ 4,856	\$ 306,458	\$ 356,463	\$ (50,006)	100.31%

**NEWTOWN BOARD OF EDUCATION
2025-26 BUDGET SUMMARY REPORT
FOR THE MONTH ENDING MAY 31, 2026**

OBJECT COD EXPENSE CATEGORY	EXPENDED 2024 - 2025	2025- 2026 APPROVED BUDGET	YTD TRANSFERS 2025- 2026	CURRENT BUDGET	YTD EXPENDITURE	ENCUMBER	BALANCE	ANTICIPATED OBLIGATIONS	PROJECTED BALANCE	% EXP
300 PROFESSIONAL SERVICES										
Professional Services	\$ 426,441	\$ 478,743	\$ 106,640	\$ 585,383	\$ 494,898	\$ 39,278	\$ 51,207	\$ 76,000	\$ (24,793)	104.24%
Professional Educational Serv.	\$ 198,529	\$ 221,121	\$ -	\$ 221,121	\$ 145,504	\$ 36,084	\$ 39,533	\$ 39,532	\$ 0	100.00%
SUBTOTAL PROFESSIONAL SERV.	\$ 624,970	\$ 699,864	\$ 106,640	\$ 806,504	\$ 640,402	\$ 75,362	\$ 90,740	\$ 115,532	\$ (24,792)	103.07%
400 PURCHASED PROPERTY SERV.										
Buildings & Grounds Contracted Svc.	\$ 634,247	\$ 664,800	\$ -	\$ 664,800	\$ 616,594	\$ 46,152	\$ 2,054	\$ 2,054	\$ (0)	100.00%
Utility Services - Water & Sewer	\$ 104,087	\$ 114,940	\$ -	\$ 114,940	\$ 90,986	\$ -	\$ 23,954	\$ 20,354	\$ 3,600	96.87%
Building, Site & Emergency Repairs	\$ 518,657	\$ 495,000	\$ -	\$ 495,000	\$ 414,204	\$ 34,475	\$ 46,321	\$ 46,099	\$ 222	99.96%
Equipment Repairs	\$ 203,541	\$ 248,642	\$ (8,520)	\$ 240,122	\$ 136,292	\$ 27,525	\$ 76,304	\$ 76,304	\$ 0	100.00%
Rentals - Building & Equipment	\$ 287,868	\$ 301,787	\$ -	\$ 301,787	\$ 220,691	\$ 54,066	\$ 27,030	\$ 35,836	\$ (8,806)	102.92%
Building & Site Improvements	\$ -	\$ 145,000	\$ -	\$ 145,000	\$ 17,081	\$ 118,607	\$ 9,313	\$ 9,300	\$ 13	
SUBTOTAL PUR. PROPERTY SERV.	\$ 1,748,399	\$ 1,970,169	\$ (8,520)	\$ 1,961,649	\$ 1,495,848	\$ 280,825	\$ 184,976	\$ 189,947	\$ (4,971)	100.25%
500 OTHER PURCHASED SERVICES										
Contracted Services	\$ 1,379,117	\$ 1,218,580	\$ 254,649	\$ 1,473,229	\$ 1,336,521	\$ 192,087	\$ (55,380)	\$ 25,803	\$ (81,183)	105.51%
Transportation Services	\$ 4,968,771	\$ 5,317,149	\$ -	\$ 5,317,149	\$ 4,662,706	\$ 387,369	\$ 267,074	\$ 475,074	\$ (208,000)	103.91%
Insurance - Property & Liability	\$ 452,745	\$ 461,357	\$ -	\$ 461,357	\$ 452,114	\$ 1	\$ 9,243	\$ -	\$ 9,243	98.00%
Communications	\$ 220,429	\$ 220,320	\$ -	\$ 220,320	\$ 196,717	\$ 27,067	\$ (3,463)	\$ -	\$ (3,463)	101.57%
Printing Services	\$ 24,575	\$ 27,570	\$ -	\$ 27,570	\$ 14,048	\$ 11,375	\$ 2,147	\$ -	\$ 2,147	92.21%
Tuition - Out of District	\$ 3,851,072	\$ 4,235,113	\$ (255,240)	\$ 3,979,873	\$ 2,964,996	\$ 651,374	\$ 363,503	\$ -	\$ 363,503	90.87%
Student Travel & Staff Mileage	\$ 213,785	\$ 206,972	\$ (1,240)	\$ 205,732	\$ 164,668	\$ 17,738	\$ 23,326	\$ 5,657	\$ 17,669	91.41%
SUBTOTAL OTHER PURCHASED SV	\$ 11,110,494	\$ 11,687,061	\$ (1,831)	\$ 11,685,230	\$ 9,791,769	\$ 1,287,009	\$ 606,451	\$ 506,534	\$ 99,917	99.14%
600 SUPPLIES										
Instructional & Library Supplies	\$ 871,340	\$ 889,058	\$ 5,161	\$ 894,219	\$ 694,864	\$ 155,430	\$ 43,925	\$ 43,841	\$ 85	99.99%
Software, Medical & Office Supplies	\$ 253,148	\$ 223,475	\$ -	\$ 223,475	\$ 203,654	\$ 22,543	\$ (2,722)	\$ 3,231	\$ (5,953)	102.66%
Plant Supplies	\$ 340,100	\$ 343,000	\$ -	\$ 343,000	\$ 307,394	\$ 25,305	\$ 10,301	\$ 10,292	\$ 9	100.00%
Electric	\$ 1,272,054	\$ 1,292,646	\$ -	\$ 1,292,646	\$ 891,661	\$ -	\$ 400,985	\$ 188,485	\$ 212,500	83.56%
Propane & Natural Gas	\$ 347,578	\$ 372,000	\$ -	\$ 372,000	\$ 433,280	\$ -	\$ (61,280)	\$ 53,720	\$ (115,000)	130.91%
Heating Oil	\$ 41,133	\$ 74,045	\$ -	\$ 74,045	\$ 68,242	\$ -	\$ 5,803	\$ 5,803	\$ -	100.00%
Fuel for Vehicles & Equip.	\$ 133,110	\$ 158,821	\$ -	\$ 158,821	\$ 200,151	\$ -	\$ (41,330)	\$ 29,670	\$ (71,000)	144.70%
Textbooks	\$ 174,891	\$ 196,818	\$ -	\$ 196,818	\$ 161,589	\$ 23,200	\$ 12,029	\$ 12,029	\$ 0	100.00%
SUBTOTAL SUPPLIES	\$ 3,433,354	\$ 3,549,863	\$ 5,161	\$ 3,555,024	\$ 2,960,835	\$ 226,477	\$ 367,712	\$ 347,070	\$ 20,642	99.42%

**NEWTOWN BOARD OF EDUCATION
2025-26 BUDGET SUMMARY REPORT
FOR THE MONTH ENDING MAY 31, 2026**

OBJECT COD EXPENSE CATEGORY	EXPENDED 2024 - 2025	2025- 2026 APPROVED BUDGET	YTD TRANSFERS 2025- 2026	CURRENT BUDGET	YTD EXPENDITURE	ENCUMBER	BALANCE	ANTICIPATED OBLIGATIONS	PROJECTED BALANCE	% EXP
700 PROPERTY										
Technology Equipment	\$ 319,910	\$ 402,799	\$ -	\$ 402,799	\$ 156,999	\$ 223,180	\$ 22,620	\$ 22,620	\$ -	100.00%
Other Equipment	\$ 71,160	\$ 50,919	\$ 3,550	\$ 54,469	\$ 54,369	\$ 11,441	\$ (11,341)	\$ 2,504	\$ (13,845)	125.42%
SUBTOTAL PROPERTY	\$ 391,070	\$ 453,718	\$ 3,550	\$ 457,268	\$ 211,368	\$ 234,621	\$ 11,280	\$ 25,125	\$ (13,845)	103.03%
800 MISCELLANEOUS										
Memberships	\$ 76,658	\$ 86,544	\$ -	\$ 86,544	\$ 70,956	\$ 1,108	\$ 14,480	\$ 14,000	\$ 480	99.45%
SUBTOTAL MISCELLANEOUS	\$ 76,658	\$ 86,544	\$ -	\$ 86,544	\$ 70,956	\$ 1,108	\$ 14,480	\$ 14,000	\$ 480	99.45%
910 SPECIAL ED CONTINGENCY	\$ -	\$ 100,000	\$ (100,000)	\$ -	\$ -	\$ -	\$ -	\$ -	\$ -	#DIV/0!
<i>Adjustment - TBD</i>	<i>\$ (4,926)</i>									
TOTAL LOCAL BUDGET	\$ 87,233,552	\$ 91,744,644	\$ -	\$ 91,744,644	\$ 78,742,865	\$ 11,141,844	\$ 1,859,934	\$ 1,751,879	\$ 108,055	99.88%
900 Transfer to Non-Lapsing	\$ 170,588									
GRAND TOTAL	\$ 87,404,140	\$ 91,744,644	\$ -	\$ 91,744,644	\$ 78,742,865	\$ 11,141,844	\$ 1,859,934	\$ 1,751,879	\$ 108,055	99.88%

**NEWTOWN BOARD OF EDUCATION
2025-26 BUDGET SUMMARY REPORT
FOR THE MONTH ENDING MAY 31, 2026**

OBJECT COD EXPENSE CATEGORY	EXPENDED 2024 - 2025	2025- 2026 APPROVED BUDGET	YTD TRANSFERS 2025- 2026	CURRENT BUDGET	YTD EXPENDITURE	ENCUMBER	BALANCE	ANTICIPATED OBLIGATIONS	PROJECTED BALANCE	% EXP
--------------------------------	-------------------------	----------------------------------	--------------------------------	-------------------	--------------------	----------	---------	----------------------------	----------------------	----------

SPECIAL REVENUES

EXCESS COST GRANT REVENUE	EXPENDED 2024-2025	APPROVED BUDGET @ 68%	SUBMITTED Dec 1 @	STATE ESTIMATE Jan 1 @ 67.93%	STATE ESTIMATE March 1 @ 67.93%	ESTIMATED Total	VARIANCE to January	% TO BUDGET #DIV/0!
<i>Special Education Svcs Salaries ECG</i>	\$ (12,082)	\$ -				\$ -	\$ -	
<i>Additional Services*</i>	\$ (22,502)	\$ -				\$ -	\$ -	
<i>Transportation Services - ECG</i>	\$ (365,019)	\$ (382,891)	\$ (463,293)	\$ (468,308)	\$ (428,821)	\$ (428,821)	\$ (39,487)	112.00%
<i>Tuition - Out of District ECG</i>	\$ (1,295,828)	\$ (1,227,925)	\$ (1,460,973)	\$ (1,456,191)	\$ (1,415,612)	\$ (1,415,612)	\$ (40,579)	115.28%
Total	\$ (1,695,431)	\$ (1,610,816)	\$ (1,924,266)	\$ (1,924,499)	\$ (1,844,433)	\$ (1,844,433)	\$ (80,066)	114.50%
*Additional services								
<i>Nursing (professional service)</i>	\$ (15,990)		\$ (23,598)	\$ (39,288)	\$ (35,716)	\$ (35,716)	\$ (3,572)	
<i>Para Salaries / BT Services</i>	\$ (6,512)		\$ (10,000)	\$ (32,427)	\$ (32,148)	\$ (32,148)	\$ (279)	
Total	\$ (1,717,933)	\$ (1,610,816)	\$ (1,957,864)	\$ (1,996,214)	\$ (1,912,297)	\$ (1,912,297)	\$ (83,917)	
Transportation Grant for Magnet <i>(included in transportation forecast)</i>	\$ (13,000)	\$ (15,600)	\$ (8,450)		\$ (7,150)	\$ (15,600)	\$ -	

<u>BOARD OF EDUCATION FEES & CHARGES - SERVICES</u>	<u>APPROVED BUDGET</u>	<u>ANTICIPATED</u>	<u>RECEIVED</u>	<u>BALANCE</u>	<u>% RECEIVED</u>
LOCAL TUITION	\$33,325	\$33,325	\$27,300	\$6,025	81.92%
HEALTH GRANT	\$26,886	\$27,516	\$27,516	(\$630)	102.34%
HIGH SCHOOL FEES FOR PARKING PERMITS	\$30,000	\$30,000	\$30,000	\$0	100.00%
MISCELLANEOUS FEES	\$6,000	\$6,000	\$6,786	(\$786)	113.09%
TOTAL SCHOOL GENERATED FEES	\$69,325	\$69,325	\$64,086	\$5,239	92.44%

	<u>Health Grant</u>	<u>E.C.G</u>	<u>E.C.S</u>	<u>Tuition</u>	<u>Misc.</u>	<u>Other</u>
August				\$6,000.00		
September				\$3,150.00		
October			\$1,123,923.00	\$4,950.00		
November				\$1,350.00	\$1,293.52	\$2,117.00 Equipment Sales
December				\$3,750.00	\$115.00	
January	\$27,516			\$3,150.00	\$1,338.55	
February			\$1,123,923.00	\$2,400.00	\$1,293.52	UNUM Stock
March				\$3,900.00	\$1,409.00	
April			\$2,238,422	\$3,150.00		
May				\$1,800.00	\$1,336.08	
June						
Total	\$27,516.00	\$0.00	\$4,486,268.00	\$33,600.00	\$6,785.67	\$2,117.00

2025 - 2026
NEWTOWN BOARD OF EDUCATION
TRANSFERS RECOMMENDED
MAY 31, 2026

AMOUNT	FROM		TO		REASON
	CODE	DESCRIPTION	CODE	DESCRIPTION	
ADMINISTRATIVE					
\$20,700	400	BUILDING, SITE & EMERGENCY REPAIRS	400	BUILDING & SITE IMPROVEMENTS	TO INSTALL A WALL IN HIGH SCHOOL ROOM
\$3,300	400	BUILDING & SITE IMPROVEMENTS			
\$24,000		SUBTOTAL			
\$10,000	300	PROFESSIONAL EDUCATIONAL SERV.	300	PROFESSIONAL EDUCATIONAL SERV.	FOR NEW SPECIAL EDUCATION CURRICULUM AND TRAINING
\$7,800	600	INSTRUCTIONAL & LIBRARY SUPPLIES	600	INSTRUCTIONAL SUPPLIES	
\$5,700	600	PLANT SUPPLIES			
\$6,500	600	TEXTBOOKS			
\$30,000		SUBTOTAL			
\$26,897	300	PROFESSIONAL EDUCATIONAL SERV.	600	TEXTBOOKS	TO PURCHASE FOUNDATION CURRICULUM MATERIALS
\$8,103	400	EQUIPMENT REPAIRS			
\$14,000	800	MEMBERSHIPS			
\$49,000		SUBTOTAL			
PRINCIPALS' REQUESTS					
\$997	300	PROFESSIONAL EDUCATIONAL SERV.	600	TEXTBOOKS	TO PROVIDE FUNDS FOR HIGH SCHOOL WORLD LANGUAGE TEXTBOOKS FROM DISTRICT TEXTBOOK ACCOUNT
\$1,250	400	EQUIPMENT REPAIRS			
\$6,000	500	STAFF MILEAGE			
\$3,753	500	CONTRACTED SERVICES			
\$12,000		SUBTOTAL			
\$115,000		TOTAL TRASNFER REQUEST			

2025 - 2026
NEWTOWN BOARD OF EDUCATION
DETAIL OF TRANSFERS RECOMMENDED
MAY 31, 2026

		FROM			TO			
OBJECT CODE	AMOUNT	ACCOUNT CODE	DESCRIPTION	OBJECT CODE	AMOUNT	ACCOUNT CODE	DESCRIPTION	
ADMINISTRATIVE								
400	\$20,700	BUILDING, SITE & EMERGENCY REPAIRS		400	\$24,000	BUILDING & SITE IMPROVEMENTS		
		\$20,700 001000000000-53320	OBJECT SUBCATEGORY B & G REPAIRS			\$24,000 001900940000-53507	B&G - MAINTENANCE	B & G IMPROVE - HS
400	\$3,300	BUILDING & SITE IMPROVEMENTS						
		\$3,300 001000000000-53500	OBJECT SUBCATEGORY B & G IMPROVE					
300	\$10,000	PROFESSIONAL EDUCATIONAL SERV.		300	\$10,000	PROFESSIONAL EDUCATIONAL SERV.		
		\$10,000 001000000000-53100	OBJECT SUBCATEGORY PROFESSIONAL ED SERV.			\$10,000 001750500000-53100	SP ED - ADMIN.	STAFF TRAINING
600	\$7,800	INSTRUCTIONAL & LIBRARY SUPPLIES		600	\$20,000	INSTRUCTIONAL SUPPLIES		
		\$7,800 001000000000-55100	OBJECT SUBCATEGORY INSTRUCTIONAL SUPPLIES			\$20,000 001750630000-55100	SP ED - H.S. SP ED	INSTRUCTIONAL SUPPLIES
600	\$5,700	PLANT SUPPLIES						
		\$5,700 001000000000-55900	OBJECT SUBCATEGORY B&G SUPPLIES					
600	\$6,500	TEXTBOOKS						
		\$6,500 001000000000-56900	OBJECT SUBCATEGORY TEXTBOOKS					
300	\$26,897	PROFESSIONAL EDUCATIONAL SERV.		600	\$49,000	TEXTBOOKS		
		\$26,897 001000000000-53100	OBJECT SUBCATEGORY PROFESSIONAL ED SERV.			\$49,000 001800800000-56900	DISTRICT - CURRICULUM	TEXTBOOKS
400	\$8,103	EQUIPMENT REPAIRS						
		\$8,103 001000000000-53300	OBJECT SUBCATEGORY EQUIPMENT REPAIRS					
800	\$14,000	MEMBERSHIPS						
		\$14,000 001000000000-58900	OBJECT SUBCATEGORY MEMBERSHIPS					
PRINCIPALS' REQUESTS								
300	\$997	PROFESSIONAL EDUCATIONAL SERV.		600	\$12,000	TEXTBOOKS		
		\$997 001600380000-53100	H.S. - CLASSROOM			\$12,000 001800800000-56900	DISTRICT - CURRICULUM	TEXTBOOKS
400	\$1,250	EQUIPMENT REPAIRS						
		\$1,250 001600380000-53300	H.S. - CLASSROOM					
500	\$6,000	STAFF MILEAGE						
		\$6,000 001600380000-54200	H.S. - CLASSROOM					
500	\$3,753	CONTRACTED SERVICES						
		\$3,753 001600380000-54000	H.S. - CLASSROOM					
	\$115,000	TOTAL TRANSFER REQUEST			\$115,000	TOTAL TRANSFER REQUEST		



OPEB Funding Strategy

A Tactical Strategic Recommendation & Financial Analysis

DISTRICT EXECUTIVE COMMITTEE MEETING

What is OPEB And Why Was The Trust Was Created

The Initial Obligation

OPEB (Other Post-Employment Benefits) represents the District's long-term financial commitments to future retiree medical care.

- In 2009, medical actuaries calculated the long-term OPEB liability at approximately **\$10 million**.
- The calculation estimates future retiree healthcare costs over decades.
- Auditors recommended establishing a trust to systematically reserve funds for this future obligation.

Historic Funding Objectives

Past leadership chose to fund this trust systematically over the last 15 years for key strategic reasons:

- To demonstrate highly responsible, forward-thinking financial planning.
- To mitigate the net OPEB liability displayed on the annual audit sheets.
- To strengthen the District's overall capital market profiles and protect its **bond rating**.

How Current Claims Are Funded



Self-Insured Fund

Current retiree medical claims are **not** being withdrawn from the OPEB trust fund. They are fully managed through the District's operating medical self-insurance fund.



Retiree Premiums

Certified retirees pay the full cost of their monthly healthcare premiums. Billing and collection are streamlined through our professional Third-Party Administrator (TPA).



State Subsidy Only

Retirees receive only a small state Teachers' Retirement System (TRS) subsidy of up to \$440 annually for family plans. Retiree claims do not exceed retiree premium contributions.

Our Strong Financial Standing

50%

FUNDED RATIO

Well above national average of
10% - 15%





An Exceptionally Healthy Position

Our strategic funding actions in past fiscal years have placed the District far ahead of typical public school systems.

Top Tier Status: Our top-tier funded status compared to peer municipalities means we face limited immediate exposure to unfunded retiree healthcare liability pressure.

Passive Growth: The assets held inside the independent trust continue to generate passive compound investment income each year. This capital expansion naturally shrinks the net reported liability over time, lowering our liability and strengthening our position.

The Recommendation: Pause Funding

-  **Substantial Protective Nest Egg Already Formed:** Due to strong past fiscal discipline, we have successfully accumulated a robust, highly competitive trust balance.
-  **Organic Compound Interest Is at Work:** Trust assets continue to grow internally via investment returns, reducing the net OPEB obligation without tax contributions.
-  **No Claim Pressures on the horizon:** Active retiree medical claims remain entirely self-sustaining through premiums and our self-insurance mechanisms.
-  **Responsible Capital Allocation:** Pausing contributions enables the District to direct taxpayer dollars toward immediate, high-priority operational needs of the District.

Funding Strategy & Pause Impact

No Legal Mandate to Contribute

If asked "Can we stop funding?", the answer is a clear and definitive **yes**.

- There is no legal or regulatory mandate requiring recurring annual contributions.
- The liability stays reported, but its balance continues to shrink passively via investment growth.
- A pause preserves capital for critical non-retirement student & school needs.

A Dynamic Oversight Model

Pausing is not a permanent termination; it is a tactical hold designed for dynamic monitoring.

- We will continuously monitor guidance from our independent auditors.
- Any significant actuarial changes or fluctuations in retiree medical claims will trigger a re-evaluation.
- The District retains full flexibility to resume contributions in future budget seasons if conditions change.

Questions & Discussion



NEWTOWN PUBLIC SCHOOLS
3 Primrose Street
Newtown, CT 06470

OFFICE OF THE SUPERINTENDENT
(203) 426-7620
FAX (203) 270-6199

BUSINESS OFFICE
(203) 426-7618
FAX (203) 426-2368

TO: *Distribution
FROM: Newtown Public Schools
SUBJECT: Bid Extension- Propane Fuel and Autogas Dispensing Equipment 2025-08
DATE: June 19, 2026

Newtown Public Schools is pleased to extend the above award to Norbert E. Mitchell Co, Inc of Danbury, LLC for the one (1) year extension for the fixed price of \$1.385 per gallon for July 1, 2026- June 30, 2027 as indicated in the original contract and RFP.

The Newtown Board of Education approved the original bid award on April 22nd, 2025.

The updated certificate of insurance documentation needs to be provided to the Newtown Public Schools Purchasing Department prior to the onset of the new contract year as noted in the above timeline.

Newtown Public Schools looks forward to continue to work with you for another year.

Very Truly Yours,

Anne Uberti, Superintendent of Schools

Tanja Gouveia, Director of Business and Finance

* Distribution
Kerri Mubarek, Purchasing Director
Norbert E. Mitchell Co, Inc
All Star Transportation