

A – Request decision – closure required
B – Update/status report
C – Discussion and input – final decision at a subsequent meeting

**School Board Work Session
Monday, March 9, 2026
AGENDA**

1. **Call to Order (1 minute)**
 - 03-09-26 Important Dates 3
2. **Approve Board Agenda (1 minute)**
3. **Consent Agenda (5 minutes)**
 - 3.A. Minutes from the February 23, 2026 Regular School Board Meeting - **A**
Jeff Simon, Board Clerk
 - Appendix A 4
 - 3.B. Retirements, Resignations, Terminations, Leaves and Modified Leaves of Absence, Sabbaticals, Appointments - **A**
Shelly Leciejewski, Director of Employee Services
 - Appendix B 13
 - 3.C. #26026B MSFBG Bid #1 - Non-Food Items - **A**
Tiffany Audette, Director of Purchasing
 - Appendix C 17
 - 3.D. #26033B MSFBG Bid #2 - Food & Beverage Items - **A**
Tiffany Audette, Director of Purchasing
 - Appendix D 20
 - 3.E. #26044B Anoka-Hennepin District Enrollment Center - **A**
Tiffany Audette, Director of Purchasing
 - Appendix E 43
 - 3.F. Immunization Exclusions as required by Statute 121a.15 - **A**
Kathy Schulz, Health Services Coordinator
4. **Work Session (80 minutes)**
 - 4.A. Learning and Achievement: K-12 Literacy Update (45 minutes) - **B**
Sarah Hunter, Executive Director Learning & Achievement
 - Appendix F 44
 - 4.B. District Achievement and Integration Plan (10 minutes) - **B**
Tonya Constantine, Deputy Superintendent, Scott Hare, Executive Director of Student Support Services, Tom Shaw, Director of Student Services
 - Appendix G 58

Appendix H	64
4.C. Medical Insurance Plan Design (15 minutes) - B	
Dr. Jennifer Cherry, Chief Human Resources Officer, Todd Mensink, Director of Labor Relations & Benefits	
Appendix I	84
4.D. Facilities Update (10 minutes) - B	
Greg Cole, Chief Operations Officer	
Appendix J	88
Appendix K	96
5. Board Correspondence & Communication	
6. Closed Session (20 minutes)	
6.A. Labor Negotiations Strategy (20 minutes)	
Dr. Jennifer Cherry, Chief Human Resources Officer	
7. Adjourn	

ANOKA-HENNEPIN SCHOOLS

A FUTURE WITHOUT LIMIT

March 9, 2026

Dates to Remember

- 1. March 9** **School Board Work Session, Sandburg Education Center, 5:30 p.m.**
- 2. March 23** **Regular School Board Meeting, Sandburg Education Center, 6:30 p.m.**
3. March 25 School Board Student Growth Recognitions, Blaine High School, 6:30 p.m.
4. March 30-31 Spring Break, No School
5. April 1 Spring Break, No School
6. April 2-3 Holiday, District Closed
7. April 6 Board Policy Committee, Educational Service Center, 4:30 p.m.
- 8. April 13** **School Board Work Session, Sandburg Education Center, 5:30 p.m.**
- 9. April 27** **Regular School Board Meeting, Sandburg Education Center, 6:30 p.m.**



Linda Hoekman
CO-CHAIR



Michelle Langenfeld
CO-CHAIR



Jeff Simon
CLERK



Matt Audette
TREASURER



Zach Arco
DIRECTOR



Kacy Deschene
DIRECTOR

This agenda will be provided in an alternate format upon request in order to accommodate individuals with disabilities. A minimum of three days notice is needed.
Please call Fiorella Ball at 763-506-1002 to request an alternate format.

**MINUTES OF MEETING
SCHOOL BOARD OF INDEPENDENT SCHOOL DISTRICT NO. 11
(Anoka-Hennepin School District)
STATE OF MINNESOTA**

The School Board of Anoka-Hennepin Independent School District No. 11 held a meeting on **Monday, February 23, 2026**, at Sandburg Education Center, Anoka, Minnesota.

Co-Chair Linda Hoekman called the meeting to order at 6:30 p.m. and led the pledge of allegiance.

The following members were present: Zach Arco, Matt Audette, Kacy Deschene, Linda Hoekman and Dr. Michelle Langenfeld and Jeff Simon.

Kacy Deschene motioned to approve the Board Agenda as presented. Michelle Langenfeld seconded. Motion passed with a 6-0 vote.

CONSENT AGENDA

Jeff Simon moved and Zach Arco seconded the motion to approve the following **consent agenda** items:

- a. **Minutes** from the February 9, 2026, School Board Work Session.
- b. **Personnel items** as follows:

RETIREMENTS

Name	Current or Most Recent Position	Last Date Employed
Susan Barto	Monroe Elementary, ParaEducator Special Education	06/05/2026
Karla Bell	Educational Svc Ctr, Transportation Route Coord	04/06/2026
Deanna Bloodgood	Educational Svc Ctr, Educ Office Prof Comm Ed	05/22/2026
Tudy Felix	Educational Svc Ctr, Educ Office Prof	07/07/2026
Joseph Hall	Champlin Park High, Teacher Career-Technical	06/08/2026
Lisa Howard	Rum River Elementary, ParaEducator Elementary	03/27/2026
Paula Mccusker	Monroe Elementary, Teacher SA-Coach Literacy Spec	06/08/2026
Lynn Ostlund	Anoka Middle - Washington Campus, ParaEducator Special Education	06/05/2026
Gretchen Schroeder	Jackson Middle, Child Nutrition Site Supv	06/08/2026
Nancy Scott	Rum River Elementary, ParaEducator Elementary	06/05/2026
Lance Wicks	Anoka High, Asst Principal HS Athletics	07/10/2026

RESIGNATIONS, TERMINATIONS

Full Name (FL)	Current or Most Recent Position	Last Date Employed
Bruce Belden	Coon Rapids High, ParaEducator Special Education	02/06/2026
Marcia Ford	Andover High, Head Coach	11/01/2025
Deborah Hedrington	Coon Rapids High, Teacher MMH	12/04/2025
Kari Stutelberg-Hines	Two Rivers Transition Program, Teacher ASD (AutismSpectrum)	06/08/2026
Julie Swanson	Coon Rapids High, Teacher Nurse	02/20/2026
Chase Vasquez	Coon Rapids High, Head Coach	02/13/2026
Kenneth Weikel	Andover High, Head Coach	06/05/2025

LEAVES OF ABSENCE

Name	Current or Most Recent Position	Leave Begins	Leave Ends
Shumake Ahmed	University Ave Elementary, A+ PT CCA - Ln 1	01/05/2026	01/23/2026
Jacob Andersen	University Ave Elementary, A+ Site Leader full year	01/23/2026	03/09/2026
Jennifer Beck	Educational Svc Ctr, Director Finance	01/06/2026	01/16/2026
Natalie Beyer	Oxbow Creek Elementary, Teacher Grade K	02/11/2026	05/12/2026
Tana Brakke	Riverview Early Childhood Ctr, Teacher Speech Clinician	01/20/2026	05/01/2026
Ruth Bratsch Landaeta	Oak View Middle, Educ Office Prof Comm Ed CSchl	02/25/2026	03/26/2026
Kathryn Cain	ESC-Special Ed, Teacher Speech Clinician	02/23/2026	05/15/2026
Penny Carda	Educational Svc Ctr, Teacher SA-Coach	07/01/2026	06/30/2031
Ashley Clarke	Johnsville Elementary, ParaEducator Special Education	02/10/2026	02/24/2026
Susan Dahlen	Home Address, Sub Child Nutrition Assistant	01/21/2026	03/27/2026
Lauren Ferrera	Northdale Middle, Teacher Counselor	02/04/2026	05/01/2026
Erin Gandrud	Anoka Middle - Fred Moore Campus, Teacher Social Studies	03/16/2026	06/08/2026
Ginger Garfield	ESC-Special Ed, Teacher Occupational Therapist	02/05/2026	04/28/2026
Kori Gasser	Oxbow Creek Elementary, Teacher Grade 4	01/14/2026	01/28/2026
Shelley Gormsen	Andover Elementary, Child Nutrition Assistant FT	02/24/2026	05/22/2026
Sandra Gunderson	Wilson Elementary, Teacher Grade 5	02/19/2026	04/30/2026
Vanessa Handt	Madison Elementary, Teacher Grade 1	02/11/2026	06/08/2026
Whitney Hansen	Jefferson Elementary, Teacher Speech Clinician	01/22/2026	03/04/2026
Mary Hunt	Champlin Brooklyn Park Academy, Teacher Grade 1	02/09/2026	05/22/2026
Kathryn Jensen	Madison Elementary, Teacher K5 Core Inst Support	01/08/2026	04/09/2026
Kurt Johnson	Adams Elementary, ParaEducator Special Education	02/19/2026	03/05/2026
Ann Katorosz	Dayton Elementary, Teacher Grade K	02/20/2026	04/03/2026
Cheri McQuay	ESC-Special Ed, Teacher MSH	01/26/2026	05/01/2026
Christine Merschman	Riverview Early Childhood Ctr, Preschool Asst Instructor	03/10/2026	05/19/2026
Thomas Miller	Anoka High, Teacher Career-Technical	03/02/2026	04/03/2026
Karin Obermeier	Mississippi Elementary, ParaEducator Spec Ed Cntr Base	02/04/2026	02/12/2026
Jennifer Paulson	Rum River Elementary, Teacher DD	01/16/2026	01/23/2026
Dianne Peterson	Blaine High, Teacher Reading Secondary	07/01/2026	06/29/2029
Dania Reineccius	Oxbow Creek Elementary, Teacher ABS (AcadBehav)	01/26/2026	04/17/2026
Nicole Solberg	Eisenhower Elementary, ParaEducator Elementary	02/02/2026	02/24/2026
Michele Sorman	Family Welcome Center, ESL Intake Specialist	03/24/2026	06/15/2026
Scott Stornick	Coon Rapids High, Teacher Career-Technical	07/01/2026	06/29/2029
Ka Vue	Dayton Elementary, Child Nutrition Assistant PT	01/29/2026	02/06/2026
Sesalie Warren	Hamilton Elementary, Teacher E/BD	02/09/2026	03/23/2026
Miyuki Watson	Sorteberg Early Childhood Ctr, Para Sped ECSE center base	01/22/2026	02/20/2026
Hannah Wetterhahn	Wilson Elementary, A+ PT Site Leader	04/13/2026	05/28/2026
Shirley Wilk	Coon Rapids High, ParaEducator Special Education	04/13/2026	05/22/2026
Alyssa Williamson	Champlin Brooklyn Park Academy, ParaEducator Spec Ed Cntr Base	01/26/2026	02/27/2026
Linnea Yadav	Champlin Brooklyn Park Academy, School Office Supervisor	02/12/2026	06/17/2026

MODIFIED LEAVES OF ABSENCE

Name	Current or Most Recent Position	Leave Begins	Leave Ends
Nicole Amor	Champlin Park High, Teacher ABS (AcadBehav)	12/23/2025	05/08/2026
Alyssa Arend	Rum River Elementary, Teacher DD	12/12/2025	03/27/2026
Alissa Berthiaume	Morris Bye Elementary, Teacher Speech Clinician	12/23/2025	05/12/2026
Blair Curtis	River Trail Learning Center, Teacher ASD (AutismSpectrum)	10/27/2025	03/09/2026
Kassandra Geiselman	Blaine High, Teacher Counselor	12/22/2025	04/17/2026
Jennifer Gimble	Champlin Brooklyn Park Academy, Teacher K5 Core Inst Support	09/12/2024	05/22/2026
Kylie Grimmer	Sand Creek Elementary, ParaEducator Health	01/05/2026	05/14/2026
Deborah Hedrington	Coon Rapids High, Teacher MMH	08/25/2025	12/04/2025
Julianne Herrera	Brookside Elementary, Teacher Grade 4	08/25/2025	04/06/2026
Jeffrey Knox	Educational Svc Ctr, Tech Support Specialist II	01/05/2026	03/27/2026
Andrea Lo	Jefferson Elementary, Teacher EL	11/20/2025	03/27/2026
Christine Lone	Educational Svc Ctr - Transportation, ParaEducator Bus	11/03/2025	03/27/2026
Kelly Maruri	ESC-Unassigned, Child Nutrition Assistant FT	10/09/2025	02/06/2026
Jennifer Pena	S.T.E.P., Teacher Health Careers	01/05/2026	03/27/2026
Gina Pfeifer	Two Rivers Transition Program, Teacher Psychologist	08/28/2025	02/13/2026
Rebecca Reimers	Anoka High, Teacher Spanish	02/11/2026	02/23/2026
Jocelyn Rowe	Coon Rapids Family Center - Pathways, Teacher SLD	06/12/2024	03/27/2026
Shannon Ruda	Jackson Middle, Teacher English	01/29/2026	02/17/2026
Shelly Sontag-Johnson	Sorteberg Early Childhood Ctr, Teacher Physical Therapist	01/05/2026	03/13/2026
Rebecca Stein	Riverview Early Childhood Ctr, Para Sped ECSE center base	06/23/2025	01/23/2026
Deborah Thalhuber	Eisenhower Elementary, ParaEducator Special Education	12/15/2025	03/06/2026

SABBATICALS

Full Name	Current or Most Recent Position	LOA Start	LOA End Date
-----------	---------------------------------	-----------	--------------

This section returned no records

APPOINTMENTS

20260223 1

Name	Current or Most Recent Position	Effective Date	Lane/Step	FTE	Salary
Elementary					
Jake Cunningham	Madison Elementary, Teacher Grade 1 LTS	02/11/2026	Bachelors/1	0.4118	\$21,012
Keziah Nielsen	Oxbow Creek Elementary, Teacher Grade K LTS	02/11/2026	Bachelors/1	0.3155	\$16,100
Meranda Peterson	Rum River Elementary, Teacher Grade 4 LTS	02/20/2026	Bachelors/4	0.2941	\$15,698
Seth Plohasz	Ramsey Elementary, Teacher Phys Ed Elementary	02/12/2026	Bachelors/1	0.2889	\$14,743
Sydney Schaber	Champlin Brooklyn Park Academy, Teacher Grade 1	02/09/2026	Bachelors/1	0.3690	\$18,829
Christa Smyth	Wilson Elementary, Teacher Academic Support	02/10/2026	Bachelors/6	0.4278	\$23,376

Name	Current or Most Recent Position	Effective Date	Lane/Step	FTE	Salary
Secondary					
Peter Gore	Champlin Park High, Teacher Math LTS	01/09/2026	Bachelors/1	0.2914	\$14,872

Name	Current or Most Recent Position	Effective Date	Lane/Step	FTE	Salary
Special Education					
Abigail Hagen	Sorteberg Early Childhood Ctr, Teacher EC/SE	02/12/2026	Bachelors/1	0.4171	\$21,285
Sydne Jude	Educational Svc Ctr, Teacher Nurse	02/17/2026	Masters/1	0.4064	\$24,088

Name	Current or Most Recent Position	Effective Date	Days	Salary
------	---------------------------------	----------------	------	--------

Administrative

This section returned no records

c. Cash Disbursements

Fund No.	Description	Amount
	Checks	\$ 6,821,734.17
01	General	6,496,353.55
02	Food Service	118,199.20
04	Community Service	203,971.26
06	Building Construction	-
07	Bond & Interest K-12	-
20	Health-Self Insurance	-
21	Dental-Self Insurance	2,660.16
22	Work. Comp.-Self Insurance	-
47	OPEB Debt Service	550.00
	Electronic Payments	\$ 34,674,555.69
01	General	15,413,896.95
02	Food Service	277,487.04
04	Community Service	543,400.12
06	Building Construction	-
07	Bond & Interest K-12	9,710,050.01
20	Health-Self Insurance	6,227,225.82
21	Dental-Self Insurance	465,192.19
22	Work. Comp.-Self Insurance	146,852.31
47	OPEB Debt Service	1,890,451.25
	ACH Payments	\$ 7,617,358.49
01	General	4,980,111.09
02	Food Service	2,416,643.82
04	Community Service	119,478.17
07	Bond & Interest K-12	-
20	Health-Self Insurance	86,277.41
21	Dental-Self Insurance	-
22	Work. Comp.-Self Insurance	14,848.00
	P-Card	\$ 192,762.68
01	General	160,130.79
02	Food Service	2,262.12
04	Community Service	27,526.94
06	Building Construction	-
20	Health-Self Insurance	2,842.83
TOTAL DISTRICT		\$ 49,306,411.03

d. Cash Balance Report

ANOKA HENNEPIN DISTRICT NO. 11
MONTHLY CASH BALANCES - FY26

	GENERAL	FOOD SERVICE	COMMUNITY SERVICE	BUILDING CONSTRUCTION	DEBT SERVICE	EMP BENE HEALTH	EMP BENE DENTAL	EMP BENE WORK COMP	OPEB DEBT SERVICE	TOTAL	CASH	BUILDING CONSTRUCTION	SCHOLARSHIP	TOTAL ALL	FY25 Total All Balances (1 year ago comparison)
	01-101	02-101	04-101	06-101 ¹	07-101	20-101	21-101	22-101	47-101	CASH	INVESTMENTS	INVESTMENT	INVESTMENT	BALANCES	
07/01/25	185,532,088	13,372,785	13,639,643		9,339,902	15,502,685	2,798,753	3,530,564	1,397,033	245,113,455	25,000,000			720,238	270,833,692
07/31/25	179,480,866	13,110,663	13,334,588		6,932,694	5,333,713	2,240,140	3,355,274	1,481,506	225,249,734	-			670,598	225,920,332
08/31/25	205,215,526	12,006,927	12,796,795		6,938,744	(3,437,150)	1,748,228	3,389,344	1,481,580	240,140,993	10,000,000			541,922	250,682,915
09/30/25	210,781,293	8,941,488	13,699,334		6,942,122	(3,473,112)	1,949,988	3,412,566	1,481,621	243,715,300	10,000,000			487,586	254,182,886
10/31/25	197,210,703	9,201,956	13,067,359		9,464,844	482,287	2,159,898	3,585,670	1,854,659	237,027,377	10,000,000			453,154	247,480,531
11/30/25	176,259,734	10,077,349	13,053,885		12,118,878	2,102,500	2,260,426	3,576,431	2,246,676	221,695,879	10,000,000			453,643	232,149,522
12/31/25	175,423,997	11,019,082	16,524,361		13,142,497	(571,342)	2,224,776	3,454,898	2,397,592	223,615,881	10,000,000			447,592	234,063,453
01/31/26	173,373,274	10,198,965	15,652,660		3,552,473	3,884,896	2,441,274	3,293,197	524,340	212,921,079	10,000,000			437,226	223,358,305
02/28/26															0
03/31/26															0
04/30/26															0
05/31/26															0
06/30/26															0

e. Donations & Scholarship Report

DATE	DONOR	DONEE	PURPOSE	AMOUNT
01/12/26	American Endowment Foundation	Andover High School	Andover Girls High School Basketball	\$1,000.00
01/12/26	American Online Giving Foundation	McKinley Elementary	misc. supplies	\$106.62
01/30/26	American Online Giving Foundation	Oxbow Creek Elementary	Student Supplies	\$102.91
01/12/26	Andover Alpine Ski Boosters Club	Andover High School	Boys/Girls Alpine Ski program use	\$9,500.00

01/30/26	Andover High School Drama Parents Organization Inc	Andover High School	AndHS Art Dept - Cafe on Stage	\$944.69
01/12/26	BHS Girls Hockey Boosters	Blaine High School	Bus Reimbursement	\$2,300.00
01/30/26	Blaine High School Boys Hockey Boosters	Blaine High School	Hockey Jerseys	\$3,854.00
01/12/26	Champlin Women of Today	Champlin Park High School	Athletic Equipment/Expenses	\$1,000.00
01/12/26	Charities Aid Foundation America	Blaine High School	General Programs Support	\$40.00
01/30/26	Charities Aid Foundation America	Eisenhower Elementary	Student Incentives	\$10.00
01/30/26	Coon Rapids Lion Foundation, INC	Adams Elementary	Family picnic- books	\$1,485.00
01/12/26	Coon Rapids Lions Foundation	Eisenhower Elementary	Books for Bango	\$1,544.00
01/30/26	Coon Rapids Lions Foundation	Morrise Bye Elementary	Lions for Literacy	\$1,443.00
01/12/26	Coon Rapids Lions Foundation, Inc	Sand Creek Elementary	Books for students	\$1,817.00
01/12/26	Coon Rapids Lions Foundation, Inc	University Elementary	Purchase books for students	\$1,716.00
01/30/26	Dwaine Overby	Adams Elementary	General Donation	\$100.00
01/12/26	Jefferson-PTO	Jefferson Elementary	Gaga Ball Pit	\$9,400.00
01/12/26	Johnsville PTO	Johnsville Elementary	Grade 5 Field Trip	\$1,152.68
01/12/26	Johnsville PTO	Johnsville Elementary	Grade 2 & 3 Field Trip bus to BHS	\$480.00
01/12/26	Madison PTO	Madison Elementary	transportation funds for grade 4 field trip 1/8/26	\$265.00
01/12/26	McKinley PTO	McKinley Elementary	Volleyball stanchions/nets	\$3,900.00
01/12/26	Mighty cause Foundations	ESC	General Use by Superintendent	\$40.00
01/12/26	Mighty cause Foundations	Jackson Middle School	Student Materials	\$90.00
01/30/26	Minnesota FFA Foundation	Anoka High School	FFA Chapter support	\$1,000.00
01/30/26	Morning Break at Faith Lutheran Church	Coon Rapids High School	Music Department Use	\$150.00
01/12/26	Oxbow Creek PTO	Oxbow Creek Elementary	Math Masters Registration Fee	\$110.00
01/12/26	Team 551 Management Group, LLC	Champlin Park High School	Athletic Expenses	\$2,700.00
01/12/26	The Blackbaud Giving fund	Andover High School	General building usage	\$20.00
01/30/26	The Blackbaud Giving Fund	Eisenhower Elementary	Student Incentives	\$50.00
01/30/26	The Blackbaud Giving Fund	Jackson Middle School	Student Materials	\$100.00
01/30/26	The Blackbaud Giving Fund	Oxbow Creek Elementary	Student Supplies	\$140.00
01/30/26	The Blackbaud Giving Fund	Roosevelt Middle School	Supplies as needed	\$50.00
01/30/26	The Blackbaud Giving Fund	University Elementary	Supplies, materials, celebrations	\$200.00
	*MATERIAL, EQUIPMENT, OR LABOR DONATION			
			TOTAL	\$46,810.90

SCHOLARSHIP DONATIONS

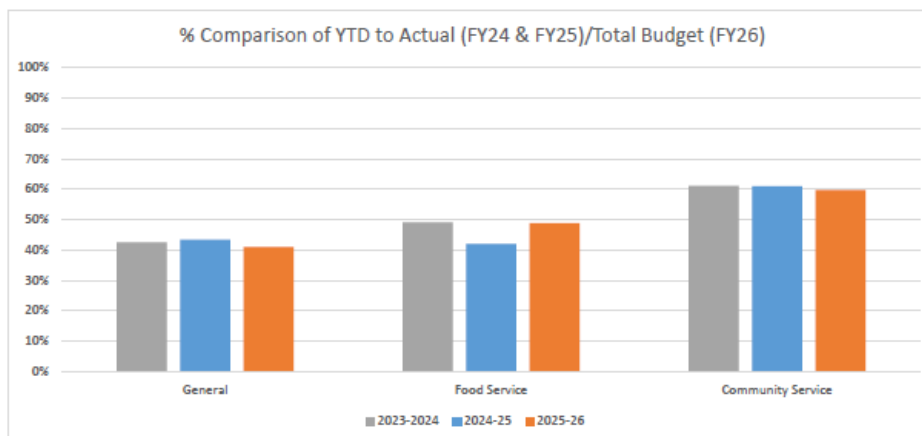
DATE	DONOR	DONEE	PURPOSE	AMOUNT
02/11/26	Virginia H Karbowski	STEP	Virginia H Karbowski Scholarship (LPL Financial)	\$1,000.00
02/11/26	Larry Oswell	Andover High School	Oswell Family Scholarship	\$1,000.00
02/11/26	Colleen Kaufenberg	Andover High School	Justin Kaufenberg Memorial Football Scholarship	\$2,000.00
02/11/26	Drewlo, Steve	Andover High School	Anoka-Hennepin Elementary & Secondary Principals' Assn Scholarship	\$1,000.00
02/11/26	Michael Hunstad	Andover High School	Toys for Joy Scholarship	\$2,000.00
02/11/26	Bryan Flattem	Andover High School	Friendly Chevrolet Cares for the Community	\$500.00
02/11/26	Cathy Hoernemann	Andover High School	Major Jeffrey Hoernemann Memorial Scholarship	\$1,750.00
02/11/26	Andover Football Association, Inc	Andover High School	Andover Football Association Scholarship	\$30,000.00
02/11/26	Peggy Mausbach	Andover High School	Chapter FS, Andover MN of the PEO Sisterhood	\$500.00
02/11/26	Steve Merrick	Anoka High School	Steve Merrick Military Spirit Scholarship	\$2,000.00
02/11/26	Gail and David Hennek	Anoka High School	Hennek Chemistry Scholarship	\$2,000.00
02/11/26	Anoka Hennepin Elementary Secondary Principals Association	Anoka High School	Anoka-Hennepin Elementary and Secondary Principals' Association Scholarship	\$1,000.00
02/11/26	Steve Merrick	Anoka High School	Anoka High School Outstanding Deca Member of the Year Scholarship	\$1,000.00
02/11/26	Steve Merrick	Anoka High School	Anoka High School Outstanding Deca Member of the Year Scholarship	\$1,000.00
02/11/26	Anoka Area Ice Areana Association INC	Anoka High School	Anoka Ice Arena Hockey Scholarship	\$4,000.00
02/11/26	Certa Wealth Services-William Atwell	Anoka High School	Stephanie Atwell Memorial Scholarship	\$5,000.00
02/11/26	Class of Laurel J Severson	Anoka High School	Class of '63 Scholarship	\$500.00
02/11/26	Rhondi West Steven West	Anoka High School	Steve West Trap Shooting Scholarship	\$1,000.00
02/11/26	Anoka Lions Club	Anoka High School	Anoka Lions Technical Scholarship	\$5,000.00
02/11/26	James or Jennifer Verkuilen	Anoka High School	Stepping Up Education Scholarship	\$1,000.00
02/11/26	The Kinetic Group Sales	Anoka High School	Federal Premium Ammunition Scholarship	\$1,000.00

02/11/26	Clives Roadhouse	Champlin Park High School	Clives Roadhouse Champlin Community Scholarship	\$1,000.00
02/11/26	Clives Roadhouse	Champlin Park High School	Clives Roadhouse Champlin Community Scholarship	\$1,000.00
02/11/26	Dayton Elem PTO	Champlin Park High School	Dayton Elementary PTO Scholarship	\$500.00
02/11/26	CPHS Girls Basketball	Champlin Park High School	CPHS Girls Basketball Scholarship	\$500.00
02/11/26	Jeffrey and Lucinda Johnson	Champlin Park High School	Barb Wiehle Memorial Scholarship	\$500.00
02/11/26	Champlin Park High School Dugout Club	Champlin Park High School	Champlin Park High School Dugout Club-CP Community Baseball Scholarship	\$2,000.00
02/11/26	Pamela J Baker Trt UTD09272023	Champlin Park High School	Baker Family Scholarship	\$2,000.00
02/11/26	ICA International Computer Appliances Corporation	Champlin Park High School	I.C.A. Corporation Engineering Scholarship	\$1,000.00
02/11/26	Champlin Park High School Girls Soccer Booster Club	Champlin Park High School	Champlin Park High School Girls Soccer Booster Club Scholarship	\$1,000.00
02/11/26	Monroe Elementary PTO	Champlin Park High School	Monroe PTO Mary Eide Memorial Scholarship	\$750.00
02/11/26	CP LAX Booster - Girls Lacrosse	Champlin Park High School	CPHS Girls Lacrosse Booster Club Scholarship	\$500.00
02/11/26	Champlin Pk Trav Basketball	Champlin Park High School	Champlin Park Traveling Basketball Scholarship	\$1,500.00
02/11/26	CPHS Girls Hockey Boosters	Champlin Park High School	CPHS Girls Hockey Boosters (River Cities Blades Girls Hockey)	\$500.00
02/11/26	Champlin Park Theatre Association	Champlin Park High School	Champlin Park Theatre Association	\$500.00
02/11/26	Topline Financial #112047	Champlin Park High School	Terry Perkins Memorial Fund Scholarship	\$500.00
02/11/26	Rebels Lacrosse Booster Club	Champlin Park High School	Rebels Boys Lacrosse Booster Club Scholarship	\$500.00
02/11/26	Champlin Park Rebels Boys Hoops Booster Club	Champlin Park High School	Champlin Park Rebels Boys Hoops Booster Club Scholarship (basketball)	\$1,500.00
02/11/26	Champlin Park Touch Down Club	Champlin Park High School	Champlin Park Touchdown Club Scholarship	\$1,000.00
02/11/26	Oxbow Creek Home and School Assoc - Donna Asleson Scholarhsip	Champlin Park High School	Oxbow Creek Home and School Association Scholarship	\$1,000.00
02/11/26	CSABA or Kathleen Troester	Andover High School	Andover High School Scholarship	\$10.00
02/11/26	Marcie DeMaco	Andover High School	Premier Bank Scholarship	\$1,000.00
			SCHOLARSHIP TOTALS	\$83,010.00
			TOTAL DONATIONS	\$ 129,820.90

f. Monthly Revenue & Expenditures

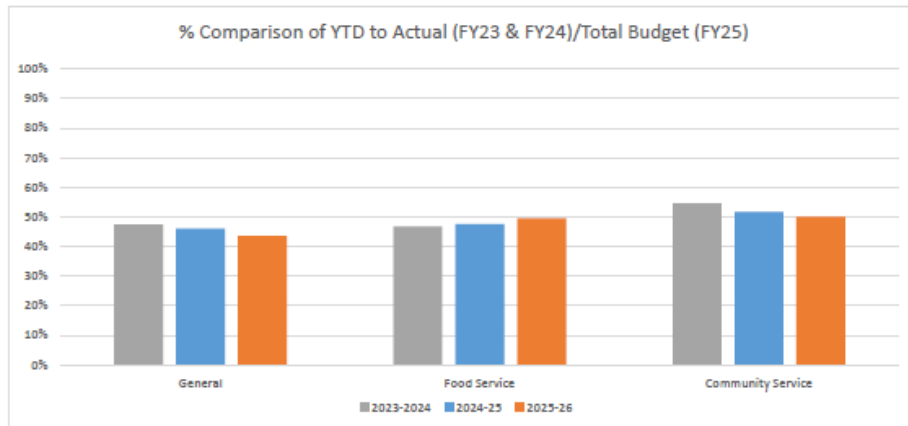
Anoka-Hennepin ISD #11
Statement of Revenues
For the month ended January 31, 2026

Fund	Month to Date	Year to Date	Budget	FY26 YTD is % of Budget		
				FY25 & FY24 YTD is % of Actual		
				2025-26	2024-25	2023-2024
General	53,257,436	277,396,212	675,245,459	41%	43%	42%
Food Service	2,758,229	13,175,884	26,973,057	49%	42%	49%
Community Service	1,182,824	18,819,558	31,540,742	60%	61%	61%
Building Construction	-	-	-	0%	534%	1611%
Debt Service	137,775	8,780,091	15,199,755	58%	61%	62%
Trust	-	-	2,000,000	0%	0%	0%
Total All Funds	\$ 57,336,264	\$ 318,171,745	\$ 750,959,013	42%	44%	44%



Anoka-Hennepin ISD #11
Statement of Expenditures
For the month ended January 31, 2026

Fund	Month to Date	Year to Date	Budget	FY26 YTD is % of Budget FY25 & FY24 YTD is % of Actual		
				2025-26	2024-25	2023-2024
General						
Salaries & Benefits	40,643,730	239,645,687	556,200,740	43%	45%	45%
Purchased Services	9,019,009	33,154,049	80,029,838	41%	41%	52%
Supplies	1,254,882	16,515,041	24,892,772	66%	60%	55%
Capital Expenditures	1,331,886	14,824,951	28,518,476	52%	78%	88%
Other Exp & Transfers	97,863	1,162,609	10,657,853	11%	31%	25%
Total General Fund	\$ 52,347,370	\$ 305,302,338	\$ 700,299,679	44%	46%	47%
Food Service						
Food Service	3,500,314	15,246,915	30,773,496	50%	48%	47%
Community Service						
Community Service	2,153,554	15,855,152	31,640,576	50%	52%	55%
Building Construction						
Building Construction	-	-	-	0%	87%	89%
Debt Service						
Debt Service	11,601,051	15,439,528	15,442,703	100%	100%	100%
Trust						
Trust	-	-	2,000,000	0%	0%	0%
Total All Funds	\$ 69,602,289	\$ 351,843,932	\$ 780,156,454	45%	48%	49%



- g.** Approved the City of Andover & Anoka County Sheriff’s Office – School Resource Officer Contract
- h.** Approved the #26038B – ESC & RTLC Cooler/Freezer Replacement
- i.** Approved the #26037B – Jefferson & Madison ES Cooler/Freezer Replacement
- j.** Approved the 2026-2027 District Strategic Priorities
- k.** Approved the 2026 District Legislative Platform
- l.** Approved the Medical Insurance Administrator
- m.** Approved Immunization Exclusions as required by Statute - names and specifics are not included because of data privacy.

Motion passed with a 6-0 vote.

The School Board received testimony from Sheighlyn Berbig, Rod Kuehn, and Michelle Powers.

Superintendent McIntyre gave a report to the Board and reviewed the Board calendar: A total of eight Anoka-Hennepin high school students were awarded for their outstanding artwork and writing at the Minnesota Scholastic Art and Writing Awards. Blaine High School senior Hailey Hlavinka was honored with a Gold Key Award for her original and creative piece this year. Silver Key honors were awarded to Andover High School freshman Gael Udvig, along with Anoka Middle School for the Arts students Adabella Yang, and Evenlyn Starebaum. Honorable Mention awards were presented to Andover junior Elizabeth Palluck, along with a painting by Anoka High School senior Alexa Pastrana, a ceramics and glass entry from Anoka sophomore Iris Buxton, and a glass and ceramics entry from Anoka senior Gus Moran. Congratulations to all the participating students for high achievement in the arts. Anoka-Hennepin has a rich history of science fairs dating back to the late 1960s, and traditionally hosts a K-12 Science, Technology, Engineering and Math (STEM) Fair as an opportunity for students at all grade levels to present findings on research projects and experimentation they’ve completed to the general public. The annual district event was held this past Saturday, Feb. 21 at Blaine High School; featuring over 200 projects from elementary school students that participated along with many enthusiastic middle and high school students who opted to immerse themselves in an advanced opportunity to study Science and STEM topics of their choice this school year. The fair also provides students an experience to improve their critical thinking, public speaking and research skills. Awards were presented to students in a range of categories, including evidence in action, design and discovery, presentation power, visionary thinking and an “out of the box” award for exhibited creativity and

original thinking. This year's STEM Fair was coordinated by Champlin Park High School teacher Kevin Molohon, who has been working hard to host the event annually since 1997. Beth Holgrimson, a 21-year veteran educator at Andover High School, has been named the 2026 High School Teacher of the Year by the Minnesota Council for Social Studies. This prestigious award recognizes leading educators within the state's social studies community. Holgrimson is honored for facilitating student engagement and promoting a deeper level of understanding with course content, holding various leadership roles within her school building and her dedication to students and professional growth. Holgrimson was recognized alongside other award recipients at the 2026 MCSS Annual Conference on February 20. The Anoka-Hennepin's Special Education Advisory Council - (SEAC) - will host a parent resource event to inform families about resources available at schools in the district. The event is set for Thursday, March 5 from 5:30 to 6:30 p.m. at the Educational Service Center in Anoka. More information about the district's special education programming is available online at ahschools.us/seac. It is tournament time for student-athletes and teams as they compete in the Minnesota State High School League section and state playoffs in late February and March. Blaine High School boys nordic skiing qualified for the state tournament for the fourth straight season, finishing 12th out of 16th teams at state. BHS head coach Andy Schwen was named the Section 5 Coach of the Year, assistant coach Marie Peters was named Section 5 Assistant Coach of the Year and assistant coach Paul Hed was named Section 5 Volunteer of the Year. Champlin Park High School senior Caleb Osterberg, who qualified for state after winning the Section 5 individual title, placed 39th overall at state. Coon Rapids High School student athletes Ruby Demmer and Bethany Law also advanced to state. In alpine skiing, Anoka High School freshman Connor Laughlin advanced on to state. In girls' hockey, Andover High School made its ninth consecutive and 11th overall state tournament appearance. The Huskies lost to eventual state champion Hill-Murray in the quarterfinals but ended the season with two straight wins, securing the consolation championship for the third time since 2014. In gymnastics, Blaine High School senior Grace Vasil qualified for the state meet in the overall and floor exercise. She placed seventh in floor exercise and 13th in the all-around. Anoka High School sophomore Kylee Loren placed 4th in the vault and 19th in the all-around. Coon Rapids High School students Nahum Yilma participated in the Congressional Debate and Adwoa Omari Kwakye competed in the Lincoln-Douglas Debate at the MSHSL State Debate tournament. Champlin Park High School defeated northern power Proctor High School 32-27 to win the 2026 Minnesota State Unified Basketball championship held Feb. 12. The tournament was hosted at the Target Center in Minneapolis and teams participated before an enthusiastic crowd of students and community supporters. March will see boys' hockey, wrestling, swim and dive, adapted floor hockey, and boys' and girls' basketball tournaments. Community members are encouraged to attend these games and support their favorite teams. Best of luck to all teams as the winter season winds down. February is "I Love to Read" month and teams of middle school students from throughout the district will convene to test their knowledge of materials they have read through the annual "Battle of the Books". The event is set for Wednesday, February 25, starting at 9 a.m. in the Erling Johnson Rooms at the Educational Services Center. The event will also be streamed live with the link on the main page at ahschools.us. Anoka-Hennepin joins districts from across Minnesota in celebrating Public Schools Week, a time for the community to come together to celebrate, support, and champion public education and those staff members who directly contribute to the future success of our students and our community as a whole through their daily efforts. The world is changing rapidly, and our schools share in the responsibility to educate and prepare students for their future. Anoka-Hennepin continues to work for excellence in all we do, but we also take time to celebrate the successes gained in our schools during Minnesota Public Schools Week.

Tom Shaw, director of student services; and Kimberly Brenden, chair of the American Indian Education advisory committee; joined Mindy Meyers, American Indian education coordinator, in sharing an informational update on the district's American Indian Education program. Presenters shared data participation and preparation for college-level course participation. They also shared highlights of cultural activities for students and families and presented a resolution of concurrence as required by state law. Jeff Simon motioned to approve the Vote of Concurrence as presented. Kacy Deschene seconded. Motion passed on a 6-0 vote.

Tim Palmatier, general counsel, provided a first read of Policy 410.0 for board consideration. The policy will be considered for approval at a future meeting

Tim Palmatier, general counsel, provided a first read of Policy 605.0 for board consideration. The policy will be considered for approval at a future meeting.

Tim Palmatier, general counsel, provided a repeal of Policy 907.0 for board consideration. The School Board held discussion and voted to repeal the policy on a 6-0 vote.

Dr. Jennifer Cherry, chief human resources officer, presented the 2025-2027 Special Education Administrators Master Agreement. The agreement was within the financial parameters provided by the School Board, and it was approved with a unanimous vote.

Director Deschene congratulated the student musicians who participated in the Northwest Suburban Conference choir, band, and orchestra events. They performed at Bethel, and she expressed her pride in all the students who showcased their talent, as well as appreciation for the staff's efforts in organizing the event. She also highlighted that the CPHS Boys Swimming and Diving Team will be sending seven students to the state meet this weekend. Additionally, she recognized JMS for competing at the state knowledge bowl meet and for earning the triple team award. Co-chair Langenfeld announced that the Battle of the Books event will take place on Wednesday and thanked the teachers for their efforts in preparing the questions for participating students. She congratulated the students involved in the competition. She also mentioned her role as a mystery reader at Lincoln and Ramsey Elementary Schools and commended the work of our Volunteer Service Coordinators during this time. Furthermore, she shared that she attended the CPHS State United Championship Game at Target Center. Director Arco highlighted the upcoming Science Fair at BHS, where he served as a judge. He also participated in the "I Love to Read" Month events at Madison Elementary School, where he enjoyed reading two books and engaging in fun activities, including games with the students.

Co-Chair Linda Hoekman proposed under Minnesota Statute 13D.05 subd. 2(a)(3) that they move into a closed session to discuss private student educational data (expulsion). The closed session was held in the Michael Sullivan Room. Jeff Simon motioned, and Michelle Langenfeld seconded the motion to go into closed sessions. Motion carried.

Co-Chair Michelle Langenfeld recessed the meeting at 7:54 p.m. The meeting reconvened in closed session at 8:02p.m. to discuss matters of private student data.

The meeting reconvened in open session at 8:15 p.m.

A resolution to expel student A was presented consistent with the findings, conclusions and decision attached hereto (as Addendum A) and that Addendum A not be included in the minutes of the Board due to the data privacy rights of the subject. Clerk Simon called the roll. The following voted in favor of the motion: Linda Hoekman, Kacy Deschene, Michelle Langenfeld, Jeff Simon, Matt Audette and Zach Arco. There being six votes for and zero against the motion, the motion passed.

Meeting adjourned.

APPENDIX B

Moved that the Board accepts the personnel recommendations and authorizes the appropriate Board officer(s) or School District administrator(s) to sign all documents necessary to effectuate these agreements.

RETIREMENTS

Name	Current or Most Recent Position	Last Date Employed
Cynthia Abeyesekera	Champlin Park High, ParaEducator Secondary	06/05/2026
Karen Callies	Sunrise Elementary, ParaEducator Special Education	06/30/2026
Jeffrey Chamberlin	Northdale Middle, B/G Custodian 3rd shift	07/01/2026
Amy Ferguson	Two Rivers Transition Program, ParaEducator Spec Ed Cntr Base	03/10/2026
Penny Freberg	Oxbow Creek Elementary, Teacher SA-Tal Devl	03/05/2026
Jean Handel	Sandburg Regional High, ParaEducator Secondary	06/05/2026
Denise Kanieski	Oxbow Creek Elementary, ParaEducator Elementary	06/08/2026
Marie Law	Oak View Middle, Asst Principal Middle School	06/30/2026
Leanne Lundsten	TEAM at Sandburg, ParaEducator Special Education	08/31/2026
Heidi Markgraf	ESC-Special Ed, ParaEducator Special Ed COTA	06/05/2026
Jeffrey McLain	Educational Svc Ctr, B/G Whse Driver	04/06/2026
Deanna Palmer	Andover High, Educ Office Prof	06/12/2026
Nicole Wilson	ESC-Special Ed, ParaEducator Special Ed COTA	06/05/2026

RESIGNATIONS, TERMINATIONS

Full Name (FL)	Current or Most Recent Position	Last Date Employed
Amber Gunderson	Andover High, Driver Ed - BTW	02/19/2026
Malorie Miller	River Trail Learning Center, Teacher ASD (AutismSpectrum)	06/08/2026
Christopher OConnell	Ramsey Elementary, Teacher Adapt Phy Ed	02/11/2026
Dianne Peterson	Blaine High, Teacher Reading Secondary	06/08/2026
Brenna Sindt	Verndale, Teacher Speech Clinician StrCa	06/18/2026

APPENDIX B

Moved that the Board accepts the personnel recommendations and authorizes the appropriate Board officer(s) or School District administrator(s) to sign all documents necessary to effectuate these agreements.

LEAVES OF ABSENCE

Name	Current or Most Recent Position	Leave Begins	Leave Ends
Taylor Becker	Champlin Brooklyn Park Academy, Teacher Grade K	02/18/2026	06/08/2026
Rebecca Borene	Anoka Middle - Fred Moore Campus, School Office Supervisor	02/13/2026	05/08/2026
Jacqueline Christian	University Ave Elementary, Teacher Grade 3	03/04/2026	03/16/2026
Yasmina Daichi	Jefferson Elementary, ParaEducator Spec Ed Cntr Base	02/27/2026	03/06/2026
Kathrina Dekruffy-Glass	Eisenhower Elementary, Volunteer Services Coord PT	03/03/2026	03/09/2026
Audrey Easthouse	Oxbow Creek Elementary, ParaEducator Spec Ed Cntr Base	02/23/2026	03/05/2026
Lane Flaten	Home Address, Sub Teacher DAILY	01/05/2026	03/05/2026
Heather Forse	Sandburg Regional High, Principal Alternative Program	03/16/2026	06/17/2026
Mary Hagberg	Oxbow Creek Elementary, Teacher Grade 4	02/02/2026	04/16/2026
Sharon Himle	Wilson Elementary, ParaEducator Special Education	01/30/2026	04/24/2026
Connor Johnson	Andover Elementary, B/G Custodian 2nd shift	02/17/2026	04/06/2026
Judi Johnson	Anoka High, Child Nutrition Assistant FT	02/06/2026	05/01/2026
Katara Johnson	Evergreen Park Elementary, Child Nutrition Assistant FT	02/09/2026	03/06/2026
Natalie Joseph-Jaboin	Evergreen Park Elementary, ParaEducator Elementary	12/01/2025	12/17/2025
Halima Khatun	Hamilton Elementary, ParaEducator Spec Ed Cntr Base	02/12/2026	03/05/2026
Kelly Kusler	Rum River Elementary, Teacher K5 Core Inst Support	02/18/2026	03/04/2026
Maggie Mcalister	River Trail Learning Center, ParaEducator Spec Ed Cntr Base	01/07/2026	02/27/2026
Donna Meglen	Madison Elementary, ParaEducator Elementary	03/12/2026	06/05/2026
Katherine Nelson	Coon Rapids Middle, Teacher Art Secondary	02/02/2026	05/01/2026
Lindsey Piersiak	ESC-Special Ed, ParaEducator Health	02/23/2026	03/13/2026
Lynnea Reine	Two Rivers Transition Program, ParaEducator Spec Ed Cntr Base	02/12/2026	03/27/2026
Sara Ross	Hamilton Elementary, Teacher SA-Student Support	03/18/2026	05/11/2026
Molly Schuster	Oxbow Creek Elementary, ParaEducator Elementary	03/26/2026	04/27/2026
Janet Sheils	Rum River Elementary, A+ Site Leader full year	02/12/2026	02/27/2026
Benjamin Sutton	University Ave Elementary, Teacher E/BD	02/04/2026	06/08/2026
Whitney Tinjum	Blaine High, Teacher Business	02/22/2026	06/08/2026
Michelle Tuley	Mississippi Elementary, Teacher Grade 5	02/12/2026	06/08/2026
Rebecca Tunsy	Dayton Elementary, Teacher Grade 2	02/27/2026	06/08/2026
Michelle Tverberg	Oxbow Creek Elementary, ParaEducator Elementary	04/10/2026	05/01/2026
Kristi Vetsch	Andover Elementary, Teacher SA-Coach Math Spec	04/14/2026	06/08/2026
Wyneka Watts	Evergreen Park Elementary, ParaEducator Special Education	03/18/2026	04/30/2026
Emily Wise	Oak View Middle, Student Achievement Advisor	04/13/2026	05/08/2026
Oksana Yehorova	Anoka Middle - Fred Moore Campus, Child Nutrition Assistant PT	01/05/2026	03/05/2026

MODIFIED LEAVES OF ABSENCE

Name	Current or Most Recent Position	Leave Begins	Leave Ends
Darnel Aschenbach	Blaine High, ParaEducator Spec Ed Cntr Base	01/05/2026	04/17/2026
Robert Baker	Educational Svc Ctr, B/G Maint Spec Mnt	02/02/2026	02/27/2026
Kelly Beulke	Coon Rapids High, Teacher Science	01/07/2026	01/12/2026

HR School Board Appendix Report: Leave of Absence

APPENDIX B

Moved that the Board accepts the personnel recommendations and authorizes the appropriate Board officer(s) or School District administrator(s) to sign all documents necessary to effectuate these agreements.

MODIFIED LEAVES OF ABSENCE

Name	Current or Most Recent Position	Leave Begins	Leave Ends
Edward Breheny	Oak View Middle, B/G Custodian Day Lead	11/03/2025	02/27/2026
Mark Corcoran	Anoka High, Teacher Math	01/05/2026	06/08/2026
Amy Ferguson	Two Rivers Transition Program, ParaEducator Spec Ed Cntr Base	11/18/2024	03/10/2026
Lauren Ferrera	Northdale Middle, Teacher Counselor	02/04/2026	02/20/2026
Whitney Hansen	Jefferson Elementary, Teacher Speech Clinician	01/22/2026	03/09/2026
Laura Johnson	Educational Svc Ctr - Transportation, ParaEducator Bus Full Time	11/12/2025	02/26/2026
Marie Law	Oak View Middle, Asst Principal Middle School	07/01/2025	06/30/2026
Shelby Lenhart	Anoka High, Teacher Business	12/17/2025	04/20/2026
Amelia Mueller	Crooked Lake Elementary, Teacher Music Elementary	12/12/2025	03/25/2026
Kelsey Shaw	Oak View Middle, Teacher ABS (AcadBehav)	01/12/2026	05/29/2026
Logan Slind	Jackson Middle, B/G Custodian Day/Mid	12/08/2025	03/27/2026
Deborah Thalhuber	Eisenhower Elementary, ParaEducator Special Education	12/15/2025	02/25/2026

SABBATICALS

Full Name	Current or Most Recent Position	LOA Start	LOA End Date
------------------	--	------------------	---------------------

This section returned no records

APPOINTMENTS

<u>Name</u>	<u>Current or Most Recent Position</u>	<u>Effective Date</u>	<u>Lane/Step</u>	<u>FTE</u>	<u>Salary</u>
Elementary					
Lynda Brandt	Madison Elementary, Teacher K5 Core Inst Supp LTS	01/09/2026	Masters+15/13	0.1818	\$15,633
Ashley Gannon	Champlin Brooklyn Park Academy, Teacher Grade K	02/19/2026	Bachelors/1	0.3850	\$19,648
Emma Glasgow	Wilson Elementary, Teacher Grade 5 LTS	03/04/2026	Bachelors/1	0.1979	\$10,097
Samantha Mayo	Dayton Elementary, Teacher Grade 2 LTS	03/03/2026	Bachelors/1	0.3423	\$17,465

<u>Name</u>	<u>Current or Most Recent Position</u>	<u>Effective Date</u>	<u>Lane/Step</u>	<u>FTE</u>	<u>Salary</u>
-------------	--	-----------------------	------------------	------------	---------------

Secondary

This section returned no records

<u>Name</u>	<u>Current or Most Recent Position</u>	<u>Effective Date</u>	<u>Lane/Step</u>	<u>FTE</u>	<u>Salary</u>
-------------	--	-----------------------	------------------	------------	---------------

Special Education

Rebecca Hagestuen	Oak View Middle, Teacher ABS (AcadBehav) LTS	01/20/2026	Bachelors/1	0.2300	\$11,734
-------------------	--	------------	-------------	--------	----------

<u>Name</u>	<u>Current or Most Recent Position</u>	<u>Effective Date</u>	<u>Days</u>	<u>Salary</u>
-------------	--	-----------------------	-------------	---------------

Administrative

Anna Bonner	Educational Svc Ctr, CNP Mgr-Site Op & Food Safety Based on annual salary \$94,000 for 261 days	03/16/2026	77	\$43,206
-------------	--	------------	----	----------



✉ 2727 N Ferry St. • Anoka, MN 55303

☎ 763-506-1000 • Fax: 763-506-1013

🖥 ahschools.us

February 25, 2026

To: School Board Members and Superintendent Cory McIntyre

From: Tiffany Audette, CPPB, Director of Purchasing

Re: **Award Recommendation**
Bid #26026B MSFBG Bid #1 - Non-Food Items
Opened on Wednesday, December 3, 2025, at 11:00 a.m. LT

All bids went through evaluation and testing. It is recommended that the following manufacturers be awarded one-year contracts for these items for the School Year 2026-2027.

MSFBG #	Description	Product Manufacturer	Manufacturer Code	Pack Size	Awarded Case Price
07-0700-20	Utensils. Disposable, medium weight, stacked/dense pack. Fork	Pactiv Evergreen (Novolex)	YFWFWCH	1 / 1000.0 Each	\$7.00
07-0700-20	Utensils. Disposable, medium weight, stacked/dense pack. Spoon	Pactiv Evergreen (Novolex)	YFWSWCH	1 / 1000.0 Each	\$7.00
07-0700-20	Utensils. Disposable, medium weight, stacked/dense pack. Knife	Pactiv Evergreen (Novolex)	YFWKWCH	1 / 1000.0 Each	\$7.00
07-0700-20	Utensils. Disposable, medium weight, stacked/dense pack. Spork	Pactiv Evergreen (Novolex)	YFWQWCH	1 / 1000.0 Each	\$7.00
07-0701-26	Utensils. Compostable, medium weight, stacked/dense pack. Fork	Eco-Products (Novolex)	EP-S012	1 / 1000.0 Each	\$26.00
07-0701-26	Utensils. Compostable, medium weight, stacked/dense pack. Spoon	Eco-Products (Novolex)	EP-S013	1 / 1000.0 Each	\$26.00
07-0701-26	Utensils. Compostable, medium weight, stacked/dense pack. Knife	Eco-Products (Novolex)	EP-S011	1 / 1000.0 Each	\$26.00
07-0701-26	Utensils. Compostable, medium weight, stacked/dense pack. Spork	Eco-Products (Novolex)	EP-S018	1 / 1000.0 Each	\$26.00
07-0730-15	Gloves: vinyl, no powder, latex free, Small	Daxwell Distribution	F10001296	10 / 100.0 Each	\$18.64
07-0730-15	Gloves: vinyl, no powder, latex free, Medium	Daxwell Distribution	F10001748	10 / 100.0 Each	\$18.64
07-0730-15	Gloves: vinyl, no powder, latex free, Large	Daxwell Distribution	F10001750	10 / 100.0 Each	\$18.64
07-0730-15	Gloves: vinyl, no powder, latex free, XLarge	Daxwell Distribution	F10001749	10 / 100.0 Each	\$18.64



ANOKA-HENNEPIN SCHOOLS

EDUCATIONAL SERVICE CENTER

03-09-26 C-2

Cory McIntyre, Superintendent

2727 N Ferry St. • Anoka, MN 55303

763-506-1000 • Fax: 763-506-1013

ahschools.us

MSFBG #	Description	Product Manufacturer	Manufacturer Code	Pack Size	Awarded Case Price
07-0750-23	Tray. Compostable, disposable, rectangular, 5 or 6 compartment school lunch trays, must be 100% compostable, suitable for hot and cold foods, water & grease resistant, preferred to be able to support 30 oz. of weight when held on edge with one hand, stacked	Veritiv - AmerCareRoyal, LLC (ACR)	TL-15-T-NPFACT - 20127735	1 / 500.0 Each	\$37.87
07-0755-24	Tray. disposable, rectangular, 5 or 6-compartment school lunch tray, suitable for hot and cold foods, water & grease resistant, preferred to be able to support 30 oz. of weight when held on edge with one hand, stacked. 5-Compartment - Available in black or white	Pactiv Evergreen (Novolex)	YTHB0500SGBX	4 / 125.0 Each	\$20.00
07-0755-24	Tray. disposable, rectangular, 5 or 6-compartment school lunch tray, suitable for hot and cold foods, water & grease resistant, preferred to be able to support 30 oz. of weight when held on edge with one hand, stacked. 6-Compartment - Available in black or white	Pactiv Evergreen (Novolex)	0TH10601SGBX	4 / 125.0 Each	\$29.00
07-0760-24	Food Boat. #50 size, 1/2 pound, ready to use, nested.	Veritiv - AmerCareRoyal, LLC (ACR)	ACR-1	4 / 250.0 Each	\$16.97
07-0761-24	Food Boat. #100 size, 1 pound, ready to use, nested.	Veritiv - AmerCareRoyal, LLC (ACR)	ACR-2	4 / 250.0 Each	\$19.61
07-0762-24	Food Boat. #200 size, 2 pound, ready to use, nested	Veritiv - AmerCareRoyal, LLC (ACR)	ACR-3	4 / 250.0 Each	\$24.14
07-0763-24	Food Boat. #300 size, 3 pound, ready to use, nested	Veritiv - AmerCareRoyal, LLC (ACR)	ACR-4	2 / 250.0 Each	\$17.54
07-0765-24	Food Boat. #500 size, 5 pound, ready to use, nested	Veritiv - AmerCareRoyal, LLC (ACR)	ACR -5	2 / 250.0 Each	\$23.15



ANOKA-HENNEPIN SCHOOLS

EDUCATIONAL SERVICE CENTER

03-09-26 C-3

Cory McIntyre, Superintendent

✉ 2727 N Ferry St. • Anoka, MN 55303

☎ 763-506-1000 • Fax: 763-506-1013

🖥 ahschools.us

MSFBG #	Description	Product Manufacturer	Manufacturer Code	Pack Size	Awarded Case Price
07-0766-26	Food Boat, compostable. #50 size, 1/2 pound, ready to use, nested	Veritiv - AmerCareRoyal, LLC (ACR)	ACR -1	4 / 250.0 Each	\$16.97
07-0767-26	Food Boat, compostable. #100 size, 1 pound, ready to use, nested	Veritiv - AmerCareRoyal, LLC (ACR)	ACR -2	4 / 250.0 Each	\$19.61
07-0768-26	Food Boat, compostable. #200 size, 2 pound, ready to use, nested	Veritiv - AmerCareRoyal, LLC (ACR)	ACR -3	4 / 250.0 Each	\$24.14
07-0769-26	Food Boat, compostable. #300 size, 3 pound, ready to use, nested	Veritiv - AmerCareRoyal, LLC (ACR)	ACR -4	2 / 250.0 Each	\$17.54
07-0770-26	Food Boat, compostable. #500 size, 5 pound, ready to use, nested	Veritiv - AmerCareRoyal, LLC (ACR)	ACR -5	2 / 250.0 Each	\$23.15
07-0775-26	Clamshell. Compostable 8x8x3 or similar size, one compartment.	Veritiv - AmerCareRoyal, LLC (ACR)	HL-83-NPFACT	1 / 200.0 Each	\$31.51



✉ 2727 N Ferry St. • Anoka, MN 55303

☎ 763-506-1000 • Fax: 763-506-1013

💻 ahschools.us

February 25, 2026

To: School Board Members and Superintendent Cory McIntyre

From: Tiffany Audette, CPPB, Director of Purchasing

Re: **Award Recommendation**
Bid # 26033B MSFBG Bid #2 - Food & Beverage Items
Opened on Wednesday, January 7, 2026, at 11:00 a.m. LT

All bids went through evaluation and testing. It is recommended that the following manufacturers be awarded one-year contracts for these items for the School Year 2026-2027.

MSFBG#	Description	Product Manufacturer	Manufacturer Code	Pack Size	Awarded Case Price
01-0100-20	Bread. Garlic toast, frozen, brown & serve, 50% or > whole grains by weight or have whole grains as the first ingredient, 1pc = 1 OEG, 0 trans-fat, Sodium not to exceed 250 mg calories not to exceed 150	Baker Boy, Inc.	20555	276/1.0 Ounces	\$54.12
01-0105-26	Bread Stick. Minimum cooked length 6", Garlic flavored, frozen, brown and serve, 50% or > than whole grains by weight or have whole grains as the first ingredient, 1 stick = 1 OEG, 0 trans-fat, calories not to exceed 150, sodium not to exceed 250 mg. IQF	Bake Crafters Food Company	5011	240 / 1.0 Ounces	\$41.21
01-0130-22	French Toast. Sticks, IQF, 50% or > whole grains by weight or have whole grains as the first ingredient, minimum of 3 sticks = minimum of 2 OEG or 1OEG and 1MA, trans fat 0 grams, each stick no greater than 120 calories, less than or equal to 150 mg sodium, ovenable	Rich Products Corporation	37720	12 / 2.0 Pounds	\$49.05
01-0135-26	Pancakes. Mini (minimum of 4) IW, 50% or > whole grains by weight or have whole grains as the first ingredient, less than or equal to 250 calories/portion pack, trans fat 0 grams, less than 350 mg sodium, 1 pouch = or > 2 OEG. IQF. Maple Flavor	DeWafelbakkers	010625	72 / 3.0 Ounces	\$27.50
01-0135-26	Pancakes. Mini (minimum of 4) IW, 50% or > whole grains by weight or have whole grains as the first ingredient, less than or equal to 250 calories/portion pack, trans fat 0 grams, less than 350 mg sodium, 1 pouch = or > 2 OEG. IQF. Blueberry Flavor	DeWafelbakkers	010626	72 / 3.0 Ounces	\$27.50
01-0135-26	Pancakes. Mini (minimum of 4) IW, 50% or > whole grains by weight or have whole grains as the first ingredient, less than or equal to 250 calories/portion pack, trans fat 0 grams, less than 350 mg sodium, 1 pouch = or > 2 OEG. IQF. Strawberry Flavor	DeWafelbakkers	010631	72 / 3.0 Ounces	\$27.50



✉ 2727 N Ferry St. • Anoka, MN 55303

☎ 763-506-1000 • Fax: 763-506-1013

🖥 ahschools.us

MSFBG #	Description	Product Manufacturer	Manufacturer Code	Pack Size	Awarded Case Price
01-0136-24	Pancakes. Bulk, 50% or > whole grains by weight or have whole grains as the first ingredient, less than or equal to 250 calories/portion, trans fat 0 grams. IQF.	Bake Crafters	1475	144 / 1.3 Ounces	\$23.59
01-0137-26	French Toast. Mini (minimum of 4) IW, 50% or > whole grains by weight or have whole grains as the first ingredient, less than or equal to 250 calories/portion pack, trans fat 0 grams, less than 350 mg sodium, 1 pouch = or > 2 OEG. IQF. Chocolate Chip flavor	Kellenova/Eggo	3800080801	72 / 3.03 Ounces	\$28.52
01-0137-26	French Toast. Mini (minimum of 4) IW, 50% or > whole grains by weight or have whole grains as the first ingredient, less than or equal to 250 calories/portion pack, trans fat 0 grams, less than 350 mg sodium, 1 pouch = or > 2 OEG. IQF. Original flavor	Kellenova/Eggo	3800080693	72 / 3.03 Ounces	\$28.52
01-0145-26	Waffle. IW, 50% or > whole grains by weight or have whole grains as the first ingredient, less than or equal to 250 calories/portion pack, trans fat 0 grams, less than 350 mg sodium, 1 pouch = or > 2 OEG. IQF. Maple Flavor	Kellanova/Eggo	3800092315	72 / 3.03 Ounces	\$28.08
01-0145-26	Waffle. IW, 50% or > whole grains by weight or have whole grains as the first ingredient, less than or equal to 250 calories/portion pack, trans fat 0 grams, less than 350 mg sodium, 1 pouch = or > 2 OEG. IQF. Cinnamon Flavor	Kellanova/Eggo	3800092313	72 / 3.03 Ounces	\$28.08
01-0145-26	Waffle. IW, 50% or > whole grains by weight or have whole grains as the first ingredient, less than or equal to 250 calories/portion pack, trans fat 0 grams, less than 350 mg sodium, 1 pouch = or > 2 OEG. IQF. Fruit Loop	Kellanova/Eggo	3800029443	72 / 3.03 Ounces	\$28.08
01-0150-26	Cinnamon Sweet Roll Dough. IQF frozen, proof and bake, 50% or > whole grains by weight or have whole grains as the first ingredient, 1 roll = 2 to 2.5 OEG, 0 trans-fat, sodium not to exceed 375 mg, calories not to exceed 275. Minimum 3 months shelf life from date of manufacture	Bridgford Marketing Company	6719	144 / 2.5 Ounces	\$42.65
01-0152-26	Bagel. IW, 50% or > whole grains by weight or have whole grains as the first ingredient, less than or equal to 250 calories/portion pack, trans fat 0 grams, less than 350 mg sodium, 1 pouch = or > 2 OEG. IQF. Plain	Bake Crafters Food Company	959	84 / 2.0 Ounces	\$34.04
01-0155-26	Donut. Long john shaped (rectangle), frozen, unfrosted, thaw and serve, 50% or > whole grains by weight or have whole grains as the first ingredient, 1 donut = 2 to 2.5 OEG, 0 trans-fat, sodium not to exceed 375 mg, calories not to exceed 275. Minimum 3 months shelf life from date of manufacture	Baker Boy, Inc.	25232	96 / 2.3 Ounces	\$47.50



✉ 2727 N Ferry St. • Anoka, MN 55303

☎ 763-506-1000 • Fax: 763-506-1013

🖥 ahschools.us

MSFBG #	Description	Product Manufacturer	Manufacturer Code	Pack Size	Awarded Case Price
01-0157-26	Donut. Mini (minimum of 4 per serving) IW, 50% or > whole grains by weight or have whole grains as the first ingredient, less than or equal to 350 calories/portion pack, trans fat 0 grams, less than 350 mg sodium, 1 pouch = or > 2 OEG. IQF. Assorted flavors	Bake Crafters	1717	72 / 2.75 Ounces	\$44.68
02-0201-19	Juices & Drinks. 4 fl oz, apple, 100% juice, gable top or foil top acceptable, must be drinkable without straw, frozen. 1 portion = 1/2 cup fruit serving, layer pack	Citrus Systems, Inc.	610009	96 / 4.0 Ounces	\$13.60
02-0202-19	Juices & Drinks. 4 fl oz, grape, 100% juice, gable top or foil top acceptable, must be drinkable without straw, frozen. 1 portion = 1/2 cup fruit serving, layer pack	Citrus Systems, Inc.	610018	96 / 4.0 Ounces	\$17.18
02-0203-19	Juices & Drinks. 4 fl oz, orange, 100% juice, gable top or foil top acceptable, must be drinkable without straw, frozen. 1 portion = 1/2 cup fruit serving, layer pack	Citrus Systems, Inc.	610001	96 / 4.0 Ounces	\$17.96
02-0204-19	Juices & Drinks. 4 fl oz, fruit punch, 100% juice, gable top or foil top acceptable, must be drinkable without straw, frozen. 1 portion = 1/2 cup fruit serving, layer pack	Citrus Systems, Inc.	610024	96 / 4.0 Ounces	\$14.89
02-0205-19	Juices & Drinks. 4 fl oz, apple with calcium, 100% juice, gable top or foil top acceptable, must be drinkable without straw, frozen. 1 portion = 1/2 cup fruit serving, layer pack	Citrus Systems, Inc.	610037	96 / 4.0 Ounces	\$13.81
02-0206-19	Juices & Drinks. 4 fl oz, orange with calcium, 100% juice, gable top or foil top acceptable, must be drinkable without straw, frozen. 1 portion = 1/2 cup fruit serving, layer pack	Citrus Systems, Inc.	610039	96 / 4.0 Ounces	\$18.16
02-0207-19	Juices & Drinks. 4-4.75 oz, 100% juice, shelf stable, aseptic pouch or box with straw. Apple flavors	Peterson Farms/Ardmore Farms	62001	44 / 4.23 Ounces	\$6.16
02-0207-19	Juices & Drinks. 4-4.75 oz, 100% juice, shelf stable, aseptic pouch or box with straw. Tropical punch flavors	Peterson Farms/Ardmore Farms	62008	44 / 4.23 Ounces	\$6.56
02-0207-19	Juices & Drinks. 4-4.75 oz, 100% juice, shelf stable, aseptic pouch or box with straw. Grape flavors	Peterson Farms/Ardmore Farms	62002	44 / 4.23 Ounces	\$6.96
02-0207-19	Juices & Drinks. 4-4.75 oz, 100% juice, shelf stable, aseptic pouch or box with straw. Orange flavors	Peterson Farms/Ardmore Farms	62000	44 / 4.23 Ounces	\$7.76
02-0209-19	Juices & Drinks. 4 fl oz, apple, domestic product only, 100% juice, must be drinkable without straw, frozen or shelf stable . 1 portion = 1/2 cup fruit serving, minimum pack size of 40	Citrus Systems Inc.	610009	96 / 4.0 Ounces	\$14.18



✉ 2727 N Ferry St. • Anoka, MN 55303

☎ 763-506-1000 • Fax: 763-506-1013

🖥 ahschools.us

MSFBG #	Description	Product Manufacturer	Manufacturer Code	Pack Size	Awarded Case Price
02-0210-19	Juices & Drinks. 4 fl oz, grape, domestic product only, 100% juice, gable top or foil top acceptable, must be drinkable without straw, frozen . 1 portion = 1/2 cup fruit serving, layer pack	Citrus Systems Inc.	610018	96 / 4.0 Ounces	\$17.71
02-0211-19	Juices & Drinks. 4 fl oz, orange, domestic product only, 100% juice, gable top or foil top acceptable, must be drinkable without straw, frozen . 1 portion = 1/2 cup fruit serving, layer pack	Citrus Systems Inc.	610001	96 / 4.0 Ounces	\$19.37
02-0212-19	Juices & Drinks. 4 fl oz, fruit punch juice, domestic product only, 100% juice, gable top or foil top acceptable, must be drinkable without straw, frozen. 1 portion = 1/2 cup fruit serving, layer pack. individual flavors	Suncup	090809	72/ 4.0 Ounces	\$12.02
02-0212-19	Juices & Drinks. 4 fl oz, fruit punch juice, domestic product only, 100% juice, gable top or foil top acceptable, must be drinkable without straw, frozen . 1 portion = 1/2 cup fruit serving, layer pack. individual flavors	Suncup	030809	70 / 4.0 Ounces	\$11.71
02-0213-19	Juices & Drinks. 4 fl oz, apple with calcium, domestic product only, 100% juice, gable top or foil top acceptable, must be drinkable without straw, frozen . 1 portion = 1/2 cup fruit serving, layer pack	Citrus Systems Inc.	610037	96 / 4.0 Ounces	\$14.39
02-0214-19	Juices & Drinks. 4 fl oz, orange with calcium, domestic product only, 100% juice, gable top or foil top acceptable, must be drinkable without straw, frozen . 1 portion = 1/2 cup fruit serving, layer pack	Citrus Systems Inc.	610039	96 / 4.0 Ounces	\$19.57
02-0215-19	Juices & Drinks. 4-4.75 oz, domestic product only, 100% juice, shelf stable, aseptc pouch or box with straw. Minimum of 3 flavors available. Apple Flavors	Suncup	400309	40 / 4.23 Ounces Juicebox	\$7.49
02-0215-19	Juices & Drinks. 4-4.75 oz, domestic product only, 100% juice, shelf stable, aseptc pouch or box with straw. Minimum of 3 flavors available. Grape flavors	Suncup	400509	40 / 4.23 Ounces Juicebox	\$7.49
02-0215-19	Juices & Drinks. 4-4.75 oz, domestic product only, 100% juice, shelf stable, aseptc pouch or box with straw. Minimum of 3 flavors available. Fruit Punch flavors	Suncup	400809	40 / 4.23 Ounces Juicebox	\$7.49
02-0215-19	Juices & Drinks. 4-4.75 oz, domestic product only, 100% juice, shelf stable, aseptc pouch or box with straw. Minimum of 3 flavors available. Orange Tangerine flavors	Suncup	402409	40 / 4.23 Ounces Juicebox	\$7.49
02-0215-19	Juices & Drinks. 4-4.75 oz, domestic product only, 100% juice, shelf stable, aseptc pouch or box with straw. Minimum of 3 flavors available. Very Berry flavors	Suncup	402509	40 / 4.23 Ounces Juicebox	\$7.49
02-0216-19	Juices & Drinks. 6-6.75 oz, domestic product only, 100% juice, shelf stable, aseptc pouch or box with straw. Minimum of 3 flavors available. Apple flavors	Suncup	410309	40 / 6.75 Ounces Juicebox	\$9.94



✉ 2727 N Ferry St. • Anoka, MN 55303

☎ 763-506-1000 • Fax: 763-506-1013

🖥 ahschools.us

MSFBG #	Description	Product Manufacturer	Manufacturer Code	Pack Size	Awarded Case Price
02-0216-19	Juices & Drinks. 6-6.75 oz, domestic product only, 100% juice, shelf stable, aseptically pouch or box with straw. Grape flavors	Suncup	410509	40 / 6.75 Ounces Juicebox	\$9.94
02-0216-19	Juices & Drinks. 6-6.75 oz, domestic product only, 100% juice, shelf stable, aseptically pouch or box with straw. Fruit Punch flavors	Suncup	410809	40 / 6.75 Ounces Juicebox	\$9.94
02-0216-19	Juices & Drinks. 6-6.75 oz, domestic product only, 100% juice, shelf stable, aseptically pouch or box with straw. available. Orange Tangerine flavors	Suncup	412409	40 / 6.75 Ounces Juicebox	\$9.94
02-0216-19	Juices & Drinks. 6-6.75 oz, domestic product only, 100% juice, shelf stable, aseptically pouch or box with straw. Very Berry flavors	Suncup	412509	40 / 6.75 Ounces Juicebox	\$9.94
02-0217-26	Juice. 8-10 oz, 100% juice, carbonated, smart snack compliant, no artificial colors. Black Cherry flavors	Apple & Eve (The Switch)	7C2480BC	24 / 8.0 Ounces	\$15.00
02-0217-26	Juice. 8-10 oz, 100% juice, carbonated, smart snack compliant, no artificial colors. Fruit Punch flavors	Apple & Eve (The Switch)	7C2480FP	24 / 8.0 Ounces	\$15.00
02-0217-26	Juice. 8-10 oz, 100% juice, carbonated, smart snack compliant, no artificial colors. Kiwi Berry flavors	Apple & Eve (The Switch)	7C2480KB	24 / 8.0 Ounces	\$15.00
02-0217-26	Juice. 8-10 oz, 100% juice, carbonated, smart snack compliant, no artificial colors. Orange Tangerine flavors	Apple & Eve (The Switch)	7C2480OT	24 / 8.0 Ounces	\$15.00
02-0217-26	Juice. 8-10 oz, 100% juice, carbonated, smart snack compliant, no artificial colors. Watermelon Strawberry flavors	Apple & Eve (The Switch)	7C2480WS	24 / 8.0 Ounces	\$15.00
02-0222-24	Juice Slushie. 4 - 4.75 fl oz, domestic product only, frozen or shelf stable fruit juice, 100% juice. 1 portion = 1/2 cup fruit or vegetable serving, layer pack. No artificial dyes. Black Cherry flavors	Lindy's Homemade, LLC Froot Jooce	BCH0106	90 / 4.4 Ounces	\$30.00
02-0222-24	Juice Slushie. 4 - 4.75 fl oz, domestic product only, frozen or shelf stable fruit juice, 100% juice. 1 portion = 1/2 cup fruit or vegetable serving, layer pack. No artificial dyes. Fruit Punch flavors	Lindy's Homemade, LLC Froot Jooce	FRP0175	90 / 4.4 Ounces	\$30.00
02-0222-24	Juice Slushie. 4 - 4.75 fl oz, domestic product only, frozen or shelf stable fruit juice, 100% juice. 1 portion = 1/2 cup fruit or vegetable serving, layer pack. No artificial dyes. Strawberry flavors	Lindy's Homemade, LLC Froot Jooce	STR0298	90 / 4.4 Ounces	\$30.00
02-0222-24	Juice Slushie. 4 - 4.75 fl oz, domestic product only, frozen or shelf stable fruit juice, 100% juice. 1 portion = 1/2 cup fruit or vegetable serving, layer pack. No artificial dyes. Watermelon flavors	Lindy's Homemade, LLC Froot Jooce	WAT0182	90 / 4.4 Ounces	\$30.00
02-0222-24	Juice Slushie. 4 - 4.75 fl oz, domestic product only, frozen or shelf stable fruit juice, 100% juice. 1 portion = 1/2 cup fruit or vegetable serving, layer pack. No artificial dyes. Mango flavors	Lindy's Homemade, LLC Froot Jooce	MAN0090	90 / 4.4 Ounces	\$30.00
02-0222-24	Juice Slushie. 4 - 4.75 fl oz, domestic product only, frozen or shelf stable fruit juice, 100% juice. 1 portion = 1/2 cup fruit or vegetable serving, layer pack. No artificial dyes. Tangerine flavors	Lindy's Homemade, LLC Froot Jooce	TAN0250	90 / 4.4 Ounces	\$30.00



✉ 2727 N Ferry St. • Anoka, MN 55303

☎ 763-506-1000 • Fax: 763-506-1013

🖥 ahschools.us

MSFBG #	Description	Product Manufacturer	Manufacturer Code	Pack Size	Awarded Case Price
02-0222-24	Juice Slushie. 4 - 4.75 fl oz, domestic product only, frozen or shelf stable fruit juice, 100% juice. 1 portion = 1/2 cup fruit or vegetable serving, layer pack. No artificial dyes. Green Apple flavors	Lindy's Homemade, LLC Froot Jooce	GRE0045	90 / 4.4 Ounces	\$30.00
02-0222-24	Juice Slushie. 4 - 4.75 fl oz, domestic product only, frozen or shelf stable fruit juice, 100% juice. 1 portion = 1/2 cup fruit or vegetable serving, layer pack. No artificial dyes. Strawberry Lemonade flavors	Lindy's Homemade, LLC Froot Jooce	SLE0236	90 / 4.4 Ounces	\$30.00
02-0222-24	Juice Slushie. 4 - 4.75 fl oz, domestic product only, frozen or shelf stable fruit juice, 100% juice. 1 portion = 1/2 cup fruit or vegetable serving, layer pack. No artificial dyes. Cherrymoji flavors	Lindy's Homemade, LLC Froot Jooce	CHI0458	90 / 4.4 Ounces	\$30.00
02-0222-24	Juice Slushie. 4 - 4.75 fl oz, domestic product only, frozen or shelf stable fruit juice, 100% juice. 1 portion = 1/2 cup fruit or vegetable serving, layer pack. No artificial dyes. Happy Birthday Celebrations flavors	Lindy's Homemade, LLC Froot Jooce	HBD0465	90 / 4.4 Ounces	\$30.00
02-0222-24	Juice Slushie. 4 - 4.75 fl oz, domestic product only, frozen or shelf stable fruit juice, 100% juice. 1 portion = 1/2 cup fruit or vegetable serving, layer pack. No artificial dyes. Tangerine Dragon flavors	Lindy's Homemade, LLC Froot Jooce	TAN0489	90 / 4.4 Ounces	\$30.00
02-0222-24	Juice Slushie. 4 - 4.75 fl oz, domestic product only, frozen or shelf stable fruit juice, 100% juice. 1 portion = 1/2 cup fruit or vegetable serving, layer pack. No artificial dyes. Berry flavors	Lindy's Homemade, LLC Froot Jooce	BER0472	90 / 4.4 Ounces	\$30.00
02-0225-26	Juices & Drinks. 4 - 4.75 fl oz, domestic product only, vegetable/fruit blend, 100% juice, gable top or juice box acceptable, frozen or shelf stable. 1 portion = 1/2 cup vegetable serving, layer pack. Orange Medley flavors	Harvest Hill	66	40 / 4.23 Ounces	\$8.00
02-0226-26	Water. Flavored, 15-17 oz, plastic bottle, non-carbonated/still, 0 calories per ounce, no artificial colors. Blackberry flavors separately	Tasty Brands	68100	24 / 16.0 Ounces	\$11.99
02-0226-26	Water. Flavored, 15-17 oz, plastic bottle, non-carbonated/still, 0 calories per ounce, no artificial colors. Watermelon flavors	Tasty Brands	68101	24 / 16.0 Ounces	\$11.99
02-0226-26	Water. Flavored, 15-17 oz, plastic bottle, non-carbonated/still, 0 calories per ounce, no artificial colors. Raspberry Peach flavors	Tasty Brands	68102	24 / 16.0 Ounces	\$11.99
02-0226-26	Water. Flavored, 15-17 oz, plastic bottle, non-carbonated/still, 0 calories per ounce, no artificial colors. Crisp Apple flavors	Tasty Brands	68103	24 / 16.0 Ounces	\$11.99
02-0231-19	Water. 16.9 oz or 0.5-liter, flat top plastic bottle or carton, potable/drinking. Minimum pack size of 24	Suncup	063500	12 / 16.9 Ounces	\$6.36
02-0237-24	Water. 20 oz, flat top, plastic bottle, potable/drinking. Minimum pack size of 24	Core	10123486	24 / 20 Ounces	\$25.99



✉ 2727 N Ferry St. • Anoka, MN 55303

☎ 763-506-1000 • Fax: 763-506-1013

🖥 ahschools.us

MSFBG #	Description	Product Manufacturer	Manufacturer Code	Pack Size	Awarded Case Price
03-0300-26	Cereal. Bowl = 1 OEG. Ready to eat bowl, 50% or > whole grains by weight or have whole grains as the first ingredient, less than 6 grams of added sugar per 1 OEG, CACFP compliant, and varieties that contain no artificial colors or flavors. Apple Jacks flavor	WK Kelloggs	3800078787	96 / 1.0 Ounces Bowl	\$31.68
03-0300-26	Cereal. Bowl = 1 OEG. Ready to eat bowl, 50% or > whole grains by weight or have whole grains as the first ingredient, less than 6 grams of added sugar per 1 OEG, CACFP compliant, and varieties that contain no artificial colors or flavors. Fruit Loops flavor.	WK Kelloggs	3800078788	96 / 1.0 Ounces Bowl	\$31.68
03-0300-26	Cereal. Bowl = 1 OEG. Ready to eat bowl, 50% or > whole grains by weight or have whole grains as the first ingredient, less than 6 grams of added sugar per 1 OEG, CACFP compliant, and varieties that contain no artificial colors or flavors. Cocoa Loops flavor.	WK Kelloggs	4119211496	96 / 1.0 Ounces Bowl	\$31.68
03-0301-26	Cereal. Bowl = 1 OEG. Ready to eat bowl, 50% or > whole grains by weight or have whole grains as the first ingredient, less than 6 grams of added sugar per 1 OEG, CACFP compliant, and varieties that contain no artificial colors or flavors. Frosted Mini Wheats flavor	WK Kelloggs	3800004996	96 / 1.0 Ounces Bowl	\$31.68
03-0303-26	Cereal. Bowl or Package = 2 OEG. Ready to eat bowl, 50% or > whole grains by weight or have whole grains as the first ingredient, less than 6 grams of added sugar per 1 OEG, CACFP compliant, and varieties that contain no artificial colors or flavors. Preferred minimum of 5 distinct shapes/flavors, and gluten free option(s) Cocoa Loops flavor	WK Kelloggs.	4119211322	60 / 2.0 Ounces Pouch	\$30.60
03-0303-26	Cereal. Bowl or Package = 2 OEG. Ready to eat bowl, 50% or > whole grains by weight or have whole grains as the first ingredient, less than 6 grams of added sugar per 1 OEG, CACFP compliant, and varieties that contain no artificial colors or flavors. Preferred minimum of 5 distinct shapes/flavors, and gluten free option(s). Frosted Mini Wheats flavor	WK Kelloggs	3800027095	60 / 2.0 Ounces Cup	\$32.40
03-0303-26	Cereal. Bowl or Package = 2 OEG. Ready to eat bowl, 50% or > whole grains by weight or have whole grains as the first ingredient, less than 6 grams of added sugar per 1 OEG, CACFP compliant, and varieties that contain no artificial colors or flavors. Preferred minimum of 5 distinct shapes/flavors, and gluten free option(s). Cocoa Frosted Mini Wheats flavors	WK Kelloggs	4119210717	60 / 2.0 Ounces Cup	\$32.40
04-0400-23	Ketchup. 1.5-gal, dispensing pouch, sodium not to exceed 60mg per 17gm, shelf stable prior to opening	Red Gold, LLC	REDYL7D	2 / 1.5 Gallons Pouch Pack	\$25.82



✉ 2727 N Ferry St. • Anoka, MN 55303

☎ 763-506-1000 • Fax: 763-506-1013

🖥 ahschools.us

MSFBG #	Description	Product Manufacturer	Manufacturer Code	Pack Size	Awarded Case Price
04-0401-24	Ketchup. 114 oz, pouch, sodium not to exceed 60mg per 17gm, shelf stable prior to opening	Red Gold, LLC	REDYL9P	1125/ 112.5 oz plastic jugs	\$37.86
04-0403-26	Ketchup. 9-gram packet, less than 50 mg of sodium per packet, shelf stable prior to opening	Red Gold, LLC	REDYL9G	1000 / 9.0 Grams Foil packet	\$24.56
05-0500-19	Cheese. American, sliced, no more than 5 gms fat, no more than 300 mg sodium, no added trans-fat. 1 oz. serving = 2 slices (28 gms)	Land O'Lakes, Inc.	46018	80 / 5.0 Pounds	\$45.90
05-0506-20	Cheese portions. i.e. cubes/sticks/curds, etc., not including mozzarella string cheese, calories not to exceed 150 per serving. Cheddar Stick	Bongards Creameries	402911	168 / 1.0 Ounce Each	\$42.78
05-0506-20	Cheese portions. i.e. cubes/sticks/curds, etc., not including mozzarella string cheese, calories not to exceed 150 per serving Reduced Fat Cheddar Stick	Bongards Creameries	402921	168 / 1.0 Ounce Each	\$43.59
05-0506-20	Cheese portions. i.e. cubes/sticks/curds, etc., not including mozzarella string cheese, calories not to exceed 150 per serving. Marble Stick	Bongards Creameries	402931	168 / 1.0 Ounce Each	\$42.78
05-0506-20	Cheese portions. i.e. cubes/sticks/curds, etc., not including mozzarella string cheese, calories not to exceed 150 per serving. Reduced Fat Marble Stick	Bongards Creameries	402941	168 / 1.0 Ounce Each	\$43.59
05-0510-19	Cheese. Mozzarella, string, IW, calories not to exceed 100 per serving. 1 oz	Land O'Lakes, Inc.	59701	168 / 1.0 Ounces	\$38.16
05-0515-26	Yogurt. 4 oz., kosher, may have no more than 12 grams of added sugars per 6 ounces (2 grams of added sugars per ounce), no artificial coloring, no added trans-fat, no artificial flavoring, individual container (must be loose, no need to snap apart), refrigerated shelf life minimum of 25 days, layer packed. Each 4 oz container = 1 M/MA. Manufacturer must provide documentation that product does not contain ingredient(s) containing gluten. Plain flavor	Upstate Niagara Cooperative, Inc.	109821	48 / 4.0 Ounces	\$14.50
05-0515-26	Yogurt. 4 oz., kosher, may have no more than 12 grams of added sugars per 6 ounces (2 grams of added sugars per ounce), no artificial coloring, no added trans-fat, no artificial flavoring, individual container (must be loose, no need to snap apart), refrigerated shelf life minimum of 25 days, layer packed. Each 4 oz container = 1 M/MA. Manufacturer must provide documentation that product does not contain ingredient(s) containing gluten. Country Peach flavor	Upstate Niagara Cooperative, Inc.	121023	48 / 4.0 Ounces	\$14.50



✉ 2727 N Ferry St. • Anoka, MN 55303

☎ 763-506-1000 • Fax: 763-506-1013

🖥 ahschools.us

MSFBG #	Description	Product Manufacturer	Manufacturer Code	Pack Size	Awarded Case Price
05-0515-26	Yogurt. 4 oz., kosher, may have no more than 12 grams of added sugars per 6 ounces (2 grams of added sugars per ounce), no artificial coloring, no added trans-fat, no artificial flavoring, individual container (must be loose, no need to snap apart), refrigerated shelf life minimum of 25 days, layer packed. Each 4 oz container = 1 M/MA. Manufacturers must provide documentation that product does not contain ingredient(s) containing gluten. Strawberry Banana flavor	Upstate Niagara Cooperative, Inc.	121024	48 / 4.0 Ounces	\$14.50
05-0515-26	Yogurt. 4 oz., kosher, may have no more than 12 grams of added sugars per 6 ounces (2 grams of added sugars per ounce), no artificial coloring, no added trans-fat, no artificial flavoring, individual container (must be loose, no need to snap apart), refrigerated shelf life minimum of 25 days, layer packed. Each 4 oz container = 1 M/MA. Manufacturers must provide documentation that product does not contain ingredient(s) containing gluten. Sweet Strawberry flavor	Upstate Niagara Cooperative, Inc.	121025	48 / 4.0 Ounces	\$14.50
05-0515-26	Yogurt. 4 oz., kosher, may have no more than 12 grams of added sugars per 6 ounces (2 grams of added sugars per ounce), no artificial coloring, no added trans-fat, no artificial flavoring, individual container (must be loose, no need to snap apart), refrigerated shelf life minimum of 25 days, layer packed. Each 4 oz container = 1 M/MA. Manufacturers must provide documentation that products do not contain ingredient(s) containing gluten. Cherry Vanilla flavor	Upstate Niagara Cooperative, Inc.	121026	48 / 4.0 Ounces	\$14.50
05-0515-26	Yogurt. 4 oz., kosher, may have no more than 12 grams of added sugars per 6 ounces (2 grams of added sugars per ounce), no artificial coloring, no added trans-fat, no artificial flavoring, individual container (must be loose, no need to snap apart), refrigerated shelf life minimum of 25 days, layer packed. Each 4 oz container = 1 M/MA. Manufacturers must provide documentation that products do not contain ingredient(s) containing gluten. Vanilla Swiss flavor	Upstate Niagara Cooperative, Inc.	121029	48 / 4.0 Ounces	\$14.50
05-0515-26	Yogurt. 4 oz., kosher, may have no more than 12 grams of added sugars per 6 ounces (2 grams of added sugars per ounce), no artificial coloring, no added trans-fat, no artificial flavoring, individual container (must be loose, no need to snap apart), refrigerated shelf life minimum of 25 days, layer packed. Each 4 oz container = 1 M/MA. Manufacturers must provide documentation that products do not contain ingredient(s) containing gluten. Blueberry Swiss flavor	Upstate Niagara Cooperative, Inc.	121045	48 / 4.0 Ounces	\$14.50
05-0515-26	Yogurt. 4 oz., kosher, may have no more than 12 grams of added sugars per 6 ounces (2 grams of added sugars per ounce), no artificial coloring, no added trans-fat, no artificial flavoring, individual container (must be loose, no need to snap apart), refrigerated shelf life minimum of 25 days, layer packed. Each 4 oz container = 1 M/MA. Manufacturers must provide documentation that products do not contain ingredient(s) containing gluten. Mango Swiss flavor	Upstate Niagara Cooperative, Inc.	121046	48 / 4.0 Ounces	\$14.50



✉ 2727 N Ferry St. • Anoka, MN 55303

☎ 763-506-1000 • Fax: 763-506-1013

💻 ahschools.us

MSFBG #	Description	Product Manufacturer	Manufacturer Code	Pack Size	Awarded Case Price
05-0520-26	Yogurt. Bulk pack, kosher, may have no more than 12 grams of added sugars per 6 ounces (2 grams of added sugars per ounce), no artificial coloring, no added trans-fat, no artificial flavoring, individual container (must be loose, no need to snap apart), refrigerated shelf life minimum of 25 days, layer packed. 4 oz serving = 1 M/MA. Manufacturers must specify packaging and size. Manufacturers must provide documentation that products do not contain ingredient(s) containing gluten. Plain flavor	Upstate Niagara Cooperative, Inc.	109885	4 / 5 Pounds	\$23.40
05-0520-26	Yogurt. Bulk pack, kosher, may have no more than 12 grams of added sugars per 6 ounces (2 grams of added sugars per ounce), no artificial coloring, no added trans-fat, no artificial flavoring, individual container (must be loose, no need to snap apart), refrigerated shelf life minimum of 25 days, layer packed. 4 oz serving = 1 M/MA. Manufacturers must specify packaging and size. Manufacturers must provide documentation that products do not contain ingredient(s) containing gluten. Blueberry Swiss flavor	Upstate Niagara Cooperative, Inc.	121062	4 / 5 Pounds	\$23.40
05-0520-26	Yogurt. Bulk pack, kosher, may have no more than 12 grams of added sugars per 6 ounces (2 grams of added sugars per ounce), no artificial coloring, no added trans-fat, no artificial flavoring, individual container (must be loose, no need to snap apart), refrigerated shelf life minimum of 25 days, layer packed. 4 oz serving = 1 M/MA. Manufacturers must specify packaging and size. Manufacturers must provide documentation that products do not contain ingredient(s) containing gluten. Sweet Strawberry flavor	Upstate Niagara Cooperative, Inc.	121063	4 / 5 Pounds	\$23.40
05-0520-26	Yogurt. Bulk pack, kosher, may have no more than 12 grams of added sugars per 6 ounces (2 grams of added sugars per ounce), no artificial coloring, no added trans-fat, no artificial flavoring, individual container (must be loose, no need to snap apart), refrigerated shelf life minimum of 25 days, layer packed. 4 oz serving = 1 M/MA. Manufacturers must specify packaging and size. Manufacturers must provide documentation that products do not contain ingredient(s) containing gluten. Classic Vanilla flavor	Upstate Niagara Cooperative, Inc.	121064	4 / 5 Pounds	\$23.40
05-0535-26	Milk, shelf stable, 8 oz, meets school nutrition requirements for fluid milk, Plain 1% Low-fat Milk	ES Foods	64025	27 / 8 Ounces	\$16.94
05-0535-26	Milk, shelf stable, 8 oz, meets school nutrition requirements for fluid milk, Dairy Fat Free Chocolate Milk	ES Foods	63007	27 / 8 Ounces	\$17.74



✉ 2727 N Ferry St. • Anoka, MN 55303

☎ 763-506-1000 • Fax: 763-506-1013

💻 ahschools.us

MSFBG #	Description	Product Manufacturer	Manufacturer Code	Pack Size	Awarded Case Price
06-0601-26	Cookies. WG Dough, chocolate chip, IQF puck ready to bake, 50% or > whole grains by weight or have whole grains as the first ingredient, fat =/< than 35% of total calories, saturated fat =/< 10% of total calories, calories not to exceed 200, 1 trans-fat, sodium not to exceed 230 mg, no peanut or tree nut ingredients, portion size 1 cookie = 1 to 1.25 OEG. Manufacturers must provide allergen statement	J&J Snack Foods Corp.	4911	384 / 1.0 Ounces	\$45.90
06-0610-24	Cookies. Ready to eat, IW, 50% or > whole grains by weight or have whole grains as the first ingredient, fat =/< than 35% of total calories, saturated fat =/< 10% of total calories, calories not to exceed 200, 1 trans-fat, sodium not to exceed 230 mg, no peanut or tree nut ingredients, portion size 1 cookie = 1 to 1.25 OEG. Manufacturers must provide allergen statements. WG Hershey's Chocolate Chip flavor	ES Foods, Inc.	8401	120 / 1.5 Ounces	\$40.80
06-0610-24	Cookies. Ready to eat, IW, 50% or > whole grains by weight or have whole grains as the first ingredient, fat =/< than 35% of total calories, saturated fat =/< 10% of total calories, calories not to exceed 200, 1 trans-fat, sodium not to exceed 230 mg, no peanut or tree nut ingredients, portion size 1 cookie = 1 to 1.25 OEG. Manufacturers must provide allergen statement.. WG Candy Chip flavor	ES Foods, Inc.	8404	120 / 1.5 Ounces	\$40.80
06-0610-24	Cookies. Ready to eat, IW, 50% or > whole grains by weight or have whole grains as the first ingredient, fat =/< than 35% of total calories, saturated fat =/< 10% of total calories, calories not to exceed 200, 1 trans-fat, sodium not to exceed 230 mg, no peanut or tree nut ingredients, portion size 1 cookie = 1 to 1.25 OEG. Manufacturer must provide allergen statement. WG Sugar flavor	ES Foods, Inc.	8405	120 / 1.5 Ounces	\$40.80
06-0610-24	Cookies. Ready to eat, IW, 50% or > whole grains by weight or have whole grains as the first ingredient, fat =/< than 35% of total calories, saturated fat =/< 10% of total calories, calories not to exceed 200, 1 trans-fat, sodium not to exceed 230 mg, no peanut or tree nut ingredients, portion size 1 cookie = 1 to 1.25 OEG. Manufacturer must provide allergen statement. WG Birthday Cake flavor	ES Foods, Inc.	8406	120 / 1.5 Ounces	\$40.80
06-0610-24	Cookies. Ready to eat, IW, 50% or > whole grains by weight or have whole grains as the first ingredient, fat =/< than 35% of total calories, saturated fat =/< 10% of total calories, calories not to exceed 200, 1 trans-fat, sodium not to exceed 230 mg, no peanut or tree nut ingredients, portion size 1 cookie = 1 to 1.25 OEG. Manufacturer must provide allergen statement. WG Double Chocolate Brownie flavor	ES Foods, Inc.	8407	120 / 1.5 Ounces	\$40.80



✉ 2727 N Ferry St. • Anoka, MN 55303

☎ 763-506-1000 • Fax: 763-506-1013

🖥 ahschools.us

MSFBG #	Description	Product Manufacturer	Manufacturer Code	Pack Size	Awarded Case Price
08-0802-24	Eggs. Hard boiled, fully cooked, whole, peeled, refrigerated, no added trans-fat, sodium not to exceed 135 mg per 1M/MA. 12-18 eggs per dry pack. Size to equal at minimum of 1 M/MA to 2 M/MA	Michael Foods, Inc.	85018-00	12 / 12.0 Count	\$34.98
08-0805-19	Eggs. Precooked, patty, round, no added trans-fat, sodium not to exceed 135mg. Each patty = 1M/MA. IQF	Michael Foods, Inc.	85017-00	300 / 1.25 Ounces	\$54.63
08-0810-26	Eggs. Precooked, omelet, Colby cheese, made with pasteurized eggs, no added trans-fat, not to exceed 310mg sodium. Each omelet = 2 M/MA. IQF	Michael Foods, Inc.	85137-00	144 / 2.1 Ounces	\$51.52
10-1000-18	Oranges. Mandarin, whole segment, 6 #10 cans or equivalent pouches, in juice or light syrup	Schreiber Foods International, Inc	14919	6 / 10 Cans	\$41.40
10-1010-23	Pineapple. Chunks or tidbits, 6 #10 cans or equivalent pouches, in juice or light syrup	Schreiber Foods International, Inc.	19463	6 / 10 Cans	\$40.60
10-1012-26	Fruit. Dried, IW, no added sugar, tear open pouch or box = 1/2 cup fruit serving in NSLP and NSBP. Plain Raisins	World Food Products	A621169	120 / 1.33 Ounces	\$38.00
11-1120-26	Marinara Sauce, portion cup, 2 - 2.5 oz cup: Smooth sauce, mildly flavored tomato based, shelf stable, calories under 100, sodium range between 150-560 mg. Nutritional's are per 1/2 cup. One 1/2c. portion to provide a minimum of 1/2 c. red/orange vegetable. Manufacturer must provide documentation that product does not contain ingredient(s) containing gluten	Red Gold, LLC.	REDNA2ZC168	168 / 2.5 Ounce Cups	\$57.69
11-1120-26	Marinara Sauce, portion cup, 2 - 2.5 oz cup: Smooth sauce, mildly flavored tomato based, shelf stable, calories under 100, sodium range between 150-560 mg. Nutritional's are per 1/2 cup. One 1/2c. portion to provide a minimum of 1/2 c. red/orange vegetable. Manufacturer must provide documentation that product does not contain ingredient(s) containing gluten	Red Gold, LLC	REDNA2ZC84	84 / 2.5 Ounce Cups	\$29.63
11-1130-26	Marinara Sauce, 6 / 10 can, mildly flavored tomato based, shelf stable, calories under 100, sodium range between 150-560 mg. Nutritional's are per 1/2 cup. One 1/2c. portion to provide a minimum of 1/2 c. red/orange vegetable. Manufacturer must provide documentation that product does not contain ingredient(s) containing gluten	Red Gold, LLC	RPKNA99	450 / #10 Cans	\$38.05



✉ 2727 N Ferry St. • Anoka, MN 55303

☎ 763-506-1000 • Fax: 763-506-1013

💻 ahschools.us

MSFBG #	Description	Product Manufacturer	Manufacturer Code	Pack Size	Awarded Case Price
11-1130-26	Marinara Sauce, 6 / #10 can, mildly flavored tomato based, shelf stable, calories under 100, sodium range between 150-560 mg. Nutritional's are per 1/2 cup. One 1/2c. portion to provide a minimum of 1/2 c. red/orange vegetable. Manufacturer must provide documentation that product does not contain ingredient(s) containing gluten	Red Gold, LLC	RPKNA9E	420 / #10 Cans	\$40.24
11-1131-26	Spaghetti Sauce, boilable or steamable pouch, smooth/pureed sauce, mildly flavored tomato based, shelf stable. Manufacturer must provide documentation that product does not contain ingredient(s) containing gluten	Red Gold, LLC	RPKNC9H	6 / 105 Ounce Pouch	\$36.55
12-1200-22	Corn Dogs. Mini, breading or batter to be 50% or > whole grains by weight or have whole grains as the first ingredient, no pork, no added trans-fat, sodium not to exceed 475mg per portion, no added MSG, Portion size range: 4-7 pieces = or > 2 M/MA and 2 OEG. IQF	Proview Foods	64019	6 / 5 Pounds	\$86.40
12-1205-22	Corn Dogs. Breading or batter to be 50% or > whole grains by weight or have whole grains as the first ingredient, no pork, no added trans-fat, sodium not to exceed 475 mg per portion, no added MSG, 1 portion = or > 2 M/MA and 2 OEG. IQF	Foster Poultry Farms, LLC.	95157	72 / 4.0 Ounces	\$41.94
12-1206-26	Corn Dogs. Breakfast style, pancake surrounding a breakfast sausage, IW, Breading or batter to be 50% or > whole grains by weight or have whole grains as the first ingredient, no pork, no added trans-fat, sodium not to exceed 475 mg per portion, no added MSG, 1 portion = or > 1 M/MA and 1 OEG.	Foster Poultry Farms, LLC.	95194	68 / 2.85 Ounces	\$37.47
12-1210-26	Hot Dogs. Frank, no pork, skinless, fully cooked, 8 to 1, minimum 5", no added trans fat, sodium not to exceed 550 mg, 1 portion = 2 M/MA, no artificial color. IQF. Manufacturer must provide documentation that product does not contain ingredient(s) containing gluten	Tyson	10000016715	80 / 2.0 Ounces	\$23.20
12-1211-26	Hot Dogs. Frank, beef only, naturally occurring nitrate/nitrite only, fully cooked, 8 to 1, minimum 5", no added trans-fat, sodium not to exceed 550 mg, 1 portion = 2 M/MA, no artificial color. IQF. Manufacturer must provide documentation that product does not contain ingredient(s) containing gluten	Cloverdale Foods Company	117526	80 / 2.0 Ounces	\$45.50



✉ 2727 N Ferry St. • Anoka, MN 55303

☎ 763-506-1000 • Fax: 763-506-1013

💻 ahschools.us

MSFBG #	Description	Product Manufacturer	Manufacturer Code	Pack Size	Awarded Case Price
13-1305-26	Beef patty. Minimum cooked patty diameter 3.25", may NOT contain non-meat protein substitutes (i.e. soy), no lean finely textured beef (LFTB), fully cooked, no added trans-fat, sodium not to exceed 280 mg per portion, 1 portion=2 M/MA, no added MSG. Manufacturer must provide signed documentation that lists allergens. Manufacturer must provide documentation that product does not contain ingredient(s) containing gluten. IQF	Integrated Food Service	N52225B	140 / 2.25 Ounces	\$105.50
13-1310-20	Meatball, 0.5 - 1.0 oz, may NOT contain non-meat protein substitutes (i.e. soy), no lean finely textured beef (LFTB), fully cooked, no added trans-fat, sodium not to exceed 310 mg per portion, 1 portion=2 M/MA, no added MSG. Manufacturer must provide signed documentation that lists allergens. IQF	JTM Provisions Co., Inc.	5049CE	6 / 5 Pounds	\$210.80
14-1406-26	Pasta, frozen, pre-cooked. Variety (i.e. rotini, penne, shell, spiral), 50% or > whole grains by weight or have whole grains as the first ingredient, specify serving size to equal 1 OEG, minimum 2-month shelf life.	Schwan's Food Service, Inc. – Foodservice Division	66931	6 / 5 Pounds	\$54.50
14-1415-26	Pasta and Cheese sauce, premade, frozen or shelf stable, 50% or > whole grains by weight or have whole grains as the first ingredient, specify serving size to equal 1 M/MA.	JTM Provisions Co., Inc.	5756	6 / 5 Pounds	\$54.01
15-1510-26	Pizza. Breakfast, turkey sausage, par baked, crust must be 50% or > whole grains by weight or have whole grains as the first ingredient, no added trans-fat, sodium not to exceed 500 mg. Each portion must provide a minimum of 1 M/MA and 1 OEG. IQF	Schwan's Food Service, Inc. – Foodservice Division	63912	128 / 3.31 Ounces	\$42.26
15-1520-20	Pizza. 5-6" round, cheese, par baked, crust must be 50% or > whole grains by weight or have whole grains as the first ingredient, no added trans-fat, sodium not to exceed 875 mg. Each portion = 2 Meat/Meat Alternate, 2 OEG, and a minimum of 1/8 cup red/orange vegetable. IQF	Nardone Bros. Baking Company, Inc.	5WRMNY2	60 / 5.35 Ounces	\$46.78
15-1522-23	Pizza. 5-6" round, pepperoni (no pork), par baked, crust must be 50% or > whole grains by weight or have whole grains as the first ingredient, no added trans-fat, sodium not to exceed 875 mg. Each portion = 2 Meat/Meat Alternate, 2 OEG, and a minimum of 1/8 cup red/orange vegetable. IQF	Nardone Bros. Baking Company, Inc.	5WRMTP3	60 / 5.38 Ounces	\$49.07



✉ 2727 N Ferry St. • Anoka, MN 55303

☎ 763-506-1000 • Fax: 763-506-1013

💻 ahschools.us

MSFBG #	Description	Product Manufacturer	Manufacturer Code	Pack Size	Awarded Case Price
15-1525-22	Pizza. 14-16" round, cheese, par baked, crust must be 50% or > whole grains by weight or have whole grains as the first ingredient, no added trans-fat, sodium not to exceed 875 mg. Min of 8 portions = or > 2 Meat/Meat Alternate, 2 OEG, and a minimum of 1/8 cup red/orange vegetable. IQF	Nardone Bros. Baking Company, Inc.	16WPS2	8 / 40 Ounces	\$54.78
15-1527-22	Pizza. 14-16" round, pepperoni (no pork), par baked, crust must be 50% or > whole grains by weight or have whole grains as the first ingredient, no added trans-fat, sodium not to exceed 875 mg. Min of 8 portions = or > 2 Meat/Meat Alternate, 2 OEG, and a minimum of 1/8 cup red/orange vegetable. IQF	Nardone Bros. Baking Company, Inc.	16WPSTP3	8 / 40.24 Ounces	\$59.32
15-1530-20	Pizza. Wedge/Rectangle, cheese, stuffed crust, par baked, crust must be 50% or > whole grains by weight or have whole grains as the first ingredient, no added trans fat, sodium not to exceed 875 mg. Each portion = or > 2 Meat/Meat Alternate, 2 OEG, and a minimum of 1/8 cup red/orange vegetable. IQF	Conagra Brands, Inc.	7738712716	72 / 4.8 Ounces	\$52.00
15-1532-23	Pizza. Wedge/Rectangle, pepperoni (no pork), stuffed crust, par baked, crust must be 50% or > whole grains by weight or have whole grains as the first ingredient, no added trans fat, sodium not to exceed 875 mg. Each portion = or > 2 Meat/Meat Alternate, 2 OEG, and a minimum of 1/8 cup red/orange vegetable. IQF	Conagra Brands, Inc.	7738712615	72 / 5.0 Ounces	\$53.05
16-1600-26	Potatoes. Straight cut french fry, 3/8", must be ovenable, uniform in size and symmetry, no added trans-fat, manufacturer to specify weight equal to 1/2 c. of vegetables. IQF. Manufacturer must provide documentation that product does not contain ingredient(s) containing gluten	Simplot	10071179049586	6 / 5 Pounds	\$28.75
16-1600-26	Potatoes. Straight cut french fry, 3/8", must be ovenable, uniform in size and symmetry, no added trans-fat, manufacturer to specify weight equal to 1/2 c. of vegetables. IQF. Manufacturer must provide documentation that product does not contain ingredient(s) containing gluten	Simplot	10071179259312	6 / 5 Pounds	\$28.75
16-1605-26	Potatoes. Crinkle cut potato, 3/8"-1/2", must be ovenable, uniform in size and symmetry, no added trans-fat, no gluten containing ingredients, manufacturer to specify weight equal to 1/2 c. of vegetables. IQF. Manufacturer must provide documentation that product does not contain ingredient(s) containing gluten	Simplot	10071179221227	6 / 5 Pounds	\$28.75



✉ 2727 N Ferry St. • Anoka, MN 55303

☎ 763-506-1000 • Fax: 763-506-1013

🖥 ahschools.us

MSFBG #	Description	Product Manufacturer	Manufacturer Code	Pack Size	Awarded Case Price
16-1620-26	Potatoes. Waffle or lattice cut, must be ovenable, uniform in size and symmetry. IQF	Simplot	10071179054252	6 / 5 Pounds	\$27.25
16-1621-26	Potatoes. Curly/spiral cut, must be ovenable, uniform in size and symmetry, no added trans fat. IQF	Simplot	1007117942860	6 / 5 Pounds	\$35.65
16-1625-26	Potatoes. Diced, roasted, skin on, ovenable, manufacturer must specify weight to =1/2 cup vegetable serving	McCain Foods USA	MCF03927	6 / 5 Pounds	\$31.00
16-1640-18	Potatoes. Formed hashbrown tator tot, cylinder shaped, no added trans-fat, sodium not to exceed 360 mg, must be ovenable, uniform in size and symmetry, manufacturer to specify weight equal to 1/2 c. of vegetables. IQF	McCain Foods USA	OIF00215A	6 / 5 Pounds	\$28.70
16-1640-18	Potatoes. Formed hashbrown tator tot, cylinder shaped, no added trans fat, sodium not to exceed 360 mg, must be ovenable, uniform in size and symmetry, manufacturer to specify weight equal to 1/2 c. of vegetables. IQF	McCain Foods USA	1000002789	6 / 5 Pounds	\$28.70
16-1645-26	Potatoes. Formed hashbrown, must be ovenable, uniform in size and symmetry, each hashbrown = minimum 1/4 cup vegetable and less than 200 mg sodium, no added trans fat. IQF	McCain Foods USA	1000006188	6 / 5 Pounds	\$40.00
16-1650-18	Potatoes. Mashed, dehydrated, no gluten containing ingredients, no added trans fat, sodium not to exceed 350 mg per 1/2 c. serving, one step prep, add water and stir, box or bag, no cans, dry, shelf stable. Manufacturer must provide documentation that product does not contain ingredient(s) containing gluten	Idahoan Foods	2970000313	12 / 26 Ounces	\$38.03
16-1655-24	Potatoes. Sweet Potato, straight cut french fry, must be ovenable, no added trans-fat, sodium not to exceed 250 mg, uniform in size and symmetry, manufacturer to specify weight equal to 1/2 c. of vegetables. IQF	McCain Foods USA	MCF03731	6 / 2.5 Pounds	\$22.00
16-1655-24	Potatoes. Sweet Potato, straight cut french fry, must be ovenable, no added trans-fat, sodium not to exceed 250 mg, uniform in size and symmetry, manufacturer to specify weight equal to 1/2 c. of vegetables. IQF	McCain Foods USA	1000004309	6 / 2.5 Pounds	\$22.00
16-1666-26	Potatoes. Sweet Potato waffle or lattice cut, must be ovenable, uniform in size and symmetry. IQF	McCain Foods USA	MCF05074	6 / 2.5 Pounds	\$22.00



✉ 2727 N Ferry St. • Anoka, MN 55303

☎ 763-506-1000 • Fax: 763-506-1013

🖥 ahschools.us

MSFBG #	Description	Product Manufacturer	Manufacturer Code	Pack Size	Awarded Case Price
16-1660-26	Potatoes. Sweet Potato, crinkle cut potato, no added trans fat, sodium not to exceed 250 mg per serving, must be ovenable, uniform in size and symmetry, no gluten containing ingredients, manufacturer to specify weight equal to 1/2 c. of vegetables. IQF. Manufacturer must provide documentation that product does not contain ingredient(s) containing gluten	Simplot	10071179020356	6 / 2.5 Pounds	\$25.22
17-1701-26	Chicken. Tenderloin shape, breaded or battered, may NOT contain non-meat protein substitutes (i.e. soy), manufacturer to provide letter stating product is made with whole muscle trim meat, no chopped meat. Boneless, skinless, chicken breast meat, may contain rib meat, fully cooked, 50% or > whole grain by weight or have whole grains as the first ingredient, no added trans-fat, sodium not to exceed 550 mg, ovenable. Pieces per serving must equal 3. 1 serving = or > 2 M/MA and 1.0 - 1.5 OEG. IQF	Pilgrim's® Foodservice	7572	6 / 5 Pounds	\$87.56
17-1716-26	Chicken. Filet, breaded or battered, may NOT contain non-meat protein substitutes (i.e. soy), manufacturer to provide letter stating product is made with whole muscle trim meat, no chopped meat, boneless, skinless, chicken breast meat, may contain rib meat, fully cooked, 50% or > whole grain by weight or have whole grains as the first ingredient, no added trans fat, sodium not to exceed 550 mg, ovenable. 1 serving = or > 2 M/MA and 1.0 - 1.5 OEG. IQF	Pilgrim's® Foodservice	7522	6 / 5 Pounds	\$89.95
17-1718-26	Chicken. Filet, breaded or battered, spicy, may NOT contain non-meat protein substitutes (i.e. soy), manufacturer to provide letter stating product is made with whole muscle trim meat, no chopped meat, boneless, skinless, chicken breast meat, may contain rib meat, fully cooked, 50% or > whole grain by weight or have whole grains as the first ingredient, no added trans fat, sodium not to exceed 550 mg, ovenable. 1 serving = or > 2 M/MA and 1.0 - 1.5 OEG. IQF	Gold Creek Foods	792431	8 / 4 Pounds	\$103.04
17-1740-23	Chicken. Popcorn shape, boneless, skinless, fully cooked, breaded, 50% or > whole grain by weight or have whole grains as the first ingredient, breaded, no added trans fat, sodium not to exceed 550 mg, ovenable. Pieces per serving must equal 8-15. 1 serving = 2 M/MA & 1.0 - 1.5 OEG. IQF	Proview Foods	43915	106 / 3 Ounces	\$49.00



✉ 2727 N Ferry St. • Anoka, MN 55303

☎ 763-506-1000 • Fax: 763-506-1013

💻 ahschools.us

MSFBG #	Description	Product Manufacturer	Manufacturer Code	Pack Size	Awarded Case Price
17-1746-26	Chicken. Chunks, breaded or battered, may NOT contain non-meat protein substitutes (i.e. soy), manufacturer to provide letter stating product is made with whole muscle trim meat, no chopped meat. Boneless, skinless, chicken breast meat, may contain rib meat, fully cooked, 50% or > whole grain by weight or have whole grains as the first ingredient, no added trans fat, sodium not to exceed 550 mg per serving, ovenable. Pieces per serving must equal 4-6. 1 serving = 2 M/MA & 1.0 - 1-2 OEG. IQF	Tyson	10000070876	122 / 3.95 Ounces	\$86.62
17-1767-23	Chicken. Chicken and sauce kit: boneless, skinless, 50% or > whole grain by weight or have whole grains as the first ingredient if breaded or battered, no added trans-fat, sodium not to exceed 510 mg per serving, ovenable. 1 serving = 2 M/MA and up to 1 OEG. IQF. Mandarin Orange flavor	Yangs 5th Taste	8-52724-15555-5	6 / 5.0 Pounds	\$162.96
17-1767-23	Chicken. Chicken and sauce kit: boneless, skinless, 50% or > whole grain by weight or have whole grains as the first ingredient if breaded or battered, no added trans-fat, sodium not to exceed 510 mg per serving, ovenable. 1 serving = 2 M/MA and up to 1 OEG. IQF. General Tso's flavor	Yangs 5th Taste	8-52724-15563-0	6 / 5.0 Pounds	\$176.20
17-1767-23	Chicken. Chicken and sauce kit: boneless, skinless, 50% or > whole grain by weight or have whole grains as the first ingredient if breaded or battered, no added trans-fat, sodium not to exceed 510 mg per serving, ovenable. 1 serving = 2 M/MA and up to 1 OEG. IQF. Sweet & Sour flavor	Yangs 5th Taste	8-52724-15551-7	6 / 5.0 Pounds	\$176.20
17-1767-23	Chicken. Chicken and sauce kit: boneless, skinless, 50% or > whole grain by weight or have whole grains as the first ingredient if breaded or battered, no added trans-fat, sodium not to exceed 510 mg per serving, ovenable. 1 serving = 2 M/MA and up to 1 OEG. IQF. Teriyaki flavor	Yangs 5th Taste	8-52724-15554-8	6 / 5.0 Pounds	\$169.51
17-1767-23	Chicken. Chicken and sauce kit: boneless, skinless, 50% or > whole grain by weight or have whole grains as the first ingredient if breaded or battered, no added trans-fat, sodium not to exceed 510 mg per serving, ovenable. 1 serving = 2 M/MA and up to 1 OEG. IQF. Minimum 3 flavors available. Lemon Chicken flavors	Yangs 5th Taste	8-52724-15553-1	6 / 5.0 Pounds	\$176.20
17-1775-20	Turkey. Sliced, breast meat, may contain rib meat, fully cooked, frozen, no added trans-fat, sodium not to exceed 450 mg per 2 M/MA portion, no added MSG, each slice must weigh 0.5-0.8 oz. manufacturer to specify number of full slices to equal 2 M/MA	Hormel Foods Corporation	209918	12 / 1.5 Pounds	\$77.26



✉ 2727 N Ferry St. • Anoka, MN 55303

☎ 763-506-1000 • Fax: 763-506-1013

🖥 ahschools.us

MSFBG #	Description	Product Manufacturer	Manufacturer Code	Pack Size	Awarded Case Price
18-1800-19	Sandwich. PB&J, crustless IW, 50% or > whole grains by weight or have whole grains as the first ingredient, calories not to exceed 330, fat not to exceed 17 gms, no added trans-fat, sodium not to exceed 330 mg. 1 Sandwich = 1 OEG PLUS 1 M/MA. IQF Grape & PB flavor	Smucker Foodservice, Inc.	5150006960	72 / 2.6 Ounces	\$45.60
18-1800-19	Sandwich. PB&J, crustless IW, 50% or > whole grains by weight or have whole grains as the first ingredient, calories not to exceed 330, fat not to exceed 17 gms, no added trans-fat, sodium not to exceed 330 mg. 1 Sandwich = 1 OEG PLUS 1 M/MA. IQF Strawberry & PB flavor	Smucker Foodservice, Inc.	5150006961	72 / 2.6 Ounces	\$47.61
18-1800-19	Sandwich. PB&J, crustless IW, 50% or > whole grains by weight or have whole grains as the first ingredient, calories not to exceed 330, fat not to exceed 17 gms, no added trans-fat, sodium not to exceed 330 mg. 1 Sandwich = 1 OEG PLUS 1 M/MA. IQF Honey & PB flavor	Smucker Foodservice, Inc.	5150006966	72 / 2.6 Ounces	\$47.61
18-1800-19	Sandwich. PB&J, crustless IW, 50% or > whole grains by weight or have whole grains as the first ingredient, calories not to exceed 330, fat not to exceed 17 gms, no added trans-fat, sodium not to exceed 330 mg. 1 Sandwich = 1 OEG PLUS 1 M/MA. IQF Chocolate & PB flavor	Smucker Foodservice, Inc.	5150077936	72 / 2.6 Ounces	\$47.61
18-1800-19	Sandwich. PB&J, crustless IW, 50% or > whole grains by weight or have whole grains as the first ingredient, calories not to exceed 330, fat not to exceed 17 gms, no added trans-fat, sodium not to exceed 330 mg. 1 Sandwich = 1 OEG PLUS 1 M/MA. IQF Raspberry & PB flavor	Smucker Foodservice, Inc.	5150023093	72 / 2.6 Ounces	\$47.61
18-1800-19	Sandwich. PB&J, crustless IW, 50% or > whole grains by weight or have whole grains as the first ingredient, calories not to exceed 330, fat not to exceed 17 gms, no added trans-fat, sodium not to exceed 330 mg. 1 Sandwich = 1 OEG PLUS 1 M/MA. IQF. Apple Cinnamon flavor	Smucker Foodservice, Inc.	5150088319	72 / 2.6 Ounces	\$45.60
18-1802-19	Sandwich. PB&J, crustless, IW, 50% or > whole grains by weight or have whole grains as the first ingredient, calories not to exceed 640, no added trans-fat, sodium not to exceed 640 mg. 1 package = 2 OEG PLUS 2 M/MA. IQF. Grape & PB flavor	Smucker Foodservice, Inc.	5150021027	72 / 5.3 Ounces	\$89.31



✉ 2727 N Ferry St. • Anoka, MN 55303

☎ 763-506-1000 • Fax: 763-506-1013

🖥 ahschools.us

MSFBG #	Description	Product Manufacturer	Manufacturer Code	Pack Size	Awarded Case Price
18-1802-19	Sandwich. PB&J, crustless, IW, 50% or > whole grains by weight or have whole grains as the first ingredient, calories not to exceed 640, no added trans-fat, sodium not to exceed 640 mg. 1 package = 2 OEG PLUS 2 M/MA. IQF. Strawberry & PB flavor	Smucker Foodservice, Inc.	5150021028	72 / 5.3 Ounces	\$93.65
18-1822-24	Sandwich. Peanut free spread w/ jelly, IW, 50% or > whole grains by weight or have whole grains as the first ingredient, calories not to exceed 640, no added trans-fat, sodium not to exceed 640 mg. 1 package = 2 OEG PLUS 2 M/MA. IQF. Grape flavor	Amazing Chickpea	F9040	42 / 5.22 Ounces	\$46.62
18-1822-24	Sandwich. Peanut free spread w/ jelly, IW, 50% or > whole grains by weight or have whole grains as the first ingredient, calories not to exceed 640, no added trans-fat, sodium not to exceed 640 mg. 1 package = 2 OEG PLUS 2 M/MA. IQF. Apple Cinnamon & Grape Jelly flavor	Amazing Chickpea	F9041	42 / 5.22 Ounces	\$46.62
18-1822-24	Sandwich. Peanut free spread w/ jelly, IW, 50% or > whole grains by weight or have whole grains as the first ingredient, calories not to exceed 640, no added trans fat, sodium not to exceed 640 mg. 1 package = 2 OEG PLUS 2 M/MA. IQF. Chocolate flavors	Amazing Chickpea	F9042	42 / 5.22 Ounces	\$46.62
19-1915-25	Salad Dressing, 1.0 - 1.5-ounce portion. Ranch, portion control packaging, fat not to exceed 15 grams, sodium not to exceed 550 mg, calories not to exceed 200, shelf stable. Reduced Fat, Reduced Sodium flavor	Ventura Foods Co.	77027	60 / 1.5 Ounces	\$18.00
19-1925-26	Salad Dressing, 1.0 - 1.5-ounce portion. Variety flavors, not including Ranch (i.e. French, Thousand Island, Caesar, Italian), portion control packaging, fat not to exceed 15 grams, sodium not to exceed 550 mg, calories not to exceed 200, shelf stable. Italian 1.5 oz	Ventura Foods Co.	77020	60 / 1.5 Ounces	\$15.50
19-1925-26	Salad Dressing, 1.0 - 1.5-ounce portion. Variety flavors, not including Ranch (i.e. French, Thousand Island, Caesar, Italian), portion control packaging, fat not to exceed 15 grams, sodium not to exceed 550 mg, calories not to exceed 200, shelf stable. French 1.5 oz	Ventura Foods Co.	77021	60 / 1.5 Ounces	\$16.75
19-1925-26	Salad Dressing, 1.0 - 1.5-ounce portion. Variety flavors, not including Ranch (i.e. French, Thousand Island, Caesar, Italian), portion control packaging, fat not to exceed 15 grams, sodium not to exceed 550 mg, calories not to exceed 200, shelf stable. Thousand Island 1.5 oz.	Ventura Foods Co.	77022	60 / 1.5 Ounces	\$17.00



✉ 2727 N Ferry St. • Anoka, MN 55303

☎ 763-506-1000 • Fax: 763-506-1013

🖥 ahschools.us

MSFBG #	Description	Product Manufacturer	Manufacturer Code	Pack Size	Awarded Case Price
19-1925-26	Salad Dressing, 1.0 - 1.5-ounce portion. Variety flavors, not including Ranch (i.e. French, Thousand Island, Caesar, Italian), portion control packaging, fat not to exceed 15 grams, sodium not to exceed 550 mg, calories not to exceed 200, shelf stable. Honey Mustard 1.5 oz	Ventura Foods Co.	77023	60 / 1.5 Ounces	\$18.25
19-1925-26	Salad Dressing, 1.0 - 1.5-ounce portion. Variety flavors, not including Ranch (i.e. French, Thousand Island, Caesar, Italian), portion control packaging, fat not to exceed 15 grams, sodium not to exceed 550 mg, calories not to exceed 200, shelf stable. Caesar 1.5 oz.	Ventura Foods Co.	77025	60 / 1.5 Ounces	\$21.50
19-1925-26	Salad Dressing, 1.0 - 1.5-ounce portion. Variety flavors, not including Ranch (i.e. French, Thousand Island, Caesar, Italian), portion control packaging, fat not to exceed 15 grams, sodium not to exceed 550 mg, calories not to exceed 200, shelf stable. Balsamic Vinaigrette 1.5 oz.	Ventura Foods Co.	77026	60 / 1.5 Ounces	\$17.75
23-2380-26	Snack Bread. IW loaf or slice. 50% or > whole grains by weight or have whole grains as the first ingredient, 1 OEG, trans fat 0 grams. Blueberry flavors	Super Bakery	7055	120 / 2.0 Ounces	\$34.92
23-2380-26	Snack Bread. IW loaf or slice. 50% or > whole grains by weight or have whole grains as the first ingredient, 1 OEG, trans fat 0 grams. Banana flavors	Super Bakery	7056	120 / 2.0 Ounces	\$34.96
23-2380-26	Snack Bread. IW loaf or slice. 50% or > whole grains by weight or have whole grains as the first ingredient, 1 OEG, trans fat 0 grams. Chocolate Chip flavor	Super Bakery	7058	120 / 2.0 Ounces	\$35.66
23-2381-26	Snack Bread. IW, loaf or slice. 50% or > whole grains by weight or have whole grains as the first ingredient, 2 OEG, trans fat 0 grams. Banana flavors	Super Bakery	7501	75 / 3.4 Ounces	\$38.71
23-2381-26	Snack Bread. IW, loaf or slice. 50% or > whole grains by weight or have whole grains as the first ingredient, 2 OEG, trans fat 0 grams. Zucchini flavors	Super Bakery	7502	75 / 3.4 Ounces	\$39.75
23-2381-26	Snack Bread. IW, loaf or slice. 50% or > whole grains by weight or have whole grains as the first ingredient, 2 OEG, trans fat 0 grams. Blueberry flavors	Super Bakery	7503	75 / 3.4 Ounces	\$39.75
23-2381-26	Snack Bread. IW, loaf or slice. 50% or > whole grains by weight or have whole grains as the first ingredient, 2 OEG, trans fat 0 grams. Pumpkin flavors.	Super Bakery	7505	75 / 3.4 Ounces	\$39.75



✉ 2727 N Ferry St. • Anoka, MN 55303

☎ 763-506-1000 • Fax: 763-506-1013

🖥 ahschools.us

MSFBG #	Description	Product Manufacturer	Manufacturer Code	Pack Size	Awarded Case Price
23-2381-26	Snack Bread. IW, loaf or slice. 50% or > whole grains by weight or have whole grains as the first ingredient, 2 OEG, trans fat 0 grams. Cocoa flavors.	Super Bakery	7506	75 / 3.4 Ounces	\$40.75
23-2381-26	Snack Bread. IW, loaf or slice. 50% or > whole grains by weight or have whole grains as the first ingredient, 2 OEG, trans fat 0 grams. Lemon flavors	Super Bakery	7507	75 / 3.4 Ounces	\$52.26
23-2390-19	Snack Cracker. Sweetened, IW. 50% or > whole grains by weight or have whole grains as the first ingredient, No HFCS, must be Smart Snack Compliant. Vanilla Giant Goldfish	Campbell's Foodservice - Pepperidge Farm	26828	300 / 0.9 Ounces	\$50.30
23-2390-19	Snack Cracker. Sweetened, IW. 50% or > whole grains by weight or have whole grains as the first ingredient, No HFCS, must be Smart Snack Compliant. Cinnamon Giant Goldfish	Campbell's Foodservice - Pepperidge Farm	26830	300 / 0.9 Ounces	\$50.30
23-2400-26	Snack Cracker. Savory, IW. 50% or > whole grains by weight or have whole grains as the first ingredient, No HFCS, must be Smart Snack Compliant. Zee Zees Wheat	More Than a Bakery	614888	300 / 0.8 Ounces	\$56.75
25-2550-16	Beans. Vegetables. Baked Beans-vegetarian style, Prepared navy or white small beans, canned, seasoned, vegetarian, gluten free, no added trans-fat, sodium not to exceed 400 mg per 1/2 c. serving. 6 - #10 cans	Burnette Foods	606847	6 / #10 Cans	\$32.50
25-2595-26	Vegetables, Frozen. Stems cut, ready to heat and eat. Monterey Blend	Simplot	10071179016304	8 / 3 Pounds	\$37.38
25-2595-26	Vegetables, Frozen. Stems cut, ready to heat and eat. Normandy	Simplot	10071179035077	8 / 3 Pounds	\$33.49
25-2595-26	Vegetables, Frozen. Stems cut, ready to heat and eat. California	Simplot	10071179188377	1 / 20 Pounds	\$25.60
25-2595-26	Vegetables, Frozen. Stems cut, ready to heat and eat. Tuscan	Simplot	1007119602026	8 / 3 Pounds	\$36.66
25-2595-26	Vegetables, Frozen. Stems cut, ready to heat and eat. Kyoto	Simplot	10071179607762	6 / 2.5 Pounds	\$28.67
15-1500-22	Pizza Sticks, Rolls, Bites & Dippers. Bread Stick, 100% mozzarella cheese filled, 50% or > whole grains by weight or have whole grains as the first ingredient, sodium not to exceed 410 mg per each stick, par baked. 1 pieces = 1-1.5 M/MA and 1-1.5 OEG. IQF Bulk	Schwan's Sales Co., Inc. - Foodservice Division	73338	200 / 2.10 Ounces	\$62.09



✉ 2727 N Ferry St. • Anoka, MN 55303

☎ 763-506-1000 • Fax: 763-506-1013

💻 ahschools.us

MSFBG #	Description	Product Manufacturer	Manufacturer Code	Pack Size	Awarded Case Price
10-1011-26	Applesauce. Each cup to = 1/2 cup fruit. 4.5 Ounce, Original flavors	Peterson Farms Treats	ASA10001	96 / 4.5 Ounce Cups	\$23.59
10-1011-26	Applesauce. Each cup to = 1/2 cup fruit. 4.5 Ounce, Cinnamon flavors	Peterson Farms Treats	ASA10013	96 / 4.5 Ounce Cups	\$23.59
10-1011-26	Applesauce. Each cup to = 1/2 cup fruit. 4.5 Ounce, Strawberry flavors	Peterson Farms Treats	ASA10014	96 / 4.5 Ounce Cups	\$23.59
10-1011-26	Applesauce. Each cup to = 1/2 cup fruit. 4.5 Ounce, Strawberry Banana flavors	Peterson Farms Treats	ASA10015	96 / 4.5 Ounce Cups	\$23.59
10-1011-26	Applesauce. Each cup to = 1/2 cup fruit. 4.5 Ounce, Peach flavors	Peterson Farms Treats	ASA10017	96 / 4.5 Ounce Cups	\$23.59
10-1011-26	Applesauce. Each cup to = 1/2 cup fruit. 4.5 Ounce, Watermelon flavors	Peterson Farms Treats	ASA10018	96 / 4.5 Ounce Cups	\$23.59
10-1011-26	Applesauce. Each cup to = 1/2 cup fruit. 4.5 Ounce, Mixed Berries flavors	Peterson Farms Treats	ASA10020	96 / 4.5 Ounce Cups	\$23.59
10-1011-26	Applesauce. Each cup to = 1/2 cup fruit. 4.5 Ounce, Birthday Cake flavors	Peterson Farms Treats	ASA10027	96 / 4.5 Ounce Cups	\$23.59
10-1011-26	Applesauce. Each cup to = 1/2 cup fruit. 4.5 Ounce, Sour Apple flavors	Peterson Farms Treats	ASA10028	96 / 4.5 Ounce Cups	\$23.59
10-1011-26	Applesauce. Each cup to = 1/2 cup fruit. 4.5 Ounce, Sour Cherry flavors	Peterson Farms Treats	ASA10046	96 / 4.5 Ounce Cups	\$23.59
10-1011-26	Applesauce. Each cup to = 1/2 cup fruit. 4.5 Ounce, Grape Apple flavors	Peterson Farms Treats	ASA10053	96 / 4.5 Ounce Cups	\$23.59
10-1011-26	Applesauce. Each cup to = 1/2 cup fruit. 4.5 Ounce, Razzleberry flavors	Peterson Farms Treats	ASA10065	96 / 4.5 Ounce Cups	\$23.59



ANOKA-HENNEPIN SCHOOLS

EDUCATIONAL SERVICE CENTER

Cory McIntyre, Superintendent

✉ 2727 N Ferry St. • Anoka, MN 55303

☎ 763-506-1000 • Fax: 763-506-1013

🌐 ahschools.us

March 9, 2026

To: School Board Members and Superintendent Cory McIntyre

From: Tiffany Audette, CPPB, Director of Purchasing

Re: **Award Recommendation**

Bid # 26044B

Opened on Thursday, February 19, 2026, at 2:00 p.m. LT.

The recap below is a record of the nine (9) bids received for Anoka-Hennepin District Enrollment Center project. The recommendation is made to award a contract to the lowest responsive and responsible bidder, Jorgenson Construction Inc. of Coon Rapids, Minnesota with a base bid of \$292,900.00.

Response Tab for Solicitation				
Bid #26044B				
ESC Welcome Center Renovations				
Bid Opening 2/19/2026 @ 2:00pm L. T.				
Bidder	Base bid	Addendum 1 acknowledged	Bid security	Responsible Contractor form
Brickwol Construction	\$515,000.00	X	X	X
CM Construction Company Inc.	\$317,800.00	X	X	X
CJC Construction LLC	\$346,000.00	X	X	X
Ebert Inc dba Ebert Companies	\$348,200.00	X	X	X
Jorgenson Construction Inc.	\$292,900.00	X	X	X
KNB Contracting LLC	\$384,900.00	X	X	X
La France Construction LLC	\$390,000.00	X	X	X
Parkos Construction Company	\$379,200.00	X	X	X
Schrieber Mullaney Construction	\$426,900.00	X	X	X



K-12 LITERACY PLAN UPDATES

K-5 Literacy Adoption and K-12 READ
Act Implementation Updates

*Learning and Achievement
March 9th, 2026*

PURPOSE



To share progress on Anoka-Hennepin's initial implementation of CKLA, as well as K-12 READ Act updates.



ANOKA-HENNEPIN SCHOOLS STRATEGIC PRIORITIES 2023-26

2025-26 STRATEGIC PRIORITIES

MISSION: To effectively educate each of our students for success.

VISION: To be a public school system of excellence, with high quality staff and programs and successful graduates.

EQUITY COMMITMENT: Anoka-Hennepin School District is committed to creating equitable learning environments which provide access, representation, meaningful participation, and highly positive outcomes for each student.

IMPLEMENTING: Changes that are happening during this school year. Changes may take multiple years to complete.

REVIEWING AND PLANNING FOR POTENTIAL IMPLEMENTATION: Studying our current program for possible improvements and making plans for potential implementation. Some of these items may move to implementation immediately while others may not lead to action.

MONITORING AND CONSIDERING: Items in this area fall into one of two categories. Some initiatives were recently implemented and are continuing to be monitored to ensure they are meeting intended outcomes (M). Others are potential areas of need that haven't risen to the level of review yet (C).

SAFE AND WELCOMING ENVIRONMENT	INCREASED STUDENT ACHIEVEMENT	EFFECTIVE ORGANIZATIONAL SUPPORT
BEHAVIOR	LITERACY	WORKFORCE
1.1 Improve student engagement, connection and behavior	2.1 Improve literacy at all grades	3.1 Improve employee recruitment and retention
	2.2 Prepare students to enter the workforce of the future: Portrait of a Graduate	3.2 Analyze district student enrollment trends.
	2.3 Provide academic programming to support K-12 students impacted by the effects of the COVID-19 pandemic	3.3 Continue construction and facilities improvements.
	2.4 Improve instruction and comprehension at the secondary level	

3

AGENDA



- Summary of CKLA Site Visits
- K-8 FastBridge Data
- K-12 Literacy Coaching Structure
- Accountability/Evaluation Structure for K-12 Literacy Plan



K-5 LITERACY CURRICULUM IMPLEMENTATION UPDATES

CKLA SITE VISITS SUMMARY

What was the goal of the week?

By the end of the CKLA visits, all K-5 classroom teachers engaged in modeling, observation with feedback, or PLC collaboration to strengthen the implementation of CKLA Knowledge and drive student success.

CKLA SITE VISITS SUMMARY



What was the goal of the week?

AmplifyCKLA Knowledge

Bridge2Read

Functional Morphology

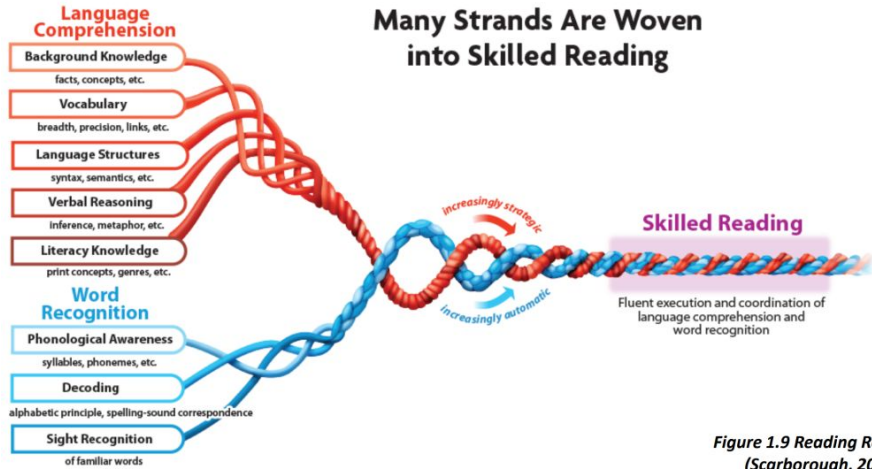


Figure 1.9 Reading Rope (Scarborough, 2001)

CKLA SITE VISITS SUMMARY

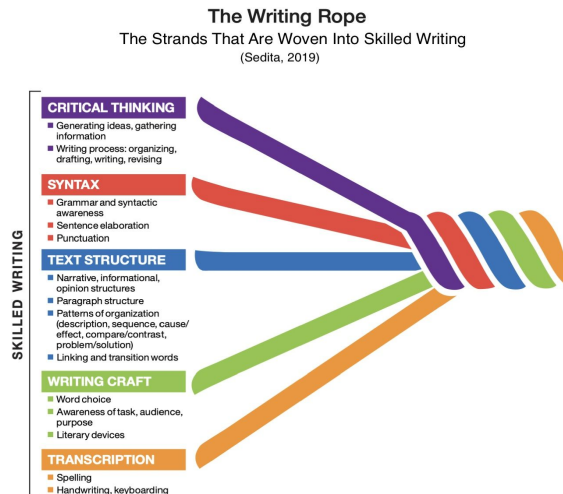


What was the goal of the week?

AmplifyCKLA Knowledge

Bridge2Read

Functional Morphology



CKLA SITE VISITS SUMMARY

High level positive themes

- High student engagement in the knowledge building.
- Improved vocabulary instructional routines.
- Use of rich vocabulary by students in school and at home.
- Growth in student writing shows higher-quality work.
- Continued instructional shifts aligned Science of Reading
 - Oral language development
 - Content knowledge
 - Integration of reading with writing
- “Bookend” planning is ensuring strong alignment to MN ELA standards.

CKLA SITE VISITS SUMMARY

School and district level next steps

- We will gather additional feedback from elementary principals Wednesday regarding system-wide needs and schools’ immediate next steps.
- Partner with Literacy Specialists to address needs at each site.
- Update the district’s CKLA landing page to ensure the resources that CKLA coaches shared are easily accessible for all AH teachers.

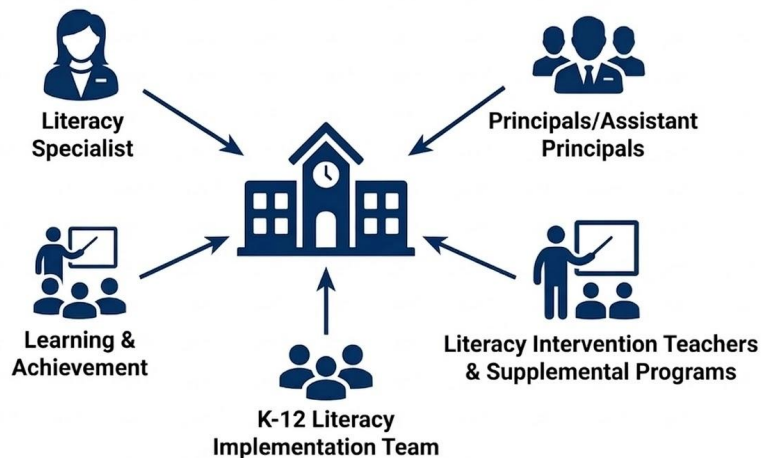


IMPLEMENTATION SUPPORT

SUPPORT STRUCTURE K-12



What support is in place for teachers for the 26-27 SY



K-12 LITERACY SPECIALISTS



What is Anoka-Hennepin's staffing model for literacy specialists?

	Elementary	Middle School	High School
Literacy Coaching FTE	43.32*	6.0	5.0

*At the Elementary level, schools were allocated a minimum of 1.0 FTE for Literacy Specialist support at their sites. Schools have flexibility regarding how the remainder of their FTE are to be used, based on their site's unique needs.

K-5 LITERACY SPECIALISTS



What is a literacy specialist's role in Anoka-Hennepin?

Support implementation of Knowledge Building Curricula: by lesson planning, instructional routines and modeling instruction for strong implementation

Support implementation of Foundational Skills Curricula: Participate in and provide coaching and classroom support

Build Teacher Knowledge: Support teachers in applying READ Act training to strengthen literacy instruction

Use Data to Inform Instruction: Guide teachers in using universal screeners, diagnostics, and classroom data to make instructional decisions

Coordinate Tier 2 Supports: Collaborate with cross departmental staff (SPED, ML, supplemental) to align targeted interventions

Support Professional Learning: Facilitate collaboration, onboarding, and building-level PD to ensure strong Year 1 implementation

6-12 LITERACY SPECIALISTS



What is a literacy specialist's role in Anoka-Hennepin?

Serve as Site's Science of Reading trainer: Facilitates SOR training in accordance with the READ act.

Build Teacher Knowledge: Support teachers in applying Disciplinary Literacy practices across all curricular areas.

Use Data to Inform Instruction: Guide teachers in using universal screeners, diagnostics, and classroom data to make instructional decisions

Coordinate Tier 2 Supports: Collaborate with cross departmental staff (SPED, ML, Reading teachers and other Academic Intervention staff) to align targeted interventions

Support Professional Learning: Facilitate collaboration, onboarding, and building-level PD to ensure strong Year 1 implementation

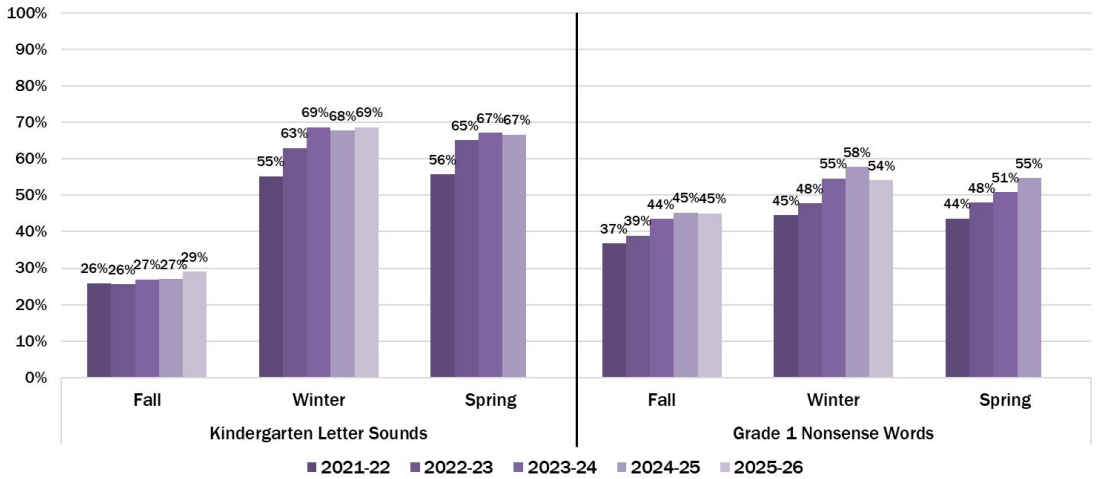


K-8 MIDYEAR LITERACY DATA



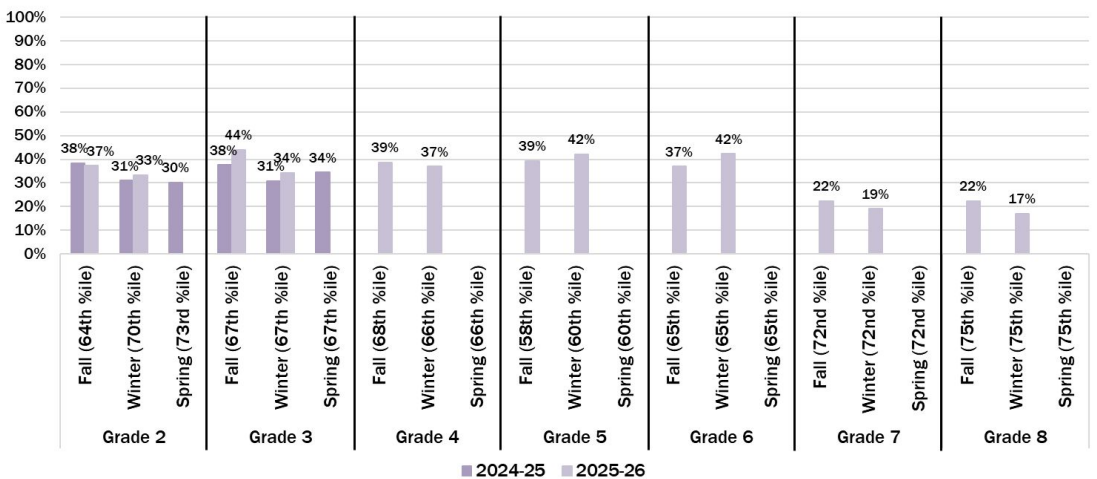
FAST earlyReading

Percent of grade K-1 students meeting benchmarks



FAST aReading

Percent of grade 2-8 students meeting benchmarks



Note: Percentiles in parentheses along the horizontal axis represent the anticipated performance levels needed for MCA proficiency.



ACCOUNTABILITY/ EVALUATION

WHAT METRICS WERE USED PRIOR TO INITIAL IMPLEMENTATION?



Pilot Review Metrics

Content	Instructional Supports	Assessment	Student Representation	Materials & Management
Science of Reading Alignment	Teacher Implementation Support	Evidence of Learning	Inclusive & Relevant Texts	Practical Classroom Use
Foundational skills instruction	Clear lesson structures	Formative checks	Diverse perspectives	Organized materials
Knowledge building	Modeling and scaffolds	Progress monitoring	Age-appropriate texts	Reasonable preparation
Systematic scope & sequence	Differentiation guidance	Instruction–assessment alignment	Student connection	Accessible print & digital tools

WHAT METRICS AND STRUCTURES WILL BE USED FOR EVALUATION OF K-12 LITERACY PROGRESS?



ELA Implementation Evaluation

Conditions for Innovation and Implementation

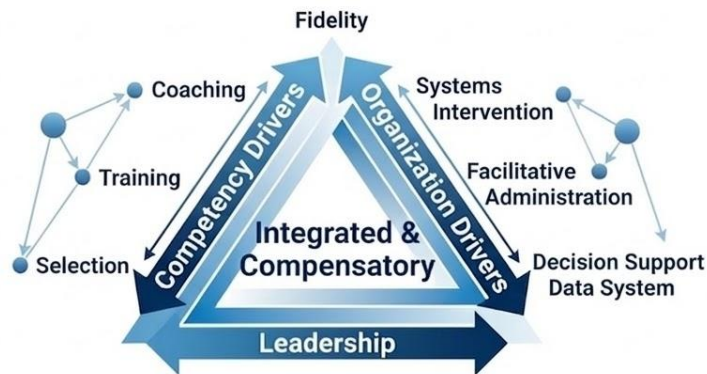
- Implementation of evidence-based literacy practices requires more than strong materials; it depends on **intentional systems and leadership actions** that support effective use in classrooms.
- Implementation science helps schools create the ****conditions** that allow research-based practices, including Science of Reading initiatives, to be implemented successfully and sustained over time.
- Effective implementation focuses on the **structures, supports, and communication** needed to move innovation into daily practice.
- Leaders play a key role in establishing a **clear vision, consistent expectations, and supportive conditions** that allow educators to implement new practices with confidence.
- Evaluation and reflection help teams identify **strengths, barriers, and next steps** to strengthen implementation across classrooms.

Ward, C. S. (n.d.). *Biography*. National Implementation Research Network.

WHAT METRICS AND STRUCTURES WILL BE USED FOR EVALUATION OF K-12 LITERACY PROGRESS?



Implementation Drivers



Ward, C. S. (n.d.). *Biography*. National Implementation Research Network.

WHAT METRICS AND STRUCTURES WILL BE USED FOR EVALUATION OF K-12 LITERACY PROGRESS?



Evaluation tools will be organized across the following categories:

- **Implementation and Instructional Decision-Making**
- **Assessment**
- **Implementation Support**
- **Professional Development**
- **Scope and Developmental Progression**
- **Ideas for Improvement**

These metrics help ensure that evaluation considers both **instructional quality and practical classroom implementation**, supporting sustainable and effective ELA instruction.

Ward, C. S. (n.d.). *Biography*. National Implementation Research Network.

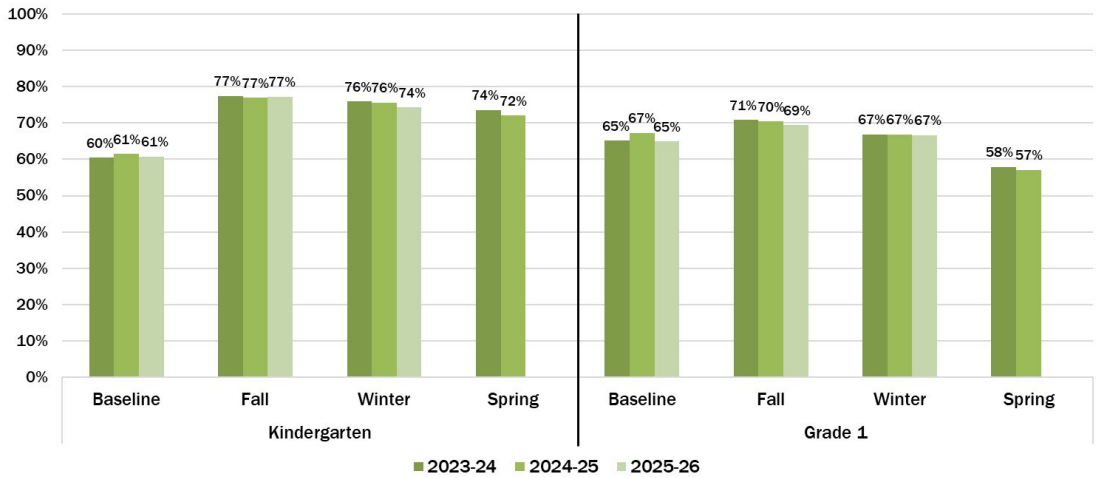


APPENDIX



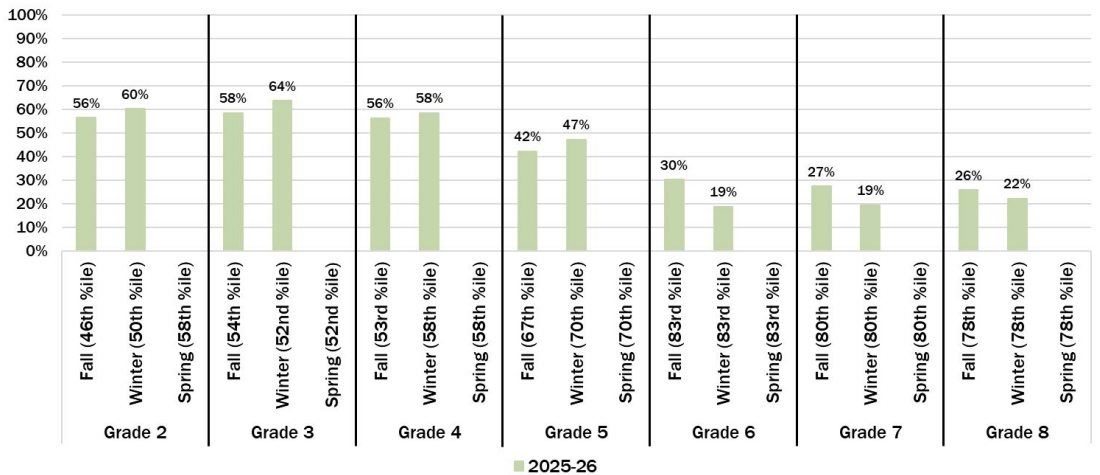
Concepts of Math (CoM)

Percent of grade K-1 students meeting benchmarks



FAST aMath

Percent of grade 2-8 students meeting benchmarks



Note: Percentiles in parentheses along the horizontal axis represent the anticipated performance levels needed for MCA proficiency.



THANK YOU



ACHIEVEMENT AND INTEGRATION

March, 2026

Tonya Constantine, Deputy superintendent
Scott Hare, Executive director of student support
Tom Shaw, Director of student services

OVERVIEW



- Achievement and Integration for Minnesota:
 - Minnesota statute 124D.861-862
 - Minnesota rule 3525.0100-180
- Three-year plan/annual budget:
 - Approve the FY 27 Budget
 - Approve the FY 27-29 3 year A and I plan
- Next steps

ACHIEVEMENT AND INTEGRATION



Program impact

- Increase academic achievement.
- Increase student access for school choice.
- Professional development & training for staff.

ANOKA-HENNEPIN SPECIALTY/MAGNET SCHOOLS



MAGNET SCHOOLS:

Anoka Middle School for the Arts - Arts Magnet

Anoka High School - STEAM: Science, Technology, Engineering and the Arts

Blaine High School - Center for Engineering, Math, and Science

Coon Rapids High School - Biomedical and Engineering

Evergreen Park Elementary - Science, Technology, Engineering and Math

University Avenue Elementary - Aerospace, Science, and Children's Engineering

SPECIALTY SCHOOLS:

Champlin Brooklyn Park Academy - Math and Environmental Science

Champlin Park High School - International Baccalaureate Program

Hoover Elementary - Biomedical and Children's Engineering

Jackson Middle School - Specialty School for Math and Science

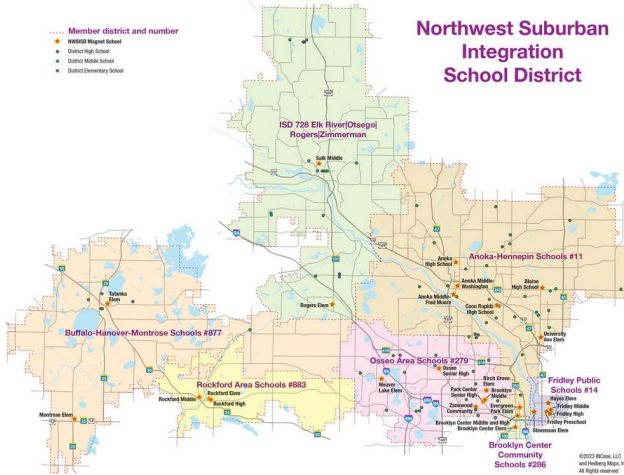
Lincoln Elementary - Specialty School for the Arts

Monroe Elementary - Math, Science, and Engineering

COLLABORATION JOINT POWERS AGREEMENT



Northwest Suburban Integration school district members



- Anoka-Hennepin Schools
- Brooklyn Center
- Buffalo-Hanover-Montrose
- Elk River
- Fridley
- Osseo
- Rockford

ACHIEVEMENT AND INTEGRATION



Strategies

Achievement and Integration components

Anoka-Hennepin Strategies: The Why

Career and College Readiness	School choice: magnet and specialty programs, college field trips; AVID programs
Professional development	Effective professional practice for teachers aligned with magnet and speciality programs
Targeted interventions to improve achievement	Middle school and high school literacy and math intervention teachers; student achievement advisors
Family engagement	Student services coordinator; student achievement advisors
Innovative and integrated learning environments	Magnet specialty programs; Northwest Suburban Integration School District (NWSISD) activities (magnet school field trips, college/career readiness, etc)
Recruitment and Retention of highly qualified staff	Recruits for hard-to-secure positions (special education, paraprofessionals)

ACHIEVEMENT AND INTEGRATION



Budget FY27

Expenditures	Amount	Percent
I. Direct Student Services	\$7,610,908	91.9%
II. Professional Development	\$212,543	2.6%
III. Operational Support	\$457,797	5.5%
Total	\$8,281,248.00	100%

I. STUDENT SERVICES



Academic intervention specialists (literacy & math)	\$3,311,395
Specialty schools (curriculum integrators, bldg budgets)	\$2,002,871
Student achievement advisors	\$1,168,479
Student services coordinator and liaisons	\$251,898
Advancement Via Individual Determination - AVID (all secondary)	\$414,640
NWSISD fee	\$461,625
Total direct student services expenses	\$ 7,610,908

II. PROFESSIONAL DEVELOPMENT



Specialty school program implementation	\$134,948
AVID Institute	\$64,345
NWSISD fee	\$13,250
Total professional development expenses	\$ 212,543

III. OPERATIONS



Finance department and clerical support staff	\$155,264
Specialty/Magnet programs: printing, mileage, dues/membership, postage, additional hours for curriculum writing and meetings	\$52,829
Human Resources: recruitment/retention	\$134,879
Program staff mileage	\$2,200
NWSISD fee	\$112,625
Total operational support expenses	\$ 457,797

NEXT STEPS



- **March 9, 2026:** School Board approval of FY27-29 Achievement and Integration three year plan and budget for FY 27.



THANK YOU

Tonya Constantine

Deputy Superintendent

tonya.constantine@ahschools.us

763-506-1004

Tom Shaw

Director of Student Services

tom.shaw@ahschools.us

763-506-1017

Scott Hare

Executive director of student support

scott.hare@ahschools.us

763-506-1046



Achievement and Integration Plan

July 1, 2026 to June 30, 2029

District ISD# and Name: 11 Anoka Hennepin

District Integration Status: Racially Isolated District (RI)

Superintendent: Cory McIntyre

Phone: 763-506-1001

Email: cory.mcintyre@ahschools.us

Plan submitted by: Tom Shaw

Title: Director of Student Services

Phone: 763-506-1017

Email: tom.shaw@ahschools.us

Partnering Districts

Racially isolated districts must partner with adjoining districts on student integration strategies (Minn. R. 3535.0170). List the districts you will partner with, adding additional lines as needed.

1. **286 Brooklyn Center Community** – RI Racially Isolated
2. **877 Buffalo** – A – Adjoining
3. **728 Elk River** – A – Adjoining
4. **14 Fridley** – RI – Racially Isolated
5. **279 Osseo** – RI – Racially Isolated
6. **883 Rockford** – A - Adjoining

Provide the name of your integration collaborative if you have one: **Northwest Suburban Integration School District.**

Racially Identifiable Schools within District

If you have been notified by the Minnesota Department of Education (MDE) that your district has a Racially Identifiable School (RIS), please list each of those schools below. Add additional lines as needed. You will complete one RIS plan, one per RIS, at the end of the form.

1. Evergreen Elementary
2. Monroe Elementary
3. Adams Elementary (2026-2027)

Plans for racially identifiable schools should include the same information and follow the same format as districtwide plans. Provide that information in the [Racially Identifiable School section](#) of this document.

School Board Approval

We certify that we have approved this Achievement and Integration plan (Minn. Stat. § 124D.861, subd. 4).

We certify that we sought and received input on integration goals and strategies from councils as described on page 2. The council(s) included representation and meaningful input from our American Indian Parent Advisory Committee as required by Minnesota Rules 3535.0160, subpart 2, and Minnesota Rules 3535.0170, subparts 2-5.

Superintendent: Cory McIntyre

Signature:

Date Signed: Enter date.

School Board Co-Chair: Enter name.

Signature:

Date Signed: Enter date.

School Board Co-Chair: Enter name.

Signature:

Date Signed: Enter date.

Plan Input

Minnesota School Desegregation/Integration Rule, part 3535.0170, subpart 2, requires racially isolated and adjoining districts to establish a **Multidistrict Collaboration Council (MDCC)** to provide input on integration goals and to identify cross-district strategies to improve student integration.

Districts with Racially Identifiable Schools (RIS) are required to convene a **Community Collaboration Council (CCC)** to assist in developing integration goals and to identify ways of creating increased opportunities for integration at the racially identifiable schools (Minn. R. 3535.0160, subp. 2).

Districts with an **American Indian Parent Advisory Committee (AIPAC)** must include representation from this committee on the councils described above (Minn. R. 3535.0160, subp. 2, and 3535.0170, subp. 3).

For stakeholder input to be meaningful it should be based on open communication and coordination that acknowledges and considers the views of all participants. For steps to ensure that input from your council is meaningful, see the Facilitation Guide on page 8 of the [Achievement and Integration Plan Guide](#).

Below, is a list of our council members and American Indian parent committee members along with a brief description of council members' recommendations for our district-wide plan and racially identifiable school plans.

American Indian Parent Advisory Committee: The purpose of the Anoka-Hennepin Indian Education Parent Advisory Committee and Indian Education program is to encourage and inspire the academic achievement and community connection for our American Indian Students; to serve as a resource to review and recommend accurate curriculum; and to promote dialogue for continuous program improvement between community, staff and students. The American Indian Parent Advisory Committee (AIPAC) is a committee composed of parents or guardians of American Indian students, school district representatives and secondary American Indian students. The Parent Advisory Committee meets on a monthly basis throughout the school year. They provide an important link with the Indian community and advise the school district on all aspects of the Indian Education program.

Community Collaboration Council for Racially Identifiable School(s): Anoka-Hennepin convenes a monthly Community Curriculum Advisory Council (CCAC) for the purpose of reviewing PreK-16 curriculum, assessment, and instructional programming through community lens; to provide information to and request feedback from Parent Teacher Organizations, Partnership Teams, and Parent Advisory Committees in each building regarding curriculum, assessment, and instructional programming; to provide input and feedback to the Curriculum Advisory Council (CAC); and to provide input and feedback to the School Board regarding academic programs. Membership: PreK family and parent representatives (one family or parent representative each per elementary, secondary, and alternative school); elementary, secondary, and alternative school principals/designees; Executive Director of Learning and Achievement; Learning and Achievement Coordinators; as well as District Office Representation.

Anoka-Hennepin School District Student Services Advisory Committee (SSAC): This committee is a group of students, parents, teachers, school administrators and student support specialists charged with advising the district regarding how best to provide equitable educational opportunities for all students. The Student Services Advisory Committee works to address and close persistent gaps in student achievement, including academic performance and graduation rates. Specifically, this group will focus on the following:

1. Student Services Advisory Committee will develop outreach strategies to parents and families to build awareness around and gain feedback regarding the district's educational improvement efforts;
2. Student Services Advisory Committee will gather and review student outcome and system data to identify progress and areas for improvement related to student learning;
3. Student Services Advisory Committee will provide recommendations to Student Services Leadership Team regarding strategies, policies, and procedures related to improving student achievement;
4. Serve as a two-way conduit of information to Anoka-Hennepin families and community members. Members also serve as family and community connectors to the public, communicating the committee's recommendations and progress.

Multidistrict Collaboration Council: Amy Cochran – Fridley, Tom Shaw – Anoka-Hennepin, Michael Walker – Osseo, Nancy Eiyneck – Buffalo-Hanover-Montrose, Kelly Corbett – ISD 728, Jena Carlson- Brooklyn Center Community Schools, Jeff Ridlehoover- Rockford, Heather Lyke – Northwest Suburban Integration School District

Achievement and Integration Goals

Goal #1: Reduce Disparities in Academic Achievement

Goal type: Achievement Disparity

Goal #1: By the end of the 2028-29 school year, the percentage of students scoring at the high-risk level on the FastBridge aReading assessment will decrease from 13.6% to 12.1%.

Strategies

Strategy #1: Student Achievement Advisors

Type of Strategy: Innovative and integrated pre-K-12 learning environments. * If you choose this, complete the Integrated Learning Environments section below.

Integrated Learning Environments (Minn. Stat. § 124D.861, subd. 1 (c)). If you chose *Innovative and integrated pre-K through grade 12 learning environments* as the strategy type above, your narrative description should describe how the different aspects of integrated learning environments listed below are part of that strategy:

- | | |
|---|--|
| <input checked="" type="checkbox"/> Uses policies, curriculum, or trained instructors and other advocates to support magnet schools, differentiated instruction, or targeted interventions. | <input checked="" type="checkbox"/> Increases cultural fluency, competency, and interaction. |
| <input type="checkbox"/> Provides school enrollment choices. | <input type="checkbox"/> Increases graduation rates. |
| | <input type="checkbox"/> Increases access to effective and diverse teachers. |

Narrative description of this strategy: Anoka-Hennepin will provide students with academic and executive functioning support that increases connectedness, positive student-adult relationships, and student self-advocacy.

Student achievement advisors (SAAs) provide resources outside the classroom that assist students in academic, social, emotional, and behavioral support as well as self-esteem, social skills, and conflict resolution.

SAAs lead opportunities for students to participate in groups and workshops around school climate, academic achievement, and social skills. They assist students to understand the key educational concepts of achievement, opportunity, aspirations, and expectations to think about their lives and future in a constructive way. SAAs promote student success by helping students with goal attainment, improved attendance, increased engagement in school

activities, and valuing them and their unique skills, abilities, and talents. SAAs provide direct interventions to students as needed.

Location of services: School sites

Key Indicators

Key Indicators of Progress (KIP)

List key indicators of progress for this strategy and annual targets for each indicator.	Target 2027	Target 2028	Target 2029
Maintain at least 80.0% overall student engagement for each student group.	80.0%	80.0%	80.0%
Maintain at least 75.0% student engagement on the culture and climate dimension for each student group.	75.0%	75.0%	75.0%

Strategy #2: Build Bridges Between School and Community

Type of Strategy: Family engagement initiatives to increase student achievement.

Narrative description of this strategy: The Student Services Coordinator and Cultural Liaisons support school, family, and community partnerships to increase student achievement. These roles facilitate parent groups to engage families in supporting, informing, and supplementing parent involvement initiatives across the district.

Student Services Coordinator: This role manages the work of the SAAs to drive a district-wide support network for students and families. The Student Services Coordinator will meet with the SAAs regularly to provide professional development, discuss goals, expectations, programming, and cross-district collaboration, as well as ways to promote continuous improvement and student achievement.

Cultural Liaisons: This role assists families in navigating the school system. They assist school personnel in building knowledge and understanding between school and families so that they can better meet students' academic and social needs to increase student achievement.

Location of services: All schools and district sites

Key Indicators

Key Indicators of Progress (KIP)

List key indicators of progress for this strategy and annual targets for each indicator.	Target 2027	Target 2028	Target 2029
Maintain at least 90.0% of parents/guardians reporting agreement regarding feelings of welcome and belonging in our schools.	90.0%	90.0%	90.0%

Strategy #3: College and Career Readiness - Advancement Via Individual Determination (AVID)

Type of Strategy: Career/college readiness and rigorous coursework for underserved students, including students enrolled in ALC.

Narrative description of this strategy: AVID is a nationally affiliated college-readiness program for our students in grades 6 - 12 and is designed to increase the number of students who enroll in four-year colleges. Although AVID serves all students, it focuses on the least served students in the academic middle. AVID's mission is to close the learning gap by preparing all students for college readiness and success in a global society. AVID students are required to take the AVID elective class as well as advanced level core classes to prepare them for the rigor of a four-year college experience. Anoka-Hennepin will continue to participate in NWSISD efforts to provide coordination, training, and support for member districts and their AVID programs.

Student Achievement Advisors (SAAs) will work with the school counselors and administrators in each of their respective secondary schools to help identify and encourage underserved students to enroll and participate in AVID, International Baccalaureate, Advanced Placement, College Possible, College in the Schools and other advanced courses. SAAs will support students that may be struggling with coursework and decision-making around college and careers.

Additional support staff will be provided to assist students at risk of not meeting defined expectations in developing and carrying out their personal learning plans promoting career and college readiness.

Location of services: Secondary Sites

Key Indicators

Key Indicators of Progress (KIP)

List key indicators of progress for this strategy and annual targets for each indicator.	Target 2027	Target 2028	Target 2029
The percentage of senior students taking at least one potential-college-credit-earning course in high school will increase.	90.3%	90.4%	90.5%
The percentage of grade 12 AVID students who report having completed at least one college application will increase.	89.5%	90.0%	90.5%

Strategy #4: Academic Intervention Specialists

Type of Strategy: Innovative and integrated pre-K-12 learning environments. * If you choose this, complete the Integrated Learning Environments section below.

Integrated Learning Environments (Minn. Stat. § 124D.861, subd. 1 (c)). If you chose *Innovative and integrated pre-K through grade 12 learning environments* as the strategy type above, your narrative description should describe how the different aspects of integrated learning environments listed below are part of that strategy:

- | | |
|---|---|
| <input checked="" type="checkbox"/> Uses policies, curriculum, or trained instructors and other advocates to support magnet schools, differentiated instruction, or targeted interventions. | <input type="checkbox"/> Increases cultural fluency, competency, and interaction. |
| <input type="checkbox"/> Provides school enrollment choices. | <input checked="" type="checkbox"/> Increases graduation rates. |
| | <input type="checkbox"/> Increases access to effective and diverse teachers. |

Narrative description of this strategy: All reading and math teachers use data to inform their teaching practice in order to differentiate and plan instruction based on diagnostics. Through professional development and support from the reading and math teaching Learning and Achievement Coordinators, intervention teachers will strengthen their ability to accelerate student learning through deeper and more focused small group instruction as a part of a workshop model. Through professional development and work in collaborative teams, teachers will accelerate student learning through integration of technology, where appropriate, as a part of the workshop model of intervention. Through professional development, intervention teachers will be strategic in their use of vocabulary and math instruction strategies.

Educators use multi-tiered systems of support (MTSS) to meet the academic needs of students. With new reading curriculum at the elementary level, along with READ Act requirements including professional development, specific and targeted intervention supports will be provided for students struggling academically.

Location of services: Secondary schools, Monroe Elementary (RIS) and Evergreen Park Elementary (RIS)

Key Indicators

Key Indicators of Progress (KIP)

List key indicators of progress for this strategy and annual targets for each indicator.	Target 2027	Target 2028	Target 2029
The 4-year districtwide high school graduation rate will increase.	86.0%	86.4%	86.8%
The percentage of students making typical growth or more on the FastBridge aMath assessment from fall to spring will increase.	44.3%	44.8%	45.3%
The percentage of students making typical growth or more on the FastBridge aReading assessment from fall to spring will increase.	42.3%	42.8%	43.3%

Strategy #5: College and Career Readiness at Alternative Learning Center Sites

Type of Strategy: Career/college readiness and rigorous coursework for underserved students, including students enrolled in ALC.

Narrative description of this strategy:

Achievement/Behavior Facilitators: The Achievement/Behavior Facilitator teacher(s) will work with students on their four-year Personalized Learning Plans (PLP), identify academic and behavioral strengths and areas for growth, develop and implement advisory curriculum including study skills, note taking, and personal development skills (behavior learning targets) to prepare students for personal and professional success. They will educate students on post-secondary options, including career and post-secondary readiness by leading the following activities: career inventories, career study, education paths, career fair, interview skills practice, college search activities, college visits.

Care Coach Paras: The Care Coach Para(s) will work with students to address issues around developing the interpersonal skills needed to work in collaboration with diverse groups of people, attendance, assignment completion and other successful qualities needed to progress in school, as well as to ensure that career exploration and college and career information is aligned with the PLP goals.

Location of services: District Alternative Learning Center Sites

Key Indicators

Key Indicators of Progress (KIP)

List key indicators of progress for this strategy and annual targets for each indicator.	Target 2027	Target 2028	Target 2029
The percentage of students at Sandburg Regional High School who report completing at least one college application will increase.	21.1%	23.5%	26.0%
The percentage of Sandburg Regional High School students reporting their highest education goal as at least some college will increase.	70.5%	71.0%	71.6%

Goal #2: Access to Effective and High Quality Teachers

Goal type: Teacher Equity

Goal #2: By the end of the 2028-29 school year, the percentage of teachers meeting performance expectations in the Performance Appraisal System will increase from 96.5% to 97.5%.

Strategies

Strategy 6: Recruitment and Retention of High Quality Staff

Type of Strategy: Recruitment and retention of racially and ethnically diverse teachers and administrators.

Narrative description of this strategy:

Recruitment: The recruitment specialist will implement strategies to widen the range of candidates more closely representing our student population and those specialized in hard-to-fill positions who apply for positions within our district. Anoka-Hennepin will develop a marketing-recruitment strategy that includes assessing what our current employees share about their employment and creating an employment brand that can be used in all recruitment activities. Anoka-Hennepin will target recruitment strategies that include, but are not limited to: (1) attendance at a broad range of job fairs; (2) working proactively in building relationships with higher education organizations and connect with their student organizations; (3) designing recognition program for employee referral; (4) recruitment through “pop up job fairs” within individual school communities; (5) optimizing recruitment resources such as LinkedIn, Facebook, Glassdoor, and Twitter; (6) ensure our school community is reflected on job recruitment pamphlets; (7) review and revise job descriptions; (8) work with the legislature and Minnesota Department of Education to eliminate impediments for candidates who would like to become licensed educators; (9) develop a student-teacher pipeline with higher education organizations whose enrollments are more closely aligned with the district’s student population. Anoka-Hennepin partners with post-secondary institutions to develop and foster a grow-your-own pathway for future teachers from current employees.

Retention: District will focus on the retention of high-quality teachers through a number of actions including but not limited to: (1) developing and administering exit interview questions for employees voluntarily leaving the organization; (2) focus groups for current employees to collect and analyze information related to employee engagement and barriers to success; (3) the district will provide opportunities for employees to meet periodically as a means to increase employee support systems and reduce isolation.

Location of services: All Anoka-Hennepin Schools and District Offices

Key Indicators

Key Indicators of Progress (KIP)

List key indicators of progress for this strategy and annual targets for each indicator.	Target 2027	Target 2028	Target 2029
The percentage of respondents on the Anoka-Hennepin New Employee Survey reporting overall positive experiences will increase.	89.2%	89.6%	90.0%
The percentage of respondents on the Anoka-Hennepin Employee Engagement Survey reporting overall positive engagement will increase.	84.6%	84.8%	85.0%

List key indicators of progress for this strategy and annual targets for each indicator.	Target 2027	Target 2028	Target 2029
The percentage of Grow Your Own participants retained as Anoka-Hennepin employees will increase.	80.0%	82.0%	85.0%

Goal #3: Innovative and Integrated Learning Environments

Goal type: Integration

Goal #3: By the end of the 2028-29 school year, the percentage of senior students taking at least one potential-college-credit-earning course in high school will increase to 90.5%. The 2024-25 cohort of senior students participated at a rate of 90.2%.

Strategies

Strategy 7: School Choice

Type of Strategy: Innovative and integrated pre-K-12 learning environments. * If you choose this, complete the Integrated Learning Environments section below.

Integrated Learning Environments (Minn. Stat. § 124D.861, subd. 1 (c)). If you chose *Innovative and integrated pre-K through grade 12 learning environments* as the strategy type above, your narrative description should describe how the different aspects of integrated learning environments listed below are part of that strategy:

- | | |
|---|---|
| <input checked="" type="checkbox"/> Uses policies, curriculum, or trained instructors and other advocates to support magnet schools, differentiated instruction, or targeted interventions. | <input type="checkbox"/> Increases cultural fluency, competency, and interaction. |
| <input checked="" type="checkbox"/> Provides school enrollment choices. | <input type="checkbox"/> Increases graduation rates. |
| | <input type="checkbox"/> Increases access to effective and diverse teachers. |

Narrative description of this strategy: Anoka-Hennepin will offer open enrollment, in-district transfer, and NWSISD enrollment opportunities to students and families who wish to participate in magnet and specialty schools. Magnet/Specialty schools are designed to provide opportunities for students to learn in an innovative and integrated environment that provides rigorous coursework for all students. The curriculum is aligned to themes such as the Arts, International Baccalaureate, or STEM/STEAM. Magnet/Specialty schools are more “hands-on, minds on” and use an approach to learning that is inquiry or performance/project based. Policies, curricula, trained instructors, administrators, counselors and other staff all work together to provide integrated learning activities. Curriculum integration teachers integrate the magnet school themes into the state standards-based curriculum. Students participate in innovative learning activities such as field trips, guest speakers, and digital learning experiences.

High school magnet/specialty programs provide opportunities for students to enroll in college credit-bearing courses during the regular school day. These opportunities include, but are not limited to, International Baccalaureate Career Certificate courses, Advanced Placement, Project Lead the Way, concurrent enrollment, and certificate programming within the health career industry.

Anoka-Hennepin will continue to work in partnership with NWSISD in the development, design, and implementation of educational methods and practices that promote increased choices for families. The NWSISD magnet schools do not have entrance criteria and student eligibility is based on an interest in theme, resulting in students from a wide array of backgrounds enrolled in the magnet schools. Anoka-Hennepin will use the Minnesota open enrollment process and transportation legislation to promote integration across the NWSISD collaborative using the NWSISD magnet school system.

NWSISD magnet students receive free transportation as long as they live within the seven district collaborative boundaries. Anoka Hennepin will continue to participate in NWSISD efforts to provide coordination, training, and support for member districts.

Location of services: The Anoka-Hennepin School District has twelve Magnet/Specialty Schools: 1) Champlin Brooklyn Park Academy for Math and Environmental Science, 2) Evergreen Park Elementary School of Innovation, 3) Hoover Elementary School: Science, Technology, Engineering, and Mathematics, 4) Lincoln Elementary School for the Arts, 5) Monroe Elementary School for Mathematics, Science, and Children's Engineering, 6) University Avenue Aerospace, Children's Engineering, and Science, 7) Anoka Middle School for the Arts, 8) Jackson Middle School: A Science and Math Specialty School, 9) Anoka High School Science, Technology, Engineering, Arts, and Mathematics, 10) Blaine High School: Center for Engineering, Mathematics, and Science, 11) Champlin Park High School: International Baccalaureate, and 12) Coon Rapids High School: Center for Biomed Sciences and Engineering

Key Indicators

Key Indicators of Progress (KIP)

List key indicators of progress for this strategy and annual targets for each indicator.	Target 2027	Target 2028	Target 2029
The number of student requests to open enroll and in-district transfer into our 12 magnet/specialty schools will increase.	575	581	587

Strategy 8: Integrated Student Enrichment Activities

Type of Strategy: Innovative and integrated pre-K-12 learning environments. * If you choose this, complete the Integrated Learning Environments section below.

Integrated Learning Environments (Minn. Stat. § 124D.861, subd. 1 (c)). If you chose *Innovative and integrated pre-K through grade 12 learning environments* as the strategy type above, your narrative description should describe how the different aspects of integrated learning environments listed below are part of that strategy:

- | | |
|---|--|
| <input checked="" type="checkbox"/> Uses policies, curriculum, or trained instructors and other advocates to support magnet schools, differentiated instruction, or targeted interventions. | <input checked="" type="checkbox"/> Increases cultural fluency, competency, and interaction. |
| <input type="checkbox"/> Provides school enrollment choices. | <input checked="" type="checkbox"/> Increases graduation rates. |
| | <input type="checkbox"/> Increases access to effective and diverse teachers. |

Narrative description of this strategy: Anoka-Hennepin students will participate in the NWSISD-sponsored student support service opportunities promoting integrated learning environments and practices to increase academic rigor, competency, and interaction.

Student programs provided by NWSISD are the Step-Up: Mentorship for Young Men and Essence: Mentorship for Young Women. These mentorship programs target middle school and high school students with a focus on the four educational concepts: Aspirations, Expectations, Opportunities, and Achievement. Students experience activities which are focused on introspection, learning how culture shapes expectations, setting goals for their high school careers and beyond. Examples of specific activities are college field trips, career exploration, service learning, team building and guest speakers. In addition to support for the specific mentorship programs, NWSISD provides college experiences for middle school and high school students who may be in AVID, Educators Rising, as well as in collaboration with the college and career centers. NWSISD offers college and career conferences.

Anoka-Hennepin Schools will use the Minnesota open enrollment process and transportation legislation to promote student integration across the NWSISD collaborative using the NWSISD magnet school system.

Location of services: NWSISD member districts. The Anoka-Hennepin School District has twelve Magnet/Specialty Schools: 1) Champlin Brooklyn Park Academy for Math and Environmental Science, 2) Evergreen Park Elementary School of Innovation, 3) Hoover Elementary School: Science, Technology, Engineering, and Mathematics, 4) Lincoln Elementary School for the Arts, 5) Monroe Elementary School for Mathematics, Science, and Children's Engineering, 6) University Avenue Aerospace, Children's Engineering, and Science, 7) Anoka Middle School for the Arts, 8) Jackson Middle School: A Science and Math Specialty School, 9) Anoka High School Science, Technology, Engineering, Arts, and Mathematics, 10) Blaine High School: Center for Engineering, Mathematics, and Science, 11) Champlin Park High School: International Baccalaureate, and 12) Center for Biomed Sciences and Engineering

Key Indicators

Key Indicators of Progress (KIP)

List key indicators of progress for this strategy and annual targets for each indicator.	Target 2027	Target 2028	Target 2029
Maintain at least 70.0% of seniors who report having visited a college campus while in high school.	70.0%	70.0%	70.0%
The 4-year districtwide high school graduation rate will increase.	86.0%	86.4%	86.8%

Creating Efficiencies and Eliminating Duplicative Programs

Anoka-Hennepin employs a continuous improvement model for change, collecting and monitoring multiple sources of data to determine areas of success and areas on which to focus. Student achievement, behavioral, perception and enrollment data are disaggregated by school, grade-level, ethnicity, gender, special populations (students receiving special education, free/reduced-priced services, and/or language-acquisition services), and by program participation (i.e., magnet/specialty programs, intervention programming, advanced learner programming), in addition to by classroom and individual student.

District and school staff regularly examine and analyze these data formally at scheduled times throughout the year and when questions arise through daily activities as part of on-going school improvement processes and work within collaborative teams.

The district/school leadership teams annually set these goals in August, write action plans to meet these goals including strategies targeting areas of focus, evidence of effectiveness, timelines for implementation and persons responsible for implementation throughout the year.

Our district's Achievement and Integration Plan creates efficiencies by implementing a multi-district collaborative for planning and implementing integration activities. Utilizing a single outside entity of NWSISD to provide integration activities for the entire region reduces redundancy in the development and implementation of the magnet, student services and professional development programs and eliminates duplicative programs within the region. Additionally, efficiencies are created through linking the Achievement and Integration Plan, goals, and strategies to our other district initiative and funding sources, including the Comprehensive Achievement and Civic Readiness Plan and the American Indian Education Plan and funds. By supplementing each of these areas, we avoid program duplication while increasing efficiencies and effectiveness.

Racially Identifiable School(s) (RIS)

Achievement and Integration Plan

July 1, 2026-June 30, 2029

RIS Plan Input

Districts with **Racially Identifiable Schools (RIS)** are required to convene a Community Collaboration Council (CCC) to assist in developing integration goals and to identify ways of creating increased opportunities for integration at the racially identifiable schools (Minn. R. 3535.0160, subp. 2).

Community Collaboration Council for Racially Identifiable School(s): Anoka-Hennepin convenes a monthly Community Curriculum Advisory Council (CCAC) for the purpose of reviewing PreK-16 curriculum, assessment, and instructional programming through community lens; to provide information to and request feedback from Parent Teacher Organizations, Partnership Teams, and Parent Advisory Committees in each building regarding curriculum, assessment, and instructional programming; to provide input and feedback to the Curriculum Advisory Council (CAC); and to provide input and feedback to the School Board regarding academic programs. Membership: PreK family and parent representatives (one family or parent representative each per elementary, secondary, and alternative school); elementary, secondary, and alternative school principals/designees; Executive Director of Teaching and Learning; Learning and Achievement Coordinators; as well as District Office Representation.

Evergreen Park Elementary School

District ISD# and Name: 11 Anoka Hennepin

RIS Name: Evergreen Park Stem School of Innovation

Program Contact: Cory McIntyre

Phone: 763-506-1001

Email: cory.mcintyre@ahschools.us

RIS Achievement and Integration Goals

Goal type: Achievement Disparity

RIS Goal #1: By the end of the 2028-29 school year, the percentage of grade 3 students at Evergreen Park Elementary scoring at the high risk level on the FastBridge aReading assessment will decrease from 30.4% to 28.9%.

Goal type: Teacher Equity

RIS Goal #2: By the end of the 2028-29 school year, the percentage of teachers meeting performance expectations in the Performance Appraisal System at Evergreen Park Elementary will increase from 88.5% to 92.2%.

Goal type: Integration

RIS Goal #3: By the end of the 2028-29 school year, the percentage of students qualifying for Talent Development programming at Evergreen Park Elementary will increase from 3.8% to 5.3%.

RIS Strategies

Strategy #1: Intervention Teacher

Type of Strategy: Innovative and integrated pre-K-12 learning environments. * If you choose this, complete the Integrated Learning Environments section below.

Integrated Learning Environments (Minn. Stat. § 124D.861, subd. 1 (c)). If you chose *Innovative and integrated pre-K through grade 12 learning environments* as the strategy type above, describe in your narrative description how the different aspects of integrated learning environments listed below are part of your strategy:

- | | |
|---|---|
| <input checked="" type="checkbox"/> Uses policies, curriculum, or trained instructors and other advocates to support magnet schools, differentiated instruction, or targeted interventions. | <input type="checkbox"/> Increases cultural fluency, competency, and interaction. |
| <input type="checkbox"/> Provides school enrollment choices. | <input type="checkbox"/> Increases graduation rates. |
| | <input type="checkbox"/> Increases access to effective and diverse teachers. |

Narrative description of this strategy: Providing facilitation and data analyzation support to grade level/student support teams who meet weekly to discuss data by group, standard and grade level. Intentional focus on specific student needs. Support in tracking data, growth over time, and facilitation of conversations about Tier I differentiation and Tier II interventions. Specializing in differentiation strategies to model and coach effective best practices through regular coaching cycles for staff supporting whole group and small group, tier I and II instruction in the areas of math or reading.

Location of services: Location of services: Evergreen Park Elementary School of Innovation

Key Indicators

Key Indicators of Progress (KIP)

List key indicators of progress for this strategy and annual targets for each indicator.	Target 2027	Target 2028	Target 2029
The percentage of grade 3 students at Evergreen Park Elementary scoring at the high risk level on the FastBridge aReading assessment will decrease.	29.9%	29.4%	28.9%

Strategy #2: Student Services Advocate - School Social Worker

Type of Strategy: Family engagement initiatives to increase student achievement.

Narrative description of this strategy: Outreach/support to parents/students in the area of basic needs, physical, academic, and social and emotional wellness, especially in tier II needs, to increase achievement, so all students can succeed – student services advocate licensed school social work (SSW). Parent, family, and community involvement in education correlates with higher academic performance and school improvement. When schools, parents, families, and communities work together to support learning, students tend to earn higher grades, attend school more regularly, stay in school longer, and enroll in higher level programs.

The School Social Worker will supplement a larger family engagement program by acting as a liaison between home and school and encouraging broader parent involvement from families. The School Social Worker will seek out resources from The Family Community Engagement Program (FCE) at Northwest Suburban Integration School District in an effort to assist families in learning how to navigate school systems and empower their children to achieve academic success. The FCE works with schools, families, and community stakeholders to improve student achievement. Studies show that relationships, resources and school climate play a significant role in family engagement. The School Social Worker will use and promote the Family Community Engagement online resource <http://nwsisdnce.wordpress.com/> which offers the best practices and innovations related to school, family, and community partnerships and how it contributes to student

achievement and life-long success. Staff will collaborate with NWSISD to provide workshops to educators on working with underrepresented families, specifically families in poverty.

Location of services: Evergreen Park Elementary School of Innovation

Key Indicators

Key Indicators of Progress (KIP)

List key indicators of progress for this strategy and annual targets for each indicator.	Target 2027	Target 2028	Target 2029
Maintain an overall parent satisfaction rate of 88.0% on the Parent Attitude and Satisfaction Survey for Evergreen Park Elementary.	88.0%	88.0%	88.0%

Strategy # 3: Effective Teaching Practices Coach

Type of Strategy: Innovative and integrated pre-K-12 learning environments. * If you choose this, complete the Integrated Learning Environments section below.

Integrated Learning Environments (Minn. Stat. § 124D.861, subd. 1 (c)). If you chose *Innovative and integrated pre-K through grade 12 learning environments* as the strategy type above, describe in your narrative description how the different aspects of integrated learning environments listed below are part of your strategy:

- | | |
|---|--|
| <input checked="" type="checkbox"/> Uses policies, curriculum, or trained instructors and other advocates to support magnet schools, differentiated instruction, or targeted interventions. | <input checked="" type="checkbox"/> Increases cultural fluency, competency, and interaction. |
| <input type="checkbox"/> Provides school enrollment choices. | <input type="checkbox"/> Increases graduation rates. |
| | <input checked="" type="checkbox"/> Increases access to effective and diverse teachers. |

Narrative description of this strategy: The Effective Teaching Practices Coach will support students and staff to increase achievement, so all students can succeed. The coach provides whole group review of priority school skills (including Catalyst skills), yearly refreshers, individual coaching that is differentiated to the needs of the staff member. Support of the building leadership team in creating and achieving continuous improvement targets. Working with staff to create action plans to put school improvement strategies into action.

Location of services: Evergreen Park Elementary School of Innovation

Key Indicators

Key Indicators of Progress (KIP)

List key indicators of progress for this strategy and annual targets for each indicator.	Target 2027	Target 2028	Target 2029
Maintain at least 90.0% of Evergreen Park Elementary respondents on the Anoka-Hennepin Employee Culture and Climate Survey reporting overall positive experiences.	90.0%	90.0%	90.0%

Strategy # 4: School Choice

Type of Strategy: Innovative and integrated pre-K-12 learning environments. * If you choose this, complete the Integrated Learning Environments section below.

Integrated Learning Environments (Minn. Stat. § 124D.861, subd. 1 (c)). If you chose *Innovative and integrated pre-K through grade 12 learning environments* as the strategy type above, describe in your narrative description how the different aspects of integrated learning environments listed below are part of your strategy:

- Uses policies, curriculum, or trained instructors and other advocates to support magnet schools, differentiated instruction, or targeted interventions.
- Provides school enrollment choices.
- Increases cultural fluency, competency, and interaction.
- Increases graduation rates.
- Increases access to effective and diverse teachers.

Narrative description of this strategy: Anoka-Hennepin will offer open enrollment, in-district transfer, and NWSISD enrollment opportunities to students and families who wish to participate in magnet and specialty schools. Magnet/Specialty schools are designed to provide opportunities for students to learn in an innovative and integrated environment that provides rigorous coursework for all students. Magnet/Specialty schools are more “hands-on, minds on” and use an approach to learning that is inquiry or performance/project based. Policies, curricula, trained instructors, administrators, counselors and other staff all work together to provide integrated learning activities. Curriculum integration teachers integrate the magnet school themes into the state standards-based curriculum. Students participate in innovative learning activities such as field trips, guest speakers, and digital learning experiences.

Anoka-Hennepin will continue to work in partnership with NWSISD in the development, design, and implementation of educational methods and practices that promote student belonging and increased choices for families. The NWSISD magnet schools do not have entrance criteria and student eligibility is based on an interest in the theme, resulting in students from a wide array of backgrounds enrolled in the magnet schools. Additionally, NWSISD magnet students receive free transportation as long as they live within the seven district collaborative boundaries. A-H will continue to participate in NWSISD efforts to provide coordination, training, and support for member districts.

Location of services: Evergreen Park Elementary School of Innovation

Key Indicators

Key Indicators of Progress (KIP)

List key indicators of progress for this strategy and annual targets for each indicator.	Target 2027	Target 2028	Target 2029
The number of student requests to open enroll and in-district transfers into Evergreen Park Elementary will increase.	15	18	21

Strategy # 5: Integrated Student Enrichment Activities

Type of Strategy: Innovative and integrated pre-K-12 learning environments. * If you choose this, complete the Integrated Learning Environments section below.

Integrated Learning Environments (Minn. Stat. § 124D.861, subd. 1 (c)). If you chose *Innovative and integrated pre-K through grade 12 learning environments* as the strategy type above, describe in your narrative description how the different aspects of integrated learning environments listed below are part of your strategy:

- Uses policies, curriculum, or trained instructors and other advocates to support magnet schools, differentiated instruction, or targeted interventions.
- Provides school enrollment choices.
- Increases cultural fluency, competency, and interaction.
- Increases graduation rates.
- Increases access to effective and diverse teachers.

Narrative description of this strategy: Anoka-Hennepin students will participate in the NWSISD-sponsored student support service opportunities promoting integrated learning environments and practices to increase academic rigor, content competency, and peer collaboration.

Student programs provided by NWSISD will support career and college exploration.

Location of services: Evergreen Park Elementary School of Innovation

Key Indicators

Key Indicators of Progress (KIP)

List key indicators of progress for this strategy and annual targets for each indicator.	Target 2027	Target 2028	Target 2029
Maintain the number of times Evergreen Park Elementary reviews available NWSISD resources each year.	3	3	3

Creating Efficiencies and Eliminating Duplicative Programs

Evergreen Park Elementary is also a school-wide title building. As part of the school wide title planning process, staff conduct a needs assessment each year to determine areas of focus for the upcoming school year. As a team, the staff utilize the data gathered during the needs assessment process to align the school wide title plan with the A and I plan. This allows for focus on measurable goals which will impact student learning.

Monroe Elementary School

District ISD# and Name: 11 Anoka Hennepin

RIS Name: Monroe Elementary School for Mathematics, Science and Children's Engineering

Program Contact: Cory McIntyre

Phone: 763-506-1001

Email: cory.mcintyre@ahschools.us

RIS Achievement and Integration Goals

Goal type: Achievement Disparity

RIS Goal # 1: By the end of the 2028-29 school year, the percentage of grade 3 students at Monroe Elementary scoring at the high risk level on the FastBridge aReading assessment will decrease from 8.8% to 7.3%.

Goal type: Teacher Equity

RIS Goal #2: By the end of the 2028-29 school year, the percentage of teachers meeting performance expectations in the Performance Appraisal System at Monroe Elementary will increase from 96.9% to 99.0%.

Goal type: Integration

RIS Goal #3: By the end of the 2028-29 school year, the percentage of students qualifying for Talent Development programming at Monroe Elementary will increase from 8.9% to 10.0%.

RIS Strategies

Strategy # 1: Intervention Teacher

Type of Strategy: Innovative and integrated pre-K-12 learning environments. * If you choose this, complete the Integrated Learning Environments section below.

Integrated Learning Environments (Minn. Stat. § 124D.861, subd. 1 (c)). If you chose *Innovative and integrated pre-K through grade 12 learning environments* as the strategy type above, describe in your narrative description how the different aspects of integrated learning environments listed below are part of your strategy:

- | | |
|---|---|
| <input checked="" type="checkbox"/> Uses policies, curriculum, or trained instructors and other advocates to support magnet schools, differentiated instruction, or targeted interventions. | <input type="checkbox"/> Increases cultural fluency, competency, and interaction. |
| <input type="checkbox"/> Provides school enrollment choices. | <input type="checkbox"/> Increases graduation rates. |
| | <input type="checkbox"/> Increases access to effective and diverse teachers. |

Narrative description of this strategy: Providing facilitation and data analysis support to grade level/student support teams who meet weekly to discuss data by group, standard and grade level. Intentional focus on specific student needs. Support in tracking data, growth over time, and facilitation of conversations about Tier I differentiation and Tier II interventions. Specializing in differentiation strategies to model and coach effective best practices through regular coaching cycles for staff supporting whole group and small group, tier I and II instruction in the areas of math or reading.

Location of services: Monroe Elementary: Math, Science and Children’s Engineering

Key Indicators

Key Indicators of Progress (KIP)

List key indicators of progress for this strategy and annual targets for each indicator.	Target 2027	Target 2028	Target 2029
The percentage of grade 3 students at Monroe Elementary scoring at the high risk level on the FastBridge aReading assessment will decrease.	8.3%	7.8%	7.3%

Strategy # 2: Student Services Advocate - School Social Worker

Type of Strategy: Family engagement initiatives to increase student achievement.

Narrative description of this strategy: Outreach/support to parents/students in the area of basic needs, physical, academic, and social and emotional wellness, especially in tier II needs, to increase achievement, so all students can succeed – student services advocate licensed school social work (SSW). Parent, family, and community involvement in education correlates with higher academic performance and school improvement. When schools, parents, families, and communities work together to support learning, students tend to earn higher grades, attend school more regularly, stay in school longer, and enroll in higher level programs.

The School Social Worker will supplement a larger family engagement program by acting as a liaison between home and school and encouraging broader parent involvement from families. School Social Worker will seek out resources from The Family Community Engagement Program (FCE) at Northwest Suburban Integration School District in an effort to assist families in learning how to navigate school systems and empower their children to achieve academic success. The FCE works with schools, families, and community stakeholders to improve student achievement. Studies show that relationships, resources and school climate play a significant role in family engagement. The School Social Worker will use and promote the Family Community Engagement online resource <http://nwsisd/fce.wordpress.com/> which offers the best practices and innovations related to school, family, and community partnerships and how it contributes to student

achievement and life-long success. Staff will collaborate with NWSISD to provide workshops to educators on working with underrepresented families, specifically families in poverty.

Location of services: Monroe Elementary: Math, Science and Children’s Engineering

Key Indicators

Key Indicators of Progress (KIP)

List key indicators of progress for this strategy and annual targets for each indicator.	Target 2027	Target 2028	Target 2029
Maintain an overall parent satisfaction rate of 98.0% on the Parent Attitude and Satisfaction Survey for Monroe Elementary.	98.0%	98.0%	98.0%

Strategy # 3: Effective Teaching Practices Coach

Type of Strategy: Innovative and integrated pre-K-12 learning environments. * If you choose this, complete the Integrated Learning Environments section below.

Integrated Learning Environments (Minn. Stat. § 124D.861, subd. 1 (c)). If you chose *Innovative and integrated pre-K through grade 12 learning environments* as the strategy type above, describe in your narrative description how the different aspects of integrated learning environments listed below are part of your strategy:

- | | |
|---|--|
| <input checked="" type="checkbox"/> Uses policies, curriculum, or trained instructors and other advocates to support magnet schools, differentiated instruction, or targeted interventions. | <input checked="" type="checkbox"/> Increases cultural fluency, competency, and interaction. |
| <input type="checkbox"/> Provides school enrollment choices. | <input type="checkbox"/> Increases graduation rates. |
| | <input checked="" type="checkbox"/> Increases access to effective and diverse teachers. |

Narrative description of this strategy: The Effective Teaching Practices Coach will support students and staff to increase achievement, so all students can succeed. The coach provides whole group review of priority school skills (including Catalyst skills), yearly refreshers, individual coaching that is differentiated to the needs of the staff member. Support of the building leadership team in creating and achieving continuous improvement targets. Working with staff to create action plans to put school improvement strategies into action.

Location of services: Monroe Elementary: Math, Science and Children’s Engineering

Key Indicators

Key Indicators of Progress (KIP)

List key indicators of progress for this strategy and annual targets for each indicator.	Target 2027	Target 2028	Target 2029
Maintain at least 95.0% of Monroe Elementary respondents on the Anoka-Hennepin Employee Culture and Climate Survey reporting overall positive experiences.	95.0%	95.0%	95.0%

Strategy # 4: Integrated Student Enrichment Activities

Type of Strategy: Innovative and integrated pre-K-12 learning environments. * If you choose this, complete the Integrated Learning Environments section below.

Integrated Learning Environments (Minn. Stat. § 124D.861, subd. 1 (c)). If you chose *Innovative and integrated pre-K through grade 12 learning environments* as the strategy type above, describe in your narrative description how the different aspects of integrated learning environments listed below are part of your strategy:

- Uses policies, curriculum, or trained instructors and other advocates to support magnet schools, differentiated instruction, or targeted interventions.
- Provides school enrollment choices.
- Increases cultural fluency, competency, and interaction.
- Increases graduation rates.
- Increases access to effective and diverse teachers.

Narrative description of this strategy: Anoka-Hennepin students will participate in the NWSISD-sponsored student support service opportunities promoting integrated learning environments and practices to increase academic rigor, content competency, and collaboration with peers.

Student programming provided by NWSISD programming will support career and college exploration.

Location of services: Monroe Elementary: Math, Science and Children’s Engineering

Key Indicators

Key Indicators of Progress (KIP)

List key indicators of progress for this strategy and annual targets for each indicator.	Target 2027	Target 2028	Target 2029
Maintain the number of times Monroe Elementary reviews available NWSISD resources each year.	3	3	3

Creating Efficiencies and Eliminating Duplicative Programs

Monroe Elementary is also a school-wide title building. As part of the school wide title planning process, staff conduct a needs assessment each year to determine areas of focus for the upcoming school year. As a team, the staff utilize the data gathered during the needs assessment process to align their school wide title plan with the A and I plan. This allows for focus on measurable goals which will impact student learning.

Adams Elementary School

District ISD# and Name: 11 Anoka Hennepin

RIS Name: Adams Elementary

Program Contact: Cory McIntyre

Phone: 763-506-1001

Email: cory.mcintyre@ahschools.us

RIS Achievement and Integration Goals

Goal type: Achievement Disparity

RIS Goal # 1: By the end of the 2028-29 school year, the percentage of grade 3 students at Adams Elementary scoring at the high risk level on the FastBridge aReading assessment will decrease from 32.9% to 31.4%.

Goal type: Teacher Equity

RIS Goal #2: By the end of the 2028-29 school year, the percentage of teachers meeting performance expectations in the Performance Appraisal System at Adams Elementary will increase from 93.1% to 97.4%.

Goal type: Integration

RIS Goal #3: By the end of the 2028-29 school year, the percentage of students qualifying for TD programming at Adams Elementary will increase from 7.3% to 8.6%.

RIS Strategies

Strategy # 1: Student Achievement Advisor

Type of Strategy: Innovative and integrated pre-K-12 learning environments. * If you choose this, complete the Integrated Learning Environments section below.

Integrated Learning Environments (Minn. Stat. § 124D.861, subd. 1 (c)). If you chose *Innovative and integrated pre-K through grade 12 learning environments* as the strategy type above, describe in your narrative description how the different aspects of integrated learning environments listed below are part of your strategy:

- | | |
|---|--|
| <input checked="" type="checkbox"/> Uses policies, curriculum, or trained instructors and other advocates to support magnet schools, differentiated instruction, or targeted interventions. | <input checked="" type="checkbox"/> Increases cultural fluency, competency, and interaction. |
| <input type="checkbox"/> Provides school enrollment choices. | <input type="checkbox"/> Increases graduation rates. |
| | <input type="checkbox"/> Increases access to effective and diverse teachers. |

Narrative description of this strategy: Anoka-Hennepin will provide the assignment of a Student Achievement Advisor (SAA) to support Adams Elementary in strengthening student connection, engagement, and family partnership through consistent, relationship-centered support. With Adams identified as a racially identifiable school, this model aligns with successful SAA support structures used at other racially identifiable schools and supports the district's commitment to access, safety, and belonging.

This model provides SAA support at a 0.8 level, with an advisor on-site four days per week, or as determined by building leadership. This consistent presence allows the SAA to provide proactive Tier II-III interventions, relationship-building supports, and positive problem-solving and conflict resolution strategies for students and families.

The SAA will collaborate with school leadership and staff to review attendance and behavior data, conduct family outreach, provide student mentoring and goal-setting support, facilitate small group social interaction learning opportunities, and partner with teachers to strengthen classroom engagement. The role also supports student connection during key times such as lunch and recess while maintaining data-informed documentation and planning.

Additionally, this addition of support at Adams strengthens alignment within the Coon Rapids cluster, helping ensure smoother transitions for students moving between elementary, middle, and high school while maintaining consistent relationship-based supports.

The expected outcomes include increased family engagement, improved attendance, reduced behavioral concerns, stronger home-school communication, and a school climate where students feel safe, supported, connected, and valued. Overall, this model strengthens student success by building trusted relationships and supporting staff in addressing student engagement and well-being needs that directly impact learning and long-term achievement.

Location of services: Adams Elementary

Key Indicators

Key Indicators of Progress (KIP)

List key indicators of progress for this strategy and annual targets for each indicator.	Target 2027	Target 2028	Target 2029
Maintain at least 80.0% overall student engagement for each student group at Adams Elementary.	80.0%	80.0%	80.0%
Maintain at least 75.0% student engagement on the culture and climate dimension for each student group at Adams Elementary.	75.0%	75.0%	75.0%

Creating Efficiencies and Eliminating Duplicative Programs

Adams Elementary is also a school-wide title building. As part of the school wide title planning process, staff conduct a needs assessment each year to determine areas of focus for the upcoming school year. As a team, the staff utilize the data gathered during the needs assessment process to align their school wide title plan with our A and I plan. This allows for focus on measurable goals which will impact student learning.



MEDICAL INSURANCE UPDATE

Plan design considerations

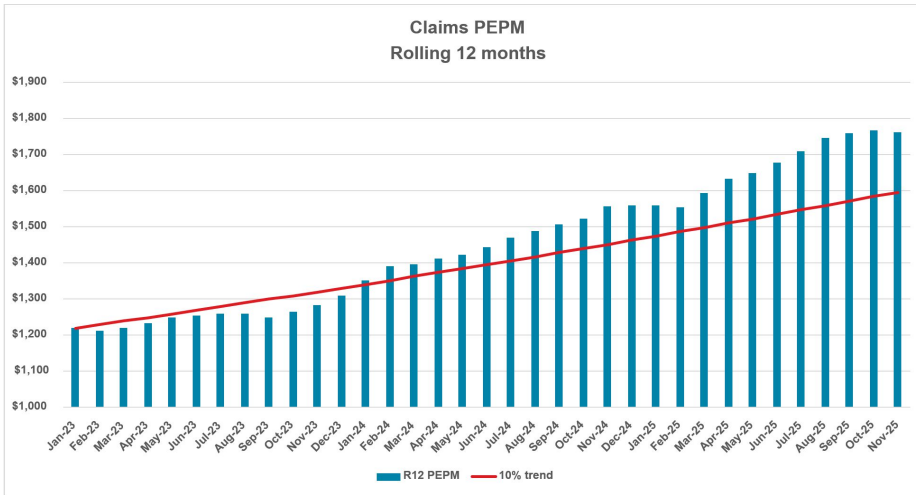
March 9, 2026

PLAN OVERVIEW



- Self-funded / Self-insured
- \$85 million
- Third Party Administrator: Medica
- 2 plans (1-copay plan, 3-80/20 plans with varying levels of networks)
- Rates (premiums) are set at a level to generate enough revenue to pay claims/administer program.
 - Premium costs are shared between employer and employees (negotiated item in employment contracts)

2023 - 2025 HISTORICAL CLAIMS TREND



- The red line shows a 10% annual increase to claims costs
- 10% is considered a very high claims increase to sustain over 3 years
- The districts claims have far exceeded 10% growth over the last 2 years and continue to increase the gap

INSURANCE COMMITTEE



DATE	ACTIONS
April 2025	Consider GLP-1 coverage for weight loss (no change)
Sept 2025	Additional plan design considerations
Oct 2025	Enrollment and budget (Fund 20) update
Dec 2025	Health Plan Performance Review
Jan 2026	Employee survey , RFP
Feb 2026	Third Party Administrator selection
Mar 2026	Employee survey , HDHP design considerations, rate projections

HIGH DEDUCTIBLE HEALTH PLANS

- IRS sets limits on minimum deductible and maximum out of pocket limits.
- Preventative care covered before deductible is met.
- Rx is included in deductible.
- Employee and employer may contribute to a Health Savings Account.
- Premiums are generally lower than traditional plans.

PLAN DESIGN OPTIONS



Plan Design Options	Deductible	Out of Pocket Maximum	Premium Comparison
Current 80/20	\$1500 single \$3000 family	\$3000 single \$6000 family	
High Deductible Health Plan 1	\$2250 single \$4500 family	\$3400 single \$6800 family	-3.9%
High Deductible Health Plan 2	\$3400 single \$6800 family	\$3400 single \$6800 family	-5.5%



NEXT STEPS

DATE	ACTION
March	Review/Consider Plan Design Changes
April	Authorize Medical Insurance Plans and 2026-2027 Rates
May - June	Employee Education and Open Enrollment Period
Sept 1	New Plan Year Begins



QUESTIONS?



FACILITIES UPDATE SPRING 2026

March 9, 2026

*Greg Cole, chief operations officer
Ben Martinson, director of buildings and grounds*

FACILITY FOCUS



Objectives

- **Student success** – Student learning, opportunities, experiences, and resources are the foundation of our work and the center of our decision making.
- **Staff excellence** – Providing staff with the optimal facilities and environments is essential for student growth..
- **Community Engagement and Experience** – All schools and programs exist to benefit the communities we serve.
- **Safe and secure learning environments** – Safety for all remains a central and constant focus.

LEARNING ENVIRONMENT GOALS



Thermal comfort: heating, cooling, air exchanges and dehumidification

- 15- year journey to create consistently comfortable learning environments
- Optimize teaching and learning
- Air quality
- Safety

STRATEGIC INVESTMENTS



Moving from leased spaces into owned spaces:

- Maximizing opportunities by merging programs and repurposing spaces built for students.
- Utilizing spaces originally built for students vs. spaces originally designed for offices.

The ESC Enrollment Center, Two Rivers Transition Program at Franklin and Sandburg Regional High School resulted from this strategy.

STRATEGIC INVESTMENTS



Safety and security

- Electronic door lock systems, exterior door breach notification, mobile device applications at 50 sites.
- Dayton Elementary School interior walls.

FEDERAL COPS GRANT AWARD



School site security grant

- Anoka-Hennepin secured a \$300,000 federal grant to improve school site security.
- The district match is \$100,000.

FY2026 MAJOR PROJECTS



HVAC/CLASSROOMS

- **Madison Elementary School:** Final phase of dehumidification project = \$1 million (office spaces).
- **Eisenhower Elementary School:** Final phase of a 3--summer dehumidification project = \$1.8 million (14 classrooms).
- **Dayton Elementary School:** Final phase of a 4--summer classroom remodel and replacement project = \$800,000.

CHILD NUTRITION PROGRAM



Cooler/freezer box & ventilation upgrades

- River Trail Learning Center: \$169,000
- Educational Services Center: \$170,000
- Madison Elementary: \$185,000
- Roosevelt Middle School: \$185,000
- Jefferson Elementary: \$188,000
- Lincoln Elementary: Estimated \$35,000
- Johnsville Elementary: Estimated \$35,000

ENROLLMENT CENTER



Consolidation of Coon Rapids Family Mall Welcome Center and ESC Enrollment Services to the Anoka-Hennepin Enrollment Center at the ESC: \$400,000.

MISCELLANEOUS DISTRICTWIDE PROJECTS



- **Replacement of all classroom doors** at Lincoln Elementary.
- **Maintenance of smoke stacks** at Johnsville Elementary and River Trail Learning Center at L.O. Jacob: Lowering, repairing and replacing failing bricks, tuckpointing.
- **Elevator refurbishment:** Mississippi and Rum River elementary schools, and the Education Service Center.
- **Pavement Reclaim/Repave of parking lot and bus loop** at Hamilton Elementary.
- **Pavement Reclaim/Repave of bus loop** at Coon Rapids middle school.

MISCELLANEOUS PROJECTS



- **Interior door security upgrades** at River Trail Learning Center at L.O. Jacob.
- **Stadium bleacher expansion** and **ADA accommodation improvements** at Andover High School.
- **Required maintenance of audio/visual system** at Sandburg Education Center related to the School Board meeting space.
- **Reclaim/Repave of hard surface play area** at Andover Elementary, Crooked Lake Elementary, and Dayton Elementary.

POOLS



Pool facility utilization and repairs

- **Northdale Pool:** Air Handling/Mechanical Upgrades = \$600,000
- **AMSA – Fred Moore Pool:** Air Handling/Mechanical = \$750,000

SCHOOL/BUILDING AND GROUNDS COLLABORATION



From 2022 to 2024 each school building's administration/facility team met individually with the district buildings and grounds team to prioritize and plan projects. Beginning this Spring, a second round of collaborations with each site will begin to update priorities, plan projects, and maximize funding and resources to get the most for each tax dollar.

FUTURE NEEDS



- Parking lots and driveways
- Roof systems
- Building envelopes & energy management
- Mechanical, electrical, & plumbing systems
- Academic, athletic & activity facilities (classrooms, communal areas, stadiums, gyms, pools, auditoriums)
- Safety and security (doors, cameras, surveillance)

FISCAL REALITY AND RESPONSIBILITY



- **Inflation, stagnant funding, & innovation**
- **“Is the juice worth the squeeze?”**
- **Use the rule of thumb for projects**
 - Additions = 50-year decisions
 - Renovations = 20-year decisions
 - Projects = 10-year decisions
- **Combining funding sources to maximize budgets**
- **Sustainability & honoring commitments**
- **Stewards of taxpayer investments**

COMMENTS OR QUESTIONS



Greg Cole

Chief operations officer
greg.cole@ahschools.us

Ben Martinson

Director of buildings and grounds
benjamin.martinson@ahschools.us



Anoka-Hennepin School Board

Briefing Notes

DATE: 3/09/2026

CLASSIFICATION: Facilities Update

AUTHOR: Greg Cole, Chief Operations Officer, Ben Martinson, Director of Buildings and Grounds

SUBJECT: Spring/Summer 2026 Facilities Updates

PURPOSE:

This is a review and update on Anoka-Hennepin's facilities projects that have been initiated or are planned for the remainder of the 2025-2026 school year. It also provides a glance at projects and priorities that guide the district's work into the 2026-2027 school year and beyond. It explains how the district prioritizes projects, pursues additional funding and partnerships with other local agencies, as well as how it optimizes learning environments for students. Finally, it highlights the school board's focus on and investment in security and safety upgrades across the system.

BACKGROUND:

After successfully completing all work associated with the 2017 Fit for the Future voter-approved bond last year, the district has shifted its focus to continuing to examine and upgrade safety and security features at all sites, completing HVAC projects at all school sites, and upgrading aging infrastructure across the school district.

The school district's work is centered on student success (learning, opportunities, and resources) and maintaining a central focus on safe and secure learning environments. There is also priority given to providing optimal facilities and environments for staff to achieve excellence in their work. The district also strives to ensure the communities of Anoka-Hennepin enjoy engaging experiences while attending school events and activities.

The current goals for the learning environment are centered on thermal comfort—heating, cooling, air exchange, and dehumidification—as part of a 15-year journey to create consistently comfortable learning spaces, optimize teaching, and ensure air quality and safety.

Looking to the future, it's important for Anoka-Hennepin to remain competitive by considering the needs of students and the educational environments and experiences required to ensure their success in the decades to come.

SPACE UTILIZATION:

A key strategy involves maximizing opportunities by moving from leased to owned spaces, merging programs, and repurposing spaces originally built for students instead of offices. This approach has resulted in the ESC Enrollment Center, Two Rivers Transition Program at Franklin, and Sandburg Regional High School.

SAFETY AND SECURITY:

Safety and security remain a central priority for the school board and district administration. Current investments include electronic door lock systems, exterior door breach notification, and mobile device applications deployed across 50 sites, as well as interior wall work at Dayton Elementary School.

The district views safety and security as an ongoing endeavor, focused on persistent evaluation of new technologies and advancements intended to provide students, staff, and community members with safe and welcoming environments.

ENERGY AND EFFICIENCY:

The school district remains focused on examining ways to be more energy efficient. By continuing to move programming away from leased facilities into owned facilities, Anoka-Hennepin maximizes funding streams and investments in infrastructure. As the needs of student populations shift, the district repurposes existing school sites to more effectively and efficiently meet those needs in a fiscally responsible manner. There is also a commitment to examining energy efficiency and emerging technologies to determine whether there are more cost-effective ways to run and manage facilities.

GRANTS AND CITY PARTNERSHIPS:

Anoka-Hennepin secured a \$300,000 federal grant for school site security in 2024, which requires a \$100,000 district match to enhance perimeter security at all school sites. The work for this grant is scheduled to be completed in the Summer of 2026.

The district is engaged in ongoing collaborations with multiple municipalities on potential partnerships on projects that involve cost-sharing to maximize taxpayer dollars that go toward school and community infrastructure to serve students and community members across the district.

COLLABORATION:

Beginning this spring, a second round of collaboration with each school site will start to update priorities, plan projects, and maximize funding and resources. This follows an initial round of individual site meetings that took place from 2022 to 2024.

FISCAL REALITY:

The district must navigate inflation and stagnant funding, combining funding sources to maximize budgets while remaining stewards of taxpayer investments. The general rule of thumb for project decision-making is 50-year decisions for additions, 20-year decisions for renovations, and 10-year decisions for projects.

CONSIDERATIONS:

Collaboration with stakeholders is central to Administrative Services and the Buildings and Grounds Departments' approach to prioritizing projects and making recommendations to the school board regarding facilities planning. Community feedback, professional analysis, collaboration with local municipalities and agencies, and continuous communications with school administration, staff, students, and parents all play a role in forming the vision of the future of Anoka-Hennepin's sites and grounds development. In addition, fiscal management is key to strategizing and maximizing dollars and realizing efficiencies of projects and day-to-day operations. Searching for efficiencies and cost savings are also central to the future vision of sites and grounds development in Anoka-Hennepin.

OPTIONS/CONCLUSIONS:

This board briefing is intended to review recently completed projects and to update the school board on the progress of projects that have already been approved or initiated. Part of it also to look into the future and provide the school board with information in order to guide direction on future facilities decisions.

Review of 2026 Projects

Funding Sources Key:

- LTFM** Long Term Facilities Maintenance dollars, which are included in the annual 10-year LTFM plan approved by the school board.
- SBSI** School Board-approved Strategic Investments
- CAP** Capital reserve, district capital, and/or site capital funds
- CNP** Child Nutrition Program funds

HVAC/CLASSROOMS

- **Madison Elementary School:** Final phase of dehumidification project = \$1 million (office spaces). (LTFM, CAP)
- **Eisenhower Elementary School:** Final phase of a 3-summer dehumidification project = \$1.8 million (14 classrooms). (LTFM, CAP)
- **Dayton Elementary School:** Final phase of a 4-summer classroom remodel and replacement project = \$800,000. (LTFM, SBSI)

CHILD NUTRITION SPACES

- **River Trail Learning Center:** \$169,000 (CNP)
- **Educational Services Center:** \$170,000 (CNP)
- **Madison Elementary:** \$185,000 (CNP)
- **Roosevelt Middle School:** \$185,000 (CNP)
- **Jefferson Elementary:** \$188,000 (CNP)
- **Lincoln Elementary:** Estimated \$35,000 (CNP)
- **Johnsville Elementary:** Estimated \$35,000 (CNP)

DISTRICT ENROLLMENT CENTER

- Consolidation of Coon Rapids Family Mall leased facility Family Welcome Center and ESC Enrollment Services to a one-stop Enrollment Center at the Educational Service Center \$400,000 (CAP)

MISCELLANEOUS DISTRICT-WIDE PROJECTS

- Replacement of all classroom doors at Lincoln Elementary. (LTFM, CAP)
- Maintenance of smoke stacks at Johnsville Elementary and River Trail Learning Center. (LTFM)
- Elevator refurbishment at Mississippi Elementary, Rum River Elementary, and the Education Service Center. (LTFM, CAP)
- Interior door security upgrades at River Trail Learning Center. (LTFM, CAP)
- Stadium bleacher expansion and ADA accommodation improvements at Andover High School. (LTFM, CAP)
- Required maintenance of the audio/visual system at Sandburg Education Center. (CAP)
- Northdale Pool: Air handling/mechanical upgrades = \$600,000 (LTFM)
- Anoka Middle School – Fred Moore Pool: Air handling/mechanical upgrades = \$750,000 (LTFM)

Future Challenges

Tennis Courts – Andover High School’s and Coon Rapids High School’s tennis courts continue to crack, which is normal given Minnesota’s freeze and thaw cycles. Depending on how long patches hold, we will soon need to resurface both of these court areas. The estimated cost will be \$750,000 to \$800,000 at Andover HS and \$1.2 to \$1.3 million at Coon Rapids High School. In addition, the tennis courts at Northdale Middle School, Oak View Middle School, and Jackson Middle School are all in need of resurfacing. The cost for each is estimated at \$500,000 for a total of \$1.5 million. These projects will undergo an assessment prior to potential approval. Because tennis is not consistently offered to middle school students at all seven middle school sites, further review needs to occur before the projects would move forward.

Pools – The two largest competition pool sites at Northdale Middle School and Anoka Middle School – Fred Moore Campus, which serve AndHS, AHS, BHS, and CRHS as competition and practice facilities are in need of HVAC and structural repairs within 1 to 3 years. The total cost for these repairs are estimated at \$4.5 million at AMSA – FM

and \$2 million at NMS. The other pools require upgrades as well for a total cost of \$1 to \$2 million. The total cost for the school district's pool HVAC replacement and facility improvements is estimated at \$7.5 to \$8.5 million.

Roof Systems – In the next ten years, the school district's roof systems will require significant repair and replacement projects because of aging infrastructure. A minimum estimated cost of these projects is at least \$100 million. This will require long-term planning and strategy from the district's Buildings and Grounds Department in order to meet the needs of aging infrastructure.

HVAC Systems – As we near the end of a complete installation of Dehumidification HVAC systems for all school buildings, schools built in the late 1980's, 1990's and early 2000's are experiencing the need for HVAC replacements including boilers, air handling units, system controls, piping, and chillers to name a few. Over the next ten years, the estimated costs of these replacements is more than \$300 million. Strategy, prioritization and planning will need to occur in order to ensure appropriate heating and cooling for aging systems given limited funding to address these concerns.

Other Projects to Monitor: HS Stadium and Gym Bleachers, Hard Surfaces, Parking Lots and Drive Lanes, School Site Outdoor Athletic Fields & Facilities, Security Technology, Interior Fixtures, Exterior Brick and Windows, Plumbing, Electrical, and Lighting.

In-House Project Management – The Anoka-Hennepin Buildings and Grounds Department performs construction management for all district projects. This is not typical in most school districts across the state of Minnesota. Because of the expertise of Anoka-Hennepin's Buildings and Grounds Department staff who can perform this service, the district saves two to three percent of costs on all projects. Over the last seven years, this has resulted in an approximate savings of \$1 million to \$2 million annually. These savings go toward increasing and maximizing the district's capacity to build, repair, replace, and maintain its facilities.

Anoka-Hennepin Sites = 50
Total Building Area = 6.2 million square feet
Total Property Area = 1207 acres

<u>Elementary Schools</u>	<u>Middle Schools</u>	<u>High Schools</u>	<u>Programs and Sites</u>
Adams Elementary	Anoka Middle – FM	Andover High	Compass at Bell Center
Andover Elementary	Anoka Middle – W	Anoka High	Blaine Early Childhood Center
Brookside Elementary	Coon Rapids Middle	Blaine High	RTL@ L.O Jacob
CBPA Elementary	Jackson Middle	Champlin Park High	Verndale
Crooked Lake Elementary	Northdale Middle	Coon Rapids High	Riverview Early Childhood Center
Dayton Elementary	Oak View Middle	Sandburg Regional High School	Sandburg Education Center
Eisenhower Elementary	Roosevelt Middle	AH Tech. High	Sorteberg Early Childhood Center

Evergreen Park Elementary		Secondary Technical Education Program (STEP)	Andover Early Childhood Center
Hamilton Elementary			Charles Holden Facility
Hoover Elementary			Educational Services Center
Jefferson Elementary			Two Rivers at Franklin
Johnsville Elementary			
Lincoln Elementary			
Madison Elementary			
McKinley Elementary			
Mississippi Elementary			
Monroe Elementary			
Morris Bye Elementary			
Oxbow Creek Elementary			
Ramsey Elementary			
Rum River Elementary			
Sand Creek Elementary			
Sunrise Elementary			
University Elementary			
Wilson Elementary			