



PHOENIX-TALENT SCHOOLS

EXCELLENCE *for* EVERYONE

Budget Committee Meeting - 6:00 PM

Tuesday, May 13, 2025

In-Person at Phoenix High School

<https://www.google.com/url?q=https://us02web.zoom.us/j/85947268547?pwd%3DELRd0pmeM5SiV9WtPOT3fYSE8qn98d.1&sa=D&source=calendar&ust=1747494999093301&usg=AOvVaw0BOWAMlz4ZKJ08o9wJUTHu>

Password: 041843

A public meeting of the Budget Committee of the Phoenix Talent School District #4 to discuss the budget for the fiscal year July 1, 2025, to June 30, 2026, will be held at the Phoenix High School Library, 745 N. Rose Street, Phoenix, OR 97535 on May 13, 2025, at 6:00 p.m. with limited attendance capacity. Click [here](#) for details, including the Zoom link and public comment information.

AGENDA

- A. **Call To Order**
- B. **Introduction of Committee Members and Staff**
- C. **Approval of Minutes from 5/07/24 Meeting**
- D. **Election of Officers for 2025-2026 Budget Committee**
- E. **Budget Message**
 - 1. **Review of Budget Committee Role and Responsibility**
 - 2. **Review of Board Role and Responsibilities**
 - 3. **Overview of Proposed 2025-2026 Budget**
- F. **Review of Proposed Budget Document**
- G. **Recess**
- H. **Committee Questions and Discussion**
- I. **Public Comments**
- J. **Action / Recommendation of the Committee**
- K. **Adjournment**

Phoenix-Talent School District #4 is an Equal Opportunity Employer and, in accordance with Federal and State Legislation, does not discriminate on the basis of race, sex, religion, age, national origin, or marital status, physical or mental disability in employment practices or education programs. **If you need special accommodations for language interpretation or because of a disability**, please contact the District Office Executive Assistant two days prior to meeting at 541-535-1511 Voice/TD.



PHOENIX-TALENT SCHOOLS

EXCELLENCE *for* EVERYONE

Budget Committee Meeting
Tuesday, May 7, 2024 6:00 P.M. Pacific

Phoenix High School
745 N Rose St
Phoenix, OR 97535

Michael Campbell:	Present	Dwayne Robinson	Present
Sara Crawford:	Present	Mark Vargas	Present
Polly Farrimond:	Present	Laura Lotspeich	Virtual
Nancy McKinnis:	Absent	Roland Kretschmann	Present
Rick Nagel:	Present	Sara Adams	Virtual
Dawn Watson:	Present	Nate Shinn	Present
Rebecca Weathers:	Absent	Hector Flores	Absent
Present: 11 Absent: 3			

A. Call to Order – 6:00 p.m.

B. Introduction of Committee Members & Staff

- Chair Laura Lotspeich welcomed everyone to the meeting and requested each committee and staff member to provide a personal introduction.

C. Approval of Minutes 5/09/2023

- On motion by Mark Vargas, seconded by Roland Kretschmann, to approve the minutes from 5/09/23 as presented. The minutes were unanimously approved.

D. Election of Officers for the 2024-2025 Budget Committee

Election of 2024-2025 Chair

- Chair Laura Lotspeich opened the floor for nominations for the position of Chair for 2024/2025.
- I move to nominate Mark Vargas for the position of committee Chair for 2024/2025.
This motion, made by Dwayne Robinson
No further nominations were proffered, so the floor was closed.
- A call for voice vote resulted in the election of Mark Vargas as Budget Committee Chair for 2024/2025.

Election of 2024-2025 Vice Chair

- Mark Vargas opened the floor for nominations for the position of Vice Chair for 2024/2025.
- I move to nominate Dwayne Robinson for the position of committee Vice Chair for 2024/2025.
This motion, made by Nate Shinn.
No further nominations were proffered, so the floor was closed.
- A call for voice vote resulted in the election of Dwayne Robinson as Budget Committee Vice Chair for 2024/2025.

- Upon completion of the election of Chair and Vice-Chair, Chair Vargas yielded the floor to Supt. Barry to provide introductory remarks and Budget Message.

E. Budget Message

E.1. Review of Budget Committee & Board Member Roles and Responsibilities

- Supt. Barry said that we will present at \$80M budget tonight and thanked everyone for serving on the Budget Committee and taking the time for this important process. Supt. Barry reviewed the roles and responsibilities of the Budget Committee and Board members.
- Supt. Barry said that the committee will receive the budget message and have an opportunity to request additional information if needed. The committee may recommend that administration make changes, either increases or decreases, to the proposed budget. If the proposed budget is recommended for approval, it will then go to the board.
- The board will hold a Public Hearing on June 6 at which time the board will then take action on the proposed budget and, if adopted, will levy taxes following the hearing. Supt. Barry said that the board also has the responsibility of approving any supplemental budgets as necessary.
- Budget Timeline: May 7, 2024: Recommend approval of the budget; June 6, 2024: Public Hearing; June 6, 2024: Board acts on proposed budget. If adopted, Board levies taxes.

E.2. Overview of Proposed 2024-2025 Budget

- Supt. Barry said that overall we are in a good position to navigate budget shortfalls in large part because of HB 4026, Wildfire ADM security.
- The level of detail and coordination this budget required is similar to last year's historic budget. It takes careful coordination and communication to ensure we continue to meet the needs of every student and it is intentional in supporting strategic priorities and being fiscally responsible.
- Highlights of the budget include:
 - Leveraging all funding sources to continue positions from ESSER who support strategic priorities. ESSER funds end this year.
 - Attrition of FTE via retirees and temp positions
 - Shifting federally funded shortfalls to general fund (GF)
 - Note, this is why overall FTE is only a slight decrease
 - Continues general fund resources for Equity, Diversity and Inclusion (EDI) team
 - PTS Early Learning Center funded by Preschool promise
 - Estimated ending fund balance of \$7.97M, this includes \$7.4M in ADM security in 2022-23/2023-24
 - \$400,000 increase for substitutes
 - Impacts of Paid Leave Oregon
 - \$400,000 increase for unemployment
 - SB 489 impacting classified staff

E.3. Budget Message Summary

Supt. Barry shared three of the School Boards guiding principles include:

~The Board shall encourage the conservative use of all resources, both natural and man-made. Strategic decisions should be made with consideration for longevity, fiscal responsibility, and sustainability.

~The Board shall make balanced decisions and policies mindful of the best interest of all members of the school district including the students, parents/guardians, educators and the citizens of the community.

and

~The Board is committed to fostering a diverse and inclusive school environment in which all of our students, families, and staff members feel valued, respected, and welcomed.

Supt. Barry said that these guiding principles continue to be the focus of our budgeting process. With that consideration, we believe this budget meets these guiding principles and the goals outlined in the strategic plan. We look forward to sharing our 2024-25 budget with you this evening.

Yazmin Karabinas will provide an overview of the budget document. Afterwards, we will be happy to provide additional information if needed and answer your questions.

F. Review of the Proposed Budget Document

- Yazmin Karabinas explained the budget binder layout by tabs and said that there are four main funds in the budget to manage the district's resources. The budget consists of \$44,940,000 in general funds; \$3,890,000 in debt service; \$24,660,000 in grants and special programs; \$5,850,000 in capital projects; and a new fund created for the 2024-2025 fiscal year in the amount of \$450,000 for internal service for a total of \$79,790,000.

The General Fund – Revenue sources: The General Fund Revenue total of \$44,940,000 consists of a beginning fund balance of \$8,850,000; taxes & local sources of \$12,043,000; state sources of \$23,505,000; federal sources of \$27,000 and miscellaneous of \$515,000.

Highlights for the general fund are:

- State School Fund (SSF) \$10.2 Billion for biennium, 51% for 2024-2025
- ADM security grant will provide \$4.47 million in SSF revenue
- Eliminated 4 temp teacher positions, 1 elementary teacher (retirement), and relocated 2 positions to adjust to student enrollment
- Moved 1 SpEd teacher position, and 2.27 additional FTEs to the General Fund from IDEA, HSS and ESSER due to lack of grant funding.
- Added ASL Interpreter position for incoming student's needs
- General Fund 1.42 FTE net decrease
- Added \$400,000 for increased substitutes costs due to Oregon Paid Leave
- Added \$400,000 for increased unemployment costs/SB 489

Ms. Karabinas explained the general fund expenditures by function, object and cost centers, and areas of responsibility.

Grant and Special Programs Fund: Total fund of \$24,660,000 includes monies that come to us from other sources including construction excise tax, HB 5006 Lost Tax, Student Body Accounts, High School Success, SIA, IDEA, ESSER III, Food Service, Title Grants, Summer School Grants, and other sources. Ms. Karabinas shared some highlights for the Grants and Special Programs.

Debt Service Fund: Represents total debt service of \$3,741,450 which includes principal of \$2,301,137 and interest of \$974,587 and an unappropriated ending fund balance of \$140,000.

Capital Projects: Total capital project fund is \$5,850,000. Ms. Karabinas shared a graph that detailed expenditures from 2017-2024 for all the different schools and projects. Total capital expenditures are \$78,121,523. Total revenues including bond and other funds were \$82,686,571.

Internal Service Fund: A new fund for the 24/25 year created to reserve funds for the increased unemployment potential liability due to the passing of Senate Bill 489 which eliminated the restriction of payment of unemployment insurance benefits during school breaks for certain nonprofessional educational workers. The potential unemployment liability rose from an estimated \$50,000 to \$450,000.

In closing, Ms. Karabinas asked if there were any questions.

G. Committee Questions and Discussion

- Various committee members including Laura Lotspeich, Mark Vargas, Roland Kretschmann, Dwayne Robinson, and Michael Campbell asked questions and/or provided comments for discussion. Topics included PHS extracurricular budget and the desire to get kids more involved in theatre, band and the arts programs; the new Internal Service Fund and budgeted amount for unemployment expenses and potential for increased rates for unemployment.
- Supt. Barry and Ms. Karabinas answered the committee member’s questions and several discussions ensued.

H. Recess – none

I. Public Comments

- There were no citizen comments received prior to the meeting or from citizens joining the meeting.

J. Action

- The following motion was offered by Laura Lotspeich:

“I move that the Phoenix-Talent School District Proposed Budget for 2024/2025 in the aggregate amount of \$79,790,000 (total of all funds) be recommended for approval and that the permanent tax rate of \$4.2422 per \$1,000 of assessed value be assessed in support of the General Fund. This permanent tax rate is expected to raise \$11,220,000.

“I further move that a tax of \$3,750,000 be recommended for approval for the debt service fund for the purpose of the regiment of bonded debt owned by the school district.”

Detail

General Fund	\$44,940,000
Special Programs Fund	\$24,660,000
Debt Service Fund	\$ 3,890,000
Capital Projects Fund	\$ 5,850,000
Internal Service Fund	<u>\$ 450,000</u>

Total Budget **\$79,790,000**

Roland Kretschmann seconded the motion. The motion passed unanomusly as per the following vote:

Michael Campbell: Yea, Sara Crawford: Yea, Polly Farrimond: Yea, Rick Nagel: Yea, Dawn Watson: Yea, Laura Lotspeich: Yea, Dwayne Robinson: Yea, Mark Vargas: Yea, Roland Kretschmann: Yea, Sara Adams: Yea, Nate Shinn: Yea, Hector Flores: Absent, Nancy McKinnis: Absent, Rebecca Weathers: Absent, (Yea: 11, Nay: 0, Absent: 3 Abstain: 0)

K. Recommendation of Committee

- The recommendation for approval of the proposed budget for 2024/2025, as presented, will be forwarded to the Board of Directors for consideration and/or action. Furthermore, the budget committee recommends the creation of an internal service fund for the purpose of paying the additional unemployment costs for the District’s classified staff. We also recommend that a resolution be created for this fund and that the board adopt the resolution when the budget is approved and adopted.

L. Adjournment – Michael Campbell thanked Laura Lotspeich for all her years of service to the Phoenix-Talent School District including her roles as a board member and the budget committee member. Chair Mark Vargas said he appreciates being here and thanked the administrators and the school board for all they do.

The meeting adjourned at 7:00 p.m.

Committee Chair Mark Vargas

Recording Secretary: Denise Skinner
Board/Executive Assistant



PHOENIX-TALENT SCHOOLS

EXCELLENCE *for* EVERYONE

2025/2026

PROPOSED BUDGET

Together, we shall meet the challenges of preparing responsible, creative, lifelong learners.



PHOENIX-TALENT SCHOOLS

EXCELLENCE *for* EVERYONE

PROPOSED BUDGET DOCUMENT

2025-2026

Budget Message..... Tab 1

General Fund

- Summary..... Tab 2
- Revenue..... Tab 3
- District Office..... Tab 4
- Phoenix High School..... Tab 5
- Talent Middle School..... Tab 6
- Talent Elementary School..... Tab 7
- Phoenix Elementary School..... Tab 8
- Orchard Hill Elementary School..... Tab 9
- Armadillo Charter School..... Tab 10
- Phoenix-Talent Rising Academy..... Tab 11
- PTS Rising Early Learning Center..... Tab 12
- Special Programs..... Tab 13
- Instructional and Curriculum..... Tab 14
- Transportation..... Tab 15
- Maintenance..... Tab 16
- Early Retirement..... Tab 17
- Debt Service and Contingency..... Tab 18
- Information Technology..... Tab 19

Other Funds

- Grants and Special Programs..... Tab 20
- Debt Service..... Tab 21
- Capital Projects..... Tab 22
- Internal Service..... Tab 23
- Grand Totals..... Tab 24

To: Budget Committee Members
From: Brent Barry
Date: May 13, 2025
Subject: Budget Message

Dear Budget Committee Members,

Thank you for your time, dedication, and willingness to serve in this important role. I continue to be proud of the resilience and determination shown by our team in serving our students, staff, and community during uncertain times. As many districts across Oregon are facing significant financial shortfalls and making difficult cuts, we remain in a comparatively stable position thanks to thoughtful planning and temporary legislative support.

House Bill 4026 has been instrumental in helping us navigate the lingering impact of the Almeda Fire by providing critical resources to offset lost enrollment. That funding, however, is set to expire in June 2025. This reality is front and center in our planning process. The proposed 2025-26 budget reflects both the goals of our 2023–2027 Strategic Plan and our commitment to preparing for an increasingly uncertain funding landscape.

State School Fund Revenue Sources

Oregon's K-12 funding relies on four key sources: property tax, personal income tax, marijuana tax, and the State Lottery. Each has shown volatility, and together they create a funding model that is sensitive to broader economic shifts.

- **Personal Income Tax:** This remains the primary revenue source for the State's General Fund. While recent years have shown strong returns, current projections have cooled, raising concerns about the sustainability of education funding across the state.
 - **Property Tax:** Although property taxes support school funding, increased collections reduce the amount the State contributes. Our allocation from the \$11.4 billion State School Fund is directly impacted by local tax receipts.
 - **State Lottery Funds:** This funding source has improved since the pandemic, but it remains unpredictable and dependent on consumer behavior.
 - **Marijuana Tax:** The State continues to earmark 40% of marijuana tax revenue for K-12 education. Distributions typically occur in the fall and provide helpful—though limited—support.
-

The Budget in Brief

Revenue

The projected \$11.4 billion State School Fund for 2025-27 offers some reassurance. However, our district continues to face enrollment challenges tied to the displacement from the Alameda Fire, with over 350 fewer students from the 2019-20 school year. HB 4026 has temporarily mitigated this loss, backfilling nearly \$5 million in funding to preserve staffing and programs. Even so, we have reduced staff levels through attrition, aligning our expenditures with anticipated funding levels post-HB 4026.

Employee Salary and Benefits

We have honored our commitments to all employee groups, guided by current fiscal realities. With labor contracts set to expire in June 2025, we are back at the negotiating table. Compensation remains a key priority, but must be balanced with future funding constraints.

Ending Fund Balance

Our district's proactive financial management—especially throughout the pandemic and post-fire recovery—has helped us build a stronger than usual Ending Fund Balance (EFB). This stability is largely due to leveraging multiple funding sources and maximizing their impact. However, as federal funds such as Title IA and IDEA face potential reductions, our EFB will serve as a critical buffer against any future funding cliffs.

High School Success & Student Investment Account

We are grateful that these programs remain funded for the next biennium. These grants have been pivotal to supporting academic and social-emotional outcomes. HB 4026 has also included provisions to continue these supports, enabling us to maintain vital programming at Phoenix High School and throughout the district.

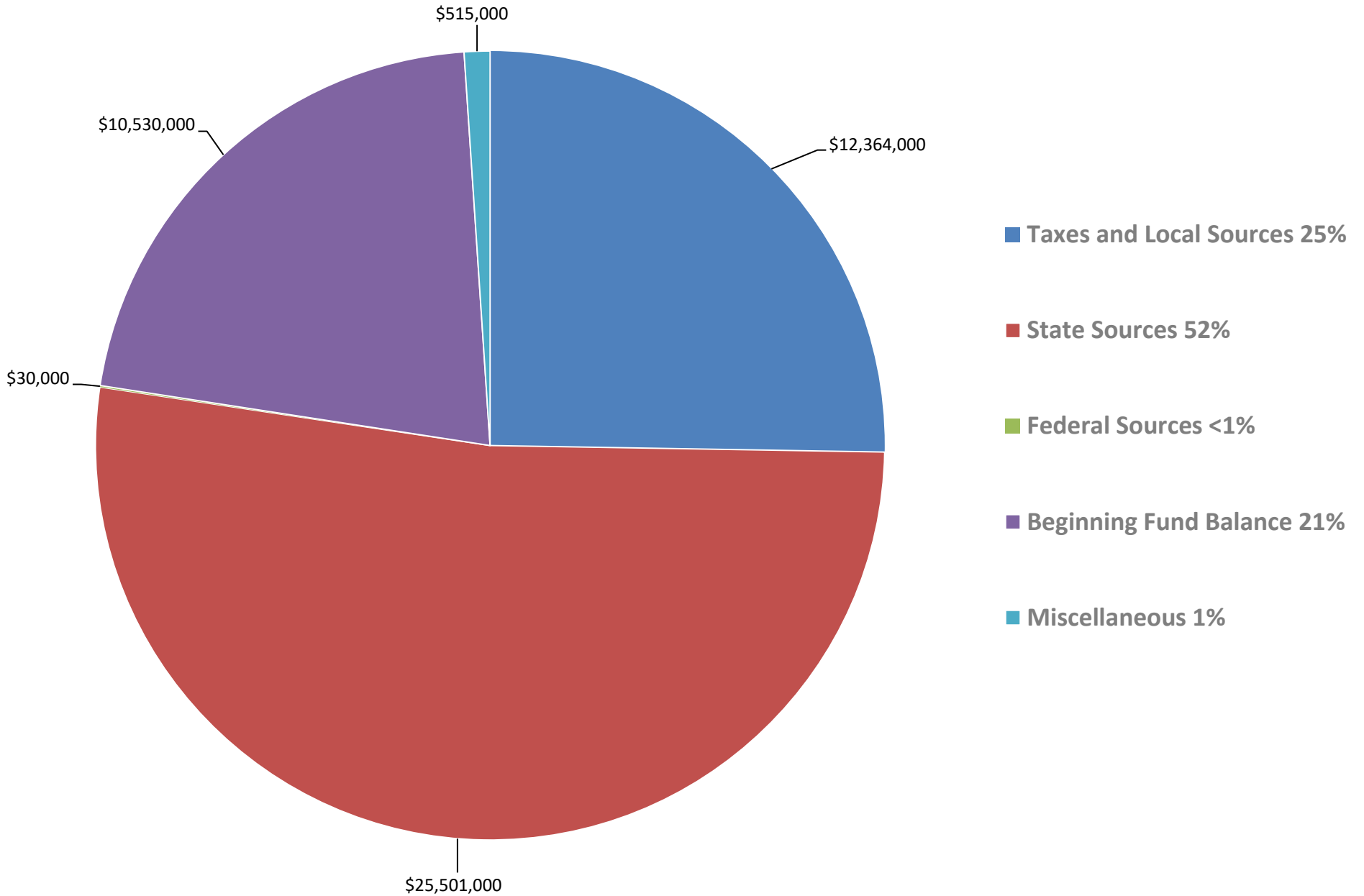
Conclusion

As we present the 2025-26 proposed budget, we do so with cautious optimism. While we are better positioned than many districts, we are also aware that significant challenges lie ahead—particularly with the sunset of HB 4026 and potential reductions in federal support. We are committed to careful stewardship of our resources, ongoing strategic planning, and maintaining the programs that serve our students and community.

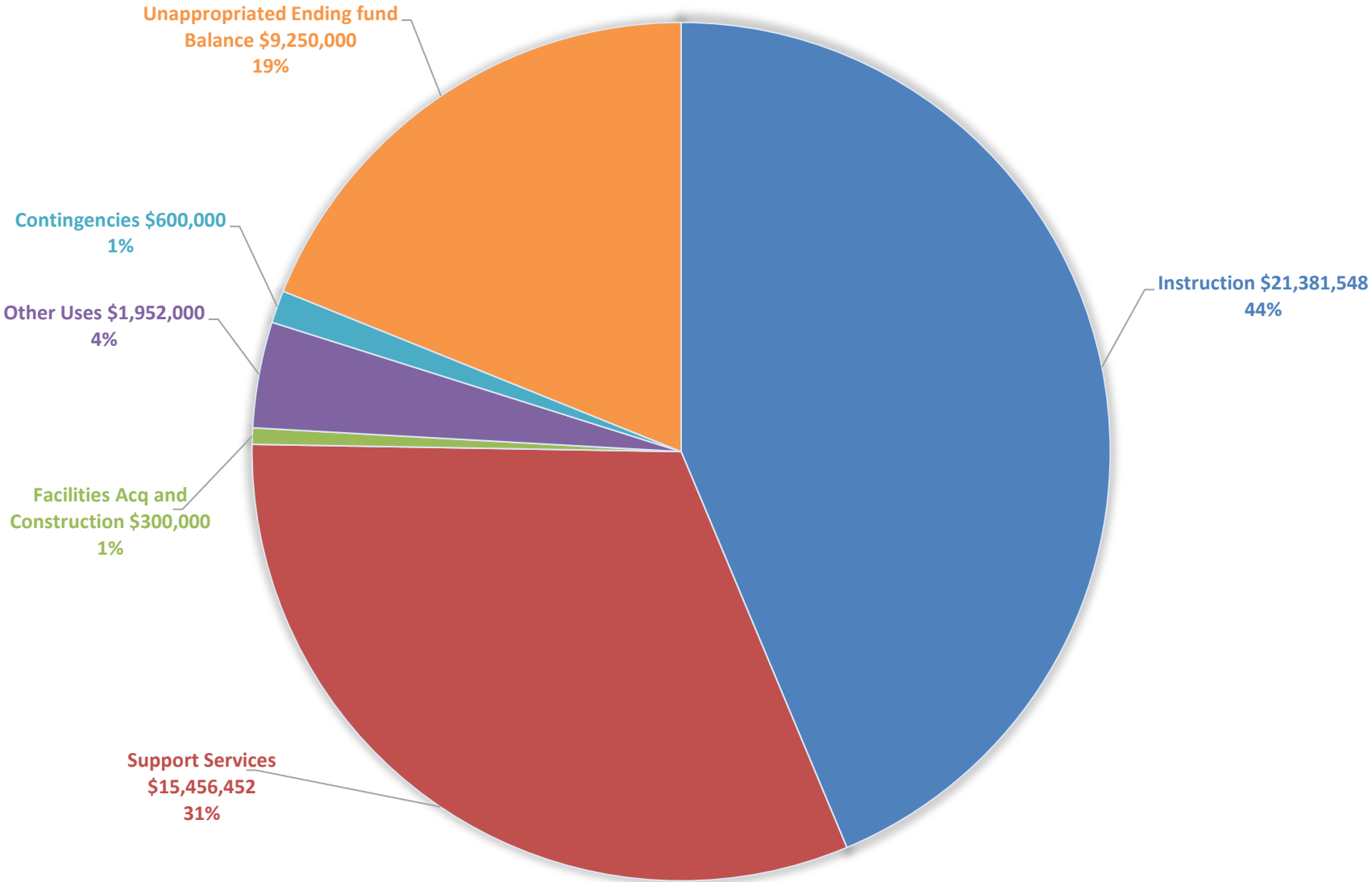
We appreciate your engagement and insight as members of the Budget Committee and look forward to working with you to ensure our district remains strong, responsive, and forward-looking.

Sincerely,
Brent Barry
Superintendent

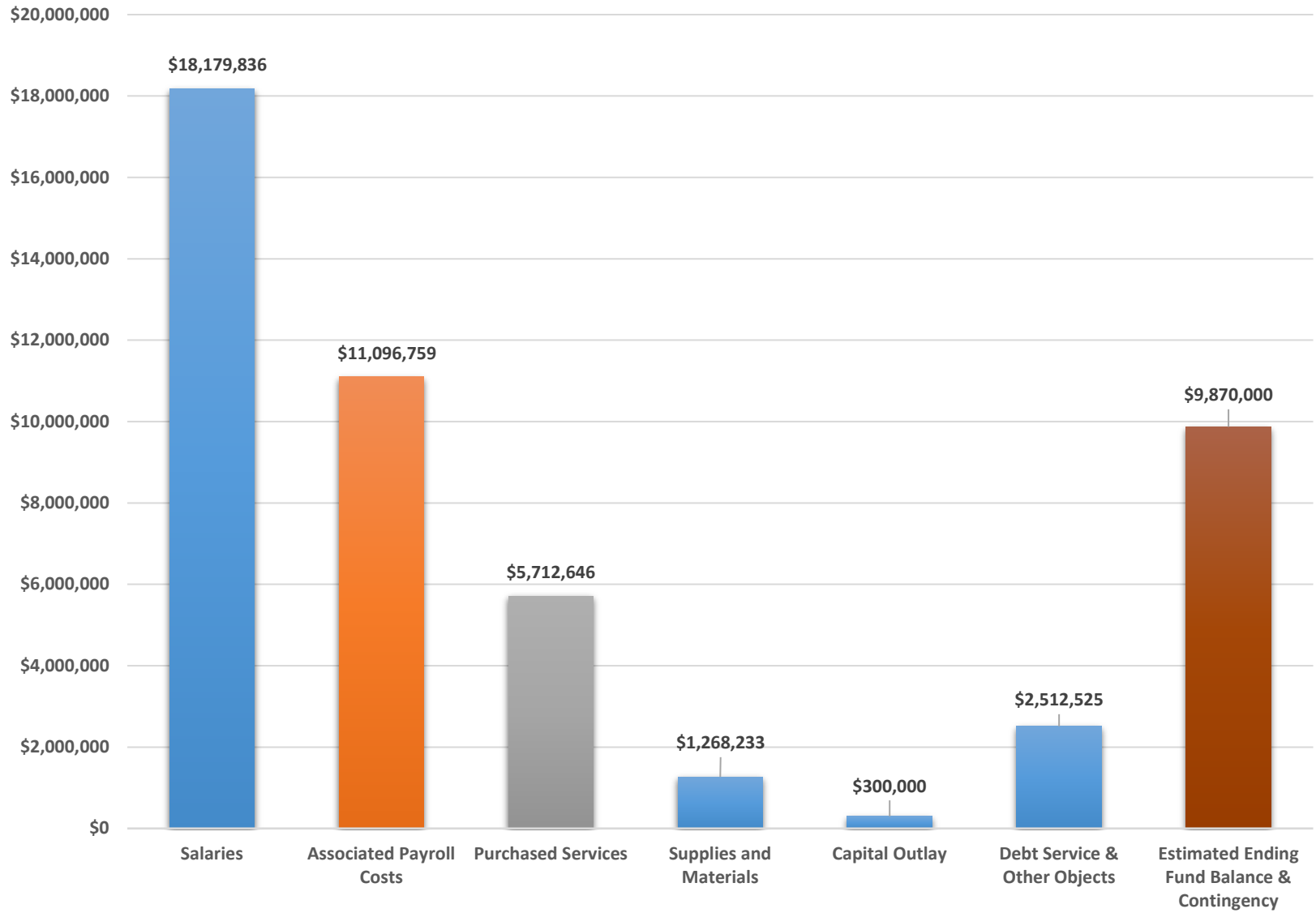
General Fund Revenue



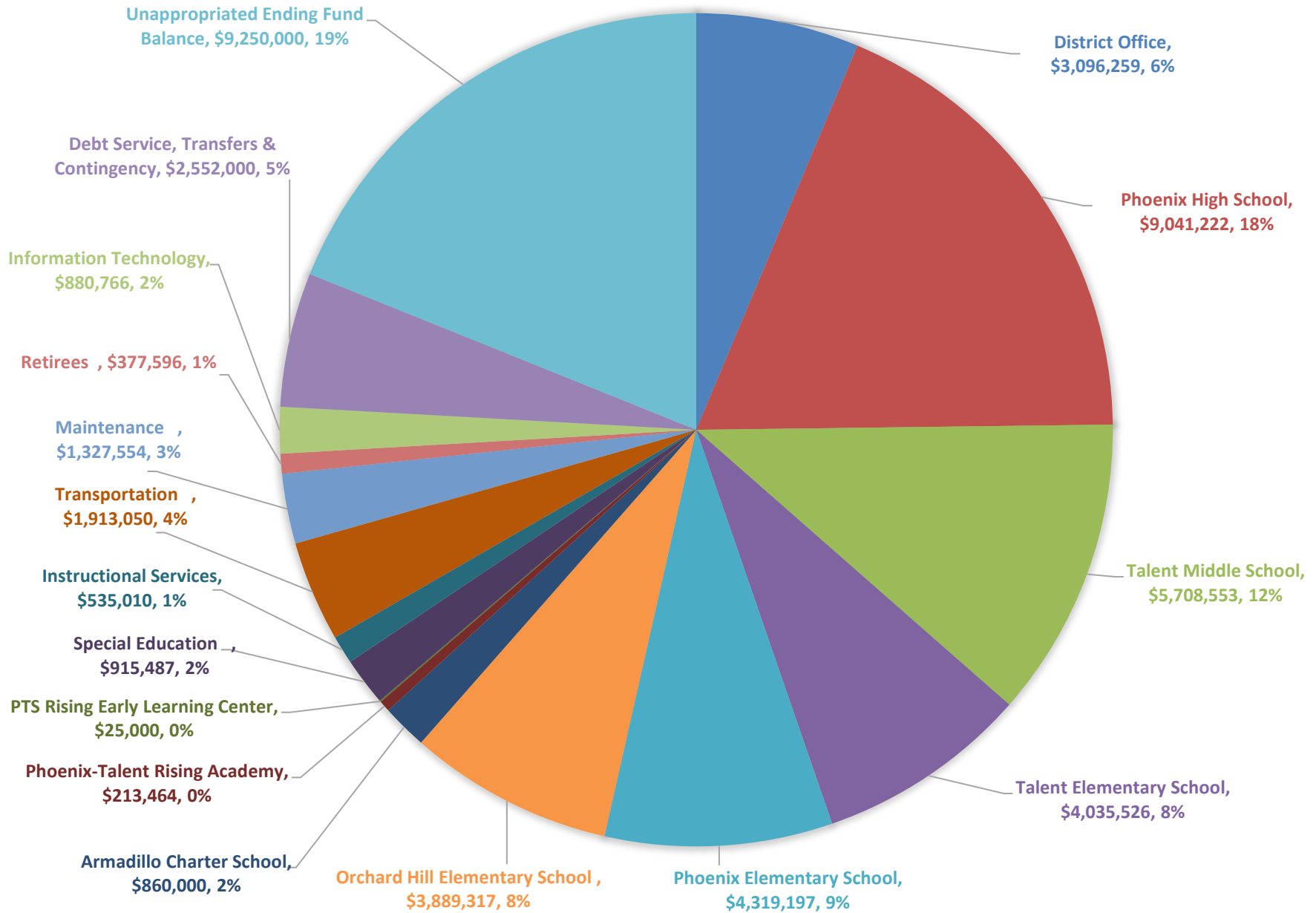
GENERAL FUND EXPENDITURES BY FUNCTION



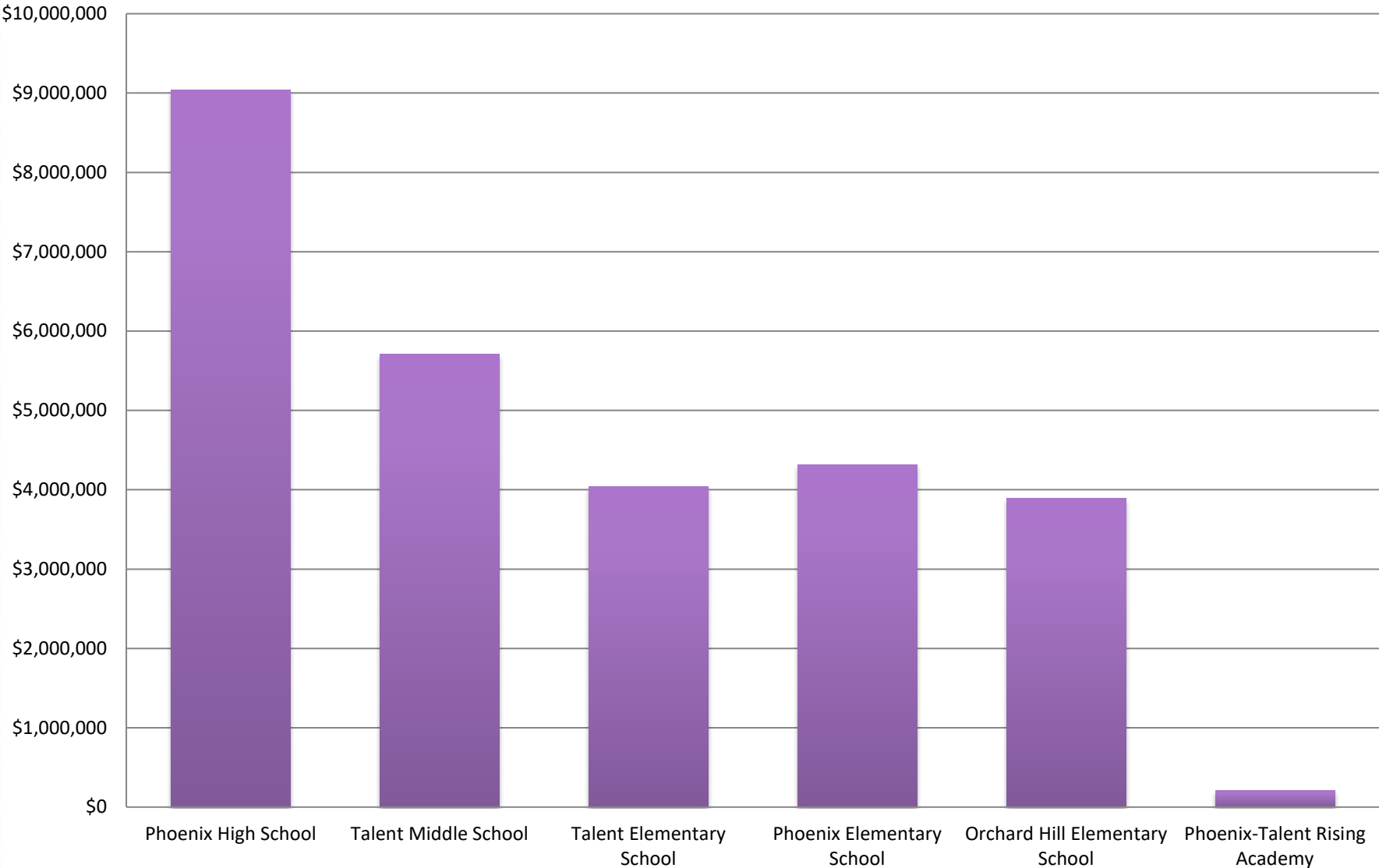
General Fund Expenditures by Object



COST CENTERS

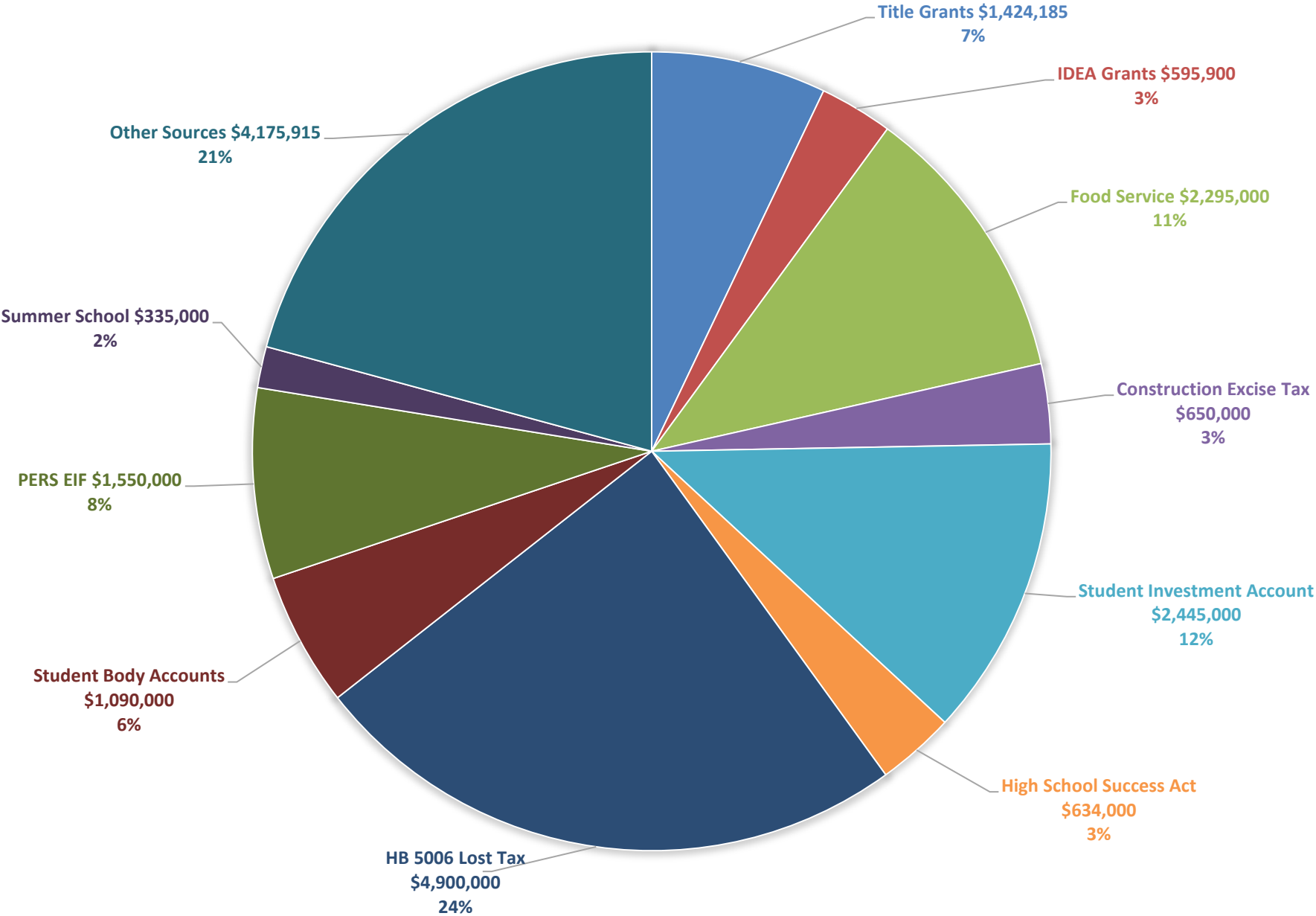


Schools Comparison

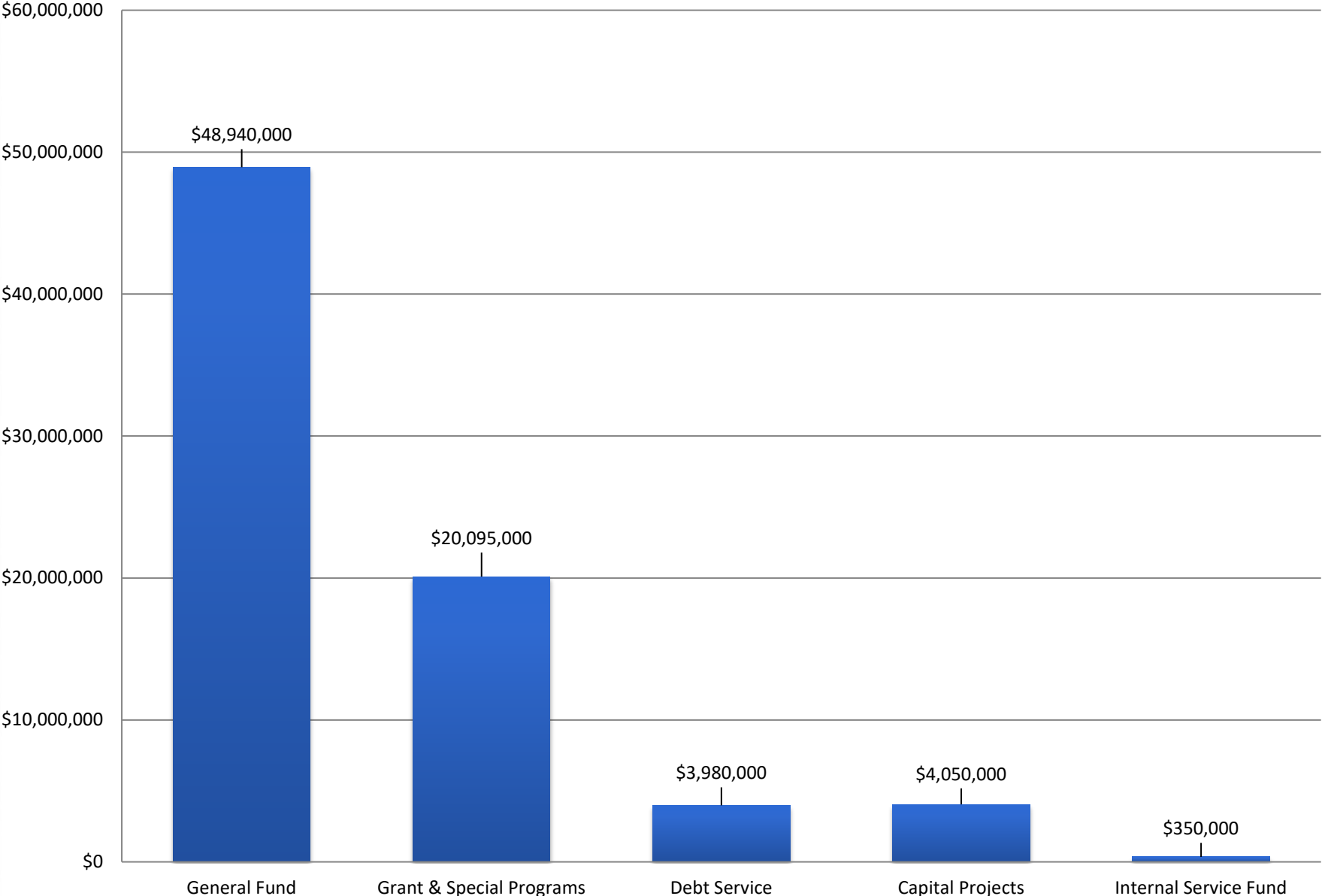


■ Schools Comparison

GRANTS AND SPECIAL PROGRAMS FUND



Fund Comparison



**County of Jackson Phoenix SD 4
PO BOX 698 PHOENIX, OR 97535-0698**

Resources Report

Fund	2022-23 Actuals	2023-24 Actuals	Current Year Budget	Current Year FTE	Proposed 25-26 Budget	Proposed 25-26 FTE
Fund 100 GENERAL FUND						
1111 CURRENT YEAR TAXES	10,027,750	10,706,846	11,220,000	0.00	11,465,000	0.00
1112 PRIOR YEAR TAXES	274,564	300,462	300,000	0.00	300,000	0.00
1190 PENALTIES & INTEREST ON TAXES	9,867	7,113	10,000	0.00	10,000	0.00
1311 TUITION FROM INDIVIDUALS	0	0	0	0.00	6,000	0.00
1510 INTEREST ON INVESTMENTS	356,418	681,088	250,000	0.00	300,000	0.00
1710 ADMISSIONS	23,113	16,490	20,000	0.00	17,000	0.00
1730 STUDENT ORGANIZATION MEMBERS	65	0	0	0.00	0	0.00
1741 CHROMEBOOK DAMAGE FEE	190	6,208	1,000	0.00	1,000	0.00
1790 OTHER CURRICULAR ACTIVITIES	1,657	0	2,000	0.00	1,000	0.00
1910 RENTALS	20,015	14,977	15,000	0.00	15,000	0.00
1920 CONTRIBUTIONS-DONATIONS FROM	2,621	250	0	0.00	0	0.00
1930 RENT-LEASE PAYMENTS FROM PRIV	48,005	48,000	48,000	0.00	48,000	0.00
1960 RECOVERY OF PRIOR YEAR EXPENI	3,613	28,358	5,000	0.00	5,000	0.00
1980 FEES CHARGED TO GRANTS	160,355	82,319	70,000	0.00	80,000	0.00
1990 MISCELLANEOUS	13,932	22,012	15,000	0.00	15,000	0.00
1992 TRANSPORTATION REIMBURSEMEN	391	0	2,000	0.00	1,000	0.00
1994 FINGERPRINTING REVENUE	5,016	5,042	5,000	0.00	5,000	0.00
1995 SALARY REIMBURSEMENT	29,716	44,742	20,000	0.00	30,000	0.00
1996 E-RATE REVENUE	59,068	61,560	60,000	0.00	65,000	0.00
1000 REVENUE FROM LOCAL SOURCES	11,036,354	12,025,467	12,043,000	0.00	12,364,000	0.00
2102 GENERAL EDUCATION SERVICE DIS`	567,205	609,175	415,000	0.00	415,000	0.00
2000 REVENUE FROM INTERMEDIATE SOURCES	567,205	609,175	415,000	0.00	415,000	0.00
3101 STATE SCHOOL FUND - GENERAL SU	18,121,982	18,393,405	18,720,000	0.00	20,045,000	0.00
3103 COMMON SCHOOL FUND	299,485	304,022	310,000	0.00	320,000	0.00
3299 OTHER RESTRICTED GRANTS-IN-AIC	2,441,658	4,434,365	4,475,000	0.00	5,136,000	0.00
3000 REVENUE FROM STATE SOURCES	20,863,125	23,131,792	23,505,000	0.00	25,501,000	0.00
4500 RESTRICTED REVENUE FROM FED C	0	22,800	0	0.00	0	0.00
4529 TITLE IV-E FOSTER CARE TRANSP. F	0	8,342	2,000	0.00	5,000	0.00
4801 FEDERAL FOREST FEES	26,448	26,944	25,000	0.00	25,000	0.00
4000 REVENUE FROM FEDERAL SOURCES	26,448	58,085	27,000	0.00	30,000	0.00
5200 INTERFUND TRANSFERS	0	0	100,000	0.00	100,000	0.00
5300 SALE OF/COMPENSATION FOR LOSE	12,185	6,279	0	0.00	0	0.00
5400 RESOURCES - BEGINNING FUND BAL	7,567,192	6,700,384	8,850,000	0.00	10,530,000	0.00
5000 OTHER SOURCES	7,579,377	6,706,663	8,950,000	0.00	10,630,000	0.00
Total Fund 100 GENERAL FUND	40,072,510	42,531,181	44,940,000	0.00	48,940,000	0.00

County of Jackson Phoenix SD 4
PO BOX 698 PHOENIX, OR 97535-0698

Requirements Report

2022-23 Actuals	2023-24 Actuals	Current Year Budget	Current Year FTE	Proposed 25-26 Budget	Proposed 25-26 FTE
-----------------	-----------------	---------------------	------------------	-----------------------	--------------------

Center 400 DISTRICT OFFICE

Fund 100 GENERAL FUND

Function 2113 SOCIAL WORK SERVICES

Area 000 UNDESIGNATED

319	OTHER INSTRUCTIONAL, PROF & TECHNICAL SRVE	1,549	0	0	0.00	0	0.00
300	PURCHASED SERVICES	1,549	0	0	0.00	0	0.00
415	MISCELLANEOUS & TECH SUPPLIES	191	0	0	0.00	0	0.00
400	SUPPLIES AND MATERIALS	191	0	0	0.00	0	0.00
640	DUES AND FEES	200	0	0	0.00	0	0.00
600	OTHER OBJECTS	200	0	0	0.00	0	0.00

Total Area	000 UNDESIGNATED	1,940	0	0	0.00	0	0.00
-------------------	-------------------------	--------------	----------	----------	-------------	----------	-------------

Total Function	2113 SOCIAL WORK SERVICES	1,940	0	0	0.00	0	0.00
-----------------------	----------------------------------	--------------	----------	----------	-------------	----------	-------------

Function 2115 STUDENT SAFETY

Area 000 UNDESIGNATED

389	OTHER NON-INSTRUCTIONAL PROF & TECH SRVS	144	0	0	0.00	0	0.00
300	PURCHASED SERVICES	144	0	0	0.00	0	0.00
414	FOOD SUPPLIES	0	125	500	0.00	500	0.00
415	MISCELLANEOUS & TECH SUPPLIES	0	0	0	0.00	50,000	0.00
470	COMPUTER SOFTWARE	0	0	11,500	0.00	11,500	0.00
400	SUPPLIES AND MATERIALS	0	125	12,000	0.00	62,000	0.00

Total Area	000 UNDESIGNATED	144	125	12,000	0.00	62,000	0.00
-------------------	-------------------------	------------	------------	---------------	-------------	---------------	-------------

Total Function	2115 STUDENT SAFETY	144	125	12,000	0.00	62,000	0.00
-----------------------	----------------------------	------------	------------	---------------	-------------	---------------	-------------

Function 2132 MEDICAL SERVICES

Area 000 UNDESIGNATED

415	MISCELLANEOUS & TECH SUPPLIES	115	0	200	0.00	200	0.00
400	SUPPLIES AND MATERIALS	115	0	200	0.00	200	0.00

Total Area	000 UNDESIGNATED	115	0	200	0.00	200	0.00
-------------------	-------------------------	------------	----------	------------	-------------	------------	-------------

Requirements Report

		2022-23 Actuals	2023-24 Actuals	Current Year Budget	Current Year FTE	Proposed 25-26 Budget	Proposed 25-26 FTE
Center 400 DISTRICT OFFICE							
Total Function	2132 MEDICAL SERVICES	115	0	200	0.00	200	0.00
Function	2134 NURSE SERVICES						
Area	000 UNDESIGNATED						
	415 MISCELLANEOUS & TECH SUPPLIES	123	0	200	0.00	200	0.00
400	SUPPLIES AND MATERIALS	123	0	200	0.00	200	0.00
Total Area	000 UNDESIGNATED	123	0	200	0.00	200	0.00
Total Function	2134 NURSE SERVICES	123	0	200	0.00	200	0.00
Function	2139 OTHER HEALTH SERVICES						
Area	000 UNDESIGNATED						
	389 OTHER NON-INSTRUCTIONAL PROF & TECH SRVS	118	280	140	0.00	140	0.00
300	PURCHASED SERVICES	118	280	140	0.00	140	0.00
Total Area	000 UNDESIGNATED	118	280	140	0.00	140	0.00
Total Function	2139 OTHER HEALTH SERVICES	118	280	140	0.00	140	0.00
Function	2222 LIBRARY/MEDIA CENTER						
Area	000 UNDESIGNATED						
	389 OTHER NON-INSTRUCTIONAL PROF & TECH SRVS	2,812	14,085	10,200	0.00	18,250	0.00
300	PURCHASED SERVICES	2,812	14,085	10,200	0.00	18,250	0.00
Total Area	000 UNDESIGNATED	2,812	14,085	10,200	0.00	18,250	0.00
Total Function	2222 LIBRARY/MEDIA CENTER	2,812	14,085	10,200	0.00	18,250	0.00
Function	2311 BOARD OF EDUCATION SERVICE						
Area	000 UNDESIGNATED						
	324 RENTALS	1,103	1,081	1,200	0.00	1,200	0.00
	349 OTHER TRAVEL	16,565	24,837	30,000	0.00	30,000	0.00
	354 ADVERTISING	1,469	1,244	1,500	0.00	1,500	0.00
	382 LEGAL SERVICES	4,465	18,029	11,725	0.00	11,725	0.00
	384 NEGOTIATION SERVICES	66,067	31,887	50,000	0.00	50,000	0.00
	388 ELECTION SERVICES	5,571	0	8,000	0.00	8,000	0.00
	389 OTHER NON-INSTRUCTIONAL PROF & TECH SRVS	21,000	42,434	40,000	0.00	40,000	0.00
300	PURCHASED SERVICES	116,239	119,512	142,425	0.00	142,425	0.00

Requirements Report

2022-23 Actuals	2023-24 Actuals	Current Year Budget	Current Year FTE	Proposed 25-26 Budget	Proposed 25-26 FTE
-----------------	-----------------	---------------------	------------------	-----------------------	--------------------

Center 400 DISTRICT OFFICE

Fund 100 GENERAL FUND

Function 2311 BOARD OF EDUCATION SERVICE

Area 000 UNDESIGNATED

411	CLASSROOM/LAB SUPPLIES	290	0	0	0.00	0	0.00
412	OFFICE SUPPLIES	19	0	0	0.00	0	0.00
414	FOOD SUPPLIES	3,702	3,136	3,000	0.00	3,000	0.00
415	MISCELLANEOUS & TECH SUPPLIES	4,669	3,365	4,500	0.00	4,500	0.00
416	NETWORK PRINTER SUPPLIES	0	38	100	0.00	100	0.00
460	NON-CONSUMABLE ITEMS	0	5,858	315	0.00	315	0.00
470	COMPUTER SOFTWARE	3,592	4,310	4,500	0.00	4,500	0.00

400	SUPPLIES AND MATERIALS	12,271	16,706	12,415	0.00	12,415	0.00
------------	-------------------------------	---------------	---------------	---------------	-------------	---------------	-------------

640	DUES AND FEES	4,250	4,250	5,000	0.00	6,100	0.00
-----	---------------	-------	-------	-------	------	-------	------

600	OTHER OBJECTS	4,250	4,250	5,000	0.00	6,100	0.00
------------	----------------------	--------------	--------------	--------------	-------------	--------------	-------------

Total Area	000 UNDESIGNATED	132,760	140,468	159,840	0.00	160,940	0.00
-------------------	-------------------------	----------------	----------------	----------------	-------------	----------------	-------------

Total Function	2311 BOARD OF EDUCATION SERVICE	132,760	140,468	159,840	0.00	160,940	0.00
-----------------------	--	----------------	----------------	----------------	-------------	----------------	-------------

Function 2312 BOARD SECRETARY SERVICES

Area 000 UNDESIGNATED

112	CLASSIFIED SALARIES	39,162	39,749	38,057	0.50	42,015	0.50
137	TECH STIPEND	0	525	450	0.00	450	0.00

100	SALARIES	39,162	40,274	38,507	0.50	42,465	0.50
------------	-----------------	---------------	---------------	---------------	-------------	---------------	-------------

212	EMPLOYEE CONTRIBUTION, PICK-UP	2,350	2,416	2,310	0.00	2,548	0.00
216	EMPLOYER CONTRIBUTION OPSRP	4,002	4,333	4,140	0.00	7,588	0.00
220	SOCIAL SECURITY ADMINISTRATION	2,966	3,050	2,916	0.00	3,219	0.00
231	WORKERS' COMPENSATION	180	90	193	0.00	197	0.00
232	UNEMPLOYMENT COMPENSATION	0	0	808	0.00	631	0.00
233	OR PFMLI	0	136	152	0.00	168	0.00
240	CONTRACTUAL EMPLOYEE BENEFITS	11,837	11,587	14,161	0.00	14,569	0.00

200	ASSOCIATED PAYROLL COSTS	21,335	21,613	24,680	0.00	28,920	0.00
------------	---------------------------------	---------------	---------------	---------------	-------------	---------------	-------------

342	TRAVEL, OUT OF DISTRICT	1,599	0	1,470	0.00	1,470	0.00
-----	-------------------------	-------	---	-------	------	-------	------

300	PURCHASED SERVICES	1,599	0	1,470	0.00	1,470	0.00
------------	---------------------------	--------------	----------	--------------	-------------	--------------	-------------

412	OFFICE SUPPLIES	176	398	525	0.00	525	0.00
415	MISCELLANEOUS & TECH SUPPLIES	193	250	105	0.00	105	0.00
416	NETWORK PRINTER SUPPLIES	538	439	1,000	0.00	1,000	0.00
480	COMPUTER HARDWARE	0	1,074	500	0.00	500	0.00

400	SUPPLIES AND MATERIALS	907	2,162	2,130	0.00	2,130	0.00
------------	-------------------------------	------------	--------------	--------------	-------------	--------------	-------------

Requirements Report

2022-23 Actuals 2023-24 Actuals Current Year Budget Current Year FTE Proposed 25-26 Budget Proposed 25-26 FTE

Center 400 DISTRICT OFFICE

Total Area 000 UNDESIGNATED 63,003 64,049 66,787 0.50 74,985 0.50

Total Function 2312 BOARD SECRETARY SERVICES 63,003 64,049 66,787 0.50 74,985 0.50

Function 2321 OFFICE OF THE SUPERINTENDENT

Area 000 UNDESIGNATED

112	CLASSIFIED SALARIES	63,392	64,433	38,057	0.50	42,015	0.50
113	ADMINISTRATORS	206,542	216,511	229,367	1.00	229,618	1.00
132	ADDITIONAL CLAS SALARY	217	154	0	0.00	0	0.00
137	TECH STIPEND	0	375	450	0.00	450	0.00
138	MILEAGE STIPEND	4,800	4,800	4,800	0.00	4,800	0.00

100 SALARIES 274,951 286,273 272,674 1.50 276,883 1.50

211	EMPLOYER CONTRIBUTION TIER 1 & 2	27,875	30,170	34,105	0.00	51,333	0.00
212	EMPLOYEE CONTRIBUTION, PICK-UP	16,363	17,218	15,160	0.00	15,754	0.00
216	EMPLOYER CONTRIBUTION OPSRP	6,501	6,987	4,140	0.00	7,588	0.00
220	SOCIAL SECURITY ADMINISTRATION	17,019	18,131	24,100	0.00	20,064	0.00
231	WORKERS' COMPENSATION	1,217	629	1,178	0.00	1,181	0.00
232	UNEMPLOYMENT COMPENSATION	0	0	5,349	0.00	3,934	0.00
233	OR PFMLI	0	982	1,009	0.00	1,049	0.00
240	CONTRACTUAL EMPLOYEE BENEFITS	52,032	51,460	42,642	0.00	44,646	0.00

200 ASSOCIATED PAYROLL COSTS 121,007 125,576 127,683 0.00 145,550 0.00

322	REPAIRS & MAINTENANCE SERVICES	240	0	300	0.00	300	0.00
324	RENTALS	1,384	1,410	1,000	0.00	1,500	0.00
341	TRAVEL, LOCAL IN DISTRICT	26	0	0	0.00	0	0.00
342	TRAVEL, OUT OF DISTRICT	11,441	11,814	10,000	0.00	10,000	0.00
353	POSTAGE	10	23	50	0.00	50	0.00
382	LEGAL SERVICES	7,464	10,575	7,500	0.00	7,500	0.00
389	OTHER NON-INSTRUCTIONAL PROF & TECH SRVS	649	216	1,000	0.00	1,000	0.00

300 PURCHASED SERVICES 21,213 24,038 19,850 0.00 20,350 0.00

411	CLASSROOM/LAB SUPPLIES	446	280	210	0.00	210	0.00
412	OFFICE SUPPLIES	1,903	771	1,575	0.00	1,575	0.00
413	CUSTODIAL/MAINTENANCE SUPPLIES	0	13	0	0.00	0	0.00
414	FOOD SUPPLIES	10,080	6,871	7,000	0.00	7,000	0.00
415	MISCELLANEOUS & TECH SUPPLIES	10,567	8,847	14,025	0.00	12,000	0.00
416	NETWORK PRINTER SUPPLIES	0	266	200	0.00	200	0.00
440	PERIODICALS	235	434	420	0.00	420	0.00
460	NON-CONSUMABLE ITEMS	267	8,042	525	0.00	525	0.00
470	COMPUTER SOFTWARE	2,234	1,113	0	0.00	1,000	0.00
480	COMPUTER HARDWARE	1,880	22,434	0	0.00	1,000	0.00

400 SUPPLIES AND MATERIALS 27,610 49,070 23,955 0.00 23,930 0.00

640	DUES AND FEES	1,961	1,640	3,150	0.00	3,150	0.00
-----	---------------	-------	-------	-------	------	-------	------

600 OTHER OBJECTS 1,961 1,640 3,150 0.00 3,150 0.00

Requirements Report

2022-23 Actuals 2023-24 Actuals Current Year Budget Current Year FTE Proposed 25-26 Budget Proposed 25-26 FTE

Center 400 DISTRICT OFFICE

Total Area 000 UNDESIGNATED 446,741 486,598 447,312 1.50 469,863 1.50

Total Function 2321 OFFICE OF THE SUPERINTENDENT 446,741 486,598 447,312 1.50 469,863 1.50

Function 2490 OTHER SUPPORT SERVICES-SCHOOL ADMIN

Area 000 UNDESIGNATED

342 TRAVEL, OUT OF DISTRICT 0 0 10,000 0.00 10,000 0.00

300 PURCHASED SERVICES 0 0 10,000 0.00 10,000 0.00

Total Area 000 UNDESIGNATED 0 0 10,000 0.00 10,000 0.00

Total Function 2490 OTHER SUPPORT SERVICES-SCHOOL ADMIN 0 0 10,000 0.00 10,000 0.00

Function 2521 FISCAL SERVICE AREA DIRECTION

Area 000 UNDESIGNATED

112 CLASSIFIED SALARIES 170,105 163,182 206,196 3.20 208,467 2.95

114 MANAGERIAL-CLASSIFIED 113,397 120,775 126,777 1.00 137,542 1.00

132 ADDITIONAL CLAS SALARY 2,124 2,994 0 0.00 0 0.00

137 TECH STIPEND 900 900 900 0.00 900 0.00

100 SALARIES 286,526 287,851 333,874 4.20 346,909 3.95

211 EMPLOYER CONTRIBUTION TIER 1 & 2 8,666 4,813 0 0.00 0 0.00

212 EMPLOYER CONTRIBUTION, PICK-UP 17,765 14,414 20,033 0.00 20,815 0.00

216 EMPLOYER CONTRIBUTION OPSRP 23,659 22,158 35,891 0.00 61,992 0.00

220 SOCIAL SECURITY ADMINISTRATION 21,659 22,012 25,265 0.00 27,989 0.00

231 WORKERS' COMPENSATION 822 659 1,663 0.00 1,602 0.00

232 UNEMPLOYMENT COMPENSATION 0 0 7,002 0.00 5,140 0.00

233 OR PFMLI 0 856 1,067 0.00 1,090 0.00

240 CONTRACTUAL EMPLOYEE BENEFITS 92,907 90,305 113,478 0.00 109,472 0.00

200 ASSOCIATED PAYROLL COSTS 165,479 155,218 204,398 0.00 228,100 0.00

324 RENTALS 2,682 2,265 3,000 0.00 3,000 0.00

341 TRAVEL, LOCAL IN DISTRICT 0 75 100 0.00 100 0.00

342 TRAVEL, OUT OF DISTRICT 3,483 3,401 5,500 0.00 5,500 0.00

353 POSTAGE 0 2 53 0.00 53 0.00

381 AUDIT SERVICES 57,025 60,900 70,000 0.00 80,000 0.00

382 LEGAL SERVICES 0 465 0 0.00 0 0.00

389 OTHER NON-INSTRUCTIONAL PROF & TECH SRVS 28,770 20,320 29,000 0.00 11,000 0.00

300 PURCHASED SERVICES 91,960 87,430 107,653 0.00 99,653 0.00

411 CLASSROOM/LAB SUPPLIES 0 18 0 0.00 0 0.00

412 OFFICE SUPPLIES 2,204 2,012 2,100 0.00 2,100 0.00

414 FOOD SUPPLIES 92 132 100 0.00 200 0.00

Requirements Report

2022-23 Actuals 2023-24 Actuals Current Year Budget Current Year FTE Proposed 25-26 Budget Proposed 25-26 FTE

Center 400 DISTRICT OFFICE

Fund 100 GENERAL FUND

Function 2521 FISCAL SERVICE AREA DIRECTION

Area 000 UNDESIGNATED

415	MISCELLANEOUS & TECH SUPPLIES	254	219	210	0.00	210	0.00
460	NON-CONSUMABLE ITEMS	80	194	525	0.00	525	0.00
470	COMPUTER SOFTWARE	8,996	10,071	10,500	0.00	11,000	0.00
480	COMPUTER HARDWARE	0	270	1,050	0.00	1,050	0.00

400 SUPPLIES AND MATERIALS 11,626 12,915 14,485 0.00 15,085 0.00

640	DUES AND FEES	9,685	10,046	9,000	0.00	10,000	0.00
-----	---------------	-------	--------	-------	------	--------	------

600 OTHER OBJECTS 9,685 10,046 9,000 0.00 10,000 0.00

Total Area 000 UNDESIGNATED 565,276 553,460 669,409 4.20 699,746 3.95

Total Function 2521 FISCAL SERVICE AREA DIRECTION 565,276 553,460 669,409 4.20 699,746 3.95

Function 2528 RISK MANAGEMENT SERVICES

Area 000 UNDESIGNATED

651	LIABILITY INSURANCE	96,612	93,737	100,000	0.00	123,000	0.00
653	PROPERTY INSURANCE PREMIUMS	238,585	303,151	341,000	0.00	355,000	0.00

600 OTHER OBJECTS 335,197 396,888 441,000 0.00 478,000 0.00

Total Area 000 UNDESIGNATED 335,197 396,888 441,000 0.00 478,000 0.00

Total Function 2528 RISK MANAGEMENT SERVICES 335,197 396,888 441,000 0.00 478,000 0.00

Function 2542 CARE & UPKEEP - BUILDINGS

Area 000 UNDESIGNATED

322	REPAIRS & MAINTENANCE SERVICES	273	135	3,000	0.00	3,000	0.00
325	ELECTRICITY	11,671	13,364	13,000	0.00	14,000	0.00
326	FUEL	869	676	2,000	0.00	1,000	0.00
327	WATER AND SEWAGE	3,505	3,053	3,500	0.00	3,500	0.00
328	GARBAGE	2,267	60	2,500	0.00	200	0.00
329	OTHER PROPERTY SERVICES	1,824	1,824	1,900	0.00	1,900	0.00
389	OTHER NON-INSTRUCTIONAL PROF & TECH SRVS	1,672	150	2,500	0.00	1,500	0.00

300 PURCHASED SERVICES 22,082 19,263 28,400 0.00 25,100 0.00

413	CUSTODIAL/MAINTENANCE SUPPLIES	3,125	3,391	4,000	0.00	4,000	0.00
460	NON-CONSUMABLE ITEMS	1,526	1,742	1,500	0.00	2,000	0.00

400 SUPPLIES AND MATERIALS 4,652 5,133 5,500 0.00 6,000 0.00

Requirements Report

			2022-23 Actuals	2023-24 Actuals	Current Year Budget	Current Year FTE	Proposed 25-26 Budget	Proposed 25-26 FTE
Center 400 DISTRICT OFFICE								
542	REPLACEMENT EQUIPMENT PURCHASES		8,995	0	0	0.00	0	0.00
500	CAPITAL OUTLAY		8,995	0	0	0.00	0	0.00
Total Area	000	UNDESIGNATED	35,728	24,396	33,900	0.00	31,100	0.00
Total Function	2542	CARE & UPKEEP - BUILDINGS	35,728	24,396	33,900	0.00	31,100	0.00
Function	2543	CARE & UPKEEP - GROUNDS						
Area	000	UNDESIGNATED						
322	REPAIRS & MAINTENANCE SERVICES		0	0	200	0.00	500	0.00
324	RENTALS		0	613	0	0.00	0	0.00
329	OTHER PROPERTY SERVICES		467	498	490	0.00	515	0.00
300	PURCHASED SERVICES		467	1,111	690	0.00	1,015	0.00
413	CUSTODIAL/MAINTENANCE SUPPLIES		0	30	1,365	0.00	1,365	0.00
460	NON-CONSUMABLE ITEMS		96	0	0	0.00	0	0.00
400	SUPPLIES AND MATERIALS		96	30	1,365	0.00	1,365	0.00
640	DUES AND FEES		50	0	0	0.00	0	0.00
600	OTHER OBJECTS		50	0	0	0.00	0	0.00
Total Area	000	UNDESIGNATED	613	1,141	2,055	0.00	2,380	0.00
Total Function	2543	CARE & UPKEEP - GROUNDS	613	1,141	2,055	0.00	2,380	0.00
Function	2546	SECURITY SERVICES						
Area	000	UNDESIGNATED						
322	REPAIRS & MAINTENANCE SERVICES		0	24	0	0.00	0	0.00
389	OTHER NON-INSTRUCTIONAL PROF & TECH SRVS		582	851	900	0.00	900	0.00
300	PURCHASED SERVICES		582	875	900	0.00	900	0.00
413	CUSTODIAL/MAINTENANCE SUPPLIES		0	163	0	0.00	0	0.00
414	FOOD SUPPLIES		51	0	105	0.00	105	0.00
460	NON-CONSUMABLE ITEMS		0	4,299	0	0.00	0	0.00
400	SUPPLIES AND MATERIALS		51	4,462	105	0.00	105	0.00
Total Area	000	UNDESIGNATED	633	5,337	1,005	0.00	1,005	0.00
Total Function	2546	SECURITY SERVICES	633	5,337	1,005	0.00	1,005	0.00
Function	2547	ASBESTOS/RADON MANAGEMENT						

Requirements Report

2022-23 Actuals 2023-24 Actuals Current Year Budget Current Year FTE Proposed 25-26 Budget Proposed 25-26 FTE

Center 400 DISTRICT OFFICE

Fund 100 GENERAL FUND

Function 2547 ASBESTOS/RADON MANAGEMENT							
Area 000 UNDESIGNATED							
329 OTHER PROPERTY SERVICES		0	0	525	0.00	0	0.00
300 PURCHASED SERVICES		0	0	525	0.00	0	0.00
Total Area 000 UNDESIGNATED		0	0	525	0.00	0	0.00
Total Function 2547 ASBESTOS/RADON MANAGEMENT		0	0	525	0.00	0	0.00
Function 2574 PRINTING, PUBLISHING & DUPLICATING SERVICES							
Area 000 UNDESIGNATED							
355 PRINTING AND BINDING		516	2,269	1,000	0.00	2,500	0.00
300 PURCHASED SERVICES		516	2,269	1,000	0.00	2,500	0.00
Total Area 000 UNDESIGNATED		516	2,269	1,000	0.00	2,500	0.00
Total Function 2574 PRINTING, PUBLISHING & DUPLICATING SERVICES		516	2,269	1,000	0.00	2,500	0.00
Function 2633 PUBLIC INFORMATION SERVICES							
Area 000 UNDESIGNATED							
112 CLASSIFIED SALARIES		63,929	65,517	65,500	1.00	80,804	1.00
100 SALARIES		63,929	65,517	65,500	1.00	80,804	1.00
212 EMPLOYEE CONTRIBUTION, PICK-UP		3,836	3,931	3,930	0.00	4,848	0.00
216 EMPLOYER CONTRIBUTION OPSRP		6,534	7,043	7,041	0.00	14,440	0.00
220 SOCIAL SECURITY ADMINISTRATION		4,891	5,012	5,011	0.00	6,182	0.00
231 WORKERS' COMPENSATION		301	148	335	0.00	375	0.00
232 UNEMPLOYMENT COMPENSATION		0	0	1,389	0.00	1,212	0.00
233 OR PFMLI		0	220	262	0.00	323	0.00
240 CONTRACTUAL EMPLOYEE BENEFITS		25,877	26,571	28,322	0.00	29,139	0.00
200 ASSOCIATED PAYROLL COSTS		41,437	42,925	46,289	0.00	56,518	0.00
324 RENTALS		0	468	700	0.00	700	0.00
342 TRAVEL, OUT OF DISTRICT		1,911	86	4,000	0.00	4,000	0.00
353 POSTAGE		2,549	3,470	4,515	0.00	4,515	0.00
389 OTHER NON-INSTRUCTIONAL PROF & TECH SRVS		302	261	400	0.00	400	0.00
300 PURCHASED SERVICES		4,763	4,284	9,615	0.00	9,615	0.00
412 OFFICE SUPPLIES		423	0	110	0.00	110	0.00

Requirements Report

2022-23 Actuals 2023-24 Actuals Current Year Budget Current Year FTE Proposed 25-26 Budget Proposed 25-26 FTE

Center 400 DISTRICT OFFICE

Fund 100 GENERAL FUND

Function 2633 PUBLIC INFORMATION SERVICES

Area 000 UNDESIGNATED

415	MISCELLANEOUS & TECH SUPPLIES	138	321	400	0.00	400	0.00
416	NETWORK PRINTER SUPPLIES	0	654	500	0.00	500	0.00
460	NON-CONSUMABLE ITEMS	774	5,691	500	0.00	500	0.00
470	COMPUTER SOFTWARE	249	851	300	0.00	300	0.00
480	COMPUTER HARDWARE	1,656	0	0	0.00	0	0.00

400 SUPPLIES AND MATERIALS 3,240 7,517 1,810 0.00 1,810 0.00

640	DUES AND FEES	85	115	200	0.00	200	0.00
-----	---------------	----	-----	-----	------	-----	------

600 OTHER OBJECTS 85 115 200 0.00 200 0.00

Total Area 000 UNDESIGNATED 113,454 120,359 123,414 1.00 148,947 1.00

Total Function 2633 PUBLIC INFORMATION SERVICES 113,454 120,359 123,414 1.00 148,947 1.00

Function 2641 STAFF SERVICES/SERV. AREA DIRECTON

Area 000 UNDESIGNATED

112	CLASSIFIED SALARIES	98,709	102,343	105,835	1.50	137,636	1.75
113	ADMINISTRATORS	159,609	160,408	167,431	1.00	185,080	1.00
131	ADDITIONAL CERT SALARY	334	220	0	0.00	0	0.00
132	ADDITIONAL CLAS SALARY	0	274	0	0.00	0	0.00
138	MILEAGE STIPEND	4,000	4,000	4,000	0.00	4,000	0.00

100 SALARIES 262,652 267,245 277,266 2.50 326,716 2.75

211	EMPLOYER CONTRIBUTION TIER 1 & 2	30,342	32,265	32,581	0.00	60,056	0.00
212	EMPLOYEE CONTRIBUTION, PICK-UP	15,165	15,807	16,036	0.00	18,711	0.00
216	EMPLOYER CONTRIBUTION OPSRP	2,581	2,799	2,959	0.00	8,990	0.00
217	RETIREE TIER 1 & 2 CONTRIBUTION	1,444	535	0	0.00	0	0.00
220	SOCIAL SECURITY ADMINISTRATION	19,933	20,042	20,446	0.00	28,857	0.00
231	WORKERS' COMPENSATION	1,169	578	1,290	0.00	1,423	0.00
232	UNEMPLOYMENT COMPENSATION	0	0	5,666	0.00	4,678	0.00
233	OR PFMLI	0	873	1,069	0.00	1,247	0.00
240	CONTRACTUAL EMPLOYEE BENEFITS	65,193	64,217	70,728	0.00	80,192	0.00

200 ASSOCIATED PAYROLL COSTS 135,828 137,117 150,775 0.00 204,154 0.00

311	INSTRUCTIONAL SERVICES	0	233	0	0.00	0	0.00
324	RENTALS	621	1,026	700	0.00	700	0.00
342	TRAVEL, OUT OF DISTRICT	8,642	9,429	5,000	0.00	5,000	0.00
353	POSTAGE	0	22	95	0.00	95	0.00
354	ADVERTISING	1,340	550	3,000	0.00	3,000	0.00
382	LEGAL SERVICES	6,811	6,871	4,000	0.00	4,000	0.00

Requirements Report

2022-23 Actuals 2023-24 Actuals Current Year Budget Current Year FTE Proposed 25-26 Budget Proposed 25-26 FTE

Center 400 DISTRICT OFFICE

Fund 100 GENERAL FUND

Function 2641 STAFF SERVICES/SERV. AREA DIRECTON

Area 000 UNDESIGNATED

389	OTHER NON-INSTRUCTIONAL PROF & TECH SRVS	9,182	26,918	28,000	0.00	28,000	0.00
390	OTHER GENERAL PROF & TECHNOLOGICAL SERVI	56	160	0	0.00	0	0.00

300	PURCHASED SERVICES	26,653	45,210	40,795	0.00	40,795	0.00
------------	---------------------------	---------------	---------------	---------------	-------------	---------------	-------------

411	CLASSROOM/LAB SUPPLIES	222	8,767	0	0.00	0	0.00
412	OFFICE SUPPLIES	630	862	53	0.00	53	0.00
414	FOOD SUPPLIES	871	4,389	525	0.00	525	0.00
415	MISCELLANEOUS & TECH SUPPLIES	699	1,833	210	0.00	210	0.00
416	NETWORK PRINTER SUPPLIES	163	557	300	0.00	300	0.00
440	PERIODICALS	729	397	0	0.00	0	0.00
460	NON-CONSUMABLE ITEMS	0	27	525	0.00	525	0.00
470	COMPUTER SOFTWARE	41,633	29,632	29,000	0.00	43,400	0.00
480	COMPUTER HARDWARE	3,686	300	840	0.00	840	0.00

400	SUPPLIES AND MATERIALS	48,632	46,765	31,453	0.00	45,853	0.00
------------	-------------------------------	---------------	---------------	---------------	-------------	---------------	-------------

640	DUES AND FEES	2,129	2,018	1,785	0.00	1,785	0.00
-----	---------------	-------	-------	-------	------	-------	------

600	OTHER OBJECTS	2,129	2,018	1,785	0.00	1,785	0.00
------------	----------------------	--------------	--------------	--------------	-------------	--------------	-------------

Total Area	000 UNDESIGNATED	475,893	498,354	502,073	2.50	619,303	2.75
-------------------	-------------------------	----------------	----------------	----------------	-------------	----------------	-------------

Area 310 NON-INSTRUCTIONAL STAFF DEVELOPMENT

318	PROF & IMPROVE COSTS NON-INSTRUCTIONAL ST.	1,220	0	0	0.00	0	0.00
-----	--	-------	---	---	------	---	------

300	PURCHASED SERVICES	1,220	0	0	0.00	0	0.00
------------	---------------------------	--------------	----------	----------	-------------	----------	-------------

Total Area	310 NON-INSTRUCTIONAL STAFF DEVELOPMENT	1,220	0	0	0.00	0	0.00
-------------------	--	--------------	----------	----------	-------------	----------	-------------

Total Function	2641 STAFF SERVICES/SERV. AREA DIRECTON	477,113	498,354	502,073	2.50	619,303	2.75
-----------------------	--	----------------	----------------	----------------	-------------	----------------	-------------

Function 2645 HEALTH SERVICES

Area 000 UNDESIGNATED

415	MISCELLANEOUS & TECH SUPPLIES	424	0	0	0.00	0	0.00
-----	-------------------------------	-----	---	---	------	---	------

400	SUPPLIES AND MATERIALS	424	0	0	0.00	0	0.00
------------	-------------------------------	------------	----------	----------	-------------	----------	-------------

Total Area	000 UNDESIGNATED	424	0	0	0.00	0	0.00
-------------------	-------------------------	------------	----------	----------	-------------	----------	-------------

Total Function	2645 HEALTH SERVICES	424	0	0	0.00	0	0.00
-----------------------	-----------------------------	------------	----------	----------	-------------	----------	-------------

Requirements Report

2022-23 Actuals 2023-24 Actuals Current Year Budget Current Year FTE Proposed 25-26 Budget Proposed 25-26 FTE

Center 400 DISTRICT OFFICE

Fund 100 GENERAL FUND

Function 2661 TECHNOLOGY SERVICE AREA DIRECTION

Area 000 UNDESIGNATED

390 OTHER GENERAL PROF & TECHNOLOGICAL SERVII 0 506 0 0.00 0 0.00

300 PURCHASED SERVICES 0 506 0 0.00 0 0.00

Total Area 000 UNDESIGNATED 0 506 0 0.00 0 0.00

Total Function 2661 TECHNOLOGY SERVICE AREA DIRECTION 0 506 0 0.00 0 0.00

Function 2669 OTHER TECHNOLOGY SERVICES

Area 000 UNDESIGNATED

351 TELEPHONE 4,345 4,602 4,500 0.00 4,700 0.00

359 OTHER COMMUNICATION SERVICES 3,966 5,154 5,500 0.00 5,500 0.00

300 PURCHASED SERVICES 8,310 9,756 10,000 0.00 10,200 0.00

460 NON-CONSUMABLE ITEMS 0 63 0 0.00 0 0.00

400 SUPPLIES AND MATERIALS 0 63 0 0.00 0 0.00

Total Area 000 UNDESIGNATED 8,310 9,819 10,000 0.00 10,200 0.00

Total Function 2669 OTHER TECHNOLOGY SERVICES 8,310 9,819 10,000 0.00 10,200 0.00

Function 2680 INTERPRETATION AND TRANSLATION SERVICES

Area 000 UNDESIGNATED

132 ADDITIONAL CLAS SALARY 2,276 2,424 2,000 0.00 5,000 0.00

100 SALARIES 2,276 2,424 2,000 0.00 5,000 0.00

211 EMPLOYER CONTRIBUTION TIER 1 & 2 0 90 0 0.00 0 0.00

212 EMPLOYEE CONTRIBUTION, PICK-UP 0 40 0 0.00 0 0.00

218 RETIREE OPSRP CONTRIBUTION 233 190 0 0.00 0 0.00

220 SOCIAL SECURITY ADMINISTRATION 174 184 0 0.00 0 0.00

231 WORKERS' COMPENSATION 11 6 0 0.00 0 0.00

233 OR PFMLI 0 8 0 0.00 0 0.00

200 ASSOCIATED PAYROLL COSTS 418 517 0 0.00 0 0.00

389 OTHER NON-INSTRUCTIONAL PROF & TECH SRVS 1,500 1,500 1,500 0.00 1,500 0.00

300 PURCHASED SERVICES 1,500 1,500 1,500 0.00 1,500 0.00

Requirements Report

2022-23 Actuals 2023-24 Actuals Current Year Budget Current Year FTE Proposed 25-26 Budget Proposed 25-26 FTE

Center 400 DISTRICT OFFICE

Total Area	000 UNDESIGNATED	4,194	4,440	3,500	0.00	6,500	0.00
Area	280 ESL						
132	ADDITIONAL CLAS SALARY	627	0	0	0.00	0	0.00
100	SALARIES	627	0	0	0.00	0	0.00
218	RETIREE OPSRP CONTRIBUTION	64	0	0	0.00	0	0.00
220	SOCIAL SECURITY ADMINISTRATION	48	0	0	0.00	0	0.00
231	WORKERS' COMPENSATION	3	0	0	0.00	0	0.00
200	ASSOCIATED PAYROLL COSTS	115	0	0	0.00	0	0.00

Total Area	280 ESL	742	0	0	0.00	0	0.00
-------------------	----------------	------------	----------	----------	-------------	----------	-------------

Total Function	2680 INTERPRETATION AND TRANSLATION SERVICES	4,936	4,440	3,500	0.00	6,500	0.00
-----------------------	---	--------------	--------------	--------------	-------------	--------------	-------------

Function 2690 OTHER SUPPORT SERVICES - CENTRAL

Area 000 UNDESIGNATED

211	EMPLOYER CONTRIBUTION TIER 1 & 2	10	7	0	0.00	0	0.00
212	EMPLOYEE CONTRIBUTION, PICK-UP	13	0	0	0.00	0	0.00
216	EMPLOYER CONTRIBUTION OPSRP	47	66	0	0.00	0	0.00

200	ASSOCIATED PAYROLL COSTS	70	73	0	0.00	0	0.00
------------	---------------------------------	-----------	-----------	----------	-------------	----------	-------------

Total Area	000 UNDESIGNATED	70	73	0	0.00	0	0.00
-------------------	-------------------------	-----------	-----------	----------	-------------	----------	-------------

Total Function	2690 OTHER SUPPORT SERVICES - CENTRAL	70	73	0	0.00	0	0.00
-----------------------	--	-----------	-----------	----------	-------------	----------	-------------

Major Function	2000 SUPPORT SERVICES	2,190,029	2,322,645	2,494,561	9.70	2,796,259	9.70
-----------------------	------------------------------	------------------	------------------	------------------	-------------	------------------	-------------

Function 4120 SITE ACQUISITION & DEVELOPMENT SERVICES

Area 000 UNDESIGNATED

510	LAND ACQUISITION	0	6,967	0	0.00	0	0.00
-----	------------------	---	-------	---	------	---	------

500	CAPITAL OUTLAY	0	6,967	0	0.00	0	0.00
------------	-----------------------	----------	--------------	----------	-------------	----------	-------------

Total Area	000 UNDESIGNATED	0	6,967	0	0.00	0	0.00
-------------------	-------------------------	----------	--------------	----------	-------------	----------	-------------

Total Function	4120 SITE ACQUISITION & DEVELOPMENT SERVICES	0	6,967	0	0.00	0	0.00
-----------------------	---	----------	--------------	----------	-------------	----------	-------------

Function 4150 BUILDING ACQUISITION, CONSTRUCTION, IMPROVEMENT

Area 000 UNDESIGNATED

Requirements Report

2022-23 Actuals 2023-24 Actuals Current Year Budget Current Year FTE Proposed 25-26 Budget Proposed 25-26 FTE

Center 400 DISTRICT OFFICE

Fund 100 GENERAL FUND

Function 4150 BUILDING ACQUISITION, CONSTRUCTION, IMPROVEMENT

Area 000 UNDESIGNATED

520 BUILDINGS ACQUISITION 0 0 200,000 0.00 300,000 0.00

500 CAPITAL OUTLAY 0 0 200,000 0.00 300,000 0.00

Total Area 000 UNDESIGNATED 0 0 200,000 0.00 300,000 0.00

Total Function 4150 BUILDING ACQUISITION, CONSTRUCTION, IMPROVEMENT 0 0 200,000 0.00 300,000 0.00

Major Function 4000 FACILITIES ACQUISITION AND CONSTRUCTION 0 6,967 200,000 0.00 300,000 0.00

Total Fund 100 GENERAL FUND 2,190,029 2,329,612 2,694,561 9.70 3,096,259 9.70

Total Center 400 DISTRICT OFFICE 2,190,029 2,329,612 2,694,561 9.70 3,096,259 9.70

Requirements Report

2022-23 Actuals 2023-24 Actuals Current Year Budget Current Year FTE Proposed 25-26 Budget Proposed 25-26 FTE

Center 401 PHS

Fund 100 GENERAL FUND

Function 1131 HIGH SCHOOL PROGRAMS

Area 050 GENERAL CLASSROOM INSTRUCTION

111	LICENSED SALARIES	337	0	0	0.00	0	0.00
112	CLASSIFIED SALARIES	33,935	35,434	36,867	0.94	37,971	0.94
121	SUBSTITUTES - LICENSED	4,070	3,791	5,000	0.00	10,000	0.00
122	SUBSTITUTES - CLASSIFIED	1,151	2,554	500	0.00	0	0.00
131	ADDITIONAL CERT SALARY	4,378	2,953	2,000	0.00	2,500	0.00
132	ADDITIONAL CLAS SALARY	799	408	0	0.00	0	0.00

100 SALARIES 44,670 45,141 44,367 0.94 50,471 0.94

211	EMPLOYER CONTRIBUTION TIER 1 & 2	179	108	0	0.00	0	0.00
212	EMPLOYEE CONTRIBUTION, PICK-UP	2,362	2,397	2,212	0.00	2,278	0.00
216	EMPLOYER CONTRIBUTION OPSRP	4,004	4,210	3,963	0.00	6,786	0.00
217	RETIREE TIER 1 & 2 CONTRIBUTION	439	248	0	0.00	0	0.00
218	RETIREE OPSRP CONTRIBUTION	0	30	0	0.00	0	0.00
220	SOCIAL SECURITY ADMINISTRATION	3,204	3,384	2,753	0.00	2,745	0.00
231	WORKERS' COMPENSATION	130	104	175	0.00	180	0.00
232	UNEMPLOYMENT COMPENSATION	0	0	763	0.00	538	0.00
233	OR PFMLI	0	177	144	0.00	144	0.00
240	CONTRACTUAL EMPLOYEE BENEFITS	19,128	19,781	20,501	0.00	21,101	0.00

200 ASSOCIATED PAYROLL COSTS 29,446 30,440 30,511 0.00 33,772 0.00

311	INSTRUCTIONAL SERVICES	70,207	151,542	172,000	0.00	170,000	0.00
314	INSTRUCTIONAL SERVICES- CLASSIFIED I.A. SUBS*	0	2,431	3,000	0.00	6,000	0.00
390	OTHER GENERAL PROF & TECHNOLOGICAL SERVI	5,759	3,907	2,000	0.00	2,000	0.00

300 PURCHASED SERVICES 75,965 157,880 177,000 0.00 178,000 0.00

411	CLASSROOM/LAB SUPPLIES	3,520	4,071	2,500	0.00	2,500	0.00
413	CUSTODIAL/MAINTENANCE SUPPLIES	124	0	0	0.00	0	0.00
415	MISCELLANEOUS & TECH SUPPLIES	155	117	0	0.00	0	0.00
416	NETWORK PRINTER SUPPLIES	0	0	465	0.00	465	0.00
460	NON-CONSUMABLE ITEMS	216	0	0	0.00	0	0.00
470	COMPUTER SOFTWARE	1,630	784	0	0.00	0	0.00
480	COMPUTER HARDWARE	2,703	0	0	0.00	5,000	0.00

400 SUPPLIES AND MATERIALS 8,348 4,972 2,965 0.00 7,965 0.00

640	DUES AND FEES	480	809	473	0.00	972	0.00
-----	---------------	-----	-----	-----	------	-----	------

600 OTHER OBJECTS 480 809 473 0.00 972 0.00

Total Area 050 GENERAL CLASSROOM INSTRUCTION 158,909 239,241 255,316 0.94 271,181 0.94

Area 100 ENGLISH

111	LICENSED SALARIES	294,898	315,120	329,173	4.00	343,997	4.00
-----	-------------------	---------	---------	---------	------	---------	------

Requirements Report

2022-23 Actuals 2023-24 Actuals Current Year Budget Current Year FTE Proposed 25-26 Budget Proposed 25-26 FTE

Center 401 PHS

Fund 100 GENERAL FUND

Function 1131 HIGH SCHOOL PROGRAMS

Area 100 ENGLISH

131	ADDITIONAL CERT SALARY	0	35	0	0.00	0	0.00
100	SALARIES	294,898	315,156	329,173	4.00	343,997	4.00
212	EMPLOYEE CONTRIBUTION, PICK-UP	17,169	18,909	19,750	0.00	20,640	0.00
216	EMPLOYER CONTRIBUTION OPSRP	29,245	33,879	35,386	0.00	68,381	0.00
220	SOCIAL SECURITY ADMINISTRATION	22,360	23,822	24,800	0.00	26,070	0.00
231	WORKERS' COMPENSATION	831	698	1,503	0.00	1,568	0.00
232	UNEMPLOYMENT COMPENSATION	0	0	6,873	0.00	5,112	0.00
233	OR PFMLI	0	1,246	1,297	0.00	1,363	0.00
240	CONTRACTUAL EMPLOYEE BENEFITS	75,078	76,076	80,301	0.00	82,540	0.00
200	ASSOCIATED PAYROLL COSTS	144,683	154,631	169,910	0.00	205,673	0.00
322	REPAIRS & MAINTENANCE SERVICES	7	0	50	0.00	50	0.00
300	PURCHASED SERVICES	7	0	50	0.00	50	0.00
411	CLASSROOM/LAB SUPPLIES	1,612	2,204	1,950	0.00	2,450	0.00
415	MISCELLANEOUS & TECH SUPPLIES	0	20	50	0.00	50	0.00
416	NETWORK PRINTER SUPPLIES	0	0	200	0.00	0	0.00
420	TEXTBOOKS	1,887	951	1,125	0.00	1,125	0.00
460	NON-CONSUMABLE ITEMS	149	0	500	0.00	200	0.00
470	COMPUTER SOFTWARE	96	144	142	0.00	142	0.00
480	COMPUTER HARDWARE	0	1,149	236	0.00	236	0.00
400	SUPPLIES AND MATERIALS	3,744	4,468	4,203	0.00	4,203	0.00

Total Area 100 ENGLISH 443,333 474,254 503,335 4.00 553,923 4.00

Area 110 SOCIAL STUDIES

111	LICENSED SALARIES	331,633	353,448	364,308	4.00	343,618	4.00
100	SALARIES	331,633	353,448	364,308	4.00	343,618	4.00
211	EMPLOYER CONTRIBUTION TIER 1 & 2	22,473	24,115	24,873	0.00	46,891	0.00
212	EMPLOYEE CONTRIBUTION, PICK-UP	19,898	21,207	21,859	0.00	20,617	0.00
216	EMPLOYER CONTRIBUTION OPSRP	16,643	18,920	19,488	0.00	27,717	0.00
220	SOCIAL SECURITY ADMINISTRATION	25,235	26,868	27,674	0.00	26,006	0.00
231	WORKERS' COMPENSATION	929	781	1,658	0.00	1,564	0.00
232	UNEMPLOYMENT COMPENSATION	0	0	7,669	0.00	7,099	0.00
233	OR PFMLI	0	1,405	1,447	0.00	2,760	0.00
240	CONTRACTUAL EMPLOYEE BENEFITS	67,050	82,594	95,830	0.00	97,926	0.00
200	ASSOCIATED PAYROLL COSTS	152,227	175,890	200,498	0.00	230,580	0.00
342	TRAVEL, OUT OF DISTRICT	25	0	0	0.00	0	0.00

Requirements Report

2022-23 Actuals 2023-24 Actuals Current Year Budget Current Year FTE Proposed 25-26 Budget Proposed 25-26 FTE

Center 401 PHS

300	PURCHASED SERVICES	25	0	0	0.00	0	0.00
411	CLASSROOM/LAB SUPPLIES	1,156	2,117	1,673	0.00	1,673	0.00
414	FOOD SUPPLIES	0	0	105	0.00	105	0.00
415	MISCELLANEOUS & TECH SUPPLIES	155	63	105	0.00	105	0.00
416	NETWORK PRINTER SUPPLIES	85	152	300	0.00	300	0.00
420	TEXTBOOKS	377	580	525	0.00	525	0.00
440	PERIODICALS	0	0	547	0.00	547	0.00
460	NON-CONSUMABLE ITEMS	0	273	998	0.00	998	0.00
470	COMPUTER SOFTWARE	80	0	0	0.00	0	0.00
480	COMPUTER HARDWARE	280	1,419	210	0.00	210	0.00

400	SUPPLIES AND MATERIALS	2,132	4,604	4,462	0.00	4,462	0.00
------------	-------------------------------	--------------	--------------	--------------	-------------	--------------	-------------

Total Area	110	SOCIAL STUDIES	486,018	533,942	569,268	4.00	578,660	4.00
-------------------	------------	-----------------------	----------------	----------------	----------------	-------------	----------------	-------------

Area 120 SCIENCE

111	LICENSED SALARIES	162,407	161,171	242,270	3.00	264,117	3.50
123	TEMPORARY - LICENSED	42,562	42,770	0	0.00	0	0.00

100	SALARIES	204,969	203,941	242,270	3.00	264,117	3.50
------------	-----------------	----------------	----------------	----------------	-------------	----------------	-------------

212	EMPLOYEE CONTRIBUTION, PICK-UP	7,436	8,703	9,074	0.00	15,847	0.00
216	EMPLOYER CONTRIBUTION OPSRP	12,666	15,594	16,257	0.00	47,198	0.00
217	RETIREE TIER 1 & 2 CONTRIBUTION	4,090	5,813	12,373	0.00	0	0.00
220	SOCIAL SECURITY ADMINISTRATION	15,676	15,648	18,510	0.00	20,129	0.00
231	WORKERS' COMPENSATION	580	454	1,107	0.00	1,210	0.00
232	UNEMPLOYMENT COMPENSATION	0	0	5,130	0.00	3,947	0.00
233	OR PFMLI	0	815	968	0.00	1,053	0.00
240	CONTRACTUAL EMPLOYEE BENEFITS	44,638	46,073	40,971	0.00	74,668	0.00

200	ASSOCIATED PAYROLL COSTS	85,086	93,099	104,388	0.00	164,052	0.00
------------	---------------------------------	---------------	---------------	----------------	-------------	----------------	-------------

343	TRAVEL-STUDENT, OUT OF DISTRICT	0	50	0	0.00	0	0.00
-----	---------------------------------	---	----	---	------	---	------

300	PURCHASED SERVICES	0	50	0	0.00	0	0.00
------------	---------------------------	----------	-----------	----------	-------------	----------	-------------

411	CLASSROOM/LAB SUPPLIES	6,170	3,738	4,450	0.00	4,450	0.00
414	FOOD SUPPLIES	0	0	210	0.00	210	0.00
415	MISCELLANEOUS & TECH SUPPLIES	0	0	105	0.00	105	0.00
416	NETWORK PRINTER SUPPLIES	0	0	300	0.00	300	0.00
420	TEXTBOOKS	0	0	525	0.00	525	0.00
460	NON-CONSUMABLE ITEMS	0	0	500	0.00	500	0.00
470	COMPUTER SOFTWARE	215	49	300	0.00	300	0.00
480	COMPUTER HARDWARE	0	2,098	525	0.00	525	0.00

400	SUPPLIES AND MATERIALS	6,385	5,885	6,915	0.00	6,915	0.00
------------	-------------------------------	--------------	--------------	--------------	-------------	--------------	-------------

Total Area	120	SCIENCE	296,439	302,975	353,573	3.00	435,084	3.50
-------------------	------------	----------------	----------------	----------------	----------------	-------------	----------------	-------------

Area 131 ART

Requirements Report

2022-23 Actuals 2023-24 Actuals Current Year Budget Current Year FTE Proposed 25-26 Budget Proposed 25-26 FTE

Center 401 PHS

Fund 100 GENERAL FUND

Function 1131 HIGH SCHOOL PROGRAMS

Area 131 ART

111	LICENSED SALARIES	83,866	89,259	91,514	1.00	94,258	1.00
100	SALARIES	83,866	89,259	91,514	1.00	94,258	1.00
211	EMPLOYER CONTRIBUTION TIER 1 & 2	11,179	12,130	12,437	0.00	19,841	0.00
212	EMPLOYEE CONTRIBUTION, PICK-UP	5,032	5,356	5,491	0.00	5,655	0.00
220	SOCIAL SECURITY ADMINISTRATION	6,416	6,828	7,001	0.00	7,211	0.00
231	WORKERS' COMPENSATION	237	198	418	0.00	431	0.00
232	UNEMPLOYMENT COMPENSATION	0	0	1,940	0.00	1,414	0.00
233	OR PFMLI	0	357	366	0.00	377	0.00
240	CONTRACTUAL EMPLOYEE BENEFITS	19,033	19,761	20,481	0.00	21,081	0.00
200	ASSOCIATED PAYROLL COSTS	41,896	44,629	48,134	0.00	56,010	0.00
411	CLASSROOM/LAB SUPPLIES	8,356	14,152	9,450	0.00	9,450	0.00
460	NON-CONSUMABLE ITEMS	0	0	550	0.00	550	0.00
470	COMPUTER SOFTWARE	0	0	210	0.00	210	0.00
480	COMPUTER HARDWARE	1,355	0	315	0.00	315	0.00
400	SUPPLIES AND MATERIALS	9,711	14,152	10,525	0.00	10,525	0.00

Total Area 131 ART 135,473 148,040 150,173 1.00 160,793 1.00

Area 132 INSTRUMENTAL MUSIC

111	LICENSED SALARIES	40,396	43,447	44,544	0.50	45,881	0.50
100	SALARIES	40,396	43,447	44,544	0.50	45,881	0.50
211	EMPLOYER CONTRIBUTION TIER 1 & 2	5,385	5,904	6,054	0.00	9,658	0.00
212	EMPLOYEE CONTRIBUTION, PICK-UP	2,424	2,607	2,673	0.00	2,753	0.00
220	SOCIAL SECURITY ADMINISTRATION	2,974	3,207	3,278	0.00	3,393	0.00
231	WORKERS' COMPENSATION	114	96	203	0.00	209	0.00
232	UNEMPLOYMENT COMPENSATION	0	0	908	0.00	665	0.00
233	OR PFMLI	0	168	171	0.00	177	0.00
240	CONTRACTUAL EMPLOYEE BENEFITS	9,345	9,880	10,240	0.00	10,540	0.00
200	ASSOCIATED PAYROLL COSTS	20,242	21,862	23,528	0.00	27,397	0.00
319	OTHER INSTRUCTIONAL, PROF & TECHNICAL SRVE	2,000	0	0	0.00	0	0.00
322	REPAIRS & MAINTENANCE SERVICES	970	0	1,048	0.00	1,048	0.00
343	TRAVEL-STUDENT, OUT OF DISTRICT	639	1,137	900	0.00	900	0.00
349	OTHER TRAVEL	512	0	0	0.00	0	0.00
300	PURCHASED SERVICES	4,121	1,137	1,948	0.00	1,948	0.00
411	CLASSROOM/LAB SUPPLIES	1,893	3,258	2,310	0.00	2,310	0.00
460	NON-CONSUMABLE ITEMS	0	0	5,000	0.00	5,000	0.00

Requirements Report

			2022-23 Actuals	2023-24 Actuals	Current Year Budget	Current Year FTE	Proposed 25-26 Budget	Proposed 25-26 FTE
Center 401 PHS								
400	SUPPLIES AND MATERIALS		1,893	3,258	7,310	0.00	7,310	0.00
541	INITIAL & ADDITIONAL EQUIPMENT PURCHASE		35,424	0	0	0.00	0	0.00
500	CAPITAL OUTLAY		35,424	0	0	0.00	0	0.00
640	DUES AND FEES		1,100	1,150	525	0.00	525	0.00
600	OTHER OBJECTS		1,100	1,150	525	0.00	525	0.00
Total Area	132 INSTRUMENTAL MUSIC		103,176	70,854	77,855	0.50	83,060	0.50
Area	133 VOCAL MUSIC							
322	REPAIRS & MAINTENANCE SERVICES		0	0	729	0.00	729	0.00
300	PURCHASED SERVICES		0	0	729	0.00	729	0.00
411	CLASSROOM/LAB SUPPLIES		0	0	473	0.00	473	0.00
414	FOOD SUPPLIES		0	0	105	0.00	105	0.00
416	NETWORK PRINTER SUPPLIES		0	0	100	0.00	100	0.00
460	NON-CONSUMABLE ITEMS		0	0	391	0.00	391	0.00
470	COMPUTER SOFTWARE		0	0	53	0.00	53	0.00
400	SUPPLIES AND MATERIALS		0	0	1,121	0.00	1,121	0.00
640	DUES AND FEES		0	0	210	0.00	210	0.00
600	OTHER OBJECTS		0	0	210	0.00	210	0.00
Total Area	133 VOCAL MUSIC		0	0	2,060	0.00	2,060	0.00
Area	134 PHOTO VIDEO							
111	LICENSED SALARIES		60,330	65,314	69,561	1.00	74,083	1.00
100	SALARIES		60,330	65,314	69,561	1.00	74,083	1.00
212	EMPLOYEE CONTRIBUTION, PICK-UP		3,620	3,919	4,174	0.00	4,445	0.00
216	EMPLOYER CONTRIBUTION OPSRP		6,166	7,021	7,478	0.00	13,239	0.00
220	SOCIAL SECURITY ADMINISTRATION		4,510	4,885	5,213	0.00	5,558	0.00
231	WORKERS' COMPENSATION		173	147	322	0.00	342	0.00
232	UNEMPLOYMENT COMPENSATION		0	0	1,445	0.00	1,090	0.00
233	OR PFMLI		0	255	273	0.00	291	0.00
240	CONTRACTUAL EMPLOYEE BENEFITS		19,033	19,761	20,481	0.00	21,081	0.00
200	ASSOCIATED PAYROLL COSTS		33,502	35,989	39,385	0.00	46,045	0.00
322	REPAIRS & MAINTENANCE SERVICES		0	0	50	0.00	50	0.00
300	PURCHASED SERVICES		0	0	50	0.00	50	0.00
411	CLASSROOM/LAB SUPPLIES		260	447	945	0.00	1,834	0.00
416	NETWORK PRINTER SUPPLIES		65	0	0	0.00	0	0.00
460	NON-CONSUMABLE ITEMS		0	92	1,289	0.00	400	0.00

Requirements Report

2022-23 Actuals	2023-24 Actuals	Current Year Budget	Current Year FTE	Proposed 25-26 Budget	Proposed 25-26 FTE
-----------------	-----------------	---------------------	------------------	-----------------------	--------------------

Center 401 PHS

Fund 100 GENERAL FUND

Function 1131 HIGH SCHOOL PROGRAMS

Area 134 PHOTO VIDEO

470	COMPUTER SOFTWARE	0	0	735	0.00	735	0.00
480	COMPUTER HARDWARE	0	1,999	0	0.00	0	0.00
400	SUPPLIES AND MATERIALS	325	2,538	2,969	0.00	2,969	0.00

Total Area	134 PHOTO VIDEO	94,157	103,841	111,965	1.00	123,147	1.00
-------------------	------------------------	---------------	----------------	----------------	-------------	----------------	-------------

Area 135 THEATER

343	TRAVEL-STUDENT, OUT OF DISTRICT	0	0	340	0.00	340	0.00
300	PURCHASED SERVICES	0	0	340	0.00	340	0.00
411	CLASSROOM/LAB SUPPLIES	1,158	2,566	0	0.00	0	0.00
420	TEXTBOOKS	52	0	0	0.00	0	0.00
460	NON-CONSUMABLE ITEMS	3,169	1,124	0	0.00	0	0.00
400	SUPPLIES AND MATERIALS	4,380	3,690	0	0.00	0	0.00
640	DUES AND FEES	390	375	2,835	0.00	2,835	0.00
600	OTHER OBJECTS	390	375	2,835	0.00	2,835	0.00

Total Area	135 THEATER	4,770	4,065	3,175	0.00	3,175	0.00
-------------------	--------------------	--------------	--------------	--------------	-------------	--------------	-------------

Area 180 MATHEMATICS

111	LICENSED SALARIES	273,740	275,611	288,817	4.00	343,211	4.50
123	TEMPORARY - LICENSED	15,456	0	0	0.00	0	0.00
131	ADDITIONAL CERT SALARY	100	35	0	0.00	0	0.00
100	SALARIES	289,296	275,646	288,817	4.00	343,211	4.50
211	EMPLOYER CONTRIBUTION TIER 1 & 2	15,335	12,286	12,500	0.00	19,942	0.00
212	EMPLOYEE CONTRIBUTION, PICK-UP	16,693	12,249	17,329	0.00	20,593	0.00
216	EMPLOYER CONTRIBUTION OPSRP	16,656	12,229	21,160	0.00	44,402	0.00
220	SOCIAL SECURITY ADMINISTRATION	22,042	20,999	22,000	0.00	26,165	0.00
231	WORKERS' COMPENSATION	819	614	1,326	0.00	1,571	0.00
232	UNEMPLOYMENT COMPENSATION	0	0	6,097	0.00	5,130	0.00
233	OR PFMLI	0	1,098	1,150	0.00	1,368	0.00
240	CONTRACTUAL EMPLOYEE BENEFITS	65,113	86,431	94,138	0.00	121,327	0.00
200	ASSOCIATED PAYROLL COSTS	136,658	145,905	175,700	0.00	240,498	0.00
411	CLASSROOM/LAB SUPPLIES	1,570	1,428	840	0.00	840	0.00
416	NETWORK PRINTER SUPPLIES	238	0	200	0.00	200	0.00
420	TEXTBOOKS	0	0	315	0.00	315	0.00
460	NON-CONSUMABLE ITEMS	129	0	593	0.00	593	0.00

Requirements Report

2022-23 Actuals	2023-24 Actuals	Current Year Budget	Current Year FTE	Proposed 25-26 Budget	Proposed 25-26 FTE
-----------------	-----------------	---------------------	------------------	-----------------------	--------------------

Center 401 PHS

Fund 100 GENERAL FUND

Function	1131	HIGH SCHOOL PROGRAMS						
Area	180	MATHEMATICS						
470		COMPUTER SOFTWARE	368	0	105	0.00	105	0.00
480		COMPUTER HARDWARE	0	1,139	798	0.00	798	0.00
400		SUPPLIES AND MATERIALS	2,305	2,567	2,851	0.00	2,851	0.00
<hr/>								
Total Area	180	MATHEMATICS	428,260	424,118	467,368	4.00	586,560	4.50
Area	190	HEALTH EDUCATION						
111		LICENSED SALARIES	108,424	93,534	70,205	1.00	90,759	1.00
123		TEMPORARY - LICENSED	5,943	7,407	0	0.00	0	0.00
100		SALARIES	114,367	100,941	70,205	1.00	90,759	1.00
212		EMPLOYEE CONTRIBUTION, PICK-UP	6,071	6,057	4,212	0.00	5,446	0.00
216		EMPLOYER CONTRIBUTION OPSRP	10,342	10,851	7,547	0.00	16,219	0.00
220		SOCIAL SECURITY ADMINISTRATION	8,737	7,710	5,371	0.00	6,650	0.00
231		WORKERS' COMPENSATION	329	232	324	0.00	413	0.00
232		UNEMPLOYMENT COMPENSATION	0	0	1,488	0.00	1,304	0.00
233		OR PFMLI	0	394	281	0.00	348	0.00
240		CONTRACTUAL EMPLOYEE BENEFITS	19,034	20,454	19,778	0.00	26,353	0.00
200		ASSOCIATED PAYROLL COSTS	44,513	45,699	39,002	0.00	56,732	0.00
319		OTHER INSTRUCTIONAL, PROF & TECHNICAL SRVCS	0	107	0	0.00	0	0.00
322		REPAIRS & MAINTENANCE SERVICES	0	0	100	0.00	100	0.00
300		PURCHASED SERVICES	0	107	100	0.00	100	0.00
411		CLASSROOM/LAB SUPPLIES	644	1,128	1,376	0.00	1,376	0.00
416		NETWORK PRINTER SUPPLIES	93	0	0	0.00	0	0.00
460		NON-CONSUMABLE ITEMS	0	0	690	0.00	690	0.00
480		COMPUTER HARDWARE	140	0	0	0.00	0	0.00
400		SUPPLIES AND MATERIALS	877	1,128	2,065	0.00	2,065	0.00
640		DUES AND FEES	50	0	0	0.00	0	0.00
600		OTHER OBJECTS	50	0	0	0.00	0	0.00
<hr/>								
Total Area	190	HEALTH EDUCATION	159,807	147,875	111,372	1.00	149,656	1.00
Area	200	PHYSICAL EDUCATION						
111		LICENSED SALARIES	60,722	65,907	161,243	2.00	183,586	2.00
123		TEMPORARY - LICENSED	0	44,372	0	0.00	0	0.00
100		SALARIES	60,722	110,279	161,243	2.00	183,586	2.00

Requirements Report

		2022-23 Actuals	2023-24 Actuals	Current Year Budget	Current Year FTE	Proposed 25-26 Budget	Proposed 25-26 FTE
Center 401 PHS							
	212 EMPLOYEE CONTRIBUTION, PICK-UP	3,643	7,382	9,675	0.00	11,015	0.00
	216 EMPLOYER CONTRIBUTION OPSRP	6,206	13,227	17,334	0.00	32,807	0.00
	220 SOCIAL SECURITY ADMINISTRATION	4,643	8,366	12,178	0.00	13,764	0.00
	231 WORKERS' COMPENSATION	174	247	740	0.00	841	0.00
	232 UNEMPLOYMENT COMPENSATION	0	0	3,375	0.00	2,699	0.00
	233 OR PFMLI	0	437	637	0.00	720	0.00
	240 CONTRACTUAL EMPLOYEE BENEFITS	19,032	27,664	40,259	0.00	42,162	0.00
200	ASSOCIATED PAYROLL COSTS	33,698	57,323	84,196	0.00	104,006	0.00
	411 CLASSROOM/LAB SUPPLIES	987	2,145	1,270	0.00	2,300	0.00
	416 NETWORK PRINTER SUPPLIES	60	0	0	0.00	0	0.00
	460 NON-CONSUMABLE ITEMS	0	26	200	0.00	200	0.00
	480 COMPUTER HARDWARE	140	0	0	0.00	0	0.00
400	SUPPLIES AND MATERIALS	1,186	2,171	1,470	0.00	2,500	0.00
Total Area	200 PHYSICAL EDUCATION	95,607	169,772	246,909	2.00	290,093	2.00
Area	210 SECOND LANGUAGE						
	111 LICENSED SALARIES	146,750	171,628	177,178	2.00	150,608	2.00
100	SALARIES	146,750	171,628	177,178	2.00	150,608	2.00
	211 EMPLOYER CONTRIBUTION TIER 1 & 2	0	11,182	11,601	0.00	0	0.00
	212 EMPLOYEE CONTRIBUTION, PICK-UP	8,805	10,298	10,631	0.00	9,036	0.00
	216 EMPLOYER CONTRIBUTION OPSRP	14,998	9,605	9,870	0.00	26,914	0.00
	220 SOCIAL SECURITY ADMINISTRATION	10,470	12,720	13,150	0.00	11,141	0.00
	231 WORKERS' COMPENSATION	414	379	806	0.00	690	0.00
	232 UNEMPLOYMENT COMPENSATION	0	0	3,644	0.00	2,185	0.00
	233 OR PFMLI	0	665	688	0.00	583	0.00
	240 CONTRACTUAL EMPLOYEE BENEFITS	38,065	39,522	40,962	0.00	43,868	0.00
200	ASSOCIATED PAYROLL COSTS	72,751	84,370	91,351	0.00	94,416	0.00
	411 CLASSROOM/LAB SUPPLIES	1,707	1,071	1,470	0.00	1,470	0.00
	414 FOOD SUPPLIES	0	0	53	0.00	53	0.00
	416 NETWORK PRINTER SUPPLIES	66	0	200	0.00	200	0.00
	420 TEXTBOOKS	718	728	158	0.00	158	0.00
	440 PERIODICALS	0	108	0	0.00	0	0.00
	460 NON-CONSUMABLE ITEMS	0	0	840	0.00	840	0.00
400	SUPPLIES AND MATERIALS	2,491	1,907	2,720	0.00	2,720	0.00
Total Area	210 SECOND LANGUAGE	221,993	257,905	271,249	2.00	247,744	2.00
Area	270 CAREER-RELATED LEARNING						
	414 FOOD SUPPLIES	24	0	0	0.00	0	0.00
400	SUPPLIES AND MATERIALS	24	0	0	0.00	0	0.00

Requirements Report

2022-23 Actuals 2023-24 Actuals Current Year Budget Current Year FTE Proposed 25-26 Budget Proposed 25-26 FTE

Center 401 PHS

Total Area	270	CAREER-RELATED LEARNING	24	0	0	0.00	0	0.00
<hr/>								
Area	271	AUTO SHOP						
111		LICENSED SALARIES	82,262	63,567	67,274	1.00	71,647	1.00
100		SALARIES	82,262	63,567	67,274	1.00	71,647	1.00
212		EMPLOYEE CONTRIBUTION, PICK-UP	0	2,305	0	0.00	4,299	0.00
216		EMPLOYER CONTRIBUTION OPSRP	0	3,982	0	0.00	12,803	0.00
217		RETIREE TIER 1 & 2 CONTRIBUTION	10,966	0	0	0.00	0	0.00
220		SOCIAL SECURITY ADMINISTRATION	6,234	5,515	5,100	0.00	5,435	0.00
231		WORKERS' COMPENSATION	231	161	310	0.00	329	0.00
232		UNEMPLOYMENT COMPENSATION	0	0	1,413	0.00	1,066	0.00
233		OR PFMLI	0	288	267	0.00	284	0.00
240		CONTRACTUAL EMPLOYEE BENEFITS	15,859	19,817	20,481	0.00	21,081	0.00
200		ASSOCIATED PAYROLL COSTS	33,289	32,069	27,571	0.00	45,297	0.00
312		INSTRUCTIONAL PROGRAMS IMPROVEMENT SRVS	0	7,066	0	0.00	0	0.00
322		REPAIRS & MAINTENANCE SERVICES	0	0	200	0.00	200	0.00
389		OTHER NON-INSTRUCTIONAL PROF & TECH SRVS	489	0	600	0.00	600	0.00
300		PURCHASED SERVICES	489	7,066	800	0.00	800	0.00
411		CLASSROOM/LAB SUPPLIES	3,344	2,155	2,310	0.00	2,310	0.00
416		NETWORK PRINTER SUPPLIES	66	0	100	0.00	100	0.00
420		TEXTBOOKS	0	60	210	0.00	210	0.00
460		NON-CONSUMABLE ITEMS	853	104	840	0.00	840	0.00
470		COMPUTER SOFTWARE	574	624	263	0.00	263	0.00
400		SUPPLIES AND MATERIALS	4,837	2,943	3,723	0.00	3,723	0.00
640		DUES AND FEES	101	0	0	0.00	0	0.00
600		OTHER OBJECTS	101	0	0	0.00	0	0.00
<hr/>								
Total Area	271	AUTO SHOP	120,979	105,645	99,368	1.00	121,467	1.00
<hr/>								
Area	272	CONSTRUCTION						
411		CLASSROOM/LAB SUPPLIES	0	3,394	6,000	0.00	6,000	0.00
420		TEXTBOOKS	0	0	1,000	0.00	1,000	0.00
460		NON-CONSUMABLE ITEMS	0	1,584	3,000	0.00	3,000	0.00
470		COMPUTER SOFTWARE	0	99	0	0.00	0	0.00
400		SUPPLIES AND MATERIALS	0	5,077	10,000	0.00	10,000	0.00
<hr/>								
Total Area	272	CONSTRUCTION	0	5,077	10,000	0.00	10,000	0.00
<hr/>								
Area	511	JOURNALISM						
470		COMPUTER SOFTWARE	170	0	0	0.00	0	0.00

Requirements Report

2022-23 Actuals 2023-24 Actuals Current Year Budget Current Year FTE Proposed 25-26 Budget Proposed 25-26 FTE

Center 401 PHS

400	SUPPLIES AND MATERIALS	170	0	0	0.00	0	0.00
<hr/>							
Total Area	511 JOURNALISM	170	0	0	0.00	0	0.00
Area	513 SPEECH AND DEBATE						
342	TRAVEL, OUT OF DISTRICT	0	0	315	0.00	315	0.00
343	TRAVEL-STUDENT, OUT OF DISTRICT	0	0	525	0.00	525	0.00
300	PURCHASED SERVICES	0	0	840	0.00	840	0.00
411	CLASSROOM/LAB SUPPLIES	55	0	315	0.00	315	0.00
400	SUPPLIES AND MATERIALS	55	0	315	0.00	315	0.00
640	DUES AND FEES	149	0	210	0.00	210	0.00
600	OTHER OBJECTS	149	0	210	0.00	210	0.00
<hr/>							
Total Area	513 SPEECH AND DEBATE	204	0	1,365	0.00	1,365	0.00
Area	521 BUSINESS						
111	LICENSED SALARIES	56,455	61,342	65,251	1.00	69,411	1.00
100	SALARIES	56,455	61,342	65,251	1.00	69,411	1.00
212	EMPLOYEE CONTRIBUTION, PICK-UP	3,387	3,681	3,915	0.00	4,165	0.00
216	EMPLOYER CONTRIBUTION OPSRP	5,770	6,594	7,014	0.00	12,404	0.00
220	SOCIAL SECURITY ADMINISTRATION	4,319	4,693	4,992	0.00	5,310	0.00
231	WORKERS' COMPENSATION	161	138	303	0.00	321	0.00
232	UNEMPLOYMENT COMPENSATION	0	0	1,383	0.00	1,041	0.00
233	OR PFMLI	0	245	261	0.00	278	0.00
240	CONTRACTUAL EMPLOYEE BENEFITS	19,024	19,108	20,481	0.00	21,081	0.00
200	ASSOCIATED PAYROLL COSTS	32,661	34,459	38,349	0.00	44,599	0.00
342	TRAVEL, OUT OF DISTRICT	0	0	210	0.00	210	0.00
343	TRAVEL-STUDENT, OUT OF DISTRICT	1,125	1,300	3,780	0.00	2,780	0.00
300	PURCHASED SERVICES	1,125	1,300	3,990	0.00	2,990	0.00
411	CLASSROOM/LAB SUPPLIES	1,125	495	473	0.00	1,473	0.00
414	FOOD SUPPLIES	260	239	0	0.00	0	0.00
415	MISCELLANEOUS & TECH SUPPLIES	103	0	0	0.00	0	0.00
416	NETWORK PRINTER SUPPLIES	0	145	100	0.00	100	0.00
470	COMPUTER SOFTWARE	0	0	105	0.00	105	0.00
400	SUPPLIES AND MATERIALS	1,487	879	678	0.00	1,678	0.00
640	DUES AND FEES	180	1,325	735	0.00	735	0.00
600	OTHER OBJECTS	180	1,325	735	0.00	735	0.00

Requirements Report

2022-23 Actuals 2023-24 Actuals Current Year Budget Current Year FTE Proposed 25-26 Budget Proposed 25-26 FTE

Center 401 PHS

Total Area	521	BUSINESS	91,909	99,305	109,003	1.00	119,412	1.00
Area	522	MARKETING						
343		TRAVEL-STUDENT, OUT OF DISTRICT	0	0	210	0.00	210	0.00
300		PURCHASED SERVICES	0	0	210	0.00	210	0.00
640		DUES AND FEES	0	0	210	0.00	210	0.00
600		OTHER OBJECTS	0	0	210	0.00	210	0.00

Total Area	522	MARKETING	0	0	420	0.00	420	0.00
-------------------	------------	------------------	----------	----------	------------	-------------	------------	-------------

Area	552	WELDING						
111		LICENSED SALARIES	61,413	70,196	74,255	1.00	79,000	1.00
100		SALARIES	61,413	70,196	74,255	1.00	79,000	1.00
212		EMPLOYEE CONTRIBUTION, PICK-UP	3,685	4,212	4,455	0.00	4,740	0.00
216		EMPLOYER CONTRIBUTION OPSRP	6,276	7,546	7,982	0.00	14,117	0.00
220		SOCIAL SECURITY ADMINISTRATION	4,394	5,148	5,469	0.00	5,820	0.00
231		WORKERS' COMPENSATION	174	156	341	0.00	361	0.00
232		UNEMPLOYMENT COMPENSATION	0	0	1,516	0.00	1,141	0.00
233		OR PFMLI	0	269	286	0.00	304	0.00
240		CONTRACTUAL EMPLOYEE BENEFITS	19,032	19,761	20,481	0.00	21,081	0.00
200		ASSOCIATED PAYROLL COSTS	33,562	37,092	40,530	0.00	47,565	0.00
324		RENTALS	672	0	0	0.00	0	0.00
342		TRAVEL, OUT OF DISTRICT	0	769	0	0.00	0	0.00
343		TRAVEL-STUDENT, OUT OF DISTRICT	0	0	1,000	0.00	1,000	0.00
300		PURCHASED SERVICES	672	769	1,000	0.00	1,000	0.00
411		CLASSROOM/LAB SUPPLIES	7,305	8,581	6,000	0.00	6,000	0.00
460		NON-CONSUMABLE ITEMS	4,832	1,313	2,000	0.00	2,000	0.00
470		COMPUTER SOFTWARE	349	0	500	0.00	500	0.00
480		COMPUTER HARDWARE	0	0	500	0.00	500	0.00
400		SUPPLIES AND MATERIALS	12,486	9,894	9,000	0.00	9,000	0.00

Total Area	552	WELDING	108,132	117,951	124,785	1.00	136,565	1.00
-------------------	------------	----------------	----------------	----------------	----------------	-------------	----------------	-------------

Area	560	NATURAL RESOURCE SYSTEMS						
111		LICENSED SALARIES	65,604	74,660	79,515	1.00	96,402	1.00
100		SALARIES	65,604	74,660	79,515	1.00	96,402	1.00
212		EMPLOYEE CONTRIBUTION, PICK-UP	3,936	4,480	4,771	0.00	5,784	0.00
216		EMPLOYER CONTRIBUTION OPSRP	6,705	8,026	8,548	0.00	17,227	0.00
220		SOCIAL SECURITY ADMINISTRATION	5,019	5,429	5,799	0.00	7,088	0.00
231		WORKERS' COMPENSATION	187	166	365	0.00	439	0.00

Requirements Report

2022-23 Actuals 2023-24 Actuals Current Year Budget Current Year FTE Proposed 25-26 Budget Proposed 25-26 FTE

Center 401 PHS

Fund 100 GENERAL FUND

Function 1131 HIGH SCHOOL PROGRAMS

Area 560 NATURAL RESOURCE SYSTEMS

232	UNEMPLOYMENT COMPENSATION	0	0	1,607	0.00	1,390	0.00
233	OR PFMLI	0	284	303	0.00	371	0.00
240	CONTRACTUAL EMPLOYEE BENEFITS	19,033	19,761	20,481	0.00	21,081	0.00
200	ASSOCIATED PAYROLL COSTS	34,880	38,146	41,874	0.00	53,379	0.00
324	RENTALS	0	0	900	0.00	900	0.00
342	TRAVEL, OUT OF DISTRICT	0	0	105	0.00	105	0.00
343	TRAVEL-STUDENT, OUT OF DISTRICT	0	0	210	0.00	210	0.00
300	PURCHASED SERVICES	0	0	1,215	0.00	1,215	0.00
411	CLASSROOM/LAB SUPPLIES	2,362	1,291	4,725	0.00	4,725	0.00
414	FOOD SUPPLIES	0	0	105	0.00	105	0.00
416	NETWORK PRINTER SUPPLIES	66	0	100	0.00	100	0.00
460	NON-CONSUMABLE ITEMS	2,807	0	1,183	0.00	1,183	0.00
470	COMPUTER SOFTWARE	0	0	263	0.00	263	0.00
400	SUPPLIES AND MATERIALS	5,234	1,291	6,375	0.00	6,375	0.00

Total Area 560 NATURAL RESOURCE SYSTEMS 105,718 114,096 128,979 1.00 157,371 1.00

Area 571 CULINARY

111	LICENSED SALARIES	70,750	76,921	81,843	1.00	87,082	1.00
100	SALARIES	70,750	76,921	81,843	1.00	87,082	1.00
212	EMPLOYEE CONTRIBUTION, PICK-UP	4,245	4,615	4,911	0.00	5,225	0.00
216	EMPLOYER CONTRIBUTION OPSRP	7,231	8,269	8,798	0.00	15,562	0.00
220	SOCIAL SECURITY ADMINISTRATION	5,391	5,870	6,255	0.00	6,655	0.00
231	WORKERS' COMPENSATION	200	171	374	0.00	397	0.00
232	UNEMPLOYMENT COMPENSATION	0	0	1,734	0.00	1,305	0.00
233	OR PFMLI	0	307	327	0.00	348	0.00
240	CONTRACTUAL EMPLOYEE BENEFITS	19,024	19,761	20,481	0.00	21,081	0.00
200	ASSOCIATED PAYROLL COSTS	36,091	38,992	42,879	0.00	50,573	0.00
342	TRAVEL, OUT OF DISTRICT	0	0	105	0.00	105	0.00
300	PURCHASED SERVICES	0	0	105	0.00	105	0.00
411	CLASSROOM/LAB SUPPLIES	5,603	7,492	5,670	0.00	5,670	0.00
480	COMPUTER HARDWARE	0	879	0	0.00	0	0.00
400	SUPPLIES AND MATERIALS	5,603	8,371	5,670	0.00	5,670	0.00

Total Area 571 CULINARY 112,444 124,285 130,497 1.00 143,430 1.00

Requirements Report

2022-23 Actuals 2023-24 Actuals Current Year Budget Current Year FTE Proposed 25-26 Budget Proposed 25-26 FTE

Center 401 PHS

Total Function 1131 HIGH SCHOOL PROGRAMS 3,167,521 3,443,241 3,728,035 28.44 4,175,165 29.44

Function 1132 HIGH SCHOOL-EXTRACURRICULAR

Area 132 INSTRUMENTAL MUSIC

319 OTHER INSTRUCTIONAL, PROF & TECHNICAL SRVE 0 0 3,000 0.00 3,000 0.00
 343 TRAVEL-STUDENT, OUT OF DISTRICT 120 0 0 0.00 0 0.00

300 PURCHASED SERVICES 120 0 3,000 0.00 3,000 0.00

411 CLASSROOM/LAB SUPPLIES 1,600 87 1,400 0.00 1,400 0.00

400 SUPPLIES AND MATERIALS 1,600 87 1,400 0.00 1,400 0.00

640 DUES AND FEES 0 0 378 0.00 0 0.00

600 OTHER OBJECTS 0 0 378 0.00 0 0.00

Total Area 132 INSTRUMENTAL MUSIC 1,720 87 4,778 0.00 4,400 0.00

Area 135 THEATER

319 OTHER INSTRUCTIONAL, PROF & TECHNICAL SRVE 0 0 3,600 0.00 3,600 0.00
 324 RENTALS 0 0 300 0.00 300 0.00

300 PURCHASED SERVICES 0 0 3,900 0.00 3,900 0.00

411 CLASSROOM/LAB SUPPLIES 819 0 0 0.00 0 0.00

400 SUPPLIES AND MATERIALS 819 0 0 0.00 0 0.00

Total Area 135 THEATER 819 0 3,900 0.00 3,900 0.00

Area 230 ATHLETICS

132 ADDITIONAL CLAS SALARY 38,656 114 0 0.00 0 0.00
 133 ADDITIONAL ATHLETIC/ADVISOR SALARY 211,421 272,311 296,597 0.00 299,552 0.00

100 SALARIES 250,077 272,424 296,597 0.00 299,552 0.00

211 EMPLOYER CONTRIBUTION TIER 1 & 2 6,817 5,716 8,381 0.00 8,877 0.00

212 EMPLOYEE CONTRIBUTION, PICK-UP 10,114 8,194 9,635 0.00 8,533 0.00

216 EMPLOYER CONTRIBUTION OPSRP 11,622 10,412 10,633 0.00 17,877 0.00

217 RETIREE TIER 1 & 2 CONTRIBUTION 0 0 0 0.00 2,777 0.00

218 RETIREE OPSRP CONTRIBUTION 0 0 0 0.00 1,329 0.00

220 SOCIAL SECURITY ADMINISTRATION 19,097 20,772 22,645 0.00 22,782 0.00

231 WORKERS' COMPENSATION 706 681 1,505 0.00 1,575 0.00

232 UNEMPLOYMENT COMPENSATION 0 0 6,276 0.00 4,467 0.00

233 OR PFMLI 0 1,068 1,164 0.00 1,168 0.00

240 CONTRACTUAL EMPLOYEE BENEFITS 0 1,925 1,108 0.00 2,041 0.00

200 ASSOCIATED PAYROLL COSTS 48,356 48,768 61,346 0.00 71,425 0.00

319 OTHER INSTRUCTIONAL, PROF & TECHNICAL SRVE 0 58,035 59,450 0.00 60,000 0.00

Requirements Report

2022-23 Actuals	2023-24 Actuals	Current Year Budget	Current Year FTE	Proposed 25-26 Budget	Proposed 25-26 FTE
-----------------	-----------------	---------------------	------------------	-----------------------	--------------------

Center 401 PHS

Fund 100 GENERAL FUND

Function 1132 HIGH SCHOOL-EXTRACURRICULAR

Area 230 ATHLETICS

322	REPAIRS & MAINTENANCE SERVICES	0	510	0	0.00	0	0.00
324	RENTALS	15,025	16,514	21,000	0.00	17,000	0.00
341	TRAVEL, LOCAL IN DISTRICT	109	0	0	0.00	0	0.00
342	TRAVEL, OUT OF DISTRICT	3,097	3,798	2,100	0.00	2,100	0.00
343	TRAVEL-STUDENT, OUT OF DISTRICT	9,939	13,865	11,275	0.00	13,775	0.00
359	OTHER COMMUNICATION SERVICES	339	756	0	0.00	800	0.00
389	OTHER NON-INSTRUCTIONAL PROF & TECH SRVS	4,991	2,483	2,000	0.00	500	0.00

300	PURCHASED SERVICES	33,501	95,961	95,825	0.00	94,175	0.00
------------	---------------------------	---------------	---------------	---------------	-------------	---------------	-------------

411	CLASSROOM/LAB SUPPLIES	9,175	6,976	8,965	0.00	8,000	0.00
412	OFFICE SUPPLIES	28	0	0	0.00	0	0.00
413	CUSTODIAL/MAINTENANCE SUPPLIES	521	0	0	0.00	0	0.00
414	FOOD SUPPLIES	1,410	1,951	2,730	0.00	1,500	0.00
415	MISCELLANEOUS & TECH SUPPLIES	21	37	105	0.00	105	0.00
416	NETWORK PRINTER SUPPLIES	335	100	0	0.00	0	0.00
440	PERIODICALS	16	60	53	0.00	100	0.00
460	NON-CONSUMABLE ITEMS	4,677	1,134	3,990	0.00	1,500	0.00
470	COMPUTER SOFTWARE	5,044	6,372	4,725	0.00	6,725	0.00

400	SUPPLIES AND MATERIALS	21,227	16,630	20,567	0.00	17,930	0.00
------------	-------------------------------	---------------	---------------	---------------	-------------	---------------	-------------

640	DUES AND FEES	40,075	44,831	39,800	0.00	44,900	0.00
-----	---------------	--------	--------	--------	------	--------	------

600	OTHER OBJECTS	40,075	44,831	39,800	0.00	44,900	0.00
------------	----------------------	---------------	---------------	---------------	-------------	---------------	-------------

Total Area	230 ATHLETICS	393,236	478,614	514,135	0.00	527,982	0.00
-------------------	----------------------	----------------	----------------	----------------	-------------	----------------	-------------

Area 250 OTHER EXTRACURRICULAR STUDENT ACTIVITIES

131	ADDITIONAL CERT SALARY	0	141	0	0.00	0	0.00
132	ADDITIONAL CLAS SALARY	5,148	0	0	0.00	0	0.00
133	ADDITIONAL ATHLETIC/ADVISOR SALARY	66,334	68,897	78,029	0.00	76,148	0.00

100	SALARIES	71,482	69,038	78,029	0.00	76,148	0.00
------------	-----------------	---------------	---------------	---------------	-------------	---------------	-------------

211	EMPLOYER CONTRIBUTION TIER 1 & 2	3,431	3,658	3,797	0.00	5,452	0.00
212	EMPLOYEE CONTRIBUTION, PICK-UP	3,890	3,941	4,249	0.00	4,123	0.00
216	EMPLOYER CONTRIBUTION OPSRP	3,995	4,168	4,608	0.00	7,650	0.00
220	SOCIAL SECURITY ADMINISTRATION	5,375	5,203	5,930	0.00	5,736	0.00
231	WORKERS' COMPENSATION	204	155	361	0.00	351	0.00
232	UNEMPLOYMENT COMPENSATION	0	0	1,643	0.00	1,125	0.00
233	OR PFMLI	0	272	310	0.00	300	0.00

200	ASSOCIATED PAYROLL COSTS	16,895	17,396	20,899	0.00	24,737	0.00
------------	---------------------------------	---------------	---------------	---------------	-------------	---------------	-------------

343	TRAVEL-STUDENT, OUT OF DISTRICT	1,002	142	695	0.00	695	0.00
-----	---------------------------------	-------	-----	-----	------	-----	------

Requirements Report

2022-23 Actuals 2023-24 Actuals Current Year Budget Current Year FTE Proposed 25-26 Budget Proposed 25-26 FTE

Center 401 PHS

300	PURCHASED SERVICES	1,002	142	695	0.00	695	0.00
	411 CLASSROOM/LAB SUPPLIES	101	1,399	1,000	0.00	1,000	0.00
	413 CUSTODIAL/MAINTENANCE SUPPLIES	278	0	0	0.00	0	0.00
400	SUPPLIES AND MATERIALS	379	1,399	1,000	0.00	1,000	0.00
Total Area	250 OTHER EXTRACURRICULAR STUDENT ACTIVITIES	89,758	87,974	100,623	0.00	102,580	0.00
Area	560 NATURAL RESOURCE SYSTEMS						
	342 TRAVEL, OUT OF DISTRICT	206	0	210	0.00	210	0.00
300	PURCHASED SERVICES	206	0	210	0.00	210	0.00
Total Area	560 NATURAL RESOURCE SYSTEMS	206	0	210	0.00	210	0.00
Total Function	1132 HIGH SCHOOL-EXTRACURRICULAR	485,739	566,675	623,646	0.00	639,072	0.00
Function	1220 RESTRICTIVE PROGRAMS FOR STUDENTS W/DISABILITIES						
Area	320 SPECIAL EDUCATION						
	411 CLASSROOM/LAB SUPPLIES	17	7	0	0.00	0	0.00
400	SUPPLIES AND MATERIALS	17	7	0	0.00	0	0.00
Total Area	320 SPECIAL EDUCATION	17	7	0	0.00	0	0.00
Total Function	1220 RESTRICTIVE PROGRAMS FOR STUDENTS W/DISABILITIES	17	7	0	0.00	0	0.00
Function	1221 LEARNING CENTERS - STRUCTURED AND INTENSIVE						
Area	320 SPECIAL EDUCATION						
	111 LICENSED SALARIES	150,370	158,163	168,404	2.00	174,739	2.00
	112 CLASSIFIED SALARIES	134,077	210,614	253,231	7.50	297,830	8.44
	121 SUBSTITUTES - LICENSED	0	281	0	0.00	0	0.00
	122 SUBSTITUTES - CLASSIFIED	0	5,057	4,500	0.00	7,000	0.00
	124 TEMPORARY - CLASSIFIED	6,734	0	0	0.00	0	0.00
	131 ADDITIONAL CERT SALARY	0	211	500	0.00	0	0.00
	132 ADDITIONAL CLAS SALARY	2,138	4,995	2,000	0.00	5,000	0.00
100	SALARIES	293,320	379,321	428,635	9.50	484,569	10.44
	211 EMPLOYER CONTRIBUTION TIER 1 & 2	11,503	12,352	12,709	0.00	20,262	0.00
	212 EMPLOYEE CONTRIBUTION, PICK-UP	16,929	22,444	25,298	0.00	28,354	0.00
	216 EMPLOYER CONTRIBUTION OPSRP	20,015	30,441	36,923	0.00	67,247	0.00
	217 RETIREE TIER 1 & 2 CONTRIBUTION	0	715	0	0.00	0	0.00
	220 SOCIAL SECURITY ADMINISTRATION	21,951	28,465	31,625	0.00	35,484	0.00

Requirements Report

2022-23 Actuals 2023-24 Actuals Current Year Budget Current Year FTE Proposed 25-26 Budget Proposed 25-26 FTE

Center 401 PHS

Fund 100 GENERAL FUND

Function 1221 LEARNING CENTERS - STRUCTURED AND INTENSIVE

Area 320 SPECIAL EDUCATION

231	WORKERS' COMPENSATION	857	871	1,989	0.00	2,223	0.00
232	UNEMPLOYMENT COMPENSATION	0	0	8,744	0.00	6,958	0.00
233	OR PFMLI	0	1,483	1,654	0.00	1,855	0.00
240	CONTRACTUAL EMPLOYEE BENEFITS	73,284	83,691	88,759	0.00	91,726	0.00

200 ASSOCIATED PAYROLL COSTS 144,539 180,461 207,699 0.00 254,108 0.00

311	INSTRUCTIONAL SERVICES	3,031	7,163	25,000	0.00	10,000	0.00
312	INSTRUCTIONAL PROGRAMS IMPROVEMENT SRVS	3,056	100	0	0.00	0	0.00
314	INSTRUCTIONAL SERVICES- CLASSIFIED I.A. SUBS	0	6,749	5,000	0.00	20,000	0.00
319	OTHER INSTRUCTIONAL, PROF & TECHNICAL SRVS	72	0	0	0.00	0	0.00
341	TRAVEL, LOCAL IN DISTRICT	0	5	0	0.00	0	0.00

300 PURCHASED SERVICES 6,159 14,018 30,000 0.00 30,000 0.00

411	CLASSROOM/LAB SUPPLIES	1,536	1,597	1,000	0.00	1,000	0.00
414	FOOD SUPPLIES	84	0	0	0.00	0	0.00
416	NETWORK PRINTER SUPPLIES	488	0	800	0.00	800	0.00
420	TEXTBOOKS	327	209	0	0.00	0	0.00
460	NON-CONSUMABLE ITEMS	46	527	0	0.00	0	0.00
480	COMPUTER HARDWARE	280	0	0	0.00	0	0.00

400 SUPPLIES AND MATERIALS 2,761 2,333 1,800 0.00 1,800 0.00

Total Area 320 SPECIAL EDUCATION 446,779 576,132 668,134 9.50 770,477 10.44

Total Function 1221 LEARNING CENTERS - STRUCTURED AND INTENSIVE 446,779 576,132 668,134 9.50 770,477 10.44

Function 1250 LESS RESTRICTIVE PROGRAMS FOR STUDENTS W/DISAB.

Area 320 SPECIAL EDUCATION

111	LICENSED SALARIES	105,630	60,103	63,246	1.00	67,016	1.00
112	CLASSIFIED SALARIES	93,425	148,661	127,028	3.75	133,439	3.75
121	SUBSTITUTES - LICENSED	43	563	0	0.00	0	0.00
122	SUBSTITUTES - CLASSIFIED	2,134	4,909	6,000	0.00	0	0.00
131	ADDITIONAL CERT SALARY	1,668	35	500	0.00	0	0.00
132	ADDITIONAL CLAS SALARY	2,316	3,026	2,000	0.00	5,000	0.00

100 SALARIES 205,216 217,297 198,774 4.75 205,455 4.75

211	EMPLOYER CONTRIBUTION TIER 1 & 2	4,523	5,004	5,134	0.00	8,180	0.00
212	EMPLOYEE CONTRIBUTION, PICK-UP	11,310	10,595	11,416	0.00	12,027	0.00
216	EMPLOYER CONTRIBUTION OPSRP	15,798	15,025	16,393	0.00	28,877	0.00
217	RETIREE TIER 1 & 2 CONTRIBUTION	0	606	0	0.00	0	0.00
220	SOCIAL SECURITY ADMINISTRATION	15,313	16,274	17,380	0.00	15,769	0.00

Requirements Report

2022-23 Actuals 2023-24 Actuals Current Year Budget Current Year FTE Proposed 25-26 Budget Proposed 25-26 FTE

Center 401 PHS

Fund 100 GENERAL FUND

Function 1250 LESS RESTRICTIVE PROGRAMS FOR STUDENTS W/DISAB.

Area 320 SPECIAL EDUCATION

231	WORKERS' COMPENSATION	599	504	904	0.00	984	0.00
232	UNEMPLOYMENT COMPENSATION	0	0	3,930	0.00	3,092	0.00
233	OR PFMLI	0	851	742	0.00	825	0.00
240	CONTRACTUAL EMPLOYEE BENEFITS	76,186	81,593	81,961	0.00	114,333	0.00
200	ASSOCIATED PAYROLL COSTS	123,729	130,452	137,860	0.00	184,087	0.00
311	INSTRUCTIONAL SERVICES	2,143	5,885	25,000	0.00	10,000	0.00
314	INSTRUCTIONAL SERVICES- CLASSIFIED I.A. SUBS	0	2,339	5,000	0.00	10,000	0.00
341	TRAVEL, LOCAL IN DISTRICT	90	7	0	0.00	0	0.00
300	PURCHASED SERVICES	2,232	8,230	30,000	0.00	20,000	0.00
411	CLASSROOM/LAB SUPPLIES	812	616	600	0.00	600	0.00
414	FOOD SUPPLIES	0	60	0	0.00	0	0.00
415	MISCELLANEOUS & TECH SUPPLIES	45	0	0	0.00	0	0.00
416	NETWORK PRINTER SUPPLIES	77	0	800	0.00	800	0.00
460	NON-CONSUMABLE ITEMS	30	0	0	0.00	0	0.00
480	COMPUTER HARDWARE	160	1,149	0	0.00	0	0.00
400	SUPPLIES AND MATERIALS	1,124	1,825	1,400	0.00	1,400	0.00

Total Area 320 SPECIAL EDUCATION 332,302 357,803 368,034 4.75 410,942 4.75

Total Function 1250 LESS RESTRICTIVE PROGRAMS FOR STUDENTS W/DISAB. 332,302 357,803 368,034 4.75 410,942 4.75

Function 1283 DISTRICT ALTERNATIVE PROGRAMS

Area 000 UNDESIGNATED

415	MISCELLANEOUS & TECH SUPPLIES	159	0	0	0.00	0	0.00
400	SUPPLIES AND MATERIALS	159	0	0	0.00	0	0.00

Total Area 000 UNDESIGNATED 159 0 0 0.00 0 0.00

Total Function 1283 DISTRICT ALTERNATIVE PROGRAMS 159 0 0 0.00 0 0.00

Function 1291 ENGLISH LANGUAGE LEARNER - ORS 336.079

Area 000 UNDESIGNATED

111	LICENSED SALARIES	73,358	77,840	98,971	1.20	70,760	1.10
112	CLASSIFIED SALARIES	43,884	36,172	64,486	1.88	69,629	1.88
132	ADDITIONAL CLAS SALARY	2,768	4,591	0	0.00	5,000	0.00

Requirements Report

2022-23 Actuals 2023-24 Actuals Current Year Budget Current Year FTE Proposed 25-26 Budget Proposed 25-26 FTE

Center 401 PHS

100	SALARIES	120,010	118,603	163,457	3.08	145,388	2.98
212	EMPLOYEE CONTRIBUTION, PICK-UP	5,608	7,116	9,807	0.00	8,423	0.00
216	EMPLOYER CONTRIBUTION OPSRP	9,553	12,750	17,572	0.00	25,087	0.00
220	SOCIAL SECURITY ADMINISTRATION	9,115	8,973	12,231	0.00	10,586	0.00
231	WORKERS' COMPENSATION	352	268	761	0.00	659	0.00
232	UNEMPLOYMENT COMPENSATION	0	0	3,390	0.00	2,076	0.00
233	OR PFMLI	0	468	640	0.00	553	0.00
240	CONTRACTUAL EMPLOYEE BENEFITS	28,587	41,645	45,108	0.00	44,320	0.00

200	ASSOCIATED PAYROLL COSTS	53,215	71,220	89,508	0.00	91,705	0.00
311	INSTRUCTIONAL SERVICES	1,109	1,448	3,000	0.00	3,000	0.00
314	INSTRUCTIONAL SERVICES- CLASSIFIED I.A. SUBS	0	1,180	3,000	0.00	3,000	0.00
342	TRAVEL, OUT OF DISTRICT	0	0	53	0.00	53	0.00
343	TRAVEL-STUDENT, OUT OF DISTRICT	0	0	263	0.00	263	0.00

300	PURCHASED SERVICES	1,109	2,628	6,315	0.00	6,315	0.00
411	CLASSROOM/LAB SUPPLIES	1,359	1,249	210	0.00	210	0.00
414	FOOD SUPPLIES	144	103	126	0.00	126	0.00
415	MISCELLANEOUS & TECH SUPPLIES	33	0	0	0.00	0	0.00
416	NETWORK PRINTER SUPPLIES	66	0	100	0.00	100	0.00
460	NON-CONSUMABLE ITEMS	0	288	105	0.00	105	0.00
470	COMPUTER SOFTWARE	0	0	105	0.00	105	0.00
480	COMPUTER HARDWARE	280	0	300	0.00	300	0.00

400	SUPPLIES AND MATERIALS	1,881	1,639	946	0.00	946	0.00
------------	-------------------------------	--------------	--------------	------------	-------------	------------	-------------

Total Area	000	UNDESIGNATED	176,215	194,089	260,226	3.08	244,355	2.98
-------------------	------------	---------------------	----------------	----------------	----------------	-------------	----------------	-------------

Total Function	1291	ENGLISH LANGUAGE LEARNER - ORS 336.079	176,215	194,089	260,226	3.08	244,355	2.98
-----------------------	-------------	---	----------------	----------------	----------------	-------------	----------------	-------------

Major Function	1000	INSTRUCTION	4,608,732	5,137,948	5,648,076	45.76	6,240,011	47.60
-----------------------	-------------	--------------------	------------------	------------------	------------------	--------------	------------------	--------------

Function 2112 ATTENDANCE SERVICES

Area 000 UNDESIGNATED

112	CLASSIFIED SALARIES	33,981	35,416	38,240	1.00	37,900	1.00
122	SUBSTITUTES - CLASSIFIED	0	2,375	3,000	0.00	0	0.00
132	ADDITIONAL CLAS SALARY	305	456	0	0.00	0	0.00

100	SALARIES	34,286	38,248	41,240	1.00	37,900	1.00
------------	-----------------	---------------	---------------	---------------	-------------	---------------	-------------

212	EMPLOYEE CONTRIBUTION, PICK-UP	2,057	2,152	2,294	0.00	2,274	0.00
216	EMPLOYER CONTRIBUTION OPSRP	3,504	3,856	4,111	0.00	6,773	0.00
220	SOCIAL SECURITY ADMINISTRATION	2,623	2,926	2,925	0.00	2,899	0.00
231	WORKERS' COMPENSATION	102	89	183	0.00	182	0.00
232	UNEMPLOYMENT COMPENSATION	0	0	811	0.00	568	0.00
233	OR PFMLI	0	153	153	0.00	152	0.00
240	CONTRACTUAL EMPLOYEE BENEFITS	19,061	19,781	20,501	0.00	29	0.00

Requirements Report

			2022-23 Actuals	2023-24 Actuals	Current Year Budget	Current Year FTE	Proposed 25-26 Budget	Proposed 25-26 FTE
Center 401 PHS								
200	ASSOCIATED PAYROLL COSTS		27,348	28,958	30,979	0.00	12,877	0.00
	415 MISCELLANEOUS & TECH SUPPLIES		0	0	105	0.00	105	0.00
	460 NON-CONSUMABLE ITEMS		109	0	0	0.00	0	0.00
400	SUPPLIES AND MATERIALS		109	0	105	0.00	105	0.00
<hr/>								
Total Area	000 UNDESIGNATED		61,743	67,206	72,324	1.00	50,882	1.00
<hr/>								
Total Function	2112 ATTENDANCE SERVICES		61,743	67,206	72,324	1.00	50,882	1.00
<hr/>								
Function	2115 STUDENT SAFETY							
Area	000 UNDESIGNATED							
	112 CLASSIFIED SALARIES		49,487	43,914	46,942	1.00	81,604	2.00
	132 ADDITIONAL CLAS SALARY		1,844	13,008	2,000	0.00	15,000	0.00
100	SALARIES		51,331	56,921	48,942	1.00	96,604	2.00
	212 EMPLOYEE CONTRIBUTION, PICK-UP		3,080	3,415	2,816	0.00	4,896	0.00
	216 EMPLOYER CONTRIBUTION OPSRP		5,246	6,119	5,046	0.00	14,583	0.00
	220 SOCIAL SECURITY ADMINISTRATION		3,789	4,217	3,453	0.00	6,105	0.00
	231 WORKERS' COMPENSATION		143	123	221	0.00	387	0.00
	232 UNEMPLOYMENT COMPENSATION		0	0	957	0.00	1,197	0.00
	233 OR PFMLI		0	220	181	0.00	319	0.00
	240 CONTRACTUAL EMPLOYEE BENEFITS		19,061	19,781	20,501	0.00	41,607	0.00
200	ASSOCIATED PAYROLL COSTS		31,319	33,876	33,176	0.00	69,094	0.00
	342 TRAVEL, OUT OF DISTRICT		1,774	3,178	3,300	0.00	3,300	0.00
	351 TELEPHONE		501	307	0	0.00	400	0.00
	389 OTHER NON-INSTRUCTIONAL PROF & TECH SRVS		53,762	31,735	33,000	0.00	33,000	0.00
	391 OTHER SUPPORT SERVICES SUBSTITUTES		0	1,492	0	0.00	2,000	0.00
300	PURCHASED SERVICES		56,037	36,712	36,300	0.00	38,700	0.00
	411 CLASSROOM/LAB SUPPLIES		0	702	500	0.00	500	0.00
	412 OFFICE SUPPLIES		10	0	0	0.00	0	0.00
	415 MISCELLANEOUS & TECH SUPPLIES		26	0	0	0.00	0	0.00
	440 PERIODICALS		159	0	0	0.00	0	0.00
	460 NON-CONSUMABLE ITEMS		805	236	500	0.00	500	0.00
	480 COMPUTER HARDWARE		0	300	0	0.00	0	0.00
400	SUPPLIES AND MATERIALS		1,000	1,238	1,000	0.00	1,000	0.00
<hr/>								
Total Area	000 UNDESIGNATED		139,688	128,747	119,418	1.00	205,397	2.00
<hr/>								
Total Function	2115 STUDENT SAFETY		139,688	128,747	119,418	1.00	205,397	2.00
<hr/>								
Function	2122 COUNSELING SERVICES							

Requirements Report

2022-23 Actuals 2023-24 Actuals Current Year Budget Current Year FTE Proposed 25-26 Budget Proposed 25-26 FTE

Center 401 PHS

Fund 100 GENERAL FUND

Function 2122 COUNSELING SERVICES

Area 000 UNDESIGNATED

111	LICENSED SALARIES	61,561	68,264	70,937	1.00	147,936	2.00
131	ADDITIONAL CERT SALARY	858	0	0	0.00	0	0.00

100	SALARIES	62,419	68,264	70,937	1.00	147,936	2.00
------------	-----------------	---------------	---------------	---------------	-------------	----------------	-------------

212	EMPLOYEE CONTRIBUTION, PICK-UP	3,745	4,096	4,256	0.00	8,876	0.00
216	EMPLOYER CONTRIBUTION OPSRP	6,379	7,338	7,626	0.00	26,436	0.00
220	SOCIAL SECURITY ADMINISTRATION	4,775	5,220	5,427	0.00	11,202	0.00
231	WORKERS' COMPENSATION	178	152	326	0.00	682	0.00
232	UNEMPLOYMENT COMPENSATION	0	0	1,504	0.00	2,196	0.00
233	OR PFMLI	0	273	284	0.00	586	0.00
240	CONTRACTUAL EMPLOYEE BENEFITS	19,033	19,761	20,481	0.00	41,973	0.00

200	ASSOCIATED PAYROLL COSTS	34,110	36,840	39,903	0.00	91,951	0.00
------------	---------------------------------	---------------	---------------	---------------	-------------	---------------	-------------

411	CLASSROOM/LAB SUPPLIES	0	25	105	0.00	105	0.00
412	OFFICE SUPPLIES	15	0	168	0.00	168	0.00
415	MISCELLANEOUS & TECH SUPPLIES	0	0	53	0.00	53	0.00
416	NETWORK PRINTER SUPPLIES	52	0	0	0.00	0	0.00
460	NON-CONSUMABLE ITEMS	88	0	0	0.00	0	0.00

400	SUPPLIES AND MATERIALS	155	25	326	0.00	326	0.00
------------	-------------------------------	------------	-----------	------------	-------------	------------	-------------

640	DUES AND FEES	51	0	0	0.00	0	0.00
-----	---------------	----	---	---	------	---	------

600	OTHER OBJECTS	51	0	0	0.00	0	0.00
------------	----------------------	-----------	----------	----------	-------------	----------	-------------

Total Area	000 UNDESIGNATED	96,734	105,129	111,165	1.00	240,212	2.00
-------------------	-------------------------	---------------	----------------	----------------	-------------	----------------	-------------

Total Function	2122 COUNSELING SERVICES	96,734	105,129	111,165	1.00	240,212	2.00
-----------------------	---------------------------------	---------------	----------------	----------------	-------------	----------------	-------------

Function 2129 OTHER GUIDANCE SERVICES

Area 000 UNDESIGNATED

111	LICENSED SALARIES	86,245	94,835	96,728	1.00	103,055	1.00
132	ADDITIONAL CLAS SALARY	0	1,192	0	0.00	0	0.00

100	SALARIES	86,245	96,028	96,728	1.00	103,055	1.00
------------	-----------------	---------------	---------------	---------------	-------------	----------------	-------------

211	EMPLOYER CONTRIBUTION TIER 1 & 2	11,470	12,670	13,145	0.00	20,972	0.00
212	EMPLOYEE CONTRIBUTION, PICK-UP	5,175	5,762	5,804	0.00	6,183	0.00
216	EMPLOYER CONTRIBUTION OPSRP	20	301	0	0.00	612	0.00
220	SOCIAL SECURITY ADMINISTRATION	6,240	6,985	7,040	0.00	7,792	0.00
231	WORKERS' COMPENSATION	241	211	439	0.00	467	0.00
232	UNEMPLOYMENT COMPENSATION	0	0	1,951	0.00	1,528	0.00
233	OR PFMLI	0	365	368	0.00	407	0.00

Requirements Report

2022-23 Actuals 2023-24 Actuals Current Year Budget Current Year FTE Proposed 25-26 Budget Proposed 25-26 FTE

Center 401 PHS

Fund 100 GENERAL FUND

Function 2129 OTHER GUIDANCE SERVICES

Area 000 UNDESIGNATED

240	CONTRACTUAL EMPLOYEE BENEFITS	19,033	19,761	20,481	0.00	21,081	0.00
200	ASSOCIATED PAYROLL COSTS	42,178	46,054	49,228	0.00	59,043	0.00
342	TRAVEL, OUT OF DISTRICT	0	0	210	0.00	210	0.00
343	TRAVEL-STUDENT, OUT OF DISTRICT	0	275	0	0.00	0	0.00
389	OTHER NON-INSTRUCTIONAL PROF & TECH SRVS	198	0	0	0.00	0	0.00
391	OTHER SUPPORT SERVICES SUBSTITUTES	0	86	0	0.00	0	0.00
300	PURCHASED SERVICES	198	361	210	0.00	210	0.00
411	CLASSROOM/LAB SUPPLIES	1,027	1,453	0	0.00	0	0.00
412	OFFICE SUPPLIES	0	0	105	0.00	105	0.00
414	FOOD SUPPLIES	347	128	105	0.00	105	0.00
415	MISCELLANEOUS & TECH SUPPLIES	25	33	53	0.00	53	0.00
416	NETWORK PRINTER SUPPLIES	0	0	150	0.00	150	0.00
460	NON-CONSUMABLE ITEMS	0	65	0	0.00	0	0.00
400	SUPPLIES AND MATERIALS	1,399	1,679	413	0.00	413	0.00

Total Area 000 UNDESIGNATED 130,021 144,121 146,579 1.00 162,720 1.00

Total Function 2129 OTHER GUIDANCE SERVICES 130,021 144,121 146,579 1.00 162,720 1.00

Function 2132 MEDICAL SERVICES

Area 000 UNDESIGNATED

390	OTHER GENERAL PROF & TECHNOLOGICAL SERVII	236	0	0	0.00	0	0.00
300	PURCHASED SERVICES	236	0	0	0.00	0	0.00

Total Area 000 UNDESIGNATED 236 0 0 0.00 0 0.00

Total Function 2132 MEDICAL SERVICES 236 0 0 0.00 0 0.00

Function 2134 NURSE SERVICES

Area 000 UNDESIGNATED

415	MISCELLANEOUS & TECH SUPPLIES	66	0	0	0.00	0	0.00
400	SUPPLIES AND MATERIALS	66	0	0	0.00	0	0.00

Total Area 000 UNDESIGNATED 66 0 0 0.00 0 0.00

Requirements Report

	2022-23 Actuals	2023-24 Actuals	Current Year Budget	Current Year FTE	Proposed 25-26 Budget	Proposed 25-26 FTE
--	-----------------	-----------------	---------------------	------------------	-----------------------	--------------------

Center 401 PHS

Total Function	2134 NURSE SERVICES	66	0	0	0.00	0	0.00
-----------------------	----------------------------	-----------	----------	----------	-------------	----------	-------------

Function	2139 OTHER HEALTH SERVICES
-----------------	-----------------------------------

Area	000 UNDESIGNATED
-------------	-------------------------

	389 OTHER NON-INSTRUCTIONAL PROF & TECH SRVS	1,833	2,083	1,900	0.00	1,900	0.00
--	--	-------	-------	-------	------	-------	------

300	PURCHASED SERVICES	1,833	2,083	1,900	0.00	1,900	0.00
------------	---------------------------	--------------	--------------	--------------	-------------	--------------	-------------

Total Area	000 UNDESIGNATED	1,833	2,083	1,900	0.00	1,900	0.00
-------------------	-------------------------	--------------	--------------	--------------	-------------	--------------	-------------

Total Function	2139 OTHER HEALTH SERVICES	1,833	2,083	1,900	0.00	1,900	0.00
-----------------------	-----------------------------------	--------------	--------------	--------------	-------------	--------------	-------------

Function	2152 SPEECH PATHOLOGY SERVICES
-----------------	---------------------------------------

Area	320 SPECIAL EDUCATION
-------------	------------------------------

	220 SOCIAL SECURITY ADMINISTRATION	0	164	0	0.00	0	0.00
--	------------------------------------	---	-----	---	------	---	------

200	ASSOCIATED PAYROLL COSTS	0	164	0	0.00	0	0.00
------------	---------------------------------	----------	------------	----------	-------------	----------	-------------

	411 CLASSROOM/LAB SUPPLIES	0	0	300	0.00	300	0.00
--	----------------------------	---	---	-----	------	-----	------

	416 NETWORK PRINTER SUPPLIES	0	0	400	0.00	400	0.00
--	------------------------------	---	---	-----	------	-----	------

400	SUPPLIES AND MATERIALS	0	0	700	0.00	700	0.00
------------	-------------------------------	----------	----------	------------	-------------	------------	-------------

	640 DUES AND FEES	113	0	0	0.00	0	0.00
--	-------------------	-----	---	---	------	---	------

600	OTHER OBJECTS	113	0	0	0.00	0	0.00
------------	----------------------	------------	----------	----------	-------------	----------	-------------

Total Area	320 SPECIAL EDUCATION	113	164	700	0.00	700	0.00
-------------------	------------------------------	------------	------------	------------	-------------	------------	-------------

Total Function	2152 SPEECH PATHOLOGY SERVICES	113	164	700	0.00	700	0.00
-----------------------	---------------------------------------	------------	------------	------------	-------------	------------	-------------

Function	2213 CURRICULUM DEVELOPMENT
-----------------	------------------------------------

Area	000 UNDESIGNATED
-------------	-------------------------

	131 ADDITIONAL CERT SALARY	7,094	6,284	5,959	0.00	6,000	0.00
--	----------------------------	-------	-------	-------	------	-------	------

	132 ADDITIONAL CLAS SALARY	1,000	0	0	0.00	0	0.00
--	----------------------------	-------	---	---	------	---	------

100	SALARIES	8,094	6,284	5,959	0.00	6,000	0.00
------------	-----------------	--------------	--------------	--------------	-------------	--------------	-------------

	211 EMPLOYER CONTRIBUTION TIER 1 & 2	40	0	0	0.00	0	0.00
--	--------------------------------------	----	---	---	------	---	------

	212 EMPLOYEE CONTRIBUTION, PICK-UP	486	182	358	0.00	60	0.00
--	------------------------------------	-----	-----	-----	------	----	------

	216 EMPLOYER CONTRIBUTION OPSRP	797	675	641	0.00	179	0.00
--	---------------------------------	-----	-----	-----	------	-----	------

	220 SOCIAL SECURITY ADMINISTRATION	617	472	452	0.00	77	0.00
--	------------------------------------	-----	-----	-----	------	----	------

	231 WORKERS' COMPENSATION	42	14	27	0.00	5	0.00
--	---------------------------	----	----	----	------	---	------

	232 UNEMPLOYMENT COMPENSATION	0	0	125	0.00	15	0.00
--	-------------------------------	---	---	-----	------	----	------

	233 OR PFMLI	0	10	24	0.00	4	0.00
--	--------------	---	----	----	------	---	------

	240 CONTRACTUAL EMPLOYEE BENEFITS	1,032	3,717	4,671	0.00	263	0.00
--	-----------------------------------	-------	-------	-------	------	-----	------

Requirements Report

2022-23 Actuals 2023-24 Actuals Current Year Budget Current Year FTE Proposed 25-26 Budget Proposed 25-26 FTE

Center 401 PHS

200	ASSOCIATED PAYROLL COSTS	3,013	5,070	6,297	0.00	602	0.00
Total Area	000 UNDESIGNATED	11,108	11,353	12,255	0.00	6,602	0.00
Total Function	2213 CURRICULUM DEVELOPMENT	11,108	11,353	12,255	0.00	6,602	0.00
Function	2222 LIBRARY/MEDIA CENTER						
Area	000 UNDESIGNATED						
112	CLASSIFIED SALARIES	36,085	37,763	38,909	1.00	40,075	1.00
132	ADDITIONAL CLAS SALARY	4,326	5,196	0	0.00	5,000	0.00
100	SALARIES	40,411	42,959	38,909	1.00	45,075	1.00
211	EMPLOYER CONTRIBUTION TIER 1 & 2	5,387	5,838	5,288	0.00	8,436	0.00
212	EMPLOYEE CONTRIBUTION, PICK-UP	2,425	2,578	2,335	0.00	2,405	0.00
220	SOCIAL SECURITY ADMINISTRATION	3,020	3,215	2,905	0.00	2,995	0.00
231	WORKERS' COMPENSATION	117	96	186	0.00	191	0.00
232	UNEMPLOYMENT COMPENSATION	0	0	805	0.00	587	0.00
233	OR PFMLI	0	168	152	0.00	157	0.00
240	CONTRACTUAL EMPLOYEE BENEFITS	19,061	19,781	20,501	0.00	21,101	0.00
200	ASSOCIATED PAYROLL COSTS	30,010	31,676	32,172	0.00	35,871	0.00
390	OTHER GENERAL PROF & TECHNOLOGICAL SERVII	0	0	100	0.00	0	0.00
300	PURCHASED SERVICES	0	0	100	0.00	0	0.00
411	CLASSROOM/LAB SUPPLIES	3,840	3,486	3,675	0.00	3,500	0.00
412	OFFICE SUPPLIES	86	247	315	0.00	315	0.00
415	MISCELLANEOUS & TECH SUPPLIES	48	173	53	0.00	500	0.00
416	NETWORK PRINTER SUPPLIES	89	0	350	0.00	238	0.00
430	LIBRARY BOOKS	5,671	4,857	4,725	0.00	4,725	0.00
440	PERIODICALS	0	0	525	0.00	0	0.00
460	NON-CONSUMABLE ITEMS	574	150	525	0.00	300	0.00
470	COMPUTER SOFTWARE	0	0	0	0.00	300	0.00
480	COMPUTER HARDWARE	0	546	210	0.00	600	0.00
400	SUPPLIES AND MATERIALS	10,309	9,459	10,378	0.00	10,478	0.00
Total Area	000 UNDESIGNATED	80,730	84,095	81,559	1.00	91,424	1.00
Total Function	2222 LIBRARY/MEDIA CENTER	80,730	84,095	81,559	1.00	91,424	1.00
Function	2223 MULTIMEDIA SERVICES						
Area	000 UNDESIGNATED						
411	CLASSROOM/LAB SUPPLIES	906	723	630	0.00	630	0.00
415	MISCELLANEOUS & TECH SUPPLIES	0	0	53	0.00	53	0.00
416	NETWORK PRINTER SUPPLIES	0	0	200	0.00	200	0.00

Requirements Report

2022-23 Actuals 2023-24 Actuals Current Year Budget Current Year FTE Proposed 25-26 Budget Proposed 25-26 FTE

Center 401 PHS

Fund 100 GENERAL FUND

Function 2223 MULTIMEDIA SERVICES

Area 000 UNDESIGNATED

460	NON-CONSUMABLE ITEMS	15	499	525	0.00	525	0.00
480	COMPUTER HARDWARE	217	0	0	0.00	0	0.00

400	SUPPLIES AND MATERIALS	1,137	1,221	1,408	0.00	1,408	0.00
------------	-------------------------------	--------------	--------------	--------------	-------------	--------------	-------------

Total Area	000 UNDESIGNATED	1,137	1,221	1,408	0.00	1,408	0.00
-------------------	-------------------------	--------------	--------------	--------------	-------------	--------------	-------------

Total Function	2223 MULTIMEDIA SERVICES	1,137	1,221	1,408	0.00	1,408	0.00
-----------------------	---------------------------------	--------------	--------------	--------------	-------------	--------------	-------------

Function 2240 INSTRUCTIONAL STAFF DEVELOPMENT

Area 000 UNDESIGNATED

111	LICENSED SALARIES	0	989	0	0.00	0	0.00
-----	-------------------	---	-----	---	------	---	------

100	SALARIES	0	989	0	0.00	0	0.00
------------	-----------------	----------	------------	----------	-------------	----------	-------------

211	EMPLOYER CONTRIBUTION TIER 1 & 2	0	134	0	0.00	0	0.00
212	EMPLOYEE CONTRIBUTION, PICK-UP	0	59	0	0.00	0	0.00
220	SOCIAL SECURITY ADMINISTRATION	0	73	0	0.00	0	0.00
231	WORKERS' COMPENSATION	0	4	0	0.00	0	0.00
233	OR PFMLI	0	4	0	0.00	0	0.00
240	CONTRACTUAL EMPLOYEE BENEFITS	0	0	0	0.00	0	0.00

200	ASSOCIATED PAYROLL COSTS	0	275	0	0.00	0	0.00
------------	---------------------------------	----------	------------	----------	-------------	----------	-------------

Total Area	000 UNDESIGNATED	0	1,264	0	0.00	0	0.00
-------------------	-------------------------	----------	--------------	----------	-------------	----------	-------------

Total Function	2240 INSTRUCTIONAL STAFF DEVELOPMENT	0	1,264	0	0.00	0	0.00
-----------------------	---	----------	--------------	----------	-------------	----------	-------------

Function 2410 OFFICE OF THE PRINCIPAL

Area 000 UNDESIGNATED

112	CLASSIFIED SALARIES	171,711	190,664	198,767	4.88	257,256	6.00
113	ADMINISTRATORS	364,893	356,572	374,491	3.00	401,912	3.00
122	SUBSTITUTES - CLASSIFIED	0	1,831	500	0.00	0	0.00
131	ADDITIONAL CERT SALARY	509	0	0	0.00	0	0.00
132	ADDITIONAL CLAS SALARY	43,458	47,598	20,000	0.00	50,000	0.00
138	MILEAGE STIPEND	1,750	1,750	1,750	0.00	1,750	0.00

100	SALARIES	582,321	598,415	595,508	7.88	710,918	9.00
------------	-----------------	----------------	----------------	----------------	-------------	----------------	-------------

211	EMPLOYER CONTRIBUTION TIER 1 & 2	6,244	6,415	5,611	0.00	9,140	0.00
212	EMPLOYEE CONTRIBUTION, PICK-UP	37,025	35,802	34,501	0.00	44,668	0.00
216	EMPLOYER CONTRIBUTION OPSRP	58,154	59,070	65,975	0.00	120,386	0.00

Requirements Report

2022-23 Actuals	2023-24 Actuals	Current Year Budget	Current Year FTE	Proposed 25-26 Budget	Proposed 25-26 FTE
-----------------	-----------------	---------------------	------------------	-----------------------	--------------------

Center 401 PHS

Fund 100 GENERAL FUND

Function 2410 OFFICE OF THE PRINCIPAL

Area 000 UNDESIGNATED

220	SOCIAL SECURITY ADMINISTRATION	44,131	45,450	52,681	0.00	50,102	0.00
231	WORKERS' COMPENSATION	1,634	1,322	2,649	0.00	3,046	0.00
232	UNEMPLOYMENT COMPENSATION	0	0	12,069	0.00	9,824	0.00
233	OR PFMLI	0	2,223	2,277	0.00	2,620	0.00
240	CONTRACTUAL EMPLOYEE BENEFITS	132,898	155,605	171,876	0.00	193,408	0.00

200 ASSOCIATED PAYROLL COSTS 280,087 305,886 347,639 0.00 433,193 0.00

318	PROF & IMPROVE COSTS NON-INSTRUCTIONAL ST.	0	0	500	0.00	500	0.00
322	REPAIRS & MAINTENANCE SERVICES	0	0	342	0.00	342	0.00
324	RENTALS	25,458	26,163	31,901	0.00	31,901	0.00
341	TRAVEL, LOCAL IN DISTRICT	228	156	100	0.00	100	0.00
342	TRAVEL, OUT OF DISTRICT	3,879	744	1,388	0.00	1,388	0.00
351	TELEPHONE	400	0	0	0.00	0	0.00
353	POSTAGE	6,774	5,747	6,800	0.00	6,800	0.00
355	PRINTING AND BINDING	1,784	0	500	0.00	500	0.00
389	OTHER NON-INSTRUCTIONAL PROF & TECH SRVS	459	455	400	0.00	400	0.00
390	OTHER GENERAL PROF & TECHNOLOGICAL SERV	186	93	100	0.00	100	0.00
391	OTHER SUPPORT SERVICES SUBSTITUTES	0	231	3,000	0.00	12,000	0.00

300 PURCHASED SERVICES 39,169 33,590 45,031 0.00 54,031 0.00

411	CLASSROOM/LAB SUPPLIES	1,055	4,355	1,049	0.00	1,049	0.00
412	OFFICE SUPPLIES	761	944	1,000	0.00	1,000	0.00
413	CUSTODIAL/MAINTENANCE SUPPLIES	0	0	104	0.00	104	0.00
414	FOOD SUPPLIES	6,659	4,452	4,425	0.00	4,425	0.00
415	MISCELLANEOUS & TECH SUPPLIES	5,200	4,103	4,200	0.00	4,200	0.00
416	NETWORK PRINTER SUPPLIES	765	511	1,000	0.00	1,000	0.00
440	PERIODICALS	44	70	217	0.00	217	0.00
460	NON-CONSUMABLE ITEMS	1,971	1,013	2,000	0.00	2,000	0.00
470	COMPUTER SOFTWARE	655	961	315	0.00	2,515	0.00
480	COMPUTER HARDWARE	1,980	3,113	2,520	0.00	2,520	0.00

400 SUPPLIES AND MATERIALS 19,089 19,521 16,830 0.00 19,030 0.00

640	DUES AND FEES	3,135	3,435	3,700	0.00	3,700	0.00
-----	---------------	-------	-------	-------	------	-------	------

600 OTHER OBJECTS 3,135 3,435 3,700 0.00 3,700 0.00

Total Area 000 UNDESIGNATED 923,801 960,848 1,008,708 7.88 1,220,872 9.00

Total Function 2410 OFFICE OF THE PRINCIPAL 923,801 960,848 1,008,708 7.88 1,220,872 9.00

Function 2491 ESD SUPPLIES

Area 000 UNDESIGNATED

Requirements Report

2022-23 Actuals 2023-24 Actuals Current Year Budget Current Year FTE Proposed 25-26 Budget Proposed 25-26 FTE

Center 401 PHS

Fund 100 GENERAL FUND

Function 2491 ESD SUPPLIES

Area 000 UNDESIGNATED

412 OFFICE SUPPLIES 3,551 5,215 3,700 0.00 3,700 0.00

400 SUPPLIES AND MATERIALS 3,551 5,215 3,700 0.00 3,700 0.00

Total Area 000 UNDESIGNATED 3,551 5,215 3,700 0.00 3,700 0.00

Total Function 2491 ESD SUPPLIES 3,551 5,215 3,700 0.00 3,700 0.00

Function 2492 GRADUATION

Area 000 UNDESIGNATED

324 RENTALS 311 311 1,350 0.00 1,350 0.00

389 OTHER NON-INSTRUCTIONAL PROF & TECH SRVS 1,850 650 0 0.00 0 0.00

300 PURCHASED SERVICES 2,161 961 1,350 0.00 1,350 0.00

411 CLASSROOM/LAB SUPPLIES 3,117 4,291 4,545 0.00 4,545 0.00

412 OFFICE SUPPLIES 29 0 0 0.00 0 0.00

414 FOOD SUPPLIES 0 376 0 0.00 0 0.00

415 MISCELLANEOUS & TECH SUPPLIES 0 789 0 0.00 0 0.00

460 NON-CONSUMABLE ITEMS 1,110 675 0 0.00 0 0.00

400 SUPPLIES AND MATERIALS 4,256 6,131 4,545 0.00 4,545 0.00

640 DUES AND FEES 0 0 105 0.00 105 0.00

600 OTHER OBJECTS 0 0 105 0.00 105 0.00

Total Area 000 UNDESIGNATED 6,418 7,092 6,000 0.00 6,000 0.00

Total Function 2492 GRADUATION 6,418 7,092 6,000 0.00 6,000 0.00

Function 2542 CARE & UPKEEP - BUILDINGS

Area 000 UNDESIGNATED

112 CLASSIFIED SALARIES 165,625 222,426 223,884 5.00 228,191 5.00

132 ADDITIONAL CLAS SALARY 818 969 0 0.00 0 0.00

100 SALARIES 166,444 223,396 223,884 5.00 228,191 5.00

212 EMPLOYEE CONTRIBUTION, PICK-UP 8,525 11,530 13,433 0.00 13,691 0.00

216 EMPLOYER CONTRIBUTION OPSRP 14,521 20,669 24,068 0.00 40,778 0.00

220 SOCIAL SECURITY ADMINISTRATION 12,649 17,116 17,081 0.00 17,319 0.00

231 WORKERS' COMPENSATION 1,438 3,113 7,934 0.00 3,968 0.00

232 UNEMPLOYMENT COMPENSATION 0 0 4,734 0.00 3,396 0.00

Requirements Report

2022-23 Actuals 2023-24 Actuals Current Year Budget Current Year FTE Proposed 25-26 Budget Proposed 25-26 FTE

Center 401 PHS

Fund 100 GENERAL FUND

Function 2542 CARE & UPKEEP - BUILDINGS

Area 000 UNDESIGNATED

233	OR PFMLI	0	672	893	0.00	386	0.00
240	CONTRACTUAL EMPLOYEE BENEFITS	75,907	80,436	85,272	0.00	64,578	0.00
200	ASSOCIATED PAYROLL COSTS	113,039	133,536	153,415	0.00	144,116	0.00
321	CLEANING SERVICES	27,836	677	0	0.00	0	0.00
322	REPAIRS & MAINTENANCE SERVICES	25,749	26,750	30,000	0.00	30,000	0.00
324	RENTALS	0	0	1,000	0.00	1,000	0.00
325	ELECTRICITY	95,737	106,041	95,000	0.00	115,000	0.00
326	FUEL	53,511	41,549	50,000	0.00	43,000	0.00
327	WATER AND SEWAGE	28,667	28,120	30,000	0.00	30,000	0.00
328	GARBAGE	5,935	11,898	7,300	0.00	7,300	0.00
329	OTHER PROPERTY SERVICES	1,555	1,655	1,500	0.00	1,700	0.00
389	OTHER NON-INSTRUCTIONAL PROF & TECH SRVS	6,984	450	5,000	0.00	5,000	0.00
391	OTHER SUPPORT SERVICES SUBSTITUTES	0	0	0	0.00	10,000	0.00

300 PURCHASED SERVICES 245,975 217,141 219,800 0.00 243,000 0.00

412	OFFICE SUPPLIES	0	0	105	0.00	0	0.00
413	CUSTODIAL/MAINTENANCE SUPPLIES	40,703	67,882	41,500	0.00	41,500	0.00
460	NON-CONSUMABLE ITEMS	8,597	22,069	7,350	0.00	7,350	0.00

400 SUPPLIES AND MATERIALS 49,300 89,951 48,955 0.00 48,850 0.00

640	DUES AND FEES	573	0	420	0.00	420	0.00
-----	---------------	-----	---	-----	------	-----	------

600 OTHER OBJECTS 573 0 420 0.00 420 0.00

Total Area 000 UNDESIGNATED 575,331 664,024 646,473 5.00 664,577 5.00

Area 230 ATHLETICS

322	REPAIRS & MAINTENANCE SERVICES	375	0	0	0.00	0	0.00
328	GARBAGE	52	479	0	0.00	0	0.00

300 PURCHASED SERVICES 427 479 0 0.00 0 0.00

413	CUSTODIAL/MAINTENANCE SUPPLIES	1,643	3,227	2,000	0.00	2,000	0.00
-----	--------------------------------	-------	-------	-------	------	-------	------

400 SUPPLIES AND MATERIALS 1,643 3,227 2,000 0.00 2,000 0.00

Total Area 230 ATHLETICS 2,069 3,706 2,000 0.00 2,000 0.00

Total Function 2542 CARE & UPKEEP - BUILDINGS 577,401 667,730 648,473 5.00 666,577 5.00

Function 2543 CARE & UPKEEP - GROUNDS

Requirements Report

2022-23 Actuals 2023-24 Actuals Current Year Budget Current Year FTE Proposed 25-26 Budget Proposed 25-26 FTE

Center 401 PHS

Fund 100 GENERAL FUND

Function 2543 CARE & UPKEEP - GROUNDS

Area 000 UNDESIGNATED

322	REPAIRS & MAINTENANCE SERVICES	1,980	60	4,500	0.00	2,000	0.00
324	RENTALS	416	437	0	0.00	0	0.00
329	OTHER PROPERTY SERVICES	3,440	3,942	3,500	0.00	4,000	0.00
389	OTHER NON-INSTRUCTIONAL PROF & TECH SRVS	0	0	1,000	0.00	0	0.00

300 PURCHASED SERVICES 5,835 4,439 9,000 0.00 6,000 0.00

413	CUSTODIAL/MAINTENANCE SUPPLIES	7,464	9,180	2,000	0.00	2,000	0.00
460	NON-CONSUMABLE ITEMS	0	0	525	0.00	525	0.00

400 SUPPLIES AND MATERIALS 7,464 9,180 2,525 0.00 2,525 0.00

Total Area 000 UNDESIGNATED 13,300 13,619 11,525 0.00 8,525 0.00

Area 230 ATHLETICS

322	REPAIRS & MAINTENANCE SERVICES	0	400	2,788	0.00	1,093	0.00
324	RENTALS	350	306	300	0.00	300	0.00
325	ELECTRICITY	3,865	4,604	3,300	0.00	5,000	0.00
328	GARBAGE	5,477	5,274	3,800	0.00	5,500	0.00
389	OTHER NON-INSTRUCTIONAL PROF & TECH SRVS	700	2,355	4,000	0.00	3,000	0.00

300 PURCHASED SERVICES 10,392 12,939 14,188 0.00 14,893 0.00

413	CUSTODIAL/MAINTENANCE SUPPLIES	16,487	6,560	11,000	0.00	11,000	0.00
460	NON-CONSUMABLE ITEMS	192	0	0	0.00	0	0.00

400 SUPPLIES AND MATERIALS 16,679 6,560 11,000 0.00 11,000 0.00

Total Area 230 ATHLETICS 27,071 19,499 25,188 0.00 25,893 0.00

Total Function 2543 CARE & UPKEEP - GROUNDS 40,370 33,117 36,713 0.00 34,418 0.00

Function 2546 SECURITY SERVICES

Area 000 UNDESIGNATED

322	REPAIRS & MAINTENANCE SERVICES	0	0	800	0.00	0	0.00
389	OTHER NON-INSTRUCTIONAL PROF & TECH SRVS	7,061	6,746	5,000	0.00	5,000	0.00

300 PURCHASED SERVICES 7,061 6,746 5,800 0.00 5,000 0.00

415	MISCELLANEOUS & TECH SUPPLIES	0	13	0	0.00	0	0.00
460	NON-CONSUMABLE ITEMS	0	805	525	0.00	525	0.00

400 SUPPLIES AND MATERIALS 0 817 525 0.00 525 0.00

Requirements Report

2022-23 Actuals 2023-24 Actuals Current Year Budget Current Year FTE Proposed 25-26 Budget Proposed 25-26 FTE

Center 401 PHS

Total Area	000	UNDESIGNATED	7,061	7,563	6,325	0.00	5,525	0.00
Total Function	2546	SECURITY SERVICES	7,061	7,563	6,325	0.00	5,525	0.00
Function	2547	ASBESTOS/RADON MANAGEMENT						
Area	000	UNDESIGNATED						
	389	OTHER NON-INSTRUCTIONAL PROF & TECH SRVS	0	40	0	0.00	0	0.00
300		PURCHASED SERVICES	0	40	0	0.00	0	0.00
Total Area	000	UNDESIGNATED	0	40	0	0.00	0	0.00
Total Function	2547	ASBESTOS/RADON MANAGEMENT	0	40	0	0.00	0	0.00
Function	2548	INTEGRATED PEST MANAGEMENT						
Area	000	UNDESIGNATED						
	322	REPAIRS & MAINTENANCE SERVICES	0	0	1,395	0.00	1,395	0.00
300		PURCHASED SERVICES	0	0	1,395	0.00	1,395	0.00
Total Area	000	UNDESIGNATED	0	0	1,395	0.00	1,395	0.00
Total Function	2548	INTEGRATED PEST MANAGEMENT	0	0	1,395	0.00	1,395	0.00
Function	2551	SERVICE AREA DIRECTION						
Area	110	SOCIAL STUDIES						
	331	REIMBURSABLE STUDENT TRANSPORTATION	54	0	300	0.00	300	0.00
300		PURCHASED SERVICES	54	0	300	0.00	300	0.00
Total Area	110	SOCIAL STUDIES	54	0	300	0.00	300	0.00
Area	120	SCIENCE						
	331	REIMBURSABLE STUDENT TRANSPORTATION	0	0	300	0.00	300	0.00
300		PURCHASED SERVICES	0	0	300	0.00	300	0.00
Total Area	120	SCIENCE	0	0	300	0.00	300	0.00
Area	131	ART						
	331	REIMBURSABLE STUDENT TRANSPORTATION	0	0	180	0.00	480	0.00
300		PURCHASED SERVICES	0	0	180	0.00	480	0.00

Requirements Report

	2022-23 Actuals	2023-24 Actuals	Current Year Budget	Current Year FTE	Proposed 25-26 Budget	Proposed 25-26 FTE
--	-----------------	-----------------	---------------------	------------------	-----------------------	--------------------

Center 401 PHS

Total Area	131	ART	0	0	180	0.00	480	0.00
-------------------	------------	------------	----------	----------	------------	-------------	------------	-------------

Area	132	INSTRUMENTAL MUSIC						
-------------	------------	---------------------------	--	--	--	--	--	--

331 REIMBURSABLE STUDENT TRANSPORTATION			0	115	675	0.00	500	0.00
332 NON-REIMBURSABLE STUDENT TRANSPORTATION			4,109	6,424	5,000	0.00	5,000	0.00

300		PURCHASED SERVICES	4,109	6,538	5,675	0.00	5,500	0.00
------------	--	---------------------------	--------------	--------------	--------------	-------------	--------------	-------------

Total Area	132	INSTRUMENTAL MUSIC	4,109	6,538	5,675	0.00	5,500	0.00
-------------------	------------	---------------------------	--------------	--------------	--------------	-------------	--------------	-------------

Area	133	VOCAL MUSIC						
-------------	------------	--------------------	--	--	--	--	--	--

331 REIMBURSABLE STUDENT TRANSPORTATION			0	0	450	0.00	450	0.00
---	--	--	---	---	-----	------	-----	------

300		PURCHASED SERVICES	0	0	450	0.00	450	0.00
------------	--	---------------------------	----------	----------	------------	-------------	------------	-------------

Total Area	133	VOCAL MUSIC	0	0	450	0.00	450	0.00
-------------------	------------	--------------------	----------	----------	------------	-------------	------------	-------------

Area	134	PHOTO VIDEO						
-------------	------------	--------------------	--	--	--	--	--	--

331 REIMBURSABLE STUDENT TRANSPORTATION			0	0	300	0.00	300	0.00
---	--	--	---	---	-----	------	-----	------

300		PURCHASED SERVICES	0	0	300	0.00	300	0.00
------------	--	---------------------------	----------	----------	------------	-------------	------------	-------------

Total Area	134	PHOTO VIDEO	0	0	300	0.00	300	0.00
-------------------	------------	--------------------	----------	----------	------------	-------------	------------	-------------

Area	135	THEATER						
-------------	------------	----------------	--	--	--	--	--	--

332 NON-REIMBURSABLE STUDENT TRANSPORTATION			807	0	0	0.00	0	0.00
---	--	--	-----	---	---	------	---	------

300		PURCHASED SERVICES	807	0	0	0.00	0	0.00
------------	--	---------------------------	------------	----------	----------	-------------	----------	-------------

Total Area	135	THEATER	807	0	0	0.00	0	0.00
-------------------	------------	----------------	------------	----------	----------	-------------	----------	-------------

Area	180	MATHEMATICS						
-------------	------------	--------------------	--	--	--	--	--	--

331 REIMBURSABLE STUDENT TRANSPORTATION			428	0	630	0.00	630	0.00
---	--	--	-----	---	-----	------	-----	------

300		PURCHASED SERVICES	428	0	630	0.00	630	0.00
------------	--	---------------------------	------------	----------	------------	-------------	------------	-------------

Total Area	180	MATHEMATICS	428	0	630	0.00	630	0.00
-------------------	------------	--------------------	------------	----------	------------	-------------	------------	-------------

Area	190	HEALTH EDUCATION						
-------------	------------	-------------------------	--	--	--	--	--	--

331 REIMBURSABLE STUDENT TRANSPORTATION			0	0	144	0.00	144	0.00
---	--	--	---	---	-----	------	-----	------

300		PURCHASED SERVICES	0	0	144	0.00	144	0.00
------------	--	---------------------------	----------	----------	------------	-------------	------------	-------------

Total Area	190	HEALTH EDUCATION	0	0	144	0.00	144	0.00
-------------------	------------	-------------------------	----------	----------	------------	-------------	------------	-------------

Area	230	ATHLETICS						
-------------	------------	------------------	--	--	--	--	--	--

Requirements Report

2022-23 Actuals 2023-24 Actuals Current Year Budget Current Year FTE Proposed 25-26 Budget Proposed 25-26 FTE

Center 401 PHS

Fund 100 GENERAL FUND

Function	2551	SERVICE AREA DIRECTION						
Area	230	ATHLETICS						
331		REIMBURSABLE STUDENT TRANSPORTATION	0	815	0	0.00	0	0.00
332		NON-REIMBURSABLE STUDENT TRANSPORTATION	52,773	59,962	56,600	0.00	60,000	0.00
300		PURCHASED SERVICES	52,773	60,777	56,600	0.00	60,000	0.00
<hr style="border-top: 1px dashed black;"/>								
Total Area	230	ATHLETICS	52,773	60,777	56,600	0.00	60,000	0.00
Area	250	OTHER EXTRACURRICULAR STUDENT ACTIVITIES						
331		REIMBURSABLE STUDENT TRANSPORTATION	183	364	100	0.00	100	0.00
332		NON-REIMBURSABLE STUDENT TRANSPORTATION	0	0	100	0.00	100	0.00
300		PURCHASED SERVICES	183	364	200	0.00	200	0.00
<hr style="border-top: 1px dashed black;"/>								
Total Area	250	OTHER EXTRACURRICULAR STUDENT ACTIVITIES	183	364	200	0.00	200	0.00
Area	270	CAREER-RELATED LEARNING						
331		REIMBURSABLE STUDENT TRANSPORTATION	1,831	1,544	2,900	0.00	2,900	0.00
332		NON-REIMBURSABLE STUDENT TRANSPORTATION	0	0	200	0.00	200	0.00
300		PURCHASED SERVICES	1,831	1,544	3,100	0.00	3,100	0.00
<hr style="border-top: 1px dashed black;"/>								
Total Area	270	CAREER-RELATED LEARNING	1,831	1,544	3,100	0.00	3,100	0.00
Area	320	SPECIAL EDUCATION						
331		REIMBURSABLE STUDENT TRANSPORTATION	144	1,404	0	0.00	0	0.00
332		NON-REIMBURSABLE STUDENT TRANSPORTATION	0	350	0	0.00	0	0.00
300		PURCHASED SERVICES	144	1,754	0	0.00	0	0.00
<hr style="border-top: 1px dashed black;"/>								
Total Area	320	SPECIAL EDUCATION	144	1,754	0	0.00	0	0.00
Area	513	SPEECH AND DEBATE						
331		REIMBURSABLE STUDENT TRANSPORTATION	0	0	250	0.00	250	0.00
300		PURCHASED SERVICES	0	0	250	0.00	250	0.00
<hr style="border-top: 1px dashed black;"/>								
Total Area	513	SPEECH AND DEBATE	0	0	250	0.00	250	0.00
Area	521	BUSINESS						
331		REIMBURSABLE STUDENT TRANSPORTATION	0	0	1,000	0.00	1,000	0.00
332		NON-REIMBURSABLE STUDENT TRANSPORTATION	0	2,260	300	0.00	300	0.00

Requirements Report

2022-23 Actuals 2023-24 Actuals Current Year Budget Current Year FTE Proposed 25-26 Budget Proposed 25-26 FTE

Center 401 PHS

300	PURCHASED SERVICES	0	2,260	1,300	0.00	1,300	0.00
Total Area	521 BUSINESS	0	2,260	1,300	0.00	1,300	0.00
Area	552 WELDING						
331	REIMBURSABLE STUDENT TRANSPORTATION	274	102	0	0.00	0	0.00
300	PURCHASED SERVICES	274	102	0	0.00	0	0.00
Total Area	552 WELDING	274	102	0	0.00	0	0.00
Area	560 NATURAL RESOURCE SYSTEMS						
331	REIMBURSABLE STUDENT TRANSPORTATION	0	1,167	100	0.00	100	0.00
300	PURCHASED SERVICES	0	1,167	100	0.00	100	0.00
Total Area	560 NATURAL RESOURCE SYSTEMS	0	1,167	100	0.00	100	0.00
Area	571 CULINARY						
331	REIMBURSABLE STUDENT TRANSPORTATION	0	80	297	0.00	297	0.00
300	PURCHASED SERVICES	0	80	297	0.00	297	0.00
Total Area	571 CULINARY	0	80	297	0.00	297	0.00
Total Function	2551 SERVICE AREA DIRECTION	60,602	74,586	69,826	0.00	73,351	0.00
Function	2552 VEHICLE OPERATION SERVICES						
Area	131 ART						
343	TRAVEL-STUDENT, OUT OF DISTRICT	474	0	500	0.00	200	0.00
300	PURCHASED SERVICES	474	0	500	0.00	200	0.00
Total Area	131 ART	474	0	500	0.00	200	0.00
Area	132 INSTRUMENTAL MUSIC						
343	TRAVEL-STUDENT, OUT OF DISTRICT	1,131	1,143	683	0.00	1,236	0.00
300	PURCHASED SERVICES	1,131	1,143	683	0.00	1,236	0.00
Total Area	132 INSTRUMENTAL MUSIC	1,131	1,143	683	0.00	1,236	0.00
Area	230 ATHLETICS						
343	TRAVEL-STUDENT, OUT OF DISTRICT	6,019	7,199	6,050	0.00	6,050	0.00
300	PURCHASED SERVICES	6,019	7,199	6,050	0.00	6,050	0.00

Requirements Report

2022-23 Actuals 2023-24 Actuals Current Year Budget Current Year FTE Proposed 25-26 Budget Proposed 25-26 FTE

Center 401 PHS

Total Area	230	ATHLETICS	6,019	7,199	6,050	0.00	6,050	0.00
Area	250	OTHER EXTRACURRICULAR STUDENT ACTIVITIES						
	343	TRAVEL-STUDENT, OUT OF DISTRICT	75	0	105	0.00	105	0.00
300		PURCHASED SERVICES	75	0	105	0.00	105	0.00
Total Area	250	OTHER EXTRACURRICULAR STUDENT ACTIVITIES	75	0	105	0.00	105	0.00
Area	513	SPEECH AND DEBATE						
	343	TRAVEL-STUDENT, OUT OF DISTRICT	0	0	420	0.00	420	0.00
300		PURCHASED SERVICES	0	0	420	0.00	420	0.00
Total Area	513	SPEECH AND DEBATE	0	0	420	0.00	420	0.00
Area	521	BUSINESS						
	343	TRAVEL-STUDENT, OUT OF DISTRICT	108	67	420	0.00	420	0.00
300		PURCHASED SERVICES	108	67	420	0.00	420	0.00
Total Area	521	BUSINESS	108	67	420	0.00	420	0.00
Area	560	NATURAL RESOURCE SYSTEMS						
	343	TRAVEL-STUDENT, OUT OF DISTRICT	704	875	2,100	0.00	2,100	0.00
300		PURCHASED SERVICES	704	875	2,100	0.00	2,100	0.00
Total Area	560	NATURAL RESOURCE SYSTEMS	704	875	2,100	0.00	2,100	0.00
Area	571	CULINARY						
	343	TRAVEL-STUDENT, OUT OF DISTRICT	0	87	0	0.00	0	0.00
300		PURCHASED SERVICES	0	87	0	0.00	0	0.00
Total Area	571	CULINARY	0	87	0	0.00	0	0.00
Total Function	2552	VEHICLE OPERATION SERVICES	8,511	9,370	10,278	0.00	10,531	0.00
Function	2669	OTHER TECHNOLOGY SERVICES						
Area	000	UNDESIGNATED						
	351	TELEPHONE	5,386	5,827	6,800	0.00	6,800	0.00
	359	OTHER COMMUNICATION SERVICES	18,319	19,800	20,000	0.00	10,800	0.00
300		PURCHASED SERVICES	23,704	25,627	26,800	0.00	17,600	0.00

Requirements Report

			2022-23 Actuals	2023-24 Actuals	Current Year Budget	Current Year FTE	Proposed 25-26 Budget	Proposed 25-26 FTE
Center 401 PHS								
	460	NON-CONSUMABLE ITEMS	0	63	0	0.00	0	0.00
	400	SUPPLIES AND MATERIALS	0	63	0	0.00	0	0.00
<hr/>								
Total Area	000	UNDESIGNATED	23,704	25,690	26,800	0.00	17,600	0.00
<hr/>								
Total Function	2669	OTHER TECHNOLOGY SERVICES	23,704	25,690	26,800	0.00	17,600	0.00
<hr/>								
Function	2680	INTERPRETATION AND TRANSLATION SERVICES						
Area	000	UNDESIGNATED						
	112	CLASSIFIED SALARIES	7,017	13,595	0	0.00	0	0.00
	100	SALARIES	7,017	13,595	0	0.00	0	0.00
	212	EMPLOYEE CONTRIBUTION, PICK-UP	382	816	0	0.00	0	0.00
	216	EMPLOYER CONTRIBUTION OPSRP	651	1,461	0	0.00	0	0.00
	220	SOCIAL SECURITY ADMINISTRATION	537	1,040	0	0.00	0	0.00
	231	WORKERS' COMPENSATION	33	34	0	0.00	0	0.00
	233	OR PFMLI	0	54	0	0.00	0	0.00
	240	CONTRACTUAL EMPLOYEE BENEFITS	6	9	0	0.00	0	0.00
	200	ASSOCIATED PAYROLL COSTS	1,610	3,414	0	0.00	0	0.00
<hr/>								
Total Area	000	UNDESIGNATED	8,627	17,009	0	0.00	0	0.00
<hr/>								
Area	280	ESL						
	112	CLASSIFIED SALARIES	7,183	13,595	39,705	1.00	0	0.00
	100	SALARIES	7,183	13,595	39,705	1.00	0	0.00
	212	EMPLOYEE CONTRIBUTION, PICK-UP	392	816	2,382	0.00	0	0.00
	216	EMPLOYER CONTRIBUTION OPSRP	668	1,461	4,268	0.00	0	0.00
	220	SOCIAL SECURITY ADMINISTRATION	549	1,040	3,037	0.00	0	0.00
	231	WORKERS' COMPENSATION	34	34	189	0.00	0	0.00
	232	UNEMPLOYMENT COMPENSATION	0	0	842	0.00	0	0.00
	233	OR PFMLI	0	54	159	0.00	0	0.00
	240	CONTRACTUAL EMPLOYEE BENEFITS	6	9	29	0.00	0	0.00
	200	ASSOCIATED PAYROLL COSTS	1,650	3,414	10,907	0.00	0	0.00
<hr/>								
Total Area	280	ESL	8,833	17,009	50,612	1.00	0	0.00
<hr/>								
Total Function	2680	INTERPRETATION AND TRANSLATION SERVICES	17,460	34,017	50,612	1.00	0	0.00
<hr/>								
Major Function	2000	SUPPORT SERVICES	2,192,287	2,370,652	2,416,137	18.88	2,801,212	21.00
<hr/>								
Function	4150	BUILDING ACQUISITION, CONSTRUCTION, IMPROVEMENT						
Area	000	UNDESIGNATED						

Requirements Report

2022-23 Actuals 2023-24 Actuals Current Year Budget Current Year FTE Proposed 25-26 Budget Proposed 25-26 FTE

Center 401 PHS

Fund 100 GENERAL FUND

Function 4150 BUILDING ACQUISITION, CONSTRUCTION, IMPROVEMENT

Area 000 UNDESIGNATED

520 BUILDINGS ACQUISITION 28,418 3,843 0 0.00 0 0.00

500 CAPITAL OUTLAY 28,418 3,843 0 0.00 0 0.00

Total Area 000 UNDESIGNATED 28,418 3,843 0 0.00 0 0.00

Total Function 4150 BUILDING ACQUISITION, CONSTRUCTION, IMPROVEMENT 28,418 3,843 0 0.00 0 0.00

Major Function 4000 FACILITIES ACQUISITION AND CONSTRUCTION 28,418 3,843 0 0.00 0 0.00

Total Fund 100 GENERAL FUND 6,829,437 7,512,443 8,064,213 64.64 9,041,222 68.60

Total Center 401 PHS 6,829,437 7,512,443 8,064,213 64.64 9,041,222 68.60

Requirements Report

2022-23 Actuals 2023-24 Actuals Current Year Budget Current Year FTE Proposed 25-26 Budget Proposed 25-26 FTE

Center 402 TMS

Fund 100 GENERAL FUND

Function 1121 MIDDLE/JUNIOR HIGH PROGRAMS

Area 000 UNDESIGNATED

121	SUBSTITUTES - LICENSED	45	556	0	0.00	0	0.00
131	ADDITIONAL CERT SALARY	130	624	0	0.00	0	0.00
100	SALARIES	175	1,180	0	0.00	0	0.00
211	EMPLOYER CONTRIBUTION TIER 1 & 2	6	0	0	0.00	0	0.00
212	EMPLOYEE CONTRIBUTION, PICK-UP	10	71	0	0.00	0	0.00
216	EMPLOYER CONTRIBUTION OPSRP	13	127	0	0.00	0	0.00
220	SOCIAL SECURITY ADMINISTRATION	13	84	0	0.00	0	0.00
231	WORKERS' COMPENSATION	1	3	0	0.00	0	0.00
233	OR PFMLI	0	4	0	0.00	0	0.00

200 ASSOCIATED PAYROLL COSTS 43 288 0 0.00 0 0.00

Total Area 000 UNDESIGNATED 218 1,468 0 0.00 0 0.00

Area 050 GENERAL CLASSROOM INSTRUCTION

111	LICENSED SALARIES	38,805	40,908	42,274	0.50	0	0.00
112	CLASSIFIED SALARIES	7,519	0	0	0.00	0	0.00
121	SUBSTITUTES - LICENSED	2,707	2,880	5,000	0.00	5,000	0.00
122	SUBSTITUTES - CLASSIFIED	1,799	0	0	0.00	3,000	0.00
131	ADDITIONAL CERT SALARY	1,515	0	0	0.00	2,500	0.00
132	ADDITIONAL CLAS SALARY	122	0	0	0.00	0	0.00
100	SALARIES	52,466	43,788	47,274	0.50	10,500	0.00
211	EMPLOYER CONTRIBUTION TIER 1 & 2	34	4,819	5,745	0.00	0	0.00
212	EMPLOYEE CONTRIBUTION, PICK-UP	2,088	2,006	2,536	0.00	0	0.00
216	EMPLOYER CONTRIBUTION OPSRP	3,530	0	0	0.00	0	0.00
217	RETIREE TIER 1 & 2 CONTRIBUTION	84	0	0	0.00	0	0.00
220	SOCIAL SECURITY ADMINISTRATION	3,999	3,266	3,163	0.00	0	0.00
231	WORKERS' COMPENSATION	152	97	193	0.00	0	0.00
232	UNEMPLOYMENT COMPENSATION	0	0	877	0.00	0	0.00
233	OR PFMLI	0	171	165	0.00	0	0.00
240	CONTRACTUAL EMPLOYEE BENEFITS	13,979	14,829	15,363	0.00	0	0.00

200 ASSOCIATED PAYROLL COSTS 23,869 25,187 28,042 0.00 0 0.00

311	INSTRUCTIONAL SERVICES	58,426	56,430	94,950	0.00	91,950	0.00
314	INSTRUCTIONAL SERVICES- CLASSIFIED I.A. SUBS*	287	8,750	20,000	0.00	20,000	0.00
390	OTHER GENERAL PROF & TECHNOLOGICAL SERVI	5,203	4,453	4,000	0.00	4,000	0.00

300 PURCHASED SERVICES 63,917 69,633 118,950 0.00 115,950 0.00

411	CLASSROOM/LAB SUPPLIES	14,227	4,403	3,675	0.00	3,675	0.00
415	MISCELLANEOUS & TECH SUPPLIES	1,424	0	0	0.00	0	0.00

Requirements Report

2022-23 Actuals 2023-24 Actuals Current Year Budget Current Year FTE Proposed 25-26 Budget Proposed 25-26 FTE

Center 402 TMS

Fund 100 GENERAL FUND

Function 1121 MIDDLE/JUNIOR HIGH PROGRAMS

Area 050 GENERAL CLASSROOM INSTRUCTION

416	NETWORK PRINTER SUPPLIES	0	69	1,800	0.00	1,800	0.00
420	TEXTBOOKS	231,586	0	0	0.00	0	0.00
460	NON-CONSUMABLE ITEMS	2,350	2,372	0	0.00	3,000	0.00
480	COMPUTER HARDWARE	16,200	2,938	9,000	0.00	5,000	0.00
400	SUPPLIES AND MATERIALS	265,787	9,781	14,475	0.00	13,475	0.00
640	DUES AND FEES	480	809	473	0.00	873	0.00
600	OTHER OBJECTS	480	809	473	0.00	873	0.00

Total Area	050 GENERAL CLASSROOM INSTRUCTION	406,518	149,198	209,213	0.50	140,798	0.00
-------------------	--	----------------	----------------	----------------	-------------	----------------	-------------

Area 100 ENGLISH

111	LICENSED SALARIES	326,902	337,388	364,569	4.50	393,430	4.50
131	ADDITIONAL CERT SALARY	701	527	500	0.00	0	0.00
100	SALARIES	327,603	337,915	365,069	4.50	393,430	4.50
211	EMPLOYER CONTRIBUTION TIER 1 & 2	16,910	17,073	18,750	0.00	19,942	0.00
212	EMPLOYEE CONTRIBUTION, PICK-UP	19,656	20,507	21,874	0.00	23,606	0.00
216	EMPLOYER CONTRIBUTION OPSRP	20,475	23,236	24,360	0.00	53,376	0.00
220	SOCIAL SECURITY ADMINISTRATION	24,537	25,238	26,972	0.00	29,916	0.00
231	WORKERS' COMPENSATION	924	761	1,668	0.00	1,795	0.00
232	UNEMPLOYMENT COMPENSATION	0	0	7,474	0.00	5,866	0.00
233	OR PFMLI	0	1,320	1,410	0.00	1,564	0.00
240	CONTRACTUAL EMPLOYEE BENEFITS	85,676	87,277	92,164	0.00	83,326	0.00
200	ASSOCIATED PAYROLL COSTS	168,179	175,411	194,672	0.00	219,392	0.00
322	REPAIRS & MAINTENANCE SERVICES	87	0	0	0.00	0	0.00
300	PURCHASED SERVICES	87	0	0	0.00	0	0.00
411	CLASSROOM/LAB SUPPLIES	725	1,966	1,050	0.00	2,100	0.00
414	FOOD SUPPLIES	98	87	0	0.00	0	0.00
415	MISCELLANEOUS & TECH SUPPLIES	0	23	0	0.00	0	0.00
416	NETWORK PRINTER SUPPLIES	26	0	0	0.00	210	0.00
420	TEXTBOOKS	4,517	5,413	525	0.00	630	0.00
440	PERIODICALS	0	0	210	0.00	0	0.00
460	NON-CONSUMABLE ITEMS	0	0	1,050	0.00	300	0.00
470	COMPUTER SOFTWARE	263	138	1,050	0.00	500	0.00
480	COMPUTER HARDWARE	0	0	263	0.00	513	0.00
400	SUPPLIES AND MATERIALS	5,629	7,627	4,148	0.00	4,253	0.00

Requirements Report

2022-23 Actuals 2023-24 Actuals Current Year Budget Current Year FTE Proposed 25-26 Budget Proposed 25-26 FTE

Center 402 TMS

Fund 100 GENERAL FUND

Function 1121 MIDDLE/JUNIOR HIGH PROGRAMS

Area 100 ENGLISH

640 DUES AND FEES	0	0	105	0.00	0	0.00
-------------------	---	---	-----	------	---	------

600 OTHER OBJECTS	0	0	105	0.00	0	0.00
--------------------------	----------	----------	------------	-------------	----------	-------------

Total Area 100 ENGLISH	501,498	520,954	563,993	4.50	617,074	4.50
-------------------------------	----------------	----------------	----------------	-------------	----------------	-------------

Area 110 SOCIAL STUDIES

111 LICENSED SALARIES	210,515	221,085	229,483	2.50	184,901	2.50
131 ADDITIONAL CERT SALARY	133	105	0	0.00	0	0.00

100 SALARIES	210,648	221,191	229,483	2.50	184,901	2.50
---------------------	----------------	----------------	----------------	-------------	----------------	-------------

211 EMPLOYER CONTRIBUTION TIER 1 & 2	16,896	17,522	18,750	0.00	0	0.00
212 EMPLOYER CONTRIBUTION, PICK-UP	12,639	13,040	13,769	0.00	11,094	0.00
216 EMPLOYER CONTRIBUTION OPSRP	8,575	9,503	9,838	0.00	33,042	0.00
220 SOCIAL SECURITY ADMINISTRATION	15,899	16,002	16,034	0.00	14,145	0.00
231 WORKERS' COMPENSATION	593	480	1,043	0.00	848	0.00
232 UNEMPLOYMENT COMPENSATION	0	0	4,443	0.00	2,774	0.00
233 OR PFMLI	0	837	838	0.00	740	0.00
240 CONTRACTUAL EMPLOYEE BENEFITS	47,578	49,955	51,202	0.00	42,166	0.00

200 ASSOCIATED PAYROLL COSTS	102,179	107,337	115,918	0.00	104,808	0.00
-------------------------------------	----------------	----------------	----------------	-------------	----------------	-------------

411 CLASSROOM/LAB SUPPLIES	572	1,217	1,260	0.00	1,260	0.00
414 FOOD SUPPLIES	0	54	0	0.00	0	0.00
420 TEXTBOOKS	2,368	0	525	0.00	525	0.00
470 COMPUTER SOFTWARE	99	99	105	0.00	105	0.00

400 SUPPLIES AND MATERIALS	3,039	1,369	1,890	0.00	1,890	0.00
-----------------------------------	--------------	--------------	--------------	-------------	--------------	-------------

Total Area 110 SOCIAL STUDIES	315,866	329,897	347,291	2.50	291,599	2.50
--------------------------------------	----------------	----------------	----------------	-------------	----------------	-------------

Area 120 SCIENCE

111 LICENSED SALARIES	165,571	180,960	192,355	2.60	204,697	2.60
131 ADDITIONAL CERT SALARY	578	88	0	0.00	0	0.00

100 SALARIES	166,150	181,048	192,355	2.60	204,697	2.60
---------------------	----------------	----------------	----------------	-------------	----------------	-------------

212 EMPLOYEE CONTRIBUTION, PICK-UP	9,969	10,863	11,541	0.00	12,282	0.00
216 EMPLOYER CONTRIBUTION OPSRP	16,980	19,463	20,678	0.00	36,579	0.00
220 SOCIAL SECURITY ADMINISTRATION	12,601	13,740	14,605	0.00	15,384	0.00
231 WORKERS' COMPENSATION	472	403	882	0.00	935	0.00
232 UNEMPLOYMENT COMPENSATION	0	0	4,047	0.00	3,016	0.00
233 OR PFMLI	0	718	764	0.00	804	0.00
240 CONTRACTUAL EMPLOYEE BENEFITS	30,435	31,626	32,778	0.00	33,738	0.00

Requirements Report

			2022-23 Actuals	2023-24 Actuals	Current Year Budget	Current Year FTE	Proposed 25-26 Budget	Proposed 25-26 FTE
Center 402 TMS								
200	ASSOCIATED PAYROLL COSTS		70,457	76,814	85,296	0.00	102,740	0.00
322	REPAIRS & MAINTENANCE SERVICES		0	0	150	0.00	150	0.00
355	PRINTING AND BINDING		0	0	100	0.00	100	0.00
300	PURCHASED SERVICES		0	0	250	0.00	250	0.00
411	CLASSROOM/LAB SUPPLIES		1,354	2,327	1,890	0.00	1,890	0.00
412	OFFICE SUPPLIES		54	0	0	0.00	0	0.00
414	FOOD SUPPLIES		49	45	0	0.00	0	0.00
460	NON-CONSUMABLE ITEMS		915	0	945	0.00	945	0.00
470	COMPUTER SOFTWARE		0	0	263	0.00	263	0.00
480	COMPUTER HARDWARE		0	0	525	0.00	525	0.00
400	SUPPLIES AND MATERIALS		2,373	2,372	3,623	0.00	3,623	0.00
<hr/>								
Total Area	120 SCIENCE		238,979	260,234	281,523	2.60	311,309	2.60
Area	131 ART							
111	LICENSED SALARIES		77,241	81,520	83,964	1.00	86,483	1.00
100	SALARIES		77,241	81,520	83,964	1.00	86,483	1.00
211	EMPLOYER CONTRIBUTION TIER 1 & 2		10,296	11,079	11,411	0.00	18,205	0.00
212	EMPLOYEE CONTRIBUTION, PICK-UP		4,634	4,891	5,038	0.00	5,189	0.00
220	SOCIAL SECURITY ADMINISTRATION		5,864	6,191	6,378	0.00	6,616	0.00
231	WORKERS' COMPENSATION		217	180	383	0.00	396	0.00
232	UNEMPLOYMENT COMPENSATION		0	0	1,767	0.00	1,297	0.00
233	OR PFMLI		0	324	333	0.00	346	0.00
240	CONTRACTUAL EMPLOYEE BENEFITS		19,033	19,761	20,481	0.00	21,081	0.00
200	ASSOCIATED PAYROLL COSTS		40,044	42,425	45,791	0.00	53,129	0.00
411	CLASSROOM/LAB SUPPLIES		1,251	1,940	2,814	0.00	2,814	0.00
480	COMPUTER HARDWARE		0	879	210	0.00	210	0.00
400	SUPPLIES AND MATERIALS		1,251	2,819	3,024	0.00	3,024	0.00
<hr/>								
Total Area	131 ART		118,536	126,764	132,779	1.00	142,636	1.00
Area	132 INSTRUMENTAL MUSIC							
111	LICENSED SALARIES		0	0	0	0.00	76,481	1.00
100	SALARIES		0	0	0	0.00	76,481	1.00
212	EMPLOYEE CONTRIBUTION, PICK-UP		0	0	0	0.00	4,589	0.00
216	EMPLOYER CONTRIBUTION OPSRP		0	0	0	0.00	13,667	0.00
220	SOCIAL SECURITY ADMINISTRATION		0	0	0	0.00	5,561	0.00
231	WORKERS' COMPENSATION		0	0	0	0.00	353	0.00
232	UNEMPLOYMENT COMPENSATION		0	0	0	0.00	1,090	0.00
233	OR PFMLI		0	0	0	0.00	291	0.00
240	CONTRACTUAL EMPLOYEE BENEFITS		0	0	0	0.00	21,081	0.00

Requirements Report

	2022-23 Actuals	2023-24 Actuals	Current Year Budget	Current Year FTE	Proposed 25-26 Budget	Proposed 25-26 FTE
--	-----------------	-----------------	---------------------	------------------	-----------------------	--------------------

Center 402 TMS

200	ASSOCIATED PAYROLL COSTS	0	0	0	0.00	46,632	0.00
	322 REPAIRS & MAINTENANCE SERVICES	3,338	0	800	0.00	800	0.00
300	PURCHASED SERVICES	3,338	0	800	0.00	800	0.00
	411 CLASSROOM/LAB SUPPLIES	0	1,764	1,155	0.00	1,155	0.00
	415 MISCELLANEOUS & TECH SUPPLIES	0	68	0	0.00	0	0.00
	460 NON-CONSUMABLE ITEMS	120	0	5,000	0.00	5,000	0.00
400	SUPPLIES AND MATERIALS	120	1,832	6,155	0.00	6,155	0.00
	640 DUES AND FEES	0	160	0	0.00	0	0.00
600	OTHER OBJECTS	0	160	0	0.00	0	0.00
<hr/>							
Total Area	132 INSTRUMENTAL MUSIC	3,458	1,992	6,955	0.00	130,068	1.00
<hr/>							
Area	133 VOCAL MUSIC						
	319 OTHER INSTRUCTIONAL, PROF & TECHNICAL SRVE	0	0	100	0.00	100	0.00
	322 REPAIRS & MAINTENANCE SERVICES	0	0	200	0.00	200	0.00
	341 TRAVEL, LOCAL IN DISTRICT	0	0	250	0.00	250	0.00
300	PURCHASED SERVICES	0	0	550	0.00	550	0.00
	411 CLASSROOM/LAB SUPPLIES	0	0	525	0.00	525	0.00
400	SUPPLIES AND MATERIALS	0	0	525	0.00	525	0.00
<hr/>							
Total Area	133 VOCAL MUSIC	0	0	1,075	0.00	1,075	0.00
<hr/>							
Area	180 MATHEMATICS						
	111 LICENSED SALARIES	494,880	479,913	504,848	6.00	435,372	5.00
	131 ADDITIONAL CERT SALARY	609	70	0	0.00	0	0.00
100	SALARIES	495,489	479,984	504,848	6.00	435,372	5.00
	211 EMPLOYER CONTRIBUTION TIER 1 & 2	33,395	24,098	24,937	0.00	44,784	0.00
	212 EMPLOYEE CONTRIBUTION, PICK-UP	27,002	28,799	30,291	0.00	20,518	0.00
	216 EMPLOYER CONTRIBUTION OPSRP	20,360	32,536	34,546	0.00	27,334	0.00
	217 RETIREE TIER 1 & 2 CONTRIBUTION	0	0	0	0.00	19,664	0.00
	220 SOCIAL SECURITY ADMINISTRATION	36,607	35,704	37,612	0.00	36,998	0.00
	231 WORKERS' COMPENSATION	1,399	1,057	2,294	0.00	1,969	0.00
	232 UNEMPLOYMENT COMPENSATION	0	0	10,423	0.00	6,274	0.00
	233 OR PFMLI	0	1,867	1,967	0.00	1,673	0.00
	240 CONTRACTUAL EMPLOYEE BENEFITS	104,923	100,861	105,024	0.00	87,501	0.00
200	ASSOCIATED PAYROLL COSTS	223,686	224,922	247,093	0.00	246,715	0.00
	390 OTHER GENERAL PROF & TECHNOLOGICAL SERVII	0	0	500	0.00	500	0.00
300	PURCHASED SERVICES	0	0	500	0.00	500	0.00

Requirements Report

2022-23 Actuals 2023-24 Actuals Current Year Budget Current Year FTE Proposed 25-26 Budget Proposed 25-26 FTE

Center 402 TMS

Fund 100 GENERAL FUND

Function 1121 MIDDLE/JUNIOR HIGH PROGRAMS

Area 180 MATHEMATICS

411	CLASSROOM/LAB SUPPLIES	3,203	4,566	2,520	0.00	2,520	0.00
460	NON-CONSUMABLE ITEMS	778	0	630	0.00	630	0.00
470	COMPUTER SOFTWARE	389	220	420	0.00	420	0.00
480	COMPUTER HARDWARE	140	899	735	0.00	735	0.00

400 SUPPLIES AND MATERIALS 4,510 5,685 4,305 0.00 4,305 0.00

Total Area 180 MATHEMATICS 723,685 710,590 756,746 6.00 686,892 5.00

Area 190 HEALTH EDUCATION

111	LICENSED SALARIES	112,350	119,484	124,401	1.40	129,283	1.40
-----	-------------------	---------	---------	---------	------	---------	------

100 SALARIES 112,350 119,484 124,401 1.40 129,283 1.40

211	EMPLOYER CONTRIBUTION TIER 1 & 2	11,179	12,041	12,437	0.00	19,841	0.00
212	EMPLOYEE CONTRIBUTION, PICK-UP	6,741	7,169	7,464	0.00	7,757	0.00
216	EMPLOYER CONTRIBUTION OPSRP	2,901	3,320	3,535	0.00	6,259	0.00
220	SOCIAL SECURITY ADMINISTRATION	8,522	9,067	9,443	0.00	9,707	0.00
231	WORKERS' COMPENSATION	315	264	566	0.00	588	0.00
232	UNEMPLOYMENT COMPENSATION	0	0	2,617	0.00	1,903	0.00
233	OR PFMLI	0	474	494	0.00	508	0.00
240	CONTRACTUAL EMPLOYEE BENEFITS	26,646	27,621	28,654	0.00	29,513	0.00

200 ASSOCIATED PAYROLL COSTS 56,304 59,956 65,211 0.00 76,075 0.00

319	OTHER INSTRUCTIONAL, PROF & TECHNICAL SRVE	0	0	400	0.00	400	0.00
-----	--	---	---	-----	------	-----	------

300 PURCHASED SERVICES 0 0 400 0.00 400 0.00

411	CLASSROOM/LAB SUPPLIES	173	196	840	0.00	840	0.00
460	NON-CONSUMABLE ITEMS	554	44	210	0.00	210	0.00

400 SUPPLIES AND MATERIALS 727 240 1,050 0.00 1,050 0.00

Total Area 190 HEALTH EDUCATION 169,380 179,680 191,062 1.40 206,809 1.40

Area 200 PHYSICAL EDUCATION

111	LICENSED SALARIES	155,222	163,796	168,296	2.00	173,344	2.00
-----	-------------------	---------	---------	---------	------	---------	------

100 SALARIES 155,222 163,796 168,296 2.00 173,344 2.00

211	EMPLOYER CONTRIBUTION TIER 1 & 2	20,664	22,260	22,872	0.00	36,489	0.00
212	EMPLOYEE CONTRIBUTION, PICK-UP	9,313	9,828	10,098	0.00	10,401	0.00
220	SOCIAL SECURITY ADMINISTRATION	11,648	12,320	12,656	0.00	13,053	0.00
231	WORKERS' COMPENSATION	437	362	768	0.00	788	0.00
232	UNEMPLOYMENT COMPENSATION	0	0	3,507	0.00	2,559	0.00

Requirements Report

2022-23 Actuals 2023-24 Actuals Current Year Budget Current Year FTE Proposed 25-26 Budget Proposed 25-26 FTE

Center 402 TMS

Fund 100 GENERAL FUND

Function 1121 MIDDLE/JUNIOR HIGH PROGRAMS

Area 200 PHYSICAL EDUCATION

233	OR PFMLI	0	644	662	0.00	683	0.00
240	CONTRACTUAL EMPLOYEE BENEFITS	38,065	38,820	40,223	0.00	41,093	0.00
200	ASSOCIATED PAYROLL COSTS	80,128	84,232	90,785	0.00	105,066	0.00
411	CLASSROOM/LAB SUPPLIES	6,307	3,779	1,575	0.00	1,575	0.00
416	NETWORK PRINTER SUPPLIES	0	29	0	0.00	0	0.00
460	NON-CONSUMABLE ITEMS	0	570	525	0.00	525	0.00
400	SUPPLIES AND MATERIALS	6,307	4,378	2,100	0.00	2,100	0.00

Total Area 200 PHYSICAL EDUCATION 241,657 252,407 261,181 2.00 280,510 2.00

Area 210 SECOND LANGUAGE

111	LICENSED SALARIES	10,008	10,837	11,535	0.20	12,230	0.20
100	SALARIES	10,008	10,837	11,535	0.20	12,230	0.20
212	EMPLOYEE CONTRIBUTION, PICK-UP	601	650	692	0.00	734	0.00
216	EMPLOYER CONTRIBUTION OPSRP	1,023	1,165	1,240	0.00	2,185	0.00
220	SOCIAL SECURITY ADMINISTRATION	766	829	882	0.00	936	0.00
231	WORKERS' COMPENSATION	47	24	54	0.00	57	0.00
232	UNEMPLOYMENT COMPENSATION	0	0	244	0.00	183	0.00
233	OR PFMLI	0	43	46	0.00	49	0.00
240	CONTRACTUAL EMPLOYEE BENEFITS	3,808	332	476	0.00	451	0.00
200	ASSOCIATED PAYROLL COSTS	6,244	3,044	3,635	0.00	4,595	0.00
411	CLASSROOM/LAB SUPPLIES	232	0	200	0.00	200	0.00
415	MISCELLANEOUS & TECH SUPPLIES	99	0	0	0.00	0	0.00
400	SUPPLIES AND MATERIALS	331	0	200	0.00	200	0.00

Total Area 210 SECOND LANGUAGE 16,583 13,881 15,370 0.20 17,025 0.20

Area 250 OTHER EXTRACURRICULAR STUDENT ACTIVITIES

411	CLASSROOM/LAB SUPPLIES	25	821	0	0.00	0	0.00
415	MISCELLANEOUS & TECH SUPPLIES	76	0	105	0.00	105	0.00
400	SUPPLIES AND MATERIALS	101	821	105	0.00	105	0.00

Total Area 250 OTHER EXTRACURRICULAR STUDENT ACTIVITIES 101 821 105 0.00 105 0.00

Area 260 TECHNOLOGY

Requirements Report

2022-23 Actuals 2023-24 Actuals Current Year Budget Current Year FTE Proposed 25-26 Budget Proposed 25-26 FTE

Center 402 TMS

Fund 100 GENERAL FUND

Function	1121	MIDDLE/JUNIOR HIGH PROGRAMS					
Area	260	TECHNOLOGY					
411 CLASSROOM/LAB SUPPLIES			0	87	0	0.00	0
400		SUPPLIES AND MATERIALS	0	87	0	0.00	0
Total Area 260 TECHNOLOGY			0	87	0	0.00	0
Area	290	OTHER PROGRAMS					
411 CLASSROOM/LAB SUPPLIES			0	446	500	0.00	500
400		SUPPLIES AND MATERIALS	0	446	500	0.00	500
Total Area 290 OTHER PROGRAMS			0	446	500	0.00	500
Area	511	JOURNALISM					
411 CLASSROOM/LAB SUPPLIES			0	15	0	0.00	0
400		SUPPLIES AND MATERIALS	0	15	0	0.00	0
Total Area 511 JOURNALISM			0	15	0	0.00	0
Area	550	INDUSTRIAL-ENGINEERING SYSTEMS					
411 CLASSROOM/LAB SUPPLIES			0	0	2,100	0.00	2,100
460 NON-CONSUMABLE ITEMS			0	0	525	0.00	525
470 COMPUTER SOFTWARE			0	0	263	0.00	265
400		SUPPLIES AND MATERIALS	0	0	2,888	0.00	2,890
Total Area 550 INDUSTRIAL-ENGINEERING SYSTEMS			0	0	2,888	0.00	2,890
Total Function	1121	MIDDLE/JUNIOR HIGH PROGRAMS	2,736,478	2,548,434	2,770,681	20.70	2,829,289
Function	1122	MIDDLE/JUNIOR HIGH SCHOOL- EXTRACURRICULAR					
Area	230	ATHLETICS					
132 ADDITIONAL CLAS SALARY			24,858	43	0	0.00	0
133 ADDITIONAL ATHLETIC/ADVISOR SALARY			71,255	105,169	110,000	0.00	111,774
100		SALARIES	96,113	105,212	110,000	0.00	111,774
211 EMPLOYER CONTRIBUTION TIER 1 & 2			2,089	3,057	3,734	0.00	7,724
212 EMPLOYEE CONTRIBUTION, PICK-UP			2,591	3,647	4,243	0.00	4,195

Requirements Report

2022-23 Actuals 2023-24 Actuals Current Year Budget Current Year FTE Proposed 25-26 Budget Proposed 25-26 FTE

Center 402 TMS

Fund 100 GENERAL FUND

Function 1122 MIDDLE/JUNIOR HIGH SCHOOL- EXTRACURRICULAR

Area 230 ATHLETICS

216	EMPLOYER CONTRIBUTION OPSRP	2,947	4,115	4,816	0.00	5,936	0.00
217	RETIREE TIER 1 & 2 CONTRIBUTION	0	0	380	0.00	1,515	0.00
218	RETIREE OPSRP CONTRIBUTION	395	0	0	0.00	0	0.00
220	SOCIAL SECURITY ADMINISTRATION	7,510	8,000	8,390	0.00	8,484	0.00
231	WORKERS' COMPENSATION	285	291	613	0.00	496	0.00
232	UNEMPLOYMENT COMPENSATION	0	0	2,325	0.00	1,664	0.00
233	OR PFMLI	0	405	423	0.00	436	0.00
240	CONTRACTUAL EMPLOYEE BENEFITS	17	702	739	0.00	1,068	0.00

200 ASSOCIATED PAYROLL COSTS 15,833 20,217 25,662 0.00 31,518 0.00

324	RENTALS	2,800	2,853	3,000	0.00	3,000	0.00
342	TRAVEL, OUT OF DISTRICT	0	0	315	0.00	500	0.00

300 PURCHASED SERVICES 2,800 2,853 3,315 0.00 3,500 0.00

411	CLASSROOM/LAB SUPPLIES	5,145	7,997	3,360	0.00	5,360	0.00
414	FOOD SUPPLIES	778	368	0	0.00	0	0.00
415	MISCELLANEOUS & TECH SUPPLIES	170	771	525	0.00	525	0.00
460	NON-CONSUMABLE ITEMS	413	2,555	525	0.00	1,525	0.00
470	COMPUTER SOFTWARE	0	698	0	0.00	0	0.00

400 SUPPLIES AND MATERIALS 6,506 12,390 4,410 0.00 7,410 0.00

640	DUES AND FEES	7,762	6,719	8,138	0.00	8,138	0.00
-----	---------------	-------	-------	-------	------	-------	------

600 OTHER OBJECTS 7,762 6,719 8,138 0.00 8,138 0.00

Total Area 230 ATHLETICS 129,015 147,390 151,525 0.00 162,340 0.00

Area 250 OTHER EXTRACURRICULAR STUDENT ACTIVITIES

133	ADDITIONAL ATHLETIC/ADVISOR SALARY	11,240	9,240	10,152	0.00	18,803	0.00
-----	------------------------------------	--------	-------	--------	------	--------	------

100 SALARIES 11,240 9,240 10,152 0.00 18,803 0.00

211	EMPLOYER CONTRIBUTION TIER 1 & 2	698	921	1,000	0.00	1,636	0.00
212	EMPLOYEE CONTRIBUTION, PICK-UP	674	554	609	0.00	1,128	0.00
216	EMPLOYER CONTRIBUTION OPSRP	614	265	300	0.00	1,971	0.00
220	SOCIAL SECURITY ADMINISTRATION	824	671	750	0.00	1,404	0.00
231	WORKERS' COMPENSATION	53	20	48	0.00	86	0.00
232	UNEMPLOYMENT COMPENSATION	0	0	208	0.00	275	0.00
233	OR PFMLI	0	35	39	0.00	73	0.00

200 ASSOCIATED PAYROLL COSTS 2,862 2,467 2,955 0.00 6,574 0.00

342	TRAVEL, OUT OF DISTRICT	0	0	210	0.00	210	0.00
-----	-------------------------	---	---	-----	------	-----	------

Requirements Report

2022-23 Actuals	2023-24 Actuals	Current Year Budget	Current Year FTE	Proposed 25-26 Budget	Proposed 25-26 FTE
-----------------	-----------------	---------------------	------------------	-----------------------	--------------------

Center 402 TMS

300	PURCHASED SERVICES	0	0	210	0.00	210	0.00
	411 CLASSROOM/LAB SUPPLIES	193	0	0	0.00	0	0.00
	414 FOOD SUPPLIES	51	0	0	0.00	0	0.00
	415 MISCELLANEOUS & TECH SUPPLIES	851	0	630	0.00	630	0.00
400	SUPPLIES AND MATERIALS	1,095	0	630	0.00	630	0.00
	640 DUES AND FEES	0	85	0	0.00	0	0.00
600	OTHER OBJECTS	0	85	0	0.00	0	0.00
<hr/>							
Total Area	250 OTHER EXTRACURRICULAR STUDENT ACTIVITIES	15,197	11,792	13,947	0.00	26,217	0.00
<hr/>							
Total Function	1122 MIDDLE/JUNIOR HIGH SCHOOL-EXTRACURRICULAR	144,213	159,182	165,472	0.00	188,557	0.00
<hr/>							
Function	1210 TALENTED & GIFTED						
Area	000 UNDESIGNATED						
	411 CLASSROOM/LAB SUPPLIES	0	0	105	0.00	105	0.00
	414 FOOD SUPPLIES	0	0	210	0.00	210	0.00
	415 MISCELLANEOUS & TECH SUPPLIES	0	0	79	0.00	79	0.00
400	SUPPLIES AND MATERIALS	0	0	394	0.00	394	0.00
	640 DUES AND FEES	0	0	840	0.00	840	0.00
600	OTHER OBJECTS	0	0	840	0.00	840	0.00
<hr/>							
Total Area	000 UNDESIGNATED	0	0	1,234	0.00	1,234	0.00
<hr/>							
Total Function	1210 TALENTED & GIFTED	0	0	1,234	0.00	1,234	0.00
<hr/>							
Function	1221 LEARNING CENTERS - STRUCTURED AND INTENSIVE						
Area	320 SPECIAL EDUCATION						
	111 LICENSED SALARIES	60,198	65,017	69,390	1.00	73,690	1.00
	112 CLASSIFIED SALARIES	58,858	120,642	164,055	5.19	151,282	4.69
	121 SUBSTITUTES - LICENSED	0	360	0	0.00	5,000	0.00
	131 ADDITIONAL CERT SALARY	0	730	500	0.00	0	0.00
	132 ADDITIONAL CLAS SALARY	797	198	2,000	0.00	0	0.00
100	SALARIES	119,853	186,947	235,945	6.19	229,972	5.69
	211 EMPLOYER CONTRIBUTION TIER 1 & 2	0	14	0	0.00	0	0.00
	212 EMPLOYEE CONTRIBUTION, PICK-UP	6,586	9,424	12,356	0.00	13,498	0.00
	216 EMPLOYER CONTRIBUTION OPSRP	11,218	16,874	22,139	0.00	40,203	0.00
	220 SOCIAL SECURITY ADMINISTRATION	9,169	14,439	17,861	0.00	17,210	0.00
	231 WORKERS' COMPENSATION	350	437	1,113	0.00	1,070	0.00
	232 UNEMPLOYMENT COMPENSATION	0	0	4,950	0.00	3,375	0.00

Requirements Report

2022-23 Actuals 2023-24 Actuals Current Year Budget Current Year FTE Proposed 25-26 Budget Proposed 25-26 FTE

Center 402 TMS

Fund 100 GENERAL FUND

Function 1221 LEARNING CENTERS - STRUCTURED AND INTENSIVE

Area 320 SPECIAL EDUCATION

233 OR PFMLI	0	748	934	0.00	900	0.00
240 CONTRACTUAL EMPLOYEE BENEFITS	51,240	81,687	142,202	0.00	98,152	0.00
200 ASSOCIATED PAYROLL COSTS	78,562	123,624	201,555	0.00	174,407	0.00
311 INSTRUCTIONAL SERVICES	814	2,638	5,000	0.00	3,000	0.00
314 INSTRUCTIONAL SERVICES- CLASSIFIED I.A. SUBS*	0	11,729	5,000	0.00	15,000	0.00
319 OTHER INSTRUCTIONAL, PROF & TECHNICAL SRVE	51	0	0	0.00	0	0.00
343 TRAVEL-STUDENT, OUT OF DISTRICT	307	367	0	0.00	0	0.00
300 PURCHASED SERVICES	1,172	14,735	10,000	0.00	18,000	0.00
411 CLASSROOM/LAB SUPPLIES	1,046	1,193	500	0.00	500	0.00
416 NETWORK PRINTER SUPPLIES	121	320	400	0.00	400	0.00
480 COMPUTER HARDWARE	1,559	280	0	0.00	0	0.00
400 SUPPLIES AND MATERIALS	2,727	1,793	900	0.00	900	0.00

Total Area 320 SPECIAL EDUCATION 202,314 327,097 448,399 6.19 423,278 5.69

Total Function 1221 LEARNING CENTERS - STRUCTURED AND INTENSIVE 202,314 327,097 448,399 6.19 423,278 5.69

Function 1250 LESS RESTRICTIVE PROGRAMS FOR STUDENTS W/DISAB.

Area 320 SPECIAL EDUCATION

111 LICENSED SALARIES	0	9,737	74,255	1.00	81,000	1.00
112 CLASSIFIED SALARIES	185,884	114,191	151,419	4.69	131,208	3.75
121 SUBSTITUTES - LICENSED	276	1,465	0	0.00	10,000	0.00
131 ADDITIONAL CERT SALARY	959	791	500	0.00	0	0.00
132 ADDITIONAL CLAS SALARY	882	399	2,000	0.00	0	0.00
100 SALARIES	188,000	126,583	228,174	5.69	222,208	4.75
211 EMPLOYER CONTRIBUTION TIER 1 & 2	165	108	0	0.00	0	0.00
212 EMPLOYEE CONTRIBUTION, PICK-UP	9,228	7,595	13,540	0.00	12,732	0.00
216 EMPLOYER CONTRIBUTION OPSRP	15,592	13,523	24,260	0.00	37,922	0.00
220 SOCIAL SECURITY ADMINISTRATION	14,156	9,359	20,439	0.00	15,813	0.00
231 WORKERS' COMPENSATION	573	294	1,073	0.00	998	0.00
232 UNEMPLOYMENT COMPENSATION	0	0	4,694	0.00	3,101	0.00
233 OR PFMLI	0	489	886	0.00	827	0.00
240 CONTRACTUAL EMPLOYEE BENEFITS	140,561	80,744	103,673	0.00	83,228	0.00
200 ASSOCIATED PAYROLL COSTS	180,274	112,112	168,565	0.00	154,620	0.00
311 INSTRUCTIONAL SERVICES	4,647	8,422	5,000	0.00	8,000	0.00
314 INSTRUCTIONAL SERVICES- CLASSIFIED I.A. SUBS*	1,083	3,180	5,000	0.00	4,000	0.00

Requirements Report

2022-23 Actuals 2023-24 Actuals Current Year Budget Current Year FTE Proposed 25-26 Budget Proposed 25-26 FTE

Center 402 TMS

Fund 100 GENERAL FUND

Function 1250 LESS RESTRICTIVE PROGRAMS FOR STUDENTS W/DISAB.

Area 320 SPECIAL EDUCATION

319	OTHER INSTRUCTIONAL, PROF & TECHNICAL SRVE	0	700	0	0.00	0	0.00
-----	--	---	-----	---	------	---	------

300	PURCHASED SERVICES	5,730	12,301	10,000	0.00	12,000	0.00
------------	---------------------------	--------------	---------------	---------------	-------------	---------------	-------------

411	CLASSROOM/LAB SUPPLIES	1,247	365	600	0.00	600	0.00
412	OFFICE SUPPLIES	69	0	0	0.00	0	0.00
414	FOOD SUPPLIES	546	0	0	0.00	0	0.00
416	NETWORK PRINTER SUPPLIES	306	0	800	0.00	800	0.00
460	NON-CONSUMABLE ITEMS	0	148	0	0.00	0	0.00
480	COMPUTER HARDWARE	0	100	0	0.00	0	0.00

400	SUPPLIES AND MATERIALS	2,167	613	1,400	0.00	1,400	0.00
------------	-------------------------------	--------------	------------	--------------	-------------	--------------	-------------

Total Area	320	SPECIAL EDUCATION	376,171	251,609	408,139	5.69	390,229	4.75
-------------------	------------	--------------------------	----------------	----------------	----------------	-------------	----------------	-------------

Total Function	1250	LESS RESTRICTIVE PROGRAMS FOR STUDENTS W/DISAB.	376,171	251,609	408,139	5.69	390,229	4.75
-----------------------	-------------	--	----------------	----------------	----------------	-------------	----------------	-------------

Function 1291 ENGLISH LANGUAGE LEARNER - ORS 336.079

Area 000 UNDESIGNATED

111	LICENSED SALARIES	79,379	84,845	88,743	1.30	92,799	1.30
-----	-------------------	--------	--------	--------	------	--------	------

100	SALARIES	79,379	84,845	88,743	1.30	92,799	1.30
------------	-----------------	---------------	---------------	---------------	-------------	---------------	-------------

212	EMPLOYEE CONTRIBUTION, PICK-UP	4,763	5,091	5,325	0.00	5,568	0.00
216	EMPLOYER CONTRIBUTION OPSRP	8,113	9,121	9,540	0.00	16,583	0.00
220	SOCIAL SECURITY ADMINISTRATION	6,056	6,474	6,773	0.00	7,083	0.00
231	WORKERS' COMPENSATION	226	189	409	0.00	426	0.00
232	UNEMPLOYMENT COMPENSATION	0	0	1,877	0.00	1,389	0.00
233	OR PFMLI	0	338	354	0.00	370	0.00
240	CONTRACTUAL EMPLOYEE BENEFITS	24,545	11,208	12,144	0.00	12,343	0.00

200	ASSOCIATED PAYROLL COSTS	43,702	32,421	36,421	0.00	43,762	0.00
------------	---------------------------------	---------------	---------------	---------------	-------------	---------------	-------------

311	INSTRUCTIONAL SERVICES	2,003	7,023	3,000	0.00	6,000	0.00
314	INSTRUCTIONAL SERVICES- CLASSIFIED I.A. SUBS*	0	2,596	3,000	0.00	3,000	0.00
341	TRAVEL, LOCAL IN DISTRICT	434	465	500	0.00	500	0.00

300	PURCHASED SERVICES	2,437	10,083	6,500	0.00	9,500	0.00
------------	---------------------------	--------------	---------------	--------------	-------------	--------------	-------------

411	CLASSROOM/LAB SUPPLIES	322	703	250	0.00	250	0.00
416	NETWORK PRINTER SUPPLIES	36	38	0	0.00	0	0.00
420	TEXTBOOKS	286	0	0	0.00	0	0.00
480	COMPUTER HARDWARE	0	0	315	0.00	315	0.00

400	SUPPLIES AND MATERIALS	644	741	565	0.00	565	0.00
------------	-------------------------------	------------	------------	------------	-------------	------------	-------------

Requirements Report

2022-23 Actuals 2023-24 Actuals Current Year Budget Current Year FTE Proposed 25-26 Budget Proposed 25-26 FTE

Center 402 TMS

Total Area	000	UNDESIGNATED	126,162	128,091	132,229	1.30	146,626	1.30
Area	180	MATHEMATICS						
111		LICENSED SALARIES	0	69,161	73,144	1.00	82,933	1.00
100		SALARIES	0	69,161	73,144	1.00	82,933	1.00
212		EMPLOYEE CONTRIBUTION, PICK-UP	0	4,150	4,389	0.00	4,976	0.00
216		EMPLOYER CONTRIBUTION OPSRP	0	7,435	7,863	0.00	14,820	0.00
220		SOCIAL SECURITY ADMINISTRATION	0	5,226	5,501	0.00	6,279	0.00
231		WORKERS' COMPENSATION	0	154	336	0.00	379	0.00
232		UNEMPLOYMENT COMPENSATION	0	0	1,524	0.00	1,231	0.00
233		OR PFMLI	0	273	288	0.00	328	0.00
240		CONTRACTUAL EMPLOYEE BENEFITS	0	18,351	19,186	0.00	19,338	0.00
200		ASSOCIATED PAYROLL COSTS	0	35,589	39,086	0.00	47,350	0.00

Total Area	180	MATHEMATICS	0	104,750	112,230	1.00	130,283	1.00
-------------------	------------	--------------------	----------	----------------	----------------	-------------	----------------	-------------

Total Function	1291	ENGLISH LANGUAGE LEARNER - ORS 336.079	126,162	232,840	244,459	2.30	276,909	2.30
-----------------------	-------------	---	----------------	----------------	----------------	-------------	----------------	-------------

Major Function	1000	INSTRUCTION	3,585,338	3,519,163	4,038,384	34.87	4,109,495	32.94
-----------------------	-------------	--------------------	------------------	------------------	------------------	--------------	------------------	--------------

Function 2112 ATTENDANCE SERVICES

Area	000	UNDESIGNATED						
112		CLASSIFIED SALARIES	28,841	28,720	34,049	1.00	35,991	1.00
132		ADDITIONAL CLAS SALARY	453	309	0	0.00	0	0.00
100		SALARIES	29,294	29,029	34,049	1.00	35,991	1.00
212		EMPLOYEE CONTRIBUTION, PICK-UP	1,758	1,742	2,043	0.00	2,159	0.00
216		EMPLOYER CONTRIBUTION OPSRP	2,994	3,121	3,660	0.00	6,431	0.00
220		SOCIAL SECURITY ADMINISTRATION	2,241	2,177	2,560	0.00	2,709	0.00
231		WORKERS' COMPENSATION	88	68	165	0.00	173	0.00
232		UNEMPLOYMENT COMPENSATION	0	0	710	0.00	531	0.00
233		OR PFMLI	0	114	134	0.00	142	0.00
240		CONTRACTUAL EMPLOYEE BENEFITS	19,061	19,781	20,501	0.00	21,101	0.00
200		ASSOCIATED PAYROLL COSTS	26,142	27,002	29,773	0.00	33,247	0.00
351		TELEPHONE	90	0	0	0.00	0	0.00
300		PURCHASED SERVICES	90	0	0	0.00	0	0.00
411		CLASSROOM/LAB SUPPLIES	0	0	105	0.00	300	0.00
400		SUPPLIES AND MATERIALS	0	0	105	0.00	300	0.00

Total Area	000	UNDESIGNATED	55,526	56,031	63,927	1.00	69,538	1.00
-------------------	------------	---------------------	---------------	---------------	---------------	-------------	---------------	-------------

Requirements Report

		2022-23 Actuals	2023-24 Actuals	Current Year Budget	Current Year FTE	Proposed 25-26 Budget	Proposed 25-26 FTE
Center 402 TMS							
Total Function	2112 ATTENDANCE SERVICES	55,526	56,031	63,927	1.00	69,538	1.00
Function	2122 COUNSELING SERVICES						
Area	000 UNDESIGNATED						
112	CLASSIFIED SALARIES	35,755	38,966	41,506	0.94	43,039	0.94
131	ADDITIONAL CERT SALARY	1,609	0	0	0.00	0	0.00
132	ADDITIONAL CLAS SALARY	888	768	0	0.00	0	0.00
133	ADDITIONAL ATHLETIC/ADVISOR SALARY	343	0	0	0.00	0	0.00
100	SALARIES	38,595	39,734	41,506	0.94	43,039	0.94
211	EMPLOYER CONTRIBUTION TIER 1 & 2	214	0	0	0.00	0	0.00
212	EMPLOYEE CONTRIBUTION, PICK-UP	2,316	2,384	2,490	0.00	2,582	0.00
216	EMPLOYER CONTRIBUTION OPSRP	3,780	4,271	4,462	0.00	7,691	0.00
220	SOCIAL SECURITY ADMINISTRATION	2,920	3,014	3,148	0.00	3,267	0.00
231	WORKERS' COMPENSATION	112	90	195	0.00	200	0.00
232	UNEMPLOYMENT COMPENSATION	0	0	872	0.00	641	0.00
233	OR PFMLI	0	158	165	0.00	171	0.00
240	CONTRACTUAL EMPLOYEE BENEFITS	19,334	19,757	20,501	0.00	21,101	0.00
200	ASSOCIATED PAYROLL COSTS	28,676	29,674	31,834	0.00	35,653	0.00
342	TRAVEL, OUT OF DISTRICT	0	0	105	0.00	105	0.00
300	PURCHASED SERVICES	0	0	105	0.00	105	0.00
411	CLASSROOM/LAB SUPPLIES	0	244	305	0.00	305	0.00
416	NETWORK PRINTER SUPPLIES	0	0	100	0.00	100	0.00
440	PERIODICALS	285	285	0	0.00	0	0.00
400	SUPPLIES AND MATERIALS	285	528	405	0.00	405	0.00
Total Area	000 UNDESIGNATED	67,556	69,936	73,850	0.94	79,202	0.94
Total Function	2122 COUNSELING SERVICES	67,556	69,936	73,850	0.94	79,202	0.94
Function	2129 OTHER GUIDANCE SERVICES						
Area	000 UNDESIGNATED						
111	LICENSED SALARIES	0	1,739	0	0.00	3,897	0.00
112	CLASSIFIED SALARIES	44,154	23,723	31,806	1.00	33,832	1.00
132	ADDITIONAL CLAS SALARY	2,700	727	0	0.00	0	0.00
100	SALARIES	46,853	26,189	31,806	1.00	37,729	1.00
212	EMPLOYEE CONTRIBUTION, PICK-UP	2,420	561	1,908	0.00	2,264	0.00
216	EMPLOYER CONTRIBUTION OPSRP	4,122	1,005	3,419	0.00	6,742	0.00
220	SOCIAL SECURITY ADMINISTRATION	3,481	2,002	2,433	0.00	2,886	0.00
231	WORKERS' COMPENSATION	138	61	154	0.00	181	0.00
232	UNEMPLOYMENT COMPENSATION	0	0	674	0.00	566	0.00
233	OR PFMLI	0	10	0	0.00	16	0.00

Requirements Report

2022-23 Actuals 2023-24 Actuals Current Year Budget Current Year FTE Proposed 25-26 Budget Proposed 25-26 FTE

Center 402 TMS

Fund 100 GENERAL FUND

Function 2129 OTHER GUIDANCE SERVICES

Area 000 UNDESIGNATED

240	CONTRACTUAL EMPLOYEE BENEFITS	25,334	1,837	3,266	0.00	3,198	0.00
200	ASSOCIATED PAYROLL COSTS	35,494	5,476	11,856	0.00	15,853	0.00
391	OTHER SUPPORT SERVICES SUBSTITUTES	0	304	0	0.00	0	0.00
300	PURCHASED SERVICES	0	304	0	0.00	0	0.00
411	CLASSROOM/LAB SUPPLIES	0	23	300	0.00	300	0.00
400	SUPPLIES AND MATERIALS	0	23	300	0.00	300	0.00

Total Area 000 UNDESIGNATED 82,348 31,993 43,962 1.00 53,882 1.00

Total Function 2129 OTHER GUIDANCE SERVICES 82,348 31,993 43,962 1.00 53,882 1.00

Function 2134 NURSE SERVICES

Area 000 UNDESIGNATED

389	OTHER NON-INSTRUCTIONAL PROF & TECH SRVS	0	23	0	0.00	0	0.00
300	PURCHASED SERVICES	0	23	0	0.00	0	0.00
411	CLASSROOM/LAB SUPPLIES	158	0	200	0.00	200	0.00
412	OFFICE SUPPLIES	0	54	0	0.00	0	0.00
415	MISCELLANEOUS & TECH SUPPLIES	132	0	0	0.00	0	0.00
416	NETWORK PRINTER SUPPLIES	0	32	0	0.00	0	0.00
400	SUPPLIES AND MATERIALS	290	86	200	0.00	200	0.00

Total Area 000 UNDESIGNATED 290 109 200 0.00 200 0.00

Total Function 2134 NURSE SERVICES 290 109 200 0.00 200 0.00

Function 2139 OTHER HEALTH SERVICES

Area 000 UNDESIGNATED

389	OTHER NON-INSTRUCTIONAL PROF & TECH SRVS	868	960	800	0.00	800	0.00
300	PURCHASED SERVICES	868	960	800	0.00	800	0.00
415	MISCELLANEOUS & TECH SUPPLIES	64	0	105	0.00	105	0.00
400	SUPPLIES AND MATERIALS	64	0	105	0.00	105	0.00

Requirements Report

2022-23 Actuals 2023-24 Actuals Current Year Budget Current Year FTE Proposed 25-26 Budget Proposed 25-26 FTE

Center 402 TMS

Total Area 000 UNDESIGNATED 932 960 905 0.00 905 0.00

Total Function 2139 OTHER HEALTH SERVICES 932 960 905 0.00 905 0.00

Function 2152 SPEECH PATHOLOGY SERVICES

Area 320 SPECIAL EDUCATION

111 LICENSED SALARIES 33,394 0 0 0.00 0 0.00
 131 ADDITIONAL CERT SALARY 300 0 0 0.00 0 0.00

100 SALARIES 33,694 0 0 0.00 0 0.00

212 EMPLOYEE CONTRIBUTION, PICK-UP 2,022 0 0 0.00 0 0.00
 216 EMPLOYER CONTRIBUTION OPSRP 3,444 0 0 0.00 0 0.00
 220 SOCIAL SECURITY ADMINISTRATION 2,519 0 0 0.00 0 0.00
 231 WORKERS' COMPENSATION 95 0 0 0.00 0 0.00
 240 CONTRACTUAL EMPLOYEE BENEFITS 9,512 0 0 0.00 0 0.00

200 ASSOCIATED PAYROLL COSTS 17,592 0 0 0.00 0 0.00

411 CLASSROOM/LAB SUPPLIES 449 140 300 0.00 300 0.00
 416 NETWORK PRINTER SUPPLIES 40 0 400 0.00 400 0.00

400 SUPPLIES AND MATERIALS 489 140 700 0.00 700 0.00

Total Area 320 SPECIAL EDUCATION 51,775 140 700 0.00 700 0.00

Total Function 2152 SPEECH PATHOLOGY SERVICES 51,775 140 700 0.00 700 0.00

Function 2213 CURRICULUM DEVELOPMENT

Area 000 UNDESIGNATED

131 ADDITIONAL CERT SALARY 6,000 4,256 4,056 0.00 5,930 0.00
 132 ADDITIONAL CLAS SALARY 0 1,000 1,000 0.00 1,052 0.00

100 SALARIES 6,000 5,256 5,056 0.00 6,982 0.00

211 EMPLOYER CONTRIBUTION TIER 1 & 2 107 117 90 0.00 196 0.00
 212 EMPLOYEE CONTRIBUTION, PICK-UP 326 123 303 0.00 119 0.00
 216 EMPLOYER CONTRIBUTION OPSRP 474 116 472 0.00 188 0.00
 220 SOCIAL SECURITY ADMINISTRATION 457 390 372 0.00 147 0.00
 231 WORKERS' COMPENSATION 27 11 23 0.00 9 0.00
 232 UNEMPLOYMENT COMPENSATION 0 0 103 0.00 29 0.00
 233 OR PFMLI 0 12 19 0.00 8 0.00
 240 CONTRACTUAL EMPLOYEE BENEFITS 902 45 3,432 0.00 0 0.00

200 ASSOCIATED PAYROLL COSTS 2,292 813 4,815 0.00 696 0.00

Total Area 000 UNDESIGNATED 8,292 6,069 9,871 0.00 7,678 0.00

Requirements Report

2022-23 Actuals	2023-24 Actuals	Current Year Budget	Current Year FTE	Proposed 25-26 Budget	Proposed 25-26 FTE
-----------------	-----------------	---------------------	------------------	-----------------------	--------------------

Center 402 TMS

Total Function	2213 CURRICULUM DEVELOPMENT	8,292	6,069	9,871	0.00	7,678	0.00
-----------------------	------------------------------------	--------------	--------------	--------------	-------------	--------------	-------------

Function	2222 LIBRARY/MEDIA CENTER
-----------------	----------------------------------

Area	000 UNDESIGNATED
-------------	-------------------------

112 CLASSIFIED SALARIES	24,488	25,968	27,543	0.88	29,720	0.88
132 ADDITIONAL CLAS SALARY	435	390	0	0.00	0	0.00

100 SALARIES	24,924	26,358	27,543	0.88	29,720	0.88
---------------------	---------------	---------------	---------------	-------------	---------------	-------------

212 EMPLOYEE CONTRIBUTION, PICK-UP	1,495	1,581	1,653	0.00	1,783	0.00
216 EMPLOYER CONTRIBUTION OPSRP	2,547	2,833	2,961	0.00	5,311	0.00
220 SOCIAL SECURITY ADMINISTRATION	1,907	2,016	2,107	0.00	2,159	0.00
231 WORKERS' COMPENSATION	76	63	134	0.00	144	0.00
232 UNEMPLOYMENT COMPENSATION	0	0	584	0.00	423	0.00
233 OR PFMLI	0	105	110	0.00	113	0.00
240 CONTRACTUAL EMPLOYEE BENEFITS	1,920	23,857	24,577	0.00	25,258	0.00

200 ASSOCIATED PAYROLL COSTS	7,946	30,456	32,126	0.00	35,191	0.00
-------------------------------------	--------------	---------------	---------------	-------------	---------------	-------------

314 INSTRUCTIONAL SERVICES- CLASSIFIED I.A. SUBS	0	282	0	0.00	0	0.00
322 REPAIRS & MAINTENANCE SERVICES	0	0	130	0.00	130	0.00
391 OTHER SUPPORT SERVICES SUBSTITUTES	0	286	0	0.00	0	0.00

300 PURCHASED SERVICES	0	568	130	0.00	130	0.00
-------------------------------	----------	------------	------------	-------------	------------	-------------

411 CLASSROOM/LAB SUPPLIES	42	392	630	0.00	630	0.00
415 MISCELLANEOUS & TECH SUPPLIES	0	0	0	0.00	105	0.00
416 NETWORK PRINTER SUPPLIES	132	0	400	0.00	400	0.00
430 LIBRARY BOOKS	829	691	1,575	0.00	1,575	0.00
440 PERIODICALS	1,309	578	945	0.00	945	0.00
460 NON-CONSUMABLE ITEMS	0	0	210	0.00	210	0.00
470 COMPUTER SOFTWARE	500	500	500	0.00	500	0.00
480 COMPUTER HARDWARE	0	0	152	0.00	152	0.00

400 SUPPLIES AND MATERIALS	2,813	2,161	4,412	0.00	4,517	0.00
-----------------------------------	--------------	--------------	--------------	-------------	--------------	-------------

Total Area	000 UNDESIGNATED	35,682	59,543	64,211	0.88	69,558	0.88
-------------------	-------------------------	---------------	---------------	---------------	-------------	---------------	-------------

Total Function	2222 LIBRARY/MEDIA CENTER	35,682	59,543	64,211	0.88	69,558	0.88
-----------------------	----------------------------------	---------------	---------------	---------------	-------------	---------------	-------------

Function	2223 MULTIMEDIA SERVICES
-----------------	---------------------------------

Area	000 UNDESIGNATED
-------------	-------------------------

460 NON-CONSUMABLE ITEMS	0	0	105	0.00	0	0.00
--------------------------	---	---	-----	------	---	------

400 SUPPLIES AND MATERIALS	0	0	105	0.00	0	0.00
-----------------------------------	----------	----------	------------	-------------	----------	-------------

Total Area	000 UNDESIGNATED	0	0	105	0.00	0	0.00
-------------------	-------------------------	----------	----------	------------	-------------	----------	-------------

Requirements Report

2022-23 Actuals 2023-24 Actuals Current Year Budget Current Year FTE Proposed 25-26 Budget Proposed 25-26 FTE

Center 402 TMS

Total Function 2223 MULTIMEDIA SERVICES 0 0 105 0.00 0 0.00

Function 2230 ASSESSMENT AND TESTING

Area 000 UNDESIGNATED

470 COMPUTER SOFTWARE 0 0 840 0.00 0 0.00

400 SUPPLIES AND MATERIALS 0 0 840 0.00 0 0.00

Total Area 000 UNDESIGNATED 0 0 840 0.00 0 0.00

Total Function 2230 ASSESSMENT AND TESTING 0 0 840 0.00 0 0.00

Function 2240 INSTRUCTIONAL STAFF DEVELOPMENT

Area 000 UNDESIGNATED

111 LICENSED SALARIES 0 0 29,585 0.33 0 0.00

100 SALARIES 0 0 29,585 0.33 0 0.00

211 EMPLOYER CONTRIBUTION TIER 1 & 2 0 0 4,021 0.00 0 0.00

212 EMPLOYEE CONTRIBUTION, PICK-UP 0 0 1,775 0.00 0 0.00

220 SOCIAL SECURITY ADMINISTRATION 0 0 2,138 0.00 0 0.00

231 WORKERS' COMPENSATION 0 0 135 0.00 0 0.00

232 UNEMPLOYMENT COMPENSATION 0 0 593 0.00 0 0.00

233 OR PFMLI 0 0 112 0.00 0 0.00

240 CONTRACTUAL EMPLOYEE BENEFITS 0 0 6,759 0.00 0 0.00

200 ASSOCIATED PAYROLL COSTS 0 0 15,531 0.00 0 0.00

Total Area 000 UNDESIGNATED 0 0 45,116 0.33 0 0.00

Total Function 2240 INSTRUCTIONAL STAFF DEVELOPMENT 0 0 45,116 0.33 0 0.00

Function 2410 OFFICE OF THE PRINCIPAL

Area 000 UNDESIGNATED

112 CLASSIFIED SALARIES 98,657 123,323 126,629 3.41 132,262 3.41

113 ADMINISTRATORS 227,818 131,143 243,433 2.00 261,584 2.00

122 SUBSTITUTES - CLASSIFIED 0 29 0 0.00 0 0.00

124 TEMPORARY - CLASSIFIED 14,887 278 0 0.00 0 0.00

132 ADDITIONAL CLAS SALARY 3,910 4,107 5,000 0.00 5,000 0.00

138 MILEAGE STIPEND 1,000 500 1,000 0.00 1,000 0.00

100 SALARIES 346,271 259,380 376,062 5.41 399,846 5.41

211 EMPLOYER CONTRIBUTION TIER 1 & 2 21,467 23,079 23,524 0.00 8,824 0.00

212 EMPLOYEE CONTRIBUTION, PICK-UP 20,239 15,551 22,264 0.00 23,695 0.00

216 EMPLOYER CONTRIBUTION OPSRP 17,691 9,605 21,281 0.00 73,082 0.00

Requirements Report

2022-23 Actuals 2023-24 Actuals Current Year Budget Current Year FTE Proposed 25-26 Budget Proposed 25-26 FTE

Center 402 TMS

Fund 100 GENERAL FUND

Function 2410 OFFICE OF THE PRINCIPAL

Area 000 UNDESIGNATED

217	RETIREE TIER 1 & 2 CONTRIBUTION	1,937	38	0	0.00	0	0.00
220	SOCIAL SECURITY ADMINISTRATION	26,076	19,643	28,174	0.00	30,000	0.00
231	WORKERS' COMPENSATION	950	585	1,713	0.00	1,818	0.00
232	UNEMPLOYMENT COMPENSATION	0	0	7,808	0.00	7,882	0.00
233	OR PFMLI	0	967	1,473	0.00	1,569	0.00
240	CONTRACTUAL EMPLOYEE BENEFITS	85,456	68,345	108,456	0.00	112,814	0.00

200 ASSOCIATED PAYROLL COSTS 173,817 137,813 214,693 0.00 259,682 0.00

322	REPAIRS & MAINTENANCE SERVICES	414	650	700	0.00	700	0.00
324	RENTALS	14,657	14,780	13,000	0.00	15,000	0.00
341	TRAVEL, LOCAL IN DISTRICT	42	4	200	0.00	200	0.00
342	TRAVEL, OUT OF DISTRICT	1,755	4,256	1,050	0.00	1,050	0.00
353	POSTAGE	3,077	3,387	3,780	0.00	3,780	0.00
355	PRINTING AND BINDING	505	412	500	0.00	500	0.00
359	OTHER COMMUNICATION SERVICES	149	0	800	0.00	800	0.00
389	OTHER NON-INSTRUCTIONAL PROF & TECH SRVS	0	0	500	0.00	500	0.00
390	OTHER GENERAL PROF & TECHNOLOGICAL SERV	115	0	100	0.00	100	0.00
391	OTHER SUPPORT SERVICES SUBSTITUTES	269	251	3,000	0.00	1,000	0.00

300 PURCHASED SERVICES 20,983 23,740 23,630 0.00 23,630 0.00

411	CLASSROOM/LAB SUPPLIES	2,290	2,067	2,000	0.00	3,000	0.00
412	OFFICE SUPPLIES	2,879	1,410	3,045	0.00	3,045	0.00
413	CUSTODIAL/MAINTENANCE SUPPLIES	96	0	525	0.00	525	0.00
414	FOOD SUPPLIES	2,551	1,866	735	0.00	1,500	0.00
415	MISCELLANEOUS & TECH SUPPLIES	2,462	169	525	0.00	1,000	0.00
416	NETWORK PRINTER SUPPLIES	34	29	500	0.00	500	0.00
460	NON-CONSUMABLE ITEMS	1,834	1,059	1,575	0.00	1,575	0.00
470	COMPUTER SOFTWARE	156	323	236	0.00	1,800	0.00
480	COMPUTER HARDWARE	1,349	4,006	3,040	0.00	2,126	0.00

400 SUPPLIES AND MATERIALS 13,651 10,929 12,181 0.00 15,070 0.00

640	DUES AND FEES	2,255	1,610	1,680	0.00	1,800	0.00
-----	---------------	-------	-------	-------	------	-------	------

600 OTHER OBJECTS 2,255 1,610 1,680 0.00 1,800 0.00

Total Area 000 UNDESIGNATED 556,978 433,471 628,247 5.41 700,028 5.41

Total Function 2410 OFFICE OF THE PRINCIPAL 556,978 433,471 628,247 5.41 700,028 5.41

Function 2491 ESD SUPPLIES

Area 000 UNDESIGNATED

411	CLASSROOM/LAB SUPPLIES	0	38	0	0.00	0	0.00
-----	------------------------	---	----	---	------	---	------

Requirements Report

2022-23 Actuals 2023-24 Actuals Current Year Budget Current Year FTE Proposed 25-26 Budget Proposed 25-26 FTE

Center 402 TMS

Fund 100 GENERAL FUND

Function 2491 ESD SUPPLIES

Area 000 UNDESIGNATED

412	OFFICE SUPPLIES	427	724	4,200	0.00	4,200	0.00
413	CUSTODIAL/MAINTENANCE SUPPLIES	0	0	325	0.00	325	0.00
415	MISCELLANEOUS & TECH SUPPLIES	0	406	0	0.00	0	0.00

400	SUPPLIES AND MATERIALS	427	1,168	4,525	0.00	4,525	0.00
------------	-------------------------------	------------	--------------	--------------	-------------	--------------	-------------

Total Area	000 UNDESIGNATED	427	1,168	4,525	0.00	4,525	0.00
-------------------	-------------------------	------------	--------------	--------------	-------------	--------------	-------------

Total Function	2491 ESD SUPPLIES	427	1,168	4,525	0.00	4,525	0.00
-----------------------	--------------------------	------------	--------------	--------------	-------------	--------------	-------------

Function 2542 CARE & UPKEEP - BUILDINGS

Area 000 UNDESIGNATED

112	CLASSIFIED SALARIES	101,983	110,179	140,727	3.00	146,801	3.00
132	ADDITIONAL CLAS SALARY	1,423	1,820	0	0.00	0	0.00

100	SALARIES	103,405	111,999	140,727	3.00	146,801	3.00
------------	-----------------	----------------	----------------	----------------	-------------	----------------	-------------

212	EMPLOYEE CONTRIBUTION, PICK-UP	5,494	6,548	8,444	0.00	8,808	0.00
216	EMPLOYER CONTRIBUTION OPSRP	9,359	11,756	15,128	0.00	26,233	0.00
220	SOCIAL SECURITY ADMINISTRATION	7,681	8,338	10,536	0.00	11,001	0.00
231	WORKERS' COMPENSATION	1,941	1,797	4,864	0.00	4,987	0.00
232	UNEMPLOYMENT COMPENSATION	0	0	2,920	0.00	2,157	0.00
233	OR PFMLI	0	365	551	0.00	575	0.00
240	CONTRACTUAL EMPLOYEE BENEFITS	37,936	45,563	60,435	0.00	62,076	0.00

200	ASSOCIATED PAYROLL COSTS	62,410	74,366	102,877	0.00	115,838	0.00
------------	---------------------------------	---------------	---------------	----------------	-------------	----------------	-------------

321	CLEANING SERVICES	32,091	7,812	0	0.00	0	0.00
322	REPAIRS & MAINTENANCE SERVICES	33,960	3,684	16,000	0.00	16,000	0.00
325	ELECTRICITY	75,445	86,618	67,000	0.00	90,000	0.00
326	FUEL	64,796	45,258	47,000	0.00	47,000	0.00
327	WATER AND SEWAGE	9,135	9,288	10,000	0.00	10,000	0.00
328	GARBAGE	11,451	11,608	8,700	0.00	12,000	0.00
329	OTHER PROPERTY SERVICES	2,831	2,915	3,000	0.00	3,000	0.00
389	OTHER NON-INSTRUCTIONAL PROF & TECH SRVS	4,495	520	5,000	0.00	700	0.00
391	OTHER SUPPORT SERVICES SUBSTITUTES	0	0	0	0.00	1,000	0.00

300	PURCHASED SERVICES	234,203	167,702	156,700	0.00	179,700	0.00
------------	---------------------------	----------------	----------------	----------------	-------------	----------------	-------------

413	CUSTODIAL/MAINTENANCE SUPPLIES	35,282	29,575	30,000	0.00	30,000	0.00
460	NON-CONSUMABLE ITEMS	14,972	13,095	10,000	0.00	10,000	0.00

400	SUPPLIES AND MATERIALS	50,254	42,669	40,000	0.00	40,000	0.00
------------	-------------------------------	---------------	---------------	---------------	-------------	---------------	-------------

541	INITIAL & ADDITIONAL EQUIPMENT PURCHASE	10,956	0	0	0.00	0	0.00
-----	---	--------	---	---	------	---	------

Requirements Report

			2022-23 Actuals	2023-24 Actuals	Current Year Budget	Current Year FTE	Proposed 25-26 Budget	Proposed 25-26 FTE
Center 402 TMS								
500	CAPITAL OUTLAY		10,956	0	0	0.00	0	0.00
640	DUES AND FEES		5	314	263	0.00	263	0.00
600	OTHER OBJECTS		5	314	263	0.00	263	0.00
Total Area	000	UNDESIGNATED	461,234	397,050	440,566	3.00	482,601	3.00
Total Function	2542	CARE & UPKEEP - BUILDINGS	461,234	397,050	440,566	3.00	482,601	3.00
Function	2543	CARE & UPKEEP - GROUNDS						
Area	000	UNDESIGNATED						
322	REPAIRS & MAINTENANCE SERVICES		435	130	1,000	0.00	1,000	0.00
324	RENTALS		86	73	0	0.00	0	0.00
329	OTHER PROPERTY SERVICES		808	841	1,000	0.00	1,000	0.00
300	PURCHASED SERVICES		1,329	1,044	2,000	0.00	2,000	0.00
413	CUSTODIAL/MAINTENANCE SUPPLIES		3,240	1,296	1,050	0.00	1,050	0.00
460	NON-CONSUMABLE ITEMS		0	760	378	0.00	378	0.00
400	SUPPLIES AND MATERIALS		3,240	2,056	1,428	0.00	1,428	0.00
Total Area	000	UNDESIGNATED	4,569	3,100	3,428	0.00	3,428	0.00
Area	230	ATHLETICS						
389	OTHER NON-INSTRUCTIONAL PROF & TECH SRVS		540	1,240	1,000	0.00	1,000	0.00
300	PURCHASED SERVICES		540	1,240	1,000	0.00	1,000	0.00
Total Area	230	ATHLETICS	540	1,240	1,000	0.00	1,000	0.00
Total Function	2543	CARE & UPKEEP - GROUNDS	5,109	4,340	4,428	0.00	4,428	0.00
Function	2546	SECURITY SERVICES						
Area	000	UNDESIGNATED						
389	OTHER NON-INSTRUCTIONAL PROF & TECH SRVS		2,611	2,305	3,000	0.00	3,000	0.00
300	PURCHASED SERVICES		2,611	2,305	3,000	0.00	3,000	0.00
460	NON-CONSUMABLE ITEMS		0	805	0	0.00	0	0.00
400	SUPPLIES AND MATERIALS		0	805	0	0.00	0	0.00
Total Area	000	UNDESIGNATED	2,611	3,110	3,000	0.00	3,000	0.00
Total Function	2546	SECURITY SERVICES	2,611	3,110	3,000	0.00	3,000	0.00

Requirements Report

2022-23 Actuals 2023-24 Actuals Current Year Budget Current Year FTE Proposed 25-26 Budget Proposed 25-26 FTE

Center 402 TMS

Fund 100 GENERAL FUND

Function 2547 ASBESTOS/RADON MANAGEMENT

Area 000 UNDESIGNATED

329	OTHER PROPERTY SERVICES	0	0	263	0.00	263	0.00
389	OTHER NON-INSTRUCTIONAL PROF & TECH SRVS	40	280	0	0.00	0	0.00

300	PURCHASED SERVICES	40	280	263	0.00	263	0.00
------------	---------------------------	-----------	------------	------------	-------------	------------	-------------

Total Area	000 UNDESIGNATED	40	280	263	0.00	263	0.00
-------------------	-------------------------	-----------	------------	------------	-------------	------------	-------------

Total Function	2547 ASBESTOS/RADON MANAGEMENT	40	280	263	0.00	263	0.00
-----------------------	---------------------------------------	-----------	------------	------------	-------------	------------	-------------

Function 2548 INTEGRATED PEST MANAGEMENT

Area 000 UNDESIGNATED

322	REPAIRS & MAINTENANCE SERVICES	360	0	1,100	0.00	1,100	0.00
-----	--------------------------------	-----	---	-------	------	-------	------

300	PURCHASED SERVICES	360	0	1,100	0.00	1,100	0.00
------------	---------------------------	------------	----------	--------------	-------------	--------------	-------------

Total Area	000 UNDESIGNATED	360	0	1,100	0.00	1,100	0.00
-------------------	-------------------------	------------	----------	--------------	-------------	--------------	-------------

Total Function	2548 INTEGRATED PEST MANAGEMENT	360	0	1,100	0.00	1,100	0.00
-----------------------	--	------------	----------	--------------	-------------	--------------	-------------

Function 2551 SERVICE AREA DIRECTION

Area 050 GENERAL CLASSROOM INSTRUCTION

331	REIMBURSABLE STUDENT TRANSPORTATION	406	0	500	0.00	500	0.00
343	TRAVEL-STUDENT, OUT OF DISTRICT	0	0	0	0.00	500	0.00

300	PURCHASED SERVICES	406	0	500	0.00	1,000	0.00
------------	---------------------------	------------	----------	------------	-------------	--------------	-------------

Total Area	050 GENERAL CLASSROOM INSTRUCTION	406	0	500	0.00	1,000	0.00
-------------------	--	------------	----------	------------	-------------	--------------	-------------

Area 100 ENGLISH

331	REIMBURSABLE STUDENT TRANSPORTATION	0	0	0	0.00	300	0.00
-----	-------------------------------------	---	---	---	------	-----	------

300	PURCHASED SERVICES	0	0	0	0.00	300	0.00
------------	---------------------------	----------	----------	----------	-------------	------------	-------------

Total Area	100 ENGLISH	0	0	0	0.00	300	0.00
-------------------	--------------------	----------	----------	----------	-------------	------------	-------------

Area 110 SOCIAL STUDIES

331	REIMBURSABLE STUDENT TRANSPORTATION	283	384	520	0.00	520	0.00
-----	-------------------------------------	-----	-----	-----	------	-----	------

Requirements Report

2022-23 Actuals 2023-24 Actuals Current Year Budget Current Year FTE Proposed 25-26 Budget Proposed 25-26 FTE

Center 402 TMS

300	PURCHASED SERVICES	283	384	520	0.00	520	0.00
Total Area	110 SOCIAL STUDIES	283	384	520	0.00	520	0.00
Area	120 SCIENCE						
331	REIMBURSABLE STUDENT TRANSPORTATION	0	1,046	900	0.00	900	0.00
300	PURCHASED SERVICES	0	1,046	900	0.00	900	0.00
Total Area	120 SCIENCE	0	1,046	900	0.00	900	0.00
Area	132 INSTRUMENTAL MUSIC						
331	REIMBURSABLE STUDENT TRANSPORTATION	0	0	300	0.00	300	0.00
332	NON-REIMBURSABLE STUDENT TRANSPORTATION	581	511	500	0.00	500	0.00
300	PURCHASED SERVICES	581	511	800	0.00	800	0.00
Total Area	132 INSTRUMENTAL MUSIC	581	511	800	0.00	800	0.00
Area	133 VOCAL MUSIC						
331	REIMBURSABLE STUDENT TRANSPORTATION	0	47	0	0.00	0	0.00
300	PURCHASED SERVICES	0	47	0	0.00	0	0.00
Total Area	133 VOCAL MUSIC	0	47	0	0.00	0	0.00
Area	180 MATHEMATICS						
331	REIMBURSABLE STUDENT TRANSPORTATION	0	76	0	0.00	0	0.00
300	PURCHASED SERVICES	0	76	0	0.00	0	0.00
Total Area	180 MATHEMATICS	0	76	0	0.00	0	0.00
Area	230 ATHLETICS						
332	NON-REIMBURSABLE STUDENT TRANSPORTATION	9,535	11,958	19,500	0.00	15,000	0.00
300	PURCHASED SERVICES	9,535	11,958	19,500	0.00	15,000	0.00
Total Area	230 ATHLETICS	9,535	11,958	19,500	0.00	15,000	0.00
Area	250 OTHER EXTRACURRICULAR STUDENT ACTIVITIES						
331	REIMBURSABLE STUDENT TRANSPORTATION	245	2,333	500	0.00	500	0.00
332	NON-REIMBURSABLE STUDENT TRANSPORTATION	234	534	1,200	0.00	1,200	0.00
300	PURCHASED SERVICES	478	2,867	1,700	0.00	1,700	0.00

Requirements Report

2022-23 Actuals 2023-24 Actuals Current Year Budget Current Year FTE Proposed 25-26 Budget Proposed 25-26 FTE

Center 402 TMS

Total Area	250	OTHER EXTRACURRICULAR STUDENT ACTIVITIES	478	2,867	1,700	0.00	1,700	0.00
Total Function	2551	SERVICE AREA DIRECTION	11,283	16,888	23,920	0.00	20,220	0.00
Function	2552	VEHICLE OPERATION SERVICES						
Area	000	UNDESIGNATED						
343		TRAVEL-STUDENT, OUT OF DISTRICT	0	164	0	0.00	0	0.00
300		PURCHASED SERVICES	0	164	0	0.00	0	0.00
Total Area	000	UNDESIGNATED	0	164	0	0.00	0	0.00
Area	180	MATHEMATICS						
343		TRAVEL-STUDENT, OUT OF DISTRICT	480	209	0	0.00	300	0.00
300		PURCHASED SERVICES	480	209	0	0.00	300	0.00
Total Area	180	MATHEMATICS	480	209	0	0.00	300	0.00
Area	250	OTHER EXTRACURRICULAR STUDENT ACTIVITIES						
343		TRAVEL-STUDENT, OUT OF DISTRICT	0	0	525	0.00	525	0.00
300		PURCHASED SERVICES	0	0	525	0.00	525	0.00
Total Area	250	OTHER EXTRACURRICULAR STUDENT ACTIVITIES	0	0	525	0.00	525	0.00
Total Function	2552	VEHICLE OPERATION SERVICES	480	372	525	0.00	825	0.00
Function	2574	PRINTING, PUBLISHING & DUPLICATING SERVICES						
Area	000	UNDESIGNATED						
355		PRINTING AND BINDING	391	680	2,700	0.00	2,200	0.00
300		PURCHASED SERVICES	391	680	2,700	0.00	2,200	0.00
Total Area	000	UNDESIGNATED	391	680	2,700	0.00	2,200	0.00
Total Function	2574	PRINTING, PUBLISHING & DUPLICATING SERVICES	391	680	2,700	0.00	2,200	0.00
Function	2641	STAFF SERVICES/SERV. AREA DIRECTON						
Area	000	UNDESIGNATED						
131		ADDITIONAL CERT SALARY	0	193	0	0.00	0	0.00

Requirements Report

2022-23 Actuals 2023-24 Actuals Current Year Budget Current Year FTE Proposed 25-26 Budget Proposed 25-26 FTE

Center 402 TMS

100	SALARIES	0	193	0	0.00	0	0.00
	212 EMPLOYEE CONTRIBUTION, PICK-UP	0	12	0	0.00	0	0.00
	216 EMPLOYER CONTRIBUTION OPSRP	0	21	0	0.00	0	0.00
	220 SOCIAL SECURITY ADMINISTRATION	0	15	0	0.00	0	0.00
	231 WORKERS' COMPENSATION	0	0	0	0.00	0	0.00
	233 OR PFMLI	0	1	0	0.00	0	0.00
200	ASSOCIATED PAYROLL COSTS	0	48	0	0.00	0	0.00
Total Area	000 UNDESIGNATED	0	242	0	0.00	0	0.00
Total Function	2641 STAFF SERVICES/SERV. AREA DIRECTON	0	242	0	0.00	0	0.00
Function	2669 OTHER TECHNOLOGY SERVICES						
Area	000 UNDESIGNATED						
	322 REPAIRS & MAINTENANCE SERVICES	0	0	100	0.00	100	0.00
	351 TELEPHONE	4,696	3,993	5,500	0.00	5,500	0.00
	359 OTHER COMMUNICATION SERVICES	9,959	10,807	11,100	0.00	10,800	0.00
300	PURCHASED SERVICES	14,655	14,800	16,700	0.00	16,400	0.00
	460 NON-CONSUMABLE ITEMS	0	63	0	0.00	0	0.00
400	SUPPLIES AND MATERIALS	0	63	0	0.00	0	0.00
Total Area	000 UNDESIGNATED	14,655	14,863	16,700	0.00	16,400	0.00
Total Function	2669 OTHER TECHNOLOGY SERVICES	14,655	14,863	16,700	0.00	16,400	0.00
Function	2680 INTERPRETATION AND TRANSLATION SERVICES						
Area	000 UNDESIGNATED						
	112 CLASSIFIED SALARIES	20,806	21,388	21,322	0.50	21,961	0.50
	132 ADDITIONAL CLAS SALARY	504	0	0	0.00	0	0.00
100	SALARIES	21,310	21,388	21,322	0.50	21,961	0.50
	211 EMPLOYER CONTRIBUTION TIER 1 & 2	2,828	2,907	2,898	0.00	4,623	0.00
	212 EMPLOYEE CONTRIBUTION, PICK-UP	1,279	1,283	1,279	0.00	1,318	0.00
	216 EMPLOYER CONTRIBUTION OPSRP	9	0	0	0.00	0	0.00
	220 SOCIAL SECURITY ADMINISTRATION	1,630	1,636	1,631	0.00	1,680	0.00
	231 WORKERS' COMPENSATION	62	49	101	0.00	103	0.00
	232 UNEMPLOYMENT COMPENSATION	0	0	452	0.00	330	0.00
	233 OR PFMLI	0	86	85	0.00	88	0.00
	240 CONTRACTUAL EMPLOYEE BENEFITS	9,531	9,891	10,251	0.00	10,551	0.00
200	ASSOCIATED PAYROLL COSTS	15,339	15,851	16,697	0.00	18,692	0.00

Requirements Report

2022-23 Actuals	2023-24 Actuals	Current Year Budget	Current Year FTE	Proposed 25-26 Budget	Proposed 25-26 FTE
-----------------	-----------------	---------------------	------------------	-----------------------	--------------------

Center 402 TMS

Fund 100 GENERAL FUND

Function	2680	INTERPRETATION AND TRANSLATION SERVICES					
Area	000	UNDESIGNATED					
351 TELEPHONE			429	426	500	0.00	500
300		PURCHASED SERVICES	429	426	500	0.00	500
<hr/>							
Total Area	000	UNDESIGNATED	37,078	37,666	38,520	0.50	41,153
Area	280	ESL					
112 CLASSIFIED SALARIES			20,127	21,229	21,323	0.50	21,961
132 ADDITIONAL CLAS SALARY			343	0	0	0.00	0
100		SALARIES	20,470	21,229	21,323	0.50	21,961
211 EMPLOYER CONTRIBUTION TIER 1 & 2			2,729	2,885	2,898	0.00	4,623
212 EMPLOYEE CONTRIBUTION, PICK-UP			1,228	1,274	1,279	0.00	1,318
220 SOCIAL SECURITY ADMINISTRATION			1,566	1,624	1,631	0.00	1,680
231 WORKERS' COMPENSATION			97	48	101	0.00	103
232 UNEMPLOYMENT COMPENSATION			0	0	452	0.00	330
233 OR PFMLI			0	85	85	0.00	88
240 CONTRACTUAL EMPLOYEE BENEFITS			9,531	9,891	10,251	0.00	10,551
200		ASSOCIATED PAYROLL COSTS	15,151	15,807	16,697	0.00	18,692
<hr/>							
Total Area	280	ESL	35,621	37,036	38,020	0.50	40,653
<hr/>							
Total Function	2680	INTERPRETATION AND TRANSLATION SERVICES	72,699	74,702	76,540	1.00	81,806
<hr/>							
Major Function	2000	SUPPORT SERVICES	1,428,669	1,171,947	1,506,199	13.55	1,599,058
Function	4120	SITE ACQUISITION & DEVELOPMENT SERVICES					
Area	000	UNDESIGNATED					
530 IMPROVEMENTS OTHER THAN BUILDINGS			15,028	0	0	0.00	0
500		CAPITAL OUTLAY	15,028	0	0	0.00	0
<hr/>							
Total Area	000	UNDESIGNATED	15,028	0	0	0.00	0
<hr/>							
Total Function	4120	SITE ACQUISITION & DEVELOPMENT SERVICES	15,028	0	0	0.00	0
<hr/>							
Function	4150	BUILDING ACQUISITION, CONSTRUCTION, IMPROVEMENT					
Area	000	UNDESIGNATED					

Requirements Report

2022-23 Actuals 2023-24 Actuals Current Year Budget Current Year FTE Proposed 25-26 Budget Proposed 25-26 FTE

Center 402 TMS

Fund 100 GENERAL FUND

Function 4150 BUILDING ACQUISITION, CONSTRUCTION, IMPROVEMENT

Area 000 UNDESIGNATED

520 BUILDINGS ACQUISITION 51,996 1,601 0 0.00 0 0.00

500 CAPITAL OUTLAY 51,996 1,601 0 0.00 0 0.00

Total Area 000 UNDESIGNATED 51,996 1,601 0 0.00 0 0.00

Total Function 4150 BUILDING ACQUISITION, CONSTRUCTION, IMPROVEMENT 51,996 1,601 0 0.00 0 0.00

Major Function 4000 FACILITIES ACQUISITION AND CONSTRUCTION 67,024 1,601 0 0.00 0 0.00

Total Fund 100 GENERAL FUND 5,081,031 4,692,711 5,544,584 48.42 5,708,553 46.16

Total Center 402 TMS 5,081,031 4,692,711 5,544,584 48.42 5,708,553 46.16

Requirements Report

2022-23 Actuals 2023-24 Actuals Current Year Budget Current Year FTE Proposed 25-26 Budget Proposed 25-26 FTE

Center 403 TES

Fund 100 GENERAL FUND

Function 1111 ELEMENTARY, K-5

Area 050 GENERAL CLASSROOM INSTRUCTION

111	LICENSED SALARIES	662,338	682,338	621,226	8.00	634,261	8.00
112	CLASSIFIED SALARIES	42,827	53,306	56,916	1.63	30,809	0.88
121	SUBSTITUTES - LICENSED	8,296	1,495	3,000	0.00	5,000	0.00
122	SUBSTITUTES - CLASSIFIED	0	52	0	0.00	2,000	0.00
123	TEMPORARY - LICENSED	0	53,103	0	0.00	0	0.00
131	ADDITIONAL CERT SALARY	1,826	149	500	0.00	0	0.00
132	ADDITIONAL CLAS SALARY	170	873	0	0.00	0	0.00

100 SALARIES 715,457 791,317 681,642 9.63 672,070 8.88

211	EMPLOYER CONTRIBUTION TIER 1 & 2	15,333	24,320	12,503	0.00	19,940	0.00
212	EMPLOYEE CONTRIBUTION, PICK-UP	38,011	46,292	40,689	0.00	45,904	0.00
216	EMPLOYER CONTRIBUTION OPSRP	52,990	65,300	63,010	0.00	115,176	0.00
217	RETIREE TIER 1 & 2 CONTRIBUTION	11,875	0	0	0.00	0	0.00
218	RETIREE OPSRP CONTRIBUTION	0	6	0	0.00	0	0.00
220	SOCIAL SECURITY ADMINISTRATION	53,861	59,530	54,342	0.00	54,337	0.00
231	WORKERS' COMPENSATION	2,028	1,771	3,118	0.00	3,050	0.00
232	UNEMPLOYMENT COMPENSATION	0	0	14,062	0.00	9,674	0.00
233	OR PFMLI	0	3,104	2,653	0.00	2,580	0.00
240	CONTRACTUAL EMPLOYEE BENEFITS	190,522	178,591	146,596	0.00	171,845	0.00

200 ASSOCIATED PAYROLL COSTS 364,620 378,915 336,972 0.00 422,507 0.00

311	INSTRUCTIONAL SERVICES	53,142	53,738	80,000	0.00	60,000	0.00
314	INSTRUCTIONAL SERVICES- CLASSIFIED I.A. SUBS	7,732	6,424	20,000	0.00	10,000	0.00
319	OTHER INSTRUCTIONAL, PROF & TECHNICAL SRV	3,000	4,103	3,200	0.00	4,500	0.00
341	TRAVEL, LOCAL IN DISTRICT	61	0	150	0.00	0	0.00
355	PRINTING AND BINDING	0	0	200	0.00	0	0.00
389	OTHER NON-INSTRUCTIONAL PROF & TECH SRVS	0	0	200	0.00	0	0.00
390	OTHER GENERAL PROF & TECHNOLOGICAL SERV	908	1,181	500	0.00	500	0.00

300 PURCHASED SERVICES 64,843 65,447 104,250 0.00 75,000 0.00

411	CLASSROOM/LAB SUPPLIES	7,599	8,104	9,800	0.00	11,450	0.00
414	FOOD SUPPLIES	338	60	210	0.00	210	0.00
415	MISCELLANEOUS & TECH SUPPLIES	119	80	735	0.00	300	0.00
416	NETWORK PRINTER SUPPLIES	372	66	1,000	0.00	500	0.00
420	TEXTBOOKS	150,942	1,314	2,300	0.00	1,100	0.00
440	PERIODICALS	0	60	0	0.00	0	0.00
460	NON-CONSUMABLE ITEMS	945	707	3,386	0.00	2,000	0.00
470	COMPUTER SOFTWARE	650	500	803	0.00	803	0.00
480	COMPUTER HARDWARE	2,264	0	1,575	0.00	3,000	0.00

400 SUPPLIES AND MATERIALS 163,229 10,891 19,810 0.00 19,363 0.00

640	DUES AND FEES	480	809	473	0.00	900	0.00
-----	---------------	-----	-----	-----	------	-----	------

Requirements Report

2022-23 Actuals 2023-24 Actuals Current Year Budget Current Year FTE Proposed 25-26 Budget Proposed 25-26 FTE

Center 403 TES

Area	Code	Description	2022-23 Actuals	2023-24 Actuals	Current Year Budget	Current Year FTE	Proposed 25-26 Budget	Proposed 25-26 FTE
600		OTHER OBJECTS	480	809	473	0.00	900	0.00
Total Area	050	GENERAL CLASSROOM INSTRUCTION	1,308,628	1,247,379	1,143,146	9.63	1,189,840	8.88
Area	132	INSTRUMENTAL MUSIC						
111		LICENSED SALARIES	13,460	14,477	14,842	0.17	15,287	0.17
100		SALARIES	13,460	14,477	14,842	0.17	15,287	0.17
211		EMPLOYER CONTRIBUTION TIER 1 & 2	1,794	1,967	2,017	0.00	3,218	0.00
212		EMPLOYEE CONTRIBUTION, PICK-UP	808	869	891	0.00	917	0.00
220		SOCIAL SECURITY ADMINISTRATION	991	1,069	1,092	0.00	1,131	0.00
231		WORKERS' COMPENSATION	62	32	68	0.00	69	0.00
232		UNEMPLOYMENT COMPENSATION	0	0	303	0.00	222	0.00
233		OR PFMLI	0	56	57	0.00	59	0.00
240		CONTRACTUAL EMPLOYEE BENEFITS	3,114	3,292	3,412	0.00	3,512	0.00
200		ASSOCIATED PAYROLL COSTS	6,768	7,284	7,839	0.00	9,128	0.00
322		REPAIRS & MAINTENANCE SERVICES	0	140	0	0.00	0	0.00
300		PURCHASED SERVICES	0	140	0	0.00	0	0.00
Total Area	132	INSTRUMENTAL MUSIC	20,228	21,901	22,681	0.17	24,416	0.17
Area	200	PHYSICAL EDUCATION						
111		LICENSED SALARIES	49,569	53,946	57,374	1.00	61,022	1.00
100		SALARIES	49,569	53,946	57,374	1.00	61,022	1.00
212		EMPLOYEE CONTRIBUTION, PICK-UP	3,131	3,237	3,442	0.00	3,661	0.00
216		EMPLOYER CONTRIBUTION OPSRP	5,334	5,799	6,168	0.00	10,905	0.00
220		SOCIAL SECURITY ADMINISTRATION	3,792	4,131	4,389	0.00	4,668	0.00
231		WORKERS' COMPENSATION	144	123	269	0.00	283	0.00
232		UNEMPLOYMENT COMPENSATION	0	0	1,216	0.00	915	0.00
233		OR PFMLI	0	216	229	0.00	244	0.00
240		CONTRACTUAL EMPLOYEE BENEFITS	9	19,682	20,376	0.00	20,892	0.00
200		ASSOCIATED PAYROLL COSTS	12,410	33,188	36,090	0.00	41,568	0.00
411		CLASSROOM/LAB SUPPLIES	0	0	0	0.00	750	0.00
400		SUPPLIES AND MATERIALS	0	0	0	0.00	750	0.00
Total Area	200	PHYSICAL EDUCATION	61,979	87,134	93,464	1.00	103,340	1.00
Total Function	1111	ELEMENTARY, K-5	1,390,835	1,356,413	1,259,291	10.79	1,317,596	10.04
Function	1113	ELEMENTARY EXTRACURRICULAR						

Requirements Report

2022-23 Actuals 2023-24 Actuals Current Year Current Year FTE Proposed 25-26 Proposed 25-26
Budget Budget FTE

Center 403 TES

Fund 100 GENERAL FUND

Function 1113 ELEMENTARY EXTRACURRICULAR

Area 250 OTHER EXTRACURRICULAR STUDENT ACTIVITIES

133	ADDITIONAL ATHLETIC/ADVISOR SALARY	0	1,342	1,475	0.00	1,710	0.00
100	SALARIES	0	1,342	1,475	0.00	1,710	0.00
212	EMPLOYEE CONTRIBUTION, PICK-UP	0	81	89	0.00	103	0.00
216	EMPLOYER CONTRIBUTION OPSRP	0	144	159	0.00	306	0.00
220	SOCIAL SECURITY ADMINISTRATION	0	102	112	0.00	129	0.00
231	WORKERS' COMPENSATION	0	3	7	0.00	8	0.00
232	UNEMPLOYMENT COMPENSATION	0	0	31	0.00	25	0.00
233	OR PFMLI	0	5	6	0.00	7	0.00
240	CONTRACTUAL EMPLOYEE BENEFITS	0	0	0	0.00	144	0.00

200 ASSOCIATED PAYROLL COSTS 0 335 403 0.00 721 0.00

Total Area 250 OTHER EXTRACURRICULAR STUDENT ACTIVITIES 0 1,678 1,878 0.00 2,431 0.00

Total Function 1113 ELEMENTARY EXTRACURRICULAR 0 1,678 1,878 0.00 2,431 0.00

Function 1220 RESTRICTIVE PROGRAMS FOR STUDENTS W/DISABILITIES

Area 320 SPECIAL EDUCATION

314	INSTRUCTIONAL SERVICES- CLASSIFIED I.A. SUBS*	27,153	31,203	40,000	0.00	35,000	0.00
300	PURCHASED SERVICES	27,153	31,203	40,000	0.00	35,000	0.00

Total Area 320 SPECIAL EDUCATION 27,153 31,203 40,000 0.00 35,000 0.00

Total Function 1220 RESTRICTIVE PROGRAMS FOR STUDENTS W/DISABILITIES 27,153 31,203 40,000 0.00 35,000 0.00

Function 1221 LEARNING CENTERS - STRUCTURED AND INTENSIVE

Area 320 SPECIAL EDUCATION

111	LICENSED SALARIES	68,419	74,292	78,700	1.00	83,605	1.00
112	CLASSIFIED SALARIES	53,600	64,967	97,728	2.81	156,326	4.50
121	SUBSTITUTES - LICENSED	0	3,681	5,000	0.00	0	0.00
131	ADDITIONAL CERT SALARY	0	141	500	0.00	0	0.00
132	ADDITIONAL CLAS SALARY	858	1,282	2,000	0.00	0	0.00
100	SALARIES	122,877	144,363	183,928	3.81	239,931	5.50
211	EMPLOYER CONTRIBUTION TIER 1 & 2	3,305	4,708	0	0.00	0	0.00
212	EMPLOYEE CONTRIBUTION, PICK-UP	7,373	8,662	10,586	0.00	14,396	0.00

Requirements Report

2022-23 Actuals 2023-24 Actuals Current Year Budget Current Year FTE Proposed 25-26 Budget Proposed 25-26 FTE

Center 403 TES

Fund 100 GENERAL FUND

Function 1221 LEARNING CENTERS - STRUCTURED AND INTENSIVE

Area 320 SPECIAL EDUCATION

216	EMPLOYER CONTRIBUTION OPSRP	10,024	11,795	18,966	0.00	38,317	0.00
220	SOCIAL SECURITY ADMINISTRATION	9,193	10,819	13,006	0.00	17,850	0.00
231	WORKERS' COMPENSATION	355	327	826	0.00	1,132	0.00
232	UNEMPLOYMENT COMPENSATION	0	0	3,604	0.00	3,500	0.00
233	OR PFMLI	0	559	680	0.00	933	0.00
240	CONTRACTUAL EMPLOYEE BENEFITS	52,304	59,134	82,011	0.00	83,724	0.00

200 ASSOCIATED PAYROLL COSTS 82,554 96,004 129,679 0.00 159,852 0.00

311	INSTRUCTIONAL SERVICES	812	4,780	5,000	0.00	5,000	0.00
314	INSTRUCTIONAL SERVICES- CLASSIFIED I.A. SUBS*	2,724	2,476	5,000	0.00	5,000	0.00
319	OTHER INSTRUCTIONAL, PROF & TECHNICAL SRVE	130	0	0	0.00	0	0.00

300 PURCHASED SERVICES 3,665 7,256 10,000 0.00 10,000 0.00

411	CLASSROOM/LAB SUPPLIES	893	703	500	0.00	1,000	0.00
416	NETWORK PRINTER SUPPLIES	0	688	400	0.00	400	0.00
480	COMPUTER HARDWARE	0	300	0	0.00	0	0.00

400 SUPPLIES AND MATERIALS 893 1,691 900 0.00 1,400 0.00

Total Area 320 SPECIAL EDUCATION 209,990 249,314 324,507 3.81 411,183 5.50

Total Function 1221 LEARNING CENTERS - STRUCTURED AND INTENSIVE 209,990 249,314 324,507 3.81 411,183 5.50

Function 1250 LESS RESTRICTIVE PROGRAMS FOR STUDENTS W/DISAB.

Area 320 SPECIAL EDUCATION

111	LICENSED SALARIES	71,878	78,597	83,192	1.00	90,809	1.00
112	CLASSIFIED SALARIES	111,599	111,175	93,190	2.47	95,968	2.47
132	ADDITIONAL CLAS SALARY	516	1,294	2,000	0.00	0	0.00

100 SALARIES 183,993 191,066 178,382 3.47 186,777 3.47

211	EMPLOYER CONTRIBUTION TIER 1 & 2	3,761	3,013	7,994	0.00	12,753	0.00
212	EMPLOYEE CONTRIBUTION, PICK-UP	11,040	11,464	10,583	0.00	11,207	0.00
216	EMPLOYER CONTRIBUTION OPSRP	15,921	18,156	12,638	0.00	22,551	0.00
220	SOCIAL SECURITY ADMINISTRATION	13,583	14,180	13,256	0.00	14,035	0.00
231	WORKERS' COMPENSATION	536	436	824	0.00	869	0.00
232	UNEMPLOYMENT COMPENSATION	0	0	3,674	0.00	2,752	0.00
233	OR PFMLI	0	741	693	0.00	734	0.00
240	CONTRACTUAL EMPLOYEE BENEFITS	61,727	98,798	87,359	0.00	90,363	0.00

200 ASSOCIATED PAYROLL COSTS 106,567 146,789 137,020 0.00 155,263 0.00

311	INSTRUCTIONAL SERVICES	1,813	5,301	5,000	0.00	5,000	0.00
-----	------------------------	-------	-------	-------	------	-------	------

Requirements Report

2022-23 Actuals 2023-24 Actuals Current Year Budget Current Year FTE Proposed 25-26 Budget Proposed 25-26 FTE

Center 403 TES

Fund 100 GENERAL FUND

Function 1250 LESS RESTRICTIVE PROGRAMS FOR STUDENTS W/DISAB.

Area 320 SPECIAL EDUCATION

314	INSTRUCTIONAL SERVICES- CLASSIFIED I.A. SUBS*	6,913	4,501	5,000	0.00	15,000	0.00
300	PURCHASED SERVICES	8,727	9,802	10,000	0.00	20,000	0.00
411	CLASSROOM/LAB SUPPLIES	963	842	300	0.00	300	0.00
414	FOOD SUPPLIES	60	171	0	0.00	0	0.00
415	MISCELLANEOUS & TECH SUPPLIES	255	0	0	0.00	0	0.00
416	NETWORK PRINTER SUPPLIES	0	178	400	0.00	400	0.00
460	NON-CONSUMABLE ITEMS	205	604	0	0.00	0	0.00
400	SUPPLIES AND MATERIALS	1,483	1,795	700	0.00	700	0.00

Total Area 320 SPECIAL EDUCATION 300,770 349,452 326,102 3.47 362,740 3.47

Total Function 1250 LESS RESTRICTIVE PROGRAMS FOR STUDENTS W/DISAB. 300,770 349,452 326,102 3.47 362,740 3.47

Function 1291 ENGLISH LANGUAGE LEARNER - ORS 336.079

Area 000 UNDESIGNATED

111	LICENSED SALARIES	510,910	555,875	581,847	7.00	621,758	7.00
112	CLASSIFIED SALARIES	1,031	32,315	35,071	0.88	36,218	0.88
121	SUBSTITUTES - LICENSED	1,044	35	0	0.00	0	0.00
131	ADDITIONAL CERT SALARY	200	0	0	0.00	0	0.00
132	ADDITIONAL CLAS SALARY	363	213	0	0.00	0	0.00
100	SALARIES	513,549	588,438	616,917	7.88	657,976	7.88
211	EMPLOYER CONTRIBUTION TIER 1 & 2	11,438	12,533	12,936	0.00	20,626	0.00
212	EMPLOYEE CONTRIBUTION, PICK-UP	30,750	35,306	37,015	0.00	39,479	0.00
216	EMPLOYER CONTRIBUTION OPSRP	43,608	53,344	56,086	0.00	100,070	0.00
220	SOCIAL SECURITY ADMINISTRATION	38,351	44,163	46,023	0.00	49,615	0.00
231	WORKERS' COMPENSATION	1,448	1,307	2,823	0.00	3,003	0.00
232	UNEMPLOYMENT COMPENSATION	0	0	12,754	0.00	9,728	0.00
233	OR PFMLI	0	2,302	2,406	0.00	2,594	0.00
240	CONTRACTUAL EMPLOYEE BENEFITS	132,780	156,688	162,348	0.00	166,810	0.00
200	ASSOCIATED PAYROLL COSTS	258,376	305,642	332,392	0.00	391,925	0.00
311	INSTRUCTIONAL SERVICES	21,895	24,948	35,000	0.00	34,475	0.00
314	INSTRUCTIONAL SERVICES- CLASSIFIED I.A. SUBS*	926	1,828	7,000	0.00	3,000	0.00
300	PURCHASED SERVICES	22,821	26,776	42,000	0.00	37,475	0.00
411	CLASSROOM/LAB SUPPLIES	4,671	4,723	7,000	0.00	8,500	0.00
414	FOOD SUPPLIES	258	96	0	0.00	0	0.00
415	MISCELLANEOUS & TECH SUPPLIES	40	0	525	0.00	300	0.00

Requirements Report

2022-23 Actuals 2023-24 Actuals Current Year Budget Current Year FTE Proposed 25-26 Budget Proposed 25-26 FTE

Center 403 TES

Fund 100 GENERAL FUND

Function 1291 ENGLISH LANGUAGE LEARNER - ORS 336.079

Area 000 UNDESIGNATED

420	TEXTBOOKS	1,318	518	1,100	0.00	600	0.00
460	NON-CONSUMABLE ITEMS	289	210	300	0.00	300	0.00
470	COMPUTER SOFTWARE	0	500	0	0.00	0	0.00
480	COMPUTER HARDWARE	0	1,188	0	0.00	0	0.00
400	SUPPLIES AND MATERIALS	6,576	7,234	8,925	0.00	9,700	0.00

Total Area 000 UNDESIGNATED 801,322 928,091 1,000,234 7.88 1,097,076 7.88

Area 050 GENERAL CLASSROOM INSTRUCTION

121	SUBSTITUTES - LICENSED	760	0	0	0.00	0	0.00
100	SALARIES	760	0	0	0.00	0	0.00
211	EMPLOYER CONTRIBUTION TIER 1 & 2	20	0	0	0.00	0	0.00
212	EMPLOYEE CONTRIBUTION, PICK-UP	46	0	0	0.00	0	0.00
216	EMPLOYER CONTRIBUTION OPSRP	62	0	0	0.00	0	0.00
220	SOCIAL SECURITY ADMINISTRATION	57	0	0	0.00	0	0.00
231	WORKERS' COMPENSATION	3	0	0	0.00	0	0.00
200	ASSOCIATED PAYROLL COSTS	189	0	0	0.00	0	0.00

Total Area 050 GENERAL CLASSROOM INSTRUCTION 949 0 0 0.00 0 0.00

Total Function 1291 ENGLISH LANGUAGE LEARNER - ORS 336.079 802,271 928,091 1,000,234 7.88 1,097,076 7.88

Major Function 1000 INSTRUCTION 2,731,019 2,916,151 2,952,012 25.94 3,226,026 26.88

Function 2129 OTHER GUIDANCE SERVICES

Area 000 UNDESIGNATED

311	INSTRUCTIONAL SERVICES	0	0	0	0.00	1,000	0.00
300	PURCHASED SERVICES	0	0	0	0.00	1,000	0.00

Total Area 000 UNDESIGNATED 0 0 0 0.00 1,000 0.00

Total Function 2129 OTHER GUIDANCE SERVICES 0 0 0 0.00 1,000 0.00

Function 2132 MEDICAL SERVICES

Area 000 UNDESIGNATED

Requirements Report

2022-23 Actuals 2023-24 Actuals Current Year Budget Current Year FTE Proposed 25-26 Budget Proposed 25-26 FTE

Center 403 TES

Fund 100 GENERAL FUND

Function	Area	Description	2022-23 Actuals	2023-24 Actuals	Current Year Budget	Current Year FTE	Proposed 25-26 Budget	Proposed 25-26 FTE
Function 2132 MEDICAL SERVICES								
Area 000 UNDESIGNATED								
	389	OTHER NON-INSTRUCTIONAL PROF & TECH SRVS	0	0	100	0.00	100	0.00
300		PURCHASED SERVICES	0	0	100	0.00	100	0.00
Total Area 000 UNDESIGNATED			0	0	100	0.00	100	0.00
Total Function 2132 MEDICAL SERVICES			0	0	100	0.00	100	0.00
Function 2134 NURSE SERVICES								
Area 000 UNDESIGNATED								
	415	MISCELLANEOUS & TECH SUPPLIES	115	0	315	0.00	315	0.00
400		SUPPLIES AND MATERIALS	115	0	315	0.00	315	0.00
Total Area 000 UNDESIGNATED			115	0	315	0.00	315	0.00
Total Function 2134 NURSE SERVICES			115	0	315	0.00	315	0.00
Function 2139 OTHER HEALTH SERVICES								
Area 000 UNDESIGNATED								
	389	OTHER NON-INSTRUCTIONAL PROF & TECH SRVS	700	440	500	0.00	500	0.00
300		PURCHASED SERVICES	700	440	500	0.00	500	0.00
	415	MISCELLANEOUS & TECH SUPPLIES	0	0	210	0.00	210	0.00
400		SUPPLIES AND MATERIALS	0	0	210	0.00	210	0.00
Total Area 000 UNDESIGNATED			700	440	710	0.00	710	0.00
Total Function 2139 OTHER HEALTH SERVICES			700	440	710	0.00	710	0.00
Function 2152 SPEECH PATHOLOGY SERVICES								
Area 320 SPECIAL EDUCATION								
	111	LICENSED SALARIES	33,394	37,135	0	0.00	0	0.00
	131	ADDITIONAL CERT SALARY	0	1,582	1,000	0.00	0	0.00
100		SALARIES	33,394	38,718	1,000	0.00	0	0.00
	212	EMPLOYEE CONTRIBUTION, PICK-UP	2,004	2,323	0	0.00	0	0.00
	216	EMPLOYER CONTRIBUTION OPSRP	3,413	4,162	0	0.00	0	0.00

Requirements Report

2022-23 Actuals 2023-24 Actuals Current Year Budget Current Year FTE Proposed 25-26 Budget Proposed 25-26 FTE

Center 403 TES

Fund 100 GENERAL FUND

Function 2152 SPEECH PATHOLOGY SERVICES

Area 320 SPECIAL EDUCATION

220	SOCIAL SECURITY ADMINISTRATION	2,497	2,895	0	0.00	0	0.00
231	WORKERS' COMPENSATION	95	86	0	0.00	0	0.00
233	OR PFMLI	0	151	0	0.00	0	0.00
240	CONTRACTUAL EMPLOYEE BENEFITS	9,512	9,880	0	0.00	0	0.00

200 ASSOCIATED PAYROLL COSTS 17,520 19,498 0 0.00 0 0.00

411	CLASSROOM/LAB SUPPLIES	585	239	300	0.00	300	0.00
416	NETWORK PRINTER SUPPLIES	193	153	400	0.00	400	0.00
460	NON-CONSUMABLE ITEMS	0	39	0	0.00	0	0.00

400 SUPPLIES AND MATERIALS 778 430 700 0.00 700 0.00

Total Area 320 SPECIAL EDUCATION 51,692 58,646 1,700 0.00 700 0.00

Total Function 2152 SPEECH PATHOLOGY SERVICES 51,692 58,646 1,700 0.00 700 0.00

Function 2213 CURRICULUM DEVELOPMENT

Area 000 UNDESIGNATED

131	ADDITIONAL CERT SALARY	444	150	0	0.00	0	0.00
-----	------------------------	-----	-----	---	------	---	------

100 SALARIES 444 150 0 0.00 0 0.00

211	EMPLOYER CONTRIBUTION TIER 1 & 2	13	0	0	0.00	0	0.00
212	EMPLOYEE CONTRIBUTION, PICK-UP	27	9	0	0.00	0	0.00
216	EMPLOYER CONTRIBUTION OPSRP	35	16	0	0.00	0	0.00
220	SOCIAL SECURITY ADMINISTRATION	34	11	0	0.00	0	0.00
231	WORKERS' COMPENSATION	2	0	0	0.00	0	0.00
233	OR PFMLI	0	1	0	0.00	0	0.00
240	CONTRACTUAL EMPLOYEE BENEFITS	29	0	0	0.00	0	0.00

200 ASSOCIATED PAYROLL COSTS 140 38 0 0.00 0 0.00

Total Area 000 UNDESIGNATED 584 188 0 0.00 0 0.00

Total Function 2213 CURRICULUM DEVELOPMENT 584 188 0 0.00 0 0.00

Function 2222 LIBRARY/MEDIA CENTER

Area 000 UNDESIGNATED

112	CLASSIFIED SALARIES	26,757	28,367	30,395	0.94	32,665	0.94
122	SUBSTITUTES - CLASSIFIED	24	0	0	0.00	0	0.00
132	ADDITIONAL CLAS SALARY	240	142	0	0.00	0	0.00

Requirements Report

2022-23 Actuals 2023-24 Actuals Current Year Budget Current Year FTE Proposed 25-26 Budget Proposed 25-26 FTE

Center 403 TES

100	SALARIES	27,021	28,509	30,395	0.94	32,665	0.94
212	EMPLOYEE CONTRIBUTION, PICK-UP	1,620	1,711	1,824	0.00	1,960	0.00
216	EMPLOYER CONTRIBUTION OPSRP	2,759	3,065	3,267	0.00	5,837	0.00
220	SOCIAL SECURITY ADMINISTRATION	2,020	2,136	2,280	0.00	2,454	0.00
231	WORKERS' COMPENSATION	82	69	150	0.00	159	0.00
232	UNEMPLOYMENT COMPENSATION	0	0	632	0.00	481	0.00
233	OR PFMLI	0	112	119	0.00	128	0.00
240	CONTRACTUAL EMPLOYEE BENEFITS	26,662	27,814	34,368	0.00	35,130	0.00
200	ASSOCIATED PAYROLL COSTS	33,143	34,905	42,640	0.00	46,150	0.00
391	OTHER SUPPORT SERVICES SUBSTITUTES	163	234	0	0.00	1,000	0.00
300	PURCHASED SERVICES	163	234	0	0.00	1,000	0.00
411	CLASSROOM/LAB SUPPLIES	0	320	210	0.00	210	0.00
416	NETWORK PRINTER SUPPLIES	0	0	200	0.00	200	0.00
430	LIBRARY BOOKS	2,202	2,685	3,950	0.00	3,950	0.00
440	PERIODICALS	0	0	210	0.00	210	0.00
460	NON-CONSUMABLE ITEMS	0	17	630	0.00	630	0.00
470	COMPUTER SOFTWARE	250	250	250	0.00	250	0.00
480	COMPUTER HARDWARE	0	0	158	0.00	158	0.00
400	SUPPLIES AND MATERIALS	2,452	3,271	5,608	0.00	5,608	0.00
<hr/>							
Total Area	000 UNDESIGNATED	62,778	66,920	78,643	0.94	85,423	0.94
<hr/>							
Total Function	2222 LIBRARY/MEDIA CENTER	62,778	66,920	78,643	0.94	85,423	0.94
<hr/>							
Function	2223 MULTIMEDIA SERVICES						
Area	000 UNDESIGNATED						
322	REPAIRS & MAINTENANCE SERVICES	495	490	600	0.00	600	0.00
300	PURCHASED SERVICES	495	490	600	0.00	600	0.00
411	CLASSROOM/LAB SUPPLIES	137	247	315	0.00	315	0.00
460	NON-CONSUMABLE ITEMS	1,884	220	525	0.00	525	0.00
400	SUPPLIES AND MATERIALS	2,020	467	840	0.00	840	0.00
<hr/>							
Total Area	000 UNDESIGNATED	2,515	957	1,440	0.00	1,440	0.00
<hr/>							
Total Function	2223 MULTIMEDIA SERVICES	2,515	957	1,440	0.00	1,440	0.00
<hr/>							
Function	2240 INSTRUCTIONAL STAFF DEVELOPMENT						
Area	000 UNDESIGNATED						
312	INSTRUCTIONAL PROGRAMS IMPROVEMENT SRVS	0	165	0	0.00	0	0.00

Requirements Report

2022-23 Actuals 2023-24 Actuals Current Year Budget Current Year FTE Proposed 25-26 Budget Proposed 25-26 FTE

Center 403 TES

300	PURCHASED SERVICES	0	165	0	0.00	0	0.00
<hr/>							
Total Area	000 UNDESIGNATED	0	165	0	0.00	0	0.00
<hr/>							
Total Function	2240 INSTRUCTIONAL STAFF DEVELOPMENT	0	165	0	0.00	0	0.00
<hr/>							
Function	2410 OFFICE OF THE PRINCIPAL						
Area	000 UNDESIGNATED						
112	CLASSIFIED SALARIES	76,510	83,323	86,427	2.00	89,100	2.00
113	ADMINISTRATORS	119,444	123,028	126,719	1.00	135,048	1.00
132	ADDITIONAL CLAS SALARY	2,999	4,330	2,000	0.00	5,000	0.00
138	MILEAGE STIPEND	500	500	500	0.00	500	0.00
100	SALARIES	199,454	211,182	215,646	3.00	229,648	3.00
212	EMPLOYEE CONTRIBUTION, PICK-UP	11,967	12,671	12,819	0.00	13,479	0.00
216	EMPLOYER CONTRIBUTION OPSRP	20,384	22,702	22,967	0.00	40,145	0.00
220	SOCIAL SECURITY ADMINISTRATION	15,055	16,009	16,130	0.00	17,022	0.00
231	WORKERS' COMPENSATION	568	470	986	0.00	1,034	0.00
232	UNEMPLOYMENT COMPENSATION	0	0	4,470	0.00	3,338	0.00
233	OR PFMLI	0	778	843	0.00	890	0.00
240	CONTRACTUAL EMPLOYEE BENEFITS	64,272	66,670	69,248	0.00	71,324	0.00
200	ASSOCIATED PAYROLL COSTS	112,246	119,300	127,463	0.00	147,231	0.00
322	REPAIRS & MAINTENANCE SERVICES	0	0	100	0.00	100	0.00
324	RENTALS	11,553	11,002	12,000	0.00	12,000	0.00
341	TRAVEL, LOCAL IN DISTRICT	216	181	100	0.00	100	0.00
342	TRAVEL, OUT OF DISTRICT	2,235	1,517	1,000	0.00	1,500	0.00
353	POSTAGE	630	584	1,323	0.00	600	0.00
359	OTHER COMMUNICATION SERVICES	0	179	600	0.00	0	0.00
389	OTHER NON-INSTRUCTIONAL PROF & TECH SRVS	1,376	1,477	0	0.00	1,500	0.00
390	OTHER GENERAL PROF & TECHNOLOGICAL SERVII	105	80	0	0.00	0	0.00
391	OTHER SUPPORT SERVICES SUBSTITUTES	0	0	2,525	0.00	2,525	0.00
300	PURCHASED SERVICES	16,115	15,019	17,648	0.00	18,325	0.00
411	CLASSROOM/LAB SUPPLIES	739	1,176	840	0.00	840	0.00
412	OFFICE SUPPLIES	247	515	1,050	0.00	700	0.00
413	CUSTODIAL/MAINTENANCE SUPPLIES	65	86	105	0.00	105	0.00
414	FOOD SUPPLIES	1,256	1,862	525	0.00	1,500	0.00
415	MISCELLANEOUS & TECH SUPPLIES	350	495	525	0.00	525	0.00
416	NETWORK PRINTER SUPPLIES	73	150	300	0.00	300	0.00
460	NON-CONSUMABLE ITEMS	579	1,116	1,575	0.00	1,575	0.00
470	COMPUTER SOFTWARE	295	193	526	0.00	1,000	0.00
480	COMPUTER HARDWARE	0	0	1,050	0.00	500	0.00
400	SUPPLIES AND MATERIALS	3,605	5,594	6,496	0.00	7,045	0.00
640	DUES AND FEES	904	904	893	0.00	1,100	0.00

Requirements Report

2022-23 Actuals 2023-24 Actuals Current Year Budget Current Year FTE Proposed 25-26 Budget Proposed 25-26 FTE

Center 403 TES

600	OTHER OBJECTS	904	904	893	0.00	1,100	0.00
Total Area	000 UNDESIGNATED	332,324	351,999	368,145	3.00	403,349	3.00
Total Function	2410 OFFICE OF THE PRINCIPAL	332,324	351,999	368,145	3.00	403,349	3.00
Function	2491 ESD SUPPLIES						
Area	000 UNDESIGNATED						
412	OFFICE SUPPLIES	1,344	1,258	2,100	0.00	0	0.00
415	MISCELLANEOUS & TECH SUPPLIES	0	0	1,050	0.00	0	0.00
400	SUPPLIES AND MATERIALS	1,344	1,258	3,150	0.00	0	0.00
Total Area	000 UNDESIGNATED	1,344	1,258	3,150	0.00	0	0.00
Total Function	2491 ESD SUPPLIES	1,344	1,258	3,150	0.00	0	0.00
Function	2542 CARE & UPKEEP - BUILDINGS						
Area	000 UNDESIGNATED						
112	CLASSIFIED SALARIES	80,252	84,544	88,975	2.00	93,293	2.00
132	ADDITIONAL CLAS SALARY	266	394	0	0.00	0	0.00
100	SALARIES	80,518	84,938	88,975	2.00	93,293	2.00
212	EMPLOYEE CONTRIBUTION, PICK-UP	4,831	5,096	5,339	0.00	5,598	0.00
216	EMPLOYER CONTRIBUTION OPSRP	8,229	9,140	9,565	0.00	16,671	0.00
220	SOCIAL SECURITY ADMINISTRATION	5,913	6,243	6,552	0.00	6,884	0.00
231	WORKERS' COMPENSATION	1,066	1,318	3,080	0.00	3,171	0.00
232	UNEMPLOYMENT COMPENSATION	0	0	1,816	0.00	1,350	0.00
233	OR PFMLI	0	274	343	0.00	360	0.00
240	CONTRACTUAL EMPLOYEE BENEFITS	21,365	22,031	23,585	0.00	24,110	0.00
200	ASSOCIATED PAYROLL COSTS	41,404	44,101	50,278	0.00	58,143	0.00
321	CLEANING SERVICES	18,649	3,197	0	0.00	0	0.00
322	REPAIRS & MAINTENANCE SERVICES	3,317	1,325	10,000	0.00	10,000	0.00
325	ELECTRICITY	41,580	46,615	42,000	0.00	50,000	0.00
326	FUEL	20,289	18,181	16,000	0.00	19,000	0.00
327	WATER AND SEWAGE	11,486	8,701	14,000	0.00	10,000	0.00
328	GARBAGE	15,109	15,843	15,000	0.00	16,000	0.00
329	OTHER PROPERTY SERVICES	1,668	1,788	2,000	0.00	2,000	0.00
389	OTHER NON-INSTRUCTIONAL PROF & TECH SRVS	5,404	0	2,000	0.00	2,000	0.00
391	OTHER SUPPORT SERVICES SUBSTITUTES	0	0	0	0.00	1,000	0.00
300	PURCHASED SERVICES	117,503	95,649	101,000	0.00	110,000	0.00
413	CUSTODIAL/MAINTENANCE SUPPLIES	15,412	28,038	22,000	0.00	22,000	0.00
460	NON-CONSUMABLE ITEMS	11,204	3,701	6,058	0.00	6,058	0.00

Requirements Report

			2022-23 Actuals	2023-24 Actuals	Current Year Budget	Current Year FTE	Proposed 25-26 Budget	Proposed 25-26 FTE
Center 403 TES								
400	SUPPLIES AND MATERIALS		26,617	31,739	28,058	0.00	28,058	0.00
541	INITIAL & ADDITIONAL EQUIPMENT PURCHASE		0	1,945	0	0.00	0	0.00
500	CAPITAL OUTLAY		0	1,945	0	0.00	0	0.00
640	DUES AND FEES		0	0	263	0.00	263	0.00
600	OTHER OBJECTS		0	0	263	0.00	263	0.00
<hr/>								
Total Area	000 UNDESIGNATED		266,042	258,373	268,574	2.00	289,756	2.00
<hr/>								
Total Function	2542 CARE & UPKEEP - BUILDINGS		266,042	258,373	268,574	2.00	289,756	2.00
<hr/>								
Function	2543 CARE & UPKEEP - GROUNDS							
Area	000 UNDESIGNATED							
322	REPAIRS & MAINTENANCE SERVICES		1,285	0	2,000	0.00	2,000	0.00
329	OTHER PROPERTY SERVICES		920	960	998	0.00	998	0.00
300	PURCHASED SERVICES		2,205	960	2,998	0.00	2,998	0.00
413	CUSTODIAL/MAINTENANCE SUPPLIES		5,277	996	2,000	0.00	2,000	0.00
400	SUPPLIES AND MATERIALS		5,277	996	2,000	0.00	2,000	0.00
<hr/>								
Total Area	000 UNDESIGNATED		7,482	1,956	4,998	0.00	4,998	0.00
<hr/>								
Total Function	2543 CARE & UPKEEP - GROUNDS		7,482	1,956	4,998	0.00	4,998	0.00
<hr/>								
Function	2546 SECURITY SERVICES							
Area	000 UNDESIGNATED							
389	OTHER NON-INSTRUCTIONAL PROF & TECH SRVS		884	907	1,000	0.00	1,000	0.00
300	PURCHASED SERVICES		884	907	1,000	0.00	1,000	0.00
460	NON-CONSUMABLE ITEMS		0	805	0	0.00	0	0.00
400	SUPPLIES AND MATERIALS		0	805	0	0.00	0	0.00
<hr/>								
Total Area	000 UNDESIGNATED		884	1,712	1,000	0.00	1,000	0.00
<hr/>								
Total Function	2546 SECURITY SERVICES		884	1,712	1,000	0.00	1,000	0.00
<hr/>								
Function	2547 ASBESTOS/RADON MANAGEMENT							
Area	000 UNDESIGNATED							
329	OTHER PROPERTY SERVICES		0	0	210	0.00	210	0.00

Requirements Report

2022-23 Actuals 2023-24 Actuals Current Year Budget Current Year FTE Proposed 25-26 Budget Proposed 25-26 FTE

Center 403 TES

300	PURCHASED SERVICES	0	0	210	0.00	210	0.00
Total Area	000 UNDESIGNATED	0	0	210	0.00	210	0.00
Total Function	2547 ASBESTOS/RADON MANAGEMENT	0	0	210	0.00	210	0.00
Function	2548 INTEGRATED PEST MANAGEMENT						
Area	000 UNDESIGNATED						
322	REPAIRS & MAINTENANCE SERVICES	225	0	1,200	0.00	1,200	0.00
300	PURCHASED SERVICES	225	0	1,200	0.00	1,200	0.00
Total Area	000 UNDESIGNATED	225	0	1,200	0.00	1,200	0.00
Total Function	2548 INTEGRATED PEST MANAGEMENT	225	0	1,200	0.00	1,200	0.00
Function	2551 SERVICE AREA DIRECTION						
Area	000 UNDESIGNATED						
331	REIMBURSABLE STUDENT TRANSPORTATION	3,333	3,571	3,500	0.00	3,500	0.00
300	PURCHASED SERVICES	3,333	3,571	3,500	0.00	3,500	0.00
Total Area	000 UNDESIGNATED	3,333	3,571	3,500	0.00	3,500	0.00
Total Function	2551 SERVICE AREA DIRECTION	3,333	3,571	3,500	0.00	3,500	0.00
Function	2574 PRINTING, PUBLISHING & DUPLICATING SERVICES						
Area	000 UNDESIGNATED						
355	PRINTING AND BINDING	642	622	1,000	0.00	1,000	0.00
300	PURCHASED SERVICES	642	622	1,000	0.00	1,000	0.00
Total Area	000 UNDESIGNATED	642	622	1,000	0.00	1,000	0.00
Total Function	2574 PRINTING, PUBLISHING & DUPLICATING SERVICES	642	622	1,000	0.00	1,000	0.00
Function	2669 OTHER TECHNOLOGY SERVICES						
Area	000 UNDESIGNATED						
351	TELEPHONE	4,764	4,094	4,000	0.00	4,000	0.00
359	OTHER COMMUNICATION SERVICES	9,959	10,807	10,800	0.00	10,800	0.00

Requirements Report

			2022-23 Actuals	2023-24 Actuals	Current Year Budget	Current Year FTE	Proposed 25-26 Budget	Proposed 25-26 FTE
Center 403 TES								
300	PURCHASED SERVICES		14,723	14,901	14,800	0.00	14,800	0.00
	460 NON-CONSUMABLE ITEMS		0	63	0	0.00	0	0.00
400	SUPPLIES AND MATERIALS		0	63	0	0.00	0	0.00
Total Area	000 UNDESIGNATED		14,723	14,964	14,800	0.00	14,800	0.00
Total Function	2669 OTHER TECHNOLOGY SERVICES		14,723	14,964	14,800	0.00	14,800	0.00
Major Function	2000 SUPPORT SERVICES		745,384	761,769	749,485	5.94	809,500	5.94
Function	4150 BUILDING ACQUISITION, CONSTRUCTION, IMPROVEMENT							
Area	000 UNDESIGNATED							
	520 BUILDINGS ACQUISITION		29,848	3,308	0	0.00	0	0.00
500	CAPITAL OUTLAY		29,848	3,308	0	0.00	0	0.00
Total Area	000 UNDESIGNATED		29,848	3,308	0	0.00	0	0.00
Total Function	4150 BUILDING ACQUISITION, CONSTRUCTION, IMPROVEMENT		29,848	3,308	0	0.00	0	0.00
Major Function	4000 FACILITIES ACQUISITION AND CONSTRUCTION		29,848	3,308	0	0.00	0	0.00
Total Fund	100 GENERAL FUND		3,506,251	3,681,228	3,701,497	31.88	4,035,526	32.82
Total Center	403 TES		3,506,251	3,681,228	3,701,497	31.88	4,035,526	32.82

Requirements Report

2022-23 Actuals	2023-24 Actuals	Current Year Budget	Current Year FTE	Proposed 25-26 Budget	Proposed 25-26 FTE
-----------------	-----------------	---------------------	------------------	-----------------------	--------------------

Center 404 PES

Fund 100 GENERAL FUND

Function 1111 ELEMENTARY, K-5

Area 050 GENERAL CLASSROOM INSTRUCTION

111	LICENSED SALARIES	487,432	409,115	575,181	8.00	632,230	8.00
112	CLASSIFIED SALARIES	97,126	53,370	55,676	1.78	59,436	1.78
121	SUBSTITUTES - LICENSED	6,874	19,444	15,000	0.00	5,000	0.00
122	SUBSTITUTES - CLASSIFIED	75	0	0	0.00	0	0.00
123	TEMPORARY - LICENSED	0	134,357	0	0.00	0	0.00
131	ADDITIONAL CERT SALARY	7,014	633	0	0.00	0	0.00
132	ADDITIONAL CLAS SALARY	7,509	2,076	0	0.00	0	0.00

100 SALARIES 606,030 618,995 645,857 9.78 696,666 9.78

211	EMPLOYER CONTRIBUTION TIER 1 & 2	15,222	12,154	12,500	0.00	19,942	0.00
212	EMPLOYEE CONTRIBUTION, PICK-UP	35,155	34,054	37,024	0.00	45,594	0.00
216	EMPLOYER CONTRIBUTION OPSRP	48,201	51,398	56,447	0.00	103,974	0.00
217	RETIREE TIER 1 & 2 CONTRIBUTION	958	0	0	0.00	0	0.00
218	RETIREE OPSRP CONTRIBUTION	1,241	1,423	1,482	0.00	2,697	0.00
220	SOCIAL SECURITY ADMINISTRATION	45,928	47,236	52,704	0.00	56,546	0.00
231	WORKERS' COMPENSATION	1,731	1,386	2,913	0.00	3,180	0.00
232	UNEMPLOYMENT COMPENSATION	0	0	13,220	0.00	10,107	0.00
233	OR PFMLI	0	2,442	2,494	0.00	2,695	0.00
240	CONTRACTUAL EMPLOYEE BENEFITS	122,434	127,620	128,290	0.00	131,618	0.00

200 ASSOCIATED PAYROLL COSTS 270,869 277,714 307,075 0.00 376,353 0.00

311	INSTRUCTIONAL SERVICES	29,058	38,345	80,000	0.00	60,000	0.00
314	INSTRUCTIONAL SERVICES- CLASSIFIED I.A. SUBS*	19,929	37,149	20,000	0.00	40,000	0.00
319	OTHER INSTRUCTIONAL, PROF & TECHNICAL SRVCE	3,345	4,233	3,200	0.00	4,500	0.00
322	REPAIRS & MAINTENANCE SERVICES	179	0	0	0.00	0	0.00
355	PRINTING AND BINDING	0	0	300	0.00	300	0.00
390	OTHER GENERAL PROF & TECHNOLOGICAL SERVII	824	1,184	1,000	0.00	1,000	0.00

300 PURCHASED SERVICES 53,335 80,910 104,500 0.00 105,800 0.00

411	CLASSROOM/LAB SUPPLIES	4,764	6,144	5,250	0.00	9,075	0.00
414	FOOD SUPPLIES	70	0	420	0.00	420	0.00
415	MISCELLANEOUS & TECH SUPPLIES	352	730	772	0.00	772	0.00
416	NETWORK PRINTER SUPPLIES	0	125	1,000	0.00	1,000	0.00
420	TEXTBOOKS	150,887	1,349	2,625	0.00	1,625	0.00
440	PERIODICALS	0	0	525	0.00	525	0.00
460	NON-CONSUMABLE ITEMS	535	1,468	5,025	0.00	5,025	0.00
470	COMPUTER SOFTWARE	324	324	473	0.00	473	0.00
480	COMPUTER HARDWARE	499	0	4,513	0.00	3,000	0.00

400 SUPPLIES AND MATERIALS 157,432 10,140 20,602 0.00 21,915 0.00

640	DUES AND FEES	559	824	525	0.00	900	0.00
-----	---------------	-----	-----	-----	------	-----	------

600 OTHER OBJECTS 559 824 525 0.00 900 0.00

Requirements Report

2022-23 Actuals 2023-24 Actuals Current Year Budget Current Year FTE Proposed 25-26 Budget Proposed 25-26 FTE

Center 404 PES

Total Area	050	GENERAL CLASSROOM INSTRUCTION	1,088,224	988,582	1,078,559	9.78	1,201,633	9.78
Area	132	INSTRUMENTAL MUSIC						
111		LICENSED SALARIES	13,468	14,485	14,851	0.17	15,297	0.17
100		SALARIES	13,468	14,485	14,851	0.17	15,297	0.17
211		EMPLOYER CONTRIBUTION TIER 1 & 2	1,795	1,969	2,018	0.00	3,220	0.00
212		EMPLOYEE CONTRIBUTION, PICK-UP	808	869	891	0.00	918	0.00
220		SOCIAL SECURITY ADMINISTRATION	992	1,069	1,093	0.00	1,131	0.00
231		WORKERS' COMPENSATION	62	32	68	0.00	69	0.00
232		UNEMPLOYMENT COMPENSATION	0	0	303	0.00	222	0.00
233		OR PFMLI	0	56	57	0.00	59	0.00
240		CONTRACTUAL EMPLOYEE BENEFITS	3,116	3,294	3,414	0.00	3,514	0.00
200		ASSOCIATED PAYROLL COSTS	6,773	7,289	7,844	0.00	9,134	0.00
411		CLASSROOM/LAB SUPPLIES	0	200	0	0.00	0	0.00
400		SUPPLIES AND MATERIALS	0	200	0	0.00	0	0.00

Total Area	132	INSTRUMENTAL MUSIC	20,241	21,974	22,695	0.17	24,430	0.17
Area	200	PHYSICAL EDUCATION						
111		LICENSED SALARIES	58,949	43,797	69,914	0.75	72,324	0.75
121		SUBSTITUTES - LICENSED	57	35	0	0.00	0	0.00
100		SALARIES	59,006	43,832	69,914	0.75	72,324	0.75
212		EMPLOYEE CONTRIBUTION, PICK-UP	3,540	2,630	4,195	0.00	4,339	0.00
216		EMPLOYER CONTRIBUTION OPSRP	6,030	4,712	7,516	0.00	12,924	0.00
220		SOCIAL SECURITY ADMINISTRATION	4,330	3,417	5,324	0.00	5,484	0.00
231		WORKERS' COMPENSATION	165	97	318	0.00	328	0.00
232		UNEMPLOYMENT COMPENSATION	0	0	1,475	0.00	1,075	0.00
233		OR PFMLI	0	174	278	0.00	287	0.00
240		CONTRACTUAL EMPLOYEE BENEFITS	19,035	19,383	20,161	0.00	20,683	0.00
200		ASSOCIATED PAYROLL COSTS	33,101	30,413	39,267	0.00	45,121	0.00
411		CLASSROOM/LAB SUPPLIES	0	406	0	0.00	750	0.00
460		NON-CONSUMABLE ITEMS	0	37	0	0.00	0	0.00
400		SUPPLIES AND MATERIALS	0	443	0	0.00	750	0.00

Total Area	200	PHYSICAL EDUCATION	92,107	74,689	109,181	0.75	118,195	0.75
-------------------	------------	---------------------------	---------------	---------------	----------------	-------------	----------------	-------------

Total Function	1111	ELEMENTARY, K-5	1,200,572	1,085,245	1,210,435	10.70	1,344,259	10.70
-----------------------	-------------	------------------------	------------------	------------------	------------------	--------------	------------------	--------------

Function 1113 ELEMENTARY EXTRACURRICULAR

Requirements Report

2022-23 Actuals 2023-24 Actuals Current Year Budget Current Year FTE Proposed 25-26 Budget Proposed 25-26 FTE

Center 404 PES

Fund 100 GENERAL FUND

Function 1113 ELEMENTARY EXTRACURRICULAR

Area 250 OTHER EXTRACURRICULAR STUDENT ACTIVITIES

133	ADDITIONAL ATHLETIC/ADVISOR SALARY	0	1,356	1,490	0.00	1,727	0.00
100	SALARIES	0	1,356	1,490	0.00	1,727	0.00
212	EMPLOYEE CONTRIBUTION, PICK-UP	0	81	89	0.00	104	0.00
216	EMPLOYER CONTRIBUTION OPSRP	0	146	160	0.00	309	0.00
220	SOCIAL SECURITY ADMINISTRATION	0	100	110	0.00	128	0.00
231	WORKERS' COMPENSATION	0	3	7	0.00	8	0.00
232	UNEMPLOYMENT COMPENSATION	0	0	31	0.00	25	0.00
233	OR PFMLI	0	5	6	0.00	7	0.00

200	ASSOCIATED PAYROLL COSTS	0	335	403	0.00	580	0.00
------------	---------------------------------	----------	------------	------------	-------------	------------	-------------

Total Area	250 OTHER EXTRACURRICULAR STUDENT ACTIVITIES	0	1,691	1,893	0.00	2,307	0.00
-------------------	---	----------	--------------	--------------	-------------	--------------	-------------

Total Function	1113 ELEMENTARY EXTRACURRICULAR	0	1,691	1,893	0.00	2,307	0.00
-----------------------	--	----------	--------------	--------------	-------------	--------------	-------------

Function 1220 RESTRICTIVE PROGRAMS FOR STUDENTS W/DISABILITIES

Area 320 SPECIAL EDUCATION

112	CLASSIFIED SALARIES	0	0	0	0.00	34,885	0.94
100	SALARIES	0	0	0	0.00	34,885	0.94
212	EMPLOYEE CONTRIBUTION, PICK-UP	0	0	0	0.00	2,093	0.00
216	EMPLOYER CONTRIBUTION OPSRP	0	0	0	0.00	6,234	0.00
220	SOCIAL SECURITY ADMINISTRATION	0	0	0	0.00	2,669	0.00
231	WORKERS' COMPENSATION	0	0	0	0.00	165	0.00
232	UNEMPLOYMENT COMPENSATION	0	0	0	0.00	523	0.00
233	OR PFMLI	0	0	0	0.00	140	0.00
240	CONTRACTUAL EMPLOYEE BENEFITS	0	0	0	0.00	18,467	0.00

200	ASSOCIATED PAYROLL COSTS	0	0	0	0.00	30,290	0.00
------------	---------------------------------	----------	----------	----------	-------------	---------------	-------------

Total Area	320 SPECIAL EDUCATION	0	0	0	0.00	65,175	0.94
-------------------	------------------------------	----------	----------	----------	-------------	---------------	-------------

Total Function	1220 RESTRICTIVE PROGRAMS FOR STUDENTS W/DISABILITIES	0	0	0	0.00	65,175	0.94
-----------------------	--	----------	----------	----------	-------------	---------------	-------------

Function 1221 LEARNING CENTERS - STRUCTURED AND INTENSIVE

Area 320 SPECIAL EDUCATION

111	LICENSED SALARIES	0	0	0	0.00	67,077	1.00
-----	-------------------	---	---	---	------	--------	------

Requirements Report

2022-23 Actuals 2023-24 Actuals Current Year Budget Current Year FTE Proposed 25-26 Budget Proposed 25-26 FTE

Center 404 PES

Fund 100 GENERAL FUND

Function 1221 LEARNING CENTERS - STRUCTURED AND INTENSIVE

Area 320 SPECIAL EDUCATION

112 CLASSIFIED SALARIES	0	0	0	0.00	158,513	4.69
100 SALARIES	0	0	0	0.00	225,590	5.69
212 EMPLOYEE CONTRIBUTION, PICK-UP	0	0	0	0.00	13,535	0.00
216 EMPLOYER CONTRIBUTION OPSRP	0	0	0	0.00	40,313	0.00
220 SOCIAL SECURITY ADMINISTRATION	0	0	0	0.00	17,076	0.00
231 WORKERS' COMPENSATION	0	0	0	0.00	1,072	0.00
232 UNEMPLOYMENT COMPENSATION	0	0	0	0.00	3,348	0.00
233 OR PFMLI	0	0	0	0.00	893	0.00
240 CONTRACTUAL EMPLOYEE BENEFITS	0	0	0	0.00	65,943	0.00

200 ASSOCIATED PAYROLL COSTS

311 INSTRUCTIONAL SERVICES	0	0	0	0.00	5,000	0.00
314 INSTRUCTIONAL SERVICES- CLASSIFIED I.A. SUBS`	0	0	0	0.00	10,000	0.00

300 PURCHASED SERVICES

411 CLASSROOM/LAB SUPPLIES	0	0	0	0.00	300	0.00
416 NETWORK PRINTER SUPPLIES	0	0	0	0.00	400	0.00

400 SUPPLIES AND MATERIALS

	0	0	0	0.00	700	0.00
--	----------	----------	----------	-------------	------------	-------------

Total Area 320 SPECIAL EDUCATION

0 0 0 0.00 383,471 5.69

Total Function 1221 LEARNING CENTERS - STRUCTURED AND INTENSIVE

0 0 0 0.00 383,471 5.69

Function 1250 LESS RESTRICTIVE PROGRAMS FOR STUDENTS W/DISAB.

Area 320 SPECIAL EDUCATION

111 LICENSED SALARIES	51,603	55,442	58,917	1.00	62,617	1.00
112 CLASSIFIED SALARIES	95,774	129,830	137,725	4.01	146,819	4.01
121 SUBSTITUTES - LICENSED	1,096	1,477	3,000	0.00	5,000	0.00
122 SUBSTITUTES - CLASSIFIED	116	0	0	0.00	0	0.00
124 TEMPORARY - CLASSIFIED	18,277	0	0	0.00	0	0.00
131 ADDITIONAL CERT SALARY	0	2,741	500	0.00	0	0.00
132 ADDITIONAL CLAS SALARY	2,022	1,261	2,000	0.00	0	0.00

100 SALARIES

168,888 190,751 202,142 5.01 214,436 5.01

211 EMPLOYER CONTRIBUTION TIER 1 & 2	3,122	2,397	2,465	0.00	3,927	0.00
212 EMPLOYEE CONTRIBUTION, PICK-UP	9,177	11,289	11,798	0.00	12,566	0.00
216 EMPLOYER CONTRIBUTION OPSRP	13,238	18,331	19,190	0.00	34,093	0.00
217 RETIREE TIER 1 & 2 CONTRIBUTION	0	352	0	0.00	0	0.00
220 SOCIAL SECURITY ADMINISTRATION	12,801	14,494	14,948	0.00	16,430	0.00

Requirements Report

2022-23 Actuals	2023-24 Actuals	Current Year Budget	Current Year FTE	Proposed 25-26 Budget	Proposed 25-26 FTE
-----------------	-----------------	---------------------	------------------	-----------------------	--------------------

Center 404 PES

Fund 100 GENERAL FUND

Function 1250 LESS RESTRICTIVE PROGRAMS FOR STUDENTS W/DISAB.

Area 320 SPECIAL EDUCATION

231 WORKERS' COMPENSATION	500	443	935	0.00	1,027	0.00
232 UNEMPLOYMENT COMPENSATION	0	0	4,142	0.00	3,221	0.00
233 OR PFMLI	0	758	782	0.00	859	0.00
240 CONTRACTUAL EMPLOYEE BENEFITS	88,928	103,684	108,227	0.00	119,651	0.00

200 ASSOCIATED PAYROLL COSTS 127,765 151,749 162,487 0.00 191,774 0.00

311 INSTRUCTIONAL SERVICES	0	1,692	5,000	0.00	5,000	0.00
314 INSTRUCTIONAL SERVICES- CLASSIFIED I.A. SUBS	5,963	2,287	5,000	0.00	25,000	0.00

300 PURCHASED SERVICES 5,963 3,979 10,000 0.00 30,000 0.00

411 CLASSROOM/LAB SUPPLIES	689	936	300	0.00	300	0.00
415 MISCELLANEOUS & TECH SUPPLIES	364	0	0	0.00	0	0.00
416 NETWORK PRINTER SUPPLIES	0	0	400	0.00	400	0.00

400 SUPPLIES AND MATERIALS 1,053 936 700 0.00 700 0.00

Total Area 320 SPECIAL EDUCATION 303,669 347,414 375,329 5.01 436,909 5.01

Total Function 1250 LESS RESTRICTIVE PROGRAMS FOR STUDENTS W/DISAB. 303,669 347,414 375,329 5.01 436,909 5.01

Function 1291 ENGLISH LANGUAGE LEARNER - ORS 336.079

Area 000 UNDESIGNATED

111 LICENSED SALARIES	511,179	467,718	603,251	8.00	558,457	7.00
112 CLASSIFIED SALARIES	25,376	32,202	30,720	0.88	59,143	1.75
121 SUBSTITUTES - LICENSED	5,840	1,336	3,000	0.00	0	0.00
122 SUBSTITUTES - CLASSIFIED	303	0	0	0.00	0	0.00
123 TEMPORARY - LICENSED	0	18,794	0	0.00	0	0.00
131 ADDITIONAL CERT SALARY	916	1,820	1,000	0.00	0	0.00
132 ADDITIONAL CLAS SALARY	1,970	625	0	0.00	0	0.00

100 SALARIES 545,584 522,495 637,971 8.88 617,600 8.75

211 EMPLOYER CONTRIBUTION TIER 1 & 2	11,352	12,174	12,500	0.00	19,942	0.00
212 EMPLOYER CONTRIBUTION, PICK-UP	31,618	30,798	38,038	0.00	37,056	0.00
216 EMPLOYER CONTRIBUTION OPSRP	45,152	45,549	58,264	0.00	93,435	0.00
217 RETIREE TIER 1 & 2 CONTRIBUTION	388	0	0	0.00	0	0.00
220 SOCIAL SECURITY ADMINISTRATION	40,226	38,600	46,675	0.00	46,189	0.00
231 WORKERS' COMPENSATION	1,546	1,165	2,911	0.00	2,837	0.00
232 UNEMPLOYMENT COMPENSATION	0	0	12,935	0.00	9,057	0.00
233 OR PFMLI	0	2,018	2,440	0.00	2,415	0.00
240 CONTRACTUAL EMPLOYEE BENEFITS	155,431	144,681	182,677	0.00	189,065	0.00

Requirements Report

2022-23 Actuals	2023-24 Actuals	Current Year Budget	Current Year FTE	Proposed 25-26 Budget	Proposed 25-26 FTE
-----------------	-----------------	---------------------	------------------	-----------------------	--------------------

Center 404 PES

200	ASSOCIATED PAYROLL COSTS	285,712	274,985	356,440	0.00	399,997	0.00
	311 INSTRUCTIONAL SERVICES	17,200	30,687	35,000	0.00	25,000	0.00
	314 INSTRUCTIONAL SERVICES- CLASSIFIED I.A. SUBS*	2,576	9,327	7,000	0.00	20,000	0.00
	319 OTHER INSTRUCTIONAL, PROF & TECHNICAL SRVCE	130	0	200	0.00	200	0.00
	342 TRAVEL, OUT OF DISTRICT	64	0	0	0.00	0	0.00
300	PURCHASED SERVICES	19,970	40,015	42,200	0.00	45,200	0.00
	411 CLASSROOM/LAB SUPPLIES	3,052	3,792	3,780	0.00	5,530	0.00
	412 OFFICE SUPPLIES	7	0	0	0.00	0	0.00
	414 FOOD SUPPLIES	0	81	210	0.00	210	0.00
	415 MISCELLANEOUS & TECH SUPPLIES	178	0	0	0.00	0	0.00
	416 NETWORK PRINTER SUPPLIES	0	66	100	0.00	100	0.00
	420 TEXTBOOKS	2,288	2,060	2,100	0.00	2,100	0.00
	460 NON-CONSUMABLE ITEMS	59	374	315	0.00	315	0.00
	470 COMPUTER SOFTWARE	0	0	158	0.00	158	0.00
	480 COMPUTER HARDWARE	85	0	420	0.00	420	0.00
400	SUPPLIES AND MATERIALS	5,669	6,373	7,083	0.00	8,833	0.00
Total Area	000 UNDESIGNATED	856,935	843,867	1,043,694	8.88	1,071,629	8.75
Area	050 GENERAL CLASSROOM INSTRUCTION						
	121 SUBSTITUTES - LICENSED	219	0	0	0.00	0	0.00
100	SALARIES	219	0	0	0.00	0	0.00
	211 EMPLOYER CONTRIBUTION TIER 1 & 2	15	0	0	0.00	0	0.00
	212 EMPLOYEE CONTRIBUTION, PICK-UP	13	0	0	0.00	0	0.00
	216 EMPLOYER CONTRIBUTION OPSRP	11	0	0	0.00	0	0.00
	220 SOCIAL SECURITY ADMINISTRATION	16	0	0	0.00	0	0.00
	231 WORKERS' COMPENSATION	1	0	0	0.00	0	0.00
200	ASSOCIATED PAYROLL COSTS	56	0	0	0.00	0	0.00
Total Area	050 GENERAL CLASSROOM INSTRUCTION	274	0	0	0.00	0	0.00
Total Function	1291 ENGLISH LANGUAGE LEARNER - ORS 336.079	857,210	843,867	1,043,694	8.88	1,071,629	8.75
Major Function	1000 INSTRUCTION	2,361,451	2,278,217	2,631,350	24.59	3,303,750	31.09
Function	2129 OTHER GUIDANCE SERVICES						
Area	000 UNDESIGNATED						
	311 INSTRUCTIONAL SERVICES	0	751	0	0.00	1,000	0.00
	391 OTHER SUPPORT SERVICES SUBSTITUTES	0	1,189	0	0.00	1,000	0.00
300	PURCHASED SERVICES	0	1,941	0	0.00	2,000	0.00

Requirements Report

2022-23 Actuals 2023-24 Actuals Current Year Budget Current Year FTE Proposed 25-26 Budget Proposed 25-26 FTE

Center 404 PES

Total Area	000 UNDESIGNATED	0	1,941	0	0.00	2,000	0.00
-------------------	-------------------------	----------	--------------	----------	-------------	--------------	-------------

Total Function	2129 OTHER GUIDANCE SERVICES	0	1,941	0	0.00	2,000	0.00
-----------------------	-------------------------------------	----------	--------------	----------	-------------	--------------	-------------

Function 2132 MEDICAL SERVICES

Area 000 UNDESIGNATED

389 OTHER NON-INSTRUCTIONAL PROF & TECH SRVS	0	0	100	0.00	100	0.00
--	---	---	-----	------	-----	------

300 PURCHASED SERVICES	0	0	100	0.00	100	0.00
-------------------------------	----------	----------	------------	-------------	------------	-------------

415 MISCELLANEOUS & TECH SUPPLIES	190	0	0	0.00	0	0.00
-----------------------------------	-----	---	---	------	---	------

400 SUPPLIES AND MATERIALS	190	0	0	0.00	0	0.00
-----------------------------------	------------	----------	----------	-------------	----------	-------------

Total Area	000 UNDESIGNATED	190	0	100	0.00	100	0.00
-------------------	-------------------------	------------	----------	------------	-------------	------------	-------------

Total Function	2132 MEDICAL SERVICES	190	0	100	0.00	100	0.00
-----------------------	------------------------------	------------	----------	------------	-------------	------------	-------------

Function 2134 NURSE SERVICES

Area 000 UNDESIGNATED

415 MISCELLANEOUS & TECH SUPPLIES	95	0	315	0.00	315	0.00
-----------------------------------	----	---	-----	------	-----	------

400 SUPPLIES AND MATERIALS	95	0	315	0.00	315	0.00
-----------------------------------	-----------	----------	------------	-------------	------------	-------------

Total Area	000 UNDESIGNATED	95	0	315	0.00	315	0.00
-------------------	-------------------------	-----------	----------	------------	-------------	------------	-------------

Total Function	2134 NURSE SERVICES	95	0	315	0.00	315	0.00
-----------------------	----------------------------	-----------	----------	------------	-------------	------------	-------------

Function 2139 OTHER HEALTH SERVICES

Area 000 UNDESIGNATED

389 OTHER NON-INSTRUCTIONAL PROF & TECH SRVS	699	800	500	0.00	800	0.00
--	-----	-----	-----	------	-----	------

300 PURCHASED SERVICES	699	800	500	0.00	800	0.00
-------------------------------	------------	------------	------------	-------------	------------	-------------

Total Area	000 UNDESIGNATED	699	800	500	0.00	800	0.00
-------------------	-------------------------	------------	------------	------------	-------------	------------	-------------

Total Function	2139 OTHER HEALTH SERVICES	699	800	500	0.00	800	0.00
-----------------------	-----------------------------------	------------	------------	------------	-------------	------------	-------------

Function 2152 SPEECH PATHOLOGY SERVICES

Area 320 SPECIAL EDUCATION

111 LICENSED SALARIES	61,222	37,135	63,217	0.80	67,262	0.80
-----------------------	--------	--------	--------	------	--------	------

112 CLASSIFIED SALARIES	0	47,615	49,019	1.00	50,489	1.00
-------------------------	---	--------	--------	------	--------	------

131 ADDITIONAL CERT SALARY	0	1,406	1,000	0.00	0	0.00
----------------------------	---	-------	-------	------	---	------

132 ADDITIONAL CLAS SALARY	0	35	0	0.00	0	0.00
----------------------------	---	----	---	------	---	------

Requirements Report

2022-23 Actuals 2023-24 Actuals Current Year Budget Current Year FTE Proposed 25-26 Budget Proposed 25-26 FTE

Center 404 PES

100	SALARIES	61,222	86,192	113,235	1.80	117,752	1.80
212	EMPLOYEE CONTRIBUTION, PICK-UP	3,673	5,172	6,734	0.00	7,065	0.00
216	EMPLOYER CONTRIBUTION OPSRP	6,257	9,266	12,065	0.00	21,042	0.00
220	SOCIAL SECURITY ADMINISTRATION	4,684	6,381	8,341	0.00	8,736	0.00
231	WORKERS' COMPENSATION	174	194	519	0.00	543	0.00
232	UNEMPLOYMENT COMPENSATION	0	0	2,312	0.00	1,713	0.00
233	OR PFMLI	0	334	436	0.00	457	0.00
240	CONTRACTUAL EMPLOYEE BENEFITS	18,402	29,662	36,886	0.00	37,966	0.00
200	ASSOCIATED PAYROLL COSTS	33,190	51,008	67,294	0.00	77,523	0.00
411	CLASSROOM/LAB SUPPLIES	49	116	300	0.00	300	0.00
415	MISCELLANEOUS & TECH SUPPLIES	25	0	0	0.00	0	0.00
416	NETWORK PRINTER SUPPLIES	0	0	400	0.00	400	0.00
400	SUPPLIES AND MATERIALS	74	116	700	0.00	700	0.00
Total Area	320 SPECIAL EDUCATION	94,485	137,316	181,229	1.80	195,974	1.80

Total Function 2152 SPEECH PATHOLOGY SERVICES 94,485 137,316 181,229 1.80 195,974 1.80

Function 2213 CURRICULUM DEVELOPMENT

Area 000 UNDESIGNATED

131	ADDITIONAL CERT SALARY	1,419	1,075	750	0.00	100	0.00
100	SALARIES	1,419	1,075	750	0.00	100	0.00
211	EMPLOYER CONTRIBUTION TIER 1 & 2	28	10	0	0.00	0	0.00
212	EMPLOYEE CONTRIBUTION, PICK-UP	85	65	45	0.00	6	0.00
216	EMPLOYER CONTRIBUTION OPSRP	124	107	80	0.00	18	0.00
220	SOCIAL SECURITY ADMINISTRATION	108	81	57	0.00	7	0.00
231	WORKERS' COMPENSATION	7	2	3	0.00	0	0.00
232	UNEMPLOYMENT COMPENSATION	0	0	16	0.00	1	0.00
233	OR PFMLI	0	4	3	0.00	0	0.00
240	CONTRACTUAL EMPLOYEE BENEFITS	54	29	0	0.00	0	0.00
200	ASSOCIATED PAYROLL COSTS	405	299	204	0.00	34	0.00

Total Area 000 UNDESIGNATED 1,824 1,374 954 0.00 134 0.00

Total Function 2213 CURRICULUM DEVELOPMENT 1,824 1,374 954 0.00 134 0.00

Function 2222 LIBRARY/MEDIA CENTER

Area 000 UNDESIGNATED

112	CLASSIFIED SALARIES	34,638	36,304	36,616	0.94	37,713	0.94
132	ADDITIONAL CLAS SALARY	978	1,102	0	0.00	0	0.00

Requirements Report

2022-23 Actuals 2023-24 Actuals Current Year Budget Current Year FTE Proposed 25-26 Budget Proposed 25-26 FTE

Center 404 PES

100	SALARIES	35,616	37,406	36,616	0.94	37,713	0.94
211	EMPLOYER CONTRIBUTION TIER 1 & 2	4,748	5,084	4,976	0.00	7,939	0.00
212	EMPLOYEE CONTRIBUTION, PICK-UP	2,137	2,244	2,197	0.00	2,263	0.00
220	SOCIAL SECURITY ADMINISTRATION	2,606	2,688	2,610	0.00	2,766	0.00
231	WORKERS' COMPENSATION	107	88	175	0.00	180	0.00
232	UNEMPLOYMENT COMPENSATION	0	0	723	0.00	542	0.00
233	OR PFMLI	0	141	136	0.00	145	0.00
240	CONTRACTUAL EMPLOYEE BENEFITS	19,061	19,781	20,501	0.00	21,101	0.00
200	ASSOCIATED PAYROLL COSTS	28,659	30,026	31,319	0.00	34,935	0.00
391	OTHER SUPPORT SERVICES SUBSTITUTES	0	0	0	0.00	1,000	0.00
300	PURCHASED SERVICES	0	0	0	0.00	1,000	0.00
411	CLASSROOM/LAB SUPPLIES	720	403	420	0.00	420	0.00
416	NETWORK PRINTER SUPPLIES	41	33	300	0.00	300	0.00
430	LIBRARY BOOKS	2,919	3,203	3,255	0.00	3,255	0.00
460	NON-CONSUMABLE ITEMS	230	298	378	0.00	378	0.00
470	COMPUTER SOFTWARE	250	250	0	0.00	250	0.00
400	SUPPLIES AND MATERIALS	4,160	4,187	4,353	0.00	4,603	0.00
Total Area	000 UNDESIGNATED	68,435	71,620	72,288	0.94	78,251	0.94
Total Function	2222 LIBRARY/MEDIA CENTER	68,435	71,620	72,288	0.94	78,251	0.94
Function	2223 MULTIMEDIA SERVICES						
Area	000 UNDESIGNATED						
322	REPAIRS & MAINTENANCE SERVICES	0	0	170	0.00	170	0.00
300	PURCHASED SERVICES	0	0	170	0.00	170	0.00
411	CLASSROOM/LAB SUPPLIES	152	292	105	0.00	105	0.00
460	NON-CONSUMABLE ITEMS	233	400	210	0.00	210	0.00
480	COMPUTER HARDWARE	0	0	105	0.00	105	0.00
400	SUPPLIES AND MATERIALS	385	692	420	0.00	420	0.00
Total Area	000 UNDESIGNATED	385	692	590	0.00	590	0.00
Total Function	2223 MULTIMEDIA SERVICES	385	692	590	0.00	590	0.00
Function	2410 OFFICE OF THE PRINCIPAL						
Area	000 UNDESIGNATED						
112	CLASSIFIED SALARIES	75,040	79,438	82,843	2.00	85,828	2.00
113	ADMINISTRATORS	119,444	123,028	126,719	1.00	135,048	1.00
121	SUBSTITUTES - LICENSED	608	0	0	0.00	0	0.00

Requirements Report

2022-23 Actuals	2023-24 Actuals	Current Year Budget	Current Year FTE	Proposed 25-26 Budget	Proposed 25-26 FTE
-----------------	-----------------	---------------------	------------------	-----------------------	--------------------

Center 404 PES

Fund 100 GENERAL FUND

Function 2410 OFFICE OF THE PRINCIPAL

Area 000 UNDESIGNATED

131	ADDITIONAL CERT SALARY	131	0	0	0.00	0	0.00
132	ADDITIONAL CLAS SALARY	1,444	1,884	2,000	0.00	5,000	0.00
138	MILEAGE STIPEND	500	500	500	0.00	500	0.00

100	SALARIES	197,168	204,850	212,062	3.00	226,376	3.00
------------	-----------------	----------------	----------------	----------------	-------------	----------------	-------------

211	EMPLOYER CONTRIBUTION TIER 1 & 2	0	15	0	0.00	0	0.00
212	EMPLOYEE CONTRIBUTION, PICK-UP	11,830	12,291	12,604	0.00	13,283	0.00
216	EMPLOYER CONTRIBUTION OPSRP	20,151	22,010	22,582	0.00	39,560	0.00
220	SOCIAL SECURITY ADMINISTRATION	14,881	15,425	15,825	0.00	16,659	0.00
231	WORKERS' COMPENSATION	562	458	970	0.00	1,019	0.00
232	UNEMPLOYMENT COMPENSATION	0	0	4,386	0.00	3,267	0.00
233	OR PFMLI	0	751	827	0.00	871	0.00
240	CONTRACTUAL EMPLOYEE BENEFITS	63,469	66,413	69,248	0.00	71,354	0.00

200	ASSOCIATED PAYROLL COSTS	110,893	117,363	126,442	0.00	146,013	0.00
------------	---------------------------------	----------------	----------------	----------------	-------------	----------------	-------------

322	REPAIRS & MAINTENANCE SERVICES	500	450	600	0.00	600	0.00
324	RENTALS	12,282	11,527	13,000	0.00	13,000	0.00
341	TRAVEL, LOCAL IN DISTRICT	0	0	100	0.00	100	0.00
342	TRAVEL, OUT OF DISTRICT	2,624	0	1,000	0.00	1,000	0.00
353	POSTAGE	887	541	893	0.00	893	0.00
359	OTHER COMMUNICATION SERVICES	0	0	500	0.00	500	0.00
389	OTHER NON-INSTRUCTIONAL PROF & TECH SRVS	1,628	1,417	500	0.00	1,500	0.00
390	OTHER GENERAL PROF & TECHNOLOGICAL SERVI	0	0	150	0.00	150	0.00
391	OTHER SUPPORT SERVICES SUBSTITUTES	0	0	2,525	0.00	2,050	0.00

300	PURCHASED SERVICES	17,921	13,935	19,268	0.00	19,793	0.00
------------	---------------------------	---------------	---------------	---------------	-------------	---------------	-------------

411	CLASSROOM/LAB SUPPLIES	464	521	840	0.00	840	0.00
412	OFFICE SUPPLIES	1,659	1,758	1,050	0.00	1,050	0.00
414	FOOD SUPPLIES	2,087	4,674	525	0.00	1,500	0.00
415	MISCELLANEOUS & TECH SUPPLIES	1,081	926	525	0.00	525	0.00
416	NETWORK PRINTER SUPPLIES	350	236	750	0.00	750	0.00
460	NON-CONSUMABLE ITEMS	1,564	782	735	0.00	735	0.00
470	COMPUTER SOFTWARE	284	243	158	0.00	1,000	0.00
480	COMPUTER HARDWARE	0	0	525	0.00	525	0.00

400	SUPPLIES AND MATERIALS	7,489	9,140	5,108	0.00	6,925	0.00
------------	-------------------------------	--------------	--------------	--------------	-------------	--------------	-------------

640	DUES AND FEES	904	645	945	0.00	945	0.00
-----	---------------	-----	-----	-----	------	-----	------

600	OTHER OBJECTS	904	645	945	0.00	945	0.00
------------	----------------------	------------	------------	------------	-------------	------------	-------------

Total Area	000 UNDESIGNATED	334,375	345,934	363,823	3.00	400,051	3.00
-------------------	-------------------------	----------------	----------------	----------------	-------------	----------------	-------------

Requirements Report

2022-23 Actuals 2023-24 Actuals Current Year Budget Current Year FTE Proposed 25-26 Budget Proposed 25-26 FTE

Center 404 PES

Total Function	2410 OFFICE OF THE PRINCIPAL	334,375	345,934	363,823	3.00	400,051	3.00
Function	2491 ESD SUPPLIES						
Area	000 UNDESIGNATED						
	412 OFFICE SUPPLIES	417	599	1,575	0.00	0	0.00
400	SUPPLIES AND MATERIALS	417	599	1,575	0.00	0	0.00
Total Area	000 UNDESIGNATED	417	599	1,575	0.00	0	0.00
Total Function	2491 ESD SUPPLIES	417	599	1,575	0.00	0	0.00
Function	2542 CARE & UPKEEP - BUILDINGS						
Area	000 UNDESIGNATED						
	112 CLASSIFIED SALARIES	86,138	81,284	82,913	2.00	91,447	2.00
	132 ADDITIONAL CLAS SALARY	691	139	0	0.00	0	0.00
100	SALARIES	86,829	81,423	82,913	2.00	91,447	2.00
	212 EMPLOYEE CONTRIBUTION, PICK-UP	5,210	5,059	4,975	0.00	5,487	0.00
	216 EMPLOYER CONTRIBUTION OPSRP	8,874	9,075	8,913	0.00	16,342	0.00
	220 SOCIAL SECURITY ADMINISTRATION	6,641	6,421	6,297	0.00	6,917	0.00
	231 WORKERS' COMPENSATION	1,768	1,308	2,877	0.00	3,109	0.00
	232 UNEMPLOYMENT COMPENSATION	0	0	1,745	0.00	1,356	0.00
	233 OR PFMLI	0	282	329	0.00	362	0.00
	240 CONTRACTUAL EMPLOYEE BENEFITS	37,925	51,340	57,335	0.00	60,106	0.00
200	ASSOCIATED PAYROLL COSTS	60,418	73,485	82,472	0.00	93,679	0.00
	321 CLEANING SERVICES	333	7,481	0	0.00	0	0.00
	322 REPAIRS & MAINTENANCE SERVICES	811	2,550	5,000	0.00	5,000	0.00
	325 ELECTRICITY	35,697	43,089	35,000	0.00	50,000	0.00
	326 FUEL	19,400	15,333	15,000	0.00	15,500	0.00
	327 WATER AND SEWAGE	8,471	11,347	12,100	0.00	11,500	0.00
	328 GARBAGE	10,519	11,737	10,000	0.00	10,000	0.00
	329 OTHER PROPERTY SERVICES	1,680	1,890	1,700	0.00	1,700	0.00
	389 OTHER NON-INSTRUCTIONAL PROF & TECH SRVS	1,359	170	1,500	0.00	1,500	0.00
	391 OTHER SUPPORT SERVICES SUBSTITUTES	0	0	0	0.00	1,000	0.00
300	PURCHASED SERVICES	78,270	93,598	80,300	0.00	96,200	0.00
	413 CUSTODIAL/MAINTENANCE SUPPLIES	24,484	23,173	20,000	0.00	20,000	0.00
	415 MISCELLANEOUS & TECH SUPPLIES	0	0	105	0.00	105	0.00
	460 NON-CONSUMABLE ITEMS	8,360	3,015	10,000	0.00	10,000	0.00
400	SUPPLIES AND MATERIALS	32,844	26,188	30,105	0.00	30,105	0.00
	640 DUES AND FEES	0	0	263	0.00	263	0.00
600	OTHER OBJECTS	0	0	263	0.00	263	0.00

Requirements Report

2022-23 Actuals 2023-24 Actuals Current Year Budget Current Year FTE Proposed 25-26 Budget Proposed 25-26 FTE

Center 404 PES

Total Area	000	UNDESIGNATED	258,361	274,694	276,053	2.00	311,693	2.00
-------------------	------------	---------------------	----------------	----------------	----------------	-------------	----------------	-------------

Total Function	2542	CARE & UPKEEP - BUILDINGS	258,361	274,694	276,053	2.00	311,693	2.00
-----------------------	-------------	--------------------------------------	----------------	----------------	----------------	-------------	----------------	-------------

Function 2543 CARE & UPKEEP - GROUNDS

Area 000 UNDESIGNATED

322	REPAIRS & MAINTENANCE SERVICES	0	0	3,500	0.00	2,273	0.00
324	RENTALS	0	73	0	0.00	0	0.00
329	OTHER PROPERTY SERVICES	553	607	788	0.00	788	0.00

300	PURCHASED SERVICES	553	679	4,288	0.00	3,060	0.00
------------	---------------------------	------------	------------	--------------	-------------	--------------	-------------

413	CUSTODIAL/MAINTENANCE SUPPLIES	1,639	2,691	473	0.00	2,000	0.00
460	NON-CONSUMABLE ITEMS	0	0	378	0.00	378	0.00

400	SUPPLIES AND MATERIALS	1,639	2,691	851	0.00	2,378	0.00
------------	-------------------------------	--------------	--------------	------------	-------------	--------------	-------------

Total Area	000	UNDESIGNATED	2,192	3,371	5,138	0.00	5,438	0.00
-------------------	------------	---------------------	--------------	--------------	--------------	-------------	--------------	-------------

Total Function	2543	CARE & UPKEEP - GROUNDS	2,192	3,371	5,138	0.00	5,438	0.00
-----------------------	-------------	------------------------------------	--------------	--------------	--------------	-------------	--------------	-------------

Function 2546 SECURITY SERVICES

Area 000 UNDESIGNATED

389	OTHER NON-INSTRUCTIONAL PROF & TECH SRVS	1,471	1,457	1,500	0.00	1,500	0.00
-----	--	-------	-------	-------	------	-------	------

300	PURCHASED SERVICES	1,471	1,457	1,500	0.00	1,500	0.00
------------	---------------------------	--------------	--------------	--------------	-------------	--------------	-------------

460	NON-CONSUMABLE ITEMS	0	805	0	0.00	0	0.00
-----	----------------------	---	-----	---	------	---	------

400	SUPPLIES AND MATERIALS	0	805	0	0.00	0	0.00
------------	-------------------------------	----------	------------	----------	-------------	----------	-------------

Total Area	000	UNDESIGNATED	1,471	2,262	1,500	0.00	1,500	0.00
-------------------	------------	---------------------	--------------	--------------	--------------	-------------	--------------	-------------

Total Function	2546	SECURITY SERVICES	1,471	2,262	1,500	0.00	1,500	0.00
-----------------------	-------------	--------------------------	--------------	--------------	--------------	-------------	--------------	-------------

Function 2547 ASBESTOS/RADON MANAGEMENT

Area 000 UNDESIGNATED

389	OTHER NON-INSTRUCTIONAL PROF & TECH SRVS	0	80	0	0.00	0	0.00
-----	--	---	----	---	------	---	------

300	PURCHASED SERVICES	0	80	0	0.00	0	0.00
------------	---------------------------	----------	-----------	----------	-------------	----------	-------------

Total Area	000	UNDESIGNATED	0	80	0	0.00	0	0.00
-------------------	------------	---------------------	----------	-----------	----------	-------------	----------	-------------

Total Function	2547	ASBESTOS/RADON MANAGEMENT	0	80	0	0.00	0	0.00
-----------------------	-------------	----------------------------------	----------	-----------	----------	-------------	----------	-------------

Requirements Report

2022-23 Actuals	2023-24 Actuals	Current Year Budget	Current Year FTE	Proposed 25-26 Budget	Proposed 25-26 FTE
-----------------	-----------------	---------------------	------------------	-----------------------	--------------------

Center 404 PES

Fund 100 GENERAL FUND

Function 2548 INTEGRATED PEST MANAGEMENT							
Area 000 UNDESIGNATED							
322 REPAIRS & MAINTENANCE SERVICES	0	0	1,200	0.00	0	0.00	
300 PURCHASED SERVICES	0	0	1,200	0.00	0	0.00	
<hr/>							
Total Area 000 UNDESIGNATED	0	0	1,200	0.00	0	0.00	
<hr/>							
Total Function 2548 INTEGRATED PEST MANAGEMENT	0	0	1,200	0.00	0	0.00	
Function 2551 SERVICE AREA DIRECTION							
Area 000 UNDESIGNATED							
331 REIMBURSABLE STUDENT TRANSPORTATION	1,081	1,581	1,000	0.00	2,000	0.00	
300 PURCHASED SERVICES	1,081	1,581	1,000	0.00	2,000	0.00	
<hr/>							
Total Area 000 UNDESIGNATED	1,081	1,581	1,000	0.00	2,000	0.00	
<hr/>							
Total Function 2551 SERVICE AREA DIRECTION	1,081	1,581	1,000	0.00	2,000	0.00	
Function 2574 PRINTING, PUBLISHING & DUPLICATING SERVICES							
Area 000 UNDESIGNATED							
355 PRINTING AND BINDING	0	0	700	0.00	700	0.00	
300 PURCHASED SERVICES	0	0	700	0.00	700	0.00	
<hr/>							
Total Area 000 UNDESIGNATED	0	0	700	0.00	700	0.00	
<hr/>							
Total Function 2574 PRINTING, PUBLISHING & DUPLICATING SERVICES	0	0	700	0.00	700	0.00	
Function 2669 OTHER TECHNOLOGY SERVICES							
Area 000 UNDESIGNATED							
322 REPAIRS & MAINTENANCE SERVICES	0	0	100	0.00	100	0.00	
351 TELEPHONE	4,763	4,669	4,000	0.00	4,000	0.00	
359 OTHER COMMUNICATION SERVICES	10,935	11,355	10,800	0.00	10,800	0.00	
300 PURCHASED SERVICES	15,698	16,024	14,900	0.00	14,900	0.00	
460 NON-CONSUMABLE ITEMS	0	63	1,000	0.00	1,000	0.00	
400 SUPPLIES AND MATERIALS	0	63	1,000	0.00	1,000	0.00	
<hr/>							

Requirements Report

2022-23 Actuals 2023-24 Actuals Current Year Budget Current Year FTE Proposed 25-26 Budget Proposed 25-26 FTE

Center 404 PES

Total Area 000 UNDESIGNATED 15,698 16,087 15,900 0.00 15,900 0.00

Total Function 2669 OTHER TECHNOLOGY SERVICES 15,698 16,087 15,900 0.00 15,900 0.00

Function 2680 INTERPRETATION AND TRANSLATION SERVICES

Area 000 UNDESIGNATED

112 CLASSIFIED SALARIES 17,044 18,273 0 0.00 0 0.00
 132 ADDITIONAL CLAS SALARY 128 127 0 0.00 0 0.00

100 SALARIES 17,172 18,399 0 0.00 0 0.00

212 EMPLOYEE CONTRIBUTION, PICK-UP 1,030 1,104 0 0.00 0 0.00
 216 EMPLOYER CONTRIBUTION OPSRP 1,755 1,978 0 0.00 0 0.00
 220 SOCIAL SECURITY ADMINISTRATION 1,305 1,373 0 0.00 0 0.00
 231 WORKERS' COMPENSATION 84 43 0 0.00 0 0.00
 233 OR PFMLI 0 72 0 0.00 0 0.00
 240 CONTRACTUAL EMPLOYEE BENEFITS 9,062 9,866 0 0.00 0 0.00

200 ASSOCIATED PAYROLL COSTS 13,236 14,435 0 0.00 0 0.00

Total Area 000 UNDESIGNATED 30,407 32,834 0 0.00 0 0.00

Area 280 ESL

112 CLASSIFIED SALARIES 17,440 18,357 0 0.00 0 0.00
 132 ADDITIONAL CLAS SALARY 106 127 0 0.00 0 0.00

100 SALARIES 17,547 18,485 0 0.00 0 0.00

212 EMPLOYEE CONTRIBUTION, PICK-UP 1,053 1,109 0 0.00 0 0.00
 216 EMPLOYER CONTRIBUTION OPSRP 1,793 1,987 0 0.00 0 0.00
 220 SOCIAL SECURITY ADMINISTRATION 1,333 1,379 0 0.00 0 0.00
 231 WORKERS' COMPENSATION 86 43 0 0.00 0 0.00
 233 OR PFMLI 0 72 0 0.00 0 0.00
 240 CONTRACTUAL EMPLOYEE BENEFITS 9,131 9,916 0 0.00 0 0.00

200 ASSOCIATED PAYROLL COSTS 13,397 14,506 0 0.00 0 0.00

314 INSTRUCTIONAL SERVICES- CLASSIFIED I.A. SUBS` 174 0 0 0.00 0 0.00

300 PURCHASED SERVICES 174 0 0 0.00 0 0.00

Total Area 280 ESL 31,118 32,991 0 0.00 0 0.00

Total Function 2680 INTERPRETATION AND TRANSLATION SERVICES 61,525 65,825 0 0.00 0 0.00

Major Function 2000 SUPPORT SERVICES 841,233 924,173 922,865 7.74 1,015,447 7.74

Function 4150 BUILDING ACQUISITION, CONSTRUCTION, IMPROVEMENT

Requirements Report

2022-23 Actuals 2023-24 Actuals Current Year Budget Current Year FTE Proposed 25-26 Budget Proposed 25-26 FTE

Center 404 PES

Fund 100 GENERAL FUND

Function 4150 BUILDING ACQUISITION, CONSTRUCTION, IMPROVEMENT

Area 000 UNDESIGNATED

520 BUILDINGS ACQUISITION 6,585 70,635 0 0.00 0 0.00

500 CAPITAL OUTLAY 6,585 70,635 0 0.00 0 0.00

Total Area 000 UNDESIGNATED 6,585 70,635 0 0.00 0 0.00

Total Function 4150 BUILDING ACQUISITION, CONSTRUCTION, IMPROVEMENT 6,585 70,635 0 0.00 0 0.00

Major Function 4000 FACILITIES ACQUISITION AND CONSTRUCTION 6,585 70,635 0 0.00 0 0.00

Total Fund 100 GENERAL FUND 3,209,269 3,273,026 3,554,215 32.32 4,319,197 38.82

Total Center 404 PES 3,209,269 3,273,026 3,554,215 32.32 4,319,197 38.82

Requirements Report

2022-23 Actuals	2023-24 Actuals	Current Year Budget	Current Year FTE	Proposed 25-26 Budget	Proposed 25-26 FTE
-----------------	-----------------	---------------------	------------------	-----------------------	--------------------

Center 405 OHES

Fund 100 GENERAL FUND

Function 1111 ELEMENTARY, K-5

Area 050 GENERAL CLASSROOM INSTRUCTION

111	LICENSED SALARIES	1,130,851	975,332	941,679	12.00	953,707	12.00
112	CLASSIFIED SALARIES	30,762	42,474	47,117	1.56	77,155	2.44
121	SUBSTITUTES - LICENSED	11,823	9,454	10,000	0.00	5,000	0.00
123	TEMPORARY - LICENSED	0	57,620	0	0.00	0	0.00
131	ADDITIONAL CERT SALARY	534	457	500	0.00	0	0.00
132	ADDITIONAL CLAS SALARY	3,166	928	0	0.00	0	0.00
100	SALARIES	1,177,135	1,086,265	999,296	13.56	1,035,862	14.44
211	EMPLOYER CONTRIBUTION TIER 1 & 2	13,289	10,315	10,625	0.00	0	0.00
212	EMPLOYEE CONTRIBUTION, PICK-UP	68,421	65,148	59,328	0.00	66,852	0.00
216	EMPLOYER CONTRIBUTION OPSRP	106,355	108,565	97,891	0.00	194,215	0.00
220	SOCIAL SECURITY ADMINISTRATION	87,943	81,462	78,770	0.00	82,204	0.00
231	WORKERS' COMPENSATION	3,354	2,427	4,536	0.00	4,734	0.00
232	UNEMPLOYMENT COMPENSATION	0	0	20,443	0.00	15,138	0.00
233	OR PFMLI	0	4,254	3,857	0.00	4,037	0.00
240	CONTRACTUAL EMPLOYEE BENEFITS	310,292	306,232	260,658	0.00	290,061	0.00
200	ASSOCIATED PAYROLL COSTS	589,653	578,403	536,108	0.00	657,241	0.00
311	INSTRUCTIONAL SERVICES	44,180	50,654	80,000	0.00	60,000	0.00
314	INSTRUCTIONAL SERVICES- CLASSIFIED I.A. SUBS*	2,326	10,015	20,000	0.00	25,000	0.00
319	OTHER INSTRUCTIONAL, PROF & TECHNICAL SRVE	4,581	5,018	3,200	0.00	4,500	0.00
322	REPAIRS & MAINTENANCE SERVICES	0	0	950	0.00	0	0.00
341	TRAVEL, LOCAL IN DISTRICT	0	0	180	0.00	0	0.00
343	TRAVEL-STUDENT, OUT OF DISTRICT	300	0	0	0.00	0	0.00
353	POSTAGE	133	0	105	0.00	105	0.00
355	PRINTING AND BINDING	0	0	300	0.00	0	0.00
389	OTHER NON-INSTRUCTIONAL PROF & TECH SRVS	0	0	100	0.00	0	0.00
390	OTHER GENERAL PROF & TECHNOLOGICAL SERVII	1,410	741	150	0.00	550	0.00
300	PURCHASED SERVICES	52,930	66,427	104,985	0.00	90,155	0.00
411	CLASSROOM/LAB SUPPLIES	11,191	13,495	10,450	0.00	13,205	0.00
414	FOOD SUPPLIES	149	96	473	0.00	473	0.00
415	MISCELLANEOUS & TECH SUPPLIES	147	15	1,105	0.00	400	0.00
416	NETWORK PRINTER SUPPLIES	0	0	1,000	0.00	1,000	0.00
420	TEXTBOOKS	175,056	0	4,150	0.00	1,350	0.00
440	PERIODICALS	0	330	0	0.00	0	0.00
460	NON-CONSUMABLE ITEMS	167	4,396	1,500	0.00	2,500	0.00
470	COMPUTER SOFTWARE	0	134	315	0.00	315	0.00
480	COMPUTER HARDWARE	6,792	0	0	0.00	3,000	0.00
400	SUPPLIES AND MATERIALS	193,501	18,466	18,993	0.00	22,243	0.00
640	DUES AND FEES	494	840	525	0.00	900	0.00

Requirements Report

2022-23 Actuals 2023-24 Actuals Current Year Budget Current Year FTE Proposed 25-26 Budget Proposed 25-26 FTE

Center 405 OHES

Area	Code	Description	2022-23 Actuals	2023-24 Actuals	Current Year Budget	Current Year FTE	Proposed 25-26 Budget	Proposed 25-26 FTE
600		OTHER OBJECTS	494	840	525	0.00	900	0.00
Total Area	050	GENERAL CLASSROOM INSTRUCTION	2,013,714	1,750,401	1,659,906	13.56	1,806,400	14.44
Area	132	INSTRUMENTAL MUSIC						
111		LICENSED SALARIES	13,468	14,485	14,851	0.17	15,297	0.17
100		SALARIES	13,468	14,485	14,851	0.17	15,297	0.17
211		EMPLOYER CONTRIBUTION TIER 1 & 2	1,795	1,969	2,018	0.00	3,220	0.00
212		EMPLOYEE CONTRIBUTION, PICK-UP	808	869	891	0.00	918	0.00
220		SOCIAL SECURITY ADMINISTRATION	992	1,069	1,093	0.00	1,131	0.00
231		WORKERS' COMPENSATION	62	32	68	0.00	70	0.00
232		UNEMPLOYMENT COMPENSATION	0	0	303	0.00	222	0.00
233		OR PFMLI	0	56	57	0.00	59	0.00
240		CONTRACTUAL EMPLOYEE BENEFITS	3,116	3,294	3,414	0.00	3,514	0.00
200		ASSOCIATED PAYROLL COSTS	6,772	7,289	7,844	0.00	9,134	0.00
Total Area	132	INSTRUMENTAL MUSIC	20,240	21,774	22,695	0.17	24,431	0.17
Area	200	PHYSICAL EDUCATION						
111		LICENSED SALARIES	75,733	75,229	82,218	1.00	85,523	1.00
100		SALARIES	75,733	75,229	82,218	1.00	85,523	1.00
211		EMPLOYER CONTRIBUTION TIER 1 & 2	10,095	10,224	11,173	0.00	18,003	0.00
212		EMPLOYEE CONTRIBUTION, PICK-UP	4,544	4,514	4,933	0.00	5,131	0.00
220		SOCIAL SECURITY ADMINISTRATION	5,794	5,755	6,290	0.00	6,543	0.00
231		WORKERS' COMPENSATION	213	167	375	0.00	390	0.00
232		UNEMPLOYMENT COMPENSATION	0	0	1,743	0.00	1,283	0.00
233		OR PFMLI	0	301	329	0.00	342	0.00
240		CONTRACTUAL EMPLOYEE BENEFITS	19,033	19,761	20,481	0.00	21,081	0.00
200		ASSOCIATED PAYROLL COSTS	39,679	40,721	45,324	0.00	52,772	0.00
411		CLASSROOM/LAB SUPPLIES	0	0	0	0.00	750	0.00
460		NON-CONSUMABLE ITEMS	1,094	2,302	236	0.00	0	0.00
400		SUPPLIES AND MATERIALS	1,094	2,302	236	0.00	750	0.00
Total Area	200	PHYSICAL EDUCATION	116,505	118,251	127,779	1.00	139,045	1.00
Total Function	1111	ELEMENTARY, K-5	2,150,459	1,890,426	1,810,380	14.73	1,969,876	15.60
Function	1220	RESTRICTIVE PROGRAMS FOR STUDENTS W/DISABILITIES						
Area	320	SPECIAL EDUCATION						
112		CLASSIFIED SALARIES	0	0	28,175	0.94	29,905	0.94

Requirements Report

2022-23 Actuals 2023-24 Actuals Current Year Budget Current Year FTE Proposed 25-26 Budget Proposed 25-26 FTE

Center 405 OHES

100	SALARIES	0	0	28,175	0.94	29,905	0.94
	212 EMPLOYEE CONTRIBUTION, PICK-UP	0	0	1,691	0.00	1,794	0.00
	216 EMPLOYER CONTRIBUTION OPSRP	0	0	3,029	0.00	5,344	0.00
	220 SOCIAL SECURITY ADMINISTRATION	0	0	2,155	0.00	2,288	0.00
	231 WORKERS' COMPENSATION	0	0	137	0.00	145	0.00
	232 UNEMPLOYMENT COMPENSATION	0	0	0	0.00	449	0.00
	233 OR PFMLI	0	0	113	0.00	120	0.00
	240 CONTRACTUAL EMPLOYEE BENEFITS	0	0	20,475	0.00	21,101	0.00
200	ASSOCIATED PAYROLL COSTS	0	0	27,599	0.00	31,241	0.00
	314 INSTRUCTIONAL SERVICES- CLASSIFIED I.A. SUBS*	0	0	0	0.00	3,000	0.00
300	PURCHASED SERVICES	0	0	0	0.00	3,000	0.00
<hr/>							
Total Area	320 SPECIAL EDUCATION	0	0	55,775	0.94	64,146	0.94
<hr/>							
Total Function	1220 RESTRICTIVE PROGRAMS FOR STUDENTS W/DISABILITIES	0	0	55,775	0.94	64,146	0.94

Function 1221 LEARNING CENTERS - STRUCTURED AND INTENSIVE

Area	320 SPECIAL EDUCATION						
	111 LICENSED SALARIES	86,166	90,496	93,514	1.00	96,258	1.00
	112 CLASSIFIED SALARIES	110,245	163,197	140,934	3.75	207,719	5.63
	121 SUBSTITUTES - LICENSED	0	5,729	5,000	0.00	10,000	0.00
	122 SUBSTITUTES - CLASSIFIED	0	731	0	0.00	3,000	0.00
	131 ADDITIONAL CERT SALARY	559	387	500	0.00	0	0.00
	132 ADDITIONAL CLAS SALARY	581	3,218	2,000	0.00	5,000	0.00
100	SALARIES	197,551	263,758	241,948	4.75	321,977	6.63
	212 EMPLOYEE CONTRIBUTION, PICK-UP	11,346	15,460	14,067	0.00	18,239	0.00
	216 EMPLOYER CONTRIBUTION OPSRP	19,325	27,699	25,203	0.00	49,135	0.00
	217 RETIREE TIER 1 & 2 CONTRIBUTION	0	828	0	0.00	0	0.00
	220 SOCIAL SECURITY ADMINISTRATION	15,111	19,981	17,844	0.00	23,025	0.00
	231 WORKERS' COMPENSATION	576	597	1,097	0.00	1,429	0.00
	232 UNEMPLOYMENT COMPENSATION	0	0	4,945	0.00	4,515	0.00
	233 OR PFMLI	0	1,045	933	0.00	1,204	0.00
	240 CONTRACTUAL EMPLOYEE BENEFITS	75,445	81,420	64,518	0.00	87,263	0.00
200	ASSOCIATED PAYROLL COSTS	121,802	147,029	128,608	0.00	184,809	0.00
	311 INSTRUCTIONAL SERVICES	1,053	1,448	5,000	0.00	5,000	0.00
	314 INSTRUCTIONAL SERVICES- CLASSIFIED I.A. SUBS*	3,687	6,778	5,000	0.00	5,000	0.00
300	PURCHASED SERVICES	4,740	8,226	10,000	0.00	10,000	0.00
	411 CLASSROOM/LAB SUPPLIES	544	1,044	500	0.00	500	0.00
	416 NETWORK PRINTER SUPPLIES	132	0	400	0.00	400	0.00
400	SUPPLIES AND MATERIALS	676	1,044	900	0.00	900	0.00

Requirements Report

2022-23 Actuals 2023-24 Actuals Current Year Budget Current Year FTE Proposed 25-26 Budget Proposed 25-26 FTE

Center 405 OHES

Total Area 320 SPECIAL EDUCATION 324,770 420,057 381,456 4.75 517,686 6.63

Total Function 1221 LEARNING CENTERS - STRUCTURED AND INTENSIVE 324,770 420,057 381,456 4.75 517,686 6.63

Function 1250 LESS RESTRICTIVE PROGRAMS FOR STUDENTS W/DISAB.

Area 320 SPECIAL EDUCATION

111	LICENSED SALARIES	60,598	65,550	69,390	1.00	73,690	1.00
112	CLASSIFIED SALARIES	131,737	82,506	65,121	1.88	97,966	2.81
121	SUBSTITUTES - LICENSED	1,171	1,219	3,000	0.00	0	0.00
122	SUBSTITUTES - CLASSIFIED	0	448	500	0.00	0	0.00
132	ADDITIONAL CLAS SALARY	812	1,153	2,000	0.00	0	0.00

100 SALARIES 194,318 150,875 140,011 2.88 171,656 3.81

211	EMPLOYER CONTRIBUTION TIER 1 & 2	4,471	4,908	4,904	0.00	7,824	0.00
212	EMPLOYEE CONTRIBUTION, PICK-UP	12,181	9,046	8,071	0.00	10,299	0.00
216	EMPLOYER CONTRIBUTION OPSRP	17,321	12,325	10,581	0.00	24,033	0.00
217	RETIREE TIER 1 & 2 CONTRIBUTION	0	214	0	0.00	0	0.00
220	SOCIAL SECURITY ADMINISTRATION	14,718	11,122	9,863	0.00	12,885	0.00
231	WORKERS' COMPENSATION	599	350	632	0.00	808	0.00
232	UNEMPLOYMENT COMPENSATION	0	0	2,733	0.00	2,526	0.00
233	OR PFMLI	0	582	516	0.00	674	0.00
240	CONTRACTUAL EMPLOYEE BENEFITS	85,652	57,354	39,012	0.00	63,100	0.00

200 ASSOCIATED PAYROLL COSTS 134,940 95,900 76,312 0.00 122,150 0.00

311	INSTRUCTIONAL SERVICES	640	2,586	5,000	0.00	5,000	0.00
314	INSTRUCTIONAL SERVICES- CLASSIFIED I.A. SUBS*	1,137	1,601	5,000	0.00	20,000	0.00

300 PURCHASED SERVICES 1,776 4,186 10,000 0.00 25,000 0.00

411	CLASSROOM/LAB SUPPLIES	309	675	300	0.00	300	0.00
416	NETWORK PRINTER SUPPLIES	38	288	400	0.00	400	0.00
460	NON-CONSUMABLE ITEMS	109	0	0	0.00	0	0.00
480	COMPUTER HARDWARE	280	0	0	0.00	0	0.00

400 SUPPLIES AND MATERIALS 735 963 700 0.00 700 0.00

Total Area 320 SPECIAL EDUCATION 331,770 251,924 227,023 2.88 319,507 3.81

Total Function 1250 LESS RESTRICTIVE PROGRAMS FOR STUDENTS W/DISAB. 331,770 251,924 227,023 2.88 319,507 3.81

Function 1291 ENGLISH LANGUAGE LEARNER - ORS 336.079

Area 000 UNDESIGNATED

111	LICENSED SALARIES	27,706	29,731	30,623	0.33	31,541	0.33
112	CLASSIFIED SALARIES	13,288	1,429	1,521	0.00	1,566	0.00

Requirements Report

2022-23 Actuals	2023-24 Actuals	Current Year Budget	Current Year FTE	Proposed 25-26 Budget	Proposed 25-26 FTE
-----------------	-----------------	---------------------	------------------	-----------------------	--------------------

Center 405 OHES

100	SALARIES	40,994	31,159	32,144	0.33	33,107	0.33
212	EMPLOYEE CONTRIBUTION, PICK-UP	2,460	1,870	1,929	0.00	1,986	0.00
216	EMPLOYER CONTRIBUTION OPSRP	4,190	3,350	3,455	0.00	5,916	0.00
220	SOCIAL SECURITY ADMINISTRATION	3,112	2,372	2,447	0.00	2,521	0.00
231	WORKERS' COMPENSATION	117	69	146	0.00	150	0.00
232	UNEMPLOYMENT COMPENSATION	0	0	678	0.00	494	0.00
233	OR PFMLI	0	124	128	0.00	132	0.00
240	CONTRACTUAL EMPLOYEE BENEFITS	14,041	6,587	6,827	0.00	7,027	0.00
200	ASSOCIATED PAYROLL COSTS	23,919	14,371	15,611	0.00	18,227	0.00
311	INSTRUCTIONAL SERVICES	247	746	3,000	0.00	2,000	0.00
314	INSTRUCTIONAL SERVICES- CLASSIFIED I.A. SUBS`	132	0	0	0.00	0	0.00
341	TRAVEL, LOCAL IN DISTRICT	472	379	500	0.00	300	0.00
300	PURCHASED SERVICES	852	1,125	3,500	0.00	2,300	0.00
411	CLASSROOM/LAB SUPPLIES	19	0	300	0.00	300	0.00
470	COMPUTER SOFTWARE	33	0	173	0.00	173	0.00
400	SUPPLIES AND MATERIALS	53	0	473	0.00	473	0.00
Total Area	000 UNDESIGNATED	65,818	46,655	51,727	0.33	54,106	0.33
Total Function	1291 ENGLISH LANGUAGE LEARNER - ORS 336.079	65,818	46,655	51,727	0.33	54,106	0.33

Major Function	1000 INSTRUCTION	2,872,817	2,609,062	2,526,360	23.63	2,925,321	27.31
-----------------------	-------------------------	------------------	------------------	------------------	--------------	------------------	--------------

Function 2122 COUNSELING SERVICES

Area 000 UNDESIGNATED

131	ADDITIONAL CERT SALARY	1,716	0	0	0.00	0	0.00
-----	------------------------	-------	---	---	------	---	------

100	SALARIES	1,716	0	0	0.00	0	0.00
------------	-----------------	--------------	----------	----------	-------------	----------	-------------

212	EMPLOYEE CONTRIBUTION, PICK-UP	103	0	0	0.00	0	0.00
216	EMPLOYER CONTRIBUTION OPSRP	175	0	0	0.00	0	0.00
220	SOCIAL SECURITY ADMINISTRATION	129	0	0	0.00	0	0.00
231	WORKERS' COMPENSATION	8	0	0	0.00	0	0.00

200	ASSOCIATED PAYROLL COSTS	415	0	0	0.00	0	0.00
------------	---------------------------------	------------	----------	----------	-------------	----------	-------------

Total Area	000 UNDESIGNATED	2,131	0	0	0.00	0	0.00
-------------------	-------------------------	--------------	----------	----------	-------------	----------	-------------

Total Function	2122 COUNSELING SERVICES	2,131	0	0	0.00	0	0.00
-----------------------	---------------------------------	--------------	----------	----------	-------------	----------	-------------

Function 2129 OTHER GUIDANCE SERVICES

Area 000 UNDESIGNATED

Requirements Report

2022-23 Actuals 2023-24 Actuals Current Year Budget Current Year FTE Proposed 25-26 Budget Proposed 25-26 FTE

Center 405 OHES

Fund 100 GENERAL FUND

Function	2129	OTHER GUIDANCE SERVICES						
Area	000	UNDESIGNATED						
311		INSTRUCTIONAL SERVICES	0	0	0	0.00	1,000	0.00
300		PURCHASED SERVICES	0	0	0	0.00	1,000	0.00
Total Area 000 UNDESIGNATED			0	0	0	0.00	1,000	0.00
Total Function 2129 OTHER GUIDANCE SERVICES			0	0	0	0.00	1,000	0.00
Function	2132	MEDICAL SERVICES						
Area	000	UNDESIGNATED						
389		OTHER NON-INSTRUCTIONAL PROF & TECH SRVS	0	0	100	0.00	100	0.00
300		PURCHASED SERVICES	0	0	100	0.00	100	0.00
Total Area 000 UNDESIGNATED			0	0	100	0.00	100	0.00
Total Function 2132 MEDICAL SERVICES			0	0	100	0.00	100	0.00
Function	2134	NURSE SERVICES						
Area	000	UNDESIGNATED						
415		MISCELLANEOUS & TECH SUPPLIES	119	0	315	0.00	200	0.00
400		SUPPLIES AND MATERIALS	119	0	315	0.00	200	0.00
Total Area 000 UNDESIGNATED			119	0	315	0.00	200	0.00
Total Function 2134 NURSE SERVICES			119	0	315	0.00	200	0.00
Function	2139	OTHER HEALTH SERVICES						
Area	000	UNDESIGNATED						
389		OTHER NON-INSTRUCTIONAL PROF & TECH SRVS	481	520	900	0.00	900	0.00
300		PURCHASED SERVICES	481	520	900	0.00	900	0.00
Total Area 000 UNDESIGNATED			481	520	900	0.00	900	0.00
Total Function 2139 OTHER HEALTH SERVICES			481	520	900	0.00	900	0.00
Function	2152	SPEECH PATHOLOGY SERVICES						

Requirements Report

2022-23 Actuals 2023-24 Actuals Current Year Budget Current Year FTE Proposed 25-26 Budget Proposed 25-26 FTE

Center 405 OHES

Fund 100 GENERAL FUND

Function 2152 SPEECH PATHOLOGY SERVICES

Area 320 SPECIAL EDUCATION

111	LICENSED SALARIES	90,866	80,637	103,821	1.00	106,936	1.00
100	SALARIES	90,866	80,637	103,821	1.00	106,936	1.00
212	EMPLOYEE CONTRIBUTION, PICK-UP	5,452	4,839	6,229	0.00	6,416	0.00
216	EMPLOYER CONTRIBUTION OPSRP	9,287	8,670	11,161	0.00	19,110	0.00
220	SOCIAL SECURITY ADMINISTRATION	6,568	5,857	7,562	0.00	7,832	0.00
231	WORKERS' COMPENSATION	254	177	470	0.00	484	0.00
232	UNEMPLOYMENT COMPENSATION	0	0	2,095	0.00	1,536	0.00
233	OR PFMLI	0	306	395	0.00	410	0.00
240	CONTRACTUAL EMPLOYEE BENEFITS	19,041	15,809	20,481	0.00	21,081	0.00
200	ASSOCIATED PAYROLL COSTS	40,601	35,658	48,393	0.00	56,868	0.00
411	CLASSROOM/LAB SUPPLIES	45	45	300	0.00	300	0.00
416	NETWORK PRINTER SUPPLIES	125	100	400	0.00	400	0.00
460	NON-CONSUMABLE ITEMS	316	0	0	0.00	0	0.00
400	SUPPLIES AND MATERIALS	486	145	700	0.00	700	0.00

Total Area 320 SPECIAL EDUCATION 131,953 116,440 152,914 1.00 164,504 1.00

Total Function 2152 SPEECH PATHOLOGY SERVICES 131,953 116,440 152,914 1.00 164,504 1.00

Function 2213 CURRICULUM DEVELOPMENT

Area 000 UNDESIGNATED

131	ADDITIONAL CERT SALARY	200	150	150	0.00	0	0.00
100	SALARIES	200	150	150	0.00	0	0.00
212	EMPLOYEE CONTRIBUTION, PICK-UP	12	9	9	0.00	0	0.00
216	EMPLOYER CONTRIBUTION OPSRP	20	16	16	0.00	0	0.00
220	SOCIAL SECURITY ADMINISTRATION	15	11	11	0.00	0	0.00
231	WORKERS' COMPENSATION	1	0	1	0.00	0	0.00
232	UNEMPLOYMENT COMPENSATION	0	0	3	0.00	0	0.00
233	OR PFMLI	0	1	1	0.00	0	0.00
240	CONTRACTUAL EMPLOYEE BENEFITS	34	0	0	0.00	0	0.00
200	ASSOCIATED PAYROLL COSTS	82	37	41	0.00	0	0.00

Total Area 000 UNDESIGNATED 282 187 191 0.00 0 0.00

Total Function 2213 CURRICULUM DEVELOPMENT 282 187 191 0.00 0 0.00

Requirements Report

2022-23 Actuals 2023-24 Actuals Current Year Budget Current Year FTE Proposed 25-26 Budget Proposed 25-26 FTE

Center 405 OHES

Fund 100 GENERAL FUND

Function 2222 LIBRARY/MEDIA CENTER

Area 000 UNDESIGNATED

112 CLASSIFIED SALARIES	26,937	27,717	29,511	0.94	31,307	0.94
132 ADDITIONAL CLAS SALARY	153	124	0	0.00	0	0.00

100 SALARIES	27,090	27,840	29,511	0.94	31,307	0.94
---------------------	---------------	---------------	---------------	-------------	---------------	-------------

212 EMPLOYEE CONTRIBUTION, PICK-UP	809	1,670	1,771	0.00	1,878	0.00
216 EMPLOYER CONTRIBUTION OPSRP	1,378	2,993	3,172	0.00	5,595	0.00
220 SOCIAL SECURITY ADMINISTRATION	2,072	2,130	2,258	0.00	2,395	0.00
231 WORKERS' COMPENSATION	84	66	144	0.00	152	0.00
232 UNEMPLOYMENT COMPENSATION	0	0	626	0.00	470	0.00
233 OR PFMLI	0	111	118	0.00	125	0.00
240 CONTRACTUAL EMPLOYEE BENEFITS	2,540	19,781	20,501	0.00	21,101	0.00

200 ASSOCIATED PAYROLL COSTS	6,884	26,752	28,590	0.00	31,716	0.00
-------------------------------------	--------------	---------------	---------------	-------------	---------------	-------------

391 OTHER SUPPORT SERVICES SUBSTITUTES	0	173	0	0.00	0	0.00
--	---	-----	---	------	---	------

300 PURCHASED SERVICES	0	173	0	0.00	0	0.00
-------------------------------	----------	------------	----------	-------------	----------	-------------

411 CLASSROOM/LAB SUPPLIES	345	213	380	0.00	380	0.00
416 NETWORK PRINTER SUPPLIES	0	171	0	0.00	0	0.00
430 LIBRARY BOOKS	250	2,052	5,250	0.00	5,250	0.00
470 COMPUTER SOFTWARE	250	250	250	0.00	250	0.00

400 SUPPLIES AND MATERIALS	845	2,686	5,880	0.00	5,880	0.00
-----------------------------------	------------	--------------	--------------	-------------	--------------	-------------

640 DUES AND FEES	0	85	0	0.00	0	0.00
-------------------	---	----	---	------	---	------

600 OTHER OBJECTS	0	85	0	0.00	0	0.00
--------------------------	----------	-----------	----------	-------------	----------	-------------

Total Area 000 UNDESIGNATED	34,819	57,537	63,981	0.94	68,903	0.94
------------------------------------	---------------	---------------	---------------	-------------	---------------	-------------

Total Function 2222 LIBRARY/MEDIA CENTER	34,819	57,537	63,981	0.94	68,903	0.94
---	---------------	---------------	---------------	-------------	---------------	-------------

Function 2223 MULTIMEDIA SERVICES

Area 000 UNDESIGNATED

411 CLASSROOM/LAB SUPPLIES	403	0	525	0.00	525	0.00
----------------------------	-----	---	-----	------	-----	------

400 SUPPLIES AND MATERIALS	403	0	525	0.00	525	0.00
-----------------------------------	------------	----------	------------	-------------	------------	-------------

Total Area 000 UNDESIGNATED	403	0	525	0.00	525	0.00
------------------------------------	------------	----------	------------	-------------	------------	-------------

Total Function 2223 MULTIMEDIA SERVICES	403	0	525	0.00	525	0.00
--	------------	----------	------------	-------------	------------	-------------

Function 2410 OFFICE OF THE PRINCIPAL

Requirements Report

2022-23 Actuals 2023-24 Actuals Current Year Budget Current Year FTE Proposed 25-26 Budget Proposed 25-26 FTE

Center 405 OHES

Fund 100 GENERAL FUND

Function 2410 OFFICE OF THE PRINCIPAL

Area 000 UNDESIGNATED

112	CLASSIFIED SALARIES	76,569	80,092	85,283	2.00	87,839	2.00
113	ADMINISTRATORS	119,444	123,028	126,719	1.00	135,048	1.00
124	TEMPORARY - CLASSIFIED	0	284	0	0.00	0	0.00
132	ADDITIONAL CLAS SALARY	1,478	2,519	2,000	0.00	5,000	0.00
138	MILEAGE STIPEND	500	500	500	0.00	500	0.00
100	SALARIES	197,992	206,423	214,502	3.00	228,387	3.00
211	EMPLOYER CONTRIBUTION TIER 1 & 2	4,716	0	0	0.00	0	0.00
212	EMPLOYEE CONTRIBUTION, PICK-UP	11,882	12,344	12,750	0.00	13,427	0.00
216	EMPLOYER CONTRIBUTION OPSRP	15,601	22,117	22,844	0.00	39,990	0.00
217	RETIREE TIER 1 & 2 CONTRIBUTION	0	128	0	0.00	0	0.00
220	SOCIAL SECURITY ADMINISTRATION	15,030	15,811	16,256	0.00	16,982	0.00
231	WORKERS' COMPENSATION	564	465	981	0.00	1,030	0.00
232	UNEMPLOYMENT COMPENSATION	0	0	4,505	0.00	3,330	0.00
233	OR PFMLI	0	666	703	0.00	744	0.00
240	CONTRACTUAL EMPLOYEE BENEFITS	58,849	68,027	69,248	0.00	74,082	0.00
200	ASSOCIATED PAYROLL COSTS	106,641	119,559	127,288	0.00	149,585	0.00
322	REPAIRS & MAINTENANCE SERVICES	550	525	500	0.00	500	0.00
324	RENTALS	14,284	11,788	12,000	0.00	12,000	0.00
341	TRAVEL, LOCAL IN DISTRICT	0	0	100	0.00	100	0.00
342	TRAVEL, OUT OF DISTRICT	417	0	1,050	0.00	1,050	0.00
353	POSTAGE	1,520	974	1,260	0.00	1,260	0.00
389	OTHER NON-INSTRUCTIONAL PROF & TECH SRVS	622	163	270	0.00	270	0.00
391	OTHER SUPPORT SERVICES SUBSTITUTES	0	0	3,000	0.00	3,000	0.00
300	PURCHASED SERVICES	17,393	13,450	18,180	0.00	18,180	0.00
411	CLASSROOM/LAB SUPPLIES	4,263	7,261	1,525	0.00	2,525	0.00
412	OFFICE SUPPLIES	324	417	500	0.00	500	0.00
414	FOOD SUPPLIES	1,424	1,848	1,050	0.00	1,500	0.00
415	MISCELLANEOUS & TECH SUPPLIES	4,620	90	525	0.00	525	0.00
416	NETWORK PRINTER SUPPLIES	0	258	500	0.00	500	0.00
460	NON-CONSUMABLE ITEMS	6,303	1,047	500	0.00	500	0.00
470	COMPUTER SOFTWARE	533	327	0	0.00	1,000	0.00
480	COMPUTER HARDWARE	0	635	0	0.00	0	0.00
400	SUPPLIES AND MATERIALS	17,467	11,883	4,600	0.00	7,050	0.00
640	DUES AND FEES	658	765	172	0.00	175	0.00
600	OTHER OBJECTS	658	765	172	0.00	175	0.00
Total Area 000 UNDESIGNATED		340,151	352,081	364,741	3.00	403,377	3.00

Requirements Report

2022-23 Actuals 2023-24 Actuals Current Year Budget Current Year FTE Proposed 25-26 Budget Proposed 25-26 FTE

Center 405 OHES

Total Function	2410	OFFICE OF THE PRINCIPAL	340,151	352,081	364,741	3.00	403,377	3.00
Function	2491	ESD SUPPLIES						
Area	000	UNDESIGNATED						
	412	OFFICE SUPPLIES	2,654	2,700	2,100	0.00	0	0.00
400		SUPPLIES AND MATERIALS	2,654	2,700	2,100	0.00	0	0.00
Total Area	000	UNDESIGNATED	2,654	2,700	2,100	0.00	0	0.00
Total Function	2491	ESD SUPPLIES	2,654	2,700	2,100	0.00	0	0.00
Function	2542	CARE & UPKEEP - BUILDINGS						
Area	000	UNDESIGNATED						
	112	CLASSIFIED SALARIES	88,622	93,689	94,522	2.00	97,338	2.00
	132	ADDITIONAL CLAS SALARY	484	563	0	0.00	0	0.00
100		SALARIES	89,107	94,252	94,522	2.00	97,338	2.00
	212	EMPLOYEE CONTRIBUTION, PICK-UP	5,346	5,655	5,671	0.00	5,840	0.00
	216	EMPLOYER CONTRIBUTION OPSRP	9,107	10,148	10,161	0.00	17,394	0.00
	220	SOCIAL SECURITY ADMINISTRATION	6,740	7,118	7,139	0.00	7,354	0.00
	231	WORKERS' COMPENSATION	1,836	1,542	3,266	0.00	3,307	0.00
	232	UNEMPLOYMENT COMPENSATION	0	0	1,978	0.00	1,442	0.00
	233	OR PFMLI	0	312	373	0.00	385	0.00
	240	CONTRACTUAL EMPLOYEE BENEFITS	37,925	24,960	23,768	0.00	24,300	0.00
200		ASSOCIATED PAYROLL COSTS	60,954	49,736	52,357	0.00	60,022	0.00
	321	CLEANING SERVICES	1,592	677	0	0.00	0	0.00
	322	REPAIRS & MAINTENANCE SERVICES	8,559	10,067	4,513	0.00	6,500	0.00
	325	ELECTRICITY	42,757	48,460	41,000	0.00	50,000	0.00
	326	FUEL	31,021	22,899	30,000	0.00	30,000	0.00
	327	WATER AND SEWAGE	21,605	23,275	23,000	0.00	23,000	0.00
	328	GARBAGE	9,185	9,534	8,500	0.00	8,500	0.00
	329	OTHER PROPERTY SERVICES	1,704	1,824	1,800	0.00	1,800	0.00
	389	OTHER NON-INSTRUCTIONAL PROF & TECH SRVS	2,583	0	1,500	0.00	775	0.00
	391	OTHER SUPPORT SERVICES SUBSTITUTES	0	0	0	0.00	1,000	0.00
300		PURCHASED SERVICES	119,007	116,736	110,313	0.00	121,575	0.00
	413	CUSTODIAL/MAINTENANCE SUPPLIES	27,339	27,480	20,000	0.00	20,000	0.00
	460	NON-CONSUMABLE ITEMS	6,487	2,326	3,000	0.00	3,000	0.00
400		SUPPLIES AND MATERIALS	33,825	29,806	23,000	0.00	23,000	0.00
	640	DUES AND FEES	69	134	315	0.00	315	0.00
600		OTHER OBJECTS	69	134	315	0.00	315	0.00

Requirements Report

2022-23 Actuals 2023-24 Actuals Current Year Budget Current Year FTE Proposed 25-26 Budget Proposed 25-26 FTE

Center 405 OHES

Total Area 000 UNDESIGNATED 302,962 290,665 280,506 2.00 302,250 2.00

Total Function 2542 CARE & UPKEEP - BUILDINGS 302,962 290,665 280,506 2.00 302,250 2.00

Function 2543 CARE & UPKEEP - GROUNDS

Area 000 UNDESIGNATED

322 REPAIRS & MAINTENANCE SERVICES 340 0 2,000 0.00 2,000 0.00

300 PURCHASED SERVICES 340 0 2,000 0.00 2,000 0.00

413 CUSTODIAL/MAINTENANCE SUPPLIES 453 1,569 1,000 0.00 1,000 0.00

460 NON-CONSUMABLE ITEMS 0 0 378 0.00 378 0.00

400 SUPPLIES AND MATERIALS 453 1,569 1,378 0.00 1,378 0.00

Total Area 000 UNDESIGNATED 793 1,569 3,378 0.00 3,378 0.00

Total Function 2543 CARE & UPKEEP - GROUNDS 793 1,569 3,378 0.00 3,378 0.00

Function 2546 SECURITY SERVICES

Area 000 UNDESIGNATED

389 OTHER NON-INSTRUCTIONAL PROF & TECH SRVS 1,396 1,253 1,400 0.00 1,400 0.00

300 PURCHASED SERVICES 1,396 1,253 1,400 0.00 1,400 0.00

460 NON-CONSUMABLE ITEMS 0 805 460 0.00 460 0.00

400 SUPPLIES AND MATERIALS 0 805 460 0.00 460 0.00

Total Area 000 UNDESIGNATED 1,396 2,058 1,860 0.00 1,860 0.00

Total Function 2546 SECURITY SERVICES 1,396 2,058 1,860 0.00 1,860 0.00

Function 2547 ASBESTOS/RADON MANAGEMENT

Area 000 UNDESIGNATED

329 OTHER PROPERTY SERVICES 0 0 263 0.00 0 0.00

300 PURCHASED SERVICES 0 0 263 0.00 0 0.00

Total Area 000 UNDESIGNATED 0 0 263 0.00 0 0.00

Total Function 2547 ASBESTOS/RADON MANAGEMENT 0 0 263 0.00 0 0.00

Function 2548 INTEGRATED PEST MANAGEMENT

Requirements Report

2022-23 Actuals 2023-24 Actuals Current Year Budget Current Year FTE Proposed 25-26 Budget Proposed 25-26 FTE

Center 405 OHES

Fund 100 GENERAL FUND

Function 2548 INTEGRATED PEST MANAGEMENT							
Area 000 UNDESIGNATED							
322	REPAIRS & MAINTENANCE SERVICES	0	0	1,000	0.00	0	0.00
300	PURCHASED SERVICES	0	0	1,000	0.00	0	0.00
Total Area	000 UNDESIGNATED	0	0	1,000	0.00	0	0.00
Total Function	2548 INTEGRATED PEST MANAGEMENT	0	0	1,000	0.00	0	0.00
Function 2551 SERVICE AREA DIRECTION							
Area 000 UNDESIGNATED							
331	REIMBURSABLE STUDENT TRANSPORTATION	1,790	1,666	1,300	0.00	1,700	0.00
332	NON-REIMBURSABLE STUDENT TRANSPORTATION	252	0	0	0.00	0	0.00
300	PURCHASED SERVICES	2,042	1,666	1,300	0.00	1,700	0.00
Total Area	000 UNDESIGNATED	2,042	1,666	1,300	0.00	1,700	0.00
Total Function	2551 SERVICE AREA DIRECTION	2,042	1,666	1,300	0.00	1,700	0.00
Function 2574 PRINTING, PUBLISHING & DUPLICATING SERVICES							
Area 000 UNDESIGNATED							
355	PRINTING AND BINDING	235	290	500	0.00	500	0.00
300	PURCHASED SERVICES	235	290	500	0.00	500	0.00
Total Area	000 UNDESIGNATED	235	290	500	0.00	500	0.00
Total Function	2574 PRINTING, PUBLISHING & DUPLICATING SERVICES	235	290	500	0.00	500	0.00
Function 2669 OTHER TECHNOLOGY SERVICES							
Area 000 UNDESIGNATED							
351	TELEPHONE	4,477	3,928	4,000	0.00	4,000	0.00
359	OTHER COMMUNICATION SERVICES	9,953	10,808	11,000	0.00	10,800	0.00
300	PURCHASED SERVICES	14,430	14,737	15,000	0.00	14,800	0.00
460	NON-CONSUMABLE ITEMS	0	63	0	0.00	0	0.00
400	SUPPLIES AND MATERIALS	0	63	0	0.00	0	0.00

Requirements Report

2022-23 Actuals 2023-24 Actuals Current Year Budget Current Year FTE Proposed 25-26 Budget Proposed 25-26 FTE

Center 405 OHES

Total Area 000 UNDESIGNATED 14,430 14,800 15,000 0.00 14,800 0.00

Total Function 2669 OTHER TECHNOLOGY SERVICES 14,430 14,800 15,000 0.00 14,800 0.00

Function 2680 INTERPRETATION AND TRANSLATION SERVICES

Area 000 UNDESIGNATED

132 ADDITIONAL CLAS SALARY 47 0 0 0.00 0 0.00

100 SALARIES 47 0 0 0.00 0 0.00

211 EMPLOYER CONTRIBUTION TIER 1 & 2 6 0 0 0.00 0 0.00

212 EMPLOYEE CONTRIBUTION, PICK-UP 3 0 0 0.00 0 0.00

220 SOCIAL SECURITY ADMINISTRATION 4 0 0 0.00 0 0.00

231 WORKERS' COMPENSATION 0 0 0 0.00 0 0.00

200 ASSOCIATED PAYROLL COSTS 13 0 0 0.00 0 0.00

Total Area 000 UNDESIGNATED 59 0 0 0.00 0 0.00

Total Function 2680 INTERPRETATION AND TRANSLATION SERVICES 59 0 0 0.00 0 0.00

Major Function 2000 SUPPORT SERVICES 834,910 840,512 889,573 6.94 963,996 6.94

Function 4120 SITE ACQUISITION & DEVELOPMENT SERVICES

Area 000 UNDESIGNATED

530 IMPROVEMENTS OTHER THAN BUILDINGS 0 8,139 0 0.00 0 0.00

500 CAPITAL OUTLAY 0 8,139 0 0.00 0 0.00

Total Area 000 UNDESIGNATED 0 8,139 0 0.00 0 0.00

Total Function 4120 SITE ACQUISITION & DEVELOPMENT SERVICES 0 8,139 0 0.00 0 0.00

Function 4150 BUILDING ACQUISITION, CONSTRUCTION, IMPROVEMENT

Area 000 UNDESIGNATED

520 BUILDINGS ACQUISITION 16,110 437 0 0.00 0 0.00

500 CAPITAL OUTLAY 16,110 437 0 0.00 0 0.00

Total Area 000 UNDESIGNATED 16,110 437 0 0.00 0 0.00

Area 320 SPECIAL EDUCATION

520 BUILDINGS ACQUISITION 0 7,178 0 0.00 0 0.00

Requirements Report

			2022-23 Actuals	2023-24 Actuals	Current Year Budget	Current Year FTE	Proposed 25-26 Budget	Proposed 25-26 FTE
Center 405 OHES								
500	CAPITAL OUTLAY		0	7,178	0	0.00	0	0.00
Total Area	320	SPECIAL EDUCATION	0	7,178	0	0.00	0	0.00
Total Function	4150	BUILDING ACQUISITION, CONSTRUCTION, IMPROVEMENT	16,110	7,615	0	0.00	0	0.00
Major Function	4000	FACILITIES ACQUISITION AND CONSTRUCTION	16,110	15,753	0	0.00	0	0.00
Total Fund	100	GENERAL FUND	3,723,837	3,465,327	3,415,933	30.56	3,889,317	34.25
Total Center	405	OHES	3,723,837	3,465,327	3,415,933	30.56	3,889,317	34.25

Requirements Report

2022-23 Actuals 2023-24 Actuals Current Year Budget Current Year FTE Proposed 25-26 Budget Proposed 25-26 FTE

Center 408 PHOENIX-TALENT RISING ACADEMY

Fund 100 GENERAL FUND

Function 1111 ELEMENTARY, K-5

Area 050 GENERAL CLASSROOM INSTRUCTION

319	OTHER INSTRUCTIONAL, PROF & TECHNICAL SRVE	2,215	3,062	3,000	0.00	0	0.00
353	POSTAGE	12	20	100	0.00	100	0.00

300	PURCHASED SERVICES	2,227	3,082	3,100	0.00	100	0.00
------------	---------------------------	--------------	--------------	--------------	-------------	------------	-------------

411	CLASSROOM/LAB SUPPLIES	214	413	300	0.00	500	0.00
414	FOOD SUPPLIES	12	126	100	0.00	100	0.00
415	MISCELLANEOUS & TECH SUPPLIES	0	173	100	0.00	100	0.00
416	NETWORK PRINTER SUPPLIES	23	0	300	0.00	300	0.00
420	TEXTBOOKS	0	0	300	0.00	300	0.00
460	NON-CONSUMABLE ITEMS	458	0	100	0.00	100	0.00
470	COMPUTER SOFTWARE	1,119	0	1,200	0.00	1,000	0.00
480	COMPUTER HARDWARE	0	0	500	0.00	0	0.00

400	SUPPLIES AND MATERIALS	1,825	712	2,900	0.00	2,400	0.00
------------	-------------------------------	--------------	------------	--------------	-------------	--------------	-------------

Total Area	050 GENERAL CLASSROOM INSTRUCTION	4,052	3,794	6,000	0.00	2,500	0.00
-------------------	--	--------------	--------------	--------------	-------------	--------------	-------------

Total Function	1111 ELEMENTARY, K-5	4,052	3,794	6,000	0.00	2,500	0.00
-----------------------	-----------------------------	--------------	--------------	--------------	-------------	--------------	-------------

Function 1121 MIDDLE/JUNIOR HIGH PROGRAMS

Area 050 GENERAL CLASSROOM INSTRUCTION

319	OTHER INSTRUCTIONAL, PROF & TECHNICAL SRVE	0	2,698	0	0.00	6,000	0.00
343	TRAVEL-STUDENT, OUT OF DISTRICT	500	0	0	0.00	0	0.00
353	POSTAGE	14	0	0	0.00	0	0.00

300	PURCHASED SERVICES	515	2,698	0	0.00	6,000	0.00
------------	---------------------------	------------	--------------	----------	-------------	--------------	-------------

411	CLASSROOM/LAB SUPPLIES	125	199	400	0.00	200	0.00
414	FOOD SUPPLIES	197	155	0	0.00	100	0.00
415	MISCELLANEOUS & TECH SUPPLIES	40	173	100	0.00	100	0.00
416	NETWORK PRINTER SUPPLIES	0	0	300	0.00	0	0.00
420	TEXTBOOKS	0	0	300	0.00	0	0.00
460	NON-CONSUMABLE ITEMS	0	0	300	0.00	0	0.00
470	COMPUTER SOFTWARE	48	58	100	0.00	100	0.00
480	COMPUTER HARDWARE	0	0	500	0.00	0	0.00

400	SUPPLIES AND MATERIALS	410	584	2,000	0.00	500	0.00
------------	-------------------------------	------------	------------	--------------	-------------	------------	-------------

Total Area	050 GENERAL CLASSROOM INSTRUCTION	924	3,281	2,000	0.00	6,500	0.00
-------------------	--	------------	--------------	--------------	-------------	--------------	-------------

Total Function	1121 MIDDLE/JUNIOR HIGH PROGRAMS	924	3,281	2,000	0.00	6,500	0.00
-----------------------	---	------------	--------------	--------------	-------------	--------------	-------------

Requirements Report

2022-23 Actuals 2023-24 Actuals Current Year Budget Current Year FTE Proposed 25-26 Budget Proposed 25-26 FTE

Center 408 PHOENIX-TALENT RISING ACADEMY

Major Function 1000	INSTRUCTION	4,976	7,075	8,000	0.00	9,000	0.00
Function 2152	SPEECH PATHOLOGY SERVICES						
Area 000	UNDESIGNATED						
131	ADDITIONAL CERT SALARY	0	668	0	0.00	0	0.00
100	SALARIES	0	668	0	0.00	0	0.00
212	EMPLOYEE CONTRIBUTION, PICK-UP	0	40	0	0.00	0	0.00
216	EMPLOYER CONTRIBUTION OPSRP	0	72	0	0.00	0	0.00
220	SOCIAL SECURITY ADMINISTRATION	0	48	0	0.00	0	0.00
231	WORKERS' COMPENSATION	0	2	0	0.00	0	0.00
233	OR PFMLI	0	3	0	0.00	0	0.00
200	ASSOCIATED PAYROLL COSTS	0	164	0	0.00	0	0.00
<hr/>							
Total Area 000	UNDESIGNATED	0	832	0	0.00	0	0.00
Area 320	SPECIAL EDUCATION						
111	LICENSED SALARIES	0	20,159	15,804	0.20	16,816	0.20
100	SALARIES	0	20,159	15,804	0.20	16,816	0.20
212	EMPLOYEE CONTRIBUTION, PICK-UP	0	1,210	948	0.00	1,009	0.00
216	EMPLOYER CONTRIBUTION OPSRP	0	2,168	1,699	0.00	3,005	0.00
220	SOCIAL SECURITY ADMINISTRATION	0	1,464	1,184	0.00	1,260	0.00
231	WORKERS' COMPENSATION	0	44	72	0.00	77	0.00
232	UNEMPLOYMENT COMPENSATION	0	0	328	0.00	247	0.00
233	OR PFMLI	0	77	62	0.00	66	0.00
240	CONTRACTUAL EMPLOYEE BENEFITS	0	3,952	4,096	0.00	4,216	0.00
200	ASSOCIATED PAYROLL COSTS	0	8,915	8,390	0.00	9,880	0.00
411	CLASSROOM/LAB SUPPLIES	0	0	300	0.00	300	0.00
400	SUPPLIES AND MATERIALS	0	0	300	0.00	300	0.00
<hr/>							
Total Area 320	SPECIAL EDUCATION	0	29,074	24,494	0.20	26,996	0.20
<hr/>							
Total Function 2152	SPEECH PATHOLOGY SERVICES	0	29,906	24,494	0.20	26,996	0.20
Function 2410	OFFICE OF THE PRINCIPAL						
Area 000	UNDESIGNATED						
112	CLASSIFIED SALARIES	0	0	0	0.00	23,023	0.50
113	ADMINISTRATORS	71,252	74,334	80,210	0.60	85,409	0.60
138	MILEAGE STIPEND	450	450	450	0.00	450	0.00
100	SALARIES	71,702	74,784	80,660	0.60	108,882	1.10

Requirements Report

2022-23 Actuals 2023-24 Actuals Current Year Budget Current Year FTE Proposed 25-26 Budget Proposed 25-26 FTE

Center 408 PHOENIX-TALENT RISING ACADEMY

Fund 100 GENERAL FUND

Function 2490 OTHER SUPPORT SERVICES-SCHOOL ADMIN

Area 000 UNDESIGNATED

415	MISCELLANEOUS & TECH SUPPLIES	20	0	0	0.00	0	0.00
460	NON-CONSUMABLE ITEMS	239	0	0	0.00	0	0.00
470	COMPUTER SOFTWARE	134	0	0	0.00	0	0.00

400	SUPPLIES AND MATERIALS	622	0	0	0.00	0	0.00
------------	-------------------------------	------------	----------	----------	-------------	----------	-------------

640	DUES AND FEES	1,214	0	0	0.00	0	0.00
-----	---------------	-------	---	---	------	---	------

600	OTHER OBJECTS	1,214	0	0	0.00	0	0.00
------------	----------------------	--------------	----------	----------	-------------	----------	-------------

Total Area	000 UNDESIGNATED	1,838	0	0	0.00	0	0.00
-------------------	-------------------------	--------------	----------	----------	-------------	----------	-------------

Total Function	2490 OTHER SUPPORT SERVICES-SCHOOL ADMIN	1,838	0	0	0.00	0	0.00
-----------------------	---	--------------	----------	----------	-------------	----------	-------------

Function 2551 SERVICE AREA DIRECTION

Area 250 OTHER EXTRACURRICULAR STUDENT ACTIVITIES

331	REIMBURSABLE STUDENT TRANSPORTATION	0	30	0	0.00	0	0.00
-----	-------------------------------------	---	----	---	------	---	------

300	PURCHASED SERVICES	0	30	0	0.00	0	0.00
------------	---------------------------	----------	-----------	----------	-------------	----------	-------------

Total Area	250 OTHER EXTRACURRICULAR STUDENT ACTIVITIES	0	30	0	0.00	0	0.00
-------------------	---	----------	-----------	----------	-------------	----------	-------------

Total Function	2551 SERVICE AREA DIRECTION	0	30	0	0.00	0	0.00
-----------------------	------------------------------------	----------	-----------	----------	-------------	----------	-------------

Major Function	2000 SUPPORT SERVICES	105,696	141,185	148,679	0.80	204,464	1.30
-----------------------	------------------------------	----------------	----------------	----------------	-------------	----------------	-------------

Total Fund	100 GENERAL FUND	110,672	148,260	156,679	0.80	213,464	1.30
-------------------	-------------------------	----------------	----------------	----------------	-------------	----------------	-------------

Total Center	408 PHOENIX-TALENT RISING ACADEMY	110,672	148,260	156,679	0.80	213,464	1.30
---------------------	--	----------------	----------------	----------------	-------------	----------------	-------------

Requirements Report

2022-23 Actuals 2023-24 Actuals Current Year Budget Current Year FTE Proposed 25-26 Budget Proposed 25-26 FTE

Center 409 PTS RISING EARLY LEARNING CENTER

Fund 100 GENERAL FUND

Function 1140 PRE-KINDERGARTEN PROGRAMS

Area 050 GENERAL CLASSROOM INSTRUCTION

314	INSTRUCTIONAL SERVICES- CLASSIFIED I.A. SUBS	0	0	0	0.00	10,000	0.00
319	OTHER INSTRUCTIONAL, PROF & TECHNICAL SRVE	0	0	0	0.00	200	0.00
353	POSTAGE	0	0	0	0.00	100	0.00

300 PURCHASED SERVICES 0 0 0 0.00 10,300 0.00

411	CLASSROOM/LAB SUPPLIES	0	0	0	0.00	1,000	0.00
414	FOOD SUPPLIES	0	0	0	0.00	1,500	0.00
415	MISCELLANEOUS & TECH SUPPLIES	0	0	0	0.00	300	0.00
416	NETWORK PRINTER SUPPLIES	0	0	0	0.00	300	0.00
420	TEXTBOOKS	0	0	0	0.00	500	0.00
460	NON-CONSUMABLE ITEMS	0	0	0	0.00	300	0.00
470	COMPUTER SOFTWARE	0	0	0	0.00	300	0.00
480	COMPUTER HARDWARE	0	0	0	0.00	500	0.00

400 SUPPLIES AND MATERIALS 0 0 0 0.00 4,700 0.00

Total Area 050 GENERAL CLASSROOM INSTRUCTION 0 0 0 0.00 15,000 0.00

Total Function 1140 PRE-KINDERGARTEN PROGRAMS 0 0 0 0.00 15,000 0.00

Major Function 1000 INSTRUCTION 0 0 0 0.00 15,000 0.00

Function 2490 OTHER SUPPORT SERVICES-SCHOOL ADMIN

Area 000 UNDESIGNATED

411	CLASSROOM/LAB SUPPLIES	0	0	0	0.00	2,000	0.00
412	OFFICE SUPPLIES	0	0	0	0.00	500	0.00
414	FOOD SUPPLIES	0	0	0	0.00	1,000	0.00
415	MISCELLANEOUS & TECH SUPPLIES	0	0	0	0.00	500	0.00
460	NON-CONSUMABLE ITEMS	0	0	0	0.00	1,000	0.00
470	COMPUTER SOFTWARE	0	0	0	0.00	1,000	0.00
480	COMPUTER HARDWARE	0	0	0	0.00	1,100	0.00

400 SUPPLIES AND MATERIALS 0 0 0 0.00 7,100 0.00

640	DUES AND FEES	0	0	0	0.00	1,200	0.00
-----	---------------	---	---	---	------	-------	------

600 OTHER OBJECTS 0 0 0 0.00 1,200 0.00

Total Area 000 UNDESIGNATED 0 0 0 0.00 8,300 0.00

Total Function 2490 OTHER SUPPORT SERVICES-SCHOOL ADMIN 0 0 0 0.00 8,300 0.00

Requirements Report

2022-23 Actuals 2023-24 Actuals Current Year Budget Current Year FTE Proposed 25-26 Budget Proposed 25-26 FTE

Center 409 PTS RISING EARLY LEARNING CENTER

Function 2542 CARE & UPKEEP - BUILDINGS

Area 000 UNDESIGNATED

413 CUSTODIAL/MAINTENANCE SUPPLIES 0 0 0 0.00 1,000 0.00

400 SUPPLIES AND MATERIALS 0 0 0 0.00 1,000 0.00

Total Area 000 UNDESIGNATED 0 0 0 0.00 1,000 0.00

Total Function 2542 CARE & UPKEEP - BUILDINGS 0 0 0 0.00 1,000 0.00

Function 2669 OTHER TECHNOLOGY SERVICES

Area 000 UNDESIGNATED

351 TELEPHONE 0 0 0 0.00 700 0.00

300 PURCHASED SERVICES 0 0 0 0.00 700 0.00

Total Area 000 UNDESIGNATED 0 0 0 0.00 700 0.00

Total Function 2669 OTHER TECHNOLOGY SERVICES 0 0 0 0.00 700 0.00

Major Function 2000 SUPPORT SERVICES 0 0 0 0.00 10,000 0.00

Total Fund 100 GENERAL FUND 0 0 0 0.00 25,000 0.00

Total Center 409 PTS RISING EARLY LEARNING CENTER 0 0 0 0.00 25,000 0.00

Requirements Report

2022-23 Actuals 2023-24 Actuals Current Year Budget Current Year FTE Proposed 25-26 Budget Proposed 25-26 FTE

Center 907 SPECIAL EDUCATION

Fund 100 GENERAL FUND

Function 1220 RESTRICTIVE PROGRAMS FOR STUDENTS W/DISABILITIES

Area 320 SPECIAL EDUCATION

112	CLASSIFIED SALARIES	12,401	31,359	33,869	0.94	0	0.00
132	ADDITIONAL CLAS SALARY	11	0	0	0.00	0	0.00

100	SALARIES	12,413	31,359	33,869	0.94	0	0.00
------------	-----------------	---------------	---------------	---------------	-------------	----------	-------------

212	EMPLOYEE CONTRIBUTION, PICK-UP	517	1,882	2,032	0.00	0	0.00
216	EMPLOYER CONTRIBUTION OPSRP	880	3,538	3,641	0.00	0	0.00
220	SOCIAL SECURITY ADMINISTRATION	950	2,399	2,591	0.00	0	0.00
231	WORKERS' COMPENSATION	62	73	162	0.00	0	0.00
232	UNEMPLOYMENT COMPENSATION	0	0	718	0.00	0	0.00
233	OR PFMLI	0	125	135	0.00	0	0.00
240	CONTRACTUAL EMPLOYEE BENEFITS	7,761	17,335	18,871	0.00	0	0.00

200	ASSOCIATED PAYROLL COSTS	10,169	25,352	28,151	0.00	0	0.00
------------	---------------------------------	---------------	---------------	---------------	-------------	----------	-------------

314	INSTRUCTIONAL SERVICES- CLASSIFIED I.A. SUBS*	320	134	10,000	0.00	10,000	0.00
319	OTHER INSTRUCTIONAL, PROF & TECHNICAL SRVE	0	20	0	0.00	0	0.00

300	PURCHASED SERVICES	320	154	10,000	0.00	10,000	0.00
------------	---------------------------	------------	------------	---------------	-------------	---------------	-------------

411	CLASSROOM/LAB SUPPLIES	2,715	3,215	7,000	0.00	7,000	0.00
415	MISCELLANEOUS & TECH SUPPLIES	2,652	2,490	3,000	0.00	3,000	0.00
420	TEXTBOOKS	1,819	0	2,000	0.00	2,000	0.00
460	NON-CONSUMABLE ITEMS	8,097	10,019	20,000	0.00	20,000	0.00
470	COMPUTER SOFTWARE	0	748	1,500	0.00	1,500	0.00
480	COMPUTER HARDWARE	2,106	0	2,500	0.00	2,500	0.00

400	SUPPLIES AND MATERIALS	17,389	16,472	36,000	0.00	36,000	0.00
------------	-------------------------------	---------------	---------------	---------------	-------------	---------------	-------------

Total Area	320 SPECIAL EDUCATION	40,290	73,337	108,019	0.94	46,000	0.00
-------------------	------------------------------	---------------	---------------	----------------	-------------	---------------	-------------

Total Function	1220 RESTRICTIVE PROGRAMS FOR STUDENTS W/DISABILITIES	40,290	73,337	108,019	0.94	46,000	0.00
-----------------------	--	---------------	---------------	----------------	-------------	---------------	-------------

Function 1221 LEARNING CENTERS - STRUCTURED AND INTENSIVE

Area 320 SPECIAL EDUCATION

111	LICENSED SALARIES	58,355	58,921	63,181	1.00	0	0.00
112	CLASSIFIED SALARIES	79,869	125,942	153,401	4.69	0	0.00
121	SUBSTITUTES - LICENSED	4,897	1,125	3,000	0.00	0	0.00
131	ADDITIONAL CERT SALARY	817	0	0	0.00	0	0.00
132	ADDITIONAL CLAS SALARY	1,180	776	2,000	0.00	0	0.00

100	SALARIES	145,118	186,763	221,582	5.69	0	0.00
------------	-----------------	----------------	----------------	----------------	-------------	----------	-------------

212	EMPLOYEE CONTRIBUTION, PICK-UP	8,714	10,539	12,995	0.00	0	0.00
216	EMPLOYER CONTRIBUTION OPSRP	14,844	18,883	26,283	0.00	0	0.00

Requirements Report

2022-23 Actuals 2023-24 Actuals Current Year Budget Current Year FTE Proposed 25-26 Budget Proposed 25-26 FTE

Center 907 SPECIAL EDUCATION

Fund 100 GENERAL FUND

Function 1221 LEARNING CENTERS - STRUCTURED AND INTENSIVE

Area 320 SPECIAL EDUCATION

217	RETIREE TIER 1 & 2 CONTRIBUTION	0	115	0	0.00	0	0.00
220	SOCIAL SECURITY ADMINISTRATION	10,501	14,116	21,878	0.00	0	0.00
231	WORKERS' COMPENSATION	435	437	1,033	0.00	0	0.00
232	UNEMPLOYMENT COMPENSATION	0	0	4,539	0.00	0	0.00
233	OR PFMLI	0	738	856	0.00	0	0.00
240	CONTRACTUAL EMPLOYEE BENEFITS	76,151	98,916	102,516	0.00	0	0.00

200 ASSOCIATED PAYROLL COSTS 110,646 143,744 170,099 0.00 0 0.00

311	INSTRUCTIONAL SERVICES	5,000	488	5,000	0.00	0	0.00
314	INSTRUCTIONAL SERVICES- CLASSIFIED I.A. SUBS*	5,274	3,094	5,000	0.00	0	0.00
342	TRAVEL, OUT OF DISTRICT	1,133	0	5,000	0.00	5,000	0.00

300 PURCHASED SERVICES 11,407 3,582 15,000 0.00 5,000 0.00

411	CLASSROOM/LAB SUPPLIES	511	599	1,000	0.00	700	0.00
415	MISCELLANEOUS & TECH SUPPLIES	106	123	200	0.00	200	0.00
420	TEXTBOOKS	239	70	1,000	0.00	1,000	0.00
460	NON-CONSUMABLE ITEMS	0	23	1,000	0.00	600	0.00
470	COMPUTER SOFTWARE	2,592	799	3,700	0.00	3,700	0.00
480	COMPUTER HARDWARE	0	1,429	7,000	0.00	7,000	0.00

400 SUPPLIES AND MATERIALS 3,449 3,043 13,900 0.00 13,200 0.00

541	INITIAL & ADDITIONAL EQUIPMENT PURCHASE	0	57,617	0	0.00	0	0.00
-----	---	---	--------	---	------	---	------

500 CAPITAL OUTLAY 0 57,617 0 0.00 0 0.00

Total Area 320 SPECIAL EDUCATION 270,619 394,750 420,581 5.69 18,200 0.00

Total Function 1221 LEARNING CENTERS - STRUCTURED AND INTENSIVE 270,619 394,750 420,581 5.69 18,200 0.00

Function 1223 COMMUNITY TRANSITION CENTERS

Area 320 SPECIAL EDUCATION

111	LICENSED SALARIES	68,797	74,866	79,229	1.00	84,298	1.00
112	CLASSIFIED SALARIES	32,725	34,512	60,522	1.74	48,544	1.25
122	SUBSTITUTES - CLASSIFIED	1,454	0	0	0.00	0	0.00
132	ADDITIONAL CLAS SALARY	174	12	0	0.00	0	0.00

100 SALARIES 103,151 109,390 139,751 2.74 132,842 2.25

212	EMPLOYEE CONTRIBUTION, PICK-UP	6,102	6,563	8,385	0.00	7,971	0.00
216	EMPLOYER CONTRIBUTION OPSRP	10,393	11,760	15,023	0.00	23,739	0.00
217	RETIREE TIER 1 & 2 CONTRIBUTION	319	0	0	0.00	0	0.00
220	SOCIAL SECURITY ADMINISTRATION	7,891	8,368	10,691	0.00	10,162	0.00

Requirements Report

2022-23 Actuals 2023-24 Actuals Current Year Budget Current Year FTE Proposed 25-26 Budget Proposed 25-26 FTE

Center 907 SPECIAL EDUCATION

Fund 100 GENERAL FUND

Function 1227 EXTENDED SCHOOL YEAR PROGRAMS

Area 320 SPECIAL EDUCATION

331	REIMBURSABLE STUDENT TRANSPORTATION	0	0	5,000	0.00	5,000	0.00
332	NON-REIMBURSABLE STUDENT TRANSPORTATION	0	0	5,000	0.00	5,000	0.00

300	PURCHASED SERVICES	0	0	10,000	0.00	10,000	0.00
------------	---------------------------	----------	----------	---------------	-------------	---------------	-------------

Total Area	320 SPECIAL EDUCATION	0	0	10,000	0.00	10,000	0.00
-------------------	------------------------------	----------	----------	---------------	-------------	---------------	-------------

Total Function	1227 EXTENDED SCHOOL YEAR PROGRAMS	0	0	10,000	0.00	10,000	0.00
-----------------------	---	----------	----------	---------------	-------------	---------------	-------------

Function 1250 LESS RESTRICTIVE PROGRAMS FOR STUDENTS W/DISAB.

Area 320 SPECIAL EDUCATION

112	CLASSIFIED SALARIES	49,857	14,120	22,957	0.47	0	0.00
121	SUBSTITUTES - LICENSED	226	79	0	0.00	0	0.00
122	SUBSTITUTES - CLASSIFIED	151	96	0	0.00	0	0.00
131	ADDITIONAL CERT SALARY	2,193	12,634	10,000	0.00	15,000	0.00
132	ADDITIONAL CLAS SALARY	82	3,076	2,000	0.00	18,715	0.00

100	SALARIES	52,510	30,005	34,957	0.47	33,715	0.00
------------	-----------------	---------------	---------------	---------------	-------------	---------------	-------------

211	EMPLOYER CONTRIBUTION TIER 1 & 2	30	1,082	0	0.00	0	0.00
212	EMPLOYEE CONTRIBUTION, PICK-UP	3,075	487	0	0.00	0	0.00
216	EMPLOYER CONTRIBUTION OPSRP	5,215	864	0	0.00	0	0.00
217	RETIREE TIER 1 & 2 CONTRIBUTION	292	2,772	3,120	0.00	3,940	0.00
220	SOCIAL SECURITY ADMINISTRATION	3,973	2,293	1,756	0.00	1,432	0.00
231	WORKERS' COMPENSATION	158	34	12	0.00	10	0.00
232	UNEMPLOYMENT COMPENSATION	0	0	487	0.00	281	0.00
233	OR PFMLI	0	120	92	0.00	75	0.00
240	CONTRACTUAL EMPLOYEE BENEFITS	38,105	0	0	0.00	0	0.00

200	ASSOCIATED PAYROLL COSTS	50,848	7,651	5,467	0.00	5,737	0.00
------------	---------------------------------	---------------	--------------	--------------	-------------	--------------	-------------

311	INSTRUCTIONAL SERVICES	0	0	10,000	0.00	8,000	0.00
314	INSTRUCTIONAL SERVICES- CLASSIFIED I.A. SUBS'	0	0	0	0.00	2,000	0.00
319	OTHER INSTRUCTIONAL, PROF & TECHNICAL SRVCE	44	0	0	0.00	0	0.00
322	REPAIRS & MAINTENANCE SERVICES	0	0	225	0.00	225	0.00
341	TRAVEL, LOCAL IN DISTRICT	0	48	135	0.00	135	0.00
342	TRAVEL, OUT OF DISTRICT	50	0	0	0.00	0	0.00
343	TRAVEL-STUDENT, OUT OF DISTRICT	462	0	263	0.00	263	0.00
353	POSTAGE	79	27	0	0.00	0	0.00
355	PRINTING AND BINDING	0	113	200	0.00	200	0.00

300	PURCHASED SERVICES	634	187	10,823	0.00	10,823	0.00
------------	---------------------------	------------	------------	---------------	-------------	---------------	-------------

411	CLASSROOM/LAB SUPPLIES	2,135	299	5,933	0.00	5,933	0.00
-----	------------------------	-------	-----	-------	------	-------	------

Requirements Report

2022-23 Actuals 2023-24 Actuals Current Year Budget Current Year FTE Proposed 25-26 Budget Proposed 25-26 FTE

Center 907 SPECIAL EDUCATION

Function 2140 PSYCHOLOGICAL SERVICES

Area 320 SPECIAL EDUCATION

111 LICENSED SALARIES	73,531	83,302	88,053	1.00	92,928	1.00
131 ADDITIONAL CERT SALARY	160	35	0	0.00	0	0.00

100 SALARIES	73,691	83,338	88,053	1.00	92,928	1.00
---------------------	---------------	---------------	---------------	-------------	---------------	-------------

212 EMPLOYEE CONTRIBUTION, PICK-UP	4,421	5,010	5,283	0.00	5,576	0.00
216 EMPLOYER CONTRIBUTION OPSRP	7,531	8,977	9,466	0.00	16,606	0.00
220 SOCIAL SECURITY ADMINISTRATION	5,630	6,388	6,736	0.00	7,109	0.00
231 WORKERS' COMPENSATION	206	184	401	0.00	430	0.00
232 UNEMPLOYMENT COMPENSATION	0	0	1,867	0.00	1,394	0.00
233 OR PFMLI	0	334	352	0.00	372	0.00
240 CONTRACTUAL EMPLOYEE BENEFITS	19,033	2,343	3,063	0.00	2,988	0.00

200 ASSOCIATED PAYROLL COSTS	36,822	23,236	27,168	0.00	34,474	0.00
-------------------------------------	---------------	---------------	---------------	-------------	---------------	-------------

341 TRAVEL, LOCAL IN DISTRICT	796	616	1,200	0.00	1,200	0.00
342 TRAVEL, OUT OF DISTRICT	1,441	165	1,500	0.00	1,500	0.00

300 PURCHASED SERVICES	2,237	781	2,700	0.00	2,700	0.00
-------------------------------	--------------	------------	--------------	-------------	--------------	-------------

411 CLASSROOM/LAB SUPPLIES	3,346	6,212	2,550	0.00	2,550	0.00
415 MISCELLANEOUS & TECH SUPPLIES	194	132	100	0.00	100	0.00
460 NON-CONSUMABLE ITEMS	60	129	300	0.00	300	0.00
470 COMPUTER SOFTWARE	0	0	650	0.00	650	0.00
480 COMPUTER HARDWARE	440	1,279	2,000	0.00	2,000	0.00

400 SUPPLIES AND MATERIALS	4,039	7,752	5,600	0.00	5,600	0.00
-----------------------------------	--------------	--------------	--------------	-------------	--------------	-------------

Total Area 320 SPECIAL EDUCATION	116,789	115,107	123,520	1.00	135,703	1.00
---	----------------	----------------	----------------	-------------	----------------	-------------

Total Function 2140 PSYCHOLOGICAL SERVICES	116,789	115,107	123,520	1.00	135,703	1.00
---	----------------	----------------	----------------	-------------	----------------	-------------

Function 2150 SPEECH PATHOLOGY & AUDIOLOGY SERVICES

Area 320 SPECIAL EDUCATION

112 CLASSIFIED SALARIES	0	0	49,019	1.00	0	0.00
-------------------------	---	---	--------	------	---	------

100 SALARIES	0	0	49,019	1.00	0	0.00
---------------------	----------	----------	---------------	-------------	----------	-------------

212 EMPLOYEE CONTRIBUTION, PICK-UP	0	0	2,941	0.00	0	0.00
216 EMPLOYER CONTRIBUTION OPSRP	0	0	5,270	0.00	0	0.00
220 SOCIAL SECURITY ADMINISTRATION	0	0	3,604	0.00	0	0.00
231 WORKERS' COMPENSATION	0	0	230	0.00	0	0.00
232 UNEMPLOYMENT COMPENSATION	0	0	999	0.00	0	0.00
233 OR PFMLI	0	0	189	0.00	0	0.00
240 CONTRACTUAL EMPLOYEE BENEFITS	0	0	20,501	0.00	0	0.00

200 ASSOCIATED PAYROLL COSTS	0	0	33,734	0.00	0	0.00
-------------------------------------	----------	----------	---------------	-------------	----------	-------------

Requirements Report

2022-23 Actuals 2023-24 Actuals Current Year Budget Current Year FTE Proposed 25-26 Budget Proposed 25-26 FTE

Center 907 SPECIAL EDUCATION

Fund 100 GENERAL FUND

Function 2150 SPEECH PATHOLOGY & AUDIOLOGY SERVICES

Area 320 SPECIAL EDUCATION

322 REPAIRS & MAINTENANCE SERVICES	0	0	450	0.00	450	0.00
------------------------------------	---	---	-----	------	-----	------

300 PURCHASED SERVICES	0	0	450	0.00	450	0.00
-------------------------------	----------	----------	------------	-------------	------------	-------------

415 MISCELLANEOUS & TECH SUPPLIES	0	32	0	0.00	0	0.00
-----------------------------------	---	----	---	------	---	------

400 SUPPLIES AND MATERIALS	0	32	0	0.00	0	0.00
-----------------------------------	----------	-----------	----------	-------------	----------	-------------

Total Area 320 SPECIAL EDUCATION	0	32	83,203	1.00	450	0.00
---	----------	-----------	---------------	-------------	------------	-------------

Total Function 2150 SPEECH PATHOLOGY & AUDIOLOGY SERVICES	0	32	83,203	1.00	450	0.00
--	----------	-----------	---------------	-------------	------------	-------------

Function 2152 SPEECH PATHOLOGY SERVICES

Area 320 SPECIAL EDUCATION

319 OTHER INSTRUCTIONAL, PROF & TECHNICAL SRVE	0	0	100	0.00	100	0.00
--	---	---	-----	------	-----	------

341 TRAVEL, LOCAL IN DISTRICT	0	106	600	0.00	200	0.00
-------------------------------	---	-----	-----	------	-----	------

342 TRAVEL, OUT OF DISTRICT	856	0	315	0.00	315	0.00
-----------------------------	-----	---	-----	------	-----	------

300 PURCHASED SERVICES	856	106	1,015	0.00	615	0.00
-------------------------------	------------	------------	--------------	-------------	------------	-------------

411 CLASSROOM/LAB SUPPLIES	3,016	1,977	3,000	0.00	2,000	0.00
----------------------------	-------	-------	-------	------	-------	------

415 MISCELLANEOUS & TECH SUPPLIES	98	764	0	0.00	0	0.00
-----------------------------------	----	-----	---	------	---	------

460 NON-CONSUMABLE ITEMS	0	0	210	0.00	0	0.00
--------------------------	---	---	-----	------	---	------

470 COMPUTER SOFTWARE	2,320	4,748	500	0.00	3,000	0.00
-----------------------	-------	-------	-----	------	-------	------

480 COMPUTER HARDWARE	338	1,682	1,525	0.00	1,525	0.00
-----------------------	-----	-------	-------	------	-------	------

400 SUPPLIES AND MATERIALS	5,773	9,170	5,235	0.00	6,525	0.00
-----------------------------------	--------------	--------------	--------------	-------------	--------------	-------------

640 DUES AND FEES	309	744	1,890	0.00	1,000	0.00
-------------------	-----	-----	-------	------	-------	------

600 OTHER OBJECTS	309	744	1,890	0.00	1,000	0.00
--------------------------	------------	------------	--------------	-------------	--------------	-------------

Total Area 320 SPECIAL EDUCATION	6,938	10,020	8,140	0.00	8,140	0.00
---	--------------	---------------	--------------	-------------	--------------	-------------

Total Function 2152 SPEECH PATHOLOGY SERVICES	6,938	10,020	8,140	0.00	8,140	0.00
--	--------------	---------------	--------------	-------------	--------------	-------------

Function 2153 AUDIOLOGY SERVICES

Area 320 SPECIAL EDUCATION

322 REPAIRS & MAINTENANCE SERVICES	450	290	0	0.00	0	0.00
------------------------------------	-----	-----	---	------	---	------

300 PURCHASED SERVICES	450	290	0	0.00	0	0.00
-------------------------------	------------	------------	----------	-------------	----------	-------------

411 CLASSROOM/LAB SUPPLIES	0	0	105	0.00	105	0.00
----------------------------	---	---	-----	------	-----	------

Requirements Report

2022-23 Actuals 2023-24 Actuals Current Year Budget Current Year FTE Proposed 25-26 Budget Proposed 25-26 FTE

Center 907 SPECIAL EDUCATION

Fund 100 GENERAL FUND

Function 2153 AUDIOLOGY SERVICES

Area 320 SPECIAL EDUCATION

415	MISCELLANEOUS & TECH SUPPLIES	0	0	100	0.00	100	0.00
460	NON-CONSUMABLE ITEMS	0	0	1,920	0.00	1,920	0.00
400	SUPPLIES AND MATERIALS	0	0	2,125	0.00	2,125	0.00

Total Area 320 SPECIAL EDUCATION 450 290 2,125 0.00 2,125 0.00

Total Function 2153 AUDIOLOGY SERVICES 450 290 2,125 0.00 2,125 0.00

Function 2190 SERVICE DIRECTION, STUDENT SUPPORT SERVICES

Area 000 UNDESIGNATED

132	ADDITIONAL CLAS SALARY	1,369	0	0	0.00	0	0.00
100	SALARIES	1,369	0	0	0.00	0	0.00
212	EMPLOYEE CONTRIBUTION, PICK-UP	82	0	0	0.00	0	0.00
216	EMPLOYER CONTRIBUTION OPSRP	140	0	0	0.00	0	0.00
220	SOCIAL SECURITY ADMINISTRATION	100	0	0	0.00	0	0.00
231	WORKERS' COMPENSATION	7	0	0	0.00	0	0.00
200	ASSOCIATED PAYROLL COSTS	329	0	0	0.00	0	0.00

Total Area 000 UNDESIGNATED 1,698 0 0 0.00 0 0.00

Area 320 SPECIAL EDUCATION

112	CLASSIFIED SALARIES	46,870	47,717	51,959	0.75	61,191	0.75
113	ADMINISTRATORS	77,801	81,448	81,966	0.50	89,040	0.50
132	ADDITIONAL CLAS SALARY	107	140	0	0.00	0	0.00
138	MILEAGE STIPEND	2,000	2,000	2,000	0.00	2,000	0.00
100	SALARIES	126,778	131,305	135,925	1.25	152,231	1.25
211	EMPLOYER CONTRIBUTION TIER 1 & 2	10,753	11,341	11,411	0.00	19,164	0.00
212	EMPLOYEE CONTRIBUTION, PICK-UP	7,523	7,878	8,156	0.00	9,134	0.00
216	EMPLOYER CONTRIBUTION OPSRP	4,570	5,151	5,586	0.00	10,935	0.00
220	SOCIAL SECURITY ADMINISTRATION	9,264	9,598	10,377	0.00	11,625	0.00
231	WORKERS' COMPENSATION	354	288	655	0.00	693	0.00
232	UNEMPLOYMENT COMPENSATION	0	0	2,876	0.00	2,279	0.00
233	OR PFMLI	0	436	543	0.00	608	0.00
240	CONTRACTUAL EMPLOYEE BENEFITS	32,640	33,381	35,364	0.00	36,385	0.00
200	ASSOCIATED PAYROLL COSTS	65,104	68,074	74,967	0.00	90,822	0.00
318	PROF & IMPROVE COSTS NON-INSTRUCTIONAL ST.	0	0	2,490	0.00	2,490	0.00

Requirements Report

2022-23 Actuals 2023-24 Actuals Current Year Budget Current Year FTE Proposed 25-26 Budget Proposed 25-26 FTE

Center 907 SPECIAL EDUCATION

Fund 100 GENERAL FUND

Function 2551 SERVICE AREA DIRECTION

Area 320 SPECIAL EDUCATION

331 REIMBURSABLE STUDENT TRANSPORTATION 0 0 510 0.00 510 0.00

300 PURCHASED SERVICES 0 0 510 0.00 510 0.00

Total Area 320 SPECIAL EDUCATION 0 0 510 0.00 510 0.00

Total Function 2551 SERVICE AREA DIRECTION 0 0 510 0.00 510 0.00

Function 2552 VEHICLE OPERATION SERVICES

Area 320 SPECIAL EDUCATION

343 TRAVEL-STUDENT, OUT OF DISTRICT 550 550 1,000 0.00 1,000 0.00

300 PURCHASED SERVICES 550 550 1,000 0.00 1,000 0.00

Total Area 320 SPECIAL EDUCATION 550 550 1,000 0.00 1,000 0.00

Total Function 2552 VEHICLE OPERATION SERVICES 550 550 1,000 0.00 1,000 0.00

Major Function 2000 SUPPORT SERVICES 376,974 337,641 447,679 3.25 409,270 2.25

Total Fund 100 GENERAL FUND 1,058,841 1,133,485 1,401,541 13.08 915,487 4.50

Total Center 907 SPECIAL EDUCATION 1,058,841 1,133,485 1,401,541 13.08 915,487 4.50

Requirements Report

2022-23 Actuals 2023-24 Actuals Current Year Budget Current Year FTE Proposed 25-26 Budget Proposed 25-26 FTE

Center 908 INSTRUCTIONAL SERVICES

Fund 100 GENERAL FUND

Function 1111 ELEMENTARY, K-5

Area 000 UNDESIGNATED

411	CLASSROOM/LAB SUPPLIES	204	0	0	0.00	0	0.00
470	COMPUTER SOFTWARE	180	0	0	0.00	0	0.00
480	COMPUTER HARDWARE	0	0	5,250	0.00	0	0.00

400	SUPPLIES AND MATERIALS	384	0	5,250	0.00	0	0.00
------------	-------------------------------	------------	----------	--------------	-------------	----------	-------------

Total Area	000 UNDESIGNATED	384	0	5,250	0.00	0	0.00
-------------------	-------------------------	------------	----------	--------------	-------------	----------	-------------

Area 050 GENERAL CLASSROOM INSTRUCTION

420	TEXTBOOKS	608,393	5,520	0	0.00	0	0.00
-----	-----------	---------	-------	---	------	---	------

400	SUPPLIES AND MATERIALS	608,393	5,520	0	0.00	0	0.00
------------	-------------------------------	----------------	--------------	----------	-------------	----------	-------------

Total Area	050 GENERAL CLASSROOM INSTRUCTION	608,393	5,520	0	0.00	0	0.00
-------------------	--	----------------	--------------	----------	-------------	----------	-------------

Area 132 INSTRUMENTAL MUSIC

353	POSTAGE	148	0	0	0.00	0	0.00
-----	---------	-----	---	---	------	---	------

300	PURCHASED SERVICES	148	0	0	0.00	0	0.00
------------	---------------------------	------------	----------	----------	-------------	----------	-------------

460	NON-CONSUMABLE ITEMS	0	34	0	0.00	0	0.00
-----	----------------------	---	----	---	------	---	------

400	SUPPLIES AND MATERIALS	0	34	0	0.00	0	0.00
------------	-------------------------------	----------	-----------	----------	-------------	----------	-------------

Total Area	132 INSTRUMENTAL MUSIC	148	34	0	0.00	0	0.00
-------------------	-------------------------------	------------	-----------	----------	-------------	----------	-------------

Total Function	1111 ELEMENTARY, K-5	608,925	5,554	5,250	0.00	0	0.00
-----------------------	-----------------------------	----------------	--------------	--------------	-------------	----------	-------------

Function 1121 MIDDLE/JUNIOR HIGH PROGRAMS

Area 050 GENERAL CLASSROOM INSTRUCTION

420	TEXTBOOKS	0	0	0	0.00	50,000	0.00
-----	-----------	---	---	---	------	--------	------

400	SUPPLIES AND MATERIALS	0	0	0	0.00	50,000	0.00
------------	-------------------------------	----------	----------	----------	-------------	---------------	-------------

Total Area	050 GENERAL CLASSROOM INSTRUCTION	0	0	0	0.00	50,000	0.00
-------------------	--	----------	----------	----------	-------------	---------------	-------------

Total Function	1121 MIDDLE/JUNIOR HIGH PROGRAMS	0	0	0	0.00	50,000	0.00
-----------------------	---	----------	----------	----------	-------------	---------------	-------------

Function 1131 HIGH SCHOOL PROGRAMS

Requirements Report

2022-23 Actuals	2023-24 Actuals	Current Year Budget	Current Year FTE	Proposed 25-26 Budget	Proposed 25-26 FTE
-----------------	-----------------	---------------------	------------------	-----------------------	--------------------

Center 908 INSTRUCTIONAL SERVICES

Fund 100 GENERAL FUND

Function 1131 HIGH SCHOOL PROGRAMS

Area 000 UNDESIGNATED

480	COMPUTER HARDWARE	0	0	20,000	0.00	0	0.00
-----	-------------------	---	---	--------	------	---	------

400	SUPPLIES AND MATERIALS	0	0	20,000	0.00	0	0.00
------------	-------------------------------	----------	----------	---------------	-------------	----------	-------------

Total Area	000 UNDESIGNATED	0	0	20,000	0.00	0	0.00
-------------------	-------------------------	----------	----------	---------------	-------------	----------	-------------

Total Function	1131 HIGH SCHOOL PROGRAMS	0	0	20,000	0.00	0	0.00
-----------------------	----------------------------------	----------	----------	---------------	-------------	----------	-------------

Function 1210 TALENTED & GIFTED

Area 000 UNDESIGNATED

319	OTHER INSTRUCTIONAL, PROF & TECHNICAL SRVE	0	2,937	3,360	0.00	3,360	0.00
-----	--	---	-------	-------	------	-------	------

374	OTHER TUITION	0	0	2,800	0.00	2,800	0.00
-----	---------------	---	---	-------	------	-------	------

300	PURCHASED SERVICES	0	2,937	6,160	0.00	6,160	0.00
------------	---------------------------	----------	--------------	--------------	-------------	--------------	-------------

411	CLASSROOM/LAB SUPPLIES	0	0	1,095	0.00	1,095	0.00
-----	------------------------	---	---	-------	------	-------	------

420	TEXTBOOKS	0	0	1,473	0.00	1,473	0.00
-----	-----------	---	---	-------	------	-------	------

400	SUPPLIES AND MATERIALS	0	0	2,567	0.00	2,567	0.00
------------	-------------------------------	----------	----------	--------------	-------------	--------------	-------------

640	DUES AND FEES	2,090	0	0	0.00	0	0.00
-----	---------------	-------	---	---	------	---	------

600	OTHER OBJECTS	2,090	0	0	0.00	0	0.00
------------	----------------------	--------------	----------	----------	-------------	----------	-------------

Total Area	000 UNDESIGNATED	2,090	2,937	8,727	0.00	8,727	0.00
-------------------	-------------------------	--------------	--------------	--------------	-------------	--------------	-------------

Total Function	1210 TALENTED & GIFTED	2,090	2,937	8,727	0.00	8,727	0.00
-----------------------	-----------------------------------	--------------	--------------	--------------	-------------	--------------	-------------

Function 1283 DISTRICT ALTERNATIVE PROGRAMS

Area 000 UNDESIGNATED

111	LICENSED SALARIES	26,002	0	30,591	0.50	0	0.00
-----	-------------------	--------	---	--------	------	---	------

131	ADDITIONAL CERT SALARY	1,451	0	0	0.00	0	0.00
-----	------------------------	-------	---	---	------	---	------

100	SALARIES	27,453	0	30,591	0.50	0	0.00
------------	-----------------	---------------	----------	---------------	-------------	----------	-------------

212	EMPLOYEE CONTRIBUTION, PICK-UP	1,560	0	1,836	0.00	0	0.00
-----	--------------------------------	-------	---	-------	------	---	------

216	EMPLOYER CONTRIBUTION OPSRP	2,658	0	3,288	0.00	0	0.00
-----	-----------------------------	-------	---	-------	------	---	------

220	SOCIAL SECURITY ADMINISTRATION	2,064	0	2,250	0.00	0	0.00
-----	--------------------------------	-------	---	-------	------	---	------

231	WORKERS' COMPENSATION	82	0	142	0.00	0	0.00
-----	-----------------------	----	---	-----	------	---	------

233	OR PFMLI	0	0	118	0.00	0	0.00
-----	----------	---	---	-----	------	---	------

240	CONTRACTUAL EMPLOYEE BENEFITS	9,018	0	10,240	0.00	0	0.00
-----	-------------------------------	-------	---	--------	------	---	------

200	ASSOCIATED PAYROLL COSTS	15,381	0	17,874	0.00	0	0.00
------------	---------------------------------	---------------	----------	---------------	-------------	----------	-------------

Requirements Report

2022-23 Actuals 2023-24 Actuals Current Year Budget Current Year FTE Proposed 25-26 Budget Proposed 25-26 FTE

Center 908 INSTRUCTIONAL SERVICES

Fund 100 GENERAL FUND

Function 1283 DISTRICT ALTERNATIVE PROGRAMS

Area 000 UNDESIGNATED

374 OTHER TUITION	980	0	0	0.00	0	0.00
300 PURCHASED SERVICES	980	0	0	0.00	0	0.00
411 CLASSROOM/LAB SUPPLIES	266	0	500	0.00	500	0.00
460 NON-CONSUMABLE ITEMS	30	0	0	0.00	0	0.00
470 COMPUTER SOFTWARE	990	990	7,350	0.00	7,350	0.00
480 COMPUTER HARDWARE	0	1,149	2,625	0.00	2,625	0.00
400 SUPPLIES AND MATERIALS	1,286	2,139	10,475	0.00	10,475	0.00

Total Area	000 UNDESIGNATED	45,100	2,139	58,939	0.50	10,475	0.00
-------------------	-------------------------	---------------	--------------	---------------	-------------	---------------	-------------

Total Function	1283 DISTRICT ALTERNATIVE PROGRAMS	45,100	2,139	58,939	0.50	10,475	0.00
-----------------------	---	---------------	--------------	---------------	-------------	---------------	-------------

Function 1291 ENGLISH LANGUAGE LEARNER - ORS 336.079

Area 000 UNDESIGNATED

111 LICENSED SALARIES	83,766	88,398	72,648	0.77	74,826	0.77
122 SUBSTITUTES - CLASSIFIED	152	0	0	0.00	0	0.00
132 ADDITIONAL CLAS SALARY	80	0	0	0.00	0	0.00
100 SALARIES	83,998	88,398	72,648	0.77	74,826	0.77
211 EMPLOYER CONTRIBUTION TIER 1 & 2	20	0	0	0.00	0	0.00
212 EMPLOYEE CONTRIBUTION, PICK-UP	5,040	5,304	4,359	0.00	4,490	0.00
216 EMPLOYER CONTRIBUTION OPSRP	8,569	9,503	7,810	0.00	13,371	0.00
220 SOCIAL SECURITY ADMINISTRATION	5,800	6,150	5,127	0.00	5,253	0.00
231 WORKERS' COMPENSATION	235	194	330	0.00	340	0.00
232 UNEMPLOYMENT COMPENSATION	0	0	1,421	0.00	1,030	0.00
233 OR PFMLI	0	322	268	0.00	275	0.00
240 CONTRACTUAL EMPLOYEE BENEFITS	18,330	19,102	15,702	0.00	16,162	0.00
200 ASSOCIATED PAYROLL COSTS	37,994	40,575	35,015	0.00	40,920	0.00
314 INSTRUCTIONAL SERVICES- CLASSIFIED I.A. SUBS*	102	0	0	0.00	0	0.00
324 RENTALS	200	0	0	0.00	0	0.00
342 TRAVEL, OUT OF DISTRICT	6	0	0	0.00	0	0.00
300 PURCHASED SERVICES	307	0	0	0.00	0	0.00
411 CLASSROOM/LAB SUPPLIES	635	56	1,050	0.00	1,050	0.00
414 FOOD SUPPLIES	9	0	0	0.00	0	0.00
415 MISCELLANEOUS & TECH SUPPLIES	200	0	105	0.00	105	0.00
420 TEXTBOOKS	0	3,267	0	0.00	0	0.00
470 COMPUTER SOFTWARE	0	134	0	0.00	0	0.00

Requirements Report

2022-23 Actuals 2023-24 Actuals Current Year Budget Current Year FTE Proposed 25-26 Budget Proposed 25-26 FTE

Center 908 INSTRUCTIONAL SERVICES

400 SUPPLIES AND MATERIALS 844 3,457 1,155 0.00 1,155 0.00

Total Area 000 UNDESIGNATED 123,143 132,430 108,819 0.77 116,902 0.77

Total Function 1291 ENGLISH LANGUAGE LEARNER - ORS 336.079 123,143 132,430 108,819 0.77 116,902 0.77

Function 1293 MIGRANT EDUCATION

Area 000 UNDESIGNATED

131 ADDITIONAL CERT SALARY 1,217 1,147 0 0.00 0 0.00
 132 ADDITIONAL CLAS SALARY 0 1,699 0 0.00 0 0.00

100 SALARIES 1,217 2,845 0 0.00 0 0.00

211 EMPLOYER CONTRIBUTION TIER 1 & 2 0 209 0 0.00 0 0.00
 212 EMPLOYEE CONTRIBUTION, PICK-UP 73 162 0 0.00 0 0.00
 216 EMPLOYER CONTRIBUTION OPSRP 124 126 0 0.00 0 0.00
 220 SOCIAL SECURITY ADMINISTRATION 89 210 0 0.00 0 0.00
 231 WORKERS' COMPENSATION 6 6 0 0.00 0 0.00
 233 OR PFMLI 0 11 0 0.00 0 0.00

200 ASSOCIATED PAYROLL COSTS 292 723 0 0.00 0 0.00

Total Area 000 UNDESIGNATED 1,509 3,569 0 0.00 0 0.00

Total Function 1293 MIGRANT EDUCATION 1,509 3,569 0 0.00 0 0.00

Function 1299 OTHER PROGRAMS

Area 291 PIRATES TO RAIDERS

349 OTHER TRAVEL 0 0 100 0.00 100 0.00

300 PURCHASED SERVICES 0 0 100 0.00 100 0.00

414 FOOD SUPPLIES 0 0 525 0.00 525 0.00

400 SUPPLIES AND MATERIALS 0 0 525 0.00 525 0.00

Total Area 291 PIRATES TO RAIDERS 0 0 625 0.00 625 0.00

Total Function 1299 OTHER PROGRAMS 0 0 625 0.00 625 0.00

Major Function 1000 INSTRUCTION 780,768 146,628 202,360 1.27 186,729 0.77

Function 2110 ATTENDANCE & SOCIAL WORK SERVICES

Area 000 UNDESIGNATED

331 REIMBURSABLE STUDENT TRANSPORTATION 0 0 1,000 0.00 1,000 0.00

Requirements Report

2022-23 Actuals 2023-24 Actuals Current Year Budget Current Year FTE Proposed 25-26 Budget Proposed 25-26 FTE

Center 908 INSTRUCTIONAL SERVICES

Fund 100 GENERAL FUND

Function 2110 ATTENDANCE & SOCIAL WORK SERVICES

Area 000 UNDESIGNATED

341 TRAVEL, LOCAL IN DISTRICT	0	0	540	0.00	540	0.00
-------------------------------	---	---	-----	------	-----	------

300 PURCHASED SERVICES	0	0	1,540	0.00	1,540	0.00
-------------------------------	----------	----------	--------------	-------------	--------------	-------------

Total Area 000 UNDESIGNATED	0	0	1,540	0.00	1,540	0.00
------------------------------------	----------	----------	--------------	-------------	--------------	-------------

Total Function 2110 ATTENDANCE & SOCIAL WORK SERVICES	0	0	1,540	0.00	1,540	0.00
--	----------	----------	--------------	-------------	--------------	-------------

Function 2113 SOCIAL WORK SERVICES

Area 000 UNDESIGNATED

319 OTHER INSTRUCTIONAL, PROF & TECHNICAL SRVE	0	0	1,400	0.00	7,000	0.00
--	---	---	-------	------	-------	------

342 TRAVEL, OUT OF DISTRICT	0	1,549	1,600	0.00	3,000	0.00
-----------------------------	---	-------	-------	------	-------	------

300 PURCHASED SERVICES	0	1,549	3,000	0.00	10,000	0.00
-------------------------------	----------	--------------	--------------	-------------	---------------	-------------

414 FOOD SUPPLIES	0	21	150	0.00	300	0.00
-------------------	---	----	-----	------	-----	------

415 MISCELLANEOUS & TECH SUPPLIES	0	0	383	0.00	6,700	0.00
-----------------------------------	---	---	-----	------	-------	------

400 SUPPLIES AND MATERIALS	0	21	533	0.00	7,000	0.00
-----------------------------------	----------	-----------	------------	-------------	--------------	-------------

640 DUES AND FEES	0	400	500	0.00	1,000	0.00
-------------------	---	-----	-----	------	-------	------

600 OTHER OBJECTS	0	400	500	0.00	1,000	0.00
--------------------------	----------	------------	------------	-------------	--------------	-------------

Total Area 000 UNDESIGNATED	0	1,970	4,033	0.00	18,000	0.00
------------------------------------	----------	--------------	--------------	-------------	---------------	-------------

Total Function 2113 SOCIAL WORK SERVICES	0	1,970	4,033	0.00	18,000	0.00
---	----------	--------------	--------------	-------------	---------------	-------------

Function 2129 OTHER GUIDANCE SERVICES

Area 000 UNDESIGNATED

389 OTHER NON-INSTRUCTIONAL PROF & TECH SRVS	0	0	18,000	0.00	18,000	0.00
--	---	---	--------	------	--------	------

300 PURCHASED SERVICES	0	0	18,000	0.00	18,000	0.00
-------------------------------	----------	----------	---------------	-------------	---------------	-------------

470 COMPUTER SOFTWARE	0	0	3,675	0.00	3,675	0.00
-----------------------	---	---	-------	------	-------	------

400 SUPPLIES AND MATERIALS	0	0	3,675	0.00	3,675	0.00
-----------------------------------	----------	----------	--------------	-------------	--------------	-------------

Total Area 000 UNDESIGNATED	0	0	21,675	0.00	21,675	0.00
------------------------------------	----------	----------	---------------	-------------	---------------	-------------

Total Function 2129 OTHER GUIDANCE SERVICES	0	0	21,675	0.00	21,675	0.00
--	----------	----------	---------------	-------------	---------------	-------------

Requirements Report

2022-23 Actuals 2023-24 Actuals Current Year Budget Current Year FTE Proposed 25-26 Budget Proposed 25-26 FTE

Center 908 INSTRUCTIONAL SERVICES

Fund 100 GENERAL FUND

Function 2132 MEDICAL SERVICES

Area 000 UNDESIGNATED

390 OTHER GENERAL PROF & TECHNOLOGICAL SERVII 0 134 0 0.00 0 0.00

300 PURCHASED SERVICES 0 134 0 0.00 0 0.00

Total Area 000 UNDESIGNATED 0 134 0 0.00 0 0.00

Total Function 2132 MEDICAL SERVICES 0 134 0 0.00 0 0.00

Function 2134 NURSE SERVICES

Area 000 UNDESIGNATED

341 TRAVEL, LOCAL IN DISTRICT 0 0 2,470 0.00 2,470 0.00

349 OTHER TRAVEL 683 0 350 0.00 350 0.00

389 OTHER NON-INSTRUCTIONAL PROF & TECH SRVS 0 0 1,000 0.00 1,000 0.00

300 PURCHASED SERVICES 683 0 3,820 0.00 3,820 0.00

411 CLASSROOM/LAB SUPPLIES 30 0 0 0.00 0 0.00

400 SUPPLIES AND MATERIALS 30 0 0 0.00 0 0.00

Total Area 000 UNDESIGNATED 713 0 3,820 0.00 3,820 0.00

Total Function 2134 NURSE SERVICES 713 0 3,820 0.00 3,820 0.00

Function 2139 OTHER HEALTH SERVICES

Area 000 UNDESIGNATED

411 CLASSROOM/LAB SUPPLIES 412 0 0 0.00 0 0.00

400 SUPPLIES AND MATERIALS 412 0 0 0.00 0 0.00

Total Area 000 UNDESIGNATED 412 0 0 0.00 0 0.00

Total Function 2139 OTHER HEALTH SERVICES 412 0 0 0.00 0 0.00

Function 2211 SERVICE AREA DIRECTION

Area 000 UNDESIGNATED

113 ADMINISTRATORS 77,801 81,448 81,965 0.50 89,040 0.50

138 MILEAGE STIPEND 2,000 2,000 2,000 0.00 2,000 0.00

100 SALARIES 79,801 83,448 83,965 0.50 91,040 0.50

Requirements Report

2022-23 Actuals 2023-24 Actuals Current Year Budget Current Year FTE Proposed 25-26 Budget Proposed 25-26 FTE

Center 908 INSTRUCTIONAL SERVICES

300	PURCHASED SERVICES	621	0	700	0.00	700	0.00
412	OFFICE SUPPLIES	0	0	142	0.00	142	0.00
414	FOOD SUPPLIES	96	230	1,575	0.00	1,575	0.00
415	MISCELLANEOUS & TECH SUPPLIES	0	0	315	0.00	315	0.00
470	COMPUTER SOFTWARE	305,623	0	26,250	0.00	26,250	0.00
400	SUPPLIES AND MATERIALS	305,719	230	28,282	0.00	28,282	0.00
<hr/>							
Total Area	000 UNDESIGNATED	307,288	28,476	59,424	0.00	83,248	0.00
<hr/>							
Total Function	2213 CURRICULUM DEVELOPMENT	307,288	28,476	59,424	0.00	83,248	0.00
<hr/>							
Function	2230 ASSESSMENT AND TESTING						
Area	000 UNDESIGNATED						
131	ADDITIONAL CERT SALARY	0	189	0	0.00	0	0.00
100	SALARIES	0	189	0	0.00	0	0.00
217	RETIREE TIER 1 & 2 CONTRIBUTION	0	26	0	0.00	0	0.00
220	SOCIAL SECURITY ADMINISTRATION	0	14	0	0.00	0	0.00
231	WORKERS' COMPENSATION	0	0	0	0.00	0	0.00
233	OR PFMLI	0	0	0	0.00	0	0.00
200	ASSOCIATED PAYROLL COSTS	0	41	0	0.00	0	0.00
411	CLASSROOM/LAB SUPPLIES	0	0	4,200	0.00	4,200	0.00
400	SUPPLIES AND MATERIALS	0	0	4,200	0.00	4,200	0.00
640	DUES AND FEES	0	0	178	0.00	178	0.00
600	OTHER OBJECTS	0	0	178	0.00	178	0.00
<hr/>							
Total Area	000 UNDESIGNATED	0	230	4,378	0.00	4,378	0.00
<hr/>							
Total Function	2230 ASSESSMENT AND TESTING	0	230	4,378	0.00	4,378	0.00
<hr/>							
Function	2240 INSTRUCTIONAL STAFF DEVELOPMENT						
Area	000 UNDESIGNATED						
121	SUBSTITUTES - LICENSED	1,312	0	0	0.00	0	0.00
132	ADDITIONAL CLAS SALARY	0	0	11,750	0.00	0	0.00
100	SALARIES	1,312	0	11,750	0.00	0	0.00
211	EMPLOYER CONTRIBUTION TIER 1 & 2	0	0	238	0.00	0	0.00
212	EMPLOYEE CONTRIBUTION, PICK-UP	77	0	705	0.00	0	0.00
216	EMPLOYER CONTRIBUTION OPSRP	131	0	1,075	0.00	0	0.00
217	RETIREE TIER 1 & 2 CONTRIBUTION	90	0	0	0.00	0	0.00
220	SOCIAL SECURITY ADMINISTRATION	100	0	898	0.00	0	0.00

Requirements Report

2022-23 Actuals 2023-24 Actuals Current Year Budget Current Year FTE Proposed 25-26 Budget Proposed 25-26 FTE

Center 908 INSTRUCTIONAL SERVICES

Fund 100 GENERAL FUND

Function 2240 INSTRUCTIONAL STAFF DEVELOPMENT

Area 000 UNDESIGNATED

231	WORKERS' COMPENSATION	3	0	66	0.00	0	0.00
232	UNEMPLOYMENT COMPENSATION	0	0	249	0.00	0	0.00
233	OR PFMLI	0	0	47	0.00	0	0.00

200 ASSOCIATED PAYROLL COSTS 402 0 3,278 0.00 0 0.00

311	INSTRUCTIONAL SERVICES	3,641	3,362	5,000	0.00	5,000	0.00
312	INSTRUCTIONAL PROGRAMS IMPROVEMENT SRVS	0	49	0	0.00	0	0.00
342	TRAVEL, OUT OF DISTRICT	18,864	13,888	25,000	0.00	26,000	0.00

300 PURCHASED SERVICES 22,505 17,299 30,000 0.00 31,000 0.00

Total Area 000 UNDESIGNATED 24,219 17,299 45,028 0.00 31,000 0.00

Area 180 MATHEMATICS

111	LICENSED SALARIES	0	0	45,117	0.50	0	0.00
-----	-------------------	---	---	--------	------	---	------

100 SALARIES 0 0 45,117 0.50 0 0.00

212	EMPLOYEE CONTRIBUTION, PICK-UP	0	0	2,707	0.00	0	0.00
216	EMPLOYER CONTRIBUTION OPSRP	0	0	4,850	0.00	0	0.00
220	SOCIAL SECURITY ADMINISTRATION	0	0	3,273	0.00	0	0.00
231	WORKERS' COMPENSATION	0	0	205	0.00	0	0.00
232	UNEMPLOYMENT COMPENSATION	0	0	907	0.00	0	0.00
233	OR PFMLI	0	0	171	0.00	0	0.00
240	CONTRACTUAL EMPLOYEE BENEFITS	0	0	10,240	0.00	0	0.00

200 ASSOCIATED PAYROLL COSTS 0 0 22,354 0.00 0 0.00

Total Area 180 MATHEMATICS 0 0 67,471 0.50 0 0.00

Total Function 2240 INSTRUCTIONAL STAFF DEVELOPMENT 24,219 17,299 112,499 0.50 31,000 0.00

Function 2410 OFFICE OF THE PRINCIPAL

Area 310 NON-INSTRUCTIONAL STAFF DEVELOPMENT

342	TRAVEL, OUT OF DISTRICT	2,641	2,243	6,000	0.00	6,000	0.00
-----	-------------------------	-------	-------	-------	------	-------	------

300 PURCHASED SERVICES 2,641 2,243 6,000 0.00 6,000 0.00

Total Area 310 NON-INSTRUCTIONAL STAFF DEVELOPMENT 2,641 2,243 6,000 0.00 6,000 0.00

Total Function 2410 OFFICE OF THE PRINCIPAL 2,641 2,243 6,000 0.00 6,000 0.00

Requirements Report

2022-23 Actuals 2023-24 Actuals Current Year Budget Current Year FTE Proposed 25-26 Budget Proposed 25-26 FTE

Center 908 INSTRUCTIONAL SERVICES

Function 2490 OTHER SUPPORT SERVICES-SCHOOL ADMIN

Area 000 UNDESIGNATED

211	EMPLOYER CONTRIBUTION TIER 1 & 2	4	12	0	0.00	0	0.00
212	EMPLOYEE CONTRIBUTION, PICK-UP	2	5	0	0.00	0	0.00
220	SOCIAL SECURITY ADMINISTRATION	2	7	0	0.00	0	0.00
231	WORKERS' COMPENSATION	0	0	0	0.00	0	0.00
233	OR PFMLI	0	0	0	0.00	0	0.00
240	CONTRACTUAL EMPLOYEE BENEFITS	0	163	0	0.00	0	0.00

200 ASSOCIATED PAYROLL COSTS 8 188 0 0.00 0 0.00

342	TRAVEL, OUT OF DISTRICT	1,814	2,953	10,000	0.00	3,100	0.00
-----	-------------------------	-------	-------	--------	------	-------	------

300 PURCHASED SERVICES 1,814 2,953 10,000 0.00 3,100 0.00

411	CLASSROOM/LAB SUPPLIES	112	6,910	10,000	0.00	3,000	0.00
412	OFFICE SUPPLIES	0	0	0	0.00	200	0.00
414	FOOD SUPPLIES	1,292	3,856	0	0.00	1,000	0.00
415	MISCELLANEOUS & TECH SUPPLIES	0	21	0	0.00	500	0.00
440	PERIODICALS	0	77	0	0.00	100	0.00
460	NON-CONSUMABLE ITEMS	0	5	0	0.00	300	0.00
470	COMPUTER SOFTWARE	0	179	0	0.00	300	0.00

400 SUPPLIES AND MATERIALS 1,404 11,048 10,000 0.00 5,400 0.00

640	DUES AND FEES	0	96	0	0.00	1,500	0.00
-----	---------------	---	----	---	------	-------	------

600 OTHER OBJECTS 0 96 0 0.00 1,500 0.00

Total Area 000 UNDESIGNATED 3,226 14,285 20,000 0.00 10,000 0.00

Total Function 2490 OTHER SUPPORT SERVICES-SCHOOL ADMIN 3,226 14,285 20,000 0.00 10,000 0.00

Function 2551 SERVICE AREA DIRECTION

Area 291 PIRATES TO RAIDERS

332	NON-REIMBURSABLE STUDENT TRANSPORTATION	1,937	0	1,000	0.00	1,000	0.00
-----	---	-------	---	-------	------	-------	------

300 PURCHASED SERVICES 1,937 0 1,000 0.00 1,000 0.00

Total Area 291 PIRATES TO RAIDERS 1,937 0 1,000 0.00 1,000 0.00

Total Function 2551 SERVICE AREA DIRECTION 1,937 0 1,000 0.00 1,000 0.00

Function 2680 INTERPRETATION AND TRANSLATION SERVICES

Area 000 UNDESIGNATED

112	CLASSIFIED SALARIES	0	12,937	13,547	0.38	13,954	0.38
-----	---------------------	---	--------	--------	------	--------	------

Requirements Report

		2022-23 Actuals	2023-24 Actuals	Current Year Budget	Current Year FTE	Proposed 25-26 Budget	Proposed 25-26 FTE
Center 908 INSTRUCTIONAL SERVICES							
100	SALARIES	0	12,937	13,547	0.38	13,954	0.38
	212 EMPLOYEE CONTRIBUTION, PICK-UP	0	776	813	0.00	837	0.00
	216 EMPLOYER CONTRIBUTION OPSRP	0	1,391	1,456	0.00	2,494	0.00
	220 SOCIAL SECURITY ADMINISTRATION	0	972	1,017	0.00	1,056	0.00
	231 WORKERS' COMPENSATION	0	30	65	0.00	67	0.00
	232 UNEMPLOYMENT COMPENSATION	0	0	282	0.00	207	0.00
	233 OR PFMLI	0	51	53	0.00	55	0.00
	240 CONTRACTUAL EMPLOYEE BENEFITS	0	8,060	8,356	0.00	8,677	0.00
200	ASSOCIATED PAYROLL COSTS	0	11,280	12,043	0.00	13,393	0.00
Total Area	000 UNDESIGNATED	0	24,217	25,590	0.38	27,347	0.38
Total Function	2680 INTERPRETATION AND TRANSLATION SERVICES	0	24,217	25,590	0.38	27,347	0.38
Major Function	2000 SUPPORT SERVICES	457,814	209,055	384,397	1.38	348,281	0.88
Total Fund	100 GENERAL FUND	1,238,582	355,684	586,758	2.64	535,010	1.64
Total Center	908 INSTRUCTIONAL SERVICES	1,238,582	355,684	586,758	2.64	535,010	1.64

Requirements Report

2022-23 Actuals 2023-24 Actuals Current Year Budget Current Year FTE Proposed 25-26 Budget Proposed 25-26 FTE

Center 909 STUDENT TRANSPORTATION

Fund 100 GENERAL FUND

Function	2528	RISK MANAGEMENT SERVICES						
Area	000	UNDESIGNATED						
651		LIABILITY INSURANCE	397	408	350	0.00	350	0.00
600		OTHER OBJECTS	397	408	350	0.00	350	0.00
Total Area	000	UNDESIGNATED	397	408	350	0.00	350	0.00
Total Function	2528	RISK MANAGEMENT SERVICES	397	408	350	0.00	350	0.00
Function	2542	CARE & UPKEEP - BUILDINGS						
Area	000	UNDESIGNATED						
322		REPAIRS & MAINTENANCE SERVICES	14	1,625	200	0.00	200	0.00
328		GARBAGE	48	0	0	0.00	0	0.00
300		PURCHASED SERVICES	62	1,625	200	0.00	200	0.00
413		CUSTODIAL/MAINTENANCE SUPPLIES	522	135	500	0.00	500	0.00
400		SUPPLIES AND MATERIALS	522	135	500	0.00	500	0.00
Total Area	000	UNDESIGNATED	584	1,760	700	0.00	700	0.00
Total Function	2542	CARE & UPKEEP - BUILDINGS	584	1,760	700	0.00	700	0.00
Function	2543	CARE & UPKEEP - GROUNDS						
Area	000	UNDESIGNATED						
322		REPAIRS & MAINTENANCE SERVICES	2,125	0	4,300	0.00	4,300	0.00
300		PURCHASED SERVICES	2,125	0	4,300	0.00	4,300	0.00
413		CUSTODIAL/MAINTENANCE SUPPLIES	0	8,099	0	0.00	0	0.00
400		SUPPLIES AND MATERIALS	0	8,099	0	0.00	0	0.00
Total Area	000	UNDESIGNATED	2,125	8,099	4,300	0.00	4,300	0.00
Total Function	2543	CARE & UPKEEP - GROUNDS	2,125	8,099	4,300	0.00	4,300	0.00
Function	2551	SERVICE AREA DIRECTION						
Area	000	UNDESIGNATED						
331		REIMBURSABLE STUDENT TRANSPORTATION	1,868,068	1,742,889	1,275,000	0.00	1,275,000	0.00
351		TELEPHONE	300	312	700	0.00	700	0.00

Requirements Report

2022-23 Actuals	2023-24 Actuals	Current Year Budget	Current Year FTE	Proposed 25-26 Budget	Proposed 25-26 FTE
-----------------	-----------------	---------------------	------------------	-----------------------	--------------------

Center 909 STUDENT TRANSPORTATION

Fund 100 GENERAL FUND

Function 4120 SITE ACQUISITION & DEVELOPMENT SERVICES

Area 000 UNDESIGNATED

530 IMPROVEMENTS OTHER THAN BUILDINGS	0	56,756	0	0.00	0	0.00
---------------------------------------	---	--------	---	------	---	------

500 CAPITAL OUTLAY	0	56,756	0	0.00	0	0.00
---------------------------	----------	---------------	----------	-------------	----------	-------------

Total Area 000 UNDESIGNATED	0	56,756	0	0.00	0	0.00
------------------------------------	----------	---------------	----------	-------------	----------	-------------

Total Function 4120 SITE ACQUISITION & DEVELOPMENT SERVICES	0	56,756	0	0.00	0	0.00
--	----------	---------------	----------	-------------	----------	-------------

Function 4150 BUILDING ACQUISITION, CONSTRUCTION, IMPROVEMENT

Area 000 UNDESIGNATED

520 BUILDINGS ACQUISITION	12,270	0	0	0.00	0	0.00
---------------------------	--------	---	---	------	---	------

500 CAPITAL OUTLAY	12,270	0	0	0.00	0	0.00
---------------------------	---------------	----------	----------	-------------	----------	-------------

Total Area 000 UNDESIGNATED	12,270	0	0	0.00	0	0.00
------------------------------------	---------------	----------	----------	-------------	----------	-------------

Total Function 4150 BUILDING ACQUISITION, CONSTRUCTION, IMPROVEMENT	12,270	0	0	0.00	0	0.00
--	---------------	----------	----------	-------------	----------	-------------

Major Function 4000 FACILITIES ACQUISITION AND CONSTRUCTION	12,270	56,756	0	0.00	0	0.00
--	---------------	---------------	----------	-------------	----------	-------------

Total Fund 100 GENERAL FUND	1,883,744	1,813,695	1,913,050	0.00	1,913,050	0.00
------------------------------------	------------------	------------------	------------------	-------------	------------------	-------------

Total Center 909 STUDENT TRANSPORTATION	1,883,744	1,813,695	1,913,050	0.00	1,913,050	0.00
--	------------------	------------------	------------------	-------------	------------------	-------------

Requirements Report

2022-23 Actuals 2023-24 Actuals Current Year Budget Current Year FTE Proposed 25-26 Budget Proposed 25-26 FTE

Center 910 MAINTENANCE

Fund 100 GENERAL FUND

Function 2115 STUDENT SAFETY

Area 000 UNDESIGNATED

411	CLASSROOM/LAB SUPPLIES	21	0	0	0.00	0	0.00
414	FOOD SUPPLIES	0	47	0	0.00	0	0.00

400	SUPPLIES AND MATERIALS	21	47	0	0.00	0	0.00
------------	-------------------------------	-----------	-----------	----------	-------------	----------	-------------

Total Area	000 UNDESIGNATED	21	47	0	0.00	0	0.00
-------------------	-------------------------	-----------	-----------	----------	-------------	----------	-------------

Total Function	2115 STUDENT SAFETY	21	47	0	0.00	0	0.00
-----------------------	----------------------------	-----------	-----------	----------	-------------	----------	-------------

Function 2139 OTHER HEALTH SERVICES

Area 000 UNDESIGNATED

389	OTHER NON-INSTRUCTIONAL PROF & TECH SRVS	152	960	200	0.00	200	0.00
-----	--	-----	-----	-----	------	-----	------

300	PURCHASED SERVICES	152	960	200	0.00	200	0.00
------------	---------------------------	------------	------------	------------	-------------	------------	-------------

Total Area	000 UNDESIGNATED	152	960	200	0.00	200	0.00
-------------------	-------------------------	------------	------------	------------	-------------	------------	-------------

Total Function	2139 OTHER HEALTH SERVICES	152	960	200	0.00	200	0.00
-----------------------	-----------------------------------	------------	------------	------------	-------------	------------	-------------

Function 2541 SERVICE AREA DIRECTION

Area 000 UNDESIGNATED

112	CLASSIFIED SALARIES	28,046	29,501	31,385	0.75	33,760	0.75
114	MANAGERIAL-CLASSIFIED	110,014	118,397	118,183	1.00	128,826	1.00
132	ADDITIONAL CLAS SALARY	491	2,118	0	0.00	5,000	0.00
137	TECH STIPEND	900	900	900	0.00	900	0.00
138	MILEAGE STIPEND	1,200	1,200	1,200	0.00	1,200	0.00

100	SALARIES	140,651	152,115	151,668	1.75	169,686	1.75
------------	-----------------	----------------	----------------	----------------	-------------	----------------	-------------

212	EMPLOYEE CONTRIBUTION, PICK-UP	8,439	9,127	9,100	0.00	9,881	0.00
216	EMPLOYER CONTRIBUTION OPSRP	14,374	16,368	16,304	0.00	29,429	0.00
220	SOCIAL SECURITY ADMINISTRATION	10,414	11,330	11,249	0.00	12,471	0.00
231	WORKERS' COMPENSATION	404	331	725	0.00	753	0.00
232	UNEMPLOYMENT COMPENSATION	0	0	3,117	0.00	2,445	0.00
233	OR PFMLI	0	492	588	0.00	652	0.00
240	CONTRACTUAL EMPLOYEE BENEFITS	40,503	41,953	43,698	0.00	44,965	0.00

200	ASSOCIATED PAYROLL COSTS	74,134	79,601	84,782	0.00	100,597	0.00
------------	---------------------------------	---------------	---------------	---------------	-------------	----------------	-------------

324	RENTALS	2,001	2,244	2,300	0.00	2,300	0.00
341	TRAVEL, LOCAL IN DISTRICT	26,615	20,368	25,000	0.00	24,490	0.00
342	TRAVEL, OUT OF DISTRICT	0	581	1,050	0.00	500	0.00

Requirements Report

2022-23 Actuals 2023-24 Actuals Current Year Budget Current Year FTE Proposed 25-26 Budget Proposed 25-26 FTE

Center 910 MAINTENANCE

300	PURCHASED SERVICES	28,617	23,193	28,350	0.00	27,290	0.00
411	CLASSROOM/LAB SUPPLIES	0	128	0	0.00	0	0.00
412	OFFICE SUPPLIES	162	240	105	0.00	300	0.00
413	CUSTODIAL/MAINTENANCE SUPPLIES	0	213	0	0.00	300	0.00
414	FOOD SUPPLIES	359	2,847	420	0.00	500	0.00
415	MISCELLANEOUS & TECH SUPPLIES	34	65	0	0.00	100	0.00
416	NETWORK PRINTER SUPPLIES	0	0	0	0.00	200	0.00
460	NON-CONSUMABLE ITEMS	0	0	525	0.00	525	0.00
470	COMPUTER SOFTWARE	0	134	105	0.00	200	0.00
480	COMPUTER HARDWARE	0	350	525	0.00	525	0.00
400	SUPPLIES AND MATERIALS	555	3,977	1,680	0.00	2,650	0.00
640	DUES AND FEES	195	200	210	0.00	300	0.00
600	OTHER OBJECTS	195	200	210	0.00	300	0.00
<hr/>							
Total Area	000 UNDESIGNATED	244,151	259,087	266,690	1.75	300,523	1.75
Area	310 NON-INSTRUCTIONAL STAFF DEVELOPMENT						
318	PROF & IMPROVE COSTS NON-INSTRUCTIONAL ST.	365	375	500	0.00	500	0.00
342	TRAVEL, OUT OF DISTRICT	566	275	500	0.00	500	0.00
300	PURCHASED SERVICES	931	650	1,000	0.00	1,000	0.00
<hr/>							
Total Area	310 NON-INSTRUCTIONAL STAFF DEVELOPMENT	931	650	1,000	0.00	1,000	0.00
<hr/>							
Total Function	2541 SERVICE AREA DIRECTION	245,082	259,737	267,690	1.75	301,523	1.75
Function	2542 CARE & UPKEEP - BUILDINGS						
Area	000 UNDESIGNATED						
112	CLASSIFIED SALARIES	13,235	41,045	55,296	1.38	58,429	1.38
132	ADDITIONAL CLAS SALARY	385	972	0	0.00	0	0.00
100	SALARIES	13,620	42,017	55,296	1.38	58,429	1.38
212	EMPLOYEE CONTRIBUTION, PICK-UP	817	2,903	3,318	0.00	3,506	0.00
216	EMPLOYER CONTRIBUTION OPSRP	1,392	5,200	5,944	0.00	10,441	0.00
220	SOCIAL SECURITY ADMINISTRATION	1,042	3,214	4,230	0.00	4,470	0.00
231	WORKERS' COMPENSATION	492	330	784	0.00	789	0.00
232	UNEMPLOYMENT COMPENSATION	0	0	1,172	0.00	876	0.00
233	OR PFMLI	0	53	65	0.00	69	0.00
240	CONTRACTUAL EMPLOYEE BENEFITS	30	49	59	0.00	59	0.00
200	ASSOCIATED PAYROLL COSTS	3,774	11,750	15,573	0.00	20,210	0.00
322	REPAIRS & MAINTENANCE SERVICES	285	2,153	1,500	0.00	1,000	0.00
324	RENTALS	0	191	0	0.00	200	0.00
325	ELECTRICITY	0	0	0	0.00	9,000	0.00

Requirements Report

2022-23 Actuals 2023-24 Actuals Current Year Budget Current Year FTE Proposed 25-26 Budget Proposed 25-26 FTE

Center 910 MAINTENANCE

Fund 100 GENERAL FUND

Function 2542 CARE & UPKEEP - BUILDINGS

Area 000 UNDESIGNATED

326 FUEL	750	4,439	5,000	0.00	5,000	0.00
328 GARBAGE	2,731	2,793	3,000	0.00	3,000	0.00
329 OTHER PROPERTY SERVICES	0	0	420	0.00	0	0.00

300	PURCHASED SERVICES	3,765	9,577	9,920	0.00	18,200	0.00
------------	---------------------------	--------------	--------------	--------------	-------------	---------------	-------------

412 OFFICE SUPPLIES	0	125	0	0.00	200	0.00
413 CUSTODIAL/MAINTENANCE SUPPLIES	3,498	3,900	1,000	0.00	2,020	0.00
414 FOOD SUPPLIES	119	315	0	0.00	0	0.00
415 MISCELLANEOUS & TECH SUPPLIES	0	52	300	0.00	300	0.00
460 NON-CONSUMABLE ITEMS	660	0	0	0.00	0	0.00
480 COMPUTER HARDWARE	1,004	0	500	0.00	0	0.00

400	SUPPLIES AND MATERIALS	5,281	4,393	1,800	0.00	2,520	0.00
------------	-------------------------------	--------------	--------------	--------------	-------------	--------------	-------------

Total Area	000 UNDESIGNATED	26,439	67,737	82,588	1.38	99,359	1.38
-------------------	-------------------------	---------------	---------------	---------------	-------------	---------------	-------------

Total Function	2542 CARE & UPKEEP - BUILDINGS	26,439	67,737	82,588	1.38	99,359	1.38
-----------------------	---	---------------	---------------	---------------	-------------	---------------	-------------

Function 2543 CARE & UPKEEP - GROUNDS

Area 000 UNDESIGNATED

112 CLASSIFIED SALARIES	144,641	150,446	164,369	3.00	171,392	3.00
132 ADDITIONAL CLAS SALARY	901	1,585	0	0.00	5,000	0.00

100	SALARIES	145,542	152,031	164,369	3.00	176,392	3.00
------------	-----------------	----------------	----------------	----------------	-------------	----------------	-------------

212 EMPLOYEE CONTRIBUTION, PICK-UP	8,842	9,122	9,862	0.00	7,058	0.00
216 EMPLOYER CONTRIBUTION OPSRP	14,779	16,359	17,670	0.00	21,022	0.00
220 SOCIAL SECURITY ADMINISTRATION	10,967	12,055	12,574	0.00	13,108	0.00
231 WORKERS' COMPENSATION	2,166	2,371	5,657	0.00	5,812	0.00
232 UNEMPLOYMENT COMPENSATION	0	0	3,485	0.00	2,570	0.00
233 OR PFMLI	0	505	658	0.00	685	0.00
240 CONTRACTUAL EMPLOYEE BENEFITS	55,959	57,825	60,302	0.00	62,493	0.00

200	ASSOCIATED PAYROLL COSTS	92,713	98,237	110,207	0.00	112,748	0.00
------------	---------------------------------	---------------	---------------	----------------	-------------	----------------	-------------

322 REPAIRS & MAINTENANCE SERVICES	5,510	1,578	7,000	0.00	7,000	0.00
389 OTHER NON-INSTRUCTIONAL PROF & TECH SRVS	116	0	0	0.00	0	0.00

300	PURCHASED SERVICES	5,626	1,578	7,000	0.00	7,000	0.00
------------	---------------------------	--------------	--------------	--------------	-------------	--------------	-------------

413 CUSTODIAL/MAINTENANCE SUPPLIES	7,689	5,537	10,000	0.00	10,000	0.00
415 MISCELLANEOUS & TECH SUPPLIES	0	0	105	0.00	105	0.00
460 NON-CONSUMABLE ITEMS	946	0	1,500	0.00	1,500	0.00

Requirements Report

2022-23 Actuals 2023-24 Actuals Current Year Budget Current Year FTE Proposed 25-26 Budget Proposed 25-26 FTE

Center 910 MAINTENANCE

Area	2022-23 Actuals	2023-24 Actuals	Current Year Budget	Current Year FTE	Proposed 25-26 Budget	Proposed 25-26 FTE
400 SUPPLIES AND MATERIALS	8,635	5,537	11,605	0.00	11,605	0.00
Total Area 000 UNDESIGNATED	252,516	257,384	293,180	3.00	307,746	3.00
Total Function 2543 CARE & UPKEEP - GROUNDS	252,516	257,384	293,180	3.00	307,746	3.00
Function 2544 MAINTENANCE						
Area 000 UNDESIGNATED						
112 CLASSIFIED SALARIES	273,032	229,534	241,742	4.00	252,756	4.00
124 TEMPORARY - CLASSIFIED	40,745	58,600	85,000	0.00	95,000	0.00
132 ADDITIONAL CLAS SALARY	1,313	2,835	3,000	0.00	10,000	0.00
100 SALARIES	315,090	290,968	329,742	4.00	357,756	4.00
211 EMPLOYER CONTRIBUTION TIER 1 & 2	16,219	8,617	8,947	0.00	14,274	0.00
212 EMPLOYEE CONTRIBUTION, PICK-UP	16,225	15,003	14,505	0.00	15,165	0.00
216 EMPLOYER CONTRIBUTION OPSRP	15,355	20,090	26,030	0.00	33,050	0.00
220 SOCIAL SECURITY ADMINISTRATION	23,002	21,409	28,912	0.00	18,564	0.00
231 WORKERS' COMPENSATION	4,966	3,714	8,559	0.00	12,327	0.00
232 UNEMPLOYMENT COMPENSATION	0	0	4,867	0.00	3,640	0.00
233 OR PFMLI	0	822	918	0.00	971	0.00
240 CONTRACTUAL EMPLOYEE BENEFITS	81,462	61,502	64,771	0.00	85,006	0.00
200 ASSOCIATED PAYROLL COSTS	157,228	131,158	157,508	0.00	182,996	0.00
322 REPAIRS & MAINTENANCE SERVICES	1,100	1,224	4,000	0.00	4,000	0.00
324 RENTALS	64	0	0	0.00	0	0.00
328 GARBAGE	152	0	0	0.00	0	0.00
342 TRAVEL, OUT OF DISTRICT	0	40	0	0.00	0	0.00
389 OTHER NON-INSTRUCTIONAL PROF & TECH SRVS	80	8,894	463	0.00	463	0.00
391 OTHER SUPPORT SERVICES SUBSTITUTES	0	0	0	0.00	3,000	0.00
300 PURCHASED SERVICES	1,396	10,158	4,463	0.00	7,463	0.00
411 CLASSROOM/LAB SUPPLIES	174	39	0	0.00	0	0.00
412 OFFICE SUPPLIES	40	29	300	0.00	300	0.00
413 CUSTODIAL/MAINTENANCE SUPPLIES	13,691	20,130	20,000	0.00	20,000	0.00
414 FOOD SUPPLIES	699	46	1,000	0.00	1,000	0.00
415 MISCELLANEOUS & TECH SUPPLIES	3,119	9,817	4,000	0.00	4,000	0.00
460 NON-CONSUMABLE ITEMS	2,115	21,189	5,500	0.00	5,500	0.00
470 COMPUTER SOFTWARE	19,626	11,339	12,000	0.00	12,000	0.00
480 COMPUTER HARDWARE	1,159	1,536	1,000	0.00	1,000	0.00
400 SUPPLIES AND MATERIALS	40,624	64,126	43,800	0.00	43,800	0.00
640 DUES AND FEES	100	250	105	0.00	105	0.00
600 OTHER OBJECTS	100	250	105	0.00	105	0.00
Total Area 000 UNDESIGNATED	514,439	496,660	535,618	4.00	592,120	4.00

Requirements Report

2022-23 Actuals 2023-24 Actuals Current Year Budget Current Year FTE Proposed 25-26 Budget Proposed 25-26 FTE

Center 910 MAINTENANCE

Fund 100 GENERAL FUND

Function 2544 MAINTENANCE

Area 310 NON-INSTRUCTIONAL STAFF DEVELOPMENT

318	PROF & IMPROVE COSTS NON-INSTRUCTIONAL ST.	1,330	1,280	3,000	0.00	3,000	0.00
342	TRAVEL, OUT OF DISTRICT	2,387	1,494	500	0.00	500	0.00

300	PURCHASED SERVICES	3,717	2,774	3,500	0.00	3,500	0.00
------------	---------------------------	--------------	--------------	--------------	-------------	--------------	-------------

Total Area	310 NON-INSTRUCTIONAL STAFF DEVELOPMENT	3,717	2,774	3,500	0.00	3,500	0.00
-------------------	--	--------------	--------------	--------------	-------------	--------------	-------------

Total Function	2544 MAINTENANCE	518,156	499,434	539,118	4.00	595,620	4.00
-----------------------	-------------------------	----------------	----------------	----------------	-------------	----------------	-------------

Function 2545 VEHICLE SERVICING/MAINT

Area 000 UNDESIGNATED

322	REPAIRS & MAINTENANCE SERVICES	9,348	7,686	8,000	0.00	8,000	0.00
359	OTHER COMMUNICATION SERVICES	806	3,523	4,000	0.00	4,000	0.00
389	OTHER NON-INSTRUCTIONAL PROF & TECH SRVS	162	0	0	0.00	0	0.00

300	PURCHASED SERVICES	10,315	11,209	12,000	0.00	12,000	0.00
------------	---------------------------	---------------	---------------	---------------	-------------	---------------	-------------

413	CUSTODIAL/MAINTENANCE SUPPLIES	5,724	5,638	2,650	0.00	2,650	0.00
460	NON-CONSUMABLE ITEMS	6,729	515	2,447	0.00	2,447	0.00

400	SUPPLIES AND MATERIALS	12,453	6,153	5,097	0.00	5,097	0.00
------------	-------------------------------	---------------	--------------	--------------	-------------	--------------	-------------

Total Area	000 UNDESIGNATED	22,768	17,361	17,097	0.00	17,097	0.00
-------------------	-------------------------	---------------	---------------	---------------	-------------	---------------	-------------

Total Function	2545 VEHICLE SERVICING/MAINT	22,768	17,361	17,097	0.00	17,097	0.00
-----------------------	-------------------------------------	---------------	---------------	---------------	-------------	---------------	-------------

Function 2546 SECURITY SERVICES

Area 000 UNDESIGNATED

389	OTHER NON-INSTRUCTIONAL PROF & TECH SRVS	1,134	626	1,200	0.00	1,200	0.00
-----	--	-------	-----	-------	------	-------	------

300	PURCHASED SERVICES	1,134	626	1,200	0.00	1,200	0.00
------------	---------------------------	--------------	------------	--------------	-------------	--------------	-------------

414	FOOD SUPPLIES	384	0	0	0.00	0	0.00
-----	---------------	-----	---	---	------	---	------

400	SUPPLIES AND MATERIALS	384	0	0	0.00	0	0.00
------------	-------------------------------	------------	----------	----------	-------------	----------	-------------

Total Area	000 UNDESIGNATED	1,518	626	1,200	0.00	1,200	0.00
-------------------	-------------------------	--------------	------------	--------------	-------------	--------------	-------------

Total Function	2546 SECURITY SERVICES	1,518	626	1,200	0.00	1,200	0.00
-----------------------	-------------------------------	--------------	------------	--------------	-------------	--------------	-------------

Function 2547 ASBESTOS/RADON MANAGEMENT

Requirements Report

2022-23 Actuals 2023-24 Actuals Current Year Budget Current Year FTE Proposed 25-26 Budget Proposed 25-26 FTE

Center 910 MAINTENANCE

Fund 100 GENERAL FUND

Function 2547 ASBESTOS/RADON MANAGEMENT

Area 000 UNDESIGNATED

354 ADVERTISING	0	0	100	0.00	100	0.00
-----------------	---	---	-----	------	-----	------

300	PURCHASED SERVICES	0	0	100	0.00	100	0.00
------------	---------------------------	----------	----------	------------	-------------	------------	-------------

Total Area	000 UNDESIGNATED	0	0	100	0.00	100	0.00
-------------------	-------------------------	----------	----------	------------	-------------	------------	-------------

Total Function	2547 ASBESTOS/RADON MANAGEMENT	0	0	100	0.00	100	0.00
-----------------------	---------------------------------------	----------	----------	------------	-------------	------------	-------------

Function 2548 INTEGRATED PEST MANAGEMENT

Area 000 UNDESIGNATED

411 CLASSROOM/LAB SUPPLIES	55	0	0	0.00	0	0.00
----------------------------	----	---	---	------	---	------

413 CUSTODIAL/MAINTENANCE SUPPLIES	0	0	500	0.00	500	0.00
------------------------------------	---	---	-----	------	-----	------

400	SUPPLIES AND MATERIALS	55	0	500	0.00	500	0.00
------------	-------------------------------	-----------	----------	------------	-------------	------------	-------------

Total Area	000 UNDESIGNATED	55	0	500	0.00	500	0.00
-------------------	-------------------------	-----------	----------	------------	-------------	------------	-------------

Total Function	2548 INTEGRATED PEST MANAGEMENT	55	0	500	0.00	500	0.00
-----------------------	--	-----------	----------	------------	-------------	------------	-------------

Function 2669 OTHER TECHNOLOGY SERVICES

Area 000 UNDESIGNATED

351 TELEPHONE	3,681	3,447	4,000	0.00	4,000	0.00
---------------	-------	-------	-------	------	-------	------

300	PURCHASED SERVICES	3,681	3,447	4,000	0.00	4,000	0.00
------------	---------------------------	--------------	--------------	--------------	-------------	--------------	-------------

460 NON-CONSUMABLE ITEMS	0	0	210	0.00	210	0.00
--------------------------	---	---	-----	------	-----	------

400	SUPPLIES AND MATERIALS	0	0	210	0.00	210	0.00
------------	-------------------------------	----------	----------	------------	-------------	------------	-------------

Total Area	000 UNDESIGNATED	3,681	3,447	4,210	0.00	4,210	0.00
-------------------	-------------------------	--------------	--------------	--------------	-------------	--------------	-------------

Total Function	2669 OTHER TECHNOLOGY SERVICES	3,681	3,447	4,210	0.00	4,210	0.00
-----------------------	---------------------------------------	--------------	--------------	--------------	-------------	--------------	-------------

Major Function	2000 SUPPORT SERVICES	1,070,388	1,106,733	1,205,883	10.13	1,327,554	10.13
-----------------------	------------------------------	------------------	------------------	------------------	--------------	------------------	--------------

Total Fund	100 GENERAL FUND	1,070,388	1,106,733	1,205,883	10.13	1,327,554	10.13
-------------------	-------------------------	------------------	------------------	------------------	--------------	------------------	--------------

Total Center	910 MAINTENANCE	1,070,388	1,106,733	1,205,883	10.13	1,327,554	10.13
---------------------	------------------------	------------------	------------------	------------------	--------------	------------------	--------------

Requirements Report

	2022-23 Actuals	2023-24 Actuals	Current Year Budget	Current Year FTE	Proposed 25-26 Budget	Proposed 25-26 FTE
Center 912 RETIREES						
Fund 100 GENERAL FUND						
Function 2700 SUPPLEMENTAL RETIREMENT PROGRAM						
Area 000 UNDESIGNATED						
116 SUPPLEMENTAL RETIREMENT STIPENDS	360,489	303,587	337,535	0.00	303,512	0.00
100 SALARIES	360,489	303,587	337,535	0.00	303,512	0.00
211 EMPLOYER CONTRIBUTION TIER 1 & 2	0	0	2,013	0.00	0	0.00
212 EMPLOYEE CONTRIBUTION, PICK-UP	0	0	889	0.00	0	0.00
217 RETIREE TIER 1 & 2 CONTRIBUTION	846	1,613	2,013	0.00	0	0.00
220 SOCIAL SECURITY ADMINISTRATION	13,506	13,809	16,003	0.00	15,336	0.00
231 WORKERS' COMPENSATION	79	56	146	0.00	56	0.00
232 UNEMPLOYMENT COMPENSATION	0	0	4,434	0.00	3,008	0.00
233 OR PFMLI	0	145	232	0.00	263	0.00
240 CONTRACTUAL EMPLOYEE BENEFITS	47,528	67,960	91,104	0.00	55,421	0.00
200 ASSOCIATED PAYROLL COSTS	61,959	83,583	116,833	0.00	74,083	0.00
Total Area 000 UNDESIGNATED	422,448	387,170	454,368	0.00	377,596	0.00
Total Function 2700 SUPPLEMENTAL RETIREMENT PROGRAM	422,448	387,170	454,368	0.00	377,596	0.00
Major Function 2000 SUPPORT SERVICES	422,448	387,170	454,368	0.00	377,596	0.00
Total Fund 100 GENERAL FUND	422,448	387,170	454,368	0.00	377,596	0.00
Total Center 912 RETIREES	422,448	387,170	454,368	0.00	377,596	0.00

Requirements Report

2022-23 Actuals 2023-24 Actuals Current Year Budget Current Year FTE Proposed 25-26 Budget Proposed 25-26 FTE

Center 913 DEBT SERV/CONT

Fund 100 GENERAL FUND

Function 2528 RISK MANAGEMENT SERVICES

Area 000 UNDESIGNATED

231	WORKERS' COMPENSATION	0	13,061	0	0.00	0	0.00
232	UNEMPLOYMENT COMPENSATION	6,100	53,537	0	0.00	0	0.00

200	ASSOCIATED PAYROLL COSTS	6,100	66,597	0	0.00	0	0.00
------------	---------------------------------	--------------	---------------	----------	-------------	----------	-------------

Total Area	000 UNDESIGNATED	6,100	66,597	0	0.00	0	0.00
-------------------	-------------------------	--------------	---------------	----------	-------------	----------	-------------

Total Function	2528 RISK MANAGEMENT SERVICES	6,100	66,597	0	0.00	0	0.00
-----------------------	--------------------------------------	--------------	---------------	----------	-------------	----------	-------------

Major Function	2000 SUPPORT SERVICES	6,100	66,597	0	0.00	0	0.00
-----------------------	------------------------------	--------------	---------------	----------	-------------	----------	-------------

Function 5100 DEBT SERVICE

Area 000 UNDESIGNATED

610	REDEMPTION OF PRINCIPAL	1,205,000	1,355,000	1,517,000	0.00	1,686,000	0.00
620	INTEREST	470,156	403,544	330,000	0.00	246,000	0.00

600	OTHER OBJECTS	1,675,156	1,758,544	1,847,000	0.00	1,932,000	0.00
------------	----------------------	------------------	------------------	------------------	-------------	------------------	-------------

Total Area	000 UNDESIGNATED	1,675,156	1,758,544	1,847,000	0.00	1,932,000	0.00
-------------------	-------------------------	------------------	------------------	------------------	-------------	------------------	-------------

Total Function	5100 DEBT SERVICE	1,675,156	1,758,544	1,847,000	0.00	1,932,000	0.00
-----------------------	--------------------------	------------------	------------------	------------------	-------------	------------------	-------------

Function 5200 TRANSFER OF FUNDS

Area 000 UNDESIGNATED

710	FUND MODIFICATIONS	0	0	20,000	0.00	20,000	0.00
-----	--------------------	---	---	--------	------	--------	------

700	TRANSFERS	0	0	20,000	0.00	20,000	0.00
------------	------------------	----------	----------	---------------	-------------	---------------	-------------

Total Area	000 UNDESIGNATED	0	0	20,000	0.00	20,000	0.00
-------------------	-------------------------	----------	----------	---------------	-------------	---------------	-------------

Total Function	5200 TRANSFER OF FUNDS	0	0	20,000	0.00	20,000	0.00
-----------------------	-------------------------------	----------	----------	---------------	-------------	---------------	-------------

Major Function	5000 OTHER USES	1,675,156	1,758,544	1,867,000	0.00	1,952,000	0.00
-----------------------	------------------------	------------------	------------------	------------------	-------------	------------------	-------------

Function 6000 CONTINGENCIES

Area 000 UNDESIGNATED

810	PLANNED RESERVE	0	0	800,000	0.00	600,000	0.00
-----	-----------------	---	---	---------	------	---------	------

800	OTHER USES OF FUNDS	0	0	800,000	0.00	600,000	0.00
------------	----------------------------	----------	----------	----------------	-------------	----------------	-------------

Requirements Report

			2022-23 Actuals	2023-24 Actuals	Current Year Budget	Current Year FTE	Proposed 25-26 Budget	Proposed 25-26 FTE
<hr/>								
Center 913	DEBT SERV/CONT							
<hr/>								
Total Area	000	UNDESIGNATED	0	0	800,000	0.00	600,000	0.00
<hr/>								
Total Function	6000	CONTINGENCIES	0	0	800,000	0.00	600,000	0.00
<hr/>								
Major Function	6000	CONTINGENCIES	0	0	800,000	0.00	600,000	0.00
<hr/>								
Function	7000	UNAPPROPRIATED ENDING FUND BALANCE						
<hr/>								
Area	000	UNDESIGNATED						
	820	RESERVED FOR NEXT YEAR	6,700,384	9,399,889	7,977,000	0.00	9,250,000	0.00
	800	OTHER USES OF FUNDS	6,700,384	9,399,889	7,977,000	0.00	9,250,000	0.00
<hr/>								
Total Area	000	UNDESIGNATED	6,700,384	9,399,889	7,977,000	0.00	9,250,000	0.00
<hr/>								
Total Function	7000	UNAPPROPRIATED ENDING FUND BALANCE	6,700,384	9,399,889	7,977,000	0.00	9,250,000	0.00
<hr/>								
Major Function	7000	UNAPPROPRIATED ENDING FUND BALANCE	6,700,384	9,399,889	7,977,000	0.00	9,250,000	0.00
<hr/>								
Total Fund	100	GENERAL FUND	8,381,640	11,225,030	10,644,000	0.00	11,802,000	0.00
<hr/>								
Total Center	913	DEBT SERV/CONT	8,381,640	11,225,030	10,644,000	0.00	11,802,000	0.00

Requirements Report

2022-23 Actuals 2023-24 Actuals Current Year Budget Current Year FTE Proposed 25-26 Budget Proposed 25-26 FTE

Center 914 INFORMATION TECHNOLOGY

Fund 100 GENERAL FUND

Function 2662 SYSTEMS ANALYSIS SERVICES

Area 000 UNDESIGNATED

232	UNEMPLOYMENT COMPENSATION	0	0	6,819	0.00	7,123	0.00
233	OR PFMLI	0	762	911	0.00	1,173	0.00
240	CONTRACTUAL EMPLOYEE BENEFITS	108,683	94,749	109,075	0.00	112,155	0.00

200	ASSOCIATED PAYROLL COSTS	177,876	160,252	202,278	0.00	252,183	0.00
------------	---------------------------------	----------------	----------------	----------------	-------------	----------------	-------------

Total Area	000 UNDESIGNATED	468,811	447,071	526,061	5.00	646,107	6.00
-------------------	---------------------------	----------------	----------------	----------------	-------------	----------------	-------------

Total Function	2662 SYSTEMS ANALYSIS SERVICES	468,811	447,071	526,061	5.00	646,107	6.00
-----------------------	---	----------------	----------------	----------------	-------------	----------------	-------------

Function 2669 OTHER TECHNOLOGY SERVICES

Area 000 UNDESIGNATED

351	TELEPHONE	4,009	4,832	4,200	0.00	5,000	0.00
359	OTHER COMMUNICATION SERVICES	0	0	0	0.00	6,100	0.00

300	PURCHASED SERVICES	4,009	4,832	4,200	0.00	11,100	0.00
------------	---------------------------	--------------	--------------	--------------	-------------	---------------	-------------

460	NON-CONSUMABLE ITEMS	0	0	945	0.00	945	0.00
470	COMPUTER SOFTWARE	0	0	300	0.00	300	0.00

400	SUPPLIES AND MATERIALS	0	0	1,245	0.00	1,245	0.00
------------	-------------------------------	----------	----------	--------------	-------------	--------------	-------------

Total Area	000 UNDESIGNATED	4,009	4,832	5,445	0.00	12,345	0.00
-------------------	---------------------------	--------------	--------------	--------------	-------------	---------------	-------------

Total Function	2669 OTHER TECHNOLOGY SERVICES	4,009	4,832	5,445	0.00	12,345	0.00
-----------------------	---	--------------	--------------	--------------	-------------	---------------	-------------

Major Function	2000 SUPPORT SERVICES	654,177	617,830	752,720	5.00	880,766	6.00
-----------------------	--------------------------------	----------------	----------------	----------------	-------------	----------------	-------------

Total Fund	100 GENERAL FUND	654,177	617,830	752,720	5.00	880,766	6.00
-------------------	---------------------------	----------------	----------------	----------------	-------------	----------------	-------------

Total Center	914 INFORMATION TECHNOLOGY	654,177	617,830	752,720	5.00	880,766	6.00
---------------------	-------------------------------------	----------------	----------------	----------------	-------------	----------------	-------------

Requirements Report

2022-23 Actuals	2023-24 Actuals	Current Year Budget	Current Year FTE	Proposed 25-26 Budget	Proposed 25-26 FTE
-----------------	-----------------	---------------------	------------------	-----------------------	--------------------

Grand Totals:

40,072,510	42,531,181	44,940,000	249.18	48,940,000	253.92
------------	------------	------------	--------	------------	--------

Resources Report

		2022-23 Actuals	2023-24 Actuals	Current Year Budget	Current Year FTE	Proposed 25-26 Budget	Proposed 25-26 FTE
Fund 200	GRANT AND SPECIAL PROGRAMS FUND						
1130	CONSTRUCTION EXCISE TAX	192,015	183,639	200,000	0.00	340,000	0.00
1510	INTEREST ON INVESTMENTS	174,279	319,457	152,000	0.00	128,000	0.00
1620	DAILY SALES - NON-REIMBURSABLE	17,644	15,754	15,000	0.00	15,000	0.00
1630	CATERING	9,421	10,002	10,000	0.00	10,000	0.00
1760	CLUB FUND RAISING	546,456	623,444	550,000	0.00	590,000	0.00
1920	CONTRIBUTIONS-DONATIONS FROM	87,801	58,915	202,100	0.00	422,600	0.00
1927	CARPENTER FOUNDATION	6,300	12,000	15,000	0.00	15,000	0.00
1990	MISCELLANEOUS	76	0	1,000	0.00	1,000	0.00
1993	FDP FEES REIMBURSEMENT	4,436	5,087	10,000	0.00	10,000	0.00
1000	REVENUE FROM LOCAL SOURCES	1,038,427	1,228,297	1,155,100	0.00	1,531,600	0.00
2200	RESTRICTED REVENUE	0	7,300	283,000	0.00	395,000	0.00
2900	REVENUE FOR/ON BEHALF OF THE I	55,006	77,917	87,000	0.00	130,465	0.00
2902	PHS HONORS/AP CLASSES	8,099	6,056	10,000	0.00	10,000	0.00
2000	REVENUE FROM INTERMEDIATE SOURCES	63,105	91,274	380,000	0.00	535,465	0.00
3102	STATE SCHOOL FUND - SCHOOL LUI	10,594	11,928	12,000	0.00	12,000	0.00
3299	OTHER RESTRICTED GRANTS-IN-AIC	4,053,837	3,730,775	4,717,000	0.00	5,102,225	0.00
3000	REVENUE FROM STATE SOURCES	4,064,430	3,742,703	4,729,000	0.00	5,114,225	0.00
4301	SCHOOL BASED MENTAL HEALTH GI	64,963	555,137	625,000	0.00	563,000	0.00
4500	RESTRICTED REVENUE FROM FED C	0	15,883	3,000	0.00	3,000	0.00
4501	TITLE I	1,219,153	999,664	1,050,000	0.00	1,155,000	0.00
4504	SCHOOL BREAKFAST PROGRAM	271,519	297,304	310,000	0.00	350,000	0.00
4505	NATIONAL SCHOOL LUNCH PROGRA	865,830	838,221	885,000	0.00	1,150,000	0.00
4506	FRESH FRUIT AND VEGETABLE PRO	70,057	71,313	75,000	0.00	75,000	0.00
4507	CHILD AND ADULT CARE FOOD PRO	67,397	74,061	70,000	0.00	80,000	0.00
4508	IDEA	716,419	636,596	600,900	0.00	595,900	0.00
4510	SUMMER FOOD SERVICE PROGRAM	44,490	33,827	50,000	0.00	75,000	0.00
4511	NSLP SNACK PROGRAM	294	0	0	0.00	0	0.00
4512	ESSER CARES ACT	2,843,903	4,311,862	6,002,000	0.00	0	0.00
4517	SAMHSA PROJECTS OF REGIONAL S	79,698	96,386	140,000	0.00	125,625	0.00
4522	TITLE III - LANGUAGE INSTUCTION	34,242	37,649	40,000	0.00	44,750	0.00
4524	TITLE II A - TEACHER QUALITY	122,801	43,447	215,000	0.00	133,085	0.00
4530	TITLE IV - STUDENT SUPPORT AND A	185,176	86,830	90,000	0.00	91,350	0.00
4701	MIGRANT EDUCATION/ TITLE I-C	182,634	190,730	185,000	0.00	191,000	0.00
4901	COMMODITIES	110,134	77,965	110,000	0.00	104,000	0.00
4000	REVENUE FROM FEDERAL SOURCES	6,878,709	8,366,876	10,450,900	0.00	4,736,710	0.00
5200	INTERFUND TRANSFERS	92,508	39,330	50,000	0.00	500,000	0.00
5300	SALE OF/COMPENSATION FOR LOSE	0	11,957	0	0.00	0	0.00
5400	RESOURCES - BEGINNING FUND BAL	7,548,527	8,102,626	7,895,000	0.00	7,677,000	0.00
5000	OTHER SOURCES	7,641,035	8,153,912	7,945,000	0.00	8,177,000	0.00
Total Fund 200	GRANT AND SPECIAL PROGRAMS FUND	19,685,706	21,583,062	24,660,000	0.00	20,095,000	0.00

County of Jackson Phoenix SD 4
PO BOX 698 PHOENIX, OR 97535-0698

Requirements Report

		2022-23 Actuals	2023-24 Actuals	Current Year Budget	Current Year FTE	Proposed 25-26 Budget	Proposed 25-26 FTE
Fund 200	GRANT AND SPECIAL PROGRAMS FUND						
Function 1111	ELEMENTARY, K-5						
111	LICENSED SALARIES	244,145	204,393	212,858	3.00	223,372	3.00
112	CLASSIFIED SALARIES	341,143	272,403	303,788	9.69	265,537	7.88
121	SUBSTITUTES - LICENSED	0	9,619	0	0.00	0	0.00
123	TEMPORARY - LICENSED	14,877	0	0	0.00	0	0.00
124	TEMPORARY - CLASSIFIED	0	12,649	0	0.00	0	0.00
131	ADDITIONAL CERT SALARY	6,521	11,042	6,708	0.00	10,362	0.00
132	ADDITIONAL CLAS SALARY	5,577	5,772	0	0.00	0	0.00
100	SALARIES	612,264	515,879	523,354	12.69	499,271	10.87
211	EMPLOYER CONTRIBUTION TIER 1 & 2	1,245	726	228	0.00	727	0.00
212	EMPLOYEE CONTRIBUTION, PICK-UP	34,203	30,202	31,401	0.00	29,956	0.00
216	EMPLOYER CONTRIBUTION OPSRP	57,304	53,539	56,080	0.00	88,602	0.00
217	RETIREE TIER 1 & 2 CONTRIBUTION	190	0	0	0.00	0	0.00
218	RETIREE OPSRP CONTRIBUTION	65	0	0	0.00	0	0.00
220	SOCIAL SECURITY ADMINISTRATION	44,762	38,191	38,566	0.00	37,235	0.00
231	WORKERS' COMPENSATION	2,922	2,473	2,482	0.00	2,348	0.00
232	UNEMPLOYMENT COMPENSATION	0	0	10,688	0.00	7,301	0.00
233	OR PFMLI	0	1,989	2,017	0.00	1,947	0.00
240	CONTRACTUAL EMPLOYEE BENEFITS	277,527	226,552	231,984	0.00	176,268	0.00
200	ASSOCIATED PAYROLL COSTS	418,218	353,672	373,446	0.00	344,385	0.00
311	INSTRUCTIONAL SERVICES	0	85,276	140,000	0.00	74,700	0.00
314	INSTRUCTIONAL SERVICES- CLASSIFIED I.A. SUI	0	33,309	0	0.00	0	0.00
319	OTHER INSTRUCTIONAL, PROF & TECHNICAL SR	48,110	129,448	50,000	0.00	130,000	0.00
343	TRAVEL-STUDENT, OUT OF DISTRICT	1,955	5,530	6,421	0.00	7,999	0.00
300	PURCHASED SERVICES	50,065	253,562	196,421	0.00	212,699	0.00
411	CLASSROOM/LAB SUPPLIES	1,320	212	16,123	0.00	20,330	0.00
420	TEXTBOOKS	35,253	48,490	221,240	0.00	130,000	0.00
430	LIBRARY BOOKS	4,324	0	0	0.00	0	0.00
460	NON-CONSUMABLE ITEMS	16,032	16,334	20,000	0.00	2,282	0.00

Requirements Report

	2022-23 Actuals	2023-24 Actuals	Current Year Budget	Current Year FTE	Proposed 25-26 Budget	Proposed 25-26 FTE
<hr/>						
Fund 200 GRANT AND SPECIAL PROGRAMS FUND						
<hr/>						
Function 1111 ELEMENTARY, K-5						
470 COMPUTER SOFTWARE	598	11,940	0	0.00	1,000	0.00
480 COMPUTER HARDWARE	0	5,217	82,000	0.00	8,303	0.00
400 SUPPLIES AND MATERIALS	57,526	82,193	339,363	0.00	161,914	0.00
<hr/>						
Total Function 1111 ELEMENTARY, K-5	1,138,074	1,205,306	1,432,584	12.69	1,218,268	10.87
Function 1113 ELEMENTARY EXTRACURRICULAR						
131 ADDITIONAL CERT SALARY	4,500	5,894	3,166	0.00	3,454	0.00
132 ADDITIONAL CLAS SALARY	4,500	2,947	1,583	0.00	1,727	0.00
133 ADDITIONAL ATHLETIC/ADVISOR SALARY	6,000	4,500	0	0.00	0	0.00
100 SALARIES	15,000	13,341	4,749	0.00	5,181	0.00
211 EMPLOYER CONTRIBUTION TIER 1 & 2	200	408	0	0.00	0	0.00
212 EMPLOYEE CONTRIBUTION, PICK-UP	630	709	285	0.00	311	0.00
216 EMPLOYER CONTRIBUTION OPSRP	920	949	511	0.00	926	0.00
217 RETIREE TIER 1 & 2 CONTRIBUTION	200	204	0	0.00	0	0.00
220 SOCIAL SECURITY ADMINISTRATION	1,128	992	343	0.00	373	0.00
231 WORKERS' COMPENSATION	62	54	21	0.00	23	0.00
232 UNEMPLOYMENT COMPENSATION	0	0	95	0.00	73	0.00
233 OR PFMLI	0	52	18	0.00	20	0.00
200 ASSOCIATED PAYROLL COSTS	3,140	3,367	1,272	0.00	1,725	0.00
411 CLASSROOM/LAB SUPPLIES	66,067	53,714	112,200	0.00	105,200	0.00
414 FOOD SUPPLIES	0	0	4,000	0.00	4,000	0.00
415 MISCELLANEOUS & TECH SUPPLIES	0	0	1,100	0.00	1,100	0.00
460 NON-CONSUMABLE ITEMS	262	0	0	0.00	0	0.00
400 SUPPLIES AND MATERIALS	66,329	53,714	117,300	0.00	110,300	0.00
<hr/>						
Total Function 1113 ELEMENTARY EXTRACURRICULAR	84,469	70,423	123,321	0.00	117,206	0.00
Function 1121 MIDDLE/JUNIOR HIGH PROGRAMS						
111 LICENSED SALARIES	146,046	119,799	125,680	1.60	131,884	1.60
112 CLASSIFIED SALARIES	6,509	7,994	0	0.00	33,010	0.94
123 TEMPORARY - LICENSED	179,611	0	0	0.00	0	0.00

Requirements Report

Fund	2022-23 Actuals	2023-24 Actuals	Current Year Budget	Current Year FTE	Proposed 25-26 Budget	Proposed 25-26 FTE	
Fund 200 GRANT AND SPECIAL PROGRAMS FUND							
Function 1121 MIDDLE/JUNIOR HIGH PROGRAMS							
131	ADDITIONAL CERT SALARY	4,171	2,180	0	0.00	0	0.00
132	ADDITIONAL CLAS SALARY	193	285	0	0.00	0	0.00
100	SALARIES	336,530	130,258	125,680	1.60	164,894	2.54
211	EMPLOYER CONTRIBUTION TIER 1 & 2	1,957	0	0	0.00	0	0.00
212	EMPLOYEE CONTRIBUTION, PICK-UP	13,406	4,551	4,313	0.00	6,570	0.00
216	EMPLOYER CONTRIBUTION OPSRP	21,334	8,154	7,728	0.00	19,566	0.00
217	RETIREE TIER 1 & 2 CONTRIBUTION	7,271	7,394	7,310	0.00	11,662	0.00
220	SOCIAL SECURITY ADMINISTRATION	24,524	9,124	8,825	0.00	11,915	0.00
231	WORKERS' COMPENSATION	1,552	603	578	0.00	757	0.00
232	UNEMPLOYMENT COMPENSATION	0	0	2,445	0.00	2,336	0.00
233	OR PFMLI	0	477	461	0.00	188	0.00
240	CONTRACTUAL EMPLOYEE BENEFITS	67,483	40,733	35,844	0.00	57,995	0.00
200	ASSOCIATED PAYROLL COSTS	137,528	71,037	67,504	0.00	110,989	0.00
311	INSTRUCTIONAL SERVICES	0	21,087	0	0.00	0	0.00
300	PURCHASED SERVICES	0	21,087	0	0.00	0	0.00
411	CLASSROOM/LAB SUPPLIES	890	95	4,500	0.00	3,500	0.00
415	MISCELLANEOUS & TECH SUPPLIES	0	0	0	0.00	1,486	0.00
420	TEXTBOOKS	177,122	5,093	100,000	0.00	1,519	0.00
430	LIBRARY BOOKS	1,311	0	0	0.00	0	0.00
460	NON-CONSUMABLE ITEMS	121,842	2,351	42,000	0.00	1,000	0.00
470	COMPUTER SOFTWARE	0	0	10,000	0.00	0	0.00
480	COMPUTER HARDWARE	26,057	53,670	0	0.00	0	0.00
400	SUPPLIES AND MATERIALS	327,222	61,210	156,500	0.00	7,505	0.00
Total Function 1121	MIDDLE/JUNIOR HIGH PROGRAMS	801,280	283,591	349,684	1.60	283,388	2.54
Function 1122 MIDDLE/JUNIOR HIGH SCHOOL- EXTRACURRICULAR							
131	ADDITIONAL CERT SALARY	6,627	10,829	6,100	0.00	11,082	0.00
100	SALARIES	6,627	10,829	6,100	0.00	11,082	0.00
211	EMPLOYER CONTRIBUTION TIER 1 & 2	172	184	202	0.00	0	0.00
212	EMPLOYEE CONTRIBUTION, PICK-UP	394	650	366	0.00	665	0.00

Requirements Report

		2022-23 Actuals	2023-24 Actuals	Current Year Budget	Current Year FTE	Proposed 25-26 Budget	Proposed 25-26 FTE
<hr/>							
Fund 200	GRANT AND SPECIAL PROGRAMS FUND						
<hr/>							
Function 1122	MIDDLE/JUNIOR HIGH SCHOOL- EXTRACURRICULAR						
216	EMPLOYER CONTRIBUTION OPSRP	540	1,018	496	0.00	1,980	0.00
220	SOCIAL SECURITY ADMINISTRATION	495	818	455	0.00	840	0.00
231	WORKERS' COMPENSATION	30	49	27	0.00	49	0.00
232	UNEMPLOYMENT COMPENSATION	0	0	126	0.00	165	0.00
233	OR PFMLI	0	43	24	0.00	44	0.00
240	CONTRACTUAL EMPLOYEE BENEFITS	0	0	0	0.00	325	0.00
200	ASSOCIATED PAYROLL COSTS	1,630	2,762	1,696	0.00	4,068	0.00
411	CLASSROOM/LAB SUPPLIES	24,676	23,776	41,000	0.00	36,159	0.00
400	SUPPLIES AND MATERIALS	24,676	23,776	41,000	0.00	36,159	0.00
<hr/>							
Total Function 1122	MIDDLE/JUNIOR HIGH SCHOOL- EXTRACURRICULAR	32,934	37,368	48,796	0.00	51,308	0.00
<hr/>							
Function 1131	HIGH SCHOOL PROGRAMS						
111	LICENSED SALARIES	218,838	72,605	76,900	1.00	122,194	1.50
112	CLASSIFIED SALARIES	8,616	8,794	0	0.00	0	0.00
121	SUBSTITUTES - LICENSED	0	3,120	0	0.00	0	0.00
123	TEMPORARY - LICENSED	119,153	49,258	0	0.00	0	0.00
131	ADDITIONAL CERT SALARY	434	2,285	0	0.00	0	0.00
132	ADDITIONAL CLAS SALARY	250	12,358	0	0.00	0	0.00
100	SALARIES	347,290	148,420	76,900	1.00	122,194	1.50
211	EMPLOYER CONTRIBUTION TIER 1 & 2	1,109	38	0	0.00	0	0.00
212	EMPLOYEE CONTRIBUTION, PICK-UP	21,057	8,033	4,614	0.00	7,332	0.00
216	EMPLOYER CONTRIBUTION OPSRP	35,017	14,363	8,267	0.00	21,836	0.00
217	RETIREE TIER 1 & 2 CONTRIBUTION	190	0	0	0.00	0	0.00
218	RETIREE OPSRP CONTRIBUTION	0	335	0	0.00	0	0.00
220	SOCIAL SECURITY ADMINISTRATION	26,113	11,233	5,883	0.00	9,348	0.00
231	WORKERS' COMPENSATION	1,475	698	352	0.00	557	0.00
232	UNEMPLOYMENT COMPENSATION	0	0	1,630	0.00	1,833	0.00
233	OR PFMLI	0	587	308	0.00	489	0.00
240	CONTRACTUAL EMPLOYEE BENEFITS	82,996	36,365	20,481	0.00	31,359	0.00
200	ASSOCIATED PAYROLL COSTS	167,957	71,653	41,534	0.00	72,753	0.00
<hr/>							

Requirements Report

Fund	2022-23 Actuals	2023-24 Actuals	Current Year Budget	Current Year FTE	Proposed 25-26 Budget	Proposed 25-26 FTE	
Fund 200 GRANT AND SPECIAL PROGRAMS FUND							
Function 1131 HIGH SCHOOL PROGRAMS							
311	INSTRUCTIONAL SERVICES	61,912	4,119	0	0.00	0	0.00
319	OTHER INSTRUCTIONAL, PROF & TECHNICAL SR	0	0	0	0.00	2,000	0.00
342	TRAVEL, OUT OF DISTRICT	0	469	0	0.00	0	0.00
343	TRAVEL-STUDENT, OUT OF DISTRICT	15,701	13,829	5,000	0.00	15,000	0.00
300	PURCHASED SERVICES	77,612	18,417	5,000	0.00	17,000	0.00
411	CLASSROOM/LAB SUPPLIES	30,878	9,481	37,500	0.00	60,158	0.00
420	TEXTBOOKS	5,496	54,818	2,000	0.00	19,667	0.00
430	LIBRARY BOOKS	946	0	0	0.00	0	0.00
440	PERIODICALS	0	0	100	0.00	0	0.00
460	NON-CONSUMABLE ITEMS	92,249	21,590	68,041	0.00	54,240	0.00
470	COMPUTER SOFTWARE	4,664	2,875	7,300	0.00	32,000	0.00
480	COMPUTER HARDWARE	54,895	1,446	1,700	0.00	1,500	0.00
400	SUPPLIES AND MATERIALS	189,128	90,210	116,641	0.00	167,565	0.00
520	BUILDINGS ACQUISITION	16,102	0	0	0.00	0	0.00
541	INITIAL & ADDITIONAL EQUIPMENT PURCHASE	17,619	0	0	0.00	5,000	0.00
500	CAPITAL OUTLAY	33,721	0	0	0.00	5,000	0.00
Total Function 1131 HIGH SCHOOL PROGRAMS		815,709	328,700	240,075	1.00	384,512	1.50
Function 1132 HIGH SCHOOL-EXTRACURRICULAR							
131	ADDITIONAL CERT SALARY	0	2,712	0	0.00	3,358	0.00
132	ADDITIONAL CLAS SALARY	0	0	0	0.00	3,358	0.00
100	SALARIES	0	2,712	0	0.00	6,716	0.00
212	EMPLOYEE CONTRIBUTION, PICK-UP	0	163	0	0.00	305	0.00
216	EMPLOYER CONTRIBUTION OPSRP	0	292	0	0.00	909	0.00
220	SOCIAL SECURITY ADMINISTRATION	0	205	0	0.00	512	0.00
231	WORKERS' COMPENSATION	0	13	0	0.00	29	0.00
232	UNEMPLOYMENT COMPENSATION	0	0	0	0.00	100	0.00
233	OR PFMLI	0	11	0	0.00	27	0.00
200	ASSOCIATED PAYROLL COSTS	0	683	0	0.00	1,882	0.00
331	REIMBURSABLE STUDENT TRANSPORTATION	181	0	0	0.00	0	0.00

Requirements Report

		2022-23 Actuals	2023-24 Actuals	Current Year Budget	Current Year FTE	Proposed 25-26 Budget	Proposed 25-26 FTE
Fund 200	GRANT AND SPECIAL PROGRAMS FUND						
300	PURCHASED SERVICES	181	0	0	0.00	0	0.00
411	CLASSROOM/LAB SUPPLIES	445,509	487,699	455,000	0.00	480,000	0.00
400	SUPPLIES AND MATERIALS	445,509	487,699	455,000	0.00	480,000	0.00
Total Function 1132 HIGH SCHOOL-EXTRACURRICULAR		445,691	491,094	455,000	0.00	488,598	0.00
Function 1140	PRE-KINDERGARTEN PROGRAMS						
111	LICENSED SALARIES	0	0	56,917	1.00	62,344	1.00
112	CLASSIFIED SALARIES	0	0	86,931	2.63	130,634	3.88
100	SALARIES	0	0	143,848	3.63	192,978	4.88
212	EMPLOYEE CONTRIBUTION, PICK-UP	0	0	8,631	0.00	11,560	0.00
216	EMPLOYER CONTRIBUTION OPSRP	0	0	15,464	0.00	34,430	0.00
220	SOCIAL SECURITY ADMINISTRATION	0	0	11,004	0.00	14,459	0.00
231	WORKERS' COMPENSATION	0	0	55	0.00	917	0.00
232	UNEMPLOYMENT COMPENSATION	0	0	3,049	0.00	2,835	0.00
233	OR PFMLI	0	0	575	0.00	756	0.00
240	CONTRACTUAL EMPLOYEE BENEFITS	0	0	77,794	0.00	42,300	0.00
200	ASSOCIATED PAYROLL COSTS	0	0	116,572	0.00	107,257	0.00
311	INSTRUCTIONAL SERVICES	0	0	0	0.00	7,866	0.00
300	PURCHASED SERVICES	0	0	0	0.00	7,866	0.00
411	CLASSROOM/LAB SUPPLIES	0	0	8,580	0.00	12,000	0.00
415	MISCELLANEOUS & TECH SUPPLIES	0	0	2,000	0.00	0	0.00
420	TEXTBOOKS	0	9,660	0	0.00	0	0.00
460	NON-CONSUMABLE ITEMS	0	300	5,000	0.00	0	0.00
470	COMPUTER SOFTWARE	0	0	2,000	0.00	0	0.00
480	COMPUTER HARDWARE	0	0	5,000	0.00	0	0.00
400	SUPPLIES AND MATERIALS	0	9,960	22,580	0.00	12,000	0.00
Total Function 1140 PRE-KINDERGARTEN PROGRAMS		0	9,960	283,000	3.63	320,100	4.88
Function 1210	TALENTED & GIFTED						
370	TUITION	6,300	0	0	0.00	0	0.00

Requirements Report

Fund	2022-23 Actuals	2023-24 Actuals	Current Year Budget	Current Year FTE	Proposed 25-26 Budget	Proposed 25-26 FTE
Fund 200 GRANT AND SPECIAL PROGRAMS FUND						
Function 1210 TALENTED & GIFTED						
374	OTHER TUITION	0	12,000	0	0.00	0.00
300	PURCHASED SERVICES	6,300	12,000	0	0.00	0.00
Total Function 1210 TALENTED & GIFTED		6,300	12,000	0	0.00	0.00
Function 1220 RESTRICTIVE PROGRAMS FOR STUDENTS W/DISABILITIES						
132	ADDITIONAL CLAS SALARY	13,328	1,318	0	0.00	0.00
100	SALARIES	13,328	1,318	0	0.00	0.00
212	EMPLOYEE CONTRIBUTION, PICK-UP	679	63	0	0.00	0.00
216	EMPLOYER CONTRIBUTION OPSRP	1,156	114	0	0.00	0.00
220	SOCIAL SECURITY ADMINISTRATION	1,020	101	0	0.00	0.00
231	WORKERS' COMPENSATION	67	7	0	0.00	0.00
240	CONTRACTUAL EMPLOYEE BENEFITS	46	1,588	0	0.00	0.00
200	ASSOCIATED PAYROLL COSTS	2,968	1,873	0	0.00	0.00
Total Function 1220 RESTRICTIVE PROGRAMS FOR STUDENTS W/DISABILITIES		16,296	3,191	0	0.00	0.00
Function 1221 LEARNING CENTERS - STRUCTURED AND INTENSIVE						
111	LICENSED SALARIES	8,153	0	0	0.00	0.00
112	CLASSIFIED SALARIES	29,243	0	0	0.00	0.00
131	ADDITIONAL CERT SALARY	7,931	1,923	0	0.00	0.00
100	SALARIES	45,327	1,923	0	0.00	0.00
211	EMPLOYER CONTRIBUTION TIER 1 & 2	1,384	0	0	0.00	0.00
212	EMPLOYEE CONTRIBUTION, PICK-UP	2,661	115	0	0.00	0.00
216	EMPLOYER CONTRIBUTION OPSRP	3,472	207	0	0.00	0.00
220	SOCIAL SECURITY ADMINISTRATION	3,416	147	0	0.00	0.00
231	WORKERS' COMPENSATION	207	9	0	0.00	0.00
240	CONTRACTUAL EMPLOYEE BENEFITS	4,605	507	0	0.00	0.00
200	ASSOCIATED PAYROLL COSTS	15,746	985	0	0.00	0.00
311	INSTRUCTIONAL SERVICES	0	3,742	0	0.00	0.00
314	INSTRUCTIONAL SERVICES- CLASSIFIED I.A. SU	0	11,163	0	0.00	0.00
300	PURCHASED SERVICES	0	14,905	0	0.00	0.00

Requirements Report

		2022-23 Actuals	2023-24 Actuals	Current Year Budget	Current Year FTE	Proposed 25-26 Budget	Proposed 25-26 FTE
Fund 200	GRANT AND SPECIAL PROGRAMS FUND						
460	NON-CONSUMABLE ITEMS	0	0	1,000	0.00	1,000	0.00
470	COMPUTER SOFTWARE	1,925	0	0	0.00	0	0.00
480	COMPUTER HARDWARE	0	736	0	0.00	0	0.00
400	SUPPLIES AND MATERIALS	1,925	736	1,000	0.00	1,000	0.00
Total Function 1221	LEARNING CENTERS - STRUCTURED AND INTENSIVE	62,998	18,549	1,000	0.00	1,000	0.00
Function 1223	COMMUNITY TRANSITION CENTERS						
111	LICENSED SALARIES	1,360	0	0	0.00	0	0.00
112	CLASSIFIED SALARIES	1,112	0	0	0.00	0	0.00
100	SALARIES	2,472	0	0	0.00	0	0.00
212	EMPLOYEE CONTRIBUTION, PICK-UP	148	0	0	0.00	0	0.00
216	EMPLOYER CONTRIBUTION OPSRP	253	0	0	0.00	0	0.00
220	SOCIAL SECURITY ADMINISTRATION	189	0	0	0.00	0	0.00
231	WORKERS' COMPENSATION	11	0	0	0.00	0	0.00
240	CONTRACTUAL EMPLOYEE BENEFITS	17	0	0	0.00	0	0.00
200	ASSOCIATED PAYROLL COSTS	618	0	0	0.00	0	0.00
411	CLASSROOM/LAB SUPPLIES	3,406	0	0	0.00	0	0.00
400	SUPPLIES AND MATERIALS	3,406	0	0	0.00	0	0.00
Total Function 1223	COMMUNITY TRANSITION CENTERS	6,496	0	0	0.00	0	0.00
Function 1250	LESS RESTRICTIVE PROGRAMS FOR STUDENTS W/DISAB.						
111	LICENSED SALARIES	178,003	208,143	156,696	2.00	163,466	2.00
112	CLASSIFIED SALARIES	105,563	67,709	71,542	1.96	42,869	1.02
131	ADDITIONAL CERT SALARY	5,144	281	0	0.00	0	0.00
132	ADDITIONAL CLAS SALARY	129	288	0	0.00	0	0.00
100	SALARIES	288,839	276,421	228,238	3.96	206,335	3.02
211	EMPLOYER CONTRIBUTION TIER 1 & 2	25,588	16,658	17,193	0.00	27,411	0.00
212	EMPLOYEE CONTRIBUTION, PICK-UP	16,962	16,585	13,694	0.00	12,380	0.00
216	EMPLOYER CONTRIBUTION OPSRP	9,274	16,538	10,936	0.00	13,602	0.00
220	SOCIAL SECURITY ADMINISTRATION	21,596	20,630	16,949	0.00	15,269	0.00
231	WORKERS' COMPENSATION	1,341	1,289	1,058	0.00	950	0.00

Requirements Report

2022-23 Actuals 2023-24 Actuals Current Year Budget Current Year FTE Proposed 25-26 Budget Proposed 25-26 FTE

Fund 200 GRANT AND SPECIAL PROGRAMS FUND

Function 1250 LESS RESTRICTIVE PROGRAMS FOR STUDENTS W/DISAB.

232	UNEMPLOYMENT COMPENSATION	0	0	4,697	0.00	2,994	0.00
233	OR PFMLI	0	1,079	886	0.00	798	0.00
240	CONTRACTUAL EMPLOYEE BENEFITS	60,399	95,403	83,414	0.00	65,162	0.00
200	ASSOCIATED PAYROLL COSTS	135,159	168,182	148,827	0.00	138,566	0.00
411	CLASSROOM/LAB SUPPLIES	0	680	1,767	0.00	2,034	0.00
415	MISCELLANEOUS & TECH SUPPLIES	6,229	234	0	0.00	0	0.00
420	TEXTBOOKS	1,215	0	0	0.00	0	0.00
460	NON-CONSUMABLE ITEMS	11,682	60	0	0.00	0	0.00
480	COMPUTER HARDWARE	19,389	0	0	0.00	0	0.00
400	SUPPLIES AND MATERIALS	38,514	974	1,767	0.00	2,034	0.00

Total Function 1250	LESS RESTRICTIVE PROGRAMS FOR STUDENTS W/DISAB.	462,512	445,578	378,832	3.96	346,936	3.02
---------------------	---	---------	---------	---------	------	---------	------

Function 1260 EARLY INTERVENTION

319	OTHER INSTRUCTIONAL, PROF & TECHNICAL SR	9,356	9,663	10,000	0.00	10,000	0.00
300	PURCHASED SERVICES	9,356	9,663	10,000	0.00	10,000	0.00

Total Function 1260	EARLY INTERVENTION	9,356	9,663	10,000	0.00	10,000	0.00
---------------------	--------------------	-------	-------	--------	------	--------	------

Function 1271 REMEDIATION

131	ADDITIONAL CERT SALARY	0	30,711	0	0.00	0	0.00
132	ADDITIONAL CLAS SALARY	0	22,225	0	0.00	0	0.00
100	SALARIES	0	52,937	0	0.00	0	0.00
212	EMPLOYEE CONTRIBUTION, PICK-UP	0	2,996	0	0.00	0	0.00
216	EMPLOYER CONTRIBUTION OPSRP	0	5,368	0	0.00	0	0.00
220	SOCIAL SECURITY ADMINISTRATION	0	4,049	0	0.00	0	0.00
231	WORKERS' COMPENSATION	0	255	0	0.00	0	0.00
233	OR PFMLI	0	6	0	0.00	0	0.00

200	ASSOCIATED PAYROLL COSTS	0	12,674	0	0.00	0	0.00
319	OTHER INSTRUCTIONAL, PROF & TECHNICAL SR	75	264	0	0.00	0	0.00
332	NON-REIMBURSABLE STUDENT TRANSPORTATI	7,610	37,496	0	0.00	0	0.00
300	PURCHASED SERVICES	7,685	37,760	0	0.00	0	0.00

Requirements Report

Fund	2022-23 Actuals	2023-24 Actuals	Current Year Budget	Current Year FTE	Proposed 25-26 Budget	Proposed 25-26 FTE	
Fund 200 GRANT AND SPECIAL PROGRAMS FUND							
411	CLASSROOM/LAB SUPPLIES	2,437	3,410	0	0.00	110,000	0.00
415	MISCELLANEOUS & TECH SUPPLIES	200	0	0	0.00	0	0.00
460	NON-CONSUMABLE ITEMS	0	200	0	0.00	0	0.00
400	SUPPLIES AND MATERIALS	2,637	3,610	0	0.00	110,000	0.00
<hr/>							
Total Function 1271	REMEDIATION	10,322	106,981	0	0.00	110,000	0.00
<hr/>							
Function 1272	TITLE I						
111	LICENSED SALARIES	257,790	268,269	276,218	3.00	294,344	3.10
112	CLASSIFIED SALARIES	211,190	132,934	154,037	4.28	158,895	4.34
124	TEMPORARY - CLASSIFIED	0	49	0	0.00	0	0.00
131	ADDITIONAL CERT SALARY	100	0	0	0.00	0	0.00
132	ADDITIONAL CLAS SALARY	2,656	2,517	0	0.00	0	0.00
100	SALARIES	471,736	403,768	430,255	7.28	453,239	7.44
211	EMPLOYER CONTRIBUTION TIER 1 & 2	31,923	33,459	34,957	0.00	55,790	0.00
212	EMPLOYEE CONTRIBUTION, PICK-UP	27,581	24,194	25,815	0.00	27,194	0.00
216	EMPLOYER CONTRIBUTION OPSRP	22,485	16,881	18,601	0.00	33,632	0.00
220	SOCIAL SECURITY ADMINISTRATION	35,111	30,262	32,128	0.00	33,848	0.00
231	WORKERS' COMPENSATION	2,219	1,886	1,993	0.00	2,095	0.00
232	UNEMPLOYMENT COMPENSATION	0	0	8,904	0.00	6,637	0.00
233	OR PFMLI	0	1,575	1,680	0.00	1,770	0.00
240	CONTRACTUAL EMPLOYEE BENEFITS	136,865	122,139	126,395	0.00	151,409	0.00
200	ASSOCIATED PAYROLL COSTS	256,185	230,397	250,473	0.00	312,375	0.00
411	CLASSROOM/LAB SUPPLIES	9,267	5,867	0	0.00	351	0.00
415	MISCELLANEOUS & TECH SUPPLIES	0	7,307	0	0.00	1,282	0.00
420	TEXTBOOKS	0	32,737	68,651	0.00	34,607	0.00
460	NON-CONSUMABLE ITEMS	3,459	888	1,000	0.00	1,000	0.00
470	COMPUTER SOFTWARE	12,875	6,414	21,000	0.00	22,922	0.00
480	COMPUTER HARDWARE	158,675	33,000	150,000	0.00	40,000	0.00
400	SUPPLIES AND MATERIALS	184,276	86,213	240,651	0.00	100,162	0.00
<hr/>							
Total Function 1272	TITLE I	912,197	720,378	921,379	7.28	865,776	7.44
<hr/>							
Function 1283	DISTRICT ALTERNATIVE PROGRAMS						

Requirements Report

2022-23 Actuals 2023-24 Actuals Current Year Budget Current Year FTE Proposed 25-26 Budget Proposed 25-26 FTE

Fund 200 GRANT AND SPECIAL PROGRAMS FUND

Function		2022-23 Actuals	2023-24 Actuals	Current Year Budget	Current Year FTE	Proposed 25-26 Budget	Proposed 25-26 FTE
Function 1283	DISTRICT ALTERNATIVE PROGRAMS						
111	LICENSED SALARIES	30,996	57,699	30,591	0.50	69,208	1.00
112	CLASSIFIED SALARIES	0	0	0	0.00	27,254	0.88
100	SALARIES	30,996	57,699	30,591	0.50	96,462	1.88
212	EMPLOYEE CONTRIBUTION, PICK-UP	1,860	3,462	1,836	0.00	5,788	0.00
216	EMPLOYER CONTRIBUTION OPSRP	3,168	6,203	3,288	0.00	17,238	0.00
220	SOCIAL SECURITY ADMINISTRATION	2,329	4,228	2,250	0.00	7,190	0.00
231	WORKERS' COMPENSATION	151	268	142	0.00	451	0.00
232	UNEMPLOYMENT COMPENSATION	0	0	0	0.00	1,410	0.00
233	OR PFMLI	0	221	118	0.00	267	0.00
240	CONTRACTUAL EMPLOYEE BENEFITS	10,251	19,761	10,240	0.00	42,182	0.00
200	ASSOCIATED PAYROLL COSTS	17,759	34,143	17,874	0.00	74,524	0.00
351	TELEPHONE	90	0	0	0.00	0	0.00
359	OTHER COMMUNICATION SERVICES	1,653	1,566	10,000	0.00	0	0.00
300	PURCHASED SERVICES	1,742	1,566	10,000	0.00	0	0.00
411	CLASSROOM/LAB SUPPLIES	306	0	0	0.00	0	0.00
460	NON-CONSUMABLE ITEMS	151	0	0	0.00	0	0.00
400	SUPPLIES AND MATERIALS	456	0	0	0.00	0	0.00
Total Function 1283	DISTRICT ALTERNATIVE PROGRAMS	50,954	93,407	58,464	0.50	170,986	1.88
Function 1288	CHARTER SCHOOLS						
360	CHARTER SCHOOLS	124,938	287,167	115,000	0.00	65,000	0.00
300	PURCHASED SERVICES	124,938	287,167	115,000	0.00	65,000	0.00
Total Function 1288	CHARTER SCHOOLS	124,938	287,167	115,000	0.00	65,000	0.00
Function 1291	ENGLISH LANGUAGE LEARNER - ORS 336.079						
111	LICENSED SALARIES	26,845	0	0	0.00	0	0.00
112	CLASSIFIED SALARIES	125,171	120,593	111,215	3.50	187,879	5.38
124	TEMPORARY - CLASSIFIED	0	9,812	0	0.00	0	0.00
132	ADDITIONAL CLAS SALARY	3,420	2,601	0	0.00	0	0.00
100	SALARIES	155,436	133,007	111,215	3.50	187,879	5.38

Requirements Report

Fund	2022-23 Actuals	2023-24 Actuals	Current Year Budget	Current Year FTE	Proposed 25-26 Budget	Proposed 25-26 FTE	
Fund 200 GRANT AND SPECIAL PROGRAMS FUND							
211	EMPLOYER CONTRIBUTION TIER 1 & 2	458	0	0	0.00	0	0.00
212	EMPLOYEE CONTRIBUTION, PICK-UP	6,830	7,392	6,673	0.00	11,273	0.00
216	EMPLOYER CONTRIBUTION OPSRP	11,283	13,243	11,956	0.00	33,574	0.00
220	SOCIAL SECURITY ADMINISTRATION	11,868	10,175	8,508	0.00	14,373	0.00
231	WORKERS' COMPENSATION	747	657	539	0.00	898	0.00
232	UNEMPLOYMENT COMPENSATION	0	0	2,358	0.00	2,818	0.00
233	OR PFMLI	0	493	445	0.00	752	0.00
240	CONTRACTUAL EMPLOYEE BENEFITS	57,936	67,148	80,579	0.00	61,861	0.00
200	ASSOCIATED PAYROLL COSTS	89,121	99,108	111,057	0.00	125,548	0.00
311	INSTRUCTIONAL SERVICES	0	16,216	0	0.00	0	0.00
314	INSTRUCTIONAL SERVICES- CLASSIFIED I.A. SU	0	2,074	0	0.00	0	0.00
300	PURCHASED SERVICES	0	18,289	0	0.00	0	0.00
420	TEXTBOOKS	15,256	7,846	80,000	0.00	0	0.00
470	COMPUTER SOFTWARE	2,450	10,066	5,748	0.00	8,560	0.00
400	SUPPLIES AND MATERIALS	17,706	17,912	85,748	0.00	8,560	0.00
<hr/>							
Total Function	1291 ENGLISH LANGUAGE LEARNER - ORS 336.079	262,263	268,316	308,019	3.50	321,987	5.38
<hr/>							
Function	1293 MIGRANT EDUCATION						
131	ADDITIONAL CERT SALARY	35,529	73,448	41,000	0.00	0	0.00
132	ADDITIONAL CLAS SALARY	16,386	27,608	10,000	0.00	0	0.00
100	SALARIES	51,915	101,056	51,000	0.00	0	0.00
211	EMPLOYER CONTRIBUTION TIER 1 & 2	1,111	2,747	1,000	0.00	0	0.00
212	EMPLOYEE CONTRIBUTION, PICK-UP	2,619	5,593	6,000	0.00	0	0.00
216	EMPLOYER CONTRIBUTION OPSRP	3,609	7,848	6,000	0.00	0	0.00
220	SOCIAL SECURITY ADMINISTRATION	3,968	7,660	6,000	0.00	0	0.00
231	WORKERS' COMPENSATION	249	464	0	0.00	0	0.00
233	OR PFMLI	0	103	0	0.00	0	0.00
200	ASSOCIATED PAYROLL COSTS	11,557	24,415	19,000	0.00	0	0.00
319	OTHER INSTRUCTIONAL, PROF & TECHNICAL SR	124,012	70,936	100,000	0.00	172,500	0.00
332	NON-REIMBURSABLE STUDENT TRANSPORTATI	3,104	0	5,000	0.00	8,000	0.00
341	TRAVEL, LOCAL IN DISTRICT	46	0	1,000	0.00	1,000	0.00

Requirements Report

Fund	2022-23 Actuals	2023-24 Actuals	Current Year Budget	Current Year FTE	Proposed 25-26 Budget	Proposed 25-26 FTE	
Fund 200 GRANT AND SPECIAL PROGRAMS FUND							
Function 1293 MIGRANT EDUCATION							
342	TRAVEL, OUT OF DISTRICT	2,485	0	0	0.00	0	0.00
343	TRAVEL-STUDENT, OUT OF DISTRICT	0	726	0	0.00	0	0.00
349	OTHER TRAVEL	0	3,774	0	0.00	5,000	0.00
300	PURCHASED SERVICES	129,647	75,436	106,000	0.00	186,500	0.00
411	CLASSROOM/LAB SUPPLIES	4,425	7,678	6,000	0.00	20,000	0.00
414	FOOD SUPPLIES	5,090	2,145	3,000	0.00	0	0.00
415	MISCELLANEOUS & TECH SUPPLIES	0	0	0	0.00	5,000	0.00
470	COMPUTER SOFTWARE	0	0	0	0.00	5,000	0.00
480	COMPUTER HARDWARE	0	0	0	0.00	2,000	0.00
400	SUPPLIES AND MATERIALS	9,514	9,823	9,000	0.00	32,000	0.00
Total Function 1293 MIGRANT EDUCATION		202,634	210,730	185,000	0.00	218,500	0.00
Function 1299 OTHER PROGRAMS							
131	ADDITIONAL CERT SALARY	3,217	3,362	3,726	0.00	0	0.00
132	ADDITIONAL CLAS SALARY	3,217	3,391	3,726	0.00	8,634	0.00
100	SALARIES	6,434	6,753	7,452	0.00	8,634	0.00
211	EMPLOYER CONTRIBUTION TIER 1 & 2	0	35	38	0.00	909	0.00
212	EMPLOYEE CONTRIBUTION, PICK-UP	193	405	447	0.00	518	0.00
216	EMPLOYER CONTRIBUTION OPSRP	329	699	771	0.00	771	0.00
220	SOCIAL SECURITY ADMINISTRATION	492	517	570	0.00	660	0.00
231	WORKERS' COMPENSATION	31	32	33	0.00	39	0.00
232	UNEMPLOYMENT COMPENSATION	0	0	158	0.00	129	0.00
233	OR PFMLI	0	27	30	0.00	35	0.00
200	ASSOCIATED PAYROLL COSTS	1,045	1,714	2,047	0.00	3,062	0.00
374	OTHER TUITION	0	0	15,000	0.00	15,000	0.00
300	PURCHASED SERVICES	0	0	15,000	0.00	15,000	0.00
411	CLASSROOM/LAB SUPPLIES	0	0	11,501	0.00	804	0.00
400	SUPPLIES AND MATERIALS	0	0	11,501	0.00	804	0.00
Total Function 1299 OTHER PROGRAMS		7,479	8,467	36,000	0.00	27,500	0.00

Requirements Report

Fund	2022-23 Actuals	2023-24 Actuals	Current Year Budget	Current Year FTE	Proposed 25-26 Budget	Proposed 25-26 FTE
Fund 200 GRANT AND SPECIAL PROGRAMS FUND						
Function 1400 SUMMER SCHOOL PROGRAMS						
113	ADMINISTRATORS	16,766	180	0	0.00	13,000 0.00
131	ADDITIONAL CERT SALARY	47,705	792	200,000	0.00	105,000 0.00
132	ADDITIONAL CLAS SALARY	12,250	2,800	160,000	0.00	75,000 0.00
100	SALARIES	76,720	3,773	360,000	0.00	193,000 0.00
211	EMPLOYER CONTRIBUTION TIER 1 & 2	307	0	0	0.00	4,000 0.00
212	EMPLOYEE CONTRIBUTION, PICK-UP	4,310	173	20,000	0.00	10,000 0.00
216	EMPLOYER CONTRIBUTION OPSRP	7,107	310	30,000	0.00	19,000 0.00
218	RETIREE OPSRP CONTRIBUTION	6	0	0	0.00	0 0.00
220	SOCIAL SECURITY ADMINISTRATION	5,857	289	27,000	0.00	15,000 0.00
231	WORKERS' COMPENSATION	358	18	0	0.00	500 0.00
232	UNEMPLOYMENT COMPENSATION	0	0	0	0.00	1,000 0.00
233	OR PFMLI	0	13	3,973	0.00	500 0.00
240	CONTRACTUAL EMPLOYEE BENEFITS	1,656	0	0	0.00	0 0.00
200	ASSOCIATED PAYROLL COSTS	19,600	803	80,973	0.00	50,000 0.00
319	OTHER INSTRUCTIONAL, PROF & TECHNICAL SR	121,643	0	50,000	0.00	80,000 0.00
324	RENTALS	0	0	0	0.00	1,000 0.00
332	NON-REIMBURSABLE STUDENT TRANSPORTATI	23,519	1,207	20,000	0.00	15,000 0.00
343	TRAVEL-STUDENT, OUT OF DISTRICT	0	0	0	0.00	5,000 0.00
300	PURCHASED SERVICES	145,162	1,207	70,000	0.00	101,000 0.00
411	CLASSROOM/LAB SUPPLIES	3,803	5,488	4,027	0.00	44,000 0.00
415	MISCELLANEOUS & TECH SUPPLIES	0	90	0	0.00	0 0.00
420	TEXTBOOKS	0	23,675	0	0.00	0 0.00
460	NON-CONSUMABLE ITEMS	150	185	0	0.00	0 0.00
470	COMPUTER SOFTWARE	25	125	0	0.00	0 0.00
480	COMPUTER HARDWARE	0	192	0	0.00	0 0.00
400	SUPPLIES AND MATERIALS	3,978	29,755	4,027	0.00	44,000 0.00
Total Function 1400 SUMMER SCHOOL PROGRAMS		245,461	35,538	515,000	0.00	388,000 0.00
Function 1430 HIGH SCHOOL SUMMER SCHOOL PROGRAM						
113	ADMINISTRATORS	0	0	0	0.00	7,000 0.00
131	ADDITIONAL CERT SALARY	950	1,818	0	0.00	20,000 0.00

Requirements Report

Fund	2022-23 Actuals	2023-24 Actuals	Current Year Budget	Current Year FTE	Proposed 25-26 Budget	Proposed 25-26 FTE
Fund 200 GRANT AND SPECIAL PROGRAMS FUND						
Function 1430 HIGH SCHOOL SUMMER SCHOOL PROGRAM						
132	ADDITIONAL CLAS SALARY	1,707	4,876	0	0.00	20,000 0.00
100	SALARIES	2,657	6,694	0	0.00	47,000 0.00
212	EMPLOYEE CONTRIBUTION, PICK-UP	143	402	0	0.00	0 0.00
216	EMPLOYER CONTRIBUTION OPSRP	243	720	0	0.00	10,000 0.00
220	SOCIAL SECURITY ADMINISTRATION	202	512	0	0.00	0 0.00
231	WORKERS' COMPENSATION	13	32	0	0.00	0 0.00
233	OR PFMLI	0	12	0	0.00	0 0.00
200	ASSOCIATED PAYROLL COSTS	601	1,677	0	0.00	10,000 0.00
319	OTHER INSTRUCTIONAL, PROF & TECHNICAL SR	18,000	0	0	0.00	10,000 0.00
332	NON-REIMBURSABLE STUDENT TRANSPORTATI	2,864	0	0	0.00	0 0.00
343	TRAVEL-STUDENT, OUT OF DISTRICT	0	239	0	0.00	2,000 0.00
300	PURCHASED SERVICES	20,864	239	0	0.00	12,000 0.00
411	CLASSROOM/LAB SUPPLIES	319	0	0	0.00	2,000 0.00
400	SUPPLIES AND MATERIALS	319	0	0	0.00	2,000 0.00
Total Function	1430 HIGH SCHOOL SUMMER SCHOOL PROGRAM	24,441	8,610	0	0.00	71,000 0.00
Function 1460 SPECIAL PROGRAMS, SUMMER SCHOOL						
131	ADDITIONAL CERT SALARY	0	3,254	0	0.00	0 0.00
132	ADDITIONAL CLAS SALARY	0	2,123	0	0.00	0 0.00
100	SALARIES	0	5,377	0	0.00	0 0.00
211	EMPLOYER CONTRIBUTION TIER 1 & 2	0	35	0	0.00	0 0.00
212	EMPLOYEE CONTRIBUTION, PICK-UP	0	287	0	0.00	0 0.00
216	EMPLOYER CONTRIBUTION OPSRP	0	486	0	0.00	0 0.00
220	SOCIAL SECURITY ADMINISTRATION	0	411	0	0.00	0 0.00
231	WORKERS' COMPENSATION	0	25	0	0.00	0 0.00
233	OR PFMLI	0	1	0	0.00	0 0.00
200	ASSOCIATED PAYROLL COSTS	0	1,245	0	0.00	0 0.00
Total Function	1460 SPECIAL PROGRAMS, SUMMER SCHOOL	0	6,622	0	0.00	0 0.00

Requirements Report

		2022-23 Actuals	2023-24 Actuals	Current Year Budget	Current Year FTE	Proposed 25-26 Budget	Proposed 25-26 FTE
Fund 200	GRANT AND SPECIAL PROGRAMS FUND						
Function 1490	OTHER SUMMER SCHOOL PROGRAMS						
121	SUBSTITUTES - LICENSED	0	238	0	0.00	0	0.00
131	ADDITIONAL CERT SALARY	5,923	14,712	62,000	0.00	0	0.00
132	ADDITIONAL CLAS SALARY	2,932	3,011	25,000	0.00	0	0.00
100	SALARIES	8,855	17,961	87,000	0.00	0	0.00
211	EMPLOYER CONTRIBUTION TIER 1 & 2	182	365	5,000	0.00	0	0.00
212	EMPLOYEE CONTRIBUTION, PICK-UP	471	945	5,000	0.00	0	0.00
216	EMPLOYER CONTRIBUTION OPSRP	663	1,404	5,000	0.00	0	0.00
217	RETIREE TIER 1 & 2 CONTRIBUTION	18	84	0	0.00	0	0.00
220	SOCIAL SECURITY ADMINISTRATION	667	1,356	5,000	0.00	0	0.00
231	WORKERS' COMPENSATION	43	85	0	0.00	0	0.00
233	OR PFMLI	0	50	0	0.00	0	0.00
200	ASSOCIATED PAYROLL COSTS	2,045	4,288	20,000	0.00	0	0.00
319	OTHER INSTRUCTIONAL, PROF & TECHNICAL SR	3,590	26,905	0	0.00	0	0.00
332	NON-REIMBURSABLE STUDENT TRANSPORTATI	4,636	3,401	0	0.00	0	0.00
341	TRAVEL, LOCAL IN DISTRICT	0	169	0	0.00	0	0.00
300	PURCHASED SERVICES	8,226	30,474	0	0.00	0	0.00
411	CLASSROOM/LAB SUPPLIES	8,811	10,935	10,000	0.00	0	0.00
420	TEXTBOOKS	286	231	0	0.00	0	0.00
460	NON-CONSUMABLE ITEMS	0	1,403	0	0.00	0	0.00
400	SUPPLIES AND MATERIALS	9,097	12,569	10,000	0.00	0	0.00
Total Function 1490	OTHER SUMMER SCHOOL PROGRAMS	28,223	65,292	117,000	0.00	0	0.00
Major Function 1000	INSTRUCTION	5,751,025	4,726,930	5,578,154	34.15	5,460,067	37.50
Function 2110	ATTENDANCE & SOCIAL WORK SERVICES						
331	REIMBURSABLE STUDENT TRANSPORTATION	0	1,326	0	0.00	0	0.00
343	TRAVEL-STUDENT, OUT OF DISTRICT	0	700	10,000	0.00	0	0.00
389	OTHER NON-INSTRUCTIONAL PROF & TECH SRV	20,227	20,000	10,000	0.00	10,000	0.00
300	PURCHASED SERVICES	20,227	22,026	20,000	0.00	10,000	0.00
411	CLASSROOM/LAB SUPPLIES	13,079	20,862	20,000	0.00	0	0.00
415	MISCELLANEOUS & TECH SUPPLIES	0	0	10,000	0.00	0	0.00

Requirements Report

Fund	2022-23 Actuals	2023-24 Actuals	Current Year Budget	Current Year FTE	Proposed 25-26 Budget	Proposed 25-26 FTE	
Fund 200 GRANT AND SPECIAL PROGRAMS FUND							
400	SUPPLIES AND MATERIALS	13,079	20,862	30,000	0.00	0	0.00
640	DUES AND FEES	0	1,200	0	0.00	0	0.00
600	OTHER OBJECTS	0	1,200	0	0.00	0	0.00
<hr/>							
Total Function	2110 ATTENDANCE & SOCIAL WORK SERVICES	33,307	44,088	50,000	0.00	10,000	0.00
<hr/>							
Function	2112 ATTENDANCE SERVICES						
112	CLASSIFIED SALARIES	2,000	0	0	0.00	0	0.00
131	ADDITIONAL CERT SALARY	176	0	0	0.00	0	0.00
100	SALARIES	2,176	0	0	0.00	0	0.00
212	EMPLOYEE CONTRIBUTION, PICK-UP	131	0	0	0.00	0	0.00
216	EMPLOYER CONTRIBUTION OPSRP	222	0	0	0.00	0	0.00
220	SOCIAL SECURITY ADMINISTRATION	167	0	0	0.00	0	0.00
231	WORKERS' COMPENSATION	10	0	0	0.00	0	0.00
200	ASSOCIATED PAYROLL COSTS	529	0	0	0.00	0	0.00
411	CLASSROOM/LAB SUPPLIES	0	0	1,000	0.00	0	0.00
400	SUPPLIES AND MATERIALS	0	0	1,000	0.00	0	0.00
<hr/>							
Total Function	2112 ATTENDANCE SERVICES	2,706	0	1,000	0.00	0	0.00
<hr/>							
Function	2113 SOCIAL WORK SERVICES						
415	MISCELLANEOUS & TECH SUPPLIES	0	4,209	0	0.00	0	0.00
400	SUPPLIES AND MATERIALS	0	4,209	0	0.00	0	0.00
<hr/>							
Total Function	2113 SOCIAL WORK SERVICES	0	4,209	0	0.00	0	0.00
<hr/>							
Function	2115 STUDENT SAFETY						
112	CLASSIFIED SALARIES	28,790	28,329	30,054	1.00	32,399	1.00
132	ADDITIONAL CLAS SALARY	2,835	2,969	0	0.00	0	0.00
100	SALARIES	31,626	31,298	30,054	1.00	32,399	1.00
212	EMPLOYEE CONTRIBUTION, PICK-UP	1,898	1,878	1,803	0.00	1,944	0.00
216	EMPLOYER CONTRIBUTION OPSRP	3,233	3,365	3,231	0.00	5,790	0.00
220	SOCIAL SECURITY ADMINISTRATION	2,420	2,394	2,299	0.00	2,479	0.00

Requirements Report

		2022-23 Actuals	2023-24 Actuals	Current Year Budget	Current Year FTE	Proposed 25-26 Budget	Proposed 25-26 FTE
<hr/>							
Fund 200	GRANT AND SPECIAL PROGRAMS FUND						
<hr/>							
Function 2115	STUDENT SAFETY						
231	WORKERS' COMPENSATION	151	148	146	0.00	157	0.00
232	UNEMPLOYMENT COMPENSATION	0	0	637	0.00	486	0.00
233	OR PFMLI	0	125	120	0.00	130	0.00
240	CONTRACTUAL EMPLOYEE BENEFITS	2,540	2,546	3,266	0.00	3,198	0.00
200	ASSOCIATED PAYROLL COSTS	10,243	10,456	11,503	0.00	14,183	0.00
389	OTHER NON-INSTRUCTIONAL PROF & TECH SRV	33,686	76,642	60,000	0.00	80,000	0.00
300	PURCHASED SERVICES	33,686	76,642	60,000	0.00	80,000	0.00
415	MISCELLANEOUS & TECH SUPPLIES	0	578	0	0.00	0	0.00
460	NON-CONSUMABLE ITEMS	16,495	2,239	0	0.00	0	0.00
470	COMPUTER SOFTWARE	6,787	11,220	0	0.00	0	0.00
480	COMPUTER HARDWARE	0	209	0	0.00	0	0.00
400	SUPPLIES AND MATERIALS	23,281	14,245	0	0.00	0	0.00
<hr/>							
Total Function 2115	STUDENT SAFETY	98,836	132,641	101,557	1.00	126,582	1.00
<hr/>							
Function 2119	OTHER ATTENDANCE & SOCIAL WORK SERVICES						
311	INSTRUCTIONAL SERVICES	1,493	0	0	0.00	0	0.00
319	OTHER INSTRUCTIONAL, PROF & TECHNICAL SR	99,187	69,230	0	0.00	0	0.00
324	RENTALS	0	1,620	0	0.00	0	0.00
342	TRAVEL, OUT OF DISTRICT	0	2,964	0	0.00	0	0.00
343	TRAVEL-STUDENT, OUT OF DISTRICT	0	118	0	0.00	0	0.00
300	PURCHASED SERVICES	100,681	73,932	0	0.00	0	0.00
411	CLASSROOM/LAB SUPPLIES	31,598	14,851	0	0.00	0	0.00
460	NON-CONSUMABLE ITEMS	2,972	0	0	0.00	0	0.00
400	SUPPLIES AND MATERIALS	34,569	14,851	0	0.00	0	0.00
<hr/>							
Total Function 2119	OTHER ATTENDANCE & SOCIAL WORK SERVICES	135,250	88,783	0	0.00	0	0.00
<hr/>							
Function 2122	COUNSELING SERVICES						
111	LICENSED SALARIES	61,411	141,668	183,583	2.00	88,735	1.00
112	CLASSIFIED SALARIES	1,509	0	0	0.00	0	0.00
131	ADDITIONAL CERT SALARY	0	642	0	0.00	0	0.00
<hr/>							

Requirements Report

Fund	2022-23 Actuals	2023-24 Actuals	Current Year Budget	Current Year FTE	Proposed 25-26 Budget	Proposed 25-26 FTE	
Fund 200 GRANT AND SPECIAL PROGRAMS FUND							
100	SALARIES	62,919	142,310	183,583	2.00	88,735	1.00
212	EMPLOYEE CONTRIBUTION, PICK-UP	3,775	8,539	28,095	0.00	5,324	0.00
216	EMPLOYER CONTRIBUTION OPSRP	6,430	15,298	19,295	0.00	15,857	0.00
220	SOCIAL SECURITY ADMINISTRATION	4,719	10,779	13,880	0.00	6,348	0.00
231	WORKERS' COMPENSATION	292	657	697	0.00	403	0.00
232	UNEMPLOYMENT COMPENSATION	0	0	3,181	0.00	1,245	0.00
233	OR PFMLI	0	564	600	0.00	332	0.00
240	CONTRACTUAL EMPLOYEE BENEFITS	18,900	37,882	40,588	0.00	21,081	0.00
200	ASSOCIATED PAYROLL COSTS	34,116	73,718	106,337	0.00	50,590	0.00
324	RENTALS	0	310	0	0.00	0	0.00
300	PURCHASED SERVICES	0	310	0	0.00	0	0.00
411	CLASSROOM/LAB SUPPLIES	0	434	0	0.00	0	0.00
412	OFFICE SUPPLIES	0	0	75	0.00	75	0.00
414	FOOD SUPPLIES	0	403	0	0.00	1,000	0.00
460	NON-CONSUMABLE ITEMS	0	0	150	0.00	150	0.00
470	COMPUTER SOFTWARE	0	0	150	0.00	150	0.00
480	COMPUTER HARDWARE	0	1,489	900	0.00	0	0.00
400	SUPPLIES AND MATERIALS	0	2,326	1,275	0.00	1,375	0.00
<hr/>							
Total Function	2122 COUNSELING SERVICES	97,035	218,664	291,195	2.00	140,700	1.00
<hr/>							
Function	2126 PLACEMENT SERVICES						
374	OTHER TUITION	2,956	800	3,000	0.00	4,000	0.00
300	PURCHASED SERVICES	2,956	800	3,000	0.00	4,000	0.00
<hr/>							
Total Function	2126 PLACEMENT SERVICES	2,956	800	3,000	0.00	4,000	0.00
<hr/>							
Function	2129 OTHER GUIDANCE SERVICES						
111	LICENSED SALARIES	137,947	235,342	323,016	5.00	329,346	5.00
112	CLASSIFIED SALARIES	172,318	182,756	173,509	4.25	161,724	3.75
131	ADDITIONAL CERT SALARY	167	5,388	0	0.00	0	0.00
132	ADDITIONAL CLAS SALARY	2,246	3,383	0	0.00	0	0.00
133	ADDITIONAL ATHLETIC/ADVISOR SALARY	3,432	3,525	3,958	0.00	0	0.00

Requirements Report

Fund	2022-23 Actuals	2023-24 Actuals	Current Year Budget	Current Year FTE	Proposed 25-26 Budget	Proposed 25-26 FTE
Fund 200 GRANT AND SPECIAL PROGRAMS FUND						
100	SALARIES	316,110	430,394	500,483	9.25	491,070 8.75
211	EMPLOYER CONTRIBUTION TIER 1 & 2	205	0	0	0.00	0 0.00
212	EMPLOYEE CONTRIBUTION, PICK-UP	17,025	25,889	30,029	0.00	29,464 0.00
216	EMPLOYER CONTRIBUTION OPSRP	28,842	46,385	53,802	0.00	87,754 0.00
220	SOCIAL SECURITY ADMINISTRATION	23,538	32,016	37,224	0.00	37,096 0.00
231	WORKERS' COMPENSATION	1,501	2,025	2,332	0.00	2,278 0.00
232	UNEMPLOYMENT COMPENSATION	0	0	10,316	0.00	7,274 0.00
233	OR PFMLI	0	1,674	1,946	0.00	1,940 0.00
240	CONTRACTUAL EMPLOYEE BENEFITS	99,993	134,478	151,263	0.00	148,446 0.00
200	ASSOCIATED PAYROLL COSTS	171,104	242,467	286,912	0.00	314,251 0.00
311	INSTRUCTIONAL SERVICES	0	4,700	0	0.00	0 0.00
319	OTHER INSTRUCTIONAL, PROF & TECHNICAL SR	0	80,489	0	0.00	100,000 0.00
324	RENTALS	650	650	0	0.00	0 0.00
342	TRAVEL, OUT OF DISTRICT	1,225	0	0	0.00	0 0.00
343	TRAVEL-STUDENT, OUT OF DISTRICT	1,134	266	0	0.00	0 0.00
351	TELEPHONE	376	301	500	0.00	500 0.00
382	LEGAL SERVICES	0	620	0	0.00	0 0.00
389	OTHER NON-INSTRUCTIONAL PROF & TECH SRV	28,000	0	10,000	0.00	0 0.00
300	PURCHASED SERVICES	31,385	87,025	10,500	0.00	100,500 0.00
411	CLASSROOM/LAB SUPPLIES	4,983	4,587	7,000	0.00	13,500 0.00
414	FOOD SUPPLIES	353	538	1,000	0.00	2,000 0.00
415	MISCELLANEOUS & TECH SUPPLIES	164	0	0	0.00	0 0.00
470	COMPUTER SOFTWARE	0	16,875	0	0.00	16,000 0.00
400	SUPPLIES AND MATERIALS	5,500	22,000	8,000	0.00	31,500 0.00
<hr/>						
Total Function	2129 OTHER GUIDANCE SERVICES	524,100	781,886	805,896	9.25	937,321 8.75
<hr/>						
Function	2132 MEDICAL SERVICES					
313	STUDENT SERVICES	132,536	405,036	387,500	0.00	239,500 0.00
382	LEGAL SERVICES	1,134	0	0	0.00	0 0.00
389	OTHER NON-INSTRUCTIONAL PROF & TECH SRV	0	0	3,000	0.00	3,000 0.00
300	PURCHASED SERVICES	133,670	405,036	390,500	0.00	242,500 0.00
411	CLASSROOM/LAB SUPPLIES	0	14	0	0.00	0 0.00

Requirements Report

Fund	2022-23 Actuals	2023-24 Actuals	Current Year Budget	Current Year FTE	Proposed 25-26 Budget	Proposed 25-26 FTE
Fund 200 GRANT AND SPECIAL PROGRAMS FUND						
Function 2132 MEDICAL SERVICES						
415	MISCELLANEOUS & TECH SUPPLIES	0	165	0	0.00	0.00
470	COMPUTER SOFTWARE	0	0	27,500	0.00	0.00
400	SUPPLIES AND MATERIALS	0	179	27,500	0.00	0.00
520	BUILDINGS ACQUISITION	8,905	294,303	0	0.00	0.00
541	INITIAL & ADDITIONAL EQUIPMENT PURCHASE	0	7,054	0	0.00	0.00
500	CAPITAL OUTLAY	8,905	301,357	0	0.00	0.00
Total Function 2132 MEDICAL SERVICES		142,575	706,572	418,000	0.00	242,500
Function 2134 NURSE SERVICES						
111	LICENSED SALARIES	0	80,377	82,750	1.00	85,233
131	ADDITIONAL CERT SALARY	0	1,697	0	0.00	0.00
100	SALARIES	0	82,075	82,750	1.00	85,233
211	EMPLOYER CONTRIBUTION TIER 1 & 2	0	2,730	11,246	0.00	0.00
212	EMPLOYEE CONTRIBUTION, PICK-UP	0	2,410	4,965	0.00	5,114
216	EMPLOYER CONTRIBUTION OPSRP	0	3,408	0	0.00	15,231
220	SOCIAL SECURITY ADMINISTRATION	0	5,964	6,028	0.00	6,202
231	WORKERS' COMPENSATION	0	375	378	0.00	389
232	UNEMPLOYMENT COMPENSATION	0	0	1,670	0.00	1,216
233	OR PFMLI	0	312	315	0.00	324
240	CONTRACTUAL EMPLOYEE BENEFITS	0	19,761	20,481	0.00	21,081
200	ASSOCIATED PAYROLL COSTS	0	34,960	45,083	0.00	49,557
342	TRAVEL, OUT OF DISTRICT	0	654	0	0.00	1,875
351	TELEPHONE	357	425	0	0.00	500
389	OTHER NON-INSTRUCTIONAL PROF & TECH SRV	82,374	0	0	0.00	0.00
300	PURCHASED SERVICES	82,731	1,079	0	0.00	2,375
411	CLASSROOM/LAB SUPPLIES	0	621	0	0.00	900
460	NON-CONSUMABLE ITEMS	180	0	0	0.00	0.00
470	COMPUTER SOFTWARE	77	119	0	0.00	100
480	COMPUTER HARDWARE	502	1,765	0	0.00	0.00
400	SUPPLIES AND MATERIALS	759	2,505	0	0.00	1,000

Requirements Report

2022-23 Actuals 2023-24 Actuals Current Year Budget Current Year FTE Proposed 25-26 Budget Proposed 25-26 FTE

Fund 200 GRANT AND SPECIAL PROGRAMS FUND

Function		2022-23 Actuals	2023-24 Actuals	Current Year Budget	Current Year FTE	Proposed 25-26 Budget	Proposed 25-26 FTE
2152	SPEECH PATHOLOGY SERVICES						
217	RETIREE TIER 1 & 2 CONTRIBUTION	12,418	0	0	0.00	0	0.00
220	SOCIAL SECURITY ADMINISTRATION	14,920	10,996	12,799	0.00	13,169	0.00
231	WORKERS' COMPENSATION	909	661	763	0.00	784	0.00
232	UNEMPLOYMENT COMPENSATION	0	0	3,547	0.00	2,582	0.00
233	OR PFMLI	0	575	669	0.00	689	0.00
240	CONTRACTUAL EMPLOYEE BENEFITS	34,461	34,955	39,687	0.00	40,743	0.00
200	ASSOCIATED PAYROLL COSTS	79,916	67,210	85,489	0.00	99,036	0.00
319	OTHER INSTRUCTIONAL, PROF & TECHNICAL SR	0	2,600	0	0.00	10,000	0.00
342	TRAVEL, OUT OF DISTRICT	4,169	0	0	0.00	0	0.00
300	PURCHASED SERVICES	4,169	2,600	0	0.00	10,000	0.00
460	NON-CONSUMABLE ITEMS	0	6,883	0	0.00	0	0.00
480	COMPUTER HARDWARE	0	1,149	0	0.00	0	0.00
400	SUPPLIES AND MATERIALS	0	8,032	0	0.00	0	0.00
Total Function	2152 SPEECH PATHOLOGY SERVICES	283,336	221,577	252,792	2.00	281,087	2.00

Function		2022-23 Actuals	2023-24 Actuals	Current Year Budget	Current Year FTE	Proposed 25-26 Budget	Proposed 25-26 FTE
2190	SERVICE DIRECTION, STUDENT SUPPORT SERVICES						
112	CLASSIFIED SALARIES	16,999	16,543	17,320	0.25	20,397	0.25
113	ADMINISTRATORS	500	0	0	0.00	0	0.00
100	SALARIES	17,499	16,543	17,320	0.25	20,397	0.25
211	EMPLOYER CONTRIBUTION TIER 1 & 2	67	0	0	0.00	0	0.00
212	EMPLOYEE CONTRIBUTION, PICK-UP	1,042	993	1,039	0.00	1,224	0.00
216	EMPLOYER CONTRIBUTION OPSRP	1,724	1,778	1,862	0.00	3,645	0.00
220	SOCIAL SECURITY ADMINISTRATION	1,321	1,266	1,325	0.00	1,560	0.00
231	WORKERS' COMPENSATION	82	78	88	0.00	95	0.00
232	UNEMPLOYMENT COMPENSATION	0	0	367	0.00	306	0.00
233	OR PFMLI	0	56	69	0.00	82	0.00
240	CONTRACTUAL EMPLOYEE BENEFITS	6,301	6,790	7,080	0.00	7,284	0.00
200	ASSOCIATED PAYROLL COSTS	10,536	10,960	11,830	0.00	14,196	0.00
Total Function	2190 SERVICE DIRECTION, STUDENT SUPPORT SERVICES	28,035	27,504	29,150	0.25	34,593	0.25

Requirements Report

2022-23 Actuals	2023-24 Actuals	Current Year Budget	Current Year FTE	Proposed 25-26 Budget	Proposed 25-26 FTE
-----------------	-----------------	---------------------	------------------	-----------------------	--------------------

Fund 200 GRANT AND SPECIAL PROGRAMS FUND

Function	2211	SERVICE AREA DIRECTION					
	113	ADMINISTRATORS	500	0	0	0.00	0
							0.00
	100	SALARIES	500	0	0	0.00	0
							0.00
	211	EMPLOYER CONTRIBUTION TIER 1 & 2	67	0	0	0.00	0
							0.00
	212	EMPLOYEE CONTRIBUTION, PICK-UP	30	0	0	0.00	0
							0.00
	220	SOCIAL SECURITY ADMINISTRATION	38	0	0	0.00	0
							0.00
	231	WORKERS' COMPENSATION	2	0	0	0.00	0
							0.00
	200	ASSOCIATED PAYROLL COSTS	137	0	0	0.00	0
							0.00

Total Function	2211	SERVICE AREA DIRECTION	637	0	0	0.00	0
----------------	------	------------------------	-----	---	---	------	---

Function	2213	CURRICULUM DEVELOPMENT					
	111	LICENSED SALARIES	18,183	18,994	19,113	0.20	19,686
							0.20
	131	ADDITIONAL CERT SALARY	9,223	0	0	0.00	21,750
							0.00
	100	SALARIES	27,406	18,994	19,113	0.20	41,436
							0.20
	211	EMPLOYER CONTRIBUTION TIER 1 & 2	214	0	0	0.00	316
							0.00
	212	EMPLOYEE CONTRIBUTION, PICK-UP	1,644	1,140	1,147	0.00	2,486
							0.00
	216	EMPLOYER CONTRIBUTION OPSRP	2,637	2,042	2,055	0.00	7,137
							0.00
	220	SOCIAL SECURITY ADMINISTRATION	1,930	1,301	1,320	0.00	3,015
							0.00
	231	WORKERS' COMPENSATION	124	86	87	0.00	185
							0.00
	232	UNEMPLOYMENT COMPENSATION	0	0	366	0.00	591
							0.00
	233	OR PFMLI	0	68	69	0.00	158
							0.00
	240	CONTRACTUAL EMPLOYEE BENEFITS	3,807	3,952	4,096	0.00	4,216
							0.00
	200	ASSOCIATED PAYROLL COSTS	10,357	8,589	9,139	0.00	18,103
							0.00
	311	INSTRUCTIONAL SERVICES	0	0	4,337	0.00	0
							0.00
	312	INSTRUCTIONAL PROGRAMS IMPROVEMENT SR	0	0	0	0.00	25,000
							0.00
	300	PURCHASED SERVICES	0	0	4,337	0.00	25,000
							0.00
	470	COMPUTER SOFTWARE	8,958	4,558	0	0.00	0
							0.00
	400	SUPPLIES AND MATERIALS	8,958	4,558	0	0.00	0
							0.00

Total Function	2213	CURRICULUM DEVELOPMENT	46,721	32,142	32,590	0.20	84,539
----------------	------	------------------------	--------	--------	--------	------	--------

Function 2222 LIBRARY/MEDIA CENTER

Requirements Report

Fund	2022-23 Actuals	2023-24 Actuals	Current Year Budget	Current Year FTE	Proposed 25-26 Budget	Proposed 25-26 FTE
Fund 200 GRANT AND SPECIAL PROGRAMS FUND						
Function 2222 LIBRARY/MEDIA CENTER						
112	CLASSIFIED SALARIES	4,688	0	0	0.00	0.00
100	SALARIES	4,688	0	0	0.00	0.00
211	EMPLOYER CONTRIBUTION TIER 1 & 2	258	0	0	0.00	0.00
212	EMPLOYEE CONTRIBUTION, PICK-UP	225	0	0	0.00	0.00
216	EMPLOYER CONTRIBUTION OPSRP	185	0	0	0.00	0.00
220	SOCIAL SECURITY ADMINISTRATION	359	0	0	0.00	0.00
231	WORKERS' COMPENSATION	21	0	0	0.00	0.00
200	ASSOCIATED PAYROLL COSTS	1,048	0	0	0.00	0.00
<hr/>						
Total Function	2222 LIBRARY/MEDIA CENTER	5,735	0	0	0.00	0.00
Function 2230 ASSESSMENT AND TESTING						
411	CLASSROOM/LAB SUPPLIES	0	0	0	0.00	110.00
470	COMPUTER SOFTWARE	1,421	1,979	3,000	0.00	2,490.00
400	SUPPLIES AND MATERIALS	1,421	1,979	3,000	0.00	2,600.00
640	DUES AND FEES	0	0	0	0.00	1,000.00
600	OTHER OBJECTS	0	0	0	0.00	1,000.00
<hr/>						
Total Function	2230 ASSESSMENT AND TESTING	1,421	1,979	3,000	0.00	3,600.00
Function 2240 INSTRUCTIONAL STAFF DEVELOPMENT						
111	LICENSED SALARIES	351,933	383,711	285,318	3.17	371,656.00
131	ADDITIONAL CERT SALARY	140,056	110,010	86,250	0.00	27,375.00
132	ADDITIONAL CLAS SALARY	19,082	21,482	56,000	0.00	2,000.00
100	SALARIES	511,071	515,203	427,568	3.17	401,031.00
211	EMPLOYER CONTRIBUTION TIER 1 & 2	26,472	39,167	35,599	0.00	40,082.00
212	EMPLOYEE CONTRIBUTION, PICK-UP	30,422	30,473	25,204	0.00	18,522.00
216	EMPLOYER CONTRIBUTION OPSRP	31,523	23,615	17,623	0.00	21,136.00
217	RETIREE TIER 1 & 2 CONTRIBUTION	662	204	204	0.00	19,437.00
220	SOCIAL SECURITY ADMINISTRATION	38,240	37,859	31,307	0.00	29,507.00
231	WORKERS' COMPENSATION	2,363	2,377	1,677	0.00	1,818.00
232	UNEMPLOYMENT COMPENSATION	0	0	7,567	0.00	5,786.00

Requirements Report

	2022-23 Actuals	2023-24 Actuals	Current Year Budget	Current Year FTE	Proposed 25-26 Budget	Proposed 25-26 FTE
<hr/>						
Fund 200 GRANT AND SPECIAL PROGRAMS FUND						
<hr/>						
Function 2240 INSTRUCTIONAL STAFF DEVELOPMENT						
233 OR PFMLI	0	1,980	2,428	0.00	1,543	0.00
240 CONTRACTUAL EMPLOYEE BENEFITS	61,552	70,063	44,452	0.00	63,252	0.00
200 ASSOCIATED PAYROLL COSTS	191,235	205,736	166,061	0.00	201,082	0.00
311 INSTRUCTIONAL SERVICES	32,270	21,123	37,900	0.00	33,200	0.00
312 INSTRUCTIONAL PROGRAMS IMPROVEMENT SR	199,275	189,596	96,000	0.00	114,928	0.00
314 INSTRUCTIONAL SERVICES- CLASSIFIED I.A. SUI	0	551	0	0.00	2,000	0.00
319 OTHER INSTRUCTIONAL, PROF & TECHNICAL SR	0	0	20,000	0.00	0	0.00
341 TRAVEL, LOCAL IN DISTRICT	150	0	0	0.00	0	0.00
342 TRAVEL, OUT OF DISTRICT	72,480	47,367	61,000	0.00	15,900	0.00
349 OTHER TRAVEL	0	400	0	0.00	0	0.00
382 LEGAL SERVICES	513	279	0	0.00	0	0.00
300 PURCHASED SERVICES	304,689	259,317	214,900	0.00	166,028	0.00
411 CLASSROOM/LAB SUPPLIES	1,907	2,848	11,729	0.00	0	0.00
414 FOOD SUPPLIES	116	0	500	0.00	500	0.00
415 MISCELLANEOUS & TECH SUPPLIES	855	0	100	0.00	100	0.00
460 NON-CONSUMABLE ITEMS	16,998	235	0	0.00	0	0.00
470 COMPUTER SOFTWARE	8,560	8,294	0	0.00	0	0.00
400 SUPPLIES AND MATERIALS	28,435	11,377	12,329	0.00	600	0.00
<hr/>						
Total Function 2240 INSTRUCTIONAL STAFF DEVELOPMENT	1,035,430	991,634	820,858	3.17	768,741	4.00
<hr/>						
Function 2312 BOARD SECRETARY SERVICES						
112 CLASSIFIED SALARIES	1,000	0	0	0.00	0	0.00
100 SALARIES	1,000	0	0	0.00	0	0.00
212 EMPLOYEE CONTRIBUTION, PICK-UP	60	0	0	0.00	0	0.00
216 EMPLOYER CONTRIBUTION OPSRP	102	0	0	0.00	0	0.00
220 SOCIAL SECURITY ADMINISTRATION	77	0	0	0.00	0	0.00
231 WORKERS' COMPENSATION	4	0	0	0.00	0	0.00
200 ASSOCIATED PAYROLL COSTS	243	0	0	0.00	0	0.00
<hr/>						
Total Function 2312 BOARD SECRETARY SERVICES	1,243	0	0	0.00	0	0.00
<hr/>						

Requirements Report

2022-23 Actuals 2023-24 Actuals Current Year Budget Current Year FTE Proposed 25-26 Budget Proposed 25-26 FTE

Fund 200 GRANT AND SPECIAL PROGRAMS FUND

Function	2022-23 Actuals	2023-24 Actuals	Current Year Budget	Current Year FTE	Proposed 25-26 Budget	Proposed 25-26 FTE
Function 2321 OFFICE OF THE SUPERINTENDENT						
112 CLASSIFIED SALARIES	2,000	0	0	0.00	0	0.00
113 ADMINISTRATORS	1,000	0	0	0.00	0	0.00
100 SALARIES	3,000	0	0	0.00	0	0.00
211 EMPLOYER CONTRIBUTION TIER 1 & 2	133	0	0	0.00	0	0.00
212 EMPLOYEE CONTRIBUTION, PICK-UP	180	0	0	0.00	0	0.00
216 EMPLOYER CONTRIBUTION OPSRP	204	0	0	0.00	0	0.00
220 SOCIAL SECURITY ADMINISTRATION	168	0	0	0.00	0	0.00
231 WORKERS' COMPENSATION	13	0	0	0.00	0	0.00
200 ASSOCIATED PAYROLL COSTS	698	0	0	0.00	0	0.00
411 CLASSROOM/LAB SUPPLIES	0	0	9,000	0.00	0	0.00
400 SUPPLIES AND MATERIALS	0	0	9,000	0.00	0	0.00
Total Function 2321 OFFICE OF THE SUPERINTENDENT	3,698	0	9,000	0.00	0	0.00
Function 2410 OFFICE OF THE PRINCIPAL						
112 CLASSIFIED SALARIES	56,709	43,034	44,893	1.00	23,023	0.50
113 ADMINISTRATORS	157,112	171,405	53,473	0.40	56,939	0.40
132 ADDITIONAL CLAS SALARY	231	427	0	0.00	0	0.00
138 MILEAGE STIPEND	800	800	300	0.00	300	0.00
100 SALARIES	214,853	215,666	98,666	1.40	80,262	0.90
211 EMPLOYER CONTRIBUTION TIER 1 & 2	533	0	0	0.00	0	0.00
212 EMPLOYEE CONTRIBUTION, PICK-UP	12,762	12,944	5,920	0.00	4,818	0.00
216 EMPLOYER CONTRIBUTION OPSRP	21,227	23,192	10,607	0.00	14,349	0.00
220 SOCIAL SECURITY ADMINISTRATION	16,396	16,497	7,548	0.00	6,097	0.00
231 WORKERS' COMPENSATION	987	991	456	0.00	367	0.00
232 UNEMPLOYMENT COMPENSATION	0	0	2,092	0.00	1,195	0.00
233 OR PFMLI	0	734	395	0.00	319	0.00
240 CONTRACTUAL EMPLOYEE BENEFITS	53,891	60,474	31,800	0.00	22,211	0.00
200 ASSOCIATED PAYROLL COSTS	105,796	114,832	58,817	0.00	49,357	0.00
Total Function 2410 OFFICE OF THE PRINCIPAL	320,649	330,497	157,483	1.40	129,619	0.90

Requirements Report

Fund	2022-23 Actuals	2023-24 Actuals	Current Year Budget	Current Year FTE	Proposed 25-26 Budget	Proposed 25-26 FTE
Fund 200 GRANT AND SPECIAL PROGRAMS FUND						
Function 2490	OTHER SUPPORT SERVICES-SCHOOL ADMIN					
112	CLASSIFIED SALARIES	15,330	44,337	47,415	1.00	49,664 1.00
113	ADMINISTRATORS	134,541	235,651	169,262	1.20	184,902 1.28
131	ADDITIONAL CERT SALARY	1,234	0	0	0.00	0 0.00
138	MILEAGE STIPEND	750	750	0	0.00	0 0.00
100	SALARIES	151,855	280,738	216,677	2.20	234,566 2.28
211	EMPLOYER CONTRIBUTION TIER 1 & 2	17,176	32,135	23,003	0.00	38,931 0.00
212	EMPLOYEE CONTRIBUTION, PICK-UP	8,998	16,848	12,977	0.00	14,077 0.00
216	EMPLOYER CONTRIBUTION OPSRP	2,158	4,766	5,054	0.00	8,875 0.00
220	SOCIAL SECURITY ADMINISTRATION	11,605	21,481	16,545	0.00	17,844 0.00
231	WORKERS' COMPENSATION	692	1,284	986	0.00	1,068 0.00
232	UNEMPLOYMENT COMPENSATION	0	0	4,585	0.00	3,499 0.00
233	OR PFMLI	0	1,031	865	0.00	933 0.00
240	CONTRACTUAL EMPLOYEE BENEFITS	33,050	73,743	60,045	0.00	64,156 0.00
200	ASSOCIATED PAYROLL COSTS	73,678	151,288	124,060	0.00	149,382 0.00
312	INSTRUCTIONAL PROGRAMS IMPROVEMENT SR	6,000	15,088	0	0.00	0 0.00
319	OTHER INSTRUCTIONAL, PROF & TECHNICAL SR	900	0	0	0.00	0 0.00
342	TRAVEL, OUT OF DISTRICT	38,076	39,147	13,000	0.00	6,000 0.00
382	LEGAL SERVICES	0	258	0	0.00	0 0.00
300	PURCHASED SERVICES	44,976	54,493	13,000	0.00	6,000 0.00
411	CLASSROOM/LAB SUPPLIES	5,745	6,700	50,000	0.00	0 0.00
412	OFFICE SUPPLIES	135	0	100	0.00	100 0.00
415	MISCELLANEOUS & TECH SUPPLIES	2,046	100	0	0.00	0 0.00
460	NON-CONSUMABLE ITEMS	1,019	94	1,000	0.00	0 0.00
470	COMPUTER SOFTWARE	8,500	9,385	150	0.00	200 0.00
480	COMPUTER HARDWARE	5,599	0	0	0.00	0 0.00
400	SUPPLIES AND MATERIALS	23,044	16,279	51,250	0.00	300 0.00
640	DUES AND FEES	741	645	0	0.00	0 0.00
600	OTHER OBJECTS	741	645	0	0.00	0 0.00
Total Function 2490	OTHER SUPPORT SERVICES-SCHOOL ADMIN	294,294	503,443	404,987	2.20	390,248 2.28

Requirements Report

Fund	2022-23 Actuals	2023-24 Actuals	Current Year Budget	Current Year FTE	Proposed 25-26 Budget	Proposed 25-26 FTE	
Fund 200 GRANT AND SPECIAL PROGRAMS FUND							
Function 2521 FISCAL SERVICE AREA DIRECTION							
112	CLASSIFIED SALARIES	6,000	0	0	0.00	0	0.00
114	MANAGERIAL-CLASSIFIED	1,000	0	0	0.00	0	0.00
132	ADDITIONAL CLAS SALARY	2,447	0	0	0.00	0	0.00
100	SALARIES	9,447	0	0	0.00	0	0.00
211	EMPLOYER CONTRIBUTION TIER 1 & 2	267	0	0	0.00	0	0.00
212	EMPLOYEE CONTRIBUTION, PICK-UP	567	0	0	0.00	0	0.00
216	EMPLOYER CONTRIBUTION OPSRP	761	0	0	0.00	0	0.00
220	SOCIAL SECURITY ADMINISTRATION	721	0	0	0.00	0	0.00
231	WORKERS' COMPENSATION	43	0	0	0.00	0	0.00
200	ASSOCIATED PAYROLL COSTS	2,358	0	0	0.00	0	0.00
381	AUDIT SERVICES	7,500	8,000	0	0.00	0	0.00
300	PURCHASED SERVICES	7,500	8,000	0	0.00	0	0.00
640	DUES AND FEES	0	0	1,000	0.00	0	0.00
600	OTHER OBJECTS	0	0	1,000	0.00	0	0.00
Total Function	2521 FISCAL SERVICE AREA DIRECTION	19,305	8,000	1,000	0.00	0	0.00
Function 2525 FINANCIAL ACCOUNTING SERVICES							
690	GRANT INDIRECT CHARGES	160,355	82,319	121,233	0.00	137,254	0.00
600	OTHER OBJECTS	160,355	82,319	121,233	0.00	137,254	0.00
Total Function	2525 FINANCIAL ACCOUNTING SERVICES	160,355	82,319	121,233	0.00	137,254	0.00
Function 2541 SERVICE AREA DIRECTION							
112	CLASSIFIED SALARIES	10,234	9,834	0	0.00	0	0.00
114	MANAGERIAL-CLASSIFIED	1,000	0	0	0.00	0	0.00
100	SALARIES	11,234	9,834	0	0.00	0	0.00
212	EMPLOYEE CONTRIBUTION, PICK-UP	674	590	0	0.00	0	0.00
216	EMPLOYER CONTRIBUTION OPSRP	1,148	1,057	0	0.00	0	0.00
220	SOCIAL SECURITY ADMINISTRATION	757	665	0	0.00	0	0.00
231	WORKERS' COMPENSATION	54	47	0	0.00	0	0.00

Requirements Report

Fund	2022-23 Actuals	2023-24 Actuals	Current Year Budget	Current Year FTE	Proposed 25-26 Budget	Proposed 25-26 FTE
Fund 200 GRANT AND SPECIAL PROGRAMS FUND						
Function 2541	SERVICE AREA DIRECTION					
233	OR PFMLI	0	32	0	0.00	0.00
240	CONTRACTUAL EMPLOYEE BENEFITS	4,713	4,930	0	0.00	0.00
200	ASSOCIATED PAYROLL COSTS	7,345	7,321	0	0.00	0.00
Total Function 2541	SERVICE AREA DIRECTION	18,580	17,155	0	0.00	0.00
Function 2542	CARE & UPKEEP - BUILDINGS					
112	CLASSIFIED SALARIES	13,375	0	0	0.00	0.00
100	SALARIES	13,375	0	0	0.00	0.00
212	EMPLOYEE CONTRIBUTION, PICK-UP	683	0	0	0.00	0.00
216	EMPLOYER CONTRIBUTION OPSRP	1,163	0	0	0.00	0.00
220	SOCIAL SECURITY ADMINISTRATION	1,023	0	0	0.00	0.00
231	WORKERS' COMPENSATION	303	0	0	0.00	0.00
200	ASSOCIATED PAYROLL COSTS	3,171	0	0	0.00	0.00
389	OTHER NON-INSTRUCTIONAL PROF & TECH SRV	0	0	0	0.00	15,000
300	PURCHASED SERVICES	0	0	0	0.00	15,000
460	NON-CONSUMABLE ITEMS	12,934	34,206	10,000	0.00	0.00
400	SUPPLIES AND MATERIALS	12,934	34,206	10,000	0.00	0.00
541	INITIAL & ADDITIONAL EQUIPMENT PURCHASE	0	12,842	10,000	0.00	25,000
542	REPLACEMENT EQUIPMENT PURCHASES	0	0	15,000	0.00	0.00
500	CAPITAL OUTLAY	0	12,842	25,000	0.00	25,000
Total Function 2542	CARE & UPKEEP - BUILDINGS	29,480	47,048	35,000	0.00	40,000
Function 2543	CARE & UPKEEP - GROUNDS					
112	CLASSIFIED SALARIES	3,000	0	0	0.00	0.00
100	SALARIES	3,000	0	0	0.00	0.00
212	EMPLOYEE CONTRIBUTION, PICK-UP	180	0	0	0.00	0.00
216	EMPLOYER CONTRIBUTION OPSRP	307	0	0	0.00	0.00
220	SOCIAL SECURITY ADMINISTRATION	230	0	0	0.00	0.00
231	WORKERS' COMPENSATION	71	0	0	0.00	0.00

Requirements Report

Fund	2022-23 Actuals	2023-24 Actuals	Current Year Budget	Current Year FTE	Proposed 25-26 Budget	Proposed 25-26 FTE
Fund 200 GRANT AND SPECIAL PROGRAMS FUND						
200	ASSOCIATED PAYROLL COSTS	788	0	0	0.00	0.00
460	NON-CONSUMABLE ITEMS	0	0	7,000	0.00	0.00
400	SUPPLIES AND MATERIALS	0	0	7,000	0.00	0.00
541	INITIAL & ADDITIONAL EQUIPMENT PURCHASE	12,798	0	20,000	0.00	0.00
500	CAPITAL OUTLAY	12,798	0	20,000	0.00	0.00
<hr/>						
Total Function 2543	CARE & UPKEEP - GROUNDS	16,586	0	27,000	0.00	0.00
Function 2544	MAINTENANCE					
112	CLASSIFIED SALARIES	4,000	0	0	0.00	0.00
100	SALARIES	4,000	0	0	0.00	0.00
211	EMPLOYER CONTRIBUTION TIER 1 & 2	267	0	0	0.00	0.00
212	EMPLOYEE CONTRIBUTION, PICK-UP	240	0	0	0.00	0.00
216	EMPLOYER CONTRIBUTION OPSRP	204	0	0	0.00	0.00
220	SOCIAL SECURITY ADMINISTRATION	306	0	0	0.00	0.00
231	WORKERS' COMPENSATION	138	0	0	0.00	0.00
200	ASSOCIATED PAYROLL COSTS	1,155	0	0	0.00	0.00
413	CUSTODIAL/MAINTENANCE SUPPLIES	10,654	8,801	10,000	0.00	0.00
460	NON-CONSUMABLE ITEMS	3,453	786	10,000	0.00	0.00
470	COMPUTER SOFTWARE	0	0	0	0.00	0.00
400	SUPPLIES AND MATERIALS	14,107	9,588	20,000	0.00	0.00
541	INITIAL & ADDITIONAL EQUIPMENT PURCHASE	29,168	0	30,000	0.00	0.00
542	REPLACEMENT EQUIPMENT PURCHASES	0	0	10,000	0.00	0.00
500	CAPITAL OUTLAY	29,168	0	40,000	0.00	0.00
<hr/>						
Total Function 2544	MAINTENANCE	48,431	9,588	60,000	0.00	0.00
Function 2545	VEHICLE SERVICING/MAINT					
541	INITIAL & ADDITIONAL EQUIPMENT PURCHASE	0	0	50,000	0.00	0.00
542	REPLACEMENT EQUIPMENT PURCHASES	59,104	0	50,000	0.00	0.00
500	CAPITAL OUTLAY	59,104	0	100,000	0.00	0.00
<hr/>						
Total Function 2545	VEHICLE SERVICING/MAINT	59,104	0	100,000	0.00	0.00

Requirements Report

Fund	2022-23 Actuals	2023-24 Actuals	Current Year Budget	Current Year FTE	Proposed 25-26 Budget	Proposed 25-26 FTE	
Fund 200 GRANT AND SPECIAL PROGRAMS FUND							
Function 2551	SERVICE AREA DIRECTION						
331	REIMBURSABLE STUDENT TRANSPORTATION	2,656	6,660	0	0.00	4,246	0.00
332	NON-REIMBURSABLE STUDENT TRANSPORTATION	778	0	0	0.00	0	0.00
300	PURCHASED SERVICES	3,434	6,660	0	0.00	4,246	0.00
Total Function 2551	SERVICE AREA DIRECTION	3,434	6,660	0	0.00	4,246	0.00
Function 2633	PUBLIC INFORMATION SERVICES						
112	CLASSIFIED SALARIES	2,000	0	0	0.00	0	0.00
100	SALARIES	2,000	0	0	0.00	0	0.00
212	EMPLOYEE CONTRIBUTION, PICK-UP	120	0	0	0.00	0	0.00
216	EMPLOYER CONTRIBUTION OPSRP	204	0	0	0.00	0	0.00
220	SOCIAL SECURITY ADMINISTRATION	153	0	0	0.00	0	0.00
231	WORKERS' COMPENSATION	9	0	0	0.00	0	0.00
200	ASSOCIATED PAYROLL COSTS	486	0	0	0.00	0	0.00
411	CLASSROOM/LAB SUPPLIES	0	0	1,997	0.00	0	0.00
470	COMPUTER SOFTWARE	0	0	500	0.00	500	0.00
400	SUPPLIES AND MATERIALS	0	0	2,497	0.00	500	0.00
Total Function 2633	PUBLIC INFORMATION SERVICES	2,486	0	2,497	0.00	500	0.00
Function 2641	STAFF SERVICES/SERV. AREA DIRECTON						
112	CLASSIFIED SALARIES	3,000	10,500	0	0.00	0	0.00
113	ADMINISTRATORS	1,000	0	0	0.00	0	0.00
100	SALARIES	4,000	10,500	0	0.00	0	0.00
211	EMPLOYER CONTRIBUTION TIER 1 & 2	400	204	0	0.00	0	0.00
212	EMPLOYEE CONTRIBUTION, PICK-UP	240	540	0	0.00	0	0.00
216	EMPLOYER CONTRIBUTION OPSRP	102	806	0	0.00	0	0.00
220	SOCIAL SECURITY ADMINISTRATION	306	803	0	0.00	0	0.00
231	WORKERS' COMPENSATION	18	46	0	0.00	0	0.00
233	OR PFMLI	0	36	0	0.00	0	0.00
200	ASSOCIATED PAYROLL COSTS	1,066	2,435	0	0.00	0	0.00

Requirements Report

Fund	2022-23 Actuals	2023-24 Actuals	Current Year Budget	Current Year FTE	Proposed 25-26 Budget	Proposed 25-26 FTE
Fund 200 GRANT AND SPECIAL PROGRAMS FUND						
Function 2641 STAFF SERVICES/SERV. AREA DIRECTON						
311	INSTRUCTIONAL SERVICES	0	2,301	0	0.00	0.00
319	OTHER INSTRUCTIONAL, PROF & TECHNICAL SR	2,823	14,551	0	0.00	9,500
342	TRAVEL, OUT OF DISTRICT	0	302	0	0.00	0.00
389	OTHER NON-INSTRUCTIONAL PROF & TECH SRV	0	3,360	0	0.00	0.00
300	PURCHASED SERVICES	2,823	20,514	0	0.00	9,500
415	MISCELLANEOUS & TECH SUPPLIES	0	32	0	0.00	0.00
470	COMPUTER SOFTWARE	12,000	9,737	0	0.00	15,321
400	SUPPLIES AND MATERIALS	12,000	9,769	0	0.00	15,321
Total Function 2641	STAFF SERVICES/SERV. AREA DIRECTON	19,889	43,218	0	0.00	24,821
Function 2642 RECRUITMENT & PLACEMENT SERVICES						
342	TRAVEL, OUT OF DISTRICT	6,513	2,340	0	0.00	0.00
300	PURCHASED SERVICES	6,513	2,340	0	0.00	0.00
411	CLASSROOM/LAB SUPPLIES	763	0	0	0.00	0.00
415	MISCELLANEOUS & TECH SUPPLIES	196	1,041	0	0.00	0.00
470	COMPUTER SOFTWARE	0	138	0	0.00	0.00
480	COMPUTER HARDWARE	0	1,218	0	0.00	0.00
400	SUPPLIES AND MATERIALS	959	2,397	0	0.00	0.00
Total Function 2642	RECRUITMENT & PLACEMENT SERVICES	7,472	4,737	0	0.00	0.00
Function 2645 HEALTH SERVICES						
389	OTHER NON-INSTRUCTIONAL PROF & TECH SRV	320	0	0	0.00	0.00
300	PURCHASED SERVICES	320	0	0	0.00	0.00
411	CLASSROOM/LAB SUPPLIES	2,375	0	0	0.00	0.00
460	NON-CONSUMABLE ITEMS	1,129	0	0	0.00	0.00
400	SUPPLIES AND MATERIALS	3,504	0	0	0.00	0.00
Total Function 2645	HEALTH SERVICES	3,824	0	0	0.00	0.00
Function 2662 SYSTEMS ANALYSIS SERVICES						

Requirements Report

	2022-23 Actuals	2023-24 Actuals	Current Year Budget	Current Year FTE	Proposed 25-26 Budget	Proposed 25-26 FTE
<hr/>						
Fund 200 GRANT AND SPECIAL PROGRAMS FUND						
<hr/>						
Function 2662 SYSTEMS ANALYSIS SERVICES						
112 CLASSIFIED SALARIES	4,000	0	0	0.00	0	0.00
114 MANAGERIAL-CLASSIFIED	1,000	0	0	0.00	0	0.00
100 SALARIES	5,000	0	0	0.00	0	0.00
211 EMPLOYER CONTRIBUTION TIER 1 & 2	133	0	0	0.00	0	0.00
212 EMPLOYEE CONTRIBUTION, PICK-UP	240	0	0	0.00	0	0.00
216 EMPLOYER CONTRIBUTION OPSRP	307	0	0	0.00	0	0.00
220 SOCIAL SECURITY ADMINISTRATION	383	0	0	0.00	0	0.00
231 WORKERS' COMPENSATION	51	0	0	0.00	0	0.00
200 ASSOCIATED PAYROLL COSTS	1,113	0	0	0.00	0	0.00
Total Function 2662 SYSTEMS ANALYSIS SERVICES	6,113	0	0	0.00	0	0.00
<hr/>						
Function 2680 INTERPRETATION AND TRANSLATION SERVICES						
112 CLASSIFIED SALARIES	7,323	0	0	0.00	0	0.00
132 ADDITIONAL CLAS SALARY	74	684	0	0.00	0	0.00
100 SALARIES	7,396	684	0	0.00	0	0.00
211 EMPLOYER CONTRIBUTION TIER 1 & 2	133	0	0	0.00	0	0.00
212 EMPLOYEE CONTRIBUTION, PICK-UP	384	41	0	0.00	0	0.00
216 EMPLOYER CONTRIBUTION OPSRP	552	73	0	0.00	0	0.00
220 SOCIAL SECURITY ADMINISTRATION	566	52	0	0.00	0	0.00
231 WORKERS' COMPENSATION	34	3	0	0.00	0	0.00
233 OR PFMLI	0	1	0	0.00	0	0.00
240 CONTRACTUAL EMPLOYEE BENEFITS	2,539	0	0	0.00	0	0.00
200 ASSOCIATED PAYROLL COSTS	4,208	171	0	0.00	0	0.00
Total Function 2680 INTERPRETATION AND TRANSLATION SERVICES	11,604	855	0	0.00	0	0.00
<hr/>						
Major Function 2000 SUPPORT SERVICES	3,658,417	4,541,409	3,972,468	23.47	3,651,889	22.38
<hr/>						
Function 3100 FOOD SERVICES						
112 CLASSIFIED SALARIES	6,739	15,975	17,205	0.30	17,721	0.30
132 ADDITIONAL CLAS SALARY	166	0	0	0.00	0	0.00
100 SALARIES	6,905	15,975	17,205	0.30	17,721	0.30
<hr/>						

Requirements Report

		2022-23 Actuals	2023-24 Actuals	Current Year Budget	Current Year FTE	Proposed 25-26 Budget	Proposed 25-26 FTE
Fund 200	GRANT AND SPECIAL PROGRAMS FUND						
Function 3100	FOOD SERVICES						
211	EMPLOYER CONTRIBUTION TIER 1 & 2	76	0	0	0.00	0	0.00
212	EMPLOYEE CONTRIBUTION, PICK-UP	414	958	1,032	0.00	1,063	0.00
216	EMPLOYER CONTRIBUTION OPSRP	647	1,717	1,850	0.00	3,167	0.00
220	SOCIAL SECURITY ADMINISTRATION	505	1,166	1,264	0.00	1,287	0.00
231	WORKERS' COMPENSATION	52	76	90	0.00	84	0.00
232	UNEMPLOYMENT COMPENSATION	0	0	350	0.00	252	0.00
233	OR PFMLI	0	50	66	0.00	67	0.00
240	CONTRACTUAL EMPLOYEE BENEFITS	2,299	5,789	6,150	0.00	6,330	0.00
200	ASSOCIATED PAYROLL COSTS	3,994	9,756	10,803	0.00	12,251	0.00
322	REPAIRS & MAINTENANCE SERVICES	6,450	7,804	8,200	0.00	15,000	0.00
324	RENTALS	0	0	1,000	0.00	1,000	0.00
341	TRAVEL, LOCAL IN DISTRICT	0	73	400	0.00	400	0.00
342	TRAVEL, OUT OF DISTRICT	0	619	100	0.00	1,000	0.00
389	OTHER NON-INSTRUCTIONAL PROF & TECH SRV	1,282,038	1,424,710	1,425,000	0.00	1,861,000	0.00
300	PURCHASED SERVICES	1,288,488	1,433,205	1,434,700	0.00	1,878,400	0.00
411	CLASSROOM/LAB SUPPLIES	0	1,743	1,000	0.00	0	0.00
412	OFFICE SUPPLIES	0	12	0	0.00	500	0.00
413	CUSTODIAL/MAINTENANCE SUPPLIES	2,875	3,888	4,000	0.00	6,000	0.00
415	MISCELLANEOUS & TECH SUPPLIES	329	1,390	600	0.00	6,500	0.00
416	NETWORK PRINTER SUPPLIES	1,119	177	0	0.00	5,000	0.00
460	NON-CONSUMABLE ITEMS	64,817	58,008	65,000	0.00	50,000	0.00
470	COMPUTER SOFTWARE	0	0	0	0.00	1,500	0.00
480	COMPUTER HARDWARE	1,671	120	800	0.00	800	0.00
400	SUPPLIES AND MATERIALS	70,810	65,338	71,400	0.00	70,300	0.00
520	BUILDINGS ACQUISITION	0	0	5,000	0.00	5,000	0.00
541	INITIAL & ADDITIONAL EQUIPMENT PURCHASE	0	112,273	80,000	0.00	10,000	0.00
542	REPLACEMENT EQUIPMENT PURCHASES	96,981	134,381	47,292	0.00	10,000	0.00
500	CAPITAL OUTLAY	96,981	246,654	132,292	0.00	25,000	0.00
640	DUES AND FEES	4,867	7,830	10,000	0.00	10,000	0.00
600	OTHER OBJECTS	4,867	7,830	10,000	0.00	10,000	0.00

Requirements Report

Fund	2022-23 Actuals	2023-24 Actuals	Current Year Budget	Current Year FTE	Proposed 25-26 Budget	Proposed 25-26 FTE	
Fund 200 GRANT AND SPECIAL PROGRAMS FUND							
Total Function 3100	FOOD SERVICES	1,472,046	1,778,758	1,676,400	0.30	2,013,672	0.30
Function 3130	FOOD DELIVERY SERVICES						
349	OTHER TRAVEL	2,643	2,598	3,000	0.00	3,000	0.00
300	PURCHASED SERVICES	2,643	2,598	3,000	0.00	3,000	0.00
Total Function 3130	FOOD DELIVERY SERVICES	2,643	2,598	3,000	0.00	3,000	0.00
Function 3190	OTHER FOOD SERVICES						
389	OTHER NON-INSTRUCTIONAL PROF & TECH SRV	0	0	600	0.00	0	0.00
300	PURCHASED SERVICES	0	0	600	0.00	0	0.00
Total Function 3190	OTHER FOOD SERVICES	0	0	600	0.00	0	0.00
Function 3300	COMMUNITY SERVICES						
111	LICENSED SALARIES	51,781	55,518	0	0.00	0	0.00
112	CLASSIFIED SALARIES	98,515	115,719	229,869	4.00	140,337	3.00
113	ADMINISTRATORS	0	0	84,358	0.60	76,942	0.52
131	ADDITIONAL CERT SALARY	2,735	2,074	0	0.00	0	0.00
132	ADDITIONAL CLAS SALARY	1,735	3,951	0	0.00	0	0.00
100	SALARIES	154,766	177,261	314,228	4.60	217,279	3.52
211	EMPLOYER CONTRIBUTION TIER 1 & 2	5,941	6,653	28,656	0.00	26,531	0.00
212	EMPLOYEE CONTRIBUTION, PICK-UP	8,472	10,636	18,854	0.00	13,040	0.00
216	EMPLOYER CONTRIBUTION OPSRP	9,876	13,793	10,940	0.00	16,313	0.00
220	SOCIAL SECURITY ADMINISTRATION	11,309	13,062	23,753	0.00	16,578	0.00
231	WORKERS' COMPENSATION	734	844	1,360	0.00	1,006	0.00
232	UNEMPLOYMENT COMPENSATION	0	0	6,167	0.00	3,251	0.00
233	OR PFMLI	0	679	1,163	0.00	867	0.00
240	CONTRACTUAL EMPLOYEE BENEFITS	66,694	70,792	98,859	0.00	77,960	0.00
200	ASSOCIATED PAYROLL COSTS	103,027	116,458	189,751	0.00	155,546	0.00
319	OTHER INSTRUCTIONAL, PROF & TECHNICAL SR	0	0	500	0.00	500	0.00
324	RENTALS	45	375	0	0.00	0	0.00
341	TRAVEL, LOCAL IN DISTRICT	976	445	0	0.00	0	0.00
342	TRAVEL, OUT OF DISTRICT	1,511	3,666	2,000	0.00	0	0.00

Requirements Report

Fund	2022-23 Actuals	2023-24 Actuals	Current Year Budget	Current Year FTE	Proposed 25-26 Budget	Proposed 25-26 FTE
Fund 200 GRANT AND SPECIAL PROGRAMS FUND						
Function 3300 COMMUNITY SERVICES						
351	TELEPHONE	1,758	2,227	0	0.00	0 0.00
374	OTHER TUITION	0	0	6,000	0.00	6,000 0.00
389	OTHER NON-INSTRUCTIONAL PROF & TECH SRV	40	725	0	0.00	0 0.00
300	PURCHASED SERVICES	4,330	7,437	8,500	0.00	6,500 0.00
411	CLASSROOM/LAB SUPPLIES	16,064	30,153	132,550	0.00	28,369 0.00
412	OFFICE SUPPLIES	393	0	75	0.00	75 0.00
414	FOOD SUPPLIES	1,315	674	1,600	0.00	1,600 0.00
415	MISCELLANEOUS & TECH SUPPLIES	1,385	951	100	0.00	100 0.00
460	NON-CONSUMABLE ITEMS	3,938	1,120	5,500	0.00	5,500 0.00
470	COMPUTER SOFTWARE	0	0	75	0.00	75 0.00
480	COMPUTER HARDWARE	1,619	330	0	0.00	0 0.00
400	SUPPLIES AND MATERIALS	24,714	33,228	139,900	0.00	35,719 0.00
541	INITIAL & ADDITIONAL EQUIPMENT PURCHASE	0	12,094	0	0.00	0 0.00
500	CAPITAL OUTLAY	0	12,094	0	0.00	0 0.00
640	DUES AND FEES	0	220	0	0.00	0 0.00
600	OTHER OBJECTS	0	220	0	0.00	0 0.00
<hr/>						
Total Function	3300 COMMUNITY SERVICES	286,836	346,699	652,378	4.60	415,044 3.52
Function 3360 WELFARE ACTIVITIES						
132	ADDITIONAL CLAS SALARY	670	0	0	0.00	0 0.00
100	SALARIES	670	0	0	0.00	0 0.00
212	EMPLOYEE CONTRIBUTION, PICK-UP	34	0	0	0.00	0 0.00
216	EMPLOYER CONTRIBUTION OPSRP	58	0	0	0.00	0 0.00
220	SOCIAL SECURITY ADMINISTRATION	51	0	0	0.00	0 0.00
231	WORKERS' COMPENSATION	3	0	0	0.00	0 0.00
200	ASSOCIATED PAYROLL COSTS	147	0	0	0.00	0 0.00
324	RENTALS	0	330	0	0.00	0 0.00
342	TRAVEL, OUT OF DISTRICT	863	0	0	0.00	0 0.00
349	OTHER TRAVEL	581	0	0	0.00	0 0.00
300	PURCHASED SERVICES	1,444	330	0	0.00	0 0.00

Requirements Report

2022-23 Actuals 2023-24 Actuals Current Year Budget Current Year FTE Proposed 25-26 Budget Proposed 25-26 FTE

Fund 200 GRANT AND SPECIAL PROGRAMS FUND

Function 3360 WELFARE ACTIVITIES

410	CONSUMABLE SUPPLIES & MATERIALS	250	0	0	0.00	40,000	0.00
411	CLASSROOM/LAB SUPPLIES	1,498	1,151	45,000	0.00	50,000	0.00
415	MISCELLANEOUS & TECH SUPPLIES	219	2,347	20,000	0.00	20,000	0.00
460	NON-CONSUMABLE ITEMS	0	150	10,000	0.00	10,000	0.00
400	SUPPLIES AND MATERIALS	1,967	3,648	75,000	0.00	120,000	0.00

Total Function 3360 WELFARE ACTIVITIES 4,228 3,978 75,000 0.00 120,000 0.00

Function 3390 OTHER COMMUNITY SERVICES

374	OTHER TUITION	9,000	25,000	20,000	0.00	25,000	0.00
300	PURCHASED SERVICES	9,000	25,000	20,000	0.00	25,000	0.00
411	CLASSROOM/LAB SUPPLIES	0	0	5,000	0.00	0	0.00
400	SUPPLIES AND MATERIALS	0	0	5,000	0.00	0	0.00

Total Function 3390 OTHER COMMUNITY SERVICES 9,000 25,000 25,000 0.00 25,000 0.00

Major Function 3000 ENTERPRISE AND COMMUNITY SERVICES 1,774,753 2,157,033 2,432,378 4.90 2,576,716 3.82

Function 4120 SITE ACQUISITION & DEVELOPMENT SERVICES

354	ADVERTISING	143	0	0	0.00	0	0.00
382	LEGAL SERVICES	0	682	0	0.00	4,000	0.00
383	ARCHITECT/ENGINEER SERVICES	34,827	0	0	0.00	0	0.00
389	OTHER NON-INSTRUCTIONAL PROF & TECH SRV	5,302	25,336	0	0.00	20,000	0.00
300	PURCHASED SERVICES	40,271	26,018	0	0.00	24,000	0.00
510	LAND ACQUISITION	0	0	3,000	0.00	3,000	0.00
530	IMPROVEMENTS OTHER THAN BUILDINGS	279,401	94,459	13,000	0.00	516,000	0.00
500	CAPITAL OUTLAY	279,401	94,459	16,000	0.00	519,000	0.00
640	DUES AND FEES	11,100	0	0	0.00	0	0.00
600	OTHER OBJECTS	11,100	0	0	0.00	0	0.00

Total Function 4120 SITE ACQUISITION & DEVELOPMENT SERVICES 330,772 120,477 16,000 0.00 543,000 0.00

Function 4150 BUILDING ACQUISITION, CONSTRUCTION, IMPROVEMENT

Requirements Report

	2022-23 Actuals	2023-24 Actuals	Current Year Budget	Current Year FTE	Proposed 25-26 Budget	Proposed 25-26 FTE
<hr/>						
Fund 200 GRANT AND SPECIAL PROGRAMS FUND						
<hr/>						
Function 4150 BUILDING ACQUISITION, CONSTRUCTION, IMPROVEMENT						
383 ARCHITECT/ENGINEER SERVICES	0	0	10,000	0.00	0	0.00
389 OTHER NON-INSTRUCTIONAL PROF & TECH SRV	0	0	47,000	0.00	0	0.00
300 PURCHASED SERVICES	0	0	57,000	0.00	0	0.00
520 BUILDINGS ACQUISITION	68,113	1,297,383	5,325,000	0.00	53,328	0.00
530 IMPROVEMENTS OTHER THAN BUILDINGS	0	0	2,000	0.00	0	0.00
550 TECHNOLOGY	0	0	13,000	0.00	0	0.00
500 CAPITAL OUTLAY	68,113	1,297,383	5,340,000	0.00	53,328	0.00
Total Function 4150 BUILDING ACQUISITION, CONSTRUCTION, IMPROVEMENT	68,113	1,297,383	5,397,000	0.00	53,328	0.00
<hr/>						
Function 4190 OTHER FACILITIES CONSTRUCTION SERVICES						
383 ARCHITECT/ENGINEER SERVICES	0	0	10,000	0.00	0	0.00
300 PURCHASED SERVICES	0	0	10,000	0.00	0	0.00
Total Function 4190 OTHER FACILITIES CONSTRUCTION SERVICES	0	0	10,000	0.00	0	0.00
<hr/>						
Major Function 4000 FACILITIES ACQUISITION AND CONSTRUCTION	398,886	1,417,861	5,423,000	0.00	596,328	0.00
<hr/>						
Function 5200 TRANSFER OF FUNDS						
710 FUND MODIFICATIONS	0	39,330	200,000	0.00	650,000	0.00
700 TRANSFERS	0	39,330	200,000	0.00	650,000	0.00
Total Function 5200 TRANSFER OF FUNDS	0	39,330	200,000	0.00	650,000	0.00
<hr/>						
Function 5400 PERS UAL LUMPSUM PAYMENT						
680 PERS UAL LUMPSUM PAYMENT	0	0	1,000,000	0.00	1,500,000	0.00
600 OTHER OBJECTS	0	0	1,000,000	0.00	1,500,000	0.00
Total Function 5400 PERS UAL LUMPSUM PAYMENT	0	0	1,000,000	0.00	1,500,000	0.00
<hr/>						
Major Function 5000 OTHER USES	0	39,330	1,200,000	0.00	2,150,000	0.00
<hr/>						
Function 7000 UNAPPROPRIATED ENDING FUND BALANCE						
820 RESERVED FOR NEXT YEAR	8,102,626	8,700,500	6,054,000	0.00	5,660,000	0.00
<hr/>						

Requirements Report

		2022-23 Actuals	2023-24 Actuals	Current Year Budget	Current Year FTE	Proposed 25-26 Budget	Proposed 25-26 FTE
<hr/>							
Fund 200	GRANT AND SPECIAL PROGRAMS FUND						
<hr/>							
800	OTHER USES OF FUNDS	8,102,626	8,700,500	6,054,000	0.00	5,660,000	0.00
<hr/>							
Total Function 7000	UNAPPROPRIATED ENDING FUND BALANCE	8,102,626	8,700,500	6,054,000	0.00	5,660,000	0.00
<hr/>							
Major Function 7000	UNAPPROPRIATED ENDING FUND BALANCE	8,102,626	8,700,500	6,054,000	0.00	5,660,000	0.00
<hr/>							
Total Fund 200	GRANT AND SPECIAL PROGRAMS FUND	19,685,706	21,583,062	24,660,000	62.52	20,095,000	63.70

Resources Report

Fund	2022-23 Actuals	2023-24 Actuals	Current Year Budget	Current Year FTE	Proposed 25-26 Budget	Proposed 25-26 FTE	
Fund 300	DEBT SERVICE FUNDS						
1111	CURRENT YEAR TAXES	3,300,130	3,487,848	3,470,000	0.00	3,655,000	0.00
1112	PRIOR YEAR TAXES	94,384	99,254	88,000	0.00	89,000	0.00
1190	PENALTIES & INTEREST ON TAXES	3,291	2,320	2,000	0.00	3,000	0.00
1510	INTEREST ON INVESTMENTS	56,361	88,299	35,000	0.00	40,000	0.00
1000	REVENUE FROM LOCAL SOURCES	3,454,166	3,677,721	3,595,000	0.00	3,787,000	0.00
5200	INTERFUND TRANSFERS	0	0	50,000	0.00	50,000	0.00
5400	RESOURCES - BEGINNING FUND BAL	344,290	272,006	245,000	0.00	143,000	0.00
5000	OTHER SOURCES	344,290	272,006	295,000	0.00	193,000	0.00
Total Fund 300	DEBT SERVICE FUNDS	3,798,456	3,949,726	3,890,000	0.00	3,980,000	0.00

County of Jackson Phoenix SD 4
PO BOX 698 PHOENIX, OR 97535-0698

Requirements Report

		2022-23 Actuals	2023-24 Actuals	Current Year Budget	Current Year FTE	Proposed 25-26 Budget	Proposed 25-26 FTE
Fund 300	DEBT SERVICE FUNDS						
Function 5110	LONG-TERM DEBT SERVICE						
610	REDEMPTION OF PRINCIPAL	2,293,798	2,306,770	2,305,000	0.00	2,283,000	0.00
620	INTEREST	1,232,652	1,329,680	1,445,000	0.00	1,567,000	0.00
600	OTHER OBJECTS	3,526,450	3,636,450	3,750,000	0.00	3,850,000	0.00
Total Function 5110	LONG-TERM DEBT SERVICE	3,526,450	3,636,450	3,750,000	0.00	3,850,000	0.00
Major Function 5000	OTHER USES	3,526,450	3,636,450	3,750,000	0.00	3,850,000	0.00
Function 7000	UNAPPROPRIATED ENDING FUND BALANCE						
820	RESERVED FOR NEXT YEAR	272,006	313,276	140,000	0.00	130,000	0.00
800	OTHER USES OF FUNDS	272,006	313,276	140,000	0.00	130,000	0.00
Total Function 7000	UNAPPROPRIATED ENDING FUND BALANCE	272,006	313,276	140,000	0.00	130,000	0.00
Major Function 7000	UNAPPROPRIATED ENDING FUND BALANCE	272,006	313,276	140,000	0.00	130,000	0.00
Total Fund 300	DEBT SERVICE FUNDS	3,798,456	3,949,726	3,890,000	0.00	3,980,000	0.00

Resources Report

		2022-23 Actuals	2023-24 Actuals	Current Year Budget	Current Year FTE	Proposed 25-26 Budget	Proposed 25-26 FTE
Fund 400	CAPITAL PROJECT FUNDS						
1510	INTEREST ON INVESTMENTS	141,999	243,358	120,000	0.00	50,000	0.00
1990	MISCELLANEOUS	66,370	75,055	70,000	0.00	100,000	0.00
1000	REVENUE FROM LOCAL SOURCES	208,369	318,413	190,000	0.00	150,000	0.00
3299	OTHER RESTRICTED GRANTS-IN-AID	0	0	1,000,000	0.00	1,800,000	0.00
3000	REVENUE FROM STATE SOURCES	0	0	1,000,000	0.00	1,800,000	0.00
5200	INTERFUND TRANSFERS	0	0	150,000	0.00	100,000	0.00
5400	RESOURCES - BEGINNING FUND BAL	4,872,643	4,864,115	4,510,000	0.00	2,000,000	0.00
5000	OTHER SOURCES	4,872,643	4,864,115	4,660,000	0.00	2,100,000	0.00
Total Fund 400	CAPITAL PROJECT FUNDS	5,081,012	5,182,528	5,850,000	0.00	4,050,000	0.00

County of Jackson Phoenix SD 4
PO BOX 698 PHOENIX, OR 97535-0698

Requirements Report

		2022-23 Actuals	2023-24 Actuals	Current Year Budget	Current Year FTE	Proposed 25-26 Budget	Proposed 25-26 FTE
Fund 400	CAPITAL PROJECT FUNDS						
Function 4120	SITE ACQUISITION & DEVELOPMENT SERVICES						
112	CLASSIFIED SALARIES	0	0	0	0.00	11,070	0.25
114	MANAGERIAL-CLASSIFIED	0	0	0	0.00	15,000	0.00
100	SALARIES	0	0	0	0.00	26,070	0.25
212	EMPLOYEE CONTRIBUTION, PICK-UP	0	0	0	0.00	1,564	0.00
216	EMPLOYER CONTRIBUTION OPSRP	0	0	0	0.00	4,659	0.00
220	SOCIAL SECURITY ADMINISTRATION	0	0	0	0.00	1,958	0.00
231	WORKERS' COMPENSATION	0	0	0	0.00	121	0.00
232	UNEMPLOYMENT COMPENSATION	0	0	0	0.00	384	0.00
233	OR PFMLI	0	0	0	0.00	102	0.00
240	CONTRACTUAL EMPLOYEE BENEFITS	0	0	0	0.00	5,275	0.00
200	ASSOCIATED PAYROLL COSTS	0	0	0	0.00	14,063	0.00
382	LEGAL SERVICES	0	540	1,000	0.00	0	0.00
383	ARCHITECT/ENGINEER SERVICES	165	134,772	175,000	0.00	300,000	0.00
389	OTHER NON-INSTRUCTIONAL PROF & TECH SRV	0	40,747	42,000	0.00	39,867	0.00
300	PURCHASED SERVICES	165	176,058	218,000	0.00	339,867	0.00
530	IMPROVEMENTS OTHER THAN BUILDINGS	0	41,488	2,010,000	0.00	3,570,000	0.00
500	CAPITAL OUTLAY	0	41,488	2,010,000	0.00	3,570,000	0.00
640	DUES AND FEES	0	1,648	70,000	0.00	0	0.00
600	OTHER OBJECTS	0	1,648	70,000	0.00	0	0.00
Total Function 4120	SITE ACQUISITION & DEVELOPMENT SERVICES	165	219,194	2,298,000	0.00	3,950,000	0.25
Function 4150	BUILDING ACQUISITION, CONSTRUCTION, IMPROVEMENT						
112	CLASSIFIED SALARIES	0	0	10,462	0.25	0	0.00
114	MANAGERIAL-CLASSIFIED	0	4,000	0	0.00	0	0.00
124	TEMPORARY - CLASSIFIED	3,075	0	41,691	0.00	0	0.00
132	ADDITIONAL CLAS SALARY	0	0	5,000	0.00	0	0.00
100	SALARIES	3,075	4,000	57,153	0.25	0	0.00

Requirements Report

		2022-23 Actuals	2023-24 Actuals	Current Year Budget	Current Year FTE	Proposed 25-26 Budget	Proposed 25-26 FTE
Fund 400 CAPITAL PROJECT FUNDS							
Function	4150 BUILDING ACQUISITION, CONSTRUCTION, IMPROVEMENT						
	212 EMPLOYEE CONTRIBUTION, PICK-UP	185	240	3,628	0.00	0	0.00
	216 EMPLOYER CONTRIBUTION OPSRP	314	430	5,375	0.00	0	0.00
	220 SOCIAL SECURITY ADMINISTRATION	235	306	4,942	0.00	0	0.00
	231 WORKERS' COMPENSATION	15	18	300	0.00	0	0.00
	232 UNEMPLOYMENT COMPENSATION	0	0	692	0.00	0	0.00
	233 OR PFMLI	0	16	286	0.00	0	0.00
	240 CONTRACTUAL EMPLOYEE BENEFITS	0	0	5,125	0.00	0	0.00
200	ASSOCIATED PAYROLL COSTS	749	1,010	20,347	0.00	0	0.00
	354 ADVERTISING	615	0	0	0.00	0	0.00
	380 NON-INSTRUCTIONAL PROF & TECHNICAL SRVS	3,559	0	0	0.00	0	0.00
	382 LEGAL SERVICES	6,781	81	1,000	0.00	0	0.00
	383 ARCHITECT/ENGINEER SERVICES	69,108	228,732	240,000	0.00	0	0.00
	389 OTHER NON-INSTRUCTIONAL PROF & TECH SRV	17,497	1,200	60,000	0.00	0	0.00
300	PURCHASED SERVICES	97,559	230,013	301,000	0.00	0	0.00
	520 BUILDINGS ACQUISITION	11,957	144,043	2,872,500	0.00	0	0.00
	541 INITIAL & ADDITIONAL EQUIPMENT PURCHASE	10,883	0	0	0.00	0	0.00
500	CAPITAL OUTLAY	22,840	144,043	2,872,500	0.00	0	0.00
	640 DUES AND FEES	0	48,056	101,000	0.00	0	0.00
600	OTHER OBJECTS	0	48,056	101,000	0.00	0	0.00
Total Function	4150 BUILDING ACQUISITION, CONSTRUCTION, IMPROVEMENT	124,224	427,121	3,352,000	0.25	0	0.00
Major Function	4000 FACILITIES ACQUISITION AND CONSTRUCTION	124,389	646,315	5,650,000	0.25	3,950,000	0.25
Function	5200 TRANSFER OF FUNDS						
	710 FUND MODIFICATIONS	92,508	0	200,000	0.00	100,000	0.00
	700 TRANSFERS	92,508	0	200,000	0.00	100,000	0.00
Total Function	5200 TRANSFER OF FUNDS	92,508	0	200,000	0.00	100,000	0.00
Major Function	5000 OTHER USES	92,508	0	200,000	0.00	100,000	0.00
Function	7000 UNAPPROPRIATED ENDING FUND BALANCE						

Requirements Report

		2022-23 Actuals	2023-24 Actuals	Current Year Budget	Current Year FTE	Proposed 25-26 Budget	Proposed 25-26 FTE
<hr/>							
Fund 400	CAPITAL PROJECT FUNDS						
<hr/>							
Function 7000	UNAPPROPRIATED ENDING FUND BALANCE						
820	RESERVED FOR NEXT YEAR	4,864,115	4,536,213	0	0.00	0	0.00
800	OTHER USES OF FUNDS	4,864,115	4,536,213	0	0.00	0	0.00
<hr/>							
Total Function 7000	UNAPPROPRIATED ENDING FUND BALANCE	4,864,115	4,536,213	0	0.00	0	0.00
<hr/>							
Major Function 7000	UNAPPROPRIATED ENDING FUND BALANCE	4,864,115	4,536,213	0	0.00	0	0.00
<hr/>							
Total Fund 400	CAPITAL PROJECT FUNDS	5,081,012	5,182,528	5,850,000	0.25	4,050,000	0.25

Resources Report

	2022-23 Actuals	2023-24 Actuals	Current Year Budget	Current Year FTE	Proposed 25-26 Budget	Proposed 25-26 FTE
Fund 600 INTERNAL SERVICE FUNDS						
1970 SERVICES PROVIDED OTHER FUNDS	0	0	430,000	0.00	330,000	0.00
1000 REVENUE FROM LOCAL SOURCES	0	0	430,000	0.00	330,000	0.00
5200 INTERFUND TRANSFERS	0	0	20,000	0.00	20,000	0.00
5000 OTHER SOURCES	0	0	20,000	0.00	20,000	0.00
Total Fund 600 INTERNAL SERVICE FUNDS	0	0	450,000	0.00	350,000	0.00

County of Jackson Phoenix SD 4
 PO BOX 698 PHOENIX, OR 97535-0698

Requirements Report

		2022-23 Actuals	2023-24 Actuals	Current Year Budget	Current Year FTE	Proposed 25-26 Budget	Proposed 25-26 FTE
Fund 600 INTERNAL SERVICE FUNDS							
Function	2528 RISK MANAGEMENT SERVICES						
	232 UNEMPLOYMENT COMPENSATION	0	0	450,000	0.00	350,000	0.00
	200 ASSOCIATED PAYROLL COSTS	0	0	450,000	0.00	350,000	0.00
Total Function 2528 RISK MANAGEMENT SERVICES		0	0	450,000	0.00	350,000	0.00
Major Function 2000 SUPPORT SERVICES		0	0	450,000	0.00	350,000	0.00
Total Fund 600 INTERNAL SERVICE FUNDS		0	0	450,000	0.00	350,000	0.00

Resources Report

2022-23 Actuals	2023-24 Actuals	Current Year Budget	Current Year FTE	Proposed 25-26 Budget	Proposed 25-26 FTE
-----------------	-----------------	---------------------	------------------	-----------------------	--------------------

Grand Totals:

68,637,683	73,246,497	79,790,000	0.00	77,415,000	0.00
------------	------------	------------	------	------------	------

Requirements Report

2022-23 Actuals	2023-24 Actuals	Current Year Budget	Current Year FTE	Proposed 25-26 Budget	Proposed 25-26 FTE
-----------------	-----------------	---------------------	------------------	-----------------------	--------------------

Grand Totals:

68,637,683	73,246,497	79,790,000	311.95	77,415,000	317.87
------------	------------	------------	--------	------------	--------

BUDGET COMMITTEE

GUIDELINES FOR MOTION TO RECOMMEND

ADOPTION OF BUDGET FOR 2025-2026

(Please read in its entirety)

“I move that the Phoenix-Talent School District Proposed Budget for 2025/2026 in the aggregate amount of \$77,415,000 (total of all funds) be recommended for approval and that the permanent tax rate of \$4.2422 per \$1,000 of assessed value be assessed in support of the General Fund. This permanent tax rate is expected to raise \$11,465,000.

“I further move that a tax of \$3,900,000 be recommended for approval for the debt service fund for the purpose of the regiment of bonded debt owned by the school district.”

Detail

General Fund	\$48,940,000
Special Programs Fund	\$20,095,000
Debt Service Fund	\$ 3,980,000
Capital Projects Fund	\$ 4,050,000
Internal Service Fund	\$ <u>350,000</u>
Total	\$ <u>77,415,000</u>