

<u>Board of Education</u> President, 2024-2025	<b>Okemos Public Schools</b> <a href="mailto:board@okemosk12.net">board@okemosk12.net</a> <a href="http://okemosk12.net">http://okemosk12.net</a>	4406 Okemos Road Okemos, Michigan 48864 Phone: 517-706-5010
---	---	---

*This agenda is for general informational purposes only. Based on board policy, the board of education may revise this agenda and may take up other issues at the meeting.*

**5:30 PM**

**MEETING AGENDA**  
**Monday, February 3, 2025**

**Community Conference Rm**

**CALL TO ORDER**

Tom Buffett, Jason Burns, Katie Cavanaugh, Shulawn Doxie, Andrew Phelps, Leeni Shrestha and Jillian Winn

**WELCOME AND MEETING FORMAT**

Welcome to this special meeting of the Okemos Board of Education held in public for the purpose of conducting the business of the school board.

**There is one opportunity for public comment:** Citizens who wish to address agenda or non-agenda items will have an opportunity at the beginning of the meeting. In-person individuals who wish to address the board must complete a blue form, located with the agendas near the room entrance, and present it to the board’s secretary prior to the start of the agenda item.

At the appropriate point in the agenda, the board president will call upon individuals who have submitted a blue card for their comments.

**CITIZENS ADDRESS AGENDA AND NON-AGENDA ITEMS**

At this time in the meeting, citizens have an opportunity to address the board regarding items of interest that that may or may not be part of the evening’s agenda. Citizens are required to limit comments to three minutes, except when this requirement is waived by the board president during the meeting. A designated timekeeper will communicate to the individual who is addressing the board at three minutes. The board highly values public comment and input; however, the board meeting format is designed to facilitate the evening’s agenda and, therefore, restricts board members from engaging in conversation with speakers or immediately responding to questions. Questions and concerns may be addressed by the board later in the agenda and may be assigned for follow-up by the board or superintendent at a later date.

**Budget Work Session**

The board will enter into a work session for the purpose of developing the 2025-2026 budget.

While this portion of the meeting is open, it will not be televised.

**ADJOURN**

# Multi-Year Budget Overview

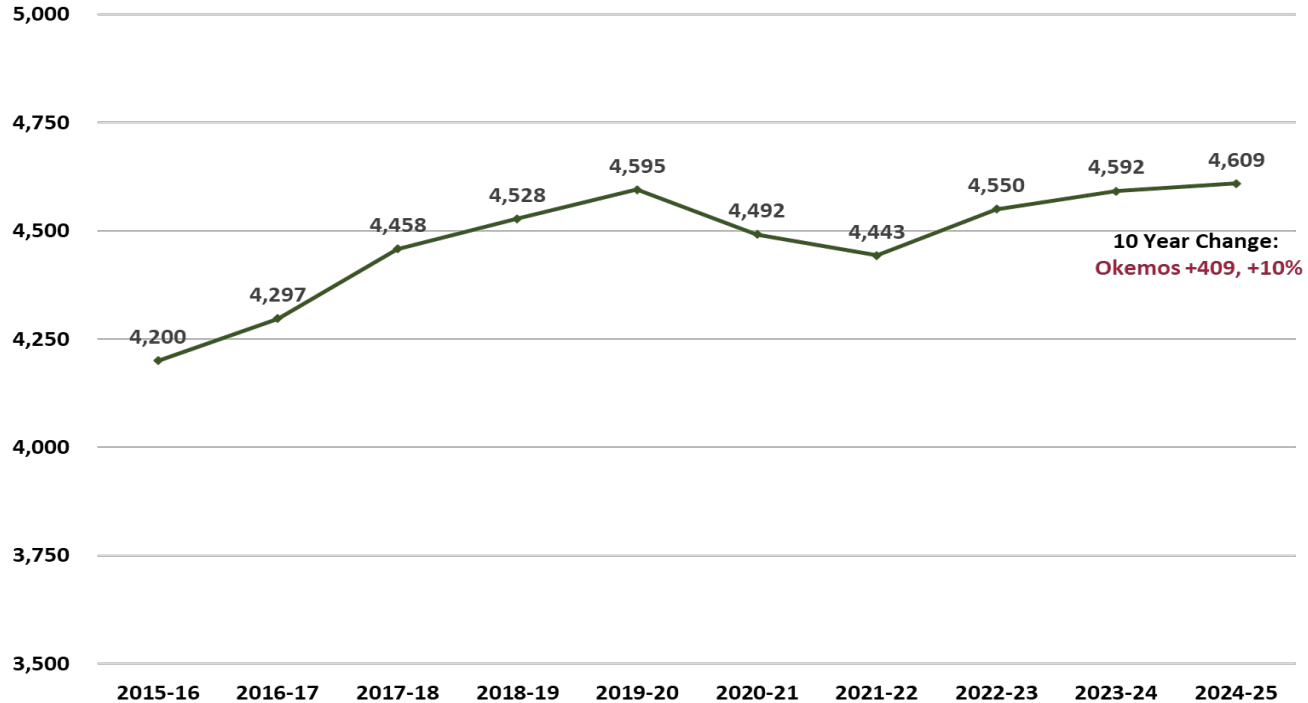
Board of Education, 01/27/2025



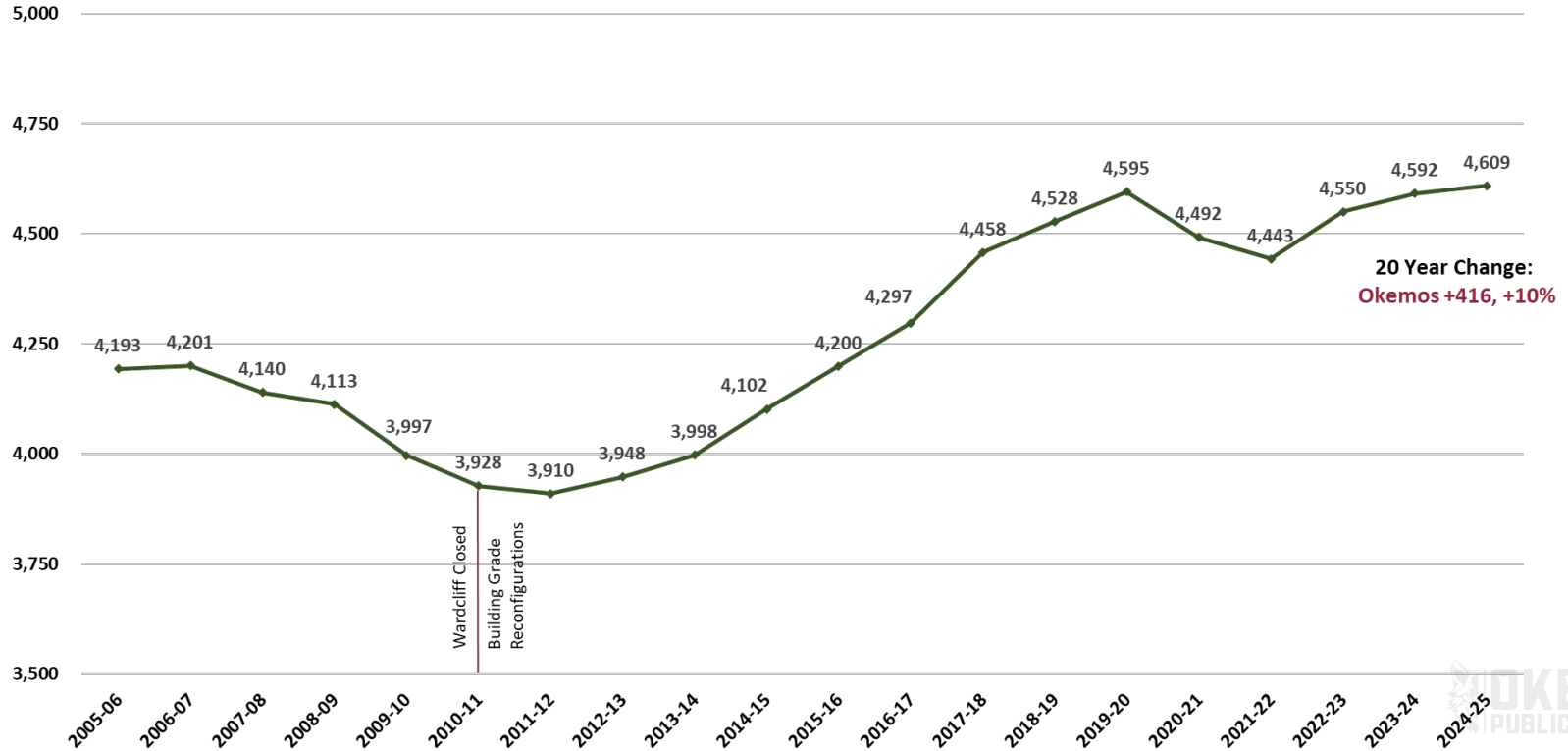
# Agenda

- **Enrollment Trends**
- **Factors Impacting Enrollment Projections**
- **Multi-Year Budget Summary**
- **ISD SE Funding, History**
- **Fund Balance History**
- **Next Steps**

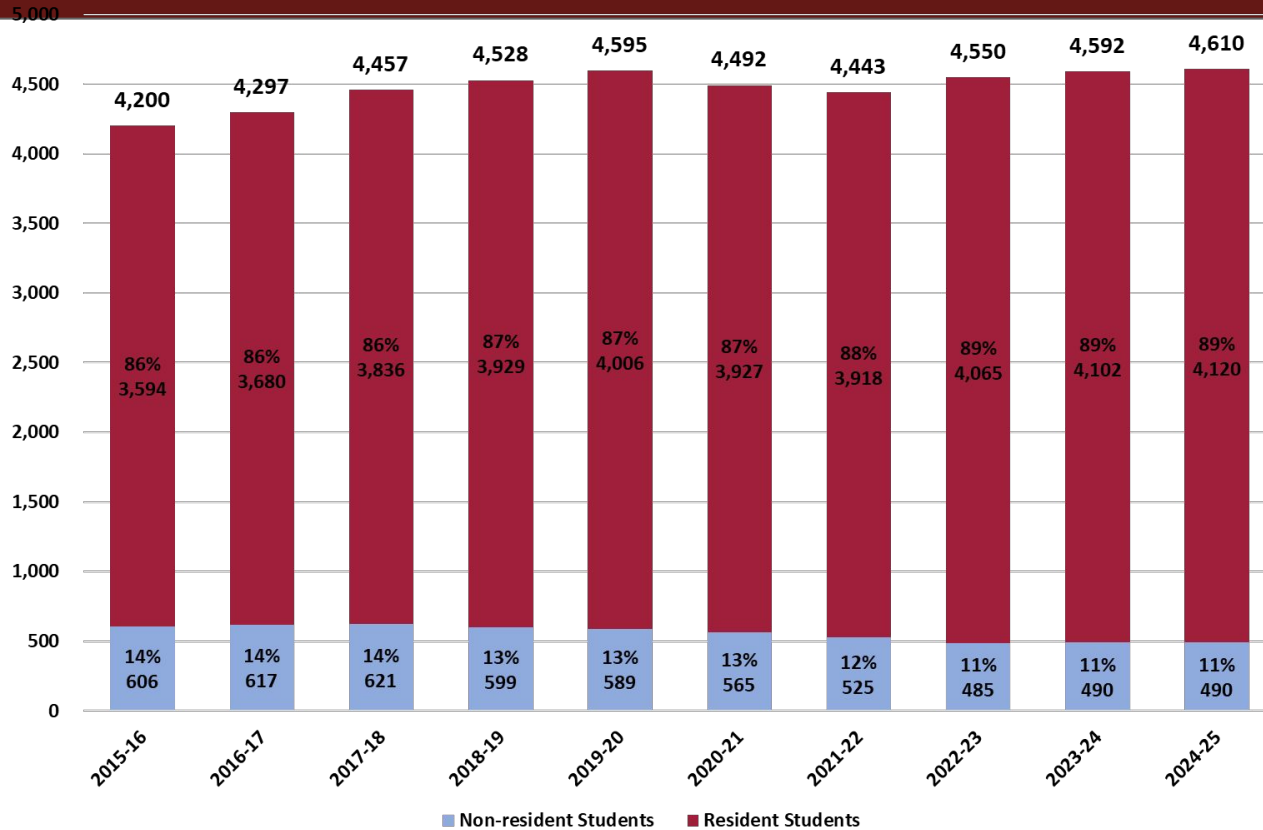
# Enrollment - 10 Year Comparison



# Enrollment - 20 Year Comparison



# Enrollment - Residency



# Factors Impacting Enrollment Projections

## Graduating Seniors

20205-26 enrollment projections reduced by class of 2025 graduating seniors



## Incoming Kindergarten

2025-26 enrollment projections increased by Fall 2025 incoming kindergarten estimate

## Retention Rate

# of students who continue in Okemos from year to year.

Class of	Retention Rate Going into Grade												
	1	2	3	4	5	6	7	8	9	10	11	12	
2036	97.1%												
2035	98.2%	104.3%											
2034	104.9%	101.2%	106.3%										
2033	95.0%	106.9%	106.0%	103.5%									
2032	98.2%	97.2%	106.5%	99.9%	100.8%								
2031	95.9%	98.7%	96.2%	107.3%	104.7%	102.3%							
2030	96.5%	107.0%	98.9%	96.9%	103.9%	100.1%	103.7%						
2029	94.7%	102.1%	103.9%	98.2%	98.9%	104.6%	100.2%	100.3%					
2028	97.5%	103.5%	103.6%	102.8%	94.7%	100.1%	102.5%	100.9%	101.5%				
2027	98.3%	102.7%	106.2%	100.8%	99.2%	99.3%	100.1%	101.9%	102.9%	106.1%			
2026	97.4%	104.5%	102.9%	107.7%	103.2%	104.6%	100.3%	99.2%	106.4%	100.7%	97.6%		
2025	99.9%	104.7%	102.0%	105.1%	104.3%	104.5%	100.3%	100.0%	101.2%	99.5%	95.8%	101.1%	

	<b>12th Grade from Prior Year</b>	<b>Incoming K</b>	<b>Net FTE</b>			<b>Average Retention Rate</b>
<b>2025-26</b>	332		(332)			
<b>2024-25</b>	363	288	(75)			102%
<b>2023-24</b>	310	310	0			101%
<b>2022-23</b>	328	317	(11)			103%
<b>2021-22</b>	327	345	18			98%
<b>2020-21</b>	314	306	(8)			98%
<b>2019-20</b>	328	356	28			101%
<b>2018-19</b>	319	338	19			101%
<b>2017-18</b>	305	352	47			103%
<b>2016-17</b>	285	322	37			102%
<b>2015-16</b>	293	314	21			102%
<b>High</b>	363	356				103%
<b>Low</b>	285	288				98%
<b>Average</b>	319	325				101%

# Multi-Year Budget Summary

		2024-25	2025-26	2026-27
<b>Fund Balance Net Impact (rev's/exp's), from prior year</b>		<b>376,095</b>	<b>(1,639,177)</b>	<b>(2,658,317)</b>
	One-Time Budget Impact in prior year, reversed in current year	(285,822)	248,002	(183,250)
<b>Net Impact after reversal of prior year 1x adjustments</b>		<b>90,273</b>	<b>(1,391,175)</b>	<b>(2,841,567)</b>
<b>Current Year Variables</b>				
	Grant Funding Sources Expired	(1,725,372)	(621,327)	(378,690)
	New Budget Variables	(4,078)	(645,815)	(700,000)
	<b>Net Changes, current year variables</b>	<b>(1,729,450)</b>	<b>(1,267,142)</b>	<b>(1,078,690)</b>
<b>Fund Balance Net Impact (rev's/exp's)</b>		<b>(1,639,177)</b>	<b>(2,658,317)</b>	<b>(3,920,257)</b>

# Multi-Year Budget Summary

	2024-25	2025-26	2026-27
<b>Beginning Fund Balance</b>	<b>10,928,321</b>	<b>9,289,144</b>	<b>6,630,827</b>
Fund Balance Net Impact (rev's/exp's)	(1,639,177)	(2,658,317)	(3,920,257)
<b>Ending Fund Balance</b>	<b>9,289,144</b>	<b>6,630,827</b>	<b>2,710,570</b>
<i>Fund balance as a % of expenditures</i>	12.9%	9.5%	3.9%

# Add'l Information - ISD SE Claims

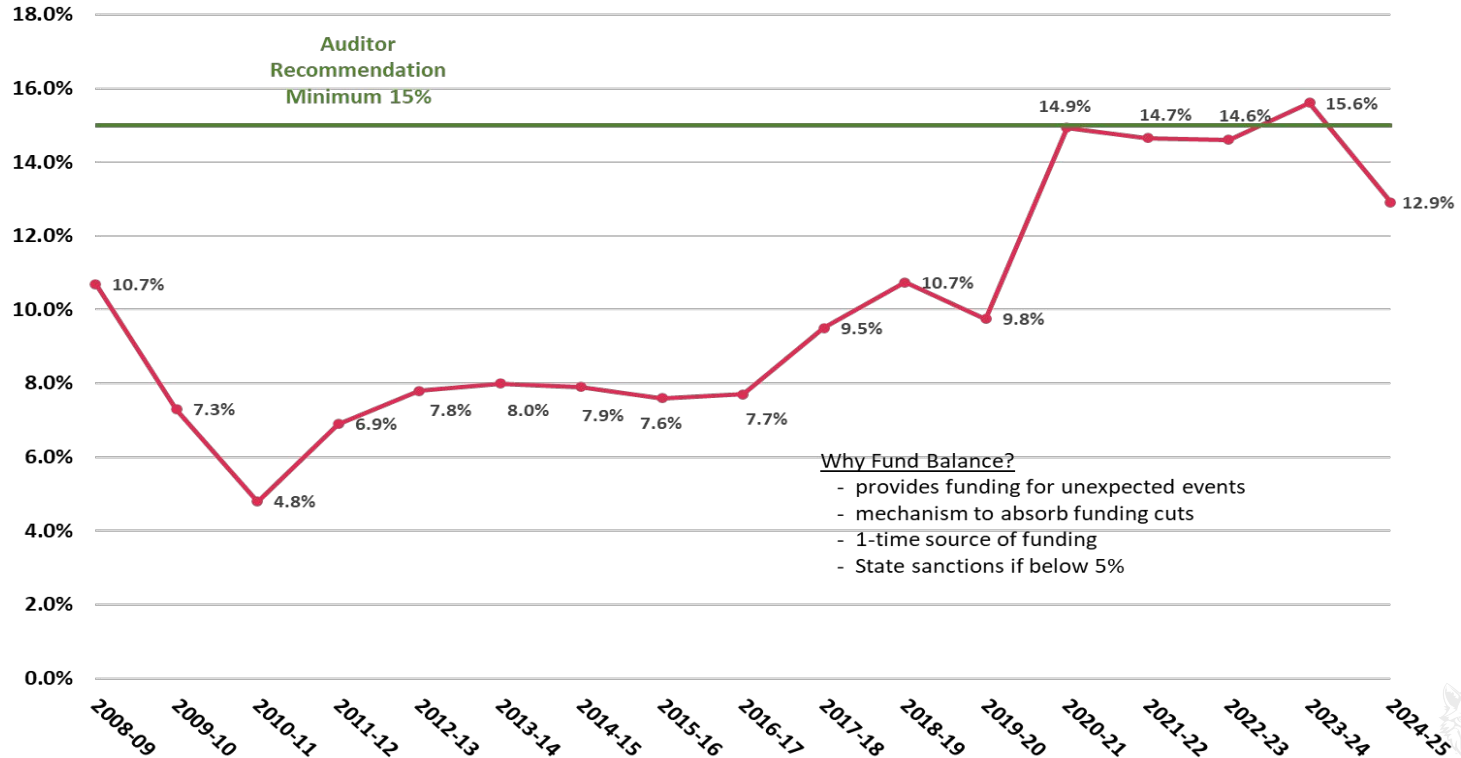
<b>2024-25 est</b>	<b>??</b>
<b>2023-24 est</b>	<b>5,312,455</b>
<b>2022-23</b>	<b>5,088,501</b>
<b>2021-22</b>	<b>4,520,524</b>
<b>2020-21</b>	<b>4,476,214</b>
<b>2019-20</b>	<b>3,839,638</b>
<b>2018-19</b>	<b>3,665,438</b>
<b>2017-18</b>	<b>3,141,771</b>
<b>2016-17</b>	<b>3,187,499</b>
<b>2015-16</b>	<b>2,880,327</b>

## Notes:

Reflects final claim, regardless of payment year

Numerous factors involved including, ISD \$'s available, # of students, cost of ISD programming supporting OPS students, etc

# Fund Balance History



# Next Steps

- **Individual meetings with building/area leaders**
- **Identify areas of opportunity**
- **Budget timeline overview by end of February**

## 2024-25 Budget Revision Summary

	<b>2024-25</b>
<b>Fund Balance Net Impact (rev's/exp's), from prior year</b>	<b>376,095</b>
<b>One-Time Budget Impact in prior year, reversed in current year</b>	
Partial year open positions	(153,122)
ISD SE Funding, addl due to 22-23 final	(174,000)
Operations, contracted services	100,000
All Other 1x	(58,700)
	(285,822)
<b>Net Impact after reversal of prior year 1x adjustments</b>	<b>90,273</b>
<b>Grant Funding Sources Expired</b>	
Grants (ESSER, 31o, Student Mental health, etc)	(1,725,372)
<b>New Budget Variables</b>	
State Aid, MPSERS Reduced UAAL Rate Cap (20.96% to 15.21%)	1,882,774
Negotiations, steps + 1%	(1,404,957)
Environmental remediation (1x)	(939,973)
Enrollment	157,884
ISD SE Funding, addl due to 23-24 final (1x)	361,000
State Aid, Transportation & Other Retirement sections	486,660
State Aid, Spec. Ed. current year est update + prior year final (1x)	221,520
State Aid, Sec 20f Hold Harmless Guarentee (50% red 23-24 & 24-25)	(239,545)
Health Insurance, MESSA & WMHIP	(403,100)
Curriculum/New textbooks (1x)	205,000
Grants, Impact on operating expendiutres	55,908
Other Salaries & Related (FTE, staff turnover, division advance, retirement rates)	26,833
Alternative Student Programming, High School	(160,150)
Equipment Needs	(160,000)
Contracted Staff (subs, classroom aides)	(195,800)
Insurance (property, casulaty, workers comp)	(98,200)
Community Education	200,720
All Other	(652)
	(4,078)
<b>Net Changes of current year variables</b>	<b>(1,729,450)</b>
<b>Fund Balance Net Impact (rev's/exp's)</b>	<b>(1,639,177)</b>
<hr style="border-top: 1px dashed black;"/>	
Beginning Fund Balance	10,928,321
Fund Balance Net Impact (rev's/exp's)	(1,639,177)
<b>Ending Fund Balance</b>	<b>9,289,144</b>
<i>Fund balance as a % of expenditures</i>	<i>12.90%</i>

## Multi-Year Budget Projections

	<u>2025-26</u>	<u>2026-27</u>
<b>Fund Balance Net Impact (rev's/exp's), from prior year</b>	<b>(1,639,177)</b>	<b>(2,658,317)</b>
<b>One-Time Budget Impact in prior year, reversed in current year</b>		
Mold remediation	939,973	
Curriculum/New textbooks	(205,000)	
ISD SE Funding, addl due to 23-24 final	(361,000)	
SE State Aid, prior year final reconciliation	(286,620)	(183,250)
Equipment Needs	170,500	
Kindergarten Classroom Aides	40,000	
Insurance Reimbursements	(36,359)	
All Other 1x	(13,492)	
	<u>248,002</u>	<u>(183,250)</u>
<b>Net Impact after reversal of prior year 1x adjustments</b>	<b>(1,391,175)</b>	<b>(2,841,567)</b>
<b>Grant Funding Sources Expired</b>		
ESSER Grant	(268,079)	
Health Resource Advocate Grant (nurses)	(69,300)	
Safety/Security & Mental Health, 31aa	(283,948)	(378,690)
	<u>(621,327)</u>	<u>(378,690)</u>
<b>New Budget Variables</b>		
ISD SE Funding System Changes - phase I & II	(470,000)	(700,000)
SE State Aid, current year est update + prior year final (1x)	366,525	
Sec 20f Hold Harmless Guarentee (50% red 23-24 & 24-25; 0 in 25-26)	(239,545)	
MESSA Insurance, 6 mo's of 2025 premium increase	(290,844)	
All Other	(11,951)	
	<u>(645,815)</u>	<u>(700,000)</u>
<b>Net Changes of current year variables</b>	<b>(1,267,142)</b>	<b>(1,078,690)</b>
<b>Fund Balance Net Impact (rev's/exp's)</b>	<b>(2,658,317)</b>	<b>(3,920,257)</b>
<hr/>		
Beginning Fund Balance	9,289,144	6,630,827
Fund Balance Net Impact (rev's/exp's)	<u>(2,658,317)</u>	<u>(3,920,257)</u>
<b>Ending Fund Balance</b>	<b><u>6,630,827</u></b>	<b><u>2,710,570</u></b>
<i>Fund balance as a % of expenditures</i>	9.50%	3.90%

### Additional Information

Enrollment assumptions have not yet been determined

Each \$100 increase in foundation     \$461,900

Each \$500,000 decrease in expenditures approximately .60% increase in fund balance

Compensation reference - Steps ~ \$927,110

Compensation reference - 1% of wages ~ \$467,935

Okemos					
History of Foundation Allowances					
		Change from Prior Year			
		\$	%		
2024-25	\$9,608	\$0	0.00%		
2023-24	\$9,608	\$458	5.00%		
2022-23	\$9,150	\$450	5.20%		
2021-22	\$8,700	\$171	2.00%	Average:	
2020-21	\$8,529	\$0	0.00%	Since 2021-22	\$270
2019-20	\$8,529	\$120	1.40%	Since 2018-19	\$188
2018-19	\$8,409	\$120	1.40%	Since 2016-17	\$151
2017-18	\$8,289	\$60	0.70%		
2016-17	\$8,229	\$60	0.70%		
2015-16	\$8,169	\$70	0.90%		
2014-15	\$8,099	\$50	0.60%		
2013-14	\$8,049	\$30	0.40%		
2012-13	\$8,019	\$0	0.00%		
2011-12	\$8,019	(\$300)	(3.60%)		
2010-11	\$8,319	(\$16)	(0.20%)		
2009-10	\$8,335	(\$154)	(1.80%)		
2008-09	\$8,489	\$67	0.80%		
2007-08	\$8,422	\$70	0.80%		
2006-07	\$8,352	\$210	2.60%		
2005-06	\$8,142	\$175	2.20%		
2004-05	\$7,967	\$0	0.00%		
2003-04	\$7,967	\$0	0.00%		
2002-03	\$7,967	\$200	2.60%		
2001-02	\$7,767	\$300	4.00%		
2000-01	\$7,467	\$301	4.20%		
2019-00	\$7,166				

## **Okemos Public Schools Recent Budget Additions**

### **Budget Item (listed no particular order)**

---

*Note: Not included below are those additions related to class size and/or caseload maximums*

#### **2024-25**

Maintained current positions

Nurses, (.50 RN)/(1.0) Admin Assistant *(current 1.50 RN)*

#### **2023-24**

Middle Schools Clerks, +2.0

Human Resource Specialist, +1.0

Athletic Registration Fees, 20% Reduction

Eliminate HS Parking Pass Fee

Communications/PR Support, +1.0

+20 Clubs (+16 at HS, +2 at each MS)

Student Supervisor at HS, +1.0

Cyber Security Technician, +1.0

Early Childhood SE Teacher Consultant, +1.0

Nurses, +1.0 RN/(.25) Admin Assistant

Arctic Wolf (cyber security platform)

Director of Safety and Security, +1.0 (3 yr contract)

#### **2022-23**

Athletic Registration Fees, \$50 Reduction

Instructional Supply Budgets, +10%

Admin Assistant Technology, +.75

Elementary Student Support Advisors, +2.0

Elementary Counselors, +2.0

Middle Schools Counselor, +1.0

SE Teacher non-caseload related, +1.0

Transportation Full-time Sub, +1.0

HS Links Coordinator/SE Coach, +1.0

Nurses, +1.0 RN/1.25 Admin Assistant

Behavior Threat Assessment Consultant (3 yr contract)

#### **2021-22**

DEI Director

Elementary Student Support Advisors, +2.0

Instructional Technology Coordinator, +.50  
Program Specialist, +1.0  
HS RTI Coach, +1.0  
Groundskeeper, +1.0  
Transportation Full-time Sub, +1.0  
Admin Assistant Technology, +.25  
Athletic Registration Fees, \$50 Reduction

## **2020-21**

Budget cuts occurred, have since been restored

## **2019-20**

+ 1.0 Counselor, shared KMS, CMS  
+ 4 Behavioral Support Aides (*no longer in place*)  
+ 1.0 HS Guidance Clerk  
+ 1.0 Operations Maintenance Staff  
20% Decrease, Athletic Registration Fees  
Eliminated Student Extracurricular Fees  
Add High School Lacrosse as District Funded

## **2018-19**

+ 1.0 Social Worker/Counselor, elementary  
Increased High New Textbook budget to \$100,000  
Added Budget for Textbook Adoptions, K-8  
District Support of Clubs  
(Elem's=2, MS's= 3, HS=9+Connect, Action, Quiz Bow)  
Increased District Supplies/Materials Budgets

## **2017-18**

+ 1.0 Social Worker/Counselor, elementary  
+ 1.06 Elementary clerk hours (from 47.5 hrs/week to 90 hrs/week)  
+ 1.0 Desktop Technician  
+ .50 ELL Teacher at Hiawatha (grant funded-no impact to GF)  
+ 1.0 RTI Coach at MS, shared KMS & CMS  
+.19 LMC Specialist at HS, now all 7 hrs/day (.88 FTE)

## **2016-17**

+ 1.0 Asst Superintendent of HR, (*has since been restructured to Direct*)  
+ 1.0 Behavioral Specialist

## **2015-16**

+ 1.0 MS Asst Principal - added .50 at each KMS & CMS