

Agenda

1. ROUTINE BUSINESS ITEMS
 - 1.1. Call to Order/Pledge of Allegiance
 - 1.2. Roll Call: Birhanzi ___ Pauling ___ Wibben ___ Ohmacht ___ Shourds ___ and Stenson ___.
 - 1.3. Approval of Agenda
 - 1.4. Special Presentation
 - 1.5. Approval of Consent Agenda

(Any item or items may be pulled off the consent agenda, at the request of any board member, for consideration by the board as a whole.)

 - 1.5.1. Regular Board of Education Meeting Minutes
 - 1.5.1.1. School Board Work Session November 7, 2024
 - 1.5.2. Bills
 - 1.5.3. Treasurer's Report
 - 1.5.4. Budget Report
 - 1.5.5. Personnel Actions
 - 1.5.5.1. Employment
 - 1.5.5.2. Resignations/Retirements
 - 1.5.5.3. Reassignments
 - 1.6. Resolution Accepting a Gift, Donation, Contribution or Bequest RESOLUTION ACCEPTING MONETARY, PROPERTY, GOODS OR SERVICES DONATION
 - 1.7. Public Forum
 - 1.8. Superintendent's Report
 - 1.9. Board Reports
 - 1.9.1. Board Committees
 - 1.9.2. Student Representative Report
 - 1.9.3. Administrators
 - 1.10. Congratulatory Action and Recognition
2. DISCUSSION ITEMS
 - 2.1. Policy First Read
3. ACTION ITEMS
 - 3.1. Certification of the 2024 Pay 2025 Levy
 - 3.2. Resolution Directing Recommendation for Reductions for the 2025-2026 school year.
 - 3.3. Resolution to approve the Flexible Learning Year Application with SY 26, SY27, and SY28 calendars.
4. ADJOURNMENT

PUBLIC HEARING

2024-25 Budget & Proposed 2025 Property Taxes



MONTEVIDEO PUBLIC SCHOOLS

December 2024

Resources provided by



TODAY'S AGENDA

Factors Affecting Taxes

- Big Picture
- Your Property Classification and Value
- School District Factors Affecting Pay '25
- Putting it All Together and Questions



Big Picture



Why have a Truth in Taxation Meeting?

- Truth in Taxation Law, passed in 1989 MS 275.065
- Two major requirements:
 1. **Tax Statements**

Counties must send out proposed property tax statements in November based on proposed tax levies set by all taxing jurisdictions (counties, cities, townships, school districts, etc.)
 2. **Public Hearing**

Most taxing jurisdictions must hold a public hearing prior to certifying the final levy and discuss:

 - Payable 2025 levy
 - Fiscal year 2025 budget
 - Public comments

**This is the school district's
annual required hearing**



Who sets the School Levy?

Components of a District Tax Levy are either:

- **State Formula Set By Legislature**
 - General Education Formula, Operating Capital, Career & Technical, Reemployment, etc.
- **Voter Approved as Authorized by the State**
 - Operating Referendum or Building Bonds



How is my property tax determined?

- County Assessor determines market value for each parcel of property.
- MN Legislature sets formulas for Tax Capacity. These formulas determine how the tax burden is split on different types of property (residential, commercial, ag, etc.).
- County Auditor calculates the tax capacity for each parcel based on the above.
- County Auditor divides the total levy by total tax capacity of the District to determine tax rate needed. Tax rate is multiplied by each property's tax capacity*.

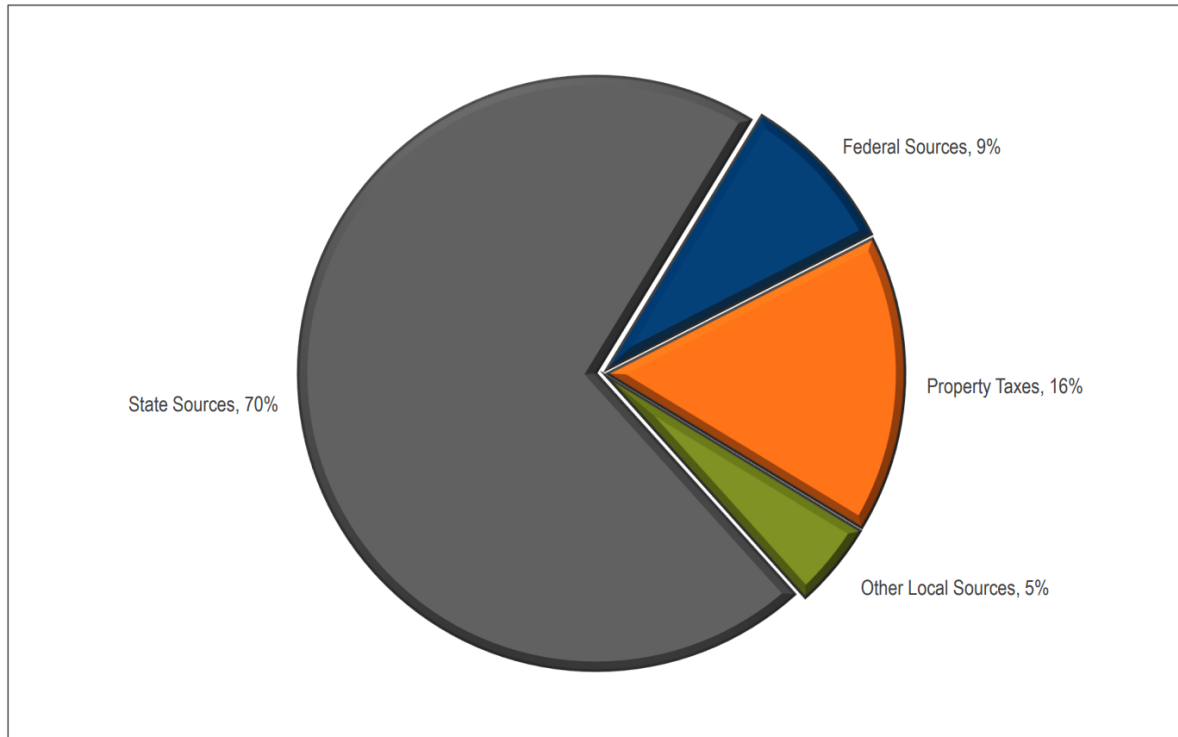
*Certain levies are spread based on Market Value rather than tax capacity.



Sources of General Funds Across the State

Sources of Funds - General Fund

Fiscal Year 2022-23



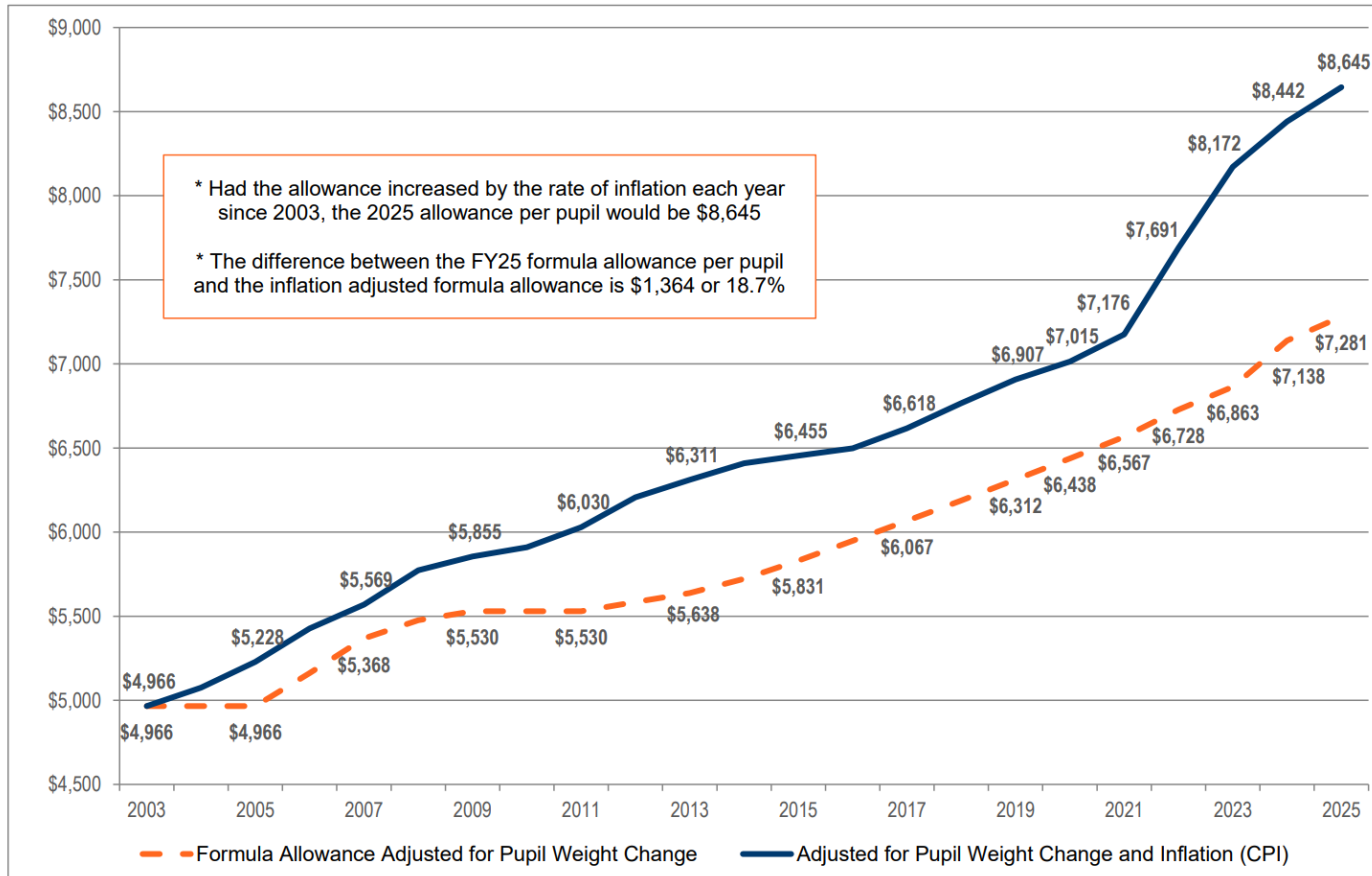
Source: MDE 2023 Consolidated Financial Report, most recent available Statewide data



Funding will trail inflation by \$1,364 per pupil in FY25

General Education Formula Allowance, 2003-2025

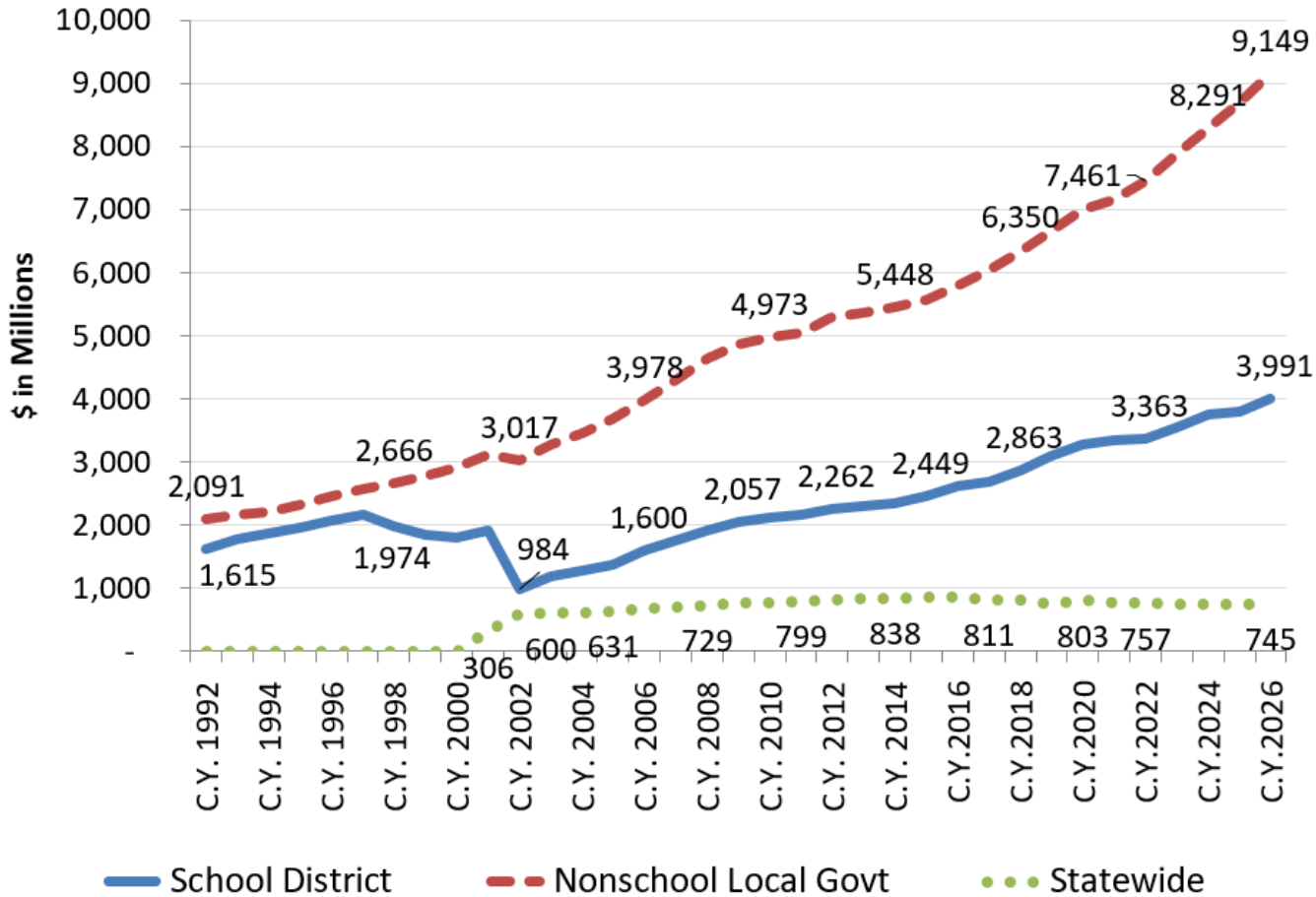
Adjusted for Pupil Weight Change and Inflation (CPI)



Source: MDE June 2024 Inflation Estimates and Minnesota Laws 2023



Property Tax Levies: School vs Non School Payable 1992-2026



24-25 School Year Budget

Fund	Revenues	Expenses	Net
General	\$21,630,219	\$21,561,544	\$68,675
Food Service	\$1,368,000	\$1,542,141	(\$174,141)
Community Education	\$1,654,665	\$1,651,965	\$2,700
Capital Fund	\$1,100,641	\$1,324,600	(\$223,959)
General Debt Service	\$1,222,749	\$1,118,250	\$104,499
Student Activities	\$386,400	\$366,800	\$19,600
TOTAL	\$27,362,674	\$27,565,300	(\$202,626)



24-25 School Year Budget

2023-2024 ACTUAL					
Unappropriated Operating Funds	July 1, 2023 Beginning Balance	2023-2024 Revenues	2023-2024 Expenditures	June 30, 2024 Fund Balance	Variance
General	\$ 255,786	\$ 20,723,072	\$ 19,742,032	\$ 1,236,826	\$ 981,040
				6.26%	\$ -
Food Service	\$ 740,251	\$ 1,493,177	\$ 1,425,819	\$ 515,131	\$ 67,359
Community Service:					\$ -
ECFE	\$ 89,877	\$ 77,445	\$ 101,144	\$ 66,178	\$ (23,699)
School Readiness	\$ (13,016)	\$ 229,518	\$ 264,358	\$ (47,856)	\$ (34,840)
Comm Ed	\$ (184,377)	\$ 1,173,567	\$ 1,291,095	\$ (301,905)	\$ (117,528)
Total Operating Funds	\$ 888,521	\$ 23,696,779	\$ 22,824,447	\$ 1,468,374	\$ 872,332
% of Operating Expenditures				6.43%	
Other Appropriated Funds					
Long Term Facilities Maint	\$ 1,019,255	\$ 576,130	\$ 513,698	\$ 1,081,687	\$ 62,432
Operating Capital	\$ 99,874	\$ 362,636	\$ 559,075	\$ (96,566)	\$ (196,440)
Debt Service	\$ 153,463	\$ 1,184,503	\$ 1,104,413	\$ 233,553	\$ 80,090
Student Activities	\$ 222,856	\$ 358,761	\$ 344,757	\$ 236,860	\$ 14,004
Total All Funds	\$ 2,383,969	\$ 26,178,808	\$ 25,346,389	\$ 2,923,909	\$ 832,419
2024-2025 PROPOSED BUDGET					
Unappropriated Operating Funds	July 1, 2024 Beginning Balance	2024-2025 Revenues	2024-2025 Expenditures	June 30, 2025 Projected Fund Balance	Variance
General	\$ 1,236,826	\$ 21,630,219	\$ 21,561,544	\$ 1,305,501	\$ 68,675
				6.05%	
Food Service	\$ 515,131	\$ 1,368,000	\$ 1,542,141	\$ 340,990	\$ (174,141)
Community Service:					
ECFE	\$ 83,012	\$ 74,436	\$ 84,655	\$ 72,793	\$ (10,219)
School Readiness	\$ (79,590)	\$ 220,208	\$ 286,467	\$ (145,849)	\$ (66,259)
Comm Ed	\$ (137,292)	\$ 1,360,021	\$ 1,280,843	\$ (58,114)	\$ 79,178
Total Operating Funds	\$ 1,618,087	\$ 24,652,884	\$ 24,755,650	\$ 1,515,321	\$ (102,766)
% of Operating Expenditures				6.12%	
Other Appropriated Funds					
Long Term Facilities Maint.	\$ 536,096	\$ 521,645	\$ 802,330	\$ 255,411	\$ (280,685)
Operating Capital	\$ (65,070)	\$ 578,996	\$ 522,270	\$ (8,344)	\$ 56,726
Debt Service	\$ 232,555	\$ 1,222,749	\$ 1,118,250	\$ 337,054	\$ 104,499
Student Activities	\$ 237,456	\$ 386,400	\$ 366,800	\$ 257,056	\$ 19,600
Total All Funds	\$ 2,559,124	\$ 27,362,674	\$ 27,565,300	\$ 2,356,498	\$ (202,626)



Property Classifications and Value



Tax Statement

2025

2024 Values for Taxes Payable in

Know Your Valuation

- Property classification and market value
- Sent Spring 2024; cannot change value
- Watch for 2025 statement in SPRING and where to appeal

Values and Classification			
Taxes Payable Year:		2024	2025
Step 1	Estimated Market Value:	\$141,100	\$143,000
	Homestead Exclusion:	\$24,541	\$33,680
	Taxable Market Value:	\$116,559	\$109,320
	New Improvements:	\$0	\$0
	Property Classification:	RES HMSTD	RES HMSTD
Sent in March 2024			
Step 2	Proposed Tax		
	Proposed Tax:		\$1,570
Sent in November 2024			
Step 3	Property Tax Statement		
	First-half Taxes:		\$777.13
	Second-half Taxes:		\$777.13
	Total Taxes Due in 2024:		\$1,554.26

Effective Tax Rates

Property Classification	2024 Estimate
Farm	0.48%
Seasonal Rec	0.79%
Residential Homestead	1.14%
Apartment	1.43%
Public Utility	2.50%
Commercial-Industrial	2.59%

Source: Jared Swanson House Research



Share of Tax Liability

Property Classification	Market Value Share (2023 Assessment)	Share of Net Taxes (Payable in 2024)
Farms	18.9%	6.8%
Seasonal Rec Residential	4.2%	2.6%
Commercial and Industrial	12.7%	28.8%
Residential Homes	57.7%	54.2%
Other Residential	6.5%	7.7%

Source: Jared Swanson House Legislative Analyst



Ag2School Tax Credit

- Permanent law enacted in 2017
- Affects all existing Fund 7 debt levies, except OPEB bonds
- Reductions for farmers and timber owners
- Will remain at 70% in 2025
- The revenue for Ag2School comes from state income, sales and other tax revenue



Pay 2025

70% Ag Tax Credit on Bonds

Payable Year	Percent Increase	Total Credit Percent
2022	5%	60%
2023	10%	70%
2024	0%	70%
2025	0%	70%



Find Your Ag2School Credit

Truth in Taxation Notice:

- Calculated on each parcel statement
- Sum all parcels for total
- Because paid by state, it does not show up on Levy Certification Report



Tax Detail for Your Property:

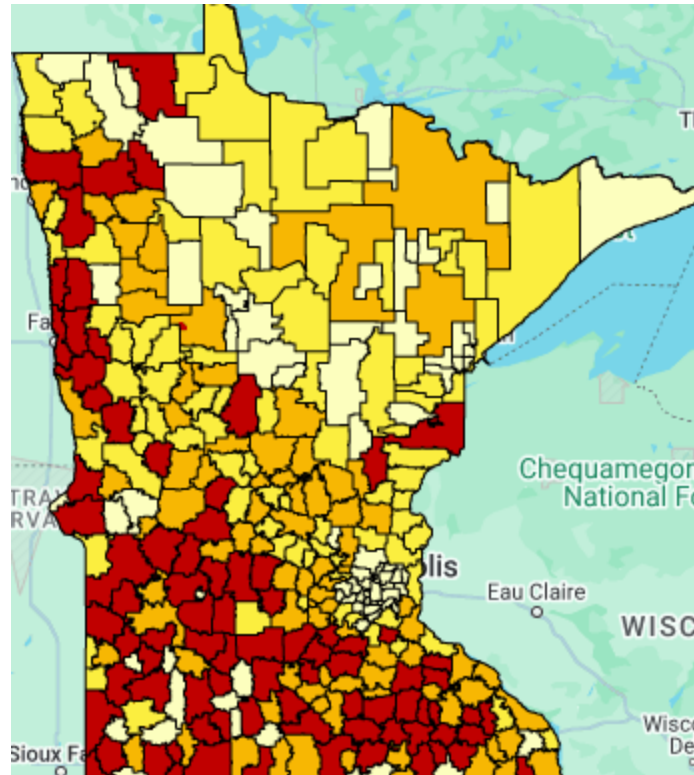
Taxes Payable Year:	2024	2025
1. Use this amount on Form M1PR to see if you are eligible for a homestead credit refund. File by August 15. If this box is checked, you owe delinquent taxes and are not eligible.	<input type="checkbox"/>	\$1,524.26
2. Use these amounts on Form M1PR to see if you are eligible for a special refund.	\$1,422.08	
Property Tax and Credits		
3. Property taxes before credits	\$1,422.08	\$1,524.26
4. Credits that reduce property taxes		
A. Agricultural and rural land credits	\$0.00	\$0.00
B. Taconite tax relief	\$0.00	\$0.00
C. Other credits	\$0.00	\$0.00
5. Property taxes after credits	\$1,422.08	\$1,524.26
Property Tax by Jurisdiction		
6. County	\$438.06	\$474.18
Regional Rail Authority	\$5.96	\$6.18
7. City or Town	\$273.79	\$302.06
8. State General Tax	\$0.00	\$0.00
9. School district		
A. Voter approved levies	\$289.35	\$296.68
B. Other local levies	\$340.11	\$364.60



Ag2School in Pay 2024

How does our school district compare in total Ag2School credit?

[MREA Maps](#)



70% Ag2School Total Bond Credit Pay 24

- Well Below Median
- Below Median of \$196,185
- Above Median of \$196,185
- Well Above Median



EQUALIZATION FACTORS FOR LOR & Operating Referendums

	LOR & Referendum Allowance Levels	Equalizing Factors
Tier 1 LOR	Up to \$300/pupil	\$880,000/RPU
Tier 2 LOR	\$300 up to \$724/pupil	\$642,038/RPU
Tier 1 Op Ref	Up to \$460/pupil	\$567,000/RPU
Tier 2 Op Ref	\$460 up to \$1,556.75/pupil	\$290,000/RPU

Ag Land and Seasonal Rec Properties are exempt from Op Ref and LOR levies.

School Factors Affecting Pay '25 Levies



Your School District Tax Levy

Possible reasons for changes to your parcel:

- Change in value or classification to your property
- Change in enrollment numbers
- Change in valuation of property in district

Equalization aid depends on district property wealth per pupil

- Local decisions and requirements
- Adjustment for prior years (estimate to actual)
- Legislative changes (Local Optional Revenue)



Referendum Picture

How does our district compare in Operating Referendum Revenue?

MREA Maps

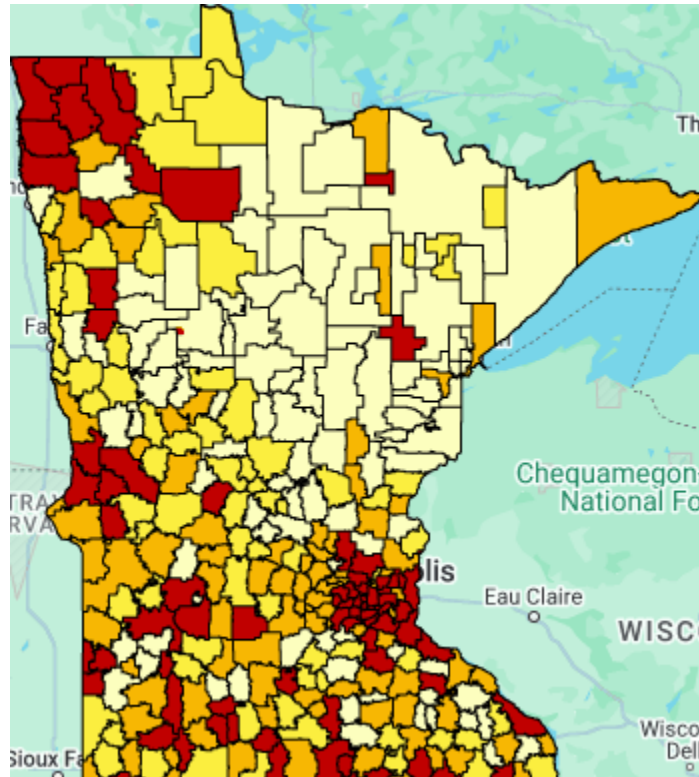
Our District:

\$156.76 per APU

Median district: \$513

Upper Quartile of Referendums > \$1025

94 districts: \$0



District Operating Referendum per APU FY25

- No Operating Referendum
- Below District Median of \$513/Pupil
- Above District Median of \$513/Pupil
- Well Above Median/Pupil



Property Wealth Picture

How does our district compare in Referendum Market Value per Residential Pupil Unit?

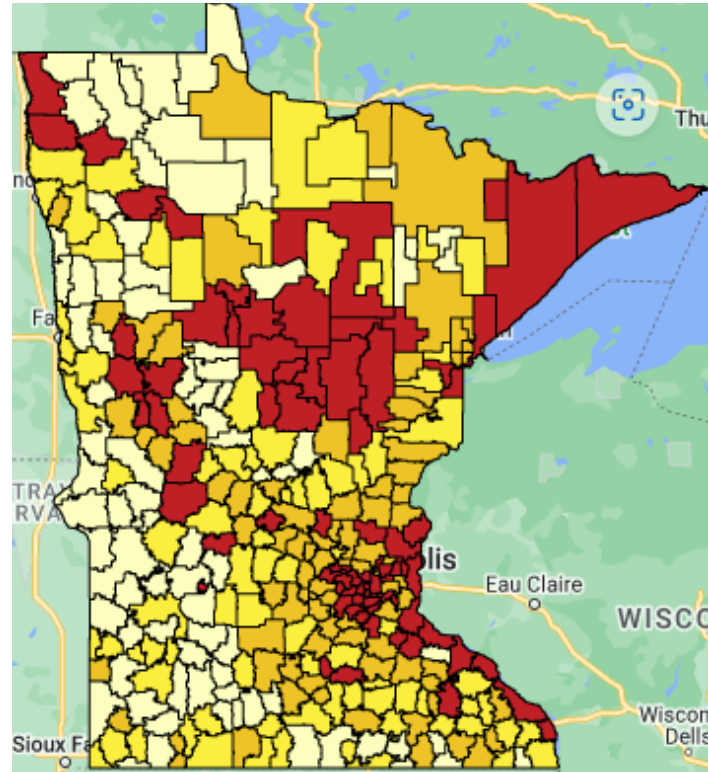
MREA Maps

Our District:

\$ 398,181 per RPU

Median District:

\$601,021/RPU



Referendum Market Value (RMV) per Resident Pupil Unit (RPU) in FY25

- Lowest RMV/RPU
- Below the Median of \$601,020
- Above the Median of \$601,020
- Highest RMV/RPU



Putting it All Together



Long-Term Facility Maintenance

Included in School Property Taxes for Pay '25

- School Board and MDE approved 10-year facility maintenance plan, including:
 - Project 1 — Parking lots & Bus Dropoff
 - Project 2 — IAQ Project @ MHS Gym
- LTFM Revenue: \$ 1,324,517
 - State share (Aid): \$ 383,630
 - Local share (levy): \$ 940,887
- Reflected in “Proposed Property Tax Notice” under “Other Levies”



Proposed Pay '25 Levy

CERTIFICATION FOR MONTEVIDEO PUBLIC SCHOOLS

Fund	Pay '25 Levy	Increase/ (Decrease) Pay '24	Percent Change
General	\$2,151,555.08	\$68,641.87	3.30 %
Community Education	\$204,127.30	\$8,409.70	4.30 %
General Debt Service	\$966,623.89	\$133,171.58	15.98%
TOTAL	\$3,322,306.27	\$210,223.15	6.76 %



More Information

State of Minnesota for Property Tax Relief

1-800-652-9094

County Auditor

Michelle May

629 N 11th ST

Montevideo, MN 56265

Auditor's Office Phone: 320-269-7447

School District Contact

Adam Spray

320-269-8833 ext. 2126



QUESTIONS?
THANK YOU.



ISD 129 – MONTEVIDEO PUBLIC SCHOOLS
Minutes of Regular School Board Meeting
Held November 12, 2024 in Montevideo, MN

Chairman Stenson called the regular meeting of the School Board of Independent School District #129 to order at 6:00 p.m. on Tuesday, November 12, 2024, in the District Board Room of the Montevideo Middle School.

Members present were Stenson, Pauling, Wibben, Shourds, and Ohmacht. Mr. McKittrick, Chief Business Official Adam Spray, Student representative Landon Olson, staff members, and community members were also present.

Director Ohmacht made and Director Pauling seconded a motion to approve the agenda as presented. The Motion carried unanimously.

Heidi Huseby, MTSS Coordinator, provided an overview of the District MTSS Plan.

Director Shourds made and Director Ohmacht seconded a motion to approve the Consent Agenda as presented. The Motion carried unanimously.

- Regular Board of Education Meeting Minutes – October 14, 2024
- November Board Bills

TOTAL EXPENDITURES BY FUND

GENERAL FUND	\$	360,731.21
FOOD SERVICE	\$	70,543.33
COMMUNITY SERVICES	\$	5,605.47
CAPITAL EXPENDITURE	\$	48,182.36
STUDENT ACTIVITIES	\$	7,009.60
MINN RIVER VALLEY ED DIST	\$	15,250.35
MRVED COMMUNITY EDUCATION	\$	6,946.35
TOTAL BY FUND	\$	514,268.67

- Treasure Report
- Budget Report
- Personnel Actions:
 - Employment:
 - Maribel Rodriguez, EL Assistant, Ramsey Elementary.
 - Chelsea Melvin, Food Service Assistant, Sanford Elementary.
 - Taylor Smith, Special Ed Para, Sanford Elementary
 - Resignations/Retirements:
 - Bentley Boike resigned as a full-time Sub at High School
 - Altonio Hammond resigned as a Paraprofessional
 - Sam Roth resigned as Head Cook at Sanford
 - Reassignments:
 - Raphael Valenzuela was reassigned to Community Liaison, Sanford Elementary.
 - Kaitlyn Colby was reassigned to be a full-time substitute teacher at Ramsey Elementary.
 - William Cardenas, reassigned to Title I, Middle School

Jennifer Miller has been reassigned to Activities/Athletics Administrative Assistant, High School.
Lonnie Bork has been reassigned to Food Service Assistant at the Middle School.

- November Extra-Curricular Assignments
- Resolution Accepting Monetary, Property, Goods, or Services Donation: Director Pauling made, and Director Wibben seconded, a motion to adopt the resolution accepting the monetary, property, goods, or services donation. After a roll call vote with Director Shourds abstaining, all members voted Aye, and the motion carried.
 - Clean Site, LLC donated \$1,000 for Middle School Band Guitars
 - Jon Dahlvang and family donated \$500 for Middle School Band Guitars
 - CCM Health donated \$200 for HAWK Pride Student Awards
- Superintendent's Report
- Student Representative Report
- Administrators Report

Congratulatory Action and Recognition:

Congratulations to the school board members elected: returning member Travis Birhanzl and newly elected members Jarrod Miller and Sarah Norman.

Congratulations to the Girls Tennis team for competing at the State Girls Tennis Tournament.

Congratulations to the CTE Teachers team for their huge success with the Montevideo Career Fair.

Congratulations to all the Fall Activity Awards & Honors.

Discussion Items:

Flexible Learning Year Application

Comprehensive Achievement and Civic Readiness Plan

Food Service Positions

Action Items

- Motion by Director Ohmacht and seconded by Director Pauling to approve the 24-25 Teacher's Seniority List. The motion carried unanimously.
- Motion by Director Pauling and seconded by Director Wibben to approve policies 207, 408, 413, 419, and 425 as presented. The motion carried unanimously.
- Motion by Director Wibben and seconded by Director Shourds to approve the Resolution Canvassing the Return of Votes of the District School Board Election. After a roll call vote, all members voted Aye, the motion carried unanimously.
- Motion by Director Shourds and seconded by Director Ohmacht to approve the resolution establishing a combined polling place for special elections. After a roll call vote, all members voted Aye, the motion carried unanimously.

Adjournment: Motion by Director Pauling and seconded by Director Ohmacht to adjourn the meeting at 6:50 p.m. The motion carried unanimously.

ISD 129 – MONTEVIDEO PUBLIC SCHOOLS
Minutes of School Board Work Session
Held November 7, 2024 in Montevideo, MN

The School Board of Independent School District #129 met for a Board Work Session on Thursday, November 7, 2024, at 5:30 p.m. in the District Board Room of the Montevideo Middle School.

Members present were Stenson, Birhanzi, Wibben, Shourds, and Ohmacht. Mr. McKittrick, and Amy Jordan with MSBA were also present.

Amy Jordan, Associate Director of Leadership with MSBA led the discussion regarding the superintendent's search timeline, hiring criteria, stakeholder involvement, and procedures. When it is finalized, the timeline will be published on the school website.

The meeting adjourned at 6:55 pm.

**MONTEVIDEO PUBLIC SCHOOLS
MONTHLY WARRANTS**

December 9, 2024

Check #	Vendor	Amount	Description
68840	A&B BUSINESS SOLUTIONS	\$ 1,535.76	PRINTER LEASES
68841	Vendor Continued Check	\$ -	VOID
68842	Vendor Continued Check	\$ -	VOID
68843	Vendor Continued Check	\$ -	VOID
68844	Vendor Continued Check	\$ -	VOID
68845	AMAZON CAPITAL SERVICES, INC	\$ 3,335.77	MISC SUPPLIES
68846	BACKES TECHNOLOGY SERVICES INC	\$ 451.50	TROUBLESHOOT DOORS
68847	BARN THEATRE	\$ 40.00	FALL PLAY SUPPLIES
68848	BLICK ART MATERIALS	\$ 44.50	ART SUPPLIES
68849	BORCH'S SPORTING GOODS	\$ 1,108.00	BASKETBALLS
68850	BROKEN LIMBS TREE SERVICE	\$ 5,550.00	TREE REMOVAL
68851	CDW-GOVERNMENT INC	\$ 51.54	ART SUPPLIES
68852	CENTRAL PRODUCTS LLC	\$ 239.22	KITCHEN EQUIPMENT
68853	CHAPPEL CENTRAL INC	\$ 6,950.33	WATER MAIN WORK/HVAC CONTRACT
68854	CHIPPEWA COUNTY TREASURER	\$ 977.10	PROPOSED TAX NOTICES
68855	CLARA CITY TELEPHONE	\$ 479.00	FIBER LEASE
68856	CLASSCOMPOSER	\$ 799.00	SUBSCRIPTION
68857	COLUMN SOFTWARE PBC	\$ 301.40	BOARD MINUTES
68858	DC SIGNS	\$ 130.00	SIGNS
68859	DECKER EQUIPMENT	\$ 52.85	BATHROOM STALL PARTS
68860	DOUBLE D DEVELOPMENT	\$ 16,924.53	HAWKS NEST LEASE
68861	DRIESSEN WATER INC	\$ 99.45	WATER/SALT
68862	FARMERS UNION OIL COMPANY	\$ 2,947.18	BULK FUEL/PLOW TRUCK BRACKETS
68863	FOLLET CONTENT SOLUTIONS, LLC	\$ 1,907.30	LIBRARY BOOKS
68864	FUN AND FUNCTION	\$ 255.88	OT SUPPLIES
68865	FUN EXPRESS, INC	\$ 128.45	COMM ED SUPPLIES
68866	GREAT PLAINS NATURAL GAS	\$ 9,742.50	NATURAL GAS SERVICE
68867	HAMPTON STUDIOS	\$ 90.00	PERFORMANCE RIGHTS
68868	Vendor Continued Check	\$ -	VOID
68869	HILLYARD FLOOR CARE SUPPLY	\$ 5,851.77	CUSTODIAL SUPPLIES
68870	HIRE IMAGE LLC	\$ 625.00	BACKGROUND CHECKS
68871	Vendor Continued Check	\$ -	VOID
68872	INNOVATIVE OFFICE SOLUTIONS, LLC	\$ 1,126.30	SUPPLIES
68873	KDMA (AM)/KMGH (FM)	\$ 490.00	ADS
68874	KENNEDY & GRAVEN CHARTERED	\$ 2,825.00	LEGAL SERVICES
68875	KIBBLE EQUIPMENT CO	\$ 5,950.00	SNOW BLOWER
68876	LAURITSEN SEPTIC AND DRAIN	\$ 425.00	MHS WASTE LINE
68877	MAAC INC	\$ 400.00	TESTING
68878	MARCO	\$ 2,279.12	COPIER LEASE
68879	MN ASSN OF SEC SCHOOL PRINC	\$ 305.00	WINTER CONFERENCE
68880	MCEA	\$ 935.00	MEMBERSHIP DUES
68881	MELODY LANES FAMILY ENTERTAINMENT CENTE	\$ 518.80	SP ED BOWLING
68882	MILLS CREEK GUN RANGE	\$ 5,520.00	TRAP LEAGUE SUPPLIES
68883	MITLYNG ELECTRIC & REFRIG.	\$ 302.25	ALA CARTE FREEZER REPAIR
68884	MN FFA	\$ 375.00	FFA DUES
68885	MN RIVER VALLEY EDUCATION DIST	\$ 6,750.00	FLEXIBLE LEARNING YEAR
68886	MN STATE ARMORY BLDG COMMISS.	\$ 13,000.00	TACC LEASE
68887	MOLDE'S ELECTRIC & MECHANICAL INC	\$ 4,258.74	LIGHT REPAIRS/LINE TRENCHING FOR IRRIGATION
68888	MONTE CANDY CO	\$ 205.00	CONCESSIONS

**MONTEVIDEO PUBLIC SCHOOLS
MONTHLY WARRANTS**

December 9, 2024

68889	MONTE HARDWARE HANK	\$	153.55	CUSTODIAL SUPPLIES
68890	MUD HOLE CUSTOM TACKLE, INC	\$	495.18	CLASSROOM SUPPLIES
68891	MUSIC STREET INC	\$	15.00	CONDUCTOR SCORE
68892	NASCO	\$	198.84	ART SUPPLIES
68893	NCS PEARSON INC	\$	137.50	SEAT TESTING
68894	NORCOSTCO	\$	23.75	FALL PLAY SUPPLIES
68895	OLSEN PLUMBING & HEATING INC	\$	2,573.21	PLUMBING REPAIRS
68896	OUTLAW GRAPHIX	\$	358.00	SHIRTS
68897	OXYGEN SERVICE COMPANY	\$	98.10	AG SHOP SUPPLIES
68898	PAAPE ENERGY SERVICES	\$	914.03	HVAC CONTROLS
68899	PAN OF GOLD BAKING CO	\$	1,362.35	FOOD SERVICE BILLING
68900	PETTY CASH FUND	\$	3,248.25	PETTY CASH REIMBURSEMENTS
68901	RANDI'S STITCH & SCREEN	\$	270.00	FALL PLAY SUPPLIES
68902	RENNEBERG HARDWOODS INC	\$	1,215.96	CLASSROOM SUPPLIES
68903	ROYAL FLUSH PLUMBING	\$	344.33	PLUMBING REPAIRS
68904	RUNNING'S SUPPLY INC	\$	144.09	CUSTODIAL SUPPLIES
68905	SARLETTES MUSIC	\$	34.00	BAND SUPPLIES
68906	SCHOLASTIC BOOK FAIRS	\$	1,423.66	MMS BOOK FAIR
68907	SCHOOL SPECIALTY INC	\$	751.20	SUPPLIES
68908	SCHWIETERS FORD	\$	3,220.52	VAN REPAIRS
68909	SONOVA USA INC	\$	1,936.66	HEARING UNIT
68910	STENSON, ANDREW	\$	220.17	MREA REIMBURSEMENT
68911	SVL SERVICE CORPORATION	\$	1,644.00	MHS BOILER REPAIR
68912	T & B MINI STORAGE	\$	10,000.00	PRACTICE FB FIELD RENT
68913	T-MOBILE	\$	89.25	BUS ACCESS POINTS
68914	TOSTENSON LANDFILL	\$	3,827.47	GARBAGE SERVICES
68915	TOTAL LAWN CARE & LANDSCAPE	\$	36,756.00	IRRIGATION INSTALL - BASEBALL/SOFTBALL
68916	TRANE US INC	\$	3,905.00	HVAC CONTROLS
68917	USI INSURANCE SERVICES LLC	\$	945.00	RISK MGMT FEE
68918	VARSITY GROUP	\$	2,540.00	TICKET STATION
68919	VICTOR MAKES ROOM FOR THEM	\$	798.48	SPEAKER
68920	Vendor Continued Check	\$	-	VOID
68921	Vendor Continued Check	\$	-	VOID
68922	Vendor Continued Check	\$	-	VOID
68923	Vendor Continued Check	\$	-	VOID
68924	Vendor Continued Check	\$	-	VOID
68925	Vendor Continued Check	\$	-	VOID
68926	VISA	\$	8,777.74	MISC SUPPLIES
68927	Vendor Continued Check	\$	-	VOID
68928	WALMART - CAPITAL ONE	\$	2,878.13	MISC SUPPLIES
68929	WEST CENTRAL COMMUNICATION	\$	875.28	RADIO REPAIRS/BATTERIES
68930	WEST CENTRAL STEEL, INC	\$	821.38	AG SHOP SUPPLIES
68931	WESTERN PSYCHOLOGICAL SERVICES	\$	91.30	SEAT TESTING
68932	WIBBEN, JANET	\$	251.25	MREA REIMBURSEMENT
68933	WILLIAM V. MACGILL & CO	\$	71.85	NURSE SUPPLIES
68934	ZEP MANUFACTURING COMPANY	\$	417.95	CUSTODIAL SUPPLIES
242500094	ARNDT, KRISTI L	\$	7.77	BETWEEN BUILDING MILEAGE
242500095	ARNOLD, JILL M	\$	22.48	SCIENCE SUPPLIES
242500096	BROWN, ELIZABETH C	\$	260.56	FIELD TRIP REIMBURSEMENT

**MONTEVIDEO PUBLIC SCHOOLS
MONTHLY WARRANTS**

December 9, 2024

242500097	BROWN, SERENA M	\$	32.83	BETWEEN BUILDING MILEAGE
242500098	CARLSON, KAILEE A	\$	13.68	BETWEEN BUILDING MILEAGE
242500099	CHRISTIANS, DEBRA A	\$	376.06	CONCESSIONS REIMBURSEMENT
242500100	CHRISTOPHERSON, KRIS A	\$	378.28	ECFE SUPPLIES
242500101	DACK, LYNSAE K	\$	129.51	TINY ROBOTS SUPPLIES
242500102	DISCOVER YOUR SISU THERAPY SERVICES, LLC	\$	5,082.47	OT SERVICES
242500103	FRAGODT, CONNIE	\$	107.87	HOME VISIT MILEAGE
242500104	GOPHER STATE ONE CALL	\$	1.35	LOCATING
242500105	HAMPTON, DANIEL H	\$	127.78	FALL PLAY SUPPLIES
242500106	HAWKINS INC	\$	10.00	POOL CHEMICALS
242500107	IS-CORP	\$	281.25	FINANCE SOFTWARE HOST
242500108	KOEBNICK, MITCHEL D	\$	82.99	STUDENT COUNCIL SUPPLIES
242500109	MCKITTRICK, WADE A	\$	160.80	MILEAGE REIMBURSEMENT
242500110	MINER, MAQUELAH M	\$	4.38	CLASSROOM SUPPLIES
242500111	OHMACHT, DANIEL	\$	211.72	MILEAGE REIMBURSEMENT
242500112	SNELL, KELLY M	\$	99.15	COMM ED SUPPLIES

TOTAL MONTEVIDEO WARRANTS \$ 207,502.60

MINNESOTA RIVER VALLEY EDUCATION DISTRICT WARRANTS

68827	BERGESON, BRUCE D	\$	219.61	PHONE & MILEAGE REIMBURSEMENT
68828	BRUNS, PAMELA K	\$	18.09	MILEAGE REIMBURSEMENT
68829	CITY OF MONTEVIDEO	\$	456.22	CITY UTILITIES
68830	CLARA CITY TELEPHONE	\$	200.00	FIBER LEASE
68831	CULLIGAN SOFT WATER	\$	18.40	WATER
68832	GREAT PLAINS NATURAL GAS	\$	256.98	GAS SERVICE
68833	GROVE, EMILY	\$	5,070.00	EL CONSULTANT
68834	HILLYARD FLOOR CARE SUPPLY	\$	640.88	CUSTODIAL SUPPLIES
68835	ISD #2180-MACCRAY	\$	475.68	ABE DAYCARE PROGRAM
68836	MANKATO ABE	\$	450.00	ABE REGIONAL GED PROGRAMMING
68837	MONTEVIDEO MARKET	\$	35.73	REFRESHMENTS
68838	MONTEVIDEO AMERICAN LEGION POST #59	\$	140.00	CATERING - TITLE III
68839	VISA CARDMEMBER SERVICE	\$	3,547.14	MISC SUPPLIES

TOTAL MRVED WARRANTS \$ 11,528.73

TOTAL EXPENDITURES BY FUND

GENERAL FUND	\$	91,219.57
FOOD SERVICE	\$	2,147.34
COMMUNITY SERVICES	\$	6,254.45
CAPITAL EXPENDITURE	\$	99,455.89
STUDENT ACTIVIES	\$	7,987.11
MINN RIVER VALLEY ED DIST	\$	10,482.06
MRVED COMMUNITY EDUCATION	\$	1,484.91
TOTAL BY FUND	\$	219,031.33

NOVEMBER 2024 WIRES / CASH TRANSFERS

**MONTEVIDEO PUBLIC SCHOOLS
MONTHLY WARRANTS**

December 9, 2024

11/12/2024	TRANSFER FROM PMA TO OLD NATIONAL	\$	425,000.00	BILLS
11/14/2024	TRANSFER FROM PMA TO MINNWEST	\$	685,000.00	PAYROLL
11/19/2024	TRANSFER FROM PMA TO OLD NATIONAL	\$	250,000.00	INS PAYMENT
11/27/2024	TRANSFER FROM LAF TO MINNWEST	\$	695,000.00	PAYROLL
11/29/2024	TRANSFER FROM PMA TO OLD NATIONAL	\$	75,000.00	BILLS

NOVEMBER 2024 MANUAL CHECKS

68673	LA PLAZITA	\$	3,000.00	CAREER FAIR MEALS
68674	PETTY CASH FUND	\$	7,134.46	PETTY CASH REIMBURSEMENTS
68675	ISD 129	\$	900.00	BOOK FAIR CASH
68676	VENDOR CONTINUED CHECK	\$	-	VOID
68677	VENDOR CONTINUED CHECK	\$	-	VOID
68678	VENDOR CONTINUED CHECK	\$	-	VOID
68679	VENDOR CONTINUED CHECK	\$	-	VOID
68680	VISA	\$	14,133.44	MISC EXPENSES
68681	WALMART - CAPITAL ONE	\$	3,171.30	MISC EXPENSES
68682	XCEL ENERGY	\$	1,763.30	ELECTRICAL BILLING
68786	CHARTER COMMUNICATIONS	\$	309.94	PHONE & INTERNET SERSVICE
68787	GIVING BEAN	\$	1,363.20	CHOIR FUNDRAISER
68788	HIRE IMAGE LLC	\$	655.55	BACKGROUND & DRIVING CHECKS
68797	4.0 SCHOOL SERVICES INC	\$	1,371.90	ALC TRANSPORTATION
68798	CENTER FOR APPLIED RESEARCH	\$	627.00	FUNCTIONAL PHONICS
68799	CONCORD THEATRICALS	\$	1,849.00	PERFORMANCE FEES
68800	FARMERS UNION OIL COMPANY	\$	96.96	FUEL
68801	GREAT PLAINS NATURAL GAS	\$	4,731.20	NATURAL GAS BILLINGS
68802	MONTEVIDEO MARKET	\$	1,425.18	FACS SUPPLIES/FFA SUPPLIES
68803	T-MOBILE	\$	89.25	BUS ACCESS POINTS
68804	TRIO SUPPLY COMPANY	\$	2,402.70	FOOD SERVICE BILLING
68805	VERIZON WIRELESS	\$	661.43	MOBILE PHONE SERVICE
68806	CENTURYLINK-AZ	\$	121.70	MRVED LONG DISTANCE
68807	GREAT PLAINS NATURAL GAS	\$	81.73	MRVED NATURAL GAS BILLINGS
68808	JOHNSON CONTROLS FIRE PROTECTION	\$	650.00	SERVICE FEE
68809	MONTEVIDEO AMERICAN LEGION POST 59	\$	361.35	PAC AND TAC MEETINGS
68810	XCEL ENERGY	\$	821.69	MRVED ELECTRICAL BILLING
68811	GLACIER COMPANIES, LLC	\$	8,434.00	SURETY BOND - ROOF PROJECT
68812	ISD 129	\$	1,200.00	WINTER ACTIVITIES STARTING CASH
68813	CITY OF MONTEVIDEO UTILITIES	\$	3,572.27	CITY UTILITIES
68814	HOLLYWOOD ON MAIN, LLC	\$	7,980.00	FY 25 FACILITY USE AGREEMENT
68815	XCEL ENERGY	\$	23,783.24	ELECTRICAL BILLING

TOTAL NOVEMBER 2024 MANUAL CHECKS \$ 92,691.79

NOVEMBER 2024 PAYROLL DEDUCT CHECKS/EFT PMTS

US TREAS	US TREASURY	\$	143,233.76	FEDERAL PAYROLL TAX
US TREAS	US TREASURY	\$	139,067.73	FEDERAL PAYROLL TAX
MN REV	MN DEPARTMENT OF REVENUE	\$	22,324.52	STATE WITHHOLDING
MN REV	MN DEPARTMENT OF REVENUE	\$	21,932.96	STATE WITHHOLDING
MN TRA	MINNESOTA TEACHERS RETIREMENT ASSOC	\$	72,662.56	TRA EFT
MN TRA	MINNESOTA TEACHERS RETIREMENT ASSOC	\$	71,330.44	TRA EFT

**MONTEVIDEO PUBLIC SCHOOLS
MONTHLY WARRANTS**

December 9, 2024

MN PERA	MN PUBLIC EMPLOYEES RETIREMENT ASSO	\$	26,645.52	PERA EFT
MN PERA	MN PUBLIC EMPLOYEES RETIREMENT ASSO	\$	27,776.67	PERA EFT
BCBS	BLUE CROSS BLUE SHIELD OF MINN	\$	230,985.67	HEALTH EFT
EBC	EDUCATORS BENEFIT CONSULTANTS	\$	28,272.90	PAYROLL 403(B) EFT
EBC	EDUCATORS BENEFIT CONSULTANTS	\$	27,787.33	PAYROLL 403(B) EFT
68789	AFSCME COUNCIL 65	\$	709.71	PAYROLL ACCRUAL
68790	BLUE CROSS BLUE SHIELD OF MINN	\$	565.00	PAYROLL ACCRUAL
68791	ISD #129 - MONTEVIDEO	\$	2,125.00	PAYROLL ACCRUAL
68792	MEA	\$	9,499.95	PAYROLL ACCRUAL
68793	MONTEVIDEO PUBLIC SCHOOL	\$	60.00	PAYROLL ACCRUAL
68794	MONTEVIDEO AREA COMMUNITY FOUNDATI	\$	237.50	PAYROLL ACCRUAL
68795	NCPERS GROUP LIFE INS	\$	80.00	PAYROLL ACCRUAL
68796	TX CHILD SUPPORT SDU	\$	80.97	PAYROLL ACCRUAL
68816	ACCOUNTS MANAGEMENT, INC	\$	368.64	PAYROLL ACCRUAL
68817	AFSCME COUNCIL 65	\$	728.45	PAYROLL ACCRUAL
68818	AVIBEN	\$	161.13	PAYROLL ACCRUAL
68819	ISD #129 - MONTEVIDEO	\$	2,125.00	PAYROLL ACCRUAL
68820	MADISON NATIONAL LIFE INS	\$	5,759.06	PAYROLL ACCRUAL
68821	MEA	\$	9,499.95	PAYROLL ACCRUAL
68822	MEDICAREBLUE RX	\$	375.00	PAYROLL ACCRUAL
68823	METLIFE	\$	7,608.82	PAYROLL ACCRUAL
68824	MONTEVIDEO AREA COMMUNITY FOUNDATI	\$	232.50	PAYROLL ACCRUAL
68825	TX CHILD SUPPORT SDU	\$	85.00	PAYROLL ACCRUAL
68826	VSP INSURANCE CO	\$	1,722.91	PAYROLL ACCRUAL

TOTAL PAYROLL CHECKS/EFTS

\$ 854,044.65

NOVEMBER 2024 PETTY CASH DISBURSEMENTS

11/18/2024	*VOID Minnewaska Area High School*	\$	-	Montevideo Entry Fee - 4 Routines - Dance Invite 12/6/24
11/18/2024	BOLD Dance Boosters	\$	240.00	Montevideo Entry Fee - 4 Routines - Dance Invite 12/14/24
11/4/2024	Dawson-Boyd Arts Association	\$	768.00	Ramsey Elementary School Invoice (Dot Dot Dot)
11/18/2024	Dawson-Boyd Public School ISD #378	\$	125.00	JV Volleyball Tournament 9/21/24
11/26/2024	Guertin, David	\$	120.00	JH GBB Official 11/26/24
11/26/2024	Guertin, Josh	\$	120.00	JH GBB Official 11/26/24
11/26/2024	Gustafson, Owen	\$	150.00	GBB Official 11/26/24
11/21/2024	Miller, Blair	\$	150.00	GBB Official 11/22/24
11/18/2024	Miller, Sammy Jo	\$	300.00	Inv. 0235 - Winter Paint Party
11/18/2024	Minnesota Department Of Health	\$	35.00	License Renewal - L Reichstadt
11/18/2024	Minnewaska Area High School	\$	150.00	Montevideo Entry Fee - 3 Routines - Dance Invite 12/6/24
11/21/2024	Norland, Craig	\$	150.00	GBB Official 11/22/24
11/5/2024	PELSB	\$	90.25	Short Call Sub Fee - E. Geurtz
11/21/2024	Redepenning, Gilbert	\$	400.00	Cookies w/ Santa
11/21/2024	Serbus, Nathan	\$	150.00	GBB Official 11/22/24
11/26/2024	Slaba Jr, Robert	\$	150.00	GBB Official 11/26/24
11/26/2024	Snow, Greg	\$	150.00	GBB Official 11/26/24

NOVEMBER 2024 PETTY CASH TOTAL \$ 3,248.25

**Independent School District No. 129
TREASURER'S REPORT TO THE SCHOOL BOARD**

Date of Report: December 2024 For the Month of: November 2024

Funds	Balance Beginning of Month	Receipts	Disbursements	Accounting/ Prior Year Adjustments	Balance End of Month
General	2,619,004.41	6,434,869.70	7,328,528.13	12,715.08	1,738,061.06
Food Service	464,935.60	9,563.22	114,862.39	-9,984.71	349,651.72
Community Service	-207,115.55	152,715.86	109,840.79	-57,356.69	-221,597.17
Capital Outlay	-322,646.90	290.20	59,853.60	89,404.26	-292,806.04
Debt Service	1,055,448.86	187,254.81	0.00		1,242,703.67
Flex Benefit	10,266.40	2,125.00	2,761.93		9,629.47
Student Activities	259,581.79	24,760.82	11,214.62		273,127.99
MRVED	2,801,267.93	74,766.18	161,171.50	-34,777.94	2,680,084.67
TOTALS	6,680,742.54	6,886,345.79	7,788,232.96	0.00	5,778,855.37

RECONCILEMENT OF TREASURER'S BALANCE WITH BANK STATEMENTS

Bank	Bank Balance	Outstanding Checks	Outstanding Deposits	Other Reconciling Items	Balance Per Treasurer's Books
Checking					
Old National Bank	\$163,306.82	\$108,021.61	\$1,304.18	-\$27,787.33	\$ 28,802.06
MinnWest Bank	\$36,528.15	\$17.54		-\$21,932.96	\$ 14,577.65
Flex Account	\$12,391.40	\$2,761.93			\$ 9,629.47
HS Checking - MW	\$3,818.78	\$907.65			\$ 2,911.13
Trust Accounts					
			Interest Rate		
PMA MN Trust			4.66%	\$	1,524,350.46
Liquid Asset Fund			4.55% & 4.64%	\$	786,165.23
Investments					
		Maturity Date			
Co-op Credit Union				\$	325.61
Old National Bank- Scholarship		6/11/2025	5.20%	\$	151,975.71
Bank 7, OK		12/19/2024	4.69%	\$	228,000.00
Fieldpoint Private Bank & Trust, CT		1/27/2025	4.88%	\$	228,500.00
Comerstone Bank, NE		1/26/2026	4.75%	\$	229,000.00
First Bank of Ohio		1/27/2025	4.75%	\$	230,550.00
Huntington National Bank		5/5/2025	4.66%	\$	244,664.19
Greenstate Credit Union, IA		5/19/2025	5.40%	\$	231,250.00
First National Bank, ME		11/24/2025	5.18%	\$	225,850.00
Farmers & Merchants Union Bank, WI		1/12/2026	4.94%	\$	232,550.00
Financial Federal Bank, TN		1/12/2026	5.05%	\$	232,200.00
Harmony Bank, TX		1/12/2026	4.90%	\$	232,700.00
First National Bank of McGregor, TX		7/21/2026	4.75%	\$	227,900.00
ServisFirst Bank, FL		7/21/2026	4.98%	\$	226,950.00
CIBC Bank USA, MI		1/26/2026	4.31%	\$	235,300.00
First Internet Bank of Indiana, IN		7/27/2026	4.47%	\$	229,700.00
Investors Choice			0.01%	\$	25,003.86
Treasurer's Balance Per Books					\$5,778,855.37

PERIOD ENDING NOVEMBER 30, 2024

MONTEVIDEO PUBLIC SCHOOLS

2024-2025 BUDGET COMPARISON REPORT

REVENUES	24-25 BUDGET	24-25 YTD RECEIVED	% RECEIVED	23-24 BUDGET	23-24 YTD RECEIVED	% RECEIVED
General Fund-01	\$21,630,219.00	\$5,266,007.24	24.35%	\$21,015,759.00	\$5,032,856.27	23.95%
Food Service Fund-02	\$1,368,000.00	\$33,428.78	2.44%	\$1,250,000.00	\$83,373.78	6.67%
Community Education Fund-04	\$1,654,665.00	\$493,655.17	29.83%	\$1,568,403.00	\$504,313.22	32.15%
Capital Outlay-05	\$1,100,641.00	\$12,688.00	1.15%	\$942,777.00	\$0.00	0.00%
Debt Redemption Fund-07	\$1,222,749.00	\$527,399.92	43.13%	\$1,185,005.00	\$522,932.47	44.13%
Student Activities - 50	\$386,400.00	\$67,449.17	17.46%	\$386,400.00	\$65,094.20	16.85%
TOTAL OF ALL FUNDS	\$27,362,674.00	\$6,400,628.28	23.39%	\$26,348,344.00	\$6,208,569.94	23.56%

EXPENDITURES	24-25 BUDGET	24-25 YTD EXPENDED	% EXPENDED	23-24 BUDGET	23-24 YTD EXPENDED	% EXPENDED
General Fund-01	\$21,561,544.00	\$6,120,629.03	28.39%	\$20,359,747.00	\$5,730,820.29	28.15%
Food Service Fund-02	\$1,542,141.00	\$442,610.09	28.70%	\$1,475,120.00	\$419,251.92	28.42%
Community Education Fund-04	\$1,651,965.00	\$642,408.55	38.89%	\$1,594,757.00	\$592,861.81	37.18%
Capital Outlay-05	\$1,324,600.00	\$1,297,315.17	97.94%	\$1,590,880.00	\$430,054.83	27.03%
Debt Redemption Fund-07	\$1,118,250.00	\$712.50	0.06%	\$1,105,913.00	\$29,906.25	2.70%
Student Activities - 50	\$366,800.00	\$31,180.68	8.50%	\$371,800.00	\$30,568.08	8.22%
TOTAL OF ALL FUNDS	\$27,565,300.00	\$8,534,856.02	30.96%	\$26,498,217.00	\$7,233,463.18	27.30%

Period Ending November 30, 2024

MONTEVIDEO PUBLIC SCHOOLS
PROGRAM / OBJECT
BUDGET AND Y-T-D
2024-2025 / 2023-2024

DESCRIPTION	FY25 BUDGET	FY25 YTD	FY25 %	FY24 BUDGET	FY24 YTD	FY24 %
GENERAL FUND - 01						
ADMINISTRATION 000-099						
SALARIES--100	\$845,424	\$373,175	44.14%	\$826,805	\$359,564	43.49%
BENEFITS--200	\$373,400	\$141,008	37.76%	\$338,190	\$122,092.01	36.10%
PURCHASED SVC.--300	\$39,500	\$13,018	32.96%	\$34,500	\$13,735	39.81%
SUPPLIES--400	\$10,100	\$8,516	84.32%	\$10,100	\$7,871	77.93%
CAPITAL EXP--500	\$0	\$0	0.00%	\$0	\$0	0.00%
OTHER--800	\$24,200	\$16,703	69.02%	\$24,200	\$12,975	53.61%
TOTAL ADMINISTRATION	\$1,292,624	\$552,419	42.74%	\$1,233,795	\$516,236	41.84%
DISTRICT SUPPORT 100-199						
SALARIES--100	\$254,010	\$74,272	29.24%	\$253,604	\$64,736.13	25.53%
BENEFITS--200	\$77,230	\$90,089	116.65%	\$72,826	\$65,630.63	90.12%
PURCHASED SVC.--300	\$162,000	\$65,723	40.57%	\$159,000	\$43,722	27.50%
SUPPLIES--400	\$35,000	\$29,694	84.84%	\$35,000	\$27,503	78.58%
CAPITAL EXP--500	\$6,000	\$0	0.00%	\$6,000	\$256	4.27%
OTHER--800	\$26,000	\$7,358	28.30%	\$26,000	\$18,048	69.41%
TOTAL DISTRICT SUPPORT	\$560,240	\$267,136	47.68%	\$552,430	\$219,896	39.81%
INSTRUCTIONAL SERVICES 200-299						
SALARIES--100	\$6,304,358	\$1,668,713	26.47%	\$6,084,830	\$1,510,298.64	24.82%
BENEFITS--200	\$2,081,968	\$494,540	23.75%	\$2,030,899	\$457,224.11	22.51%
PURCHASED SVC.--300	\$1,325,515	\$96,489	7.28%	\$1,307,799	\$88,686	6.78%
SUPPLIES--400	\$153,550	\$117,254	76.36%	\$141,200	\$91,514	64.81%
CAPITAL EXP--500	\$72,900	\$11,640	15.97%	\$72,900	\$17,097	23.45%
OTHER--800	\$36,500	\$30,647	83.96%	\$34,500	\$25,459	73.79%
TOTAL INSTRUCTIONAL SERVICES	\$9,974,791	\$2,419,283	24.25%	\$9,672,128	\$2,190,278	22.65%
VOCATIONAL 300-399						
SALARIES--100	\$229,557	\$63,324	27.59%	\$219,339	\$56,732.88	25.87%
BENEFITS--200	\$75,733	\$14,906	19.68%	\$73,704	\$13,222.86	17.94%
PURCHASED SVC.--300	\$3,500	\$549	15.68%	\$3,500	\$762	21.77%
SUPPLIES--400	\$19,800	\$6,641	33.54%	\$18,300	\$11,715	64.01%
CAPITAL EXP--500	\$0	\$0	0.00%	\$0	\$0	0.00%
OTHER--800	\$0	\$0	0.00%	\$0	\$0	0.00%
TOTAL VOCATIONAL	\$328,590	\$85,420	26.00%	\$314,843	\$82,432	26.18%

Period Ending November 30, 2024

**MONTEVIDEO PUBLIC SCHOOLS
PROGRAM / OBJECT
BUDGET AND Y-T-D
2024-2025 / 2023-2024**

DESCRIPTION	FY25 BUDGET	FY25 YTD	FY25 %	FY24 BUDGET	FY24 YTD	FY24 %
SPED SERVICES 400-499						
SALARIES--100	\$3,302,664	\$815,609	24.70%	\$2,971,237	\$777,965.94	26.18%
BENEFITS--200	\$1,247,099	\$240,633	19.30%	\$949,889	\$224,132.95	23.60%
PURCHASED SVC.--300	\$132,780	\$78,420	59.06%	\$130,420	\$56,652	43.44%
SUPPLIES--400	\$16,350	\$8,204	50.18%	\$16,300	\$5,786	35.50%
CAPITAL EXP--500	\$0	\$0	0.00%	\$0	\$2,475	0.00%
OTHER--800	\$43,000	\$8,710	20.26%	\$40,000	\$8,910	22.28%
TOTAL SPED SERVICES	\$4,741,893	\$1,151,577	24.29%	\$4,107,846	\$1,075,922	26.19%
INSTRUCTIONAL SUPPORT 600-699						
SALARIES--100	\$448,418	\$217,606	48.53%	\$431,316	\$186,429.57	43.22%
BENEFITS--200	\$184,262	\$78,193	42.44%	\$176,641	\$57,386.34	32.49%
PURCHASED SVC.--300	\$110,500	\$4,615	4.18%	\$108,500	\$9,994	9.21%
SUPPLIES--400	\$22,100	\$5,651	25.57%	\$21,700	\$12,218	56.30%
CAPITAL EXP--500	\$138,600	\$78,355	56.53%	\$138,600	\$131,516	94.89%
OTHER--800	\$85,000	\$31,386	36.92%	\$85,000	\$44,353	52.18%
TOTAL INSTRUCTIONAL SUPPORT	\$988,880	\$415,806	42.05%	\$961,757	\$441,896	45.95%
PUPIL SUPPORT 700-799						
SALARIES--100	\$291,114	\$98,930	33.98%	\$282,113	\$82,651.11	29.30%
BENEFITS--200	\$121,028	\$21,884	18.08%	\$119,081	\$21,274.54	17.87%
PURCHASED SVC.--300	\$953,765	\$278,504	29.20%	\$904,805	\$208,786	23.08%
SUPPLIES--400	\$118,200	\$27,587	23.34%	\$113,100	\$16,325	14.43%
CAPITAL EXP--500	\$0	\$0	0.00%	\$0	\$9,513	0.00%
OTHER--800	\$15,000	\$565	3.77%	\$15,000	\$598	3.99%
TOTAL PUPIL SUPPORT	\$1,499,107	\$427,470	28.51%	\$1,434,099	\$339,148	23.65%
BUILDINGS/EQUIP 800-899						
SALARIES--100	\$770,408	\$334,799	43.46%	\$738,588	\$312,591.35	42.32%
BENEFITS--200	\$320,511	\$104,439	32.59%	\$312,761	\$98,587.91	31.52%
PURCHASED SVC.--300	\$530,500	\$210,414	39.66%	\$530,500	\$170,608	32.16%
SUPPLIES--400	\$340,000	\$102,189	30.06%	\$315,000	\$111,368	35.35%
CAPITAL EXP--500	\$15,000	\$458	3.05%	\$15,000	\$10,035	66.90%
OTHER--800	(\$75,000)	\$182	-0.24%	(\$75,000)	\$299	-0.40%
TOTAL BUILDINGS/EQUIP	\$1,901,419	\$752,481	39.57%	\$1,836,849	\$703,489	38.30%

Period Ending November 30, 2024

**MONTEVIDEO PUBLIC SCHOOLS
PROGRAM / OBJECT
BUDGET AND Y-T-D
2024-2025 / 2023-2024**

DESCRIPTION	FY25 BUDGET	FY25 YTD	FY25 %	FY24 BUDGET	FY24 YTD	FY24 %
FIXED COSTS 900-999						
SALARIES--100	\$0	\$0	0.00%	\$0	\$0	0.00%
BENEFITS--200	\$60,000	\$5,989	9.98%	\$51,000	\$40,685.52	79.78%
PURCHASED SVC.--300	\$205,000	\$43,046	21.00%	\$195,000	\$120,836	61.97%
SUPPLIES--400	\$0	\$0	0.00%	\$0	\$0	0.00%
CAPITAL EXP--500	\$0	\$0	0.00%	\$0	\$0	0.00%
OTHER--800	\$0	\$0	0.00%	\$0	\$0	0.00%
TOTAL FIXED COSTS	\$265,000	\$49,036	18.50%	\$246,000	\$161,522	65.66%
TOTAL GENERAL FUND	\$21,552,544	\$6,120,629	28.40%	\$20,359,747	\$5,730,820	28.15%
FOOD SERVICE FUND - 02						
PUPIL SUPPORT SERVICES 700-799						
SALARIES--100	\$408,431	\$131,946	32.31%	\$389,000	\$139,332.62	35.82%
BENEFITS--200	\$208,210	\$26,839	12.89%	\$190,620	\$29,280	15.36%
PURCHASED SVC.--300	\$27,500	\$5,988	21.77%	\$42,500	\$10,336	24.32%
SUPPLIES--400	\$788,000	\$195,321	24.79%	\$743,000	\$223,077	30.02%
CAPITAL EXP--500	\$110,000	\$82,517	75.02%	\$110,000	\$17,227	15.66%
OTHER--800	\$0	\$0	0.00%	\$0	\$0	0.00%
TOTAL FOOD SERVICE FUND	\$1,542,141	\$442,610	28.70%	\$1,475,120	\$419,252	28.42%
COMMUNITY SERVICE FUND - 04						
COMMUNITY EDUCATION/SERVICE 500-599						
SALARIES--100	\$1,152,073	\$488,501	42.40%	\$1,106,878	\$435,159	39.31%
BENEFITS--200	\$336,402	\$119,357	35.48%	\$325,403	\$102,827	31.60%
PURCHASED SVC.--300	\$65,965	\$17,944	27.20%	\$65,785	\$20,147	30.63%
SUPPLIES--400	\$75,525	\$14,731	19.50%	\$74,941	\$21,241	28.34%
CAPITAL EXP--500	\$2,500	\$0	0.00%	\$2,500	\$0	0.00%
OTHER--800	\$19,500	\$1,876	9.62%	\$19,250	\$13,488	70.07%
TOTAL COMMUNITY EDUCATION	\$1,651,965	\$642,409	38.89%	\$1,594,757	\$592,862	37.18%

Period Ending November 30, 2024

MONTEVIDEO PUBLIC SCHOOLS
PROGRAM / OBJECT
BUDGET AND Y-T-D
2024-2025 / 2023-2024

DESCRIPTION	FY25 BUDGET	FY25 YTD	FY25 %	FY24 BUDGET	FY24 YTD	FY24 %
CAPITAL OUTLAY FUND - 05						
CAPITAL EXPENDITURES						
SALARIES--100	\$11,855	\$4,677	39.45%	\$11,855	\$4,677	39.45%
BENEFITS--200	\$1,795	\$698	38.89%	\$1,795	\$678	37.77%
PURCHASED SVC.--300	\$393,450	\$192,811	49.01%	\$417,230	\$167,581	40.17%
SUPPLIES--400	\$95,000	\$100,004	105.27%	\$95,000	\$131,713	138.65%
CAPITAL EXP--500	\$822,500	\$999,125	121.47%	\$1,065,000	\$125,406	11.78%
OTHER--800	\$0	\$0	0.00%	\$0	\$0	0.00%
TOTAL CAPITAL EXPENDITURES	\$1,324,600	\$1,297,315	97.94%	\$1,590,880	\$430,055	27.03%
DEBT SERVICE FUND - 07						
FISCAL/FIXED COSTS 900-999						
DEBT SERVICE--700	\$1,118,250	\$713	0.06%	\$1,105,913	\$29,906	2.70%
OTHER FINANCING ISSUES--900	\$0	\$0	0.00%	\$0	\$0	0.00%
TOTAL DEBT SERVICE FUND	\$1,118,250	\$713	0.06%	\$1,105,913	\$29,906	2.70%
STUDENT ACTIVITIES FUND - 50						
SUPPLIES--400	\$366,800	\$31,181	8.50%	\$371,800	\$30,568	8.22%
TOTAL STUDENT ACTIVITIES FUND	\$366,800	\$31,181	8.50%	\$371,800	\$30,568	8.22%
TOTAL ALL FUNDS	\$27,556,300	\$8,534,856	30.97%	\$26,498,217	\$7,233,463	27.30%

Montevideo Public Schools

Students First, from Cradle to Career
School Board Update



Superintendent Report
December, 2024

Annual Audit

The annual audit is complete and the formal audit presentation will be scheduled for December 19 alongside our MSBA training session. The overall result of the audit is positive seeing our financial position improve. The district guideline is to carry a minimum of a 10% fund balance, which the district has not been at for several years. FY23 ended with the district at a 1.3% fund balance, therefore a specific goal with action plans was put in place to address the fund balance while at the same time being mindful of our district mission. The fiscal responsibility goal outlined in the strategic plan shows the goal to build the fund balance to a minimum of \$1,000,000 by the end of the 2024-2025 school year. I am pleased to share that the district budget, under the direction of Chief Business Official Adam Spray, has exceeded our timeline with the FY24 general budget closing with a \$1.237 million dollar fund balance, or 6.26%!

While we have a long way to go, the district's approach to finance has the fiscal picture moving in the right direction.

January 17 Workshop Day

On Friday, January 17 there is no school and it serves as a workshop day for teachers. This day will have the morning (7:45-12:00) set aside for end of the semester wrap up and 2nd semester prep. There will be no building or district meetings occurring during this time. The second half of the day is district workshop time. Part of this time is being scheduled by the district and part by building. The district portion of the day will be as follows:

- 12:15-1:45 5-12 staff at the VA Community Center
- 2:00-3:30 K-4 staff (including ECSE) at the VA Community Center

This district time is being set aside for the school board, administration, district architect, and district construction manager to hear directly from all K-12 teachers. These 90 minute sessions will be spent in a combination of large group, small group, individual feedback times that will be targeted at gathering teacher perspectives on the future of district facilities.

Food Service Contract

A quick update on the food service contract progress. A November meeting had to be cancelled do to illness. While times have been proposed for the next meeting, a date has not yet been set. Unfortunately I feel as though there is little hope to make any significant progress until after the first of the year at the current pace. I will continue to keep you up to date until it is time to bring the school board negotiations team back into the process.

Enrollment

K	1	2	3	4	5	6	7	8	9	10	11	12	Total
96	97	109	110	126	96	89	109	103	113	110	103	89	1350

It's a Great Day to be a Thunder Hawk

The senior class has begun the scholarship process. On this past Tuesday Mrs. Maethner came in to all of the English classes and went through a slideshow on how to apply for all of the generous scholarships that Montevideo offers, and how the general education scholarship form sets you up for 80+ scholarships just by filling it out with an information page and a two page essay format.

Also, in mid-November Mr. Giese came into our English classes and told us to sell spaghetti supper tickets and how to sign up to help out for the scholarship supper night. Be on the lookout for tickets, there is a ton to be sold.

The class officers have begun planning the behind the scenes for our scholarship night. If you own a business you will likely be met by one (or more) of the business drive teams fundraising for the spaghetti supper.

Seniors have completed the “Bigger and Better” unit in economics, where they are assigned a paperclip and have to use it as a medium of exchange in order to get extra credit. Some interesting objects were brought in, and even a pink electric guitar was traded for.

Sadly, there were some drawbacks this month. The bathrooms got flooded because of a major clog in the drains, rendering the stalls unusable for a couple of days. Even now, the boys bathroom only has three available stalls, so the bathroom line tends to be a little long. The long line has irritated a few teachers because of how it cuts down on class time. Time is valuable, and you can't hold your bladder forever, so these things are inevitable.



Administrator Report December, 2024

MHS Principal-Tanya Maethner

The month of November gave us many opportunities to be thankful at the High School. To begin, we interviewed several candidates to take Deb Hinde's position when she retires; we anticipate a smooth transition as Jenn Miller takes over as assistant to the AD. We also interviewed several candidates to take over Jenn's current position, as Student Success Coordinator. We welcome Abbey Heckroth, who is new to Montevideo, and hope that each of you will have an opportunity to introduce yourself and welcome her to our district.

Our Veterans were honored at the annual Veteran's Day Program at the High School. We are thankful for their service and do our best to instill that attitude of gratitude in our students. Thanks again to Dani James and Sgt. Kvendru for planning this program.

Our students had the opportunity to be inspired by nationally renowned speaker, Reggie Dabbs. His music-filled, heartfelt message challenged our students to look inward and to strive to be better each day, to themselves and to their classmates. There was laughter, tears, and cheers throughout the presentation and I had many students ask to invite Reggie to present again. We were thankful to hear his presentation at no cost to the district and hope that our students remember his message of resilience.

The cast and crew of *I Remember Mama* did a fantastic job in their production of the Fall Play. We have some wonderfully talented students, who entertained hundreds of audience members that weekend. We are thankful for the leadership of Dan Hampton, who directed, and for the long hours the cast and crew put in to deliver a challenging script in a challenging venue, where they have to run next door for costume changes. That said, we are grateful to Hollywood on Main for accommodating our production.

Connecting with students and their families during Conferences gave us more reasons to be thankful at the HS. I was able to sit in on several conferences, which enabled me to get to know the students and their parents/guardians a little better.

Dani and I presented the Montevideo Scholarship Fund to the seniors and are thankful to the generous donors who help eliminate financial barriers to a post-secondary education. The seniors were receptive and seemed to grasp the magnitude of the Montevideo Scholarship Fund and what it can mean for their futures.

Looking ahead, we have a full calendar of winter sports that are underway, along with Chamberlain's Feast, One-Act Play, Math Team, Knowledge Bowl, and Band and Choir concerts that are keeping our students, coaches and advisors busy. I am thankful for the entertainment these folks provide during the humdrum winter months in Minnesota.

Finally, I'd like to express my gratitude to the School Board members, Mr. McKittrick, the admin team, staff, and students for welcoming me to the district and making the first six months of my Principalship a positive experience. I'm looking forward to my continued learning in the months ahead!

MMS Principal- Shawn Huntley

MES Principal- Heidi Sachariason

MES FAMILY ENGAGEMENT

MES Hawk News

MES provides families with weekly newsletters. This is a strategy we use at the elementary level to keep families informed. Below are the newsletters we have had for families so far this year. Staff also receive a newsletter each week.

- [November 8th MES News for Families](#)
- [November 15th MES News for Families](#)
- [November 22nd MES News for Families](#)
- [November 29th MES News for Families](#)

Conferences

Conference attendance at the elementary level was positive. 98.5% of students had family attend conferences.

MES COMMUNITY ENGAGEMENT

MES Elementary Music Concerts

Our elementary Music Concerts are scheduled for Monday, December 9th. The concerts will be held in the High School Gym. Ramsey will begin with a 6pm start time. They are performing a program entitled "Gifts". Following Ramsey, Sanford will take the stage at 7:15pm with a program entitled Gnome for the Holidays.

Classes not featured in the winter concert will be featured in the spring concert on Monday, March 24th.

MES STUDENT ACHIEVEMENT

MES Q2 FastBridge Assessments

Our Quarter 2 FastBridge Assessment window will be between the dates of Wednesday, December 11 and Wednesday, December 18th. FastBridge assessments need to be taken three times a year. The FastBridge Assessment is used as a screener to provide us information on how our students are achieving on a standards-based measure.

We are looking forward to see how our students are growing in their reading and math skills. The timing of this assessment was originally scheduled for January, however, with the input of a teacher survey and the elementary Site Leadership Team, we felt our best time to get an accurate assessment measure would be prior to leaving for winter break.

Community Education Director - Kelly Snell

The Winter/Spring Community Education brochure is currently at the printer and is expected to be in local mailboxes by December 15. This print covers activities Jan - May 2025. There are several new offerings this brochure cycle. Look for *Snowshoeing Adventure* for youth and *DIY Tallow Lotion and Soy Candle Creations* for adults. ECFE is also expanding the parenting class offerings this brochure cycle. Look for *Mealtime Works* and *Your Child's Point of View* in addition to the annual offering of *Love and Logic*.

ECFE hosted its annual Cookies with Santa event on Tuesday, Dec 3 with 267 people in attendance. Families were served cookies and milk, there were craft and photo opportunities with Mrs and Santa Claus and each child left with a new age appropriate book. This annual event allows ECFE staff to connect with families and increase awareness of the programs offered.

Little Thunder Hawk Care Infant/Toddler had DHS licensors in the building late in November. They inspected our facility inside and outside, observed the care of children, and reviewed documentation, both employee records and program policies. The audit was completed with only a few minor findings in paperwork that were easily corrected. One area that we will review before the next audit is the program's playground policy for toddlers.

Activities Director- Jesse Nelson

We are off and running into the winter season, and I am excited about our participation numbers. The enthusiasm and dedication shown by our students are inspiring, and I look forward to building on the success from last winter. Our teams are gearing up to be very competitive across the board, and we are thrilled to see such strong involvement in both athletics and extracurricular activities.

Participation Numbers by Activity and Sport

- **Knowledge Bowl (Grades 7-12):** 25 participants
- **One Act Play (Grades 9-12):** 20 participants
- **Math Team (Grades 9-12):** 16 participants
- **Speech:** Participants not yet started
- **Boys Basketball (Grades 7-12):** 78 participants
- **Girls Basketball (Grades 7-12):** 38 participants
- **Dance Team (Grades 7-12):** 35 participants
- **Boys Swimming (Grades 7-12):** 27 participants
- **Wrestling (Grades 7-12):** 19 participants

Upcoming Events & Competitive Teams

We are thrilled with the participation numbers across our sports and activities programs. With such strong participation, we expect our teams to be competitive this winter season. We invite the community to come out and support our students in action at upcoming events. Your support means so much to our teams and helps to fuel their efforts.

Completed Projects

This fall, we successfully completed several important facility projects to improve our athletic infrastructure:

- **Irrigation System:** Installed on the football, baseball, and softball fields to ensure better field conditions and playability throughout the seasons.

These improvements are part of our ongoing commitment to maintaining high-quality facilities for our athletes and extracurricular groups.

With a strong start to the winter season, our activities and athletics programs are set for another successful season. I encourage everyone to come out and show their support for our teams and students as they work hard to achieve their goals. The future is bright, and I look forward to continuing to build on the success of past seasons. Thank you for your ongoing support.

It is a great time to be a Thunder Hawk!

Montevideo Public School, ISD 129 Policy Update for First Reading

Policy Number	Policy Name and link	Current Date	Updated
519	Interviews of Students by Outside Agencies	2004	2024
614	SCHOOL DISTRICT TESTING PLAN AND PROCEDURE	2024	11/2024
617	SCHOOL DISTRICT ENSURANCE OF PREPARATORY AND HIGH SCHOOL STANDARDS	2022	2024
701	ESTABLISHMENT AND ADOPTION OF SCHOOL DISTRICT BUDGET	2012	2024
721	UNIFORM GRANT GUIDANCE POLICY REGARDING FEDERAL REVENUE SOURCES	2019	2024

I. COMPUTATION OF 2024 PAYABLE 2025 LEVY LIMITATION BY FUND (BEFORE COUNTY AUDITOR ADJUSTMENTS):

FUND	INITIAL LEVY LIMITATION	LIMITATION ADJUSTMENTS	ABATEMENT ADJUSTMENTS	OFFSET ADJUSTMENTS	TAC/MAX EFF ADJUSTMENT	MAXIMUM LEVY LIMITATION
GEN-RMV VOTER-EXEMP	202,937.87	10,796.22-	N/A			192,141.65
GEN-RMV OTHER-EXEMP	976,470.88	49,056.78-	N/A			927,414.10
GEN-NTC VOTER-EXEMP			N/A			
GEN-NTC OTHER-GENED	N/A	N/A	N/A	N/A	N/A	N/A
GEN-NTC OTHER-EXEMP	1,320,629.92	288,443.07-	187.52-			1,031,999.33
TOTAL GENERAL	2,500,038.67	348,296.07-	187.52-			2,151,555.08
COM SERV-EXEMP	170,578.33	33,549.97	1.00-			204,127.30
DEBT-VOTER-NONEXEMP						
DEBT-OTHER-NONEXEMP	834,773.67	131,881.38	31.16-			966,623.89
TOTAL DEBT SERV	834,773.67	131,881.38	31.16-			966,623.89
OPEB-VOTER-NONEXEMP						
OPEB-OTHER-NONEXEMP						
TOTAL OPEB/PENSION						
TOTAL	3,505,390.67	182,864.72-	219.68-			3,322,306.27

II. COMPARISON OF 2023 PAYABLE 2024 LEVY LIMITATION WITH 2024 PAYABLE 2025 LEVY LIMITATION (BEFORE COUNTY AUDITOR ADJUSTMENTS):

FUND	2023 PAY 2024 LIMITATION	2024 PAY 2025 LIMITATION	INCREASE (DECREASE)	PERCENT CHANGE
GENERAL	2,082,913.21	2,151,555.08	68,641.87	3.30
COMMUNITY SERVICE	195,717.60	204,127.30	8,409.70	4.30
GENERAL DEBT SERVICE	833,452.31	966,623.89	133,171.58	15.98
OPEB DEBT SERVICE				
TOTAL	3,112,083.12	3,322,306.27	210,223.15	6.76

III. COMPARISON OF 2023 PAYABLE 2024 CERTIFIED LEVY PLUS COUNTY AUDITOR ADJUSTMENTS WITH 2024 PAYABLE 2025 CERTIFIED LEVY PLUS COUNTY AUDITOR ADJUSTMENTS:

FUND	2023 PAY 2024 CERTIFIED LEVY + ADJUSTMENTS	2024 PAY 2025 CERTIFIED LEVY + ADJUSTMENTS	INCREASE (DECREASE)	PERCENT CHANGE
GENERAL	2,082,913.22			
COMMUNITY SERVICE	195,717.60			
GENERAL DEBT SERVICE	833,452.31			
OPEB DEBT SERVICE				
TOTAL AFTER ADJUSTMENTS	3,112,083.13			

LINE #	LIMITATION COMPONENTS	2023 PAY 2024 LIMITATION	2023 PAY 2024 CERTIFIED LEVY	2024 PAY 2025 LIMITATION	2024 PAY 2025 PROPOSED LEVY	2024 PAY 2025 CERTIFIED LEVY NOTES
SUBTOTALS BY LEVY CATEGORY						
(5001)	GENERAL-RMV VOTER	156,881.35	156,881.35	192,141.65	192,141.65	
(5002)	GENERAL-RMV OTHER	786,491.38	786,491.39	927,414.10	927,414.10	
(5003)	GENERAL-NTC VOTER					
(5004)	GENERAL-NTC OTHER	1,139,540.47	1,139,540.48	1,031,999.33	1,031,999.33	
(5009)	COMMUNITY SERV-NTC OTHER	195,717.60	195,717.60	204,127.30	204,127.30	
(5013)	GENL DEBT-NTC VOTER					*1
(5014)	GENL DEBT-NTC OTHER	833,452.31	833,452.31	966,623.89	966,623.89	*1
(5020)	OPEB DEBT-NTC VOTER					
(5021)	OPEB DEBT-NTC OTHER					
SUBTOTALS BY FUND						
(5005)	GENERAL FUND	2,082,913.21	2,082,913.22	2,151,555.08	2,151,555.08	
(5009)	COMMUNITY SERVICES FUND	195,717.60	195,717.60	204,127.30	204,127.30	
(5015)	GENERAL DEBT SERVICE FUND	833,452.31	833,452.31	966,623.89	966,623.89	
(5022)	OPEB/PENSION DEBT SERVICE FUND					
SUBTOTALS BY TAX BASE						
	REFERENDUM MARKET VALUE	943,372.73	943,372.74	1,119,555.75	1,119,555.75	
	NET TAX CAPACITY	2,168,710.39	2,168,710.39	2,202,750.52	2,202,750.52	
SUBTOTALS BY TRUTH IN TAXATION CATEGORY						
	VOTER APPROVED	156,881.35	156,881.35	192,141.65	192,141.65	
	OTHER	2,955,201.77	2,955,201.78	3,130,164.62	3,130,164.62	
TOTAL LEVY						
	TOTAL LEVY	3,112,083.12	3,112,083.13	3,322,306.27	3,322,306.27	
ALLOWABLE INCREASE						
	ALLOWABLE INCREASE AMOUNT					
	MAXIMUM ALLOWABLE CERTIFIED LEVY				3,322,306.27	

FOOTNOTES:

*1 SCHOOL BUILDING BOND AGRICULTURAL CREDIT WILL BE CALCULATED USING THE GENERAL DEBT SERVICE LEVY CATEGORIES

NOTE TO SCHOOL DISTRICTS: MUST CERTIFY PROPOSED AND FINAL LEVIES VIA THE WEB-BASED LEVY CERTIFICATION SYSTEM AVAILABLE ON THE MDE WEBSITE, HTTP://EDUCATION.STATE.MN.US.

LINE #	LIMITATION COMPONENTS	2023 PAY 2024 LIMITATION	2023 PAY 2024 CERTIFIED LEVY	2024 PAY 2025 LIMITATION	2024 PAY 2025 PROPOSED LEVY	2024 PAY 2025 CERTIFIED LEVY NOTES
GENERAL REFER MARKET VALUE VOTER APPROVED:						
(313)	1ST TIER RMV REFER	166,453.52	166,453.52	202,937.87	202,937.87	*2
(314)	2ND TIER RMV REFER					*2
(315)	UNEQUALIZED RMV REFER					
(1031)	FY2025 1ST TIER REF ADJUST			1,917.66-	1,917.66-	*2
(1039)	FY2025 2ND TIER REF ADJUST					*2
(1047)	FY2025 UNEQUAL REF ADJUST					
(1053)	FY2025 TBRA ALLOC ADJUST					*2
(1062)	FY2025 REF HOLD HARMLESS ADJ					
(1137)	FY2023 1ST TIER REF ADJUST	9,507.17-	9,507.17-	8,878.56-	8,878.56-	
(1144)	FY2023 2ND TIER REF ADJUST					
(1151)	FY2023 UNEQUAL REF ADJUST					
(1157)	FY2023 TBRA ALLOC ADJUST					
(1169)	FY2023 REF HOLD HARMLESS ADJ					
(1334)	OTHER RMV REF ADJUST (MEMO)	65.00-	65.00-			
(3025)	RMV REF NET OFFSET ADJUST					
(4055)	REFERENDUM TACONITE ADJUST					
(5001)	TOTAL GENERAL - RMV VOTER APPROVED	156,881.35	156,881.35	192,141.65	192,141.65	
GENERAL REFER MARKET VALUE OTHER:						
(310)	1ST TIER LOCAL OPTIONAL	205,248.20	205,248.20	250,235.83	250,235.83	250,235.83 *3
(238)	2ND TIER LOCAL OPTIONAL	434,698.40	434,698.40	484,748.00	484,748.00	484,748.00 *3
(242)	EQUITY	188,542.60	188,542.60	230,678.17	230,678.17	*3
(245)	TRANSITION	8,865.64	8,865.64	10,808.88	10,808.88	*3
(1011)	FY2025 LOR TIER 1 ADJUST			2,364.60-	2,364.60-	*3
(1015)	FY2025 LOR TIER 2 ADJUST			31,899.94-	31,899.94-	*3
(1019)	FY2025 EQUITY ADJUST	403.32	403.32	2,026.28-	2,026.28-	*3
(1023)	FY2025 TRANSITION ADJUST			102.13-	102.13-	*3
(1055)	FY2025 LOR TIER 1 TBRA ADJUST					*2
(1064)	FY2025 LOR TIER 1 HOLD HARM ADJ					
(1109)	FY2023 LOR TIER 1 ADJUST	11,722.97-	11,722.97-	11,118.94	11,118.94	11,118.94
(1116)	FY2023 LOR TIER 2 ADJUST	28,588.71-	28,588.71-	24,808.96-	24,808.96-	24,808.96-
(1123)	FY2023 EQUITY ADJUST	10,382.11-	10,382.11-	982.05	982.05	
(1130)	FY2023 TRANSITION ADJUST	506.37-	506.37-	44.14	44.14	
(1163)	FY2023 LOR TIER 1 TBRA ADJUST					
(1175)	FY2023 LOR TIER 1 HOLD HARMLESS					
(1339)	OTHER ADJ, GEN OTHER RMV	66.62-	66.61-			
(3026)	GENERAL OTH RMV NET OFFSET ADJ					
(4053)	GENERAL OTH RMV TACONITE ADJUST					
(5002)	TOTAL GENERAL - RMV OTHER	786,491.38	786,491.39	927,414.10	927,414.10	

FOOTNOTES:

*2 DISTRICT UNDERLEVY IN THIS COMPONENT WILL RESULT IN PROPORTIONATE REDUCTION IN CORRESPONDING REFERENDUM EQUALIZATION AID (PRIOR TO TAX BASE REPLACEMENT AID AND REFERENDUM HOLD HARMLESS).

*3 DISTRICT UNDERLEVY IN THIS COMPONENT WILL RESULT IN PROPORTIONATE REDUCTION IN CORRESPONDING GENERAL EDUCATION AID. FISCAL YEAR (FY) REFERENCES IN THE LIMITATION COMPONENTS COLUMN RELATE TO PAYABLE 2025. FOR PAYABLE 2024 COLUMNS, THE AMOUNTS SHOWN ARE FOR ONE YEAR PRIOR THE FISCAL YEAR SHOWN.

LVYSUP01290125
DISTRICT NO. 0129 TYPE 01
DISTRICT NAME MONTEVIDEO PUBLIC SCHOOL
ECSU REGION 06 Chippewa County

M I N N E S O T A D E P A R T M E N T O F E D U C A T I O N
L E V Y S U P P L E M E N T A L R E P O R T
2 0 2 4 P A Y A B L E 2 0 2 5

ED-00111-46

PAGE 33 OF 39
DATE OF RUN: 11/25/24

LINE #	LIMITATION COMPONENTS	2023 PAY 2024 LIMITATION	2023 PAY 2024 CERTIFIED LEVY	2024 PAY 2025 LIMITATION	2024 PAY 2025 PROPOSED LEVY	2024 PAY 2025 CERTIFIED LEVY NOTES
GENERAL NET TAX CAPACITY VOTER APPROVED:						
(492)	CAPITAL PROJECT REFERENDUM					
(1337)	OTHER NTC VOTER ADJ					
(4057)	CAPITAL PROJ TACONITE ADJ					
(5003)	TOTAL GENERAL - NTC VOTER APPROVED					

LINE #	LIMITATION COMPONENTS	2023 PAY 2024 LIMITATION	2023 PAY 2024 CERTIFIED LEVY	2024 PAY 2025 LIMITATION	2024 PAY 2025 PROPOSED LEVY	2024 PAY 2025 CERTIFIED LEVY NOTES
GENERAL NET TAX CAPACITY OTHER:						
INITIAL LEVIES:						
(232)	OPERATING CAPITAL	117,859.34	117,859.34	140,114.42	140,114.42	*3
(337)	ALT TEACHER COMP (Q COMP)					*4
(359)	ACHIEVEMENT & INTEGRATION	70,723.39	70,723.39	69,187.16	69,187.16	*5
(363)	FY2025 REEMPLOYMENT INS	10,000.00	10,000.00	10,000.00	10,000.00	
(365)	SAFE SCHOOLS	57,945.59	57,945.60	60,091.20	60,091.20	
(368)	SAFE SCHOOLS INTERMEDIATE					
(371)	JUDGMENT					*6
(373)	ICE ARENA					
(385)	FY2025 CAREER TECHNICAL	77,146.93	77,146.93	91,652.60	91,652.60	
(389)	FY2024 ANNUAL OTHER POST- EMPLOYMENT BENEFITS (OPEB)	114,850.50	114,850.50	92,649.54	92,649.54	
(444)	LT FACILITIES EQUAL					*4
(445)	LT FACILITIES UNEQUAL	611,648.00	611,648.00	634,296.00	634,296.00	
(455)	DISABLED ACCESS					
(489)	BUILDING/LAND LEASE	201,261.08	201,261.08	222,639.00	222,639.00	
(490)	COOP BUILDING REPAIR					
(491)	OTHER CAPITAL (MEMO)					
(494)	CONSOL/TRANSITION					
(495)	REORG OPERATING DEBT					
(496)	FY2025 HEALTH BENEFITS					
(497)	ADDITIONAL RETIREMENT					
(498)	SEVERANCE					
(499)	ADMINISTRATIVE DISTRICT					
(500)	SWIMMING POOL					
(501)	TREE GROWTH					
(502)	CONSOL/RETIREMENT					
(503)	ECON DEV ABATEMENT					
(504)	OTHER GENERAL (MEMO)					
(5005A)	SUBTOTAL - INITIAL LEVIES - GENERAL NTC OTHER	1,261,434.83	1,261,434.84	1,320,629.92	1,320,629.92	

FOOTNOTES:

- *3 DISTRICT UNDERLEVY IN THIS COMPONENT WILL RESULT IN PROPORTIONATE REDUCTION IN CORRESPONDING GENERAL EDUCATION AID.
- *4 DISTRICT UNDERLEVY IN THIS COMPONENT WILL RESULT IN PROPORTIONATE REDUCTION IN EQUALIZATION AID.
- *5 70% OF INTEGRATION REVENUE IS PROVIDED BY STATE AID. DISTRICT MUST PROVIDE 30% OF INTEGRATION REVENUE EITHER THROUGH THIS LEVY OR THROUGH OTHER DISTRICT FUNDS.
- *6 WITH COMMISSIONER APPROVAL, DISTRICTS MAY SPREAD THIS LEVY OVER UP TO THREE YEARS.

FISCAL YEAR (FY) REFERENCES IN THE LIMITATION COMPONENTS COLUMN RELATE TO PAYABLE 2025. FOR PAYABLE 2024 COLUMNS, THE AMOUNTS SHOWN ARE FOR ONE YEAR PRIOR THE FISCAL YEAR SHOWN.

LINE #	LIMITATION COMPONENTS	2023 PAY 2024 LIMITATION	2023 PAY 2024 CERTIFIED LEVY	2024 PAY 2025 LIMITATION	2024 PAY 2025 PROPOSED LEVY	2024 PAY 2025 CERTIFIED LEVY NOTES
GENERAL NET TAX CAPACITY OTHER (CON'T):						
LEVY ADJUSTMENTS:						
(1003)	FY2025 OPER CAPITAL ADJUST	205.66	205.66	1,266.12-	1,266.12-	*3
(1102)	FY2023 OPER CAPITAL ADJUST	180.91	180.91	193.72	193.72	
(1072)	FY2025 ALT TEACHER COMP ADJUST					*7
(1204)	FY2023 ALT TEACHER COMP ADJUST					
(1068)	FY2025 ACHIEVE & INTEG ADJUST	5,165.75	5,165.75	3,252.65-	3,252.65-	*5
(1182)	FY2023 ACHIEVE & INTEG ADJUST	4,338.29-	4,338.29-	6,121.49-	6,121.49-	*5
(1187)	FY2023 REEMPLOYMENT ADJUST	14,454.10	14,454.10	6,321.44-	6,321.44-	
(1192)	FY2023 SAFE SCHOOLS ADJUST	9,095.40-	9,095.40-	6,923.52-	6,923.52-	
(1197)	FY2023 SAFE SCHOOLS INTERM ADJ					
(1230)	FY2023 CAREER TECHNICAL ADJUST	8,236.41	8,236.41	6,866.13	6,866.13	
(1234)	FY2023 HEALTH BENEFITS ADJUST					
(1240)	FY2023 ANNUAL OPEB ADJUST	15,032.26-	15,032.26-	28,051.50-	28,051.50-	
(1076)	FY2025 LTFM EQUAL ADJUST					
(1080)	FY2025 LTFM UNEQUAL ADJUST			17,480.00-	17,480.00-	
(1081)	FY2025 H&S REBATE ADJ					
(1088)	FY2024 LTFM EQUAL ADJUST					
(1095)	FY2024 LTFM UNEQUAL ADJUST			99,788.00-	99,788.00-	
(1215)	FY2023 LTFM EQUAL ADJUST					
(1226)	FY2023 LTFM UNEQUAL ADJUST	90,003.00-	90,003.00-	88,384.20-	88,384.20-	
(5005B)	SUBTOTAL - ADJUSTMENTS-THIS PAGE					
	GENERAL NTC OTHER	90,226.12-	90,226.12-	250,529.07-	250,529.07-	

FOOTNOTES:

- *3 DISTRICT UNDERLEVY IN THIS COMPONENT WILL RESULT IN PROPORTIONATE REDUCTION IN CORRESPONDING GENERAL EDUCATION AID.
- *5 70% OF INTEGRATION REVENUE IS PROVIDED BY STATE AID. DISTRICT MUST PROVIDE 30% OF INTEGRATION REVENUE EITHER THROUGH THIS LEVY OR THROUGH OTHER DISTRICT FUNDS.
- *7 DISTRICT UNDERLEVY IN THIS COMPONENT WILL RESULT IN PROPORTIONATE REDUCTION IN ALTERNATIVE COMPENSATION EQUALIZATION

FISCAL YEAR (FY) REFERENCES IN THE LIMITATION COMPONENTS COLUMN RELATE TO PAYABLE 2025. FOR PAYABLE 2024 COLUMNS, THE AMOUNTS SHOWN ARE FOR ONE YEAR PRIOR THE FISCAL YEAR SHOWN.

LINE #	LIMITATION COMPONENTS	2023 PAY 2024 LIMITATION	2023 PAY 2024 CERTIFIED LEVY	2024 PAY 2025 LIMITATION	2024 PAY 2025 PROPOSED LEVY	2024 PAY 2025 CERTIFIED LEVY NOTES
GENERAL NET TAX CAPACITY OTHER (CON'T):						
LEVY ADJUSTMENTS:						
(1327)	PAY 22 LEASE ADJUST	7,804.00-	7,804.00-	8,514.00-	8,514.00-	
(1328)	LEASE LEVY ADJ (MEMO)					
(1329)	OTHER CAPITAL ADJUST (MEMO)					
(758)	FY2026 FAC & EQUIP BOND ADJUST	24,780.00-	24,780.00-	29,400.00-	29,400.00-	
(1331)	ECON DEV ABATE ADJUST					
(1332)	DEBT SURPLUS ADJUST					
(1346)	OTHER GENERAL ADJUST					
(2038)	ABATEMENT ADJUSTMENT			728.24	728.24	*10
(2051)	CARRY-OVER ABATEMENT ADJUST					*11
(2069)	ADVANCE ABATEMENT ADJUST	915.76	915.76	915.76-	915.76-	*12
(4047)	GENERAL OTH NTC TACONITE ADJUST					
(5005C)	SUBTOTAL - ADJUSTMENTS- THIS PAGE GENERAL NTC OTHER	31,668.24-	31,668.24-	38,101.52-	38,101.52-	
(5005A)	SUBTOTAL - INITIAL LEVIES- PAGE 34 GENERAL NTC OTHER	1,261,434.83	1,261,434.84	1,320,629.92	1,320,629.92	
(5005B)	SUBTOTAL - ADJUSTMENTS- PAGE 35 GENERAL NTC OTHER	90,226.12-	90,226.12-	250,529.07-	250,529.07-	
(5004)	TOTAL GENERAL - NTC OTHER	1,139,540.47	1,139,540.48	1,031,999.33	1,031,999.33	

FOOTNOTES:

*10 PAY 2026 LEVY LIMITATION WILL BE INCREASED BY THE AMOUNT OF ANY UNDERLEVY IN THIS COMPONENT. DISTRICTS MAY SPREAD THIS COMPONENT OVER A PERIOD OF TWO YEARS (UP TO THREE YEARS ON REQUEST).

*11 PAY 2026 LEVY LIMITATION WILL NOT BE INCREASED BY ANY UNDERLEVY IN THIS COMPONENT UNLESS EXTENSION IS REQUESTED.

*12 PAY 2026 LEVY LIMITATION WILL BE INCREASED BY THE AMOUNT OF ANY UNDERLEVY IN THIS COMPONENT.

FISCAL YEAR (FY) REFERENCES IN THE LIMITATION COMPONENTS COLUMN RELATE TO PAYABLE 2025. FOR PAYABLE 2024 COLUMNS, THE AMOUNTS SHOWN ARE FOR ONE YEAR PRIOR THE FISCAL YEAR SHOWN.

LINE #	LIMITATION COMPONENTS	2023 PAY 2024 LIMITATION	2023 PAY 2024 CERTIFIED LEVY	2024 PAY 2025 LIMITATION	2024 PAY 2025 PROPOSED LEVY	2024 PAY 2025 CERTIFIED LEVY NOTES
COMMUNITY SERVICE:						
(609)	BASIC COMMUNITY EDUC	43,388.63	43,388.64	45,409.05	45,409.05	*13
(619)	EARLY CHILD FAMILY	23,172.08	23,172.08	27,524.52	27,524.52	*14
(624)	HOME VISITING	548.80	548.81	624.03	624.03	
(631)	ADULTS W/ DISABILITIES	694.21	694.21	729.73	729.73	
(636)	SCHOOL-AGE CARE	95,575.00	95,575.00	96,291.00	96,291.00	*14
(638)	OTHER COMM ED (MEMO)					
(1403)	FY2025 EARLY CHILD FAMILY ADJ	1,209.19-	1,209.19-	42.15-	42.15-	
(1407)	FY2023 HOME VISITING ADJUST	65.87	65.87	41.50	41.50	
(1411)	FY2023 SCHOOL-AGE CARE ADJUST	33,387.17	33,387.17	33,550.62		
(1412)	ADULTS W/ DISABILITIES ADJUST					
(1415)	OTHER ADJUST (MEMO)					
(2039)	ABATEMENT ADJUSTMENT			94.01	94.01	*10
(2052)	CARRY-OVER ABATEMENT ADJUST					*11
(2070)	ADVANCE ABATEMENT ADJUST	95.01	95.01	95.01-	95.01-	*12
(4045)	COM SERV TACONITE ADJUST					
(5009)	TOTAL COMMUNITY SERVICE	195,717.60	195,717.60	204,127.30	204,127.30	

FOOTNOTES:

- *10 PAY 2026 LEVY LIMITATION WILL BE INCREASED BY THE AMOUNT OF ANY UNDERLEVY IN THIS COMPONENT. DISTRICTS MAY SPREAD THIS COMPONENT OVER A PERIOD OF TWO YEARS (UP TO THREE YEARS ON REQUEST).
 - *11 PAY 2026 LEVY LIMITATION WILL NOT BE INCREASED BY ANY UNDERLEVY IN THIS COMPONENT UNLESS EXTENSION IS REQUESTED.
 - *12 PAY 2026 LEVY LIMITATION WILL BE INCREASED BY THE AMOUNT OF ANY UNDERLEVY IN THIS COMPONENT.
 - *13 DISTRICT UNDERLEVY IN THIS COMPONENT WILL RESULT IN PROPORTIONATE REDUCTION IN CORRESPONDING STATE AID.
 - *14 DISTRICT UNDERLEVY IN THIS COMPONENT WILL RESULT IN PROPORTIONATE REDUCTION IN CORRESPONDING STATE AID. DISTRICT MUST PROVIDE A COMMUNITY EDUCATION PROGRAM TO QUALIFY FOR THIS LEVY.
- FISCAL YEAR (FY) REFERENCES IN THE LIMITATION COMPONENTS COLUMN RELATE TO PAYABLE 2025. FOR PAYABLE 2024 COLUMNS, THE AMOUNTS SHOWN ARE FOR ONE YEAR PRIOR THE FISCAL YEAR SHOWN.

LINE #	LIMITATION COMPONENTS	2023 PAY 2024 LIMITATION	2023 PAY 2024 CERTIFIED LEVY	2024 PAY 2025 LIMITATION	2024 PAY 2025 PROPOSED LEVY	2024 PAY 2025 CERTIFIED LEVY	NOTES
DEBT SERVICE VOTER APPROVED:							
(806)	DEBT SERVICE-AID ELIG						*15
(808)	DEBT SERVICE-AID INELIG						*15
(778)	NATURAL DISASTER DEBT						*15
(1700)	REDUCTION FOR DEBT EXCESS						
(1701)	OTHER ADJUST (MEMO)						
(2040)	ABATEMENT ADJUSTMENT						*10,16
(2053)	CARRY OVER ABATEMENT						*11,16
(2071)	ADVANCE ABATE ADJUST						*12,16
(3034)	GDS VTR NET OFFSET ADJUST						
(3506)	GDS VTR MAX EFFORT ADJ						
(4061)	GDS VTR TACONITE ADJUST						
(5013)	TOTAL DEBT SERVICE VOTER APPROVED						*1
DEBT SERVICE OTHER:							
(807)	DEBT SERVICE-AID ELIG						*15
(809)	DEBT SERVICE-AID INELIG		24,780.00		528,183.00	528,183.00	*15
(769)	LT FACILITIES DEBT SERVICE	760,339.55	760,339.55	306,590.67	306,590.67		*15
(1708)	FY2025 LTFM DEBT SERV ADJ	14.75	14.75	10,880.62	10,880.62	10,880.62	
(1715)	FY2024 LTFM DEBT SERV ADJ			63,512.33	63,512.33	63,512.33	
(1726)	FY2023 LTFM DEBT SERV ADJ	59,544.61	59,544.61	57,488.43	57,488.43	57,488.43	
(1703)	REDUCTION FOR DEBT EXCESS	11,684.83-	11,684.83-				
(1704)	OTHER ADJUST (MEMO)						
(2040)	ABATEMENT ADJUSTMENT			427.07	427.07		*10,16
(2053)	CARRY OVER ABATEMENT						*11,16
(2071)	ADVANCE ABATE ADJUST	458.23	458.23	458.23-	458.23-		*12,16
(3035)	GDS OTH NET OFFSET ADJUST						
(3507)	GDS OTH MAX EFFORT ADJ						
(4051)	GDS OTH TACONITE ADJUST						
(5014)	TOTAL DEBT SERVICE OTHER	833,452.31	833,452.31	966,623.89	966,623.89		*1

FOOTNOTES:

- *1 SCHOOL BUILDING BOND AGRICULTURAL CREDIT WILL BE CALCULATED USING THE GENERAL DEBT SERVICE LEVY CATEGORIES
- *10 PAY 2026 LEVY LIMITATION WILL BE INCREASED BY THE AMOUNT OF ANY UNDERLEVY IN THIS COMPONENT. DISTRICTS MAY SPREAD THIS COMPONENT OVER A PERIOD OF TWO YEARS (UP TO THREE YEARS ON REQUEST).
- *11 PAY 2026 LEVY LIMITATION WILL NOT BE INCREASED BY ANY UNDERLEVY IN THIS COMPONENT UNLESS EXTENSION IS REQUESTED.
- *12 PAY 2026 LEVY LIMITATION WILL BE INCREASED BY THE AMOUNT OF ANY UNDERLEVY IN THIS COMPONENT.
- *15 DISTRICT MUST LEVY THE MAXIMUM AMOUNT FOR THIS LEVY COMPONENT.
- *16 ABATEMENT ADJUSTMENTS SHOWN ON LINES 2040, 2053 AND 2071 APPEAR AS VOTER APPROVED DEBT SERVICE IF VOTER APPROVED INITIAL DEBT SERVICE LEVY ON LINE 810 IS GREATER THAN ZERO. OTHERWISE ABATEMENT ADJUSTMENTS APPEAR AS OTHER DEBT SERVICE.

FISCAL YEAR (FY) REFERENCES IN THE LIMITATION COMPONENTS COLUMN RELATE TO PAYABLE 2025. FOR PAYABLE 2024 COLUMNS, THE AMOUNTS SHOWN ARE FOR ONE YEAR PRIOR THE FISCAL YEAR SHOWN.

LINE #	LIMITATION COMPONENTS	2023 PAY 2024 LIMITATION	2023 PAY 2024 CERTIFIED LEVY	2024 PAY 2025 LIMITATION	2024 PAY 2025 PROPOSED LEVY	2024 PAY 2025 CERTIFIED LEVY NOTES
OPEB/PENSION DEBT SERVICE VOTER APPROVED:						
(902)	REQ DEBT SERVICE LEVY FOR OPEB/PENSION BONDS					*15
(1900)	REDUCTION FOR DEBT EXCESS					
(1901)	OTHER ADJUST (MEMO)					
(2041)	ABATEMENT ADJUSTMENT					*10,17
(2054)	CARRY OVER ABATEMENT					*11,17
(2072)	ADVANCE ABATE ADJUST					*12,17
(4059)	OPEB/PENSION DEBT TACONITE ADJUST					
(5020)	TOTAL OPEB/PENSION DEBT SERVICE VOTER APPROVED					
OPEB/PENSION DEBT SERVICE OTHER:						
(907)	REQ DEBT SERVICE LEVY FOR OPEB/PENSION BONDS					*15
(1903)	REDUCTION FOR DEBT EXCESS					
(1904)	OTHER ADJUST (MEMO)					
(2041)	ABATEMENT ADJUSTMENT					*10,17
(2054)	CARRY OVER ABATEMENT					*11,17
(2072)	ADVANCE ABATE ADJUST					*12,17
(3041)	OPEB DEBT OTH NET OFFSET ADJUST					
(4049)	OPEB/PENSION DEBT TACONITE ADJUST					
(5021)	TOTAL OPEB/PENSION DEBT SERVICE OTHER					

FOOTNOTES:

- *10 PAY 2026 LEVY LIMITATION WILL BE INCREASED BY THE AMOUNT OF ANY UNDERLEVY IN THIS COMPONENT. DISTRICTS MAY SPREAD THIS COMPONENT OVER A PERIOD OF TWO YEARS (UP TO THREE YEARS ON REQUEST).
- *11 PAY 2026 LEVY LIMITATION WILL NOT BE INCREASED BY ANY UNDERLEVY IN THIS COMPONENT UNLESS EXTENSION IS REQUESTED.
- *12 PAY 2026 LEVY LIMITATION WILL BE INCREASED BY THE AMOUNT OF ANY UNDERLEVY IN THIS COMPONENT.
- *15 DISTRICT MUST LEVY THE MAXIMUM AMOUNT FOR THIS LEVY COMPONENT.
- *17 ABATEMENT ADJUSTMENTS SHOWN ON LINES 2041, 2054 AND 2072 APPEAR AS VOTER APPROVED OPEB DEBT SERVICE IF VOTER APPROVED INITIAL OPEB DEBT SERVICE LEVY ON LINE 902 IS GREATER THAN ZERO. OTHERWISE ABATEMENT ADJUSTMENTS APPEAR AS OTHER DEBT SERVICE.

FISCAL YEAR (FY) REFERENCES IN THE LIMITATION COMPONENTS COLUMN RELATE TO PAYABLE 2025. FOR PAYABLE 2024 COLUMNS, THE AMOUNTS SHOWN ARE FOR ONE YEAR PRIOR THE FISCAL YEAR SHOWN.

END OF LEVY LIMITATION AND CERTIFICATION REPORT

Member _____ introduced the following resolution and moved its adoption:

RESOLUTION DIRECTING THE ADMINISTRATION TO MAKE RECOMMENDATIONS FOR
REDUCTIONS IN PROGRAMS AND POSITIONS AND REASONS THEREFORE

WHEREAS, the financial condition of the school district dictates that the school board must
reduce expenditures immediately and,

WHEREAS, this reduction in expenditure must include the discontinuance of positions and the
discontinuance or curtailment of programs and,

WHEREAS, a determination must be made as to which teachers' contracts must be terminated
and not renewed and which teachers may be placed on unrequested leave of absence without
pay or fringe benefits in effecting discontinuance of positions,

BE IT RESOLVED by the School Board of Independent School District No. 129 as follows:

The School Board hereby directs the Superintendent of Schools and administration to consider
discontinuing programs or positions to effectuate economies in the school district and reduce
expenditures and to make recommendations to the School Board for the discontinuance of
programs, curtailment of programs, or curtailment of positions.

The motion for the adoption of the foregoing resolution was duly seconded by Member
_____, and upon vote being taken thereon,

The following voted in favor thereof:

The following voted against the same:

Then, the resolution was declared duly passed and adopted.

December 9, 2024

Montevideo Public Schools

2025-2026 Academic Year Calendar



August 25						
Su	M	Tu	W	Th	F	Sa
					1	2
3	4	5	6	7	8	9
10	11	12	13	14	15	16
17	18	19	20	21	22	23
24	25	26	27	28	29	30
31						4

September 25						
Su	M	Tu	W	Th	F	Sa
	1	2	3	4	5	6
7	8	9	10	11	12	13
14	15	16	17	18	19	20
21	22	23	24	25	26	27
28	29	30				
						21

October 25						
Su	M	Tu	W	Th	F	Sa
			1	2	3	4
5	6	7	8	9	10	11
12	13	14	15	16	17	18
19	20	21	22	23	24	25
26	27	28	29	30	31	
						20

November 25						
Su	M	Tu	W	Th	F	Sa
						1
2	3	4	5	6	7	8
9	10	11	12	13	14	15
16	17	18	19	20	21	22
23	24	25	26	27	28	29
30						15

December 25						
Su	M	Tu	W	Th	F	Sa
	1	2	3	4	5	6
7	8	9	10	11	12	13
14	15	16	17	18	19	20
21	22	23	24	25	26	27
28	29	30	31			
						16

January 26						
Su	M	Tu	W	Th	F	Sa
				1	2	3
4	5	6	7	8	9	10
11	12	13	14	15	16	17
18	19	20	21	22	23	24
25	26	27	28	29	30	31
	9	8				18

February 26						
Su	M	Tu	W	Th	F	Sa
1	2	3	4	5	6	7
8	9	10	11	12	13	14
15	16	17	18	19	20	21
22	23	24	25	26	27	28
						17

March 26						
Su	M	Tu	W	Th	F	Sa
1	2	3	4	5	6	7
8	9	10	11	12	13	14
15	16	17	18	19	20	21
22	23	24	25	26	27	28
29	30	31				
			14	6		21

April 26						
Su	M	Tu	W	Th	F	Sa
			1	2	3	4
5	6	7	8	9	10	11
12	13	14	15	16	17	18
19	20	21	22	23	24	25
26	27	28	29	30		
						18

May 26						
Su	M	Tu	W	Th	F	Sa
					1	2
3	4	5	6	7	8	9
10	11	12	13	14	15	16
17	18	19	20	21	22	23
24	25	26	27	28	29	30
31						18

Snow Date Make-Up Dates	
If days need to be made up the following date, in order, will be used:	
#1	May 29
#2	Feb. 13
#3	Apr 6

- First Day of Quarter
- Last Day of Quarter
- No School
- Early Dismissal- Staff Development
- Workshop- No School for Students
- Common In-Service- No School for Students
- Teacher Comp Day- No School for Students
- Parent-Teacher Conferences

Early Dismissal	
Ramsey	1:15pm
Sanford	1:20pm
MHS	1:25pm
MMS	1:30pm

Qtr 1	45
Qtr 2	43
Qtr 3	42
Qtr 4	45
Student Days	175
Wkshp/Conf	4
Staff Dev	4
Comp Day	1
Staff Days	184

Events

Aug 13-14	New Teacher Wkshp
Aug 18-20	Workshop
Aug 25	First Day of School
Aug 29	No School
Sep 1	Labor Day- No School
Oct 15	Common In-Service
	No School for Students
Oct 16-17	Fall Break
Oct 31	End of Quarter 1
Nov 3	First Day of Quarter 2
Nov 24	P-T Conferences 4pm-8pm
Nov 25	P-T Conferences 8am-8pm
	No School for Students
Nov 26	Teacher Comp Day
	No School
Nov 27-28	Thanksgiving Break
Dec 24-Jan 2	Christmas Break
Jan 16	Last Day of Semester 1
Jan 19	Common In-Service
	No School for Students
Jan 20	First Day of Quarter 3
Feb 13 & 16	Presidents' Day Break
Mar 20	End of Quarter 3
Mar 23	First Day of Quarter 4
Apr 2	Common In-Service
	No School for Students
Apr 3&6	Easter Break
May 22	Graduation
May 25	Memorial Day- No School
May 28	Last Day of Semester 2
May 29	Teacher Workshop

Montevideo Public Schools

2026-2027 Academic Year Calendar



August 26						
Su	M	Tu	W	Th	F	Sa
						1
2	3	4	5	6	7	8
9	10	11	12	13	14	15
16	17	18	19	20	21	22
23	24	25	26	27	28	29
30	31					1

September 26						
Su	M	Tu	W	Th	F	Sa
		1	2	3	4	5
6	7	8	9	10	11	12
13	14	15	16	17	18	19
20	21	22	23	24	25	26
27	28	29	30			
						20

October 26						
Su	M	Tu	W	Th	F	Sa
				1	2	3
4	5	6	7	8	9	10
11	12	13	14	15	16	17
18	19	20	21	22	23	24
25	26	27	28	29	30	31
						19

November 26						
Su	M	Tu	W	Th	F	Sa
1	2	3	4	5	6	7
8	9	10	11	12	13	14
15	16	17	18	19	20	21
22	23	24	25	26	27	28
29	30					
			5	12		17

December 26						
Su	M	Tu	W	Th	F	Sa
		1	2	3	4	5
6	7	8	9	10	11	12
13	14	15	16	17	18	19
20	21	22	23	24	25	26
27	28	29	30	31		
						17

January 27						
Su	M	Tu	W	Th	F	Sa
					1	2
3	4	5	6	7	8	9
10	11	12	13	14	15	16
17	18	19	20	21	22	23
24	25	26	27	28	29	30
31			14	5		19

February 27						
Su	M	Tu	W	Th	F	Sa
	1	2	3	4	5	6
7	8	9	10	11	12	13
14	15	16	17	18	19	20
21	22	23	24	25	26	27
28						18

March 27						
Su	M	Tu	W	Th	F	Sa
	1	2	3	4	5	6
7	8	9	10	11	12	13
14	15	16	17	18	19	20
21	22	23	24	25	26	27
28	29	30	31			
			18	2		20

April 27						
Su	M	Tu	W	Th	F	Sa
				1	2	3
4	5	6	7	8	9	10
11	12	13	14	15	16	17
18	19	20	21	22	23	24
25	26	27	28	29	30	
						22

May 27						
Su	M	Tu	W	Th	F	Sa
						1
2	3	4	5	6	7	8
9	10	11	12	13	14	15
16	17	18	19	20	21	22
23	24	25	26	27	28	29
30	31					20

June 27						
Su	M	Tu	W	Th	F	Sa
		1	2	3	4	5
6	7	8	9	10	11	12
13	14	15	16	17	18	19
20	21	22	23	24	25	26
27	28	29	30			
						1

- First Day of Quarter
- Last Day of Quarter
- No School
- Early Dismissal- Staff Development
- Workshop- No School for Students
- Common In-Service- No School for Students
- Teacher Comp Day- No School for Students
- Parent-Teacher Conferences

- Early Dismissal**
- Ramsey 1:15pm
 - Sanford 1:20pm
 - MHS 1:25pm
 - MMS 1:30pm

- Snow Date Make-Up Dates**
If days need to be made up the following date, in order, will be used:
- #1 Feb 12
 - #2 Feb 15
 - #3 Mar 29

- Qtr 1 45
- Qtr 2 43
- Qtr 3 41
- Qtr 4 46
- Student Days 175**
- Wkshp/Conf 4
- Staff Dev 4
- Comp Day 1
- Staff Days 184**

Events

Aug 19-20	New Teacher Wkshp
Aug 24-25	Workshop
Aug 31	First Day of School
Sep 4	No School
Sep 7	Labor Day- No School
Oct 14	Common In-Service
	No School for Students
Oct 15-16	Fall Break
Nov 6	End of Quarter 1
Nov 9	First Day of Quarter 2
Nov 23	P-T Conferences 4pm-8pm
Nov 24	P-T Conferences 8am-8pm
	No School for Students
Nov 25	Teacher Comp Day
	No School
Nov 26-27	Thanksgiving Break
Dec 24-Jan 1	Christmas Break
Jan 18	Common In-Service
	No School for Students
Jan 22	Last Day of Semester 1
Jan 25	First Day of Quarter 3
Feb 12	President's Day Break
Feb 15	Presidents' Day No School
Mar 24	End of Quarter 3
Mar 25	Common In-Service
	No School for Students
Mar 26-29	Easter Break
Mar 30	First Day of Quarter 4
May 28	Graduation
May 31	Memorial Day- No School
Jun 2	Last Day of Semester 2
Jun 3	Teacher Workshop

Montevideo Public Schools

2027-2028 Academic Year Calendar



August 27						
Su	M	Tu	W	Th	F	Sa
1	2	3	4	5	6	7
8	9	10	11	12	13	14
15	16	17	18	19	20	21
22	23	24	◆	26	27	28
29	30	31				
						1

September 27						
Su	M	Tu	W	Th	F	Sa
			1	2	3	4
5	6	7	8	9	10	11
12	13	14	15	16	▲	18
19	20	21	22	23	24	25
26	27	28	29	30		
						19

October 27						
Su	M	Tu	W	Th	F	Sa
					1	2
3	4	5	6	7	▲	9
10	11	12	13	14	15	16
17	18	19	◆	21	22	23
24	25	26	27	28	29	30
31						17

November 27						
Su	M	Tu	W	Th	F	Sa
	1	2	3	4	▲	6
7	8	9	10	11	12	13
14	15	16	17	18	19	20
21	22	23	★	25	26	27
28	29	30				
			4	12		17

December 27						
Su	M	Tu	W	Th	F	Sa
			1	2	3	4
5	6	7	8	9	▲	11
12	13	14	15	16	17	18
19	20	21	22	23	24	25
26	27	28	29	30	31	
						16

January 28						
Su	M	Tu	W	Th	F	Sa
						1
2	3	4	5	6	7	8
9	10	11	12	13	14	15
16	◆	18	19	20	▲	22
23	24	25	26	27	28	29
30	31		13	5		19

February 28						
Su	M	Tu	W	Th	F	Sa
		1	2	3	▲	5
6	7	8	9	10	11	12
13	14	15	16	17	18	19
20	21	22	23	24	25	26
27	28	29				
						19

March 28						
Su	M	Tu	W	Th	F	Sa
			1	2	▲	4
5	6	7	8	9	10	11
12	13	14	15	16	17	18
19	20	21	22	23	▲	25
26	27	28	29	30	31	
			17	4		22

April 28						
Su	M	Tu	W	Th	F	Sa
						1
2	3	4	5	6	7	8
9	10	11	12	◆	14	15
16	17	18	19	20	21	22
23	24	25	26	27	▲	29
30						16

May 28						
Su	M	Tu	W	Th	F	Sa
	1	2	3	4	5	6
7	8	9	10	11	▲	13
14	15	16	17	18	19	20
21	22	23	24	25	▲	27
28	29	30	31			
						19

- First Day of Quarter
- Last Day of Quarter
- No School
- Early Dismissal- Staff Development
- Workshop- No School for Students
- Common In-Service- No School for Students
- Teacher Comp Day- No School for Students
- Parent-Teacher Conferences

Early Dismissal	
Ramsey	1:15pm
Sanford	1:20pm
MHS	1:25pm
MMS	1:30pm

Snow Date Make-Up Dates	
If days need to be made up the following date, in order, will be used:	
#1	Feb 21
#2	Apr 17
#3	May 30

Qtr 1	45
Qtr 2	44
Qtr 3	44
Qtr 4	42
Student Days	175
Wkshp/Conf	4
Staff Dev	4
Comp Day	1
Staff Days	184

Events

Aug 18-19	New Teacher Wkshp
Aug 23-25	Workshop
Aug 30	First Day of School
Sep 3	No School
Sep 6	Labor Day- No School
Oct 20	Common In-Service No School for Students
Oct 21-22	Fall Break
Nov 5	End of Quarter 1
Nov 8	First Day of Quarter 2
Nov 22	P-T Conferences 4pm-8pm
Nov 23	P-T Conferences 8am-8pm No School for Students
Nov 24	Teacher Comp Day No School
Nov 25-26	Thanksgiving Break
Dec 24-Dec 31	Christmas Break
Jan 17	Common In-Service No School for Students
Jan 21	Last Day of Semester 1
Jan 24	First Day of Quarter 3
Feb 21	Presidents' Day No School
Mar 24	End of Quarter 3
Mar 27	First Day of Quarter 4
Apr 13	Common In-Service No School for Students
Apr 14-17	Easter Break
May 26	Graduation
May 26	Last Day of Semester 2
May 29	Memorial Day- No School
May 30	Teacher Workshop

ISD #129, Montevideo Public Schools
School Board Resolution
Approval of the Flexible Learning Year (FLY) Program Application for Renewal for
School Years 2025-2026 through 2027-2028

Member _____ introduced the following Resolution and moved its adoption:

As part of the Minnesota River Valley Education District (MRVED) Consortium

WHEREAS, the Minnesota River Valley Education District (MRVED) consortium, which includes the Montevideo Public School District, seeks to continue implementing a Flexible Learning Year (FLY) program for the school years 2025-2026 through 2027-2028 and

WHEREAS, Minnesota Statutes, section 124D.12 to 124D.127, provides the legal framework for the establishment and implementation of Flexible Learning Year programs, allowing school districts to adopt an alternative calendar that best meets the academic needs of students while promoting greater flexibility in instruction; and

WHEREAS, the purpose of the Flexible Learning Year (FLY) program is to provide a school calendar that optimizes the academic schedule for student learning and supports educational goals in alignment with the district's mission; and

WHEREAS, the Flexible Learning Year program, as designed in collaboration with MRVED, aims to meet the diverse needs of students across participating districts by utilizing a schedule that fosters increased collaboration, professional development, and resource-sharing across member districts; and

WHEREAS, the implementation of the Flexible Learning Year program as part of the MRVED consortium will provide opportunities for enhanced support services, including but not limited to, curriculum development, instructional coaching, and collaborative planning among educators to improve educational outcomes for all students in the participating districts; and

WHEREAS, this program is aligned with state statutes and guidelines, with the overarching goal of improving educational equity, student engagement, and achievement for all learners across the MRVED consortium; and

WHEREAS, all required public consultations, including community engagement, and staff input, have been considered in the development of this program, and a clear communication plan will be established to ensure transparency and support for all stakeholders; and

NOW, THEREFORE, BE IT RESOLVED that the Montevideo Public School District's School Board, in accordance with Minnesota Statutes section 124D.12 to 124D.127, hereby approves the application for renewal to the state of Minnesota Department of Education and the subsequent establishment of the Flexible Learning Year (FLY) program for school years 2025-2026 through 2027-2028 as part of the Minnesota River Valley Education District consortium; and

BE IT FURTHER RESOLVED that the Montevideo Public School District's School Board authorizes the district administration to work with MRVED and participating school districts to finalize and implement the program, including all necessary agreements, planning, and scheduling adjustments, and to ensure that the program aligns with state requirements and best practices for student achievement.

The motion for the adoption of the foregoing resolution was duly seconded by _____ and upon vote being taken thereon, the following voted in favor thereof:

and the following voted against the same:

whereupon said resolution was declared duly passed and adopted



Flexible Learning Year Application 2024-25

Applicants: *Wait until you have completed your application and are about to submit it to the Minnesota Department of Education (MDE) to enter these two dates:*

12/19/24 Enter the first business date (during business hours) for MDE to have received this completed application from your district.

*2/26/25 Enter 45 business days from that date here. Exclude state holidays and weekends. **MDE will review groups of applications that arrive close to each other on a rolling basis. This is the latest you will have to wait for a decision from MDE.** [Use this calculator.](#)*

Instructions

Please complete this form by typing your answer or checking the appropriate box. Send a separate document of attachments with numbered pages, as needed.

If you are a **consortium** of school districts with more than the five schools this form allows you to list, please duplicate this form **before** starting the application process to be able to include the other school information on the second form.

For a fall 2025 start date, please submit the application to mde.FlexibleLearning@state.mn.us no later than **Friday, April 25, 2024**. Please number the pages of any attachments. Please contact [Cynthia Jackson](#) at MDE at 651-582-8572 if you have questions or need technical assistance. Applications will be reviewed within 45 business days of receipt per [Minnesota Statutes 2024, section 124D.122](#).

Applicant Information

School District Name: Minnesota River Valley Education District Consortium **District Number:** 6018-61

School District Address: 1315 Black Oak Ave., P.O. Box 487, Montevideo, MN 56265

School District Phone: 320-269-9297

Executive Director Name: Daniel Hovland **Email Address:** dhovland@mrved.net

Note: If a consortium of school districts is applying, please see the final page to list additional districts. Please also complete the following table.

School District Name: Benson

District Number: 777

School District Address: 1400 Montana Ave., Benson, MN 56215

School District Phone: 320-843-2710

Superintendent Name: Dennis Laumeyer

Email Address: dlaumeyer@benson.k12.mn.us

School District Name: Dawson-Boyd

School District Address: 848 Chestnut St. Dawson, MN 56232

Superintendent Name: Holly Ward

Email Address: hward@dwby.k12.mn.us

District Number: 378

School District Phone: 320-769-2955

School District Name: Ivanhoe

School District Address: 421 N Rebecca St., Ivanhoe, MN 56142

Superintendent Name: Loy Woebler

Email Address: lwoelber@wwgschools.org

District Number: 0403

School District Phone: 507-694-1540

School District Name: Lac qui Parle Valley

School District Address: 2860 291st Ave., Madison, MN 56256

Superintendent Name: Scott Lempka

Email Address: slempka@lqpv.org

District Number: 2853

School District Phone: 320-752-4835

School District Name: Lakeview

School District Address: 875 Barstad Rd., P.O. Box 107,
Cottonwood, MN 56229

Superintendent Name: Dr. Chris Fenske

Email Address: chrisfenske@lakeview2167.com

District Number: 2167

School District Phone: 507-423-5164

School District Name: Minneota

School District Address: 504 N Monroe St., P.O. Box 98,
Minneota, MN 56264

Superintendent Name: Scott Monson

Email Address: scott.monson@minneotaschools.org

District Number: 414

School District Phone: 507-872-6532

School District Name: Montevideo

District Number: 129

School District Address: 2001 William Ave., Montevideo, MN 56265 **School District Phone:** 320-269-8833

Superintendent Name: Wade McKittrick

Email Address: wmckittrick@montevideoschools.org

School District Name: Ortonville

District Number: 2903

School District Address: 200 Trojan Dr., Ortonville, MN 56278

School District Phone: 320-839-6181

Superintendent Name: Kristopher Evje

Email Address: kris.evje@ortonville.k12.mn.us

School District Name: Renville County West

District Number: 2890

School District Address: P.O. Box 338, Renville, MN 56284

School District Phone: 320-329-8362

Superintendent Name: Brad Johnson

Email Address: bjohnson@rcw.k12.mn.us

School District Name: Minnesota River Valley Education District(MRVED)**District Number:** 6018-61
Minnesota River Valley Area Learning Center (MVALC)

School District Address: 1315 Black Oak Ave., P.O. Box 487,
Montevideo, MN 56265

School District Phone: 320-269-9297

Superintendent Name: Daniel Hovland

Email Address: dhovland@mrved.net

Partnering Districts that are not starting early through the Flexible Learning Year Process:

School District Name: Yellow Medicine East

District Number: 2190

School District Address: 450 9th Ave., Granite Falls, MN 56241

School District Phone: 320-564-4081

Superintendent Name: Rich Schneider

Email Address: rschneider@isd2190.org

Name of Flexible Learning Year Consortium Program	Consortium Contact Name and Title	Mailing Address	Phone Number	Email Address
Minnesota River Valley Education District FLY	Daniel Hovland, Executive Director	1315 Black Oak Ave, P.O. Box 487 Montevideo, MN 56265	320-269-9297	dhovland@mrved.net

This application is: (choose one)

New

Renewal.

For what school year was Flexible Learning Year first approved? **2016-2017**

MDE requested revision of an application currently under review

Basics of Your Proposed Program

School Years. Our district is applying for the following school years. Select check box for all years that are applicable:

Year 1: 2025-26

Year 2: 2026-27

Year 3: 2027-28

Four-Day Week only: Year 4: 2027-2028

Four-Day Week only: Year 5: 2028-2029

Four-Day Week only: Year 6: 2029-2030

Pre-Labor Day. Does the calendar for any of the proposed implementation years involve a pre-Labor Day start? Select radio button no or yes. If yes, complete start date for all years that are applicable:

No

Yes. If yes, list start dates below for each year.

2025-26:

One-week early start: August 25, 2025:

Benson, Lac qui Parle Valley, Montevideo, Ortonville, and MRVED MVALC

Two-week early start: August 18, 2025:

Dawson-Boyd, Ivanhoe, Lakeview (August 20), Minneota, and Renville County West

2026-27:

One-week early start: August 31, 2026:

Benson, Lac qui Parle Valley, Montevideo, Ortonville, and MRVED MVALC

Two-week early start: August 24, 2026:

Dawson-Boyd, Ivanhoe, Lakeview (August 26), Minneota, and Renville County West

2027-28:

One-week early start: August 30, 2027:

Benson, Lac qui Parle Valley, Montevideo, Ortonville, and MRVED MVALC

Two-week early start: August 23, 2027:

Dawson-Boyd, Ivanhoe, Lakeview (August 25), Minneota, and Renville County West

Yellow Medicine East will be starting after Labor Day in all three years.

Type of Program. Select check box for all years that are applicable to identify the type of flexible learning year program you are applying for ([Minn. R. 3500.1000, subp. 3 \[2024\]](#)).

45-15

Flexible All-Year

Extended Learning Year

Four-Quarters

Quinmester

Four-Day Week

Other: Describe your district's "other" category:

Our consortium districts will continue to stagger their starting dates while maintaining collaborative Common Days for professional development.

Purpose for Proposed Flexible Learning Year Program

Flexible learning year programs shall be designed to accomplish at least one of the following. Select check box to identify all of the following purposes that apply to your program.

Improve instructional quality

Increase cost-effectiveness

Make better use of community resources

Establish alternative eligibility criteria to identify pupils in need of special education services

Research, Rationale and Other Background

Skip if **only** applying for early start

Why this route? How did you decide this would be the best calendar for your district or consortium? Not all member districts will begin their school year with students before Labor Day. One of the unique pieces of this proposal is the staggered start of the MRVED district members, which increases MRVED staff and service availability, enabling greater efficiency and access of services to all member school districts. In addition to school districts having different timelines during the year when they require similar services, both staggered end-of-year and beginning-of-year schedules support specific district needs.

An additional commitment from the MRVED member districts are the Common Days for professional development, which still ensure collaborative opportunities and experiences that individual districts could not coordinate or realize on their own. The start dates for the MRVED districts have been staggered over two weeks since the beginning of our application in the fall of 2016.

The staggered starts also allow participating districts to schedule both collaborative districts as well as a schedule that best meet the needs, interests and support of their individual districts. MRVED member districts recognize their district needs, resources and opportunities may be different from each other. Having the flexibility to start at different times in order to realize their needs, while also having common days, is a concerted effort to both collaborate for greater opportunity and still improve or refine services.

The present collaborative focus for the MRVED member schools is utilizing the Multi-Tiered System of Supports (MTSS) as a framework for using implementation science as part of their school review and improvement process. This consistent initiative provides a common framework for application, while still addressing the individual circumstances of the districts. The FLY agreement ensures district commitment to these ventures as both concepts and dedication of time, resources and focus.

A new venture for the MRVED member districts in the coming school year is reliant upon a staggered start to the school year. By having multiple start dates, MRVED staff will be better able to support new teacher induction in each of the districts at the beginning of the year. The summer training institute that is in the design process will help identify common programmatic supports for new teachers that can be presented in the summer and during the districts induction process. The greatest focus on this will be to support the needs of new Tier 1 and Tier 2 teachers.

Beyond the Common Days for professional development opportunities, the FLY schools also utilize Teachers, Principals and Superintendent advisory councils to collaborate and support member schools in their work. While this would be feasible without the FLY, the commitment of the schools in the FLY is the foundation to their commitment to supporting each other in both their collective and individual needs.

Updated 11/14/2024 3

~~4-Day Week only:~~

Please describe plans for the “fifth day” when students will not be in school. For example, will meals be provided to students? Will they be responsible for getting rides to school for athletic practices? Are both teachers and students off? Are any academic or support services provided?

~~45-15 only:~~

Please describe how intersessions will have academic value, especially for students who are not performing at grade level. Describe any partnerships for these weeks, how you will recruit enrollment, and any fees involved.

For renewing districts – Is this model worth continuing? We are currently in year nine of the FLY program for MRVED schools. Feedback from all MRVED districts supports continuing to provide a framework that allows individual districts to choose a calendar that supports their community’s learning needs AND at the same time provides collaborative opportunities that would either not be available or financially feasible. Member districts are committed to continuing the FLY in order to create a calendar year that best meets each district’s academic and community needs while also ensuring a commitment to growing and supporting each other through sharing meaningful services and shared professional development opportunities.

Following COVID, data trends demonstrate there is still a need to improve student learning opportunities. While student performance has not improved, there is a commitment to looking at collective opportunities that can be applied at a local level to improve student learning. As well, the collaborative ventures allow for greater opportunities to learn from and support each other.

One of the measures for the previous FLY application was to reduce the gap in achievement for students eligible for Free and Reduced Priced Meals. A number of variables make this hard to measure, inclusive of:

- the free lunch program for all students and the reduced number of families identifying they qualify.
- districts and families still regrouping after COVID.

With that said, it is clear that gaps still exist and opportunities to improve need to be embraced. The following data, taken from the MDE Report Card website and the Northstar report demonstrates there is a level of need in our districts and across the state in identifying opportunities and practices that will improve student learning.

*Ivanhoe is not included because there was inadequate data due to cell size.

In looking at the trends for learning, comparison to data over the last 5 years shows a significant regression in performance in both mathematics and reading. Even for our districts whose scores are above the 50th percentile in math or reading, they are still not at the level of achievement that was demonstrated in 2017 and 2018. Additionally, this is comparable to the state trends for all students. Progress is being made to get back to pre-covid performance and beyond, but improvement is needed. even with some significant gains, the state average math scores in 2024 were 3 percentage points below 2017 state performance. The disparity is even greater for reading, where MCA data for 2024 is 10 percentage points below 2017. MRVED district schools range

in performance and their trajectory to improve academic performance in reading and math. However, overall they align with the trends across the state. The targets set for the future will be both for proficiency at or above the 50th percentile and continued, meaningful growth for all students in reading and mathematics.

Student Data - MCAs 2024

Mathematics

In 2024:

- 5 member districts had a district average Math MCA score across grades 3-11 that was below the state average of 45%.
- 3 districts' average scores in mathematics grew by an average of between 2.5 and 6.6 points.
- 3 districts' scores in mathematics regressed by up to 2 points.
- 3 districts' scores in mathematics were stable (or grew or regressed nominally).
- Grade Level Data
 - Gr 3 : 6 schools below the 50th %
 - Gr 4 : 5 schools below the 50th %
 - Gr 5 : 8 schools below the 50th %
 - Gr 6 : 8 schools below the 50th %
 - Gr 7 : 8 schools below the 50th %
 - Gr 8 : 8 schools below the 50th %
 - Gr 11 : 7 schools below the 50th %

Reading

In 2024:

- 7 member districts had a district average Reading MCA score across grades 3-11 that was below the state average of 50%.
- 3 districts' scores in reading grew by an average of between 1 and 2.5 points.
- 4 districts' scores in reading regressed by up to 2.5 - 4 points.
- Grade Level Data
 - Gr 3 : 9 schools below the 50th %
 - Gr 4 : 7 schools below the 50th %
 - Gr 5 : 5 schools below the 50th %
 - Gr 6 : 6 schools below the 50th %
 - Gr 7 : 8 schools below the 50th %
 - Gr 8 : 8 schools below the 50th %
 - Gr 10 : 8 schools below the 50th %

This data is especially notable since the data from 5 years prior presents a distinctly different picture regarding student performance compared to the state average. The impacts of Covid are one contributing factor to the regression in student performance. With shifts in program and professional development support, minor gains are being made. However, both time and efforts to replicate the improvements are still needed.

Regarding professional development needs and opportunities, MRVED districts continue to benefit from shared experiences that would not be feasible in the same way without the collective commitments of MRVED and the FLY program. The MRVED district and the representative Superintendents unanimously contend that the Flexible

Learning Year plan provides the best opportunity for all school districts to improve student learning as well as enhance teacher practice collectively.

Improving student learning and performance through teacher and program development through collaborative learning and shared district commitment is as important now as ever. By continuing with the goals and resulting agreements from the FLY, the participating districts are committed to the Superintendent groups continuing to meet monthly, as well as the collaborative and informative work of the Teachers' Advisory Council (4-5 times per year) and Principal's Advisory Council (6-8 times per year). With a focus on enhancing leadership practice, processing programmatic opportunities, and identifying professional development needs and opportunities, these stakeholders are seen as catalysts for the improvement of each of our schools.

The MRVED districts continually evaluate and reflect on the professional development needs and offerings provided to our educators. The focus for the MRVED this year on Multi-Tiered Systems of Support in our schools demonstrates each district's commitment to their own growth and development while recognizing the benefit of sharing in the learning, work and the cost of these commitments.

Instructional impact: As indicated above, all participating districts recognize the achievement gap in their districts. Each of the districts have also examined the results and are continuing to work toward identifying solutions to help narrow the gap or move beyond the norm.

Tied to this is the recognition that there are changes in service and expectation from both the local and state level that require us to look for ways to improve learning services. The READ Act itself, justifies the need and the opportunity for collaborative work. Collaborating ensures:

- opportunities are available to all
- that we have opportunities to learn from each other
- services may be more available
- that costs may be mitigated as best possible.

FLY efforts cannot be examined in isolation from the tied MRVED services that are provided. However, there are examples to provide as evidence of the benefit of FLY being justifiable for our shared work.

- Instructional coaching has made a difference in the two districts the program was piloted.
- Curriculum is more feasible in the smaller districts due to a facilitated service between MRVED staff and districts.
- There are greater opportunities to support and learn from each other as a result of each district's commitment to the advisory committees and Superintendents' meetings.

Collaborative opportunities made possible by the Flexible Learning Year are even more important and beneficial when we recognize the turnover and the short tenure of school leadership and staff in all of the districts. An example of this would be that of the 10 participating districts, 7 districts have new superintendents since the last FLY application was approved. Additionally, a significant number of principals' positions have experienced a change in leadership during the same time period.

Leverage and coordination: As mentioned previously, the collaborative proposals from the MRVED member schools and Ivanhoe school district generate many efficiencies that result in greater professional development opportunities for our districts. Evidences of those opportunities include:

- MTSS as a shared commitment refines our school improvement practices, making them more transparent, purposeful and intentional. As a result, the collaborative learning and professional development opportunities we strive to offer are aligned and we anticipate being even more impactful.
- Staggered starts to the school year in member districts continues to allow for the MRVED staff to better serve the nine-member districts more efficiently, especially at critical times where support is needed, including the start of the year and semester transition..
- Common professional development days allow for focused professional development in the region without the need to provide classroom coverage using substitute teachers.
- Networking and job alike work on Common Days is an especially beneficial impact for smaller 1-2 person departments.
- Collaborative work on common days and through the advisory councils provides experiences for teachers and administrators to share and access best practices. These experiences, especially when all teachers are involved, provides the greatest collective access to the keys to school improvement. .
- Fiscal responsibility, especially in present-day rural Minnesota is an important and impactful factor related to improving student learning and student experience. Working together through the Flexible Learning Year goals and commitment provides districts with greater access to the tools, resources and experiences that focus on program improvement. The shared experiences of impactful speakers and meaningful consultation, along with the utilization of local and internal expertise, are excellent examples of opportunities districts would not be able to access on their own.
 - Evaluations from previous opportunities supported by the Flexible Learning Year continue to show that over 80% of educators in member districts rate the FLY opportunities highly.

What else, if anything, would you like MDE to know? All of the districts involved in the Minnesota River Valley Education District fully support this application. The commitment of the MRVED schools, tied with the opportunities in scheduling that the Flexible Learning Year (FLY) provides provides the foundation for our shared work.

The collective FLY application and the structures it supports demonstrates long-term commitment by member districts to collaborate for the purpose of improving student learning. Access and opportunity are amplified through this venture. We are committed to the purposeful and intentional work that will make this opportunity successful for our students, teachers, and learning communities.

Goals

List the S.M.A.R.T. (**S**pecific, **M**easurable, **A**chievable, **R**ealistic, **T**ime-Bound) goal(s) and objectives of your program.

GOAL 1: In the ten districts participating in this proposal, there is still a disparity in the achievement of students in MRVED schools overall as compared to state averages.

- *The current gap in reading and math as shared in the documentation ranges from 16% above the 50th percentile (1 schools) to 17% below the 50th Percentile.*

Indicators

- Each district will grow in mathematics performance with schools below the 50th percentile growing by 2-5% closer to or above the mean annually.

- Each district will improve student reading performance, as evidenced by the MCA assessments, with schools below the 50th percentile growing by 3-5% annually.
- Completed curriculum alignment in mathematics, literacy and science

Since our last proposal, some schools have made gains on the MCA results for reading and math. However, none of our schools, including those above the 50th percentile are at the performance levels prior to Covid (2018 and 2019). With the new math standards coming out and the READ Act implementation requirements, there is still work to be done to improve student achievement.

While our plan for improvement cannot be solely reliant on the FLY proposal, our work has made a positive difference in the past and is the collaborative pathway we see for improving learning and achievement for all districts in the future.

- ***GOAL 2: In each of the three years of this proposal, MRVED schools will increase program efficacy in each district by providing high quality professional development opportunities for all MRVED educators (32 administrators, 557 teachers and 269 paraprofessionals) which will result in increased student achievement for 6575 students.***

Indicators

- An MTSS program alignment plan will be in place in each district.
 - Increased student opportunities aligned to needs of the community via the schedule and programming opportunities.
 - MTSS program review in each district will focus on key components of implementation and sustainment, while the MRVED works to align program initiatives to meet the needs of each district.

Strategies to achieve these goals include:

- The Minnesota River Valley Education District will provide four Common Professional Development Days (see tentative dates listed below.)
 - Three common days will maintain a focus on implementation science and the utilization of the Multi Tiered System of Supports framework to effectively review programs and structures that support learning.
 - The focus of the January MELT (MRVED Educators Learning Together) Conference will continue to provide over 100 professional learning experiences by bringing teachers from ten districts together in order to meet their professional learning needs. .
- MRVED staff will provide year-round training opportunities for member schools' new staff hires in the areas of curriculum, instruction and classroom management practices.
- Annually, design, organize and hold a purposely designed conference for the paraprofessionals in member schools each fall in order to enhance professional practices and knowledge in each district.
- Provide leadership and support in all districts for mentoring programs that support inclusion and enhancement of new teacher's professional practices.
- Grow instructional coaching, utilizing both teachers and administrators, through an approved grant program that supports teacher development through reflective conversations and collaborative practices in at least six districts.
- Identify expertise and continued professional development opportunities that focus on effective program implementation and quality instructional practices related specifically to mathematics and science.

- Annually provide opportunities for collaboration, dialogue and professional learning for administrators at six principal and ten superintendent meetings.
- Assist districts with curriculum review and instruction, including alignment of curriculum to state standards, pacing of curriculum, curriculum review and selection, along with examining data to guide instructional practices.

We are proud to offer some of the best professional development in the nation to our teachers and administrators. We have hosted George Cuoros, Chad Harlander, Willow Sweeney, Carla Tantillo Philibert, Jon Gordon, Todd Whitaker, the Danielson Group and Curt Slater. MRVED and FLY professional development opportunities are outstanding. Our evaluations from the speakers and MELT conference continue to show that on average, 87% of the attendees value their learning experiences by rating the experiences a 3 or 4, with 4 being the best.

We've maintained the format of the MELT program year after year due to the value staff have shared about their experience and how administrators have observed teacher application back in their schools. Teacher interest, expertise and advocacy all drive the format and topics for the MELT events.

Administrators in each district have observed that teachers have learned important concepts and applied them in their classroom. We also know that while the presenters have had a strong impact on teacher practice, networking with teachers from other schools is also valuable and impactful. Recognizing the impact teachers can have on their colleague's practice, we will continue to support the networking experience as much as the formal content components of the MELT and Common Day programs.

The areas of focus for the past three years included Teacher Effectiveness, Equity and Inclusivity, and Curriculum Review and Instruction. Areas of focus for the next three years include these areas while taking a broader stance on school improvement. Recognizing that each of our member schools have different circumstances and needs, we are committed to collaborative experiences focused on specific program review and improvement. The MRVED district has already undertaken steps to utilize Multi Tiered Systems of Supports as a framework for effectively looking at all aspects of our school program, but most importantly the identified aspects that support academic programming and inclusive school communities. The targeted goals reflect what we agree are important and realistic goals for increased student achievement and student well-being.

Tentative Common Dates for Professional Development

2025 - 2026 School Year

- Paraprofessional Conference: August 13, 2025
- Fall PD Day - October 15, 2025
- MELT Conference: January 19, 2026
- Spring PD Day - Thursday, April 2 in 2026

2026-27 School Year

- Paraprofessional Conference: August 19, 2026
- Fall PD Day - October 14, 2026
- MELT Conference: January 18, 2027
- Spring PD Day -Thursday, March 25 in 2027

2027-28 School Year

- Paraprofessional Conference: August 18, 2027
- Fall PD Day - October 20, 2027

- MELT Conference: January 17, 2028
- Spring PD Day - Thursday, April 13 in 2028

We believe that our professional development plan is solid and look forward to continuing to adapt our programming to meet the needs of the member districts.

Explain how these goals and objectives align to the World's Best Workforce initiative (Minn. Stat. § 120B.11) and, if applicable, to any Achievement and Integration plans (Minn. Stat. § 124D.61).

The mission of the Minnesota River Valley Education District is to effectively and efficiently assist member districts in meeting the goals they have set for themselves, their students, and their staff. For more than 25 years, the MRVED districts have worked together to bring this mission to life. Benson, Dawson-Boyd, Lac qui Parle Valley, Lakeview, Montevideo, Ortonville and Yellow Medicine East have been members of the MRVED since its inception. The Renville County West school district joined the MRVED on July 1, 2008. Minneota joined as a member on July 1, 2016. Ivanhoe, as a district paired with Minneota, has been included in this application.

As school districts committed to providing quality and meaningful learning experiences for all students, we collectively believe that school improvement needs to be focused, data-driven, purposeful and intentional. The utilization of MTSS as a framework for school improvement, along with our commitment to promoting the growth and development of our staff, as the most impactful component of meaningful student learning, is at the core of our work. The best opportunity to realize each of our missions and directives is to coordinate and collaborate, while implementing services and programs in the ways that are most impactful to our community. The Flexible Learning Year schedule, goals and commitments supports the framework by which we are collectively working to meet the needs of our students and our community.

Research reviewed by both John Hattie and Robert Marzano support the premise that the single most important factor in student achievement is the quality of instruction that they receive. (Hattie, J. (2009). *Visible Learning: A synthesis of over 800 meta-analyses relating to student achievement*. New York: Routledge. Marzano, R. (2003). *What works in schools: Translating research into action*. Alexandria, VA: ASCD.)

Dr. Bill Sanders and colleagues reported the following:

“the most important factor affecting student learning is the teacher. In addition, results show wide variation in effectiveness among teachers. The immediate and clear implication of this finding is that seemingly more can be done to improve education by improving the effectiveness of teachers than by any other single factor. Effective teachers appear to be effective with students of all achievement levels, regardless of the level of heterogeneity in their classrooms.” (Wright, S. P., Horn, S. P., & Sanders, W. L. (1997). *Teacher and classroom context effects on student achievement: Implications for teacher evaluation*. *Journal of Personnel Evaluation in Education*, 11, 57–67, p. 63.)

Equity in Education is a foundational component to Governor Walz's Due North Education Plan. To improve student learning for all, each student must be provided the experiences they need to successfully learn.

“Educational equity is the condition of justice, fairness and inclusion in our systems of education so that all students have access to the opportunities to learn and develop to their fullest potentials. The pursuit of educational equity recognizes the historical conditions and barriers that have prevented opportunity and success in learning for students based on their races, incomes, and other social conditions. Eliminating those structural

and institutional barriers to educational opportunities requires systemic change that allows for distribution of resources, information and other support depending on the student’s situation to ensure an equitable outcome.”
 (file:///C:/Users/MUSER/Downloads/Minnesota's%20Equity%20Commitments.pdf)

The Minnesota K-12 Academic Standards are the statewide expectations for student learning in K-12 public schools. School districts are required to put state standards into place so all students have access to high-quality content and instruction. (MDE Website) One of the best ways to ensure the standards are addressed is to make a concerted effort to align district curriculums to the standards. “Curriculum alignment is a significant goal as research indicates it leads to better student learning.” (Biggs, 2014;Squires, 2012;Watermeyer 2011). As a part of the alignment process, we have and will continue to assist teachers in pacing the curriculum, prioritizing learning activities and provide quality learning experiences while also ensuring there are opportunities to scaffold and extend learning..

The MRVED school districts recognize that the state of Minnesota has three major curriculum standards adopted in the next three years in core learning areas. As such, there is collective commitment to curriculum review and professional development for staff being a part of our school improvement process.

Updated 11/14/2024 4

Instructional Hours

BENSON - confirmed Student Grade Level	2025-2026 Instructional Hours	2026-2027 Instructional Hours	2027-2028 Instructional Hours
Kindergarten without disability	1086.13	1086.13	1086.13
Grades 1-4	1086.13	1086.13	1086.13
Grades 5-6	1123.55	1123.55	1123.55
Grades 7-12	1105.85	1105.85	1105.85

DAWSON-BOYD Student Grade Level	2025-2026 Instructional Hours	2026-2027 Instructional Hours	2027-2028 Instructional Hours
Kindergarten without disability	1037.73	1037.73	1037.73
Grades K-4	1037.73	1037.73	1037.73
Grades 5-6	1052.07	1052.07	1052.07

DAWSON-BOYD Student Grade Level	2025-2026 Instructional Hours	2026-2027 Instructional Hours	2027-2028 Instructional Hours
Grades 7-12	1066.40	1066.40	1066.40

IVANHOE Student Grade Level	2025-2026 Instructional Hours	2026-2027 Instructional Hours	2027-2028 Instructional Hours
Kindergarten without a disability	1125	1125	1125
Grades 1-6	1125	1125	1125
Grades 7-12	N/A	N/A	N/A

LAC QUI PARLE VALLEY Student Grade Level	2025-2026 Instructional Hours	2026-2027 Instructional Hours	2027-2028 Instructional Hours
Kindergarten without a disability	1087.5	1087.5	1087.5
Grades 1-6	1087.5	1087.5	1087.5
Grades 7-12	1104.9	1104.9	1104.9

LAKEVIEW Student Grade Level	2025-2026 Instructional Hours	2026-2027 Instructional Hours	2027-2028 Instructional Hours
Kindergarten without disability	1139	1139	1139
Grades 1-6	1139	1139	1139
Grades 7-12	1145	1145	1145

MINNEOTA Student Grade Level	2025-2026 Instructional Hours	2026-2027 Instructional Hours	2027-2028 Instructional Hours
Kindergarten without a disability	1116	1116	1116
Grades 1-6	1142.5	1142.5	1142.5
Grades 7-12	1117	1117	1117

MONTEVIDEO Student Grade Level	2025-2026 Instructional Hours	2026-2027 Instructional Hours	2027-2028 Instructional Hours
Kindergarten without a disability	1096	1096	1096
Grades 1-3	1106	1106	1106
Grades 4-7	1141	1141	1141
Grades 8-12	1131	1131	1131

ORTONVILLE confirmed Student Grade Level	2025-2026 Instructional Hours	2026-2027 Instructional Hours	2027-2028 Instructional Hours
Kindergarten without disability	1111	1111	1111
Grades 1-4	1111	1111	1111
Grades 5-6	1111	1111	1111
Grades 7-12	1111	1111	1111

RENVILLE COUNTY WEST Student Grade Level	2025-2026 Instructional Hours	2026-2027 Instructional Hours	2027-2028 Instructional Hours
Kindergarten without a disability	1190	1190	1190
Grades 1-6	1190	1190	1190
Grades 7-12	1190	1190	1190

Exemptions

Does the proposed program request exemption from any specific state rules ([Minn. R. 3500.1000, subp. 3 \[2024\]](#))? Select radio button no or yes.

No Yes

If yes, please identify the Minnesota Rules and the reason for exemption: The nine districts wish to utilize the FLY to start prior to Labor Day to help create a more efficient use of MRVED staff for the purpose of improved professional learning. Improved professional learning is directly linked to greater student achievement.

Updated 11/14/2024 5

Public Hearings and Other Outreach

Statute requires three hearings per district.

School District Name: Benson Public Schools

BENSON Meeting Date and Time	# attendees who were not district staff or board	Concerns Raised	How Concerns Have Been Addressed
September 9, 2024	4	No concerns raised by the public. Board comment on value of added instructional time before assessments and the impacts to athletics and students participating in the state fair.	Students and staff are welcome to attend and is an excused absence. Have not seen a spike in absences during this time.
October 14, 2024	5	No concerns raised by public	NA
November 12, 2024	10	No concerns raised by public	NA
<p>Information regarding how meetings were advertised: Agenda was posted on the District Office Bulletin Board along with email and texts sent to all parents and guardians.</p> <p>What other ways did the district(s) solicit input from stakeholders?</p> <ul style="list-style-type: none"> • Surveys conducted with staff and students. • 75% of staff favored starting before Labor Day • 57% of students in grades 9-12 favored starting before Labor Day 			

DAWSON-BOYD Meeting Date and Time	# attendees who were not district staff or board	Concerns Raised	How Concerns Have Been Addressed
<p>Information regarding how meetings were advertised:</p>			

IVANHOE	# attendees who were not district staff or board	Concerns Raised	How Concerns Have Been Addressed
Meeting Date and Time			
Information regarding how meetings were advertised:			

LAC QUI PARLE VALLEY	# attendees who were not district staff or board	Concerns Raised	How Concerns Have Been Addressed
Meeting Date and Time			
October 18, 2024	None		
November 4, 2024	None		
November 12, 2024	2	The parents present stated that they do not want to move to a 4-day week or a major change to our current calendar.	Throughout the dialogue, both were supportive of our proposed calendar. They asked clarifying questions about year round school or a 4 day week. They were very happy to hear there were no plans to move to either of these models. Both were supportive of the proposed calendar.
Information regarding how meetings were advertised: Three meetings were held, one at each of our district buildings to gather information from across the district. The date and time of each meeting was made public in the local newspaper, Facebook, and the district website. The invitations were also posted outside of the district office.			

LAKEVIEW	# attendees who were not district staff or board	Concerns Raised	How Concerns Have Been Addressed
Meeting Date and Time			
Information regarding how meetings were advertised:			

MINNEOTA	# attendees who were not district staff or board	Concerns Raised	How Concerns Have Been Addressed
Meeting Date and Time			
Information regarding how meetings were advertised:			

MONTEVIDEO	# attendees who were not district staff or board	Concerns Raised	How Concerns Have Been Addressed
Meeting Date and Time			
November 12, 2024 @ 6pm			
November 20, 2024 @ 3:30pm			
November 25, 2024 @ 5:30pm			
Information regarding how meetings were advertised: Meetings were advertised on the district website, district newsletter, district messenger, social media, and board agenda posting			

ORTONVILLE	# attendees who were not district staff or board	Concerns Raised	How Concerns Have Been Addressed
Meeting Date and Time			
September 16, 2024	5	None	NA
October 21, 2024	4	None	NA
November 18, 2024	1	None	NA
Information regarding how meetings were advertised: Meetings with agendas posted on the school website. Notifications via local radio and newspapers a week ahead of the scheduled meetings.			

RENVILLE COUNTY WEST	# attendees who were not district staff or board	Concerns Raised	How Concerns Have Been Addressed
Meeting Date and Time			
October 28, 2024 @ 6 PM	0	None	NA

RENVILLE COUNTY WEST Meeting Date and Time	# attendees who were not district staff or board	Concerns Raised	How Concerns Have Been Addressed
November 12, 2024 @ 6 PM	0	None	NA
November 21, 2024 @ 6 PM	0	None	NA
Information regarding how meetings were advertised: Meetings were posted in the local newspaper in Olivia, MN, on the school webpage, on Facebook and in Daily Announcements which are available to all district families.			

Negotiations

Have you completed negotiations? Select check boxes that are applicable:

Have you completed negotiations? Please type "X" to indicate your answer.

Yes, negotiations are complete. Attach signed Memoranda of Understanding related to Flexible Learning Year (label as Attachment B).

No, the negotiations are in process. Explain: Enter text here

Not applicable. Explain: Teachers are contracted for a specified number of days that are in alignment with the FLY calendars. Start and end dates are not a part of the negotiated teacher contract. Each teacher's union was informed and conducted conversation with their superintendent regarding continuing this opportunity with the MRVED schools.

Board Approval

Has your school board(s) approved this flexible learning year program? Select radio button yes or no.

Has your school board(s) approved this flexible learning year program? Type "X" to indicate your answer.

Yes. If yes, attach school board minutes (please label as Attachment C). If a consortium, attach school board minutes from each district.

No. If no, do not submit the application until the school board(s) have approved this program.

Updated 11/14/2024 6

Assurances

Select check box to identify each applicable assurance.

District(s) assures that MDE will receive a final evaluation report by August 15 following the end of the approval period. **Because of a weekend, for a three-year application, this will fall on Monday, August 16, 2027. This evaluation must include analysis of whether goals were met and what adjustments were made along the way to increase likelihood that they would be.**

District superintendent and school board chair assure that school calendars during the proposed school year will comply with [Minnesota Statutes 2024, section 120A.40](#), and the number of instructional hours will comply with [Minnesota Statutes 2024, section 120A.41](#).

If the proposed program involves alternative eligibility for special education services, the superintendent and school board chair assure that parents whose children will be involved will be fully informed at the individualized education program (IEP) meeting and shall have the opportunity to approve or disapprove of placement in the experimental program. If this does not apply, leave blank.

District superintendent and school board chair assure the proposed program complies with the Compulsory Instruction Statute ([Minn. Stat., section 120A.22 \[2024\]](#)).

District superintendent and school board chair assure the proposed program does not request or permit exception to statutes covering employment of unlicensed teachers and aid reduction ([Minn. Stat. 2024, section 124D.127 \[2024\]](#)).

District superintendent and school board chair assure the proposed program does not discriminate on the basis of race, color, creed, religion, marital status, status with regard to public assistance, sex or national origin when assigning pupils to attendance groups ([Minn. Stat., section 124D.123 \[2024\]](#)).

All facilities maintained by the district are covered in the district's application, so [Minnesota Statutes 2024, section 124D.125](#) does not apply.

If this application covers fewer than all of the facilities maintained in the district, there are additional requirements ([Minn. Stat., section 124D.125 \[2024\]](#)). The district superintendent and school board chair assure that:

The board of the district has made every reasonable effort to assign qualified teachers who prefer a traditional schedule to facilities of the same level retaining a traditional schedule.

- A full-time teacher currently employed by a district that converts to a flexible learning year program will not, without the teacher's written consent, be required to teach under this program; (1) more or less than the number of scheduled days or their equivalent the facilities of the district were maintained during the year preceding implementation of the flexible learning year program; (2) in a period of the calendar year substantially different from the period in which the teacher taught during the year preceding implementation of the flexible learning year program.
- In no event will a teacher's continuing contract rights to a position held the year preceding implementation of a flexible learning year program or teaching experience earned during a probationary

period the year preceding implementation be lost or impaired upon adoption of a flexible learning year program. If the year of teaching preceding implementation was the end of a probationary period, the continuing contract right to a full year's contract which normally would be acquired for the next succeeding learning year will be acquired in the year of adoption of the flexible program.

- The district has entered into one contract governing the entire learning year with each teacher employed in a flexible program.
- If individual teachers contract to teach less than a period of 175 days during a learning year, each 175 days of employment accrued during any five-year period after the adoption of a flexible learning year program will be deemed consecutive and constitute a full year's employment for purposes of establishing and retaining continuing contract rights to a full learning year position ([Minn. Stat., section 122A.40, subd. 5 and 7 \[2024\]](#); [Minn. Stat., section 122A.41, subd. 2 and 4 \[2024\]](#)).
- A teacher who has not been discharged or advised of a refusal to renew the teacher's contract by the applicable date, as specified in [Minnesota Statutes, section 122A.40 or 122A.41 \[2024\]](#), in the year in which the teacher will complete the requisite number of days for securing a continuing contract will have a continuing full learning year contract with the district.
- Continuing contract rights established pursuant to this section will not be impaired or lost by the termination of a flexible learning year program.

Attachments

Attachment A: Academic Calendars for 2024-25, 2025-26 and 2026-27 for all applicant districts. Four-Day Week applicants should also submit calendars for 2027-28, 2028-29, and 2029-30. (If not available, submit to MDE by the deadline for the 2027-28 year, (yet to be determined)).

Benson

Dawson-Boyd

Ivanhoe

Lac qui Parle Valley

Lakeview

Minneota

Montevideo

Ortonville

Renville County West

Attachment B: Signed Memoranda of Understanding (if applicable). ****NOT APPLICABLE****

Attachment C: School Board minutes that approved this specific plan to be submitted to MDE to be considered for approval by the commissioner of education.

Benson

Dawson-Boyd

Ivanhoe

Lac qui Parle Valley

Lakeview

Minneota

Montevideo

Ortonville

Renville County West

Signatures

By signing below, we hereby agree to fully comply with the above assurances. See attached signature pages from participating districts.