

Board of Education Workshop Meeting

Tuesday, September 17, 2024 7:30 PM

Town Campus Hammonasset Room/Zoom, 10 Campus Drive , Madison, CT 06443

I. Call to Order / Attendance

I.A. Pledge of Allegiance

II. School / Community Session

II.A. Public Participation

III. Superintendent's Report

Speaker(s): Craig A. Cooke, Ph.D.

III.A. Class of 2025 Graduation date - June 12

III.B. Presentation: Academic Results

IV. Board Members' Comments

V. Audience Response to Information Presented (Ref. Bylaw #9540.10)

VI. Future Agenda Items

VII. Adjournment

VIII. **The Town of Madison does not discriminate on the basis of disability, and the meeting facilities are ADA accessible. Individuals who need assistance are invited to make their needs known by contacting the Town ADA/Human Resources Director, Debra Ferrante, at 203-245-6310 or by email at ferranted@madisonct.org at least five (5) business days prior to the meeting.**



Academic Report for School Year 2023-2024

September 17, 2024

Madison Board of Education

Participation Rate History for ALL & High Needs Students by Building

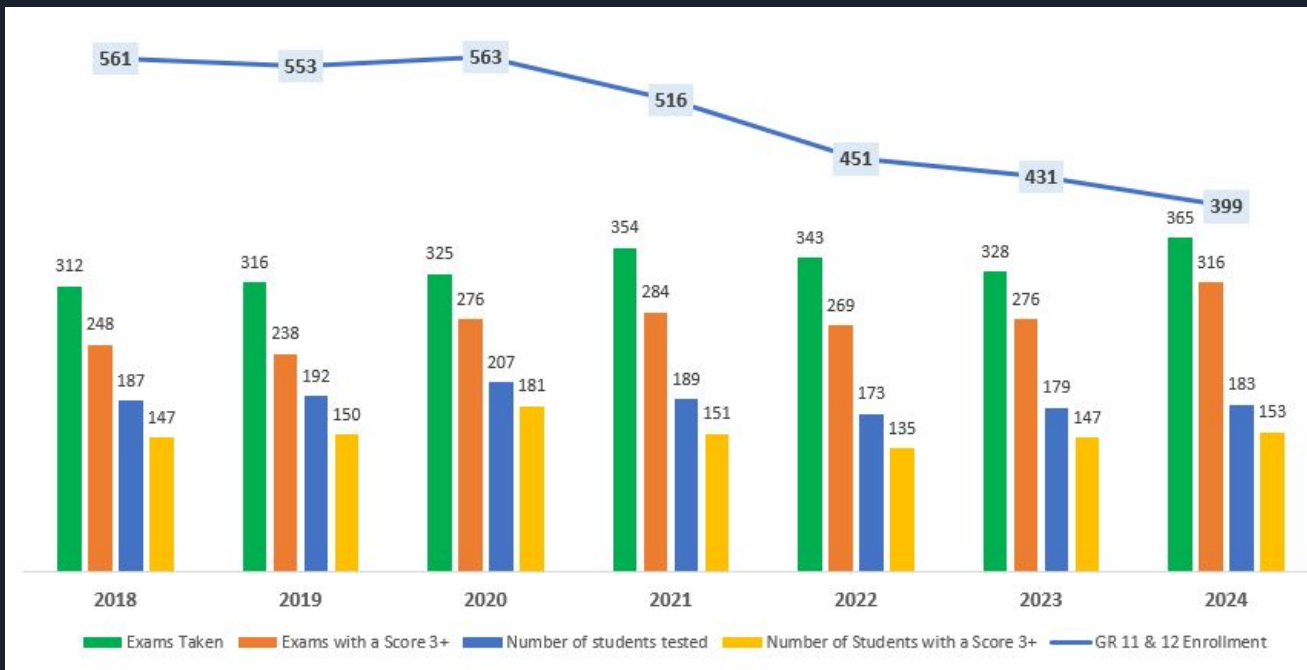
		2019		2021		2022		2023		2024	
		All Students	High Needs Students	All Students	High Needs Students	All Students	High Needs Students	All Students	High Needs Students	All Students	High Needs Students
DHHS	CT SAT DAY	99.6%	97.6%	93.0%	72.0%	98.2%	97.8%	99.5%	97.1%	99.5	100.0%
	NGSS (GR 11)	99.6%	97.6%	91.3%	83.3%	96.3%	97.3%	97.6%	97.0%	97.4	96.7 %
Polson	SBA-ELA	83.1%	89.3%	96.9%	93.8%	98.0%	96.0%	99.6%	97.7%	99.6	98.8%
	SBA-MATH	82.7%	88.0%	96.4%	90.7%	98.0%	96.0%	99.6%	97.7%	99.6	98.8 %
	NGSS (GR 8)	74.5%	85.4%	94.1%	77.8%	97.4%	97.1%	100.0%	100.0%	98.9	95.0%
Brown	SBA-ELA	93.3%	85.1%	98.4%	96.7%	99.0%	97.1%	100.0%	100.0%	99.7	98.5%
	SBA-MATH	92.8%	85.1%	98.4%	96.7%	99.0%	97.1%	100.0%	100.0%	99.7	98.5%
	NGSS (GR 5)	93.7%	91.9%	100.0%	100.0%	98.8%	94.1%	99.5%	97.4%	99.4	96.8%
Ryerson	SBA-ELA	96.2%	91.7%	98.6%	94.4%	100.0%	100.0%	98.8%	100.0%	98.8	100.0%
	SBA-MATH	96.2%	91.7%	98.6%	94.4%	100.0%	100.0%	98.8%	100.0%	98.8	100.0%
Jeffrey	SBA-ELA	99.3%	100.0%	98.9%	100.0%	99.0%	100.0%	100.0%	100.0%	100	100.0%
	SBA-MATH	99.3%	100.0%	98.9%	100.0%	99.0%	100.0%	100.0%	100.0%	100	100.0%

Group participation rate is below 95%



Daniel Hand High School

Grades 11-12 2018-2024 AP Exam Participation & Score Detail



Reflection

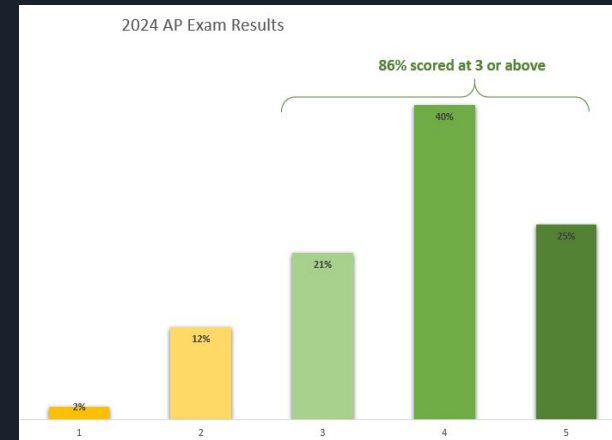
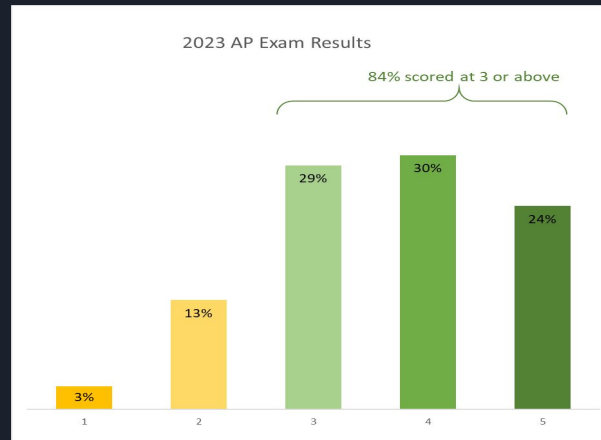
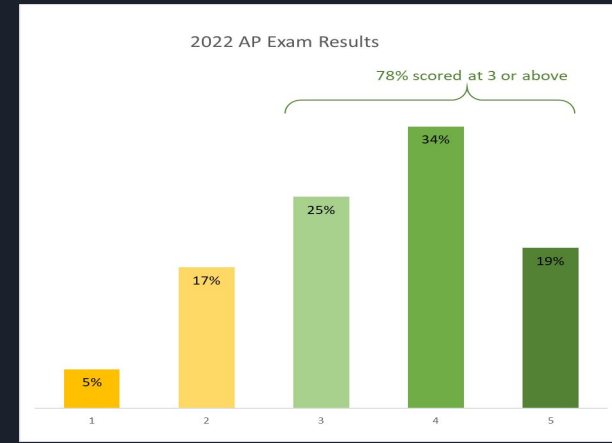
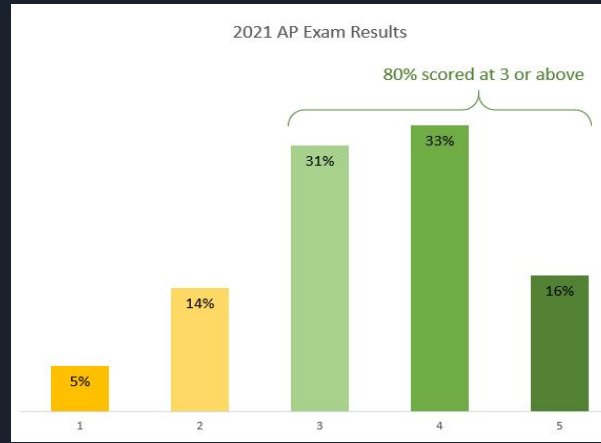

- ❖ In 2024 - 16 teachers offered AP extra help sessions
- ❖ Survey results indicated that students who attended these sessions, found it very helpful
- ❖ Extra sessions allowed focus on the curriculum during class time and test prep during the extra help sessions

Action Plan

- ❖ Encourage increased student participation in AP classes, extra help sessions and AP testing
- ❖ Continue to offer AP extra help sessions for all courses



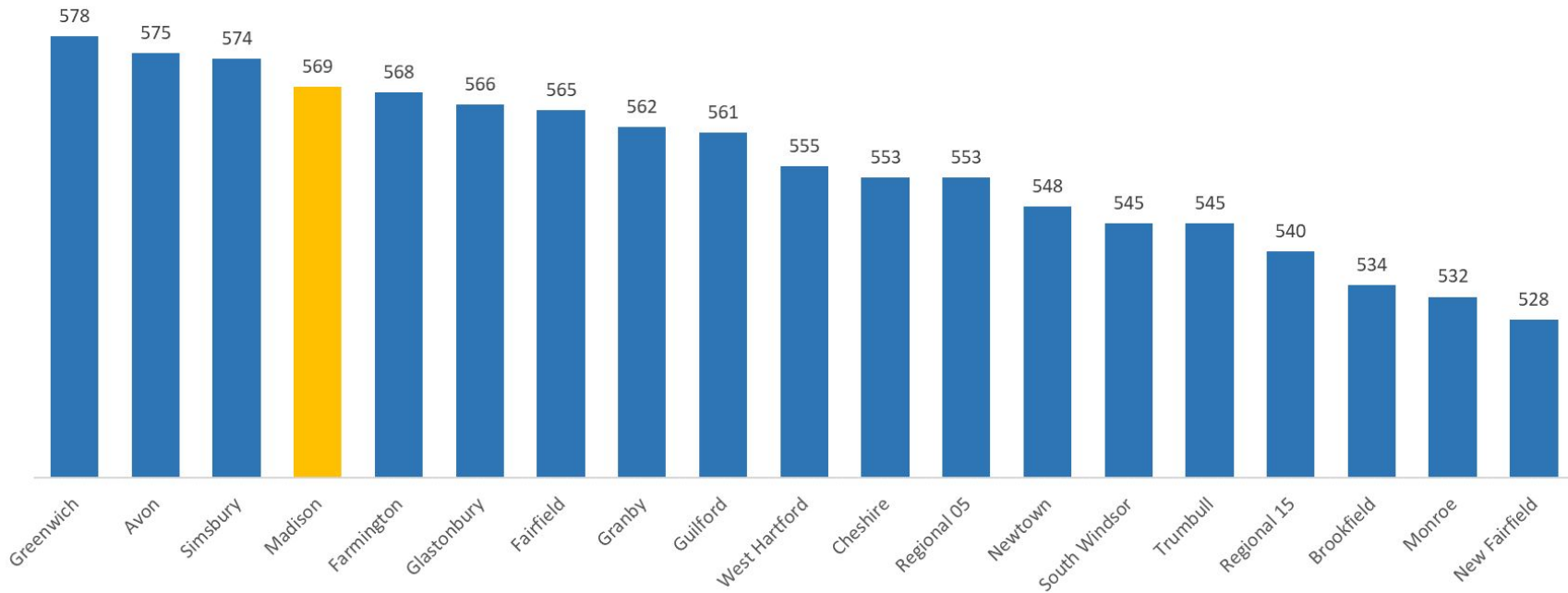
TRENDS in AP SCORES



Daniel Hand High School

CT SAT DAY DRG B Ranking: Evidenced Based Reading & Writing

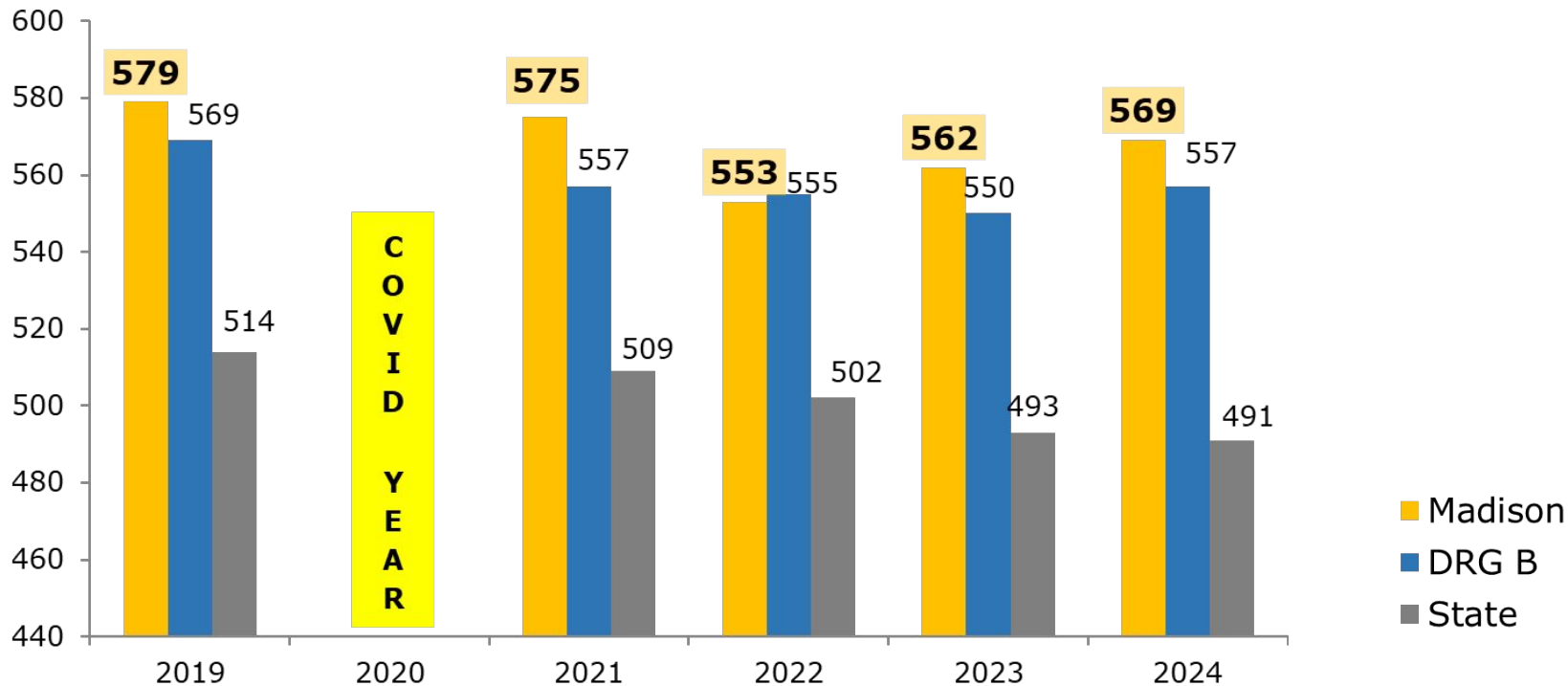
by district average score



Daniel Hand High School

CT SAT DAY Average Score Comparison: English Language Arts

Madison, DRG B and the State of CT



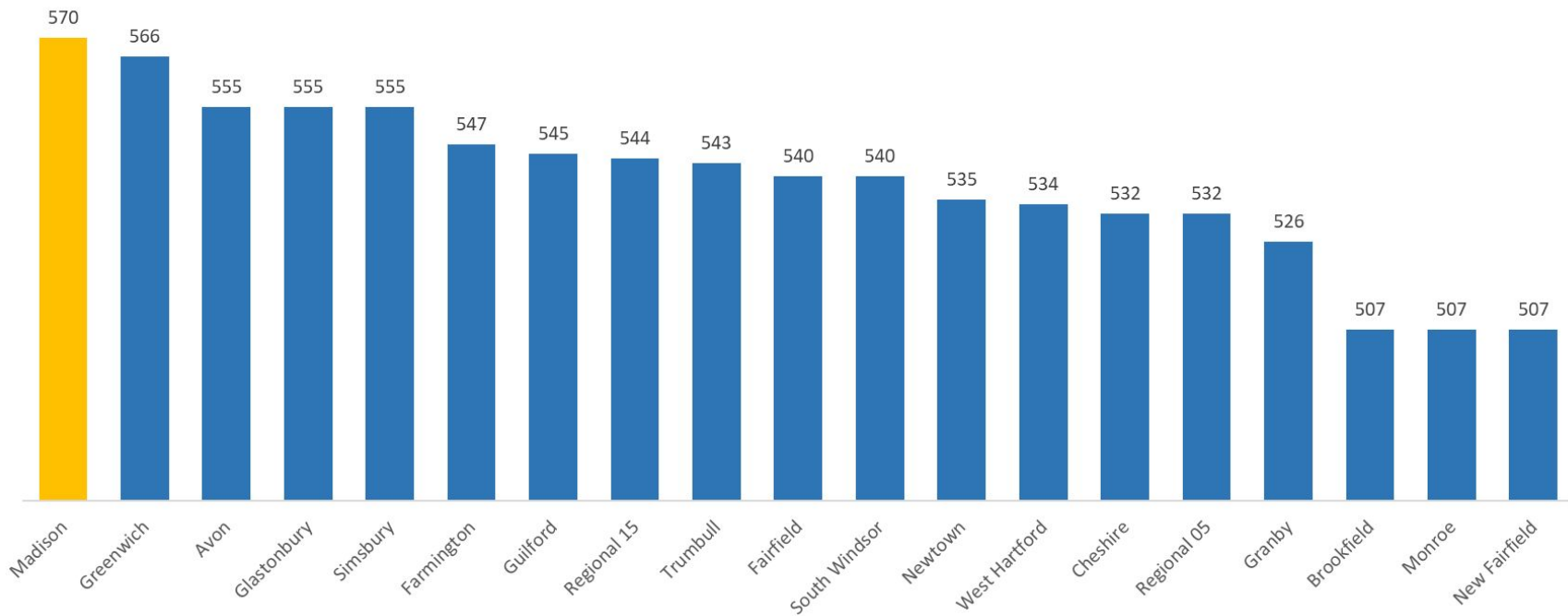
- 19 & 22 Data from Scores reported in CSDE EdSight-Public site
- 21 results are from CSDE district data file disaggregated into 3 different learning models. Not all test takers scores represented, as State suppressed student scores for learning models with less than students.
- 24 Data from Scores reported in CSDE EdSight-Secure site



Daniel Hand High School

CT SAT DAY DRG B Ranking: Mathematics

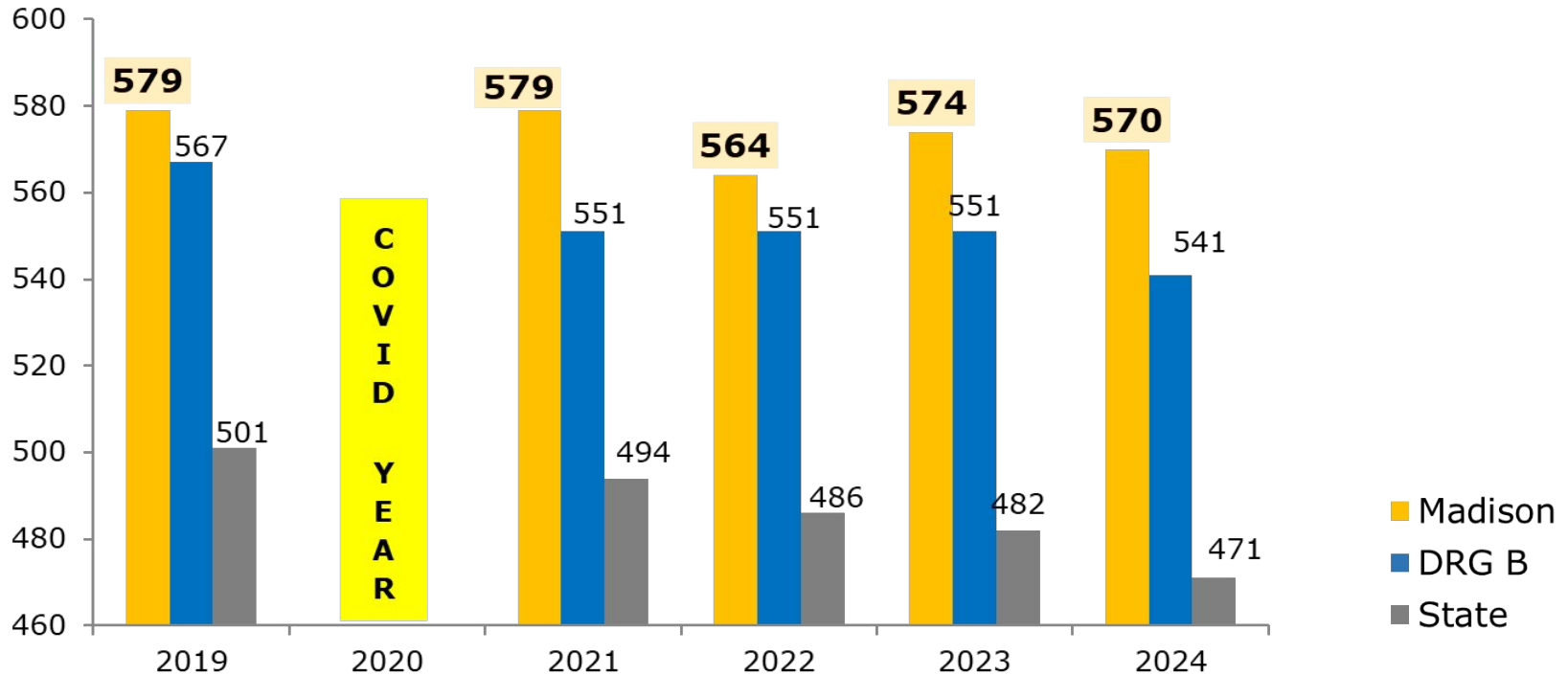
by district average score



Daniel Hand High School

CT SAT DAY Average Score Comparison: Mathematics

Madison, DRG B and the State of CT



- 19 & 22 Data from Scores reported in CSDE EdSight-Public site
- 21 results are from CSDE district data file disaggregated into 3 different learning models. Not all test takers scores represented, as State suppressed student scores for learning models with less than students.
- 24 Data from Scores reported in CSDE EdSight-Secure site



Daniel Hand High School

SAT School Day State Top 10: *by district average score*

English Language Arts

Westport	DRG A	612
Darien	DRG A	605
Wilton	DRG A	605
Weston	DRG A	600
New Canaan	DRG A	599
Ridgefield	DRG A	590
Greenwich	DRG B	578
Avon	DRG B	575
Simsbury	DRG B	574
Madison	DRG B	569



Mathematics

Westport	DRG A	602
Wilton	DRG A	599
Darien	DRG A	594
New Canaan	DRG A	588
Ridgefield	DRG A	573
Madison	DRG B	570
Greenwich	DRG B	566
Weston	DRG A	562
Avon	DRG B	555
Glastonbury	DRG B	555



Madison Public Schools District

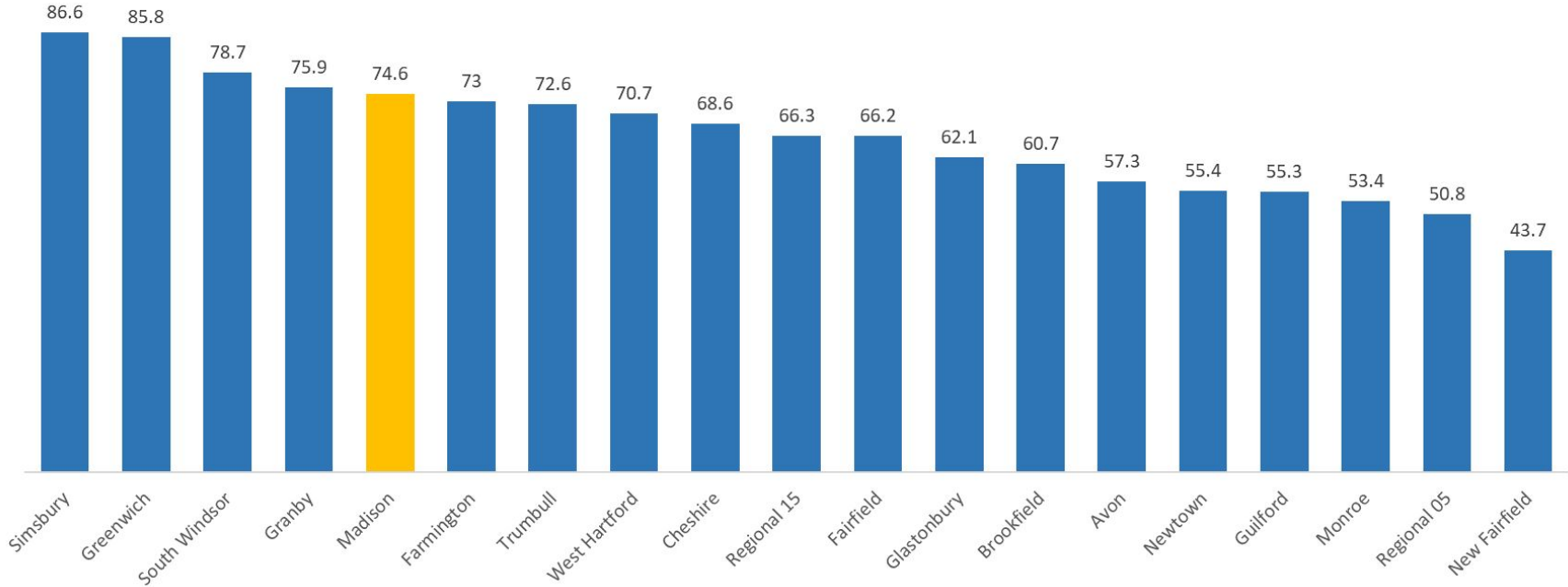
SAT Targeted Areas of Growth

Evidenced Based Reading & Writing		Mathematics	
2023	2024	2023	2024
Ranked 13th in the state out of 137 CT high schools	Ranked 10th in the state out of 137 CT high schools	Ranked 9th in the state out of 137 CT high schools	Ranked 6th in the state out of 137 CT high schools
<u>Needs to Strengthen</u> Command of Evidence - 10% Words in Context - 7% Expression of Ideas - 9% Conventions of English - 15%	<u>Needs to Strengthen</u> Information & Ideas - 3% Craft & Structure - 5% Expression of Ideas - 12% Standard English Conventions - 15%	<u>Needs to Strengthen</u> Heart of Algebra - 5% Problem Solving - 12% Advanced Math - 14%	<u>Needs to Strengthen</u> Heart of Algebra - 6% Problem Solving & Data Analysis - 12% Geometry & Trig - 9% Advanced Math - 4%
Reflection & Action Plan		Reflection & Action Plan	
Focus on building strategies within the Expression of Ideas strand including topic development, organization and rhetorical analysis.	Continue to build strategies and resources to support growth in Expression of Ideas and Standard English Conventions. Review and integrate College Board and Princeton review question samples into classes (these updated materials will support our work with the new SAT strands).	Students were exposed to SAT type questions weekly in all grade 9 - 11 mathematics courses. DESMOS calculator embedded in math instruction to familiarize students with the features of the calculator as a tool and resource	Continue to build strategies and resources to support growth in Problem Solving & Data Analysis and Geometry & Trigonometry. Continue to embed DESMOS calculator in instruction and assessments to provide opportunities for students to familiarize themselves on how to use the DESMOS calculator on the SAT.



NGSS DRG B Ranking: SCIENCE Grade 11

by % of students at level 3 & 4



Daniel Hand High School

NGSS Analysis


Findings

NGSS has 3 Bands

(Proficient or Higher)

- Earth/Space Science: (22) 80% → (23) 84% → (24) 93%
- Life Science: (22) 76% → (23) 83% → (24) 94%
- Physical Science: (22) 82% → (23) 89% → (24) 92%

Time on test

- Average length of time
 - 2022 → 54 minutes
 - 2023 → 60 minutes
 - 2024 → 72 minutes  test prep video

No. of students at level 1 lowest in three years

- Percent of students at Level 1
 - 2022 → 21.3%
 - 2023 → 11.1%
 - 2024 → 4.0%

Plan

- Use data to drive informed decisions during the 2024-25 curriculum revision cycle
- Continue to encourage students with limited math proficiency to enroll in conceptual science course electives such as conceptual chemistry and conceptual physics prior to core class
- Continue Interim Assessment Blocks
 - 2024-25 Targeted sciences courses will increase the number of IABs administered
- 2024 test administration procedures
 - Delayed start for 9th, 10th, and 12th grade
 - NGSS test administered by science teachers
 - NGSS test prep [video](#) and practice test
- 2024 Discuss ways to recognize and celebrate student performance



2019-2024 Grades 11 **NGSS** - *Percent of Students at/above Goal*

	2019	2021	2022	2023	2024
Grade 11	50%	75%	53%	62%	75%





District Smarter Balanced Results

Overall Performance on SBA by Subject & Grade - *Percentage at Level 3 or Above*

English Language Arts

	18-19	20-21	21-22	22-23	23-24	Growth Between 23 & 24
Grade 3	82%	70%	78%	75%	80%	+5
Grade 4	74%	78%	74%	82%	85%	+3
Grade 5	69%	75%	83%	80%	82%	+2
Grade 6	70%	70%	75%	79%	82%	+3
Grade 7	66%	70%	71%	78%	80%	+2
Grade 8	55%	77%	62%	76%	78%	+2

Mathematics

	18-19	20-21	21-22	22-23	23-24	Growth Between 23 & 24
Grade 3	84%	68%	79%	81%	84%	+3
Grade 4	74%	72%	68%	81%	83%	+2
Grade 5	61%	61%	71%	73%	78%	+5
Grade 6	64%	70%	81%	83%	81%	-2
Grade 7	68%	72%	71%	81%	81%	0
Grade 8	52%	72%	62%	76%	76%	0



Madison Public Schools District

SBA Grade 3-8 Combined **State Top 10:** *by district % at or above GOAL*

English Language Arts



New Canaan	DRG A	86.6
Darien	DRG A	81.7
Woodbridge	DRG B	81.5
Madison	DRG B	80.9
Wilton	DRG A	80.8
Ridgefield	DRG A	79.8
Weston	DRG A	79.2
Westport	DRG A	78.6
Regional 12	DRG C	77.7
Sherman	DRG C	77.4

Mathematics



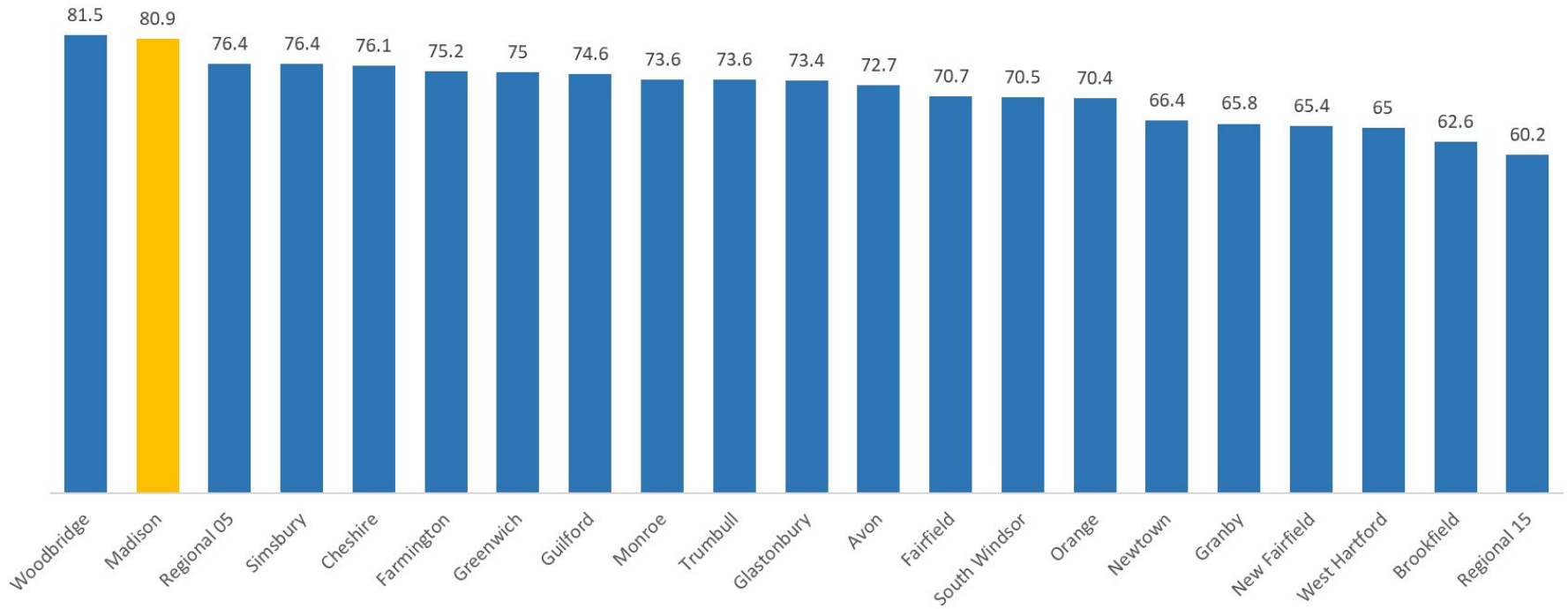
New Canaan	DRG A	83.9
Darien	DRG A	82.1
Wilton	DRG A	80.7
Madison	DRG B	80.3
Woodbridge	DRG B	79.5
Westport	DRG A	79.2
Ridgefield	DRG A	78.2
Weston	DRG A	77.6
Easton	DRG A	76.7
Redding	DRG A	76.4



Madison Public Schools District

All Grades Combined DRG B Ranking: Spring 24 SBA ELA (GR 3-8)

by district % at or above GOAL



Madison Public Schools District

DRG B Ranking by Grade: Spring 24 SBA ELA

by % at or above GOAL



Madison Public Schools District



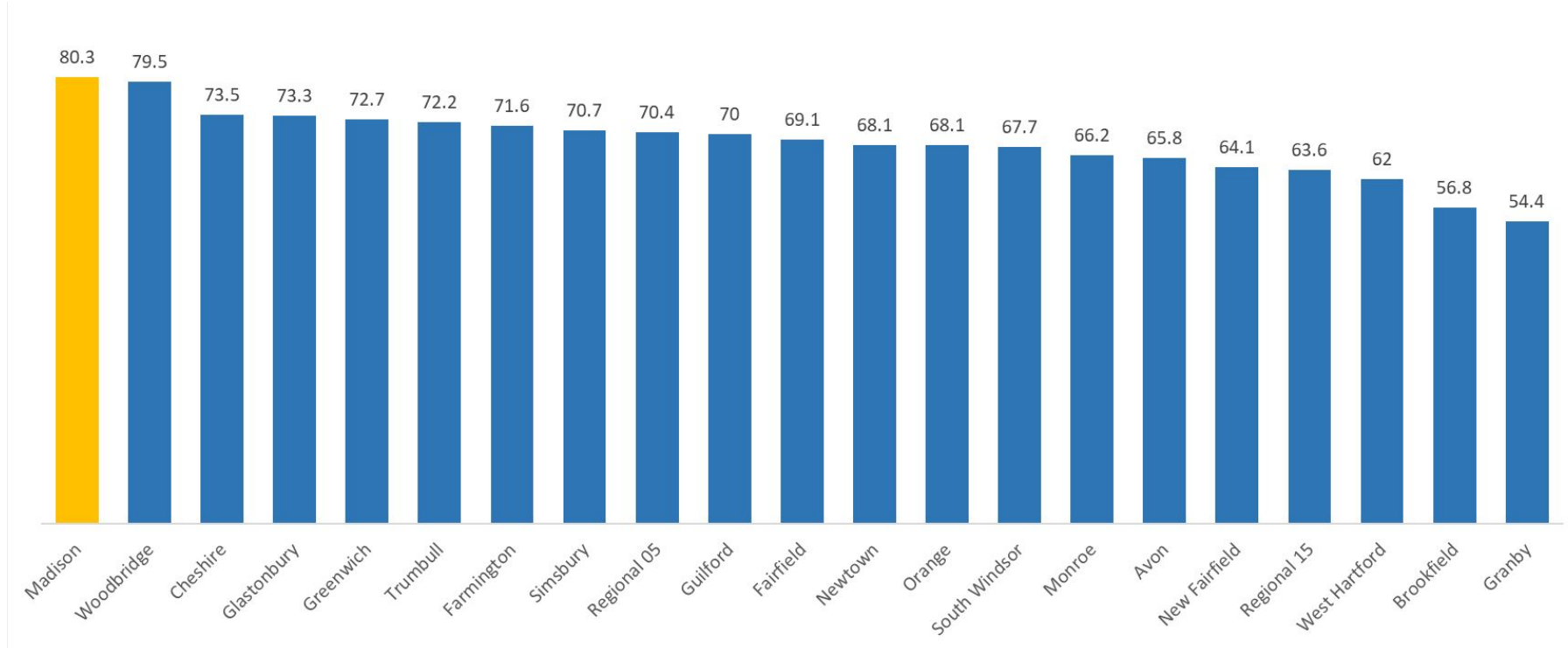
Madison Public Schools



Other Districts in DRG B

All Grades Combined DRG B Ranking: Spring 24 SBA Math (GR 3-8)

by district % at or above GOAL



Madison Public Schools District

DRG B Ranking by Grade: Spring 24 SBA Math

by % at or above GOAL



Madison Public Schools District

 Madison Public Schools  Other Districts in DRG B



**WP
MS**

Polson Middle School

2019-2024 Grades 6-8 SBA **ELA** - *Percent of Students at/above Goal*

	2019	2021	2022	2023	2024
Grade 6	70%	70%	75%	79%	82%
Grade 7	67%	70%	71%	78%	80%
Grade 8	55%	77%	62%	76%	78%



ELA Priorities

- Collaborate with general and special education teachers to use available resources and instructional practices that provide differentiated instruction which meets the needs of all learners.
- Apply key literacy non-fiction reading/writing connections and strategies in our units as well as communicate to other content areas.
- Continue to use PLCs and coaching cycles to address instructional approaches.
- Expand vocabulary instructional practices, both in ELA and related content areas, as it relates to comprehension.

2019-2024 Grades 6-8 SBA **Math** - *Percent of Students at/above Goal*

	2019	2021	2022	2023	2024
Grade 6	64%	70%	81%	83%	81%
Grade 7	69%	72%	71%	81%	81%
Grade 8	52%	72%	62%	76%	76%



Math Priority

Concepts and Procedures:

- Use Looking at Student Work PLC protocols to identify specific math standards and targets to developing student understanding.
- Collaborate with math teachers and special education teachers to ensure concepts and procedures are strategically taught and assessed.
-
- Continuously review curriculum to ensure that it is accessible to all students.
-
- Provide professional development and coaching to assist teachers in developing student perseverance when learning new concepts.

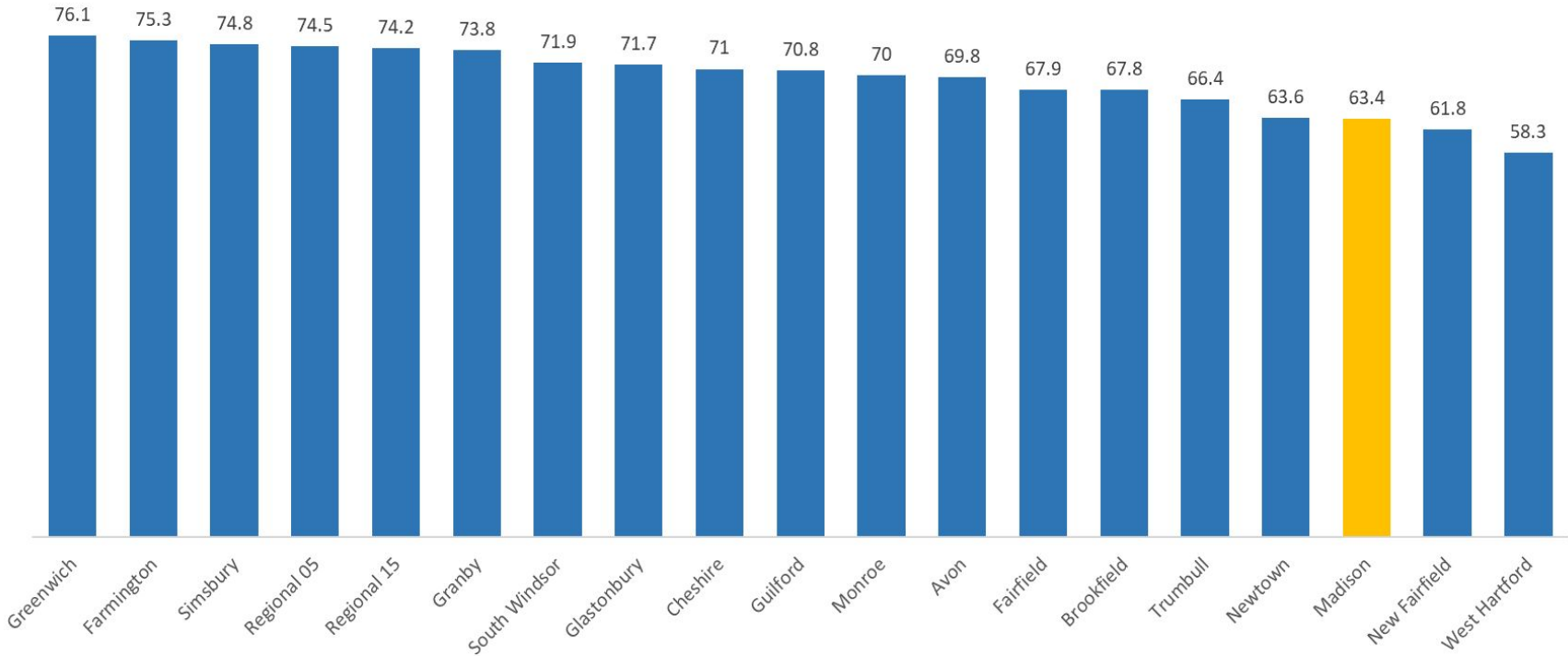
2019-2024 Grades 8 **NGSS** - *Percent of Students at/above Goal*

	2019	2021	2022	2023	2024
Grade 8	50%	70%	63%	67%	63%



NGSS DRG B Ranking: SCIENCE Grade 8

by % of students at level 3 & 4



Polson Middle School

Science Priorities

- Review science units to determine how each lesson aligns with the NGSS and update curriculum as needed.
- Analyze data to identify current strengths and weaknesses in grade 8. Develop an action plan with teachers to address the areas of concern.
- Identify resources to support nonfiction reading comprehension to expose students to NGSS style questions.



Brown Intermediate School

2019-2024 Grades 4 & 5 SBA **ELA** - *Percent of Students at/above Goal*

	2019	2021	2022	2023	2024
Grade 4	74%	78%	75%	82%	85%
Grade 5	69%	75%	83%	80%	82%



Brown Intermediate School

2019-2024 Grades 4 & 5 SBA **Math** - *Percent of Students at/above Goal*

	2019	2021	2022	2023	2024
Grade 4	74%	72%	68%	81%	84%
Grade 5	61%	61%	71%	73%	78%



Brown Intermediate School

ELA Priorities

- Professional development and coaching cycles related to small group instruction and differentiation.
- Preparing for a cohesive pre-k-5 school:
 - Apply key literacy non-fiction reading/writing connections and strategies in our units as well as communicate to other content areas.
 - Expand vocabulary instructional practices as it relates to comprehension.

Math Priorities

- Implementing Building Thinking Classroom strategies particular the use of vertical boards and random grouping
- Engage students in solving rich problems that are low floor, high ceiling making them accessible to all learners
- Build student perseverance when solving problems independently



Brown Intermediate School

2019-2024 Grades 5 **NGSS** - *Percent of Students at/above Goal*

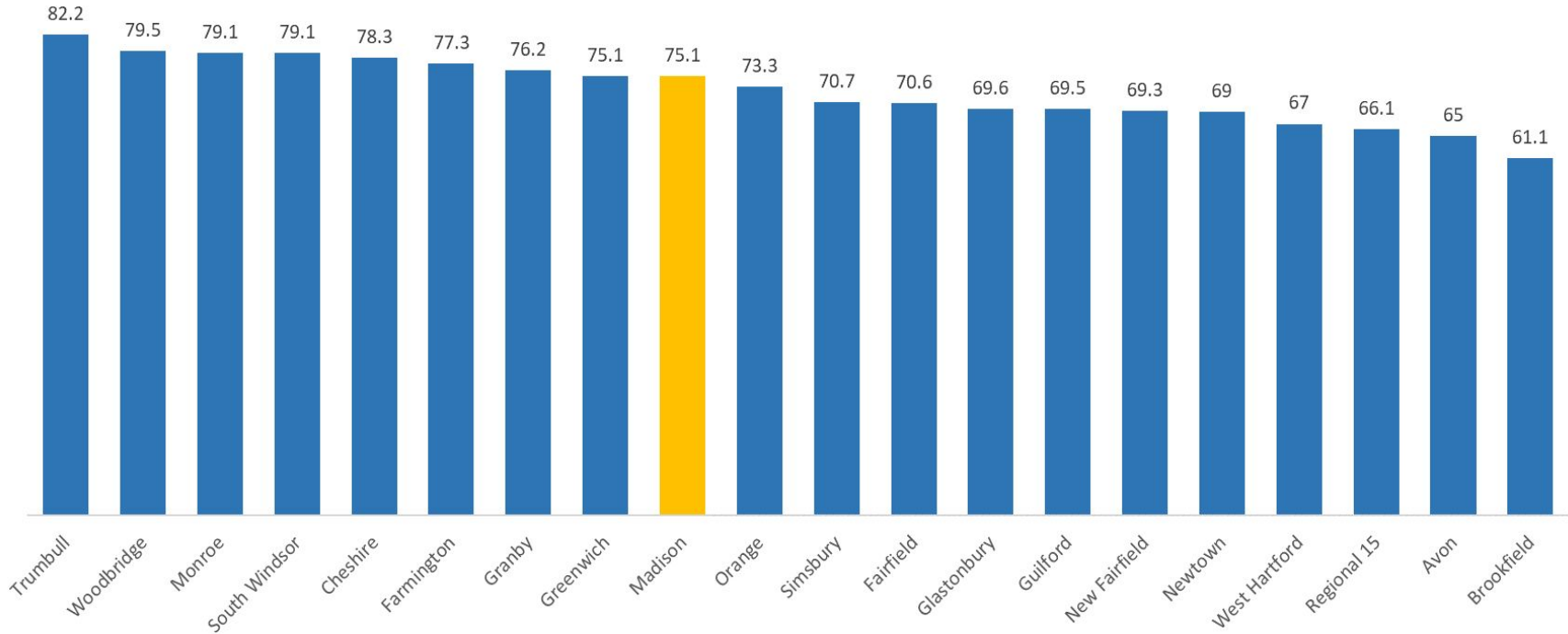
	2019	2021	2022	2023	2024
Grade 5	70%	73%	72%	76%	75%



Brown Intermediate School

NGSS DRG B Ranking: SCIENCE Grade 5


by % of students at level 3 & 4



Brown Intermediate School

Science/NGSS Priorities

- Audit each unit to determine alignment with NGSS.
- Identify deficits in units.
- Re-write Science curriculum, after audit, to support alignment with NGSS.



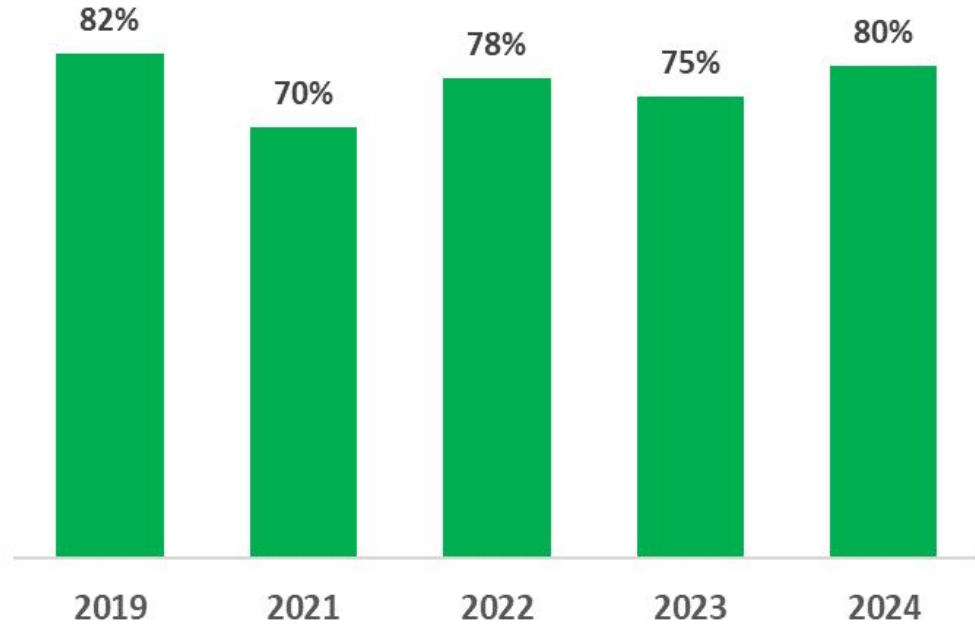
Jeffrey and Ryerson Elementary School

2024 Overall Grade 3

ELA Summative Performance:

80% scored AT or ABOVE
PROFICIENT

2019-2024 Comparison



Elementary Schools

2019-2024 Grades 3 SBA **ELA** - *Percent of Students at/above Goal*

	2019	2021	2022	2023	2024
Jeffrey	78%	70%	78%	74%	85%
Ryerson	87%	70%	78%	78%	74%



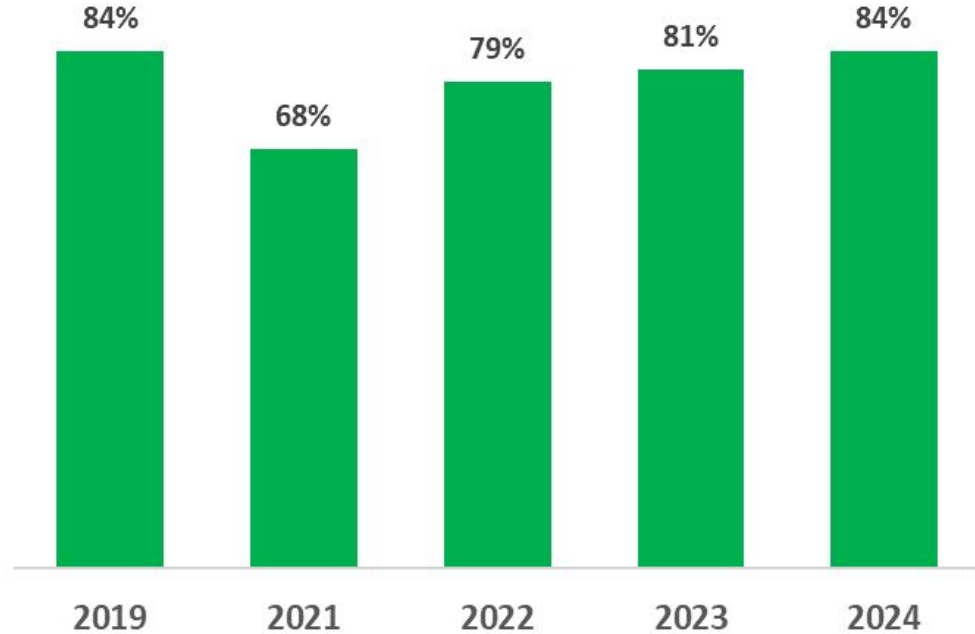
Elementary Schools

2024 Overall Grade 3

MATH Summative Performance:

84% scored AT or ABOVE
PROFICIENT

2019-2024 Comparison



Elementary Schools

2019-2024 Grades 3 SBA **Math** - *Percent of Students at/above Goal*

	2019	2021	2022	2023	2024
Jeffrey	83%	71%	82%	81%	85%
Ryerson	82%	66%	73%	84%	82%



Elementary Schools

ELA Priorities

Writing & Research / Inquiry

Students can produce effective and well-grounded writing for a range of purposes and audiences. Student can engage in research and inquiry to investigate topics, and to analyze integrate, and present information.

- **Student writing** - targeted professional development focused on effective strategies teaching editing and revising at all levels.
- **PLC meetings** - continuous grade level PLC meetings devoted to the sharing of best practices in the teaching of editing and revising at all levels for both student independent transfer and improvement in the overall quality of completed students' written pieces.
- **Coaching cycles** - utilization of our coaches at all levels to support new learning in this area at PLC meetings and to demonstrate high quality support for both teacher and student growth.

Math Priorities

Communicating Reasoning

Students can clearly and precisely construct viable arguments to support their own reasoning and to critique the reasoning of others.

- **Student Writing and Oral Speech** - targeted professional development focused on effective writing strategies and techniques for effectively and efficiently “explaining our thinking.” Continued implementation of vertical boards and math forums to increase student discourse around mathematical thinking.
- **PLC meetings** - continuous grade level PLC meetings focused on the sharing of best practices in the teaching of writing to an audience to explain our thinking in mathematics. Using authentic student work to identify exemplars and provide rubrics for students to use for independent transfer and improvement.
- **Coaching cycles:** utilization of our coaches at all levels to support new learning in this area at PLC meetings and to demonstrate high quality support for both teacher and student growth.



Elementary Schools



Questions? Comments?