

Curriculum & Student Development
Committee
Tuesday, February 8, 2022 5:30 PM

Polson Library Media Center / Zoom
302 Green Hill Road
Madison, CT 06443

Agenda

- I. Easy CBM - Winter
- II. SEL First Administration Update
- III. Media Literacy
Speaker(s): Dawn Fiorelli
 - III.A. Ad Fontes Media Bias Chart
 - III.B. Evaluating, Auditing and Diversifying Collections
- IV. Greece Trip - April 6-14, 2023
Speaker(s): Catherine Kennedy & Martin Glasser
- V. Public Comment
- VI. *The Town of Madison does not discriminate on the basis of disability, and the meeting facilities are ADA accessible. Individuals who need assistance are invited to make their needs known by contacting Paula Carabetta at 203-245-5644 or by email at carabettap@madisonct.org at least five (5) business days prior to the meeting.*



2021-2022 Winter Grade K-8 EasyCBM Benchmarks

March 8, 2022

Winter 2022 Universal Assessments

K

- Letter Sounds
- Phoneme Segmenting
- Word Reading Fluency
- Proficient Math

- Concepts about Print
- Letter Identification
- Letter Sounds
- District Phonological Awareness
- Trick Word/Snap Word List
- DRA2/F & P Reading Assessment

- MPS Assessment Cards (Math)

1

- Letter Sounds
- Word Reading Fluency
- Passage Reading Fluency
- Proficient Math

- Trick Word/Snap Word List
- F & P Reading Assessment
- Oral Reading Fluency (WCPM)
- Winter Content Assessment
- Fact Fluency Benchmark

2

- Passage Reading Fluency
- Vocabulary
- Proficient Reading
- Proficient Math

- Trick Word/Snap Word List
- F & P Reading Assessment
- Oral Reading Fluency (WCPM)
- Fact Fluency Benchmark

3-8

- Passage Reading Fluency
- Vocabulary
- Proficient Reading
- Proficient Math

- F & P/TC Reading Assessment
- Oral Reading Fluency (WCPM)
- Fact Fluency Benchmark

Impact of Quarantines SY 2021-22

Grade Level	% of students quarantined at least 1x	# students 2 or more quarantines
K	40%	>1%
1	52%	13%
2	46%	16%
3	38%	9%
4	24%	5%
5	31%	4%
6	36%	7%

Quarantines during this period (8/30-12/23) lasted up to a total of 10 days. Students generally did not lose 10 days of in-person instruction due to weekends and delayed close contact notifications.

Grade K-3 easyCBM Benchmark Results - 50th Percentile

	KINDERGARTEN				Grade 1				Grade 2				Grade 3			
	Reading			PROF	Reading			PROF	Reading			PROF	Reading			PROF
	LS	PS	WRF	MATH	LS	WRF	PRF	MATH	PRF	Vocab	PROF RDG	MATH	PRF	Vocab	PROF RDG	MATH
10th or below	4	1	0	0	5	3	4	0	4	1	4	3	5	3	0	0
11th-25th	23	22	8	3	18	20	20	5	16	9	5	13	5	1	2	7
26th-49th	41	58	63	11	27	43	27	23	43	29	36	27	34	19	17	27
50th-74th	44	53	36	54	58	40	45	33	50	26	24	52	54	52	54	47
75th-89th	28	23	31	31	28	31	25	33	30	0	31	29	36	51	21	27
90th or above	18	1	20	57	15	14	30	57	16	95	60	36	25	33	65	52
Total	158	158	158	156	151	151	151	151	159	160	160	160	159	159	159	160
11th Percentile	97%	99%	100%	100%	97%	98%	97%	100%	97%	99%	98%	98%	97%	98%	100%	100%
26th Percentile	83%	85%	95%	98%	85%	85%	84%	97%	87%	94%	94%	90%	94%	97%	99%	96%
50th Percentile	57%	49%	55%	91%	67%	56%	66%	81%	60%	76%	72%	73%	72%	86%	88%	79%
75th Percentile	29%	15%	32%	56%	28%	30%	36%	60%	29%	59%	57%	41%	38%	53%	54%	49%
90th Percentile	11%	1%	13%	37%	10%	9%	20%	38%	10%	59%	38%	23%	16%	21%	41%	33%

Two Years Grade K Performance Comparison

Missed 60 days of PreK

2020-2021

	KINDERGARTEN			Math CCSS
	Reading			
	LS	PS	WRF	
10th or below	13	7	3	2
11th-25th	21	24	20	4
26th-49th	54	47	46	15
50th-74th	35	51	32	41
75th-89th	13	10	18	42
90th or above	7	3	24	38
Total	143	142	143	142
11th Percentile	91%	95%	98%	99%
26th Percentile	76%	78%	84%	96%
50th Percentile	38%	45%	52%	85%
75th Percentile	14%	9%	29%	56%
90th Percentile	5%	2%	17%	27%

18 students screened for ELL
8 students qualified for services

COVID year of PreK

2021-2022

	KINDERGARTEN			PROF MATH
	Reading			
	LS	PS	WRF	
10th or below	4	1	0	0
11th-25th	23	22	8	3
26th-49th	41	58	63	11
50th-74th	44	53	36	54
75th-89th	28	23	31	31
90th or above	18	1	20	57
Total	158	158	158	156
11th Percentile	97%	99%	100%	100%
26th Percentile	83%	85%	95%	98%
50th Percentile	57%	49%	55%	91%
75th Percentile	29%	15%	32%	56%
90th Percentile	11%	1%	13%	37%

Two Years Grade 1 Performance Comparison

Missed 60
days of K

2020-2021

	Grade 1			
	LS	Reading WRF	PRF	Math CCSS
10th or below	14	3	4	1
11th-25th	23	26	19	4
26th-49th	46	46	49	28
50th-74th	46	49	41	48
75th-89th	22	26	27	36
90th or above	9	10	20	43
Total	160	160	160	160
11th Percentile	91%	98%	98%	99%
26th Percentile	77%	82%	86%	97%
50th Percentile	48%	53%	55%	79%
75th Percentile	19%	23%	29%	49%
90th Percentile	6%	6%	13%	27%

Missed 60
days of
PreK

2021-2022

Jan start
Foundations
Kindergarten

	Grade 1			
	LS	Reading WRF	PRF	PROF MATH
10th or below	5	3	4	0
11th-25th	18	20	20	5
26th-49th	27	43	27	23
50th-74th	58	40	45	33
75th-89th	28	31	25	33
90th or above	15	14	30	57
Total	151	151	151	151
11th Percentile	97%	98%	97%	100%
26th Percentile	85%	85%	84%	97%
50th Percentile	67%	56%	66%	81%
75th Percentile	28%	30%	36%	60%
90th Percentile	10%	9%	20%	38%

Two Years Grade 2 Performance Comparison

Missed 60
days of
Grade 1

2020-2021

	Grade 2			
	PRF	Reading Vocab	MCRC	Math CCSS
10th or below	5	2	1	2
11th-25th	15	5	5	3
26th-49th	40	19	26	18
50th-74th	39	29	20	42
75th-89th	23	0	29	29
90th or above	22	90	64	51
Total	144	145	145	145
11th Percentile	97%	99%	99%	99%
26th Percentile	86%	95%	96%	97%
50th Percentile	58%	82%	78%	84%
75th Percentile	31%	62%	64%	55%
90th Percentile	15%	62%	44%	35%

Missed
60 days
of K

2021-2022

Full year of
Grade 1
Foundations

	Grade 2			
	PRF	Reading Vocab	PROF RDG	PROF MATH
10th or below	4	1	4	3
11th-25th	16	9	5	13
26th-49th	43	29	36	27
50th-74th	50	26	24	52
75th-89th	30	0	31	29
90th or above	16	95	60	36
Total	159	160	160	160
11th Percentile	97%	99%	98%	98%
26th Percentile	87%	94%	94%	90%
50th Percentile	60%	76%	72%	73%
75th Percentile	29%	59%	57%	41%
90th Percentile	10%	59%	38%	23%

Two Years Grade 3 Performance Comparison

Missed 60
days of
Gr 2

2020-2021

Missed 60
days of
Gr 1

2021-2022

Full Year of
Grade 2
Foundations '20

Morphology
Mondays '21

	Grade 3			
	PRF	Reading		Math CCSS
		Vocab	MCRC	
10th or below	10	0	1	4
11th-25th	7	7	13	14
26th-49th	39	22	11	34
50th-74th	62	50	61	46
75th-89th	25	45	25	22
90th or above	15	34	47	38
Total	158	158	158	158
11th Percentile	94%	100%	99%	97%
26th Percentile	89%	96%	91%	89%
50th Percentile	65%	82%	84%	67%
75th Percentile	25%	50%	46%	38%
90th Percentile	9%	22%	30%	24%

	Grade 3			
	PRF	Reading		PROF MATH
		Vocab	PROF RDG	
10th or below	5	3	0	0
11th-25th	5	1	2	7
26th-49th	34	19	17	27
50th-74th	54	52	54	47
75th-89th	36	51	21	27
90th or above	25	33	65	52
Total	159	159	159	160
11th Percentile	97%	98%	100%	100%
26th Percentile	94%	97%	99%	96%
50th Percentile	72%	86%	88%	79%
75th Percentile	38%	53%	54%	49%
90th Percentile	16%	21%	41%	33%

Grade 4-5 easyCBM Benchmark Results - 50th Percentile

	Grade 4				Grade 5			
		Reading				Reading		
	<i>PRF</i>	<i>Vocab</i>	<i>PROF RDG</i>	<i>PROF MATH</i>	<i>PRF</i>	<i>Vocab</i>	<i>PROF RDG</i>	<i>PROF MATH</i>
10th or below	5	0	3	0	0	1	2	4
11th-25th	10	6	6	5	9	7	8	6
26th-49th	32	20	19	27	32	25	16	12
50th-74th	61	62	55	42	61	25	46	31
75th-89th	43	45	51	54	48	45	29	57
90th or above	20	38	37	42	16	63	65	55
Total	171	171	171	170	166	166	166	165
11th Percentile	97%	100%	98%	100%	100%	99%	99%	98%
26th Percentile	91%	96%	95%	97%	95%	95%	94%	94%
50th Percentile	73%	85%	84%	81%	75%	80%	84%	87%
75th Percentile	37%	49%	51%	56%	39%	65%	57%	68%
90th Percentile	12%	22%	22%	25%	10%	38%	39%	33%

Two Years Grade 4 Performance Comparison

Missed 60
days of Grade
3

2020-2021

	Grade 4			Math CCSS
	PRF	Reading Vocab	MCRC	
10th or below	4	0	3	2
11th-25th	15	2	9	8
26th-49th	37	17	13	21
50th-74th	56	49	45	41
75th-89th	32	48	48	50
90th or above	11	38	36	32
Total	155	154	154	154
11th Percentile	97%	100%	98%	99%
26th Percentile	88%	99%	92%	94%
50th Percentile	64%	88%	84%	80%
75th Percentile	28%	56%	55%	53%
90th Percentile	7%	25%	23%	21%

Missed 60
days of Grade
2

2021-2022

Grade 2 Foundations
last year, Grade 3
this year

Morphology
Mondays
'21

	Grade 4			PROF MATH
	PRF	Reading Vocab	PROF RDG	
10th or below	5	0	3	0
11th-25th	10	6	6	5
26th-49th	32	20	19	27
50th-74th	61	62	55	42
75th-89th	43	45	51	54
90th or above	20	38	37	42
Total	171	171	171	170
11th Percentile	97%	100%	98%	100%
26th Percentile	91%	96%	95%	97%
50th Percentile	73%	85%	84%	81%
75th Percentile	37%	49%	51%	56%
90th Percentile	12%	22%	22%	25%

Two Years Grade 5 Performance Comparison

2020-2021

	Grade 5			
	PRF	Reading Vocab	MCRC	Math CCSS
10th or below	4	3	2	5
11th-25th	10	3	12	7
26th-49th	38	29	27	19
50th-74th	47	24	54	43
75th-89th	46	33	26	33
90th or above	16	71	42	56
Total	161	163	163	163
11th Percentile	98%	98%	99%	97%
26th Percentile	91%	96%	91%	93%
50th Percentile	68%	79%	75%	81%
75th Percentile	39%	64%	42%	55%
90th Percentile	10%	44%	26%	34%

2021-2022

Morphology
Mondays
'21

	Grade 5			
	PRF	Reading Vocab	PROF RDG	PROF MATH
10th or below	0	1	2	4
11th-25th	9	7	8	6
26th-49th	32	25	16	12
50th-74th	61	25	46	31
75th-89th	48	45	29	57
90th or above	16	63	65	55
Total	166	166	166	165
11th Percentile	100%	99%	99%	98%
26th Percentile	95%	95%	94%	94%
50th Percentile	75%	80%	84%	87%
75th Percentile	39%	65%	57%	68%
90th Percentile	10%	38%	39%	33%

Grade 6-8 easyCBM Benchmark Results - 50th Percentile

	Grade 6				Grade 7				Grade 8			
	Reading			PROF	Reading			PROF	Reading			PROF
	PRF	Vocab	PROF RDG	MATH	PRF	Vocab	PROF RDG	MATH	PRF	Vocab	PROF RDG	MATH
10th or below	0	0	2	1	0	1	3	0	0	2	10	5
11th-25th	9	3	6	4	13	5	5	5	9	10	8	6
26th-49th	26	16	21	15	27	34	26	17	43	16	28	25
50th-74th	47	52	52	64	53	56	42	36	50	63	43	54
75th-89th	49	45	54	37	45	42	35	52	47	59	62	33
90th or above	35	50	31	44	43	43	71	70	38	38	37	66
Total	166	166	166	165	181	181	182	180	187	188	188	189
11th Percentile	100%	100%	99%	99%	100%	99%	98%	100%	100%	99%	95%	97%
26th Percentile	95%	98%	95%	97%	93%	97%	96%	97%	95%	94%	90%	94%
50th Percentile	79%	89%	83%	88%	78%	78%	81%	88%	72%	85%	76%	81%
75th Percentile	51%	57%	51%	49%	49%	47%	58%	68%	45%	52%	53%	52%
90th Percentile	21%	30%	19%	27%	24%	24%	39%	39%	20%	20%	20%	35%

Two Years Grade 6 Performance Comparison

2020-2021

	Grade 6			
	PRF	Reading Vocab	MCRC	Math CCSS
10th or below	0	2	4	0
11th-25th	13	4	9	7
26th-49th	31	24	19	18
50th-74th	50	43	36	47
75th-89th	44	45	48	48
90th or above	35	55	57	53
Total	173	173	173	173
11th Percentile	100%	99%	98%	100%
26th Percentile	92%	97%	92%	96%
50th Percentile	75%	83%	82%	86%
75th Percentile	46%	58%	61%	58%
90th Percentile	20%	32%	33%	31%

2021-2022

Morphology
Mondays
'21

	Grade 6			
	PRF	Reading Vocab	PROF RDG	PROF MATH
10th or below	0	0	2	1
11th-25th	9	3	6	4
26th-49th	26	16	21	15
50th-74th	47	52	52	64
75th-89th	49	45	54	37
90th or above	35	50	31	44
Total	166	166	166	165
11th Percentile	100%	100%	99%	99%
26th Percentile	95%	98%	95%	97%
50th Percentile	79%	89%	83%	88%
75th Percentile	51%	57%	51%	49%
90th Percentile	21%	30%	19%	27%

Two Years Grade 7 Performance Comparison

2020-2021

	Grade 7			
	PRF	Reading Vocab	MCRC	Math CCSS
10th or below	2	0	1	0
11th-25th	11	6	4	4
26th-49th	20	29	33	13
50th-74th	64	57	42	45
75th-89th	46	44	36	51
90th or above	41	46	67	70
Total	184	182	183	183
11th Percentile	99%	100%	99%	100%
26th Percentile	93%	97%	97%	98%
50th Percentile	82%	81%	79%	91%
75th Percentile	47%	49%	56%	66%
90th Percentile	22%	25%	37%	38%

2021-2022

Morphology
Mondays
'21

	Grade 7			
	PRF	Reading Vocab	PROF RDG	PROF MATH
10th or below	0	1	3	0
11th-25th	13	5	5	5
26th-49th	27	34	26	17
50th-74th	53	56	42	36
75th-89th	45	42	35	52
90th or above	43	43	71	70
Total	181	181	182	180
11th Percentile	100%	99%	98%	100%
26th Percentile	93%	97%	96%	97%
50th Percentile	78%	78%	81%	88%
75th Percentile	49%	47%	58%	68%
90th Percentile	24%	24%	39%	39%

Two Years Grade 8 Performance Comparison

2020-2021

	Grade 8			
	PRF	Reading Vocab	MCRC	Math CCSS
10th or below	0	0	4	2
11th-25th	11	6	4	1
26th-49th	42	22	29	17
50th-74th	71	61	51	43
75th-89th	43	43	65	33
90th or above	18	55	34	89
Total	185	187	187	185
11th Percentile	100%	100%	98%	99%
26th Percentile	94%	97%	96%	98%
50th Percentile	71%	85%	80%	89%
75th Percentile	33%	52%	53%	66%
90th Percentile	10%	29%	18%	48%

2021-2022

Morphology
Mondays
'21

	Grade 8			
	PRF	Reading Vocab	PROF RDG	PROF MATH
10th or below	0	2	10	5
11th-25th	9	10	8	6
26th-49th	43	16	28	25
50th-74th	50	63	43	54
75th-89th	47	59	62	33
90th or above	38	38	37	66
Total	187	188	188	189
11th Percentile	100%	99%	95%	97%
26th Percentile	95%	94%	90%	94%
50th Percentile	72%	85%	76%	81%
75th Percentile	45%	52%	53%	52%
90th Percentile	20%	20%	20%	35%

Summary

Winter, 2022

- Evidence based strategies include:
 - Scaling supports –intervention
 - Professional Learning Communities
 - Synchronous learning
 - EL supports
 - Social workers
 - Small class sizes
 - Foundations Reading K-4
 - Morphology Gr 3-8

A red square logo with a white border. The text inside is centered and reads "Madison Public Schools Library K-12".

**Madison Public
Schools
Library K-12**

Collection Development: An art, not a science

A library collection should reflect the interests and curriculum of it's school community.

A good library collection is one that is heavily used, supports the curriculum, reaches all learners and taps into a wide variety of interests.

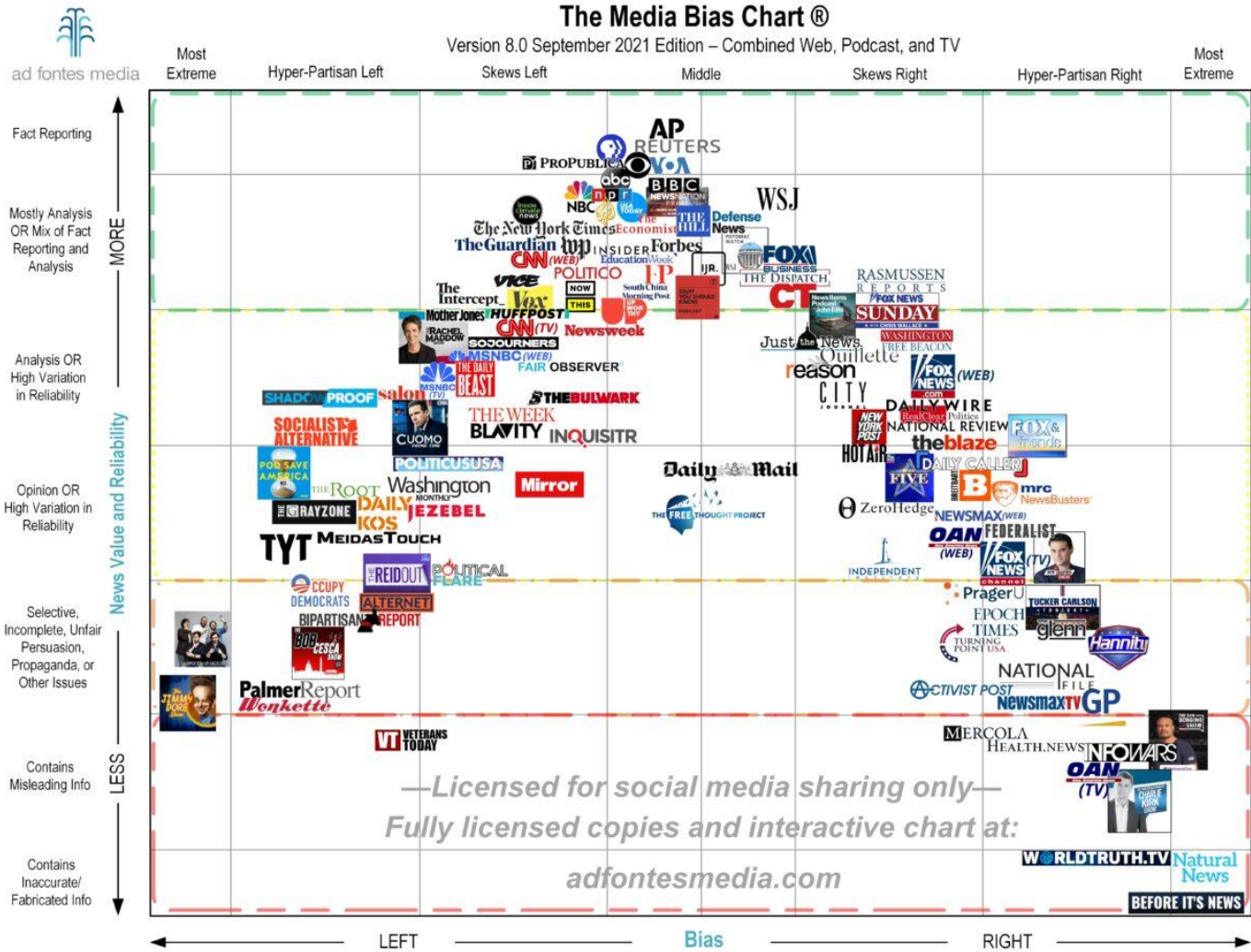
Evaluating our collections:

- Follett/Destiny reports: circulation, age of collection, diversity
- Anecdotal evidence - kids reactions *most important evidence*
- Condition / publication date / use (school library shelf is valuable real estate)
- Professional journals & Reviews

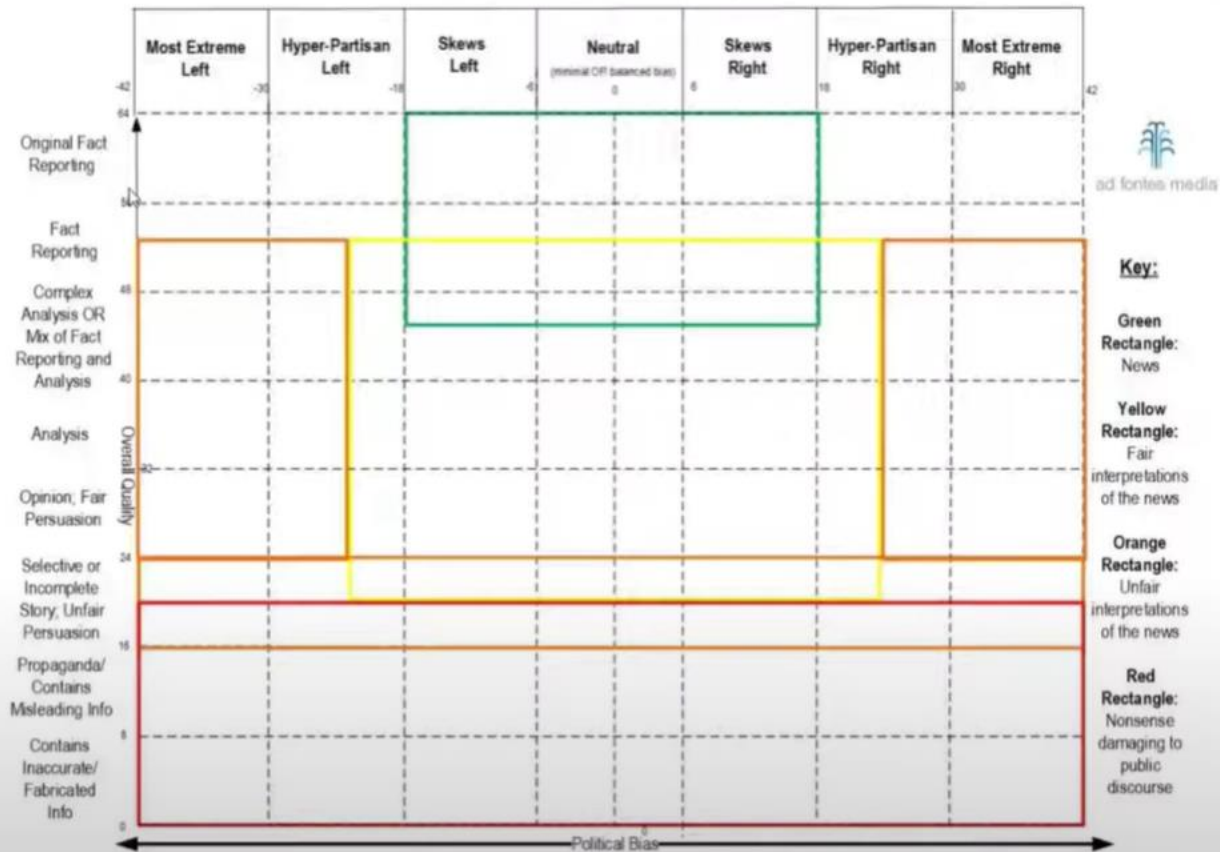
Navigate the information landscape with critical thinking skills

- Word & Image choice
- Author and/or Publisher's intention
- Lateral reading
- Media Bias chart as a tool / methodology
- Sample presentation: High School

What needs to be analyzed to create this?



—Licensed for social media sharing only—
Fully licensed copies and interactive chart at:
adfontesmedia.com



- Key:**
- Green Rectangle:** News
 - Yellow Rectangle:** Fair interpretations of the news
 - Orange Rectangle:** Unfair interpretations of the news
 - Red Rectangle:** Nonsense damaging to public discourse

Left

Copyright © 2018 Ad Fontes Media, Inc.

Right

Methodology, licenses and usage info available at mediabiaschart.com
 Created by Vanessa Otero twitter: @vlotero

Blank Version 4.0
 August 2018

K-5: Goal: To connect with books and digital information, introduce the concepts of digital citizenship, credibility, appropriately using information

- Author
- Publisher
- Citing sources
- Navigating google
- Reading a URL

6-8: Goal: To understand that not all information is equal and develop some language to navigate that skill as well as using information responsibly

- Developing effective search skills
- Importance of Citing
- CRAAP methodology
- Accessing & Navigating databases
- Bias

9-12: Goal: To evaluate the unfamiliar for reliability & bias, use information responsibly, be a responsible digital citizen

- Real vs. Fake
- News vs. Opinion
- Right vs. Left
- Bias
- CRAAP

Cultivating a love of reading K-12

- Booktalks
- Book promotions
- Working with coordinators /coaches /teachers
- Talking to students about what they're reading

Greece 2023

April 6 - April 14, 2023



Trip Overview

- 1) Safety plans and protocols
- 2) COVID-19 precautions and insurance
- 3) Educational value
- 4) Itinerary



Safety Plans and Protocols

Explorica

- 50+ years of experience
- Offices in over 45 countries
- Dedicated Explorica tour guide for the entirety of all trips who speaks the local language(s) / often native to the area / experienced with educational travel
- Health and Safety Team and Back to Travel Task Force - work with CDC, WHO, George Washington Department of Emergency Management and WorldAware
- 24/7 Emergency Contact Line



WorldStrides

Educational Travel & Experiences



Safety Plans and Protocols continued ...

Daniel Hand Faculty Trip Leaders:

Catherine Kennedy

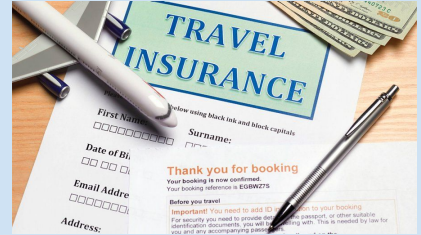
- Has chaperoned 5 student trips to Europe
- Independently traveled extensively domestically and internationally in Europe, Africa, Asia, Central America and South America
- Been teaching at DHHS for 14 years in the Social Studies department



Martin Glasser

- Organized 10 student trips to Europe
- Independently traveled extensively domestically and to Europe, Asia and Africa on 30+ trips
- Been teaching at DHHS for many years in the Social Studies department

COVID-19 Precautions and Insurance



- **COVID Policy:** If COVID affects the trip OR an individual traveler, full refunds will be issued, less \$75 at any time
 - Any testing is needed on the trip, it is covered and arranged
 - Any extended stays due to COVID are covered
- **Travel Protection Plan Plus (included and required):**
 - General trip insurance coverage PLUS
 - Cancel for any reason for up to 30 days before the trip leaves
- The trip cost of approximately \$3500 includes the Travel Protection Plus insurance
- Intent to travel evaluation done by Explorica's team in January, 2023

Educational Value: CT Framework for Social Studies Standards

INQ 9–12.16 Assess options for individual and collective action to address local, regional, and global problems by engaging in self-reflection, strategy identification, and complex causal reasoning.

HIST 9–12.1 Evaluate how historical events and developments were shaped by unique circumstances of time and place as well as broader historical contexts.

HIST 9–12.7 Explain how the perspectives of people in the present shape interpretations of the past.

GEO 9–12.4 Evaluate how political and economic decisions throughout time have influenced cultural and environmental characteristics of various places and regions.

GEO 9–12.5 Analyze the reciprocal nature of how historical events and the spatial diffusion of ideas, technologies, and cultural practices have influenced migration patterns and the distribution of human population.

Daniel Hand High School Mission Statement:

Our primary purpose is to graduate successful life-long learners who are responsible citizens in the global community. Daniel Hand High School students, in collaboration with educators, parents/guardians, and the Madison community, will develop as motivated, self-reliant, creative, and ethical individuals who respect differences in others.



Critical Thinking

Creative Thinking

Collaboration/ Communication

Self-Direction

Global Thinking

Inquiry

Posing, pursuing, and refining significant questions to deepen understanding about a topic or issue.

Idea Generation

Studying a problem, need or model (mentor text, political piece, documents, art work, etc.) to consider limitations and imagine new solutions/transformations.

Collective Intelligence

Working respectfully and responsibly with others, exchanging and evaluating ideas to achieve a common objective.

Self-Awareness

Examining current performance critically to identify steps/strategies to persist.

Citizenship

Identify, analyze and contribute to critical issues in society in an ethical and responsible manner.

Analyzing

Examining information/data/evidence from multiple sources to identify possible underlying assumptions, patterns.

Design

Engaging in a process to refine a product for an intended audience and purpose.

Product Creation

Effectively use a medium to communicate important information.

Decision Making

Make responsible decisions, based on potential outcomes.

Alternate

Perspectives
Interpret or critique complementary and competing

Educational Value: Understandings that students will experience first-hand
Through travel, people can gain more understanding and empathy for other people and cultures

Some cultural curiosities can only be truly understood when immersed in the environment and among the people of a destination.

Travelers seek to broaden their understanding of and empathy for other people by trying to learn about their cultures

Cultures are varied and complex, and cannot be represented fairly by resorting to stereotypes

Travel can be most rewarding when linked to personal or community goals

Learning the basics of language and customs in foreign countries makes travel more authentic and meaningful

The ability to connect with people, regardless of geography, supplements and enhances travel experiences

Testimonials from student travelers:

“an incredible learning experience”

“jump started my journey toward becoming a global citizen”

“I cannot stress how formative this trip was to me”

“I believe it changed my life”



Testimonials from parents of travelers:

“Our students deserve the chance to broaden their horizons in the company of their peers and teachers.”

“She looks us in the eyes and says those trips were the most rewarding things she has ever done in her life.”



Athens



Acropolis




On the way to Nafplio



Corinth



Mycenae




Nafplio



Epidaurus



Palamidi Castle



Demitsana



Lousios Gorge



On the way to Kalavryta



Cave of the Lakes



Kalavryta



Cog Train



Castle of Orias



Holocaust Monument and Museum



Stops on the way to Delphi

Nafpaktos



Galaxidi



Delphi



Archeological Site



Hosios Loukas Monastery

