



Board of Trustees
Agenda of Regular Meeting
Monday, February 12, 2024, 6:00 PM
WISD Administration Building, 951 FM 2325,
Wimberley, TX 78676

Vision Statement - Excellence, Innovation, Service

Mission Statement - Wimberley I.S.D. is dedicated to excellence in education, empowering the next generation of Texans to have a positive impact locally and globally.

1. Call the meeting to order and determine a quorum - Presiding Officer Pledge of Allegiance, Reflection, Welcome
2. Special Recognition – Presenter Dr. Bonewald
 - A. Marlayna Zachary-Region 13 Assistant Principal of the Year
3. PUBLIC FORUM - Presiding Officer
 - Persons who wish to present public comments must sign in prior to meeting start on the day of the meeting and list his/her name; name of the group that he/she represents; and agenda item.
 - Each speaker's submitted comments will be allowed three minutes for presentation to the Board, with six minutes granted to a person with a translator.
 - The same rules will be observed for public comments on non-agenda items with the following exceptions, 1) public comments on non-agenda items will only be scheduled for regular meetings of the Board and 2) the total time that will be allowed on non-agenda public comments will be 30 minutes.
 - Please keep your comments or criticisms civil and courteous.
 - Please also avoid using profanity and refrain from making personal attacks on others.
 - Except for the speaker's student, no other student's name or identity should be discussed.
 - If you have a concern that you would like heard and resolved, please present your concern through the District's grievance policies. Grievance forms can be obtained at the Central Administration Office or on the District's website.
 - Trustees are not permitted by law to respond or discuss public comments. However, the Board President may direct a speaker to the appropriate administrator for further discussion.
4. Information Items

- A. Texas State University - Substance Abuse and Mental Health Services Grant Opportunity- Lori Pharis and Dr. Kelly Clary
- B. Strategic Plan Update: Priority 1- Empower Student Excellence- Dara Brooks, SueAnna Thomas, Christi Moeller, Ryan Wilkes
5. Action Items
 - A. Discuss and Consider Approval of Letter of Intent to Collaborate with Texas State University on Grant Proposal
6. CFO's Report - Chief Financial Officer, Moises Santiago
 - A. Financials
 - B. Check Register
7. Board President Report
8. Superintendent's Report
9. Consent Agenda - Presiding Officer Discussion and necessary action - The following items may be considered for approval in part or in entirety.
 - A. Student Enrollment and Attendance
 - B. Minutes of the Regular Meeting- January 22, 2024
 - C. 2024-2025 District Calendar
 - D. Resolution Regarding Wage Payments During Emergency School Closing
 - E. Accept a donation from The Wimberley Texan Athletic Booster Association given to the Wimberley Athletics Department
10. Closed Session - Presiding Officer The Board may adjourn into closed session pursuant to Texas Government Code Section: 551.071 *et seq.* The Board may then re-enter into Open Session for further discussion and necessary action.
 - A. Deliberation Regarding Security Devices or Security Audits. *Texas Gov't Code §551.076 and §551.089*
 - B. Personnel Matters. *Texas Gov't Code §551.074*
 - 1) New hires/terminations/employee discipline
 - 2) Consider one-year extension of District and Campus Administrators Contracts
 - C. Deliberation Regarding Real Property. *Texas Gov't Code §551.072*
 - D. Consultation with Attorney. *Texas Gov't Code §551.071*
11. The Board will reconvene and take possible action on items discussed in executive session - Presiding Officer
12. Prepare for next meeting - Presiding Officer Discussion to include, but not limited to: Set date, time, and place of next meeting, upcoming agenda items

13. Adjourn - Presiding Officer

TEXAS  STATE
UNIVERSITY

February 1, 2024

Dr. Greg Bonewald, Superintendent
Wimberley ISD
951 FM 2325
Wimberley, TX 78676

Dear Wimberley ISD:

I am writing to enthusiastically confirm my intent to collaborate with Wimberley ISD on a \$1,875,000 grant proposal to be submitted to Substance Abuse and Mental Health Services (SAMHSA), NOFO No. SP-23-004, on February 21, 2024. As Project Director of this grant proposal, I believe this is an important project which will create a long-lasting collaboration between Wimberley ISD, the surrounding community, social service agencies, and Texas State University. My project team is excited about working with Wimberley ISD over the 5-year grant period, if funded, to begin September 30, 2024.

Prevention efforts, outreach, and education for 6th through 12th grade students, parents/guardians and staff of adolescents provide an opportunity to identify and reduce early onset substance misuse. I recognize the importance and severity of this topic, especially in Hays County. Pending grant funding (announcement: August 31, 2024), my commitment as Project Director is to collaboratively *create*, with your team and a Community Advisory Board, and *implement* the following deliverables:

- (1) an online IRB-approved needs assessment for students, staff, and parents/guardians, regarding fentanyl and substance use, which will guide the educational curriculum/components;
- (2) educational curriculum related to fentanyl awareness tailored for both middle school and high school students, which we will collaboratively work with SHAC to be approved;
- (3) education for parents/guardians via online webinars and recorded videos;
- (4) Fentanyl Awareness Week via events, outreach, and education; and
- (5) a train the trainer program for staff to use and implement after the grant period ends.

As Project Director, my team is committed to actively collaborating, providing feedback and data reports, and coordinating the above outlined activities to fulfill the goals of the grant. I believe this study will have a profound impact for adolescents in the Wimberley ISD community, specifically to increase awareness of and reduce accidental fentanyl overdoses. Thank you so much for collaborating with our research project team. Please do not hesitate to contact me if you have any further questions or comments.


Sincerely,

Kelly Lynn Clary, Ph.D. MSW

Kelly Lynn Clary, PhD, MSW
Assistant Professor, School of Social Work

SCHOOL OF SOCIAL WORK
601 University Drive | Encino Hall | San Marcos, Texas 78666
phone: 512.245.2592 | TXST.EDU

This letter is an electronic communication from Texas State University.



WIMBERLEY ISD STRATEGIC PLAN 2023-2027



WE BELIEVE

- **STUDENTS** are engaged partners in a challenging, relevant education provided within a safe and nurturing environment.
- **PARENTS** and **FAMILIES** are invited, informed, and engaged educational partners.
- **FACULTY** and **STAFF MEMBERS** are invested professionals who are equipped and supported to inspire lifelong learners.
- **CAMPUS ADMINISTRATORS** are leaders who create safe, nurturing environments and consistently communicate, inspire, and empower.
- The **SUPERINTENDENT** and **CENTRAL OFFICE STAFF** are servant leaders who consistently and transparently inform, support and empower our students, staff, and community.
- The **BOARD OF TRUSTEES** is a unified team supporting students, staff, families and the community by creating effective policies to ensure all students have access to a high-quality education that prepares them to be productive members of the Wimberley community and beyond.



MISSION

Wimberley ISD is dedicated to excellence in education, empowering the next generation of Texans to have a positive impact locally and globally.


VISION


Excellence, Innovation, Service



PRIORITIES

- 1. EMPOWER Student Excellence**
 - 1.1 Academic Achievement - Growth at All Levels
 - 1.2 Safety and Well-Being of Students
 - 1.3 College and/or Career and/or Military Ready Students
- 2. SUPPORT Faculty and Staff Excellence**
 - 2.1 Faculty and Staff Satisfaction, Engagement, and Well-Being
 - 2.2 Continuous Development and Training
 - 2.3 Competitive Compensation and Benefits for Faculty and Staff
- 3. STRENGTHEN Community Excellence**
 - 3.1 Parent and Family Satisfaction and Engagement
 - 3.2 Community Satisfaction and Engagement
 - 3.3 Community Partnerships
- 4. ENSURE Operational Excellence**
 - 4.1 Strong Financial Stewardship and Operational Efficiency
 - 4.2 Systematic, Long-Range, Transparent Facility Planning
 - 4.3 Open Two-Way Communication



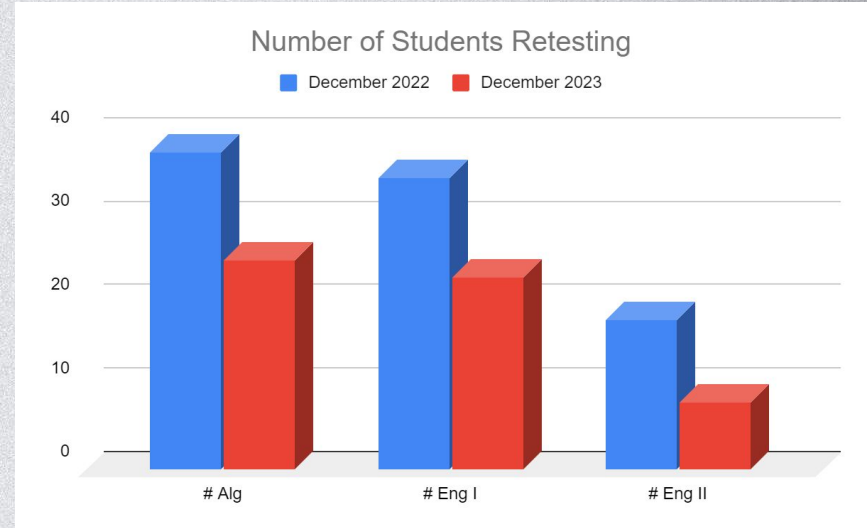
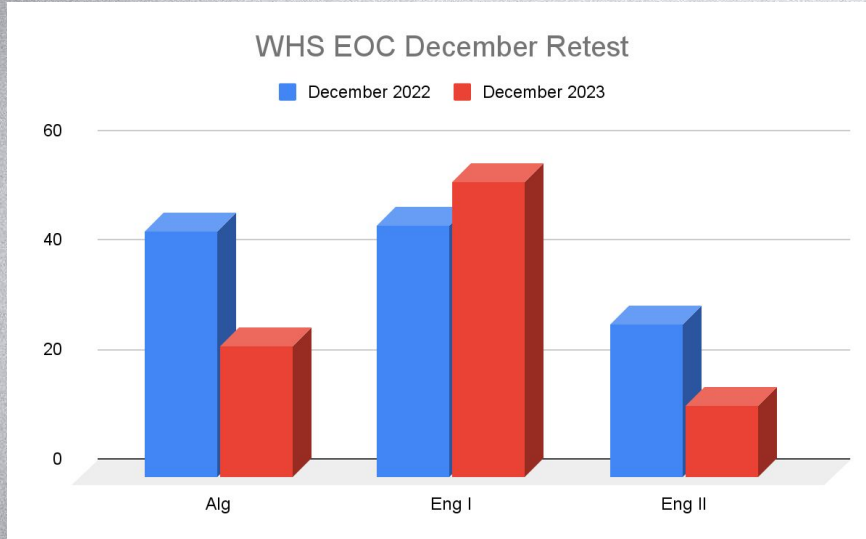


Priority 1


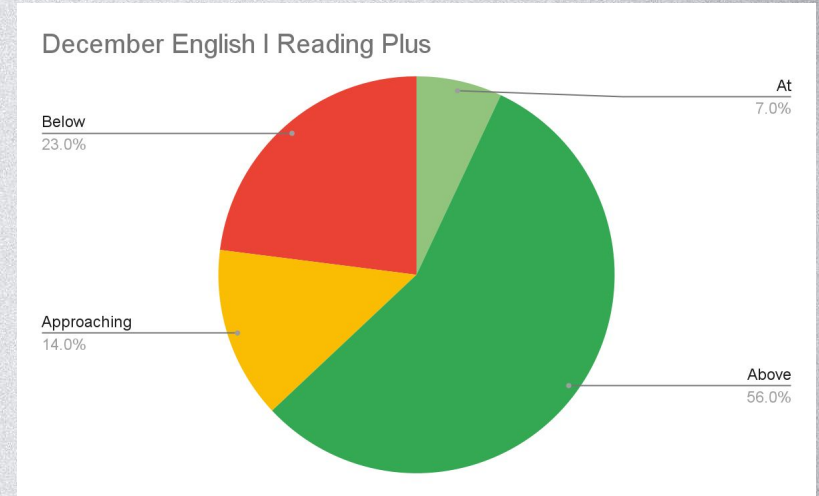
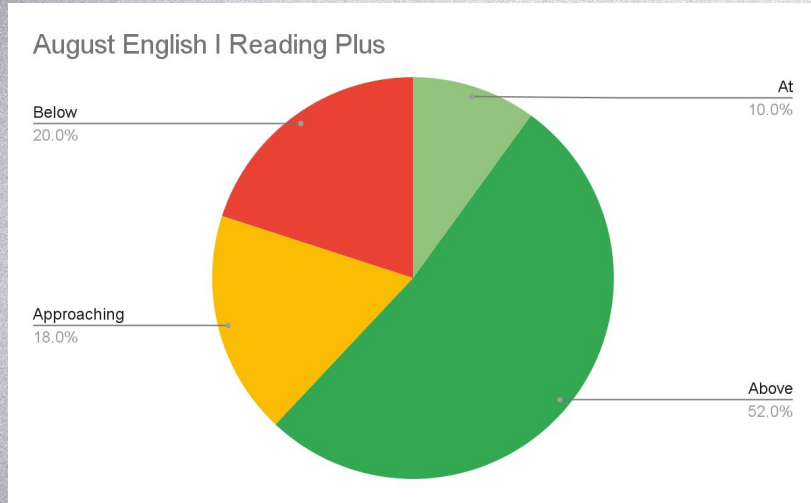
Empower Student Excellence

- 1.1 - Academic Achievement - Growth at All Levels**
- 1.2 - Safety and Well-Being of Students**
- 1.3 - College and/or Career and/or Military Ready Students**


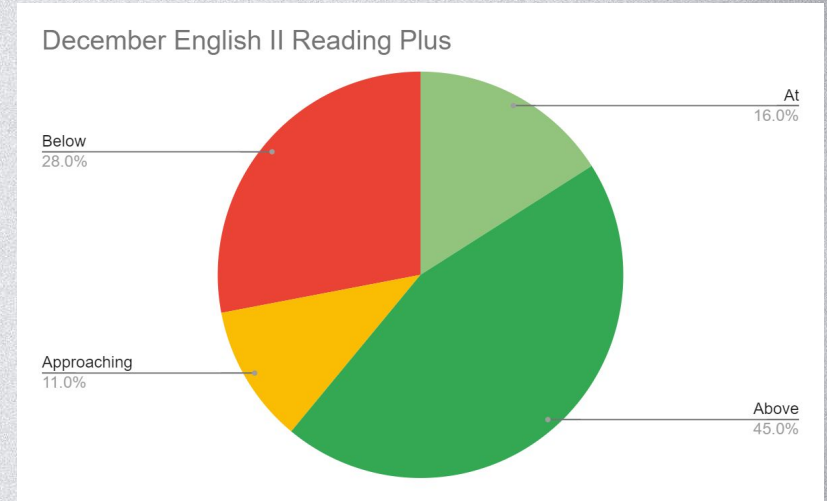
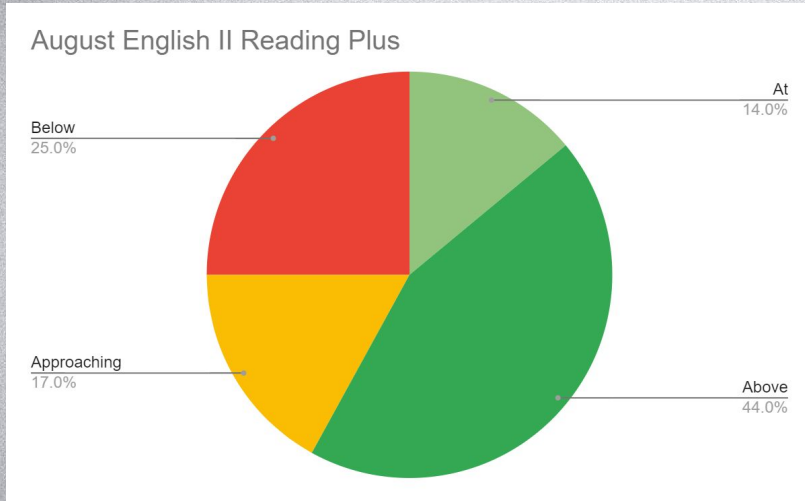
1.1 - Academic Achievement - WHS EOC Retest Data



1.1 - Academic Achievement - WHS Mid-Year Reading Plus Data



1.1 - Academic Achievement - WHS Mid-Year Reading Plus Data



Next Steps - Wimberley High School

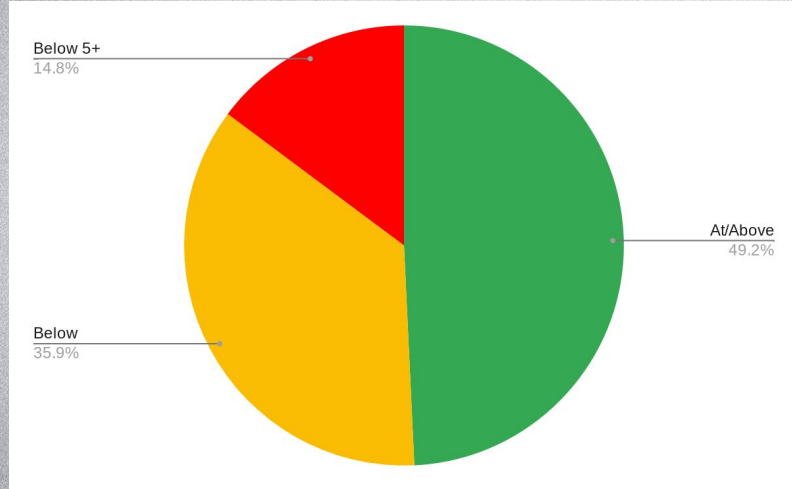
- Continue Texan Time with targeted intervention
- 3D meetings and review of individual student data
- Formalizing benchmark testing across Algebra I sections




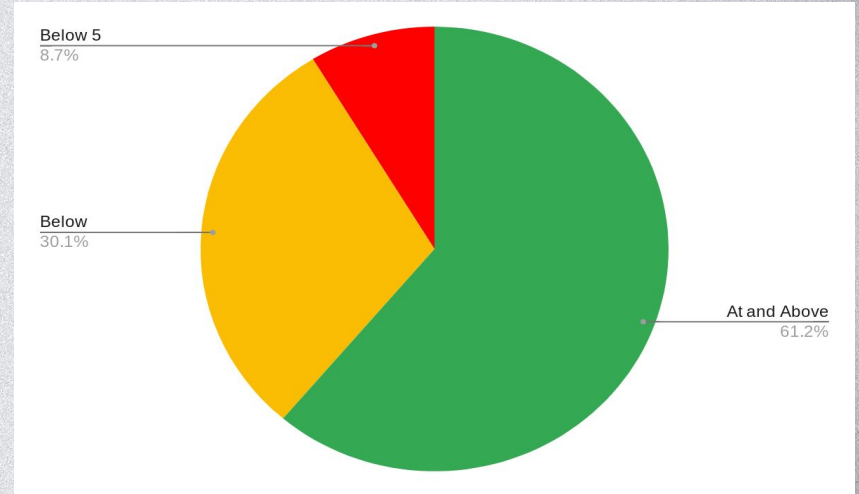
1.1 - Academic Achievement - Mid-Year Reading Plus Data

6th Grade Reading Plus

Beginning of Year (August 2023)



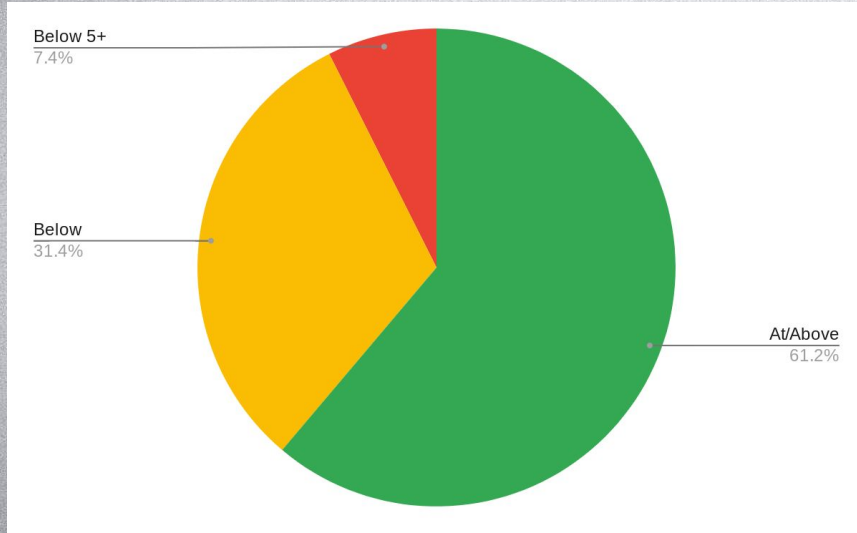
Benchmark 3 (February 2024)




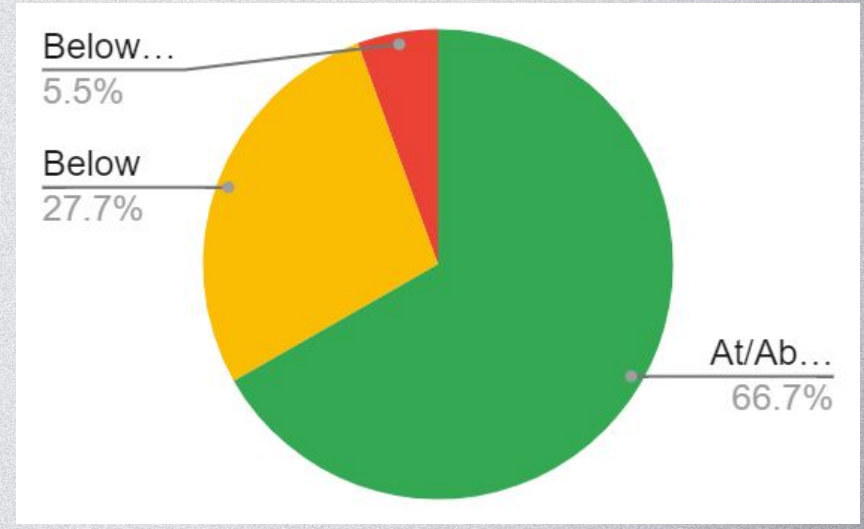
1.1 - Academic Achievement - Mid-Year Reading Plus Data

7th Grade Reading Plus

Beginning of Year (August 2023)



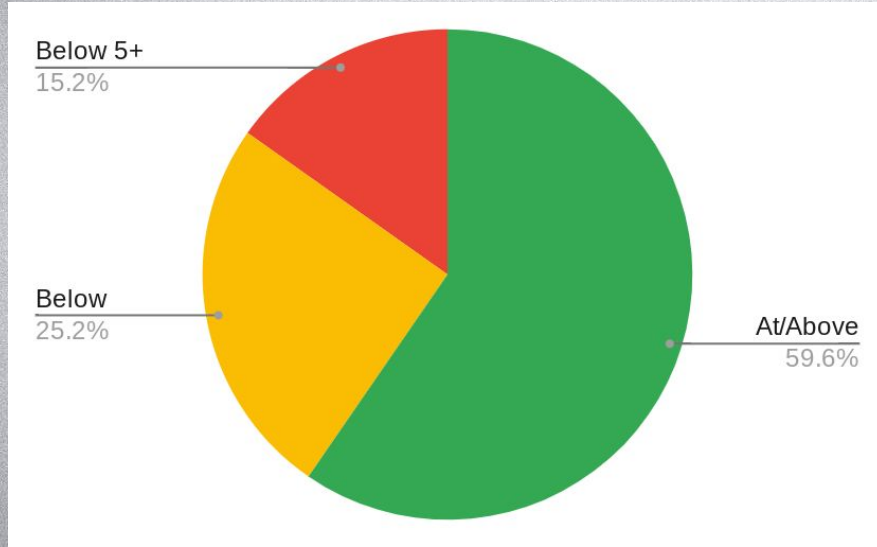
Benchmark 3 (February 2024)




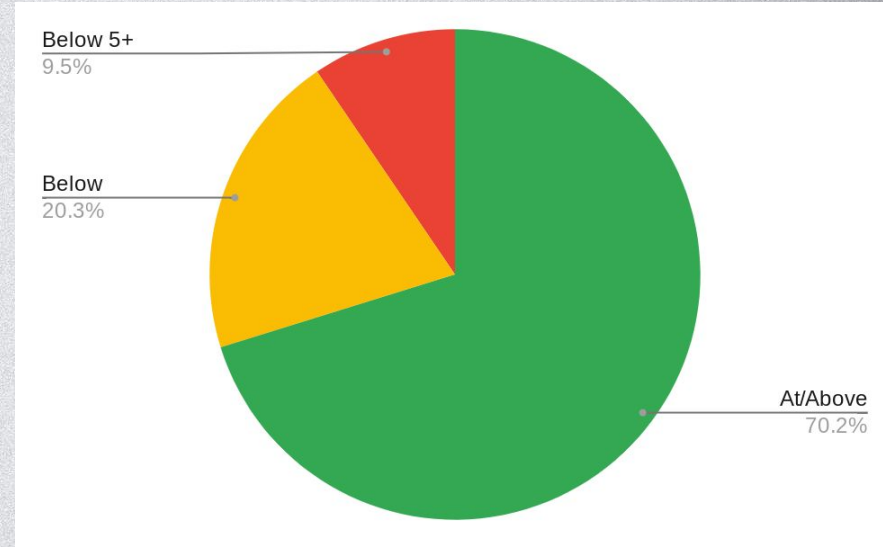
1.1 - Academic Achievement - Mid-Year Reading Plus Data

8th Grade Reading Plus

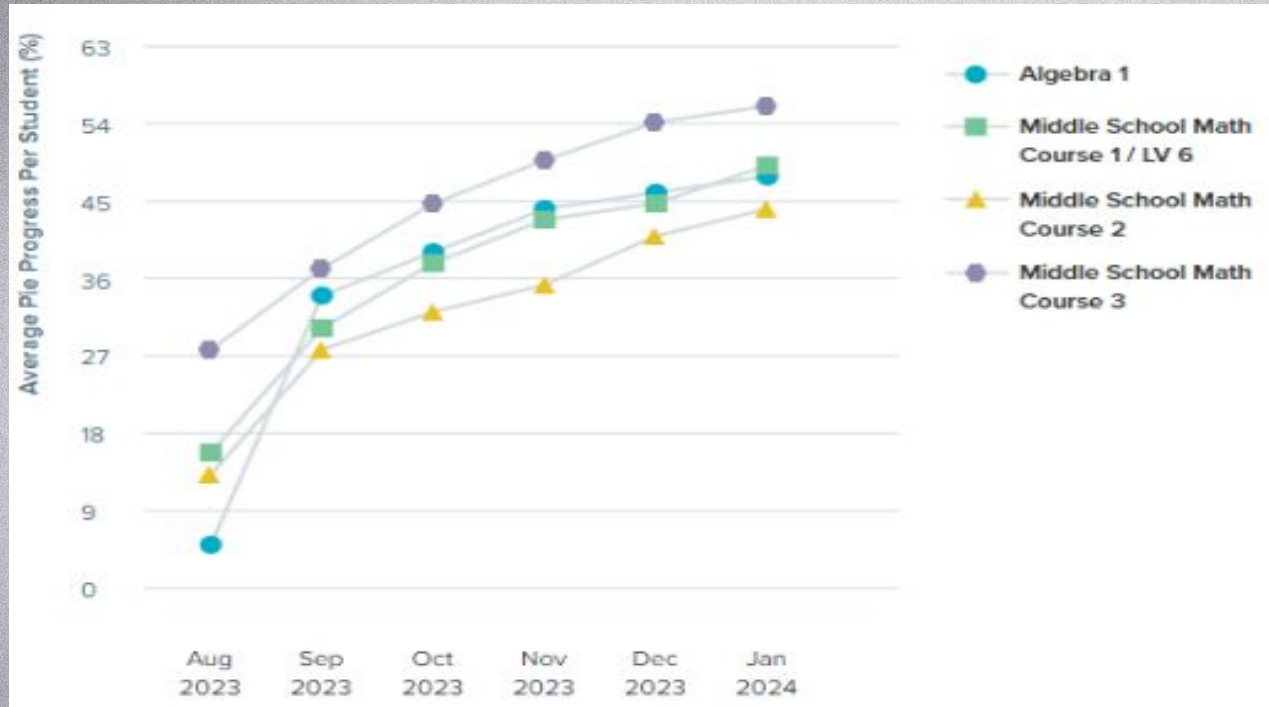
Beginning of Year (August 2023)



Benchmark 3 (February 2024)




1.1 - Academic Achievement - Mid-Year 2024 ALEKS (Math) Data



Important to note:

- Course 1 (green) includes all 6th graders.
- Course 2 (yellow) includes 7th grade on level students.
- Course 3 (purple) includes 7th grade honors & 8th grade on level students.
- Algebra (blue) includes 8th grade honors students.



This graph shows the average total percentage of all topics mastered and learned by the students in the ALEKS program.

August '23-January '24




August '22-January '23



Next steps...

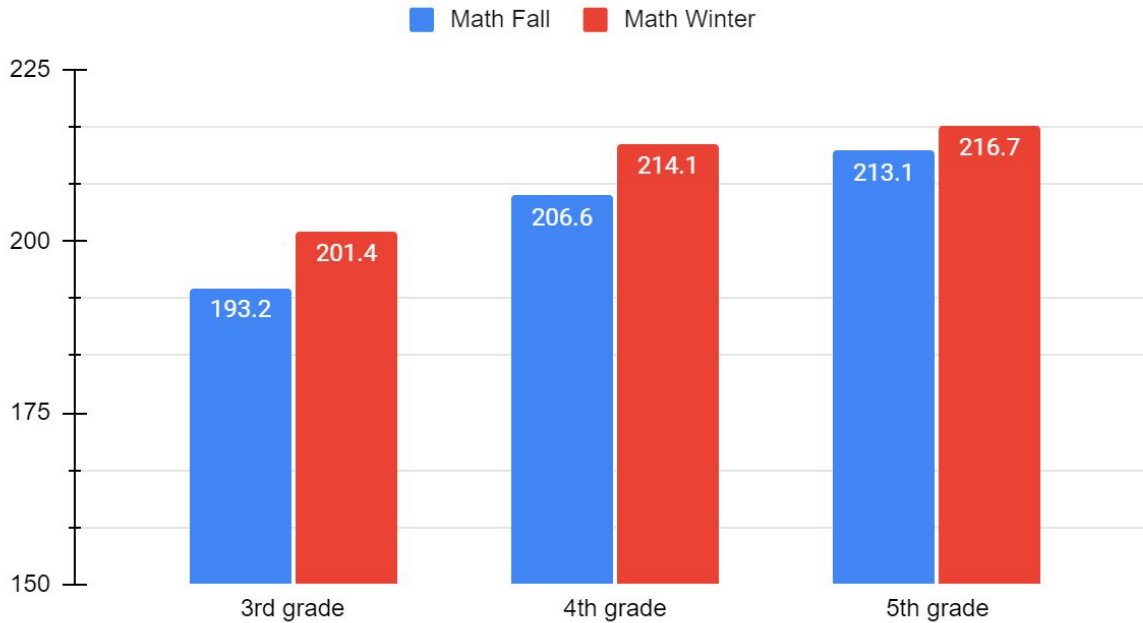
Danforth Junior High

- Continue “Texan Time” Intervention Groups, including targeted language support in EB small-group instruction
- Continue “3D” meetings (MTSS) to discuss and determine plans for students progress
- Increase teacher familiarity with and use of TEKSResource for instruction and assessments
- Feb. 16–Vertical planning within academic teams: rigor, data analysis, resources needed



1.1 - Academic Achievement - Jacob's Well Elementary Math Growth

JWE Math Growth - NWEA MAP RIT Scores




National Mean RIT

3rd - 196.2

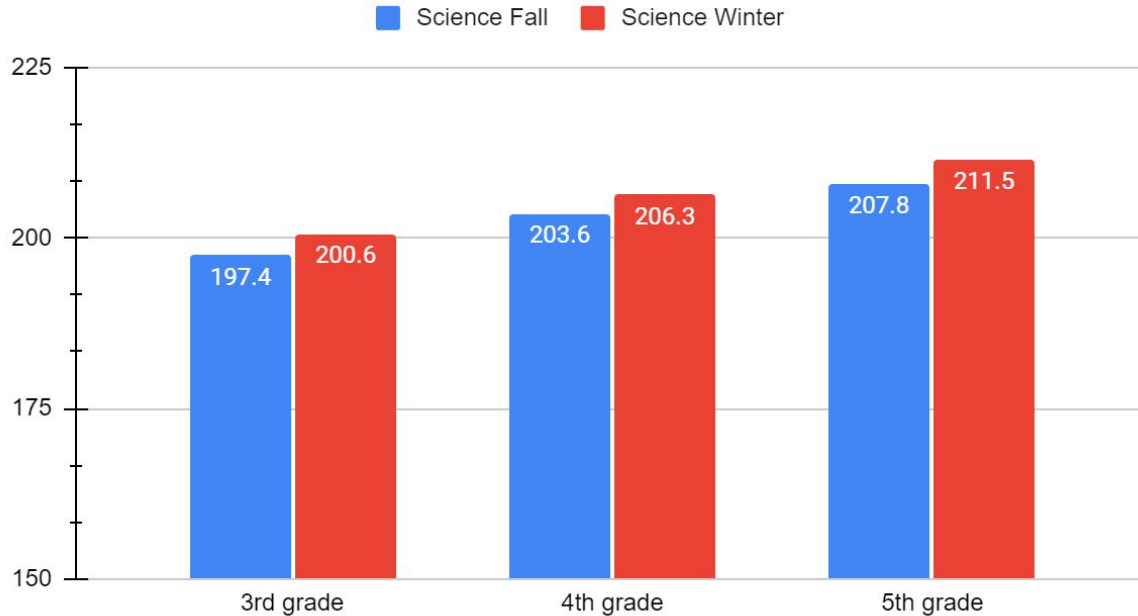
4th - 206.1

5th - 214.7



1.1 - Academic Achievement - Jacob's Well Elementary Science Growth

JWE Science Growth - NWEA MAP RIT scores



National Mean RIT


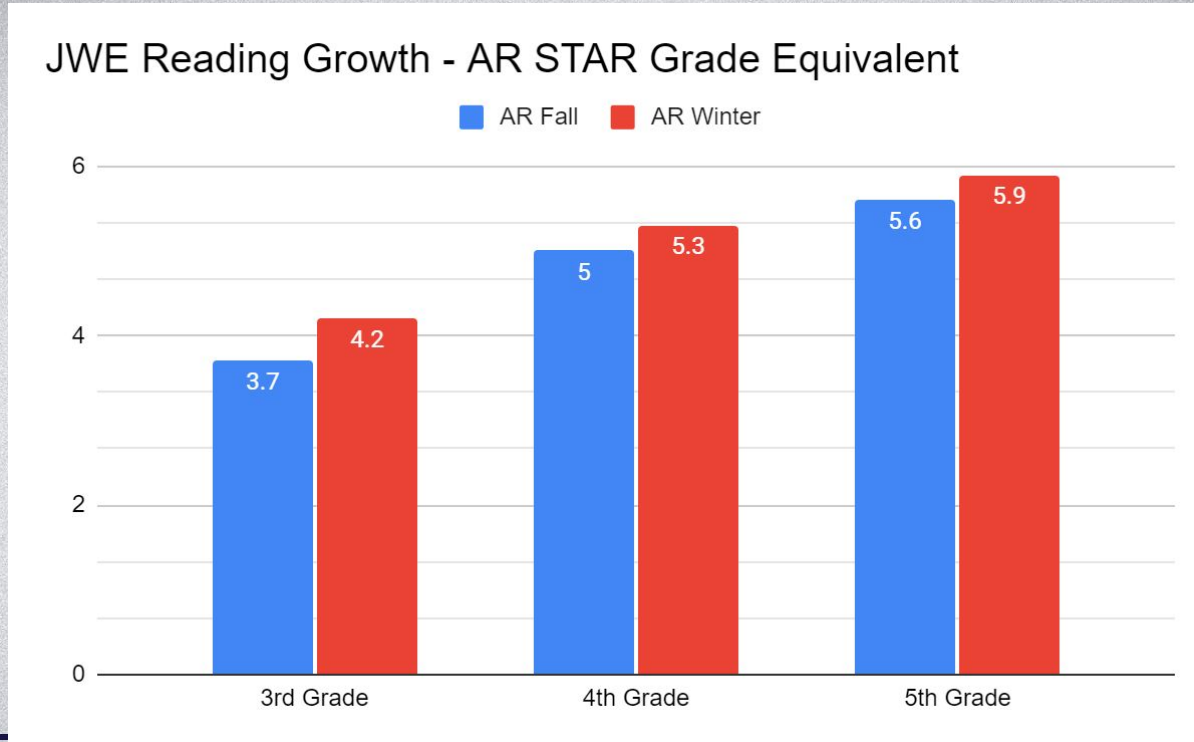
3rd - 193.3

4th - 199.1

15th - 204.3




1.1 - Academic Achievement - Jacob's Well Elementary Reading Growth



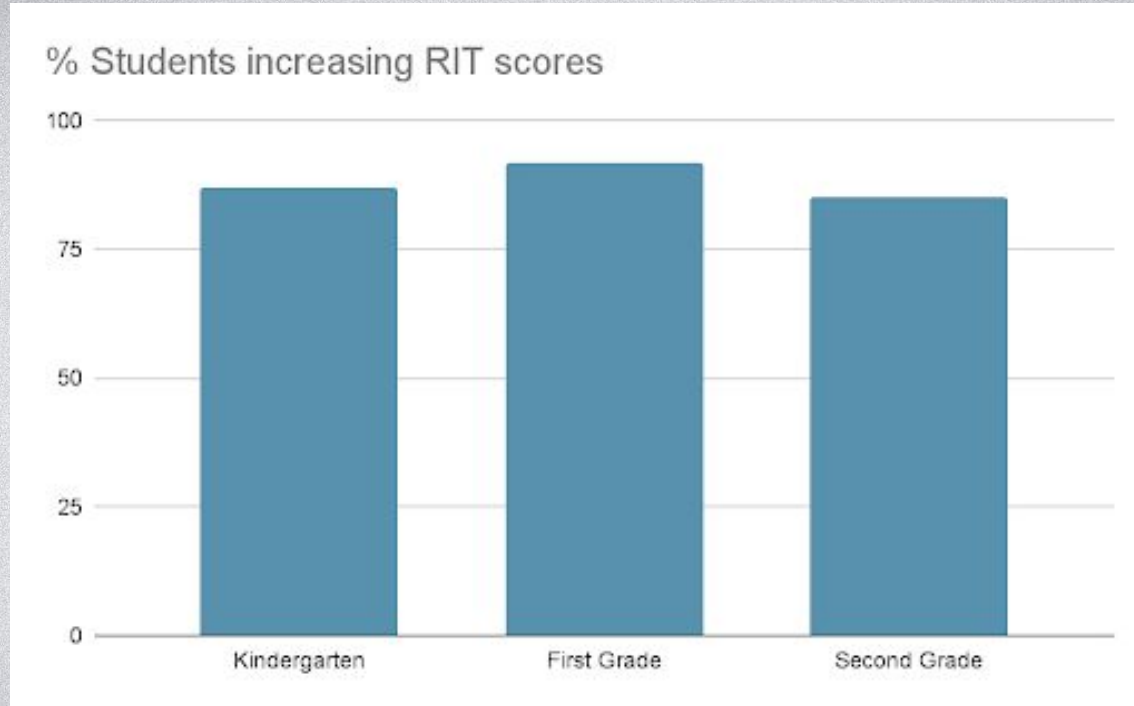
Next Steps...

Jacob's Well Elementary


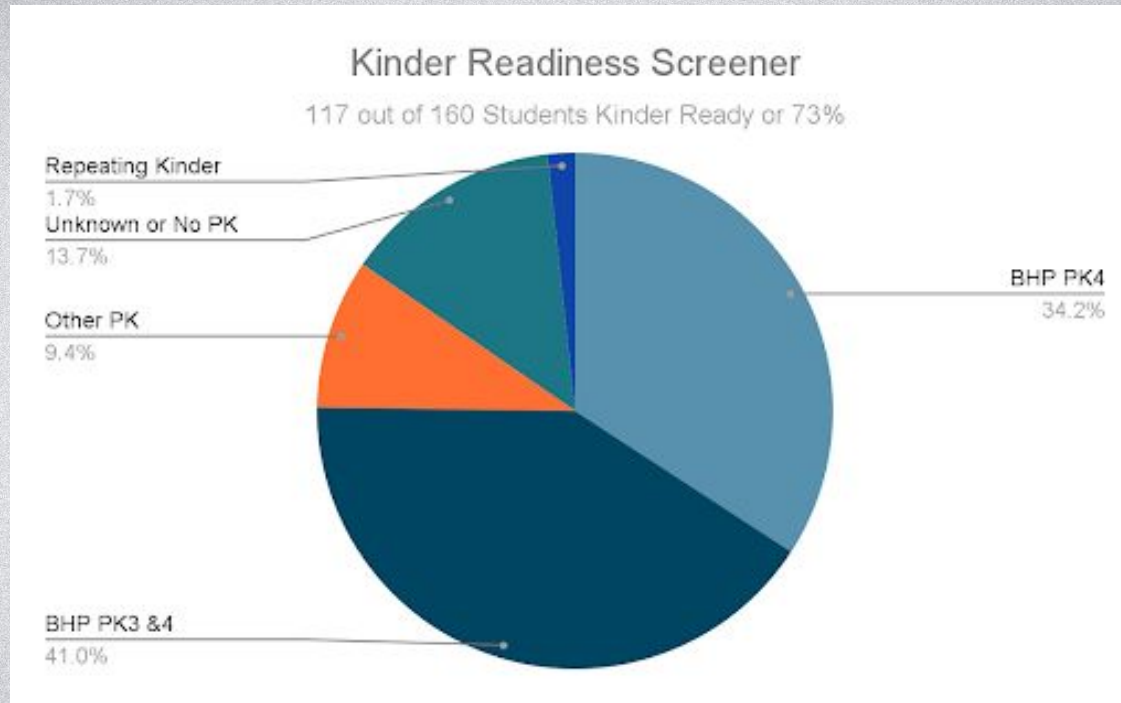
- MTSS - Continuous evaluation of students, data, and intervention groups.
- Professional Development - Feb. 16 - MAP Growth Data and TEKS Resource System
- Interim testing - Extended Planning on Feb. 28 to evaluate data from interims



1.1 - Academic Achievement - Blue Hole Primary NWEA Maps Assessment

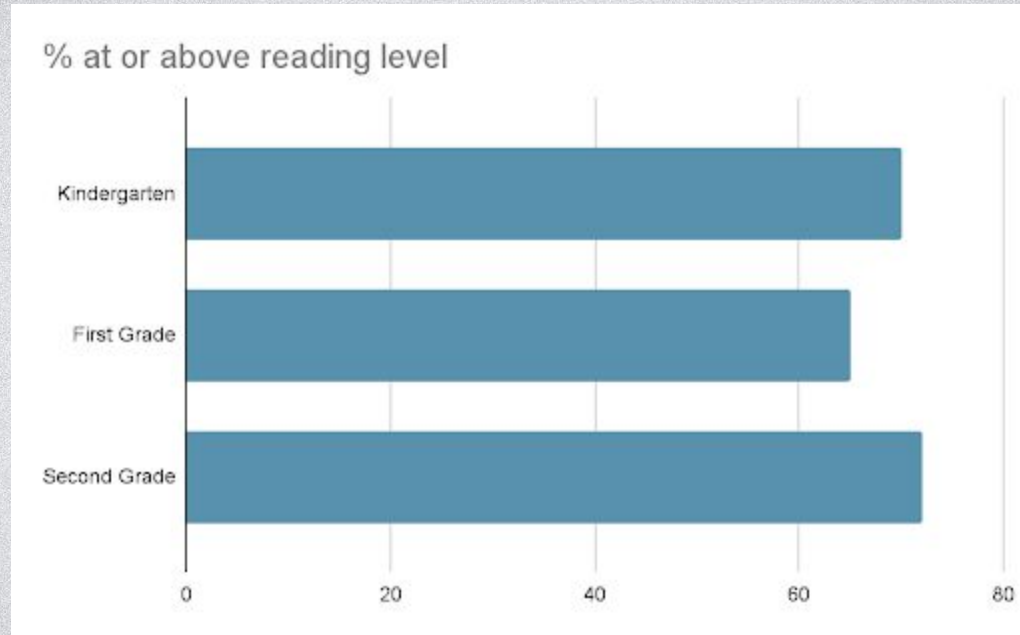


1.1 - Academic Achievement - Blue Hole Primary Kinder Readiness Screener




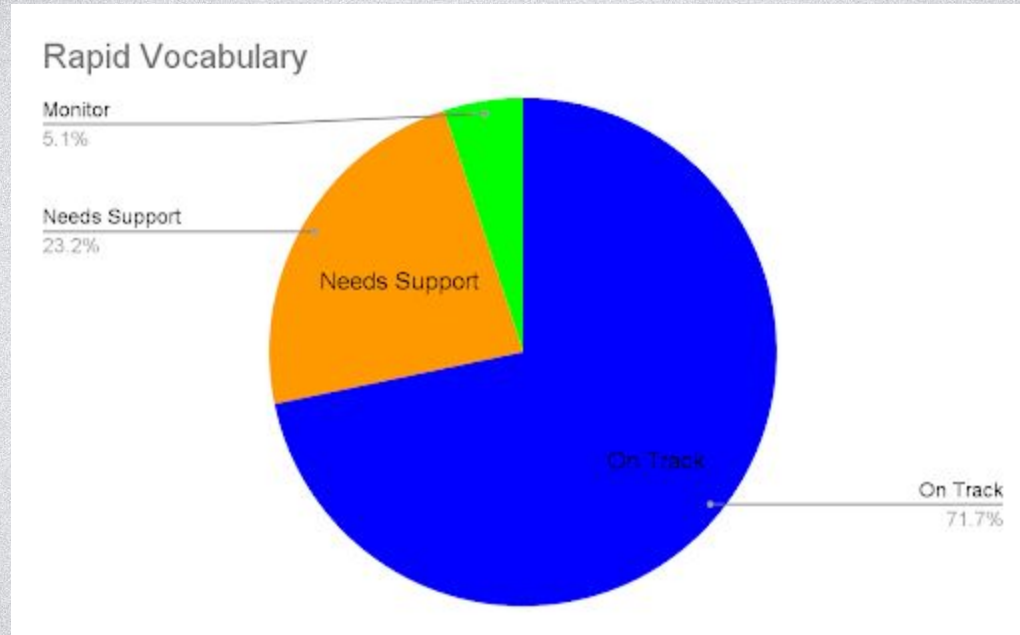
1.1 - Academic Achievement

Blue Hole Primary Middle of the Year DRA (Developmental Reading Assessment)




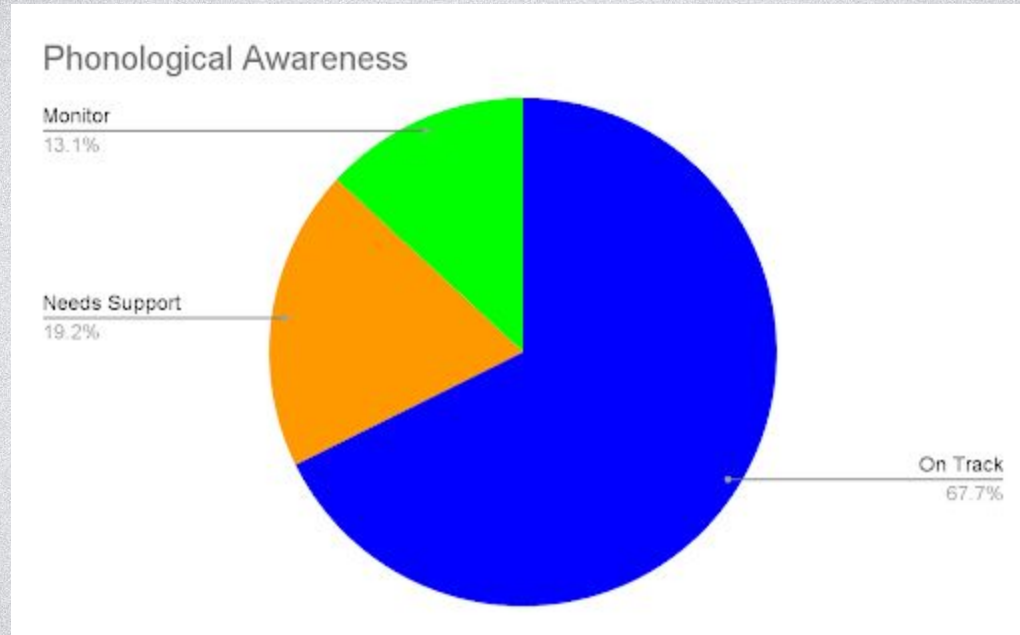
1.1 - Academic Achievement

Blue Hole Primary PreK-4 CLI Data




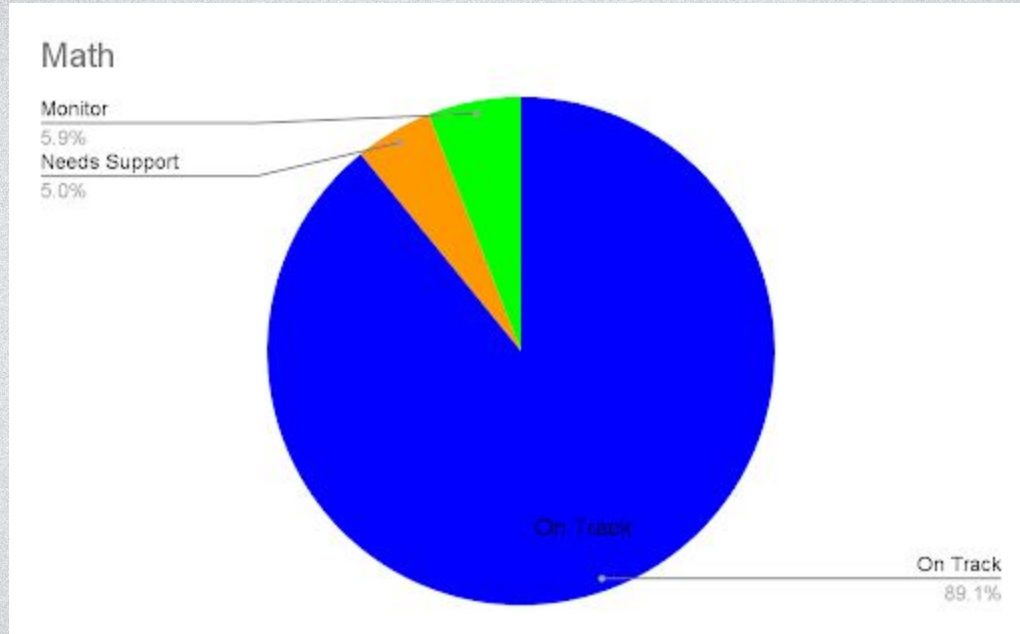
1.1 - Academic Achievement

Blue Hole Primary PreK-4 CLI Data



1.1 - Academic Achievement


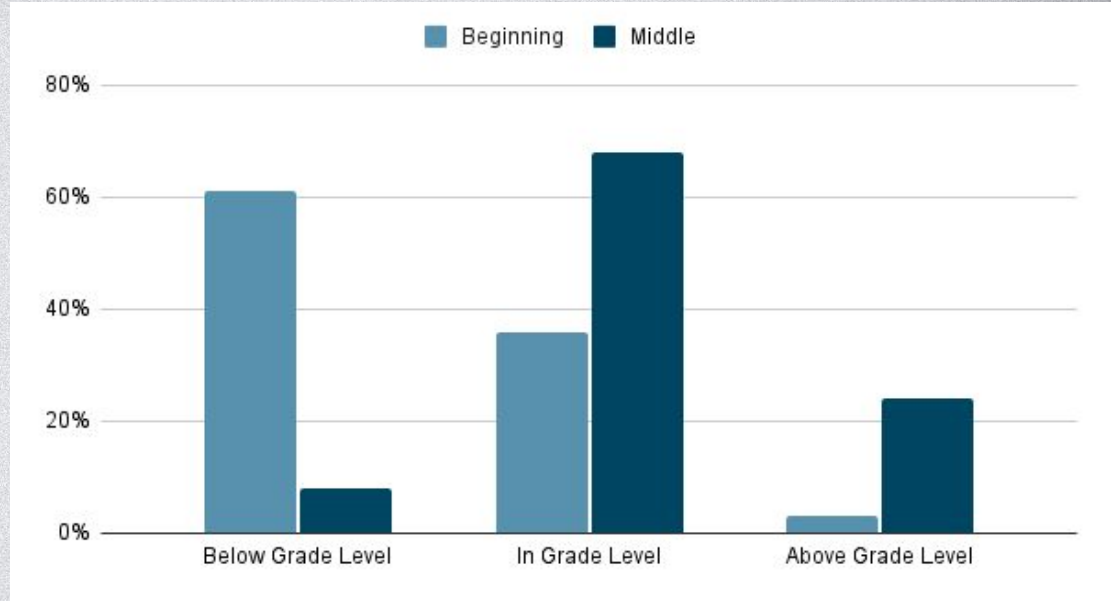
Blue Hole Primary PreK-4 CLI Data



1.1 - Academic Achievement

Blue Hole Primary Lexia Data - Full Campus (K-2)


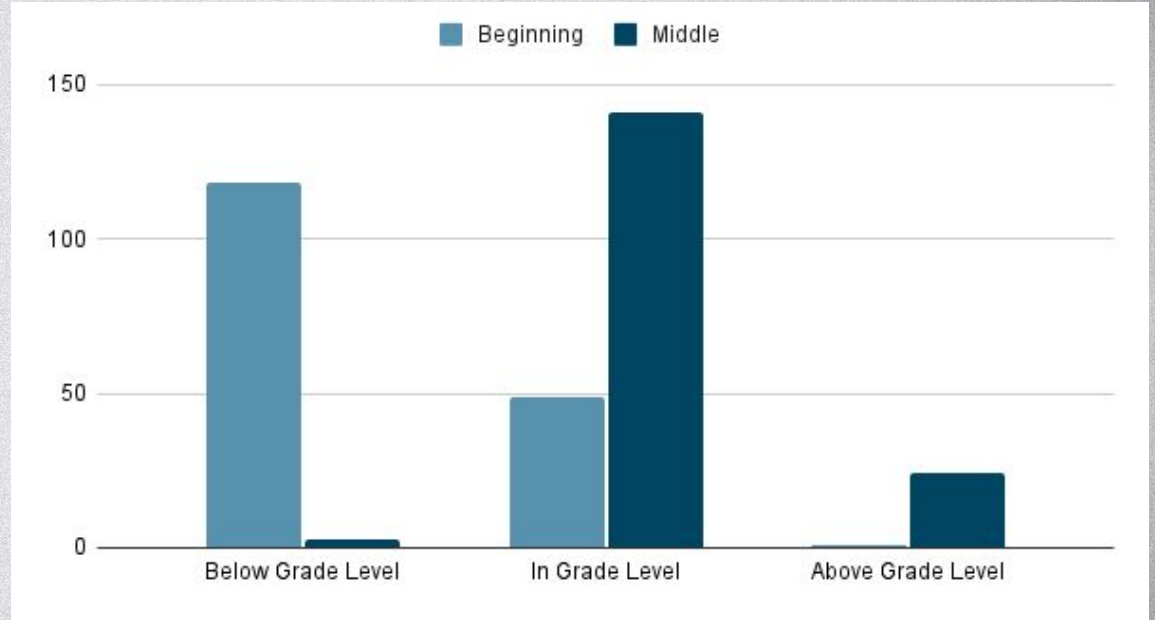
	Beginning	Middle
Below Grade Level	61%	8%
In Grade Level	36%	68%
Above Grade Level	3%	24%



1.1 - Academic Achievement

Blue Hole Primary Lexia Data - Kindergarten


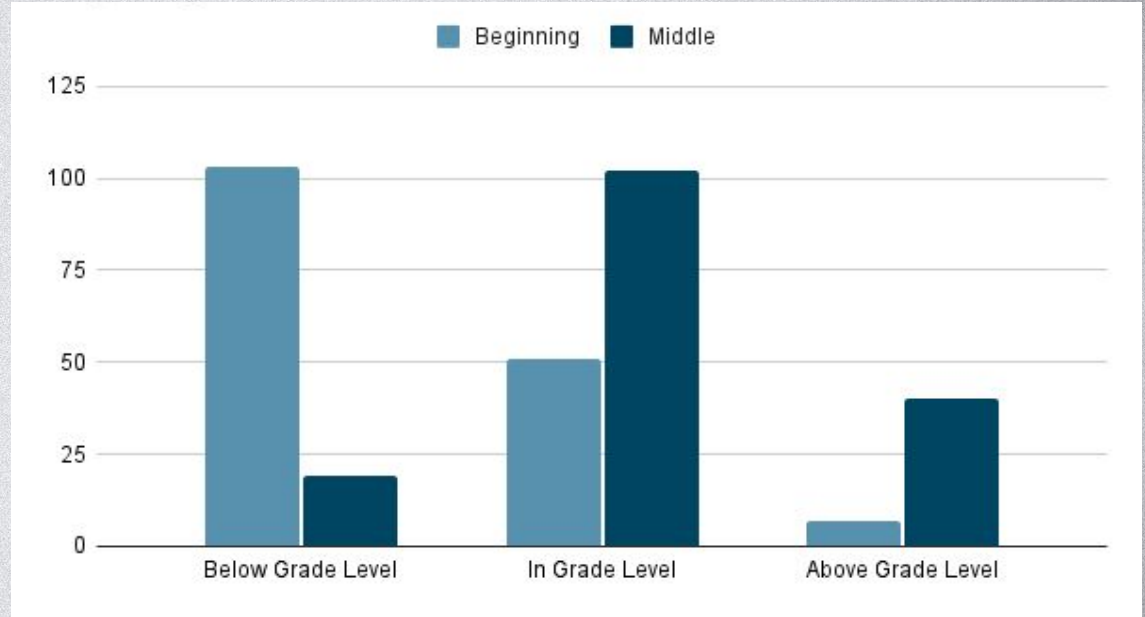
	Beginning	Middle
Below Grade Level	118	3
In Grade Level	49	141
Above Grade Level	1	24



1.1 - Academic Achievement

Blue Hole Primary Lexia Data - First Grade


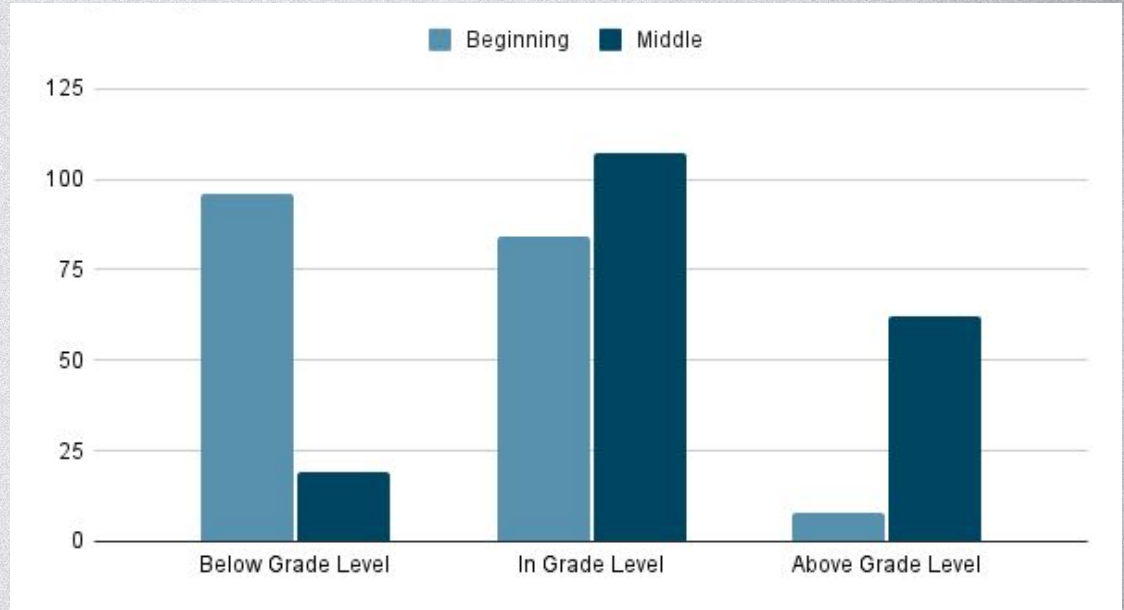
	Beginning	Middle
Below Grade Level	103	19
In Grade Level	51	102
Above Grade Level	7	40



1.1 - Academic Achievement

Blue Hole Primary Lexia Data - Second Grade


	Beginning	Middle
Below Grade Level	96	19
In Grade Level	84	107
Above Grade Level	8	62




Next Steps...

Blue Hole Primary

- NWEA Maps teacher training on February 16th
- TEKS Resource System teacher training on February 16th
- Continue school-wide use of Heggerty Phonemic Awareness
- Looking into Phonics training this summer for teachers
- Continue intervention and GIST



Questions?



Wimberley ISD
Excellence. Innovation. Service.

³²
STRATEGIC PLAN UPDATE



Excellence, Innovation, Service

Superintendent
Greg Bonewald, Ed.D.

Asst. Superintendent
Jason Valentine

Chief Financial Officer
Moises Santiago

February 12, 2024

Dear Dr. Kelly Clary:

I am writing to enthusiastically confirm Wimberley ISD's involvement and commitment on your grant proposal, as a collaborator, to be submitted to Substance Abuse and Mental Health Services (SAMHSA), NOFO No. SP-23-004, on February 21, 2024. As Superintendent of Wimberley ISD, I believe this is an important project which will create a long-lasting collaboration between Wimberley ISD, the surrounding community, social service agencies, and Texas State University. Providing timely, relevant, evidence-based, and mandatory education for 6th through 12th grade students will successfully fulfill Texas Tucker's Law (HB 3908) requirements. Our team is excited about working with your team of scholars/researchers over the 5-year grant period, if funded, to begin September 30, 2024.

Prevention efforts, outreach, and education for 6th through 12th grade students, parents/guardians and staff of youth/adolescents provide an opportunity to identify and reduce early onset substance misuse. I recognize the importance and severity of this topic. Our team collaboratively discussed activities the project team will create and implement, pending grant funding. Those include but are not limited to: (1) an online needs assessment for students, staff, and parents/guardians which will guide the educational components, (2) educational curriculum related to fentanyl awareness tailored for both middle school and high school students which must be approved by SHAC, (3) education for parents/guardians via online webinars and recorded videos, (4) Fentanyl Awareness Week via events, outreach, and education, and (5) a train the trainer program for staff to use and implement after the grant period ends. Wimberley ISD is committed to actively collaborating, providing feedback, and coordinating the activities to fulfill the goals of the grant.

Drug overdose deaths in the United States have been increasing dramatically in recent years, and I understand that Texas drug overdose deaths increased more than 75% during the past five years. The Texas Department of State Health Services states that Texas is experiencing a drug overdose epidemic with a call for surveillance, prevention, and evaluation efforts. This study will have a profound impact for adolescents in Hays County, specifically members of the Wimberley ISD community, to increase awareness of and reduce accidental fentanyl overdoses. Thank you for conducting this important project and research and including Wimberley ISD as a collaborator. Please do not hesitate to contact me if you have any further questions or comments.

Kindly,

Greg Bonewald, Ed.D.
Superintendent, Wimberley ISD

*Wimberley ISD is dedicated to excellence in education, empowering the next generation
of Texans to have a positive impact locally and globally*

951 FM 2325, Wimberley TX 78676 Phone: (512) 847-2414 Fax: (512) 847-2142

www.wimberleyisd.net



Date: February 12, 2024

Monthly Financial Highlights

- The monthly Financial Reports represent financial data through January 31, 2024.
- The cash and investment balances of all governmental and proprietary funds at month end is \$28,965,569. Both the General and Debt Service Funds make up 46% of the total equally with \$13,199,907 (46%) and the Debt Service \$13,423,307 (46%). The unaudited ending general unreserved fund balance as of January 31, 2024 is \$12,063,071 equivalent to 5.16 operating months (**See page 2**).
- Through the end of the month (5/12 or 42.0% of the budget year):
 - The General Fund has collected \$16,387,984 (52.06% of the budget revenue) and has spent \$11,752,111 (35.92% of the overall revised budget expenditures and 42.36% when Recapture is unaccounted for) (**See page 3**).
 - The Child Nutrition fund has collected \$542,594 (46.42% of its budgeted revenue) and has spent \$438,440 (42.33% of its budgeted expenditures) (**See page 8**).
 - Meals served during the month of January 2024 decreased by 2,850 when compared to January 2023, equivalent to 21% for total breakfast and 10% for total lunches (**See page 8**).
 - The operating days in January 2024 (16 days) was one day less when compared to January 2023 (17 days). When converting the meals to those served during an operating day, daily meals decreased by 16% for total breakfasts and decreased by 4% for total lunches (**See page 8**).
 - The Debt Service fund collected \$6,263,358 (58.24% of the budgeted revenue) and paid \$1,716,415 (16.67% of the debt service budget) during this month. Debt service payments are made twice a year, February 15th and August 15th (**See page 9**).
- Special Revenue funds consist of Federal, State, and local grants received by the District. Some of these grants such as Title I and IDEA are non-competitive grants which the District receives based on certain types of student population reported through PEIMS. Other grants such as the San Marcos Civic Foundation and the Wimberley Education Foundation are

competitive grants and are awarded based on demonstrated needs. This group of funds also includes Federal ESSER funding. Total revenue collected is \$1,258,343 and total expenditures spent is \$1,136,357 (**See page 10**).

- Total proprietary funds (Blue Hole Afterschool Program, Jacob's Well Afterschool Program and Tuition Based Pre-K Program) revenue collected is \$98,679, \$56,891, and \$325,233, respectively. Total expenditures are \$49,434, \$26,198, and \$220,300, respectively. Resulting in a net profit of \$49,245, \$30,693, and \$104,932, respectively, through the month of January 2024. (**See page 11**).
- **Current Tax collections for the month of January 2024 totaled \$19,644,210 representing 51.50% of the levy collected during the month. Approximately 53.40% of the total levy has been collected through the end of January 2024, compared to 81.99% the previous year. About 53.25% of the total budgeted tax revenue has been realized year to date as compared to 81.70% over the previous year (See page 12).**
- During the month of January 2024 there was total of 12,173 student riders, which is 1,860 less, year over year. When comparing to the previous month, service days were one day less and student riders increased by 1,712. Year to Date student ridership is 2,030 (2.8%) more than the previous year. The district has a total of 15 bus routes in the morning and afternoon, covering a total daily mileage of 1,103 (**See page 15**).

Should have any questions regarding these financials please contact me.

Moises Santiago SFO, RTSBA
Chief Financial Officer
Wimberley Independent School District

Wimberley Independent School District

Financial Reports

January 31, 2024

Wimberley Independent School District
Combined Balance Sheet
for the Month Ending January 31, 2024
(Un-Audited)

	<u>General</u>	<u>Child Nutrition</u>	<u>Debt Service</u>	<u>Special Revenue</u>	<u>Enterprising</u>	<u>Total</u>	
	<u>Fund</u>	<u>Fund</u>	<u>Fund</u>	<u>Funds</u>	<u>Funds</u>		
Assets:							
11XX	Cash and Cash Equivalents	\$ (928,450.08)	\$ 525,273.43	\$ 6,077.17	\$ 608,949.53	\$ 902,985.33	\$ 1,114,835.38
	Current Investments	14,128,357.28	-	13,417,229.72	305,147.00	-	27,850,734.00
	Total Cash and Investments	\$ 13,199,907.20	\$ 525,273.43	\$ 13,423,306.89	\$ 914,096.53	\$ 902,985.33	\$ 28,965,569.38
12XX	Property Taxes - Delinquent	1,061,982.00	-	277,830.00	-	-	1,339,812.00
	Allowance for Uncollectible Taxes	(106,198.00)	-	(27,783.00)	-	-	(133,981.00)
	Accrued Interest	0.04	-	817.59	-	-	817.63
	Due from State Agencies	239,371.45	39,896.15	-	(2,096.22)	-	277,171.38
	Due from other Governments	1,046,234.35	-	395,232.87	-	-	1,441,467.22
	Due from Other Funds	37,601.62	-	1,336.26	12,027.33	-	50,965.21
	Other Receivables	10,510.37	30,184.71	-	2,955.86	-	43,650.94
	Total Receivables	\$ 2,289,501.83	\$ 70,080.86	\$ 647,433.72	\$ 12,886.97	\$ -	\$ 3,019,903.38
13XX	Inventories	9,481.41	13,283.23	-	-	-	22,764.64
	Prepaid Items	-	-	-	-	-	-
	Other Current Assets	\$ 9,481.41	\$ 13,283.23	\$ -	\$ -	\$ -	\$ 22,764.64
	Total Current Assets	\$ 15,498,890.44	\$ 608,637.52	\$ 14,070,740.61	\$ 926,983.50	\$ 902,985.33	\$ 32,008,237.40
215X	Accounts Payable	\$ 850.00	-	-	1,200.00	-	\$ 2,050.00
	Other Liabilities	-	-	-	-	-	-
	Payroll Deductions and Withholdings	148,746.51	-	-	-	-	148,746.51
216X	Accrued Wages Payable	1,275,448.01	16,132.34	-	-	-	1,291,580.35
	Due to Debt Service	1,336.26	-	-	-	-	1,336.26
	Due to State Agencies	863,444.00	-	(40,054.00)	-	-	823,390.00
	Due to other Governments	(19,809.88)	-	8,902.54	37,382.02	-	26,474.68
22XX	Accrued Expenses	46,139.86	2,436.96	-	-	98.19	48,675.01
23XX	Deferred Revenues	150,318.19	21,949.95	-	64,907.84	1,524.65	238,700.63
	Deferred Inflows	955,784.00	-	(250,047.00)	-	-	705,737.00
	Total Liabilities	\$ 3,422,256.95	\$ 40,519.25	\$ (281,198.46)	\$ 103,489.86	\$ 1,622.84	\$ 3,286,690.44
	Fund Balance/Equity						
	Reserved/Designated Fund Balance	13,562.26	151,789.51	3,448,613.06	552,035.97	-	4,166,000.80
3601	Reserved for Current Year	-	-	-	-	-	-
3602	Expenditures/Expenses	-	-	\$ -	-	-	-
3600	Unreserved Fund Balance/Fund Equity	\$ 12,063,071.23	416,328.76	10,903,326.01	271,457.67	901,362.49	24,555,546.16
	Total Fund Balance/Equity	\$ 12,076,633.49	\$ 568,118.27	\$ 14,351,939.07	\$ 823,493.64	\$ 901,362.49	\$ 28,721,546.96
	Total Liabilities and Fund Equity	\$ 15,498,890.44	\$ 608,637.52	\$ 14,070,740.61	\$ 926,983.50	\$ 902,985.33	\$ 32,008,237.40

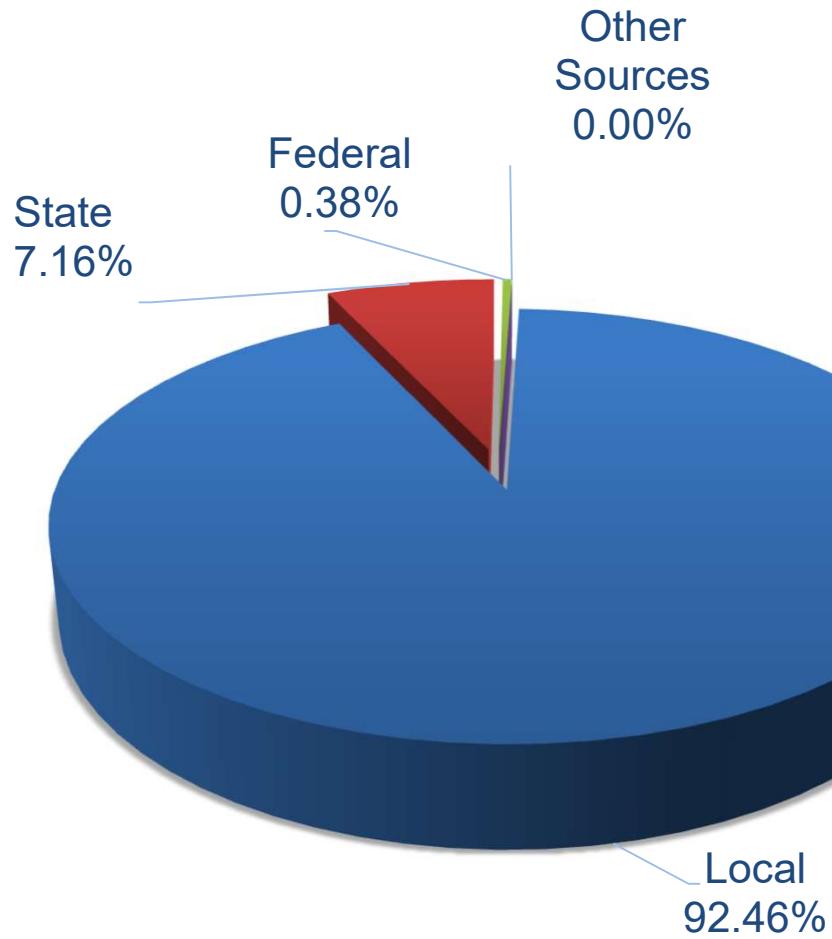
Wimberley Independent School District
Statement of Revenues, Expenditures, and Changes in Fund Balance
for the Month Ending January 31, 2024
(Un-Audited)

	GENERAL FUND						
	<u>Prior Year</u> <u>Actual Revenues/</u> <u>Expenditures</u>	<u>Original</u> <u>Budget</u>	<u>Revised</u> <u>Budget</u>	<u>Encumbrances</u>	<u>Current Year</u> <u>Actual Revenues/</u> <u>Expenditures</u>	<u>Unrealized/</u> <u>Unexpended</u> <u>Budget</u>	<u>Percentage</u> <u>Y-T-D</u>
Revenues:							
Local	\$ 25,976,220.59	\$ 28,380,707	\$ 28,380,707	\$ -	\$ 15,153,013.73	(13,227,693.27)	53.39%
State	\$ 2,259,882.44	2,669,842	2,669,842	\$ -	\$ 1,172,849.52	(1,496,992.48)	43.93%
Federal	\$ -	334,143	334,143	\$ -	\$ 62,120.32	(272,022.68)	18.59%
Other Sources	\$ -	91,878	91,878	\$ -	\$ -	(91,878.00)	0.00%
Total Revenues	\$ 28,236,103.03	\$ 31,476,570	\$ 31,476,570	\$ -	\$ 16,387,983.57	\$ (15,088,586.43)	52.06%
11-Instruction	\$ 6,251,979.92	15,431,481	15,449,934	46,980.28	\$ 6,400,202.39	9,002,751.33	41.43%
12-Library	\$ 109,191.67	245,527	245,527	6,761.39	\$ 100,128.34	138,637.27	40.78%
13-Prof Dev	\$ 48,957.09	158,390	158,190	787.50	\$ 56,820.28	100,582.22	35.92%
21-Instruct Admin	\$ 232,651.13	652,312	634,649	3,806.48	\$ 233,446.65	397,395.87	36.78%
23-Campus Admin	\$ 563,429.04	1,275,255	1,273,755	9,777.62	\$ 547,100.53	716,876.85	42.95%
31-Counselors	\$ 401,291.75	985,380	1,022,590	1,684.96	\$ 451,117.81	569,787.23	44.12%
33-Health Services	\$ 100,228.62	215,160	215,160	863.10	\$ 97,788.53	116,508.37	45.45%
34-Transportation	\$ 277,219.41	1,012,158	1,012,158	78,468.97	\$ 454,778.83	478,910.20	44.93%
36-Co-Curricular	\$ 624,188.87	1,432,521	1,432,521	11,030.97	\$ 665,291.99	756,198.04	46.44%
41-Gen Admin	\$ 590,956.74	1,486,208	1,491,208	8,992.15	\$ 624,936.76	857,279.09	41.91%
51-Maintenance	\$ 1,447,801.52	3,782,933	3,782,933	702,543.10	\$ 1,540,068.63	1,540,321.27	40.71%
52-Security	\$ 148,216.90	681,012	646,512	12,153.24	\$ 196,330.16	438,028.60	30.37%
53-Data Services	\$ 268,778.65	436,233	429,433	2,096.33	\$ 242,567.49	184,769.18	56.49%
81-Facilities Acquisition/Constr.	\$ -	-	-	-	\$ -	-	NA
91-Purchase of WADA-Chp 49	\$ -	4,608,715	4,608,715	-	\$ -	4,608,715.00	0.00%
99-Other Intergovernmental charge	\$ 130,679.92	316,600	316,600	-	\$ 141,533.05	175,066.95	44.70%
00-Other Uses	\$ -	-	-	-	\$ -	-	NA
Total Expenditures and Other Uses	\$ 11,195,571.23	\$ 32,719,885	\$ 32,719,885	\$ 885,946.09	\$ 11,752,111.44	\$ 20,081,827.47	35.92%
Excess of Revenues Over (Under) Expenditures and Other Uses	\$ 17,040,531.80	\$ (1,243,315)	\$ (1,243,315)	(885,946.09)	\$ 4,635,872.13		
Unaudited Beginning Fund Balance September 1, 2023		\$ 7,440,759	\$ 7,440,759	-	\$ 7,440,759.00		
Fund Balance Ending - Monthly Reporting Period		\$ 6,197,444	\$ 6,197,444	(885,946.09)	\$ 12,076,631.13	\$ 5,879,187.13	

Wimberley Independent School District
Detail of Expenditures & Other Uses(Program) - General Fund
for the Month Ending January 31, 2024
(Un-Audited)

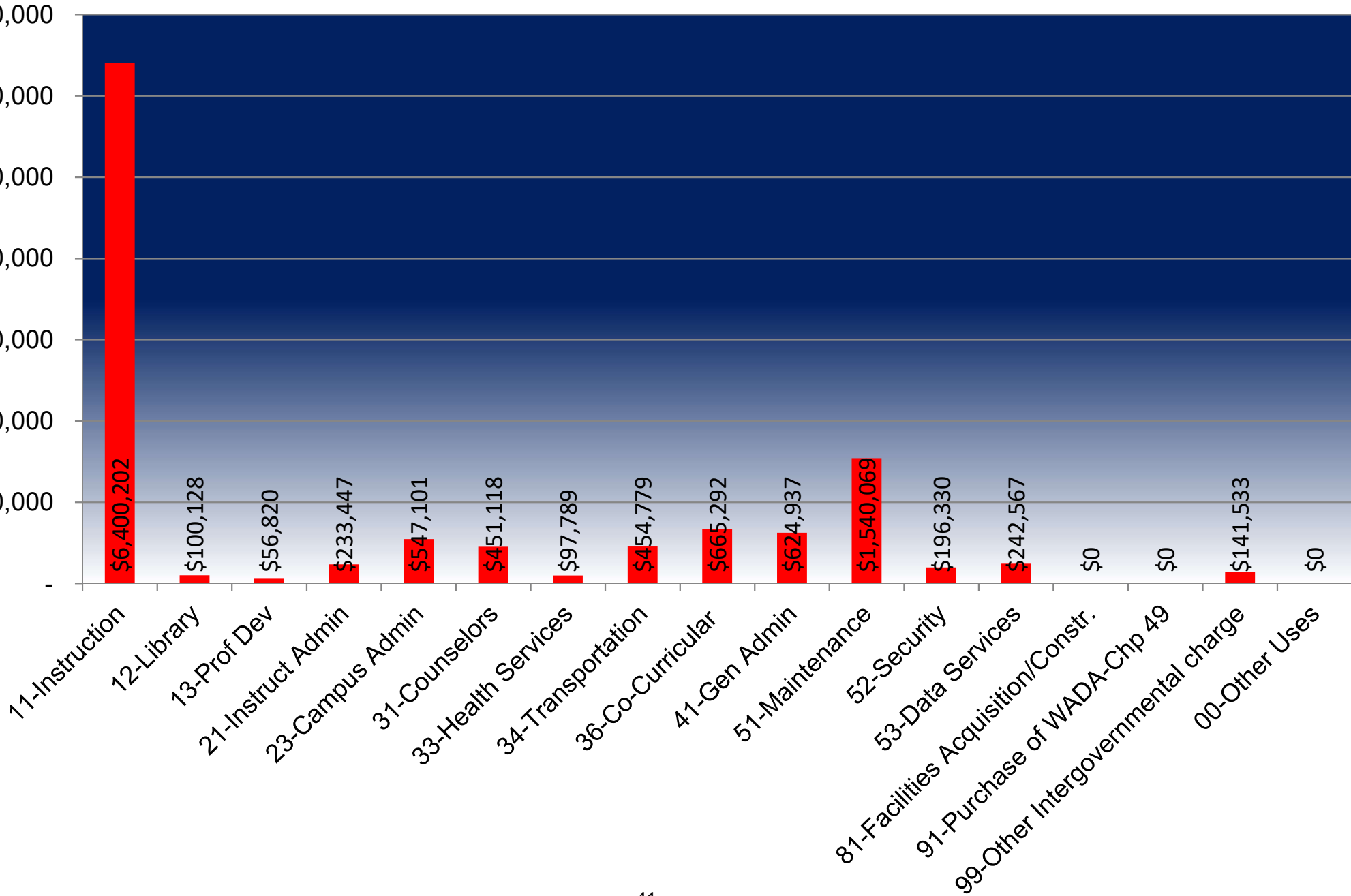
GENERAL FUND							
<i>Expenditures and Other Uses by Program Code:</i>	<u>Prior Year</u> <u>Actual Revenues/</u> <u>Expenditures</u>	<u>Original</u> <u>Budget</u>	<u>Revised</u> <u>Budget</u>	<u>Encumbrances</u>	<u>Current Year</u> <u>Actual Revenues/</u> <u>Expenditures</u>	<u>Unrealized/</u> <u>Unexpended</u> <u>Budget</u>	<u>Percentage</u> <u>Y-T-D</u>
11-Basic Educational Services	4,337,711.75	10,218,966	10,218,966	24,228.92	4,231,709.86	5,963,027.22	41.41%
21-Gifted and Talented	111,315.88	256,533	256,533	-	105,322.43	151,210.57	41.06%
22-Career and Technical	407,771.52	932,594	932,594	3,269.97	360,770.72	568,553.31	38.68%
23-Services to Students with Disabilities	1,161,815.96	3,237,962	3,237,962	35,935.36	1,289,333.69	1,912,692.95	39.82%
24-Accelerated Education	162,760.44	658,264	658,264	218.02	253,906.16	404,139.82	38.57%
25-Bilingual Education and Special Language	121,520.82	276,634	276,634	747.00	113,317.44	162,569.56	40.96%
28-Disciplinary Alternative Education (DAEP)	42,895.12	110,417	110,417	-	46,326.48	64,090.52	41.96%
33-Prekindergarten Special Education Services	23,006.15	75,028	75,028	8,785.00	66,593.65	(350.65)	88.76%
36-Early Education Allotment	34,710.26	202,953	202,953	-	85,200.75	117,752.25	41.98%
37-Dyslexia	65,741.11	161,009	161,009	140.00	49,398.21	111,470.79	30.68%
38-College, Career & Military Readiness	101,328.13	251,868	251,868	-	105,906.91	145,961.09	42.05%
43-Dyslexia - Special Education	34,704.21	84,371	84,371	-	87,462.62	(3,091.62)	103.66%
91-Athletics and Related Activities	542,336.62	1,207,466	1,207,466	7,849.14	574,036.12	625,580.74	47.54%
99-Undistributed	4,047,953.26	15,045,820	15,045,820	804,772.68	4,382,826.40	9,858,220.92	29.13%
Total Expenditures and Other Uses	11,195,571.23	32,719,885	32,719,885	885,946.09	11,752,111.44	20,081,827.47	35.92%

General Fund Revenues Collected Year to Date

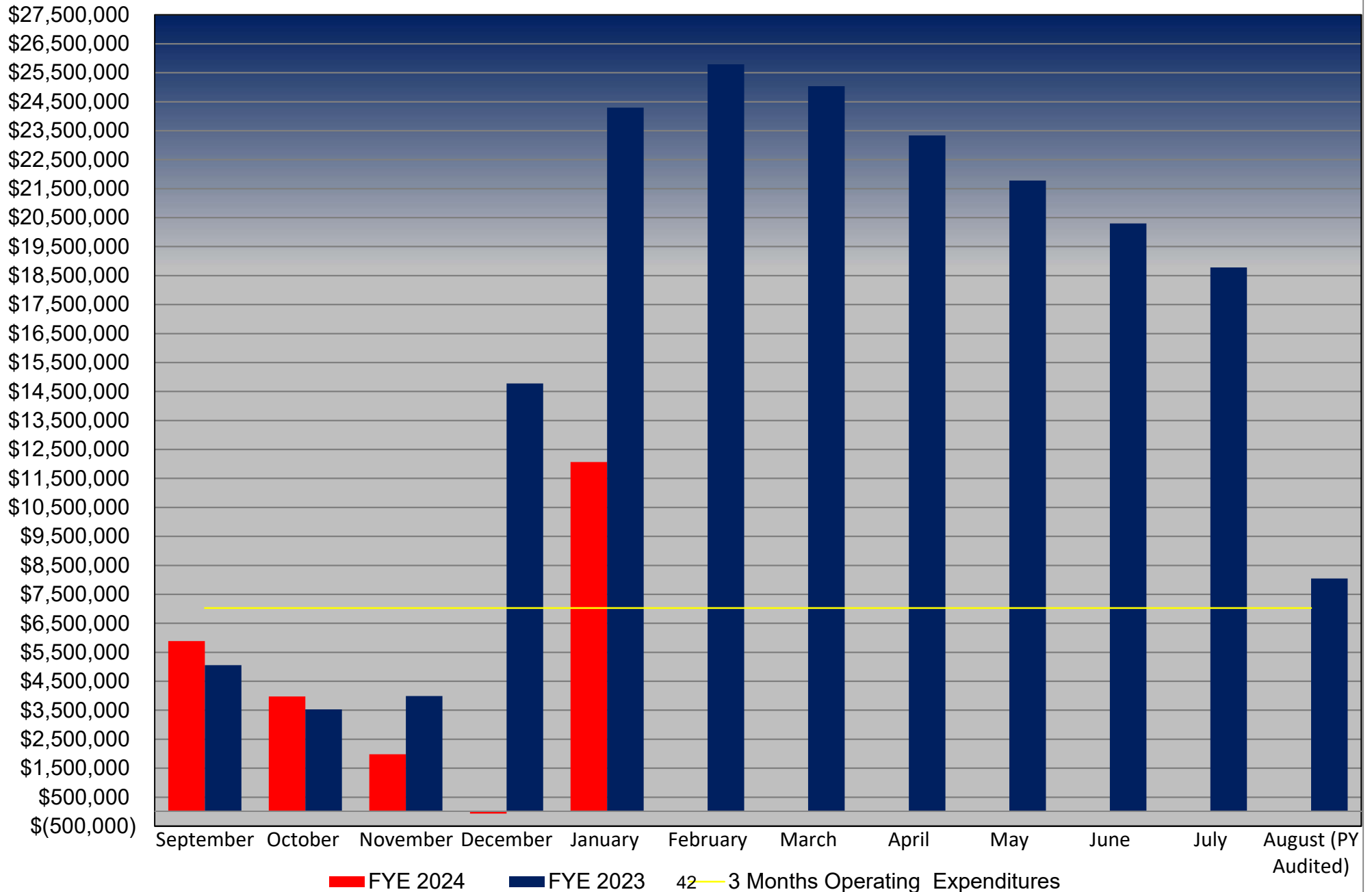


■ Local ■ State ■ Federal ■ Other Sources

General Fund Expenditures Year to Date



Fund Balance by Month



Wimberley Independent School District
Statement of Revenues, Expenditures, and Changes in Fund Balance
for the Month Ending January 31, 2024
(Un-Audited)

	CHILD NUTRITION FUND					
	<u>Prior Year</u> <u>Actual Revenues/</u> <u>Expenditures</u>	<u>Original</u> <u>Budget</u>	<u>Revised</u> <u>Budget</u>	<u>Current Year</u> <u>Actual Revenues/</u> <u>Expenditures</u>	<u>Unrealized/</u> <u>Unexpended</u> <u>Budget</u>	<u>Percentage</u> <u>Y-T-D</u>
Revenues and Other Resources:						
Local	\$ 319,503.40	\$ 619,090	\$ 619,090	\$ 328,783.75	\$ (290,306.25)	53.11%
State	-	7,400	7,400	-	(7,400.00)	0.00%
Federal	250,810.46	542,300	542,300	213,810.24	(328,489.76)	39.43%
Other sources	-	-	-	-	-	NA
Total Revenues and Other Resources	\$ 570,313.86	\$ 1,168,790	\$ 1,168,790	\$ 542,593.99	\$ (626,196.01)	46.42%
Expenditures and Other Uses:						
35-6100 Payroll	163,602.58	363,905	363,905	\$ 181,113.98	182,791.02	49.77%
35-6200 Professional and Contracted Services	26.55	120	120	\$ 20.44	99.56	17.03%
35-6341 Food Supplies	227,988.07	405,000	456,790	\$ 215,028.42	241,761.58	47.07%
35-6342 Non-Food Supplies	18,609.84	58,795	58,795	\$ 16,221.88	42,573.12	27.59%
35-6344 USDA Commodities	-	55,000	55,000	\$ -	55,000.00	0.00%
35-6349 Miscellaneous Supplies	15.98	2,300	2,300	\$ 291.90	2,008.10	12.69%
35-6300 Supplies & Materials	14,337.35	18,750	18,750	\$ 265.75	18,484.25	1.42%
35-6400 Food Service Other Operating Expenses	2,024.08	19,600	19,600	\$ 7,161.44	12,438.56	36.54%
35-6600 Food Service Capital Expenses	-	70,000	60,500	\$ 18,336.08	42,163.92	30.31%
Total Expenditures	\$ 426,604.45	\$ 993,470	\$ 1,035,760	\$ 438,439.89	\$ 597,320.11	42.33%
Excess of Revenues and Other Resources						
Over (Under) Expenditures	\$ 143,709.41	\$ 175,320	\$ 133,030	\$ 104,154.10		
Unaudited Fund Balance September 1, 2023		463,964	463,964	463,964.00		
Fund Balance Ending - Monthly Reporting Period		\$ 639,284	\$ 596,994	\$ 568,118.10	\$ (28,875.90)	

	Current				Increase /			
	Prior Year/Mo.	Year/Mo.	(Decrease)	% Change	Prior Year/Mo.	Year/Day	(Decrease)	% Change
School Breakfast Program Meals Served: (Days)					17	16		
Free-Bkfst	2,381	1,928	(453)	-19%	140	121	(19)	-14%
Reduced-Bkfst	263	106	(157)	-60%	15	7	(8)	-53%
Paid-Bkfst	1,857	1,517	(340)	-18%	109	95	(14)	-13%
Total	4,501	3,551	(950)	-21%	264	223	(41)	-16%
School Lunch Program Meals Served:								
Free-Lunch	7,084	6,304	(780)	-11%	417	394	(23)	-6%
Reduced-Lunch	702	447	(255)	-36%	41	28	(13)	-32%
Paid-Lunch	11,168	10,303	(865)	-8%	657	644	(13)	-2%
Total	18,954	17,054	(1,900)	-10%	1,115	1,066	(49)	-4%
Grant Totals	23,455	20,605	(2,850)	-12%	1,379	1,289	(90)	-7%

	Prior Year/Mo.	Current Year/Mo.	Increase/(Decrease)	% Change
Number of Children approved for Free Meals	649	655	6	0.9%
Number of Children approved for Reduced Meals	74	43	58	-21.6%
Total	723	713	(10)	-1.4%

Wimberley Independent School District
Statement of Revenues, Expenditures, and Changes in Fund Balance
for the Month Ending January 31, 2024
(Un-Audited)

DEBT SERVICE FUND

	<u>Prior Year</u> <u>Actual Revenues/</u> <u>Expenditures</u>	<u>Original</u> <u>Budget</u>	<u>Revised</u> <u>Budget</u>	<u>Current Year</u> <u>Actual Revenues/</u> <u>Expenditures</u>	<u>Unrealized/</u> <u>Unexpended</u> <u>Budget</u>	<u>Percentage</u> <u>Y-T-D</u>
Revenues:						
Local Revenue						
Taxes, Current Year Levy	7,761,198.15	\$ 10,553,832	\$ 10,553,832	5,633,306.82	\$ (4,920,525.18)	53.38%
Taxes, Prior Year	32,854.50	45,000	45,000	15,467.60	(29,532.40)	34.37%
Penalties, Interest and Other Tax Revenues	6,856.06	45,000	45,000	10,639.12	\$ (34,360.88)	23.64%
Earnings from Investments	58,025.95	110,000	110,000	123,413.76	13,413.76	112.19%
Miscellaneous Revenue	-	-	-	-	-	NA
Local Revenue	\$ 7,858,934.66	\$ 10,753,832	\$ 10,753,832	\$ 5,782,827.30	\$ (4,971,004.70)	53.77%
State Revenue						
Additional State Aid for Homestead Exemption	\$ 185,759.00	\$ -	\$ -	\$ 480,531.00	480,531.00	NA
State Revenue	\$ 185,759.00	\$ -	\$ -	\$ 480,531.00	\$ 480,531	NA
Other Sources						
Issuance of Bonds	\$ -	\$ -	\$ -	\$ -	-	NA
Operating Transfer In	\$ -	\$ -	\$ -	\$ -	-	NA
Bond Premium/Discount	\$ -	\$ -	\$ -	\$ -	-	NA
Other Source Revenue	\$ -	\$ -	\$ -	\$ -	\$ -	0.00%
Total Revenue	\$ 8,044,693.66	\$ 10,753,832.00	\$ 10,753,832.00	\$ 6,263,358.30	\$ (4,490,473.70)	58.24%
Expenditures:						
71-6511 Bond Principal	-	6,308,597	6,308,597	-	6,308,597.00	0.00%
71-6521 Interest on Bonds	-	3,979,734	3,979,734	1,714,864.60	2,264,869.40	43.09%
71-6599 Other Debt Service Fees	750.00	10,500	10,500	1,550.00	8,950.00	14.76%
Total Expenditures	\$ 750.00	\$ 10,298,831	\$ 10,298,831	\$ 1,716,414.60	\$ 8,582,416.40	16.67%
Excess of Revenues Over (Under) Expenditures	\$ 8,043,943.66	\$ 455,001	\$ 455,001	\$ 4,546,943.70		
Unaudited Fund Balance September 1, 2023		\$ 9,242,599	\$ 9,242,599	\$ 9,242,599.00		
Fund Balance Ending - Monthly Reporting Period		\$ 9,697,600	\$ 9,697,600	\$ 13,789,542.70	\$ 4,091,942.70	

Wimberley Independent School District
Statement of Revenues, Expenditures, and Changes in Fund Balance
for the Month Ending January 31, 2024
(Un-Audited)

SPECIAL REVENUE FUNDS

	<u>Prior Year</u> <u>Actual Revenues/</u> <u>Expenditures</u>	<u>Revised Budget</u>	<u>Current Year</u> <u>Actual Revenues/</u> <u>Expenditures</u>	<u>Unrealized/</u> <u>Unexpended</u> <u>Budget</u>	<u>Percentage</u> <u>Y-T-D</u>
Revenues:					
Local	\$ 490,653.16	\$ 1,193,127	\$ 704,379.33	\$ (488,748.01)	59.04%
State	1,523.32	430,165	233,843.13	(196,321.76)	54.36%
Federal	284,907.27	1,933,799	320,120.40	(1,613,678.11)	16.55%
Total Revenues	\$ 777,083.75	\$ 3,557,091	\$ 1,258,342.86	\$ (2,298,747.88)	35.38%
Expenditures:					
11-Instruction	74,610.57	1,040,855	478,683.31	562,171.47	45.99%
12-Library	-	-	-	-	NA
13-Prof Dev	-	9,805	2,595.00	7,210.00	26.47%
21-Instruct Admin	-	50,277	21,001.50	29,275.50	41.77%
23-School Leadership	-	76,603	36,890.82	39,712.18	48.16%
31-Counselors	-	291,450	76,858.26	214,591.74	26.37%
33-Health Services	82.14	79,502	32,430.36	47,071.28	40.79%
34-Transportation	-	-	-	-	NA
36-Co-Curricular	387,314.57	1,255,671	397,435.29	858,235.65	31.65%
41-Gen Admin	-	10,909	3,042.45	7,866.35	27.89%
51-Maintenance	-	-	-	-	NA
52-Security	-	844,777	72,397.80	772,379.09	8.57%
53-Data Services	-	-	-	-	NA
61-Community Service	-	-	-	-	NA
81-Facilities Acquisition/Constr	-	10,000	15,022.06	(5,022.06)	150.22%
99-Other Intergovernmental Charges	-	-	-	-	NA
00-Other Uses	-	-	-	-	NA
Total Expenditures	\$ 462,007.28	\$ 3,669,848	\$ 1,136,356.85	\$ 2,533,491	30.96%
Excess of Revenues					
Over (Under) Expenditures	\$ 315,076.47	\$ (112,757.31)	\$ 121,986.01		
Unaudited Fund Balance September 1, 2023		\$ 702,825.00	\$ 702,825.00	\$ 702,825.00	
Fund Balance Ending - Monthly Reporting Period		\$ 590,067.69	\$ 824,811.01	\$ 234,743.32	

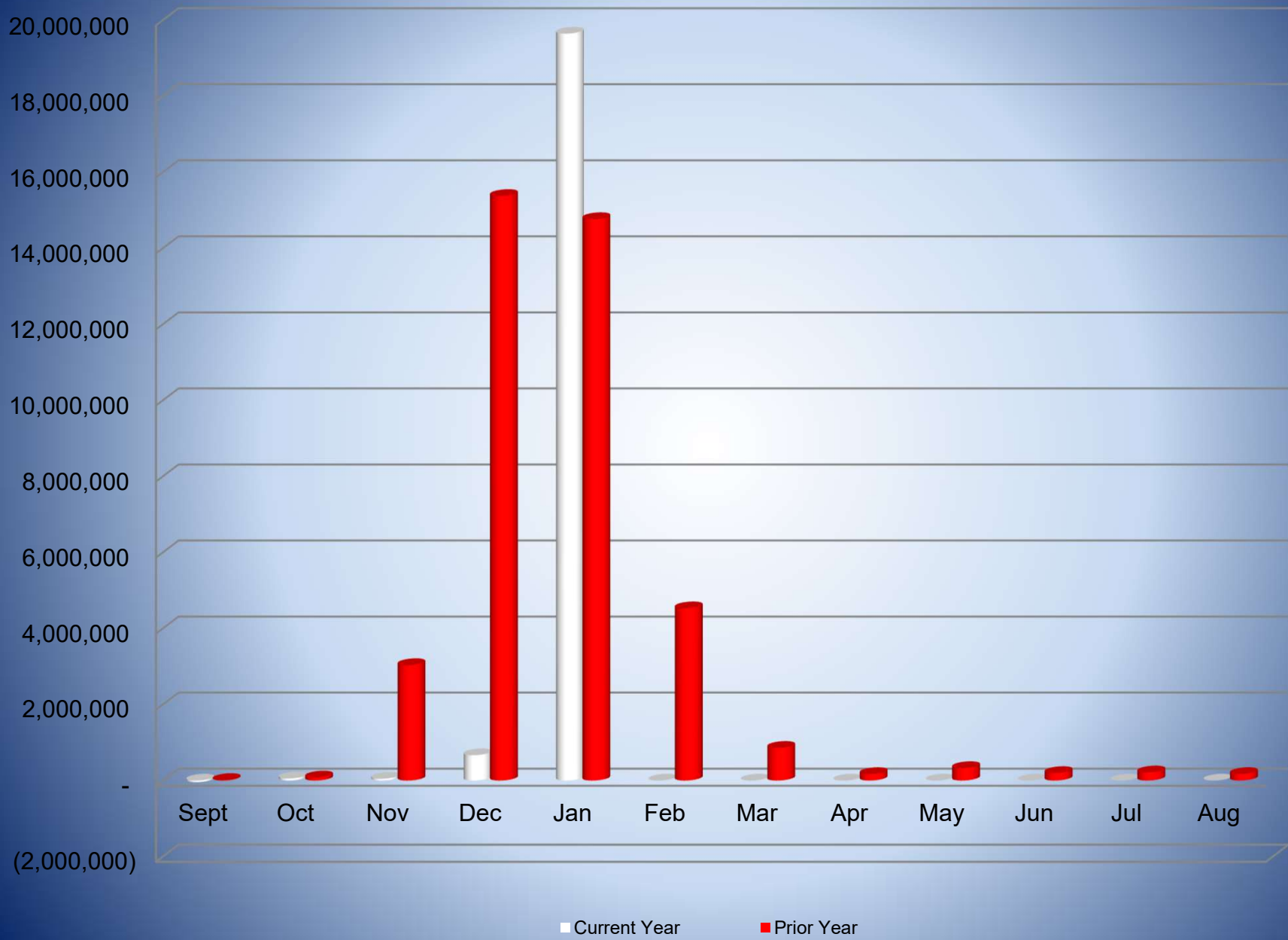
Wimberley Independent School District
Statement of Revenues, Expenses, and Changes in Equity
for the Month Ending January 31, 2024
(Un-Audited)

	<u>2023-2024</u> <u>Blue Hole</u> <u>After School</u> <u>Program</u>	<u>2023-2024</u> <u>Jacob's Well</u> <u>After School</u> <u>Program</u>	<u>2023-2024</u> <u>Blue Hole</u> <u>Pre-K</u> <u>Program</u>	<u>2023-2024</u> <u>Total Revenues/</u> <u>Expenses</u>
<i>Revenues and Other Resources:</i>				
Local	\$ 96,765.10	\$ 55,366.42	\$ 312,189.44	\$ 464,320.96
State	1,913.77	1,524.59	13,043.66	16,482.02
Other sources	-	-	-	-
Total Revenues and Other Resources	\$ 98,678.87	\$ 56,891.01	\$ 325,233.10	\$ 480,802.98
<i>Expenses and Other Uses:</i>				
6100 Payroll	41,167.68	24,847.62	211,597.26	277,612.56
6200 Professional and Contracted Services	-	-	-	-
6300 Supplies and Materials	2,177.22	1,350.75	2,613.96	6,141.93
6400 Other Operating Expenses	-	-	-	-
6600 Capital Outlay	6,088.97	-	6,088.97	12,177.94
8000-Other Uses	-	-	-	-
Total Expenses	\$ 49,433.87	\$ 26,198.37	\$ 220,300.19	\$ 295,932.43
Excess of Revenues and Other Resources				
Over (Under) Expenses	\$ 49,245.00	\$ 30,692.64	\$ 104,932.91	\$ 184,870.55
Unaudited Fund Balance September 1, 2023	\$ 122,353.15	\$ 72,921.85	\$ 513,263.00	\$ 708,538.00
Fund Balance Ending - Monthly Reporting Period	\$ 171,598.15	\$ 103,614.49	\$ 618,195.91	\$ 893,408.55

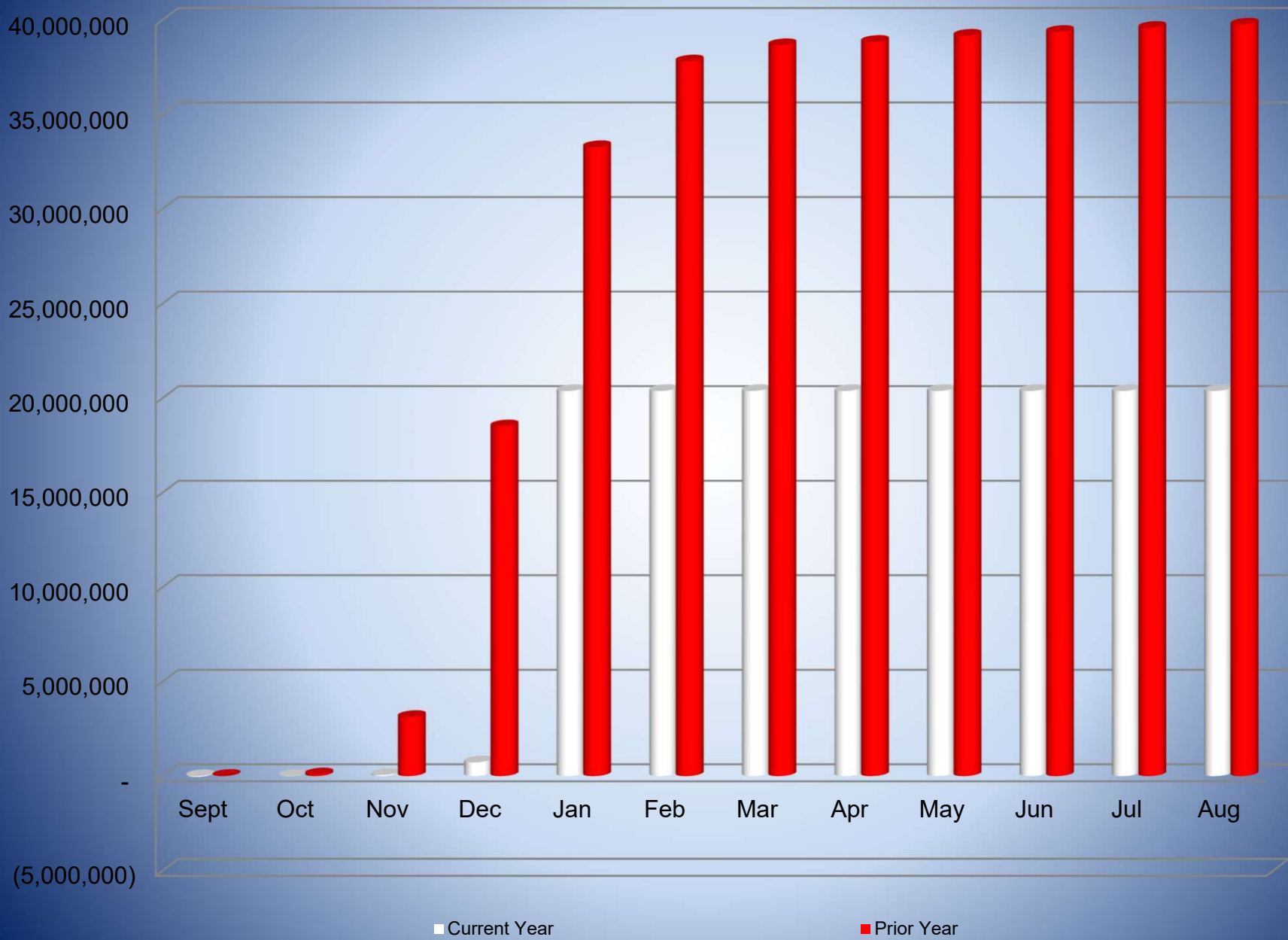
Wimberley Independent School District
Monthly Tax Collection Report
for the Month Ending January 31, 2024

	Prior Year 2022-2023				Current Year 2023-2024			
	General Fund	Debt Service Fund	Total	% of Levy	General Fund	Debt Service Fund	Total	% of Levy
Current Month Tax Collections:								
5711 Taxes-Current Year Tax Levy	\$ 11,322,039.68	\$ 3,444,512.53	\$ 14,766,552.21	36.39%	\$ 14,209,425.31	\$ 5,434,784.91	\$ 19,644,210.22	51.50%
5712 Taxes-Delinquent Collections	\$ 1,482.18	\$ 466.12	\$ 1,948.30		\$ 12,003.67	\$ 3,478.95	\$ 15,482.62	
5719 Penalties and Interest	\$ 3,754.16	\$ 555.51	\$ 4,309.67		\$ 3,581.88	\$ 705.58	\$ 4,287.46	
Total Current Month Collections	\$ 11,327,276.02	\$ 3,445,534.16	\$ 14,772,810.18		\$ 14,225,010.86	\$ 5,438,969.44	\$ 19,663,980.30	
Fiscal Year to Date Collections:								
5711 Taxes-Current Year Tax Levy	\$ 25,511,043.48	\$ 7,761,198.15	\$ 33,272,241.63	81.99%	\$ 14,737,972.24	\$ 5,633,306.82	\$ 20,371,279.06	53.40%
5712 Taxes-Delinquent Collections	\$ 109,519.26	\$ 32,854.50	\$ 142,373.76		\$ 55,963.85	\$ 15,467.60	\$ 71,431.45	
5719 Penalties and Interest	\$ 25,775.43	\$ 6,856.06	\$ 32,631.49		\$ 38,857.59	\$ 10,639.16	\$ 49,496.75	
Total Revenue Collected	\$ 25,646,338.17	\$ 7,800,908.71	\$ 33,447,246.88		14,832,793.68	5,659,413.58	20,492,207.26	
Total Budgeted Tax Revenue (Current, Delinquent, Penalty & Interest)	\$ 31,390,395.00	\$ 9,546,608.00	\$ 40,937,003.00		\$ 27,842,157.00	\$ 10,643,832.00	\$ 38,485,989.00	
Percentage of Budget Collected	81.70%	81.71%	81.70%		53.27%	53.17%	53.25%	

Month to Date Tax Collections Current Levy



Year to Date Tax Collections Current Levy

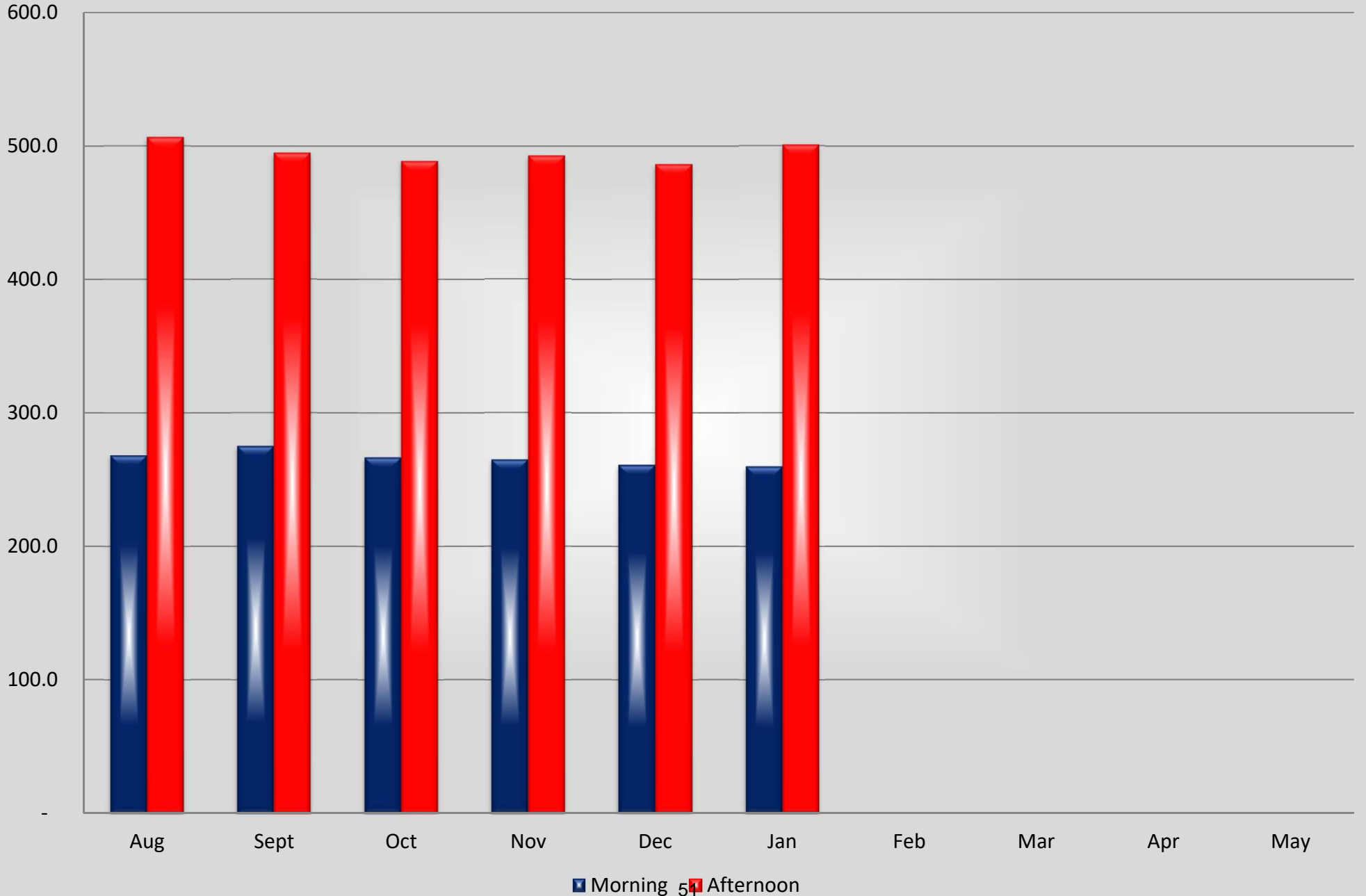


Wimberley Independent School District
Summary of Transportation - Student Riders
for the Month Ending January 31, 2024

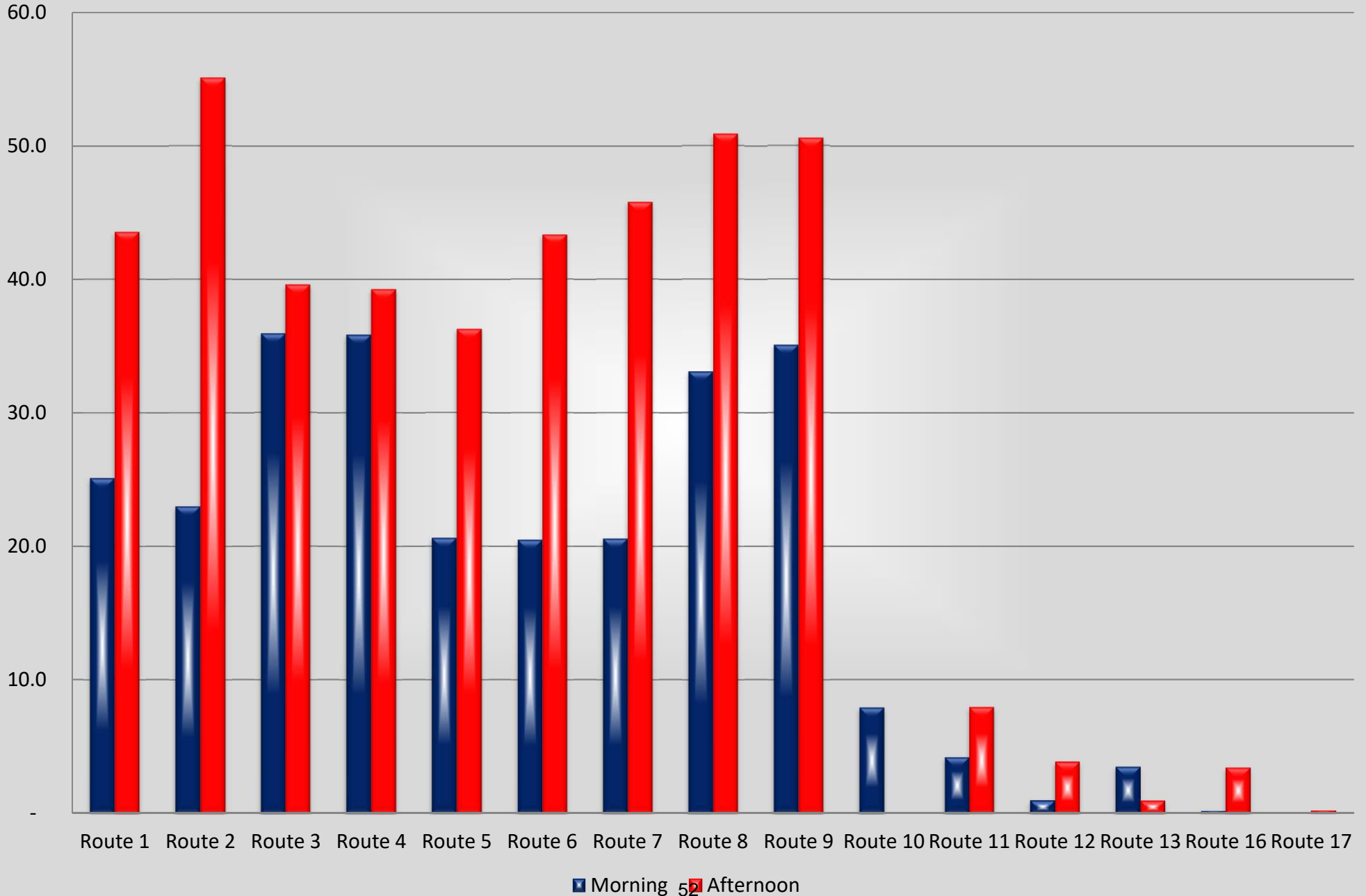
Morning:	Days:	12	20	20	17	14	16					99	<u>Average</u>	<u>Daily</u>	<u>Annual</u>
	<u>Aug</u>	<u>Sept</u>	<u>Oct</u>	<u>Nov</u>	<u>Dec</u>	<u>Jan</u>	<u>Feb</u>	<u>Mar</u>	<u>Apr</u>	<u>May</u>	<u>Total</u>	<u>Ridership</u>	<u>Mileage</u>	<u>Mileage</u>	
Route 1	276.0	524.0	481.0	444.0	356.0	404.0	-	-	-	-	2,485.0	25.1	46.50	4,603.50	
Route 2	303.0	518.0	490.0	391.0	277.0	297.0	-	-	-	-	2,276.0	23.0	35.00	3,465.00	
Route 3	435.0	803.0	697.0	585.0	483.0	552.0	-	-	-	-	3,555.0	35.9	48.00	4,752.00	
Route 4	453.0	750.0	796.0	598.0	454.0	498.0	-	-	-	-	3,549.0	35.8	34.00	3,366.00	
Route 5	226.0	401.0	402.0	339.0	305.0	369.0	-	-	-	-	2,042.0	20.6	38.00	3,762.00	
Route 6	257.0	423.0	422.0	346.0	304.0	276.0	-	-	-	-	2,028.0	20.5	34.00	3,366.00	
Route 7	274.0	432.0	385.0	346.0	267.0	333.0	-	-	-	-	2,037.0	20.6	35.00	3,465.00	
Route 8	410.0	705.0	684.0	550.0	453.0	474.0	-	-	-	-	3,276.0	33.1	32.00	3,168.00	
Route 9	373.0	622.0	644.0	625.0	524.0	684.0	-	-	-	-	3,472.0	35.1	30.00	2,970.00	
Route 11	97.0	165.0	155.0	128.0	108.0	127.0	-	-	-	-	780.0	7.9	32.00	3,168.00	
Route 12	53.0	70.0	82.0	74.0	62.0	74.0	-	-	-	-	415.0	4.2	27.00	2,673.00	
Route 13	21.0	18.0	19.0	17.0	7.0	14.0	-	-	-	-	96.0	1.0	84.00	8,316.00	
Route 16	41.0	66.0	66.0	61.0	54.0	52.0	-	-	-	-	340.0	3.4	42.00	4,158.00	
Route 17	-	4.0	10.0	-	-	5.0	-	-	-	-	19.0	0.2	49.00	4,851.00	
Total	3,219.0	5,501.0	5,333.0	4,504.0	3,654.0	4,159.0	-	-	-	-	26,370.0	266.4	566.50	56,083.50	
Average number of students	268.3	275.1	266.7	264.9	261.0	259.9	-	-	-	-	266.4				

Afternoon:	<u>August</u>	<u>September</u>	<u>October</u>	<u>November</u>	<u>December</u>	<u>January</u>	<u>February</u>	<u>March</u>	<u>April</u>	<u>May</u>	<u>Total</u>	<u>Average</u>	<u>Daily</u>	<u>Annual</u>
	<u>Ridership</u>	<u>Mileage</u>	<u>Mileage</u>	<u>Mileage</u>	<u>Mileage</u>	<u>Mileage</u>	<u>Mileage</u>	<u>Mileage</u>	<u>Mileage</u>	<u>Mileage</u>	<u>Mileage</u>	<u>Mileage</u>	<u>Mileage</u>	<u>Mileage</u>
Route 1	519.0	877.0	918.0	762.0	566.0	669.0	-	-	-	-	4,311.0	43.5	44.00	4,356.00
Route 2	669.0	1,058.0	1,092.0	962.0	763.0	911.0	-	-	-	-	5,455.0	55.1	36.50	3,613.50
Route 3	513.0	807.0	757.0	659.0	567.0	614.0	-	-	-	-	3,917.0	39.6	47.00	4,653.00
Route 4	510.0	840.0	798.0	624.0	491.0	623.0	-	-	-	-	3,886.0	39.3	30.00	2,970.00
Route 5	419.0	685.0	704.0	636.0	512.0	632.0	-	-	-	-	3,588.0	36.2	36.00	3,564.00
Route 6	563.0	936.0	861.0	721.0	571.0	638.0	-	-	-	-	4,290.0	43.3	28.00	2,772.00
Route 7	546.0	882.0	956.0	793.0	653.0	703.0	-	-	-	-	4,533.0	45.8	35.00	3,465.00
Route 8	619.0	1,080.0	1,000.0	884.0	666.0	788.0	-	-	-	-	5,037.0	50.9	25.00	2,475.00
Route 9	579.0	916.0	929.0	876.0	786.0	921.0	-	-	-	-	5,007.0	50.6	27.00	2,673.00
Route 10	942.0	1,497.0	1,447.0	1,204.0	992.0	1,227.0	-	-	-	-				
Route 11	107.0	161.0	154.0	125.0	109.0	127.0	-	-	-	-	783.0	7.9	26.00	2,574.00
Route 12	44.0	67.0	68.0	54.0	67.0	80.0	-	-	-	-	380.0	3.8	27.00	2,673.00
Route 13	19.0	18.0	18.0	17.0	7.0	14.0	-	-	-	-	93.0	0.9	84.00	8,316.00
Route 16	31.0	66.0	64.0	54.0	57.0	62.0	-	-	-	-	334.0	3.4	42.00	4,158.00
Route 17	-	4.0	9.0	-	-	5.0	-	-	-	-	18.0	0.2	49.00	4,851.00
Total	6,080.0	9,894.0	9,775.0	8,371.0	6,807.0	8,014.0	-	-	-	-	41,632.0	420.5	536.50	53,113.50
Average number of students	506.7	494.7	488.8	492.4	486.2	500.9	-	-	-	-	420.5			
Average daily mileage														1,103.00

Total Average Number of Students



Average Ridership by Routes



Board - Vendor Check History Report (Dates: 01/01/24 - 01/31/24)

CHECK NUMBER	CHECK DATE	ACCOUNT NUMBER	VENDOR	INVOICE DESCRIPTION	AMOUNT
0	01/04/2024	199 E 52 6399 00 810 0 99 000	ADI	Miscellaneous Supplies-Cameras	196.64
0	01/01/2024	199 E 51 6319 00 830 0 99 000	Century HVAC Distributing	1 for FH RTU-2 and 3 for stock	44.70
0	01/01/2024	199 E 51 6319 00 808 0 99 000	Century HVAC Distributing	1 for FH RTU-2 and 3 for stock	14.90
0	01/03/2024	461 E 36 6499 AA 001 0 91 000	Chick-fil-A	Meals For Girls Basketball	121.70
0	01/03/2024	461 E 36 6499 00 001 0 99 000	Chick-fil-A	Staff Christmas Party food	204.00
0	01/03/2024	461 E 36 6499 41 041 0 99 000	Chick-fil-A	Yearbook class deadline accomplishment party	43.00
0	01/01/2024	461 E 36 6499 61 001 0 99 000	Dollar General	Supplies for vending and retirement card.	13.35
0	01/01/2024	240 E 35 6499 00 999 0 99 000	Dollar General	BHP Kitchen Decor	80.25
0	01/01/2024	461 E 36 6499 00 041 0 99 000	Dollar General	Items For Staff Event	12.00
0	01/03/2024	240 E 35 6499 00 999 0 99 000	Hays City Store	Food Svc Dept Staff Holiday Party	463.25
0	01/04/2024	199 E 34 6249 00 805 0 99 000	Hays County Tax Assessor	Registration of 31,41,50	33.00
0	01/08/2024	461 E 36 6499 A3 001 0 91 000	HEB Credit Receivables	Football Game Day Drinks	122.49
0	01/08/2024	162 E 36 6499 00 001 0 99 000	HEB Credit Receivables	WHS Band Supplies	55.73
0	01/08/2024	461 E 36 6499 61 001 0 99 000	HEB Credit Receivables	Christmas Party Supplies	75.77
0	01/08/2024	461 E 36 6499 77 001 0 99 000	HEB Credit Receivables	Supplies for Elf night	218.45
0	01/08/2024	461 E 36 6499 61 001 0 99 000	HEB Credit Receivables	Supplies for staff Christmas party	52.30
0	01/08/2024	461 E 36 6499 77 001 0 99 000	HEB Credit Receivables	Supplies for Elf night	42.32
0	01/08/2024	461 E 36 6499 61 001 0 99 000	HEB Credit Receivables	Supplies for staff Christmas Party	70.56
0	01/08/2024	199 E 11 6399 00 001 0 22 FCS	HEB Credit Receivables	Classroom Supplies for Christmas cooking.	312.19
0	01/08/2024	461 E 36 6499 A3 001 0 91 000	HEB Credit Receivables	Football Drinks	113.84
0	01/08/2024	461 E 36 6499 18 001 0 99 000	HEB Credit Receivables	Donuts for Band	38.71
0	01/08/2024	461 E 36 6499 00 001 0 99 000	HEB Credit Receivables	Staff Supplies & Coffee	34.06
0	01/08/2024	461 E 36 6499 00 001 0 99 000	HEB Credit Receivables	Food for staff retirement breakfast for Mrs. Huey	48.60
0	01/08/2024	199 E 21 6499 00 832 0 99 000	HEB Credit Receivables	Admin Kitchen Supplies	69.96
0	01/08/2024	461 E 36 6499 00 041 0 99 000	HEB Credit Receivables	Food Items For Staff Event	45.62
0	01/08/2024	240 E 35 6499 00 999 0 99 000	HEB Credit Receivables	Supplies For HS Kitchen	6.28
0	01/08/2024	461 E 36 6499 A8 001 0 91 000	HEB Credit Receivables	Donuts For Boys Hoopfest	17.91
0	01/08/2024	461 E 36 6499 A5 001 0 91 000	HEB Credit Receivables	Supplies For XC Banquet	85.12
0	01/08/2024	199 E 21 6499 00 832 0 99 000	HEB Credit Receivables	Office Christmas Luncheon Supplies	45.62
0	01/08/2024	711 E 61 6399 00 102 0 99 000	HEB Credit Receivables	Cookie decorating supplies for Kid Connection	46.40
0	01/08/2024	199 E 41 6499 00 750 0 99 000	HEB Credit Receivables	Holiday Treats For FS, Maint, Transp.,Cust Departments	90.35
0	01/08/2024	461 E 36 6499 A8 001 0 91 000	HEB Credit Receivables	Supplies For Hoopfest Concession	40.42
0	01/08/2024	461 E 36 6499 AA 001 0 91 000	HEB Credit Receivables	Supplies For Hoopfest Concession	40.42
0	01/08/2024	199 E 11 6399 00 001 0 22 AGR	HEB Credit Receivables	Open PO for supplies for AG.	34.20
0	01/08/2024	461 E 36 6499 00 041 0 99 000	HEB Credit Receivables	Treats for Christmas Party	69.91
0	01/04/2024	199 E 11 6329 00 102 0 24 RI2	Heggerty Phonemic Awareness	Reading materials for Kinder	258.12
0	01/08/2024	199 E 51 6319 00 001 0 99 000	Home Depot Credit Services	Parking Lot Lights	44.40
0	01/08/2024	199 E 51 6319 00 041 0 99 000	Home Depot Credit Services	Parking Lot Lights	44.40
0	01/08/2024	199 E 51 6319 00 101 0 99 000	Home Depot Credit Services	Parking Lot Lights	44.40

Board - Vendor Check History Report (Dates: 01/01/24 - 01/31/24)

CHECK NUMBER	CHECK DATE	ACCOUNT NUMBER	VENDOR	INVOICE DESCRIPTION	AMOUNT
0	01/08/2024	199 E 51 6319 00 808 0 99 000	Home Depot Credit Services	Parking Lot Lights	41.81
0	01/08/2024	199 E 51 6319 00 804 0 99 000	Home Depot Credit Services	Parking Lot Lights	41.79
0	01/08/2024	199 E 51 6319 00 102 0 99 BHP	Home Depot Credit Services	Parking Lot Lights	44.40
0	01/08/2024	199 E 11 6399 00 001 0 22 AGR	Home Depot Credit Services	Open PO for supplies for AG.	99.45
0	01/08/2024	199 E 51 6319 00 001 0 99 000	Home Depot Credit Services	Parking Lot Lights	108.94
0	01/08/2024	199 E 51 6319 00 041 0 99 000	Home Depot Credit Services	Parking Lot Lights	108.94
0	01/08/2024	199 E 51 6319 00 101 0 99 000	Home Depot Credit Services	Parking Lot Lights	108.94
0	01/08/2024	199 E 51 6319 00 102 0 99 BHP	Home Depot Credit Services	Parking Lot Lights	108.96
0	01/04/2024	199 E 11 6399 00 001 0 22 AGR	Mail Stop	Postage for certified mail.	50.57
0	01/04/2024	199 E 31 6339 00 102 0 21 000	Mail Stop	Counselor shipped testing materials	22.00
0	01/04/2024	161 E 36 6499 00 001 0 91 000	Mail Stop	Headset Reconditioning Shipping Costs	193.14
0	01/01/2024	199 E 11 6399 00 001 0 22 FCS	Michaels Stores Inc	Classroom Supplies	44.76
0	01/04/2024	199 E 34 6319 00 805 0 99 000	NAPA Auto Parts	General Supplies	1.00
0	01/03/2024	461 E 36 6499 AA 001 0 91 000	NFHS - Nat. Federation of State HS	NFHS Network-Girls Basketball Subscription	79.99
0	01/01/2024	461 E 36 6499 33 101 0 99 000	Pizza Hut	Pizza Party	175.00
0	01/01/2024	199 E 36 6412 00 001 0 91 CHR	Pizza Hut	Meals before game	149.73
0	01/01/2024	865 E 36 6499 50 001 0 22 000	Pizza Hut	Pizza for FFA meeting	103.43
0	01/01/2024	865 E 36 6499 15 041 0 99 000	Pizza Hut	Pizza For Cheerleaders & Coaches	80.74
0	01/01/2024	461 E 36 6499 AI 001 0 91 000	Pizza Hut	Girls Soccer Team Building Meals	49.95
0	01/01/2024	461 E 36 6499 AI 001 0 91 000	Pizza Hut	Girls Soccer Team Building Meals	79.92
0	01/01/2024	461 E 36 6499 77 001 0 99 000	Pizza Hut	Pizza's for Elf Night.	419.95
0	01/01/2024	199 E 36 6399 00 001 0 99 UIL	Pocket Coach Academy	Supplies for UIL and Speech	85.00
0	01/01/2024	199 E 36 6399 00 001 0 99 SPC	Pocket Coach Academy	Supplies for UIL and Speech	35.00
0	01/01/2024	199 E 23 6399 00 001 0 99 000	Ready Refresh	Water Machine	48.70
0	01/01/2024	711 E 61 6399 00 101 0 99 000	Sam's Club Direct	Kid Connection Snacks	380.07
0	01/01/2024	711 E 61 6399 00 102 0 99 000	Sam's Club Direct	Snacks for Kid Connection	698.28
0	01/01/2024	461 E 36 6499 A8 001 0 91 000	Sam's Club Direct	Supplies For Hoopfest Concessions	144.73
0	01/01/2024	461 E 36 6499 AA 001 0 91 000	Sam's Club Direct	Supplies For Hoopfest Concessions	144.74
0	01/03/2024	461 E 36 6499 AA 001 0 91 000	Schlotzsky's	Meals For Girls Basketball	162.68
0	01/03/2024	199 E 23 6399 00 041 0 99 000	School Specialty	Hammond & Stephens Standard Cumulative Record Folders	101.80
0	01/04/2024	162 E 11 6399 00 001 0 11 000	Tapspace Publications LLC	Band Supplies	34.87
0	01/04/2024	162 E 11 6399 00 001 0 11 000	Tapspace Publications LLC	Band Music Supplies	76.00
0	01/01/2024	199 E 11 6399 00 101 0 23 000	TeachersPayTeachers	Curriculum Supplement	3.50
0	01/03/2024	199 E 13 6411 00 001 0 99 CH1	TMEA	Sharon Bourbonnais-2024 Clinic/Convention	70.00
0	01/01/2024	865 E 36 6499 31 001 0 99 000	Walmart Business	Candy Canes for Student Council to hand out	106.50
0	01/01/2024	199 E 41 6499 00 750 0 99 HRS	Walmart Business	Christmas Luncheon Prizes	33.42
0	01/01/2024	199 E 36 6412 00 001 0 91 CHR	Whataburger, Inc.	Cheer food. Football playoffs.	39.33
0	01/01/2024	199 E 36 6412 00 001 0 99 CH1	Whataburger, Inc.	Food for Area Choir Competition	7.39
0	01/01/2024	199 E 36 6412 00 001 0 99 CH1	Whataburger, Inc.	Food for Choir Competition	26.60

Board - Vendor Check History Report (Dates: 01/01/24 - 01/31/24)

CHECK NUMBER	CHECK DATE	ACCOUNT NUMBER	VENDOR	INVOICE DESCRIPTION	AMOUNT
0	01/03/2024	461 E 36 6499 00 041 0 99 000	Wimberley Ace Hardware	Teacher Incentives For Staff Party	192.00
0	01/03/2024	461 E 36 6499 61 001 0 99 000	Wimberley Ace Hardware	Gift for Mrs. Huey retirement	48.99
0	01/01/2024	461 E 36 6499 77 001 0 99 000	Wimberley Shamrock	Tacos for Elf Night	82.20
0	01/04/2024	199 E 41 6499 00 702 0 99 000	Wimberley Cafe	Dinner For December Board Meeting	113.53
0	01/04/2024	199 E 41 6499 00 701 0 99 000	Wimberley Cafe	Dinner For December Board Meeting	189.23
0	01/01/2024	461 E 36 6499 00 102 0 99 000	Wimberley Donuts	Donuts for Coffee with the Principals	72.00
Totals for 0					8,405.31
54965	01/04/2024	199 E 41 6395 LF 750 0 99 000	Aloe Software Group LLC	OnData Suite Software Annual Licensing Fee	2,750.00
54965	01/04/2024	199 E 21 6394 00 832 0 99 000	Aloe Software Group LLC	OnData Suite Software Annual Licensing Fee	3,050.00
Totals for 54965					5,800.00
54967	01/04/2024	199 E 11 6399 00 001 0 11 GEN	Amazon Capital Services	Supplies for office, UIL and AG	40.95
54967	01/04/2024	199 E 11 6399 00 001 0 22 AGR	Amazon Capital Services	Supplies for office, UIL and AG	172.45
54967	01/04/2024	199 E 36 6399 00 001 0 99 UIL	Amazon Capital Services	Supplies for office, UIL and AG	16.89
54967	01/04/2024	461 E 36 6499 41 041 0 99 000	Amazon Capital Services	Amazon order for Yearbook per Erin Sivils	215.86
54967	01/04/2024	199 E 11 6399 00 041 0 11 MTH	Amazon Capital Services	Amazon order for Math Dept. per Kasey Tatum	516.03
54967	01/04/2024	199 E 11 6399 00 041 0 11 SOS	Amazon Capital Services	Amazon order per Elizabeth Edelen	287.25
54967	01/04/2024	199 E 23 6399 00 041 0 99 000	Amazon Capital Services	Amazon order for Teacher Incentive per Jordyn Mere	45.79
54967	01/04/2024	199 E 11 6399 00 041 0 11 SCI	Amazon Capital Services	Amazon order for science supplies per Julana Long	216.91
Totals for 54967					1,512.13
54968	01/04/2024	199 E 41 6299 00 750 0 99 000	American Fidelity Administrative Sv	2023 Employer Reporting - Annual Fee For 1094/1095 IRS Forms	4,000.00
54968	01/04/2024	199 E 41 6299 00 750 0 99 000	American Fidelity Administrative Sv	2023 Employer Reporting - Annual Fee For 1094/1095 IRS Forms	652.00
Totals for 54968					4,652.00
54970	01/04/2024	461 E 36 6499 38 041 0 99 000	Bachus Conservatory Inc	Accompanist Pianist for December 5th Choir concert	250.00
Totals for 54970					250.00
54971	01/04/2024	461 E 36 6499 38 041 0 99 000	Bourbonnais, Sharon	Ice cream for students post Caroling	33.35
Totals for 54971					33.35
54972	01/04/2024	195 E 53 6395 LF 831 0 99 000	CDW Government, Inc.	licensing - DW	7,796.88
Totals for 54972					7,796.88
54973	01/04/2024	461 E 36 6499 00 102 0 99 000	Centex Recognition	Staff T-shirts for the beginning of the year.	1,219.95
Totals for 54973					1,219.95

Board - Vendor Check History Report (Dates: 01/01/24 - 01/31/24)

CHECK NUMBER	CHECK DATE	ACCOUNT NUMBER	VENDOR	INVOICE DESCRIPTION	AMOUNT
54974	01/04/2024	461 E 36 6499 38 041 0 99 000	Chaparro, Oscar	Accompanist violinist for December 5th Choir Concert	250.00
				Totals for 54974	250.00
54977	01/04/2024	199 E 11 6244 00 041 0 11 ZAB	Dex Imaging LLC	2023 - 2024 : District Copy Machine Maintenance	388.71
54977	01/04/2024	199 E 11 6244 00 102 0 11 ZAB	Dex Imaging LLC	2023 - 2024 : District Copy Machine Maintenance	499.77
54977	01/04/2024	199 E 11 6244 00 001 0 11 ZAB	Dex Imaging LLC	2023 - 2024 : District Copy Machine Maintenance	181.31
54977	01/04/2024	161 E 36 6244 00 808 0 91 ZAB	Dex Imaging LLC	2023 - 2024 : District Copy Machine Maintenance	351.76
54977	01/04/2024	199 E 11 6244 00 001 0 11 ZAB	Dex Imaging LLC	2023 - 2024 : District Copy Machine Maintenance	56.51
54977	01/04/2024	199 E 12 6244 00 001 0 99 ZAB	Dex Imaging LLC	2023 - 2024 : District Copy Machine Maintenance	42.30
54977	01/04/2024	199 E 12 6244 00 041 0 99 ZAB	Dex Imaging LLC	2023 - 2024 : District Copy Machine Maintenance	1.06
54977	01/04/2024	199 E 21 6244 00 832 0 99 ZAB	Dex Imaging LLC	2023 - 2024 : District Copy Machine Maintenance	10.98
54977	01/04/2024	199 E 21 6244 00 833 0 23 ZAB	Dex Imaging LLC	2023 - 2024 : District Copy Machine Maintenance	330.99
54977	01/04/2024	199 E 23 6244 00 001 0 99 ZAB	Dex Imaging LLC	2023 - 2024 : District Copy Machine Maintenance	37.39
54977	01/04/2024	199 E 23 6244 00 041 0 99 ZAB	Dex Imaging LLC	2023 - 2024 : District Copy Machine Maintenance	76.80
54977	01/04/2024	199 E 23 6244 00 101 0 99 ZAB	Dex Imaging LLC	2023 - 2024 : District Copy Machine Maintenance	203.44
54977	01/04/2024	199 E 23 6244 00 102 0 99 ZAB	Dex Imaging LLC	2023 - 2024 : District Copy Machine Maintenance	465.21
54977	01/04/2024	199 E 31 6244 00 001 0 99 ZAB	Dex Imaging LLC	2023 - 2024 : District Copy Machine Maintenance	39.81
54977	01/04/2024	199 E 31 6244 00 041 0 99 ZAB	Dex Imaging LLC	2023 - 2024 : District Copy Machine Maintenance	113.66
54977	01/04/2024	199 E 34 6244 00 805 0 99 ZAB	Dex Imaging LLC	2023 - 2024 : District Copy Machine Maintenance	25.04
54977	01/04/2024	199 E 41 6244 00 701 0 99 ZAB	Dex Imaging LLC	2023 - 2024 : District Copy Machine Maintenance	93.52
54977	01/04/2024	199 E 41 6244 00 750 0 99 ZAB	Dex Imaging LLC	2023 - 2024 : District Copy Machine Maintenance	41.52
54977	01/04/2024	199 E 51 6244 00 830 0 99 ZAB	Dex Imaging LLC	2023 - 2024 : District Copy Machine Maintenance	18.01
54977	01/04/2024	199 E 53 6244 00 831 0 99 ZAB	Dex Imaging LLC	2023 - 2024 : District Copy Machine Maintenance	7.72
54977	01/04/2024	199 E 41 6244 HR 750 0 99 ZAB	Dex Imaging LLC	2023 - 2024 : District Copy Machine Maintenance	38.69
54977	01/04/2024	240 E 35 6244 00 999 0 99 000	Dex Imaging LLC	2023 - 2024 : District Copy Machine Maintenance	5.49
54977	01/04/2024	199 E 11 6244 00 102 0 11 ZAB	Dex Imaging LLC	2023 - 2024 : District Copy Machine Maintenance	200.54
54977	01/04/2024	199 E 11 6244 00 001 0 11 ZAB	Dex Imaging LLC	2023 - 2024 : District Copy Machine Maintenance	578.11
54977	01/04/2024	199 E 11 6244 00 041 0 11 ZAB	Dex Imaging LLC	2023 - 2024 : District Copy Machine Maintenance	129.19
54977	01/04/2024	199 E 11 6244 00 101 0 11 ZAB	Dex Imaging LLC	2023 - 2024 : District Copy Machine Maintenance	736.64
54977	01/04/2024	199 E 11 6244 00 041 0 11 ZAB	Dex Imaging LLC	2023 - 2024 : District Copy Machine Maintenance	70.17
				Totals for 54977	4,744.34
54978	01/04/2024	199 E 23 6399 00 101 0 99 000	Eagle Mountain Flag & Flagpole	Flags for School	108.44
				Totals for 54978	108.44
54979	01/04/2024	199 E 11 6399 00 001 0 11 SCI	Flinn Scientific, Inc.	Supplies for Science.	130.03
				Totals for 54979	130.03

Board - Vendor Check History Report (Dates: 01/01/24 - 01/31/24)

CHECK NUMBER	CHECK DATE	ACCOUNT NUMBER	VENDOR	INVOICE DESCRIPTION	AMOUNT
54980	01/04/2024	199 E 23 6399 00 041 0 99 000	Hill Country Springs	Drinking water for office	70.99
Totals for 54980					70.99
54981	01/04/2024	199 E 51 6319 01 001 0 99 000	HD Supply Facilities Maintenance, L	Custodial Supplies	680.47
54981	01/04/2024	199 E 51 6319 01 041 0 99 000	HD Supply Facilities Maintenance, L	Custodial Supplies	680.47
54981	01/04/2024	199 E 51 6319 01 101 0 99 000	HD Supply Facilities Maintenance, L	Custodial Supplies	680.47
54981	01/04/2024	199 E 51 6499 01 830 0 99 000	HD Supply Facilities Maintenance, L	Custodial Supplies	680.49
54981	01/04/2024	199 E 51 6319 01 102 0 99 BHP	HD Supply Facilities Maintenance, L	Custodial Supplies	598.57
Totals for 54981					3,320.47
54982	01/04/2024	199 E 21 6299 00 833 0 23 000	Houston ISD	SHARS	350.53
54982	01/04/2024	199 E 21 6299 00 833 0 23 000	Houston ISD	SHARS	428.56
54982	01/04/2024	199 E 21 6299 00 833 0 23 000	Houston ISD	SHARS	10.66
54982	01/04/2024	199 E 21 6299 00 833 0 23 000	Houston ISD	SHARS	176.78
Totals for 54982					966.53
54983	01/04/2024	199 E 51 6259 07 001 0 99 000	Hydro Gas Co.	2023-2024 : Propane - Open PO	580.41
54983	01/04/2024	199 E 51 6259 07 041 0 99 000	Hydro Gas Co.	2023-2024 : Propane - Open PO	1,960.74
54983	01/04/2024	199 E 51 6259 07 001 0 99 000	Hydro Gas Co.	2023-2024 : Propane - Open PO	-61.07
54983	01/04/2024	199 E 51 6259 07 041 0 99 000	Hydro Gas Co.	2023-2024 : Propane - Open PO	-150.33
54983	01/04/2024	199 E 51 6259 07 102 0 99 000	Hydro Gas Co.	2023-2024 : Propane - Open PO	-12.92
Totals for 54983					2,316.83
54984	01/04/2024	199 E 51 6319 00 102 0 99 BHP	Johnstone Supply	BHP - humidity sensor	245.06
Totals for 54984					245.06
54985	01/04/2024	199 E 11 6394 00 102 0 11 TEC	Liberty Source, LP	Tango Software for August 2023-July 2024	2,834.40
Totals for 54985					2,834.40
54986	01/04/2024	199 E 51 6259 08 001 0 99 000	LogMeIn Communications, Inc	2023-2024 : Telephone - Open PO	1,671.46
54986	01/04/2024	199 E 51 6259 08 041 0 99 000	LogMeIn Communications, Inc	2023-2024 : Telephone - Open PO	1,094.09
54986	01/04/2024	199 E 51 6259 08 101 0 99 000	LogMeIn Communications, Inc	2023-2024 : Telephone - Open PO	997.86
54986	01/04/2024	199 E 51 6259 08 102 0 99 000	LogMeIn Communications, Inc	2023-2024 : Telephone - Open PO	1,260.19
54986	01/04/2024	199 E 51 6259 08 804 0 99 000	LogMeIn Communications, Inc	2023-2024 : Telephone - Open PO	463.99
54986	01/04/2024	199 E 51 6259 08 805 0 99 000	LogMeIn Communications, Inc	2023-2024 : Telephone - Open PO	113.37
54986	01/04/2024	199 E 51 6259 08 808 0 99 000	LogMeIn Communications, Inc	2023-2024 : Telephone - Open PO	118.64
54986	01/04/2024	199 E 51 6259 08 807 0 99 000	LogMeIn Communications, Inc	2023-2024 : Telephone - Open PO	728.62
54986	01/04/2024	199 E 51 6259 08 836 0 99 000	LogMeIn Communications, Inc	2023-2024 : Telephone - Open PO	577.37
Totals for 54986					7,025.59

Board - Vendor Check History Report (Dates: 01/01/24 - 01/31/24)

CHECK NUMBER	CHECK DATE	ACCOUNT NUMBER	VENDOR	INVOICE DESCRIPTION	AMOUNT
54987	01/04/2024	199 E 13 6411 00 041 0 99 SCI	McCullough, Jaime	Reimbursement for Conference	215.38
Totals for 54987					215.38
54988	01/04/2024	199 E 34 6311 GS 805 0 23 000	Midtex Oil, L.P.	2023 - 2024 : Unleaded Fuel	365.80
54988	01/04/2024	199 E 51 6311 GS 830 0 99 000	Midtex Oil, L.P.	2023 - 2024 : Unleaded Fuel	1,233.28
54988	01/04/2024	199 E 34 6311 GS 805 0 99 000	Midtex Oil, L.P.	2023 - 2024 : Unleaded Fuel	365.80
54988	01/04/2024	195 E 53 6311 GS 831 0 99 000	Midtex Oil, L.P.	2023 - 2024 : Unleaded Fuel	125.42
54988	01/04/2024	199 E 34 6311 DS 805 0 99 000	Midtex Oil, L.P.	2023 - 2024 : Diesel Fuel	7,871.03
54988	01/04/2024	199 E 34 6311 DS 805 0 23 000	Midtex Oil, L.P.	2023 - 2024 : Diesel Fuel	2,623.68
Totals for 54988					12,585.01
54989	01/04/2024	199 E 11 6399 00 102 0 11 GEN	Oriental Trading Company	Treasure Box refill for Mrs. Brooks & Awards prizes	344.07
Totals for 54989					344.07
54990	01/04/2024	199 E 51 6259 10 806 0 99 000	PEC	2023-2024 : Electric - Open PO	202.07
54990	01/04/2024	199 E 51 6259 10 808 0 99 000	PEC	2023-2024 : Electric - Open PO	5,106.68
54990	01/04/2024	199 E 51 6259 10 001 0 99 000	PEC	2023-2024 : Electric - Open PO	13,503.59
54990	01/04/2024	199 E 51 6259 10 041 0 99 000	PEC	2023-2024 : Electric - Open PO	7,652.80
54990	01/04/2024	199 E 51 6259 10 101 0 99 000	PEC	2023-2024 : Electric - Open PO	7,273.95
54990	01/04/2024	199 E 51 6259 10 102 0 99 000	PEC	2023-2024 : Electric - Open PO	6,379.06
54990	01/04/2024	199 E 51 6259 10 800 0 99 000	PEC	2023-2024 : Electric - Open PO	991.01
54990	01/04/2024	199 E 51 6259 10 801 0 99 000	PEC	2023-2024 : Electric - Open PO	325.12
54990	01/04/2024	199 E 51 6259 10 802 0 99 000	PEC	2023-2024 : Electric - Open PO	325.11
54990	01/04/2024	199 E 51 6259 10 804 0 99 000	PEC	2023-2024 : Electric - Open PO	873.06
54990	01/04/2024	199 E 51 6259 10 805 0 99 000	PEC	2023-2024 : Electric - Open PO	325.11
54990	01/04/2024	199 E 51 6259 10 806 0 99 000	PEC	2023-2024 : Electric - Open PO	81.13
54990	01/04/2024	199 E 51 6259 10 830 0 99 000	PEC	2023-2024 : Electric - Open PO	660.88
54990	01/04/2024	199 E 51 6259 10 836 0 99 000	PEC	2023-2024 : Electric - Open PO	2,300.13
Totals for 54990					45,999.70
54991	01/04/2024	199 E 23 6399 00 001 0 99 000	Pitney Bowes Purchase Power	2023 - 2024 : Postage - Open PO	206.80
54991	01/04/2024	199 E 23 6399 00 041 0 99 000	Pitney Bowes Purchase Power	2023 - 2024 : Postage - Open PO	15.65
54991	01/04/2024	199 E 41 6399 00 750 0 99 000	Pitney Bowes Purchase Power	2023 - 2024 : Postage - Open PO	208.15
54991	01/04/2024	199 E 21 6399 00 833 0 23 000	Pitney Bowes Purchase Power	2023 - 2024 : Postage - Open PO	69.40
Totals for 54991					500.00
54992	01/04/2024	199 E 51 6319 00 041 0 99 000	Site One Landscape Supply	Seed for the practice field	309.53
Totals for 54992					309.53

Board - Vendor Check History Report (Dates: 01/01/24 - 01/31/24)

CHECK NUMBER	CHECK DATE	ACCOUNT NUMBER	VENDOR	INVOICE DESCRIPTION	AMOUNT
54993	01/04/2024	199 E 34 6319 00 805 0 99 000	Southwest Bus Sales Inc.	New Strobe Light	134.63
54993	01/04/2024	199 E 34 6319 00 805 0 23 000	Southwest Bus Sales Inc.	New Strobe Light	44.87
54993	01/04/2024	199 E 34 6319 00 805 0 99 000	Southwest Bus Sales Inc.	Bus 21 has two broken crossover mirrors. These will replace those.	214.90
54993	01/04/2024	199 E 34 6319 00 805 0 99 000	Southwest Bus Sales Inc.	Replacement Parts.	119.20
54993	01/04/2024	199 E 34 6319 00 805 0 99 000	Southwest Bus Sales Inc.	Bus Parts	73.00
54993	01/04/2024	199 E 34 6319 00 805 0 99 000	Southwest Bus Sales Inc.	Soft cushions for air break control by drivers.	54.60
54993	01/04/2024	199 E 34 6319 00 805 0 23 000	Southwest Bus Sales Inc.	Soft cushions for air break control by drivers.	36.40
Totals for 54993					677.60
54994	01/04/2024	199 E 41 6499 00 750 0 99 HRS	Texas Dept of Public Safety	Secure Site CCH Name Search	1.00
Totals for 54994					1.00
54995	01/04/2024	199 E 36 6399 00 041 0 99 UIL	Tune In	Gill - Tune In PO for UIL	189.20
Totals for 54995					189.20
54996	01/04/2024	199 E 51 6249 00 001 0 99 000	Turnkey Security, Inc.	Turnkey Security, Inc.	75.00
54996	01/04/2024	199 E 51 6249 00 041 0 99 000	Turnkey Security, Inc.	Turnkey Security, Inc.	25.00
54996	01/04/2024	199 E 51 6249 00 101 0 99 000	Turnkey Security, Inc.	Turnkey Security, Inc.	25.00
54996	01/04/2024	199 E 51 6249 00 102 0 99 000	Turnkey Security, Inc.	Turnkey Security, Inc.	25.00
54996	01/04/2024	199 E 51 6249 00 804 0 99 000	Turnkey Security, Inc.	Turnkey Security, Inc.	25.00
54996	01/04/2024	199 E 51 6249 00 805 0 99 000	Turnkey Security, Inc.	Turnkey Security, Inc.	25.00
54996	01/04/2024	199 E 51 6249 00 102 0 99 BHP	Turnkey Security, Inc.	Turnkey Security, Inc.	25.00
Totals for 54996					225.00
54997	01/04/2024	199 E 23 6411 MI 001 0 99 000	Wilkes, Ryan	Mileage reimbursement for Pflugerville football playoff game.	68.12
Totals for 54997					68.12
54998	01/04/2024	199 E 13 6411 00 041 0 99 SCI	Williamson, Meagan	Reimbursement for Conference	241.02
Totals for 54998					241.02
54999	01/04/2024	199 E 51 6259 06 001 0 99 000	Wimberley Water Supply	2023-2024 : District Water Utilities - Open PO	1,927.32
54999	01/04/2024	199 E 51 6259 06 041 0 99 000	Wimberley Water Supply	2023-2024 : District Water Utilities - Open PO	2,812.89
54999	01/04/2024	199 E 51 6259 06 102 0 99 000	Wimberley Water Supply	2023-2024 : District Water Utilities - Open PO	276.70
54999	01/04/2024	199 E 51 6259 06 804 0 99 000	Wimberley Water Supply	2023-2024 : District Water Utilities - Open PO	87.65
54999	01/04/2024	199 E 51 6259 06 830 0 99 000	Wimberley Water Supply	2023-2024 : District Water Utilities - Open PO	40.93
54999	01/04/2024	199 E 51 6259 06 808 0 99 000	Wimberley Water Supply	2023-2024 : District Water Utilities - Open PO	1,337.36

Board - Vendor Check History Report (Dates: 01/01/24 - 01/31/24)

CHECK NUMBER	CHECK DATE	ACCOUNT NUMBER	VENDOR	INVOICE DESCRIPTION	AMOUNT	
					Totals for 54999	6,482.85
55000	01/11/2024	161 E 36 6399 00 001 0 91 TRN	Alert Services, Inc.	Trainer Supplies	37.50	
					Totals for 55000	37.50
55004	01/11/2024	199 E 11 6399 00 101 0 11 GEN	Amazon Capital Services	Supplies for Mrs. Story	269.21	
55004	01/11/2024	199 E 41 6399 00 750 0 99 000	Amazon Capital Services	Business Office Supplies For Payroll Office	33.28	
55004	01/11/2024	199 E 11 6399 KI 102 0 11 GEN	Amazon Capital Services	Classroom supplies for Mrs. Marek; Kinder	16.99	
55004	01/11/2024	199 E 11 6399 00 102 0 11 GEN	Amazon Capital Services	Teacher Workroom supplies	618.19	
55004	01/11/2024	199 E 11 6399 00 102 0 11 PED	Amazon Capital Services	Doorbell for Gym; S. Krauskopf	33.98	
55004	01/11/2024	199 E 41 6399 00 750 0 99 000	Amazon Capital Services	Quality Park Dab-N-Seal Envelope Moistener with Adhesive	16.01	
55004	01/11/2024	199 E 51 6319 00 041 0 99 000	Amazon Capital Services	Sprinkler parts for practice fields behind Danforth	124.95	
55004	01/11/2024	199 E 51 6319 00 001 0 99 000	Amazon Capital Services	WHS Trainer room Ice Machine	53.20	
55004	01/11/2024	199 E 11 6399 00 101 0 11 GEN	Amazon Capital Services	Table for Art	150.36	
55004	01/11/2024	199 E 11 6399 00 102 0 11 GEN	Amazon Capital Services	Badge supplies for office	63.46	
55004	01/11/2024	199 E 11 6399 00 001 0 11 GEN	Amazon Capital Services	School supplies for office and teachers.	9.90	
55004	01/11/2024	199 E 11 6399 00 001 0 22 AGR	Amazon Capital Services	AG Mech Supplies.	507.92	
55004	01/11/2024	199 E 11 6399 00 001 0 22 MFG	Amazon Capital Services	AG Mech Supplies.	372.19	
55004	01/11/2024	461 E 36 6499 BG 001 0 23 000	Amazon Capital Services	Chicken Coop for 18+ program	264.59	
55004	01/11/2024	199 E 11 6399 00 001 0 22 EGN	Amazon Capital Services	Supplies for Engineering and math.	411.98	
55004	01/11/2024	199 E 11 6399 00 001 0 22 FCS	Amazon Capital Services	Supplies for FCS.	31.43	
55004	01/11/2024	199 E 23 6499 00 102 0 99 000	Amazon Capital Services	Supplies for Principal, Mrs. Brooks	24.98	
					Totals for 55004	3,002.62
55005	01/11/2024	461 E 36 6499 A3 001 0 91 000	Athletic Supply Inc.	Hats for Football	1,077.00	
					Totals for 55005	1,077.00
55006	01/11/2024	162 E 36 6299 00 001 0 99 000	Atkins, Shannon	Open PO for Marching Tech Contract	1,000.00	
					Totals for 55006	1,000.00
55007	01/11/2024	161 E 36 6499 00 001 0 91 GLF	Bastrop Athletics	Golf Dodson Evans- Varsity Boys Invitational 02/13/2024	400.00	
					Totals for 55007	400.00
55008	01/11/2024	461 E 36 6499 A3 001 0 91 000	Big Game Sports, Inc.	Balls for Football	553.64	
					Totals for 55008	553.64
55009	01/11/2024	199 E 41 6411 MI 701 0 99 000	Bonewald, Gregory	December Mileage	172.79	
					Totals for 55009	172.79

Board - Vendor Check History Report (Dates: 01/01/24 - 01/31/24)

CHECK NUMBER	CHECK DATE	ACCOUNT NUMBER	VENDOR	INVOICE DESCRIPTION	AMOUNT
55010	01/11/2024	461 E 36 6499 AA 001 0 91 000	BSN Sports Inc.	Girls Basketball Supplies	1,139.39
				Totals for 55010	1,139.39
55011	01/11/2024	195 E 11 6395 00 101 0 11 000	CDW Government, Inc.	JWE Tech	1,240.00
55011	01/11/2024	195 E 11 6395 00 101 0 11 000	CDW Government, Inc.	JWE Tech	7,800.00
				Totals for 55011	9,040.00
55012	01/11/2024	461 E 36 6499 A6 001 0 91 000	Centex Recognition	State Tennis Shirts	1,090.50
				Totals for 55012	1,090.50
55013	01/11/2024	461 E 36 6499 A8 041 0 91 000	Chick-fil-A	200 Sandwiches for Concessions at JH Boys BBall Tournament 01/13/24	1,120.30
				Totals for 55013	1,120.30
55014	01/11/2024	461 E 36 6499 A8 041 0 91 000	Chick-fil-A	40 Sandwiches for Concessions at JH Boys BBall Game	224.06
				Totals for 55014	224.06
55016	01/11/2024	461 E 36 6499 A8 041 0 91 000	Chick-fil-A	40 Sandwiches for Concessions at JH Boys BBall Game	224.06
				Totals for 55016	224.06
55017	01/11/2024	161 E 36 6499 00 001 0 91 GGO	Comfort High School	2024 Bobcat Invitational/ Deer Invitational Golf Tournament	300.00
55017	01/11/2024	161 E 36 6499 00 001 0 91 GLF	Comfort High School	2024 Bobcat Invitational/ Deer Invitational Golf Tournament	300.00
				Totals for 55017	600.00
55018	01/11/2024	199 E 51 6319 00 102 0 99 BHP	Cragg's Do It Best Lumber & Home Ce	Cragg's Do It Best Lumber & Home Center, Inc - SEPT - FEB 23-24 MAINT SUPPLIES & MATERIALS	29.07
55018	01/11/2024	199 E 51 6319 00 102 0 99 BHP	Cragg's Do It Best Lumber & Home Ce	Cragg's Do It Best Lumber & Home Center, Inc - SEPT - FEB 23-24 MAINT SUPPLIES & MATERIALS	9.38
				Totals for 55018	38.45
55019	01/11/2024	199 E 51 6319 00 001 0 99 000	Dealers Electrical Supply	Electrical Supplies DW	31.92
55019	01/11/2024	199 E 51 6319 00 041 0 99 000	Dealers Electrical Supply	Electrical Supplies DW	31.92
55019	01/11/2024	199 E 51 6319 00 101 0 99 000	Dealers Electrical Supply	Electrical Supplies DW	31.92
55019	01/11/2024	199 E 51 6319 00 102 0 99 000	Dealers Electrical Supply	Electrical Supplies DW	31.92
55019	01/11/2024	199 E 51 6319 00 808 0 99 000	Dealers Electrical Supply	Electrical Supplies DW	28.90
55019	01/11/2024	199 E 51 6319 00 102 0 99 BHP	Dealers Electrical Supply	Electrical Supplies DW	31.92
				Totals for 55019	188.50
55020	01/11/2024	199 E 41 6299 00 750 0 99 000	Denning Consultants	Skyward Payroll Consulting Fees	225.00

Board - Vendor Check History Report (Dates: 01/01/24 - 01/31/24)

CHECK NUMBER	CHECK DATE	ACCOUNT NUMBER	VENDOR	INVOICE DESCRIPTION	AMOUNT
Totals for 55020					225.00
55021	01/11/2024	199 E 51 6249 05 830 0 99 000	Express Care	Express Care - 23/24 OPEN PO MAINT STATE INSPECTIONS AND OIL CHANGES	7.00
55021	01/11/2024	199 E 51 6249 05 830 0 99 000	Express Care	Express Care - 23/24 OPEN PO MAINT STATE INSPECTIONS AND OIL CHANGES	7.00
Totals for 55021					14.00
55022	01/11/2024	199 E 51 6319 01 001 0 99 000	Ferguson Enterprises, LLC	Custodial Supplies	4.75
55022	01/11/2024	199 E 51 6319 01 041 0 99 000	Ferguson Enterprises, LLC	Custodial Supplies	4.75
55022	01/11/2024	199 E 51 6319 01 101 0 99 000	Ferguson Enterprises, LLC	Custodial Supplies	4.75
55022	01/11/2024	199 E 51 6319 01 102 0 99 BHP	Ferguson Enterprises, LLC	Custodial Supplies	4.77
55022	01/11/2024	199 E 51 6319 01 001 0 99 000	Ferguson Enterprises, LLC	Custodial Supplies	1,611.04
55022	01/11/2024	199 E 51 6319 01 041 0 99 000	Ferguson Enterprises, LLC	Custodial Supplies	1,611.04
55022	01/11/2024	199 E 51 6319 01 101 0 99 000	Ferguson Enterprises, LLC	Custodial Supplies	1,611.04
55022	01/11/2024	199 E 51 6319 01 102 0 99 BHP	Ferguson Enterprises, LLC	Custodial Supplies	1,610.95
Totals for 55022					6,463.09
55023	01/11/2024	199 E 12 6329 00 101 0 99 000	Follett Content Solutions LLC	Follett - JWE Fall 2023	359.81
55023	01/11/2024	199 E 12 6329 00 101 0 99 000	Follett Content Solutions LLC	FOLLETT- JWE SPANISH BOOKA	255.53
Totals for 55023					615.34
55024	01/11/2024	199 E 51 6259 08 001 0 99 000	Frontier Communications, Inc.	2023-2024 : Telephone Lines for Fire Alarms - Open PO	538.24
55024	01/11/2024	199 E 51 6259 08 041 0 99 000	Frontier Communications, Inc.	2023-2024 : Telephone Lines for Fire Alarms - Open PO	367.47
55024	01/11/2024	199 E 51 6259 08 101 0 99 000	Frontier Communications, Inc.	2023-2024 : Telephone Lines for Fire Alarms - Open PO	206.41
55024	01/11/2024	199 E 51 6259 08 804 0 99 000	Frontier Communications, Inc.	2023-2024 : Telephone Lines for Fire Alarms - Open PO	151.63
55024	01/11/2024	199 E 51 6259 08 805 0 99 000	Frontier Communications, Inc.	2023-2024 : Telephone Lines for Fire Alarms - Open PO	181.83
55024	01/11/2024	199 E 51 6259 08 836 0 99 000	Frontier Communications, Inc.	2023-2024 : Telephone Lines for Fire Alarms - Open PO	182.84
Totals for 55024					1,628.42
55025	01/11/2024	161 E 36 6399 00 001 0 91 000	Hill Country Springs	Monthly Water Delivery to FH	8.99
55025	01/11/2024	461 E 36 6499 00 041 0 99 000	Hill Country Springs	Drinking water in front office	156.98
Totals for 55025					165.97
55026	01/11/2024	199 E 11 6399 00 001 0 11 SPC	Hill Country Trophy, LLC	Plates for Trophies of UIL & Speech & Debate.	20.00
Totals for 55026					20.00
55027	01/11/2024	461 E 36 6499 AI 001 0 91 000	Hill Country Trophy, LLC	Girls Soccer - Battle of the Backbone 01/02/2024 INV# 8295	100.00
Totals for 55027					100.00

Board - Vendor Check History Report (Dates: 01/01/24 - 01/31/24)

CHECK NUMBER	CHECK DATE	ACCOUNT NUMBER	VENDOR	INVOICE DESCRIPTION	AMOUNT
55029	01/11/2024	199 E 51 6249 00 001 0 99 000	Hired Killers, Inc.	Hired Killers, Inc. - 23/24 OPEN PO PEST CONTROL FOR ALL CAMPUSES	115.63
55029	01/11/2024	199 E 51 6249 00 041 0 99 000	Hired Killers, Inc.	Hired Killers, Inc. - 23/24 OPEN PO PEST CONTROL FOR ALL CAMPUSES	115.63
55029	01/11/2024	199 E 51 6249 00 101 0 99 000	Hired Killers, Inc.	Hired Killers, Inc. - 23/24 OPEN PO PEST CONTROL FOR ALL CAMPUSES	115.63
55029	01/11/2024	199 E 51 6249 00 102 0 99 000	Hired Killers, Inc.	Hired Killers, Inc. - 23/24 OPEN PO PEST CONTROL FOR ALL CAMPUSES	115.63
55029	01/11/2024	199 E 51 6249 00 804 0 99 000	Hired Killers, Inc.	Hired Killers, Inc. - 23/24 OPEN PO PEST CONTROL FOR ALL CAMPUSES	115.63
55029	01/11/2024	199 E 51 6249 00 800 0 99 000	Hired Killers, Inc.	Hired Killers, Inc. - 23/24 OPEN PO PEST CONTROL FOR ALL CAMPUSES	115.63
55029	01/11/2024	199 E 51 6249 00 805 0 99 000	Hired Killers, Inc.	Hired Killers, Inc. - 23/24 OPEN PO PEST CONTROL FOR ALL CAMPUSES	115.63
55029	01/11/2024	199 E 51 6249 00 102 0 99 BHP	Hired Killers, Inc.	Hired Killers, Inc. - 23/24 OPEN PO PEST CONTROL FOR ALL CAMPUSES	115.59
55029	01/11/2024	199 E 51 6249 00 001 0 99 000	Hired Killers, Inc.	Hired Killers, Inc. - 23/24 OPEN PO PEST CONTROL FOR ALL CAMPUSES	240.63
55029	01/11/2024	199 E 51 6249 00 041 0 99 000	Hired Killers, Inc.	Hired Killers, Inc. - 23/24 OPEN PO PEST CONTROL FOR ALL CAMPUSES	240.63
55029	01/11/2024	199 E 51 6249 00 101 0 99 000	Hired Killers, Inc.	Hired Killers, Inc. - 23/24 OPEN PO PEST CONTROL FOR ALL CAMPUSES	240.63
55029	01/11/2024	199 E 51 6249 00 102 0 99 000	Hired Killers, Inc.	Hired Killers, Inc. - 23/24 OPEN PO PEST CONTROL FOR ALL CAMPUSES	240.63
55029	01/11/2024	199 E 51 6249 00 804 0 99 000	Hired Killers, Inc.	Hired Killers, Inc. - 23/24 OPEN PO PEST CONTROL FOR ALL CAMPUSES	240.63
55029	01/11/2024	199 E 51 6249 00 800 0 99 000	Hired Killers, Inc.	Hired Killers, Inc. - 23/24 OPEN PO PEST CONTROL FOR ALL CAMPUSES	240.63
55029	01/11/2024	199 E 51 6249 00 805 0 99 000	Hired Killers, Inc.	Hired Killers, Inc. - 23/24 OPEN PO PEST CONTROL FOR ALL CAMPUSES	240.63
55029	01/11/2024	199 E 51 6249 00 102 0 99 BHP	Hired Killers, Inc.	Hired Killers, Inc. - 23/24 OPEN PO PEST CONTROL FOR ALL CAMPUSES	240.59
Totals for 55029					2,850.00
55030	01/11/2024	461 E 36 6499 AI 001 0 91 000	J.A. Davis Advertising	Tournament Shirts for Girls Soccer	850.00
Totals for 55030					850.00
55031	01/11/2024	199 E 51 6249 00 041 0 99 000	Kurita America Inc.	Kurita America Inc. - 23/24 MONTHLY WATER	516.00

Board - Vendor Check History Report (Dates: 01/01/24 - 01/31/24)

CHECK NUMBER	CHECK DATE	ACCOUNT NUMBER	VENDOR	INVOICE DESCRIPTION	AMOUNT
				TREATMENT/CHEMICAL SERVICES	
				Totals for 55031	516.00
55032	01/11/2024	199 E 34 6394 00 805 0 99 000	Kyrish Truck Centers of Austin	The is is a registration that allows us our computers to talk to the cummins engines to determine what is malfunctioning.	1,822.80
				Totals for 55032	1,822.80
55033	01/11/2024	161 E 36 6499 00 001 0 91 GGO	Lampasas High School	Lampasas Boys Invitational Golf Tournament Entry	300.00
				Totals for 55033	300.00
55034	01/11/2024	161 E 36 6499 00 001 0 91 GGO	Lampasas High School	Lampasas Girls Invitational Golf Tournament Entry	300.00
				Totals for 55034	300.00
55035	01/11/2024	161 E 36 6499 00 001 0 91 GLF	Llano High School Golf	Llano Invitational @ Schreiner Golf Course 2024	600.00
				Totals for 55035	600.00
55036	01/11/2024	161 E 36 6499 00 001 0 91 GLF	Llano High School Golf	Llano Yellow Jacket Invitational Golf Tournament 2024	300.00
55036	01/11/2024	161 E 36 6499 00 001 0 91 GGO	Llano High School Golf	Llano Yellow Jacket Invitational Golf Tournament 2024	300.00
				Totals for 55036	600.00
55037	01/11/2024	199 E 52 6399 00 810 0 99 000	Lonestar Badge & Sign, Inc	Pre- award Safety Grant Cycle 1 - adhesive vinyl decals	175.92
				Totals for 55037	175.92
55038	01/11/2024	161 E 36 6499 00 001 0 91 GBB	Marble Falls ISD	Hill Country Classic - Girls Basketball Tournament Entry	350.00
				Totals for 55038	350.00
55039	01/11/2024	199 E 11 6399 00 001 0 22 MFG	Matheson Tri-Gas, Inc.	Acetylene Bottles	73.32
				Totals for 55039	73.32
55040	01/11/2024	461 E 36 6499 38 001 0 99 000	McLean, Jenna	Judging fee for choir competition.	150.00
				Totals for 55040	150.00
55041	01/11/2024	199 E 36 6412 00 001 0 99 UIL	Medina Valley ISD	UIL Entry Fee.	1,270.00
				Totals for 55041	1,270.00
55042	01/11/2024	161 E 36 6499 00 001 0 91 GLF	MHS Golf Booster Club	Boys Golf Tournament 3/8/24-3/9/24	600.00
				Totals for 55042	600.00

Board - Vendor Check History Report (Dates: 01/01/24 - 01/31/24)

CHECK NUMBER	CHECK DATE	ACCOUNT NUMBER	VENDOR	INVOICE DESCRIPTION	AMOUNT
55043	01/11/2024	199 E 41 6219 00 701 0 99 000	Moak Casey LLC	Continuous Improvement Consortium Monthly Dues for Dec 23	1,200.00
Totals for 55043					1,200.00
55044	01/11/2024	161 E 36 6299 GW 001 0 91 DCO	Morrow, Bryan	Game Worker 12/15/23, 12/18/23, 1/2/24	40.00
55044	01/11/2024	161 E 36 6299 GW 041 0 91 DCO	Morrow, Bryan	Game Worker 12/15/23, 12/18/23, 1/2/24	30.00
55044	01/11/2024	161 E 36 6299 GW 001 0 91 DCO	Morrow, Bryan	Game Worker 12/15/23, 12/18/23, 1/2/24	35.00
Totals for 55044					105.00
55045	01/11/2024	199 E 51 6499 01 830 0 99 000	NAPA Auto Parts	NAPA -Custodial	99.99
Totals for 55045					99.99
55046	01/11/2024	161 E 36 6499 00 001 0 91 GGO	Navarro ISD	2024 Navarro Panther Invitational Golf Tournament	300.00
55046	01/11/2024	161 E 36 6499 00 001 0 91 GLF	Navarro ISD	2024 Navarro Panther Invitational Golf Tournament	300.00
Totals for 55046					600.00
55047	01/11/2024	199 E 11 6399 00 001 0 22 MFG	New Braunfels Welders Supply Inc.	Open PO for Consumables.	77.00
Totals for 55047					77.00
55048	01/11/2024	162 E 36 6494 00 041 0 99 000	Next Level Initiatives	Ensemble Fee's for Pre-UIL	375.00
Totals for 55048					375.00
55049	01/11/2024	162 E 11 6329 00 041 0 11 000	J W Pepper & Son, Inc.	Music for Spring: reference quote 48241195	202.99
55049	01/11/2024	162 E 11 6329 00 041 0 11 000	J W Pepper & Son, Inc.	Music for Spring: reference quote 48241195	335.00
Totals for 55049					537.99
55050	01/11/2024	199 E 41 6269 00 750 0 99 000	Pitney Bowes Global Financial Servi	2023 - 2024 : Pitney Bowes Postage Machine Lease - Open PO	437.34
Totals for 55050					437.34
55051	01/11/2024	199 E 34 6319 00 805 0 99 000	Ready Refresh	2023-2024 - Water Delivery Service for Transportation	83.95
55051	01/11/2024	199 E 34 6499 00 805 0 23 000	Ready Refresh	2023-2024 - Water Delivery Service for Transportation	27.98
Totals for 55051					111.93
55052	01/11/2024	162 E 36 6412 00 001 0 99 000	RMA Toll Processing	WHS Band to Pfield Toll Fees	5.96
55052	01/11/2024	161 E 36 6412 00 001 0 91 DCO	RMA Toll Processing	WHS Boys Basketball @ Belton HS Toll Fees	7.27
55052	01/11/2024	199 E 13 6411 00 001 0 99 GEN	RMA Toll Processing	C. Bargfrede Travel To Region 13 Toll Fees	7.79
Totals for 55052					21.02
55053	01/11/2024	199 E 41 6495 00 701 0 99 000	Rotary Club Of Wimberley	Members Meals and Dues (December 2023 - January 2024)	128.00
Totals for 55053					128.00

Board - Vendor Check History Report (Dates: 01/01/24 - 01/31/24)

CHECK NUMBER	CHECK DATE	ACCOUNT NUMBER	VENDOR	INVOICE DESCRIPTION	AMOUNT
55054	01/11/2024	240 E 35 6499 00 999 0 99 000	Safe Food 4 U	Manager Certification Class-Darcy Llanes (12/28/23)	125.00
				Totals for 55054	125.00
55055	01/11/2024	199 E 41 6212 00 750 0 99 000	Singleton, Clark & Company, PC	Audit-Report Issuance	5,740.00
				Totals for 55055	5,740.00
55056	01/11/2024	161 E 36 6249 00 001 0 91 DCO	Site One Landscape Supply	Landscaping Supplies for Practice Field	782.14
				Totals for 55056	782.14
55057	01/11/2024	199 E 41 6399 00 750 0 99 HRS	Staples Business Advantage	Office Supplies	99.87
				Totals for 55057	99.87
55058	01/11/2024	461 E 36 6499 PV 001 0 99 000	Texas Dept of Motor Vehicles	Monthly Usage Fee.	23.12
				Totals for 55058	23.12
55059	01/11/2024	199 E 51 6319 00 804 0 99 000	The Home Depot Pro	vent deflector covers for Admin boardroom	107.66
				Totals for 55059	107.66
55060	01/11/2024	162 E 36 6412 00 001 0 99 000	TxTag	Toll Fees For WHS Band Travel to pfield	26.37
55060	01/11/2024	161 E 36 6412 00 001 0 91 DCO	TxTag	Toll Fees	24.49
55060	01/11/2024	161 E 36 6412 00 001 0 91 DCO	TxTag	Toll Fees	66.65
55060	01/11/2024	199 E 36 6412 00 001 0 91 CHR	TxTag	Toll Fees	7.99
55060	01/11/2024	162 E 36 6412 00 001 0 99 000	TxTag	Toll Fees	18.48
55060	01/11/2024	162 E 36 6412 00 041 0 99 000	TxTag	Toll Fees	9.62
				Totals for 55060	153.60
55061	01/11/2024	161 E 36 6499 PD 001 0 91 DCO	UIL - University of Texas at Austin	ITEM: 3262 Team Tennis Medal - State/Gold 4x\$10	40.00
				Totals for 55061	40.00
55062	01/11/2024	461 E 36 6499 43 001 0 99 000	Un Poco De Todo	Hospitality Room Food for UIL meet.	476.00
				Totals for 55062	476.00
55063	01/11/2024	161 E 36 6499 00 001 0 91 GGO	Vaaler Creek Golf Club	2024 Blanco HS Varsity Golf Invitational	600.00
				Totals for 55063	600.00
55064	01/11/2024	199 E 51 6249 00 001 0 99 000	Vanguard Fire Systems, LP	Bridges Gym-Ground Falt Trouble Main Panel-Account 1 and 2 Faults	720.00
				Totals for 55064	720.00

Board - Vendor Check History Report (Dates: 01/01/24 - 01/31/24)

CHECK NUMBER	CHECK DATE	ACCOUNT NUMBER	VENDOR	INVOICE DESCRIPTION	AMOUNT
55065	01/11/2024	199 E 11 6269 00 102 0 11 000	Wells Fargo Vendor Financial Svcs L	3 Kyocera Machines For Blue Hole 36 Month Finance	1,084.65
				Totals for 55065	1,084.65
55075	01/11/2024	199 E 11 6399 00 001 0 22 MFG	Wimberley Ace Hardware	Open PO for AG Mech.	69.27
55075	01/11/2024	199 E 11 6399 00 001 0 22 MFG	Wimberley Ace Hardware	Open PO for AG Mech.	28.88
55075	01/11/2024	199 E 51 6319 00 808 0 99 000	Wimberley Ace Hardware	Wimberley Ace Hardware - SEPT - FEB 23-24 MAINT SUPPLIES & MATERIALS	15.29
55075	01/11/2024	199 E 51 6319 00 001 0 99 000	Wimberley Ace Hardware	Wimberley Ace Hardware - SEPT - FEB 23-24 MAINT SUPPLIES & MATERIALS	13.59
55075	01/11/2024	199 E 51 6319 00 830 0 99 000	Wimberley Ace Hardware	Wimberley Ace Hardware - SEPT - FEB 23-24 MAINT SUPPLIES & MATERIALS	4.15
55075	01/11/2024	199 E 51 6319 00 830 0 99 000	Wimberley Ace Hardware	Wimberley Ace Hardware - SEPT - FEB 23-24 MAINT SUPPLIES & MATERIALS	-12.95
55075	01/11/2024	199 E 51 6319 00 830 0 99 000	Wimberley Ace Hardware	Wimberley Ace Hardware - SEPT - FEB 23-24 MAINT SUPPLIES & MATERIALS	18.94
55075	01/11/2024	199 E 51 6319 00 001 0 99 000	Wimberley Ace Hardware	Wimberley Ace Hardware - SEPT - FEB 23-24 MAINT SUPPLIES & MATERIALS	2.64
55075	01/11/2024	199 E 51 6319 00 041 0 99 000	Wimberley Ace Hardware	Wimberley Ace Hardware - SEPT - FEB 23-24 MAINT SUPPLIES & MATERIALS	2.64
55075	01/11/2024	199 E 51 6319 00 101 0 99 000	Wimberley Ace Hardware	Wimberley Ace Hardware - SEPT - FEB 23-24 MAINT SUPPLIES & MATERIALS	2.64
55075	01/11/2024	199 E 51 6319 00 102 0 99 000	Wimberley Ace Hardware	Wimberley Ace Hardware - SEPT - FEB 23-24 MAINT SUPPLIES & MATERIALS	2.64
55075	01/11/2024	199 E 51 6319 00 830 0 99 000	Wimberley Ace Hardware	Wimberley Ace Hardware - SEPT - FEB 23-24 MAINT SUPPLIES & MATERIALS	2.64
55075	01/11/2024	199 E 51 6319 00 808 0 99 000	Wimberley Ace Hardware	Wimberley Ace Hardware - SEPT - FEB 23-24 MAINT SUPPLIES & MATERIALS	2.64
55075	01/11/2024	199 E 51 6319 00 800 0 99 000	Wimberley Ace Hardware	Wimberley Ace Hardware - SEPT - FEB 23-24 MAINT SUPPLIES & MATERIALS	2.64
55075	01/11/2024	199 E 51 6319 00 804 0 99 000	Wimberley Ace Hardware	Wimberley Ace Hardware - SEPT - FEB 23-24 MAINT SUPPLIES & MATERIALS	2.64
55075	01/11/2024	199 E 51 6319 00 102 0 99 BHP	Wimberley Ace Hardware	Wimberley Ace Hardware - SEPT - FEB 23-24 MAINT SUPPLIES & MATERIALS	2.66
55075	01/11/2024	199 E 51 6319 00 001 0 99 000	Wimberley Ace Hardware	Wimberley Ace Hardware - SEPT - FEB 23-24 MAINT SUPPLIES & MATERIALS	3.39
55075	01/11/2024	199 E 51 6319 00 830 0 99 000	Wimberley Ace Hardware	Wimberley Ace Hardware - SEPT - FEB 23-24 MAINT SUPPLIES & MATERIALS	6.99
55075	01/11/2024	199 E 51 6319 00 001 0 99 000	Wimberley Ace Hardware	Wimberley Ace Hardware - SEPT - FEB 23-24 MAINT SUPPLIES &	20.39

Board - Vendor Check History Report (Dates: 01/01/24 - 01/31/24)

CHECK NUMBER	CHECK DATE	ACCOUNT NUMBER	VENDOR	INVOICE DESCRIPTION	AMOUNT
55075	01/11/2024	199 E 51 6319 00 001 0 99 000	Wimberley Ace Hardware	Wimberley Ace Hardware - SEPT - FEB 23-24 MAINT SUPPLIES & MATERIALS	46.74
55075	01/11/2024	199 E 51 6319 00 804 0 99 000	Wimberley Ace Hardware	Wimberley Ace Hardware - SEPT - FEB 23-24 MAINT SUPPLIES & MATERIALS	8.49
55075	01/11/2024	199 E 51 6319 00 804 0 99 000	Wimberley Ace Hardware	Wimberley Ace Hardware - SEPT - FEB 23-24 MAINT SUPPLIES & MATERIALS	6.79
55075	01/11/2024	199 E 51 6319 00 001 0 99 000	Wimberley Ace Hardware	Wimberley Ace Hardware - SEPT - FEB 23-24 MAINT SUPPLIES & MATERIALS	20.39
55075	01/11/2024	199 E 51 6319 00 830 0 99 000	Wimberley Ace Hardware	Wimberley Ace Hardware - SEPT - FEB 23-24 MAINT SUPPLIES & MATERIALS	3.90
55075	01/11/2024	199 E 51 6319 00 041 0 99 000	Wimberley Ace Hardware	Wimberley Ace Hardware - SEPT - FEB 23-24 MAINT SUPPLIES & MATERIALS	30.58
55075	01/11/2024	199 E 51 6319 00 001 0 99 000	Wimberley Ace Hardware	Wimberley Ace Hardware - SEPT - FEB 23-24 MAINT SUPPLIES & MATERIALS	2.87
55075	01/11/2024	195 E 53 6319 00 831 0 99 000	Wimberley Ace Hardware	Wimberley Ace Hardware - Technology Open PO	11.89
55075	01/11/2024	199 E 51 6319 00 041 0 99 000	Wimberley Ace Hardware	Wimberley Ace Hardware - SEPT - FEB 23-24 MAINT SUPPLIES & MATERIALS	24.62
55075	01/11/2024	199 E 51 6319 00 041 0 99 000	Wimberley Ace Hardware	Wimberley Ace Hardware - SEPT - FEB 23-24 MAINT SUPPLIES & MATERIALS	1.00
55075	01/11/2024	199 E 51 6319 00 041 0 99 000	Wimberley Ace Hardware	Wimberley Ace Hardware - SEPT - FEB 23-24 MAINT SUPPLIES & MATERIALS	16.99
55075	01/11/2024	199 E 51 6319 00 041 0 99 000	Wimberley Ace Hardware	Wimberley Ace Hardware - SEPT - FEB 23-24 MAINT SUPPLIES & MATERIALS	14.10
55075	01/11/2024	199 E 51 6319 00 041 0 99 000	Wimberley Ace Hardware	Wimberley Ace Hardware - SEPT - FEB 23-24 MAINT SUPPLIES & MATERIALS	3.38
55075	01/11/2024	199 E 51 6319 00 041 0 99 000	Wimberley Ace Hardware	Wimberley Ace Hardware - SEPT - FEB 23-24 MAINT SUPPLIES & MATERIALS	10.19
55075	01/11/2024	199 E 51 6319 00 041 0 99 000	Wimberley Ace Hardware	Wimberley Ace Hardware - SEPT - FEB 23-24 MAINT SUPPLIES & MATERIALS	10.18
55075	01/11/2024	199 E 51 6319 00 001 0 99 000	Wimberley Ace Hardware	Wimberley Ace Hardware - SEPT - FEB 23-24 MAINT SUPPLIES & MATERIALS	5.60
55075	01/11/2024	199 E 51 6319 00 001 0 99 000	Wimberley Ace Hardware	Wimberley Ace Hardware - SEPT - FEB 23-24 MAINT SUPPLIES & MATERIALS	33.29
55075	01/11/2024	199 E 51 6319 00 102 0 99 BHP	Wimberley Ace Hardware	Wimberley Ace Hardware - SEPT - FEB 23-24 MAINT SUPPLIES & MATERIALS	82.16
55075	01/11/2024	199 E 51 6319 00 830 0 99 000	Wimberley Ace Hardware	Wimberley Ace Hardware - SEPT - FEB 23-24 MAINT SUPPLIES & MATERIALS	7.64
55075	01/11/2024	199 E 51 6319 00 001 0 99 000	Wimberley Ace Hardware	Wimberley Ace Hardware - SEPT - FEB 23-24 MAINT SUPPLIES &	29.72

Board - Vendor Check History Report (Dates: 01/01/24 - 01/31/24)

CHECK NUMBER	CHECK DATE	ACCOUNT NUMBER	VENDOR	INVOICE DESCRIPTION	AMOUNT
55075	01/11/2024	199 E 51 6319 00 830 0 99 000	Wimberley Ace Hardware	MATERIALS Wimberley Ace Hardware - SEPT - FEB 23-24 MAINT SUPPLIES & MATERIALS	11.03
Totals for 55075					573.27
55076	01/11/2024	461 E 36 6499 A8 041 0 91 000	Wimberley Shamrock	Tacos for JH Boys Tournament 1/13/24	256.00
Totals for 55076					256.00
55077	01/11/2024	461 E 36 6499 A8 041 0 91 000	Wimberley Shamrock	Tacos for JH Boys Tournament 1/20/24	256.00
Totals for 55077					256.00
55078	01/12/2024	199 E 11 6399 00 102 0 11 GEN	Dex Imaging LLC	Staples & Waste Toner For Blue Hole Primary Copy Machine	72.08
Totals for 55078					72.08
55079	01/17/2024	199 E 51 6319 00 102 0 99 BHP	Tex-Air Filters	BHP air filters	813.45
55079	01/17/2024	199 E 51 6319 00 001 0 99 000	Tex-Air Filters	Aux buildings air filters	174.65
55079	01/17/2024	199 E 51 6319 00 102 0 99 000	Tex-Air Filters	Aux buildings air filters	202.36
55079	01/17/2024	199 E 51 6319 00 808 0 99 000	Tex-Air Filters	Aux buildings air filters	125.66
55079	01/17/2024	199 E 51 6319 00 804 0 99 000	Tex-Air Filters	Aux buildings air filters	50.57
55079	01/17/2024	199 E 51 6319 00 101 0 99 000	Tex-Air Filters	JWE air filters	341.31
55079	01/17/2024	199 E 51 6319 00 041 0 99 000	Tex-Air Filters	AIRFILTERS - DJHS	523.71
Totals for 55079					2,231.71
55080	01/18/2024	161 E 36 6395 LF 001 0 91 000	Aktivate Inc.	2022 Annual subscription-Register My Athlete Online	714.00
Totals for 55080					714.00
55081	01/18/2024	161 E 36 6399 00 001 0 91 TRN	Alert Services, Inc.	Trainer Supplies	275.11
55081	01/18/2024	461 E 36 6499 AZ 001 0 91 000	Alert Services, Inc.	Trainer Supplies	132.29
55081	01/18/2024	461 E 36 6499 A3 001 0 91 000	Alert Services, Inc.	Supplies for Trainer/Football	495.00
Totals for 55081					902.40
55087	01/18/2024	199 E 11 6399 01 102 0 11 GEN	Amazon Capital Services	Supplies for Mrs. Merkord; 1st grade	328.85
55087	01/18/2024	199 E 11 6399 02 102 0 11 GEN	Amazon Capital Services	Classroom supplies for Mrs. Couch; 2nd grade	117.75
55087	01/18/2024	461 E 36 6499 49 102 0 99 000	Amazon Capital Services	Classroom supplies for Mrs. Couch; 2nd grade	100.00
55087	01/18/2024	461 E 36 6499 49 102 0 99 000	Amazon Capital Services	Classroom supplies for Mrs. Marek; Kinder	95.73
55087	01/18/2024	461 E 36 6499 49 102 0 99 000	Amazon Capital Services	Classroom supplies for Mrs. Marek; Kinder	-10.00
55087	01/18/2024	162 E 36 6249 00 001 0 99 000	Amazon Capital Services	color guard needs for spring show	64.86
55087	01/18/2024	162 E 11 6399 00 001 0 11 000	Amazon Capital Services	jazz band supplies and instrument parts	101.38
55087	01/18/2024	162 E 11 6399 00 001 0 11 000	Amazon Capital Services	jazz band supplies and instrument parts	78.39

Board - Vendor Check History Report (Dates: 01/01/24 - 01/31/24)

CHECK NUMBER	CHECK DATE	ACCOUNT NUMBER	VENDOR	INVOICE DESCRIPTION	AMOUNT
55087	01/18/2024	199 E 51 6319 00 101 0 99 000	Amazon Capital Services	Outdoor lighting for JWE campus	249.99
55087	01/18/2024	199 E 51 6319 00 830 0 99 000	Amazon Capital Services	Light Keys	36.98
55087	01/18/2024	199 E 23 6399 00 101 0 99 000	Amazon Capital Services	Supplies for School	150.34
55087	01/18/2024	199 E 11 6399 05 101 0 11 GEN	Amazon Capital Services	Supplies for Ms. Perry	96.91
55087	01/18/2024	199 E 23 6399 00 101 0 99 000	Amazon Capital Services	Badge Supplies	44.97
55087	01/18/2024	199 E 11 6399 04 101 0 21 GEN	Amazon Capital Services	Supplies for 4th grade GT	184.49
55087	01/18/2024	199 E 11 6329 00 101 0 11 RDG	Amazon Capital Services	Supplies for Mr. Smith	214.62
55087	01/18/2024	199 E 11 6399 04 101 0 11 GEN	Amazon Capital Services	Books for 4th Grade	214.62
55087	01/18/2024	199 E 11 6399 04 101 0 11 GEN	Amazon Capital Services	Supplies for Ms. Parma	214.62
55087	01/18/2024	195 E 53 6399 00 831 0 99 000	Amazon Capital Services	Technology Supplies	85.99
55087	01/18/2024	195 E 11 6395 00 001 0 11 000	Amazon Capital Services	WHS Tech	116.99
55087	01/18/2024	199 E 51 6319 01 001 0 99 000	Amazon Capital Services	WHS custodial supplies	15.87
55087	01/18/2024	199 E 51 6319 00 830 0 99 000	Amazon Capital Services	Taillight replacement for M-09	64.88
55087	01/18/2024	199 E 11 6394 00 102 0 11 TEC	Amazon Capital Services	Toner for Nurse's office printer	59.98
55087	01/18/2024	199 E 52 6399 00 810 0 99 000	Amazon Capital Services	supplies for Daryl	22.32
55087	01/18/2024	199 E 11 6399 KI 102 0 11 GEN	Amazon Capital Services	Classroom supplies for Mrs. Armatta; Kinder	116.94
55087	01/18/2024	161 E 36 6394 00 001 0 91 000	Amazon Capital Services	Toner for Girls Coaches Office	143.40
55087	01/18/2024	461 E 36 6499 A1 041 0 91 000	Amazon Capital Services	tablets for concession stand	98.20
55087	01/18/2024	461 E 36 6499 A2 041 0 91 000	Amazon Capital Services	tablets for concession stand	98.20
55087	01/18/2024	461 E 36 6499 A3 001 0 91 000	Amazon Capital Services	tablets for concession stand	98.20
55087	01/18/2024	461 E 36 6499 A4 001 0 91 000	Amazon Capital Services	tablets for concession stand	98.20
55087	01/18/2024	461 E 36 6499 A8 001 0 91 000	Amazon Capital Services	tablets for concession stand	98.20
55087	01/18/2024	461 E 36 6499 AA 001 0 91 000	Amazon Capital Services	tablets for concession stand	98.20
55087	01/18/2024	461 E 36 6499 AF 001 0 91 000	Amazon Capital Services	tablets for concession stand	98.20
55087	01/18/2024	461 E 36 6499 AG 001 0 91 000	Amazon Capital Services	tablets for concession stand	98.20
55087	01/18/2024	461 E 36 6499 AH 001 0 91 000	Amazon Capital Services	tablets for concession stand	98.20
55087	01/18/2024	461 E 36 6499 AI 001 0 91 000	Amazon Capital Services	tablets for concession stand	98.18
55087	01/18/2024	199 E 41 6399 00 750 0 99 000	Amazon Capital Services	Books For M Santiago	24.49
55087	01/18/2024	199 E 41 6399 00 750 0 99 000	Amazon Capital Services	Books For M Santiago	22.99
55087	01/18/2024	199 E 41 6395 00 750 0 99 000	Amazon Capital Services	Webcam For Moises Santiago	106.98
Totals for 55087					4,047.31
55088	01/18/2024	161 E 36 6399 00 001 0 91 SOC	Athletic Supply Inc.	Boys Soccer Supplies	387.50
Totals for 55088					387.50
55089	01/18/2024	162 E 11 6399 00 001 0 11 000	Band Today LLC	Cologuard flags for Spring competition season	414.00
Totals for 55089					414.00
55090	01/18/2024	199 E 51 6319 01 800 0 99 000	Biologix Service Corporation	Locker room Oder Spray	549.25

Board - Vendor Check History Report (Dates: 01/01/24 - 01/31/24)

CHECK NUMBER	CHECK DATE	ACCOUNT NUMBER	VENDOR	INVOICE DESCRIPTION	AMOUNT
Totals for 55090					549.25
55091	01/18/2024	199 E 11 6399 00 101 0 11 GEN	Blick Art Materials LLC	Supplies for Art	0.99
55091	01/18/2024	199 E 11 6399 00 101 0 11 ART	Blick Art Materials LLC	Supplies for Art	74.01
55091	01/18/2024	199 E 11 6399 00 041 0 11 ART	Blick Art Materials LLC	Blick order of Art Supplies per Leslie Tharpe	941.17
55091	01/18/2024	199 E 11 6399 00 041 0 11 ART	Blick Art Materials LLC	Blick order of Art Supplies per Leslie Tharpe	132.48
Totals for 55091					1,148.65
55092	01/18/2024	199 E 51 6319 00 830 0 99 000	Butler Rental & Sales	Lift 3632T BILJAX STRAIGHT - Rental	199.50
Totals for 55092					199.50
55095	01/18/2024	461 E 36 6499 AZ 001 0 91 000	Centex Recognition	Trainer Apparel	484.00
55095	01/18/2024	199 E 41 6499 00 701 0 99 000	Centex Recognition	Retirement Bracelet-Nancy Folts	175.00
Totals for 55095					659.00
55096	01/18/2024	240 E 35 6341 LU 001 0 99 000	Central Texas Food Bank	WHS NSLP November Storage Fees	67.50
55096	01/18/2024	240 E 35 6341 LU 001 0 99 000	Central Texas Food Bank	WHS NSLP October Storage Fees	66.00
Totals for 55096					133.50
55097	01/18/2024	461 E 36 6499 AA 041 0 91 000	Chick-fil-A	JH Girls BBall Concessions 1/18/24	199.60
Totals for 55097					199.60
55098	01/18/2024	461 E 36 6499 A8 041 0 91 000	Chick-fil-A	Sandwiches for Concessions at JH Boys BBall Tournament 01/20/24	224.06
Totals for 55098					224.06
55099	01/18/2024	461 E 36 6499 AA 041 0 91 000	Chick-fil-A	JH Girls BBall Concessions 1/25/24	199.60
Totals for 55099					199.60
55100	01/18/2024	461 E 36 6499 AA 041 0 91 000	Chick-fil-A	JH Girls BBall Concessions 2/01/24	199.60
Totals for 55100					199.60
55101	01/18/2024	199 E 51 6319 00 001 0 99 000	Cragg's Do It Best Lumber & Home Ce	Cragg's Do It Best Lumber & Home Center, Inc - SEPT - FEB 23-24 MAINT SUPPLIES & MATERIALS	14.98
Totals for 55101					14.98
55102	01/18/2024	199 E 52 6299 00 810 0 99 000	Crime Scene Information	Sept 1, 2023 to Aug 31, 2024 Basic School Program	500.00
Totals for 55102					500.00

Board - Vendor Check History Report (Dates: 01/01/24 - 01/31/24)

CHECK NUMBER	CHECK DATE	ACCOUNT NUMBER	VENDOR	INVOICE DESCRIPTION	AMOUNT
55103	01/18/2024	199 E 51 6249 05 830 0 99 000	Express Care	Express Care - 23/24 OPEN PO MAINT STATE INSPECTIONS AND OIL CHANGES	7.00
Totals for 55103					7.00
55104	01/18/2024	199 E 51 6249 00 041 0 99 000	Extreme Texas Air LLC	Return check fee	30.00
Totals for 55104					30.00
55105	01/18/2024	199 E 51 6319 01 001 0 99 000	Ferguson Enterprises, LLC	Custodial Supplies	35.89
55105	01/18/2024	199 E 51 6319 01 041 0 99 000	Ferguson Enterprises, LLC	Custodial Supplies	35.89
55105	01/18/2024	199 E 51 6319 01 101 0 99 000	Ferguson Enterprises, LLC	Custodial Supplies	35.89
55105	01/18/2024	199 E 51 6319 01 102 0 99 BHP	Ferguson Enterprises, LLC	Custodial Supplies	35.89
55105	01/18/2024	199 E 51 6319 01 001 0 99 000	Ferguson Enterprises, LLC	Custodial Supplies	2,067.49
55105	01/18/2024	199 E 51 6319 01 041 0 99 000	Ferguson Enterprises, LLC	Custodial Supplies	2,067.49
55105	01/18/2024	199 E 51 6319 01 101 0 99 000	Ferguson Enterprises, LLC	Custodial Supplies	2,067.49
55105	01/18/2024	199 E 51 6319 01 102 0 99 BHP	Ferguson Enterprises, LLC	Custodial Supplies	2,067.63
Totals for 55105					8,413.66
55106	01/18/2024	199 E 11 6399 00 101 0 11 PED	Fitness Finders Inc.	Toe Tokens for Running Program	88.05
Totals for 55106					88.05
55107	01/18/2024	199 E 11 6499 00 101 0 11 RDG	HEB Credit Receivables	Spring Teacher Pay Day Treats	73.62
55107	01/18/2024	461 E 36 6499 00 101 0 99 000	HEB Credit Receivables	Spring Teacher Pay Day Treats	112.71
Totals for 55107					186.33
55108	01/18/2024	461 E 36 6499 A8 041 0 91 000	Hill Country Trophy, LLC	JH Boys Basketball Tournament Plaques	299.40
Totals for 55108					299.40
55109	01/18/2024	461 E 36 6499 A8 001 0 91 000	Hill Country Trophy, LLC	Varsity Hoopfest Trophy 12/28/2023 INV#8280	179.80
55109	01/18/2024	461 E 36 6499 AA 001 0 91 000	Hill Country Trophy, LLC	Varsity Hoopfest Trophy 12/28/2023 INV#8280	179.80
Totals for 55109					359.60
55110	01/18/2024	199 E 51 6499 01 830 0 99 000	HotsyCarlson Equipment Co.	Custodial Scrubber Parts (Karcher Scrubbers).	68.76
55110	01/18/2024	199 E 51 6319 01 800 0 99 000	HotsyCarlson Equipment Co.	Return on Parts Order	-7.20
55110	01/18/2024	199 E 51 6319 01 804 0 99 000	HotsyCarlson Equipment Co.	Return on Parts Order	-7.20
55110	01/18/2024	199 E 51 6319 01 805 0 99 000	HotsyCarlson Equipment Co.	Return on Parts Order	-7.20
55110	01/18/2024	199 E 51 6319 01 830 0 99 000	HotsyCarlson Equipment Co.	Return on Parts Order	-10.40
Totals for 55110					36.76
55111	01/18/2024	199 E 11 6395 00 101 0 23 000	Houston Communications, Inc.	Digital Portable Radios	500.00

Board - Vendor Check History Report (Dates: 01/01/24 - 01/31/24)

CHECK NUMBER	CHECK DATE	ACCOUNT NUMBER	VENDOR	INVOICE DESCRIPTION	AMOUNT
55111	01/18/2024	199 E 11 6394 00 101 0 11 TEC	Houston Communications, Inc.	Digital Portable Radios	970.00
Totals for 55111					1,470.00
55112	01/18/2024	199 E 21 6299 00 833 0 23 000	Houston ISD	Texas Shars Medicaid Administration - MFCS	204.83
Totals for 55112					204.83
55113	01/18/2024	199 E 51 6259 07 041 0 99 000	Hydro Gas Co.	2023-2024 : Propane - Open PO	2,450.49
55113	01/18/2024	199 E 51 6259 07 102 0 99 000	Hydro Gas Co.	2023-2024 : Propane - Open PO	500.32
Totals for 55113					2,950.81
55114	01/18/2024	161 E 36 6499 00 001 0 91 SOF	Ingleside ISD	Coastal Classic Softball Tournament 2024	475.00
Totals for 55114					475.00
55115	01/18/2024	199 E 51 6319 00 808 0 99 000	King Feed & Hardware, Inc	King Feed & Hardware, Inc - SEPT - FEB 23-24 MAINT SUPPLIES & MATERIALS	3.49
Totals for 55115					3.49
55116	01/18/2024	199 E 34 6499 00 805 0 99 000	Lower Colorado River Authority	Lower Colorado River Authority for Monthly Radio Service	585.00
55116	01/18/2024	199 E 34 6319 00 805 0 23 000	Lower Colorado River Authority	Lower Colorado River Authority for Monthly Radio Service	195.00
Totals for 55116					780.00
55117	01/18/2024	161 E 36 6299 GW 041 0 91 DCO	Morrow, Bryan	Game Worker 12/7/23, 1/5/24, 1/8/24	35.00
55117	01/18/2024	161 E 36 6299 GW 001 0 91 DCO	Morrow, Bryan	Game Worker 12/7/23, 1/5/24, 1/8/24	35.00
55117	01/18/2024	161 E 36 6299 GW 041 0 91 DCO	Morrow, Bryan	Game Worker 12/7/23, 1/5/24, 1/8/24	25.00
Totals for 55117					95.00
55118	01/18/2024	493 E 11 6412 00 001 0 22 G17	Mouser Electronics	*****WEP***** Science Olympiad	117.03
Totals for 55118					117.03
55119	01/18/2024	199 E 11 6399 00 041 0 11 MTH	Nance, Karen	Reimbursement for Christmas candy	28.56
Totals for 55119					28.56
55120	01/18/2024	199 E 51 6249 05 830 0 99 000	NAPA Auto Parts	NAPA Auto Parts - SEPT - FEB 23-24 MAINT AUTO PARTS	462.26
Totals for 55120					462.26
55121	01/18/2024	161 E 36 6299 GW 041 0 91 DCO	Neil, Jack	Game Worker 01/08/24	33.69
Totals for 55121					33.69
55123	01/18/2024	240 E 35 6341 BK 101 0 99 000	DFA Dairy Brands DALLAS	Breakfast/Lunch Food-Jacob's Well Elementary	61.26

Board - Vendor Check History Report (Dates: 01/01/24 - 01/31/24)

CHECK NUMBER	CHECK DATE	ACCOUNT NUMBER	VENDOR	INVOICE DESCRIPTION	AMOUNT
55123	01/18/2024	240 E 35 6341 LU 101 0 99 000	DFA Dairy Brands DALLAS	Breakfast/Lunch Food-Jacob's Well Elementary	142.94
55123	01/18/2024	240 E 35 6341 BK 102 0 99 000	DFA Dairy Brands DALLAS	Breakfast/Lunch Food-Blue Hole Primary	61.29
55123	01/18/2024	240 E 35 6341 LU 102 0 99 000	DFA Dairy Brands DALLAS	Breakfast/Lunch Food-Blue Hole Primary	183.87
55123	01/18/2024	240 E 35 6341 LU 001 0 99 000	DFA Dairy Brands DALLAS	Breakfast/Lunch Food-Wimberley HS	64.19
55123	01/18/2024	240 E 35 6341 BK 001 0 99 000	DFA Dairy Brands DALLAS	Breakfast/Lunch Food-Wimberley HS	21.11
55123	01/18/2024	240 E 35 6341 BK 102 0 99 000	DFA Dairy Brands DALLAS	Breakfast/Lunch Food-Blue Hole Primary	82.41
55123	01/18/2024	240 E 35 6341 LU 102 0 99 000	DFA Dairy Brands DALLAS	Breakfast/Lunch Food-Blue Hole Primary	247.23
55123	01/18/2024	240 E 35 6341 BK 101 0 99 000	DFA Dairy Brands DALLAS	Breakfast/Lunch Food-Jacob's Well Elementary	61.82
55123	01/18/2024	240 E 35 6341 LU 101 0 99 000	DFA Dairy Brands DALLAS	Breakfast/Lunch Food-Jacob's Well Elementary	144.23
55123	01/18/2024	240 E 35 6341 BK 101 0 99 000	DFA Dairy Brands DALLAS	Breakfast/Lunch Food-Jacob's Well Elementary	98.91
55123	01/18/2024	240 E 35 6341 LU 101 0 99 000	DFA Dairy Brands DALLAS	Breakfast/Lunch Food-Jacob's Well Elementary	230.79
55123	01/18/2024	240 E 35 6341 LU 001 0 99 000	DFA Dairy Brands DALLAS	Breakfast/Lunch Food-Wimberley HS	82.28
55123	01/18/2024	240 E 35 6341 BK 001 0 99 000	DFA Dairy Brands DALLAS	Breakfast/Lunch Food-Wimberley HS	25.53
Totals for 55123					1,507.86
55124	01/18/2024	162 E 11 6329 00 041 0 11 000	J W Pepper & Son, Inc.	Music for Spring: reference quote 48241195	10.00
55124	01/18/2024	162 E 11 6329 00 041 0 11 000	J W Pepper & Son, Inc.	Music for Spring/Extra Scores	282.99
Totals for 55124					292.99
55125	01/18/2024	461 E 36 6499 A8 001 0 91 000	Sam's Club Direct	Hoopfest Concessions INV# 001714	52.46
55125	01/18/2024	461 E 36 6499 AA 001 0 91 000	Sam's Club Direct	Hoopfest Concessions INV# 001714	52.46
55125	01/18/2024	461 E 36 6499 A8 001 0 91 000	Sam's Club Direct	Hoopfest Concessions	81.45
55125	01/18/2024	461 E 36 6499 AA 001 0 91 000	Sam's Club Direct	Hoopfest Concessions	81.46
Totals for 55125					267.83
55126	01/18/2024	199 E 11 6399 00 102 0 11 GEN	Scholastic Book Clubs	Scholastic Magazines for 2023/2024	2,470.87
Totals for 55126					2,470.87
55127	01/18/2024	240 E 35 6639 00 001 0 99 000	School Technology Associates, Inc.	Time Clocks For Food Service	9,846.08
Totals for 55127					9,846.08
55128	01/18/2024	199 E 34 6319 00 805 0 23 000	Southwest Bus Sales Inc.	Bus 29 escape hatches are damaged and need replacement.	875.00
Totals for 55128					875.00
55129	01/18/2024	195 E 53 6249 00 831 0 99 000	Starwind Software Inc	WISD Technology	3,596.40
Totals for 55129					3,596.40
55130	01/18/2024	162 E 11 6249 00 041 0 11 000	Strait Music	Repairs and some mouthpieces	91.25
55130	01/18/2024	162 E 36 6399 00 041 0 99 000	Strait Music	Repairs and some mouthpieces	136.75

Board - Vendor Check History Report (Dates: 01/01/24 - 01/31/24)

CHECK NUMBER	CHECK DATE	ACCOUNT NUMBER	VENDOR	INVOICE DESCRIPTION	AMOUNT
55130	01/18/2024	162 E 11 6249 00 041 0 11 000	Strait Music	Repairs and some mouthpieces	53.96
55130	01/18/2024	162 E 36 6399 00 041 0 99 000	Strait Music	Repairs and some mouthpieces	80.88
55130	01/18/2024	162 E 11 6249 00 041 0 11 000	Strait Music	Euphonium Repair/Clean	110.00
Totals for 55130					472.84
55131	01/18/2024	199 E 41 6299 00 702 0 99 000	TASB, Inc	Local District Update - 2023.08	50.00
Totals for 55131					50.00
55132	01/18/2024	199 E 51 6259 22 001 0 99 000	Texas Disposal Systems, Inc.	2023-2024 : Trash & Recycling Pick Up - Open PO	1,398.88
55132	01/18/2024	199 E 51 6259 22 041 0 99 000	Texas Disposal Systems, Inc.	2023-2024 : Trash & Recycling Pick Up - Open PO	736.96
55132	01/18/2024	199 E 51 6259 22 101 0 99 000	Texas Disposal Systems, Inc.	2023-2024 : Trash & Recycling Pick Up - Open PO	722.00
55132	01/18/2024	199 E 51 6259 22 102 0 99 000	Texas Disposal Systems, Inc.	2023-2024 : Trash & Recycling Pick Up - Open PO	722.00
55132	01/18/2024	199 E 51 6259 22 800 0 99 000	Texas Disposal Systems, Inc.	2023-2024 : Trash & Recycling Pick Up - Open PO	340.48
55132	01/18/2024	199 E 51 6259 22 830 0 99 000	Texas Disposal Systems, Inc.	2023-2024 : Trash & Recycling Pick Up - Open PO	281.12
55132	01/18/2024	199 E 51 6259 22 805 0 99 000	Texas Disposal Systems, Inc.	2023-2024 : Trash & Recycling Pick Up - Open PO	83.66
55132	01/18/2024	199 E 51 6259 22 801 0 99 000	Texas Disposal Systems, Inc.	2023-2024 : Trash & Recycling Pick Up - Open PO	83.67
55132	01/18/2024	199 E 51 6259 22 802 0 99 000	Texas Disposal Systems, Inc.	2023-2024 : Trash & Recycling Pick Up - Open PO	83.67
55132	01/18/2024	199 E 51 6259 22 836 0 99 000	Texas Disposal Systems, Inc.	2023-2024 : Trash & Recycling Pick Up - Open PO	680.96
55132	01/18/2024	199 E 51 6259 22 804 0 99 000	Texas Disposal Systems, Inc.	2023-2024 : Trash & Recycling Pick Up - Open PO	256.48
Totals for 55132					5,389.88
55133	01/18/2024	461 E 36 6499 49 041 0 99 000	Texas Scenic Company, Inc.	New set of Stage curtains	5,468.00
Totals for 55133					5,468.00
55134	01/18/2024	199 E 41 6495 00 701 0 99 000	Texas Assn of Community Schools	TACS Institutional Membership	700.00
Totals for 55134					700.00
55135	01/18/2024	461 E 36 6499 38 041 0 99 000	TMEA MS Region 18 Vocal	Choir students attending audition	134.00
Totals for 55135					134.00
55136	01/18/2024	865 E 36 6499 GD 101 0 99 000	Wells Fargo Bank - Cash	Garden Club	68.78
Totals for 55136					68.78
55144	01/18/2024	199 E 11 6399 00 001 0 22 MFG	Wimberley Ace Hardware	Open PO for AG Mech.	94.26
55144	01/18/2024	199 E 11 6399 00 001 0 22 MFG	Wimberley Ace Hardware	Open PO for AG Mech.	51.00
55144	01/18/2024	199 E 11 6399 00 001 0 22 MFG	Wimberley Ace Hardware	Open PO for AG Mech.	40.76
55144	01/18/2024	199 E 52 6399 00 810 0 99 000	Wimberley Ace Hardware	Open PO For Security Related Materials	12.86
55144	01/18/2024	199 E 51 6319 00 041 0 99 000	Wimberley Ace Hardware	Wimberley Ace Hardware - SEPT - FEB 23-24 MAINT SUPPLIES &	5.60

Board - Vendor Check History Report (Dates: 01/01/24 - 01/31/24)

CHECK NUMBER	CHECK DATE	ACCOUNT NUMBER	VENDOR	INVOICE DESCRIPTION	AMOUNT
55144	01/18/2024	199 E 51 6319 00 041 0 99 000	Wimberley Ace Hardware	Wimberley Ace Hardware - SEPT - FEB 23-24 MAINT SUPPLIES & MATERIALS	13.57
55144	01/18/2024	199 E 51 6319 00 001 0 99 000	Wimberley Ace Hardware	Wimberley Ace Hardware - SEPT - FEB 23-24 MAINT SUPPLIES & MATERIALS	49.49
55144	01/18/2024	199 E 51 6319 00 001 0 99 000	Wimberley Ace Hardware	Wimberley Ace Hardware - SEPT - FEB 23-24 MAINT SUPPLIES & MATERIALS	38.24
55144	01/18/2024	199 E 51 6319 00 101 0 99 000	Wimberley Ace Hardware	Wimberley Ace Hardware - SEPT - FEB 23-24 MAINT SUPPLIES & MATERIALS	5.60
55144	01/18/2024	199 E 51 6319 00 101 0 99 000	Wimberley Ace Hardware	Wimberley Ace Hardware - SEPT - FEB 23-24 MAINT SUPPLIES & MATERIALS	34.11
55144	01/18/2024	199 E 51 6319 00 830 0 99 000	Wimberley Ace Hardware	Wimberley Ace Hardware - SEPT - FEB 23-24 MAINT SUPPLIES & MATERIALS	14.99
55144	01/18/2024	199 E 51 6319 00 830 0 99 000	Wimberley Ace Hardware	Wimberley Ace Hardware - SEPT - FEB 23-24 MAINT SUPPLIES & MATERIALS	12.99
55144	01/18/2024	199 E 51 6319 00 001 0 99 000	Wimberley Ace Hardware	Wimberley Ace Hardware - SEPT - FEB 23-24 MAINT SUPPLIES & MATERIALS	6.79
55144	01/18/2024	199 E 51 6319 00 041 0 99 000	Wimberley Ace Hardware	Wimberley Ace Hardware - SEPT - FEB 23-24 MAINT SUPPLIES & MATERIALS	16.14
55144	01/18/2024	199 E 51 6319 00 001 0 99 000	Wimberley Ace Hardware	Wimberley Ace Hardware - SEPT - FEB 23-24 MAINT SUPPLIES & MATERIALS	10.19
55144	01/18/2024	199 E 51 6319 00 830 0 99 000	Wimberley Ace Hardware	Wimberley Ace Hardware - SEPT - FEB 23-24 MAINT SUPPLIES & MATERIALS	11.04
55144	01/18/2024	199 E 51 6319 00 001 0 99 000	Wimberley Ace Hardware	Wimberley Ace Hardware - SEPT - FEB 23-24 MAINT SUPPLIES & MATERIALS	-29.74
55144	01/18/2024	195 E 53 6319 00 831 0 99 000	Wimberley Ace Hardware	Wimberley Ace Hardware - Technology Open PO	79.47
55144	01/18/2024	199 E 51 6319 00 830 0 99 000	Wimberley Ace Hardware	Wimberley Ace Hardware - SEPT - FEB 23-24 MAINT SUPPLIES & MATERIALS	38.16
55144	01/18/2024	199 E 51 6319 00 830 0 99 000	Wimberley Ace Hardware	Wimberley Ace Hardware - SEPT - FEB 23-24 MAINT SUPPLIES & MATERIALS	6.99
55144	01/18/2024	199 E 51 6319 00 001 0 99 000	Wimberley Ace Hardware	Wimberley Ace Hardware - SEPT - FEB 23-24 MAINT SUPPLIES & MATERIALS	7.39
55144	01/18/2024	199 E 51 6319 00 830 0 99 000	Wimberley Ace Hardware	Wimberley Ace Hardware - SEPT - FEB 23-24 MAINT SUPPLIES & MATERIALS	22.17
55144	01/18/2024	199 E 51 6319 00 041 0 99 000	Wimberley Ace Hardware	Wimberley Ace Hardware - SEPT - FEB 23-24 MAINT SUPPLIES & MATERIALS	6.10
55144	01/18/2024	199 E 51 6319 00 102 0 99 000	Wimberley Ace Hardware	Wimberley Ace Hardware - SEPT - FEB 23-24 MAINT SUPPLIES & MATERIALS	12.74
55144	01/18/2024	199 E 51 6319 00 001 0 99 000	Wimberley Ace Hardware	Wimberley Ace Hardware - SEPT - FEB 23-24 MAINT SUPPLIES & MATERIALS	12.39

Board - Vendor Check History Report (Dates: 01/01/24 - 01/31/24)

CHECK NUMBER	CHECK DATE	ACCOUNT NUMBER	VENDOR	INVOICE DESCRIPTION	AMOUNT
55144	01/18/2024	199 E 51 6319 00 001 0 99 000	Wimberley Ace Hardware	Wimberley Ace Hardware - SEPT - FEB 23-24 MAINT SUPPLIES & MATERIALS	1.35
Totals for 55144					574.65
55145	01/18/2024	199 E 36 6299 00 001 0 91 DAN	Wimberley Dance Elite, LLC	Spring Dance Installment.	5,458.50
Totals for 55145					5,458.50
55147	01/25/2024	461 E 36 6499 43 001 0 99 000	Aceituno, Daniel	UIL Judging Fee.	150.00
Totals for 55147					150.00
55148	01/25/2024	461 E 36 6499 43 001 0 99 000	Alexander, Chrystal	UIL Judging Fee.	150.00
Totals for 55148					150.00
55149	01/25/2024	461 E 36 6499 43 001 0 99 000	Aman-Carrier, Kali	UIL Judging Fee.	150.00
Totals for 55149					150.00
55152	01/25/2024	199 E 11 6399 00 001 0 11 DRA	Amazon Capital Services	Supplies for office, Engineering class and OAP.	107.40
55152	01/25/2024	199 E 11 6399 00 001 0 11 GEN	Amazon Capital Services	Supplies for office, Engineering class and OAP.	93.52
55152	01/25/2024	199 E 36 6399 00 001 0 99 OAP	Amazon Capital Services	Supplies for office, Engineering class and OAP.	53.07
55152	01/25/2024	199 E 11 6399 00 001 0 22 EGN	Amazon Capital Services	Supplies for office, Engineering class and OAP.	133.71
55152	01/25/2024	199 E 11 6399 00 001 0 11 DRA	Amazon Capital Services	Supplies for office, Engineering class and OAP.	33.24
55152	01/25/2024	199 E 11 6399 00 001 0 11 GEN	Amazon Capital Services	Supplies for office, Engineering class and OAP.	28.94
55152	01/25/2024	199 E 36 6399 00 001 0 99 OAP	Amazon Capital Services	Supplies for office, Engineering class and OAP.	16.43
55152	01/25/2024	199 E 11 6399 00 001 0 22 EGN	Amazon Capital Services	Supplies for office, Engineering class and OAP.	41.36
55152	01/25/2024	199 E 11 6399 00 001 0 11 DRA	Amazon Capital Services	Supplies for office, Engineering class and OAP.	177.02
55152	01/25/2024	199 E 11 6399 00 001 0 11 GEN	Amazon Capital Services	Supplies for office, Engineering class and OAP.	154.12
55152	01/25/2024	199 E 36 6399 00 001 0 99 OAP	Amazon Capital Services	Supplies for office, Engineering class and OAP.	87.50
55152	01/25/2024	199 E 11 6399 00 001 0 22 EGN	Amazon Capital Services	Supplies for office, Engineering class and OAP.	220.34
55152	01/25/2024	195 E 53 6395 00 041 0 99 000	Amazon Capital Services	JWE Tech Supplies	22.58
55152	01/25/2024	199 E 33 6399 00 001 0 99 000	Amazon Capital Services	cups for clinics	21.80
55152	01/25/2024	199 E 33 6399 00 041 0 99 000	Amazon Capital Services	cups for clinics	21.80
55152	01/25/2024	199 E 33 6399 00 101 0 99 000	Amazon Capital Services	cups for clinics	21.80
55152	01/25/2024	199 E 33 6399 00 102 0 99 000	Amazon Capital Services	cups for clinics	21.79
55152	01/25/2024	199 E 11 6399 00 041 0 11 GEN	Amazon Capital Services	Lanyards and Sleeves for badges	193.45
55152	01/25/2024	199 E 11 6399 01 102 0 11 GEN	Amazon Capital Services	Supplies for Mrs. Merkord; 1st grade	21.97
55152	01/25/2024	199 E 11 6399 00 102 0 11 GEN	Amazon Capital Services	Supplies for Ms. Martinez; Registrar	39.58
55152	01/25/2024	199 E 11 6399 00 001 0 11 GEN	Amazon Capital Services	Supplies for OAP and general office supplies.	128.50
55152	01/25/2024	199 E 36 6399 00 001 0 99 OAP	Amazon Capital Services	Supplies for OAP and general office supplies.	219.99
55152	01/25/2024	199 E 11 6399 PK 102 0 25 ESL	Amazon Capital Services	Classroom supplies for Mrs. Montes; Pre-K	148.14

Board - Vendor Check History Report (Dates: 01/01/24 - 01/31/24)

CHECK NUMBER	CHECK DATE	ACCOUNT NUMBER	VENDOR	INVOICE DESCRIPTION	AMOUNT
55152	01/25/2024	461 E 36 6499 49 102 0 99 000	Amazon Capital Services	Classroom supplies for Mrs. Montes; Pre-K	100.00
55152	01/25/2024	199 E 11 6394 00 001 0 11 MTH	Amazon Capital Services	Ink for printer for Math classroom and Senior gifts for cheer.	92.80
55152	01/25/2024	865 E 36 6499 15 001 0 99 000	Amazon Capital Services	Ink for printer for Math classroom and Senior gifts for cheer.	120.89
55152	01/25/2024	493 E 11 6412 00 001 0 22 G17	Amazon Capital Services	*****WEF*****Science Academy	58.90
Totals for 55152					2,380.64
55153	01/25/2024	199 E 51 6259 09 001 0 99 000	Aqua Texas, Inc	2023-2024: Sewer - Open PO	1,987.20
55153	01/25/2024	199 E 51 6259 09 041 0 99 000	Aqua Texas, Inc	2023-2024: Sewer - Open PO	1,267.02
55153	01/25/2024	199 E 51 6259 09 102 0 99 000	Aqua Texas, Inc	2023-2024: Sewer - Open PO	604.40
55153	01/25/2024	199 E 51 6259 09 804 0 99 000	Aqua Texas, Inc	2023-2024: Sewer - Open PO	190.89
55153	01/25/2024	199 E 51 6259 09 001 0 99 000	Aqua Texas, Inc	2023-2024 : Sewer For New Accounts	1,285.76
55153	01/25/2024	199 E 51 6259 09 808 0 99 000	Aqua Texas, Inc	2023-2024 : Sewer For New Accounts	1,305.61
55153	01/25/2024	199 E 51 6259 06 101 0 99 000	Aqua Texas, Inc	2023-2024: Water and Sewer - Open PO	798.60
55153	01/25/2024	199 E 51 6259 06 801 0 99 000	Aqua Texas, Inc	2023-2024: Water and Sewer - Open PO	274.23
55153	01/25/2024	199 E 51 6259 06 802 0 99 000	Aqua Texas, Inc	2023-2024: Water and Sewer - Open PO	274.23
55153	01/25/2024	199 E 51 6259 06 805 0 99 000	Aqua Texas, Inc	2023-2024: Water and Sewer - Open PO	274.23
55153	01/25/2024	199 E 51 6259 09 101 0 99 000	Aqua Texas, Inc	2023-2024: Water and Sewer - Open PO	1,574.51
55153	01/25/2024	199 E 51 6259 09 801 0 99 000	Aqua Texas, Inc	2023-2024: Water and Sewer - Open PO	285.78
55153	01/25/2024	199 E 51 6259 09 802 0 99 000	Aqua Texas, Inc	2023-2024: Water and Sewer - Open PO	285.78
55153	01/25/2024	199 E 51 6259 09 805 0 99 000	Aqua Texas, Inc	2023-2024: Water and Sewer - Open PO	285.76
55153	01/25/2024	199 E 51 6259 06 102 0 99 BHP	Aqua Texas, Inc	2023-2024: Water and Sewer - Open PO	559.10
Totals for 55153					11,253.10
55154	01/25/2024	161 E 36 6399 00 001 0 91 TRA	Athletic Supply Inc.	Boys Track Gear	641.00
55154	01/25/2024	461 E 36 6499 AF 001 0 91 000	Athletic Supply Inc.	Baseball Caps	1,408.00
Totals for 55154					2,049.00
55159	01/25/2024	240 E 35 6341 BK 041 0 99 SCA	Brothers Food Service	Breakfast/Lunch Food-Danforth JH	60.50
55159	01/25/2024	240 E 35 6341 LU 041 0 99 SCA	Brothers Food Service	Breakfast/Lunch Food-Danforth JH	295.50
55159	01/25/2024	240 E 35 6341 BK 041 0 99 SCA	Brothers Food Service	Breakfast/Lunch Food-Danforth JH	71.50
55159	01/25/2024	240 E 35 6341 LU 041 0 99 SCA	Brothers Food Service	Breakfast/Lunch Food-Danforth JH	371.70
55159	01/25/2024	240 E 35 6341 BK 041 0 99 SCA	Brothers Food Service	Breakfast/Lunch Food-Danforth JH	50.75
55159	01/25/2024	240 E 35 6341 LU 041 0 99 SCA	Brothers Food Service	Breakfast/Lunch Food-Danforth JH	241.35
55159	01/25/2024	240 E 35 6341 BK 041 0 99 SCA	Brothers Food Service	Breakfast/Lunch Food-Danforth JH	68.63
55159	01/25/2024	240 E 35 6341 LU 041 0 99 SCA	Brothers Food Service	Breakfast/Lunch Food-Danforth JH	278.87
55159	01/25/2024	240 E 35 6341 BK 101 0 99 SCA	Brothers Food Service	Breakfast/Lunch Food-Jacob's Well Elementary	129.30
55159	01/25/2024	240 E 35 6341 LU 101 0 99 SCA	Brothers Food Service	Breakfast/Lunch Food-Jacob's Well Elementary	398.70

Board - Vendor Check History Report (Dates: 01/01/24 - 01/31/24)

CHECK NUMBER	CHECK DATE	ACCOUNT NUMBER	VENDOR	INVOICE DESCRIPTION	AMOUNT
55159	01/25/2024	240 E 35 6341 BK 101 0 99 SCA	Brothers Food Service	Breakfast/Lunch Food-Jacob's Well Elementary	112.62
55159	01/25/2024	240 E 35 6341 LU 101 0 99 SCA	Brothers Food Service	Breakfast/Lunch Food-Jacob's Well Elementary	418.78
55159	01/25/2024	240 E 35 6341 BK 101 0 99 SCA	Brothers Food Service	Breakfast/Lunch Food-Jacob's Well Elementary	88.20
55159	01/25/2024	240 E 35 6341 LU 101 0 99 SCA	Brothers Food Service	Breakfast/Lunch Food-Jacob's Well Elementary	317.30
55159	01/25/2024	240 E 35 6341 BK 101 0 99 SCA	Brothers Food Service	Breakfast/Lunch Food-Jacob's Well Elementary	98.85
55159	01/25/2024	240 E 35 6341 LU 101 0 99 SCA	Brothers Food Service	Breakfast/Lunch Food-Jacob's Well Elementary	395.65
55159	01/25/2024	240 E 35 6341 BK 101 0 99 SCA	Brothers Food Service	Breakfast/Lunch Food-Jacob's Well Elementary	95.10
55159	01/25/2024	240 E 35 6341 LU 101 0 99 SCA	Brothers Food Service	Breakfast/Lunch Food-Jacob's Well Elementary	348.90
55159	01/25/2024	240 E 35 6341 BK 102 0 99 SCA	Brothers Food Service	Breakfast/Lunch Food-Blue Hole Primary	136.25
55159	01/25/2024	240 E 35 6341 LU 102 0 99 SCA	Brothers Food Service	Breakfast/Lunch Food-Blue Hole Primary	672.75
55159	01/25/2024	240 E 35 6341 BK 102 0 99 SCA	Brothers Food Service	Breakfast/Lunch Food-Blue Hole Primary	76.50
55159	01/25/2024	240 E 35 6341 LU 102 0 99 SCA	Brothers Food Service	Breakfast/Lunch Food-Blue Hole Primary	345.00
55159	01/25/2024	240 E 35 6341 BK 102 0 99 SCA	Brothers Food Service	Breakfast/Lunch Food-Blue Hole Primary	75.00
55159	01/25/2024	240 E 35 6341 LU 102 0 99 SCA	Brothers Food Service	Breakfast/Lunch Food-Blue Hole Primary	225.00
55159	01/25/2024	240 E 35 6341 BK 041 0 99 SCA	Brothers Food Service	Breakfast/Lunch Food-Danforth JH	-3.94
55159	01/25/2024	240 E 35 6341 LU 041 0 99 SCA	Brothers Food Service	Breakfast/Lunch Food-Danforth JH	-9.19
55159	01/25/2024	240 E 35 6341 BK 102 0 99 SCA	Brothers Food Service	Breakfast/Lunch Food-Blue Hole Primary	-136.97
55159	01/25/2024	240 E 35 6341 LU 102 0 99 SCA	Brothers Food Service	Breakfast/Lunch Food-Blue Hole Primary	-254.38
55159	01/25/2024	240 E 35 6341 BK 001 0 99 SCA	Brothers Food Service	Breakfast/Lunch Food-Wimberley HS	70.75
55159	01/25/2024	240 E 35 6341 LU 001 0 99 SCA	Brothers Food Service	Breakfast/Lunch Food-Wimberley HS	440.75
55159	01/25/2024	240 E 35 6341 BK 001 0 99 SCA	Brothers Food Service	Breakfast/Lunch Food-Wimberley HS	46.50
55159	01/25/2024	240 E 35 6341 LU 001 0 99 SCA	Brothers Food Service	Breakfast/Lunch Food-Wimberley HS	139.50
55159	01/25/2024	240 E 35 6341 BK 001 0 99 SCA	Brothers Food Service	Breakfast/Lunch Food-Wimberley HS	129.38
55159	01/25/2024	240 E 35 6341 LU 001 0 99 SCA	Brothers Food Service	Breakfast/Lunch Food-Wimberley HS	557.12
55159	01/25/2024	240 E 35 6341 BK 001 0 99 SCA	Brothers Food Service	Breakfast/Lunch Food-Wimberley HS	38.75
55159	01/25/2024	240 E 35 6341 LU 001 0 99 SCA	Brothers Food Service	Breakfast/Lunch Food-Wimberley HS	221.25
55159	01/25/2024	240 E 35 6341 BK 001 0 99 SCA	Brothers Food Service	Breakfast/Lunch Food-Wimberley HS	-22.50
55159	01/25/2024	240 E 35 6341 LU 001 0 99 SCA	Brothers Food Service	Breakfast/Lunch Food-Wimberley HS	-218.50
Totals for 55159					6,371.22
55160	01/25/2024	461 E 36 6499 AE 001 0 91 000	BSN Sports Inc.	Shoes for Track Coach	106.00
55160	01/25/2024	161 E 36 6399 00 001 0 91 SOF	BSN Sports Inc.	Equipment for Softball	125.35
Totals for 55160					231.35
55161	01/25/2024	865 E 36 6499 15 041 0 99 000	C.C. Creations LTD	Christmas sweatshirts for cheer	607.96
Totals for 55161					607.96
55162	01/25/2024	461 E 36 6499 43 001 0 99 000	Cante, Jasmine	UIL Judging Fee.	150.00
Totals for 55162					150.00

Board - Vendor Check History Report (Dates: 01/01/24 - 01/31/24)

CHECK NUMBER	CHECK DATE	ACCOUNT NUMBER	VENDOR	INVOICE DESCRIPTION	AMOUNT
55163	01/25/2024	161 E 36 6299 GO 001 0 91 DCO	Capital Referees	Soccer Scrimmage Fees 2023-2024	300.00
Totals for 55163					300.00
55164	01/25/2024	461 E 36 6499 AI 001 0 91 000	Cardinal's Sports Center Inc.	Girls Soccer Ear Warmers	396.00
Totals for 55164					396.00
55165	01/25/2024	240 E 35 6349 00 999 0 99 000	Central Texas Food Bank	Storage Fees-December	72.90
Totals for 55165					72.90
55166	01/25/2024	161 E 52 6299 00 001 0 91 SEC	Cornic, Jean-Claude	Security @ Basketball Game 01/16/24	200.00
55166	01/25/2024	161 E 52 6299 00 001 0 91 SEC	Cornic, Jean-Claude	Security at HS Basketball 01/23/24	200.00
Totals for 55166					400.00
55167	01/25/2024	461 E 36 6499 43 001 0 99 000	Cotulla ISD	Refund Due to Canceled Wimberley ISD Texan UIL Invitational Entry	455.00
Totals for 55167					455.00
55168	01/25/2024	199 E 51 6319 00 102 0 99 BHP	Cragg's Do It Best Lumber & Home Ce	Cragg's Do It Best Lumber & Home Center, Inc - SEPT - FEB 23-24 MAINT SUPPLIES & MATERIALS	6.99
Totals for 55168					6.99
55169	01/25/2024	461 E 36 6499 43 001 0 99 000	Delhagen, Jackson	UIL Judging Fee.	150.00
Totals for 55169					150.00
55170	01/25/2024	461 E 36 6499 43 001 0 99 000	Everett, Jacob	UIL Judging Fee.	150.00
Totals for 55170					150.00
55171	01/25/2024	199 E 51 6249 05 830 0 99 000	Express Care	Express Care - 23/24 OPEN PO MAINT STATE INSPECTIONS AND OIL CHANGES	7.00
Totals for 55171					7.00
55172	01/25/2024	493 E 31 6399 00 001 0 99 G06	Fig Tree Outreach Program	***WEF***WISD Staff Wellness Project - Spring Payment	500.00
Totals for 55172					500.00
55173	01/25/2024	199 E 41 6211 00 702 0 99 000	The Fowler Law Firm, P.C.	3494-008 Professional Fees 12/07/2023	1,125.00
55173	01/25/2024	199 E 41 6211 00 702 0 99 000	The Fowler Law Firm, P.C.	3494-001 Professional Fees 12/11/2023	375.00
Totals for 55173					1,500.00

Board - Vendor Check History Report (Dates: 01/01/24 - 01/31/24)

CHECK NUMBER	CHECK DATE	ACCOUNT NUMBER	VENDOR	INVOICE DESCRIPTION	AMOUNT
55174	01/25/2024	461 E 36 6499 43 001 0 99 000	Garcia, Jillian	UIL Judging Fee.	250.00
Totals for 55174					250.00
55175	01/25/2024	461 E 36 6499 43 001 0 99 000	Harris, Beyonce	UIL Judging Fee.	150.00
Totals for 55175					150.00
55176	01/25/2024	161 E 52 6299 00 001 0 91 SEC	Hays County Sheriff's Office	Vehicle Fee 01/16/24	20.00
55176	01/25/2024	161 E 52 6299 00 001 0 91 SEC	Hays County Sheriff's Office	Vehicle Fee 01/19/24	20.00
Totals for 55176					40.00
55177	01/25/2024	199 E 52 6299 00 102 0 99 000	Hays County Auditor	Qtrs 2-4 Jan 2023 - Sept 2023 Traffic-Related Law Enforcement Services	26,632.83
55177	01/25/2024	199 E 52 6299 00 101 0 99 000	Hays County Auditor	Qtrs 2-4 Jan 2023 - Sept 2023 Traffic-Related Law Enforcement Services	26,632.82
55177	01/25/2024	199 E 52 6299 00 041 0 99 000	Hays County Auditor	Qtrs 2-4 Jan 2023 - Sept 2023 Traffic-Related Law Enforcement Services	26,632.82
55177	01/25/2024	199 E 52 6299 00 001 0 99 000	Hays County Auditor	Qtrs 2-4 Jan 2023 - Sept 2023 Traffic-Related Law Enforcement Services	26,632.82
Totals for 55177					106,531.29
55178	01/25/2024	161 E 36 6399 00 001 0 91 000	Hill Country Springs	Monthly Water Delivery to FH	34.99
Totals for 55178					34.99
55179	01/25/2024	199 E 36 6268 00 001 0 99 000	Herff Jones, Inc.	Diploma covers.	500.00
55179	01/25/2024	199 E 11 6268 00 001 0 11 GRE	Herff Jones, Inc.	Diploma covers.	824.09
Totals for 55179					1,324.09
55180	01/25/2024	240 E 35 6411 MI 999 0 99 000	Hernandez, Cynthia	Mileage reimbursement 11/27/23-1/12/24 Travel to Blue Hole Kitchen-Afternoon Assistance	26.13
Totals for 55180					26.13
55181	01/25/2024	461 E 36 6499 18 041 0 99 000	Hill Country Trophy, LLC	Plaques for 22-23 school year	192.00
Totals for 55181					192.00
55182	01/25/2024	461 E 36 6499 43 001 0 99 000	Hill Country Trophy, LLC	Ribbons for UIL Meet.	63.80
Totals for 55182					63.80
55183	01/25/2024	199 E 51 6319 00 001 0 99 000	HD Supply Facilities Maintenance, L	Light bulbs	18.56
55183	01/25/2024	199 E 51 6319 00 041 0 99 000	HD Supply Facilities Maintenance, L	Light bulbs	18.56

Board - Vendor Check History Report (Dates: 01/01/24 - 01/31/24)

CHECK NUMBER	CHECK DATE	ACCOUNT NUMBER	VENDOR	INVOICE DESCRIPTION	AMOUNT
55183	01/25/2024	199 E 51 6319 00 101 0 99 000	HD Supply Facilities Maintenance, L	Light bulbs	18.56
55183	01/25/2024	199 E 51 6319 00 102 0 99 000	HD Supply Facilities Maintenance, L	Light bulbs	18.56
55183	01/25/2024	199 E 51 6319 00 807 0 99 000	HD Supply Facilities Maintenance, L	Light bulbs	18.54
55183	01/25/2024	199 E 51 6319 00 808 0 99 000	HD Supply Facilities Maintenance, L	Light bulbs	18.56
55183	01/25/2024	199 E 51 6319 00 102 0 99 BHP	HD Supply Facilities Maintenance, L	Light bulbs	18.56
Totals for 55183					129.90
55184	01/25/2024	224 E 11 6219 00 833 4 23 000	Horn, Robin	Deaf and Hard of Hearing	892.50
Totals for 55184					892.50
55185	01/25/2024	461 E 36 6499 43 001 0 99 000	Hunter-Thiam, Azula	UIL Judging Fee.	150.00
Totals for 55185					150.00
55186	01/25/2024	461 E 36 6499 43 001 0 99 000	Jennings, Eveleigh	UIL Judging Fee.	150.00
Totals for 55186					150.00
55187	01/25/2024	461 E 36 6499 43 001 0 99 000	Jordan, Monique	UIL Judging Fee.	150.00
Totals for 55187					150.00
55188	01/25/2024	199 E 51 6319 00 102 0 99 BHP	King Feed & Hardware, Inc	King Feed & Hardware, Inc - SEPT - FEB 23-24 MAINT SUPPLIES & MATERIALS	6.49
55188	01/25/2024	199 E 51 6319 00 101 0 99 000	King Feed & Hardware, Inc	King Feed & Hardware, Inc - SEPT - FEB 23-24 MAINT SUPPLIES & MATERIALS	3.99
Totals for 55188					10.48
55193	01/25/2024	240 E 35 6341 LU 041 0 99 000	Labatt Food Service LLC	Breakfast/Lunch Food and Non-Food	2,532.49
55193	01/25/2024	240 E 35 6341 BK 041 0 99 000	Labatt Food Service LLC	Breakfast/Lunch Food and Non-Food	226.05
55193	01/25/2024	240 E 35 6342 BK 041 0 99 000	Labatt Food Service LLC	Breakfast/Lunch Food and Non-Food	51.31
55193	01/25/2024	240 E 35 6342 LU 041 0 99 000	Labatt Food Service LLC	Breakfast/Lunch Food and Non-Food	51.31
55193	01/25/2024	240 E 35 6341 BK 041 0 99 SCA	Labatt Food Service LLC	Breakfast/Lunch Food and Non-Food	105.35
55193	01/25/2024	240 E 35 6341 LU 041 0 99 SCA	Labatt Food Service LLC	Breakfast/Lunch Food and Non-Food	121.70
55193	01/25/2024	240 E 35 6341 BK 102 0 99 000	Labatt Food Service LLC	Breakfast/Lunch Food/Non-Food	121.08
55193	01/25/2024	240 E 35 6342 LU 102 0 99 000	Labatt Food Service LLC	Breakfast/Lunch Food/Non-Food	888.45
55193	01/25/2024	240 E 35 6342 BK 102 0 99 000	Labatt Food Service LLC	Breakfast/Lunch Food/Non-Food	133.32
55193	01/25/2024	240 E 35 6341 LU 001 0 99 000	Labatt Food Service LLC	Breakfast/Lunch Food/Non-Food	3,335.07
55193	01/25/2024	240 E 35 6341 BK 001 0 99 000	Labatt Food Service LLC	Breakfast/Lunch Food/Non-Food	506.27
55193	01/25/2024	240 E 35 6342 BK 001 0 99 000	Labatt Food Service LLC	Breakfast/Lunch Food/Non-Food	27.08
55193	01/25/2024	240 E 35 6342 LU 001 0 99 000	Labatt Food Service LLC	Breakfast/Lunch Food/Non-Food	27.08

Board - Vendor Check History Report (Dates: 01/01/24 - 01/31/24)

CHECK NUMBER	CHECK DATE	ACCOUNT NUMBER	VENDOR	INVOICE DESCRIPTION	AMOUNT
55193	01/25/2024	240 E 35 6341 BK 001 0 99 SCA	Labatt Food Service LLC	Breakfast/Lunch Food/Non-Food	113.20
55193	01/25/2024	240 E 35 6341 LU 001 0 99 SCA	Labatt Food Service LLC	Breakfast/Lunch Food/Non-Food	339.60
55193	01/25/2024	240 E 35 6341 LU 001 0 99 000	Labatt Food Service LLC	Breakfast/Lunch Food/Non-Food	6,153.71
55193	01/25/2024	240 E 35 6341 BK 001 0 99 000	Labatt Food Service LLC	Breakfast/Lunch Food/Non-Food	86.07
55193	01/25/2024	240 E 35 6342 BK 001 0 99 000	Labatt Food Service LLC	Breakfast/Lunch Food/Non-Food	36.36
55193	01/25/2024	240 E 35 6341 BK 001 0 99 SCA	Labatt Food Service LLC	Breakfast/Lunch Food/Non-Food	104.98
55193	01/25/2024	240 E 35 6341 LU 001 0 99 SCA	Labatt Food Service LLC	Breakfast/Lunch Food/Non-Food	314.93
55193	01/25/2024	240 E 35 6341 BK 101 0 99 000	Labatt Food Service LLC	Breakfast/Lunch Food/Non-Food	120.14
55193	01/25/2024	240 E 35 6341 LU 101 0 99 000	Labatt Food Service LLC	Breakfast/Lunch Food/Non-Food	1,401.85
55193	01/25/2024	240 E 35 6342 BK 101 0 99 000	Labatt Food Service LLC	Breakfast/Lunch Food/Non-Food	8.48
55193	01/25/2024	240 E 35 6342 LU 101 0 99 000	Labatt Food Service LLC	Breakfast/Lunch Food/Non-Food	8.48
55193	01/25/2024	240 E 35 6341 BK 101 0 99 SCA	Labatt Food Service LLC	Breakfast/Lunch Food/Non-Food	115.66
55193	01/25/2024	240 E 35 6341 LU 101 0 99 SCA	Labatt Food Service LLC	Breakfast/Lunch Food/Non-Food	193.70
55193	01/25/2024	240 E 35 6341 LU 101 0 99 000	Labatt Food Service LLC	Breakfast/Lunch Food/Non-Food	37.99
55193	01/25/2024	240 E 35 6341 LU 101 0 99 000	Labatt Food Service LLC	Breakfast/Lunch Food/Non-Food	49.39
55193	01/25/2024	240 E 35 6341 LU 001 0 99 000	Labatt Food Service LLC	Breakfast/Lunch Food/Non-Food	-149.93
55193	01/25/2024	240 E 35 6342 LU 001 0 99 000	Labatt Food Service LLC	Breakfast/Lunch Food/Non-Food	444.40
55193	01/25/2024	240 E 35 6341 BK 102 0 99 000	Labatt Food Service LLC	Breakfast/Lunch Food/Non-Food	278.03
55193	01/25/2024	240 E 35 6341 LU 102 0 99 000	Labatt Food Service LLC	Breakfast/Lunch Food/Non-Food	2,044.71
55193	01/25/2024	240 E 35 6342 LU 102 0 99 000	Labatt Food Service LLC	Breakfast/Lunch Food/Non-Food	257.00
55193	01/25/2024	240 E 35 6342 BK 102 0 99 000	Labatt Food Service LLC	Breakfast/Lunch Food/Non-Food	78.89
55193	01/25/2024	240 E 35 6341 BK 102 0 99 SCA	Labatt Food Service LLC	Breakfast/Lunch Food/Non-Food	233.45
55193	01/25/2024	240 E 35 6341 LU 102 0 99 SCA	Labatt Food Service LLC	Breakfast/Lunch Food/Non-Food	423.34
55193	01/25/2024	240 E 35 6341 BK 102 0 99 000	Labatt Food Service LLC	Breakfast/Lunch Food/Non-Food	370.41
55193	01/25/2024	240 E 35 6341 LU 102 0 99 000	Labatt Food Service LLC	Breakfast/Lunch Food/Non-Food	2,938.19
55193	01/25/2024	240 E 35 6342 LU 102 0 99 000	Labatt Food Service LLC	Breakfast/Lunch Food/Non-Food	309.57
55193	01/25/2024	240 E 35 6342 BK 102 0 99 000	Labatt Food Service LLC	Breakfast/Lunch Food/Non-Food	140.99
55193	01/25/2024	240 E 35 6341 BK 102 0 99 SCA	Labatt Food Service LLC	Breakfast/Lunch Food/Non-Food	232.21
55193	01/25/2024	240 E 35 6341 LU 102 0 99 SCA	Labatt Food Service LLC	Breakfast/Lunch Food/Non-Food	245.14
55193	01/25/2024	240 E 35 6341 LU 001 0 99 000	Labatt Food Service LLC	Breakfast/Lunch Food/Non-Food	31.51
55193	01/25/2024	240 E 35 6341 LU 041 0 99 000	Labatt Food Service LLC	Breakfast/Lunch Food and Non-Food	39.52
55193	01/25/2024	240 E 35 6341 BK 102 0 99 000	Labatt Food Service LLC	Breakfast/Lunch Food/Non-Food	740.89
55193	01/25/2024	240 E 35 6341 LU 102 0 99 000	Labatt Food Service LLC	Breakfast/Lunch Food/Non-Food	2,247.52
55193	01/25/2024	240 E 35 6342 LU 102 0 99 000	Labatt Food Service LLC	Breakfast/Lunch Food/Non-Food	149.31
55193	01/25/2024	240 E 35 6342 BK 102 0 99 000	Labatt Food Service LLC	Breakfast/Lunch Food/Non-Food	31.82
55193	01/25/2024	240 E 35 6341 BK 102 0 99 SCA	Labatt Food Service LLC	Breakfast/Lunch Food/Non-Food	116.24
55193	01/25/2024	240 E 35 6341 LU 102 0 99 SCA	Labatt Food Service LLC	Breakfast/Lunch Food/Non-Food	300.49
55193	01/25/2024	240 E 35 6341 BK 102 0 99 000	Labatt Food Service LLC	Breakfast/Lunch Food/Non-Food	-8.30
55193	01/25/2024	240 E 35 6341 LU 102 0 99 000	Labatt Food Service LLC	Breakfast/Lunch Food/Non-Food	-41.51

Board - Vendor Check History Report (Dates: 01/01/24 - 01/31/24)

CHECK NUMBER	CHECK DATE	ACCOUNT NUMBER	VENDOR	INVOICE DESCRIPTION	AMOUNT
55193	01/25/2024	240 E 35 6342 LU 102 0 99 000	Labatt Food Service LLC	Breakfast/Lunch Food/Non-Food	-2.77
55193	01/25/2024	240 E 35 6342 BK 102 0 99 000	Labatt Food Service LLC	Breakfast/Lunch Food/Non-Food	-2.77
55193	01/25/2024	240 E 35 6341 LU 041 0 99 000	Labatt Food Service LLC	Breakfast/Lunch Food and Non-Food	2,800.24
55193	01/25/2024	240 E 35 6341 BK 041 0 99 000	Labatt Food Service LLC	Breakfast/Lunch Food and Non-Food	129.61
55193	01/25/2024	240 E 35 6342 BK 041 0 99 000	Labatt Food Service LLC	Breakfast/Lunch Food and Non-Food	47.16
55193	01/25/2024	240 E 35 6342 LU 041 0 99 000	Labatt Food Service LLC	Breakfast/Lunch Food and Non-Food	141.46
55193	01/25/2024	240 E 35 6341 BK 041 0 99 SCA	Labatt Food Service LLC	Breakfast/Lunch Food and Non-Food	65.08
55193	01/25/2024	240 E 35 6341 LU 041 0 99 SCA	Labatt Food Service LLC	Breakfast/Lunch Food and Non-Food	71.21
55193	01/25/2024	240 E 35 6341 BK 101 0 99 000	Labatt Food Service LLC	Breakfast/Lunch Food/Non-Food	70.58
55193	01/25/2024	240 E 35 6341 LU 101 0 99 000	Labatt Food Service LLC	Breakfast/Lunch Food/Non-Food	2,087.52
55193	01/25/2024	240 E 35 6342 BK 101 0 99 000	Labatt Food Service LLC	Breakfast/Lunch Food/Non-Food	6.36
55193	01/25/2024	240 E 35 6342 LU 101 0 99 000	Labatt Food Service LLC	Breakfast/Lunch Food/Non-Food	6.36
55193	01/25/2024	240 E 35 6341 BK 101 0 99 SCA	Labatt Food Service LLC	Breakfast/Lunch Food/Non-Food	97.70
55193	01/25/2024	240 E 35 6341 LU 101 0 99 SCA	Labatt Food Service LLC	Breakfast/Lunch Food/Non-Food	227.96
Totals for 55193					34,810.65
55194	01/25/2024	199 E 36 6499 00 001 0 22 STM	Mad Science of Austin & SA	Mad Science Fun Center for STEAM Fair.	825.00
Totals for 55194					825.00
55195	01/25/2024	461 E 36 6499 43 001 0 99 000	Morgan, Daniel	UIL Judging Fee.	150.00
Totals for 55195					150.00
55196	01/25/2024	161 E 36 6299 GW 041 0 91 DCO	Morrow, Bryan	Game worker 01/11/24, 01/12/24, 01/16/24, 01/17/24, 01/18/24	30.00
55196	01/25/2024	161 E 36 6299 GW 001 0 91 DCO	Morrow, Bryan	Game worker 01/11/24, 01/12/24, 01/16/24, 01/17/24, 01/18/24	35.00
55196	01/25/2024	161 E 36 6299 GW 001 0 91 DCO	Morrow, Bryan	Game worker 01/11/24, 01/12/24, 01/16/24, 01/17/24, 01/18/24	35.00
55196	01/25/2024	161 E 36 6299 GW 041 0 91 DCO	Morrow, Bryan	Game worker 01/11/24, 01/12/24, 01/16/24, 01/17/24, 01/18/24	25.00
55196	01/25/2024	161 E 36 6299 GW 041 0 91 DCO	Morrow, Bryan	Game worker 01/11/24, 01/12/24, 01/16/24, 01/17/24, 01/18/24	25.00
Totals for 55196					150.00
55197	01/25/2024	199 E 11 6399 00 001 0 11 GEN	National School Forms Inc.	Hall pass pads.	220.53
Totals for 55197					220.53
55198	01/25/2024	199 E 41 6499 00 750 0 99 000	Nelco	Payroll Checks : 5110HT PP Laser Ck Herr Tan Qty 500	224.40
55198	01/25/2024	199 E 41 6499 00 750 0 99 000	Nelco	Payroll Checks : 5110HT PP Laser Ck Herr Tan Qty 500	31.00

Board - Vendor Check History Report (Dates: 01/01/24 - 01/31/24)

CHECK NUMBER	CHECK DATE	ACCOUNT NUMBER	VENDOR	INVOICE DESCRIPTION	AMOUNT
Totals for 55198					255.40
55199	01/25/2024	199 E 36 6412 00 001 0 91 CHR	North Texas Tollway Authority	WHS Cheer - UIL Competition Travel Toll Fees	24.98
Totals for 55199					24.98
55200	01/25/2024	199 E 12 6399 00 001 0 99 000	Office Depot, Inc.	Supplies HS	102.31
55200	01/25/2024	199 E 12 6399 00 001 0 99 000	Office Depot, Inc.	Supplies HS	140.01
55200	01/25/2024	199 E 12 6399 00 001 0 99 000	Office Depot, Inc.	Supplies HS	136.26
Totals for 55200					378.58
55201	01/25/2024	161 E 36 6299 GW 001 0 91 DCO	Owens, Laura	Game Worker 01/03/24, 01/09/24	21.44
55201	01/25/2024	161 E 36 6299 GW 001 0 91 DCO	Owens, Laura	Game Worker 01/03/24, 01/09/24	18.38
55201	01/25/2024	161 E 36 6299 GW 001 0 91 DCO	Owens, Laura	Game Worker 01/16/24, 01/17/24	36.75
55201	01/25/2024	161 E 36 6299 GW 041 0 91 DCO	Owens, Laura	Game Worker 01/16/24, 01/17/24	30.63
Totals for 55201					107.20
55202	01/25/2024	461 E 36 6499 43 001 0 99 000	Parker, Kelly	UIL Judging Fee.	125.00
Totals for 55202					125.00
55203	01/25/2024	461 E 36 6499 43 001 0 99 000	Parker, Shiela	UIL Judging Fee.	125.00
Totals for 55203					125.00
55204	01/25/2024	199 E 11 6399 00 001 0 11 CH1	J W Pepper & Son, Inc.	Music for choir class.	39.60
Totals for 55204					39.60
55205	01/25/2024	199 E 11 6399 00 001 0 22 MFG	PMI Steel Pipe	Steel for AG Mech. See attached quote.	713.62
Totals for 55205					713.62
55206	01/25/2024	461 E 36 6499 43 001 0 99 000	Ramsey, Carson	UIL Judging Fee.	250.00
Totals for 55206					250.00
55207	01/25/2024	461 E 36 6499 43 001 0 99 000	Rickert, Sarah	UIL Judging Fee.	150.00
Totals for 55207					150.00
55208	01/25/2024	199 E 31 6339 00 102 0 21 000	Riverside Insights	Scoring services for Mrs. Galley; Counselor	173.25
Totals for 55208					173.25
55209	01/25/2024	162 E 36 6412 00 001 0 99 000	RMA Toll Processing	WHS Band Area Tryouts Travel Toll Fees	2.13
Totals for 55209					2.13

Board - Vendor Check History Report (Dates: 01/01/24 - 01/31/24)

CHECK NUMBER	CHECK DATE	ACCOUNT NUMBER	VENDOR	INVOICE DESCRIPTION	AMOUNT
55210	01/25/2024	199 E 41 6499 00 750 0 99 000	Round Rock ISD	Payment of CTPA 2024 Annual Fee	150.00
Totals for 55210					150.00
55211	01/25/2024	461 E 36 6499 00 001 0 99 000	Sam's Club Direct	Supplies for High School	315.28
55211	01/25/2024	461 E 36 6499 88 001 0 23 000	Sam's Club Direct	Supplies for Life skills lunch.	78.31
55211	01/25/2024	461 E 36 6499 A8 041 0 91 000	Sam's Club Direct	DJHS Basketball Concession Supplies	75.13
55211	01/25/2024	461 E 36 6499 AA 041 0 91 000	Sam's Club Direct	DJHS Basketball Concession Supplies	75.13
Totals for 55211					543.85
55212	01/25/2024	199 E 41 6499 00 750 0 99 000	San Marcos Daily Record	Exhibit C-2 Audit Classified Ad	441.00
Totals for 55212					441.00
55213	01/25/2024	199 E 34 6319 00 805 0 99 000	Southwest Bus Sales Inc.	New Seals and Break Drum for Bus 34	249.25
Totals for 55213					249.25
55214	01/25/2024	461 E 36 6499 43 001 0 99 000	SpeechWire Tournament Services	Full Tournament Schedule charges.	480.00
Totals for 55214					480.00
55215	01/25/2024	461 E 36 6499 43 001 0 99 000	Swick, Athan	UIL Judging Fee.	150.00
Totals for 55215					150.00
55216	01/25/2024	493 E 31 6399 00 001 0 99 G06	The Greater Mercy Foundation	***WEF***WISD Staff Wellness Project - Spring Payment	500.00
Totals for 55216					500.00
55217	01/25/2024	199 E 41 6399 00 750 0 99 000	The Watermark Group	Business Cards For Moises Santiago	59.00
Totals for 55217					59.00
55218	01/25/2024	461 E 36 6499 43 001 0 99 000	Thiagarajan, Roshini	UIL Judging Fee.	150.00
Totals for 55218					150.00
55219	01/25/2024	161 E 36 6412 00 001 0 91 DCO	TxTag	Varsity Football To Pfield Toll Fees	60.83
Totals for 55219					60.83
55220	01/25/2024	199 E 36 6412 00 001 0 99 CH1	UIL Music Region 18	Entry Fee for Choir Concert.	465.00
Totals for 55220					465.00
55221	01/25/2024	461 E 36 6499 43 001 0 99 000	Un Poco De Todo	UIL Meet food truck.	177.00
Totals for 55221					177.00

Board - Vendor Check History Report (Dates: 01/01/24 - 01/31/24)

CHECK NUMBER	CHECK DATE	ACCOUNT NUMBER	VENDOR	INVOICE DESCRIPTION	AMOUNT
55222	01/25/2024	161 E 52 6299 00 001 0 91 SEC	Verette, Ronald	Security @ Basketball Game 01/19/24	200.00
Totals for 55222					200.00
55223	01/25/2024	461 E 36 6499 43 001 0 99 000	Walker, Emily	UIL Judging Fee.	150.00
Totals for 55223					150.00
55226	01/25/2024	199 E 11 6399 00 001 0 22 MFG	Wimberley Ace Hardware	Open PO for AG Mech.	35.88
55226	01/25/2024	199 E 11 6399 00 001 0 22 MFG	Wimberley Ace Hardware	Open PO for AG Mech.	74.98
55226	01/25/2024	199 E 11 6399 00 001 0 22 MFG	Wimberley Ace Hardware	Open PO for AG Mech.	56.74
55226	01/25/2024	461 E 36 6499 95 001 0 22 000	Wimberley Ace Hardware	Open PO for AG pens.	152.02
55226	01/25/2024	199 E 51 6319 00 102 0 99 BHP	Wimberley Ace Hardware	Wimberley Ace Hardware - SEPT - FEB 23-24 MAINT SUPPLIES & MATERIALS	88.01
55226	01/25/2024	199 E 51 6319 00 101 0 99 000	Wimberley Ace Hardware	Wimberley Ace Hardware - SEPT - FEB 23-24 MAINT SUPPLIES & MATERIALS	3.05
55226	01/25/2024	199 E 51 6319 00 001 0 99 000	Wimberley Ace Hardware	Wimberley Ace Hardware - SEPT - FEB 23-24 MAINT SUPPLIES & MATERIALS	42.47
55226	01/25/2024	199 E 51 6319 00 101 0 99 000	Wimberley Ace Hardware	Wimberley Ace Hardware - SEPT - FEB 23-24 MAINT SUPPLIES & MATERIALS	8.99
55226	01/25/2024	199 E 51 6319 00 102 0 99 BHP	Wimberley Ace Hardware	Wimberley Ace Hardware - SEPT - FEB 23-24 MAINT SUPPLIES & MATERIALS	9.50
Totals for 55226					471.64
55227	01/25/2024	199 E 13 6411 00 102 0 99 000	AEP Connections LLC	Training for Ms. Mars; Practical Trauma Informed Strategies to Reduce Anxiety in Students (Pacific Time) November 30, 2023	165.00
Totals for 55227					165.00
55228	01/25/2024	461 E 36 6499 AH 001 0 91 000	Hill Country Trophy, LLC	Trophies for Boys Soccer INV# 8341 Plaques for JH Boys Basketball INV 8333	100.00
55228	01/25/2024	461 E 36 6499 A8 041 0 91 000	Hill Country Trophy, LLC	Trophies for Boys Soccer INV# 8341 Plaques for JH Boys Basketball INV 8333	299.40
Totals for 55228					399.40
55229	01/25/2024	161 E 36 6399 00 001 0 91 GGF	Llano High School Golf	Additional Teams at Llano Invitational 02/05/24, 02/07/24	600.00
Totals for 55229					600.00
55230	01/25/2024	461 E 36 6499 A8 041 0 91 000	Morrow, Bryan	Game Worker at JH Tournament 01/13/24	75.00
Totals for 55230					75.00

Board - Vendor Check History Report (Dates: 01/01/24 - 01/31/24)

CHECK NUMBER	CHECK DATE	ACCOUNT NUMBER	VENDOR	INVOICE DESCRIPTION	AMOUNT
55231	01/25/2024	461 E 36 6499 AH 001 0 91 000	Owens, Laura	Soccer Tournament Worker 01/18/24-01/19/24	55.13
Totals for 55231					55.13
55232	01/25/2024	199 E 41 6299 00 702 0 99 000	Verette, Ronald	School Board Meeting Security 1/22/24	125.00
Totals for 55232					125.00
55234	01/29/2024	161 E 36 6399 00 041 0 91 BKB	Athletic Supply Inc.	JH Basketball Scorebooks	48.00
55234	01/29/2024	161 E 36 6399 00 041 0 91 BKB	Athletic Supply Inc.	JH Boys Basketball Supplies	69.00
55234	01/29/2024	161 E 36 6399 00 001 0 91 BAB	Athletic Supply Inc.	Baseball Uniform Apparel	727.00
55234	01/29/2024	161 E 36 6399 00 001 0 91 BAB	Athletic Supply Inc.	Varsity Baseball Uniforms	1,145.00
55234	01/29/2024	461 E 36 6499 AF 001 0 91 000	Athletic Supply Inc.	Varsity Baseball Uniforms	211.00
55234	01/29/2024	461 E 36 6499 A3 001 0 91 000	Athletic Supply Inc.	Hoodies for Football	1,074.00
55234	01/29/2024	461 E 36 6499 A3 001 0 91 000	Athletic Supply Inc.	Football Supplies	1,140.00
55234	01/29/2024	461 E 36 6499 A0 001 0 91 000	Athletic Supply Inc.	Boys Basketball Supplies	2,673.50
55234	01/29/2024	461 E 36 6499 A8 001 0 91 000	Athletic Supply Inc.	Boys Basketball Supplies	4,264.33
55234	01/29/2024	461 E 36 6499 A9 001 0 91 000	Athletic Supply Inc.	Boys Basketball Supplies	865.17
55234	01/29/2024	161 E 36 6399 00 041 0 91 FTB	Athletic Supply Inc.	JH Boys Uniforms	122.00
55234	01/29/2024	161 E 36 6399 00 041 0 91 TRA	Athletic Supply Inc.	JH Boys Uniforms	800.00
55234	01/29/2024	461 E 36 6499 A8 041 0 91 000	Athletic Supply Inc.	JH Boys Uniforms	4,311.00
Totals for 55234					17,450.00
55235	01/29/2024	161 E 36 6399 00 001 0 91 SOF	Cardinal's Sports Center Inc.	Softball Jerseys	540.00
Totals for 55235					540.00
55236	01/31/2024	195 E 11 6395 00 001 0 11 000	Best Buy Business Advantage	WHS Tech	4,899.93
Totals for 55236					4,899.93
55237	01/31/2024	161 E 36 6499 00 001 0 91 GSO	Captain Shreve High School	Jan11-Jan13 Captain Shreve High School - Battle of the Border - Women's Soccer Tournament	300.00
Totals for 55237					300.00
Totals for checks					444,746.23

FUND SUMMARY

<u>FUND</u>	<u>DESCRIPTION</u>	<u>BALANCE SHEET</u>	<u>REVENUE</u>	<u>EXPENSE</u>	<u>TOTAL</u>
161	Athletics Fund	0.00	0.00	15,101.01	15,101.01
162	Band	0.00	0.00	3,566.61	3,566.61
195	ERATE/Technology	0.00	0.00	25,775.55	25,775.55
199	General Operating Fund	0.00	0.00	297,593.87	297,593.87
224	IDEA B Formula	0.00	0.00	892.50	892.50
240	Food Service Fund	0.00	0.00	53,448.61	53,448.61
461	Campus Activity Funds	0.00	0.00	44,979.10	44,979.10
493	WISD Education Foundation	0.00	0.00	1,175.93	1,175.93
711	Afterschool Program	0.00	0.00	1,124.75	1,124.75
865	ACTIVITY FUND	0.00	0.00	1,088.30	1,088.30
***	Fund Summary Totals ***	0.00	0.00	444,746.23	444,746.23

***** End of report *****

WIMBERLEY INDEPENDENT SCHOOL DISTRICT
FY24 Student Enrollment
02/05/2024

Tuition based Pre-K 90

EE/PPCD										0
PK (drop in)	PK-4	49		PK-3	10					59
Kindergarten		22	18	22	21	21	22	21	21	168
First Grade		20	21	20	20	21	19	20	20	161
Second Grade	22	22	19	21	20	22	19	22	22	189
Third Grade	21	20	22	21	21	19	21	20	19	184
Fourth Grade	20	19	20	20	19	20	19	19	21	177
Fifth Grade	21	22	20	21	22	21	21	21	22	191
Sixth Grade										197
Seventh Grade										240
Eighth Grade										189
Ninth Grade										241
Tenth Grade										216
Eleventh Grade										188
Twelfth Grade										196

Transfers	
Employee	Non Employee
1	4
2	19
3	17
3	29
4	22
6	24
2	26
4	36
9	31
6	20
5	36
2	42
5	25
4	27

56 358

Enrollment Total	2686	FUNDED TOTAL:	2596
-------------------------	-------------	----------------------	-------------

414

BLUE HOLE CAMPUS
 EC/Kindergarten - 2nd Grade 577

JACOB'S WELL CAMPUS
 3rd - 5th Grade 552

DANFORTH CAMPUS
 6TH - 8TH Grade 626

HIGH SCHOOL
 9TH - 12TH Grade 841

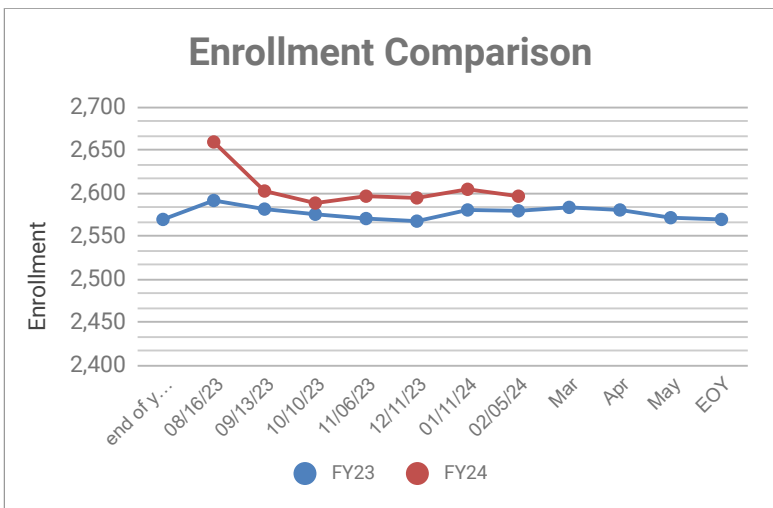
District Transfer Students Appx. Savings to District	
\$2,476,846	
Austin	6
Blanco	20
Comal	78
Dripping Spr	21
Hays	68
Lockhart	1
Marbel Falls	3
Navarro	2
San Marcos	214
Seguin	1

WIMBERLEY INDEPENDENT SCHOOL DISTRICT FY24 Student Enrollment

By Campus	05/24/23	08/16/23	09/13/23	10/10/23	11/06/23	12/11/23	01/11/24	02/05/24	Mar	Apr	May	EOY
Blue Hole	573	584	568	570	568	564	573	577				
Jacob's Well	539	553	546	543	548	552	554	552				
Danforth	650	653	632	625	630	630	635	626				
WHS	807	869	856	850	850	848	842	841				

All	end of	08/16/23	09/13/23	10/10/23	11/06/23	12/11/23	01/11/24	02/05/24	Mar	Apr	May	EOY
FY23	2569	2591	2581	2575	2570	2567	2580	2579	2583	2580	2571	2569
FY24		2659	2602	2588	2596	2594	2604	2596				

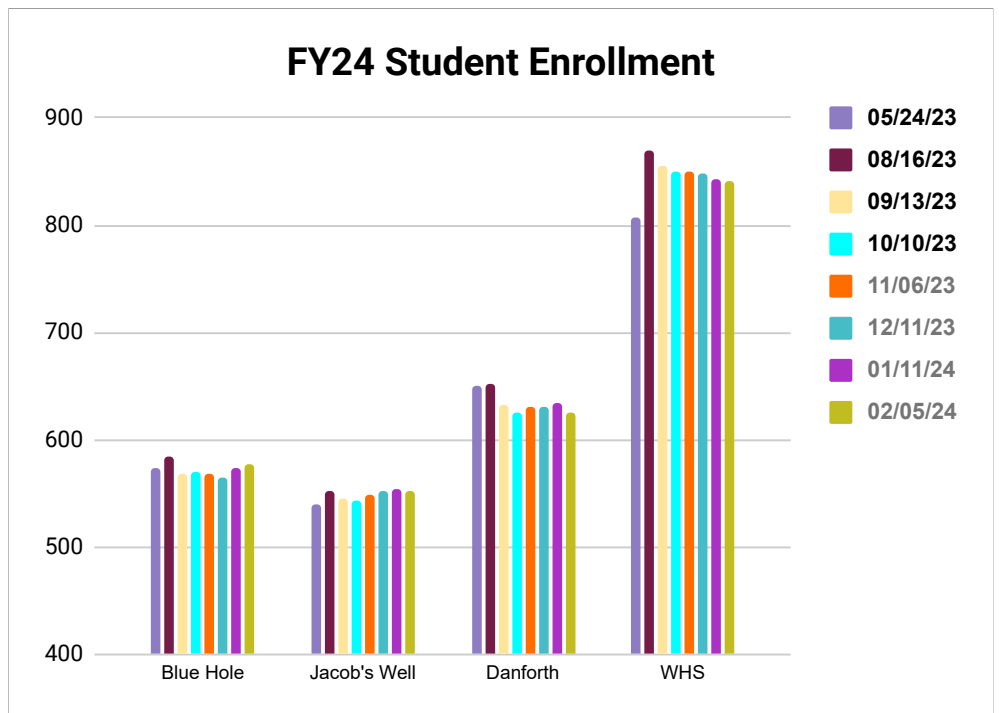
Transfer	end of	08/16/23	09/13/23	10/10/23	11/06/23	12/11/23	01/11/24	02/05/24	Mar	Apr	May	EOY
FY23	419	436	420	420	419	425	423	426	423	426	421	419
FY24		446	421	418	422	424	423	414				



All students		FY24	Transfer students	
#	Increase %		#	Increase %
90	3%	Aug	27	6%
33	1%	Sept	2	0%
19	1%	Oct	-1	0%
27	1%	Nov	3	1%
25	1%	Dec	5	1%
35	1%	Jan	4	1%
27	1%	Feb	-5	-1%
	0%	Mar		0%
	0%	Apr		0%
	0%	May		0%
	0%	EOY		0%

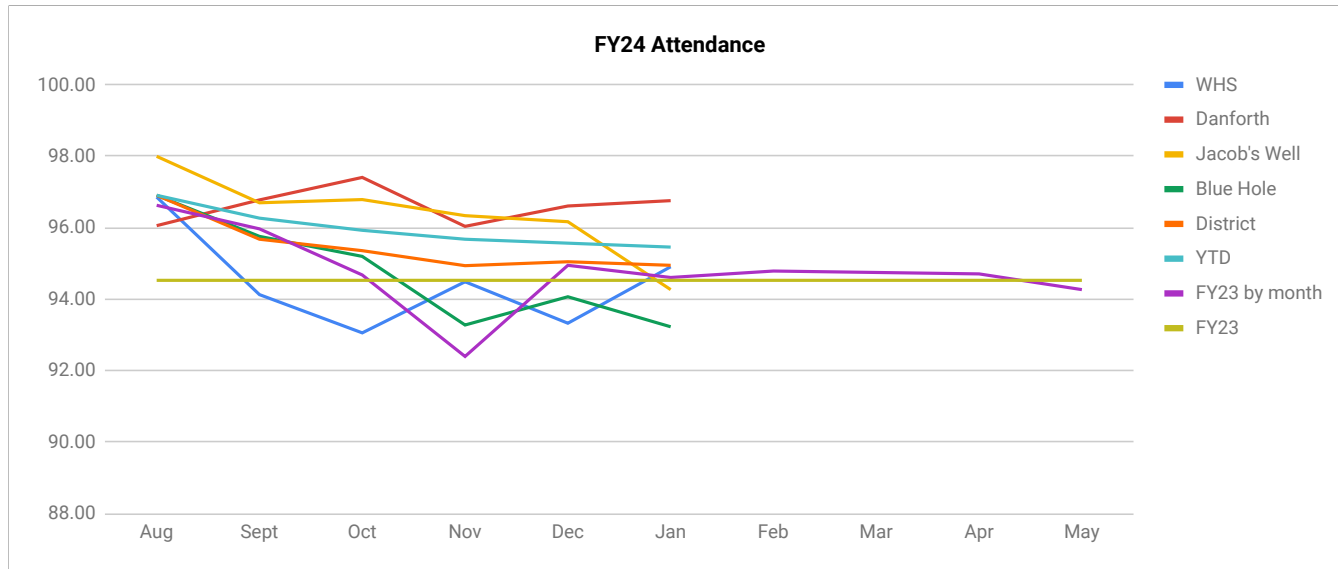
Feb 2024	All Students	Transfers Students	% Transfers
District	2596	414	16%
WHS	841	146	17%
Danforth	656	106	16%
JWE	552	84	15%
Blue Hole	577	78	14%

Feb FY24	
FY24 Budgeted Enrollment	2597
FY24 Actual	2596
Difference	-1
FY24 Budgeted Tuition PK	110
FY24 Actual Tuition PK	90
Difference	-20



**FY24 Attendance
2024**

	Aug	Sept	Oct	Nov	Dec	Jan	Feb	Mar	Apr	May
WHS	96.86	94.13	93.06	94.49	93.33	94.91				
Danforth	96.06	96.78	97.41	96.04	96.61	96.76				
Jacob's Well	98.00	96.70	96.79	96.34	96.17	94.27				
Blue Hole	96.91	95.76	95.20	93.28	94.07	93.23				
District	96.91	95.68	95.36	94.94	95.05	94.95				
YTD	96.91	96.27	95.93	95.68	95.57	95.46				
FY23 by month	96.63	95.97	94.68	92.40	94.95	94.61	94.79	94.75	94.71	94.27
FY23	94.53	94.53	94.53	94.53	94.53	94.53	94.53	94.53	94.53	94.53



FY24 Budgeted Attendance Rate	94.50
FY24 Year to Date Actual Attendance Rate	95.46
Difference	+0.96

	FY24	FY23	
		Aug	
WHS	96.86	96.93	-0.07
Danforth	96.06	96.77	-0.71
Jacob's Well	98.00	96.20	1.80
Blue Hole	96.91	96.50	0.41
District	96.91	96.63	0.28
YTD	96.91	96.63	0.28
			0.36

		Sept	
WHS	94.13	95.11	-0.98
Danforth	96.78	96.58	0.20
Jacob's Well	96.70	96.89	-0.19
Blue Hole	95.76	95.70	0.06
District	95.68	95.97	-0.29
YTD	96.27	96.18	0.09
			-0.23

		Oct	
WHS	93.06	94.05	-0.99
Danforth	97.41	95.74	1.67
Jacob's Well	96.79	95.64	1.15
Blue Hole	95.20	93.67	1.53
District	95.36	94.68	0.68
YTD	95.93	95.63	0.30
			0.84

		Nov	
WHS	94.49	92.09	2.40
Danforth	96.04	93.47	2.57
Jacob's Well	96.34	92.54	3.80
Blue Hole	93.28	91.58	1.70
District	94.94	92.40	2.54
YTD	95.68	94.83	0.85
			2.62

		Dec	
WHS	93.33	94.29	-0.96
Danforth	96.61	95.84	0.77
Jacob's Well	96.17	95.01	1.16
Blue Hole	94.07	94.85	-0.78
District	95.05	94.95	0.10
YTD	95.57	94.85	0.72
			0.05

	FY24	FY23	
		Jan	
WHS	94.91	93.66	1.25
Danforth	96.76	94.68	2.08
Jacob's Well	94.27	95.60	-1.33
Blue Hole	93.23	94.89	-1.66
District	94.95	94.61	0.34
YTD	95.46	94.81	0.65
			0.09

		Feb	
WHS		93.79	-93.79
Danforth		95.53	-95.53
Jacob's Well		95.85	-95.85
Blue Hole		94.43	-94.43
District		94.79	-94.79
YTD		94.79	-94.79
			-94.90

		Mar	
WHS		93.06	-93.06
Danforth		95.51	-95.51
Jacob's Well		95.54	-95.54
Blue Hole		96.79	-96.79
District		94.75	-94.75
YTD		94.78	-94.78
			-95.23

		Apr	
WHS		94.90	-94.90
Danforth		94.64	-94.64
Jacob's Well		96.67	-96.67
Blue Hole		93.01	-93.01
District		94.71	-94.71
YTD		94.56	-94.56
			-94.81

		May	
WHS		92.13	-92.13
Danforth		95.89	-95.89
Jacob's Well		95.60	-95.60
Blue Hole		94.21	-94.21
District		94.27	-94.27
YTD		94.53	-94.53
			-94.46



Minutes of Regular Meeting

Board of Trustees

A Regular Meeting of the Board of Trustees of Wimberley Independent School District was held Monday, **Monday, January 22, 2024**, beginning at **6:00 PM** in the WISD Administration Building, 951 FM 2325, Wimberley, TX 78676.

1. Call the meeting to order and determine a quorum - The regular meeting of the Board of Trustees of the Wimberley Independent School District was called to order by Dr. Campbell at 6 p.m. A quorum was established with the following members present: Dr. Rob Campbell, Chad Canine, Will Conley, Nathan Cross, and Ken Strange. Lexi Jones and Andrea Justus were absent.

Administrators Present: Dr. Bonewald, Jason Valentine, Moises Santiago, Laurie Grisham, Ryan Wilkes, SueAnna Thomas, Christi Moeller, Dara Brooks

Directors Present: Allen Bruggman, Roz Simmons, Lori Pharis

The Pledge of Allegiance to the U.S. flag was led by the Board of Trustees. Dr. Campbell held a moment of reflection and the District's Vision, Mission and Goals were read.

2. Special Recognition - Dr. Bonewald took the time to recognize the trustees for School Board Recognition month. They were gifted goody bags from the SPED students along with Thank You cards from the WHS student council. Dr. Bonewald read the proclamation signed by Governor Abbott and a video of appreciation, put together by various students from WISD, was shown.
3. PUBLIC FORUM - The following individual(s) requested to address the Board during Public Forum: Josh Bober, WHS student, spoke about the current discussion of a transition to a 7 period system from the current block schedule at the high school.
4. PUBLIC HEARING- Texas Academic Performance Report- Mr. Valentine presented the 2022-2023 TAPR Report and answered questions from the trustees. The accountability rating has been delayed due to the pending accountability lawsuit brought against TEA. The full presentation is available on the District website.
5. Information Items
 - A. Strategic Plan Update: Priority 2- Support Faculty and Staff Excellence- Lori Pharis, Director of Student Services, talked about employee wellness and engagement. She reviewed how a recent WISD SHAC survey results produced 3 target areas-healthy snacks, Yoga, and access to in person, local mental health support. All 3 targeted areas were successfully addressed in the 1st semester of the 23-24 school year. Mr. Valentine reviewed continuous development and training. Dr. Bonewald reviewed the teacher's pay scale comparison. 37 school districts, within Region 13, responded to a recent teacher salary survey. WISD is above the market average for the region.
6. Action Items
 - A. Discuss and Consider Approval of Policy Update 122 - Motion made to accept policy update 122 as presented. This motion, made by Ken Strange and seconded by Nathan Cross, Passed. Yea: 5, Nay: 0, Absent: 2
 - B. Discuss and Consider Approval of WHS Course Offerings for 2024-25 School Year- Motion made to accept WHS course ~~guide~~ changes as presented. This motion, made by Ken Strange and seconded by Nathan Cross, Passed. Yea: 5, Nay: 0, Absent: 2

7. CFO's Report - Chief Financial Officer, Moises Santiago, presented the monthly financial highlights for December 2023.
 - A. Financials
 - B. Check Register
8. Board President's Report
9. Superintendent's Report
 1. **Schedule Changes**- Dr. Bonewald addressed the district conversation about schedule changes for the high school. The block schedule requires more staff and is a more expensive schedule. Discussion of moving to a new schedule is part of a way to find how to operate in a more fiscally sound way. Nathan Cross asked about having a town hall type meeting. Dr. Bonewald said the next step would be a large student meeting. Will Conley thanked Dr. Bonewald and the administration for full transparency on the topic. Nathan Cross asked if we know from a financial perspective what the benefits would be. Mr. Wilkes and Dr. Bonewald will be looking into data to produce numbers.
 2. **School health and Related Services**- WISD received notice on December 15, 2023, from the state that WISD is retroactively going to lose funding (\$181,000) provided by SHARS that allows for profound special education needs. The district was given 30 days to appeal. The district has appealed. No resolution has been found yet but work is being done to try and reclaim as much of this funding as possible.
 3. **TEA** will be conducting a method of administration audit next Thursday, February 1st.
 4. **Hays County Livestock Show** is happening in Drippings Springs this week that WISD students will be participating in.
 5. **TASA midwinter conference** -Lori Pharis, Sara Myers and Amy Lyles were selected to present at the conference next week about the journey of WISD creating their own character education program: Texan Roots.
 6. **Johnna Dennis Library Dedication**-Friday, February 16, 2024 at 4pm
10. Consent Agenda - Presiding Officer
Motion to approve the consent agenda as presented. This motion, made by Ken Strange and seconded by Chad Canine, Passed. Yea: 5, Nay: 0, Absent: 2
 - A. Student Enrollment and Attendance
 - B. Minutes of the Regular Meeting- December 18, 2023
11. Closed Session - The Board adjourned into closed session at 7:35 p.m. pursuant to Texas Government Code Section: 551.071 et seq.
 - A. Deliberation Regarding Security Devices or Security Audits. *Texas Gov't Code §551.076 and §551.089*
 - B. Personnel Matters. *Texas Gov't Code §551.074*
 - 1) New hires/terminations/employee discipline
 - 2) Superintendent's Evaluation
 - C. Deliberation Regarding Real Property. *Texas Gov't Code §551.072*
 - D. Consultation with Attorney. *Texas Gov't Code §551.071*
12. The Board will reconvene and take possible action on items discussed in executive session - The Board reconvened at 9:54 p.m. Motion to offer position of employment at WISD to Tricia Laubach and Erin Ysasi. This motion, made by Ken Strange and seconded by Will Conley, Passed. Yea: 5, Nay: 0, Absent: 2

Regular Board of Trustees Meeting

January 22, 2024

pg. 3

Motion made to approve the contract language for the superintendent as discussed in closed session and to authorize the board president to sign the superintendent's contract. This motion, made by Will Conley and seconded by Nathan Cross, Passed. Yea: 5, Nay: 0, Absent: 2

13. Prepare for next meeting - The next regular meeting is scheduled for Monday, February 12th, 2024
14. Adjourn - Presiding Officer - There being no further business to discuss, motion to adjourn at 9:56 p.m. This motion, made by Nathan Cross and seconded by Ken Strange, Passed. Yea: 5, Nay: 0, Absent: 2

Chad Canine, Secretary

Dr. Rob Campbell, President

**WIMBERLEY INDEPENDENT SCHOOL DISTRICT
BOARD OF EDUCATION
WIMBERLEY, TEXAS**

Subject: 2024-2025 School Calendar

Date: February 12, 2024

Presenter: Jason Valentine

Consent

BACKGROUND INFORMATION

Starting in October, the DEIC (District Educational Improvement Committee) and SFAC (Superintendents Faculty Advisory Committee) met and feedback was gathered of what those members would want to include in the school calendar. They were provided a list of requirements of a school calendar and a blank copy to look at the dates in the upcoming year labeled with holidays. Notes were taken on what teachers, staff members, parents and community members would like to see in the 24-25 school calendar. From that conversation, six calendars were developed in an effort to accommodate as many requests as possible. Those six calendars were presented to DEIC and SFAC for a vote to narrow down their top two choices with the promise the top two choices would be voted on by the WISD Staff and Faculty. Below are some of the key points of Option A5, which was the preference of the majority.

Option A5 won - 83 vs 51 votes from ALL WISD Staff and Faculty

171 Instructional Days + 5 Waiver Days

187 Teacher Days

Waiver/In-District PD on July 29th-August 2nd (Chance to get Waiver Days)

Inservice begins on 8/5. First Day - August 14th, Last Day on May 22nd.

November 1st is a parent conference day for BHP and JWE, teacher Prof Dev/Staff Day for JH/HS

Christmas is 12/20-1/3 for teachers, 1/7 for students

May 22nd is the last day of school, May 23rd is Teacher Work Day.

This calendar has 77,340 minutes built into allowing for 4 days of flexibility for bad weather or any other anomalies. "Work Days" are no longer labeled in the calendar, instead "Professional Development/Staff Day" is used when staff work and students do not. Time teachers need to work in the classroom will be designated by campus administration.

The 24-25 attached calendar is still in draft form with all of the formulas that help make sure we follow minutes/days requirements. The finalized version with advertisements will be completed upon approval.

Considerations discussed by DEIC and SFAC for the 2024-2025 Calendar

- 75,600 minutes of instruction are required for all students
- 420 minimum number of minutes per day if students attend school 180 days.

- Minutes are calculated by the instructional day, entrance bell to exit bell and everything in between. Length of school day will be reflective of number of instructional days
- Length of day will vary with number of instructional days in order to have 3-5 days cushion in case of weather emergencies
- 2,100 minutes of waiver day/professional development can count toward that 75,600 minutes. (2,100 minutes is equivalent to five instructional days).
- Build enough time in the event of a bad weather day or change to school calendar, then we do not have to make up that day.
- Teacher contracts are still 187-day contracts, not counted by minutes as it is for students.

Dates for consideration:

First day of school

When to release for Christmas Holidays

When to return in the New Year

Graduation

Last day of School

- First vote involved around 50 members having the opportunity to offer feedback and vote.
- The Second Vote was offered to the entire district of 400+ employees.

ADMINISTRATIVE RECOMMENDATION

Approve as presented

BOARD ACTION REQUIRED



Wimberley ISD

Excellence, Innovation, Service

First Day of Instruction
August 14

Waiver In-District PD
July 29 - August 2

Prof Dev/Staff Day
August 5 - August 13

January 6
February 14
May 23

November 1

BHP/JWE Parent Meetings
DJH/WHS PD/Staff Day

Student Holidays

September 2
October 11, 14
November 25 - 29
December 20 - January 3
January 20
February 14, 17
March 17 - 21
April 18, 21

SECONDARY

First Semester

1st 6-weeks Aug 14 - Sept 20
2nd 6-weeks Sept 23 - Oct 31
3rd 6-weeks Nov 4 - Dec 19

Second Semester

4th 6-weeks Jan 7 - Feb 13
5th 6-weeks Feb 18 - April 4
6th 6-weeks Apr 7 - May 22

ELEMENTARY

First Semester

1st 9-weeks Aug 14 - Oct 10
2nd 9-weeks Oct 15 - Dec 19

Second Semester

3rd 9-weeks Jan 7 - Mar 7
4th 9-weeks Mar 10 - May 22

May 16 Graduation

24-25 Option A5

NOT TO BE SHARED DRAFT CALENDAR

August 2024						
S	M	T	W	T	F	S
	29	30	31	1	2	3
4	5	6	7	8	9	10
11	12	13	14	15	16	17
18	19	20	21	22	23	24
25	26	27	28	29	30	31
29	Waiver In-District PD					
2	New Teacher Orientation					
5	Prof Dev/Staff Day					
14	First Day of Instruction					

Minutes per month EL/St 5720 5720
Minutes per day EL/SE 440 440
Teacher/Student Days 20 13

November 2024						
S	M	T	W	T	F	S
					1	2
3	4	5	6	7	8	9
10	11	12	13	14	15	16
17	18	19	20	21	22	23
24	25	26	27	28	29	30
1	BHP/JWE Parent Conferences					
1	Secondary Prof Development					
25-29	Thanksgiving Break					
25-27	Teacher Waiver days					

Minutes per month EL/SE 6600 6600
Minutes per day EL/SE 440 440
Teacher/Student Days 19 15

February 2025						
S	M	T	W	T	F	S
						1
2	3	4	5	6	7	8
9	10	11	12	13	14	15
16	17	18	19	20	21	22
23	24	25	26	27	28	
14	Prof Dev/Staff Day					
17	President's Day Holiday					

Minutes per month EL/SE 7920 7920
Minutes per day EL/SE 440 440
Teacher/Student Days 19 18

May 2025						
S	M	T	W	T	F	S
				1	2	3
4	5	6	7	8	9	10
11	12	13	14	15	16	17
18	19	20	21	22	23	24
25	26	27	28	29	30	31
STAAR-Refer to testing calendar						
16	Graduation					
22	Semester Ends					
23	Prof Dev/Staff Day					
26	Memorial Day					

Minutes per month EL/SE 7040 7040
Minutes per day EL/SE 440 440
Teacher/Student Days 17 16

September 2024						
S	M	T	W	T	F	S
1	2	3	4	5	6	7
8	9	10	11	12	13	14
15	16	17	18	19	20	21
22	23	24	25	26	27	28
29	30					
2	Labor Day Holiday					

Minutes per month EL/St 8800 8800
Minutes per day EL/SE 440 440
Teacher/Student Days 20 20

December 2024						
S	M	T	W	T	F	S
1	2	3	4	5	6	7
8	9	10	11	12	13	14
15	16	17	18	19	20	21
22	23	24	25	26	27	28
29	30	31				
STAAR-Refer to testing calendar						
19	Early Release					
19	First Semester Ends					
20-31	Christmas Break					

Minutes per month EL/SE 6160 6160
Minutes per day EL/SE 440 440
Teacher/Student Days 14 14

March 2025						
S	M	T	W	T	F	S
						1
2	3	4	5	6	7	8
9	10	11	12	13	14	15
16	17	18	19	20	21	22
23	24	25	26	27	28	29
30	31					
17-21 Spring Break						

Minutes per month EL/SE 7040 7040
Minutes per day EL/SE 440 440
Teacher/Student Days 16 16

June 2025						
S	M	T	W	T	F	S
1	2	3	4	5	6	7
8	9	10	11	12	13	14
15	16	17	18	19	20	21
22	23	24	25	26	27	28
29	30					
STAAR-Refer to testing calendar						
WISD Summer Hours Mon - Thurs, 7:30 a.m. - 4:30 p.m.						

Minutes per month EL/SE 0 0
Minutes per day EL/SE 440 0

October 2024						
S	M	T	W	T	F	S
		1	2	3	4	5
6	7	8	9	10	11	12
13	14	15	16	17	18	19
20	21	22	23	24	25	26
27	28	29	30	31		
11	Teacher Waiver Day					
14	Columbus Day Holiday					

Minutes per month EL/St 9240 9240
Minutes per day EL/SE 440 440
Teacher/Student Days 22 21

January 2025						
S	M	T	W	T	F	S
			1	2	3	4
5	6	7	8	9	10	11
12	13	14	15	16	17	18
19	20	21	22	23	24	25
26	27	28	29	30	31	
3	Teacher Waiver Day					
6	Prof Dev/Staff Day					
7	2nd Semester Start					
20	MLK, Jr. Holiday					

Minutes per month EL/SE 7920 7920
Minutes per day EL/SE 440 440
Teacher/Student Days 20 18

April 2025						
S	M	T	W	T	F	S
		1	2	3	4	5
6	7	8	9	10	11	12
13	14	15	16	17	18	19
20	21	22	23	24	25	26
27	28	29	30			
STAAR-Refer to testing calendar						
18	Good Friday Holiday					
20	Easter Sunday					
21	Easter Monday					

Minutes per month EL/SE 8800 8800
Minutes per day EL/SE 440 440
Teacher/Student Days 20 20

July 2025						
S	M	T	W	T	F	S
		1	2	3	4	5
6	7	8	9	10	11	12
13	14	15	16	17	18	19
20	21	22	23	24	25	26
27	28	29	30	31		
4	Independence Day					
WISD Summer Hours Mon - Thurs, 7:30 a.m. - 4:30 p.m.						

Minutes per month EL/SE 0 0
Minutes per day EL/SE 440 0

440 Minutes per day

Student minutes 75,240
Plus 2,100
Total Student Minutes 77,340
Total Teacher days 187

Student minutes__ days
23,760 54

Teacher 62

Student minutes__ days
20,680 47

Teacher 53

Student minutes__ days
23,760 54

Teacher 55

Student minutes__ days
7,040 16

17

171

**WIMBERLEY INDEPENDENT SCHOOL DISTRICT
BOARD OF EDUCATION**

ACTION PAGE

**Subject: Approve Resolution Regarding Wage Payments During
Emergency School Closing**

Date: 02/12/2024

Presented by: Dr. Greg Bonewald

BACKGROUND INFORMATION

The Wimberley ISD was closed on January 16, 2024 due to unsafe conditions for students and staff created by extreme wind chills (below zero). WISD Board policy DEA (LOCAL) states “During an emergency closure, all employees shall continue to be paid for their regular duty schedule unless otherwise provided by Board action. Following an emergency closure, the Board shall adopt a resolution or take other Board action establishing the purpose and parameters for such payments.”

A resolution addressing continued wage payments during the emergency closure and establishing the purpose and parameters for these payments is included with this agenda.

ADMINISTRATIVE RECOMMENDATION

Approve the resolution regarding wage payments during the emergency school closing

BOARD ACTION REQUIRED

Approve as recommended



Excellence, Innovation, Service

**RESOLUTION OF THE BOARD REGARDING WAGE PAYMENTS
DURING EMERGENCY SCHOOL CLOSINGS**

WHEREAS, the Board acknowledges that during an emergency closing, most District employees are instructed not to report for work, and other employees may be called upon to provide emergency-related services. The Board concludes that a need exists to address wage payments for employees who are idled;

WHEREAS, employees who are instructed not to report to work may suffer a loss of pay unless the workdays are made up at a later date. The Board concludes that continuing wage payments to all employees, contractual and non-contractual, salaried and non-salaried, who suffer a loss in pay due to an emergency closing, serves the public purposes of maintaining morale, reducing turnover, and ensuring continuity of District staffing when schools reopen.

NOW, THEREFORE, BE IT RESOLVED, that the Board of Trustees of the Wimberley Independent School District authorizes continued wage payments to all employees, contractual and non-contractual, salaried and non-salaried, who are instructed not to report to work during an emergency closing, unless the workdays are scheduled to be made up at a later date.

The authority granted by this resolution to continue wage payments to idled employees is effective for the closures that occurred January 16, 2024.

Adopted this 12th day of February, 2024, by the Board of Trustees.

Presiding Officer

Secretary

*Wimberley ISD is dedicated to excellence in education, empowering the next generation of
Texans to have a positive impact locally and globally*
951 FM 2325, Wimberley TX 78676 Phone: (512) 847-2414 Fax: (512) 847-2142
www.wimberleyisd.net

Note: For purposes of this policy, the terms “gift” and “donation” have the same meaning.

Unsolicited Gifts

Authority to Accept

The Board delegates to the Superintendent the authority to accept unsolicited gifts on behalf of the District. However, any gift that the potential donor has expressly made conditional upon the District’s use for a specified purpose, or any gift of real property, shall require Board approval.

Once accepted, a gift becomes the sole property of the District.

*Criteria for
Acceptance*

The District shall not accept any gift that would violate or conflict with policies of or actions by the Board or with federal or state law.

Before the Superintendent accepts a gift or recommends acceptance of a gift to the Board, as applicable, the Superintendent shall consider whether the gift:

1. Has a purpose consistent with the District’s educational philosophy, goals, and objectives;
2. Places any restrictions on a campus or District program;
3. Would support a program that the Board may be unable or unwilling to continue when the donation of funds is exhausted;
4. Would result in ancillary or ongoing costs for the District;
5. Requires employment of additional personnel;
6. Requires or implies the endorsement of a specific business or product [see GKB for advertising opportunities];
7. Would result in inequitable funding, equipment, or resources among District schools or programs;
8. Obligates the District or a campus to engage in specific actions; or
9. Affects the physical structure of a building or would require extensive maintenance on the part of the District.

Solicitations

An employee who solicits gifts on behalf of the District or for use in the fulfillment of his or her professional responsibilities shall comply with relevant state and federal law and any District administrative regulations.

All donations solicited on behalf of the District, including solicitations in the name of the District or a campus, or donations solicited using District or campus resources, become the sole property of the District.

OTHER REVENUES
GIFTS AND SOLICITATIONS

CDC
(LOCAL)

Web-Based
Solicitations

An employee may solicit web-based donations of money or items for use by the employee in fulfilling his or her professional responsibilities or for the District's use, including "crowdfunding." However, an employee shall obtain prior approval from the employee's supervisor before using the name or image of the District, a campus, or any student.

