



Board of Trustees
Agenda of Regular Meeting
Monday, December 12, 2022, 6:00 PM
WISD Administration Building, 951 FM 2325,
Wimberley, TX 78676

Vision Statement - Excellence, Innovation, Service

Mission Statement - Wimberley I.S.D. is dedicated to excellence in education, empowering the next generation of Texans to have a positive impact locally and globally.

1. Call the meeting to order and determine a quorum - Presiding Officer Pledge of Allegiance, Invocation, Welcome
2. Special Recognition
 - A. State Qualifiers WHS Speech and Debate teams
3. Public Hearing - Financial Integrity Rating System of Texas
4. PUBLIC FORUM - Presiding Officer Before we begin, I will remind the audience of the Board of Trustees' Public Comment rules:
 - Persons who wish to present public comments must sign in prior to meeting start on the day of the meeting and list his/her name; name of the group that he/she represents; and agenda item.
 - Each speaker's submitted comments will be allowed three minutes for presentation to the Board, with six minutes granted to a person with a translator. A group of five persons or more shall appoint one speaker who will be allowed 3 minutes for public comments.
 - The same rules will be observed for public comments on non-agenda items with the following exceptions, 1) public comments on non-agenda items will only be scheduled for regular meetings of the Board and 2) the total time that will be allowed on non-agenda public comments will be 30 minutes.
 - Please keep your comments or criticisms civil and courteous.
 - Please also avoid using profanity and refrain from making personal attacks on others.
 - Except for the speaker's student, no other student's name or identity should be discussed.
 - If you have a concern that you would like heard and resolved, please present your concern through the District's grievance policies. Grievance forms can be obtained at the Central Administration Office or on the District's website.

- Trustees are not permitted by law to respond or discuss public comments. However, the Board President may direct a speaker to the appropriate administrator for further discussion.
5. Administer Oath of Office to Newly Elected Board Member - Place 5
 6. Election of Board Officers
 7. Discuss and Consider Approval of Legislative Priorities - Dr. Bonewald
 8. CFO's Report - Chief Financial Officer, Moises Santiago
 - A. Financials
 - B. Check Register
 - C. First Quarterly Investment Report
 9. Superintendent's Report
 - A. Balanced Scorecard draft
 10. Consent Agenda - Presiding Officer Discussion and necessary action - The following items may be considered in part or in entirety.
 - A. Student Enrollment and Attendance
 - B. Minutes of the Regular Meeting, November 14, 2022
 - C. Minutes of the Called Meeting, November 16, 2022
 - D. Minutes of the Called Meeting, November 17, 2022
 - E. Amend Minutes of August 22, 2022 Regular Meeting
 - F. Resolution Adopting the Revised Investment Policy CDA (Local) Other Revenues Investments
 11. Closed Session - Presiding Officer The Board may adjourn into closed session pursuant to Texas Government Code Section: 551.071 *et seq.* The Board may then re-enter into Open Session for further discussion and necessary action.
 - A. Deliberation Regarding Security Devices or Security Audits. *Texas Gov't Code §551.076 and §551.089*
 - B. Personnel Matters. *Texas Gov't Code §551.074*
 - 1) New hires/terminations/employee discipline
 - C. Deliberation Regarding Real Property. *Texas Gov't Code §551.072*
 - D. Consultation with Attorney. *Texas Gov't Code §551.071*
 12. The Board will reconvene and take possible action on items discussed in executive session - Presiding Officer

13. Prepare for next meeting - Presiding Officer Discussion to include, but not limited to:
Set date, time, and place of next meeting, upcoming agenda items
14. Adjourn - Presiding Officer

School Financial Integrity Rating System of Texas



Annual Financial Management Report

WIMBERLEY ISD

MOISES SANTIAGO, CHIEF FINANCIAL OFFICER

Public Hearing Date: December 12, 2022

What is School FIRST?

- Beginning with the 2001-02 fiscal year, the financial health of every school district in Texas is evaluated as part of a financial accountability system known as Schools FIRST.
- A financial accountability system for Texas school districts developed by the Texas Education Agency in response to Senate Bill 875 of the 76th Texas Legislature in 1999 and amendments under House Bill 5, 83rd Texas Legislature, Regular Session, 2013.
- This is the 19th Year for School FIRST

Primary Goal/Development

- The School Financial Integrity Rating System of Texas (FIRST), ensures that Texas public schools are held accountable for the quality of their financial management practices and that they improve those practices.
- *The **primary goal** is to achieve quality performance in the management of school districts' financial resources.*
- *The system is designed to encourage Texas public schools to better manage their financial resources to provide the maximum allocation possible for direct instructional purposes.*
- The **2021-22** School FIRST rating is based upon an analysis of staff and student data reported for the **2020-2021** school year, and budgetary and actual financial data for the fiscal year ended **August 31, 2021**.

How Ratings are Assessed

➤ The School First accountability rating system assigns four possible financial accountability ratings to Texas school districts.

❖ A = Superior 90-100 points

❖ B = Above Standard 80-89 points

❖ C = Meets Standard 60-79

❖ F = Substandard Achievement <60

2020-21 Statewide Overall Statistics

Rating	2020-21 Count	(+/-)	2019-20 Count	% (+/-)	2020-21 Enrollment	(+/-)	2019-20 Enrollment	% (+/-)
A = Superior	890	34	856	4.0%	4,285,422	(66,629)	4,352,051	-1.5%
B = Above Standard	87	(24)	111	-21.6%	389,790	(30,964)	420,754	-7.4%
C = Meets Standard	36	(6)	42	-14.3%	308,358	6,297	302,061	2.1%
F = Substandard Achievement	6	(5)	11	-45.5%	9,404	(57,873)	67,277	-86.0%
Total	1,019	(1)	1,020	-0.1%	4,992,974	(149,169)	5,142,143	-2.9%

Wimberley Independent School District's FIRST Rating

- **Wimberley Independent School District received a rating of A = Superior. Scoring 96 out of 100 points (4 points over the previous year)**
- The “Superior” rating is the state’s highest, demonstrating the quality of Wimberley ISD’s financial management and reporting system.

Wimberley ISD's FIRST Report

- The District's FIRST Report includes information to assist the reader in understanding the FIRST rating system and Wimberley ISD's rating.
- The 2020-21 District rating, including District status detail can be found on pages 3-4 of the report.
- How Ratings are Assessed are on pages 5-7.
- Required Disclosures are pages 8-9.
- Glossary is on pages 10-16.

Indicator Categories

- **CRITICAL INDICATORS** (1-5) Count as 1 Point each

Failure to meet the requirements of a “Critical Indicator” will cause a school district to fail FIRST for the applicable year.

- **SOLVENCY INDICATORS** (6-14) 10 Max Points each

- **FINANCIAL COMPETENCY INDICATORS** (15-20)

Indicator #1

- Was the complete annual financial report (AFR) and data submitted to the TEA within 30 days of the November 27 or January 28 deadline depending on the school district's fiscal year end date of June 30 or August 31, respectively?

YES

Indicator #2

- Was there an unmodified opinion in the AFR on the financial statements as a whole?

YES

Indicator #3

- Was the school district in compliance with the payment terms of all debt agreements at fiscal year end?

YES

Indicator #4

- Did the school district make timely payments to the Teachers Retirement System (TRS), Texas Workforce Commission (TWC), Internal Revenue Service (IRS), and other government agencies?

YES

Indicator #5

➤ Was the total Unrestricted Net Position Balance (Net of the accretion of interest for capital appreciation bonds) in the governmental activities column in the Statement of Net Positions greater than zero? (If the school district's change of students in membership over 5 years was 7 percent or more, then the school district passes this indicator.)

➤ *This indicator is being re-evaluated by TEA due to the requirements of GASB 75 and is not being scored.*

Indicator #6

- Was the average change in (assigned and unassigned) fund balances over 3 years less than a 25 percent decrease or did the current year's assigned and unassigned fund balances exceed 75 days of operational expenditures?

PASSED

Indicator #7

➤ Was the number of days of cash on hand and current investments in the general fund for the school district sufficient to cover operating expenditures (excluding facilities acquisition and construction)?

➤ 10 Points

Indicator #8

➤ Was the measure of current assets to current liabilities ratio for the school district sufficient to cover short-term debt?

➤ 10 Points

Indicator #9

➤ Did the school district's general fund revenues equal or exceed expenditures (excluding facilities acquisition and construction)? If not, was the school district's number of days of cash on hand greater than or equal to 60 days?

➤ 10 Points

Indicator #10

➤ Did the school district average less than a 10 percent variance (90% to 110% when comparing budgeted revenues to actual revenues for the last 3 fiscal years?

➤ 10 Points

➤ *This indicator will be excluded from the 2021-22 FIRST ratings due to the hold harmless adjustments being made to ADA and state funding.*

Indicator #11

➤ Was the ratio of long-term liabilities to total assets for the school district sufficient to support long-term solvency? If the school district's increase of students in membership over 5 years was 7 percent or more, then the school district automatically passes this indicator.

➤ 10 Points

Indicator #12

➤ Was the debt per \$100 of assessed property value ratio sufficient to support future debt repayments?

➤ 8 Points

	2020-21	2019-20	2018-19	2017-18
(Total Local and Intermediate Sources / Total Revenue)	6,810,384 6,864,666	6,190,334 6,260,916	5,629,766 5,708,339	3,971,470 4,049,012
* Local Term Liabilities *100 / Assessed Property Value	109,504,530 2,500,247,499	112,354,437 2,245,068,647	106,248,375 2,028,233,654	107,251,768 1,807,225,553
Ratio	4.3451	4.9481	5.1664	5.8210
	> 4 <= 7 8	> 4 <= 7 8	> 4 <= 7 8	> 4 <= 7 8

DETERMINATION OF POINTS

10	8
<= 4	> 4 <= 7

Indicator #13

➤ Was the school district's administrative cost ratio equal to or less than the threshold ratio?

➤ 8 Points

➤ 0.1208 (ADA 2,431)

----- Administrative Cost Standards -----

Enrollment (ADA)	Standard
10,000 & above	0.1105
5,000 to 9,999	0.1250
1,000 to 4,999	0.1401
500 to 999	0.1561
Less than 500	0.2654
* Sparsity Adjustment Value	0.3614

DETERMINATION OF POINTS

ADA Size	10	8	6	4	2	0
10,000 and Above	<= 0.0855	> 0.0855 <= 0.1105	> 0.1105 <= 0.1355	> 0.1355 <= 0.1605	> 0.1605 <= 0.1855	> 0.1855
5,000 to 9,999	<= 0.1000	> 0.1000 <= 0.1250	> 0.1250 <= 0.1500	> 0.1500 <= 0.1750	> 0.1750 <= 0.2000	> 0.2000
1,000 to 4,999	<= 0.1151	> 0.1151 <= 0.1401	> 0.1401 <= 0.1651	> 0.1651 <= 0.1901	> 0.1901 <= 0.2151	> 0.2151
500 to 999	<= 0.1311	> 0.1311 <= 0.1561	> 0.1561 <= 0.1811	> 0.1811 <= 0.2061	> 0.2061 <= 0.2311	> 0.2311
Less than 500	<= 0.2404	> 0.2404 <= 0.2654	> 0.2654 <= 0.2904	> 0.2904 <= 0.3154	> 0.3154 <= 0.3404	> 0.3404
Sparse	<= 0.3364	> 0.3364 <= 0.3614	> 0.3614 <= 0.3864	> 0.3864 <= 0.4114	> 0.4114 <= 0.4364	> 0.4364

Indicator #14

➤ Did the school district not have a 15 percent decline in the students to staff ratio over 3 years (total enrollment to total staff)? (If the student enrollment did not decrease, the school district will automatically pass this indicator.)

➤ 10 Points

Indicator #15

➤ Was the school district's ADA within the allotted range of the district's biennial pupil projection(s) submitted to TEA?

➤ 5 Points (Max Points)

➤ *This indicator will be excluded from the 2021-22 FIRST ratings due to the hold harmless adjustments being made to ADA and state funding.*

Indicator #16

- Did the comparison of Public Education Information Management System (PEIMS) data to like information in the school district's AFR result in a total variance of less than 3 percent of all expenditures by function?

PASSED

Indicator #17

- Did the external independent auditor report that the AFR was free of any instance(s) of material weaknesses in internal controls over financial reporting and compliance for local, state, or federal funds?

PASSED

Indicator #18

➤ Did the external independent auditor report that the AFR was free of any instance(s) of material weaknesses in internal controls over financial reporting and compliance for local, state, or federal funds?

➤ 10 Points

Indicator #19

➤ Did the school district post the required financial information on its website in accordance with Government Code, Local Government Code, Texas Education Code, Texas Administrative Code and other statutes, laws and rules that were in effect at the school district's fiscal year end?

➤ 5 Points (Max Points)

Indicator #20

- Did the school board members discuss the district's property values at a board meeting within 120 days before the district adopted its budget?

PASSED

Questions?

➤ Questions regarding Wimberley ISD's FIRST report/rating?

➤ Contact:

Moises Santiago

Chief Financial Officer

951 FM 2325; Wimberley TX, 78676

(512) 847-2414

moises.santiago@wimberleyisd.net

**WIMBERLEY INDEPENDENT SCHOOL DISTRICT
BOARD OF EDUCATION
WIMBERLEY, TEXAS**

Subject: Oath of Office

Date: 11/30/2022

**Presented by: Dr. Campbell,
Dottie Busby**

ACTION

BACKGROUND INFORMATION

Texas Secretary of State:

November 11, 2022 - Cities, Schools, and Other Political Subdivisions: First day that newly-elected local officers may qualify and assume the duties of their offices. Please note that the canvass must have been completed **before** an officer can assume office. (Sec. 67.016).

WISD Policy BBBB- Legal

Officer's Statement

All elected and appointed board members, before taking the oath or affirmation of office and entering upon the duties of office, shall sign the required officer's statement. The statement shall be retained with the official records of the office. *Tex. Const. Art. XVI, Sec. 1(b), (c)*

Oath of Office

All elected and appointed trustees, before they enter upon the duties of the office, shall take the official oath or affirmation of office. Newly elected trustees shall file their official oaths with the board president. *Tex. Const. Art. XVI, Sec. 1(a); Education Code 11.061(a)*

The oath may be administered and a certificate of the fact given by the individuals listed at Government Code 602.002, including:

1. A judge, retired judge, or clerk of a municipal court.
2. A judge, retired judge, senior judge, clerk, or commissioner of a court of record.
3. A justice of the peace or clerk of a justice court.
4. A notary public.

Gov't Code 602.002

ADMINISTRATIVE RECOMMENDATION

Newly elected Board members shall sign the Officer's Statement and take the Oath of Office.

BOARD ACTION REQUIRED



OATH OF OFFICE

IN THE NAME AND BY THE AUTHORITY OF THE STATE OF TEXAS,
I, **CHAD CANINE**, do solemnly swear (or affirm), that I will faithfully execute the duties of the office of **WIMBERLEY ISD, BOARD OF TRUSTEE, PLACE 5** of the State of Texas, and will to the best of my ability preserve, protect, and defend the Constitution and laws of the United States and of this State, so help me God.

A handwritten signature in blue ink, appearing to read "Chad Canine".

Signature of Officer

Certification of Person Authorized to Administer Oath

State of **TEXAS**

County of **HAYS**


Sworn to and subscribed before me on this **16TH** day of **NOVEMBER, 2022**.

(Affix Notary Seal, only if oath administered by a notary.)

A handwritten signature in blue ink, appearing to read "Dottie Busby".

Signature of Notary Public or

Signature of Other Person Authorized to Administer An Oath



Dottie Busby

Printed or Typed Name

In the name and by the authority of

The State of Texas

OFFICER'S STATEMENT

I, CHAD CANINE, do solemnly swear (or affirm), that I have not directly or indirectly paid, offered, promised to pay, contributed, or promised to contribute any money or thing of value, or promised any public office or employment for the giving or withholding of a vote at the election at which I was elected or as a reward to secure my appointment or confirmation, whichever the case may be, so help me God.

Title of Position to Which Elected/Appointed:

Wimberley I.S.D. Board of Trustees, Place 5

Execution

Under penalties of perjury, I declare that I have read the foregoing statement and that the facts stated therein are true.

Date: November 16, 2022



Signature of Officer

**WIMBERLEY INDEPENDENT SCHOOL DISTRICT
BOARD OF EDUCATION
WIMBERLEY, TEXAS**

Subject: Board Elections

Date: 11/30/2022

Presented by: Dr. Campbell

ACTION

BACKGROUND INFORMATION

OFFICERS AND OFFICIALS DUTIES AND REQUIREMENTS OF BOARD OFFICERS	BDAA (LEGAL) 06/22/2022
---	------------------------------------

Selection of Officers

At the first meeting after each election and qualification of Board members, the members of the Board shall organize by selecting:

1. A president, who shall be a member of the Board.
2. A secretary, who may or may not be a member of the Board.
3. Other officers and committees the Board considers necessary.

Education Code 11.061(c)

OFFICERS AND OFFICIALS DUTIES AND REQUIREMENTS OF BOARD OFFICERS	BDAA (LOCAL) 11/7/2006
---	-----------------------------------

Board Officers: The Board shall elect a President, a Vice President, and a Secretary who shall be members of the Board. The Board may assign a District employee to provide clerical assistance to the Board. Officers shall be elected by majority vote of the members present and voting.

Vacancy: A vacancy among officers of the Board shall be filled by majority action of the Board.

Term and duties: Board officers shall serve for a term of one year or until a successor is elected. Officers may succeed themselves in office. Each officer shall perform any legal duties of the office and other duties as required by action of the Board.

President: In addition to the duties required by law, the President of the Board shall:

1. Preside at all Board meetings unless unable to attend.
2. Have the right to discuss, make motions and resolutions, and vote on all matters coming before the Board.

Vice President: The Vice President of the Board shall:

1. Act in the capacity and perform the duties of the President of the Board in the event of the absence or incapacity of the President.
2. Become President only upon being elected to the position.

Secretary: The Secretary of the Board shall:

1. Ensure that an accurate record is kept of the proceedings of each Board meeting.
2. Ensure that notices of Board meetings are posted and sent as required by law.
3. In the absence of the President and Vice President, call the meeting to order and act as presiding officer.
4. Sign or countersign documents as directed by action of the Board.

ADMINISTRATIVE RECOMMENDATION

Appoint officers per requirements of BDAA-Legal/Local

BOARD ACTION REQUIRED

**WIMBERLEY ISD
LEGISLATIVE PRIORITIES
88TH REGULAR SESSION OF THE TEXAS LEGISLATURE**

INCREASE STUDENT INVESTMENT

- Wimberley ISD supports increasing the Basic Allotment per-pupil funding in Texas up to the national average and creating a funding mechanism that would adjust per-pupil funding annually to account for inflation.
- Wimberley ISD supports the use of enrollment vs. average daily attendance as the figure used to calculate school funding.
- Wimberley ISD supports additional funding for special education.

ENHANCE MENTAL HEALTH AND SAFETY

- Wimberley ISD supports increased state funding of proactive mental health services to improve the physical, psychological and cyber well-being of students and staff.
- Wimberley ISD supports local discretion related to any additional school safety related funding.

REDUCE RECAPTURE

- Wimberley ISD supports reforming Chapter 49 of the Texas Education Code ("Robin Hood") to increase the state's funding for all school districts and reduce reliance on local recapture funding.
- Wimberley ISD supports requiring that all recapture dollars paid by local school districts be spent on public education, ending the state's current practice of supplanting its investment in education with recapture dollars.

SUPPORT LOCAL DECISION MAKING

- Wimberley ISD supports the establishment of a comprehensive accountability system that looks beyond high-stakes, multiple-choice exams to meaningful assessments that have value for students, parents and teachers, as well as flexible measures that local communities value.
- Wimberley ISD supports increased local discretion in instructional planning and the repeal of the accelerated learning committee requirements created by House Bill 4545 during the 87th legislative session.
- Wimberley ISD supports revisions to the current required bond and tax rate election ballot language to ensure information is clear, transparent and understandable for voters.
- Wimberley ISD supports the preservation of the right for public school districts and school boards to associate and collaborate with each other to communicate the needs of their students and schools with lawmakers, both directly and through representative organizations.

TEACHER RETENTION & STAFFING SHORTAGES

- Wimberley ISD supports efforts to provide teacher housing allotments based on a sliding scale of the cost of housing in a district, earmarked as a supplement to teacher compensation.
- Wimberley ISD supports the continuation of the current Teacher Retirement System (TRS) defined benefit pension program advocates for an annual cost-of-living adjustment for all retirees.
- Wimberley ISD supports increased state funding to offset increased healthcare costs associated with the TRS-Active-Care and TRS-Care health insurance programs.

On December 12, 2022, the Wimberley ISD Board of Trustees formally approved the governmental body's support and advocacy of the legislative priorities.

Wimberley Independent School District

By: _____
President, Board of Trustees

Attest:

Secretary, Board of Trustees

**WIMBERLEY INDEPENDENT SCHOOL DISTRICT
BOARD OF EDUCATION
WIMBERLEY, TEXAS**

Subject: WISD Legislative Priorities

Date: 12/09/2022

88th Regular Session of the Texas Legislature

Presented by: Dr. Greg Bonewald

Action

BACKGROUND INFORMATION

The Board discussed their legislative priorities and made recommendations to the Superintendent at the November regular meeting. Dr. Bonewald compiled the information and produced the WISD Legislative priorities for the 88th regular session of the Texas legislature.

ADMINISTRATIVE RECOMMENDATION

Approve as recommended.

BOARD ACTION REQUIRED



Date: December 12, 2022

Monthly Financial Highlights

- The monthly Financial Reports represent financial data through November 30, 2022.
- The cash and investment balances of all governmental and proprietary funds at month end is \$13,545,500. The General Fund makes up the largest portion of that number with \$6,084,552 or roughly 45% and the Debt Service \$480,567 (44%). The unaudited ending general fund balance as of November 30, 2022 is \$3,989,033 equivalent to 1.77 operating months (**see page 2**).
- Through the end of the month (3/12 or 0.25% of the budget year):
 - The General Fund has collected \$4,534,709 (13.17% of the budget revenue) and has spent \$6,992,884 (19.77% of the revised budget expenditures) (**See page 3**).
 - The Child Nutrition fund has collected \$374,333 (32.2% of its budgeted revenue) and has spent \$268,510 (29.73% of its budgeted expenditures) (**See page 8**).
 - Meals served during the month of November 2022 decreased by 7,673 when compared to November 2021, equivalent to 36% for total breakfasts and 21% for total lunches (**See page 8**).
 - The operating days in November 2022 (16 days) were one day less when compared to November 2021. When converting the meals to those served during an operating day, daily meals decreased by 32% for total breakfasts and total lunches decreased by 16% (**See page 8**).
 - The number of children approved for Free Meals in November 2022 was 630 and the number approved for reduced meals was 87. All meals were provided at free of charge the previous year under the SSO program (**See page 8**).
 - The Debt Service fund collected \$761,592 (0.46% of the budgeted revenue). Debt service payments are made twice a year, February 15th and August 15th (**See page 9**).
- Special Revenue funds consist of Federal, State, and local grants received by the District. Some of these grants such as Title I and IDEA are non-competitive grants which the District receives based on certain types of student population reported through PEIMS. Other grants such as the San Marcos Civic Foundation and the Wimberley Education Foundation are competitive grants and are awarded based on demonstrated needs. This group of funds also includes Federal ESSER funding. Total revenue collected is \$858,936 and total expenditures spent is \$727,114 (**See page 10**).



Division of Business Support Services

951 FM 2325
Wimberley, Texas 78676
Ph: (512) 847-2414
Fx: (512) 847-2142

- Total proprietary funds (Blue Hole Afterschool Program, Jacob's Well Afterschool Program and Tuition Based Pre-K Program) revenue collected is \$58,182, \$37,537, and \$262,438, respectively. Total expenditures are \$19,882, \$9,693, and \$68,413 respectively. Resulting in a net profit of \$38,300, \$27,844, and \$194,025, respectively, through the month of November 2022 (**See page 11**).
- Current Tax collections for the month of November 2022 totaled \$3,036,404 representing 7.48% of the levy collected during the month. Approximately 7.71% of the total levy has been collected through the end of November 2022, compared to 7.79% the previous year, and about 8% of the budgeted tax revenue has been realized year to date (**See page 12**).
- During the month of November 2022 there was total of 5,019 student riders in the morning routes and 8,113 in the afternoon routes with an average number of student riders of 264 in the morning and 427 in the afternoon routes, which is a decrease of 19.0% student ridership over the previous year. The district currently has 13 mornings and 12 afternoon routes at an average daily mileage of 662 (**See page 15**).

Should have any questions regarding these financials please contact me.

Moises Santiago SFO, RTSBA
Chief Financial Officer
Wimberley Independent School District

Wimberley Independent School District

Financial Reports

November 30, 2022

Wimberley Independent School District
Combined Balance Sheet
for the Month Ending November 30, 2022
(Un-Audited)

	<u>General</u> <u>Fund</u>	<u>Child Nutrition</u> <u>Fund</u>	<u>Debt Service</u> <u>Fund</u>	<u>Special Revenue</u> <u>Funds</u>	<u>Enterprising</u> <u>Funds</u>	<u>Total</u>	
Assets:							
11XX	Cash and Cash Equivalents	\$ -	\$ 480,566.62	\$ 12,996.01	\$ 295,002.27	\$ 560,465.45	\$ 1,349,030.35
	Current Investments	6,084,551.78	-	5,945,662.83	166,255.33	-	12,196,469.94
	Total Cash and Investments	\$ 6,084,551.78	\$ 480,566.62	\$ 5,958,658.84	\$ 461,257.60	\$ 560,465.45	\$ 13,545,500.29
12XX	Property Taxes - Delinquent	902,396.00	-	215,000.00	-	-	1,117,396.00
	Allowance for Uncollectible Taxes	(90,238.00)	-	(21,499.00)	-	-	(111,737.00)
	Accrued Interest	0.04	-	817.59	-	-	817.63
	Due from State Agencies	160,587.45	49,519.65	-	291,962.65	-	502,069.75
	Due from other Governments	152,280.97	-	46,550.16	-	-	198,831.13
	Due from Other Funds	1,919.40	-	(585.45)	10.40	-	1,344.35
	Other Receivables	(13,170.34)	16,420.95	-	2,926.86	-	6,177.47
	Total Receivables	\$ 1,113,775.52	\$ 65,940.60	\$ 240,283.30	\$ 294,899.91	\$ -	\$ 1,714,899.33
13XX	Inventories	14,703.08	22,688.96	-	-	-	37,392.04
	Prepaid Items	-	-	-	-	-	-
	Other Current Assets	\$ 14,703.08	\$ 22,688.96	\$ -	\$ -	\$ -	\$ 37,392.04
	Total Current Assets	\$ 7,213,030.38	\$ 569,196.18	\$ 6,198,942.14	\$ 756,157.51	\$ 560,465.45	\$ 15,297,791.66
215X	Accounts Payable	\$ 18,664.88	141.90	-	1,200.00	30.01	\$ 20,036.79
	Other Liabilities	-	-	-	-	-	-
	Payroll Deductions and Withholdings	162,295.09	-	-	-	-	162,295.09
216X	Accrued Wages Payable	1,340,289.20	19,132.40	-	-	-	1,359,421.60
	Due to Debt Service	-	-	-	-	-	-
	Due to State Agencies	436,753.00	-	6,404.00	-	-	443,157.00
	Due to other Governments	(1,340.25)	-	2,176.63	124.20	-	960.58
22XX	Accrued Expenses	(112,163.64)	(9,247.54)	-	-	(383.69)	(121,794.87)
23XX	Deferred Revenues	567,340.73	22,360.23	-	52,867.38	1,524.65	644,092.99
	Deferred Inflows	812,158.00	-	193,501.00	-	-	1,005,659.00
	Total Liabilities	\$ 3,223,997.01	\$ 32,386.99	\$ 202,081.63	\$ 54,191.58	\$ 1,170.97	\$ 3,513,828.18
Fund Balance/Equity							
	Reserved/Designated Fund Balance		151,789.51	3,448,613.06	549,791.00	-	4,150,193.57
3601	Reserved for Current Year						
3602	Expenditures/Expenses	3,989,033.37	385,019.68	\$ 2,548,247.45	152,174.93	559,294.48	7,633,769.91
3600	Unreserved Fund Balance/Fund Equity	\$ -	-	-	-	-	-
	Total Fund Balance/Equity	\$ 3,989,033.37	\$ 536,809.19	\$ 5,996,860.51	\$ 701,965.93	\$ 559,294.48	\$ 11,783,963.48
	Total Liabilities and Fund Equity	\$ 7,213,030.38	\$ 569,196.18	\$ 6,198,942.14	\$ 756,157.51	\$ 560,465.45	\$ 15,297,791.66

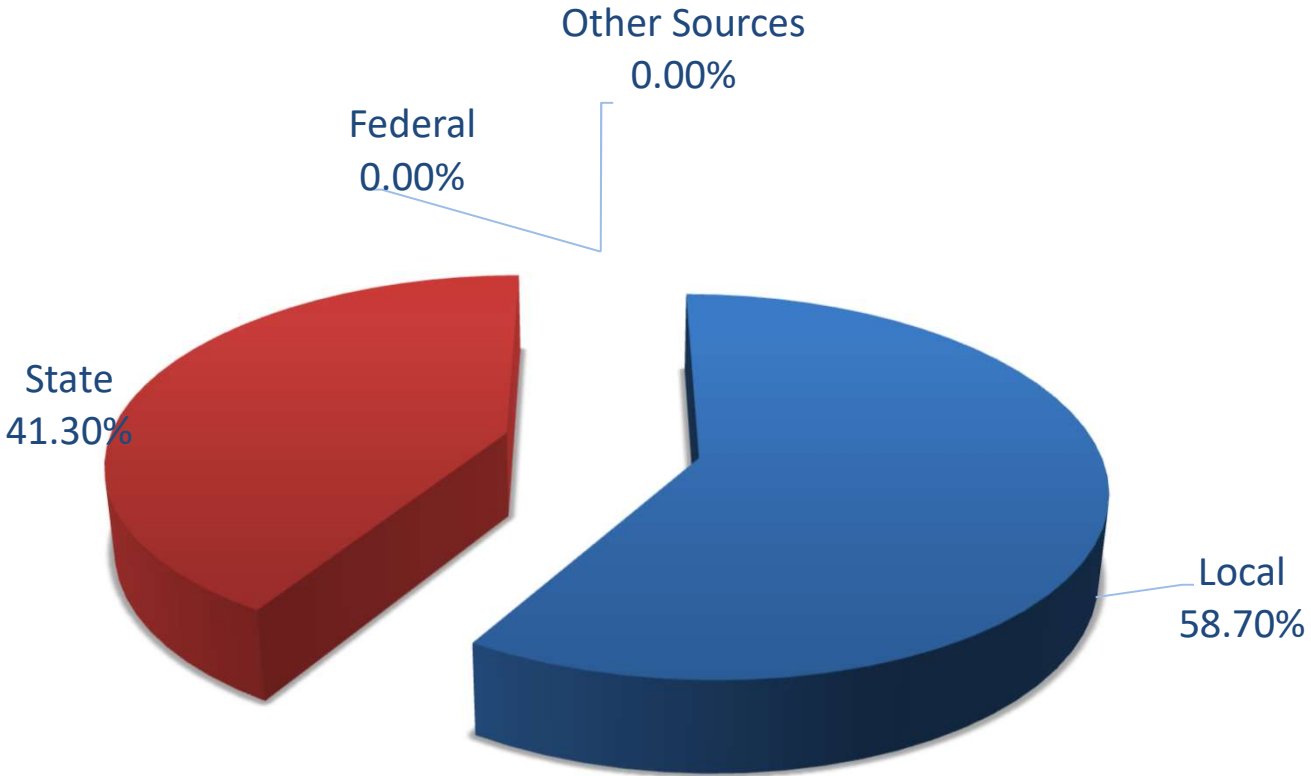
Wimberley Independent School District
Statement of Revenues, Expenditures, and Changes in Fund Balance
for the Month Ending November 30, 2022
(Un-Audited)

	GENERAL FUND						
	<u>Prior Year</u> <u>Actual Revenues/</u> <u>Expenditures</u>	<u>Original</u> <u>Budget</u>	<u>Revised</u> <u>Budget</u>	<u>Encumbrances</u>	<u>Current Year</u> <u>Actual Revenues/</u> <u>Expenditures</u>	<u>Unrealized/</u> <u>Unexpended</u> <u>Budget</u>	<u>Percentage</u> <u>Y-T-D</u>
Revenues:							
Local	\$ 2,246,382.48	\$ 31,645,845	\$ 31,645,845	\$ -	\$ 2,662,065.01	(28,983,779.99)	8.41%
State	\$ 1,084,907.65	2,423,663	2,423,663	\$ -	\$ 1,872,643.99	(551,019.01)	77.27%
Federal	\$ 18,000.00	195,000	195,000	\$ -	\$ -	(195,000.00)	0.00%
Other Sources	\$ -	155,832	155,832	\$ -	\$ -	(155,832.00)	0.00%
Total Revenues	\$ 3,349,290.13	\$ 34,420,340	\$ 34,420,340	\$ -	\$ 4,534,709.00	\$ (29,885,631.00)	13.17%
11-Instruction	\$ 3,769,281.22	14,797,018	14,797,018	73,266.33	\$ 3,845,440.69	10,878,310.98	25.99%
12-Library	\$ 63,165.55	267,641	267,641	14,959.28	\$ 63,549.12	189,132.60	23.74%
13-Prof Dev	\$ 54,307.69	171,645	171,645	235.00	\$ 33,923.74	137,486.26	19.76%
21-Instruct Admin	\$ 116,059.08	470,032	470,032	9,314.31	\$ 128,632.86	332,084.83	27.37%
23-Campus Admin	\$ 306,801.14	1,320,131	1,320,131	13,390.07	\$ 350,770.35	955,970.58	26.57%
31-Counselors	\$ 281,032.36	795,037	795,037	4,617.03	\$ 222,753.49	567,666.48	28.02%
33-Health Services	\$ 41,080.72	283,556	283,556	3,232.85	\$ 58,007.10	222,316.05	20.46%
34-Transportation	\$ 205,046.72	976,009	976,009	103,397.32	\$ 187,223.83	685,387.85	19.18%
36-Co-Curricular	\$ 333,274.04	1,354,923	1,354,923	15,596.92	\$ 376,540.52	962,785.56	27.79%
41-Gen Admin	\$ 368,561.47	1,422,196	1,422,196	7,695.33	\$ 374,966.94	1,039,533.73	26.37%
51-Maintenance	\$ 951,112.73	3,574,913	3,574,913	986,570.83	\$ 949,409.64	1,638,932.53	26.56%
52-Security	\$ 43,823.66	780,657	780,657	13,250.00	\$ 130,157.44	637,249.56	16.67%
53-Data Services	\$ 142,227.01	481,053	481,053	15,183.29	\$ 210,740.57	255,129.14	43.81%
61-Community Services		390	390			390.00	0.00%
81-Facilities Acquisition/Constr.		-	-			-	NA
91-Purchase of WADA-Chp 49	\$ 436,753.00	8,393,449	8,393,449			8,393,449.00	0.00%
99-Other Intergovernmental charge	\$ 56,529.56	283,400	283,400		\$ 60,768.00	222,632.00	21.44%
00-Other Uses		-	-			-	NA
Total Expenditures and Other Uses	\$ 7,169,055.95	\$ 35,372,050	\$ 35,372,050	\$ 1,260,708.56	\$ 6,992,884.29	\$ 27,118,457.15	19.77%
Excess of Revenues Over (Under)							
Expenditures and Other Uses	\$ (3,819,765.82)	\$ (951,710)	\$ (951,710)	(1,260,708.56)	\$ (2,458,175.29)		
Unaudited Beginning Fund Balance September 1, 2022		\$ 6,321,825	\$ 6,321,825	-	\$ 6,321,825.38		
		45					
Fund Balance Ending - Monthly Reporting Period		\$ 5,370,115	\$ 5,370,115	(1,260,708.56)	\$ 3,863,650.09	\$ (1,506,465.29)	

Wimberley Independent School District
Detail of Expenditures & Other Uses(Program) - General Fund
for the Month Ending November 30, 2022
(Un-Audited)

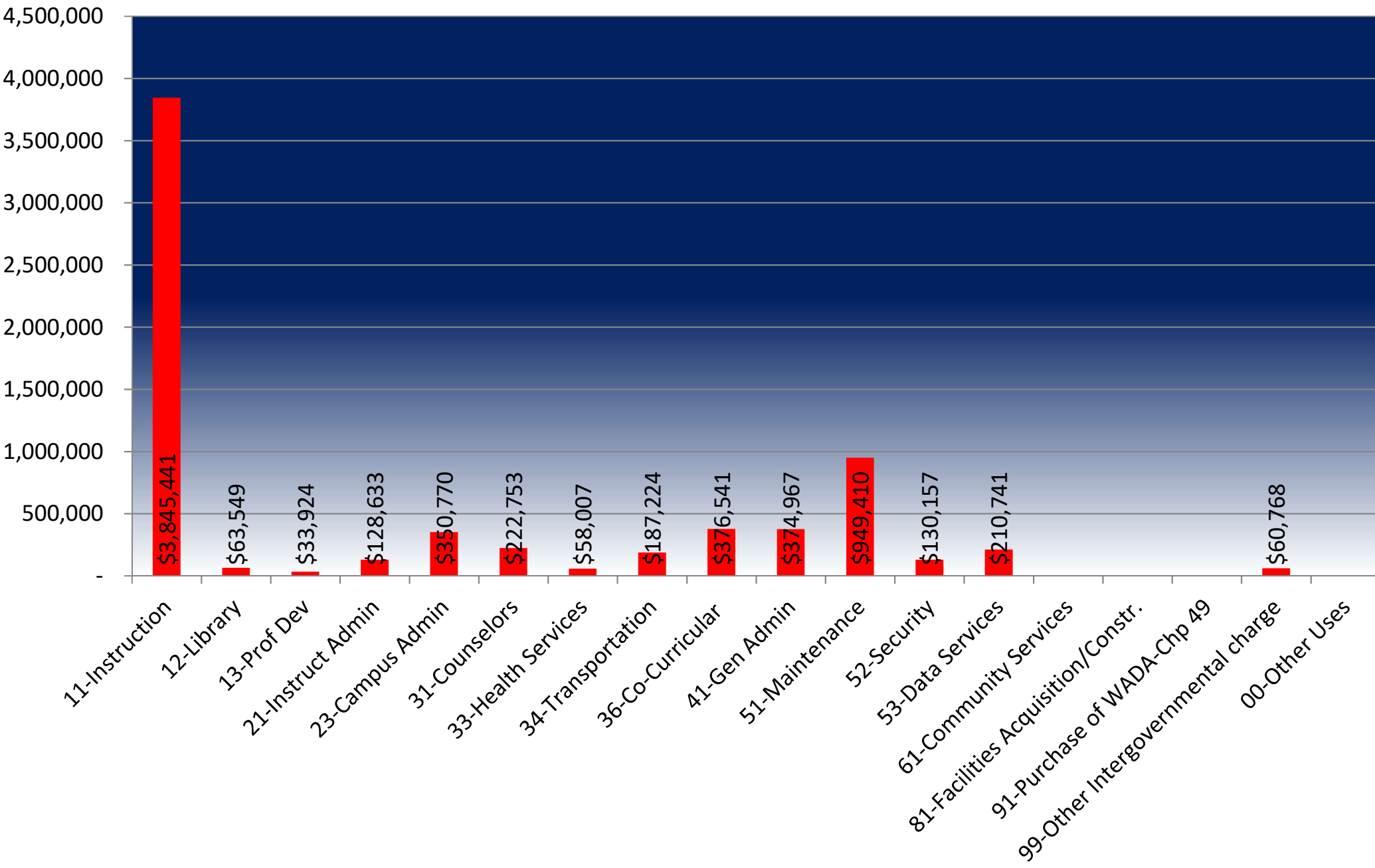
	GENERAL FUND						
	<u>Prior Year</u> <u>Actual Revenues/</u> <u>Expenditures</u>	<u>Original</u> <u>Budget</u>	<u>Revised</u> <u>Budget</u>	<u>Encumbrances</u>	<u>Current Year</u> <u>Actual Revenues/</u> <u>Expenditures</u>	<u>Unrealized/</u> <u>Unexpended</u> <u>Budget</u>	<u>Percentage</u> <u>Y-T-D</u>
<i>Expenditures and Other Uses by Program Code:</i>							
11-Basic Educational Services	2,543,763.47	10,425,363	10,425,363	50,546.91	2,671,278.77	7,703,537.32	25.62%
21-Gifted and Talented	73,886.92	285,212	285,212		66,776.47	218,435.53	23.41%
22-Career and Technical	259,686.68	960,444	960,444	3,331.75	253,243.29	703,868.96	26.37%
23-Services to Students with Disabilities	643,206.12	2,479,724	2,479,724	45,625.61	707,012.48	1,727,085.91	28.51%
24-Accelerated Education	97,723.76	407,479	407,479	4,303.87	105,477.40	297,697.73	25.89%
25-Bilingual Education and Special Language	55,572.41	292,440	292,440	150.25	75,718.81	216,570.94	25.89%
28-Disciplinary Alternative Education (DAEP)	25,075.38	102,176	102,176		25,455.29	76,720.71	24.91%
32-Pre-Kindergarten	122,002.95					-	NA
33-Prekindergarten Special Education Services	15,700.72	55,792	55,792		13,822.44	41,969.56	24.77%
35-Prekindergarten Bilingual Services	18,429.12					-	NA
36-Early Education Allotment	44,380.22	85,053	85,053		20,837.50	64,215.50	24.50%
37-Dyslexia	38,832.35	159,340	159,340	37.50	40,377.87	118,924.63	25.34%
38-College, Career & Military Readiness	60,215.62	242,733	242,733		60,486.98	182,246.02	24.92%
43-Dyslexia - Special Education	19,344.03	82,683	82,683	37.50	21,691.62	60,953.88	26.23%
91-Athletics and Related Activities	291,386.19	1,140,266	1,140,266	12,925.15	328,683.41	798,657.44	28.83%
99-Undistributed	2,859,850.01	18,653,345	18,653,345	1,143,750.02	2,602,021.96	14,907,573.02	13.95%
Total Expenditures and Other Uses	7,169,055.95	35,372,050	35,372,050	1,260,708.56	6,992,884.29	27,118,457.15	19.77%

General Fund Revenues Collected to Date

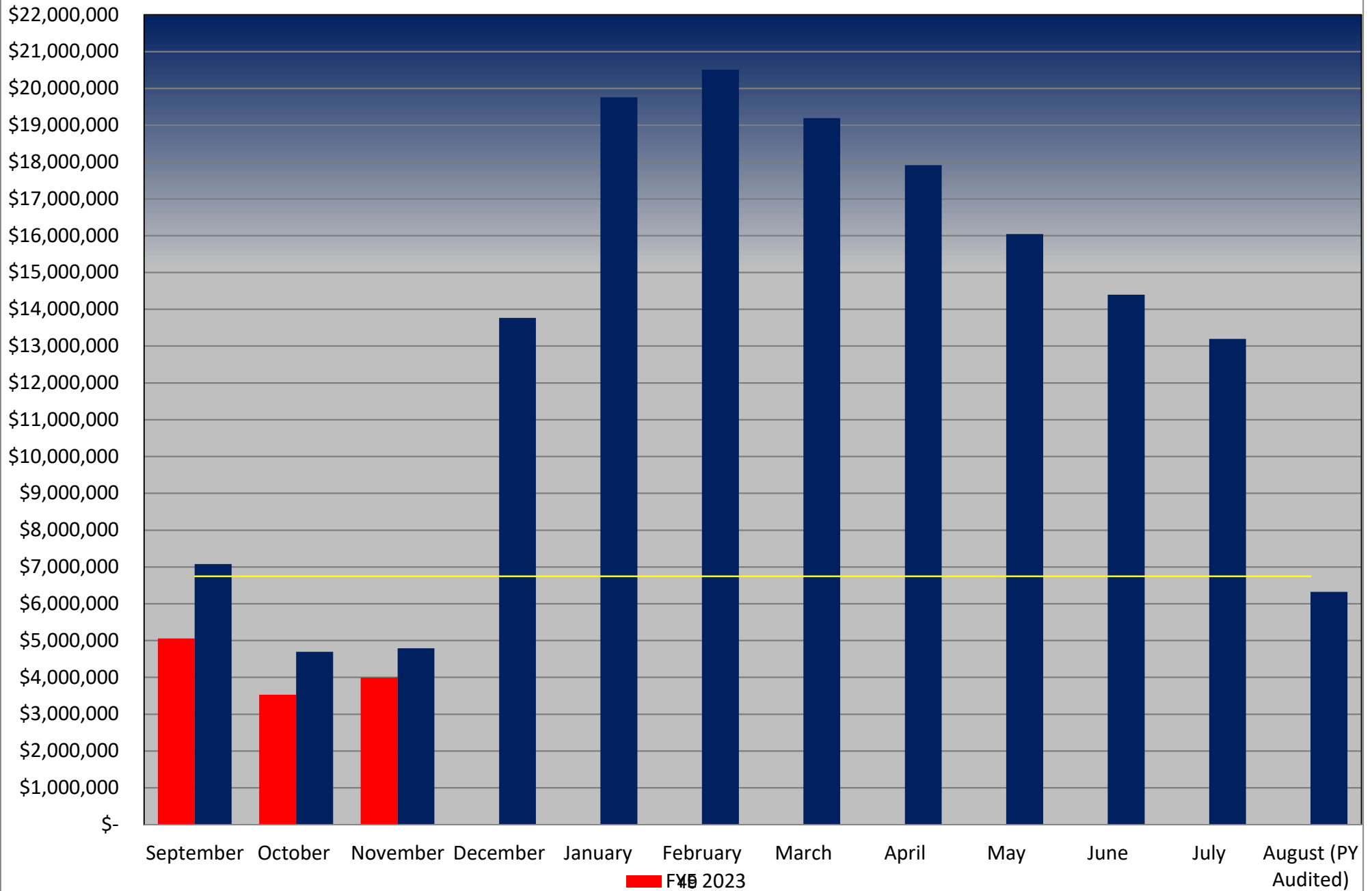


■ Local ■ State ■ Federal ■ Other Sources

General Fund Expenditures to Date



Fund Balance by Month



Wimberley Independent School District
Statement of Revenues, Expenditures, and Changes in Fund Balance
for the Month Ending November 30, 2022
(Un-Audited)

	CHILD NUTRITION FUND					
	<u>Prior Year</u> <u>Actual Revenues/ Expenditures</u>	<u>Original</u> <u>Budget</u>	<u>Revised</u> <u>Budget</u>	<u>Current Year</u> <u>Actual Revenues/ Expenditures</u>	<u>Unrealized/ Unexpended</u> <u>Budget</u>	<u>Percentage</u> <u>Y-T-D</u>
Revenues and Other Resources:						
Local	\$ 58,182.08	\$ 325,900	\$ 325,900	\$ 207,506.15	\$ (118,393.85)	63.67%
State	-	15,135	15,135	-	(15,135.00)	0.00%
Federal	378,673.63	821,500	821,500	166,827.31	(654,672.69)	20.31%
Other sources	-	-	-	-	-	NA
Total Revenues and Other Resources	\$ 436,855.71	\$ 1,162,535	\$ 1,162,535	\$ 374,333.46	\$ (788,201.54)	32.20%
Expenditures and Other Uses:						
35-6100 Payroll	116,130.26	431,795	431,795	99,130.23	332,664.77	22.96%
35-6200 Professional and Contracted Services	7.63	13,406	13,406	13.62	13,392.38	0.10%
35-6341 Food Supplies	125,391.09	292,295	292,295	143,111.70	149,183.30	48.96%
35-6342 Non-Food Supplies	12,292.04	38,795	38,795	11,673.93	27,121.07	30.09%
35-6344 USDA Commodities	-	50,000	50,000	-	50,000.00	0.00%
35-6349 Miscellaneous Supplies	-	7,800	7,800	15.98	7,784.02	0.20%
35-6300 Supplies & Materials	13,747.50	40,221	40,221	13,541.62	26,679.38	33.67%
35-6400 Food Service Other Operating Expenses	1,324.34	12,500	12,500	1,022.53	11,477.47	8.18%
35-6600 Food Service Capital Expenses	-	16,289	16,289	-	16,289.00	0.00%
Total Expenditures	\$ 268,892.86	\$ 903,101	\$ 903,101	\$ 268,509.61	\$ 634,591.39	29.73%
Excess of Revenues and Other Resources						
Over (Under) Expenditures	\$ 167,962.85	\$ 259,434	\$ 259,434	\$ 105,823.85		
Unaudited Fund Balance September 1, 2022		421,738	421,738	421,737.80		
Fund Balance Ending - Monthly Reporting Period		\$ 681,172	\$ 681,172	\$ 527,561.65	\$ (153,610.15)	

	Prior Year/Mo.	Current Year/Mo.	Increase/(Decrease)	% Change	Current		Increase /	
					Prior Year/Mo.	Year/Day	(Decrease)	% Change
School Breakfast Program Meals Served: (Days)					17	16		
Free-Bkfst	7,282	2,377	(4,905)	-67%	428	149	(279)	-65%
Reduced-Bkfst	-	293	293	#DIV/0!	-	18	18	#DIV/0!
Paid-Bkfst	-	1,956	1,956	#DIV/0!	-	122	122	#DIV/0!
Total	7,282	4,626	(2,656)	-36%	428	289	(139)	-32%
School Lunch Program Meals Served:								
Free-Lunch	23,574	6,490	(17,084)	-72%	1,387	406	(981)	-71%
Reduced-Lunch	-	830	830	#DIV/0!	-	52	52	#DIV/0!
Paid-Lunch	-	11,237	11,237	#DIV/0!	-	702	702	#DIV/0!
Total	23,574	18,557	(5,017)	-21%	1,387	1,160	(227)	-16%
Grant Totals	30,856	23,183	(7,673)	-25%	1,815	1,449	(366)	-20%

	Prior Year/Mo.	Current Year/Mo.	Increase/(Decrease)	% Change
Number of Children approved for Free Meals	-	630	630	#DIV/0!
Number of Children approved for Reduced Meals	-	87	87	#DIV/0!
Total	-	50	717	#DIV/0!

Wimberley Independent School District
Statement of Revenues, Expenditures, and Changes in Fund Balance
for the Month Ending November 30, 2022
(Un-Audited)

DEBT SERVICE FUND

	<u>Prior Year</u> <u>Actual Revenues/</u> <u>Expenditures</u>		<u>Original</u> <u>Budget</u>		<u>Revised</u> <u>Budget</u>		<u>Current Year</u> <u>Actual Revenues/</u> <u>Expenditures</u>		<u>Unrealized/</u> <u>Unexpended</u> <u>Budget</u>	<u>Percentage</u> <u>Y-T-D</u>
Revenues:										
Local Revenue										
Taxes, Current Year Levy	599,549.85	\$	9,466,608	\$	9,466,608		730,292.22	\$	(8,736,315.78)	7.71%
Taxes, Prior Year	7,664.70		40,000		40,000		26,011.09		(13,988.91)	65.03%
Penalties, Interest and Other Tax Revenues	8,298.81		40,700		40,700		3,678.94	\$	(37,021.06)	9.04%
Earnings from Investments	(6,001.57)		3,000		3,000		1,560.63		(1,439.37)	52.02%
Miscellaneous Revenue	-		-		-		-		-	NA
Local Revenue	\$ 609,511.79	\$	9,550,308	\$	9,550,308	\$	761,542.88	\$	(8,788,765.12)	7.97%
State Revenue										
Additional State Aid for Homestead Exemption	\$ 52,685.00	\$	50,000	\$	50,000	\$	-		(50,000.00)	0.00%
State Revenue	\$ 52,685.00	\$	50,000	\$	50,000	\$	-	\$	(50,000)	0.00%
Other Sources										
Issuance of Bonds	\$ -	\$	-	\$	-	\$	-		-	NA
Operating Transfer In	\$ -	\$	-	\$	-	\$	29.07		29.07	NA
Bond Premium/Discount	\$ -	\$	-	\$	-	\$	-		-	NA
Other Source Revenue	\$ -	\$	-	\$	-	\$	29.07	\$	29	0.00%
Total Revenue	\$ 662,196.79	\$	9,600,308.00	\$	9,600,308.00	\$	761,571.95	\$	(8,838,736.05)	7.93%
Expenditures:										
71-6511 Bond Principal	-		2,350,000		2,350,000		-		2,350,000.00	0.00%
71-6521 Interest on Bonds	-		3,494,780		3,494,780		-		3,494,780.00	0.00%
71-6599 Other Debt Service Fees	-		10,500		10,500		750.00		9,750.00	7.14%
	-		-		-		-		-	
Total Expenditures	\$ -	\$	5,855,280	\$	5,855,280	\$	750.00	\$	5,854,530.00	0.01%
Excess of Revenues Over (Under) Expenditures	\$ 662,196.79	\$	3,745,028	\$	3,745,028	\$	760,821.95			
Unaudited Fund Balance September 1, 2022		\$	5,236,420	\$	5,236,420	\$	5,236,419.99			
Fund Balance Ending - Monthly Reporting Period		\$	8,981,448	\$	8,981,448	\$	5,997,241.94	\$	(2,984,206.06)	

Wimberley Independent School District
Statement of Revenues, Expenditures, and Changes in Fund Balance
for the Month Ending November 30, 2022
(Un-Audited)

SPECIAL REVENUE FUNDS						
	<u>Prior Year</u> <u>Actual Revenues/</u> <u>Expenditures</u>	<u>Revised Budget</u>	<u>Current Year</u> <u>Actual Revenues/</u> <u>Expenditures</u>	<u>Unrealized/</u> <u>Unexpended</u> <u>Budget</u>	<u>Percentage</u> <u>Y-T-D</u>	
Revenues:						
Local	\$ 195,564.19	\$ 1,422,761	\$ 355,974.51	\$ (1,066,786.32)	25.02%	
State	119,695.96	1,524	-	(1,524.00)	0.00%	
Federal	54,062.00	1,914,201	502,961.08	(1,411,239.92)	26.28%	
Total Revenues	\$ 369,322.15	\$ 3,338,486	\$ 858,935.59	\$ (2,479,550.24)	25.73%	
Expenditures:						
11-Instruction	34,520.51	1,365,728	331,973.89	1,033,754.10	24.31%	
12-Library	-	-	2,444.40	(2,444.40)	NA	
13-Prof Dev	-	64,947	16,117.17	48,829.83	24.82%	
21-Instruct Admin	-	134,039	32,568.09	101,470.91	24.30%	
23-School Leadership	-	0	13,452.00	(13,451.80)	6726000.00%	
31-Counselors	949.61	143,140	31,721.96	111,418.04	22.16%	
33-Health Services	27,403.67	113,336	31,246.55	82,089.64	27.57%	
34-Transportation	-	-	7,948.98	(7,948.98)	NA	
36-Co-Curricular	135,041.89	837,140	218,651.27	618,489.18	26.12%	
41-Gen Admin	3,062.00	121,636	17,149.37	104,486.63	14.10%	
51-Maintenance	-	-	18,950.34	(18,950.34)	NA	
52-Security	-	-	1,222.20	(1,222.20)	NA	
53-Data Services	-	-	3,668.16	(3,668.16)	NA	
61-Community Service	-	-	-	-	NA	
81-Facilities Acquisition/Constr	-	-	-	-	NA	
99-Other Intergovernmental Charges	-	-	-	-	NA	
00-Other Uses	-	-	-	-	NA	
Total Expenditures	\$ 200,977.68	\$ 2,779,967	\$ 727,114.38	\$ 2,052,852	26.16%	
Excess of Revenues						
Over (Under) Expenditures	\$ 168,344.47	\$ 558,519.00	\$ 131,821.21			
Unaudited Fund Balance September 1, 2022		\$ 584,836.00	\$ 584,836.00	\$ 584,836.00		
Fund Balance Ending - Monthly Reporting Period		\$ 1,143,355.00	\$ 716,657.21	\$ (426,697.79)		

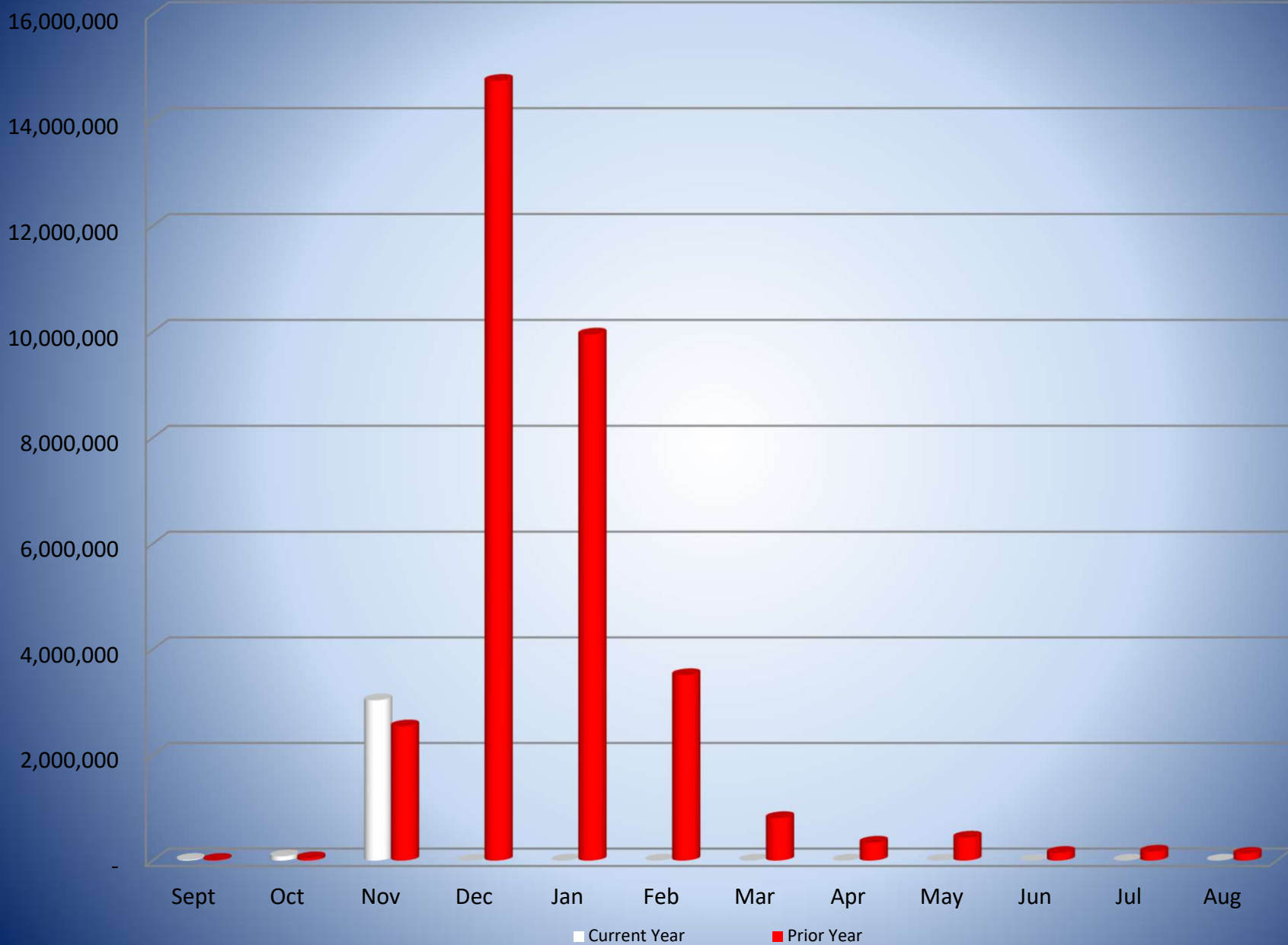
Wimberley Independent School District
Statement of Revenues, Expenses, and Changes in Equity
for the Month Ending November 30, 2022
(Un-Audited)

	<u>2022-2023</u> <u>Blue Hole</u> <u>After School</u> <u>Program</u>	<u>2022-2023</u> <u>Jacob's Well</u> <u>After School</u> <u>Program</u>	<u>2022-2023</u> <u>Blue Hole</u> <u>Pre-K</u> <u>Program</u>	<u>2022-2023</u> <u>Total Revenues/</u> <u>Expenses</u>
<i>Revenues and Other Resources:</i>				
Local	\$ 57,211.21	\$ 36,911.58	\$ 259,468.03	\$ 353,590.82
State	971.18	625.84	2,969.95	4,566.97
Other sources	-	-	-	-
Total Revenues and Other Resources	\$ 58,182.39	\$ 37,537.42	\$ 262,437.98	\$ 358,157.79
<i>Expenses and Other Uses:</i>				
6100 Payroll	18,710.37	8,748.79	68,413.27	95,872.43
6200 Professional and Contracted Services	-	-	-	-
6300 Supplies and Materials	1,172.05	-	-	1,172.05
6400 Other Operating Expenses	-	944.35	-	944.35
6600 Capital Outlay	-	-	-	-
8000-Other Uses	-	-	-	-
Total Expenses	\$ 19,882.42	\$ 9,693.14	\$ 68,413.27	\$ 97,988.83
Excess of Revenues and Other Resources				
Over (Under) Expenses	\$ 38,299.97	\$ 27,844.28	\$ 194,024.71	\$ 260,168.96
Unaudited Fund Equity September 1, 2022	\$ 32,041.00	\$ 34,214.00	\$ 232,487.00	\$ 298,742.00
Fund Balance Ending - Monthly Reporting Period	\$ 70,340.97	\$ 62,058.28	\$ 426,511.71	\$ 558,910.96

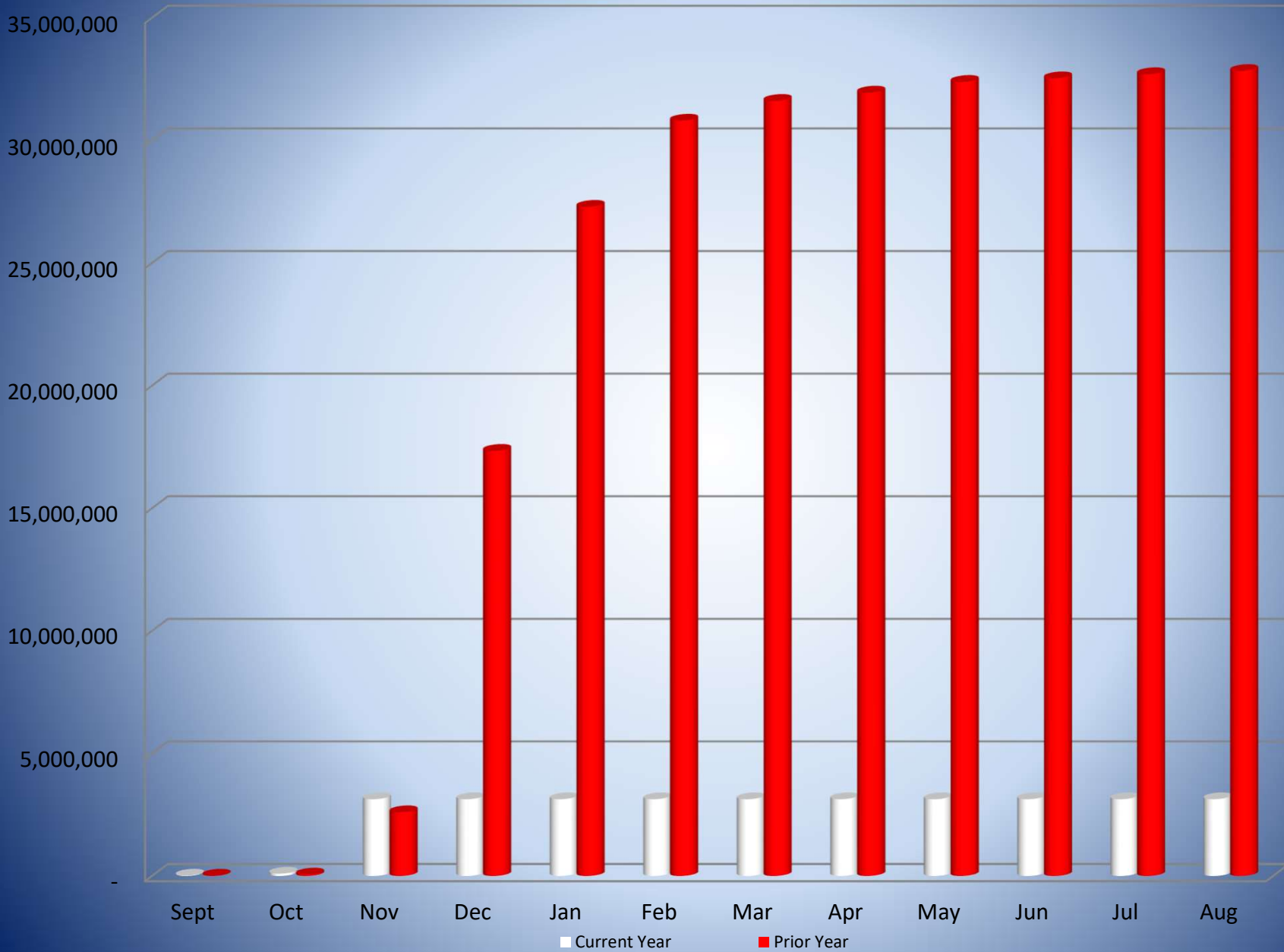
Wimberley Independent School District
Monthly Tax Collection Report
for the Month Ending November 30, 2022

	Prior Year 2021-2022				Current Year 2022-2023			
	<u>General Fund</u>	<u>Debt Service Fund</u>	<u>Total</u>	<u>% of Levy</u>	<u>General Fund</u>	<u>Debt Service Fund</u>	<u>Total</u>	<u>% of Levy</u>
<u>Current Month Tax Collections:</u>								
5711 Taxes-Current Year Tax Levy	\$ 1,954,813.37	\$ 586,766.65	\$ 2,541,580.02	7.62%	\$ 2,328,118.64	\$ 708,285.43	\$ 3,036,404.07	7.48%
5712 Taxes-Delinquent Collections	\$ 17,841.25	\$ 5,044.73	\$ 22,885.98		\$ 14,778.40	\$ 4,372.55	\$ 19,150.95	
5719 Penalties and Interest	\$ 3,879.97	\$ 1,000.17	\$ 4,880.14		\$ 5,260.94	\$ 1,465.59	\$ 6,726.53	
Total Current Month Collections	\$ 1,976,534.59	\$ 592,811.55	\$ 2,569,346.14		\$ 2,348,157.98	\$ 714,123.57	\$ 3,062,281.55	
<u>Fiscal Year to Date Collections:</u>								
5711 Taxes-Current Year Tax Levy	\$ 1,999,664.32	\$ 599,549.85	\$ 2,599,214.17	7.79%	\$ 2,400,603.93	\$ 730,292.22	\$ 3,130,896.15	7.71%
5712 Taxes-Delinquent Collections	\$ 45,826.68	\$ 11,237.16	\$ 57,063.84		\$ 86,809.39	\$ 26,011.09	\$ 112,820.48	
5719 Penalties and Interest	\$ 20,520.33	\$ 4,726.35	\$ 25,246.68		\$ 13,052.23	\$ 3,678.94	\$ 16,731.17	
Total Revenue Collected	\$ 2,066,011.33	\$ 615,513.36	\$ 2,681,524.69		2,500,465.55	759,982.25	3,260,447.80	
Total Budgeted Tax Revenue (Current, Delinquent, Penalty & Interest)	\$ 25,917,271.00	\$ 7,774,424.00	\$ 33,691,695.00		\$ 31,390,395.00	\$ 9,546,608.00	\$ 40,937,003.00	
Percentage of Budget Collected	7.97%	7.92%	7.96%		7.97%	7.96%	7.96%	

Month to Date Tax Collections Current Levy



Year to Date Tax Collections Current Levy

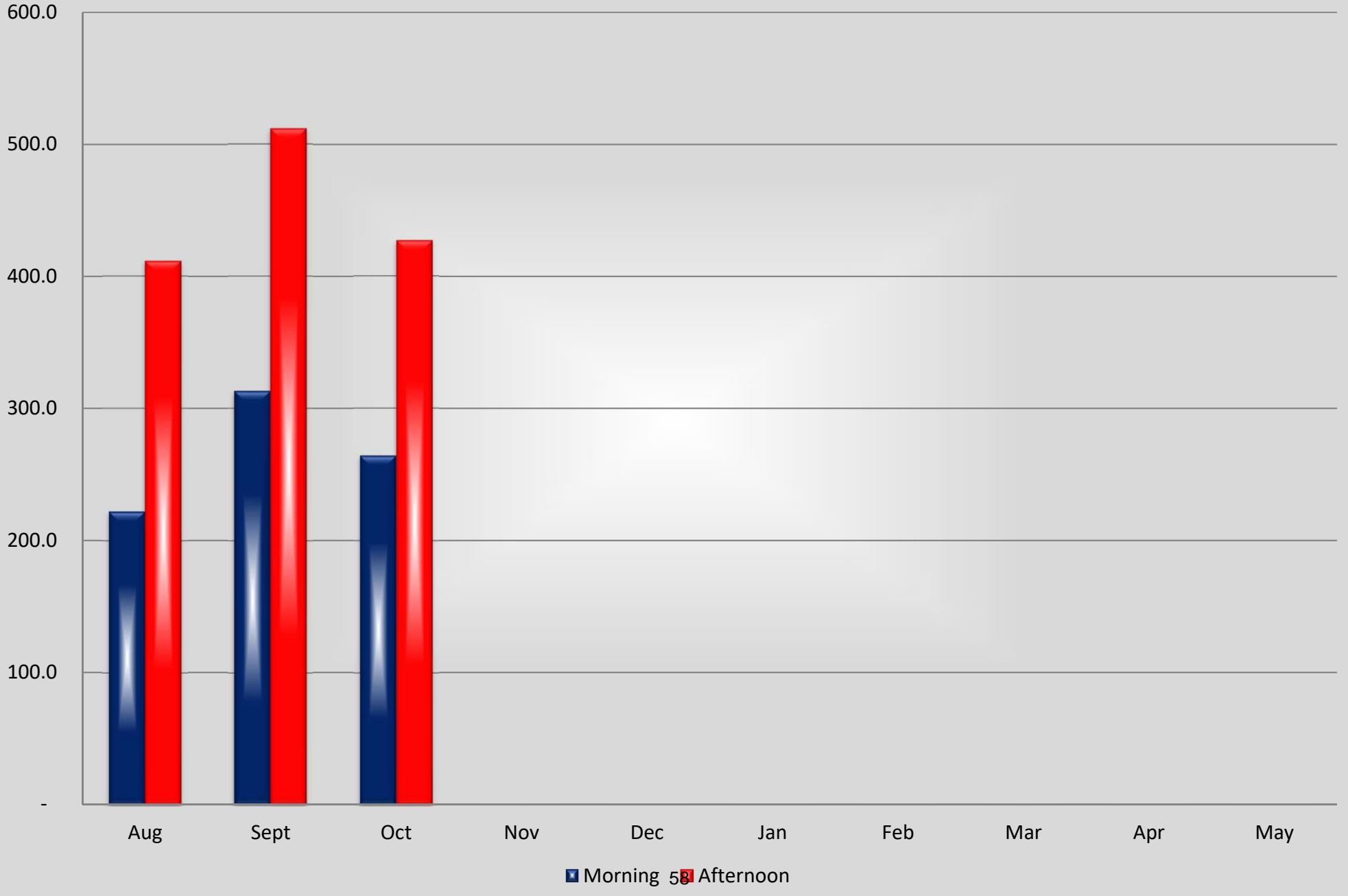


Wimberley Independent School District
Summary of Transportation - Student Riders
for the Month Ending November 30, 2022

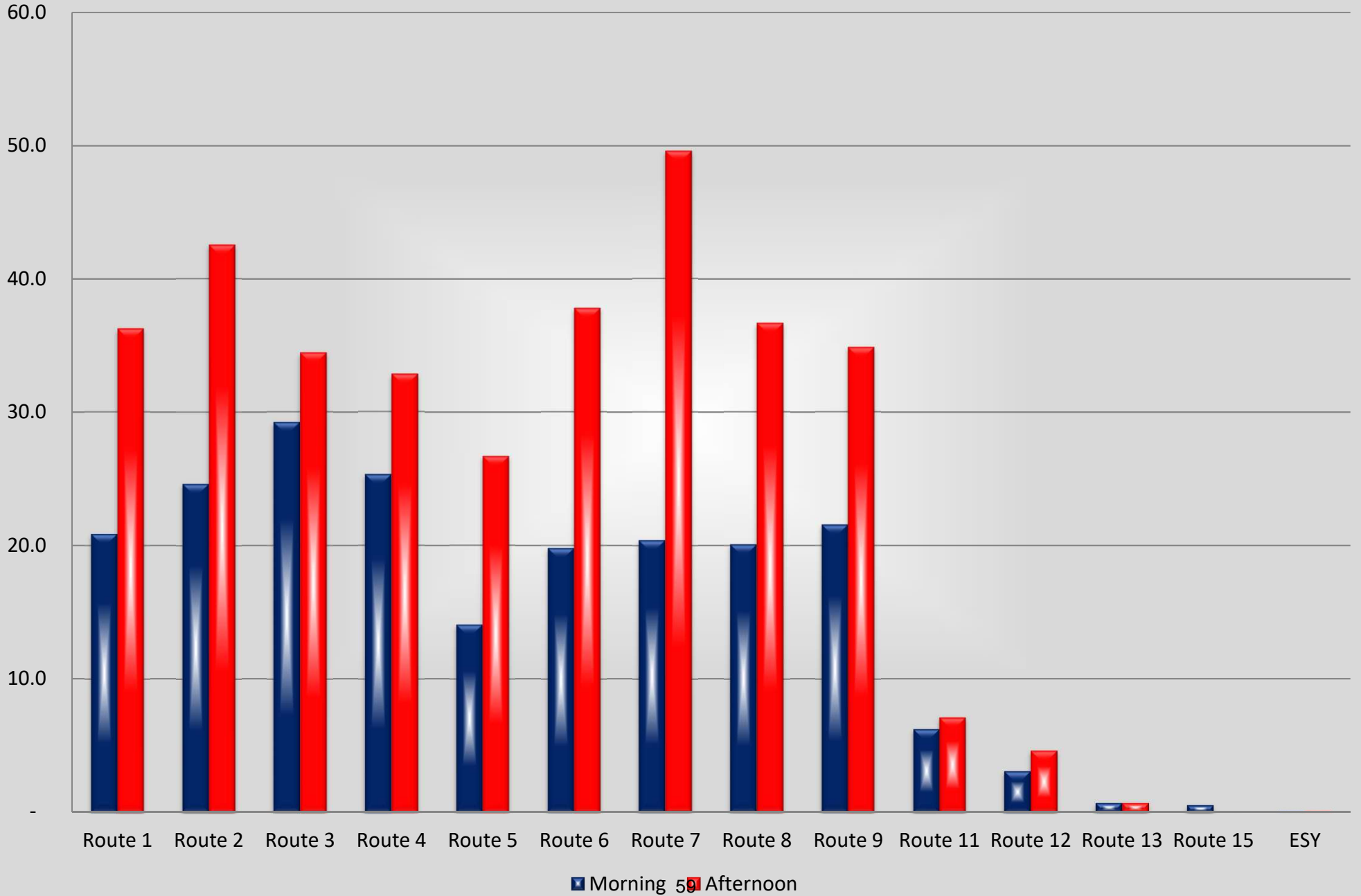
Morning:	Days:	11	21	19	17							68	<u>Average</u>	<u>Daily</u>	<u>Annual</u>
	<u>Aug</u>	<u>Sept</u>	<u>Oct</u>	<u>Nov</u>	<u>Dec</u>	<u>Jan</u>	<u>Feb</u>	<u>Mar</u>	<u>Apr</u>	<u>May</u>	<u>Total</u>	<u>Ridership</u>	<u>Mileage</u>	<u>Mileage</u>	
Route 1	262.0	628.0	529.0								1,419.0	20.9	39.35	2,675.80	
Route 2	379.0	779.0	517.0								1,675.0	24.6	29.29	1,991.72	
Route 3	407.0	874.0	708.0								1,989.0	29.3	24.80	1,686.40	
Route 4	353.0	793.0	576.0								1,722.0	25.3	25.07	1,704.76	
Route 5	195.0	408.0	353.0								956.0	14.1	19.54	1,328.72	
Route 6	276.0	650.0	421.0								1,347.0	19.8	27.27	1,854.36	
Route 7	134.0	722.0	531.0								1,387.0	20.4	28.98	1,970.64	
Route 8	20.0	729.0	617.0								1,366.0	20.1	17.51	1,190.68	
Route 9	276.0	676.0	515.0								1,467.0	21.6	18.12	1,232.16	
Route 11	89.0	186.0	146.0								421.0	6.2	22.18	1,508.24	
Route 12	34.0	98.0	76.0								208.0	3.1	29.99	2,039.32	
Route 13	10.0	20.0	15.0								45.0	0.7	38.67	2,629.56	
Route 15	3.0	16.0	15.0								34.0	0.5	0.59	40.12	
ESY	4.0	-	-								4.0	0.1	9.80	666.40	
Total	2,442.0	6,579.0	5,019.0	-	-	-	-	-	-	-	14,040.0	206.5	331.16	22,518.88	
Average number of students	222.0	313.3	264.2	-	-	-	-	-	-	-	206.5				

Afternoon:	<u>August</u>	<u>September</u>	<u>October</u>	<u>November</u>	<u>December</u>	<u>January</u>	<u>February</u>	<u>March</u>	<u>April</u>	<u>May</u>	<u>Total</u>	<u>Average</u>	<u>Daily</u>	<u>Annual</u>
	<u>Ridership</u>	<u>Mileage</u>	<u>Mileage</u>											
Route 1	557.0	1,060.0	848.0								2,465.0	36.3	40.71	2,768.28
Route 2	773.0	1,265.0	856.0								2,894.0	42.6	28.71	1,952.28
Route 3	500.0	1,055.0	788.0								2,343.0	34.5	34.02	2,313.36
Route 4	476.0	1,041.0	716.0								2,233.0	32.8	24.98	1,698.64
Route 5	376.0	781.0	657.0								1,814.0	26.7	24.41	1,659.88
Route 6	539.0	1,132.0	898.0								2,569.0	37.8	21.54	1,464.72
Route 7	465.0	1,662.0	1,244.0								3,371.0	49.6	26.12	1,776.16
Route 8	260.0	1,245.0	988.0								2,493.0	36.7	20.00	1,360.00
Route 9	406.0	1,123.0	841.0								2,370.0	34.9	21.22	1,442.96
Route 11	108.0	218.0	153.0								479.0	7.0	27.59	1,876.12
Route 12	54.0	147.0	109.0								310.0	4.6	22.78	1,549.04
Route 13	10.0	20.0	15.0								45.0	0.7	38.61	2,625.48
Route 15	-	-	-								-	-	-	0.00
ESY	4.0	-	-								4.0	0.1	0.00	0.00
Total	4,528.0	10,749.0	8,113.0	-	-	-	-	-	-	-	23,390.0	344.0	330.69	22,486.92
Average number of students	411.6	511.9	427.0	-	-	-	-	-	-	-	344.0			
Average daily mileage													661.85	

Total Average Number of Students



Average Ridership by Routes



CHECK NUMBER	CHECK DATE	ACCOUNT NUMBER	VENDOR	INVOICE DESCRIPTION	AMOUNT
0	11/01/2022	199 E 11 6399 00 001 0 22 FCS	HEB Credit Receivables	Food/Supplies For FCS Class	129.42
0	11/01/2022	199 E 11 6399 00 001 0 22 FCS	HEB Credit Receivables	Food/Supplies For FCS Class	129.97
0	11/01/2022	195 E 53 6499 00 831 0 99 000	Hill Country Tire & Automotive	Mount and balance of 4 tires - tech van	140.00
0	11/01/2022	199 E 11 6399 00 001 0 22 EGN	Home Depot Credit Services	Engineering Supplies	63.03
0	11/01/2022	461 E 36 6499 A3 001 0 91 000	Jason's Deli	Pre Game Meal For Football	809.25
0	11/01/2022	199 E 41 6499 00 702 0 99 000	Jason's Deli	Board Meeting Dinner	184.40
0	11/01/2022	199 E 41 6499 00 701 0 99 000	Jason's Deli	Board Meeting Dinner	184.40
0	11/01/2022	199 E 41 6499 00 701 0 99 000	Jason's Deli	Principal Appreciation Admin meeting, October 17, 2022	135.91
0	11/01/2022	199 E 41 6499 00 702 0 99 000	Kelly's Hill Country BBQ	Supt Faculty Advisory Lunch - see attached list	78.78
0	11/02/2022	199 E 21 6499 00 832 0 99 000	Leaning Pear LLC	Safety Meeting Dee, Roz, & Amy	18.53
0	11/02/2022	199 E 52 6499 00 810 0 99 000	Leaning Pear LLC	Safety Meeting Dee, Roz, & Amy	37.08
0	11/02/2022	461 E 36 6499 00 102 0 99 000	Leaning Pear LLC	Lunch For GIST Meeting	107.97
0	11/01/2022	865 E 36 6499 50 001 0 22 000	National FFA Organization	Officers Pin, ties and scarfs.	102.00
0	11/01/2022	865 E 36 6499 40 041 0 99 000	National Honor Society	NJHS Supplies	126.00
0	11/01/2022	461 E 36 6499 AA 001 0 91 000	NFHS - Nat. Federation of State HS	Annual Live HS Game Subscription	86.59
0	11/01/2022	199 E 11 6399 00 001 0 11 MTH	Office Depot, Inc.	Math Supplies	29.97
0	11/02/2022	199 E 31 6339 00 833 0 23 SHR	PAR Inc.	Testing Materials/Forms	240.00
0	11/01/2022	199 E 41 6499 00 750 0 99 HRS	Pizza Hut	Pizza For New Hire Orientation	49.98
0	11/01/2022	199 E 36 6412 00 001 0 91 CHR	Pizza Hut	Cheer Meals before game	119.24
0	11/01/2022	461 E 36 6499 29 001 0 99 000	Pizza Hut	Lunch For Students Participating in Performance	116.92
0	11/01/2022	161 E 36 6299 GW 001 0 91 DCO	Pizza Hut	Game worker meals	100.00
0	11/01/2022	199 E 11 6399 00 001 0 11 GEN	Ready Refresh	Water Machine Rental	40.04
0	11/02/2022	461 E 36 6499 00 041 0 99 000	Sam's Club Direct	Candy for Pep Rally	32.73
0	11/02/2022	711 E 61 6499 00 101 0 99 000	Sam's Club Direct	Kid Connection Snacks	558.36
0	11/02/2022	199 E 11 6399 00 102 0 23 000	Sam's Club Direct	Class mgmt & rewards supplies	138.64
0	11/01/2022	199 E 41 6499 00 702 0 99 000	Schlotszky's	Board teambuilding meeting - October 18, 2022 Board, Supt, Facilitator	157.98
0	11/01/2022	199 E 34 6495 00 805 0 99 000	Texas Association for Pupil Transpo	2022-2023 TAPT Membership for Owen Baldwin	50.00
0	11/02/2022	199 E 41 6495 00 750 0 99 000	Texas Association Of School Busines	E. Verhaalen TASBo Certification Application Fee	60.00
0	11/02/2022	199 E 41 6495 00 750 0 99 000	Texas Association Of School Busines	R. Giesen TASBO Certification Application Fee	60.00
0	11/01/2022	199 E 52 6499 00 810 0 99 000	Texas Dept of Public Safety	Search Credit for CCH Public TXDPS	30.93
0	11/01/2022	199 E 52 6499 00 810 0 99 000	Texas Dept of Public Safety	Search Credit for CCH Public TXDPS	92.28
0	11/01/2022	199 E 52 6499 00 810 0 99 000	Texas Dept of Public Safety	Search Credit for CCH Public TXDPS	76.94
0	11/01/2022	199 E 13 6411 00 041 0 99 SCI	Science Teachers Assoc. of TX	CAST22 Full Conference - L. O'Gan	265.00
0	11/01/2022	199 E 13 6411 00 041 0 99 SCI	Science Teachers Assoc. of TX	CAST22 Full Conference - L. Tomme	265.00
0	11/01/2022	199 E 13 6411 00 041 0 99 SCI	Science Teachers Assoc. of TX	CAST22 Full Conference - M. Williamson	265.00
0	11/02/2022	199 E 31 6339 00 833 0 23 SHR	Therapro, Inc.	Testing materials	146.00
0	11/01/2022	199 E 13 6411 00 001 0 99 CH1	TMEA	2023 Clinic/Convention	70.00
0	11/03/2022	461 E 36 6499 A3 001 0 91 000	Whataburger, Inc.	Football Coaches Meals	74.92

CHECK NUMBER	CHECK DATE	ACCOUNT NUMBER	VENDOR	INVOICE DESCRIPTION	AMOUNT
0	11/03/2022	162 E 13 6411 ME 001 0 99 000	Whataburger, Inc.	Band Meals for Conference	20.92
0	11/03/2022	461 E 36 6499 A3 001 0 91 000	Whataburger, Inc.	Meals For Football Coaches	46.59
0	11/01/2022	199 E 11 6399 00 041 0 37 000	Wilson Language Training Corporatio	WRS Student Readers 7-12 Set 4th Edition	34.00
0	11/01/2022	199 E 11 6399 00 001 0 37 000	Wilson Language Training Corporatio	WRS Student Readers 7-12 Set 4th Edition	34.00
0	11/01/2022	199 E 23 6499 00 041 0 99 000	Wimberley Ace Hardware	Bulbs for Office Lights	9.50
0	11/01/2022	161 E 36 6399 00 001 0 91 000	Wimberley Ace Hardware	Parking lot supplies	8.14
Totals for 0					8,495.29
51209	11/03/2022	461 E 36 6499 18 041 0 99 000	Amazing Fundraising LLC	Prizes from our Fall Fundraiser. Please see attachment for full list	1,470.25
Totals for 51209					1,470.25
51214	11/03/2022	161 E 36 6399 00 001 0 91 000	Amazon Capital Services	Furniture for FH Office	512.65
51214	11/03/2022	161 E 36 6399 00 001 0 91 000	Amazon Capital Services	Furniture for FH Office	1,318.80
51214	11/03/2022	199 E 11 6399 00 001 0 11 ART	Amazon Capital Services	Supplies for Art.	117.64
51214	11/03/2022	199 E 11 6499 00 101 0 11 RDG	Amazon Capital Services	AR Parties	187.16
51214	11/03/2022	199 E 11 6399 00 102 0 23 000	Amazon Capital Services	Classroom management and supplies	90.30
51214	11/03/2022	199 E 11 6399 00 041 0 23 000	Amazon Capital Services	Classroom management and supplies	59.63
51214	11/03/2022	199 E 21 6399 00 833 0 23 000	Amazon Capital Services	Classroom management and supplies	28.85
51214	11/03/2022	199 E 11 6399 00 101 0 23 000	Amazon Capital Services	Equipement for students	142.36
51214	11/03/2022	199 E 11 6399 00 001 0 11 DRA	Amazon Capital Services	Supplies Theatre.	19.98
51214	11/03/2022	199 E 11 6399 04 101 0 11 GEN	Amazon Capital Services	Supplies for Mr. Smith	161.61
51214	11/03/2022	199 E 11 6399 01 102 0 11 GEN	Amazon Capital Services	White Cardstock-1 Colored Cardstock-1 12 pack magnetic clips heavy duty -1 20 magnetic clips (smaller)- 1 120 pieces cool Bookmarks - 1 2 pck acrylic clipboard Dry erase marker holder- 1 ADVANTUS E-Z Grader Chart, 8-1/2 x 4-3/4 x 1/8 Inches, Standard Size Print, Green 60 Pieces Morning Meeting Chips for Kids Turkey Claus hardcover book Turkey Trick or Treat	24.34
51214	11/03/2022	199 E 11 6399 00 041 0 11 GEN	Amazon Capital Services	Social studies Supplies	131.42
51214	11/03/2022	199 E 11 6399 00 001 0 11 TEX	Amazon Capital Services	Supplies for Texan Academy	131.15
51214	11/03/2022	199 E 11 6399 00 001 0 11 GEN	Amazon Capital Services	Supplies	259.83
51214	11/03/2022	199 E 36 6399 00 001 0 91 CHR	Amazon Capital Services	Senior gifts for cheer.	71.96
51214	11/03/2022	199 E 11 6399 04 101 0 11 GEN	Amazon Capital Services	Supplies for Mrs. Bursiel	17.49
51214	11/03/2022	199 E 11 6399 00 101 0 11 GEN	Amazon Capital Services	Supplies for PE	467.79
51214	11/03/2022	199 E 11 6399 03 101 0 11 GEN	Amazon Capital Services	Supplies for Mrs. Grant	81.61
51214	11/03/2022	195 E 11 6395 00 101 0 11 000	Amazon Capital Services	JWE Screen	107.91
51214	11/03/2022	195 E 11 6395 00 101 0 11 000	Amazon Capital Services	JWE Tech Supplies	129.19
51214	11/03/2022	199 E 41 6394 00 701 0 99 000	Amazon Capital Services	Cell Signal Booster	359.99

CHECK CHECK		ACCOUNT		INVOICE		
NUMBER	DATE	NUMBER		VENDOR	DESCRIPTION	AMOUNT
51214	11/03/2022	199 E 11 6394 00 001 0 22	CTE	Amazon Capital Services	Panasonic AG-UX180 4K Premium Professional Camcorder	2,189.95
51214	11/03/2022	199 E 11 6394 00 001 0 22	CTE	Amazon Capital Services	Credit for Camcorder	-2,189.95
51214	11/03/2022	199 E 11 6399 00 001 0 11	TEX	Amazon Capital Services	Supplies for Texan Academy	129.74
51214	11/03/2022	199 E 11 6399 00 102 0 23	000	Amazon Capital Services	Classroom management and supplies	58.04
51214	11/03/2022	199 E 11 6399 00 041 0 23	000	Amazon Capital Services	Classroom management and supplies	38.37
51214	11/03/2022	199 E 21 6399 00 833 0 23	000	Amazon Capital Services	Classroom management and supplies	18.60
Totals for 51214						4,666.41
51215	11/03/2022	199 E 41 6499 00 701 0 99	000	American Assoc. of Notaries	Notary Application for Missy Cockerham	108.90
Totals for 51215						108.90
51216	11/03/2022	161 E 36 6499 00 001 0 91	TEN	Anderson High School	Tennis: Varsity Tournament 02/03/2023	250.00
Totals for 51216						250.00
51217	11/03/2022	161 E 36 6399 00 001 0 91	FTB	Athletic Supply Inc.	Football Supplies and Equipment	15,591.00
Totals for 51217						15,591.00
51218	11/03/2022	161 E 36 6499 00 001 0 91	TEN	Austin Tennis Academy	Tennis: Varsity Tournament 03/09/2023	230.00
Totals for 51218						230.00
51219	11/03/2022	199 E 11 6399 00 101 0 11	ART	Blick Art Materials LLC	Art Supplies for Mrs. Barbee	98.29
51219	11/03/2022	461 E 36 6499 35 101 0 99	000	Blick Art Materials LLC	Art Supplies for Mrs. Barbee	18.43
51219	11/03/2022	199 E 11 6399 00 001 0 11	ART	Blick Art Materials LLC	Art Supplies	17.66
Totals for 51219						134.38
51220	11/03/2022	199 E 41 6411 MI 701 0 99	000	Bonewald, Gregory	Travel Reimbursement 10/1 - 10/31/22	415.44
Totals for 51220						415.44
51222	11/03/2022	240 E 35 6341 BK 102 0 99	SCA	Brothers Food Service	Breakfast/Lunch Produce Blue Hole	99.45
51222	11/03/2022	240 E 35 6341 LU 102 0 99	SCA	Brothers Food Service	Breakfast/Lunch Produce Blue Hole	341.70
51222	11/03/2022	240 E 35 6341 BK 101 0 99	SCA	Brothers Food Service	Breakfast/Lunch Food - Jacobs Well	89.15
51222	11/03/2022	240 E 35 6341 LU 101 0 99	SCA	Brothers Food Service	Breakfast/Lunch Food - Jacobs Well	380.85
51222	11/03/2022	240 E 35 6341 BK 041 0 99	SCA	Brothers Food Service	Breakfast/Lunch Food - Danforth	57.86
51222	11/03/2022	240 E 35 6341 LU 041 0 99	SCA	Brothers Food Service	Breakfast/Lunch Food - Danforth	296.09
51222	11/03/2022	240 E 35 6341 BK 001 0 99	SCA	Brothers Food Service	Breakfast/Lunch Food - High School	76.73
51222	11/03/2022	240 E 35 6341 LU 001 0 99	SCA	Brothers Food Service	Breakfast/Lunch Food - High School	384.32
51222	11/03/2022	240 E 35 6341 BK 102 0 99	SCA	Brothers Food Service	Breakfast/Lunch Produce	63.86
51222	11/03/2022	240 E 35 6341 LU 102 0 99	SCA	Brothers Food Service	Breakfast/Lunch Produce	358.14
51222	11/03/2022	240 E 35 6341 BK 102 0 99	SCA	Brothers Food Service	Breakfast/Lunch Produce	76.10

CHECK		CHECK		ACCOUNT		INVOICE				
NUMBER	DATE	NUMBER			VENDOR	DESCRIPTION			AMOUNT	
51222	11/03/2022	240 E 35 6341 LU 102 0 99 SCA	Brothers Food Service	Breakfast/Lunch Produce					381.00	
51222	11/03/2022	240 E 35 6341 BK 101 0 99 SCA	Brothers Food Service	Breakfast/Lunch Food - Jacob's Well					115.71	
51222	11/03/2022	240 E 35 6341 LU 101 0 99 SCA	Brothers Food Service	Breakfast/Lunch Food - Jacob's Well					401.84	
51222	11/03/2022	240 E 35 6341 BK 101 0 99 SCA	Brothers Food Service	Breakfast/Lunch Food					115.14	
51222	11/03/2022	240 E 35 6341 LU 101 0 99 SCA	Brothers Food Service	Breakfast/Lunch Food					373.36	
51222	11/03/2022	240 E 35 6341 BK 001 0 99 SCA	Brothers Food Service	Breakfast/Lunch Food					69.80	
51222	11/03/2022	240 E 35 6341 LU 001 0 99 SCA	Brothers Food Service	Breakfast/Lunch Food					426.00	
									Totals for 51222	4,107.10
51224	11/03/2022	461 E 36 6499 A4 001 0 91 000	Centex Recognition	Gym Sponsor Sign					15.00	
51224	11/03/2022	461 E 36 6499 AA 001 0 91 000	Centex Recognition	Gym Sponsor Sign					15.00	
51224	11/03/2022	461 E 36 6499 A6 001 0 91 000	Centex Recognition	Tennis Spirit Tees					498.10	
51224	11/03/2022	461 E 36 6499 A3 041 0 91 000	Centex Recognition	JH Football Gameday shirts					1,156.25	
51224	11/03/2022	461 E 36 6499 A6 001 0 91 000	Centex Recognition	Tennis Hat Reorder					600.00	
51224	11/03/2022	461 E 36 6499 A6 001 0 91 000	Centex Recognition	Tennis Playoff Shirts					484.00	
51224	11/03/2022	461 E 36 6499 A4 001 0 91 000	Centex Recognition	Volleyball Whiteout Shirts					1,040.00	
51224	11/03/2022	461 E 36 6499 A3 001 0 91 000	Centex Recognition	Lil Texan Posse					550.80	
51224	11/03/2022	461 E 36 6499 A5 041 0 91 000	Centex Recognition	HS/JH XC Shirts					657.70	
51224	11/03/2022	461 E 36 6499 A5 001 0 91 000	Centex Recognition	HS/JH XC Shirts					454.70	
51224	11/03/2022	461 E 36 6499 A3 001 0 91 000	Centex Recognition	Gameday Polos					1,746.70	
51224	11/03/2022	461 E 36 6499 AD 001 0 91 000	Centex Recognition	State Track Shirts					191.50	
51224	11/03/2022	461 E 36 6499 52 001 0 99 000	Centex Recognition	FCA T Shirts					576.00	
									Totals for 51224	7,985.75
51225	11/03/2022	244 E 11 6395 00 001 3 22 000	CEV Multimedia, Ltd.	***Perkins*** iCEV Student Licenses-Annual Renewal					3,000.00	
									Totals for 51225	3,000.00
51226	11/03/2022	199 E 41 6399 00 701 0 99 000	Clear Visions, Inc.	Notecards for Superintendent					367.00	
									Totals for 51226	367.00
51228	11/03/2022	199 E 34 6249 00 805 0 99 000	Conley Enterprises Co. Inc.	Vehicle Inspections, Bus #21					7.00	
51228	11/03/2022	199 E 34 6249 00 805 0 99 000	Conley Enterprises Co. Inc.	Vehicle Inspections, Bus #4					7.00	
51228	11/03/2022	199 E 34 6249 00 805 0 99 000	Conley Enterprises Co. Inc.	Vehicle Inspections, Bus #36					7.00	
51228	11/03/2022	199 E 34 6249 00 805 0 99 000	Conley Enterprises Co. Inc.	Vehicle Inspections, Bus #37					7.00	
51228	11/03/2022	199 E 34 6249 00 805 0 99 000	Conley Enterprises Co. Inc.	Vehicle Inspections, Bus #41					7.00	
51228	11/03/2022	199 E 34 6249 00 805 0 99 000	Conley Enterprises Co. Inc.	Vehicle Inspections, Bus #TS-50					7.00	
									Totals for 51228	42.00
51229	11/03/2022	199 E 51 6319 00 001 0 99 000	Dealers Electrical Supply	electrical supplies for all schools					71.90	

CHECK		CHECK		ACCOUNT				INVOICE				
NUMBER	DATE	NUMBER					VENDOR	DESCRIPTION			AMOUNT	
51229	11/03/2022	199 E 51 6319 00 041 0 99 000					Dealers Electrical Supply	electrical supplies for all schools			71.90	
51229	11/03/2022	199 E 51 6319 00 101 0 99 000					Dealers Electrical Supply	electrical supplies for all schools			71.90	
51229	11/03/2022	199 E 51 6319 00 102 0 99 BHP					Dealers Electrical Supply	electrical supplies for all schools			71.93	
Totals for 51229											287.63	
51231	11/03/2022	161 E 36 6244 00 808 0 91 ZAB					Dex Imaging LLC	2022-2023: District Copy Maintenance - October 2022			147.30	
51231	11/03/2022	199 E 11 6244 00 001 0 11 ZAB					Dex Imaging LLC	2022-2023: District Copy Maintenance - October 2022			54.50	
51231	11/03/2022	199 E 11 6244 00 041 0 11 ZAB					Dex Imaging LLC	2022-2023: District Copy Maintenance - October 2022			298.73	
51231	11/03/2022	199 E 11 6244 00 102 0 11 ZAB					Dex Imaging LLC	2022-2023: District Copy Maintenance - October 2022			706.55	
51231	11/03/2022	199 E 12 6244 00 001 0 99 ZAB					Dex Imaging LLC	2022-2023: District Copy Maintenance - October 2022			94.67	
51231	11/03/2022	199 E 12 6244 00 041 0 99 ZAB					Dex Imaging LLC	2022-2023: District Copy Maintenance - October 2022			4.33	
51231	11/03/2022	199 E 21 6244 00 832 0 99 ZAB					Dex Imaging LLC	2022-2023: District Copy Maintenance - October 2022			15.38	
51231	11/03/2022	199 E 21 6244 00 833 0 23 ZAB					Dex Imaging LLC	2022-2023: District Copy Maintenance - October 2022			322.73	
51231	11/03/2022	199 E 23 6244 00 001 0 99 ZAB					Dex Imaging LLC	2022-2023: District Copy Maintenance - October 2022			51.02	
51231	11/03/2022	199 E 23 6244 00 041 0 99 ZAB					Dex Imaging LLC	2022-2023: District Copy Maintenance - October 2022			78.46	
51231	11/03/2022	199 E 23 6244 00 101 0 99 ZAB					Dex Imaging LLC	2022-2023: District Copy Maintenance - October 2022			222.53	
51231	11/03/2022	199 E 23 6244 00 102 0 99 ZAB					Dex Imaging LLC	2022-2023: District Copy Maintenance - October 2022			771.00	
51231	11/03/2022	199 E 31 6244 00 001 0 99 ZAB					Dex Imaging LLC	2022-2023: District Copy Maintenance - October 2022			61.01	
51231	11/03/2022	199 E 31 6244 00 041 0 99 ZAB					Dex Imaging LLC	2022-2023: District Copy Maintenance - October 2022			112.96	
51231	11/03/2022	199 E 34 6244 00 805 0 99 ZAB					Dex Imaging LLC	2022-2023: District Copy Maintenance - October 2022			19.36	
51231	11/03/2022	199 E 41 6244 00 701 0 99 ZAB					Dex Imaging LLC	2022-2023: District Copy Maintenance - October 2022			131.74	
51231	11/03/2022	199 E 41 6244 00 750 0 99 ZAB					Dex Imaging LLC	2022-2023: District Copy Maintenance - October 2022			39.05	
51231	11/03/2022	199 E 51 6244 00 830 0 99 ZAB					Dex Imaging LLC	2022-2023: District Copy Maintenance - October 2022			26.89	
51231	11/03/2022	199 E 53 6244 00 831 0 99 ZAB					Dex Imaging LLC	2022-2023: District Copy Maintenance - October 2022			11.53	
51231	11/03/2022	199 E 41 6244 HR 750 0 99 ZAB					Dex Imaging LLC	2022-2023: District Copy Maintenance - October 2022			74.68	
51231	11/03/2022	240 E 35 6244 00 999 0 99 000					Dex Imaging LLC	2022-2023: District Copy Maintenance - October 2022			7.69	
51231	11/03/2022	199 E 11 6244 00 101 0 11 ZAB					Dex Imaging LLC	2022-2023: District Copy Maintenance - October 2022			39.57	
51231	11/03/2022	199 E 11 6244 00 001 0 11 ZAB					Dex Imaging LLC	2022-2023: District Copy Maintenance - October 2022			34.85	
51231	11/03/2022	199 E 11 6244 00 001 0 11 ZAB					Dex Imaging LLC	2022-2023: District Copy Maintenance - October 2022			650.66	
51231	11/03/2022	199 E 11 6244 00 041 0 11 ZAB					Dex Imaging LLC	2022-2023: District Copy Maintenance - October 2022			764.03	
51231	11/03/2022	199 E 11 6244 00 101 0 11 ZAB					Dex Imaging LLC	2022-2023: District Copy Maintenance - October 2022			480.26	
51231	11/03/2022	199 E 11 6244 00 102 0 11 ZAB					Dex Imaging LLC	2022-2023: District Copy Maintenance - October 2022			150.98	
Totals for 51231											5,372.46	
51232	11/03/2022	199 E 36 6412 00 001 0 99 SPC					East Central ISD	Speech & Debate Competition Fee			486.00	
Totals for 51232											486.00	
51233	11/03/2022	865 E 36 6499 50 001 0 22 000					Ewell Educational Services, Inc.	Judging Card Fees			1,561.00	
51233	11/03/2022	199 E 11 6399 00 001 0 22 AGR					Ewell Educational Services, Inc.	Judging Card Fees			470.00	

CHECK CHECK		ACCOUNT	INVOICE		AMOUNT	
NUMBER	DATE	NUMBER	VENDOR	DESCRIPTION		
					Totals for 51233	2,031.00
51234	11/03/2022	865 E 36 6499 50 001 0 22 000	Texas FFA Association	2022 Excellence Conference - Texas A&M		480.00
					Totals for 51234	480.00
51235	11/03/2022	199 E 11 6399 00 041 0 11 SCI	Flinn Scientific, Inc.	Lead Nitrate, Lab Grade, 500G		17.95
					Totals for 51235	17.95
51236	11/03/2022	199 E 41 6211 00 701 0 99 000	The Fowler Law Firm, P.C.	3494-008 Business and Contracts		2,475.00
51236	11/03/2022	199 E 41 6211 00 701 0 99 000	The Fowler Law Firm, P.C.	3494-001 General Representation		3,787.50
					Totals for 51236	6,262.50
51237	11/03/2022	199 E 11 6399 04 101 0 11 GEN	FUN AND FUNCTION	Supplies for Ms. Parma		25.94
					Totals for 51237	25.94
51238	11/03/2022	161 E 36 6499 00 001 0 91 TEN	Georgetown ISD	Tennis: JV Tournament 11/03/2022		150.00
51238	11/03/2022	161 E 36 6499 00 001 0 91 TEN	Georgetown ISD	Tennis: JV Tournament 01/26/2023 Varsity Tournament 02/24/2023		350.00
					Totals for 51238	500.00
51239	11/03/2022	161 E 36 6499 00 001 0 91 SWN	Hays CISD	Johnson HS Athletics Swim Meet		120.00
					Totals for 51239	120.00
51240	11/03/2022	199 E 52 6299 00 001 0 99 000	Hays County Auditor	Quarter 4- July to September 2022 SRO		8,877.61
51240	11/03/2022	199 E 52 6299 00 041 0 99 000	Hays County Auditor	Quarter 4- July to September 2022 SRO		8,877.61
51240	11/03/2022	199 E 52 6299 00 101 0 99 000	Hays County Auditor	Quarter 4- July to September 2022 SRO		8,877.61
51240	11/03/2022	199 E 52 6299 00 102 0 99 000	Hays County Auditor	Quarter 4- July to September 2022 SRO		8,877.60
					Totals for 51240	35,510.43
51241	11/03/2022	161 E 36 6399 00 001 0 91 000	Hill Country Springs	5 gal water delivery - October 20		52.99
					Totals for 51241	52.99
51242	11/03/2022	199 E 51 6299 00 830 0 99 000	Herrgon Maintenance LLC	22-23 OPEN PO LAWN MAINT SERVICE CONTRACT		9,116.67
					Totals for 51242	9,116.67
51243	11/03/2022	199 E 51 6249 00 001 0 99 000	Hired Killers, Inc.	22/23 OPEN PO PEST CONTROL FOR ALL CAMP		167.82
51243	11/03/2022	199 E 51 6249 00 041 0 99 000	Hired Killers, Inc.	22/23 OPEN PO PEST CONTROL FOR ALL CAMP		90.92
51243	11/03/2022	199 E 51 6249 00 101 0 99 000	Hired Killers, Inc.	22/23 OPEN PO PEST CONTROL FOR ALL CAMP		90.92
51243	11/03/2022	199 E 51 6249 00 102 0 99 000	Hired Killers, Inc.	22/23 OPEN PO PEST CONTROL FOR ALL CAMP		90.92

CHECK		CHECK		ACCOUNT		INVOICE				
NUMBER	DATE	NUMBER				VENDOR	DESCRIPTION			AMOUNT
51243	11/03/2022	199 E 51 6249 02 800 0 99 000				Hired Killers, Inc.	22/23 OPEN PO PEST CONTROL FOR ALL CAMP			144.75
51243	11/03/2022	199 E 51 6249 02 804 0 99 000				Hired Killers, Inc.	22/23 OPEN PO PEST CONTROL FOR ALL CAMP			56.28
51243	11/03/2022	199 E 51 6249 02 805 0 99 000				Hired Killers, Inc.	22/23 OPEN PO PEST CONTROL FOR ALL CAMP			56.28
51243	11/03/2022	199 E 51 6249 02 830 0 99 000				Hired Killers, Inc.	22/23 OPEN PO PEST CONTROL FOR ALL CAMP			56.19
51243	11/03/2022	199 E 51 6249 00 102 0 99 BHP				Hired Killers, Inc.	22/23 OPEN PO PEST CONTROL FOR ALL CAMP			90.92
									Totals for 51243	845.00
51244	11/03/2022	461 E 36 6499 A0 001 0 91 000				Johnstone Supply	A/C for Tennis Concession Stand			1,659.25
									Totals for 51244	1,659.25
51245	11/03/2022	199 E 34 6319 00 805 0 99 000				Kyrish Truck Centers of Austin	Bus 31 and Bus 38 Springs			1,289.90
									Totals for 51245	1,289.90
51246	11/03/2022	240 E 35 6341 LU 001 0 99 000				Labatt Food Service LLC	Breakfast Food/Non-Food Lunch Food/Non-Food - High School			2,760.47
51246	11/03/2022	240 E 35 6341 BK 001 0 99 000				Labatt Food Service LLC	Breakfast Food/Non-Food Lunch Food/Non-Food - High School			283.44
51246	11/03/2022	240 E 35 6342 BK 001 0 99 000				Labatt Food Service LLC	Breakfast Food/Non-Food Lunch Food/Non-Food - High School			8.06
51246	11/03/2022	240 E 35 6342 LU 001 0 99 000				Labatt Food Service LLC	Breakfast Food/Non-Food Lunch Food/Non-Food - High School			24.16
51246	11/03/2022	240 E 35 6341 BK 999 0 99 SCA				Labatt Food Service LLC	Breakfast Food/Non-Food Lunch Food/Non-Food - High School			10.00
51246	11/03/2022	240 E 35 6341 LU 001 0 99 SCA				Labatt Food Service LLC	Breakfast Food/Non-Food Lunch Food/Non-Food - High School			69.36
51246	11/03/2022	240 E 35 6341 LU 041 0 99 000				Labatt Food Service LLC	Breakfast/Lunch Food and Non-Food - Danforth			2,603.21
51246	11/03/2022	240 E 35 6341 BK 041 0 99 000				Labatt Food Service LLC	Breakfast/Lunch Food and Non-Food - Danforth			682.64
51246	11/03/2022	240 E 35 6342 BK 041 0 99 000				Labatt Food Service LLC	Breakfast/Lunch Food and Non-Food - Danforth			21.09
51246	11/03/2022	240 E 35 6342 LU 041 0 99 000				Labatt Food Service LLC	Breakfast/Lunch Food and Non-Food - Danforth			63.24
									Totals for 51246	6,525.67
51247	11/03/2022	199 E 51 6259 08 001 0 99 000				LogMeIn Communications, Inc	2022-2023: Telephone - November 2022			1,754.56
51247	11/03/2022	199 E 51 6259 08 041 0 99 000				LogMeIn Communications, Inc	2022-2023: Telephone - November 2022			1,172.24
51247	11/03/2022	199 E 51 6259 08 101 0 99 000				LogMeIn Communications, Inc	2022-2023: Telephone - November 2022			886.08
51247	11/03/2022	199 E 51 6259 08 102 0 99 000				LogMeIn Communications, Inc	2022-2023: Telephone - November 2022			1,310.72
51247	11/03/2022	199 E 51 6259 08 804 0 99 000				LogMeIn Communications, Inc	2022-2023: Telephone - November 2022			487.78
51247	11/03/2022	199 E 51 6259 08 805 0 99 000				LogMeIn Communications, Inc	2022-2023: Telephone - November 2022			164.24
51247	11/03/2022	199 E 51 6259 08 808 0 99 000				LogMeIn Communications, Inc	2022-2023: Telephone - November 2022			144.35
51247	11/03/2022	199 E 51 6259 08 807 0 99 000				LogMeIn Communications, Inc	2022-2023: Telephone - November 2022			277.07
51247	11/03/2022	199 E 51 6259 08 836 0 99 000				LogMeIn Communications, Inc	2022-2023: Telephone - November 2022			613.03
									Totals for 51247	6,810.07
51248	11/03/2022	199 E 11 6399 00 001 0 22 MFG				Matheson Tri-Gas, Inc.	2022-2023 Gas Cylinder Rentals			247.50
									Totals for 51248	247.50

CHECK		CHECK		ACCOUNT				INVOICE		
NUMBER	DATE	NUMBER				VENDOR		DESCRIPTION	AMOUNT	
51249	11/03/2022	461 E 36 6499 AA 001 0 91 000				Mima's		Breakfast Tacos for Girls Basketball Scrimmage 10/29/22	70.00	
Totals for 51249									70.00	
51250	11/03/2022	161 E 36 6299 GW 001 0 91 DCO				Morrow, Bryan		Game worker 10/14, 10/20, 10/27	45.00	
51250	11/03/2022	161 E 36 6299 GW 001 0 91 DCO				Morrow, Bryan		Game worker 10/14, 10/20, 10/27	45.00	
51250	11/03/2022	161 E 36 6299 GW 001 0 91 DCO				Morrow, Bryan		Game worker 10/14, 10/20, 10/27	40.00	
Totals for 51250									130.00	
51252	11/03/2022	199 E 34 6319 00 805 0 99 000				NAPA Auto Parts		Bus 21&22 Front Brak and Roter	452.78	
51252	11/03/2022	199 E 34 6319 00 805 0 99 000				NAPA Auto Parts		Bus 21&22 Front Brak and Roter	176.36	
51252	11/03/2022	199 E 34 6319 00 805 0 99 000				NAPA Auto Parts		Bus 21&22 Front Brak and Roter	-352.72	
51252	11/03/2022	199 E 34 6319 00 805 0 99 000				NAPA Auto Parts		Bus 21 & 22 Parts	179.09	
51252	11/03/2022	199 E 34 6319 00 805 0 99 000				NAPA Auto Parts		Bus 21 & 22 Parts	179.09	
51252	11/03/2022	199 E 34 6319 00 805 0 99 000				NAPA Auto Parts		Bus 37 gasket	5.54	
51252	11/03/2022	199 E 34 6319 00 805 0 99 000				NAPA Auto Parts		Bus 37 front brakes and drums	587.74	
Totals for 51252									1,227.88	
51253	11/03/2022	161 E 36 6499 PD 001 0 91 TEN				Northside ISD		Tennis Playoff Facility Rental: Annemarie Tennis Center 10/20/2022-10/21/2022	100.00	
Totals for 51253									100.00	
51255	11/03/2022	240 E 35 6341 BK 102 0 99 000				DFA Dairy Brands DALLAS		Breakfast/Lunch Food - Blue Hole	33.43	
51255	11/03/2022	240 E 35 6341 LU 102 0 99 000				DFA Dairy Brands DALLAS		Breakfast/Lunch Food - Blue Hole	100.29	
51255	11/03/2022	240 E 35 6341 BK 102 0 99 000				DFA Dairy Brands DALLAS		Breakfast/Lunch Food - Blue Hole	66.48	
51255	11/03/2022	240 E 35 6341 LU 102 0 99 000				DFA Dairy Brands DALLAS		Breakfast/Lunch Food - Blue Hole	200.66	
51255	11/03/2022	240 E 35 6341 BK 101 0 99 000				DFA Dairy Brands DALLAS		Breakfast/Lunch Food - Jacob's Well	60.14	
51255	11/03/2022	240 E 35 6341 LU 101 0 99 000				DFA Dairy Brands DALLAS		Breakfast/Lunch Food - Jacob's Well	140.34	
51255	11/03/2022	240 E 35 6341 BK 101 0 99 000				DFA Dairy Brands DALLAS		Breakfast/Lunch Food - Jacob's Well	60.11	
51255	11/03/2022	240 E 35 6341 LU 101 0 99 000				DFA Dairy Brands DALLAS		Breakfast/Lunch Food - Jacob's Well	140.27	
51255	11/03/2022	240 E 35 6341 LU 041 0 99 000				DFA Dairy Brands DALLAS		Breakfast/Lunch Food - Danforth	102.93	
51255	11/03/2022	240 E 35 6341 BK 041 0 99 000				DFA Dairy Brands DALLAS		Breakfast/Lunch Food - Danforth	33.43	
51255	11/03/2022	240 E 35 6341 LU 041 0 99 000				DFA Dairy Brands DALLAS		Breakfast/Lunch Food - Danforth	102.93	
51255	11/03/2022	240 E 35 6341 BK 041 0 99 000				DFA Dairy Brands DALLAS		Breakfast/Lunch Food - Danforth	33.43	
51255	11/03/2022	240 E 35 6341 LU 001 0 99 000				DFA Dairy Brands DALLAS		Breakfast/Lunch Food - High School	102.85	
51255	11/03/2022	240 E 35 6341 BK 001 0 99 000				DFA Dairy Brands DALLAS		Breakfast/Lunch Food - High School	33.41	
51255	11/03/2022	240 E 35 6341 LU 001 0 99 000				DFA Dairy Brands DALLAS		Breakfast/Lunch Food - High School	65.68	
51255	11/03/2022	240 E 35 6341 BK 001 0 99 000				DFA Dairy Brands DALLAS		Breakfast/Lunch Food - High School	20.90	
Totals for 51255									1,297.28	

CHECK		CHECK		ACCOUNT		INVOICE			
NUMBER	DATE	NUMBER			VENDOR	DESCRIPTION		AMOUNT	
51256	11/03/2022	199 E 51 6259 10 806 0 99 000			PEC	2022-2023: Electric - October 2022		291.66	
51256	11/03/2022	199 E 51 6259 10 808 0 99 000			PEC	2022-2023: Electric - October 2022		6,778.69	
51256	11/03/2022	199 E 51 6259 10 001 0 99 000			PEC	2022-2023: Electric - Oct 2022		14,009.33	
51256	11/03/2022	199 E 51 6259 10 041 0 99 000			PEC	2022-2023: Electric - Oct 2022		8,639.78	
51256	11/03/2022	199 E 51 6259 10 101 0 99 000			PEC	2022-2023: Electric - Oct 2022		8,069.45	
51256	11/03/2022	199 E 51 6259 10 102 0 99 000			PEC	2022-2023: Electric - Oct 2022		6,885.50	
51256	11/03/2022	199 E 51 6259 10 800 0 99 000			PEC	2022-2023: Electric - Oct 2022		1,116.49	
51256	11/03/2022	199 E 51 6259 10 801 0 99 000			PEC	2022-2023: Electric - Oct 2022		373.39	
51256	11/03/2022	199 E 51 6259 10 802 0 99 000			PEC	2022-2023: Electric - Oct 2022		373.39	
51256	11/03/2022	199 E 51 6259 10 804 0 99 000			PEC	2022-2023: Electric - Oct 2022		835.53	
51256	11/03/2022	199 E 51 6259 10 805 0 99 000			PEC	2022-2023: Electric - Oct 2022		373.38	
51256	11/03/2022	199 E 51 6259 10 806 0 99 000			PEC	2022-2023: Electric - Oct 2022		105.15	
51256	11/03/2022	199 E 51 6259 10 830 0 99 000			PEC	2022-2023: Electric - Oct 2022		813.24	
51256	11/03/2022	199 E 51 6259 10 836 0 99 000			PEC	2022-2023: Electric - Oct 2022		2,507.69	
Totals for 51256								51,172.67	
51257	11/03/2022	199 E 11 6399 00 001 0 11 CH1			J W Pepper & Son, Inc.	Choir Music for Winter Concert.		154.74	
51257	11/03/2022	199 E 11 6399 00 001 0 11 CH1			J W Pepper & Son, Inc.	Choir Music for Winter Concert.		45.00	
Totals for 51257								199.74	
51258	11/03/2022	199 E 11 6219 00 833 0 23 SHR			Perez, Amanda	Physical Therapy Services for children ages 3-21		262.50	
51258	11/03/2022	199 E 11 6219 00 833 0 23 000			Perez, Amanda	Physical Therapy Services for children ages 3-21		3,862.50	
51258	11/03/2022	199 E 11 6219 00 833 0 23 ECI			Perez, Amanda	Physical Therapy Services for children ages 3-21		600.00	
Totals for 51258								4,725.00	
51259	11/03/2022	199 E 11 6329 00 041 0 11 ENG			Perfection Learning Corp.	Books for English		552.65	
Totals for 51259								552.65	
51260	11/03/2022	199 E 36 6412 00 001 0 99 UIL			Pflugerville High School	UIL Competition Fee		435.00	
Totals for 51260								435.00	
51261	11/03/2022	199 E 11 6399 00 001 0 22 MFG			PMI Steel Pipe	Supplies for welding		1,700.60	
Totals for 51261								1,700.60	
51262	11/03/2022	161 E 36 6399 00 001 0 91 FTB			Riddell	Football Helmets		1,987.45	
51262	11/03/2022	161 E 36 6399 00 001 0 91 FTB			Riddell	Chinstrap-Football		244.00	
Totals for 51262								2,231.45	
51263	11/03/2022	461 E 36 6499 A4 001 0 91 000			Sam's Club Direct	High School Volleyball Concessions		235.20	

CHECK		CHECK		ACCOUNT		INVOICE			
NUMBER	DATE	NUMBER			VENDOR	DESCRIPTION		AMOUNT	
51263	11/03/2022	461 E 36 6499 A4 001 0 91 000			Sam's Club Direct	High School Volleyball Concessions		211.23	
51263	11/03/2022	461 E 36 6499 A4 001 0 91 000			Sam's Club Direct	High School Volleyball Concessions		238.96	
51263	11/03/2022	461 E 36 6499 A4 001 0 91 000			Sam's Club Direct	High School Volleyball Concessions		96.08	
							Totals for 51263	781.47	
51264	11/03/2022	461 E 36 6499 61 001 0 99 000			Sam's Club Direct	Vending Supplies.		348.50	
							Totals for 51264	348.50	
51265	11/03/2022	199 E 34 6499 00 805 0 99 000			Secured Mobility LLC dba	Student ID Badges		1,632.00	
							Totals for 51265	1,632.00	
51266	11/03/2022	199 E 11 6399 00 041 0 11 MTH			Staples Business Advantage	Supplies MTH		199.80	
51266	11/03/2022	199 E 11 6399 00 041 0 11 MTH			Staples Business Advantage	Supplies MTH		256.48	
							Totals for 51266	456.28	
51267	11/03/2022	199 E 41 6419 00 702 0 99 000			TASB, Inc	On-Line Learning Center Update from the 87th Legislature - Will Conley		50.00	
51267	11/03/2022	199 E 41 6419 00 702 0 99 000			TASB, Inc	On-Line Learning Center Updates to Sexual Health Education: What Trustees Need to Know		25.00	
							Totals for 51267	75.00	
51268	11/03/2022	199 E 51 6319 00 101 0 99 000			Tex-Air Filters	JWE air filters		665.03	
							Totals for 51268	665.03	
51269	11/03/2022	199 E 41 6499 00 750 0 99 HRS			Texas Dept of Public Safety	2022-2023 - HR Secure Site CCH Name Search and Clearinghouse Records Retrieval		1.00	
							Totals for 51269	1.00	
51270	11/03/2022	461 E 36 6499 PV 001 0 99 000			Texas Dept of Motor Vehicles	Monthly vehicle inquiry usage fee.		26.48	
							Totals for 51270	26.48	
51271	11/03/2022	199 E 51 6249 00 041 0 99 000			Texas Dept of Licensing	Danforth Jr High School Certificate of Operation 08/02/2017		70.00	
							Totals for 51271	70.00	
51272	11/03/2022	240 E 35 6341 LU 101 0 99 000			The New World Bakery, Inc	Breakfast/Lunch Food - Jacob's Well '		54.00	
51272	11/03/2022	240 E 35 6341 LU 041 0 99 000			The New World Bakery, Inc	Breakfast/Lunch Food - Danforth		49.57	
51272	11/03/2022	240 E 35 6341 BK 041 0 99 000			The New World Bakery, Inc	Breakfast/Lunch Food - Danforth		16.43	
51272	11/03/2022	240 E 35 6341 LU 001 0 99 000			The New World Bakery, Inc	Breakfast/Lunch Food - High School		64.80	
51272	11/03/2022	240 E 35 6341 BK 001 0 99 000			The New World Bakery, Inc	Breakfast/Lunch Food - High School		22.68	

CHECK		CHECK		ACCOUNT		INVOICE			
NUMBER	DATE	NUMBER			VENDOR	DESCRIPTION		AMOUNT	
51272	11/03/2022	240 E 35 6341 LU 001 0 99 000			The New World Bakery, Inc	Breakfast/Lunch Food - High School		38.50	
51272	11/03/2022	240 E 35 6341 BK 001 0 99 000			The New World Bakery, Inc	Breakfast/Lunch Food - High School		19.00	
								Totals for 51272	264.98
51273	11/03/2022	240 E 35 6395 00 999 0 99 000			TITAN School Solutions Inc.	Student Nutrition Program/Software 4 Year Agreement Paid Annually		8,490.00	
								Totals for 51273	8,490.00
51274	11/03/2022	199 E 51 6249 00 001 0 99 000			Turnkey Security, Inc.	22-23 November - SECURITY MONITORING SERVICE FEE		75.00	
51274	11/03/2022	199 E 51 6249 00 041 0 99 000			Turnkey Security, Inc.	22-23 November - SECURITY MONITORING SERVICE FEE		25.00	
51274	11/03/2022	199 E 51 6249 00 101 0 99 000			Turnkey Security, Inc.	22-23 November - SECURITY MONITORING SERVICE FEE		25.00	
51274	11/03/2022	199 E 51 6249 00 102 0 99 000			Turnkey Security, Inc.	22-23 November - SECURITY MONITORING SERVICE FEE		25.00	
51274	11/03/2022	199 E 51 6249 00 804 0 99 000			Turnkey Security, Inc.	22-23 November - SECURITY MONITORING SERVICE FEE		25.00	
51274	11/03/2022	199 E 51 6249 00 805 0 99 000			Turnkey Security, Inc.	22-23 November - SECURITY MONITORING SERVICE FEE		25.00	
51274	11/03/2022	199 E 51 6249 00 102 0 99 BHP			Turnkey Security, Inc.	22-23 November - SECURITY MONITORING SERVICE FEE		25.00	
51274	11/03/2022	199 E 52 6396 00 810 0 99 000			Turnkey Security, Inc.	Exacq Video Server		19,908.60	
								Totals for 51274	20,133.60
51275	11/03/2022	865 E 36 6499 15 041 0 99 000			Varsity Spirit Brands	Sign Bags		31.95	
								Totals for 51275	31.95
51276	11/03/2022	195 E 53 6395 LF 831 0 99 000			Verizon	Verizon distance learning prepayment		1,066.90	
								Totals for 51276	1,066.90
51277	11/03/2022	199 E 11 6399 00 101 0 11 GEN			Wells Fargo Bank - Cash	Meds		20.11	
								Totals for 51277	20.11
51278	11/03/2022	161 E 36 6499 00 001 0 91 TEN			Westwood High School	Tennis: JV Fall Tournament 11/17/2022		140.00	
51278	11/03/2022	161 E 36 6499 00 001 0 91 TEN			Westwood High School	Tennis: JV Spring Tournament 02/09/2023		150.00	
51278	11/03/2022	161 E 36 6499 00 001 0 91 TEN			Westwood High School	Tennis: Varsity Tournament 02/17/2023		300.00	
								Totals for 51278	590.00
51281	11/03/2022	199 E 11 6399 00 001 0 22 MFG			Wimberley Ace Hardware	Supplies Open PO		259.90	
51281	11/03/2022	199 E 51 6319 00 808 0 99 000			Wimberley Ace Hardware	SEP - FEB 22-23 OPEN PO FOR MAINT SUPPLIES AND MATERIALS		5.60	
51281	11/03/2022	199 E 51 6319 00 041 0 99 000			Wimberley Ace Hardware	SEP - FEB 22-23 OPEN PO FOR MAINT SUPPLIES AND MATERIALS		16.99	
51281	11/03/2022	199 E 51 6319 00 001 0 99 000			Wimberley Ace Hardware	SEP - FEB 22-23 OPEN PO FOR MAINT SUPPLIES AND MATERIALS		8.49	
51281	11/03/2022	199 E 51 6319 00 808 0 99 000			Wimberley Ace Hardware	SEP - FEB 22-23 OPEN PO FOR MAINT SUPPLIES AND MATERIALS		11.78	
51281	11/03/2022	199 E 51 6319 00 041 0 99 000			Wimberley Ace Hardware	SEP - FEB 22-23 OPEN PO FOR MAINT SUPPLIES AND MATERIALS		13.59	
51281	11/03/2022	199 E 51 6319 00 041 0 99 000			Wimberley Ace Hardware	SEP - FEB 22-23 OPEN PO FOR MAINT SUPPLIES AND MATERIALS		9.99	

CHECK		CHECK		ACCOUNT		INVOICE			
NUMBER	DATE	NUMBER			VENDOR	DESCRIPTION		AMOUNT	
51296	11/10/2022	199 E 52 6399 00 811 0 99 000			Amazon Capital Services	supplies for student services		335.41	
51296	11/10/2022	162 E 11 6399 00 041 0 11 000			Amazon Capital Services	Classroom Supplies		228.76	
51296	11/10/2022	199 E 11 6399 00 001 0 11 TEX			Amazon Capital Services	Supplies for Texan Academy		37.96	
51296	11/10/2022	199 E 11 6394 00 101 0 11 TEC			Amazon Capital Services	Monitors for Computer Lab		1,424.85	
51296	11/10/2022	199 E 11 6399 01 102 0 11 GEN			Amazon Capital Services	White Cardstock-1 Colored Cardstock-1 12 pack magnetic clips heavy duty -1 20 magnetic clips (smaller)- 1 120 pieces cool Bookmarks - 1 2 pck acrylic clipboard Dry erase marker holder- 1 ADVANTUS E-Z Grader Chart, 8-1/2 x 4-3/4 x 1/8 Inches, Standard Size Print, Green 60 Pieces Morning Meeting Chips for Kids Turkey Claus hardcover book Turkey Trick or Treat		99.52	
51296	11/10/2022	162 E 11 6399 00 001 0 11 000			Amazon Capital Services	band rain gear		125.95	
51296	11/10/2022	162 E 11 6399 00 001 0 11 000			Amazon Capital Services	cymbal bag and bass drum padding		152.93	
51296	11/10/2022	162 E 11 6399 00 001 0 11 000			Amazon Capital Services	bungee cords		30.96	
51296	11/10/2022	199 E 41 6499 00 701 0 99 000			Amazon Capital Services	certificate kit for business recognition		31.48	
51296	11/10/2022	199 E 52 6399 00 811 0 99 000			Amazon Capital Services	supplies for student services		81.74	
51296	11/10/2022	195 E 11 6395 00 041 0 11 000			Amazon Capital Services	DJHS Tech supplies		34.99	
51296	11/10/2022	199 E 11 6399 05 101 0 11 GEN			Amazon Capital Services	Supplies for Ms. Grantham		51.20	
51296	11/10/2022	199 E 11 6394 00 101 0 11 TEC			Amazon Capital Services	Supplies for Ms. Parma		64.95	
51296	11/10/2022	199 E 11 6399 00 041 0 11 ENG			Amazon Capital Services	English Supplies		119.87	
51296	11/10/2022	199 E 11 6399 00 102 0 11 ART			Amazon Capital Services	Darice Big Value Plastic, 9mm, 1000 Piece Opaque Hygloss Products ABC Wood Beads - Bright Colorations Individual Tempera Cake Classroom Pack Classroom Supplies School Smart - 85604 Value Drawing Paper, 50 lb., 9 x 12 Inches, Soft White Tempera Paint Sticks, 30 Colors Solid Tempera Paint for Kids Pacon Drawing Paper, Manila, 9"X12", Astrobrights(R) Color Card Stock, 8 1/2" Elmer's All Purpose School Glue Sticks DEWEL Colored Masking Tape 1 Inch 6 Roll Rainbow Painter Tape Teacher UCreate Watercolor Paper, White, Bulk, 90lb., 9" x 12", 250 Sheets		733.21	
51296	11/10/2022	199 E 11 6399 00 102 0 11 GEN			Amazon Capital Services	Regal Games - 6-Sided Urea Game Dice Set - Standard 16mm Size - 1000 Count - Black - Perfect for Group Events, Bulk		69.99	
51296	11/10/2022	199 E 11 6399 00 102 0 11 GEN			Amazon Capital Services	Astrobright Cardstock- 17.49 Neenah White Cardstock - 15.99 Westcott 15" paper cutter - 40.73 Bostitch 45 Electric stapler- 47.71 Bostitch staple for stapler - 5.69 x 2= 11.38		117.85	
51296	11/10/2022	199 E 11 6399 01 102 0 11 GEN			Amazon Capital Services	Changjie Furniture Backless Industrial Metal Bar Stool Kitchen Stackable Kids		134.99	
51296	11/10/2022	199 E 11 6399 02 102 0 11 GEN			Amazon Capital Services	BOSTITCH Impulse 45 Sheet Electric Stapler Value Pack -		150.79	

CHECK		CHECK		ACCOUNT		INVOICE			
NUMBER	DATE	NUMBER				VENDOR	DESCRIPTION		AMOUNT
							Double Heavy Duty, Dap Blue Stick Adhesive TOPS Easel Pads, 27 x 34", grid, 50 sheets, carton of 2 \$39.95 Mesh Zipper Pouch, A4 size, 32 pieces \$20.99 Correction Tape 8 pcs White \$8.99 Craftzilla Rainbow Duct Tape 6 rolls \$14.24 Mandalorian Sticker Pack 9 rolls \$5.75		
51296	11/10/2022	199 E 11 6399 00 102 0 11 GEN				Amazon Capital Services	hooks and stamps		80.61
51296	11/10/2022	199 E 11 6399 01 102 0 11 GEN				Amazon Capital Services	Regal Game Dice 300count Neenah white cardstock		71.97
51296	11/10/2022	199 E 11 6399 00 041 0 11 MTH				Amazon Capital Services	Math Supplies		100.28
51296	11/10/2022	199 E 11 6399 00 041 0 11 MTH				Amazon Capital Services	Math Supplies		569.19
51296	11/10/2022	199 E 11 6399 00 041 0 11 GEN				Amazon Capital Services	Social studies Supplies		18.96
							Totals for 51296		9,819.40
51297	11/10/2022	162 E 11 6495 00 041 0 11 000				ATSSB	Dues for ATSSB		75.00
							Totals for 51297		75.00
51298	11/10/2022	865 E 36 6499 CR 101 0 99 000				BJ's Tees LLC	Shirts for Mr. Smith's Class		206.72
							Totals for 51298		206.72
51299	11/10/2022	461 E 36 6499 35 101 0 99 000				Blick Art Materials LLC	Supplies for Art		53.56
							Totals for 51299		53.56
51302	11/10/2022	240 E 35 6341 BK 102 0 99 SCA				Brothers Food Service	Breakfast/Lunch Produce		92.28
51302	11/10/2022	240 E 35 6341 LU 102 0 99 SCA				Brothers Food Service	Breakfast/Lunch Produce		364.82
51302	11/10/2022	240 E 35 6341 BK 101 0 99 SCA				Brothers Food Service	Breakfast/Lunch Food		246.02
51302	11/10/2022	240 E 35 6341 LU 101 0 99 SCA				Brothers Food Service	Breakfast/Lunch Food		300.68
51302	11/10/2022	240 E 35 6341 BK 041 0 99 SCA				Brothers Food Service	Breakfast/Lunch Food		53.18
51302	11/10/2022	240 E 35 6341 LU 041 0 99 SCA				Brothers Food Service	Breakfast/Lunch Food		296.07
51302	11/10/2022	240 E 35 6341 BK 001 0 99 SCA				Brothers Food Service	Breakfast/Lunch Food		57.15
51302	11/10/2022	240 E 35 6341 LU 001 0 99 SCA				Brothers Food Service	Breakfast/Lunch Food		352.10
51302	11/10/2022	240 E 35 6341 BK 102 0 99 SCA				Brothers Food Service	Breakfast/Lunch Produce Blue Hole		5.50
51302	11/10/2022	240 E 35 6341 LU 102 0 99 SCA				Brothers Food Service	Breakfast/Lunch Produce Blue Hole		180.60
51302	11/10/2022	240 E 35 6341 BK 001 0 99 SCA				Brothers Food Service	Breakfast/Lunch Food High School		5.50
51302	11/10/2022	240 E 35 6341 LU 001 0 99 SCA				Brothers Food Service	Breakfast/Lunch Food High School		71.35
51302	11/10/2022	240 E 35 6341 BK 101 0 99 SCA				Brothers Food Service	Breakfast/Lunch Food Jacob's Well		6.60
51302	11/10/2022	240 E 35 6341 LU 101 0 99 SCA				Brothers Food Service	Breakfast/Lunch Food Jacob's Well		15.40
51302	11/10/2022	240 E 35 6341 LU 001 0 99 SCA				Brothers Food Service	Breakfast/Lunch Food High School		45.85
51302	11/10/2022	240 E 35 6341 BK 041 0 99 SCA				Brothers Food Service	Breakfast/Lunch Food - Danforth JH		13.00
51302	11/10/2022	240 E 35 6341 LU 041 0 99 SCA				Brothers Food Service	Breakfast/Lunch Food - Danforth JH		39.00
51302	11/10/2022	240 E 35 6341 BK 102 0 99 SCA				Brothers Food Service	Breakfast/Lunch Produce - Blue Hole		5.50

CHECK		CHECK		ACCOUNT		INVOICE				
NUMBER	DATE	NUMBER				VENDOR	DESCRIPTION			AMOUNT
51302	11/10/2022	240 E 35 6341 LU 102 0 99 SCA				Brothers Food Service	Breakfast/Lunch Produce - Blue Hole			16.50
51302	11/10/2022	240 E 35 6341 BK 101 0 99 SCA				Brothers Food Service	Breakfast/Lunch Food - Jacobs Well			6.60
51302	11/10/2022	240 E 35 6341 LU 101 0 99 SCA				Brothers Food Service	Breakfast/Lunch Food - Jacobs Well			15.40
51302	11/10/2022	240 E 35 6341 BK 102 0 99 SCA				Brothers Food Service	Breakfast/Lunch Produce - Blue Hole			22.46
51302	11/10/2022	240 E 35 6341 LU 102 0 99 SCA				Brothers Food Service	Breakfast/Lunch Produce - Blue Hole			67.39
51302	11/10/2022	240 E 35 6341 BK 041 0 99 SCA				Brothers Food Service	Breakfast/Lunch Food - Danforth			22.46
51302	11/10/2022	240 E 35 6341 LU 041 0 99 SCA				Brothers Food Service	Breakfast/Lunch Food - Danforth			71.34
51302	11/10/2022	240 E 35 6341 BK 101 0 99 SCA				Brothers Food Service	Breakfast/Lunch Food - Jacobs Well			26.96
51302	11/10/2022	240 E 35 6341 LU 101 0 99 SCA				Brothers Food Service	Breakfast/Lunch Food - Jacobs Well			62.89
									Totals for 51302	2,462.60
51303	11/10/2022	865 E 36 6499 GD 101 0 99 000				C.C. Creations LTD	T-shirts for Garden Club			555.00
									Totals for 51303	555.00
51304	11/10/2022	161 E 52 6299 00 001 0 91 SEC				Carpenter, Brian	Security for Wimberley vs. Austin Achieve 11/4/2022			270.00
									Totals for 51304	270.00
51305	11/10/2022	199 E 11 6399 00 041 0 11 ART				CDW Government, Inc.	INK Toner for ART			73.23
51305	11/10/2022	195 E 53 6395 LF 831 0 99 000				CDW Government, Inc.	STARWIND			3,996.00
51305	11/10/2022	195 E 11 6395 CB 999 0 11 000				CDW Government, Inc.	Anywhere CDW Exclusive 36 Bay Cycle Charging Cart			1,900.00
									Totals for 51305	5,969.23
51306	11/10/2022	461 E 36 6499 00 102 0 99 000				Centex Recognition	Staff T-shirts BHP Buckaroo T-Shirts for staff			1,031.40
									Totals for 51306	1,031.40
51307	11/10/2022	461 E 36 6499 A2 041 0 91 000				Chick-fil-A	JH Girls Basketball Concessions 01/05/2023			187.60
									Totals for 51307	187.60
51308	11/10/2022	461 E 36 6499 A2 041 0 91 000				Chick-fil-A	JH Girls Basketball Concessions 01/12/2023			187.60
									Totals for 51308	187.60
51309	11/10/2022	461 E 36 6499 A2 041 0 91 000				Chick-fil-A	JH Girls Basketball Concessions 01/19/2023			187.60
									Totals for 51309	187.60
51310	11/10/2022	461 E 36 6499 A2 041 0 91 000				Chick-fil-A	JH Girls Basketball Concessions 01/26/2023			187.60
									Totals for 51310	187.60
51311	11/10/2022	461 E 36 6499 A2 041 0 91 000				Chick-fil-A	JH Girls Basketball Concessions 02/02/2023			187.60
									Totals for 51311	187.60

CHECK NUMBER	CHECK DATE	ACCOUNT NUMBER	VENDOR	INVOICE DESCRIPTION	AMOUNT
51312	11/10/2022	461 E 36 6499 AA 041 0 91 000	Chick-fil-A	JH Girls Basketball Concessions 11/17/2022	187.60
Totals for 51312					187.60
51313	11/10/2022	461 E 36 6499 AA 041 0 91 000	Chick-fil-A	JH Girls Basketball Concessions 11/10/2022	187.60
Totals for 51313					187.60
51314	11/10/2022	461 E 36 6499 A2 041 0 91 000	Chick-fil-A	JH Girls Basketball Concessions 12/08/2022	187.60
Totals for 51314					187.60
51315	11/10/2022	461 E 36 6499 AA 041 0 91 000	Chick-fil-A	JH Girls Basketball Concessions 12/01/2022	187.60
Totals for 51315					187.60
51316	11/10/2022	461 E 36 6499 A2 041 0 91 000	Chick-fil-A	JH Girls Basketball Concessions 12/15/2022	187.60
Totals for 51316					187.60
51317	11/10/2022	161 E 52 6299 00 001 0 91 SEC	Cornic, Jean-Claude	Security for Wimberley vs. Austin Achieve 11/4/2022	225.00
Totals for 51317					225.00
51318	11/10/2022	199 E 51 6249 00 102 0 99 BHP	Culligan of San Marcos	22/23 OPEN PO MONTHLY SALT FOR BHP	52.75
Totals for 51318					52.75
51320	11/10/2022	199 E 51 6319 00 101 0 99 000	Dealers Electrical Supply	electrical supplies for all schools	12.71
51320	11/10/2022	199 E 51 6319 00 102 0 99 BHP	Dealers Electrical Supply	electrical supplies for all schools	12.73
51320	11/10/2022	199 E 51 6319 00 001 0 99 000	Dealers Electrical Supply	electrical supplies for all schools	148.69
51320	11/10/2022	199 E 51 6319 00 041 0 99 000	Dealers Electrical Supply	electrical supplies for all schools	148.69
51320	11/10/2022	199 E 51 6319 00 101 0 99 000	Dealers Electrical Supply	electrical supplies for all schools	148.69
51320	11/10/2022	199 E 51 6319 00 102 0 99 BHP	Dealers Electrical Supply	electrical supplies for all schools	148.66
51320	11/10/2022	199 E 51 6319 00 001 0 99 000	Dealers Electrical Supply	electrical supplies for all schools	-87.72
51320	11/10/2022	199 E 51 6319 00 041 0 99 000	Dealers Electrical Supply	electrical supplies for all schools	-87.72
51320	11/10/2022	199 E 51 6319 00 101 0 99 000	Dealers Electrical Supply	electrical supplies for all schools	-87.72
51320	11/10/2022	199 E 51 6319 00 102 0 99 BHP	Dealers Electrical Supply	electrical supplies for all schools	-87.71
51320	11/10/2022	199 E 51 6319 00 001 0 99 000	Dealers Electrical Supply	electrical supplies for all schools	129.61
51320	11/10/2022	199 E 51 6319 00 041 0 99 000	Dealers Electrical Supply	electrical supplies for all schools	129.61
51320	11/10/2022	199 E 51 6319 00 101 0 99 000	Dealers Electrical Supply	electrical supplies for all schools	129.61
51320	11/10/2022	199 E 51 6319 00 102 0 99 BHP	Dealers Electrical Supply	electrical supplies for all schools	129.44
51320	11/10/2022	199 E 51 6319 00 001 0 99 000	Dealers Electrical Supply	electrical supplies for all schools	12.48
51320	11/10/2022	199 E 51 6319 00 041 0 99 000	Dealers Electrical Supply	electrical supplies for all schools	12.48
51320	11/10/2022	199 E 51 6319 00 101 0 99 000	Dealers Electrical Supply	electrical supplies for all schools	12.48

CHECK		CHECK		ACCOUNT		INVOICE			
NUMBER	DATE	NUMBER		VENDOR	DESCRIPTION		AMOUNT		
51320	11/10/2022	199 E 51 6319 00 102 0 99 BHP		Dealers Electrical Supply	electrical supplies for all schools		12.48		
51320	11/10/2022	199 E 51 6319 00 041 0 99 000		Dealers Electrical Supply	GFCI breaker - Jr High		341.66		
51320	11/10/2022	199 E 51 6319 00 001 0 99 000		Dealers Electrical Supply	electrical supplies for all schools		12.71		
51320	11/10/2022	199 E 51 6319 00 041 0 99 000		Dealers Electrical Supply	electrical supplies for all schools		12.71		
							Totals for 51320	1,204.57	
51321	11/10/2022	199 E 11 6399 04 101 0 11 GEN		FUN AND FUNCTION	Supplies for Ms. Parma		16.99		
							Totals for 51321	16.99	
51322	11/10/2022	199 E 51 6319 00 041 0 99 000		Grainger, W W	Regulator for JWE water fountain		75.08		
							Totals for 51322	75.08	
51323	11/10/2022	161 E 52 6299 00 001 0 91 SEC		Hays County Sheriff's Office	Vehicle Fee 11/04/2022		105.00		
							Totals for 51323	105.00	
51324	11/10/2022	199 E 11 6399 KI 102 0 25 ESL		Heggerty Phonemic Awareness	Heggerty Primary Curriculum 2022 Kindergarten Curriculum 2022		96.12		
51324	11/10/2022	199 E 11 6329 PK 102 0 25 ESL		Heggerty Phonemic Awareness	Heggerty Primary Curriculum 2022 Kindergarten Curriculum 2022		96.12		
							Totals for 51324	192.24	
51325	11/10/2022	199 E 51 6249 00 804 0 99 000		Herrgon Maintenance LLC	Mowing of lot next to Admin		2,500.00		
							Totals for 51325	2,500.00	
51326	11/10/2022	199 E 51 6249 00 001 0 99 000		Hired Killers, Inc.	22/23 OPEN PO PEST CONTROL FOR ALL CAMP		396.21		
51326	11/10/2022	199 E 51 6249 00 041 0 99 000		Hired Killers, Inc.	22/23 OPEN PO PEST CONTROL FOR ALL CAMP		214.66		
51326	11/10/2022	199 E 51 6249 00 101 0 99 000		Hired Killers, Inc.	22/23 OPEN PO PEST CONTROL FOR ALL CAMP		214.66		
51326	11/10/2022	199 E 51 6249 00 102 0 99 000		Hired Killers, Inc.	22/23 OPEN PO PEST CONTROL FOR ALL CAMP		214.66		
51326	11/10/2022	199 E 51 6249 02 800 0 99 000		Hired Killers, Inc.	22/23 OPEN PO PEST CONTROL FOR ALL CAMP		341.74		
51326	11/10/2022	199 E 51 6249 02 804 0 99 000		Hired Killers, Inc.	22/23 OPEN PO PEST CONTROL FOR ALL CAMP		132.87		
51326	11/10/2022	199 E 51 6249 02 805 0 99 000		Hired Killers, Inc.	22/23 OPEN PO PEST CONTROL FOR ALL CAMP		132.87		
51326	11/10/2022	199 E 51 6249 02 830 0 99 000		Hired Killers, Inc.	22/23 OPEN PO PEST CONTROL FOR ALL CAMP		132.67		
51326	11/10/2022	199 E 51 6249 00 102 0 99 BHP		Hired Killers, Inc.	22/23 OPEN PO PEST CONTROL FOR ALL CAMP		214.66		
							Totals for 51326	1,995.00	
51327	11/10/2022	199 E 11 6395 00 102 0 11 TEC		Houston Communications, Inc.	HCI PR-4047 DMR Digital/analog radio		1,390.32		
51327	11/10/2022	199 E 11 6394 00 102 0 11 GEN		Houston Communications, Inc.	HCI PR-4047 DMR Digital/analog radio		1,582.08		
							Totals for 51327	2,972.40	

CHECK		CHECK		ACCOUNT				INVOICE				
NUMBER	DATE	NUMBER					VENDOR	DESCRIPTION		AMOUNT		
51328	11/10/2022	199 E 21	6299 00	833 0	23 000		Houston ISD	2022-2023 MFCS Annual Fee		1,200.00		
51328	11/10/2022	199 E 21	6299 00	833 0	23 000		Houston ISD	MFCS eSHARS - 10/01 to 10/31		50.57		
										Totals for 51328	1,250.57	
51329	11/10/2022	195 E 11	6395 00	001 0	11 000		iTurity LLC	CB repair		990.00		
										Totals for 51329	990.00	
51330	11/10/2022	461 E 36	6499 A3	001 0	91 000		Jason's Deli	Football Pregame Meals 11/10/2022		956.52		
										Totals for 51330	956.52	
51331	11/10/2022	461 E 36	6499 BF	001 0	22 000		King Feed & Hardware, Inc	Supplies for welding project.		87.88		
										Totals for 51331	87.88	
51332	11/10/2022	199 E 51	6249 00	041 0	99 000		Kurita America Inc.	22 - 23 MONTHLY WATER TREATMENT/CHEMICAL SERVICES		501.22		
										Totals for 51332	501.22	
51333	11/10/2022	240 E 35	6341 LU	101 0	99 000		La Costenita Distributor Inc	Lunch Food 2022-2023 - Jacob's Well		270.96		
51333	11/10/2022	240 E 35	6341 LU	041 0	99 000		La Costenita Distributor Inc	Lunch Food 2022-2023 - Danforth		297.60		
										Totals for 51333	568.56	
51334	11/10/2022	161 E 52	6299 00	001 0	91 SEC		Linsey, Antoine	Security for Wimberley vs. Austin Achieve 11/4/2022		225.00		
										Totals for 51334	225.00	
51335	11/10/2022	865 E 36	6499 50	001 0	22 000		Southwestern Exposition & Livestock	2023 Ft. Worth Livestock Show Entries.		135.00		
										Totals for 51335	135.00	
51336	11/10/2022	199 E 23	6394 00	041 0	99 000		Lone Star Social Studies	Lone Start Social Studies 7th & 8th grade Online STAAR Resources (digital)		1,336.00		
										Totals for 51336	1,336.00	
51337	11/10/2022	161 E 52	6299 00	001 0	91 SEC		Martinez, Ashley	Security for Wimberley vs. Austin Achieve 11/4/2022		225.00		
										Totals for 51337	225.00	
51338	11/10/2022	199 E 51	6319 01	001 0	99 000		Matera Paper Co., Inc.	Custodial Supplies		223.30		
51338	11/10/2022	199 E 51	6319 01	041 0	99 000		Matera Paper Co., Inc.	Custodial Supplies		223.30		
51338	11/10/2022	199 E 51	6319 01	101 0	99 000		Matera Paper Co., Inc.	Custodial Supplies		223.30		
51338	11/10/2022	199 E 51	6319 01	800 0	99 000		Matera Paper Co., Inc.	Custodial Supplies		223.30		
51338	11/10/2022	199 E 51	6319 01	102 0	99 BHP		Matera Paper Co., Inc.	Custodial Supplies		223.30		
51338	11/10/2022	199 E 51	6319 01	001 0	99 000		Matera Paper Co., Inc.	Custodial supplies		69.69		

CHECK		CHECK		ACCOUNT		INVOICE			
NUMBER	DATE	NUMBER			VENDOR	DESCRIPTION		AMOUNT	
51338	11/10/2022	199 E 51 6319 01 041 0 99 000			Matera Paper Co., Inc.	Custodial supplies		69.69	
51338	11/10/2022	199 E 51 6319 01 101 0 99 000			Matera Paper Co., Inc.	Custodial supplies		69.69	
51338	11/10/2022	199 E 51 6319 01 800 0 99 000			Matera Paper Co., Inc.	Custodial supplies		69.69	
51338	11/10/2022	199 E 51 6319 01 102 0 99 BHP			Matera Paper Co., Inc.	Custodial supplies		69.72	
								Totals for 51338	1,464.98
51339	11/10/2022	161 E 52 6299 00 001 0 91 SEC			McCoy, Aaron	Security for Wimberley vs. Austin Achieve 11/4/2022		225.00	
								Totals for 51339	225.00
51340	11/10/2022	199 E 51 6249 05 830 0 99 000			NAPA Auto Parts	SEPT - FEB 22-23 MAINT AUTO PARTS		19.24	
								Totals for 51340	19.24
51341	11/10/2022	199 E 36 6495 00 001 0 99 SPC			National Speech & Debate Associatio	HS Prepaid Lifetime Membership		100.00	
								Totals for 51341	100.00
51342	11/10/2022	461 E 36 6499 93 101 0 99 000			Natural Bridge Caverns	4th Grade Field Trip		1,044.00	
								Totals for 51342	1,044.00
51343	11/10/2022	461 E 36 6499 93 101 0 99 000			Natural Bridge Caverns	4th Grade Field Trip		1,143.00	
								Totals for 51343	1,143.00
51344	11/10/2022	199 E 11 6399 00 102 0 11 GEN			Oriental Trading Company	Oriental Trading Happy Birthday stickers		48.48	
51344	11/10/2022	199 E 11 6399 01 102 0 11 GEN			Oriental Trading Company	13640623 Hard bound story writing books 12pc		305.77	
51344	11/10/2022	199 E 11 6399 00 102 0 11 GEN			Oriental Trading Company	Color your own Keychain #13930973		342.66	
								Totals for 51344	696.91
51345	11/10/2022	199 E 11 6329 00 102 0 24 RI2			Pearson	Pearson DRA 3 K-3		3,325.49	
								Totals for 51345	3,325.49
51346	11/10/2022	199 E 11 6399 00 041 0 11 CH1			J W Pepper & Son, Inc.	Choir Music		56.25	
								Totals for 51346	56.25
51347	11/10/2022	199 E 34 6499 00 805 0 99 000			Ready Refresh	2022-2023 - Water Delivery Service for Transportation October 2022		173.89	
								Totals for 51347	173.89
51348	11/10/2022	199 E 51 6319 00 830 0 99 000			Rexel USA, Inc.	Lights		297.61	
								Totals for 51348	297.61

CHECK		CHECK		ACCOUNT		INVOICE				
NUMBER	DATE	NUMBER			VENDOR	DESCRIPTION			AMOUNT	
51349	11/10/2022	161 E 36 6499 00 001 0 91 000			RMA Toll Processing	Toll Bill for Athletics on October 14			1.95	
51349	11/10/2022	161 E 36 6499 00 001 0 91 000			RMA Toll Processing	Toll Bill for Athletics on Oct. 14			1.95	
51349	11/10/2022	161 E 36 6499 00 001 0 91 000			RMA Toll Processing	Toll Bill for Athletics on Oct. 14			1.95	
51349	11/10/2022	161 E 36 6499 00 001 0 91 000			RMA Toll Processing	Toll Bill for Athletics on Oct. 14			1.95	
									Totals for 51349	7.80
51350	11/10/2022	199 E 41 6495 00 701 0 99 000			Rotary Club Of Wimberley	October and November Meals and Dues			128.00	
									Totals for 51350	128.00
51351	11/10/2022	461 E 36 6499 61 001 0 99 000			Sam's Club Direct	Vending Machine Supplies.			353.26	
									Totals for 51351	353.26
51352	11/10/2022	199 E 36 6412 00 001 0 99 SPC			San Angelo ISD	Entry Fee Speech & Debate			610.00	
									Totals for 51352	610.00
51353	11/10/2022	199 E 41 6491 00 750 0 99 000			San Marcos Daily Record	General Election Notice for WV			432.00	
									Totals for 51353	432.00
51354	11/10/2022	199 E 11 6399 01 102 0 11 GEN			School Specialty	School Specialty Smart ruled sentence strips Smart assorted plastic coins Smart glue sticks			125.41	
									Totals for 51354	125.41
51355	11/10/2022	199 E 51 6249 00 102 0 99 BHP			Sign Crafters, Inc.	Tucker Blythe Lettering			1,947.00	
									Totals for 51355	1,947.00
51356	11/10/2022	461 E 36 6499 A6 001 0 91 000			Sign Crafters, Inc.	3 Texas Tennis Court Signs			170.52	
									Totals for 51356	170.52
51357	11/10/2022	161 E 52 6299 00 001 0 91 SEC			Smith, Jason	Security for Wimberley vs. Austin Achieve 11/4/2022			225.00	
									Totals for 51357	225.00
51358	11/10/2022	199 E 41 6399 00 750 0 99 HRS			Staples Business Advantage	Office Supplies			10.64	
51358	11/10/2022	199 E 41 6399 00 750 0 99 HRS			Staples Business Advantage	Office Supplies			2.17	
51358	11/10/2022	199 E 41 6399 00 750 0 99 HRS			Staples Business Advantage	Office Supplies			64.16	
51358	11/10/2022	199 E 41 6399 00 750 0 99 HRS			Staples Business Advantage	Office Supplies			1.80	
51358	11/10/2022	199 E 41 6399 00 750 0 99 HRS			Staples Business Advantage	Office Supplies			96.04	
51358	11/10/2022	199 E 11 6399 00 041 0 11 MTH			Staples Business Advantage	Supplies MTH			19.39	
51358	11/10/2022	199 E 11 6399 00 041 0 11 MTH			Staples Business Advantage	Supplies MTH			18.29	
51358	11/10/2022	199 E 41 6399 00 750 0 99 000			Staples Business Advantage	Toner For Business Office			338.26	

CHECK		CHECK		ACCOUNT				INVOICE		
NUMBER	DATE	NUMBER					VENDOR	DESCRIPTION	AMOUNT	
51358	11/10/2022	195 E 53 6399 00 831 0 99 000					Staples Business Advantage	Refund for Supplies	-139.55	
Totals for 51358									411.20	
51359	11/10/2022	461 E 36 6499 AA 001 0 91 000					Staybridge Suites Portland	Girls Basketball Hotel Stay 11/16/22 to 11/19/22	2,064.66	
Totals for 51359									2,064.66	
51362	11/10/2022	162 E 11 6399 00 041 0 11 000					Strait Music	Oboe Reeds	58.40	
51362	11/10/2022	162 E 11 6399 00 041 0 11 000					Strait Music	Tuba Stands	216.00	
51362	11/10/2022	162 E 11 6249 00 041 0 11 000					Strait Music	Repairs for instruments	50.00	
51362	11/10/2022	162 E 11 6249 00 041 0 11 000					Strait Music	Repairs for instruments	100.00	
51362	11/10/2022	162 E 11 6249 00 041 0 11 000					Strait Music	Repairs for instruments	175.00	
51362	11/10/2022	162 E 11 6399 00 041 0 11 000					Strait Music	Assorted percussion/wind equipment	74.00	
51362	11/10/2022	162 E 11 6249 00 001 0 11 000					Strait Music	instrument repairs	85.00	
51362	11/10/2022	162 E 11 6249 00 001 0 11 000					Strait Music	instrument repairs	50.00	
51362	11/10/2022	162 E 11 6249 00 001 0 11 000					Strait Music	instrument repairs	105.00	
51362	11/10/2022	162 E 11 6249 00 001 0 11 000					Strait Music	instrument repairs	230.00	
51362	11/10/2022	162 E 11 6249 00 001 0 11 000					Strait Music	instrument repairs	50.00	
51362	11/10/2022	162 E 11 6249 00 001 0 11 000					Strait Music	instrument repairs	70.00	
51362	11/10/2022	162 E 11 6329 00 041 0 11 000					Strait Music	Musidex Band/Orchestra Concert Size Filing Envelope	4.20	
Totals for 51362									1,267.60	
51363	11/10/2022	199 E 41 6499 00 702 0 99 000					TASB, Inc	BoardBook - Premier Tier 1 Subscription Period 09/01/2022 - 08/31/2023	1,500.00	
Totals for 51363									1,500.00	
51364	11/10/2022	161 E 36 6495 00 001 0 91 DCO					TASCO	Membership/Convention - Ramez Antoun, Eric Nichols	155.00	
									Membership only- Brian Owens	
51364	11/10/2022	161 E 36 6411 00 001 0 91 000					TASCO	Membership/Convention - Ramez Antoun, Eric Nichols	240.00	
									Membership only- Brian Owens	
Totals for 51364									395.00	
51365	11/10/2022	199 E 51 6259 22 001 0 99 000					Texas Disposal Systems, Inc.	2022-2023: Trash & Recycling Pick Up - October 2022	1,292.47	
51365	11/10/2022	199 E 51 6259 22 041 0 99 000					Texas Disposal Systems, Inc.	2022-2023: Trash & Recycling Pick Up - October 2022	680.95	
51365	11/10/2022	199 E 51 6259 22 101 0 99 000					Texas Disposal Systems, Inc.	2022-2023: Trash & Recycling Pick Up - October 2022	667.00	
51365	11/10/2022	199 E 51 6259 22 102 0 99 000					Texas Disposal Systems, Inc.	2022-2023: Trash & Recycling Pick Up - October 2022	667.00	
51365	11/10/2022	199 E 51 6259 22 800 0 99 000					Texas Disposal Systems, Inc.	2022-2023: Trash & Recycling Pick Up - October 2022	314.72	
51365	11/10/2022	199 E 51 6259 22 830 0 99 000					Texas Disposal Systems, Inc.	2022-2023: Trash & Recycling Pick Up - October 2022	259.84	
51365	11/10/2022	199 E 51 6259 22 805 0 99 000					Texas Disposal Systems, Inc.	2022-2023: Trash & Recycling Pick Up - October 2022	77.34	
51365	11/10/2022	199 E 51 6259 22 801 0 99 000					Texas Disposal Systems, Inc.	2022-2023: Trash & Recycling Pick Up - October 2022	77.33	

CHECK		CHECK		ACCOUNT		INVOICE				
NUMBER	DATE	NUMBER				VENDOR	DESCRIPTION			AMOUNT
51365	11/10/2022	199 E 51 6259 22 802 0 99 000				Texas Disposal Systems, Inc.	2022-2023: Trash & Recycling Pick Up - October 2022			77.33
51365	11/10/2022	199 E 51 6259 22 836 0 99 000				Texas Disposal Systems, Inc.	2022-2023: Trash & Recycling Pick Up - October 2022			629.43
51365	11/10/2022	199 E 51 6259 22 804 0 99 000				Texas Disposal Systems, Inc.	2022-2023: Trash & Recycling Pick Up - October 2022			236.32
									Totals for 51365	4,979.73
51366	11/10/2022	199 E 51 6319 00 001 0 99 000				The Home Depot Pro	HS blinds for Portable building and blowers for field house and Admin			182.96
51366	11/10/2022	199 E 51 6319 00 800 0 99 000				The Home Depot Pro	HS blinds for Portable building and blowers for field house and Admin			119.00
51366	11/10/2022	199 E 51 6319 00 804 0 99 000				The Home Depot Pro	HS blinds for Portable building and blowers for field house and Admin			119.00
51366	11/10/2022	199 E 51 6319 00 804 0 99 000				The Home Depot Pro	Maint Supplies - Super Blinds			137.52
									Totals for 51366	558.48
51367	11/10/2022	240 E 35 6341 BK 101 0 99 000				The New World Bakery, Inc	Breakfast/Lunch Food			24.52
51367	11/10/2022	240 E 35 6341 LU 101 0 99 000				The New World Bakery, Inc	Breakfast/Lunch Food			28.04
51367	11/10/2022	240 E 35 6341 LU 041 0 99 000				The New World Bakery, Inc	Breakfast/Lunch Food			97.73
51367	11/10/2022	240 E 35 6341 BK 041 0 99 000				The New World Bakery, Inc	Breakfast/Lunch Food			2.37
51367	11/10/2022	240 E 35 6341 LU 001 0 99 000				The New World Bakery, Inc	Breakfast/Lunch Food			38.85
51367	11/10/2022	240 E 35 6341 BK 001 0 99 000				The New World Bakery, Inc	Breakfast/Lunch Food			6.25
									Totals for 51367	197.76
51368	11/10/2022	199 E 41 6499 00 701 0 99 000				The Waters Point LLC	Dee's Retirement Party			500.00
									Totals for 51368	500.00
51369	11/10/2022	199 E 41 6499 00 701 0 99 000				Tx School Public Relations Assoc	Star Award Entry Fees			80.00
									Totals for 51369	80.00
51370	11/10/2022	461 E 36 6499 A8 001 0 91 000				Vasara Photography	Boys Basketball Team Banner 2022-2023			525.00
									Totals for 51370	525.00
51371	11/10/2022	461 E 36 6499 87 001 0 99 000				Vitela, Christina	AP Test Refund			97.00
									Totals for 51371	97.00
51372	11/10/2022	161 E 52 6299 00 001 0 91 SEC				Wahlert, Brian	Security for Wimberley vs. Austin Achieve 11/4/2022			225.00
									Totals for 51372	225.00
51373	11/10/2022	461 E 36 6499 00 101 0 99 000				Wells Fargo Bank - Cash	Reimburse petty cash for treat for judges			17.25
									Totals for 51373	17.25

CHECK		CHECK		ACCOUNT		INVOICE			
NUMBER	DATE	NUMBER			VENDOR	DESCRIPTION		AMOUNT	
51383	11/15/2022	199 E 11 6399 00 102 0 11 GEN			Amazon Capital Services	Office supplies		72.20	
51383	11/15/2022	199 E 11 6399 00 001 0 22 CTE			Amazon Capital Services	Supplies for CTE classrooms.		66.49	
51383	11/15/2022	199 E 11 6399 00 001 0 22 MFG			Amazon Capital Services	Supplies for welding class.		159.09	
51383	11/15/2022	199 E 36 6399 00 001 0 99 UIL			Amazon Capital Services	Binders for UIL		50.03	
51383	11/15/2022	199 E 36 6329 00 001 0 99 UIL			Amazon Capital Services	Binders for UIL		8.92	
51383	11/15/2022	161 E 36 6399 00 001 0 91 GBB			Amazon Capital Services	Supplies for JH/HS Basketball		82.63	
51383	11/15/2022	161 E 36 6399 00 041 0 91 GBB			Amazon Capital Services	Supplies for JH/HS Basketball		129.07	
51383	11/15/2022	161 E 36 6399 00 001 0 91 000			Amazon Capital Services	Supplies for JH/HS Basketball		187.06	
51383	11/15/2022	461 E 36 6499 AA 001 0 91 000			Amazon Capital Services	Supplies for JH/HS Basketball		20.21	
51383	11/15/2022	199 E 12 6399 00 102 0 99 000			Amazon Capital Services	Supplies - BHP		316.29	
51383	11/15/2022	199 E 12 6399 00 102 0 99 000			Amazon Capital Services	Supplies - BHP		43.78	
51383	11/15/2022	199 E 12 6329 00 001 0 99 000			Amazon Capital Services	HS book BHP book		16.68	
51383	11/15/2022	199 E 12 6329 00 102 0 99 000			Amazon Capital Services	HS book BHP book		16.67	
								Totals for 51383	8,441.17
51384	11/15/2022	461 E 36 6499 A0 001 0 91 000			Athletic Supply Inc.	Boys Soccer Equipment		2,246.22	
51384	11/15/2022	461 E 36 6499 AH 001 0 91 000			Athletic Supply Inc.	Boys Soccer Equipment		114.78	
								Totals for 51384	2,361.00
51385	11/15/2022	195 E 11 6395 00 101 0 11 000			Best Buy Education	TV for JWE		999.99	
								Totals for 51385	999.99
51386	11/15/2022	240 E 35 6341 BK 001 0 99 SCA			Brothers Food Service	Breakfast/Lunch Food		33.93	
51386	11/15/2022	240 E 35 6341 LU 001 0 99 SCA			Brothers Food Service	Breakfast/Lunch Food		366.12	
51386	11/15/2022	240 E 35 6341 BK 041 0 99 SCA			Brothers Food Service	Breakfast/Lunch Food		115.44	
51386	11/15/2022	240 E 35 6341 LU 041 0 99 SCA			Brothers Food Service	Breakfast/Lunch Food		534.01	
51386	11/15/2022	240 E 35 6341 BK 101 0 99 SCA			Brothers Food Service	Breakfast/Lunch Food		168.53	
51386	11/15/2022	240 E 35 6341 LU 101 0 99 SCA			Brothers Food Service	Breakfast/Lunch Food		534.72	
51386	11/15/2022	240 E 35 6341 BK 102 0 99 SCA			Brothers Food Service	Breakfast/Lunch Produce		105.03	
51386	11/15/2022	240 E 35 6341 LU 102 0 99 SCA			Brothers Food Service	Breakfast/Lunch Produce		403.07	
								Totals for 51386	2,260.85
51387	11/15/2022	161 E 36 6399 00 001 0 91 FTB			BSN Sports Inc.	Cleats for Football		145.35	
51387	11/15/2022	461 E 36 6499 A6 001 0 91 000			BSN Sports Inc.	Shoes for Tennis		218.40	
								Totals for 51387	363.75
51388	11/15/2022	161 E 36 6399 00 041 0 91 GBB			Cardinal's Sports Center Inc.	JH GBB Coaches Shoes		218.00	
								Totals for 51388	218.00

CHECK		CHECK		ACCOUNT								INVOICE		
NUMBER	DATE	NUMBER									VENDOR	DESCRIPTION	AMOUNT	
51389	11/15/2022	461 E 36	6499 A8	001 0 91	000	Centex Recognition					Centex Recognition	Basketball Lil Texan Posse	180.00	
												Totals for 51389	180.00	
51390	11/15/2022	199 E 51	6319 00	001 0 99	000	Dealers Electrical Supply					Dealers Electrical Supply	electrical supplies for all schools	86.09	
51390	11/15/2022	199 E 51	6319 00	041 0 99	000	Dealers Electrical Supply					Dealers Electrical Supply	electrical supplies for all schools	86.09	
51390	11/15/2022	199 E 51	6319 00	101 0 99	000	Dealers Electrical Supply					Dealers Electrical Supply	electrical supplies for all schools	86.09	
51390	11/15/2022	199 E 51	6319 00	102 0 99	BHP	Dealers Electrical Supply					Dealers Electrical Supply	electrical supplies for all schools	86.12	
												Totals for 51390	344.39	
51391	11/15/2022	199 E 12	6399 00	102 0 99	000	Demco, Inc.					Demco, Inc.	Demco - BHP supplies	125.93	
												Totals for 51391	125.93	
51392	11/15/2022	199 E 41	6239 00	750 0 99	ZAB	Education Service Center, Region 20					Education Service Center, Region 20	Region 20 Commitments	1,647.00	
												Totals for 51392	1,647.00	
51393	11/15/2022	429 E 11	6399 00	833 2 37	DGA	Education Service Center, Region 4					Education Service Center, Region 4	Dyslexia guide books	25.50	
												Totals for 51393	25.50	
51394	11/15/2022	199 E 51	6249 05	830 0 99	000	Express Care					Express Care	22-23 OPEN PO MAINT STATE INSPECTIONS AND OIL CHANGES	87.72	
												Totals for 51394	87.72	
51395	11/15/2022	199 E 12	6329 00	041 0 99	000	Follett Content Solutions LLC					Follett Content Solutions LLC	Danforth - Follett 2022	3,187.51	
51395	11/15/2022	199 E 12	6329 00	102 0 99	000	Follett Content Solutions LLC					Follett Content Solutions LLC	BHP - Follett Fall 2022	6,081.12	
												Totals for 51395	9,268.63	
51396	11/15/2022	240 E 35	6342 LU	102 0 99	000	Gulf Coast Paper Co.					Gulf Coast Paper Co.	Open PO 2022-2023	128.05	
51396	11/15/2022	240 E 35	6342 BK	102 0 99	000	Gulf Coast Paper Co.					Gulf Coast Paper Co.	Open PO 2022-2023	31.35	
51396	11/15/2022	240 E 35	6342 BK	101 0 99	000	Gulf Coast Paper Co.					Gulf Coast Paper Co.	Open PO 2022-2023	101.52	
51396	11/15/2022	240 E 35	6342 LU	101 0 99	000	Gulf Coast Paper Co.					Gulf Coast Paper Co.	Open PO 2022-2023	275.12	
51396	11/15/2022	240 E 35	6342 BK	101 0 99	000	Gulf Coast Paper Co.					Gulf Coast Paper Co.	Open PO 2022-2023	31.16	
51396	11/15/2022	240 E 35	6342 LU	101 0 99	000	Gulf Coast Paper Co.					Gulf Coast Paper Co.	Open PO 2022-2023	72.69	
51396	11/15/2022	240 E 35	6342 BK	101 0 99	000	Gulf Coast Paper Co.					Gulf Coast Paper Co.	Open PO 2022-2023	18.57	
51396	11/15/2022	240 E 35	6342 LU	101 0 99	000	Gulf Coast Paper Co.					Gulf Coast Paper Co.	Open PO 2022-2023	43.33	
51396	11/15/2022	240 E 35	6342 BK	001 0 99	000	Gulf Coast Paper Co.					Gulf Coast Paper Co.	Open PO 2022-2023	114.59	
51396	11/15/2022	240 E 35	6342 LU	001 0 99	000	Gulf Coast Paper Co.					Gulf Coast Paper Co.	Open PO 2022-2023	343.75	
												Totals for 51396	1,160.13	
51397	11/15/2022	199 E 51	6249 00	001 0 99	000	Hired Killers, Inc.					Hired Killers, Inc.	22/23 OPEN PO PEST CONTROL FOR ALL CAMP	302.86	
51397	11/15/2022	199 E 51	6249 00	041 0 99	000	Hired Killers, Inc.					Hired Killers, Inc.	22/23 OPEN PO PEST CONTROL FOR ALL CAMP	164.09	

CHECK		CHECK		ACCOUNT		INVOICE			
NUMBER	DATE	NUMBER			VENDOR	DESCRIPTION		AMOUNT	
51397	11/15/2022	199 E 51 6249 00 101 0 99 000			Hired Killers, Inc.	22/23 OPEN PO PEST CONTROL FOR ALL CAMP		164.09	
51397	11/15/2022	199 E 51 6249 00 102 0 99 000			Hired Killers, Inc.	22/23 OPEN PO PEST CONTROL FOR ALL CAMP		164.09	
51397	11/15/2022	199 E 51 6249 02 800 0 99 000			Hired Killers, Inc.	22/23 OPEN PO PEST CONTROL FOR ALL CAMP		261.23	
51397	11/15/2022	199 E 51 6249 02 804 0 99 000			Hired Killers, Inc.	22/23 OPEN PO PEST CONTROL FOR ALL CAMP		101.56	
51397	11/15/2022	199 E 51 6249 02 805 0 99 000			Hired Killers, Inc.	22/23 OPEN PO PEST CONTROL FOR ALL CAMP		101.56	
51397	11/15/2022	199 E 51 6249 02 830 0 99 000			Hired Killers, Inc.	22/23 OPEN PO PEST CONTROL FOR ALL CAMP		101.41	
51397	11/15/2022	199 E 51 6249 00 102 0 99 BHP			Hired Killers, Inc.	22/23 OPEN PO PEST CONTROL FOR ALL CAMP		164.11	
								Totals for 51397	1,525.00
51398	11/15/2022	461 E 36 6499 AI 001 0 91 000			J.A. Davis Advertising	Girls Soccer Shirts Est# 4783		977.50	
								Totals for 51398	977.50
51399	11/15/2022	461 E 36 6499 A3 001 0 91 000			Jason's Deli	Football PreMeals 11-18-2022		956.52	
								Totals for 51399	956.52
51400	11/15/2022	461 E 36 6499 A4 001 0 91 000			Kelly's Hill Country BBQ	Volleyball Banquet & Football District Meeting		2,100.00	
51400	11/15/2022	461 E 36 6499 A3 001 0 91 000			Kelly's Hill Country BBQ	Volleyball Banquet & Football District Meeting		382.50	
								Totals for 51400	2,482.50
51401	11/15/2022	240 E 35 6341 LU 101 0 99 000			La Costenita Distributor Inc	Lunch Food 2022-2023		390.48	
51401	11/15/2022	240 E 35 6341 LU 001 0 99 000			La Costenita Distributor Inc	Lunch Food 2022-2023		257.28	
								Totals for 51401	647.76
51408	11/15/2022	240 E 35 6341 BK 102 0 99 000			Labatt Food Service LLC	Breakfast/Lunch Food and Non-Food		585.73	
51408	11/15/2022	240 E 35 6341 LU 102 0 99 000			Labatt Food Service LLC	Breakfast/Lunch Food and Non-Food		1,933.82	
51408	11/15/2022	240 E 35 6342 LU 102 0 99 000			Labatt Food Service LLC	Breakfast/Lunch Food and Non-Food		124.54	
51408	11/15/2022	240 E 35 6342 BK 102 0 99 000			Labatt Food Service LLC	Breakfast/Lunch Food and Non-Food		41.52	
51408	11/15/2022	240 E 35 6341 BK 101 0 99 000			Labatt Food Service LLC	Breakfast/Lunch Food and Non-Food		190.04	
51408	11/15/2022	240 E 35 6341 LU 101 0 99 000			Labatt Food Service LLC	Breakfast/Lunch Food and Non-Food		1,061.24	
51408	11/15/2022	240 E 35 6342 BK 101 0 99 000			Labatt Food Service LLC	Breakfast/Lunch Food and Non-Food		36.33	
51408	11/15/2022	240 E 35 6342 LU 101 0 99 000			Labatt Food Service LLC	Breakfast/Lunch Food and Non-Food		81.04	
51408	11/15/2022	240 E 35 6341 LU 041 0 99 000			Labatt Food Service LLC	Breakfast/Lunch Food and Non-Food		2,054.41	
51408	11/15/2022	240 E 35 6341 BK 041 0 99 000			Labatt Food Service LLC	Breakfast/Lunch Food and Non-Food		223.09	
51408	11/15/2022	240 E 35 6342 BK 041 0 99 000			Labatt Food Service LLC	Breakfast/Lunch Food and Non-Food		86.22	
51408	11/15/2022	240 E 35 6342 LU 041 0 99 000			Labatt Food Service LLC	Breakfast/Lunch Food and Non-Food		192.93	
51408	11/15/2022	240 E 35 6341 LU 001 0 99 000			Labatt Food Service LLC	Breakfast Food/Non-Food Lunch Food/Non-Food		3,193.74	
51408	11/15/2022	240 E 35 6341 BK 001 0 99 000			Labatt Food Service LLC	Breakfast Food/Non-Food Lunch Food/Non-Food		71.15	
51408	11/15/2022	240 E 35 6342 BK 001 0 99 000			Labatt Food Service LLC	Breakfast Food/Non-Food Lunch Food/Non-Food		34.96	
51408	11/15/2022	240 E 35 6342 LU 001 0 99 000			Labatt Food Service LLC	Breakfast Food/Non-Food Lunch Food/Non-Food		104.85	

CHECK		CHECK		ACCOUNT		INVOICE		
NUMBER	DATE	NUMBER		VENDOR	DESCRIPTION	AMOUNT		
51408	11/15/2022	240 E 35 6341 BK 102 0 99 000		Labatt Food Service LLC	Breakfast/Lunch Food and Non-Food	518.48		
51408	11/15/2022	240 E 35 6341 LU 102 0 99 000		Labatt Food Service LLC	Breakfast/Lunch Food and Non-Food	1,220.26		
51408	11/15/2022	240 E 35 6342 LU 102 0 99 000		Labatt Food Service LLC	Breakfast/Lunch Food and Non-Food	53.21		
51408	11/15/2022	240 E 35 6342 BK 102 0 99 000		Labatt Food Service LLC	Breakfast/Lunch Food and Non-Food	17.75		
51408	11/15/2022	240 E 35 6341 BK 101 0 99 000		Labatt Food Service LLC	Breakfast/Lunch Food and Non-Food	204.47		
51408	11/15/2022	240 E 35 6341 LU 101 0 99 000		Labatt Food Service LLC	Breakfast/Lunch Food and Non-Food	1,823.46		
51408	11/15/2022	240 E 35 6342 BK 101 0 99 000		Labatt Food Service LLC	Breakfast/Lunch Food and Non-Food	29.21		
51408	11/15/2022	240 E 35 6342 LU 101 0 99 000		Labatt Food Service LLC	Breakfast/Lunch Food and Non-Food	68.17		
51408	11/15/2022	240 E 35 6341 LU 101 0 99 000		Labatt Food Service LLC	Breakfast/Lunch Food and Non-Food	27.86		
51408	11/15/2022	240 E 35 6341 LU 041 0 99 000		Labatt Food Service LLC	Breakfast/Lunch Food and Non-Food	2,355.09		
51408	11/15/2022	240 E 35 6341 BK 041 0 99 000		Labatt Food Service LLC	Breakfast/Lunch Food and Non-Food	394.70		
51408	11/15/2022	240 E 35 6342 BK 041 0 99 000		Labatt Food Service LLC	Breakfast/Lunch Food and Non-Food	9.94		
51408	11/15/2022	240 E 35 6342 LU 041 0 99 000		Labatt Food Service LLC	Breakfast/Lunch Food and Non-Food	26.30		
51408	11/15/2022	240 E 35 6341 LU 001 0 99 000		Labatt Food Service LLC	Breakfast Food/Non-Food Lunch Food/Non-Food	3,788.73		
51408	11/15/2022	240 E 35 6341 BK 001 0 99 000		Labatt Food Service LLC	Breakfast Food/Non-Food Lunch Food/Non-Food	299.93		
51408	11/15/2022	240 E 35 6342 BK 001 0 99 000		Labatt Food Service LLC	Breakfast Food/Non-Food Lunch Food/Non-Food	107.32		
51408	11/15/2022	240 E 35 6342 LU 001 0 99 000		Labatt Food Service LLC	Breakfast Food/Non-Food Lunch Food/Non-Food	321.94		
51408	11/15/2022	240 E 35 6341 BK 102 0 99 000		Labatt Food Service LLC	Breakfast/Lunch Food and Non-Food	326.30		
51408	11/15/2022	240 E 35 6341 LU 102 0 99 000		Labatt Food Service LLC	Breakfast/Lunch Food and Non-Food	2,199.01		
51408	11/15/2022	240 E 35 6342 LU 102 0 99 000		Labatt Food Service LLC	Breakfast/Lunch Food and Non-Food	19.94		
51408	11/15/2022	240 E 35 6342 BK 102 0 99 000		Labatt Food Service LLC	Breakfast/Lunch Food and Non-Food	10.19		
51408	11/15/2022	240 E 35 6341 BK 102 0 99 000		Labatt Food Service LLC	Breakfast/Lunch Food and Non-Food	10.00		
51408	11/15/2022	240 E 35 6341 LU 102 0 99 000		Labatt Food Service LLC	Breakfast/Lunch Food and Non-Food	122.00		
51408	11/15/2022	240 E 35 6341 LU 102 0 99 000		Labatt Food Service LLC	Breakfast/Lunch Food and Non-Food	305.95		
51408	11/15/2022	240 E 35 6341 LU 102 0 99 000		Labatt Food Service LLC	Breakfast/Lunch Food and Non-Food	945.39		
51408	11/15/2022	240 E 35 6341 LU 101 0 99 000		Labatt Food Service LLC	Breakfast/Lunch Food and Non-Food	1,070.19		
51408	11/15/2022	240 E 35 6341 BK 101 0 99 000		Labatt Food Service LLC	Breakfast/Lunch Food and Non-Food	149.01		
51408	11/15/2022	240 E 35 6341 LU 101 0 99 000		Labatt Food Service LLC	Breakfast/Lunch Food and Non-Food	2,112.14		
51408	11/15/2022	240 E 35 6342 BK 101 0 99 000		Labatt Food Service LLC	Breakfast/Lunch Food and Non-Food	15.21		
51408	11/15/2022	240 E 35 6342 LU 101 0 99 000		Labatt Food Service LLC	Breakfast/Lunch Food and Non-Food	75.74		
51408	11/15/2022	240 E 35 6341 LU 041 0 99 000		Labatt Food Service LLC	Breakfast/Lunch Food and Non-Food	4,410.77		
51408	11/15/2022	240 E 35 6341 BK 041 0 99 000		Labatt Food Service LLC	Breakfast/Lunch Food and Non-Food	83.14		
51408	11/15/2022	240 E 35 6341 LU 001 0 99 000		Labatt Food Service LLC	Breakfast Food/Non-Food Lunch Food/Non-Food	5,113.95		
51408	11/15/2022	240 E 35 6341 BK 001 0 99 000		Labatt Food Service LLC	Breakfast Food/Non-Food Lunch Food/Non-Food	194.46		
51408	11/15/2022	240 E 35 6342 BK 001 0 99 000		Labatt Food Service LLC	Breakfast Food/Non-Food Lunch Food/Non-Food	14.65		
51408	11/15/2022	240 E 35 6342 LU 001 0 99 000		Labatt Food Service LLC	Breakfast Food/Non-Food Lunch Food/Non-Food	38.93		
51408	11/15/2022	240 E 35 6341 LU 001 0 99 000		Labatt Food Service LLC	Breakfast Food/Non-Food Lunch Food/Non-Food	757.53		
51408	11/15/2022	240 E 35 6341 LU 001 0 99 000		Labatt Food Service LLC	Breakfast Food/Non-Food Lunch Food/Non-Food	-63.46		
51408	11/15/2022	240 E 35 6341 BK 001 0 99 000		Labatt Food Service LLC	Breakfast Food/Non-Food Lunch Food/Non-Food	-16.80		

CHECK		CHECK		ACCOUNT		INVOICE			
NUMBER	DATE	NUMBER			VENDOR	DESCRIPTION		AMOUNT	
51408	11/15/2022	240 E 35 6342 BK 001 0 99 000			Labatt Food Service LLC	Breakfast Food/Non-Food Lunch Food/Non-Food		-2.80	
51408	11/15/2022	240 E 35 6342 LU 001 0 99 000			Labatt Food Service LLC	Breakfast Food/Non-Food Lunch Food/Non-Food		-10.26	
51408	11/15/2022	240 E 35 6341 LU 001 0 99 000			Labatt Food Service LLC	Breakfast Food/Non-Food Lunch Food/Non-Food		-21.64	
51408	11/15/2022	240 E 35 6341 BK 001 0 99 000			Labatt Food Service LLC	Breakfast Food/Non-Food Lunch Food/Non-Food		-5.73	
51408	11/15/2022	240 E 35 6342 BK 001 0 99 000			Labatt Food Service LLC	Breakfast Food/Non-Food Lunch Food/Non-Food		-0.95	
51408	11/15/2022	240 E 35 6342 LU 001 0 99 000			Labatt Food Service LLC	Breakfast Food/Non-Food Lunch Food/Non-Food		-3.51	
51408	11/15/2022	240 E 35 6341 LU 001 0 99 000			Labatt Food Service LLC	Breakfast Food/Non-Food Lunch Food/Non-Food		-21.64	
51408	11/15/2022	240 E 35 6341 BK 001 0 99 000			Labatt Food Service LLC	Breakfast Food/Non-Food Lunch Food/Non-Food		-5.73	
51408	11/15/2022	240 E 35 6342 BK 001 0 99 000			Labatt Food Service LLC	Breakfast Food/Non-Food Lunch Food/Non-Food		-0.95	
51408	11/15/2022	240 E 35 6342 LU 001 0 99 000			Labatt Food Service LLC	Breakfast Food/Non-Food Lunch Food/Non-Food		-3.51	
51408	11/15/2022	240 E 35 6341 LU 001 0 99 000			Labatt Food Service LLC	Breakfast Food/Non-Food Lunch Food/Non-Food		-16.29	
51408	11/15/2022	240 E 35 6341 BK 001 0 99 000			Labatt Food Service LLC	Breakfast Food/Non-Food Lunch Food/Non-Food		-4.31	
51408	11/15/2022	240 E 35 6342 BK 001 0 99 000			Labatt Food Service LLC	Breakfast Food/Non-Food Lunch Food/Non-Food		-0.72	
51408	11/15/2022	240 E 35 6342 LU 001 0 99 000			Labatt Food Service LLC	Breakfast Food/Non-Food Lunch Food/Non-Food		-2.64	
51408	11/15/2022	240 E 35 6341 BK 101 0 99 000			Labatt Food Service LLC	Breakfast/Lunch Food and Non-Food		-6.93	
51408	11/15/2022	240 E 35 6341 LU 101 0 99 000			Labatt Food Service LLC	Breakfast/Lunch Food and Non-Food		-22.51	
51408	11/15/2022	240 E 35 6342 BK 101 0 99 000			Labatt Food Service LLC	Breakfast/Lunch Food and Non-Food		-1.73	
51408	11/15/2022	240 E 35 6342 LU 101 0 99 000			Labatt Food Service LLC	Breakfast/Lunch Food and Non-Food		-3.46	
							Totals for 51408	39,041.36	
51409	11/15/2022	199 E 36 6412 00 001 0 99 UIL			Liberty Hill High School	UIL entry fees.		250.00	
							Totals for 51409	250.00	
51410	11/15/2022	865 E 36 6499 GD 101 0 99 000			Lowes Business Account	Supplies for Garden Club		379.64	
							Totals for 51410	379.64	
51411	11/15/2022	199 E 51 6631 00 830 0 99 000			Magnum Trailers Factory Outlet	12 x 80 Trailer		247.50	
51411	11/15/2022	199 E 51 6631 00 830 0 99 000			Magnum Trailers Factory Outlet	12 x 80 Trailer		5,864.00	
							Totals for 51411	6,111.50	
51412	11/15/2022	199 E 11 6399 00 001 0 22 MFG			Matheson Tri-Gas, Inc.	2022-2023 Gas Cylinder Rentals		116.16	
51412	11/15/2022	199 E 11 6399 00 001 0 22 MFG			Matheson Tri-Gas, Inc.	2022-2023 Gas Cylinder Rentals		56.40	
							Totals for 51412	172.56	
51413	11/15/2022	199 E 41 6219 00 701 0 99 000			Moak Casey LLC	Strategic Planning		3,750.00	
51413	11/15/2022	199 E 41 6219 00 701 0 99 000			Moak Casey LLC	Strategic Planning		156.25	
							Totals for 51413	3,906.25	
51414	11/15/2022	199 E 36 6299 00 001 0 99 SPC			Nunley, Hannah	Judging and practice for Speech and Debate.		325.00	

CHECK CHECK		ACCOUNT			INVOICE		AMOUNT
NUMBER	DATE	NUMBER	VENDOR	DESCRIPTION			
						Totals for 51414	325.00
51415	11/15/2022	199 E 36 6412 00 001 0 99 SPC	O'Connor High School	Speech and Debate entry fees.		122.00	
						Totals for 51415	122.00
51418	11/15/2022	240 E 35 6341 BK 102 0 99 000	DFA Dairy Brands DALLAS	Breakfast/Lunch Food		77.37	
51418	11/15/2022	240 E 35 6341 LU 102 0 99 000	DFA Dairy Brands DALLAS	Breakfast/Lunch Food		232.10	
51418	11/15/2022	240 E 35 6341 BK 102 0 99 000	DFA Dairy Brands DALLAS	Breakfast/Lunch Food		51.57	
51418	11/15/2022	240 E 35 6341 LU 102 0 99 000	DFA Dairy Brands DALLAS	Breakfast/Lunch Food		154.71	
51418	11/15/2022	240 E 35 6341 BK 101 0 99 000	DFA Dairy Brands DALLAS	Breakfast/Lunch Food		51.62	
51418	11/15/2022	240 E 35 6341 LU 101 0 99 000	DFA Dairy Brands DALLAS	Breakfast/Lunch Food		120.43	
51418	11/15/2022	240 E 35 6341 BK 101 0 99 000	DFA Dairy Brands DALLAS	Breakfast/Lunch Food		67.71	
51418	11/15/2022	240 E 35 6341 LU 101 0 99 000	DFA Dairy Brands DALLAS	Breakfast/Lunch Food		155.99	
51418	11/15/2022	240 E 35 6341 LU 041 0 99 000	DFA Dairy Brands DALLAS	Breakfast/Lunch Food		118.85	
51418	11/15/2022	240 E 35 6341 BK 041 0 99 000	DFA Dairy Brands DALLAS	Breakfast/Lunch Food		38.71	
51418	11/15/2022	240 E 35 6341 LU 041 0 99 000	DFA Dairy Brands DALLAS	Breakfast/Lunch Food		103.21	
51418	11/15/2022	240 E 35 6341 BK 041 0 99 000	DFA Dairy Brands DALLAS	Breakfast/Lunch Food		34.41	
51418	11/15/2022	240 E 35 6341 LU 001 0 99 000	DFA Dairy Brands DALLAS	Breakfast/Lunch Food		80.16	
51418	11/15/2022	240 E 35 6341 BK 001 0 99 000	DFA Dairy Brands DALLAS	Breakfast/Lunch Food		25.81	
51418	11/15/2022	240 E 35 6341 LU 001 0 99 000	DFA Dairy Brands DALLAS	Breakfast/Lunch Food		51.62	
51418	11/15/2022	240 E 35 6341 BK 001 0 99 000	DFA Dairy Brands DALLAS	Breakfast/Lunch Food		34.41	
51418	11/15/2022	240 E 35 6341 BK 102 0 99 000	DFA Dairy Brands DALLAS	Breakfast/Lunch Food		60.18	
51418	11/15/2022	240 E 35 6341 LU 102 0 99 000	DFA Dairy Brands DALLAS	Breakfast/Lunch Food		180.53	
51418	11/15/2022	240 E 35 6341 BK 102 0 99 000	DFA Dairy Brands DALLAS	Breakfast/Lunch Food		77.37	
51418	11/15/2022	240 E 35 6341 LU 102 0 99 000	DFA Dairy Brands DALLAS	Breakfast/Lunch Food		232.10	
51418	11/15/2022	240 E 35 6341 BK 101 0 99 000	DFA Dairy Brands DALLAS	Breakfast/Lunch Food		30.96	
51418	11/15/2022	240 E 35 6341 LU 101 0 99 000	DFA Dairy Brands DALLAS	Breakfast/Lunch Food		72.23	
51418	11/15/2022	240 E 35 6341 LU 041 0 99 000	DFA Dairy Brands DALLAS	Breakfast/Lunch Food		51.57	
51418	11/15/2022	240 E 35 6341 BK 041 0 99 000	DFA Dairy Brands DALLAS	Breakfast/Lunch Food		17.19	
51418	11/15/2022	240 E 35 6341 LU 041 0 99 000	DFA Dairy Brands DALLAS	Breakfast/Lunch Food		131.76	
51418	11/15/2022	240 E 35 6341 BK 041 0 99 000	DFA Dairy Brands DALLAS	Breakfast/Lunch Food		43.01	
51418	11/15/2022	240 E 35 6341 LU 001 0 99 000	DFA Dairy Brands DALLAS	Breakfast/Lunch Food		67.28	
51418	11/15/2022	240 E 35 6341 BK 001 0 99 000	DFA Dairy Brands DALLAS	Breakfast/Lunch Food		21.52	
51418	11/15/2022	240 E 35 6341 LU 001 0 99 000	DFA Dairy Brands DALLAS	Breakfast/Lunch Food		80.16	
51418	11/15/2022	240 E 35 6341 BK 001 0 99 000	DFA Dairy Brands DALLAS	Breakfast/Lunch Food		25.81	
						Totals for 51418	2,490.35
51419	11/15/2022	199 E 31 6339 00 833 0 23 SHR	Pearson	Product: 0158038479 - OWLS-II LC/OE Form A record forms qty 25 (print)		96.00	

CHECK CHECK		ACCOUNT		INVOICE		AMOUNT
NUMBER	DATE	NUMBER	VENDOR	DESCRIPTION		
					Totals for 51419	96.00
51420	11/15/2022	199 E 11 6399 00 001 0 22 MFG	PMI Steel Pipe	7/8 " sucker rod and 1/4" Flat 3.4 for Welding class.		523.15
					Totals for 51420	523.15
51421	11/15/2022	199 E 12 6399 00 041 0 99 000	PTP Magazine Subscriptions	Danforth PTP Renewal 22-23		245.02
					Totals for 51421	245.02
51422	11/15/2022	199 E 11 6399 00 101 0 11 GEN	Really Good Stuff	Supplies for Ms. Parma		426.11
					Totals for 51422	426.11
51423	11/15/2022	161 E 36 6499 00 001 0 91 000	RMA Toll Processing	Toll Bill for Athletic 10/14		3.85
					Totals for 51423	3.85
51424	11/15/2022	161 E 36 6499 00 001 0 91 SWN	Southwest ISD	Swim Entry Fees		102.00
					Totals for 51424	102.00
51425	11/15/2022	199 E 41 6399 00 750 0 99 HRS	Staples Business Advantage	Office Supplies		16.99
51425	11/15/2022	199 E 41 6394 00 750 0 99 HRS	Staples Business Advantage	Toner Cartridges for Printer		369.40
					Totals for 51425	386.39
51426	11/15/2022	161 E 36 6399 00 001 0 91 SWN	Swim Freak, LLC	Swim Uniform -Arena Female Suit INV-11112022WHS		62.00
					Totals for 51426	62.00
51427	11/15/2022	240 E 35 6341 LU 101 0 99 000	The New World Bakery, Inc	Breakfast/Lunch Food		134.25
51427	11/15/2022	240 E 35 6341 LU 041 0 99 000	The New World Bakery, Inc	Breakfast/Lunch Food		27.00
51427	11/15/2022	240 E 35 6341 BK 041 0 99 000	The New World Bakery, Inc	Breakfast/Lunch Food		19.00
51427	11/15/2022	240 E 35 6341 LU 001 0 99 000	The New World Bakery, Inc	Breakfast/Lunch Food		90.00
51427	11/15/2022	240 E 35 6341 BK 001 0 99 000	The New World Bakery, Inc	Breakfast/Lunch Food		15.20
					Totals for 51427	285.45
51428	11/15/2022	461 E 36 6499 AA 001 0 91 000	Vasara Photography	Girls Basketball Photo Banners		1,125.00
51428	11/15/2022	461 E 36 6499 AA 001 0 91 000	Vasara Photography	Girls Basketball Photo Banners		525.00
					Totals for 51428	1,650.00
51429	11/15/2022	461 E 36 6499 87 001 0 99 000	Weaver, Daniel	Refund for AP US History Test.		97.00
					Totals for 51429	97.00
51433	11/15/2022	199 E 11 6399 00 001 0 22 MFG	Wimberley Ace Hardware	Open PO for Supplies		75.65

CHECK		CHECK		ACCOUNT		INVOICE			
NUMBER	DATE	NUMBER			VENDOR	DESCRIPTION		AMOUNT	
51433	11/15/2022	199 E 11 6399 00 001 0 22 MFG	Wimberley Ace Hardware		Open PO for Supplies			8.49	
51433	11/15/2022	199 E 11 6399 00 001 0 22 MFG	Wimberley Ace Hardware		Open PO for Supplies			37.09	
51433	11/15/2022	199 E 51 6319 00 001 0 99 000	Wimberley Ace Hardware		SEP - FEB 22-23 OPEN PO FOR MAINT SUPPLIES AND MATERIALS			7.64	
51433	11/15/2022	199 E 51 6319 00 001 0 99 000	Wimberley Ace Hardware		SEP - FEB 22-23 OPEN PO FOR MAINT SUPPLIES AND MATERIALS			-7.64	
51433	11/15/2022	199 E 51 6319 00 830 0 99 000	Wimberley Ace Hardware		SEP - FEB 22-23 OPEN PO FOR MAINT SUPPLIES AND MATERIALS			2.99	
51433	11/15/2022	199 E 51 6319 00 101 0 99 000	Wimberley Ace Hardware		SEP - FEB 22-23 OPEN PO FOR MAINT SUPPLIES AND MATERIALS			0.64	
51433	11/15/2022	199 E 51 6319 00 804 0 99 000	Wimberley Ace Hardware		SEP - FEB 22-23 OPEN PO FOR MAINT SUPPLIES AND MATERIALS			29.74	
51433	11/15/2022	199 E 51 6319 00 830 0 99 000	Wimberley Ace Hardware		SEP - FEB 22-23 OPEN PO FOR MAINT SUPPLIES AND MATERIALS			49.99	
51433	11/15/2022	199 E 51 6319 00 830 0 99 000	Wimberley Ace Hardware		SEP - FEB 22-23 OPEN PO FOR MAINT SUPPLIES AND MATERIALS			-49.99	
51433	11/15/2022	199 E 51 6319 00 830 0 99 000	Wimberley Ace Hardware		SEP - FEB 22-23 OPEN PO FOR MAINT SUPPLIES AND MATERIALS			5.60	
51433	11/15/2022	199 E 51 6319 00 101 0 99 000	Wimberley Ace Hardware		SEP - FEB 22-23 OPEN PO FOR MAINT SUPPLIES AND MATERIALS			16.99	
51433	11/15/2022	199 E 51 6319 00 041 0 99 000	Wimberley Ace Hardware		SEP - FEB 22-23 OPEN PO FOR MAINT SUPPLIES AND MATERIALS			14.09	
51433	11/15/2022	199 E 51 6319 00 830 0 99 000	Wimberley Ace Hardware		SEP - FEB 22-23 OPEN PO FOR MAINT SUPPLIES AND MATERIALS			37.99	
51433	11/15/2022	199 E 51 6319 00 001 0 99 000	Wimberley Ace Hardware		SEP - FEB 22-23 OPEN PO FOR MAINT SUPPLIES AND MATERIALS			23.78	
51433	11/15/2022	199 E 51 6319 00 830 0 99 000	Wimberley Ace Hardware		SEP - FEB 22-23 OPEN PO FOR MAINT SUPPLIES AND MATERIALS			5.08	
51433	11/15/2022	199 E 51 6319 00 830 0 99 000	Wimberley Ace Hardware		SEP - FEB 22-23 OPEN PO FOR MAINT SUPPLIES AND MATERIALS			22.99	
								Totals for 51433	281.12
51434	11/17/2022	461 E 36 6499 A4 001 0 91 000	Agricultural Society of Fischer Sto Volleyball Banquet 2022 Deposit					400.00	
51434	11/17/2022	461 E 36 6499 A4 001 0 91 000	Agricultural Society of Fischer Sto Volleyball Banquet 2022 Rental Fee					400.00	
								Totals for 51434	800.00
51435	11/17/2022	461 E 36 6499 SO 001 0 23 000	Amazon Capital Services		Bowling Shirts Special Olympics.			259.87	
51435	11/17/2022	493 E 11 6399 00 001 0 23 G03	Amazon Capital Services		***WEF*** From Seed to Smoothies			771.93	
51435	11/17/2022	199 E 51 6319 01 830 0 99 000	Amazon Capital Services		General Supplies			200.92	
51435	11/17/2022	461 E 36 6499 35 101 0 99 000	Amazon Capital Services		Supplies for Art			100.75	
								Totals for 51435	1,333.47
51436	11/17/2022	199 E 51 6319 00 041 0 99 000	Architectural Division 8 Inc		Danforth Junior High 300 Wing room 321			75.00	
								Totals for 51436	75.00
51437	11/17/2022	461 E 36 6499 A6 001 0 91 000	Athletic Supply Inc.		Tennis Supplies			724.00	
								Totals for 51437	724.00
51438	11/17/2022	199 E 23 6394 00 001 0 99 000	B & H Photo & Electronics Corp.		Wireless Mouse			74.99	
								Totals for 51438	74.99
51439	11/17/2022	240 E 35 6341 BK 102 0 99 SCA	Brothers Food Service		Breakfast/Lunch Produce			20.96	
51439	11/17/2022	240 E 35 6341 LU 102 0 99 SCA	Brothers Food Service		Breakfast/Lunch Produce			144.94	

CHECK		CHECK		ACCOUNT		INVOICE				
NUMBER	DATE	NUMBER				VENDOR	DESCRIPTION			AMOUNT
									Totals for 51454	523.71
51455	11/17/2022	240 E 35 6341 LU 041 0 99 000				The New World Bakery, Inc	Breakfast/Lunch Food			32.40
51455	11/17/2022	240 E 35 6341 BK 041 0 99 000				The New World Bakery, Inc	Breakfast/Lunch Food			9.50
51455	11/17/2022	240 E 35 6341 LU 001 0 99 000				The New World Bakery, Inc	Breakfast/Lunch Food			27.00
51455	11/17/2022	240 E 35 6341 BK 001 0 99 000				The New World Bakery, Inc	Breakfast/Lunch Food			13.30
51455	11/17/2022	240 E 35 6341 LU 101 0 99 000				The New World Bakery, Inc	Breakfast/Lunch Food			95.40
									Totals for 51455	177.60
51456	11/17/2022	161 E 36 6499 00 001 0 91 FTB				TxTag	Toll Bill for Football on September 08 and September 09			33.58
									Totals for 51456	33.58
51457	11/17/2022	199 E 21 6411 MI 832 0 99 000				Valentine, Jason	Travel Reimbursement 10/28/22 - 11/01/22			165.00
51457	11/17/2022	199 E 23 6411 MI 001 0 99 000				Valentine, Jason	Travel Reimbursement 10/28/22 - 11/01/22			396.25
									Totals for 51457	561.25
51461	11/17/2022	199 E 51 6319 00 804 0 99 000				Wimberley Ace Hardware	SEP - FEB 22-23 OPEN PO FOR MAINT SUPPLIES AND MATERIALS			4.75
51461	11/17/2022	199 E 51 6319 00 804 0 99 000				Wimberley Ace Hardware	SEP - FEB 22-23 OPEN PO FOR MAINT SUPPLIES AND MATERIALS			89.23
51461	11/17/2022	199 E 51 6319 00 808 0 99 000				Wimberley Ace Hardware	SEP - FEB 22-23 OPEN PO FOR MAINT SUPPLIES AND MATERIALS			32.28
51461	11/17/2022	199 E 51 6319 00 001 0 99 000				Wimberley Ace Hardware	SEP - FEB 22-23 OPEN PO FOR MAINT SUPPLIES AND MATERIALS			8.51
51461	11/17/2022	199 E 51 6319 00 001 0 99 000				Wimberley Ace Hardware	SEP - FEB 22-23 OPEN PO FOR MAINT SUPPLIES AND MATERIALS			11.88
51461	11/17/2022	199 E 51 6319 00 041 0 99 000				Wimberley Ace Hardware	SEP - FEB 22-23 OPEN PO FOR MAINT SUPPLIES AND MATERIALS			1.35
51461	11/17/2022	199 E 51 6319 00 101 0 99 000				Wimberley Ace Hardware	SEP - FEB 22-23 OPEN PO FOR MAINT SUPPLIES AND MATERIALS			2.54
51461	11/17/2022	199 E 11 6399 00 001 0 22 FCS				Wimberley Ace Hardware	Open PO for supplies for Family Consumer Science Classroom.			39.96
51461	11/17/2022	199 E 51 6319 00 001 0 99 000				Wimberley Ace Hardware	SEP - FEB 22-23 OPEN PO FOR MAINT SUPPLIES AND MATERIALS			45.87
51461	11/17/2022	199 E 51 6319 00 808 0 99 000				Wimberley Ace Hardware	SEP - FEB 22-23 OPEN PO FOR MAINT SUPPLIES AND MATERIALS			11.07
51461	11/17/2022	199 E 51 6319 00 830 0 99 000				Wimberley Ace Hardware	SEP - FEB 22-23 OPEN PO FOR MAINT SUPPLIES AND MATERIALS			14.43
51461	11/17/2022	199 E 51 6319 00 001 0 99 000				Wimberley Ace Hardware	SEP - FEB 22-23 OPEN PO FOR MAINT SUPPLIES AND MATERIALS			27.49
51461	11/17/2022	199 E 51 6319 00 804 0 99 000				Wimberley Ace Hardware	SEP - FEB 22-23 OPEN PO FOR MAINT SUPPLIES AND MATERIALS			8.13
51461	11/17/2022	195 E 53 6499 00 831 0 99 000				Wimberley Ace Hardware	22/23 OPEN PO TECH MATERIALS AND SUPPLIES			41.99
									Totals for 51461	339.48
51463	11/29/2022	199 E 11 6219 IN 101 0 23 000				San Marcos Interpreting Service for ASL Interpreting Services at JWE for student				3,368.36
									Totals for 51463	3,368.36
									Totals for checks	440,137.15

FUND SUMMARY

FUND	DESCRIPTION	BALANCE SHEET	REVENUE	EXPENSE	TOTAL
161	Athletics Fund	0.00	0.00	26,012.28	26,012.28
162	Band	0.00	0.00	1,902.12	1,902.12
195	ERATE/Technology	0.00	0.00	9,306.63	9,306.63
199	General Operating Fund	9,459.00	0.00	263,415.42	272,874.42
240	Food Service Fund	0.00	0.00	71,660.51	71,660.51
244	CARL PERKINS, TITLE I PART C	0.00	0.00	3,000.00	3,000.00
284	IDEA-B Preschool - ARRA-LEA	0.00	0.00	1,000.00	1,000.00
429	State Funded Grants	0.00	0.00	25.50	25.50
461	Campus Activity Funds	0.00	0.00	36,312.03	36,312.03
493	WISD Education Foundation	0.00	0.00	5,771.93	5,771.93
711	Afterschool Program	0.00	0.00	558.36	558.36
865	ACTIVITY FUND	0.00	0.00	11,713.37	11,713.37
***	Fund Summary Totals ***	9,459.00	0.00	430,678.15	440,137.15

***** End of report *****

Portfolio Investments Summary

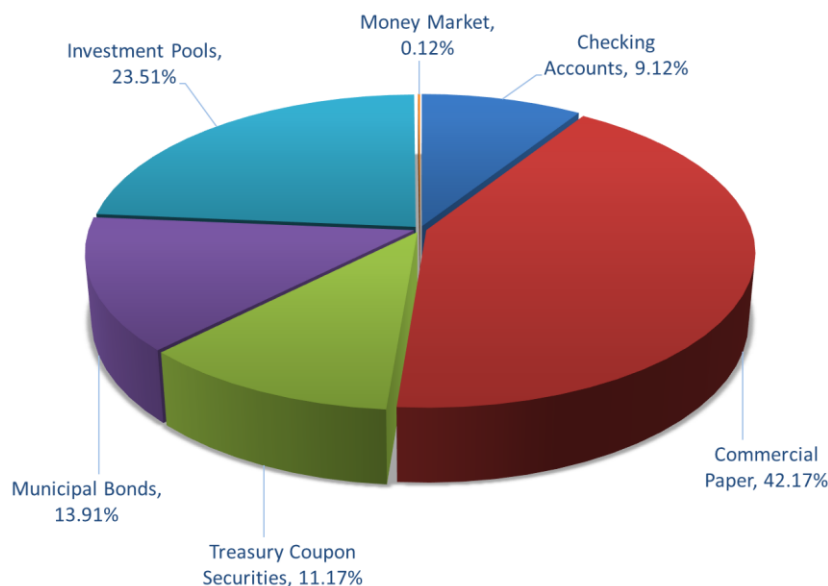
1st Quarter Ending November 30, 2022

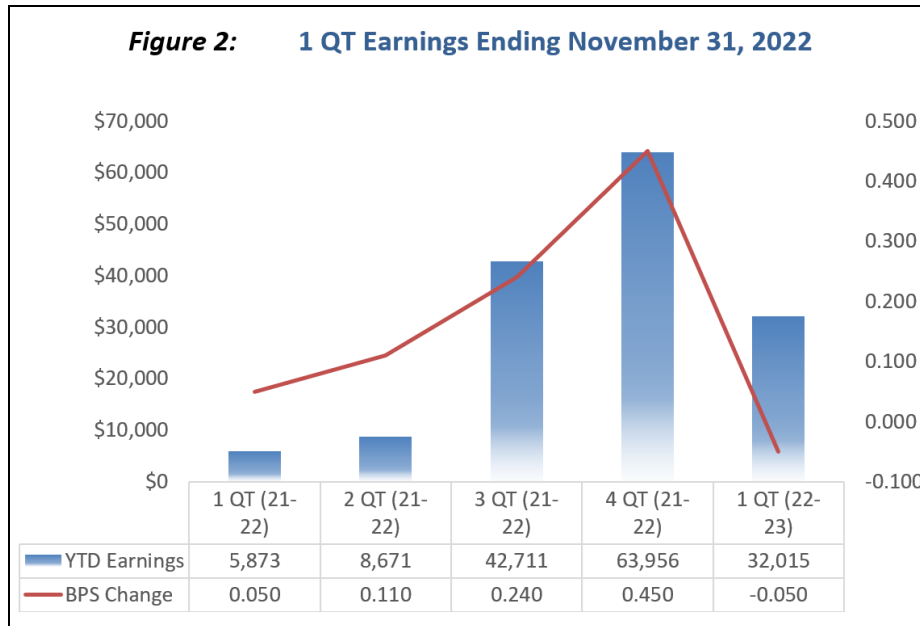
Your Portfolio:

While the fear of a possible recession continues, the 1st QT of 2022-23 showed that inflation eased during October, which raised hopes that the Fed can slow the pace of its massive interest rate hikes to curtail the rising inflation. The US economy grew faster in the recent quarter than the previous two quarters that faced an economic contraction. Gas prices have also declined significantly, as we've experienced at the gas pump. Moddy's Analytic chief economist Mark Zandi, is increasingly confident that the American economy will – narrowly – escape a recession. He also went on to say, "My baseline is still no recession. That has not changed. But I do feel more confident than I did a few months ago." "Inflation is moderating. Oil prices are stable to down. Employment growth is slowing. Layoffs are normalizing (Egan, 2022)." Consequently, the Fed has suggested that they may decrease the magnitude of rate hikes by 0.50% by mid-December, instead of the 0.75% that we have seen over the couple of rate hikes (Light, 2022).

The bond market, on the other hand, continues to show a decline in volatility. The aim of reducing demand and credit by the Fed, could take the Fed rate to 4.75 by the end of 2022, thus stabilizing bond yields, which currently range between 4.30-4.74% in the 3-12-month maturity. Our current investment portfolio is fully invested in ultra-high-quality securities, mainly treasury bonds and highly-rated municipal bonds. Due to the current and forecasted nature of our economic environment TCG recommends continuing the same bond ladder with shorter duration bonds targeting the 1-2-year term maturity, as this tends to capture the yield increases of the past year while locking in rates for a period of time, should we experience rate cuts in the near future. During the 1st QT, the average daily balance was \$13.9M (decrease of 35% from the previous 4 QT). YTD earnings were \$32,015 (decrease of 49.9% from the previous 4 QT) at an average rate of return of 0.92% (decrease 5 BPS) as depicted in Figure 2. The entire portfolio's ending book value was \$13,704,069 with a market value of \$13,605,294 as of the end of the 1 QT. Figure 1 below shows the District's investments portfolio asset allocation by investment type.

**Figure 1: Investment Portfolio Allocation
1 QT Ending November 30, 2022**





References

Egan, M. (2022, December 1). *Why Mark Zandi says the US Economy will Narrowly Avoid a Recession.*
<https://www.cnn.com/2022/12/01/economy/zandi-us-could-avoid-recession/index.html>

Light, E. (2022, December 2). TCG – *Quarterly Investment Update: 1 QT 2022-23.* Internal email communication.



**Wimberley ISD
Portfolio Management
Portfolio Summary
November 30, 2022**

TCG Advisors, a HUB Intl Co
900 S Capital of Texas Hwy
350
Austin, TX 78746
(512)600-5200

Investments	Par Value	Market Value	Book Value	% of Portfolio	Term	Days to Maturity	YTM 365 Equiv.
Checking Accounts	1,249,944.46	1,249,944.46	1,249,944.46	9.12	1	1	0.000
Commercial Paper Disc. -Amortizing	5,787,000.00	5,750,545.95	5,779,282.76	42.17	350	56	0.888
Treasury Coupon Securities	1,026,000.00	989,965.08	1,025,125.76	7.48	727	293	0.339
Treasury Discounts -Amortizing	507,000.00	504,693.15	505,363.53	3.69	182	42	2.895
Municipal Bonds	1,900,000.00	1,872,490.73	1,906,697.50	13.91	677	158	0.331
Investment Pools	3,221,432.70	3,221,432.70	3,221,432.70	23.51	1	1	3.990
Money Markets	16,222.27	16,222.27	16,222.27	0.12	1	1	0.300
Investments	13,707,599.43	13,605,294.34	13,704,068.98	100.00%	303	69	1.491
Cash and Accrued Interest							
Accrued Interest at Purchase		0.00	0.00				
Ending Accrued Interest		5,387.26	5,387.26				
Subtotal		5,387.26	5,387.26				
Total Cash and Investments Value	13,707,599.43	13,610,681.60	13,709,456.24		303	69	1.491

Total Earnings	November 30 Period Ending
Current Year	32,014.99
Average Daily Balance	13,926,676.16
Effective Rate of Return	0.92%

Moises Santiago, Chief Financial Officer



**Wimberley ISD
Fund ACT - Activity
Investments by Fund
November 30, 2022**

TCG Advisors, a HUB Intl Co
900 S Capital of Texas Hwy
350
Austin, TX 78746
(512)600-5200

CUSIP	Investment #	Issuer	Purchase Date	Book Value	Par Value	Market Value	Current Rate	YTM 360	YTM 365	Maturity Days To Date Maturity
Checking Accounts										
1112	10400	Wells Fargo Bank	01/01/2019	548,915.82	548,915.82	548,915.82				1
Subtotal and Average				548,915.82	548,915.82	548,915.82		0.000	0.000	1
Investment Pools										
SYS10417	10441	LoneStar	03/06/2020	166,255.33	166,255.33	166,255.33	3.990	3.935	3.990	1
Subtotal and Average				166,255.33	166,255.33	166,255.33		3.935	3.990	1
Total Investments and Average				715,171.15	715,171.15	715,171.15		0.915	0.928	1

**Fund CP - Capital Projects
Investments by Fund
November 30, 2022**

CUSIP	Investment #	Issuer	Purchase Date	Book Value	Par Value	Market Value	Current Rate	YTM 360	YTM 365	Maturity Days To Date Maturity
Checking Accounts										
1112	10411	Wells Fargo Bank	01/01/2019	0.00	0.00	0.00				1
Subtotal and Average				0.00	0.00	0.00		0.000	0.000	0
Total Investments and Average				0.00	0.00	0.00		0.000	0.000	0

**Fund IS - Interest and Sinking
Investments by Fund
November 30, 2022**

CUSIP	Investment #	Issuer	Purchase Date	Book Value	Par Value	Market Value	Current Rate	YTM 360	YTM 365	Maturity Days To Date Maturity
Checking Accounts										
1112	10412	Wells Fargo Bank	01/01/2019	1,156.30	1,156.30	1,156.30				1
Subtotal and Average				1,156.30	1,156.30	1,156.30		0.000	0.000	1
Investment Pools										
SYS10417	10433	LoneStar	01/01/2019	1,515,903.95	1,515,903.95	1,515,903.95	3.990	3.935	3.990	1
Subtotal and Average				1,515,903.95	1,515,903.95	1,515,903.95		3.935	3.990	1
Total Investments and Average				1,517,060.25	1,517,060.25	1,517,060.25		3.932	3.987	1

**Fund ACTPYB - Accounts Payable
Investments by Fund
November 30, 2022**

CUSIP	Investment #	Issuer	Purchase Date	Book Value	Par Value	Market Value	Current Rate	YTM 360	YTM 365	Maturity Days To Date Maturity
Checking Accounts										
1112	10414	Wells Fargo Bank	01/01/2019	38,586.84	38,586.84	38,586.84				1
Subtotal and Average				38,586.84	38,586.84	38,586.84		0.000	0.000	1
Total Investments and Average				38,586.84	38,586.84	38,586.84		0.000	0.000	1

**Fund GEN - General
Investments by Fund
November 30, 2022**

CUSIP	Investment #	Issuer	Purchase Date	Book Value	Par Value	Market Value	Current Rate	YTM 360	YTM 365	Maturity Date	Days To Maturity
Checking Accounts											
1112	10413	Wells Fargo Bank	01/01/2019	339,107.56	339,107.56	339,107.56					1
Subtotal and Average				339,107.56	339,107.56	339,107.56		0.000	0.000		1
Commercial Paper Disc. -Amortizing											
912796S34	10488	U.S. Treasury	02/10/2022	3,765,972.90	3,771,000.00	3,747,245.34	0.858	0.874	0.887	01/26/2023	56
Subtotal and Average				3,765,972.90	3,771,000.00	3,747,245.34		0.875	0.887		56
Municipal Bonds											
510336SR2	10475	LAKE ORION CMNTY SCH	06/29/2021	1,000,005.66	1,000,000.00	982,820.60	0.300	0.295	0.300	05/01/2023	151
Subtotal and Average				1,000,005.66	1,000,000.00	982,820.60		0.296	0.300		151
Investment Pools											
SYS10417	10432	LoneStar	01/01/2019	1,539,273.42	1,539,273.42	1,539,273.42	3.990	3.935	3.990		1
Subtotal and Average				1,539,273.42	1,539,273.42	1,539,273.42		3.935	3.990		1
Money Markets											
TD MM	10466	TD Ameritrade Money Market	05/12/2021	4,382.56	4,382.56	4,382.56	0.300	0.295	0.299		1
Subtotal and Average				4,382.56	4,382.56	4,382.56		0.295	0.300		1
Total Investments and Average				6,648,742.10	6,653,763.54	6,612,829.48		1.451	1.471		54

**Fund PYRLL - Payroll
Investments by Fund
November 30, 2022**

CUSIP	Investment #	Issuer	Purchase Date	Book Value	Par Value	Market Value	Current Rate	YTM 360	YTM 365	Maturity Days To Date Maturity
Checking Accounts										
1112	10415	Wells Fargo Bank	01/01/2019	322,177.94	322,177.94	322,177.94				1
Subtotal and Average				322,177.94	322,177.94	322,177.94		0.000	0.000	1
Total Investments and Average				322,177.94	322,177.94	322,177.94		0.000	0.000	1

**Fund CP2018 - Capital Projects 2018
Investments by Fund
November 30, 2022**

CUSIP	Investment #	Issuer	Purchase Date	Book Value	Par Value	Market Value	Current Rate	YTM 360	YTM 365	Maturity Days To Date Maturity
Investment Pools										
SYS10417	10418	LoneStar	01/01/2019	0.00	0.00	0.00	3.990	3.935	3.990	1
Subtotal and Average				0.00	0.00	0.00	0.000	0.000	0.000	0
Total Investments and Average				0.00	0.00	0.00	0.000	0.000	0.000	0

**Fund DBTSRV - Debt Service
Investments by Fund
November 30, 2022**

CUSIP	Investment #	Issuer	Purchase Date	Book Value	Par Value	Market Value	Current Rate	YTM 360	YTM 365	Maturity Date	Days To Maturity
Commercial Paper Disc. -Amortizing											
912796S34	10486	U.S. Treasury	02/10/2022	2,013,309.86	2,016,000.00	2,003,300.61	0.859	0.876	0.888	01/26/2023	56
Subtotal and Average				2,013,309.86	2,016,000.00	2,003,300.61		0.877	0.889		56
Treasury Coupon Securities											
91282CCD1	10472	U.S. Treasury	06/10/2021	74,995.24	75,000.00	73,353.51	0.125	0.152	0.154	05/31/2023	181
91282CCU3	10481	U.S. Treasury	09/02/2021	499,709.08	500,000.00	483,105.45	0.125	0.202	0.205	08/31/2023	273
91282CDD0	10484	U.S. Treasury	11/02/2021	450,421.44	451,000.00	433,506.12	0.375	0.511	0.518	10/31/2023	334
Subtotal and Average				1,025,125.76	1,026,000.00	989,965.08		0.335	0.339		293
Treasury Discounts -Amortizing											
912796XR5	10491	U.S. Treasury	07/14/2022	505,363.53	507,000.00	504,693.15	2.776	2.855	2.894	01/12/2023	42
Subtotal and Average				505,363.53	507,000.00	504,693.15		2.855	2.895		42
Municipal Bonds											
223663KW4	10476	COWETA CO GA WTR-A	07/08/2021	403,474.82	400,000.00	395,021.28	2.000	0.256	0.260	06/01/2023	182
230198JY0	10473	CULLMAN CO WTR REV-B	06/24/2021	503,217.02	500,000.00	494,648.85	2.000	0.443	0.450	05/01/2023	151
Subtotal and Average				906,691.84	900,000.00	889,670.13		0.360	0.365		164
Money Markets											
TD MM	10448	TD Ameritrade Money Market	10/14/2020	11,839.71	11,839.71	11,839.71	0.300	0.295	0.299		1
Subtotal and Average				11,839.71	11,839.71	11,839.71		0.295	0.300		1
Total Investments and Average				4,462,330.70	4,460,839.71	4,399,468.68		0.870	0.882		130



**Wimberley ISD
Summary by Type
November 30, 2022
Grouped by Fund**

TCG Advisors, a HUB Intl Co
900 S Capital of Texas Hwy
350
Austin, TX 78746
(512)600-5200

Security Type	Number of Investments	Par Value	Book Value	% of Portfolio	Average YTM 365	Average Days to Maturity
Fund: Activity						
Investment Pools	1	166,255.33	166,255.33	1.21	3.990	1
Checking Accounts	1	548,915.82	548,915.82	4.01	0.000	1
Subtotal	2	715,171.15	715,171.15	5.22	0.928	1
Fund: Accounts Payable						
Checking Accounts	1	38,586.84	38,586.84	0.28	0.000	1
Subtotal	1	38,586.84	38,586.84	0.28	0.000	1
Fund: Capital Projects						
Checking Accounts	1	0.00	0.00	0.00	0.000	0
Subtotal	1	0.00	0.00	0.00	0.000	0
Fund: Capital Projects 2018						
Investment Pools	1	0.00	0.00	0.00	0.000	0
Subtotal	1	0.00	0.00	0.00	0.000	0
Fund: Debt Service						
Municipal Bonds	2	900,000.00	906,691.84	6.62	0.365	165
Money Markets	1	11,839.71	11,839.71	0.09	0.300	1
Commercial Paper Disc. -Amortizing	1	2,016,000.00	2,013,309.86	14.69	0.889	56
Treasury Coupon Securities	3	1,026,000.00	1,025,125.76	7.48	0.339	293
Treasury Discounts -Amortizing	1	507,000.00	505,363.53	3.69	2.895	42
Subtotal	8	4,460,839.71	4,462,330.70	32.57	0.882	131
Fund: General						
Municipal Bonds	1	1,000,000.00	1,000,005.66	7.30	0.300	151
Investment Pools	1	1,539,273.42	1,539,273.42	11.23	3.990	1
Money Markets	1	4,382.56	4,382.56	0.03	0.300	1
Commercial Paper Disc. -Amortizing	1	3,771,000.00	3,765,972.90	27.48	0.887	56
Checking Accounts	1	339,107.56	339,107.56	2.47	0.000	1
Subtotal	5	6,653,763.54	6,648,742.10	48.51	1.471	55

Wimberley ISD
 Summary by Type
 November 30, 2022
 Grouped by Fund

Security Type	Number of Investments	Par Value	Book Value	% of Portfolio	Average YTM 365	Average Days to Maturity
Fund: Interest and Sinking						
Investment Pools	1	1,515,903.95	1,515,903.95	11.06	3.990	1
Checking Accounts	1	1,156.30	1,156.30	0.01	0.000	1
Subtotal	2	1,517,060.25	1,517,060.25	11.07	3.987	1
Fund: Payroll						
Checking Accounts	1	322,177.94	322,177.94	2.35	0.000	1
Subtotal	1	322,177.94	322,177.94	2.35	0.000	1
Total and Average	21	13,707,599.43	13,704,068.98	100.00	1.491	69



Wimberley ISD
Cash Reconciliation Report
For the Period September 1, 2022 - November 30, 2022
Grouped by Fund

TCG Advisors, a HUB Intl Co
 900 S Capital of Texas Hwy
 350
 Austin, TX 78746
 (512)600-5200

Trans. Date	Investment #	Fund	Trans. Type	Security ID	Par Value	Security Description	Maturity Date	Purchases	Interest	Redemptions	Cash
Debt Service											
10/31/2022	10484	DBTSRV	Interest	91282CDD0	451,000.00	USTR 0.5M 0.38% Mat. 10/31/2023	10/31/2023	0.00	845.63	0.00	845.63
11/01/2022	10473	DBTSRV	Interest	230198JY0	500,000.00	CULLMA 0.5M 2.00% Mat.	05/01/2023	0.00	5,000.00	0.00	5,000.00
11/30/2022	10472	DBTSRV	Interest	91282CCD1	75,000.00	USTR 0.1M 0.13% Mat. 05/31/2023	05/31/2023	0.00	46.88	0.00	46.88
Subtotal								0.00	5,892.51	0.00	5,892.51
General											
09/14/2022	10492	GEN	Sale	912796V55	1,853,000.00	0.0M 2.23%	10/13/2022	0.00	0.00	1,853,000.00	1,853,000.00
10/24/2022	10488	GEN	Sale	912796S34	5,035,000.00	0.0M 0.86%	01/26/2023	0.00	0.00	1,251,100.87	1,251,100.87
11/01/2022	10475	GEN	Interest	510336SR2	1,000,000.00	LAKEOR 1.0M 0.30% Mat.	05/01/2023	0.00	1,500.00	0.00	1,500.00
Subtotal								0.00	1,500.00	3,104,100.87	3,105,600.87
Total								0.00	7,392.51	3,104,100.87	3,111,493.38



**Wimberley ISD
Sales/Call Report
Sorted by Fund - Maturity Date
September 1, 2022 - November 30, 2022**

TCG Advisors, a HUB Intl Co
900 S Capital of Texas Hwy
350
Austin, TX 78746
(512)600-5200

CUSIP	Investment #	Fund	Issuer Sec. Type	Purchase Date	Redem. Date Matur. Date	Par Value	Rate at Redem.	Book Value at Redem.	Redemption Principal	Redemption Interest	Total Amount	Net Income
General												
912796V55	10492	GEN	USTR ATD	07/14/2022	09/14/2022 10/13/2022	1,853,000.00	2.226	1,849,684.93	1,853,000.00	0.00	1,853,000.00	3,315.07
912796S34	10488	GEN	USTR ACP	02/10/2022	10/24/2022 01/26/2023	1,264,000.00	0.858	1,261,171.55	1,251,100.87	0.00	1,251,075.87	-10,095.68
Subtotal						3,117,000.00		3,110,856.48	3,104,100.87	0.00	3,104,075.87	-6,780.61
Total Sales						3,117,000.00		3,110,856.48	3,104,100.87	0.00	3,104,075.87	-6,780.61



Wimberley ISD
Interest Earnings
Sorted by Fund - Maturity Date
September 1, 2022 - November 30, 2022
Yield on Beginning Book Value

TCG Advisors, a HUB Intl Co
 900 S Capital of Texas Hwy
 350
 Austin, TX 78746
 (512)600-5200

CUSIP	Investment #	Fund	Security Type	Ending Par Value	Beginning Book Value	Ending Book Value	Maturity Date	Current Rate	Annualized Yield	Adjusted Interest Earnings		
										Interest Earned	Amortization/ Accretion	Adjusted Interest Earnings
Fund: Activity												
SYS10417	10441	ACT	RRP	166,255.33	211,548.41	166,255.33		3.990	2.817	1,485.92	0.00	1,485.92
1112	10400	ACT	PA1	548,915.82	418,019.57	548,915.82				0.00	0.00	0.00
			Subtotal	715,171.15	629,567.98	715,171.15			0.947	1,485.92	0.00	1,485.92
Fund: Accounts Payable												
1112	10414	ACTPYB	PA1	38,586.84	253,887.28	38,586.84				0.00	0.00	0.00
			Subtotal	38,586.84	253,887.28	38,586.84				0.00	0.00	0.00
Fund: Capital Projects												
1112	10411	CP	PA1	0.00	585.44	0.00				0.00	0.00	0.00
			Subtotal	0.00	585.44	0.00				0.00	0.00	0.00
Fund: Capital Projects 2018												
SYS10417	10418	CP2018	RRP	0.00	29.01	0.00		3.990	0.968	0.07	0.00	0.07
			Subtotal	0.00	29.01	0.00			0.968	0.07	0.00	0.07
Fund: Debt Service												
TD MM	10448	DBTSRV	RR2	11,839.71	5,942.05	11,839.71		0.300	0.348	5.15	0.00	5.15
912796XR5	10491	DBTSRV	ATD	507,000.00	501,817.84	505,363.53	01/12/2023	2.776	2.834	0.00	3,545.69	3,545.69
912796S34	10486	DBTSRV	ACP	2,016,000.00	2,008,938.39	2,013,309.86	01/26/2023	0.859	0.873	0.00	4,371.47	4,371.47
230198JY0	10473	DBTSRV	MUN	500,000.00	505,147.23	503,217.02	05/01/2023	2.000	0.452	2,500.00	-1,930.21	569.79
91282CCD1	10472	DBTSRV	TRC	75,000.00	74,992.84	74,995.24	05/31/2023	0.125	0.138	23.32	2.40	25.72
223663KW4	10476	DBTSRV	MUN	400,000.00	405,212.23	403,474.82	06/01/2023	2.000	0.260	2,000.00	-1,737.41	262.59
91282CCU3	10481	DBTSRV	TRC	500,000.00	499,612.11	499,709.08	08/31/2023	0.125	0.204	157.11	96.97	254.08
91282CDD0	10484	DBTSRV	TRC	451,000.00	450,263.81	450,421.44	10/31/2023	0.375	0.515	420.58	157.63	578.21
			Subtotal	4,460,839.71	4,451,926.50	4,462,330.70			0.866	5,106.16	4,506.54	9,612.70
Fund: General												
SYS10417	10432	GEN	RRP	1,539,273.42	1,446,288.02	1,539,273.42		3.990	3.829	13,807.31	0.00	13,807.31
1112	10413	GEN	PA1	339,107.56	406,476.32	339,107.56				0.00	0.00	0.00
TD MM	10466	GEN	RR2	4,382.56	6,292.21	4,382.56		0.300	0.193	3.02	0.00	3.02

Wimberley ISD
Interest Earnings
September 1, 2022 - November 30, 2022

CUSIP	Investment #	Fund	Security Type	Ending Par Value	Beginning Book Value	Ending Book Value	Maturity Date	Current Rate	Annualized Yield	Adjusted Interest Earnings		
										Interest Earned	Amortization/ Accretion	Adjusted Interest Earnings
Fund: General												
912796V55	10492	GEN	ATD	0.00	1,848,198.86	0.00	10/13/2022	2.226	7.294	0.00	1,486.07	1,486.07
912796S34	10488	GEN	ACP	3,771,000.00	5,017,380.66	3,765,972.90	01/26/2023	0.858	-0.027	0.00	9,763.79	9,763.79
510336SR2	10475	GEN	MUN	1,000,000.00	1,000,009.06	1,000,005.66	05/01/2023	0.300	0.299	750.00	-3.40	746.60
Subtotal				6,653,763.54	9,724,645.13	6,648,742.10			1.272	14,560.33	11,246.46	25,806.79
Fund: Interest and Sinking												
SYS10417	10433	IS	RRP	1,515,903.95	439,179.26	1,515,903.95		3.990	1.726	1,890.12	0.00	1,890.12
1112	10412	IS	PA1	1,156.30	571.49	1,156.30				0.00	0.00	0.00
Subtotal				1,517,060.25	439,750.75	1,517,060.25			1.724	1,890.12	0.00	1,890.12
Fund: Payroll												
1112	10415	PYRLL	PA1	322,177.94	400,437.45	322,177.94				0.00	0.00	0.00
Subtotal				322,177.94	400,437.45	322,177.94				0.00	0.00	0.00
Total				13,707,599.43	15,900,829.54	13,704,068.98			1.087	23,042.60	15,753.00	38,795.60



**Wimberley ISD
Amortization Schedule
September 1, 2022 - November 30, 2022
Sorted By Fund - Maturity Date**

TCG Advisors, a HUB Intl Co
900 S Capital of Texas Hwy
350
Austin, TX 78746
(512)600-5200

Investment #	Maturity Date	Beginning Par Value			Amounts Amortized					
Issuer	Fund	Amort. Date	Current Rate	Purchase Principal	Original Premium or Discount	Ending Book Value	And Unamortized As of 09/01/2022	Amount Amortized This Period	Amt Amortized Through 11/30/2022	Amount Unamortized Through 11/30/2022
Debt Service										
10491 U.S. Treasury	DBTSRV	01/12/2023	507,000.00 2.776	499,908.62	-7,091.38	505,363.53	1,909.22 -5,182.16	3,545.69	5,454.91	-1,636.47
10486 U.S. Treasury	DBTSRV	01/26/2023	2,016,000.00 0.859	1,999,186.64	-16,813.36	2,013,309.86	9,751.75 -7,061.61	4,371.47	14,123.22	-2,690.14
10473 CULLMAN CO WTR REV-B	DBTSRV	05/01/2023	500,000.00 2.000	514,305.00	14,305.00	503,217.02	-9,157.77 5,147.23	-1,930.21	-11,087.98	3,217.02
10472 U.S. Treasury	DBTSRV	05/31/2023	75,000.00 0.125	74,981.05	-18.95	74,995.24	11.79 -7.16	2.40	14.19	-4.76
10476 COWETA CO GA WTR-A	DBTSRV	06/01/2023	400,000.00 2.000	413,185.00	13,185.00	403,474.82	-7,972.77 5,212.23	-1,737.41	-9,710.18	3,474.82
10481 U.S. Treasury	DBTSRV	08/31/2023	500,000.00 0.125	499,224.22	-775.78	499,709.08	387.89 -387.89	96.97	484.86	-290.92
10484 U.S. Treasury	DBTSRV	10/31/2023	451,000.00 0.375	449,738.95	-1,261.05	450,421.44	524.86 -736.19	157.63	682.49	-578.56
Subtotal				4,450,529.48	1,529.48	4,450,490.99	-4,545.03 -3,015.55	4,506.54	-38.49	1,490.99
General										
10492 U.S. Treasury	GEN	10/13/2022	1,853,000.00 2.226	1,842,597.54	-10,402.46	0.00	5,601.32 -4,801.14	1,486.07	7,087.39	0.00
10488 U.S. Treasury	GEN	01/26/2023	5,035,000.00 0.858	4,993,049.18	-41,950.82	3,765,972.90	24,331.48 -17,619.34	9,763.79	34,095.27	-5,027.10
10475 LAKE ORION CMNTY SCH	GEN	05/01/2023	1,000,000.00 0.300	1,000,025.00	25.00	1,000,005.66	-15.94 9.06	-3.40	-19.34	5.66
Subtotal				7,835,671.72	-52,328.28	4,765,978.56	29,916.86 -22,411.42	11,246.46	41,163.32	-5,021.44
Total				12,286,201.20	-50,798.80	9,216,469.55	25,371.83 -25,426.97	15,753.00	41,124.83	-3,530.45



Wimberley ISD
Accrued Interest
Sorted by Fund - Maturity Date
September 1, 2022 - November 30, 2022

TCG Advisors, a HUB Intl Co
900 S Capital of Texas Hwy
350
Austin, TX 78746
(512)600-5200

CUSIP	Investment #	Security Type	Par Value	Maturity Date	Current Rate	* Beginning Accrued Interest	Adjusted Acc'd Int. at Purchase During Period	Interest Earned	Interest Received	* Ending Accrued Interest
Activity										
1112	10400	PA1	548,915.82			0.00	0.00	0.00	0.00	0.00
SYS10417	10441	RRP	166,255.33		3.990	0.00	0.00	1,485.92	1,485.92	0.00
		Subtotal	715,171.15			0.00	0.00	1,485.92	1,485.92	0.00
Accounts Payable										
1112	10414	PA1	38,586.84			0.00	0.00	0.00	0.00	0.00
		Subtotal	38,586.84			0.00	0.00	0.00	0.00	0.00
Capital Projects										
1112	10411	PA1	0.00			0.00	0.00	0.00	0.00	0.00
		Subtotal	0.00			0.00	0.00	0.00	0.00	0.00
Capital Projects 2018										
SYS10417	10418	RRP	0.00		3.990	0.00	0.00	0.07	0.07	0.00
		Subtotal	0.00			0.00	0.00	0.07	0.07	0.00
Debt Service										
TD MM	10448	RR2	11,839.71		0.300	0.00	0.00	5.15	5.15	0.00
912796XR5	10491	ATD	507,000.00	01/12/2023	2.776	0.00	0.00	0.00	0.00	0.00
912796S34	10486	ACP	2,016,000.00	01/26/2023	0.859	0.00	0.00	0.00	0.00	0.00
230198JY0	10473	MUN	500,000.00	05/01/2023	2.000	3,333.33	0.00	2,500.00	5,000.00	833.33
91282CCD1	10472	TRC	75,000.00	05/31/2023	0.125	23.82	0.00	23.32	46.88	0.26
223663KW4	10476	MUN	400,000.00	06/01/2023	2.000	2,000.00	0.00	2,000.00	0.00	4,000.00
91282CCU3	10481	TRC	500,000.00	08/31/2023	0.125	1.73	0.00	157.11	0.00	158.84
91282CDD0	10484	TRC	451,000.00	10/31/2023	0.375	569.88	0.00	420.58	845.63	144.83
		Subtotal	4,460,839.71			5,928.76	0.00	5,106.16	5,897.66	5,137.26
General										
1112	10413	PA1	339,107.56			0.00	0.00	0.00	0.00	0.00
SYS10417	10432	RRP	1,539,273.42		3.990	0.00	0.00	13,807.31	13,807.31	0.00
TD MM	10466	RR2	4,382.56		0.300	0.00	0.00	3.02	3.02	0.00
912796V55	10492	ATD	0.00	10/13/2022	2.226	0.00	0.00	0.00	0.00	0.00
912796S34	10488	ACP	3,771,000.00	01/26/2023	0.858	0.00	0.00	0.00	0.00	0.00
510336SR2	10475	MUN	1,000,000.00	05/01/2023	0.300	1,000.00	0.00	750.00	1,500.00	250.00
		Subtotal	6,653,763.54			1,000.00	0.00	14,560.33	15,310.33	250.00

* Beginning Accrued may not include investments that redeemed in the previous month that had outstanding accrued interest. Ending Accrued includes outstanding purchase interest.

**Wimberley ISD
Accrued Interest
Sorted by Fund - Maturity Date**

CUSIP	Investment #	Security Type	Par Value	Maturity Date	Current Rate	* Beginning Accrued Interest	Adjusted Acc'd Int. at Purchase During Period	Interest Earned	Interest Received	* Ending Accrued Interest
Interest and Sinking										
1112	10412	PA1	1,156.30			0.00	0.00	0.00	0.00	0.00
SYS10417	10433	RRP	1,515,903.95		3.990	0.00	0.00	1,890.12	1,890.12	0.00
		Subtotal	1,517,060.25			0.00	0.00	1,890.12	1,890.12	0.00
Payroll										
1112	10415	PA1	322,177.94			0.00	0.00	0.00	0.00	0.00
		Subtotal	322,177.94			0.00	0.00	0.00	0.00	0.00
		Total	13,707,599.43			6,928.76	0.00	23,042.60	24,584.10	5,387.26

* Beginning Accrued may not include investments that redeemed in the previous month that had outstanding accrued interest. Ending Accrued includes outstanding purchase interest.



**Wimberley ISD
Inventory by Maturity Report
November 30, 2022**

TCG Advisors, a HUB Intl Co
900 S Capital of Texas Hwy
350
Austin, TX 78746
(512)600-5200

CUSIP	Investment #	Fund	Sec. Type	Issuer	Purchase Date	Book Value	Current Rate	Maturity Date	Maturity Amount	Total Days	Par Value	YTM		Days to Maturity
												360	365	
912796XR5	10491	DBTSRV	ATD	U.S. Treasury	07/14/2022	505,363.53	2.776	01/12/2023	507,000.00	182	507,000.00	2.855	2.895	42
912796S34	10486	DBTSRV	ACP	U.S. Treasury	02/10/2022	2,013,309.86	0.859	01/26/2023	2,016,000.00	350	2,016,000.00	0.877	0.889	56
912796S34	10488	GEN	ACP	U.S. Treasury	02/10/2022	3,765,972.90	0.858	01/26/2023	3,771,000.00	350	3,771,000.00	0.875	0.887	56
230198JY0	10473	DBTSRV	MUN	CULLMAN CO WTR REV-B	06/24/2021	503,217.02	2.000	05/01/2023	500,000.00	676	500,000.00	0.444	0.450	151
510336SR2	10475	GEN	MUN	LAKE ORION CMNTY SCH	06/29/2021	1,000,005.66	0.300	05/01/2023	1,000,000.00	671	1,000,000.00	0.296	0.300	151
91282CCD1	10472	DBTSRV	TRC	U.S. Treasury	06/10/2021	74,995.24	0.125	05/31/2023	75,000.00	720	75,000.00	0.153	0.155	181
223663KW4	10476	DBTSRV	MUN	COWETA CO GA WTR-A	07/08/2021	403,474.82	2.000	06/01/2023	400,000.00	693	400,000.00	0.256	0.260	182
91282CCU3	10481	DBTSRV	TRC	U.S. Treasury	09/02/2021	499,709.08	0.125	08/31/2023	500,000.00	728	500,000.00	0.203	0.206	273
91282CDD0	10484	DBTSRV	TRC	U.S. Treasury	11/02/2021	450,421.44	0.375	10/31/2023	451,000.00	728	451,000.00	0.512	0.519	334
Subtotal and Average						9,216,469.55			9,220,000.00		9,220,000.00	0.810	0.822	102
Net Maturities and Average						9,216,469.55			9,220,000.00		9,220,000.00	0.810	0.822	102



Wimberley ISD
Projected Cashflow Report
Sorted by Monthly
For the Period December 1, 2022 - May 31, 2023

TCG Advisors, a HUB Intl Co
 900 S Capital of Texas Hwy
 350
 Austin, TX 78746
 (512)600-5200

Projected Trans. Date	Investment #	Fund	Security ID	Transaction Type	Issuer	Par Value	Original Cost	Principal	Interest	Total
December 2022										
12/01/2022	10476	DBTSRV	223663KW4	Interest	COWETA CO GA WTR-A	0.00	0.00	0.00	4,000.00	4,000.00
Total for December 2022						0.00	0.00	0.00	4,000.00	4,000.00
January 2023										
01/12/2023	10491	DBTSRV	912796XR5	Maturity	U.S. Treasury	507,000.00	499,883.62	507,000.00	0.00	507,000.00
01/26/2023	10486	DBTSRV	912796S34	Maturity	U.S. Treasury	2,016,000.00	1,999,161.64	2,016,000.00	0.00	2,016,000.00
01/26/2023	10488	GEN	912796S34	Maturity	U.S. Treasury	3,771,000.00	3,739,561.90	3,771,000.00	0.00	3,771,000.00
Total for January 2023						6,294,000.00	6,238,607.16	6,294,000.00	0.00	6,294,000.00
February 2023										
02/28/2023	10481	DBTSRV	91282CCU3	Interest	U.S. Treasury	0.00	0.00	0.00	312.50	312.50
Total for February 2023						0.00	0.00	0.00	312.50	312.50
April 2023										
04/30/2023	10484	DBTSRV	91282CDD0	Interest	U.S. Treasury	0.00	0.00	0.00	845.63	845.63
Total for April 2023						0.00	0.00	0.00	845.63	845.63
May 2023										
05/01/2023	10473	DBTSRV	230198JY0	Maturity	CULLMAN CO WTR REV-B	500,000.00	514,280.00	500,000.00	5,000.00	505,000.00
05/01/2023	10475	GEN	510336SR2	Maturity	LAKE ORION CMNTY SCH	1,000,000.00	1,000,000.00	1,000,000.00	1,500.00	1,001,500.00
05/31/2023	10472	DBTSRV	91282CCD1	Maturity	U.S. Treasury	75,000.00	74,956.05	75,000.00	46.88	75,046.88
Total for May 2023						1,575,000.00	1,589,236.05	1,575,000.00	6,546.88	1,581,546.88
GRAND TOTALS:						7,869,000.00	7,827,843.21	7,869,000.00	11,705.01	7,880,705.01



**Wimberley ISD
Credit Rating Report
November 30, 2022
Sorted by S&P - Maturity Date**

TCG Advisors, a HUB Intl Co
900 S Capital of Texas Hwy
350
Austin, TX 78746
(512)600-5200

Investment #	Issuer	Security #	Purchase Principal	Book Value	Market Value	S&P Rating	Moody's Rating	Purchase Date	Maturity Date	Days To Maturity	Stated Rate	YTM	% of Total
10491	USTR	912796XR5	499,883.62	505,363.53	504,693.15	AA+	Aaa	07/14/2022	01/12/2023	42	2.776	2.855	3.69
10486	USTR	912796S34	1,999,161.64	2,013,309.86	2,003,300.61	AA+	Aaa	02/10/2022	01/26/2023	56	0.859	0.877	14.69
10488	USTR	912796S34	3,739,561.90	3,765,972.90	3,747,245.34	AA+	Aaa	02/10/2022	01/26/2023	56	0.858	0.875	27.48
10472	USTR	91282CCD1	74,956.05	74,995.24	73,353.51	AA+	Aaa	06/10/2021	05/31/2023	181	0.125	0.155	0.55
10476	COWETA	223663KW4	413,160.00	403,474.82	395,021.28	AA+	None	07/08/2021	06/01/2023	182	2.000	0.260	2.94
10481	USTR	91282CCU3	499,199.22	499,709.08	483,105.45	AA+	Aaa	09/02/2021	08/31/2023	273	0.125	0.206	3.65
10484	USTR	91282CDD0	449,713.95	450,421.44	433,506.12	AA+	Aaa	11/02/2021	10/31/2023	334	0.375	0.519	3.29
SubTotal for AA+			7,675,636.38	7,713,246.87	7,640,225.46					93	0.961	0.902	56.29
10473	CULLMA	230198JY0	514,280.00	503,217.02	494,648.85	AA	None	06/24/2021	05/01/2023	151	2.000	0.450	3.67
10475	LAKEOR	510336SR2	1,000,000.00	1,000,005.66	982,820.60	AA	None	06/29/2021	05/01/2023	151	0.300	0.300	7.30
SubTotal for AA			1,514,280.00	1,503,222.68	1,477,469.45					151	0.869	0.350	10.97
10400	WF	1112	548,915.82	548,915.82	548,915.82	None	None	01/01/2019		1			4.01
10411	WF	1112	0.00	0.00	0.00	None	None	01/01/2019		1			0.00
10412	WF	1112	1,156.30	1,156.30	1,156.30	None	None	01/01/2019		1			0.01
10413	WF	1112	339,107.56	339,107.56	339,107.56	None	None	01/01/2019		1			2.47
10414	WF	1112	38,586.84	38,586.84	38,586.84	None	None	01/01/2019		1			0.28
10415	WF	1112	322,177.94	322,177.94	322,177.94	None	None	01/01/2019		1			2.35
10418	LNSTR	SYS10417	0.00	0.00	0.00	None	None	01/01/2019		1	3.990	3.990	0.00
10432	LNSTR	SYS10417	1,539,273.42	1,539,273.42	1,539,273.42	None	None	01/01/2019		1	3.990	3.990	11.23
10433	LNSTR	SYS10417	1,515,903.95	1,515,903.95	1,515,903.95	None	None	01/01/2019		1	3.990	3.990	11.06
10441	LNSTR	SYS10417	166,255.33	166,255.33	166,255.33	None	None	03/06/2020		1	3.990	3.990	1.21
10448	TDMM	TD MM	11,839.71	11,839.71	11,839.71	None	None	10/14/2020		1	0.300	0.300	0.09
10466	TDMM	TD MM	4,382.56	4,382.56	4,382.56	None	None	05/12/2021		1	0.300	0.300	0.03
SubTotal for No Specified Rating			4,487,599.43	4,487,599.43	4,487,599.43					1	2.865	2.865	32.74



Wimberley ISD
Texas Compliance Change in Val Report
Sorted by Fund
September 1, 2022 - November 30, 2022

TCG Advisors, a HUB Intl Co
 900 S Capital of Texas Hwy
 350
 Austin, TX 78746
 (512)600-5200

Inv #	Issuer	Fund	Purch Date	Interest Accrual	Beginning Book Value				Ending Book Value
Cusip	Par Value	YTM	Mat Date	Interest Received	Beginning Market Value	Purchases/ Additions	Redemptions	Change in Value	Ending Market Value
Fund: Activity									
10400	WF	ACT	01/01/2019	0.00	418,019.57	407,849.73	276,953.48	130,896.25	548,915.82
1112	548,915.82	0.000	/ /	0.00	418,019.57	407,849.73	276,953.48	130,896.25	548,915.82
10441	LNSTR	ACT	03/06/2020	1,485.92	211,548.41	1,485.92	46,779.00	-45,293.08	166,255.33
SYS10417	166,255.33	3.990	/ /	1,485.92	211,548.41	1,485.92	46,779.00	-45,293.08	166,255.33
Sub Totals For: Fund: Activity				1,485.92	629,567.98	409,335.65	323,732.48	85,603.17	715,171.15
				1,485.92	629,567.98	409,335.65	323,732.48	85,603.17	715,171.15
Fund: Accounts Payable									
10414	WF	ACTPYB	01/01/2019	0.00	253,887.28	2,148,044.97	2,363,345.41	-215,300.44	38,586.84
1112	38,586.84	0.000	/ /	0.00	253,887.28	2,148,044.97	2,363,345.41	-215,300.44	38,586.84
Sub Totals For: Fund: Accounts Payable				0.00	253,887.28	2,148,044.97	2,363,345.41	-215,300.44	38,586.84
				0.00	253,887.28	2,148,044.97	2,363,345.41	-215,300.44	38,586.84
Fund: Bond Fund									
10431	TDMM	BOND	01/01/2019	0.00	0.00	0.00	0.00	0.00	0.00
TD MM	0.00	0.000	/ /	0.00	0.00	0.00	0.00	0.00	0.00
Sub Totals For: Fund: Bond Fund				0.00	0.00	0.00	0.00	0.00	0.00
				0.00	0.00	0.00	0.00	0.00	0.00
Fund: Capital Projects									
10411	WF	CP	01/01/2019	0.00	585.44	0.00	585.44	-585.44	0.00
1112	0.00	0.000	/ /	0.00	585.44	0.00	585.44	-585.44	0.00
Sub Totals For: Fund: Capital Projects				0.00	585.44	0.00	585.44	-585.44	0.00
				0.00	585.44	0.00	585.44	-585.44	0.00
Fund: Capital Projects 201									

Wimberley ISD
Texas Compliance Change in Val Report
September 1, 2022 - November 30, 2022

Inv #	Issuer	Fund	Purch Date	Interest Accrual	Beginning Book Value				Ending Book Value
Cusip	Par Value	YTM	Mat Date	Interest Received	Beginning Market Value	Purchases/ Additions	Redemptions	Change in Value	Ending Market Value
10417	LNSTR	CP2016	01/01/2019	0.00	0.00	0.00	0.00	0.00	0.00
SYS10417	0.00	0.000	/ /	0.00	0.00	0.00	0.00	0.00	0.00
Sub Totals For: Fund: Capital Projects 201				0.00	0.00	0.00	0.00	0.00	0.00
				0.00	0.00	0.00	0.00	0.00	0.00
Fund: Capital Projects 201									
10418	LNSTR	CP2018	01/01/2019	0.07	29.01	0.07	29.08	-29.01	0.00
SYS10417	0.00	3.990	/ /	0.07	29.01	0.07	29.08	-29.01	0.00
Sub Totals For: Fund: Capital Projects 201				0.07	29.01	0.07	29.08	-29.01	0.00
				0.07	29.01	0.07	29.08	-29.01	0.00
Fund: Debt Service									
10448	TDMM	DBTSRV	10/14/2020	5.15	5,942.05	5,897.66	0.00	5,897.66	11,839.71
TD MM	11,839.71	0.299	/ /	5.15	5,942.05	5,897.66	0.00	5,897.66	11,839.71
10472	USTR	DBTSRV	06/10/2021	23.32	74,992.84	0.00	0.00	2.40	74,995.24
91282CCD1	75,000.00	0.154	05/31/2023	46.88	73,218.75	0.00	0.00	134.76	73,353.51
10473	CULLMA	DBTSRV	06/24/2021	2,500.00	505,147.23	0.00	0.00	-1,930.21	503,217.02
230198JY0	500,000.00	0.450	05/01/2023	5,000.00	494,508.30	0.00	0.00	140.55	494,648.85
10476	COWETA	DBTSRV	07/08/2021	2,000.00	405,212.23	0.00	0.00	-1,737.41	403,474.82
223663KW4	400,000.00	0.260	06/01/2023	0.00	395,290.04	0.00	0.00	-268.76	395,021.28
10481	USTR	DBTSRV	09/02/2021	157.11	499,612.11	0.00	0.00	96.97	499,709.08
91282CCU3	500,000.00	0.205	08/31/2023	0.00	483,574.20	0.00	0.00	-468.75	483,105.45
10484	USTR	DBTSRV	11/02/2021	420.58	450,263.81	0.00	0.00	157.63	450,421.44
91282CDD0	451,000.00	0.518	10/31/2023	845.63	435,338.30	0.00	0.00	-1,832.18	433,506.12
10486	USTR	DBTSRV	02/10/2022	0.00	2,008,938.39	0.00	0.00	4,371.47	2,013,309.86
912796S34	2,016,000.00	0.876	01/26/2023	0.00	1,991,200.98	0.00	0.00	12,099.63	2,003,300.61
10491	USTR	DBTSRV	07/14/2022	0.00	501,817.84	0.00	0.00	3,545.69	505,363.53
912796XR5	507,000.00	2.855	01/12/2023	0.00	501,422.85	0.00	0.00	3,270.30	504,693.15

Wimberley ISD
Texas Compliance Change in Val Report
September 1, 2022 - November 30, 2022

Inv #	Issuer	Fund	Purch Date	Interest Accrual	Beginning Book Value				Ending Book Value
Cusip	Par Value	YTM	Mat Date	Interest Received	Beginning Market Value	Purchases/ Additions	Redemptions	Change in Value	Ending Market Value
Sub Totals For: Fund: Debt Service				5,106.16	4,451,926.50	5,897.66	0.00	10,404.20	4,462,330.70
				5,897.66	4,380,495.47	5,897.66	0.00	18,973.21	4,399,468.68
Fund: General									
10413	WF	GEN	01/01/2019	0.00	406,476.32	7,889,255.76	7,956,624.52	-67,368.76	339,107.56
1112	339,107.56	0.000	/ /	0.00	406,476.32	7,889,255.76	7,956,624.52	-67,368.76	339,107.56
10432	LNSTR	GEN	01/01/2019	13,807.31	1,446,288.02	10,402,194.54	10,309,209.14	92,985.40	1,539,273.42
SYS10417	1,539,273.42	3.990	/ /	13,807.31	1,446,288.02	10,402,194.54	10,309,209.14	92,985.40	1,539,273.42
10466	TDMM	GEN	05/12/2021	3.02	6,292.21	3,102,089.35	3,103,999.00	-1,909.65	4,382.56
TD MM	4,382.56	0.299	/ /	3.02	6,292.21	3,102,089.35	3,103,999.00	-1,909.65	4,382.56
10475	LAKEOR	GEN	06/29/2021	750.00	1,000,009.06	0.00	0.00	-3.40	1,000,005.66
510336SR2	1,000,000.00	0.300	05/01/2023	1,500.00	978,622.70	0.00	0.00	4,197.90	982,820.60
10488	USTR	GEN	02/10/2022	0.00	5,017,380.66	0.00	1,251,100.87	-1,251,407.76	3,765,972.90
912796S34	3,771,000.00	0.874	01/26/2023	0.00	4,973,063.96	0.00	1,251,100.87	-1,225,818.62	3,747,245.34
10492	USTR	GEN	07/14/2022	0.00	1,848,198.86	0.00	1,853,000.00	-1,848,198.86	0.00
912796V55	0.00	0.000	10/13/2022	0.00	1,848,000.61	0.00	1,853,000.00	-1,848,000.61	0.00
Sub Totals For: Fund: General				14,560.33	9,724,645.13	21,393,539.65	24,473,933.53	-3,075,903.03	6,648,742.10
				15,310.33	9,658,743.82	21,393,539.65	24,473,933.53	-3,045,914.34	6,612,829.48
Fund: Interest and Sinking									
10412	WF	IS	01/01/2019	0.00	571.49	3,511.44	2,926.63	584.81	1,156.30
1112	1,156.30	0.000	/ /	0.00	571.49	3,511.44	2,926.63	584.81	1,156.30
10433	LNSTR	IS	01/01/2019	1,890.12	439,179.26	1,879,785.74	803,061.05	1,076,724.69	1,515,903.95
SYS10417	1,515,903.95	3.990	/ /	1,890.12	439,179.26	1,879,785.74	803,061.05	1,076,724.69	1,515,903.95
Sub Totals For: Fund: Interest and Sinking				1,890.12	439,750.75	1,883,297.18	805,987.68	1,077,309.50	1,517,060.25
				1,890.12	439,750.75	1,883,297.18	805,987.68	1,077,309.50	1,517,060.25
Fund: Payroll									
10415	WF	PYRLL	01/01/2019	0.00	400,437.45	5,762,133.90	5,840,393.41	-78,259.51	322,177.94
1112	322,177.94	0.000	/ /	0.00	400,437.45	5,762,133.90	5,840,393.41	-78,259.51	322,177.94

Wimberley ISD
Texas Compliance Change in Val Report
September 1, 2022 - November 30, 2022

Inv #	Issuer	Fund	Purch Date	Interest Accrual	Beginning Book Value				Ending Book Value
Cusip	Par Value	YTM	Mat Date	Interest Received	Beginning Market Value	Purchases/ Additions	Redemptions	Change in Value	Ending Market Value
Sub Totals For: Fund: Payroll				0.00	400,437.45	5,762,133.90	5,840,393.41	-78,259.51	322,177.94
				0.00	400,437.45	5,762,133.90	5,840,393.41	-78,259.51	322,177.94
Report Grand Totals:				23,042.60	15,900,829.54	31,602,249.08	33,808,007.03	-2,196,760.56	13,704,068.98
				24,584.10	15,763,497.20	31,602,249.08	33,808,007.03	-2,158,202.86	13,605,294.34

GLOSSARY	
PAR VALUE	The face value of investment.
MARKET VALUE	The face value multiplied by the market price. It is the last reported price from the report date.
BOOK VALUE	The cost of a bond, plus or minus adjustments for purchase discount or premium adjustments.
AMORTIZATION/ACCRETION	Amortization (accretion) is the process of reducing (increasing) the original cost of the investment on a daily basis in order to equal par value at maturity. Amortization calculations vary by investment type and the basis associated with the type of investment.
SECURITY TYPE DEFINITIONS	Security types are broad category of investments with similar characteristics and risk features such as agency securities, corporate bonds, municipal bonds, and money markets. Codes within the system are utilized to make calculations based on the underlying security. Security type labels are customizable.
ACP	Commercial Paper
FAC	Federal Agency Coupon Securities
PA1	Checking Accounts
RR2	Money Market Accounts
RRP	Investment Pools
TRC	Treasury Coupon Securities
PURCHASE PRINCIPAL	The original cost of the bond. Par value multiplied by purchase price.
PREMIUM/DISCOUNT	A bond with price below 100 is discount. A bond with price above 100 is premium.
ADJUSTED INTEREST EARNINGS	Net between interest earned and amortization/accretion adjustments within a report period.
EFFECTIVE RATE OF RETURN	Interest earnings adjusted for amortization of premiums and accretion for discounts plus any realized gain or loss divided by the average daily balance of the portfolio divided by 365 and then multiplied by the actual days in the report period.
YIELD TO MATURITY	The yield of an investment as of the purchase date assuming that the bond is held to maturity.
YTM 360	The yield is based on a hypothetical year that has only 360 days.
YTM 365	The yield is based on a 365-day year.
REMAINING COST	The original cost of an investment taking into consideration any partial sales or redemptions for the par value that remains.
STATED RATE	Coupon rate (yield the bond paid on its issue date).
CURRENT RATE	A bond's annual return based on its annual coupon payments and current price (as opposed to its original price or face).

Statement Disclosures

The information provided in this report was created by TCG Advisors utilizing data from your custodian that is considered reliable. TCG Advisors is relying on the information provided by your custodian; TCG Advisors has not audited or otherwise verified the accuracy of the methodology, calculations, or information in this report. As a result, the methodology, calculations, and information presented in the report are not guaranteed by TCG Advisors.

TCG Advisors is independent of your custodian.

You should consider the account statements received directly from your account custodian as the prevailing document for your account. Please review the information contained on this statement against the statement provided to you from the account custodian or product sponsor. The reported value on your account statement you received from the account custodian may differ from the reported value on this quarterly statement due to a variety of factors including the treatment of accrued income and dividends, rounding and other considerations. If there is any unexplained discrepancy between this statement and the account statement you received from the account custodian, please immediately contact TCG Advisors and/or your account custodian. Discrepancies should be reported to TCG Advisors via telephone at 512-600-5268.

The account portfolio or assets in the account are valued at the starting and ending points of the period. Cash flows are included in the calculation based on when they occurred during the period.

Performance data quoted represents past performance and does not guarantee future results. The investment return and principal of an investment will fluctuate so that an investor's shares when redeemed may be worth more or less than their original cost. All investments have investment risks such as fluctuation in investment principal including the complete loss of principal invested. The values represented in the report may not reflect the original cost of a client's initial investment. TCG Advisors standard reporting does not reflect reinvestment of dividends and other earnings in the performance numbers, unless the account holder specifically asks for inclusion of such earnings. Performance report calculations and figures should not be relied upon for tax purposes.

If you have any changes in your financial situation, risk tolerance, investment objectives or if you wish to impose or modify any reasonable restrictions on the management of your account(s), please contact TCG Advisors immediately. Also, please contact us if you would like a current copy of our Disclosure Document, which includes a description of the advisory services we offer.

This material is not intended to present an opinion on legal or tax matters. Please consult with your attorney or tax advisor and compare this document to your custodial statement for accuracy, as applicable.

WIMBERLEY INDEPENDENT SCHOOL DISTRICT
FY22 Student Enrollment
12/06/2022

Tuition based Pre-K 108

EE/PPCD

PK (drop in)	PK-4	42	PK -3	15						57
Kindergarten			22	18	22	21	21	20	21	145
First Grade	22	22	22	20	21	22	17	22	21	189
Second Grade	21	20	17	20	21	20	21	21	20	181
Third Grade		21	21	21	20	19	20	21	21	164
Fourth Grade	21	20	21	20	20	21	21	20	21	185
Fifth Grade		21	23	23	23	22	23	23	23	181
Sixth Grade										231
Seventh Grade										190
Eighth Grade										227
Ninth Grade										228
Tenth Grade										205
Eleventh Grade										190
Twelfth Grade										194

Transfers	
Employee	Non Employee
2	14
2	19
3	29
5	25
6	24
4	22
3	30
10	30
5	22
3	31
1	38
3	28
4	33
3	24

54 369

Enrollment Total 2675 FUNDED TOTAL: 2567

423

BLUE HOLE CAMPUS

EC/Kindergarten - 2nd Grade 572

JACOB'S WELL CAMPUS

3rd - 5th Grade 530

DANFORTH CAMPUS

6TH - 8TH Grade 648

HIGH SCHOOL CAMPUS

9TH - 12TH Grade 817 125

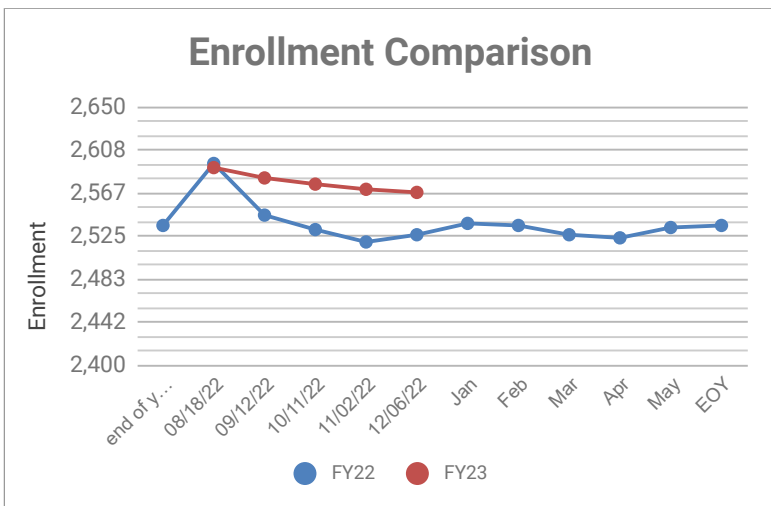
District Transfer Students Appx. Savings to District	
\$2,530,691	
Austin	5
Blanco	30
Comal	78
Dripping Spr	21
Hays	77
Leander	1
Luling	1
San Marcos	210

WIMBERLEY INDEPENDENT SCHOOL DISTRICT FY23 Student Enrollment

By Campus	05/25/22	08/18/22	09/12/22	10/11/22	11/02/22	12/06/22	Jan	Feb	Mar	Apr	May	EOY
Blue Hole	536	578	577	568	571	572						
Jacob's Well	558	522	525	528	528	530						
Danforth	626	660	653	653	649	648						
WHS	805	831	826	826	822	817						

All	end of	08/18/22	09/12/22	10/11/22	11/02/22	12/06/22	Jan	Feb	Mar	Apr	May	EOY
FY22	2535	2595	2545	2531	2519	2526	2537	2535	2526	2523	2533	2535
FY23		2591	2581	2575	2570	2567						

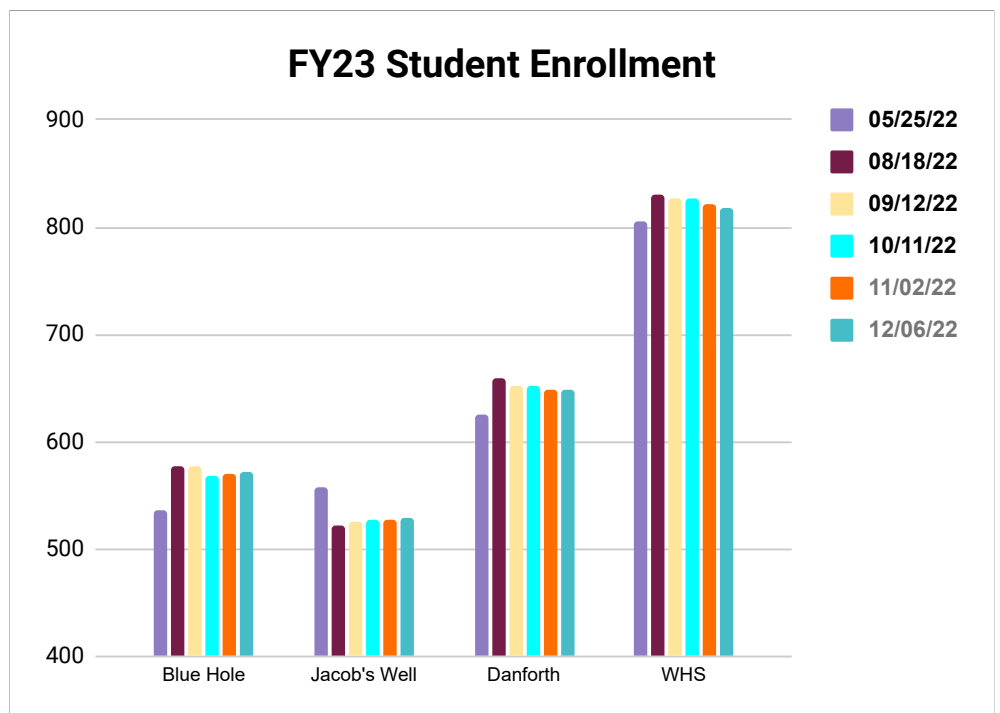
Transfer	end of	08/18/22	09/12/22	10/11/22	11/02/22	12/06/22	Jan	Feb	Mar	Apr	May	EOY
FY22	409	436	419	414	413	418	417	416	418	415	409	409
FY23		427	420	420	419	425						



All students		FY22	Transfer students	
#	Increase %		#	Increase %
56	2%	Aug	18	4%
46	2%	Sept	11	3%
40	2%	Oct	11	3%
35	1%	Nov	10	2%
32	1%	Dec	16	4%
0	0%	Jan	0	0%
0	0%	Feb	0	0%
0	0%	Mar	0	0%
0	0%	Apr	0	0%
0	0%	May	0	0%
0	0%	EOY	0	0%

DEC 2022	All Students	Transfers Students	% Transfers
District	2567	425	17%
WHS	817	134	16%
Danforth	648	101	16%
JWE	530	89	17%
Blue Hole	572	101	18%

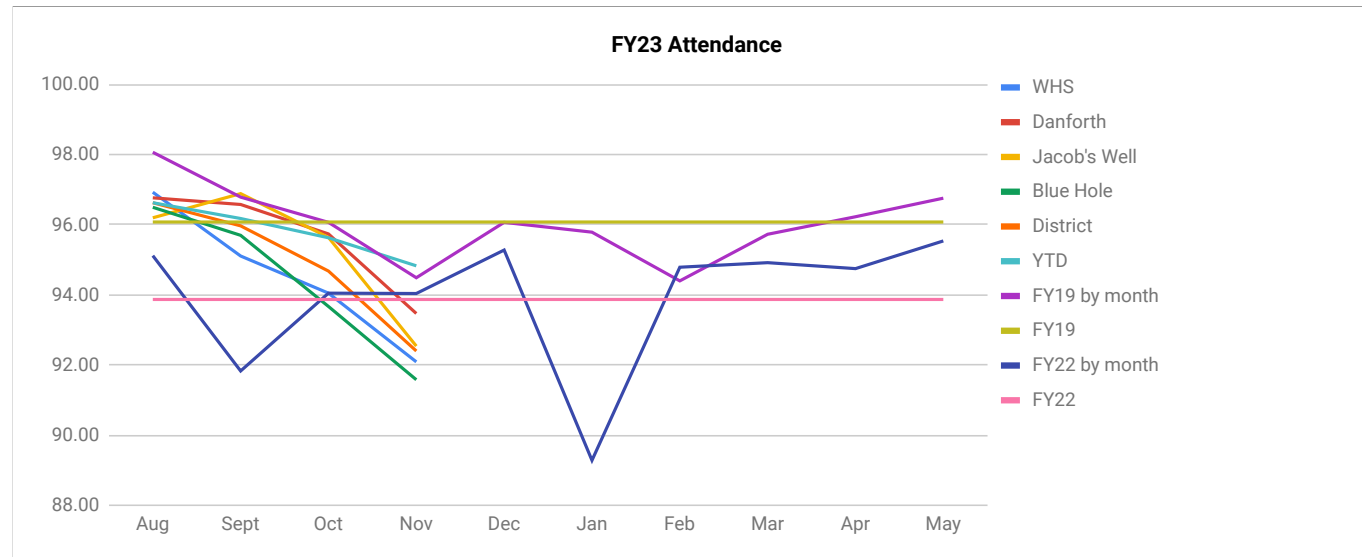
Dec 2022	
FY23 Budgeted Enrollment	2584
FY23 Actual	2567
Difference	-17
FY23 Budgeted Tuition PK	84
FY23 Actual Tuition PK	108
Difference	+24



**FY23 Attendance
December 2022**

(FY19 is included in the comparison since it was the last normal year before COVID hit.)

	Aug	Sept	Oct	Nov	Dec	Jan	Feb	Mar	Apr	May
WHS	96.93	95.11	94.05	92.09						
Danforth	96.77	96.58	95.74	93.47						
Jacob's Well	96.20	96.89	95.64	92.54						
Blue Hole	96.50	95.70	93.67	91.58						
District	96.63	95.97	94.68	92.40						
YTD	96.63	96.18	95.63	94.83						
FY19 by month	98.07	96.79	96.07	94.49	96.07	95.79	94.4	95.73	96.23	96.76
FY19	96.08	96.08	96.08	96.08	96.08	96.08	96.08	96.08	96.08	96.08
FY22 by month	95.12	91.83	94.05	94.04	95.28	89.28	94.79	94.92	94.75	95.54
FY22	93.87	93.87	93.87	93.87	93.87	93.87	93.87	93.87	93.87	93.87



FY23 Budgeted Attendance Rate	96.50
FY23 Year to Date Actual Attendance Rate	94.83
Difference	-1.67

	FY23	FY22	
		Aug	
WHS	96.93	95.28	1.65
Danforth	96.77	95.70	1.07
Jacob's Well	96.20	95.64	0.56
Blue Hole	96.50	94.30	2.20
District	96.63	95.12	1.51
YTD	96.63	95.12	1.51
			1.37
		Sept	
WHS	95.11	93.33	1.78
Danforth	96.58	90.97	5.61
Jacob's Well	96.89	91.91	4.98
Blue Hole	95.70	91.15	4.55
District	95.97	91.83	4.14
YTD	96.18	92.90	3.28
			4.23
		Oct	
WHS	94.05	94.28	-0.23
Danforth	95.74	94.47	1.27
Jacob's Well	95.64	93.73	1.91
Blue Hole	93.67	94.49	-0.82
District	94.68	94.05	0.63
YTD	95.63	93.40	2.23
			0.53
		Nov	
WHS	92.09	94.28	-2.19
Danforth	93.47	95.05	-1.58
Jacob's Well	92.54	94.54	-2.00
Blue Hole	91.58	92.67	-1.09
District	92.40	94.04	-1.64
YTD	94.83	93.57	1.26
			-1.72
		Dec	
WHS		94.79	-94.79
Danforth		96.12	-96.12
Jacob's Well		95.67	-95.67
Blue Hole		95.44	-95.44
District		95.28	-95.28
YTD		93.84	-93.84
			-95.51

	FY23	FY22	
		Jan	
WHS		91.43	-91.43
Danforth		88.45	-88.45
Jacob's Well		87.28	-87.28
Blue Hole		88.97	-88.97
District		89.28	-89.28
YTD		93.02	-93.02
			-89.03
		Feb	
WHS		94.83	-94.83
Danforth		94.75	-94.75
Jacob's Well		95.08	-95.08
Blue Hole		94.91	-94.91
District		94.79	-94.79
YTD		93.28	-93.28
			-94.89
		Mar	
WHS		94.44	-94.44
Danforth		94.86	-94.86
Jacob's Well		95.90	-95.90
Blue Hole		95.26	-95.26
District		94.92	-94.92
YTD		93.51	-93.51
			-95.12
		Apr	
WHS		93.34	-93.34
Danforth		94.49	-94.49
Jacob's Well		96.71	-96.71
Blue Hole		95.26	-95.26
District		94.75	-94.75
YTD		93.67	-93.67
			-94.95
		May	
WHS		94.59	-94.59
Danforth		95.67	-95.67
Jacob's Well		96.49	-96.49
Blue Hole		96.40	-96.40
District		95.54	-95.54
YTD		93.87	-93.87
			-95.79



Minutes of Regular Meeting

Board of Trustees

A Regular Meeting of the Board of Trustees of Wimberley Independent School District was held Monday, **Monday, November 14, 2022**, beginning at **6:00 PM** in the WISD Administration Building 951 FM 2325, Wimberley, TX 78676.

1. Call the meeting to order and determine a quorum - Presiding Officer - The **regular** meeting of the Board of Trustees of the Wimberley Independent School District was called to order by Dr. Campbell at 6:00 p.m. A quorum was established with the following members present: Dr. Rob Campbell, Ken Strange, Lexi Jones, Andrea Justus, Nathan Cross, Will Conley, Joe Malone

Administrators Present: Dr. Bonewald, Dee Howard, Jason Valentine, Moises Santiago, SueAnna Thomas, Dara Brooks, Ryan Wilkes, Christi Moeller
 Directors Present: Allen Bruggman, Lauri Grisham

The Pledge of Allegiance to the U.S. flag was led by the Board of Trustees. Dr. Campbell held a moment of silence and read the District's Vision, Mission and Goals.

2. Special Recognition
 - A. National Anthem performed by the WISD Choir students - WHS and Danforth JH Choir performed the National Anthem.
 - B. Dee Howard's 27 years of service - Dr. Bonewald thanked Dee Howard for her 27 years of service to the District. Her career started in Wimberley as the Assistant Principal of Danforth JH, Asst Principal of WHS, 10 years as Principal of Danforth JH and Assistant Superintendent of Wimberley ISD for 14 years.
 - C. Joe Malone's 10 Years of Service - Dr. Bonewald recognized and thanked Joe Malone for his 10 years of service as a Board of Trustee for Wimberley ISD. Joe served in a leadership capacity on the board for two years as Secretary, one year as Vice President and three years as President.
3. PUBLIC FORUM - No individual requested to address the Board during Public Forum.
4. Motion to approve the official canvassing of the November 8, 2022 Board of Trustees election, Places 4 and 5 - Allen Bruggman read the official canvassing results for the Board and public present.

Official Canvassing of the November 8, 2022 Board of Trustees Election, Place 4									
Precinct	320	333	335	337	338	339	342	Limited Blanco	Totals
Will Conley	859	1348	1698	1503	1234	246	8	0	6896
Total Ballots Cast	1109	1739	2227	1915	1644	302	10	0	8946

Official Canvassing of the November 8, 2022 Board of Trustees Election, Place 5									
Precinct	320	333	335	337	338	339	342	Limited Blanco	Totals
Chad Canine	468	802	979	925	656	138	3	0	3971
Lindsey Deringer	431	748	973	787	795	126	6	0	3866
Total Ballots Cast	1109	1739	2227	1915	1644	302	10	0	8946

Motion to approve the official canvassing of the vote as presented. This motion, made by Ken Strange and seconded by Nathan Cross, Passed. Yea: 6, Nay: 0

5. Administer Officers Statement and Oath of Office to Newly Elected Board Members - Places 4 and 5 - Will Conley signed his Officer's Statement and took the Oath of Office for Place 4 of the WISD Board of Trustees.
6. Election of Board Officers - This agenda item is postponed until Mr. Canine has taken his Oath of Office.
7. Information Item; Campus Improvement Plans; Principal Quarterly Updates - Jason Valentine reviewed the quarterly District Improvement Plan for the Board. The campus principals each reviewed their quarterly Campus Improvement Plans for the Board.
8. CFO's Report - Moises Santiago reviewed the October financials for the Board.
 - A. Financials
 - B. Check Register
9. Superintendent's Report
 - A. Strategic Planning Phase Two - Dr. Bonewald reviewed the Strategic Plan status and reminded the Board that Wednesday night will be the final community meeting.
 - B. Texan Watch Update - Dr. Bonewald stated 58 community members have volunteered to participate in the 2-hour training with 19 having completed the training.
 - C. Discuss Potential Legislative Priorities - Dr. Bonewald reviewed the potential legislative priorities. Priorities of the Board would include controlling recapture, keep local decision-making, labor market issues, recruitment and retention, increase in basic allotment, funding schools based on enrollment not attendance and student/staff mental support.
10. Consent Agenda - Motion to approve the consent agenda as presented. This motion, made by Ken Strange and seconded by Lexi Jones, Passed. Yea: 6, Nay: 0
 - A. Student Enrollment - November 12, 2022
 - B. Minutes of the Regular Meeting - October 24, 2022
 - C. Minutes of the Called Meeting, October 17, 2022, Strategic Plan
 - D. Minutes of Called Meeting, October 18, 2022, Teambuilding
 - E. Amended Minutes of the Regular Meeting, August 22, 2022
11. Closed Session - Presiding Officer - The Board did not adjourn into closed session.
 - A. Deliberation Regarding Security Devices or Security Audits. *Texas Gov't Code §551.076 and §551.089*
 - B. Personnel Matters. *Texas Gov't Code §551.074*
 - C. New hires/terminations/employee discipline
 - D. Deliberation Regarding Real Property. *Texas Gov't Code §551.072*
 - E. Consultation with Attorney. *Texas Gov't Code §551.071*
12. Prepare for next meeting - The next regular meeting is scheduled for December 12, 2022. The Strategic Plan community meeting is scheduled for November 16 and the Strategic Plan Board of Trustees meeting is scheduled for November 17.

13. Adjourn - There being no further business to discuss, motion to adjourn at 7:26 p.m. This motion, made by Ken Strange and seconded by Andrea Justus, Passed. Yea: 6, Nay: 0

Lexi Jones, Secretary

Dr. Rob Campbell, President



Wimberley ISD
Strength. Innovation. Excellence.

Minutes of Called Meeting

Board of Trustees

A Called Meeting of the Board of Trustees of Wimberley Independent School District was held **Wednesday, November 16, 2022**, beginning at **6:00 PM** in the Wimberley High School Library, 100 Carney Lane, Wimberley, TX 78676.

1. Call the meeting to order and determine a quorum - The special meeting of the Board of Trustees of the Wimberley Independent School District was called to order by Dr. Campbell at 6:00 p.m. A quorum was established with the following members present: Dr. Rob Campbell, Ken Strange, Lexi Jones, Andrea Justus, Nathan Cross, Chad Canine

Administrators Present: Dr. Bonewald, Dee Howard, Jason Valentine, Ryan Wilkes, Christi Moeller, SueAnna Thomas, Dara Brooks

Directors Present: Allen Bruggman, Roz Simmons, Lauri Grisham, Darrell Rivera, Lauri Grisham, Amy Lyles

2. PUBLIC FORUM - No individual(s) requested to address the Board during Public Forum.
3. Hold Vision & Goals Board Training provided by Moak, Casey & Associates. To include Setting the Mission/Vision Statements with the Community. - The meeting was facilitated by Greg Gibson with Moak, Casey and Associates.
4. Adjourn - Presiding Officer - There being no further business to discuss, motion to adjourn at 7:45 p.m. This motion, made by Ken Strange, unseconded, was approved without objection.

Lexi Jones, Secretary

Dr. Rob Campbell, President

Minutes of Called Meeting

Board of Trustees

A Called Meeting of the Board of Trustees of Wimberley Independent School District was held **Thursday, November 17, 2022**, beginning at **6:00 PM** in the WISD Administration Building 951 FM 2325, Wimberley, TX 78676.

1. Call the meeting to order and determine a quorum - The called meeting of the Board of Trustees of the Wimberley Independent School District was called to order by Dr. Campbell at 6:02 p.m. A quorum was established with the following members present: Dr. Rob Campbell, Ken Strange, Lexi Jones, Nathan Cross, Chad Canine

Administrators Present: Dr. Greg Bonewald

2. PUBLIC FORUM - No individual(s) requested to address the Board during Public Forum.
3. Hold Teambuilding and Evaluating and Improving Student Outcomes (EISO) Training as required by statute provided by Moak, Casey & Associates. To include introduction to the Balanced Scorecard. - Greg Gibson with Moak, Casey & Associates facilitated the training for the Board.
4. Closed Session - The Board did not adjourn into closed session pursuant to Texas Government Code Section: 551.071 *et seq.*
 - A. Deliberation Regarding Security Devices or Security Audits. *Texas Gov't Code §551.076 and §551.089*
 - B. Personnel Matters. *Texas Gov't Code §551.074*
 - 1) New hires/terminations/employee discipline
 - C. Deliberation Regarding Real Property. *Texas Gov't Code §551.072*
 - D. Consultation with Attorney. *Texas Gov't Code §551.071*
5. Adjourn - There being no further business to discuss, motion to adjourn at 7:47 p.m. This motion, made by Ken Strange, unseconded and approved without objection.

Lexi Jones, Secretary

Dr. Rob Campbell, President

**WIMBERLEY INDEPENDENT SCHOOL DISTRICT
BOARD OF EDUCATION
WIMBERLEY, TEXAS**

Subject: Amended Minutes 08/22/2022

Date: 12/09/2022

Presented by: Dr. Bonewald

Consent

BACKGROUND INFORMATION

We have received the message below from TEA regarding the Chapter 49 recapture board approved minutes. We should include the following statement to the actual wording on the board action #7 for the August 22, 2022 meeting.

This included approval of the Agreement for the Purchase of Attendance Credit.

The minutes should include the following:

For the 2022-2023 school year, we delegated contractual authority to obligate the school district under Texas Education Code(TEC) §11.1511(c)(4) to the superintendent, solely for the purpose of obligating the district under TEC, §48.257 and TEC, Chapter 49, Subchapters A and D, and the rules adopted by the commissioner of education as authorized under TEC, 49.006. This included approval of the Agreement for the Purchase of Attendance Credit. Attach the revised board minutes and resubmit the contract.

ADMINISTRATIVE RECOMMENDATION

To approve the amendment as presented.

BOARD ACTION REQUIRED



Wimberley ISD
Strength. Innovation. Excellence.

Minutes of Regular Meeting

Board of Trustees

A Regular Meeting of the Board of Trustees of Wimberley Independent School District was held Monday, **Monday, August 22, 2022**, beginning at **6:00 PM** in the WISD Administration Building, 951 FM 2325, Wimberley, TX 78676.

1. Call the meeting to order and determine a quorum - The regular meeting of the Board of Trustees of the Wimberley Independent School District was called to order by Dr. Campbell at 6:00 p.m. A quorum was established with the following members present: Dr. Rob Campbell, Ken Strange, Lexi Jones, Andrea Justus, Nathan Cross, Will Conley, Joe Malone

Administrators Present: Dr. Bonewald, Dee Howard, Moises Santiago, Jason Valentine, Ryan Wilkes, SueAnna Thomas, Marlayna Zachary, Christi Moeller, Dara Richardson

Directors Present: Allen Bruggman, Roz Simmons

The District's Vision, Mission and Goals were read. The Pledge of Allegiance to the U.S. flag was led by the Board of Trustees and Dr. Campbell held a moment of silence.

2. Public Hearing to discuss 2022-23 proposed property tax rate - Mr. Moises Santiago presented the 2022-23 proposed property tax rate for the Board and public present. He reviewed the Maintenance and Operating tax rate of \$0.8911 and the Interest and Sinking tax rate of \$0.2711 with a total of \$1.1622 for the 2022-23 tax rate.
3. PUBLIC FORUM - The following individual(s) requested to address the Board during Public Forum:

Paxton Davies - Scheduling and marginalizing of kids
Sharon Roberts - federal food program
4. Discussion regarding 2022-23 Budget - Moises Santiago presented the proposed 2022-23 District budget for the Board and public present. Mr. Santiago reviewed the proposed operating revenue budget, broke down the revenue for 2022-23 school year stating 91.9% is local revenue, reviewed the operating expenditures budget by function, Chapter 49 payments, general fund expenditure budget stating 80% of the operating budget is for payroll, and the proposed ESSER retention stipend. Discussion was held concerning the Athletic scoreboard. Dr. Bonewald stated Ozona Bank has agreed to be a Platinum sponsor and the process for obtaining more sponsors is ongoing. Discussion was held concerning the counseling services.
5. Approve the 2022-23 Compensation Plan and ESSER Retention Stipend Resolution - Moises Santiago reviewed the 2022-23 compensation plan and ESSER retention stipend resolution for the Board. Stipend would be paid out \$600 in October and \$600 in January. Part-time employees would be \$600 to also be paid 1/2 in October and 1/2 in January. Motion to approve the ESSER stipend resolution as presented. This motion, made by Ken Strange and seconded by Joe Malone, Passed, Yea: 7, Nay: 0

6. Adoption of 2022-23 Operating Budget - Motion to approve the 2022-23 operating budget as presented by CFO Moises Santiago. This motion, made by Ken Strange and seconded by Joe Malone, Passed. Yea: 7, Nay: 0
7. Approve Agreement for the Purchase of Attendance Credit (Option 3 Agreement) and to delegate Contractual Authority to the Superintendent - Moises Santiago reviewed the annual agreement for the Chapter 49 payments. Motion to approve for the 2022-2023 school year, we delegated contractual authority to obligate the school district under Texas Education Code (TEC) §11.1511(c) (4) to the superintendent, solely for the purpose of obligating the district under TEC, §48.257 and TEC, Chapter 49, Subchapters A and D, and the rules adopted by the commissioner of education as authorized under TEC, 49.006. **This included approval of the Agreement for the Purchase of Attendance Credit.** This motion, made by Ken Strange and seconded by Andrea Justus, Passed. Yea: 7, Nay: 0
8. Adoption of 2023 Wimberley ISD Tax Rate and Resolution - Moises Santiago reviewed the Maintenance and Operating tax rate of \$0.8911 and the Interest and Sinking tax rate of \$0.2711 with a total of \$1.1622 for the 2022-23 tax rate. Andrea Justus recommended the Board work as a team to increase revenue in order to reduce costs. Motion to accept the tax rate of \$1.622, the Maintenance and Operating tax rate of \$0.8911 and the Interest and Sinking tax rate of \$0.2711 for the 2022-23 tax rate. This motion, made by Ken Strange and seconded by Lexi Jones, Passed. Yea: 7, Nay: 0
9. Adoption of Resolution Authorizing a Bond Defeasance - Mr. Dan Wegmiller with Specialized Public Finance reviewed the process of reducing the interest costs to pay down debt early. This resolution formalizes the ability to pay debt off early. Motion to adoption the Resolution authorizing a bond defeasance. This motion, made by Ken Strange and seconded by Lexi Jones, Passed. Yea: 7, Nay: 0
10. Status report concerning the collection of delinquent property taxes by Perdue, Brandon, Fielder, Collins & Mott, LLP - Sergio Garcia with Perdue Brandon Fielder Collins and Mott reviewed the process of the delinquent tax collection and status report for the 2021 tax year for the Board. Discussion was held concerning the delinquent tax report.
11. Take action to adopt written findings as to the extension of delinquent tax collections contract and approve the extension of a contingent fee contract with Perdue Brandon Fielder Collins and Mott, LLP pursuant to Section 6.30 of the Tax Code, said contract being for the collection of delinquent government receivables owed to Wimberley Independent School District and notice of said contract is posted with the agenda in accordance with Section 2254 of the Government Code. - Motion to adopt written findings as to the extension of delinquent tax collections contract and approve the extension of a contingent fee contract with Perdue Brandon Fielder Collins and Mott, LLP pursuant to Section 6.30 of the Tax Code, said contract being for the collection of delinquent government receivables owed to Wimberley Independent School District and notice of said contract is posted with the agenda in accordance with Section 2254 of the Government Code. This motion, made by Joe Malone and seconded by Andrea Justus, Passed. Yea: 7, Nay: 0
12. Reports
 - A. CFO's Report - Moises Santiago reviewed the financials for the Board.
 - 1) Financials
 - 2) Final Budget Amendment for 2021-22 - Moises Santiago reviewed the final budget amendment for the 2021-22 school year. Dr. Campbell thanked Moises for his hard work and appreciation to Mr. Santiago and his team. Motion to approve the final budget

amendment for 2021-22 school year. This motion, made by Ken Strange and seconded by Lexi Jones, Passed. Yea: 7, Nay: 0

- 3) Check Register

 - B. Superintendent's Report - Dr. Bonewald reviewed the first week of school thanking the campus leaders for making it a success.
 - 1) Strategic Planning - Dr. Bonewald reviewed the recommended dates for the Board. He asked the Board to select a diverse group for the strategic planning committee. He will be including teacher leadership and students and he is expecting a 4-6 week process.
 - C. Board President's Report
 - 1) Convocation Reflections - Dr. Campbell reviewed the convocation for the Board and thanked Dr. Bonewald for his lead. Dr. Campbell stated it is an honor to be present.
13. Consent Agenda - Motion except the consent agenda with the exception of 15D (Revised April 25, 2022 minutes). This motion, made by Ken Strange and seconded by Nathan Cross, Passed. Yea: 7, Nay: 0

Motion to approve amended minutes for April 25, 2022. This motion, made by Lexi Jones and seconded by Joe Malone, Passed. Yea: 6, Nay: 0, Abstain – Ken Strange, not present at meeting

- A. Student Enrollment - August 2022
- B. Minutes of the Regular Meeting, July 11, 2022
- C. Minutes of the Called Meeting, July 18, 2022
- D. Amendment to April 25, 2022 Minutes
- E. Order for the November 8, 2022 Wimberley I.S.D. Board of Trustees Election for Places 4 and 5
- F. Notice of the November 8, 2022 Wimberley ISD Board of Trustees Election, Places 4 and 5
- G. Campus Improvement Plans - Wimberley High School, Danforth Junior High, Jacob's Well Elementary, Blue Hole Primary
- H. District Improvement Plan
- I. Teacher Appraisal Calendar and Appraisers
- J. AGREEMENT - Approve Texas A&M AgriLife Extension, Adjunct Faculty
- K. RESOLUTION - Approval of annual extracurricular status of 4-H organization
- L. Policy Update 119 including local policies:
 - CPC - Office Management, Records Management
 - DMA - (New) Professional Development, Required Staff Development
 - EHAA - Basic Instructional Program, Required Instruction (all levels)
 - EHB - (New) Curriculum Design, Special Programs
 - EHBAA - (New) Special Education, Identification, Evaluation, and Eligibility
 - EHBB - Special Programs, Gifted and Talented Students
 - EIF - Academic Achievement, Graduation
 - FFBA - Crisis Intervention, Trauma-Informed Care
 - FFH - Student Welfare, Freedom from Discrimination, Harassment, and Retaliation
- M. Professional Development for 2022-2023
- N. RESOLUTION of Board to Convene the District's School Health Advisory Council (SHAC) to Recommend Curriculum Materials for Human Sexuality Instruction (EHAA Policy)
- O. RESOLUTION of Board to Convene the District's School Health Advisory Council (SHAC) to Recommend Curriculum Materials for Instruction Relating to the Prevention of Child Abuse, Family Violence, Dating Violence, and Sex Trafficking

14. Closed Session - The Board adjourned into closed session at 7:25 p.m. pursuant to Texas Government Code Section: 551.071 et seq.
 - A. Deliberation Regarding Security Devices or Security Audits. *Texas Gov't Code §551.076 and §551.089*
 - B. Personnel Matters. *Texas Gov't Code §551.074*
 - C. New hires/terminations/employee discipline
 - D. Deliberation Regarding Real Property. *Texas Gov't Code §551.072*
 - E. Consultation with Attorney. *Texas Gov't Code §551.071*
15. The Board will reconvene and take possible action on items discussed in executive session - The Board reconvened at 8:08 p.m. Motion to offer a teaching contract for Lauren Couch. This motion, made by Ken Strange and seconded by Lexi Jones, Passed. Yea: 7, Nay: 0
16. Prepare for next meeting - The next regular meeting is scheduled for September 19, 2022.
17. Adjourn - There being no further business to discuss, motion to adjourn at 8:08 p.m. This motion, made by Ken Strange and seconded by Andrea Justus, Passed. Yea: 7, Nay: 0

Lexi Jones, Secretary

Dr. Rob Campbell, President

**RESOLUTION ADOPTING THE REVISED INVESTMENT POLICY
FOR THE 2022-2023 SCHOOL YEAR**

Whereas, the Texas Education Code requires the Board to adopt the written instrument stating that it has reviewed the investment policy and investment strategies and that the written instrument so adopted shall record any changes made to either the investment policy or investment strategies;

NOW, THEREFORE, BE IT RESOLVED by the Board of Trustees of the Wimberley Independent School District that the Board has reviewed the investment policy and investment strategies, and has recorded any changes made to the investment policy or investment strategies.

PASS AND APPROVED this 12th day of December, 2022.

BOARD OF TRUSTEES:

Dr. Rob Campbell,
President Board of Trustees

WITNESSETH:

Lexi Jones,
Secretary, Board of Trustees

Introduction

The purpose of this document is to set forth specific investment policy and strategy guidelines for the District in order to achieve the goals of safety, liquidity, yield, and public trust for all investment activity. The Board of the District shall review the investment policy annually. This policy serves to satisfy the statutory requirement [specifically the Public Funds Investment Act, Texas Government Code, Chapter 2256, subchapter A the "Act"] to define, adopt and review a formal investment strategy and policy.

Investment Strategy

All strategies described below for the investment of a particular fund should be based on an understanding of the suitability of an investment to the financial requirements of the District and consider preservation and safety of principal, liquidity, marketability of an investment if the need arises to liquidate before maturity, diversification of the investment portfolio, and yield. The District shall maintain portfolios that utilize specific investment strategy considerations designed to address the unique characteristics of the fund groups represented in the portfolios:

1. Investment strategies for operating funds, which include the general fund and the special revenue funds, have as their primary objective to ensure that anticipated cash flows are matched with adequate investment liquidity. The secondary objective is to create a portfolio structure that will experience minimal volatility during economic cycles. This may be accomplished by purchasing high quality, short to medium term securities, which will complement each other. Settlement of all transactions involving operating funds, except investment pool funds and mutual funds, will be made on a delivery rather than payment basis.
2. Investment strategies for debt service funds have as their primary objective the assurance of investment liquidity adequate to cover the debt service obligation on the required payment date. Settlement of all transactions involving debt service funds, except investment pool funds and mutual funds, will be made on a delivery rather than payment basis.
3. Investment strategies for capital projects funds have as their primary objective to assure that anticipated cash flows are matched with adequate investment liquidity. These portfolios should include at least ten percent in highly liquid securities to allow for flexibility and unanticipated project outlays. The stated final maturity dates of securities held should not exceed the estimated project completion date. Settlement of all transactions involving capital projects, except investment pool funds and mutual funds, will be made on a delivery rather than payment basis.

4. Investment strategies for custodial funds have as their primary objective preservation and safety of principal, investment liquidity, and maturity sufficient to meet anticipated cash flow requirements. Settlement of all transactions involving custodial funds, except investment pool funds and mutual funds, **will be made on a delivery rather than payment basis.**
5. Investment strategies for enterprise funds have as their primary objective preservation and safety of principal, investment liquidity, and maturity sufficient to meet anticipated cash flow requirements. Settlement of all transactions involving custodial funds, except investment pool funds and mutual funds, **will be made on a delivery rather than payment basis.**

**Approved
Investment
Instruments**

From those investments authorized by law and described further in CDA(LEGAL), under Authorized Investments, **the Board shall permit investment of District funds, including bond proceeds and pledged revenue to the extent allowed by law,** in only the following investment types, consistent with the strategies and maturities defined in this policy:

1. Obligations of, or guaranteed by, governmental entities as permitted by Government Code 2256.009.
2. Certificates of deposit and share certificates as permitted by Government Code 2256.010.
3. Fully collateralized repurchase agreements permitted by Government Code 2256.011.
4. A securities lending program as permitted by Government Code 2256.0115.
5. Banker's acceptances as permitted by Government Code 2256.012.
6. Commercial paper as permitted by Government Code 2256.013.
7. No-load mutual funds, except for bond proceeds, and no-load money market mutual funds, as permitted by Government Code 2256.014.
8. A guaranteed investment contract as an investment vehicle for bond proceeds, provided it meets the criteria and eligibility requirements established by Government Code 2256.015.
9. Public funds investment pools as permitted by Government Code 2256.016.

The District may invest its funds through an eligible investment pool only if the particular pool is approved by resolution of the Wimberley Independent School District Board of Trustees.

Scope

This investment policy applies to all financial assets under the direct authority of the District. These funds are accounted for in the District's annual financial report and include:

1. General Funds
2. Special Revenue Funds
3. Debt Service Funds
4. Trust and Custodial Funds
5. Capital Projects Funds
6. Enterprise Funds

Objectives

The objectives and priorities of the investment policy of the District are as follows:

1. To comply with the laws of the state of Texas as defined in Government Code 10, Chapter 2256, known as the "Public Funds Investment Act."
2. To provide for the safety and principal of all District funds.
3. To provide sufficient funds to meet the cash needs of the continuing operations of the District.
4. To earn the highest possible rates of return on investments consistent with the foregoing objectives and guidelines.
5. To allow for diversification in the types, issues, and maturities of investments in order to avoid incurring unreasonable and avoidable risks.
6. To maintain the highest professional and ethical standards as custodians of the public trust.

Investment Management

In accordance with Government Code 2256.005(b)(3), the quality and capability of investment management for District funds shall be in accordance with the standard of care, investment training, and other requirements set forth in Government Code Chapter 2256.

Responsibility and Control

The Superintendent and the business manager are designated as investment officers of the District and are responsible for investment decisions and activities as directed by the Board. They shall establish and maintain written procedures for the operation of the investment program consistent with the investment policy. The investment officers shall attend at least one training session relating

to the officer's responsibilities under the Act within 12 months of assuming duties.

Interest Rate Risk

To reduce exposure to changes in interest rates that could adversely affect the value of investments, the District shall use final and weighted-average-maturity limits and diversification.

The District shall monitor interest rate risk using weighted average maturity and specific identification.

Internal Controls

The investment officers are responsible for establishing and maintaining an internal control structure designed to ensure that the assets of the District are protected from loss, theft, or misuse. Accordingly, the investment officers shall establish a process for annual independent review by an external auditor to assure compliance with policies and procedures. The internal controls shall address the following points:

1. Control of collusion.
2. Separation of transaction authority from accounting and recordkeeping and electronic transfer of funds.
3. Custodial safekeeping.
4. Avoidance of bearer-form securities.
5. Clear delegation of authority.
6. Written confirmation of telephone transactions for investments and wire transfers.

Prudence

The standard of prudence to be applied by the investment officers shall be the "prudent investor rule," which states, "Investments shall be made with judgment and care, under circumstances then prevailing, which persons of prudence, discretion and intelligence exercise in the management of their own affairs, not for speculation, but for investment, considering the probable safety of their capital as well as the probable income to be derived." In determining whether an investment officer has exercised prudence with respect to an investment decision, the determination shall be made taking into consideration:

1. The investment of all funds under the District's control over which the investment officer has responsibility, rather than a consideration of the prudence of a single investment.
2. Whether the investment decision was consistent with the written investment policy of the District.

OTHER REVENUES
INVESTMENTS

CDA
(LOCAL)

Ethics and Conflicts
of Interest

District staff involved in the investment process shall refrain from personal business activity that could conflict with proper execution of the investment program, or which could impair the ability to make impartial investment decisions. District staff shall disclose to the Superintendent any material financial interests in financial institutions that conduct business with the District, and they shall further disclose positions that could be related to the performance of the District's portfolio. District staff shall subordinate their personal financial transactions to those of the District, particularly with regard to timing of purchases and sale.

An investment officer of the District who has a personal business relationship with an organization seeking to sell an investment to the District shall file a statement disclosing that personal business interest. An investment officer who is related within the second degree of affinity or consanguinity to an individual seeking to sell an investment to the District shall file a statement disclosing that relationship. A statement required under this subsection must be filed with the Texas Ethics Commission and the Board of the District.

**Monitoring Market
Prices**

The investment officer shall monitor the investment portfolio and shall keep the Board informed of significant changes in the market value of the District's investment portfolio. Information sources may include financial/investment publications and electronic media, available software for tracking investments, depository banks, commercial or investment banks, financial advisers, and representatives/advisers of investment pools or money market funds. **Monitoring shall be done at least quarterly**, as required by law, and more often as economic conditions warrant by using appropriate reports, indices, or benchmarks for the type of investment.

**Monitoring Rating
Changes**

In accordance with Government Code 2256.005(b), the investment officer shall develop a procedure to monitor changes in investment ratings and to liquidate investments that do not maintain satisfactory ratings.

Quarterly Reporting

The investment officer shall prepare and submit to the Board a signed quarterly investment report for all funds for the preceding reporting period. The report shall:

1. Describe in detail the investment position of the District on the date of the report.
2. Contain a summary statement of each fund that states the beginning market value for the reporting period, additions and changes to the market value during the period, and the ending market value for the period.

OTHER REVENUES
INVESTMENTS

CDA
(LOCAL)

3. State the book value and market value of each separately invested asset at the beginning and end of the reporting period by the type of asset and fund type invested.
4. State the maturity date of each separately invested asset that has a maturity date.
5. Contain a statement of compliance with the District's investment portfolio with state law and the investment strategy and policy approved by the Board.

Investment Portfolio

The District shall pursue an active versus passive portfolio management philosophy. That is, securities may be sold before they mature if market conditions present an opportunity for the District to benefit from the trade. The investment officer will routinely monitor the contents of the portfolio, the available market, and the relative value of competing instruments, and will adjust the portfolio accordingly.

**Investment
Diversification**

It is the intent of the District to diversify the investment instruments within the portfolio to avoid incurring unreasonable risks inherent in over-investing in specific instruments, individual financial institutions, or maturities. The asset allocation in the portfolio should, however, be flexible depending upon the outlook for the economy and the securities markets.

The District recognizes that investment risks can result from issuer defaults, market price changes, or various technical complications leading to temporary illiquidity. Portfolio diversification is employed as a way to control risk. The investment officer is expected to display prudence in the selection of securities as a way to minimize default risk. No individual investment transaction shall be undertaken that jeopardizes the total capital position of the overall portfolio. In the event of default by a specific issuer, the investment officer shall review and, if appropriate, proceed to liquidate securities having comparable credit risks. To control market price risks, volatile investment instruments shall be avoided.

**Investment
Maturities**

The District intends to match the holding periods of investment funds with liquidity needs of the District. **In no case will the average maturity of investments of the District funds exceed two years. The maximum final stated maturity of any investment shall not exceed two years.**

**Investment
Institutions and
Representatives**

The investment officer shall invest District funds with any or all of the following institutions or groups consistent with federal and state law and the current bank depository contract:

1. Depository banks

OTHER REVENUES
INVESTMENTS

CDA
(LOCAL)

2. Other state or national banks domiciled in Texas that are insured by the FDIC
3. Savings and loan associations domiciled in Texas that are insured by the FSLIC
4. Public funds investment pools
5. Government securities brokers and dealers

The District shall maintain a list of authorized brokers/dealers and financial institutions that are approved for investment purposes. The District shall place investments with and purchase securities only from authorized institutions and firms. A list of institutions that are approved to do business with the District shall be reviewed periodically. Brokers/dealers must be in good standing with the Financial Industry Regulatory Authority (FINRA). Representatives or brokers/dealers shall be registered with the Texas State Securities Board.

The investment officer of the District shall not buy securities from a person who has not delivered to the District an investment policy affidavit acknowledged by the principal of the organization.

**Safekeeping and
Collateralizing**

The District will execute a third-party custodial safekeeping agreement with a commercial bank approved by the Board. All securities purchased and/or collateral obtained by the District shall be properly designated as an asset of the District and held in safekeeping.

**Investment Policy
Adoption**

The District investment policy shall be adopted by resolution of the Board. The policy shall be reviewed for effectiveness on an annual basis.

Annual Audit

In conjunction with the annual financial audit, the District shall perform a compliance audit of management controls on investments and adherence to the District's established investment policies.