



Board of Trustees  
Agenda of Regular Meeting  
Monday, March 21, 2022, 6:00 PM  
WISD Administration Building, 951 FM 2325,  
Wimberley, TX 78676

---

*The subjects to be discussed or considered or upon which any formal action may be taken are as listed below. Items do not have to be taken in the order shown on this meeting notice. Unless removed from the consent agenda, items identified within the consent agenda will be acted on at one time.*

The Presiding Officer will:

*Call the meeting to order, determine a quorum, pledge of allegiance, invocation, welcome*

*Read the Vision Statement*

Empowering and inspiring ALL students to achieve their FULL Potential!

*Read the Mission Statement*

Wimberley I.S.D. is dedicated to excellence in education that fosters a culture of kindness and respect, creates life-long learners and empowers students to make a positive impact in their community.

We Believe That:

- Everything that we do should help ensure the success of ALL of our students.
- As educators, we maximize class time in an engaging and challenging way.
- Our teachers are personally invested in our students.
- Students in Wimberley are committed to community service and the community supports students in return.
- A quality, public Wimberley I.S.D. education drives the future of a successful Texas.
- As a district, we strive to meet the needs of the “whole child”: academically, emotionally and socially.
- Wimberley I.S.D. provides the foundation to create engaged citizens who will become life-long learners.
- All our children, parents, faculty and staff should be treated with kindness and respect.
- We are committed to excellence in all we do.

*Read WISD Goals*

- Achieve excellence in education
- Foster a culture of kindness and respect
- Create life-long learners
- Make a positive community impact

1. **Call the meeting to order and determine a quorum - Presiding Officer**

2. **Special Recognition**

A. Christi Moeller - Texas Elementary Principals and Supervisors Association (TEPSA)  
Region 13 Assistant Principal of the Year for 2021-2022

3. **PUBLIC FORUM - Presiding Officer**

Before we begin, I will remind the audience of the Board of Trustees' Public Comment rules:

- Persons who wish to present public comments must sign in prior to meeting start on the day of the meeting and list his/her name; name of the group that he/she represents; and agenda item.
- Each speaker's submitted comments will be allowed three minutes for presentation to the Board, with six minutes granted to a person with a translator. A group of five

persons or more shall appoint one speaker who will be allowed 3 minutes for public comments.

- The same rules will be observed for public comments on non-agenda items with the following exceptions, 1) public comments on non-agenda items will only be scheduled for regular meetings of the Board and 2) the total time that will be allowed on non-agenda public comments will be 30 minutes.
- Please keep your comments or criticisms civil and courteous.
- Please also avoid using profanity and refrain from making personal attacks on others.
- Except for the speaker's student, no other student's name or identity should be discussed.
- If you have a concern that you would like heard and resolved, please present your concern through the District's grievance policies. Grievance forms can be obtained at the Central Administration Office or on the District's website.
- Trustees are not permitted by law to respond or discuss public comments. However, the Board President may direct a speaker to the appropriate administrator for further discussion.

4. **Consent Agenda - Presiding Officer**

Discussion and necessary action - The following items may be considered in part or in entirety.

- A. Acceptance of the Agenda
- B. Student Enrollment, March 9, 2022 3
- C. Minutes of the Regular Meeting, February 28, 2022 5
- D. Minutes of the Called Meeting, February 2, 2022 12
- E. Approve Bond Expenditures 14
- F. RESOLUTION for one-time coronavirus stipend 15
- G. Board meeting date changes for 2022-2023 17
- H. Supplemental pay for summer food nutrition workers 18

5. **CFO's Report - Chief Financial Officer, Moises Santiago**

- A. Financials 20
- B. Check Register 71
- C. 2nd Quarter Investments Report

6. **Closed Session - Presiding Officer**

The Board may adjourn into closed session pursuant to Texas Government Code Section: 551.071 *et seq.* The Board may then re-enter into Open Session for further discussion and necessary action.

- A. Deliberation Regarding Security Devices or Security Audits. *Texas Gov't Code §551.076 and §551.089*
- B. Personnel Matters. *Texas Gov't Code §551.074*
  - 1) New hires/terminations/employee discipline
  - 2) Approval of Renewal and Non-renewal of Standard and Probationary Professional contracts
- C. Deliberation Regarding Real Property. *Texas Gov't Code §551.072*
  - 1) Discussion for the purchase of lots 3, 4, 5 and 6 Cedar Ridge Estate on Carney Lane
- D. Consultation with Attorney. *Texas Gov't Code §551.071*

7. **The Board will reconvene and take possible action on items discussed in executive session - Presiding Officer**

- A. Discussion and possible action for the purchase of lots 3, 4, 5 and 6 Cedar Ridge Estate on Carney Lane

8. **Prepare for next meeting - Presiding Officer**

Discussion to include, but not limited to: Set date, time, and place of next meeting, upcoming agenda items

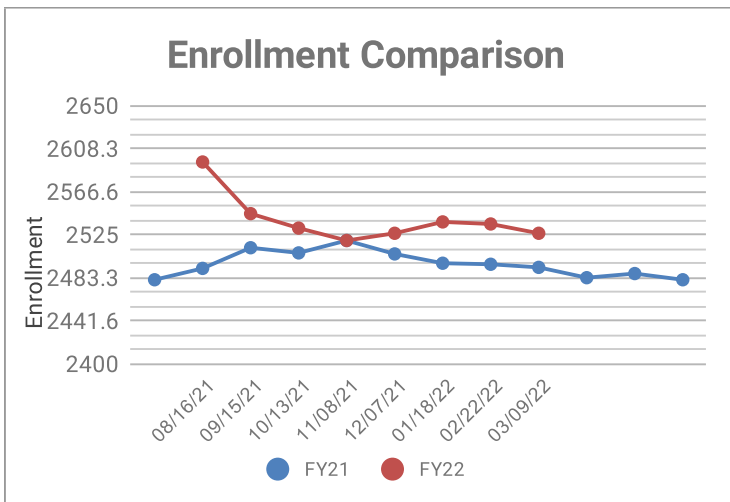
9. **Adjourn - Presiding Officer**

## WIMBERLEY INDEPENDENT SCHOOL DISTRICT FY22 Student Enrollment

By Campus	05/26/21	08/16/21	09/15/21	10/13/21	11/08/21	12/07/21	01/18/22	02/22/22	03/09/22	Apr	May	EOY
Blue Hole	539	547	545	540	534	541	539	541	541			
Jacob's Well	546	547	541	537	535	538	548	555	551			
Danforth	612	646	623	621	621	622	631	630	628			
WHS	784	855	836	833	829	825	819	809	806			

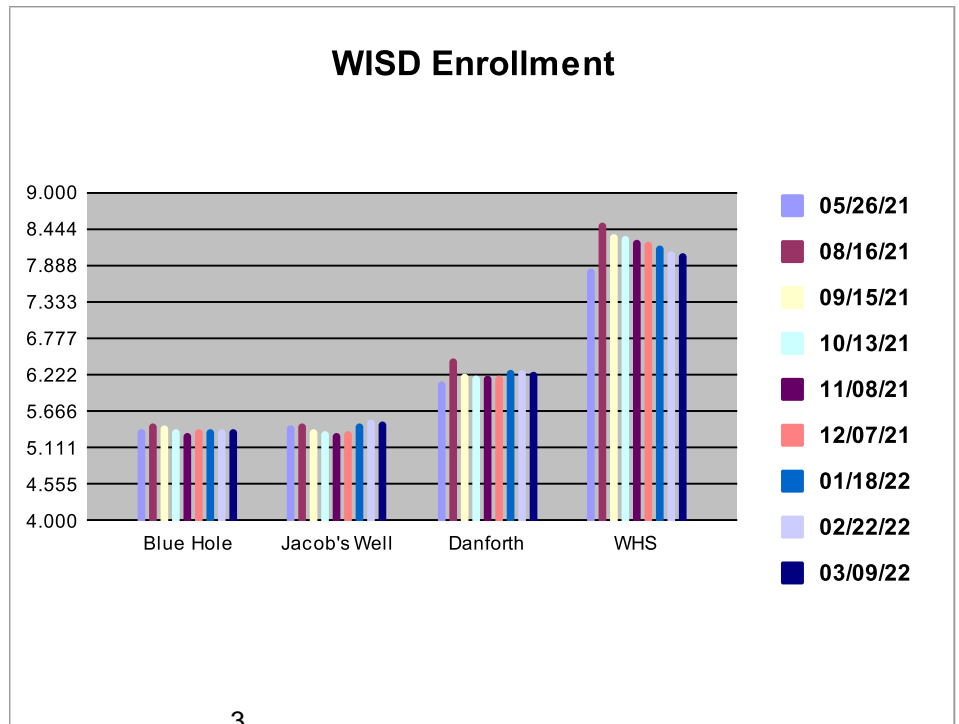
All	end of	08/16/21	09/15/21	10/13/21	11/08/21	12/07/21	01/18/22	02/22/22	03/09/22	Apr	May	EOY
FY21	2481	2492	2512	2507	2519	2506	2497	2496	2493	2483	2487	2481
FY22		2595	2545	2531	2519	2526	2537	2535	2526			

Transfer	end of	08/16/21	09/15/21	10/13/21	11/08/21	12/07/21	01/18/22	02/22/22	03/09/22	Apr	May	EOY
FY21	383	422	422	405	404	391	386	384	383	387	385	383
FY22		436	419	414	413	418	417	416	418			



All students		FY22	Transfer students	
#	% Increase		#	% Increase
114	5%	Aug	53	13%
64	3%	Sept	36	9%
50	2%	Oct	31	8%
38	2%	Nov	30	7%
45	2%	Dec	35	9%
56	2%	Jan	34	9%
54	2%	Feb	33	9%
45	2%	Mar	35	9%
	0%	Apr		0%
	0%	May		0%
#DIV/0!		EOY	#DIV/0!	

Mar 2022	All Students	Transfers Students	% Transfers
District	2526	418	17%
WHS	806	145	18%
Danforth	628	97	15%
JWE	551	86	16%
Blue Hole	541	90	17%



**WIMBERLEY INDEPENDENT SCHOOL DISTRICT**  
**FY22 Student Enrollment**  
**03/09/2022**

Tuition based Pre-K 80

											Transfers		
											Employee	Non Employee	
EE/PKCD	6										6		
<b>PK (drop in)</b>	PK-4	54		PK -3	16.5						71	1	11
Kindergarten	19	19	20	16	19	19	19	18	19	168	2	27	
First Grade	20	19	19	12	17	20	15	19	18	159	3	23	
Second Grade	19	18	18	18	18	19	15	18		143	4	19	
Third Grade	22	20	21	21	21	22	21	21		169	3	19	
Fourth Grade	21	20	22	19	22	21	22	22		169	6	35	
Fifth Grade	21	22	21	22	21	22	21	22	20	21	213	5	18
Sixth Grade											185	5	20
Seventh Grade											227	3	35
Eighth Grade											216	1	33
Ninth Grade											198	3	32
Tenth Grade											203	1	34
Eleventh Grade											191	2	30
Twelfth Grade											214	5	38
											44	374	
<b>Enrollment Total</b>	<b>2606</b>										<b>FUNDED TOTAL:</b>	<b>2526</b>	<b>418</b>

**BLUE HOLE CAMPUS**

EC/Kindergarten - 2nd Grade

541

**JACOB'S WELL CAMPUS**

3rd - 5th Grade

551

**DANFORTH CAMPUS**

6TH - 8TH Grade

628

**HIGH SCHOOL**

9TH - 12TH Grade

806

*In District Enrollment*

**2108**

District Transfer Students

Appx. Savings to District

**\$2,364,743**

Austin	5
Blanco	27
Comal	71
Dripping Spr	20
Hays	86
Lake Travis	1
Lockhart	4
Luling	1
New Braunfels	1
Northside	2
San Marcos	200



## Minutes of Regular Meeting

### Board of Trustees

---

A Regular Meeting of the Board of Trustees of Wimberley Independent School District was held Monday, **Monday, February 28, 2022**, beginning at **6:00 PM** in the WISD Admin Boardroom, 951 FM 2325, Wimberley, TX 78676.

1. Call the meeting to order and determine a quorum - Presiding Officer - The **regular** meeting of the Board of Trustees of the Wimberley Independent School District was called to order by Dr. Campbell at 5:04 p.m. A quorum was established with the following members present: Dr. Rob Campbell, Ken Strange, Lexi Jones, Andrea Justus, Nathan Cross, Will Conley, Joe Malone

Administrators Present: Dwain York, Dee Howard, Moises Santiago, Jason Valentine, Greg Howard, SueAnna Thomas, Dara Richardson, Coach Warren.

Directors Present: Allen Bruggman

2. Public Hearing for Texas Academic Performance Report (TAPR) - Dwain York and Dee Howard reviewed the 2020-2021 TAPR report for the Board and public present. School districts were not rated for 2020-2021 school year. No violent or criminal instances reported on the campuses. Ms. Howard stated that the full report is located on the TEA and the District websites.
3. PUBLIC FORUM - The following individual(s) requested to address the Board during Public Forum:

Bruce Collie - Home school students participating in UIL activities

Holly Collie - supports HB547

Dr. James Bales - support HB547

Dr. Karrn Bales - support HB547

4. Consent Agenda - Motion to approved the Consent Agenda as presented. This motion, made by Ken Strange and seconded by Lexi Jones, Passed. Yea: 7, Nay: 0. Mr. Strange wanted it noted that the approval of home school participation in UIL was approved under the consent agenda.
  - A. Acceptance of the Agenda
  - B. Student Enrollment - February 22, 2022
  - C. Minutes of the Regular Meeting, January 24, 2022
  - D. Approve Bond Expenditures
  - E. Amended District of Innovation
  - F. Records Management Policy
  - G. Special Education Stipend
  - H. Home School UIL Participation and Guidelines

5. CFO's Report - Moises Santiago reviewed the financials for the Board.
  - A. Financials
  - B. Check Register

Dr. Campbell reminded those present about the Face-to-Face, first Tuesday which will be held tomorrow night. He also stated the Board will meet next Monday, March 7 to review the applications for the Superintendent's position.

6. Discussion and possible action for amendments to CY (Local) - Intellectual Property and Policy on Trademark Use for Wimberley ISD - Dwain York introduced the WISD's Attorney, Michael Smith with The Fowler Law Firm. Mr. Smith stated the law firm has taken the important steps of registering the trademarks with the U.S. Patent and Trademark office. Those registrations have come through, they are now fully registered with the U.S. Patent and Trademark office which gives them rights and responsibilities that are a little bit greater than what you would have with a common law trademark. It's a move that many school districts have made to try and protect their trademarks, to try and protect their logos. Wimberley Independent School District has spent a lot of years developing their trademark developing the goodwill that goes with those, the name that goes with those, the excellence that goes with those both in their sports endeavors, their theater endeavors, their musical endeavors, their various student organizations all rely on that trademark to say Hey, we are Wimberley and we are proud to be from Wimberley. As it is common for school districts across the state and for council to the Board and for council to the school district, we are recommended some changes, some amendments to our CY local policy which deal with intellectual property and how it's handled. Some of those amendments include alterations to the mark or changes to the mark or unauthorized use of the mark and actually the responsibility to the District now that we are a registered trademark with the U.S. Patent and Trademark office to police those marks and make sure they are being used in a way that is consistent with WISD policy, WISD values, all the policies across the board to help support our students and our mission and make sure the marks are being used in a way that says this is WISD saying this this is not someone else coming in and trying to trade on our goodwill. And so based on WISD's long history with these marks and the great respect that they have gained across the state, when they go to UIL competitions, everybody knows the Wimberley mark when they show up and says here comes Wimberley and we better look out because they have some strong teams. The Firm is recommending some amendments to the policy simply to update it and be consistent with the law and the obligations that are required under the law to protect those trademarks.

The Board took a break from 6:47 - 6:52 p.m.

7. Closed Session - The Board adjourned into closed session at 6:52 p.m. pursuant to Texas Government Code Section: 551.071 *et seq.*
  - A. Deliberation Regarding Security Devices or Security Audits. *Texas Gov't Code §551.076 and §551.089*
  - B. Personnel Matters. *Texas Gov't Code §551.074*
    - 1) New hires/terminations/employee discipline

- 2) Consider one-year extension of Administrators contracts: Moises Santiago, Jason Valentine, SueAnna Thomas, Dara Richardson, Doug Warren, Lauri Grisham, Roz Simmons, Amy Lyles, Ryan Wilkes, Sheila Parker, Shad Scharlach, Marlayna Zachary, Christi Moeller
  - C. Deliberation Regarding Real Property. *Texas Gov't Code §551.072*
  - D. Consultation with Attorney. *Texas Gov't Code §551.071*
    - 1) Regarding legal ramifications of proposed policy amendments
8. The Board will reconvene and take possible action on items discussed in executive session - The Board reconvened at 8:20 p.m. Mr. Michael Smith with The Fowler Law Firm made recommendations to amend CY-Local which is the Intellectual Property policy. Mr. Smith requested to read into records what the proposed amendments would be. See attached markup of the policy. Mr. Smith stated the purpose of these recommendations is that it brings us more in line with federal and state trademark laws and penalties associated with infringement on District's trademarks and it is in the best interest of the district. He further stated given that the District has recently registered several of the trademarks pursuant to our recommendations on the federal registry of the U.S. Patent and Trademark office, we believe these amendments are in the best interest of the District and the best way possible to protect the logos and trademarks of Wimberley. Will Conley questioned the changes as it relates to individual speech. Motion to approve the CY-Local policy as amended. This motion, made by Joe Malone and seconded by Ken Strange, Passed. Yea: 7, Nay: 0  
 Motion to approve Administrators contract renewal of Dara Richardson, Christi Moeller, Dee Howard, Moises Santiago, Shad Scharlach, Roz Simmons, Amy Lyles, Doug Warren, Jason Valentine, Sheila Parker, Ryan Wilkes, SueAnna Thomas, Marlayna Zachary, Lauri Grisham. This motion, made by Ken Strange and seconded by Will Conley, Passed. Yea: 7, Nay: 0
9. Prepare for next meeting - The next regular meeting is scheduled for March 21, 2022 and the next called meeting to review candidates for the Superintendent is March 7, 2022.
10. Adjourn - There being no further business to discuss, motion to adjourn at 8:28 p.m. This motion, made by Ken Strange and seconded by Lexi Jones, Passed. Yea: 7, Nay: 0

\_\_\_\_\_  
 Lexi Jones, Secretary

\_\_\_\_\_  
 Dr. Rob Campbell, President

Bond Invoices				
<u>Kleinfelder</u>				
Project 20224194.001A	Ath Storage Bldg	Invoice 001360963	\$	1,182.50
PAY APPS				
<u>Noble General Contractors</u>				
Project CSP 2021-1	Ath Storage Bldg	Pay APP 1	\$	91,442.25
<u>Total for Approval</u>			\$	<u>92,624.75</u>

Wimberley ISD  
105905

INTELLECTUAL PROPERTY

CY  
(LOCAL)

<b>Intellectual Property</b>	All copyrights, trademarks, and other intellectual property rights shall remain with the District at all times.
Students:	A student shall retain all rights to work created as part of instruction or using District technology resources.
Employees <i>District Ownership</i>	As an agent of the District, an employee, including a student employee, shall not have rights to work he or she creates on District time or using District technology resources. The District shall own any work or work product created by a District employee in the course and scope of his or her employment, including the right to obtain copyrights.
<i>Employee Ownership</i>	If the employee obtains a patent for such work, the employee shall grant a non-exclusive, non-transferable, perpetual, royalty-free, Districtwide license to the District for use of the patented work. A District employee shall own any work or work product produced on his or her own time, away from his or her job and with personal equipment and materials, including the right to obtain patents or copyrights.
<i>Permission</i>	A District employee may apply to the Superintendent or designee to use District materials and equipment in his or her creative projects, provided the employee agrees either to grant to the District a non-exclusive, non-transferable, perpetual, royalty-free, District-wide license to use the work, or permits the District to be listed as co-author or co-inventor if the District contribution to the work is substantial. District materials do not include student work, all rights to which are retained by the student.
Works Made for Hire	The District may hire an independent contractor for specially commissioned work(s) under a written works-made-for-hire agreement that provides that the District shall own the work product created under the agreement, as permitted by copyright law. Independent contractors shall comply with copyright law in all works commissioned.
Return of Intellectual Property	Upon the termination of any person's association with the District, all permission to possess, receive, or modify the District's intellectual property shall also immediately terminate. All such persons shall return to the District all intellectual property, including but not limited to any copies, no matter how kept or stored, and whether directly or indirectly possessed by such person.
<b>Copyright</b>	Unless the proposed use of a copyrighted work is an exception under the "fair use" guidelines maintained by the Superintendent or designee, the District shall require an

DATE ISSUED: 5/25/2011  
UPDATE 90  
CY(LOCAL)-A

1 of 4

Wimberley ISD  
105905

**INTELLECTUAL PROPERTY**

CY  
(LOCAL)

employee or student to obtain a license or permission from the copyright holder before copying, modifying, displaying, performing, distributing, or otherwise employing the copyright holder's work for instructional, curricular, or extracurricular purposes. This policy does not apply to any work sufficiently documented to be in the public domain.

**Technology Use**

All persons are prohibited from using District technology in violation of any law including copyright law. Only appropriately licensed pro- grams or software may be used with District technology resources. No person shall use the District's technology resources to post, publicize, or duplicate information in violation of copyright law. The Board shall direct the Superintendent or designee to employ all reasonable measures to prevent the use of District technology re- sources in violation of the law. All persons using District technology resources in violation of law shall lose user privileges in addition to other sanctions. [See BBI and CQ]

**Electronic Media**

Unless a license or permission is obtained, electronic media in the classroom, including motion pictures and other audiovisual works, must be used in the course of face-to-face teaching activities as defined by law.

**Designated Agent**

The District shall designate an agent to receive notification of alleged online copyright infringement and shall notify the U.S. Copy- right Office of the designated agent's identity. The District shall include on its Web site information on how to contact the District's designated agent and a copy of the District's copyright policy. Upon notification, the District's designated agent shall take all actions necessary to remedy any violation. The District shall provide the designated agent appropriate training and resources necessary to protect the District.

If a content owner reasonably believes that the District's technology resources have been used to infringe upon a copyright, the owner may notify the designated agent.

**Trademark**

The District protects all District and campus trademarks, including names, logos, mascots, and symbols, which subsist in common law or under state or federal registration, from unauthorized use. The District currently holds the following federal trademark registrations:

Wimberley ISD  
105905

INTELLECTUAL PROPERTY

CY  
(LOCAL)



U.S. Registration No. 6113641



U.S. Registration No. 6089551



U.S. Registration No. 6089554

**Wimberley ISD**  
*Strength. Innovation. Excellence.*

**School-Related Use**

The District grants permission to students, student organizations, parent organizations and other District affiliated school-support or booster organizations to use, without charge, District and campus trademarks to promote a group of students, an activity or event, a campus, or the District, if the use is in furtherance of school-related business or activity. The Superintendent or designee shall determine what constitutes use in furtherance of school-related business or activity and is authorized to revoke permission if the use is improper or does not conform to administrative regulations. No alteration or modification of any District or campus trademarks is permitted without the express written permission of the Superintendent or designee.

**Public Use**

Members of the general public, outside organizations, vendors, commercial manufacturers, wholesalers, and retailers shall not use District trademarks without the written permission of the Superintendent or designee. Any production of merchandise with District trademarks for sale or distribution must be pursuant to a written trademark licensing agreement signed by the Superintendent or designee and may be subject to the payment of royalties. Further, no alteration or modification of any District or campus trademarks is permitted without the express written permission of the Superintendent or designee.

Any individual, organization, or business that uses District trademarks without appropriate authorization shall be subject to monetary fines and, if such unauthorized use continues, legal action including possible seizure and destruction of any

DATE ISSUED: 5/25/2011  
UPDATE 90  
CY(LOCAL)-A

3 of 4

Wimberley ISD  
105905

INTELLECTUAL PROPERTY

CY  
(LOCAL)

infringing products, monetary damages including a right to any  
and all profits generated by the infringement, attorneys' fees and  
all other costs.

DATE ISSUED: 5/25/2011  
UPDATE 90  
CY(LOCAL)-A

4 of 4



## Minutes of Special Meeting

### Board of Trustees

---

A Special Meeting of the Board of Trustees of Wimberley Independent School District was held Monday, **Wednesday, February 2, 2022**, beginning at **6:00 PM** in the WISD Administration Boardroom, 951 FM 2325, Wimberley, TX 78676.

1. Call the meeting to order and determine a quorum - Presiding Officer - The special meeting of the Board of Trustees of the Wimberley Independent School District was called to order by Dr. Campbell at 6:00 p.m. A quorum was established with the following members present: Dr. Rob Campbell, Ken Strange, Lexi Jones, Andrea Justus, Nathan Cross, Will Conley, Joe Malone.

Directors Present: Allen Bruggman, Jason Grogan

2. PUBLIC FORUM - No individual requested to address the Board during Public Forum.
3. Meet with consultants to hear report and discuss status of Superintendent search - Dr. Moses and Mr. Thompson reviewed the report on the focus group sessions held today. The consultants met with three focus groups, the media and the Administrators. The consultants reported on hearing the strengths of the District; competitive students both intellectually and athletically, location of the school district, non-profit contribution, everyone works towards a common goal, school is the center of the community, strong extracurricular activities, and management of the District resources. They also reported on hearing the challenges of the District; manageable growth, staff retention, environment and climate, school finance as it relates to Chapter 49, some division in the community, keeping high expectations, meeting the needs of both college and non-college bound students, SPED and second language learners. The consultants reported on hearing the professional qualifications of the new Superintendent; former educator, proper credentials (not specifically a doctorate), good with school finance, chapter 49 experience, familiar with the District and the state, and a Texan. The personal qualifications would be tenacious, courageous, bridge-builder, integrity, transparent, sincerity, servant, excellent communicator, and great listener. The consultants stated they heard great comments about Mr. York and appreciation for his work and leadership. They will have the comments organized and given to the Board. The same questions that were given to the focus group will be put on the website for one week which will give the community an opportunity to participate. The Board will receive all of these comments also. They recommended the new Superintendent to reconvene with groups like this as a way to start connecting with the community. Dr. Campbell stated he has received good comments about this process and is excited about what's coming on the horizon. Discussion was held by the Board. The Board reviewed the updated calendar. Dr. Moses stated the Board will review every candidate.

The Board took a break from 6:54 - 6:59 p.m.

4. Closed Session - The Board adjourned into closed session at 6:59 p.m. pursuant to Texas Government Code Section: 551.071 et seq.

- A. Consultation with Attorney. *Texas Gov't Code §551.071 and Personnel Matters. Texas Gov't Code §551.074*
  - 1) Meet with consultants to discuss candidates for position of Superintendent of Schools, and to receive legal advice regarding Superintendent search -
  
- 5. Adjourn - There being no further business to discuss, motion to adjourn at 7:32 p.m. This motion, made by Ken Strange and seconded by Will Conley, Passed. Yea: 7, Nay: 0

\_\_\_\_\_  
Lexi Jones, Secretary

\_\_\_\_\_  
Dr. Rob Campbell, President

**WIMBERLEY INDEPENDENT SCHOOL DISTRICT  
BOARD OF EDUCATION  
WIMBERLEY, TEXAS**

**Subject: Bond Invoices**

**Date: 03/11/2022**

**Presented by: York/Farmer**

**Consent**

**BACKGROUND INFORMATION**

**Bond Invoices submitted to the Board of Trustees for Approval**

AG/CM

Project 7-048P	WISD Bond Planning	Invoice 9086	\$	772.00
----------------	--------------------	--------------	----	--------

**Bond Invoices, projects approved by the Board of Trustees at previous meetings**

None

<u>Total for Approval</u>			\$	<u>772.00</u>
---------------------------	--	--	----	---------------

**ADMINISTRATIVE RECOMMENDATION**

Requesting Board Approval

**BOARD ACTION REQUIRED**

**WIMBERLEY INDEPENDENT SCHOOL DISTRICT  
BOARD OF EDUCATION  
WIMBERLEY, TEXAS**

**Subject: RESOLUTION One-time  
Coronavirus Stipend**

**Date: 03/11/2022  
Presented by: York**



**BACKGROUND INFORMATION**

The District has recognized specific employees who during the 2021-2022 school year have performed or will be performing grant-related duties such as screening or prevention as a result of the Coronavirus pandemic outside of the employee’s regular duties.

These additional duties performed

- Include screening, prevention, educating, monitoring, and communication.
- with the guidelines in the most secure and confidential manner.
- in addition to the regular assigned tasks of these individuals.
- include evenings and weekends after regular work hours are over.

These individuals meet the criteria for the Health related services grant. The positions recognized are

Campus Nurses (4)      Human Resource Director (1)      Communication Director (1)

These funds will be provided through the health grant.

**ADMINISTRATIVE RECOMMENDATION**

**To approve as presented**

**BOARD ACTION REQUIRED**

RESOLUTION ADOPTING A ONE-TIME EMPLOYEE CORONAVIRUS STIPEND  
FOR THE 2021-2022 SCHOOL YEAR

**Whereas**, the Wimberley Independent School District (“District”) wishes to compensate employees who have performed or will be performing grant-related duties for screening or prevention as a result of the Coronavirus pandemic outside of the employee’s regular duties; and

**Whereas**, the District would like to provide the one-time Coronavirus Stipend this school year, which will be paid on April 29, 2022, to these employees who have been employed by the District, and remain employed through the conclusion of the 2021-2022 school year, and

**Whereas**, the District shall be reimbursed by any employee who receives the one-time Coronavirus Stipend if the employee does not remain employed by the District, either voluntary or involuntary, through the conclusion of the 2021-2022 school year.

**NOW, THEREFORE, BE IT RESOLVED** by the Board of Trustees of the Wimberley Independent School District that the District issue a one-time Employee Coronavirus Stipend in the amount of \$1,200.00.

The one-time Coronavirus Stipend will be payable on April 15, 2022 to these employees who have been employed by the District, and remain employed through the conclusion of the 2021-2022 school year.

SO ORDERED this 21 day of March, 2022.

BOARD OF TRUSTEES:

\_\_\_\_\_  
Board President

WITNESSETH:

\_\_\_\_\_  
Board Secretary

# Board Meeting Date Changes

## 2022-2023 School Year

Nov-22						
Sunday	Monday	Tuesday	Wednesday	Thursday	Friday	Saturday
		1	2	3	4	5
6	7	8	9	10	11	12
13	14	15	16	17	18	19
20	21	22	23	24	25	26
27	28	29	30			
Dec-22						
Sunday	Monday	Tuesday	Wednesday	Thursday	Friday	Saturday
				1	2	3
4	5	6	7	8	9	10
11	12	13	14	15	16	17
18	19	20	21	22	23	24
25	26	27	28	29	30	31
Jan-23						
Sunday	Monday	Tuesday	Wednesday	Thursday	Friday	Saturday
1	2	3	4	5	6	7
8	9	10	11	12	13	14
15	16	17	18	19	20	21
22	23	24	25	26	27	28
29	30	31				
Feb-23						
Sunday	Monday	Tuesday	Wednesday	Thursday	Friday	Saturday
			1	2	3	4
5	6	7	8	9	10	11
12	13	14	15	16	17	18
19	20	21	22	23	24	25
26	27	28				

**NOTES:**

**14-Proposed meeting date**

21-Regular Board meeting date

21-25 Waiver Days/ Thanksgiving Break

**12-Proposed meeting date**

19-Regular Board meeting date

19-31 Christmas Break

2-3 Teacher Waiver days

4-Teacher workday

16-MLK, Jr. Day/Regular meeting schedule

**23-Proposed meeting date**

17-Teacher Waiver days

20-President's Day/Regular meeting schedule

**27-Proposed meeting date**

**WIMBERLEY INDEPENDENT SCHOOL DISTRICT  
BOARD OF EDUCATION  
WIMBERLEY, TEXAS**

**Subject: Supplemental Pay Structure  
Update 03/21/2022**

**Date: 03/11/2022  
Presented by: CFO Santiago**

**Consent**

**BACKGROUND INFORMATION**

Increase in the hourly Rate for food nutrition worker and manager recommended as an incentive for summer workers.

**ADMINISTRATIVE RECOMMENDATION**

**To approve as presented**

**BOARD ACTION REQUIRED**

**Wimberley ISD**  
**Supplemental Pay Structure**  
**for the Fiscal Year Ending August 31, 2022**

Description	Amount	Amount	Method
Certified teacher instructing/tutoring a group of students (off contract)		\$ 35.00	hourly
Non-certified staff instructing/tutoring a group of students (after hours)	\$ 15.00 to	\$ 20.00	hourly
Non-certified staff assisting in the instruction/tutoring of a group of students (after hours - ie summer school aide)	\$ 9.00 to	\$ 16.00	hourly
Non-certified student coach coaching athletes during athletic events (Grad Assist)	\$ 8.00 to	\$ 14.00	hourly
Teacher/professional performing clerical duties (off contract)-TAKS monitoring		\$ 18.00	hourly
Licensed Special Ed Professional Staff (LSSP/OT/SLP) Extra Duty		\$ 50.00	hourly
Summer school bus driver		\$ 15.00	hourly
Summer school bus monitor		\$ 10.00	hourly
<b>Summer Food Nutrition Worker</b>		<b>\$ 15.00</b>	<b>hourly</b>
<b>Summer Food Nutrition Manager</b>		<b>\$ 20.00</b>	<b>hourly</b>
Athletic bus driver (coach driving a bus for an athletic event)		\$ 10.00	hourly
Athletic event ticket taker		\$ 10.00	hourly
Gate coordinator (Varsity football)		\$ 15.25	hourly
Athletic event cash handler		\$ 12.25	hourly
Sub-Varsity Announcer		\$ 8.25	hourly
Sub-Varsity Clock Keeper		\$ 7.25	hourly
Sub-Varsity Book Keeper		\$ 7.25	hourly
Varsity Announcer		\$ 12.00	hourly
Varsity Clock Keeper		\$ 10.00	hourly
Varsity Book Keeper		\$ 10.00	hourly
Lunch Monitor (part time/hourly)		\$ 12.00	hourly
Scouting (excluding drive time)		\$ 8.00	hourly
Part-time/Sub Bus Driver		\$ 11.21	hourly
Part-time/Sub Bus Monitor		\$ 8.74	hourly
Summer part-time help	\$ 8.00 to	\$ 14.00	hourly
Homebound/In-Home/Parent Training Services (certified teacher)		\$ 25.00	hourly
Homebound/In-Home/Parent Training Services (non-certified staff)		\$ 15.00	hourly
Afterschool Program (tuition based)		\$ 13.50	hourly
Afterschool Program (tuition based) Certified Teacher		\$ 15.00	hourly
Friday Night Live		\$ 25.00	hourly
D-Hall		\$ 25.00	hourly
Summer camp coordinator/worker (tuition/fee based)	\$ 10.00 to	\$ 30.00	hourly
Other Duties (Not Defined Above)	19	\$ 8.00 to	\$ 20.00 hourly



**Wimberley ISD**  
*Strength. Innovation. Excellence.*

# *Wimberley Independent School District*

Division of Business Support Services

951FM 2325  
Wimberley, Texas 78676  
Ph: (512) 847-2414  
Fx: (512) 847-2142

Date: March 21, 2022

## **Monthly Financial Highlights**

- The monthly Financial Reports represent financial data through February 28, 2022.
- The cash and investment balances of all governmental and proprietary funds at month end is \$33,596,381. The General Fund makes up the largest portion of that number with \$22,646,088 or roughly 67% and the Debt Service \$8,861,317 (26%). The unaudited ending general fund balance as of February 28, 2022 is \$20,502,214 equivalent to 9.03 operating months (**see page 2**).
- Through the end of the month (6/12 or 0.50% of the budget year):
  - The General Fund has collected \$25,757,393 (88.65% of its budgeted revenue) and has spent \$14,511,373 (47.94% of its budgeted expenditures) (**See page 3**).
  - The Child Nutrition fund has collected \$713,717 (76.44% of its budgeted revenue) and has spent \$486,196 (52.07% of its budgeted expenditures) (**See page 8**).
    - The district will be operating under an SSO (Summer Seamless Operating) program during the entire 2021-22 school year, as allowed by USDA. No Free and Reduced meal applications will be reported as all student meals will be provided free of charge. However, families are encouraged to complete applications for program reporting and state funding purposes.
    - Total meals served during the month of February were 29,373 of which 6,750 were breakfast and 22,623 lunch meals, which was a net increase of 6% during a 16-day period (1 day less than the previous month).
  - The Debt Service fund collected \$7,228,533 (92.93% of its budgeted revenue) and spent \$1,792,190 (29.82%) of its budgeted expenditures). Debt service payments are made twice a year, February 15<sup>th</sup> and August 15<sup>th</sup> (**See page 9**).
  - The 2018 Capital Project fund has expended \$354,884 in the current fiscal year through the month of February 2022. Updates on bond projects are provided regularly by the bond project manager or at the request of the Board. (**See page 10**).
- Special Revenue funds consist of Federal, State, and local grants received by the District. Some of these grants such as Title I and IDEA are non-competitive grants which the District receives based on certain types of student population reported through PEIMS. Other grants such as the San Marcos Civic Foundation and the Wimberley Education Foundation are competitive grants and are awarded based on demonstrated needs. This group of funds



**Wimberley ISD**

*Strength. Innovation. Excellence.*

# *Wimberley Independent School District*

Division of Business Support Services

951FM 2325

Wimberley, Texas 78676

Ph: (512) 847-2414

Fx: (512) 847-2142

also includes the Textbook (IMA) fund and Federal ESSER funding. Total revenue collected is \$1,260,974 and total expenditures spent is \$1,113,964 (**See page 11**).

- Total proprietary funds (Blue Hole Afterschool Program, Jacob's Well Afterschool Program and Tuition Based Pre-K Program) revenue collected is \$68,147, \$57,445, and \$340,513, respectively. Total expenditures are \$34,788, \$22,836, and \$118,404, resulting in a net profit of \$33,359, \$34,609, and \$222,108, respectively through the month of February 2022 (**See page 12**).
- Current Tax collections for the month of February 2022 totaled \$3,591,611 representing 10.53% of the levy collected during the month. Approximately 92.31% of the total levy has been collected through the end of February 2022 compared to 92.01% the previous year, an increase of 0.30%. About 92.39% of the adopted tax collection budget was realized as compared to 94.74% the previous year (**See page 13**).
- During the month of February 2022 there was total of 4,678 student riders in the morning routes and 9,209 in the afternoon routes with an average number of student riders of 292 in the morning and 575 in the afternoon routes, which is an increase of 37% student ridership over the previous year. The district currently has 14 mornings and 14 afternoon routes at an average daily mileage of 673.55 (See page 18).

Should have any questions regarding these financials please contact me.

*Moises Santiago*, RTSBA

Chief Financial Officer

Wimberley Independent School District

# **Wimberley Independent School District**

## **Financial Reports**

22

**February 28, 2022**

**Wimberley Independent School District**  
**Combined Balance Sheet**  
**for the Month Ending February 28, 2022**  
**(Un-Audited)**

	<u>General</u> <u>Fund</u>	<u>Child Nutrition</u> <u>Fund</u>	<u>Debt Service</u> <u>Fund</u>	<u>2018 Capital</u> <u>Projects Funds</u>	<u>Special Revenue</u> <u>Funds</u>	<u>Enterprising</u> <u>Funds</u>	<u>Total</u>
<i>Assets:</i>							
Cash and Cash Equivalents	\$ (85,831.47)	\$ 268,150.35	\$ 20,196.64	\$ 588.96	\$ 591,894.03	\$ 441,312.47	\$ 1,236,310.98
Current Investments	22,731,919.79		8,841,120.27	723,958.75	63,070.71	-	32,360,069.52
<b>Total Cash and Investments</b>	<b>\$ 22,646,088.32</b>	<b>\$ 268,150.35</b>	<b>\$ 8,861,316.91</b>	<b>\$ 724,547.71</b>	<b>\$ 654,964.74</b>	<b>\$ 441,312.47</b>	<b>\$ 33,596,380.50</b>
Property Taxes - Delinquent	902,396.00	-	215,000.00	-	-	-	1,117,396.00
Allowance for Uncollectible Taxes	(90,238.00)	-	(21,499.00)	-	-	-	(111,737.00)
Accrued Interest	0.04	-	817.59	1,316.03	-	-	2,133.66
Due from State Agencies	160,578.45	120,801.17	-	-	157,249.32	-	438,628.94
Due from other Governments	96,940.59	-	29,225.55	-	1,797.00	-	127,963.14
Due from Other Funds	5,678.15	-	-	-	-	-	5,678.15
Other Receivables	(4,516.69)	-	-	-	3,017.86	-	(1,498.83)
<b>Total Receivables</b>	<b>\$ 1,070,838.54</b>	<b>\$ 120,801.17</b>	<b>\$ 223,544.14</b>	<b>\$ 1,316.03</b>	<b>\$ 162,064.18</b>	<b>\$ -</b>	<b>\$ 1,578,564.06</b>
Inventories	6,387.55	11,832.25	-	-	-	-	18,219.80
Prepaid Items	-	-	-	-	-	-	-
<b>Other Current Assets</b>	<b>\$ 6,387.55</b>	<b>\$ 11,832.25</b>	<b>\$ -</b>	<b>\$ -</b>	<b>\$ -</b>	<b>\$ -</b>	<b>\$ 18,219.80</b>
<b>Total Current Assets</b>	<b>\$ 23,723,314.41</b>	<b>\$ 400,783.77</b>	<b>\$ 9,084,861.05</b>	<b>\$ 725,863.74</b>	<b>\$ 817,028.92</b>	<b>\$ 441,312.47</b>	<b>\$ 35,193,164.36</b>
Accounts Payable	\$ 18,664.88	\$ 141.90	\$ -	\$ -	\$ 1,200.00	\$ 30.01	\$ 20,036.79
Other Liabilities	-	-	-	-	-	-	-
Payroll Deductions and Withholdings	155,963.89	-	-	-	-	-	155,963.89
Accrued Wages Payable	1,224,962.60	17,104.83	-	-	-	-	1,242,067.43
Due to Other Funds	1,797.00	-	-	-	5,678.15	-	7,475.15
Due to State Agencies	436,753.00	-	6,404.00	-	-	-	443,157.00
Due to other Governments	(5.51)	-	-	-	-	-	(5.51)
Accrued Expenses	24,950.16	-	-	-	-	-	24,950.16
Deferred Revenues	545,856.48	123,340.70	-	-	51,327.46	6,724.65	727,249.29
Deferred Inflows	812,158.00	-	193,501.00	-	-	-	1,005,659.00
<b>Total Liabilities</b>	<b>\$ 3,221,100.50</b>	<b>\$ 140,587.43</b>	<b>\$ 199,905.00</b>	<b>\$ -</b>	<b>\$ 58,205.61</b>	<b>\$ 6,754.66</b>	<b>\$ 3,626,553.20</b>
<i>Fund Balance/Equity</i>							
Reserved/Designated Fund Balance		151,502.04	3,448,613.06	1,080,320.21	549,791.00	-	5,230,226.31
Reserved for Current Year							
Expenditures/Expenses	20,502,213.91	108,694.30	5,436,342.99	(354,456.47)	209,032.31	434,557.81	26,336,384.85
Unreserved Fund Balance/Fund Equity	\$ -	-	-	-	-	-	-
<b>Total Fund Balance/Equity</b>	<b>\$ 20,502,213.91</b>	<b>\$ 260,196.34</b>	<b>\$ 8,884,956.05</b>	<b>\$ 725,863.74</b>	<b>\$ 758,823.31</b>	<b>\$ 434,557.81</b>	<b>\$ 31,566,611.16</b>
<b>Total Liabilities and Fund Equity</b>	<b>\$ 23,723,314.41</b>	<b>\$ 400,783.77</b>	<b>\$ 9,084,861.05</b>	<b>\$ 725,863.74</b>	<b>\$ 817,028.92</b>	<b>\$ 441,312.47</b>	<b>\$ 35,193,164.36</b>

**Wimberley Independent School District**  
**Statement of Revenues, Expenditures, and Changes in Fund Balance**  
**for the Month Ending February 28, 2022**  
**(Un-Audited)**

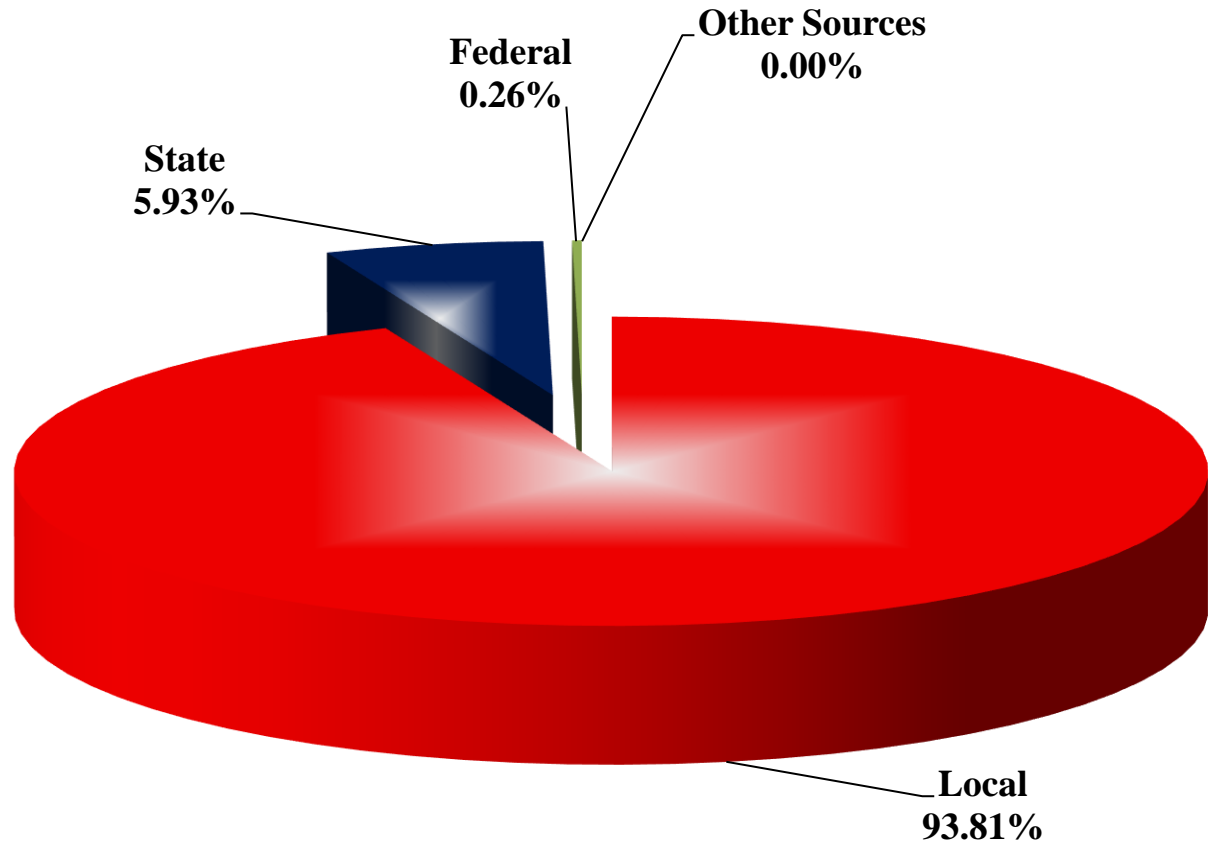
	GENERAL FUND						
	<u>Prior Year</u>				<u>Current Year</u>	<u>Unrealized/</u>	
	<u>Actual Revenues/</u>	<u>Original</u>	<u>Revised</u>	<u>Encumbrances</u>	<u>Actual Revenues/</u>	<u>Unexpended</u>	<u>Percentage</u>
	<u>Expenditures</u>	<u>Budget</u>	<u>Budget</u>		<u>Expenditures</u>	<u>Budget</u>	<u>Y-T-D</u>
<b>Revenues:</b>							
Local	\$ 21,843,331.06	\$ 26,210,049	\$ 26,210,049	\$ -	\$ 24,164,098.63	(2,045,950.37)	92.19%
State	\$ 1,621,892.62	2,438,526	2,438,526	\$ -	\$ 1,526,666.29	(911,859.71)	62.61%
Federal	\$ 20,000.00	251,583	251,583	\$ -	\$ 66,628.52	(184,954.48)	26.48%
Other Sources	\$ -	155,832	155,832	\$ -	\$ -	(155,832.00)	0.00%
<b>Total Revenues</b>	<b>\$ 23,485,223.68</b>	<b>\$ 29,055,990</b>	<b>\$ 29,055,990</b>	<b>\$ -</b>	<b>\$ 25,757,393.44</b>	<b>\$ (3,298,596.56)</b>	<b>88.65%</b>
11-Instruction	\$ 6,675,745.09	14,342,026	14,344,046	52,174.00	\$ 7,398,256.31	6,893,615.69	51.58%
12-Library	\$ 126,004.19	271,270	271,270	34,702.82	\$ 128,075.99	108,491.19	47.21%
13-Prof Dev	\$ 76,464.43	274,922	279,622	13,610.00	\$ 109,486.90	156,525.10	39.16%
21-Instruct Admin	\$ 254,632.48	482,621	482,621	7,249.41	\$ 247,102.76	228,268.83	51.20%
23-Campus Admin	\$ 617,693.60	1,214,473	1,214,473	8,997.72	\$ 612,508.85	592,966.43	50.43%
31-Counselors	\$ 490,250.45	1,118,512	1,118,492	5,063.02	\$ 558,021.67	555,407.31	49.49%
33-Health Services	\$ 210,844.44	303,642	303,642	6,158.20	\$ 122,282.52	175,201.28	40.27%
34-Transportation	\$ 376,919.62	744,081	744,081	29,442.39	\$ 389,374.15	325,264.46	52.33%
36-Co-Curricular	\$ 597,453.78	1,331,946	1,330,446	16,988.25	\$ 655,608.26	657,849.49	49.28%
41-Gen Admin	\$ 737,610.53	1,484,995	1,479,795	21,565.28	\$ 706,742.56	751,487.16	47.76%
51-Maintenance	\$ 1,661,354.07	3,757,173	3,757,173	617,629.58	\$ 1,787,210.32	1,352,333.10	47.57%
52-Security	\$ 79,574.20	420,184	420,184	7,940.00	\$ 165,630.17	246,613.83	39.42%
53-Data Services	\$ 205,544.44	400,023	400,023	6,794.78	\$ 271,374.61	121,853.61	67.84%
61-Community Services	\$ 67.24	400	400			400.00	0.00%
81-Facilities Acquisition/Constr.			560,003	56,000.29	\$ 504,002.61		
91-Purchase of WADA-Chp 49	\$ 397,394.00	2,412,367	2,412,367		\$ 436,753.00	1,975,614.00	18.10%
99-Other Intergovernmental charge	\$ 113,002.00	251,169	251,169		\$ 118,941.91	132,227.09	47.36%
00-Other Uses		273,135	273,135			273,135.00	0.00%
<b>Total Expenditures and Other Uses</b>	<b>\$ 12,620,554.56</b>	<b>\$ 29,082,939</b>	<b>\$ 29,642,942</b>	<b>\$ 884,315.74</b>	<b>\$ 14,211,372.59</b>	<b>\$ 14,547,253.57</b>	<b>47.94%</b>
<b>Excess of Revenues Over (Under)</b>							
<b>Expenditures and Other Uses</b>	<b>\$ 10,864,669.12</b>	<b>\$ (26,949)</b>	<b>\$ (586,952)</b>	<b>(884,315.74)</b>	<b>\$ 11,546,020.85</b>		
<b>Unaudited Fund Balance September 1, 2021</b>		<b>\$ 8,956,470</b>	<b>\$ 8,956,470</b>	<b>-</b>	<b>\$ 8,956,470.00</b>		
<b>Fund Balance Ending - Monthly Reporting Period</b>		<b>\$ 8,929,521</b>	<b>\$ 8,369,518</b>	<b>(884,315.74)</b>	<b>\$ 20,502,490.85</b>	<b>\$ 12,132,972.85</b>	

**Wimberley Independent School District**  
**Detail of Expenditures & Other Uses(Program) - General Fund**  
**for the Month Ending February 28, 2022**  
**(Un-Audited)**

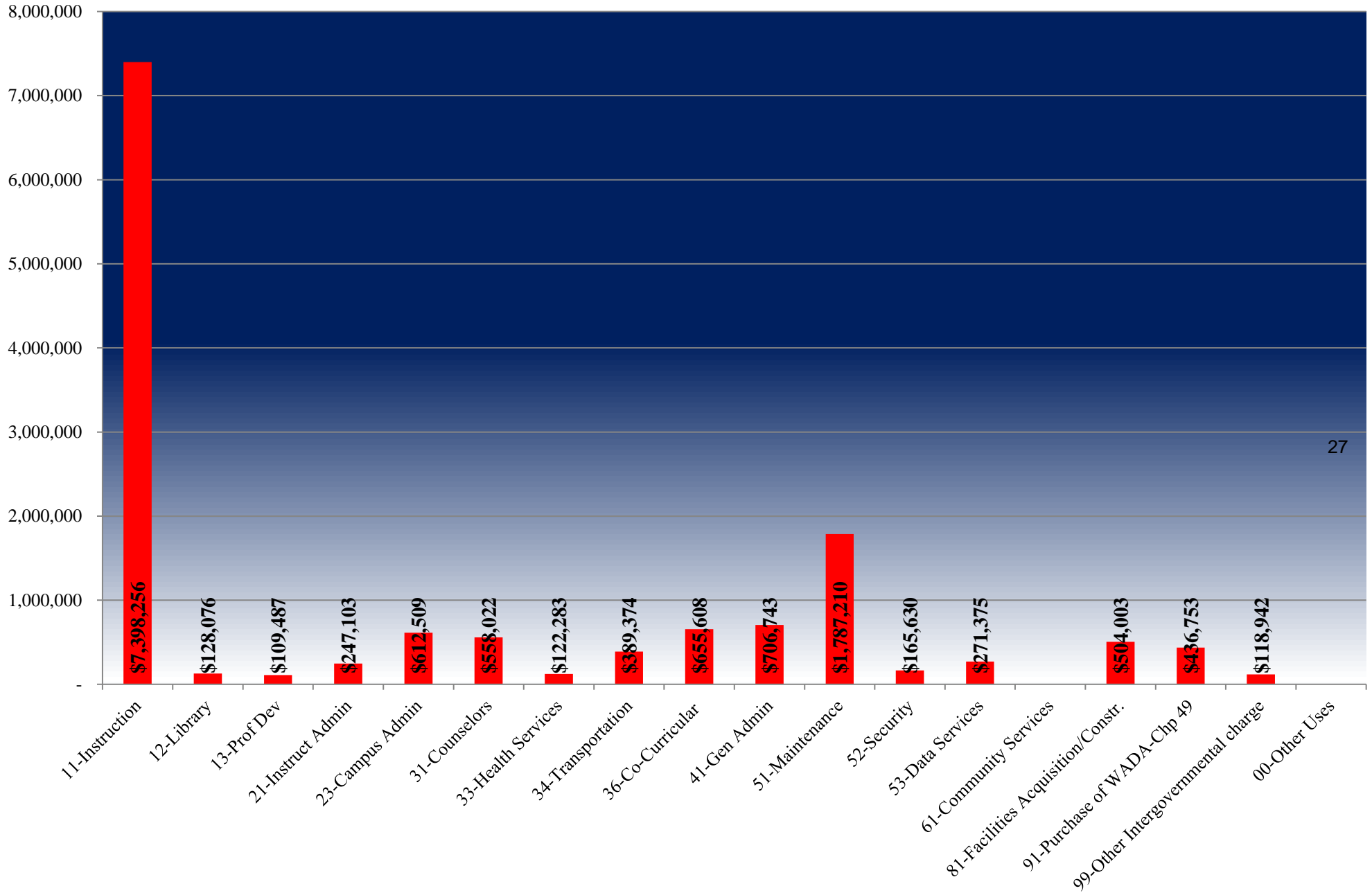
GENERAL FUND

<i>Expenditures and Other Uses by Program Code:</i>	<u>Prior Year</u> <u>Actual Revenues/</u> <u>Expenditures</u>	<u>Original</u> <u>Budget</u>	<u>Revised</u> <u>Budget</u>	<u>Encumbrances</u>	<u>Current Year</u> <u>Actual Revenues/</u> <u>Expenditures</u>	<u>Unrealized/</u> <u>Unexpended</u> <u>Budget</u>	<u>Percentage</u> <u>Y-T-D</u>
11-Basic Educational Services	4,769,599.44	9,557,226	9,559,237	46,863.89	4,938,488.08	4,573,885.03	51.66%
21-Gifted and Talented	137,809.28	307,036	307,036	280.50	146,572.94	160,182.56	47.74%
22-Career and Technical	457,786.40	988,826	988,326	3,714.71	496,122.17	488,489.12	50.20%
23-Services to Students with Disabilities	1,089,458.92	2,480,574	2,481,309	14,259.70	1,284,571.66	1,182,477.64	51.77%
24-Accelerated Education	197,788.58	439,621	439,781	59.86	233,631.08	206,090.06	53.12%
25-Bilingual Education and Special Language	130,510.14	232,179	232,153	668.88	115,148.18	116,335.94	49.60%
28-Disciplinary Alternative Education (DAEP)	51,777.98	82,374	82,374		50,482.64	31,891.36	61.28%
32-Pre-Kindergarten	141,313.16	453,969	453,969	331.94	242,799.44	210,837.62	53.48%
33-Prekindergarten Special Education Services	37,185.17	68,680	68,685	154.00	34,014.73	34,516.27	49.52%
35-Prekindergarten Bilingual Services	34,317.46	61,146	61,146		36,622.89	24,523.11	59.85%
36-Early Education Allotment		171,460	171,460		89,360.03	82,099.97	52.12%
37-Dyslexia	47,109.06	153,881	153,141		76,700.92	76,440.08	50.09%
38-College, Career & Military Readiness	23,664.55	236,749	236,749		120,769.20	115,979.80	51.01%
43-Dyslexia - Special Education	13,679.23	76,858	76,858	776.07	38,506.30	37,575.63	50.10%
91-Athletics and Related Activities	529,610.00	1,121,656	1,122,456	12,086.51	569,738.09	540,631.40	50.76%
99-Undistributed	4,958,945.19	12,650,704	13,208,262	805,119.68	5,737,844.24	6,665,298.08	43.44%
<b>Total Expenditures and Other Uses</b>	<b>12,620,554.56</b>	<b>29,082,939</b>	<b>29,642,942</b>	<b>884,315.74</b>	<b>14,211,372.59</b>	<b>14,547,253.67</b>	<b>47.94%</b>

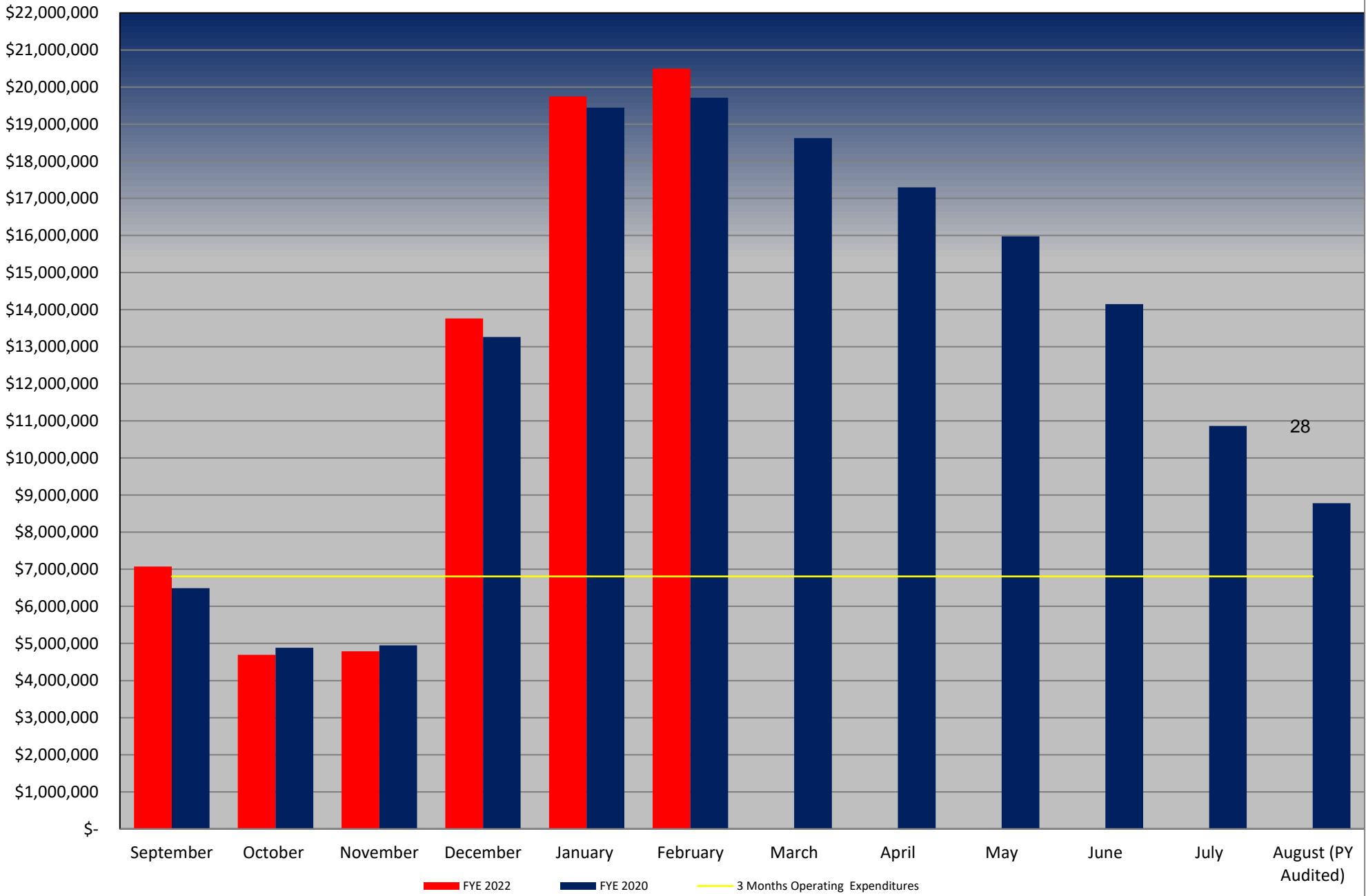
# General Fund Revenues Collected to Date



# General Fund Expenditures to Date



# Fund Balance by Month



**Wimberley Independent School District**  
**Statement of Revenues, Expenditures, and Changes in Fund Balance**  
**for the Month Ending February 28, 2022**  
**(Un-Audited)**

CHILD NUTRITION FUND							
	<u>Prior Year</u>				<u>Current Year</u>	<u>Unrealized/</u>	
	<u>Actual Revenues/ Expenditures</u>	<u>Original Budget</u>	<u>Revised Budget</u>		<u>Actual Revenues/ Expenditures</u>	<u>Unexpended Budget</u>	<u>Percentage Y-T-D</u>
<b>Revenues and Other Resources:</b>							
Local	\$ 182,249.00	\$ 327,060	\$ 327,060		\$ 10,176.69	\$ (316,883.31)	3.11%
State	-	4,250	4,250		614.00	(3,636.00)	14.45%
Federal	148,973.17	332,892	332,892		702,925.81	370,033.81	211.16%
Other sources	-	269,455	269,455		-	(269,455.00)	0.00%
<b>Total Revenues and Other Resources</b>	<b>\$ 331,222.17</b>	<b>\$ 933,657</b>	<b>\$ 933,657</b>		<b>\$ 713,716.50</b>	<b>\$ (219,940.50)</b>	<b>76.44%</b>
<b>Expenditures and Other Uses:</b>							
35-6100 Payroll	212,537.88	477,608	477,608		\$ 228,345.01	249,262.99	47.81%
35-6200 Professional and Contracted Services	21.79	14,046	13,406		\$ 21.09	13,384.91	0.16%
35-6341 Food Supplies	153,624.01	294,709	300,089		\$ 213,639.17	86,449.83	71.19%
35-6342 Non-Food Supplies	19,084.05	34,821	33,501		\$ 25,046.03	8,454.97	74.76%
35-6344 USDA Commodities	-	72,892	72,892		-	72,892.00	0.00%
35-6349 Miscellaneous Supplies	-	7,800	1,940		\$ 365.13	1,574.87	18.82%
35-6300 Supplies & Materials	8,532.35	19,156	26,856		\$ 15,981.69	10,874.31	59.51%
35-6400 Food Service Other Operating Expenses	(3,322.62)	12,625	7,365		\$ 2,797.60	4,567.40	37.99%
35-6600 Food Service Capital Expenses	-	-	-		-	-	NA
<b>Total Expenditures</b>	<b>\$ 390,477.46</b>	<b>\$ 933,657</b>	<b>\$ 933,657</b>		<b>\$ 486,195.72</b>	<b>\$ 447,461.28</b>	<b>52.07%</b>
<b>Excess of Revenues and Other Resources Over (Under) Expenditures</b>	<b>\$ (59,255.29)</b>	<b>\$ -</b>	<b>\$ -</b>		<b>\$ 227,520.78</b>		
<b>Unaudited Fund Balance September 1, 2021</b>		<b>32,663</b>	<b>32,663</b>		<b>32,663.00</b>		
<b>Fund Balance Ending - Monthly Reporting Period</b>		<b>\$ 32,663.00</b>	<b>\$ 32,663.00</b>		<b>\$ 260,183.78</b>	<b>\$ 227,520.78</b>	

29

	Prior Month	Current Year/Mo.	Increase/(Decrease)	% Change	Current Increase /				
					Prior Month	Year/Day	(Decrease)	% Change	
<b>SSO Program (All Meals are Free of Charge)</b>									
<b>School Breakfast Program Meals Served: (Days)</b>					17	16			
Free-Bkfst	6,526	6,750	224	3%	384	422	38	10%	
Reduced-Bkfst	-	-	-	NA	-	-	-	NA	
Paid-Bkfst	-	-	-	NA	-	-	-	NA	
<b>Total</b>	<b>6,526</b>	<b>6,750</b>	<b>224</b>	<b>3%</b>	<b>384</b>	<b>422</b>	<b>38</b>	<b>10%</b>	
<b>School Lunch Program Meals Served:</b>									
Free-Lunch	22,030	22,623	593	3%	1,296	1,414	118	9%	
Reduced-Lunch	-	-	-	NA	-	-	-	NA	
Paid-Lunch	-	-	-	NA	-	-	-	NA	
<b>Total</b>	<b>22,030</b>	<b>22,623</b>	<b>593</b>	<b>3%</b>	<b>1,296</b>	<b>1,414</b>	<b>118</b>	<b>9%</b>	
<b>Grant Totals</b>	<b>28,556</b>	<b>29,373</b>	<b>817</b>	<b>6%</b>	<b>1,680</b>	<b>1,836</b>	<b>156</b>	<b>19%</b>	

**Wimberley Independent School District**  
**Statement of Revenues, Expenditures, and Changes in Fund Balance**  
**for the Month Ending February 28, 2022**  
**(Un-Audited)**

**DEBT SERVICE FUND**

	<u>Prior Year</u> <u>Actual Revenues/</u> <u>Expenditures</u>		<u>Original</u> <u>Budget</u>		<u>Revised</u> <u>Budget</u>		<u>Current Year</u> <u>Actual Revenues/</u> <u>Expenditures</u>		<u>Unrealized/</u> <u>Unexpended</u> <u>Budget</u>	<u>Percentage</u> <u>Y-T-D</u>
<b>Revenues:</b>										
<b>Local Revenue</b>										
Taxes, Current Year Levy	6,139,555.68	\$	7,704,424	\$	7,704,424		7,111,336.23	\$	(593,087.77)	92.30%
Taxes, Prior Year	14,513.78		30,000		30,000		43,734.36		13,734.36	145.78%
Penalties, Interest and Other Tax Revenues	13,120.25		40,700		40,700		23,480.10	\$	(17,219.90)	57.69%
Earnings from Investments	140.62		3,000		3,000		(2,703.10)		(5,703.10)	-90.10%
Miscellaneous Revenue	-		-		-		-		-	NA
<b>Local Revenue</b>	<b>\$ 6,167,330.33</b>	<b>\$</b>	<b>7,778,124</b>	<b>\$</b>	<b>7,778,124</b>	<b>\$</b>	<b>7,175,847.59</b>	<b>\$</b>	<b>(602,276.41)</b>	<b>92.26%</b>
<b>State Revenue</b>										
Additional State Aid for Homestead Exemption	\$ 57,675.00	\$	-	\$	-	\$	52,685.00		52,685.00	NA
<b>State Revenue</b>	<b>\$ 57,675.00</b>	<b>\$</b>	<b>-</b>	<b>\$</b>	<b>-</b>	<b>\$</b>	<b>52,685.00</b>	<b>\$</b>	<b>52,685</b>	<b>NA</b>
<b>Other Sources</b>										
Issuance of Bonds	\$ -	\$	-	\$	-	\$	-		-	NA
Operating Transfer In	\$ -	\$	-	\$	-	\$	-		-	NA
Bond Premium/Discount	\$ -	\$	-	\$	-	\$	-		-	NA
<b>Other Source Revenue</b>	<b>\$ -</b>	<b>\$</b>	<b>-</b>	<b>\$</b>	<b>-</b>	<b>\$</b>	<b>-</b>	<b>\$</b>	<b>-</b>	<b>0.00%</b>
<b>Total Revenue</b>	<b>\$ 6,225,005.33</b>	<b>\$</b>	<b>7,778,124.00</b>	<b>\$</b>	<b>7,778,124.00</b>	<b>\$</b>	<b>7,228,532.59</b>	<b>\$</b>	<b>(549,591.41)</b>	<b>92.93%</b>
<b>Expenditures:</b>										
71-6511 Bond Principal	-		2,420,000		2,420,000		-		2,420,000.00	0.00%
71-6521 Interest on Bonds	1,825,389.60		3,579,780		3,579,780		1,789,889.60		1,789,890.40	50.00%
71-6599 Other Debt Service Fees	1,159.37		10,500		10,500		2,300.00		8,200.00	21.90%
<b>Total Expenditures</b>	<b>\$ 1,826,548.97</b>	<b>\$</b>	<b>6,010,280</b>	<b>\$</b>	<b>6,010,280</b>	<b>\$</b>	<b>1,792,189.60</b>	<b>\$</b>	<b>4,218,090</b>	<b>29.82%</b>
<b>Excess of Revenues</b>										
<b>Over (Under) Expenditures</b>	<b>\$ 4,398,456.36</b>	<b>\$</b>	<b>1,767,844</b>	<b>\$</b>	<b>1,767,844</b>	<b>\$</b>	<b>5,436,342.99</b>			
<b>Unaudited Fund Balance September 1, 2021</b>		<b>\$</b>	<b>3,448,613.00</b>	<b>\$</b>	<b>3,448,613.00</b>	<b>\$</b>	<b>3,448,613.00</b>			
<b>Fund Balance Ending - Monthly Reporting Period</b>		<b>\$</b>	<b>5,216,457.00</b>	<b>\$</b>	<b>5,216,457.00</b>	<b>\$</b>	<b>8,884,955.99</b>	<b>\$</b>	<b>3,668,498.99</b>	

30

**Wimberley Independent School District**  
**Statement of Revenues, Expenses, and Changes in Equity**  
**for the Month Ending February 28, 2022**  
**(Un-Audited)**

	<b>CAPITAL PROJECT FUNDS</b>	
	<b><u>2018</u></b>	<b><u>2021-2022</u></b>
	<b><u>Capital Projects</u></b>	<b><u>Capital Projects</u></b>
	<b><u>Program</u></b>	<b><u>Total Revenues/</u></b>
	<b><u>\$45,500,000</u></b>	<b><u>Expenses</u></b>
<b><i>Revenues and Other Resources:</i></b>		
Local	\$ 427.78	\$ 427.78
State	-	-
Other sources	-	-
<b>Total Revenues and Other Resources</b>	<b>\$ 427.78</b>	<b>\$ 427.78</b>
<b><i>Expenses and Other Uses:</i></b>		
6100 Payroll	-	-
6200 Professional and Contracted Services	35,995.70	35,995.70
6300 Supplies and Materials	21,460.64	21,460.64
6400 Other Operating Expenses	-	-
6600 Capital Outlay	297,427.91	297,427.91
8000-Other Uses	-	-
<b>Total Expenses</b>	<b>\$ 354,884.25</b>	<b>\$ 354,884.25</b>
<b>Excess of Revenues and Other Resources</b>		
<b>Over (Under) Expenses</b>	<b>\$ (354,456.47)</b>	<b>\$ (354,456.47)</b>
<b>Unaudited Fund Equity September 1, 2021</b>	<b>\$ 1,080,320.21</b>	<b>\$ 1,080,320.21</b>
<b>Fund Balance Ending - Monthly Reporting Period</b>	<b>\$ 725,863.74</b>	<b>\$ 725,863.74</b>

**Wimberley Independent School District**  
**Statement of Revenues, Expenditures, and Changes in Fund Balance**  
**for the Month Ending February 28, 2022**  
**(Un-Audited)**

SPECIAL REVENUE FUNDS						
	<u>Prior Year</u> <u>Actual Revenues/</u> <u>Expenditures</u>	<u>Revised Budget</u>	<u>Current Year</u> <u>Actual Revenues/</u> <u>Expenditures</u>	<u>Unrealized/</u> <u>Unexpended</u> <u>Budget</u>	<u>Percentage</u> <u>Y-T-D</u>	
<b>Revenues:</b>						
Local	\$ 670,245.65	\$ 968,139	\$ 409,675.96	\$ (558,462.58)	42.32%	
State	75,656.56	138,212	121,559.73	(16,652.03)	87.95%	
Federal	198,539.21	2,621,057	729,737.91	(1,891,319.09)	27.84%	
<b>Total Revenues</b>	<b>\$ 944,441.42</b>	<b>\$ 3,727,407</b>	<b>\$ 1,260,973.60</b>	<b>\$ (2,466,433.70)</b>	<b>33.83%</b>	
<b>Expenditures:</b>						
11-Instruction	114,096.99	2,285,784	481,276.45	1,804,507.30	21.06%	
12-Library	-	-	-	-	NA	
13-Prof Dev	19,708.87	56,636	29,375.51	27,260.49	51.87%	
21-Instruct Admin	580.57	-	397.22	(397.22)	NA	
23-School Leadership	2,924.84	-	71.95	(71.95)	NA	
31-Counselors	12,826.69	64,430	23,317.55	41,112.45	36.19%	
33-Health Services	-	184,493	90,073.22	94,419.78	48.82%	
34-Transportation	-	-	1,108.36	(1,108.36)	NA	
36-Co-Curricular	117,654.39	929,188	335,472.87	593,715.51	36.10%	
41-Gen Admin	-	-	18,608.97	(18,608.97)	NA	
51-Maintenance	-	76,077	14,408.00	61,669.00	18.94%	
52-Security	-	-	30,820.62	(30,820.62)	NA	
53-Data Services	-	-	-	-	NA	
61-Community Service	-	-	-	-	NA	
81-Facilities Acquisition/Constr	-	132,472	89,053.69	43,418.31	67.22%	
99-Other Intergovernmental Charges	-	-	-	-	NA	
00-Other Uses	(605.00)	-	(20.00)	20.00	NA	
<b>Total Expenditures</b>	<b>\$ 267,187.35</b>	<b>\$ 3,729,080</b>	<b>\$ 1,113,964.41</b>	<b>\$ 2,615,115.72</b>	<b>29.87%</b>	
<b>Excess of Revenues</b>						
<b>Over (Under) Expenditures</b>	<b>\$ 677,254.07</b>	<b>\$ (1,672.83)</b>	<b>\$ 147,009.19</b>			
<b>Unaudited Fund Balance September 1, 2021</b>		<b>\$ 549,791.00</b>	<b>\$ 549,791.00</b>	<b>\$ 549,791.00</b>		
<b>Fund Balance Ending - Monthly Reporting Period</b>		<b>\$ 548,118.17</b>	<b>\$ 696,800.19</b>	<b>\$ 148,682.02</b>		

**Wimberley Independent School District**  
**Statement of Revenues, Expenses, and Changes in Equity**  
**for the Month Ending February 28, 2022**  
**(Un-Audited)**

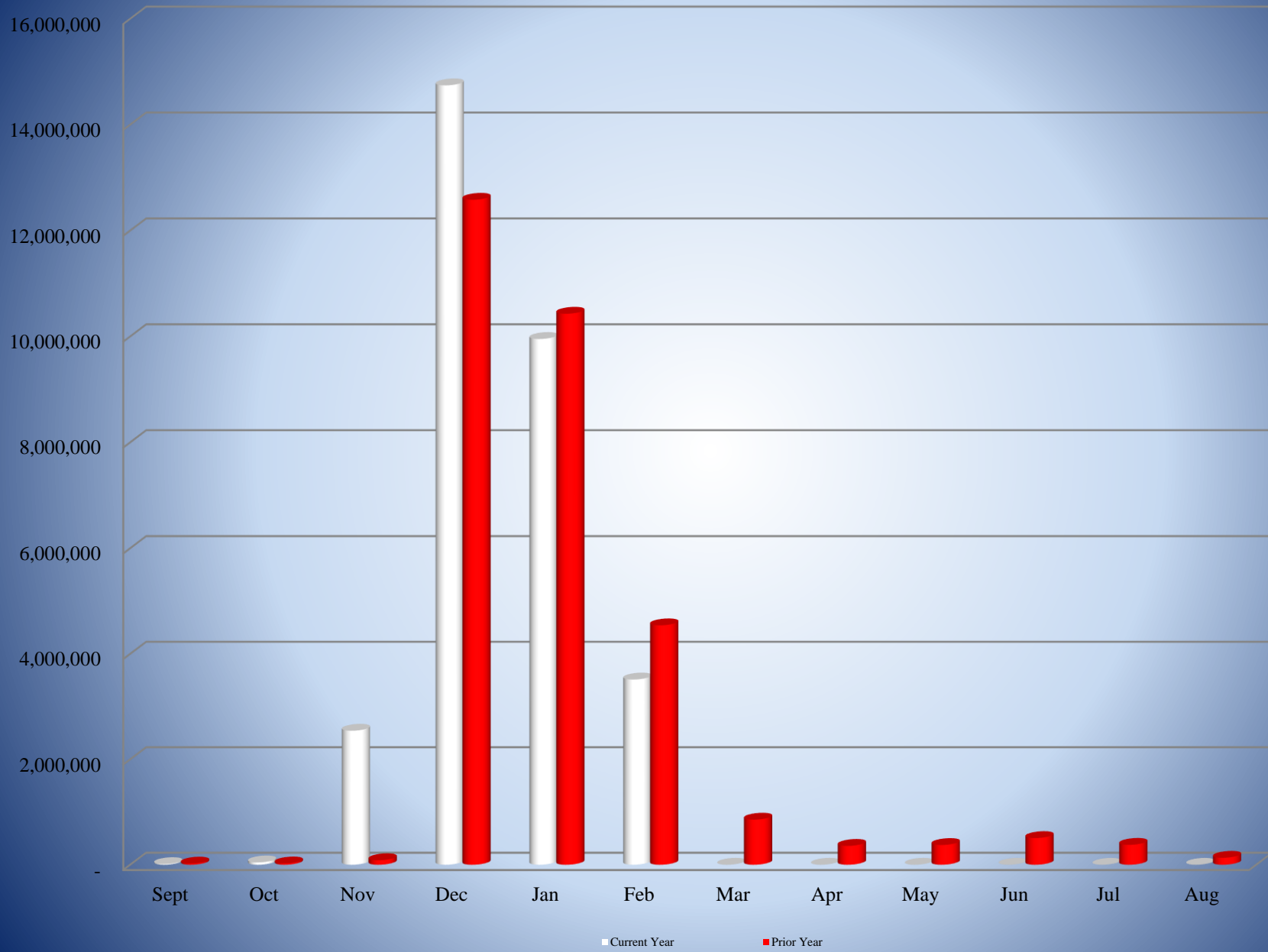
**ENTERPRISING FUNDS**

	<u>2021-2022</u> <u>Blue Hole</u> <u>After School</u> <u>Program</u>	<u>2021-2022</u> <u>Jacob's Well</u> <u>After School</u> <u>Program</u>	<u>2021-2022</u> <u>Blue Hole</u> <u>Pre-K</u> <u>Program</u>	<u>2021-2022</u> <u>Total Revenues/</u> <u>Expenses</u>
<i>Revenues and Other Resources:</i>				
Local	\$ 65,762.16	\$ 56,052.66	\$ 332,897.36	\$ 454,712.18
State	2,384.86	1,392.73	7,615.28	11,392.87
Other sources	-	-	-	-
<b>Total Revenues and Other Resources</b>	<b>\$ 68,147.02</b>	<b>\$ 57,445.39</b>	<b>\$ 340,512.64</b>	<b>\$ 466,105.05</b>
<i>Expenses and Other Uses:</i>				
6100 Payroll	32,404.94	21,216.34	117,505.67	171,126.95
6200 Professional and Contracted Services	-	-	-	-
6300 Supplies and Materials	2,383.09	-	898.58	3,281.67
6400 Other Operating Expenses	-	1,619.71	-	1,619.71
6600 Capital Outlay	-	-	-	-
8000-Other Uses	-	-	-	-
<b>Total Expenses</b>	<b>\$ 34,788.03</b>	<b>\$ 22,836.05</b>	<b>\$ 118,404.25</b>	<b>\$ 176,028.33</b>
<b>Excess of Revenues and Other Resources</b>				
<b>Over (Under) Expenses</b>	<b>\$ 33,358.99</b>	<b>\$ 34,609.34</b>	<b>\$ 222,108.39</b>	<b>\$ 290,076.72</b>
<b>Unaudited Fund Equity September 1, 2021</b>	<b>\$ 55,095.67</b>	<b>\$ 30,456.62</b>	<b>\$ 42,156.85</b>	<b>\$ 127,709.14</b>
<b>Fund Balance Ending - Monthly Reporting Period</b>	<b>\$ 88,454.66</b>	<b>\$ 65,065.96</b>	<b>\$ 264,265.24</b>	<b>\$ 417,785.86</b>

**Wimberley Independent School District**  
**Monthly Tax Collection Report**  
**for the Month Ending February 28, 2022**

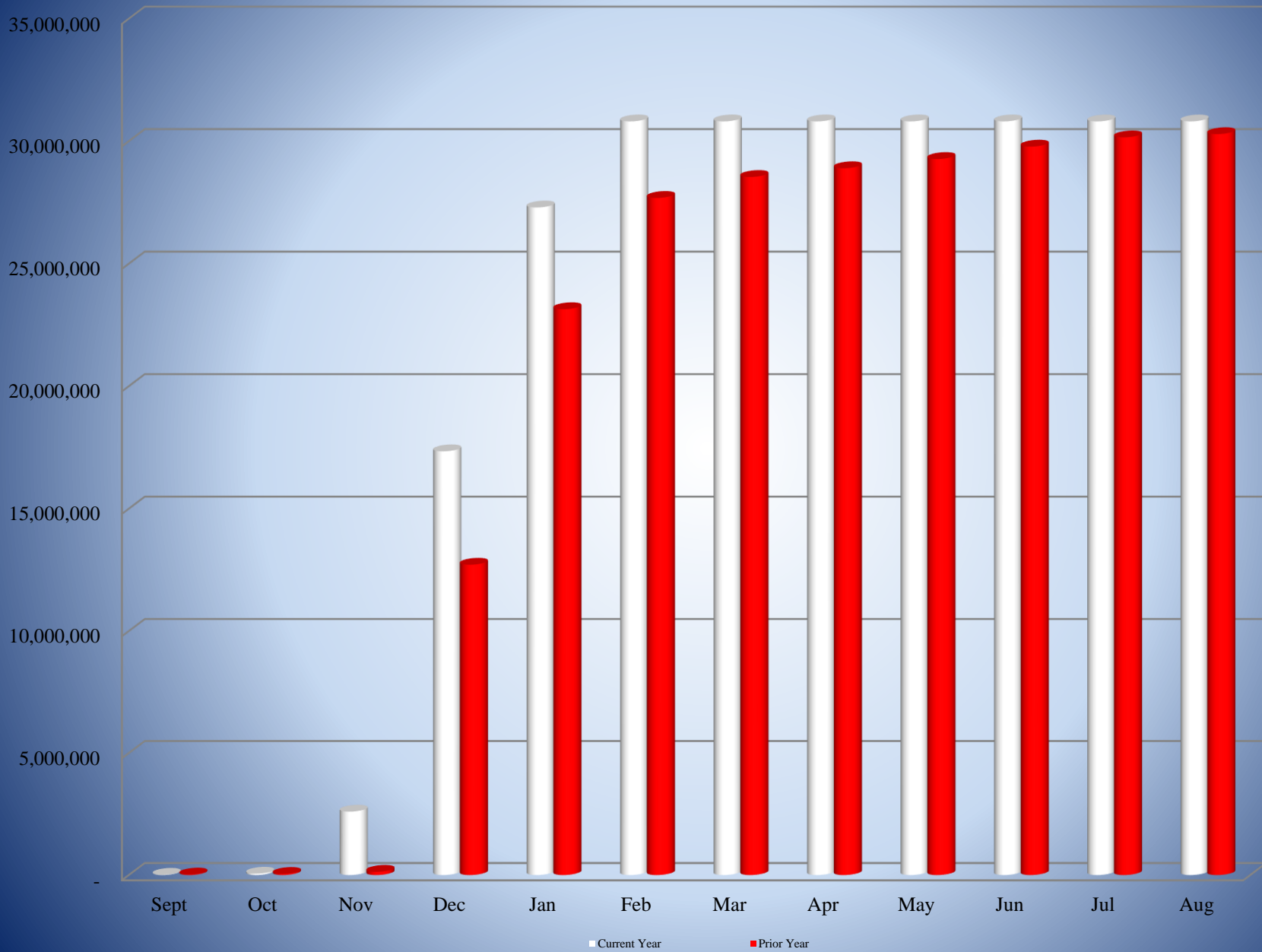
	<b>Prior Year 2020-2021</b>				<b>Current Year 2021-2022</b>			
	<b><u>General Fund</u></b>	<b><u>Debt Service Fund</u></b>	<b><u>Total</u></b>	<b><u>% of Levy</u></b>	<b><u>General Fund</u></b>	<b><u>Debt Service Fund</u></b>	<b><u>Total</u></b>	<b><u>% of Levy</u></b>
<b><u>Current Month Tax Collections:</u></b>								
5711 Taxes-Current Year Tax Levy	\$ 3,533,920.17	\$ 1,007,211.82	\$ 4,541,131.99	15.09%	\$ 2,701,683.22	\$ 810,951.27	\$ 3,512,634.49	10.53%
5712 Taxes-Delinquent Collections	\$ 18,577.11	\$ 4,752.74	\$ 23,329.85		\$ 33,084.97	\$ 8,096.27	\$ 41,181.24	
5719 Penalties and Interest	\$ 17,255.84	\$ 4,370.85	\$ 21,626.69		\$ 29,391.93	\$ 8,403.07	\$ 37,795.00	
<b>Total Current Month Collections</b>	<b>\$ 3,569,753.12</b>	<b>\$ 1,016,335.41</b>	<b>\$ 4,586,088.53</b>		<b>\$ 2,764,160.12</b>	<b>\$ 827,450.61</b>	<b>\$ 3,591,610.73</b>	
<b><u>Fiscal Year to Date Collections:</u></b>								
5711 Taxes-Current Year Tax Levy	\$ 21,543,531.88	\$ 6,139,555.68	\$ 27,683,087.56	92.01%	\$ 23,693,678.28	\$ 7,111,336.23	\$ 30,805,014.51	92.31%
5712 Taxes-Delinquent Collections	\$ 60,121.43	\$ 14,513.78	\$ 74,635.21		\$ 182,207.51	\$ 47,772.06	\$ 229,979.57	
5719 Penalties and Interest	\$ 55,438.14	\$ 13,120.25	\$ 68,558.39		\$ 74,280.33	\$ 19,442.40	\$ 93,722.73	
<b>Total Revenue Collected</b>	<b>\$ 21,659,091.45</b>	<b>\$ 6,167,189.71</b>	<b>\$ 27,826,281.16</b>		<b>23,950,166.12</b>	<b>7,178,550.69</b>	<b>31,128,716.81</b>	
<b>Total Budgeted Tax Revenue (Current, Delinquent, Penalty &amp; Interest)</b>	<b>\$ 22,870,365.00</b>	<b>\$ 6,499,982.00</b>	<b>\$ 29,370,347.00</b>		<b>\$ 25,917,271.00</b>	<b>\$ 7,774,424.00</b>	<b>\$ 33,691,695.00</b>	
<b>Percentage of Budget Collected</b>	<b>94.70%</b>	<b>94.88%</b>	<b>94.74%</b>		<b>92.41%</b>	<b>92.34%</b>	<b>92.39%</b>	

# Month to Date Tax Collections Current Levy



35

## Year to Date Tax Collections Current Levy

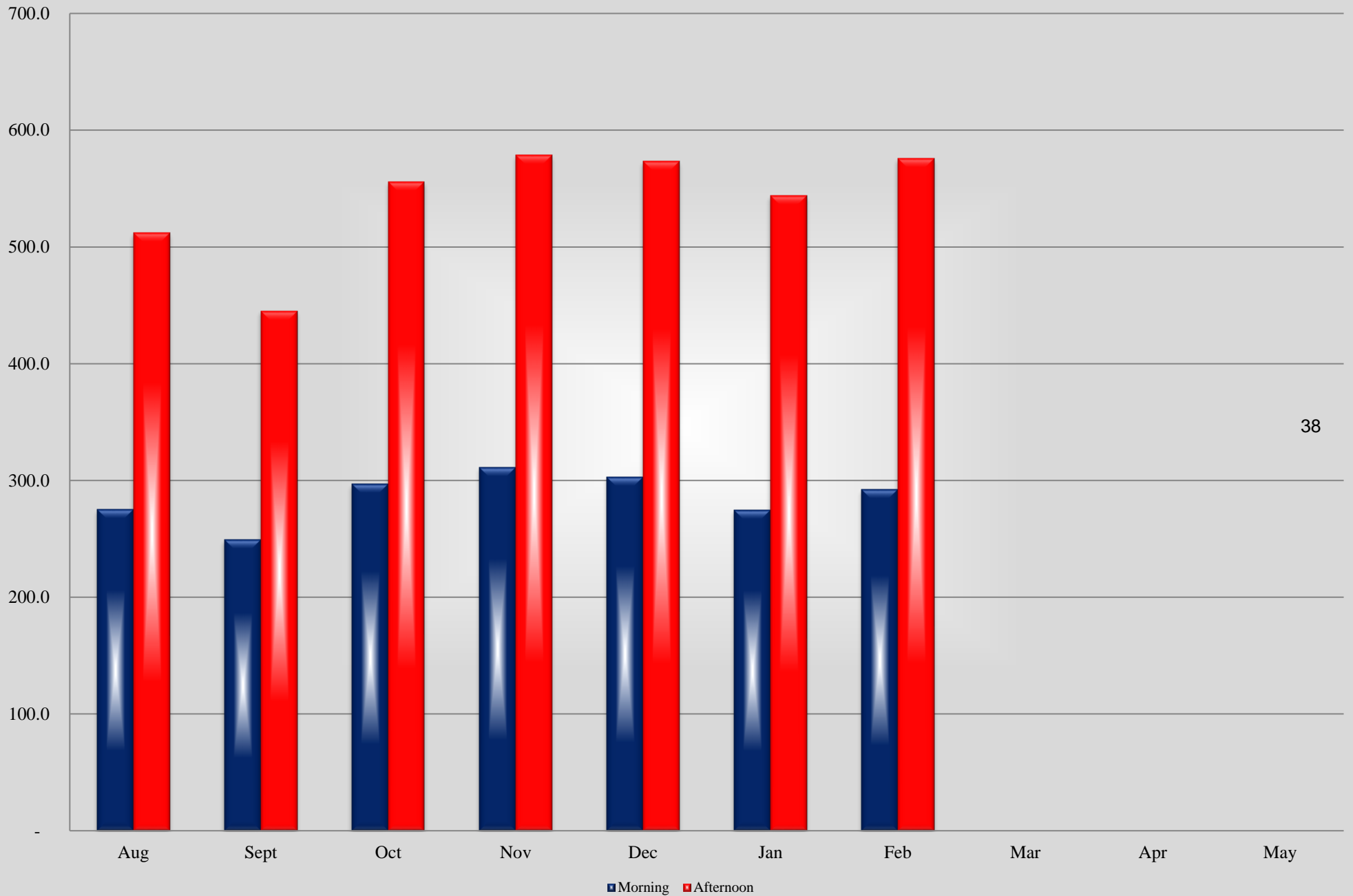


**Wimberley Independent School District**  
**Summary of Transportation - Student Riders**  
**for the Month Ending February 28, 2022**

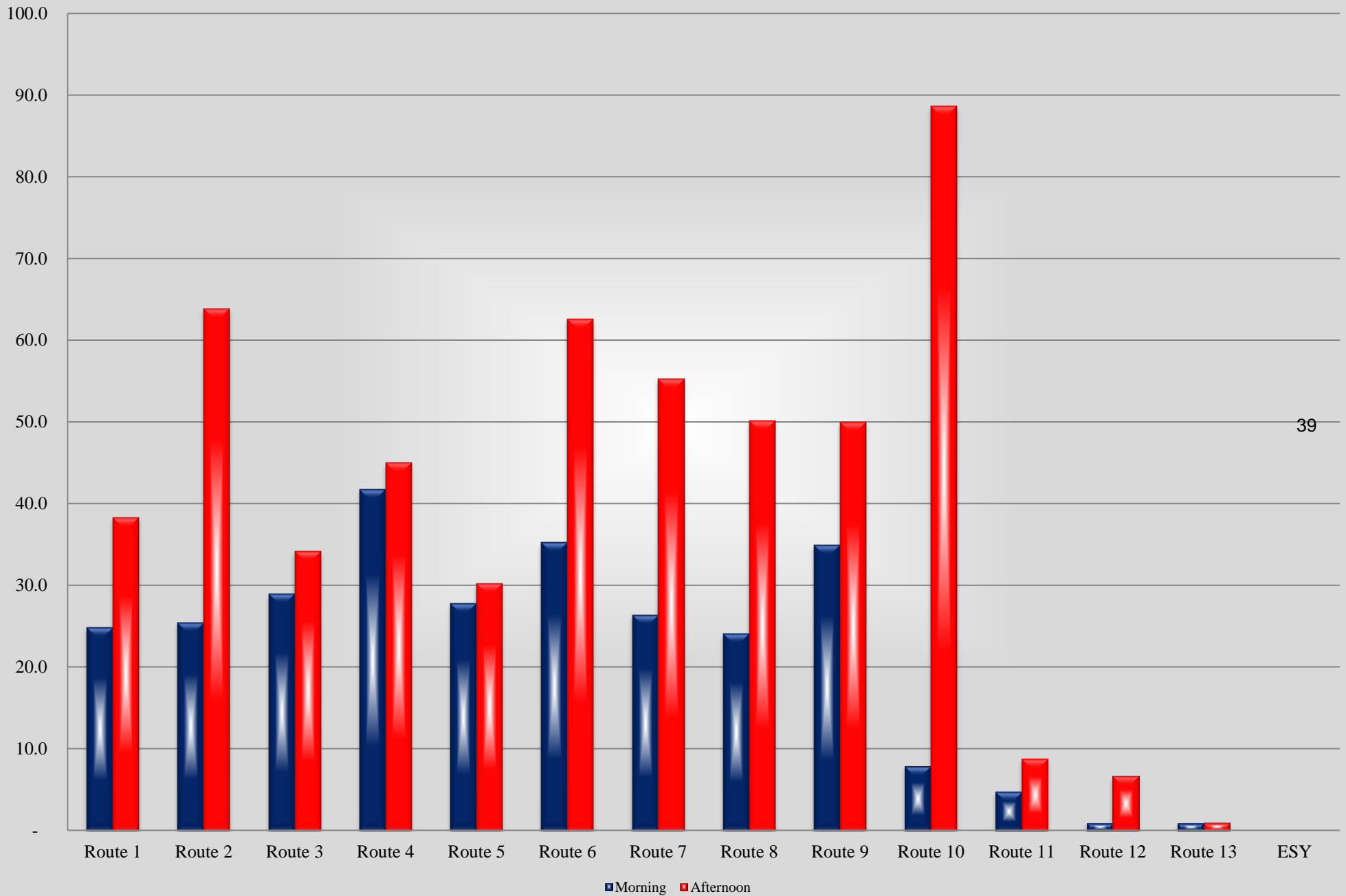
<b>Morning:</b>	Days:	10	25	19	17	12	17	16				116	<u>Average</u>	<u>Daily</u>	<u>Annual</u>
	<u>Aug</u>	<u>Sept</u>	<u>Oct</u>	<u>Nov</u>	<u>Dec</u>	<u>Jan</u>	<u>Feb</u>	<u>Mar</u>	<u>Apr</u>	<u>May</u>	<u>Total</u>	<u>Ridership</u>	<u>Mileage</u>	<u>Mileage</u>	
Route 1	261.0	532.0	505.0	493.0	312.0	365.0	409.0				2,877.0	24.8	39.35	4,564.60	
Route 2	233.0	573.0	532.0	484.0	326.0	400.0	399.0				2,947.0	25.4	29.29	3,397.64	
Route 3	277.0	616.0	544.0	537.0	414.0	454.0	515.0				3,357.0	28.9	24.80	2,876.80	
Route 4	389.0	920.0	807.0	752.0	532.0	719.0	724.0				4,843.0	41.8	25.07	2,908.12	
Route 5	311.0	612.0	644.0	494.0	346.0	442.0	373.0				3,222.0	27.8	19.54	2,266.64	
Route 6	360.0	815.0	678.0	690.0	443.0	567.0	533.0				4,086.0	35.2	27.27	3,163.32	
Route 7	248.0	577.0	522.0	485.0	335.0	461.0	430.0				3,058.0	26.4	28.98	3,361.68	
Route 8	200.0	500.0	448.0	444.0	320.0	427.0	452.0				2,791.0	24.1	17.51	2,031.16	
Route 9	324.0	767.0	679.0	648.0	435.0	595.0	605.0				4,053.0	34.9	18.12	2,101.92	
Route 11	77.0	176.0	152.0	142.0	100.0	132.0	132.0				911.0	7.9	22.18	2,572.88	
Route 12	46.0	97.0	99.0	95.0	54.0	80.0	76.0				547.0	4.7	29.99	3,478.84	
Route 13	11.0	19.0	17.0	16.0	10.0	15.0	16.0				104.0	0.9	38.67	4,485.72	
Route 15	10.0	20.0	17.0	14.0	10.0	16.0	14.0				101.0	0.9	0.59	68.44	
Route 16	4.0	-	-	-	-	-	-				4.0	0.0	9.80	1,136.80	
<b>Total</b>	<b>2,751.0</b>	<b>6,224.0</b>	<b>5,644.0</b>	<b>5,294.0</b>	<b>3,637.0</b>	<b>4,673.0</b>	<b>4,678.0</b>	-	-	-	<b>32,901.0</b>	<b>283.6</b>	<b>331.16</b>	<b>38,414.56</b>	
<b>Average number of students</b>	<b>275.1</b>	<b>249.0</b>	<b>297.1</b>	<b>311.4</b>	<b>303.1</b>	<b>274.9</b>	<b>292.4</b>	-	-	-	<b>283.6</b>				<b>37</b>

<b>Afternoon:</b>	<u>August</u>	<u>September</u>	<u>October</u>	<u>November</u>	<u>December</u>	<u>January</u>	<u>February</u>	<u>March</u>	<u>April</u>	<u>May</u>	<u>Total</u>	<u>Average</u>	<u>Daily</u>	<u>Annual</u>	
												<u>Ridership</u>	<u>Mileage</u>	<u>Mileage</u>	
Route 1	412.0	810.0	746.0	716.0	499.0	613.0	643.0				4,439.0	38.3	40.71	4,722.36	
Route 2	462.0	1,301.0	1,285.0	1,192.0	859.0	1,144.0	1,161.0				7,404.0	63.8	28.71	3,330.36	
Route 3	343.0	771.0	698.0	649.0	436.0	499.0	568.0				3,964.0	34.2	34.02	3,946.32	
Route 4	469.0	931.0	821.0	863.0	564.0	810.0	759.0				5,217.0	45.0	24.98	2,897.68	
Route 5	280.0	556.0	659.0	554.0	385.0	509.0	559.0				3,502.0	30.2	24.41	2,831.56	
Route 6	652.0	1,138.0	1,170.0	1,185.0	850.0	1,131.0	1,131.0				7,257.0	62.6	21.54	2,498.64	
Route 7	395.0	1,198.0	1,109.0	1,038.0	753.0	980.0	933.0				6,406.0	55.2	26.12	3,029.92	
Route 8	463.0	1,027.0	997.0	925.0	666.0	860.0	882.0				5,820.0	50.2	20.00	2,320.00	
Route 9	489.0	1,002.0	974.0	897.0	630.0	919.0	887.0				5,798.0	50.0	21.22	2,461.52	
Route 10	1,004.0	2,048.0	1,774.0	1,524.0	1,035.0	1,486.0	1,416.0				10,287.0	88.7	11.70	1,357.20	
Route 11	72.0	193.0	174.0	161.0	113.0	152.0	145.0				1,010.0	8.7	27.59	3,200.44	
Route 12	65.0	134.0	136.0	118.0	81.0	127.0	109.0				770.0	6.6	22.78	2,642.48	
Route 13	11.0	19.0	17.0	16.0	10.0	16.0	16.0				105.0	0.9	38.61	4,478.76	
ESY	4.0	-	-	-	-	-	-				4.0	0.0	0.00	0.00	
<b>Total</b>	<b>5,121.0</b>	<b>11,128.0</b>	<b>10,560.0</b>	<b>9,838.0</b>	<b>6,881.0</b>	<b>9,246.0</b>	<b>9,209.0</b>	-	-	-	<b>61,983.0</b>	<b>534.3</b>	<b>342.39</b>	<b>39,717.24</b>	
<b>Average number of students</b>	<b>512.1</b>	<b>445.1</b>	<b>555.8</b>	<b>578.7</b>	<b>573.4</b>	<b>543.9</b>	<b>575.6</b>	-	-	-	<b>534.3</b>				
<b>Average daily mileage</b>															<b>673.55</b>

# Total Average Number of Students



# Average Ridership by Routes



# **Wimberley Independent School District**

## **Quarterly Investment Portfolio Report**

40

**Month Ending February 28, 2022**

# Portfolio Investments Summary

## 2nd Quarter Ending February 28, 2022

### Your Portfolio:

Economist described the exit of year 2021 as in overdrive mode. The reality is that the growth combined with global supply chain constraints have pushed inflation higher than expected. GDP experienced a 6.9% growth during the 4<sup>th</sup> QT, while inflation spiked at 7% year-over-year, significantly much higher than the Fed’s target of 2%.

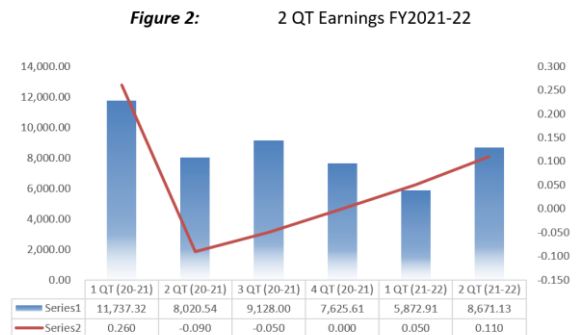
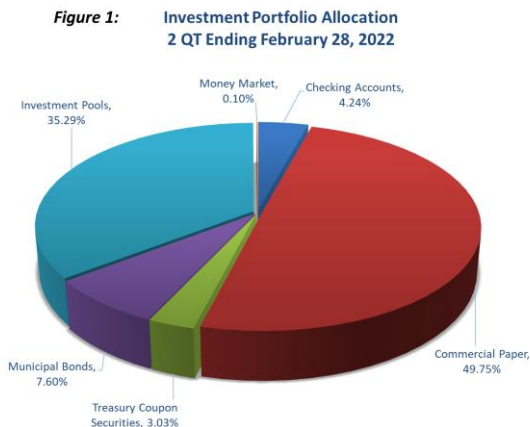
Unemployment at the end of 2021 was 3.9%, down from 6.4% at the beginning of 2021, significantly lower than when the pandemic hit its peak at 14.7% during April of 2020, when the economy shut down (Amadeo, 2022).

As the Feds continue to combat rising inflation, bond market yields have risen. According to TCG Group Holdings, there are currently 5 rate hikes priced into the market, which could potentially take the Fed Funds rate from 0% to 1.5% by the end of 2022. Given the number of rate hikes priced into the market, TCG believes that there will be more stability in the short-term bond market moving forward, which will enable our current bond ladder investment strategy to continue to be a sound approach during the remainder of the year (Light, 2022).

During the 2 QT, the average daily balance was \$40,793,642 (increase 1.88% from the previous 1 QT). Total earnings were \$8,671 (increase of 48% from the previous QT) at an average rate of return of 0.28% (increase 11 BPS) as depicted in Figure 2. The entire portfolio’s ending book value was \$33,832,124 with a market value of \$33,791,121 as of the end of the reporting quarter. A total of \$1.5M investments reached maturity during the 2 QT and \$16.0M new investments were acquired.

Description	Security Type	Fund	Amount	Maturity Date	New Maturity Date	Notes
53948BB73	Commerical Paper	Gen Fund	1,502,000	2/7/2022	07/15/2022	6 Months
New Invest		Gen Fund	5,000,000		07/15/2022	6 Months
New Invest		Gen Fund	5,000,000		02/2023	1 Year Term
New Invest		Debt Srv	2,500,000		07/15/2022	6 Months
New Invest		Debt Srv	2,000,000		02/2023	1 Year Term
<b>Total New Investments 2 QT</b>			<b>16,002,000</b>			

Figure 1 below shows the District’s investments portfolio asset allocation by investment type. As bond market yields rise, the potential opportunity to earn additional interest income in the short-term is opportunistic. The current bond ladder strategy is a sound strategy for the moment and investing 3-12-month terms and locking attractive yields will significantly exceed current investment pool rates (Light, 2022).



## References

Amadeo, K (2022, February 19). *U.S. Economic Outlook for 2022 and Beyond*. Thebalance.com  
<https://www.thebalance.com/us-economic-outlook-3305669>

Light, E. (2022, March 3). TCG – *Quarterly Investment Update: 2QT 2021-22*. Internal email communication.



**Wimberley ISD  
Portfolio Management  
Portfolio Summary  
February 28, 2022**

TCG Advisory Services, LLC  
900 S Capital of Texas Hwy  
350  
Austin, TX 78746  
(512)600-5200

Investments	Par Value	Market Value	Book Value	% of Portfolio	Term	Days to Maturity	YTM 365 Equiv.
Checking Accounts	1,433,237.34	1,433,237.34	1,433,237.34	4.24	1	1	0.000
Commercial Paper Disc. -Amortizing	16,904,000.00	16,829,004.87	16,831,961.06	49.75	241	212	0.645
Treasury Coupon Securities	1,026,000.00	1,008,884.80	1,024,349.11	3.03	727	568	0.339
Municipal Bonds	2,550,000.00	2,548,538.74	2,571,121.14	7.60	657	354	0.398
Investment Pools	11,939,205.20	11,939,205.20	11,939,205.20	35.29	1	1	0.140
Money Markets	32,249.75	32,249.75	32,249.75	0.10	1	1	0.010
<b>Investments</b>	<b>33,884,692.29</b>	<b>33,791,120.70</b>	<b>33,832,123.60</b>	<b>100.00%</b>	<b>192</b>	<b>150</b>	<b>0.411</b>

<b>Cash and Accrued Interest</b>							
Accrued Interest at Purchase		9.34	9.34				
Ending Accrued Interest		8,054.19	8,054.19				
Subtotal		8,063.53	8,063.53				
<b>Total Cash and Investments Value</b>	<b>33,884,692.29</b>	<b>33,799,184.23</b>	<b>33,840,187.13</b>		<b>192</b>	<b>150</b>	<b>0.411</b>

Total Earnings	February 28 Month Ending	Fiscal Year To Date
Current Year	8,671.13	20,467.97
<b>Average Daily Balance</b>	<b>40,793,642.42</b>	<b>19,687,247.67</b>
<b>Effective Rate of Return</b>	<b>0.28%</b>	<b>0.21%</b>

Moises Santiago, Chief Financial Officer



**Wimberley ISD  
Fund ACT - Activity  
Investments by Fund  
February 28, 2022**

TCG Advisory Services, LLC  
900 S Capital of Texas Hwy  
350  
Austin, TX 78746  
(512)600-5200

CUSIP	Investment #	Issuer	Purchase Date	Book Value	Par Value	Market Value	Current Rate	YTM 360	YTM 365	Maturity Days To Date Maturity
<b>Checking Accounts</b>										
1112	10400	Wells Fargo Bank	01/01/2019	597,648.83	597,648.83	597,648.83				1
<b>Subtotal and Average</b>				<b>597,648.83</b>	<b>597,648.83</b>	<b>597,648.83</b>		<b>0.000</b>	<b>0.000</b>	<b>1</b>
<b>Investment Pools</b>										
SYS10417	10441	LoneStar	03/06/2020	63,070.71	63,070.71	63,070.71	0.140	0.138	0.140	1
<b>Subtotal and Average</b>				<b>63,070.71</b>	<b>63,070.71</b>	<b>63,070.71</b>		<b>0.138</b>	<b>0.140</b>	<b>1</b>
<b>Total Investments and Average</b>				<b>660,719.54</b>	<b>660,719.54</b>	<b>660,719.54</b>		<b>0.013</b>	<b>0.013</b>	<b>1</b>

**Fund CP - Capital Projects  
Investments by Fund  
February 28, 2022**

CUSIP	Investment #	Issuer	Purchase Date	Book Value	Par Value	Market Value	Current Rate	YTM 360	YTM 365	Maturity Days To Date Maturity
<b>Checking Accounts</b>										
1112	10411	Wells Fargo Bank	01/01/2019	588.93	588.93	588.93				1
<b>Subtotal and Average</b>				<b>588.93</b>	<b>588.93</b>	<b>588.93</b>		<b>0.000</b>	<b>0.000</b>	<b>1</b>
<b>Total Investments and Average</b>				<b>588.93</b>	<b>588.93</b>	<b>588.93</b>		<b>0.000</b>	<b>0.000</b>	<b>1</b>

**Fund IS - Interest and Sinking  
Investments by Fund  
February 28, 2022**

CUSIP	Investment #	Issuer	Purchase Date	Book Value	Par Value	Market Value	Current Rate	YTM 360	YTM 365	Maturity Days To Date Maturity
<b>Checking Accounts</b>										
1112	10412	Wells Fargo Bank	01/01/2019	332.36	332.36	332.36				1
<b>Subtotal and Average</b>				<b>332.36</b>	<b>332.36</b>	<b>332.36</b>		<b>0.000</b>	<b>0.000</b>	<b>1</b>
<b>Investment Pools</b>										
SYS10417	10433	LoneStar	01/01/2019	907,829.75	907,829.75	907,829.75	0.140	0.138	0.140	1
<b>Subtotal and Average</b>				<b>907,829.75</b>	<b>907,829.75</b>	<b>907,829.75</b>		<b>0.138</b>	<b>0.140</b>	<b>1</b>
<b>Total Investments and Average</b>				<b>908,162.11</b>	<b>908,162.11</b>	<b>908,162.11</b>		<b>0.138</b>	<b>0.140</b>	<b>1</b>

**Fund ACTPYB - Accounts Payable  
Investments by Fund  
February 28, 2022**

CUSIP	Investment #	Issuer	Purchase Date	Book Value	Par Value	Market Value	Current Rate	YTM 360	YTM 365	Maturity Days To Date Maturity
<b>Checking Accounts</b>										
1112	10414	Wells Fargo Bank	01/01/2019	164,829.55	164,829.55	164,829.55				1
<b>Subtotal and Average</b>				<b>164,829.55</b>	<b>164,829.55</b>	<b>164,829.55</b>		<b>0.000</b>	<b>0.000</b>	<b>1</b>
<b>Total Investments and Average</b>				<b>164,829.55</b>	<b>164,829.55</b>	<b>164,829.55</b>		<b>0.000</b>	<b>0.000</b>	<b>1</b>

**Fund GEN - General  
Investments by Fund  
February 28, 2022**

CUSIP	Investment #	Issuer	Purchase Date	Book Value	Par Value	Market Value	Current Rate	YTM 360	YTM 365	Maturity Date	Days To Maturity
<b>Checking Accounts</b>											
1112	10413	Wells Fargo Bank	01/01/2019	330,218.68	330,218.68	330,218.68					1
<b>Subtotal and Average</b>				<b>330,218.68</b>	<b>330,218.68</b>	<b>330,218.68</b>		<b>0.000</b>	<b>0.000</b>		<b>1</b>
<b>Commercial Paper Disc. -Amortizing</b>											
912796K57	10487	U.S. Treasury	02/10/2022	6,496,168.91	6,508,000.00	6,495,095.29	0.485	0.493	0.500	07/14/2022	135
912796S34	10488	U.S. Treasury	02/10/2022	4,995,326.51	5,035,000.00	4,994,608.22	0.858	0.874	0.887	01/26/2023	331
<b>Subtotal and Average</b>				<b>11,491,495.42</b>	<b>11,543,000.00</b>	<b>11,489,703.51</b>		<b>0.659</b>	<b>0.668</b>		<b>220</b>
<b>Municipal Bonds</b>											
510336SR2	10475	LAKE ORION CMNTY SCH	06/29/2021	1,000,015.86	1,000,000.00	988,544.70	0.300	0.295	0.300	05/01/2023	426
<b>Subtotal and Average</b>				<b>1,000,015.86</b>	<b>1,000,000.00</b>	<b>988,544.70</b>		<b>0.296</b>	<b>0.300</b>		<b>426</b>
<b>Investment Pools</b>											
SYS10417	10432	LoneStar	01/01/2019	10,244,345.99	10,244,345.99	10,244,345.99	0.140	0.138	0.140		1
<b>Subtotal and Average</b>				<b>10,244,345.99</b>	<b>10,244,345.99</b>	<b>10,244,345.99</b>		<b>0.138</b>	<b>0.140</b>		<b>48</b> <b>1</b>
<b>Money Markets</b>											
TD MM	10466	TD Ameritrade Money Market	05/12/2021	12,385.47	12,385.47	12,385.47	0.010	0.009	0.010		1
<b>Subtotal and Average</b>				<b>12,385.47</b>	<b>12,385.47</b>	<b>12,385.47</b>		<b>0.010</b>	<b>0.010</b>		<b>1</b>
<b>Total Investments and Average</b>				<b>23,078,461.42</b>	<b>23,129,950.14</b>	<b>23,065,198.35</b>		<b>0.402</b>	<b>0.408</b>		<b>128</b>

**Fund PYRLL - Payroll  
Investments by Fund  
February 28, 2022**

CUSIP	Investment #	Issuer	Purchase Date	Book Value	Par Value	Market Value	Current Rate	YTM 360	YTM 365	Maturity Days To Date Maturity
<b>Checking Accounts</b>										
1112	10415	Wells Fargo Bank	01/01/2019	339,618.99	339,618.99	339,618.99				1
<b>Subtotal and Average</b>				<b>339,618.99</b>	<b>339,618.99</b>	<b>339,618.99</b>		<b>0.000</b>	<b>0.000</b>	<b>1</b>
<b>Total Investments and Average</b>				<b>339,618.99</b>	<b>339,618.99</b>	<b>339,618.99</b>		<b>0.000</b>	<b>0.000</b>	<b>1</b>

**Fund CP2018 - Capital Projects 2018**  
**Investments by Fund**  
**February 28, 2022**

CUSIP	Investment #	Issuer	Purchase Date	Book Value	Par Value	Market Value	Current Rate	YTM 360	YTM 365	Maturity Days To Date Maturity
<b>Investment Pools</b>										
SYS10417	10418	LoneStar	01/01/2019	723,958.75	723,958.75	723,958.75	0.140	0.138	0.140	1
<b>Subtotal and Average</b>				<b>723,958.75</b>	<b>723,958.75</b>	<b>723,958.75</b>	<b>0.138</b>	<b>0.140</b>		<b>1</b>
<b>Total Investments and Average</b>				<b>723,958.75</b>	<b>723,958.75</b>	<b>723,958.75</b>	<b>0.138</b>	<b>0.140</b>		<b>1</b>

**Fund DBTSRV - Debt Service  
Investments by Fund  
February 28, 2022**

CUSIP	Investment #	Issuer	Purchase Date	Book Value	Par Value	Market Value	Current Rate	YTM 360	YTM 365	Maturity Date	Days To Maturity
<b>Commercial Paper Disc. -Amortizing</b>											
06119RC11	10478	Bank of China Hongkong	07/02/2021	400,000.00	400,000.00	399,998.32	0.200	0.200	0.203	03/01/2022	0
53948BEC9	10479	Lloyds Bank Coportate Mkts Plc	08/17/2021	439,857.12	440,000.00	439,442.96	0.170	0.170	0.172	05/12/2022	72
912796K57	10485	U.S. Treasury	02/10/2022	2,500,509.15	2,505,000.00	2,500,032.84	0.480	0.488	0.494	07/14/2022	135
912796S34	10486	U.S. Treasury	02/10/2022	2,000,099.37	2,016,000.00	1,999,827.24	0.859	0.876	0.888	01/26/2023	331
<b>Subtotal and Average</b>				<b>5,340,465.64</b>	<b>5,361,000.00</b>	<b>5,339,301.36</b>		<b>0.586</b>	<b>0.594</b>		<b>193</b>
<b>Treasury Coupon Securities</b>											
91282CCD1	10472	U.S. Treasury	06/10/2021	74,988.00	75,000.00	74,006.84	0.125	0.152	0.154	05/31/2023	456
91282CCU3	10481	U.S. Treasury	09/02/2021	499,416.03	500,000.00	491,347.65	0.125	0.202	0.205	08/31/2023	548
91282CDD0	10484	U.S. Treasury	11/02/2021	449,945.08	451,000.00	443,530.31	0.375	0.511	0.518	10/31/2023	609
<b>Subtotal and Average</b>				<b>1,024,349.11</b>	<b>1,026,000.00</b>	<b>1,008,884.80</b>		<b>0.335</b>	<b>0.339</b>		<b>568</b>
<b>Municipal Bonds</b>											
010609FY6	10450	Alabama St Public Sch Pool	11/04/2020	300,003.97	300,000.00	299,845.23	0.353	0.348	0.352	06/01/2022	92
206849FT3	10451	Conejo Vy Calif USD	11/19/2020	353,406.62	350,000.00	353,219.86	3.000	0.783	0.794	08/01/2022	5153
223663KW4	10476	COWETA CO GA WTR-A	07/08/2021	408,687.04	400,000.00	403,219.60	2.000	0.256	0.260	06/01/2023	457
230198JY0	10473	CULLMAN CO WTR REV-B	06/24/2021	509,007.65	500,000.00	503,709.35	2.000	0.443	0.450	05/01/2023	426
<b>Subtotal and Average</b>				<b>1,571,105.28</b>	<b>1,550,000.00</b>	<b>1,559,994.04</b>		<b>0.453</b>	<b>0.460</b>		<b>308</b>
<b>Money Markets</b>											
TD MM	10448	TD Ameritrade Money Market	10/14/2020	19,864.28	19,864.28	19,864.28	0.010	0.009	0.010		1
<b>Subtotal and Average</b>				<b>19,864.28</b>	<b>19,864.28</b>	<b>19,864.28</b>		<b>0.010</b>	<b>0.010</b>		<b>1</b>
<b>Total Investments and Average</b>				<b>7,955,784.31</b>	<b>7,956,864.28</b>	<b>7,928,044.48</b>		<b>0.526</b>	<b>0.533</b>		<b>263</b>



**Wimberley ISD  
Summary by Type  
February 28, 2022  
Grouped by Fund**

TCG Advisory Services, LLC  
900 S Capital of Texas Hwy  
350  
Austin, TX 78746  
(512)600-5200

Security Type	Number of Investments	Par Value	Book Value	% of Portfolio	Average YTM 365	Average Days to Maturity
<b>Fund: Activity</b>						
Investment Pools	1	63,070.71	63,070.71	0.19	0.140	1
Checking Accounts	1	597,648.83	597,648.83	1.77	0.000	1
<b>Subtotal</b>	<b>2</b>	<b>660,719.54</b>	<b>660,719.54</b>	<b>1.96</b>	<b>0.013</b>	<b>1</b>
<b>Fund: Accounts Payable</b>						
Checking Accounts	1	164,829.55	164,829.55	0.49	0.000	1
<b>Subtotal</b>	<b>1</b>	<b>164,829.55</b>	<b>164,829.55</b>	<b>0.49</b>	<b>0.000</b>	<b>1</b>
<b>Fund: Capital Projects</b>						
Checking Accounts	1	588.93	588.93	0.00	0.000	1
<b>Subtotal</b>	<b>1</b>	<b>588.93</b>	<b>588.93</b>	<b>0.00</b>	<b>0.000</b>	<b>1</b>
<b>Fund: Capital Projects 2018</b>						
Investment Pools	1	723,958.75	723,958.75	2.14	0.140	1
<b>Subtotal</b>	<b>1</b>	<b>723,958.75</b>	<b>723,958.75</b>	<b>2.14</b>	<b>0.140</b>	<b>1</b>
<b>Fund: Debt Service</b>						
Commercial Paper Disc. -Amortizing	4	5,361,000.00	5,340,465.64	15.79	0.594	193
Municipal Bonds	4	1,550,000.00	1,571,105.28	4.64	0.460	309
Money Markets	1	19,864.28	19,864.28	0.06	0.010	1
Treasury Coupon Securities	3	1,026,000.00	1,024,349.11	3.03	0.339	568
<b>Subtotal</b>	<b>12</b>	<b>7,956,864.28</b>	<b>7,955,784.31</b>	<b>23.52</b>	<b>0.533</b>	<b>264</b>
<b>Fund: General</b>						
Municipal Bonds	1	1,000,000.00	1,000,015.86	2.96	0.300	426
Investment Pools	1	10,244,345.99	10,244,345.99	30.28	0.140	1
Money Markets	1	12,385.47	12,385.47	0.04	0.010	1
Commercial Paper Disc. -Amortizing	2	11,543,000.00	11,491,495.42	33.97	0.668	220
Checking Accounts	1	330,218.68	330,218.68	0.98	0.000	1
<b>Subtotal</b>	<b>6</b>	<b>23,129,950.14</b>	<b>23,078,461.42</b>	<b>68.23</b>	<b>0.408</b>	<b>129</b>

**Wimberley ISD**  
**Summary by Type**  
**February 28, 2022**  
**Grouped by Fund**

Security Type	Number of Investments	Par Value	Book Value	% of Portfolio	Average YTM 365	Average Days to Maturity
<b>Fund: Interest and Sinking</b>						
Investment Pools	1	907,829.75	907,829.75	2.68	0.140	1
Checking Accounts	1	332.36	332.36	0.00	0.000	1
<b>Subtotal</b>	<b>2</b>	<b>908,162.11</b>	<b>908,162.11</b>	<b>2.68</b>	<b>0.140</b>	<b>1</b>
<b>Fund: Payroll</b>						
Checking Accounts	1	339,618.99	339,618.99	1.00	0.000	1
<b>Subtotal</b>	<b>1</b>	<b>339,618.99</b>	<b>339,618.99</b>	<b>1.00</b>	<b>0.000</b>	<b>1</b>
<b>Total and Average</b>	<b>26</b>	<b>33,884,692.29</b>	<b>33,832,123.60</b>	<b>100.00</b>	<b>0.411</b>	<b>150</b>



**Wimberley ISD**  
**Cash Reconciliation Report**  
**For the Period December 1, 2021 - February 28, 2022**  
**Grouped by Fund**

TCG Advisory Services, LLC  
 900 S Capital of Texas Hwy  
 350  
 Austin, TX 78746  
 (512)600-5200

Trans. Date	Investment #	Fund	Trans. Type	Security ID	Par Value	Security Description	Maturity Date	Purchases	Interest	Redemptions	Cash
<b>Debt Service</b>											
12/01/2021	10450	DBTSRV	Interest	010609FY6	300,000.00	ALA ST 0.3M 0.35% Mat. 06/01/2022	06/01/2022	0.00	529.50	0.00	529.50
12/01/2021	10476	DBTSRV	Interest	223663KW4	400,000.00	COWETA 0.4M 2.00% Mat.	06/01/2023	0.00	3,177.78	0.00	3,177.78
02/01/2022	10451	DBTSRV	Interest	206849FT3	350,000.00	CON VY 0.4M 3.00% Mat.	08/01/2022	0.00	5,250.00	0.00	5,250.00
02/10/2022	10485	DBTSRV	Purchase	912796K57	2,505,000.00	USTR 2.5M 0.48% Mat. 07/14/2022	07/14/2022	-2,499,877.11	0.00	0.00	-2,499,877.11
02/10/2022	10486	DBTSRV	Purchase	912796S34	2,016,000.00	USTR 2.0M 0.86% Mat. 01/26/2023	01/26/2023	-1,999,186.64	0.00	0.00	-1,999,186.64
02/28/2022	10481	DBTSRV	Interest	91282CCU3	500,000.00	USTR 0.5M 0.13% Mat. 08/31/2023	08/31/2023	0.00	312.50	0.00	312.50
<b>Subtotal</b>								<b>-4,499,063.75</b>	<b>9,269.78</b>	<b>0.00</b>	<b>-4,489,793.97</b>
<b>General</b>											
02/10/2022	10487	GEN	Purchase	912796K57	6,508,000.00	USTR 6.5M 0.49% Mat. 07/14/2022	07/14/2022	-6,494,503.79	0.00	0.00	-6,494,503.79
02/10/2022	10488	GEN	Purchase	912796S34	5,035,000.00	USTR 5.0M 0.86% Mat. 01/26/2023	01/26/2023	-4,993,049.18	0.00	0.00	-4,993,049.18
<b>Subtotal</b>								<b>-11,487,552.97</b>	<b>0.00</b>	<b>0.00</b>	<b>-11,487,552.97</b>
<b>Total</b>								<b>-15,986,616.72</b>	<b>9,269.78</b>	<b>0.00</b>	<b>-15,977,346.94</b>



**Wimberley ISD  
Purchases Report  
Sorted by Fund - Maturity Date  
December 1, 2021 - February 28, 2022**

TCG Advisory Services, LLC  
900 S Capital of Texas Hwy  
350  
Austin, TX 78746  
(512)600-5200

CUSIP	Investment #	Fund	Sec. Type	Issuer	Original Par Value	Purchase Date	Payment Periods	Principal Purchased	Accrued Interest at Purchase	Rate at Purchase	Maturity Date	YTM	Ending Book Value
<b>Debt Service</b>													
912796K57	10485	DBTSRV	ACP	USTR	2,505,000.00	02/10/2022	07/14 - At Maturity	2,499,877.11		0.480	07/14/2022	0.488	2,500,509.15
912796S34	10486	DBTSRV	ACP	USTR	2,016,000.00	02/10/2022	01/26 - At Maturity	1,999,186.64		0.859	01/26/2023	0.877	2,000,099.37
				<b>Subtotal</b>	<b>4,521,000.00</b>			<b>4,499,063.75</b>	<b>0.00</b>				<b>4,500,608.52</b>
<b>General</b>													
912796K57	10487	GEN	ACP	USTR	6,508,000.00	02/10/2022	07/14 - At Maturity	6,494,503.79		0.485	07/14/2022	0.493	6,496,168.91
912796S34	10488	GEN	ACP	USTR	5,035,000.00	02/10/2022	01/26 - At Maturity	4,993,049.18		0.858	01/26/2023	0.875	4,995,326.51
				<b>Subtotal</b>	<b>11,543,000.00</b>			<b>11,487,552.97</b>	<b>0.00</b>				<b>11,491,495.42</b>
				<b>Total Purchases</b>	<b>16,064,000.00</b>			<b>15,986,616.72</b>	<b>0.00</b>				<b>15,992,103.94</b>



**Wimberley ISD  
Maturity Report  
Sorted by Maturity Date**  
Amounts due during December 1, 2021 - February 28, 2022

TCG Advisory Services, LLC  
900 S Capital of Texas Hwy  
350  
Austin, TX 78746  
(512)600-5200

CUSIP	Investment #	Fund	Sec. Type	Issuer	Par Value	Maturity Date	Purchase Date	Rate at Maturity	Book Value at Maturity	Interest	Maturity Proceeds	Net Income
53948BB73	10465	GEN	ACP	LLYDBC	1,502,000.00	02/07/2022	05/14/2021	0.210	1,502,000.00	0.00	1,502,000.00	0.00
<b>Total Maturities</b>					<b>1,502,000.00</b>				<b>1,502,000.00</b>	<b>0.00</b>	<b>1,502,000.00</b>	<b>0.00</b>



**Wimberley ISD**  
**Interest Earnings**  
**Sorted by Fund - Maturity Date**  
**December 1, 2021 - February 28, 2022**  
**Yield on Beginning Book Value**

TCG Advisory Services, LLC  
 900 S Capital of Texas Hwy  
 350  
 Austin, TX 78746  
 (512)600-5200

CUSIP	Investment #	Fund	Security Type	Ending Par Value	Beginning Book Value	Ending Book Value	Maturity Date	Current Rate	Annualized Yield	Adjusted Interest Earnings			
										Interest Earned	Amortization/ Accretion	Adjusted Interest Earnings	
<b>Fund: Activity</b>													
SYS10417	10441	ACT	RRP	63,070.71	123,714.29	63,070.71		0.140	0.090	27.42	0.00	27.42	
1112	10400	ACT	PA1	597,648.83	604,324.26	597,648.83				0.00	0.00	0.00	
			<b>Subtotal</b>	<b>660,719.54</b>	<b>728,038.55</b>	<b>660,719.54</b>				<b>0.015</b>	<b>27.42</b>	<b>0.00</b>	<b>27.42</b>
<b>Fund: Accounts Payable</b>													
1112	10414	ACTPYB	PA1	164,829.55	54,457.90	164,829.55				0.00	0.00	0.00	
			<b>Subtotal</b>	<b>164,829.55</b>	<b>54,457.90</b>	<b>164,829.55</b>				<b>0.00</b>	<b>0.00</b>	<b>0.00</b>	
<b>Fund: Capital Projects</b>													
1112	10411	CP	PA1	588.93	1,089.61	588.93				0.00	0.00	570.00	
			<b>Subtotal</b>	<b>588.93</b>	<b>1,089.61</b>	<b>588.93</b>				<b>0.00</b>	<b>0.00</b>	<b>0.00</b>	
<b>Fund: Capital Projects 2018</b>													
SYS10417	10418	CP2018	RRP	723,958.75	845,726.03	723,958.75		0.140	0.108	224.72	0.00	224.72	
			<b>Subtotal</b>	<b>723,958.75</b>	<b>845,726.03</b>	<b>723,958.75</b>				<b>0.108</b>	<b>224.72</b>	<b>0.00</b>	<b>224.72</b>
<b>Fund: Debt Service</b>													
TD MM	10448	DBTSRV	RR2	19,864.28	9,656.63	19,864.28		0.010	13.192	314.12	0.00	314.12	
06119RC11	10478	DBTSRV	ACP	400,000.00	399,809.30	400,000.00	03/01/2022	0.200	0.193	0.00	190.70	190.70	
53948BEC9	10479	DBTSRV	ACP	440,000.00	439,678.51	439,857.12	05/12/2022	0.170	0.165	0.00	178.61	178.61	
010609FY6	10450	DBTSRV	MUN	300,000.00	300,007.94	300,003.97	06/01/2022	0.353	0.353	264.75	-3.97	260.78	
912796K57	10485	DBTSRV	ACP	2,505,000.00	0.00	2,500,509.15	07/14/2022	0.480	0.486	0.00	632.04	632.04	
206849FT3	10451	DBTSRV	MUN	350,000.00	355,450.59	353,406.62	08/01/2022	3.000	0.663	2,625.00	-2,043.97	581.03	
912796S34	10486	DBTSRV	ACP	2,016,000.00	0.00	2,000,099.37	01/26/2023	0.859	0.877	0.00	912.73	912.73	
230198JY0	10473	DBTSRV	MUN	500,000.00	510,937.86	509,007.65	05/01/2023	2.000	0.452	2,500.00	-1,930.21	569.79	
91282CCD1	10472	DBTSRV	TRC	75,000.00	74,985.63	74,988.00	05/31/2023	0.125	0.138	23.18	2.37	25.55	
223663KW4	10476	DBTSRV	MUN	400,000.00	410,424.45	408,687.04	06/01/2023	2.000	0.259	2,000.00	-1,737.41	262.59	
91282CCU3	10481	DBTSRV	TRC	500,000.00	499,320.13	499,416.03	08/31/2023	0.125	0.204	155.36	95.90	251.26	
91282CDD0	10484	DBTSRV	TRC	451,000.00	449,789.18	449,945.08	10/31/2023	0.375	0.520	420.48	155.90	576.38	
			<b>Subtotal</b>	<b>7,956,864.28</b>	<b>3,450,060.22</b>	<b>7,955,784.31</b>				<b>0.438</b>	<b>8,302.89</b>	<b>-3,547.31</b>	<b>4,755.58</b>

**Wimberley ISD**  
**Interest Earnings**  
**December 1, 2021 - February 28, 2022**

CUSIP	Investment #	Fund	Security Type	Ending Par Value	Beginning Book Value	Ending Book Value	Maturity Date	Current Rate	Annualized Yield	Adjusted Interest Earnings		
										Interest Earned	Amortization/ Accretion	Adjusted Interest Earnings
<b>Fund: General</b>												
SYS10417	10432	GEN	RRP	10,244,345.99	4,029,198.07	10,244,345.99		0.140	0.344	3,415.66	0.00	3,415.66
1112	10413	GEN	PA1	330,218.68	504,230.78	330,218.68				0.00	0.00	0.00
TD MM	10466	GEN	RR2	12,385.47	1,939.09	12,385.47		0.010	0.770	3.68	0.00	3.68
53948BB73	10465	GEN	ACP	0.00	1,501,410.53	0.00	02/07/2022	0.210	0.211	0.00	589.47	589.47
912796K57	10487	GEN	ACP	6,508,000.00	0.00	6,496,168.91	07/14/2022	0.485	0.493	0.00	1,665.12	1,665.12
912796S34	10488	GEN	ACP	5,035,000.00	0.00	4,995,326.51	01/26/2023	0.858	0.876	0.00	2,277.33	2,277.33
510336SR2	10475	GEN	MUN	1,000,000.00	1,000,019.26	1,000,015.86	05/01/2023	0.300	0.303	750.00	-3.40	746.60
<b>Subtotal</b>				<b>23,129,950.14</b>	<b>7,036,797.73</b>	<b>23,078,461.42</b>			<b>0.388</b>	<b>4,169.34</b>	<b>4,528.52</b>	<b>8,697.86</b>
<b>Fund: Interest and Sinking</b>												
SYS10417	10433	IS	RRP	907,829.75	522,984.98	907,829.75		0.140	0.690	889.48	0.00	889.48
1112	10412	IS	PA1	332.36	4,869.77	332.36				0.00	0.00	0.00
<b>Subtotal</b>				<b>908,162.11</b>	<b>527,854.75</b>	<b>908,162.11</b>			<b>0.683</b>	<b>889.48</b>	<b>0.00</b>	<b>889.48</b>
<b>Fund: Payroll</b>												
1112	10415	PYRLL	PA1	339,618.99	284,357.73	339,618.99				0.00	0.00	0.00
<b>Subtotal</b>				<b>339,618.99</b>	<b>284,357.73</b>	<b>339,618.99</b>				<b>0.00</b>	<b>0.00</b>	<b>59.00</b>
<b>Total</b>				<b>33,884,692.29</b>	<b>12,928,382.52</b>	<b>33,832,123.60</b>			<b>0.371</b>	<b>13,613.85</b>	<b>981.21</b>	<b>14,595.06</b>



**Wimberley ISD  
Amortization Schedule  
December 1, 2021 - February 28, 2022  
Sorted By Fund - Maturity Date**

TCG Advisory Services, LLC  
900 S Capital of Texas Hwy  
350  
Austin, TX 78746  
(512)600-5200

Investment #	Maturity Date	Beginning Par Value			Amounts Amortized					
Issuer	Fund	Amort. Date	Current Rate	Purchase Principal	Original Premium or Discount	Ending Book Value	And Unamortized As of 12/01/2021	Amount Amortized This Period	Amt Amortized Through 02/28/2022	Amount Unamortized Through 02/28/2022
<b>Debt Service</b>										
10478	DBTSRV	03/01/2022	400,000.00	399,487.22	-512.78	400,000.00	322.08	190.70	512.78	0.00
	Bank of China Hongkong		0.200				-190.70			
10479	DBTSRV	05/12/2022	440,000.00	439,468.16	-531.84	439,857.12	210.35	178.61	388.96	-142.88
	Lloyds Bank Coportate Mkts Plc		0.170				-321.49			
10450	DBTSRV	06/01/2022	300,000.00	300,025.00	25.00	300,003.97	-17.06	-3.97	-21.03	3.97
	Alabama St Public Sch Pool		0.353				7.94			
10485	DBTSRV	07/14/2022	2,505,000.00	2,499,877.11	-5,122.89	2,500,509.15	0.00	632.04	632.04	-4,490.85
	U.S. Treasury		0.480				-5,122.89			
10451	DBTSRV	08/01/2022	350,000.00	363,899.00	13,899.00	353,406.62	-8,448.41	-2,043.97	-10,492.38	3,406.62
	Conejo Vy Calif USD		3.000				5,450.59			
10486	DBTSRV	01/26/2023	2,016,000.00	1,999,186.64	-16,813.36	2,000,099.37	0.00	912.73	912.73	-15,900.63
	U.S. Treasury		0.859				-16,813.36			
10473	DBTSRV	05/01/2023	500,000.00	514,305.00	14,305.00	509,007.65	-3,367.14	-1,930.21	-5,297.35	9,007.65
	CULLMAN CO WTR REV-B		2.000				10,937.86			
10472	DBTSRV	05/31/2023	75,000.00	74,981.05	-18.95	74,988.00	4.58	2.37	6.95	-59.00
	U.S. Treasury		0.125				-14.37			
10476	DBTSRV	06/01/2023	400,000.00	413,185.00	13,185.00	408,687.04	-2,760.55	-1,737.41	-4,497.96	8,687.04
	COWETA CO GA WTR-A		2.000				10,424.45			
10481	DBTSRV	08/31/2023	500,000.00	499,224.22	-775.78	499,416.03	95.91	95.90	191.81	-583.97
	U.S. Treasury		0.125				-679.87			
10484	DBTSRV	10/31/2023	451,000.00	449,738.95	-1,261.05	449,945.08	50.23	155.90	206.13	-1,054.92
	U.S. Treasury		0.375				-1,210.82			
			<b>Subtotal</b>	<b>7,953,377.35</b>	<b>16,377.35</b>	<b>7,935,920.03</b>	<b>-13,910.01</b>	<b>-3,547.31</b>	<b>-17,457.32</b>	<b>-1,079.97</b>
							<b>2,467.34</b>			
<b>General</b>										
10465	GEN	02/07/2022	1,502,000.00	1,499,668.11	-2,331.89	0.00	1,742.42	589.47	2,331.89	0.00
	Lloyds Bank Coportate Mkts Plc		0.210				-589.47			
10487	GEN	07/14/2022	6,508,000.00	6,494,503.79	-13,496.21	6,496,168.91	0.00	1,665.12	1,665.12	-11,831.09
	U.S. Treasury		0.485				-13,496.21			
10488	GEN	01/26/2023	5,035,000.00	4,993,049.18	-41,950.82	4,995,326.51	0.00	2,277.33	2,277.33	-39,673.49
	U.S. Treasury		0.858				-41,950.82			
10475	GEN	05/01/2023	1,000,000.00	1,000,025.00	25.00	1,000,015.86	-5.74	-3.40	-9.14	15.86
	LAKE ORION CMNTY SCH		0.300				19.26			
			<b>Subtotal</b>	<b>13,987,246.08</b>	<b>-57,753.92</b>	<b>12,491,511.28</b>	<b>1,736.68</b>	<b>4,528.52</b>	<b>6,265.20</b>	<b>-51,488.72</b>
							<b>-56,017.24</b>			

**Wimberley ISD**  
**Amortization Schedule**  
**December 1, 2021 - February 28, 2022**

<u>Investment #</u>	<u>Maturity Date</u>	<u>Beginning Par Value</u>				<u>Amounts Amortized</u>				
<u>Issuer</u>	<u>Fund</u>	<u>Amort. Date</u>	<u>Current Rate</u>	<u>Purchase Principal</u>	<u>Original Premium or Discount</u>	<u>Ending Book Value</u>	<u>And Unamortized As of 12/01/2021</u>	<u>Amount Amortized This Period</u>	<u>Amt Amortized Through 02/28/2022</u>	<u>Amount Unamortized Through 02/28/2022</u>
			Total	21,940,623.43	-41,376.57	20,427,431.31	-12,173.33 -53,549.90	981.21	-11,192.12	-52,568.69



**Wimberley ISD**  
**Accrued Interest**  
**Sorted by Fund - Maturity Date**  
**December 1, 2021 - February 28, 2022**

TCG Advisory Services, LLC  
 900 S Capital of Texas Hwy  
 350  
 Austin, TX 78746  
 (512)600-5200

CUSIP	Investment #	Security Type	Par Value	Maturity Date	Current Rate	* Beginning Accrued Interest	Adjusted Acc'd Int. at Purchase During Period	Interest Earned	Interest Received	* Ending Accrued Interest
<b>Activity</b>										
1112	10400	PA1	597,648.83			0.00	0.00	0.00	0.00	0.00
SYS10417	10441	RRP	63,070.71		0.140	0.00	0.00	27.42	27.42	0.00
		<b>Subtotal</b>	<b>660,719.54</b>			<b>0.00</b>	<b>0.00</b>	<b>27.42</b>	<b>27.42</b>	<b>0.00</b>
<b>Accounts Payable</b>										
1112	10414	PA1	164,829.55			0.00	0.00	0.00	0.00	0.00
		<b>Subtotal</b>	<b>164,829.55</b>			<b>0.00</b>	<b>0.00</b>	<b>0.00</b>	<b>0.00</b>	<b>0.00</b>
<b>Capital Projects</b>										
1112	10411	PA1	588.93			0.00	0.00	0.00	0.00	0.00
		<b>Subtotal</b>	<b>588.93</b>			<b>0.00</b>	<b>0.00</b>	<b>0.00</b>	<b>0.00</b>	<b>0.00</b>
<b>Capital Projects 2018</b>										
SYS10417	10418	RRP	723,958.75		0.140	0.00	0.00	224.72	224.72	0.00
		<b>Subtotal</b>	<b>723,958.75</b>			<b>0.00</b>	<b>0.00</b>	<b>224.72</b>	<b>224.72</b>	<b>0.00</b>
<b>Debt Service</b>										
TD MM	10448	RR2	19,864.28		0.010	0.00	0.00	314.12	314.12	0.00
06119RC11	10478	ACP	400,000.00	03/01/2022	0.200	0.00	0.00	0.00	0.00	0.00
53948BEC9	10479	ACP	440,000.00	05/12/2022	0.170	0.00	0.00	0.00	0.00	0.00
010609FY6	10450	MUN	300,000.00	06/01/2022	0.353	529.50	0.00	264.75	529.50	264.75
912796K57	10485	ACP	2,505,000.00	07/14/2022	0.480	0.00	0.00	0.00	0.00	0.00
206849FT3	10451	MUN	350,000.00	08/01/2022	3.000	3,500.00	0.00	2,625.00	5,250.00	875.00
912796S34	10486	ACP	2,016,000.00	01/26/2023	0.859	0.00	0.00	0.00	0.00	0.00
230198JY0	10473	MUN	500,000.00	05/01/2023	2.000	833.33	0.00	2,500.00	0.00	3,333.33
91282CCD1	10472	TRC	75,000.00	05/31/2023	0.125	0.26	0.00	23.18	0.00	23.44
223663KW4	10476	MUN	400,000.00	06/01/2023	2.000	3,177.78	0.00	2,000.00	3,177.78	2,000.00
91282CCU3	10481	TRC	500,000.00	08/31/2023	0.125	158.84	0.00	155.36	312.50	1.70
91282CDD0	10484	TRC	451,000.00	10/31/2023	0.375	144.83	0.00	420.48	0.00	565.31
		<b>Subtotal</b>	<b>7,956,864.28</b>			<b>8,344.54</b>	<b>0.00</b>	<b>8,302.89</b>	<b>9,583.90</b>	<b>7,063.53</b>
<b>General</b>										
1112	10413	PA1	330,218.68			0.00	0.00	0.00	0.00	0.00
SYS10417	10432	RRP	10,244,345.99		0.140	0.00	0.00	3,415.66	3,415.66	0.00
TD MM	10466	RR2	12,385.47		0.010	0.00	0.00	3.68	3.68	0.00
53948BB73	10465	ACP	0.00	02/07/2022	0.210	0.00	0.00	0.00	0.00	0.00
912796K57	10487	ACP	6,508,000.00	07/14/2022	0.485	0.00	0.00	0.00	0.00	0.00

\* Beginning Accrued may not include investments that redeemed in the previous month that had outstanding accrued interest. Ending Accrued includes outstanding purchase interest.

**Wimberley ISD  
Accrued Interest  
Sorted by Fund - Maturity Date**

CUSIP	Investment #	Security Type	Par Value	Maturity Date	Current Rate	* Beginning Accrued Interest	Adjusted Acc'd Int. at Purchase During Period	Interest Earned	Interest Received	* Ending Accrued Interest
<b>General</b>										
912796S34	10488	ACP	5,035,000.00	01/26/2023	0.858	0.00	0.00	0.00	0.00	0.00
510336SR2	10475	MUN	1,000,000.00	05/01/2023	0.300	250.00	0.00	750.00	0.00	1,000.00
		<b>Subtotal</b>	<b>23,129,950.14</b>			<b>250.00</b>	<b>0.00</b>	<b>4,169.34</b>	<b>3,419.34</b>	<b>1,000.00</b>
<b>Interest and Sinking</b>										
1112	10412	PA1	332.36			0.00	0.00	0.00	0.00	0.00
SYS10417	10433	RRP	907,829.75		0.140	0.00	0.00	889.48	889.48	0.00
		<b>Subtotal</b>	<b>908,162.11</b>			<b>0.00</b>	<b>0.00</b>	<b>889.48</b>	<b>889.48</b>	<b>0.00</b>
<b>Payroll</b>										
1112	10415	PA1	339,618.99			0.00	0.00	0.00	0.00	0.00
		<b>Subtotal</b>	<b>339,618.99</b>			<b>0.00</b>	<b>0.00</b>	<b>0.00</b>	<b>0.00</b>	<b>0.00</b>
		<b>Total</b>	<b>33,884,692.29</b>			<b>8,594.54</b>	<b>0.00</b>	<b>13,613.85</b>	<b>14,144.86</b>	<b>8,063.53</b>

\* Beginning Accrued may not include investments that redeemed in the previous month that had outstanding accrued interest. Ending Accrued includes outstanding purchase interest.



**Wimberley ISD  
Inventory by Maturity Report  
February 28, 2022**

TCG Advisory Services, LLC  
900 S Capital of Texas Hwy  
350  
Austin, TX 78746  
(512)600-5200

CUSIP	Investment #	Fund	Sec. Type	Issuer	Purchase Date	Book Value	Current Rate	Maturity Date	Maturity Amount	Total Days	Par Value	YTM		Days to Maturity
												360	365	
06119RC11	10478	DBTSRV	ACP	Bank of China Hongkong	07/02/2021	400,000.00	0.200	03/01/2022	400,000.00	242	400,000.00	0.200	0.203	0
53948BEC9	10479	DBTSRV	ACP	Lloyds Bank Coportate Mkts	08/17/2021	439,857.12	0.170	05/12/2022	440,000.00	268	440,000.00	0.170	0.173	72
010609FY6	10450	DBTSRV	MUN	Alabama St Public Sch Pool	11/04/2020	300,003.97	0.353	06/01/2022	300,000.00	574	300,000.00	0.348	0.353	92
912796K57	10485	DBTSRV	ACP	U.S. Treasury	02/10/2022	2,500,509.15	0.480	07/14/2022	2,505,000.00	154	2,505,000.00	0.488	0.495	135
912796K57	10487	GEN	ACP	U.S. Treasury	02/10/2022	6,496,168.91	0.485	07/14/2022	6,508,000.00	154	6,508,000.00	0.493	0.500	135
206849FT3	10451	DBTSRV	MUN	Conejo Vy Calif USD	11/19/2020	353,406.62	3.000	08/01/2022	350,000.00	620	350,000.00	0.784	0.795	153
912796S34	10486	DBTSRV	ACP	U.S. Treasury	02/10/2022	2,000,099.37	0.859	01/26/2023	2,016,000.00	350	2,016,000.00	0.877	0.889	331
912796S34	10488	GEN	ACP	U.S. Treasury	02/10/2022	4,995,326.51	0.858	01/26/2023	5,035,000.00	350	5,035,000.00	0.875	0.887	331
230198JY0	10473	DBTSRV	MUN	CULLMAN CO WTR REV-B	06/24/2021	509,007.65	2.000	05/01/2023	500,000.00	676	500,000.00	0.444	0.450	426
510336SR2	10475	GEN	MUN	LAKE ORION CMNTY SCH	06/29/2021	1,000,015.86	0.300	05/01/2023	1,000,000.00	671	1,000,000.00	0.296	0.300	426
91282CCD1	10472	DBTSRV	TRC	U.S. Treasury	06/10/2021	74,988.00	0.125	05/31/2023	75,000.00	720	75,000.00	0.153	0.155	456
223663KW4	10476	DBTSRV	MUN	COWETA CO GA WTR-A	07/08/2021	408,687.04	2.000	06/01/2023	400,000.00	693	400,000.00	0.256	0.260	457
91282CCU3	10481	DBTSRV	TRC	U.S. Treasury	09/02/2021	499,416.03	0.125	08/31/2023	500,000.00	728	500,000.00	0.203	0.206	548
91282CDD0	10484	DBTSRV	TRC	U.S. Treasury	11/02/2021	449,945.08	0.375	10/31/2023	451,000.00	728	451,000.00	0.512	0.519	609
<b>Subtotal and Average</b>						<b>20,427,431.31</b>			<b>20,480,000.00</b>		<b>20,480,000.00</b>	<b>0.590</b>	<b>0.598</b>	<b>247</b>
<b>Net Maturities and Average</b>						<b>20,427,431.31</b>			<b>20,480,000.00</b>		<b>20,480,000.00</b>	<b>0.590</b>	<b>0.598</b>	<b>6247</b>



**Wimberley ISD**  
**Projected Cashflow Report**  
**Sorted by Monthly**  
**For the Period March 1, 2022 - August 31, 2022**

TCG Advisory Services, LLC  
 900 S Capital of Texas Hwy  
 350  
 Austin, TX 78746  
 (512)600-5200

Projected Trans. Date	Investment #	Fund	Security ID	Transaction Type	Issuer	Par Value	Original Cost	Principal	Interest	Total
<b>March 2022</b>										
03/01/2022	10478	DBTSRV	06119RC11	Maturity	Bank of China Hongkong	400,000.00	399,462.22	400,000.00	0.00	400,000.00
<b>Total for March 2022</b>						<b>400,000.00</b>	<b>399,462.22</b>	<b>400,000.00</b>	<b>0.00</b>	<b>400,000.00</b>
<b>April 2022</b>										
04/30/2022	10484	DBTSRV	91282CDD0	Interest	U.S. Treasury	0.00	0.00	0.00	845.63	845.63
<b>Total for April 2022</b>						<b>0.00</b>	<b>0.00</b>	<b>0.00</b>	<b>845.63</b>	<b>845.63</b>
<b>May 2022</b>										
05/01/2022	10473	DBTSRV	230198JY0	Interest	CULLMAN CO WTR REV-B	0.00	0.00	0.00	5,000.00	5,000.00
05/01/2022	10475	GEN	510336SR2	Interest	LAKE ORION CMNTY SCH	0.00	0.00	0.00	1,500.00	1,500.00
05/12/2022	10479	DBTSRV	53948BEC9	Maturity	Lloyds Bank Coportate Mkts Plc	440,000.00	439,443.16	440,000.00	0.00	440,000.00
05/31/2022	10472	DBTSRV	91282CCD1	Interest	U.S. Treasury	0.00	0.00	0.00	46.88	46.88
<b>Total for May 2022</b>						<b>440,000.00</b>	<b>439,443.16</b>	<b>440,000.00</b>	<b>6,546.88</b>	<b>446,546.88</b>
<b>June 2022</b>										
06/01/2022	10450	DBTSRV	010609FY6	Maturity	Alabama St Public Sch Pool	300,000.00	300,000.00	300,000.00	529.50	300,529.50
06/01/2022	10476	DBTSRV	223663KW4	Interest	COWETA CO GA WTR-A	0.00	0.00	0.00	4,000.00	4,000.00
<b>Total for June 2022</b>						<b>300,000.00</b>	<b>300,000.00</b>	<b>300,000.00</b>	<b>4,529.50</b>	<b>304,529.50</b>
<b>July 2022</b>										
07/14/2022	10485	DBTSRV	912796K57	Maturity	U.S. Treasury	2,505,000.00	2,499,852.11	2,505,000.00	0.00	2,505,000.00
07/14/2022	10487	GEN	912796K57	Maturity	U.S. Treasury	6,508,000.00	6,494,483.79	6,508,000.00	0.00	6,508,000.00
<b>Total for July 2022</b>						<b>9,013,000.00</b>	<b>8,994,335.90</b>	<b>9,013,000.00</b>	<b>0.00</b>	<b>9,013,000.00</b>
<b>August 2022</b>										
08/01/2022	10451	DBTSRV	206849FT3	Maturity	Conejo Vy Calif USD	350,000.00	363,874.00	350,000.00	5,250.00	355,250.00
08/31/2022	10481	DBTSRV	91282CCU3	Interest	U.S. Treasury	0.00	0.00	0.00	312.50	312.50
<b>Total for August 2022</b>						<b>350,000.00</b>	<b>363,874.00</b>	<b>350,000.00</b>	<b>5,562.50</b>	<b>355,562.50</b>
<b>GRAND TOTALS:</b>						<b>10,503,000.00</b>	<b>10,497,115.28</b>	<b>10,503,000.00</b>	<b>17,484.51</b>	<b>10,520,484.51</b>



**Wimberley ISD  
Credit Rating Report  
February 28, 2022  
Sorted by S&P - Maturity Date**

TCG Advisory Services, LLC  
900 S Capital of Texas Hwy  
350  
Austin, TX 78746  
(512)600-5200

Investment #	Issuer	Security #	Purchase Principal	Book Value	Market Value	S&P Rating	Moody's Rating	Purchase Date	Maturity Date	Days To Maturity	Stated Rate	YTM	% of Total
10476	COWETA	223663KW4	413,160.00	408,687.04	403,219.60	AA+	None	07/08/2021	06/01/2023	457	2.000	0.260	1.21
<b>SubTotal for AA+</b>			<b>413,160.00</b>	<b>408,687.04</b>	<b>403,219.60</b>					<b>457</b>	<b>2.000</b>	<b>0.260</b>	<b>1.21</b>
10450	ALA ST	010609FY6	300,000.00	300,003.97	299,845.23	AA	Aa1	11/04/2020	06/01/2022	92	0.353	0.353	0.89
10473	CULLMA	230198JY0	514,280.00	509,007.65	503,709.35	AA	None	06/24/2021	05/01/2023	426	2.000	0.450	1.50
10475	LAKEOR	510336SR2	1,000,000.00	1,000,015.86	988,544.70	AA	None	06/29/2021	05/01/2023	426	0.300	0.300	2.96
<b>SubTotal for AA</b>			<b>1,814,280.00</b>	<b>1,809,027.48</b>	<b>1,792,099.28</b>					<b>371</b>	<b>0.787</b>	<b>0.351</b>	<b>5.35</b>
10478	BOC	06119RC11	399,462.22	400,000.00	399,998.32	A-1	P-1	07/02/2021	03/01/2022		0.200	0.200	1.18
10479	LLYDBC	53948BEC9	439,443.16	439,857.12	439,442.96	A-1	P-1	08/17/2021	05/12/2022	72	0.170	0.170	1.30
<b>SubTotal for A-1</b>			<b>838,905.38</b>	<b>839,857.12</b>	<b>839,441.28</b>					<b>38</b>	<b>0.184</b>	<b>0.185</b>	<b>2.48</b>
10400	WF	1112	597,648.83	597,648.83	597,648.83	None	None	01/01/2019		1			1.77
10411	WF	1112	588.93	588.93	588.93	None	None	01/01/2019		1			0.00
10412	WF	1112	332.36	332.36	332.36	None	None	01/01/2019		1			0.00
10413	WF	1112	330,218.68	330,218.68	330,218.68	None	None	01/01/2019		1			0.98
10414	WF	1112	164,829.55	164,829.55	164,829.55	None	None	01/01/2019		1			0.49
10415	WF	1112	339,618.99	339,618.99	339,618.99	None	None	01/01/2019		1			1.00
10418	LNSTR	SYS10417	723,958.75	723,958.75	723,958.75	None	None	01/01/2019		1	0.140	0.140	2.14
10432	LNSTR	SYS10417	10,244,345.99	10,244,345.99	10,244,345.99	None	None	01/01/2019		1	0.140	0.140	30.28
10433	LNSTR	SYS10417	907,829.75	907,829.75	907,829.75	None	None	01/01/2019		1	0.140	0.140	2.68
10441	LNSTR	SYS10417	63,070.71	63,070.71	63,070.71	None	None	03/06/2020		1	0.140	0.140	0.19
10448	TDMM	TD MM	19,864.28	19,864.28	19,864.28	None	None	10/14/2020		1	0.010	0.010	0.06
10466	TDMM	TD MM	12,385.47	12,385.47	12,385.47	None	None	05/12/2021		1	0.010	0.010	0.04
10485	USTR	912796K57	2,499,852.11	2,500,509.15	2,500,032.84	None	None	02/10/2022	07/14/2022	135	0.480	0.488	7.39
10487	USTR	912796K57	6,494,483.79	6,496,168.91	6,495,095.29	None	None	02/10/2022	07/14/2022	135	0.485	0.493	19.20
10451	CON VY	206849FT3	363,874.00	353,406.62	353,219.86	None	Aa3	11/19/2020	08/01/2022	153	3.000	0.795	1.04
10486	USTR	912796S34	1,999,161.64	2,000,099.37	1,999,827.24	None	None	02/10/2022	01/26/2023	331	0.859	0.877	5.91
10488	USTR	912796S34	4,993,024.18	4,995,326.51	4,994,608.22	None	None	02/10/2022	01/26/2023	331	0.858	0.875	14.77
10472	USTR	91282CCD1	74,956.05	74,988.00	74,006.84	None	Aaa	06/10/2021	05/31/2023	456	0.125	0.155	0.22
10481	USTR	91282CCU3	499,199.22	499,416.03	491,347.65	None	None	09/02/2021	08/31/2023	548	0.125	0.206	1.48
10484	USTR	91282CDD0	449,713.95	449,945.08	443,530.31	None	Aaa	11/02/2021	10/31/2023	609	0.375	0.519	1.33
<b>SubTotal for No Specified Rating</b>			<b>30,778,957.23</b>	<b>30,774,551.96</b>	<b>30,756,360.54</b>					<b>136</b>	<b>0.433</b>	<b>0.418</b>	<b>90.97</b>

65



**Wimberley ISD**  
**Texas Compliance Change in Val Report**  
**Sorted by Fund**  
**December 1, 2021 - February 28, 2022**

TCG Advisory Services, LLC  
 900 S Capital of Texas Hwy  
 350  
 Austin, TX 78746  
 (512)600-5200

Inv #	Issuer	Fund	Purch Date	Interest Accrual	Beginning Book Value				Ending Book Value
Cusip	Par Value	YTM	Mat Date	Interest Received	Beginning Market Value	Purchases/ Additions	Redemptions	Change in Value	Ending Market Value
<b>Fund: Activity</b>									
10400	WF	ACT	01/01/2019	0.00	604,324.26	195,882.77	202,558.20	-6,675.43	597,648.83
1112	597,648.83	0.000	/ /	0.00	604,324.26	195,882.77	202,558.20	-6,675.43	597,648.83
10441	LNSTR	ACT	03/06/2020	27.42	123,714.29	27.42	60,671.00	-60,643.58	63,070.71
SYS10417	63,070.71	0.140	/ /	27.42	123,714.29	27.42	60,671.00	-60,643.58	63,070.71
<b>Sub Totals For: Fund: Activity</b>				27.42	728,038.55	195,910.19	263,229.20	-67,319.01	660,719.54
				27.42	728,038.55	195,910.19	263,229.20	-67,319.01	660,719.54
<b>Fund: Accounts Payable</b>									
10414	WF	ACTPYB	01/01/2019	0.00	54,457.90	1,484,309.46	1,373,937.81	110,371.65	164,829.55
1112	164,829.55	0.000	/ /	0.00	54,457.90	1,484,309.46	1,373,937.81	110,371.65	164,829.55
<b>Sub Totals For: Fund: Accounts Payable</b>				0.00	54,457.90	1,484,309.46	1,373,937.81	110,371.65	164,829.55
				0.00	54,457.90	1,484,309.46	1,373,937.81	110,371.65	164,829.55
<b>Fund: Bond Fund</b>									
10431	TDMM	BOND	01/01/2019	0.00	0.00	0.00	0.00	0.00	0.00
TD MM	0.00	0.000	/ /	0.00	0.00	0.00	0.00	0.00	0.00
<b>Sub Totals For: Fund: Bond Fund</b>				0.00	0.00	0.00	0.00	0.00	0.00
				0.00	0.00	0.00	0.00	0.00	0.00
<b>Fund: Capital Projects</b>									
10411	WF	CP	01/01/2019	0.00	1,089.61	121,992.00	122,492.68	-500.68	588.93
1112	588.93	0.000	/ /	0.00	1,089.61	121,992.00	122,492.68	-500.68	588.93
<b>Sub Totals For: Fund: Capital Projects</b>				0.00	1,089.61	121,992.00	122,492.68	-500.68	588.93
				0.00	1,089.61	121,992.00	122,492.68	-500.68	588.93
<b>Fund: Capital Projects 201</b>									

Portfolio WIMB

**Wimberley ISD**  
**Texas Compliance Change in Val Report**  
**December 1, 2021 - February 28, 2022**

Inv #	Issuer	Fund	Purch Date	Interest Accrual	Beginning Book Value				Ending Book Value
Cusip	Par Value	YTM	Mat Date	Interest Received	Beginning Market Value	Purchases/ Additions	Redemptions	Change in Value	Ending Market Value
10417	LNSTR	CP2016	01/01/2019	0.00	0.00	0.00	0.00	0.00	0.00
SYS10417	0.00	0.000	/ /	0.00	0.00	0.00	0.00	0.00	0.00
<b>Sub Totals For: Fund: Capital Projects 201</b>				0.00	0.00	0.00	0.00	0.00	0.00
				0.00	0.00	0.00	0.00	0.00	0.00
<b>Fund: Capital Projects 201</b>									
10418	LNSTR	CP2018	01/01/2019	224.72	845,726.03	224.72	121,992.00	-121,767.28	723,958.75
SYS10417	723,958.75	0.140	/ /	224.72	845,726.03	224.72	121,992.00	-121,767.28	723,958.75
<b>Sub Totals For: Fund: Capital Projects 201</b>				224.72	845,726.03	224.72	121,992.00	-121,767.28	723,958.75
				224.72	845,726.03	224.72	121,992.00	-121,767.28	723,958.75
<b>Fund: Debt Service</b>									
10448	TDMM	DBTSRV	10/14/2020	314.12	9,656.63	4,509,271.40	4,499,063.75	10,207.65	19,864.28
TD MM	19,864.28	0.010	/ /	314.12	9,656.63	4,509,271.40	4,499,063.75	10,207.65	19,864.28
10450	ALA ST	DBTSRV	11/04/2020	264.75	300,007.94	0.00	0.00	-3.97	300,003.97
010609FY6	300,000.00	0.352	06/01/2022	529.50	300,077.70	0.00	0.00	-232.47	299,845.23
10451	CON VY	DBTSRV	11/19/2020	2,625.00	355,450.59	0.00	0.00	-2,043.97	353,406.62
206849FT3	350,000.00	0.794	08/01/2022	5,250.00	356,186.15	0.00	0.00	-2,966.29	353,219.86
10472	USTR	DBTSRV	06/10/2021	23.18	74,985.63	0.00	0.00	2.37	74,988.00
91282CCD1	75,000.00	0.154	05/31/2023	0.00	74,707.03	0.00	0.00	-700.19	74,006.84
10473	CULLMA	DBTSRV	06/24/2021	2,500.00	510,937.86	0.00	0.00	-1,930.21	509,007.65
230198JY0	500,000.00	0.450	05/01/2023	0.00	509,630.20	0.00	0.00	-5,920.85	503,709.35
10476	COWETA	DBTSRV	07/08/2021	2,000.00	410,424.45	0.00	0.00	-1,737.41	408,687.04
223663KW4	400,000.00	0.260	06/01/2023	3,177.78	408,297.84	0.00	0.00	-5,078.24	403,219.60
10478	BOC	DBTSRV	07/02/2021	0.00	399,809.30	0.00	0.00	190.70	400,000.00
06119RC11	400,000.00	0.200	03/01/2022	0.00	399,796.76	0.00	0.00	201.56	399,998.32
10479	LLYDBC	DBTSRV	08/17/2021	0.00	439,678.51	0.00	0.00	178.61	439,857.12
53948BEC9	440,000.00	0.170	05/12/2022	0.00	439,442.96	0.00	0.00	0.00	439,442.96

**Wimberley ISD**  
**Texas Compliance Change in Val Report**  
**December 1, 2021 - February 28, 2022**

Inv #	Issuer	Fund	Purch Date	Interest Accrual	Beginning Book Value	Purchases/ Additions	Redemptions	Change in Value	Ending Book Value
Cusip	Par Value	YTM	Mat Date	Interest Received	Beginning Market Value				Ending Market Value
10481	USTR	DBTSRV	09/02/2021	155.36	499,320.13	0.00	0.00	95.90	499,416.03
91282CCU3	500,000.00	0.205	08/31/2023	309.05	497,207.00	0.00	0.00	-5,859.35	491,347.65
10484	USTR	DBTSRV	11/02/2021	420.48	449,789.18	0.00	0.00	155.90	449,945.08
91282CDD0	451,000.00	0.518	10/31/2023	0.00	450,031.03	0.00	0.00	-6,500.72	443,530.31
10485	USTR	DBTSRV	02/10/2022	0.00	0.00	2,499,852.11	0.00	2,500,509.15	2,500,509.15
912796K57	2,505,000.00	0.488	07/14/2022	0.00	0.00	2,499,852.11	0.00	2,500,032.84	2,500,032.84
10486	USTR	DBTSRV	02/10/2022	0.00	0.00	1,999,161.64	0.00	2,000,099.37	2,000,099.37
912796S34	2,016,000.00	0.876	01/26/2023	0.00	0.00	1,999,161.64	0.00	1,999,827.24	1,999,827.24
<b>Sub Totals For: Fund: Debt Service</b>				8,302.89	3,450,060.22	9,008,285.15	4,499,063.75	4,505,724.09	7,955,784.31
				9,580.45	3,445,033.30	9,008,285.15	4,499,063.75	4,483,011.18	7,928,044.48
<b>Fund: General</b>									
10413	WF	GEN	01/01/2019	0.00	504,230.78	6,658,520.21	6,832,532.31	-174,012.10	330,218.68
1112	330,218.68	0.000	/ /	0.00	504,230.78	6,658,520.21	6,832,532.31	-174,012.10	330,218.68
10432	LNSTR	GEN	01/01/2019	3,415.66	4,029,198.07	23,034,777.42	16,819,629.50	6,215,147.92	10,244,345.99
SYS10417	10,244,345.99	0.140	/ /	3,415.66	4,029,198.07	23,034,777.42	16,819,629.50	6,215,147.92	10,244,345.99
10465	LLYDBC	GEN	05/14/2021	0.00	1,501,410.53	0.00	0.00	-1,501,410.53	0.00
53948BB73	0.00	0.000	02/07/2022	0.00	1,501,619.99	0.00	0.00	-1,501,619.99	0.00
10466	TDMM	GEN	05/12/2021	3.68	1,939.09	11,502,003.68	11,491,557.30	10,446.38	12,385.47
TD MM	12,385.47	0.010	/ /	3.68	1,939.09	11,502,003.68	11,491,557.30	10,446.38	12,385.47
10475	LAKEOR	GEN	06/29/2021	750.00	1,000,019.26	0.00	0.00	-3.40	1,000,015.86
510336SR2	1,000,000.00	0.300	05/01/2023	0.00	996,492.00	0.00	0.00	-7,947.30	988,544.70
10487	USTR	GEN	02/10/2022	0.00	0.00	6,494,483.79	0.00	6,496,168.91	6,496,168.91
912796K57	6,508,000.00	0.493	07/14/2022	0.00	0.00	6,494,483.79	0.00	6,495,095.29	6,495,095.29
10488	USTR	GEN	02/10/2022	0.00	0.00	4,993,024.18	0.00	4,995,326.51	4,995,326.51
912796S34	5,035,000.00	0.874	01/26/2023	0.00	0.00	4,993,024.18	0.00	4,994,608.22	4,994,608.22
<b>Sub Totals For: Fund: General</b>				4,169.34	7,036,797.73	52,682,809.28	35,143,719.11	16,041,663.69	23,078,461.42
				3,419.34	7,033,479.93	52,682,809.28	35,143,719.11	16,031,718.42	23,065,198.35

**Wimberley ISD**  
**Texas Compliance Change in Val Report**  
**December 1, 2021 - February 28, 2022**

Inv #	Issuer	Fund	Purch Date	Interest Accrual	Beginning Book Value				Ending Book Value
Cusip	Par Value	YTM	Mat Date	Interest Received	Beginning Market Value	Purchases/ Additions	Redemptions	Change in Value	Ending Market Value
<b>Fund: Interest and Sinking</b>									
10412	WF	IS	01/01/2019	0.00	4,869.77	1,791,439.00	1,795,976.41	-4,537.41	332.36
1112	332.36	0.000	/ /	0.00	4,869.77	1,791,439.00	1,795,976.41	-4,537.41	332.36
10433	LNSTR	IS	01/01/2019	889.48	522,984.98	6,676,283.77	6,291,439.00	384,844.77	907,829.75
SYS10417	907,829.75	0.140	/ /	889.48	522,984.98	6,676,283.77	6,291,439.00	384,844.77	907,829.75
<b>Sub Totals For: Fund: Interest and Sinking</b>				889.48	527,854.75	8,467,722.77	8,087,415.41	380,307.36	908,162.11
				889.48	527,854.75	8,467,722.77	8,087,415.41	380,307.36	908,162.11
<b>Fund: Payroll</b>									
10415	WF	PYRLL	01/01/2019	0.00	284,357.73	5,639,625.68	5,584,364.42	55,261.26	339,618.99
1112	339,618.99	0.000	/ /	0.00	284,357.73	5,639,625.68	5,584,364.42	55,261.26	339,618.99
<b>Sub Totals For: Fund: Payroll</b>				0.00	284,357.73	5,639,625.68	5,584,364.42	55,261.26	339,618.99
				0.00	284,357.73	5,639,625.68	5,584,364.42	55,261.26	339,618.99
<b>Report Grand Totals:</b>				13,613.85	12,928,382.52	77,600,879.25	55,196,214.38	20,903,741.08	33,832,123.60
				14,141.41	12,920,037.80	77,600,879.25	55,196,214.38	20,871,082.90	33,791,120.70

<b>GLOSSARY</b>	
PAR VALUE	The face value of investment.
MARKET VALUE	The face value multiplied by the market price. It is the last reported price from the report date.
BOOK VALUE	The cost of a bond, plus or minus adjustments for purchase discount or premium adjustments.
AMORTIZATION/ACCRETION	Amortization (accretion) is the process of reducing (increasing) the original cost of the investment on a daily basis in order to equal par value at maturity. Amortization calculations vary by investment type and the basis associated with the type of investment.
SECURITY TYPE DEFINITIONS	Security types are broad category of investments with similar characteristics and risk features such as agency securities, corporate bonds, municipal bonds, and money markets. Codes within the system are utilized to make calculations based on the underlying security. Security type labels are customizable.
ACP	Commercial Paper
FAC	Federal Agency Coupon Securities
PA1	Checking Accounts
RR2	Money Market Accounts
RRP	Investment Pools
TRC	Treasury Coupon Securities
PURCHASE PRINCIPAL	The original cost of the bond. Par value multiplied by purchase price.
PREMIUM/DISCOUNT	A bond with price below 100 is discount. A bond with price above 100 is premium.
ADJUSTED INTEREST EARNINGS	Net between interest earned and amortization/accretion adjustments within a report period.
EFFECTIVE RATE OF RETURN	Interest earnings adjusted for amortization of premiums and accretion for discounts plus any realized gain or loss divided by the average daily balance of the portfolio divided by 365 and then multiplied by the actual days in the report period.
YIELD TO MATURITY	The yield of an investment as of the purchase date assuming that the bond is held to maturity.
YTM 360	The yield is based on a hypothetical year that has only 360 days.
YTM 365	The yield is based on a 365-day year.
REMAINING COST	The original cost of an investment taking into consideration any partial sales or redemptions for the par value that remains.
STATED RATE	Coupon rate (yield the bond paid on its issue date).
CURRENT RATE	A bond's annual return based on its annual coupon payments and current price (as opposed to its original price or face).

CHECK NUMBER	CHECK DATE	ACCOUNT NUMBER	VENDOR	INVOICE DESCRIPTION	AMOUNT
0	01/31/2022	199 E 11 6399 00 001 0 22 EGN	Adafruit Industries, LLC	Classroom Supplies	83.90
0	01/31/2022	199 E 52 6399 00 811 0 99 000	American School Counselor Associati	Counseling Supplies	53.95
0	01/31/2022	865 E 36 6499 15 001 0 99 000	Buc-ee's	Supplies for Cheer	12.93
0	01/31/2022	199 E 23 6411 ME 001 0 99 000	Buc-ee's	Meal for J. Valentine at District Swim Meet on 01/28/2022	9.01
0	01/31/2022	865 E 36 6499 15 001 0 99 000	Buc-ee's	Supplies for Cheer	17.99
0	01/31/2022	865 E 36 6499 15 001 0 99 000	Buc-ee's	Gas for Cheer	48.55
0	01/31/2022	865 E 36 6499 15 001 0 99 000	Buc-ee's	Gas for Cheer	40.83
0	01/31/2022	865 E 36 6499 15 001 0 99 000	Buc-ee's	Gas for Cheer	37.40
0	02/07/2022	461 E 36 6499 AA 041 0 91 000	Chick-fil-A	JH Girls Basketball Concessions	220.00
0	02/07/2022	461 E 36 6412 AI 001 0 91 000	Chick-fil-A	Meal for Girls Soccer	165.20
0	02/07/2022	461 E 36 6499 A8 041 0 91 000	Chick-fil-A	Concession Supplies - JH Boys Basketball	320.00
0	02/07/2022	461 E 36 6499 AA 041 0 91 000	Chick-fil-A	Concession Supplies - JH Girls Basketball	300.00
0	02/07/2022	461 E 36 6499 AA 041 0 91 000	Chick-fil-A	Concession Supplies - JH Girls Basketball	220.00
0	02/07/2022	461 E 36 6499 A8 041 0 91 000	Chick-fil-A	Concession Supplies - JH Basketball	162.37
0	02/07/2022	461 E 36 6499 AA 041 0 91 000	Chick-fil-A	Concession Supplies - JH Basketball	162.38
0	02/07/2022	461 E 36 6499 A8 041 0 91 000	Chick-fil-A	Concession Supplies - JH Basketball	140.00
0	02/07/2022	461 E 36 6499 AA 041 0 91 000	Chick-fil-A	Concession Supplies - JH Basketball	140.00
0	02/07/2022	461 E 36 6499 AA 041 0 91 000	Chick-fil-A	Concession Supplies - JH Girls Basketball	300.00
0	02/07/2022	461 E 36 6499 AA 041 0 91 000	Chick-fil-A	REFUND: Concession Supplies - JH Girls Basketball	-324.75
0	02/07/2022	461 E 36 6499 A8 041 0 91 000	Chick-fil-A	Concession Supplies - JH Boys Basketball	220.00
0	02/07/2022	461 E 36 6412 AI 001 0 91 000	Chick-fil-A	Meal for Girls Soccer	127.79
0	02/07/2022	461 E 36 6412 AI 001 0 91 000	Chick-fil-A	Meal for Girls Soccer	95.00
0	01/31/2022	461 E 36 6412 AH 001 0 91 000	Chili's	Meal for Boys Soccer	321.09
0	01/31/2022	461 E 23 6499 00 041 0 99 000	Dollar General	Supplies - Teacher Incentives	8.00
0	01/31/2022	199 E 34 6499 00 805 0 99 000	Dollar General	Supplies	8.00
0	01/31/2022	199 E 13 6411 00 101 0 99 GEN	Education Service Center, Region 13	ESC Class Registration	55.00
0	01/31/2022	199 E 13 6411 00 101 0 99 GEN	Education Service Center, Region 13	REFUND: ESC Class Registration	-55.00
0	01/31/2022	161 E 36 6239 00 999 0 91 000	Education Service Center, Region 20	Bus Driver Recertification	55.00
0	01/31/2022	199 E 34 6239 00 805 0 99 000	Education Service Center, Region 20	Bus Driver Recertification for A. Maresh	55.00
0	01/31/2022	199 E 11 6399 00 101 0 11 GEN	Flocabulary, LLC.	Annual Membership - 1 year	149.39
0	01/31/2022	199 E 11 6395 00 101 0 11 GEN	Formative	Subscription for Mrs. Thibodeaux	144.00
0	01/31/2022	199 E 11 6395 00 101 0 11 GEN	Formative	Subscription for Perry	144.00
0	01/31/2022	699 E 81 6629 00 102 0 99 P01	Function Commissioning + Engineerin	New Primary School function commissioning and engineering service/requirements - Final Cx Report	3,350.00
0	01/31/2022	199 E 41 6499 00 702 0 99 000	Hays City Store	Board Appreciation Dinner on 01/24/2022	240.89
0	01/31/2022	199 E 41 6499 00 701 0 99 000	Hays City Store	Board Appreciation Dinner on 01/24/2022	240.88
0	01/31/2022	461 E 36 6499 AI 001 0 91 000	Hays City Store	Girls Soccer Hospitality Room	790.00
0	01/31/2022	199 E 21 6499 00 832 0 99 000	HEB Credit Receivables	WISD Curriculum Meeting on 01/26/2022	79.24
0	01/31/2022	461 E 36 6499 AH 001 0 91 000	HEB Credit Receivables	Soccer Concession Supplies	-19.98

CHECK		CHECK		ACCOUNT		INVOICE			
NUMBER	DATE	NUMBER			VENDOR	DESCRIPTION		AMOUNT	
0	01/31/2022	199 E 11 6399 00 001 0 11 GEN			HEB Credit Receivables	Supplies for Breakroom		51.46	
0	01/31/2022	461 E 36 6499 AH 001 0 91 000			HEB Credit Receivables	Soccer Concession Supplies		23.57	
0	01/31/2022	461 E 36 6499 AI 001 0 91 000			HEB Credit Receivables	Soccer Concession Supplies		23.58	
0	01/31/2022	461 E 36 6499 AH 001 0 91 000			HEB Credit Receivables	Concession Supplies for Boys Soccer Tournament		16.67	
0	01/31/2022	199 E 21 6499 00 832 0 99 000			HEB Credit Receivables	Supplies for Board Meeting & Superintendent		3.34	
0	01/31/2022	199 E 41 6499 00 702 0 99 000			HEB Credit Receivables	Supplies for Board Meeting & Superintendent		17.09	
0	01/31/2022	199 E 41 6499 00 701 0 99 000			HEB Credit Receivables	Supplies for Board Meeting & Superintendent		17.10	
0	01/31/2022	199 E 11 6399 00 102 0 11 GEN			HEB Credit Receivables	Supplies for Perfect Attendance Party		64.82	
0	01/31/2022	461 E 36 6499 AH 001 0 91 000			HEB Credit Receivables	Gas for Boys Soccer		55.89	
0	01/31/2022	199 E 11 6399 00 001 0 22 FCS			HEB Credit Receivables	Classroom Supplies		205.08	
0	01/31/2022	199 E 36 6412 00 001 0 99 UIL			HEB Credit Receivables	Supplies for UIL		110.47	
0	01/31/2022	461 E 36 6499 AH 001 0 91 000			HEB Credit Receivables	Soccer Concession Supplies		29.97	
0	01/31/2022	461 E 36 6499 AI 001 0 91 000			HEB Credit Receivables	Soccer Concession Supplies		29.97	
0	01/31/2022	461 E 36 6499 00 041 0 99 000			HEB Credit Receivables	Supplies - Benevolence Staff		40.01	
0	01/31/2022	199 E 41 6499 00 750 0 99 HRS			HEB Credit Receivables	Substitute Orientation Supplies		22.79	
0	01/31/2022	461 E 36 6499 AH 001 0 91 000			HEB Credit Receivables	Soccer Concession Supplies		10.53	
0	01/31/2022	461 E 36 6499 AI 001 0 91 000			HEB Credit Receivables	Soccer Concession Supplies		10.53	
0	01/31/2022	461 E 36 6499 AH 001 0 91 000			HEB Credit Receivables	Soccer Concession Supplies		60.02	
0	01/31/2022	461 E 36 6499 AI 001 0 91 000			HEB Credit Receivables	Soccer Concession Supplies		60.03	
0	01/31/2022	199 E 11 6399 00 001 0 11 GEN			HEB Credit Receivables	Supplies		13.89	
0	01/31/2022	199 E 11 6399 00 102 0 11 GEN			HEB Credit Receivables	Supplies for Perfect Attendance Party		3.08	
0	01/31/2022	461 E 36 6499 AH 001 0 91 000			HEB Credit Receivables	Soccer Concession Supplies		19.98	
0	01/31/2022	199 E 34 6499 00 805 0 99 000			HEB Credit Receivables	Supplies		27.88	
0	01/31/2022	199 E 36 6411 00 001 0 99 UIL			Hill Country Trophy, LLC	Supplies for UIL		24.40	
0	01/31/2022	199 E 11 6399 00 001 0 22 FCS			Home Depot Credit Services	Cords for New Ovens - Classroom Supplies		65.98	
0	01/31/2022	461 E 36 6412 AI 001 0 91 000			Jason's Deli	Meal for Girls Soccer Team		283.03	
0	01/31/2022	199 E 41 6499 00 750 0 99 HRS			Jason's Deli	New Hire Orientation Lunch		139.47	
0	01/31/2022	199 E 41 6499 00 750 0 99 HRS			Jason's Deli	Student Teacher Orientation Lunch		192.93	
0	01/31/2022	199 E 23 6411 00 102 0 99 000			Kalahari Resorts	Hotel Reservation for TEPSA Conference - D. Richardson		225.00	
0	01/31/2022	199 E 23 6411 00 102 0 99 000			Kalahari Resorts	Hotel Reservation for TEPSA Conference - C. Moeller		225.00	
0	02/07/2022	199 E 31 6411 00 041 0 99 000			Leaning Pear LLC	Counselor Meeting		59.00	
0	02/07/2022	199 E 21 6499 00 832 0 99 000			Leaning Pear LLC	Annual Campus Assessment Coordinators Training for CTC on 01/19/2022		202.38	
0	01/31/2022	199 E 23 6399 00 101 0 99 000			Lowe's Home Improvement Warehouse	Washer for JWE		312.98	
0	01/31/2022	199 E 51 6319 01 101 0 99 000			Lowe's Home Improvement Warehouse	Washer for JWE		312.97	
0	01/31/2022	461 E 36 6499 00 102 0 99 000			Milagro's, LLC	Lunch for GIST		60.83	
0	01/31/2022	199 E 41 6499 00 750 0 99 HRS			National Notary Association	Notary Renewal for T. Ramsey		168.67	
0	01/31/2022	199 E 31 6339 00 833 0 23 000			NCS Pearson, Inc.	Testing Supplies for SPED		609.00	
0	02/07/2022	461 E 36 6499 A7 001 0 91 000			Olive Garden of Texas LLC	Swim Meals		120.80	

CHECK NUMBER	CHECK DATE	ACCOUNT NUMBER	VENDOR	INVOICE DESCRIPTION	AMOUNT
0	01/31/2022	199 E 11 6399 00 102 0 11 GEN	Oriental Trading Company	Supplies	91.47
0	01/31/2022	199 E 11 6499 00 102 0 11 GEN	Pizza Hut - Wimberley	Perfect Attendance Reward	161.55
0	01/31/2022	865 E 36 6499 50 001 0 22 000	Pizza Hut - Wimberley	Lunch for FFA State Officers Meeting	60.00
0	01/31/2022	199 E 41 6399 00 750 0 99 000	Postmaster	Postage for AP Checks	23.20
0	01/31/2022	711 E 61 6399 00 102 0 99 000	Sam's Club Direct	Kid Connection Supplies	518.49
0	01/31/2022	865 E 36 6499 15 001 0 99 000	Sam's Club Direct	Supplies for Cheer	63.71
0	01/31/2022	461 E 36 6499 AH 001 0 91 000	Sam's Club Direct	Soccer Concessions	5.63
0	01/31/2022	461 E 36 6499 AI 001 0 91 000	Sam's Club Direct	Soccer Concessions	5.63
0	01/31/2022	199 E 52 6499 00 810 0 99 000	Sam's Club Direct	Counselor Appreciation Week Supplies	366.84
0	01/31/2022	199 E 21 6411 ME 832 0 99 000	Schlotzsky's	Meal for D. Howard and G. Howard at Hays County Stockshow	11.62
0	01/31/2022	199 E 23 6411 ME 041 0 99 000	Schlotzsky's	Meal for D. Howard and G. Howard at Hays County Stockshow	11.62
0	01/31/2022	161 E 36 6411 ME 001 0 91 000	Sonic Drive In	Meal for Coach Warren at Basketball	9.62
0	01/31/2022	461 E 36 6412 AI 001 0 91 000	Subway	Meal for Girls Soccer	160.12
0	01/31/2022	461 E 36 6412 AH 001 0 91 000	Subway	Meal for Boys Soccer	228.33
0	01/31/2022	199 E 23 6411 00 102 0 99 000	TASA	Aspiring Superintendents Academy for D. Richardson - 2022	195.00
				Midwinter Conference	
0	01/31/2022	199 E 23 6411 00 001 0 99 000	TASA	Aspiring Superintendents Academy for J. Valentine - 2022	195.00
				Midwinter Conference	
0	01/31/2022	199 E 41 6411 00 750 0 99 000	Texas Association Of School Busines	The Bond Passed. Now What? Class for M. Santiago	75.00
0	01/31/2022	199 E 11 6399 00 001 0 23 000	TeachersPayTeachers	Classroom Supplies	23.45
0	01/31/2022	199 E 23 6411 00 102 0 99 000	TEPSA	2022 TEPSA Conference for C. Moeller	389.00
0	01/31/2022	199 E 23 6411 00 102 0 99 000	TEPSA	2022 TEPSA Conference for D. Richardson	389.00
0	01/31/2022	199 E 41 6499 00 750 0 99 HRS	Texas Dept of Public Safety	Criminal History Search on 01/17/2022	30.93
0	01/31/2022	199 E 41 6499 00 750 0 99 HRS	Texas Dept of Public Safety	Criminal History Search on 01/19/2022	3.32
0	01/31/2022	199 E 13 6411 00 001 0 99 ART	Texas Art Education Assn	Professional Development - D. Gary	51.00
0	01/31/2022	199 E 11 6495 00 001 0 11 ART	Texas Art Education Assn	Membership Renewal - D. Gary	55.00
0	01/31/2022	199 E 12 6495 00 999 0 99 000	Texas Library Asso.	Annual Membership Renewal	175.00
0	01/31/2022	461 E 36 6412 AI 001 0 91 000	Whataburger, Inc.	Meal for Girls Soccer	224.30
0	01/31/2022	461 E 36 6499 AH 001 0 91 000	Wimberley Ace Hardware	Soccer Concession Supplies	9.99
0	01/31/2022	461 E 36 6499 AI 001 0 91 000	Wimberley Ace Hardware	Soccer Concession Supplies	10.00
0	01/31/2022	240 E 35 6499 00 999 0 99 000	Wimberley Ace Hardware	Supplies for WHS	14.44
0	01/31/2022	161 E 36 6399 00 001 0 91 000	Wimberley Ace Hardware	Supplies	59.99
0	01/31/2022	461 E 36 6499 A8 041 0 91 000	Wimberley Shamrock	JH Boys Basketball Tournament Hospitality Room	175.12
0	01/31/2022	461 E 36 6499 A8 041 0 91 000	Wimberley Shamrock	JH Boys Basketball Tournament Hospitality Room	175.12
0	02/07/2022	461 E 36 6499 00 101 0 99 000	Wimberley Cafe	GIST Lunch For 6 Employees	107.45
0	02/07/2022	199 E 41 6499 00 750 0 99 HRS	Wimberley Cafe	Staff Meeting Lunch	60.44
0	02/07/2022	199 E 21 6499 00 832 0 99 000	Wimberley Cafe	Lunch for Counselors Meeting on 01/11/2022	58.49
Totals for 0					16,233.12



CHECK		CHECK		ACCOUNT		INVOICE			
NUMBER	DATE	NUMBER			VENDOR	DESCRIPTION		AMOUNT	
							Totals for 48612	125.00	
48613	02/02/2022	461 E 36 6499 AI 001 0 91 000			Centex Recognition	Girls Soccer Shirts		626.85	
48613	02/02/2022	199 E 36 6412 00 001 0 22 AGR			Centex Recognition	T-shirts		927.30	
							Totals for 48613	1,554.15	
48614	02/02/2022	161 E 36 6499 PD 001 0 91 FTB			Chapman, Randy	Official for Football Playoff vs. Cuero		220.00	
							Totals for 48614	220.00	
48615	02/02/2022	199 E 34 6249 00 805 0 99 000			Conley Enterprises Co. Inc.	State Inspections #38		7.00	
							Totals for 48615	7.00	
48616	02/02/2022	199 E 51 6319 00 102 0 99 BHP			Cragg's Do It Best Lumber & Home Ce Maint.	materials and supplies - Open PO		29.98	
							Totals for 48616	29.98	
48617	02/02/2022	199 E 51 6249 00 102 0 99 BHP			Culligan of San Marcos	Monthly Salt for Blue Hole - Open PO - January 2022		42.30	
							Totals for 48617	42.30	
48618	02/02/2022	461 E 11 6399 00 041 0 11 000			Doubletree Lock And Key	3 Duplicates		9.00	
							Totals for 48618	9.00	
48619	02/02/2022	161 E 36 6299 GO 001 0 91 DCO			Douglas, Brendan	Official for girls basketball vs, davenport		120.00	
							Totals for 48619	120.00	
48620	02/02/2022	161 E 36 6499 PD 001 0 91 FTB			Eppley, Donald	Official for Football Playoff vs. Cuero		417.80	
							Totals for 48620	417.80	
48622	02/02/2022	199 E 11 6399 00 101 0 11 GEN			FableVision Learning LLC	*****WEF***** Fable Vision Learning		4.31	
48622	02/02/2022	493 E 11 6399 00 101 0 21 G05			FableVision Learning LLC	*****WEF***** Fable Vision Learning		195.69	
							Totals for 48622	200.00	
48623	02/02/2022	461 E 36 6499 37 041 0 99 000			Flinn Scientific, Inc.	Returning Shipping Fee		99.13	
							Totals for 48623	99.13	
48624	02/02/2022	199 E 11 6329 00 001 0 11 SOS			Follett Content Solutions LLC	Govt Textbooks		458.15	
48624	02/02/2022	199 E 12 6329 00 101 0 99 000			Follett Content Solutions LLC	Follett-JWE-Fall 2021 list attached		1,779.03	
							Totals for 48624	2,237.18	
48625	02/02/2022	199 E 51 6259 08 001 0 99 000			Frontier Communications, Inc.	2021-2022: Telephone Lines for Fire Alarms - January 2022		400.32	

CHECK		CHECK		ACCOUNT		INVOICE				
NUMBER	DATE	NUMBER				VENDOR	DESCRIPTION			AMOUNT
48625	02/02/2022	199 E 51 6259 08 041 0 99 000				Frontier Communications, Inc.	2021-2022: Telephone Lines for Fire Alarms - January 2022			260.95
48625	02/02/2022	199 E 51 6259 08 101 0 99 000				Frontier Communications, Inc.	2021-2022: Telephone Lines for Fire Alarms - January 2022			145.68
48625	02/02/2022	199 E 51 6259 08 804 0 99 000				Frontier Communications, Inc.	2021-2022: Telephone Lines for Fire Alarms - January 2022			97.04
48625	02/02/2022	199 E 51 6259 08 805 0 99 000				Frontier Communications, Inc.	2021-2022: Telephone Lines for Fire Alarms - January 2022			133.93
48625	02/02/2022	199 E 51 6259 08 833 0 23 000				Frontier Communications, Inc.	2021-2022: Telephone Lines for Fire Alarms - January 2022			68.20
48625	02/02/2022	199 E 51 6259 08 836 0 99 000				Frontier Communications, Inc.	2021-2022: Telephone Lines for Fire Alarms - January 2022			129.56
							Totals for 48625			1,235.68
48626	02/02/2022	161 E 36 6299 GO 001 0 91 DCO				Gamboa, Rudy	Official for Varsity Girls BBall			120.00
48626	02/02/2022	461 E 36 6499 A8 041 0 91 000				Gamboa, Rudy	Official for JH basketball 1-15-22			180.00
							Totals for 48626			300.00
48627	02/02/2022	161 E 36 6299 GO 041 0 91 DCO				Garza, Isaac	JH basketball official 1-13-22			145.00
							Totals for 48627			145.00
48628	02/02/2022	161 E 36 6299 GO 001 0 91 DCO				Gomez, Gerardo	Official for girls basketball vs, davenport			175.00
							Totals for 48628			175.00
48629	02/02/2022	161 E 36 6299 GO 041 0 91 DCO				Green, Donald	Official for JH basketball 1-19-22			145.00
							Totals for 48629			145.00
48634	02/02/2022	240 E 35 6342 BK 001 0 99 000				Gulf Coast Paper Co.	2021-2022: Disposables for WHS			27.30
48634	02/02/2022	240 E 35 6342 LU 001 0 99 000				Gulf Coast Paper Co.	2021-2022: Disposables for WHS			236.27
48634	02/02/2022	240 E 35 6342 BK 101 0 99 000				Gulf Coast Paper Co.	2021-2022: Disposables for JWE			42.77
48634	02/02/2022	240 E 35 6342 LU 101 0 99 000				Gulf Coast Paper Co.	2021-2022: Disposables for JWE			115.69
48634	02/02/2022	240 E 35 6342 BK 101 0 99 000				Gulf Coast Paper Co.	2021-2022: Disposables for JWE			111.91
48634	02/02/2022	240 E 35 6342 LU 101 0 99 000				Gulf Coast Paper Co.	2021-2022: Disposables for JWE			257.21
48634	02/02/2022	240 E 35 6342 BK 101 0 99 000				Gulf Coast Paper Co.	2021-2022: Disposables for JWE			28.86
48634	02/02/2022	240 E 35 6342 LU 101 0 99 000				Gulf Coast Paper Co.	2021-2022: Disposables for JWE			67.34
48634	02/02/2022	240 E 35 6342 BK 101 0 99 000				Gulf Coast Paper Co.	2021-2022: Disposables for JWE			28.86
48634	02/02/2022	240 E 35 6342 LU 101 0 99 000				Gulf Coast Paper Co.	2021-2022: Disposables for JWE			67.34
48634	02/02/2022	240 E 35 6342 BK 101 0 99 000				Gulf Coast Paper Co.	2021-2022: Disposables for JWE			21.65
48634	02/02/2022	240 E 35 6342 LU 101 0 99 000				Gulf Coast Paper Co.	2021-2022: Disposables for JWE			50.50
48634	02/02/2022	240 E 35 6342 BK 101 0 99 000				Gulf Coast Paper Co.	2021-2022: Disposables for JWE			28.86
48634	02/02/2022	240 E 35 6342 LU 101 0 99 000				Gulf Coast Paper Co.	2021-2022: Disposables for JWE			67.34
48634	02/02/2022	240 E 35 6342 BK 101 0 99 000				Gulf Coast Paper Co.	2021-2022: Disposables for JWE			28.86
48634	02/02/2022	240 E 35 6342 LU 101 0 99 000				Gulf Coast Paper Co.	2021-2022: Disposables for JWE			67.34
48634	02/02/2022	240 E 35 6342 LU 102 0 99 000				Gulf Coast Paper Co.	2021-2022: Disposables for Blue Hole			160.15
48634	02/02/2022	240 E 35 6342 BK 102 0 99 000				Gulf Coast Paper Co.	2021-2022: Disposables for Blue Hole			72.95

CHECK		CHECK		ACCOUNT		INVOICE				
NUMBER	DATE	NUMBER				VENDOR	DESCRIPTION			AMOUNT
48634	02/02/2022	240 E 35 6342 LU 102 0 99 000				Gulf Coast Paper Co.	2021-2022: Disposables for Blue Hole			72.15
48634	02/02/2022	240 E 35 6342 BK 102 0 99 000				Gulf Coast Paper Co.	2021-2022: Disposables for Blue Hole			24.05
48634	02/02/2022	240 E 35 6342 LU 102 0 99 000				Gulf Coast Paper Co.	2021-2022: Disposables for Blue Hole			108.22
48634	02/02/2022	240 E 35 6342 BK 102 0 99 000				Gulf Coast Paper Co.	2021-2022: Disposables for Blue Hole			36.08
48634	02/02/2022	240 E 35 6342 LU 102 0 99 000				Gulf Coast Paper Co.	2021-2022: Disposables for Blue Hole			108.22
48634	02/02/2022	240 E 35 6342 BK 102 0 99 000				Gulf Coast Paper Co.	2021-2022: Disposables for Blue Hole			36.08
48634	02/02/2022	240 E 35 6342 LU 102 0 99 000				Gulf Coast Paper Co.	2021-2022: Disposables for Blue Hole			267.90
48634	02/02/2022	240 E 35 6342 BK 102 0 99 000				Gulf Coast Paper Co.	2021-2022: Disposables for Blue Hole			77.60
48634	02/02/2022	240 E 35 6342 BK 041 0 99 000				Gulf Coast Paper Co.	2021-2022: Disposables for Danforth JH			21.24
48634	02/02/2022	240 E 35 6342 LU 041 0 99 000				Gulf Coast Paper Co.	2021-2022: Disposables for Danforth JH			31.38
48634	02/02/2022	240 E 35 6342 LU 102 0 99 000				Gulf Coast Paper Co.	2021-2022: Disposables for Blue Hole			161.10
48634	02/02/2022	240 E 35 6342 BK 102 0 99 000				Gulf Coast Paper Co.	2021-2022: Disposables for Blue Hole			53.70
48634	02/02/2022	240 E 35 6342 LU 102 0 99 000				Gulf Coast Paper Co.	2021-2022: Disposables for Blue Hole			351.00
48634	02/02/2022	240 E 35 6342 BK 102 0 99 000				Gulf Coast Paper Co.	2021-2022: Disposables for Blue Hole			105.80
48634	02/02/2022	240 E 35 6342 BK 101 0 99 000				Gulf Coast Paper Co.	2021-2022: Disposables for JWE			178.02
48634	02/02/2022	240 E 35 6342 LU 101 0 99 000				Gulf Coast Paper Co.	2021-2022: Disposables for JWE			356.94
48634	02/02/2022	240 E 35 6342 LU 101 0 99 000				Gulf Coast Paper Co.	2021-2022: Disposables for JWE			76.26
									Totals for 48634	3,546.94
48635	02/02/2022	461 E 36 6499 A8 001 0 91 000				Guthrie, John	Official for varsity tournament 12-29-21			60.00
48635	02/02/2022	461 E 36 6499 AA 001 0 91 000				Guthrie, John	Official for varsity tournament 12-29-21			60.00
									Totals for 48635	120.00
48643	02/02/2022	240 E 35 6341 LU 001 0 99 000				Hardie's Fresh Foods	2021-2022: Breakfast and Lunch Food for WHS			177.74
48643	02/02/2022	240 E 35 6341 BK 001 0 99 000				Hardie's Fresh Foods	2021-2022: Breakfast and Lunch Food for WHS			15.81
48643	02/02/2022	240 E 35 6341 BK 102 0 99 000				Hardie's Fresh Foods	2021-2022: Breakfast and Lunch Food for Blue Hole			33.06
48643	02/02/2022	240 E 35 6341 LU 102 0 99 000				Hardie's Fresh Foods	2021-2022: Breakfast and Lunch Food for Blue Hole			387.85
48643	02/02/2022	240 E 35 6341 BK 102 0 99 000				Hardie's Fresh Foods	2021-2022: Breakfast and Lunch Food for Blue Hole			18.60
48643	02/02/2022	240 E 35 6341 LU 102 0 99 000				Hardie's Fresh Foods	2021-2022: Breakfast and Lunch Food for Blue Hole			167.40
48643	02/02/2022	240 E 35 6341 BK 102 0 99 000				Hardie's Fresh Foods	2021-2022: Breakfast and Lunch Food for Blue Hole			6.87
48643	02/02/2022	240 E 35 6341 LU 102 0 99 000				Hardie's Fresh Foods	2021-2022: Breakfast and Lunch Food for Blue Hole			61.83
48643	02/02/2022	240 E 35 6341 BK 102 0 99 000				Hardie's Fresh Foods	2021-2022: Breakfast and Lunch Food for Blue Hole			13.74
48643	02/02/2022	240 E 35 6341 LU 102 0 99 000				Hardie's Fresh Foods	2021-2022: Breakfast and Lunch Food for Blue Hole			123.66
48643	02/02/2022	240 E 35 6341 BK 102 0 99 000				Hardie's Fresh Foods	2021-2022: Breakfast and Lunch Food for Blue Hole			21.14
48643	02/02/2022	240 E 35 6341 LU 102 0 99 000				Hardie's Fresh Foods	2021-2022: Breakfast and Lunch Food for Blue Hole			215.45
48643	02/02/2022	240 E 35 6341 BK 102 0 99 000				Hardie's Fresh Foods	2021-2022: Breakfast and Lunch Food for Blue Hole			13.74
48643	02/02/2022	240 E 35 6341 LU 102 0 99 000				Hardie's Fresh Foods	2021-2022: Breakfast and Lunch Food for Blue Hole			123.66
48643	02/02/2022	240 E 35 6341 BK 102 0 99 000				Hardie's Fresh Foods	2021-2022: Breakfast and Lunch Food for Blue Hole			38.71
48643	02/02/2022	240 E 35 6341 LU 102 0 99 000				Hardie's Fresh Foods	2021-2022: Breakfast and Lunch Food for Blue Hole			348.34

CHECK		CHECK		ACCOUNT							INVOICE		
NUMBER	DATE	NUMBER							VENDOR	DESCRIPTION	AMOUNT		
48643	02/02/2022	240	E	35	6341	BK	102	0	99	000	Hardie's Fresh Foods	2021-2022: Breakfast and Lunch Food for Blue Hole	13.74
48643	02/02/2022	240	E	35	6341	LU	102	0	99	000	Hardie's Fresh Foods	2021-2022: Breakfast and Lunch Food for Blue Hole	123.66
48643	02/02/2022	240	E	35	6341	BK	102	0	99	000	Hardie's Fresh Foods	2021-2022: Breakfast and Lunch Food for Blue Hole	53.30
48643	02/02/2022	240	E	35	6341	LU	102	0	99	000	Hardie's Fresh Foods	2021-2022: Breakfast and Lunch Food for Blue Hole	593.05
48643	02/02/2022	240	E	35	6341	LU	041	0	99	000	Hardie's Fresh Foods	2021-2022: Breakfast and Lunch Food for Danforth JH	243.11
48643	02/02/2022	240	E	35	6341	BK	041	0	99	000	Hardie's Fresh Foods	2021-2022: Breakfast and Lunch Food for Danforth JH	26.24
48643	02/02/2022	240	E	35	6341	LU	041	0	99	000	Hardie's Fresh Foods	2021-2022: Breakfast and Lunch Food for Danforth JH	120.25
48643	02/02/2022	240	E	35	6341	BK	041	0	99	000	Hardie's Fresh Foods	2021-2022: Breakfast and Lunch Food for Danforth JH	11.25
48643	02/02/2022	240	E	35	6341	LU	041	0	99	000	Hardie's Fresh Foods	2021-2022: Breakfast and Lunch Food for Danforth JH	64.30
48643	02/02/2022	240	E	35	6341	BK	041	0	99	000	Hardie's Fresh Foods	2021-2022: Breakfast and Lunch Food for Danforth JH	6.70
48643	02/02/2022	240	E	35	6341	LU	041	0	99	000	Hardie's Fresh Foods	2021-2022: Breakfast and Lunch Food for Danforth JH	159.71
48643	02/02/2022	240	E	35	6341	BK	041	0	99	000	Hardie's Fresh Foods	2021-2022: Breakfast and Lunch Food for Danforth JH	13.64
48643	02/02/2022	240	E	35	6341	LU	041	0	99	000	Hardie's Fresh Foods	2021-2022: Breakfast and Lunch Food for Danforth JH	236.59
48643	02/02/2022	240	E	35	6341	BK	041	0	99	000	Hardie's Fresh Foods	2021-2022: Breakfast and Lunch Food for Danforth JH	18.92
48643	02/02/2022	240	E	35	6341	LU	041	0	99	000	Hardie's Fresh Foods	2021-2022: Breakfast and Lunch Food for Danforth JH	237.50
48643	02/02/2022	240	E	35	6341	BK	041	0	99	000	Hardie's Fresh Foods	2021-2022: Breakfast and Lunch Food for Danforth JH	17.93
48643	02/02/2022	240	E	35	6341	LU	001	0	99	000	Hardie's Fresh Foods	2021-2022: Breakfast and Lunch Food for WHS	288.63
48643	02/02/2022	240	E	35	6341	BK	001	0	99	000	Hardie's Fresh Foods	2021-2022: Breakfast and Lunch Food for WHS	14.07
48643	02/02/2022	240	E	35	6341	LU	001	0	99	000	Hardie's Fresh Foods	2021-2022: Breakfast and Lunch Food for WHS	158.45
48643	02/02/2022	240	E	35	6341	BK	001	0	99	000	Hardie's Fresh Foods	2021-2022: Breakfast and Lunch Food for WHS	11.05
48643	02/02/2022	240	E	35	6341	LU	001	0	99	000	Hardie's Fresh Foods	2021-2022: Breakfast and Lunch Food for WHS	55.40
48643	02/02/2022	240	E	35	6341	BK	001	0	99	000	Hardie's Fresh Foods	2021-2022: Breakfast and Lunch Food for WHS	3.60
48643	02/02/2022	240	E	35	6341	BK	101	0	99	000	Hardie's Fresh Foods	2021-2022: Breakfast and Lunch Food for JWE	25.70
48643	02/02/2022	240	E	35	6341	LU	101	0	99	000	Hardie's Fresh Foods	2021-2022: Breakfast and Lunch Food for JWE	234.80
48643	02/02/2022	240	E	35	6341	BK	101	0	99	000	Hardie's Fresh Foods	2021-2022: Breakfast and Lunch Food for JWE	34.92
48643	02/02/2022	240	E	35	6341	LU	101	0	99	000	Hardie's Fresh Foods	2021-2022: Breakfast and Lunch Food for JWE	349.78
48643	02/02/2022	240	E	35	6341	BK	101	0	99	000	Hardie's Fresh Foods	2021-2022: Breakfast and Lunch Food for JWE	5.00
48643	02/02/2022	240	E	35	6341	LU	101	0	99	000	Hardie's Fresh Foods	2021-2022: Breakfast and Lunch Food for JWE	98.85
48643	02/02/2022	240	E	35	6341	BK	101	0	99	000	Hardie's Fresh Foods	2021-2022: Breakfast and Lunch Food for JWE	20.61
48643	02/02/2022	240	E	35	6341	LU	101	0	99	000	Hardie's Fresh Foods	2021-2022: Breakfast and Lunch Food for JWE	185.49
48643	02/02/2022	240	E	35	6341	BK	101	0	99	000	Hardie's Fresh Foods	2021-2022: Breakfast and Lunch Food for JWE	4.15
48643	02/02/2022	240	E	35	6341	LU	101	0	99	000	Hardie's Fresh Foods	2021-2022: Breakfast and Lunch Food for JWE	37.35
48643	02/02/2022	240	E	35	6341	BK	101	0	99	000	Hardie's Fresh Foods	2021-2022: Breakfast and Lunch Food for JWE	23.55
48643	02/02/2022	240	E	35	6341	LU	101	0	99	000	Hardie's Fresh Foods	2021-2022: Breakfast and Lunch Food for JWE	296.11
48643	02/02/2022	240	E	35	6341	BK	101	0	99	000	Hardie's Fresh Foods	2021-2022: Breakfast and Lunch Food for JWE	20.61
48643	02/02/2022	240	E	35	6341	LU	101	0	99	000	Hardie's Fresh Foods	2021-2022: Breakfast and Lunch Food for JWE	185.49
48643	02/02/2022	240	E	35	6341	BK	101	0	99	000	Hardie's Fresh Foods	2021-2022: Breakfast and Lunch Food for JWE	49.84
48643	02/02/2022	240	E	35	6341	LU	101	0	99	000	Hardie's Fresh Foods	2021-2022: Breakfast and Lunch Food for JWE	458.87
48643	02/02/2022	240	E	35	6341	BK	101	0	99	000	Hardie's Fresh Foods	2021-2022: Breakfast and Lunch Food for JWE	20.61

CHECK		CHECK		ACCOUNT		INVOICE			
NUMBER	DATE	NUMBER			VENDOR	DESCRIPTION		AMOUNT	
48643	02/02/2022	240 E 35 6341 LU 101 0 99 000			Hardie's Fresh Foods	2021-2022: Breakfast and Lunch Food for JWE		185.49	
48643	02/02/2022	240 E 35 6341 LU 101 0 99 000			Hardie's Fresh Foods	2021-2022: Breakfast and Lunch Food for JWE		43.00	
48643	02/02/2022	240 E 35 6341 00 999 0 99 KAP			Hardie's Fresh Foods	Lunch Food for KAPS		34.35	
48643	02/02/2022	240 E 35 6341 LU 001 0 99 000			Hardie's Fresh Foods	Lunch Food for KAPS		34.35	
48643	02/02/2022	240 E 35 6341 00 999 0 99 KAP			Hardie's Fresh Foods	Lunch Food for KAPS		34.35	
48643	02/02/2022	240 E 35 6341 LU 001 0 99 000			Hardie's Fresh Foods	Lunch Food for KAPS		34.35	
48643	02/02/2022	240 E 35 6341 00 999 0 99 KAP			Hardie's Fresh Foods	Lunch Food for KAPS		34.35	
48643	02/02/2022	240 E 35 6341 LU 001 0 99 000			Hardie's Fresh Foods	Lunch Food for KAPS		34.35	
48643	02/02/2022	240 E 35 6341 00 999 0 99 KAP			Hardie's Fresh Foods	Lunch Food for KAPS		57.00	
								Totals for 48643	6,782.01
48644	02/02/2022	461 E 36 6499 A8 041 0 91 000			Harrigan, Michael	Official for JH tournament basketball		180.00	
								Totals for 48644	180.00
48645	02/02/2022	865 E 36 6499 50 001 0 22 000			HEB Credit Receivables	FFA Meeting		80.56	
48645	02/02/2022	199 E 11 6399 00 001 0 22 AGR			HEB Credit Receivables	classroom supplies		43.09	
								Totals for 48645	123.65
48646	02/02/2022	199 E 36 6268 00 001 0 99 000			Herff Jones, Inc.	diploma covers		1,222.64	
								Totals for 48646	1,222.64
48647	02/02/2022	461 E 36 6499 A8 041 0 91 000			Herrera, Joe	Official for JH basketball 1-15-22		180.00	
								Totals for 48647	180.00
48648	02/02/2022	199 E 51 6249 00 001 0 99 000			Hired Killers, Inc.	Monthly Pest Control Services for All Campuses - February 2022		167.80	
48648	02/02/2022	199 E 51 6249 00 041 0 99 000			Hired Killers, Inc.	Monthly Pest Control Services for All Campuses - February 2022		90.90	
48648	02/02/2022	199 E 51 6249 00 101 0 99 000			Hired Killers, Inc.	Monthly Pest Control Services for All Campuses - February 2022		90.90	
48648	02/02/2022	199 E 51 6249 00 102 0 99 000			Hired Killers, Inc.	Monthly Pest Control Services for All Campuses - February 2022		90.90	
48648	02/02/2022	199 E 51 6249 02 800 0 99 000			Hired Killers, Inc.	Monthly Pest Control Services for All Campuses - February 2022		144.73	
48648	02/02/2022	199 E 51 6249 02 804 0 99 000			Hired Killers, Inc.	Monthly Pest Control Services for All Campuses - February 2022		56.29	
48648	02/02/2022	199 E 51 6249 02 805 0 99 000			Hired Killers, Inc.	Monthly Pest Control Services for All Campuses - February 2022		56.29	
48648	02/02/2022	199 E 51 6249 02 830 0 99 000			Hired Killers, Inc.	Monthly Pest Control Services for All Campuses - February 2022		56.29	

CHECK		CHECK		ACCOUNT		INVOICE			
NUMBER	DATE	NUMBER				VENDOR	DESCRIPTION		AMOUNT
							2022		
48648	02/02/2022	199 E 51 6249 00 102 0 99 BHP				Hired Killers, Inc.	Monthly Pest Control Services for All Campuses - February		90.90
							2022		
							Totals for 48648		845.00
48649	02/02/2022	199 E 34 6319 00 805 0 99 000				Hofmann's Supply	2021-2022: Monthly Cylinder Rental - January 2022		14.98
							Totals for 48649		14.98
48650	02/02/2022	161 E 36 6299 GW 001 0 91 DCO				Houser, Ruth	Book for 1/6/22, 1/8/22, 1/15/22		32.50
48650	02/02/2022	161 E 36 6299 GW 001 0 91 DCO				Houser, Ruth	Book for 1/6/22, 1/8/22, 1/15/22		12.50
48650	02/02/2022	161 E 36 6299 GW 001 0 91 DCO				Houser, Ruth	Book for 1/6/22, 1/8/22, 1/15/22		12.50
							Totals for 48650		57.50
48651	02/02/2022	161 E 36 6299 GO 001 0 91 DCO				Howard, Delano	Official for basketball vs bandera, blanco		175.00
48651	02/02/2022	161 E 36 6299 GO 001 0 91 DCO				Howard, Delano	Official for basketball vs bandera, blanco		160.00
							Totals for 48651		335.00
48652	02/02/2022	199 E 51 6259 07 001 0 99 000				Hydro Gas Co.	2021-2022: Propane at WHS on 01/27/2022		1,736.87
48652	02/02/2022	199 E 51 6259 07 041 0 99 000				Hydro Gas Co.	2021-2022: Propane at Danforth on 01/27/2022		3,255.22
							Totals for 48652		4,992.09
48653	02/02/2022	199 E 52 6299 00 001 0 99 000				Interquest Detection Canines	2021-2022: Canine Contraband Detention on 01/18/2022		363.00
48653	02/02/2022	199 E 52 6299 00 041 0 99 000				Interquest Detection Canines	2021-2022: Canine Contraband Detention on 01/18/2022		187.00
							Totals for 48653		550.00
48654	02/02/2022	161 E 36 6499 PD 001 0 91 FTB				Kaspar, Thomas	Official for Football Playoff vs. Cuero		220.00
							Totals for 48654		220.00
48655	02/02/2022	199 E 36 6299 00 041 0 99 UIL				Krueger, M	UIL Judge 6th-8th Grade Academic Meet		150.00
							Totals for 48655		150.00
48656	02/02/2022	161 E 36 6499 00 001 0 91 GLF				Lampasas High School	Golf Invitational Girls event, 2-3-22		150.00
							Totals for 48656		150.00
48658	02/02/2022	199 E 36 6412 00 001 0 99 UIL				Lavernia High School	entries		250.00
							Totals for 48658		250.00
48660	02/02/2022	461 E 36 6499 29 001 0 99 000				Maenius, Jacqueline	OAP Festival clinician fee		300.00
							Totals for 48660		300.00

CHECK		CHECK		ACCOUNT		INVOICE				
NUMBER	DATE	NUMBER				VENDOR	DESCRIPTION			AMOUNT
48661	02/02/2022	199 E 51 6319 01 001 0 99 000				Matera Paper Co., Inc.	Custodial Supplies			50.93
48661	02/02/2022	199 E 51 6319 01 041 0 99 000				Matera Paper Co., Inc.	Custodial Supplies			50.93
48661	02/02/2022	199 E 51 6319 01 101 0 99 000				Matera Paper Co., Inc.	Custodial Supplies			50.93
48661	02/02/2022	199 E 51 6319 01 800 0 99 000				Matera Paper Co., Inc.	Custodial Supplies			50.93
48661	02/02/2022	199 E 51 6319 01 102 0 99 BHP				Matera Paper Co., Inc.	Custodial Supplies			50.94
									Totals for 48661	254.66
48662	02/02/2022	199 E 11 6399 00 001 0 22 MFG				Matheson Tri-Gas, Inc.	Cylinders gas - February 2022			72.00
									Totals for 48662	72.00
48663	02/02/2022	161 E 36 6299 GO 001 0 91 DCO				Mays-Thompson, John	Official for boys bball vs. Fredericksburg			85.00
									Totals for 48663	85.00
48664	02/02/2022	161 E 36 6299 GO 001 0 91 DCO				McKenney, Warren	Official for girls basketball vs, davenport			175.00
									Totals for 48664	175.00
48665	02/02/2022	161 E 36 6499 PD 001 0 91 FTB				Meeks, Billy	Aux Personnel for Playoff game vs. Cuero 11-26-21			125.00
									Totals for 48665	125.00
48666	02/02/2022	161 E 36 6499 PD 001 0 91 FTB				Meeks, Michele	Aux Personnel for Playoff game vs. Cuero 11-26-21			125.00
									Totals for 48666	125.00
48667	02/02/2022	461 E 36 6499 A8 001 0 91 000				Miles, Kevin	Official for basketball			155.00
48667	02/02/2022	461 E 36 6499 A8 041 0 91 000				Miles, Kevin	Official for basketball			180.00
									Totals for 48667	335.00
48668	02/02/2022	161 E 36 6499 PD 001 0 91 FTB				Mitchell, Aaron	Official for Football Playoff vs. Cuero			220.00
									Totals for 48668	220.00
48669	02/02/2022	461 E 36 6499 A8 041 0 91 000				Morgan, Sean	Official for JH basketball 1-15-22			180.00
									Totals for 48669	180.00
48670	02/02/2022	161 E 36 6299 GW 001 0 91 DCO				Morrow, Bryan	Clock worker 1/11/22, 1/18/22			35.00
48670	02/02/2022	161 E 36 6299 GW 001 0 91 DCO				Morrow, Bryan	Clock worker 1/11/22, 1/18/22			35.00
									Totals for 48670	70.00
48671	02/02/2022	161 E 36 6499 PD 001 0 91 FTB				Murphy, James	Aux Personnel for Playoff game vs. Cuero 11-26-21			125.00
									Totals for 48671	125.00

CHECK NUMBER	CHECK DATE	ACCOUNT NUMBER	VENDOR	INVOICE DESCRIPTION	AMOUNT
48672	02/02/2022	199 E 41 6399 00 750 0 99 HRS	Newbart Products, Inc	Ribbons for printer	299.25
Totals for 48672					299.25
48673	02/02/2022	161 E 36 6499 PD 001 0 91 FTB	Nix, David	Official for Football Playoff vs. Cuero	220.00
Totals for 48673					220.00
48674	02/02/2022	199 E 34 6319 00 805 0 99 000	O'Reilly Auto Parts	M-02, TS-56, and TS-54 Parts	158.36
48674	02/02/2022	199 E 51 6319 00 830 0 99 000	O'Reilly Auto Parts	M02 Accumulator	60.15
48674	02/02/2022	199 E 51 6319 00 830 0 99 000	O'Reilly Auto Parts	M-02, TS-56, and TS-54 Parts	97.68
48674	02/02/2022	199 E 34 6319 00 805 0 99 000	O'Reilly Auto Parts	M-02, TS-56, and TS-54 Parts	428.20
48674	02/02/2022	199 E 34 6319 00 805 0 23 000	O'Reilly Auto Parts	M-02, TS-56, and TS-54 Parts	68.31
Totals for 48674					812.70
48678	02/02/2022	240 E 35 6341 LU 041 0 99 000	DFA Dairy Brands DALLAS	2021-2022: Breakfast and Lunch Food for Danforth JH	179.85
48678	02/02/2022	240 E 35 6341 BK 041 0 99 000	DFA Dairy Brands DALLAS	2021-2022: Breakfast and Lunch Food for Danforth JH	59.18
48678	02/02/2022	240 E 35 6341 LU 001 0 99 000	DFA Dairy Brands DALLAS	2021-2022: Breakfast and Lunch Food for WHS	135.61
48678	02/02/2022	240 E 35 6341 BK 001 0 99 000	DFA Dairy Brands DALLAS	2021-2022: Breakfast and Lunch Food for WHS	44.42
48678	02/02/2022	240 E 35 6341 LU 001 0 99 000	DFA Dairy Brands DALLAS	2021-2022: Breakfast and Lunch Food for WHS	113.25
48678	02/02/2022	240 E 35 6341 BK 001 0 99 000	DFA Dairy Brands DALLAS	2021-2022: Breakfast and Lunch Food for WHS	36.98
48678	02/02/2022	240 E 35 6341 LU 001 0 99 000	DFA Dairy Brands DALLAS	2021-2022: Breakfast and Lunch Food for WHS	113.25
48678	02/02/2022	240 E 35 6341 BK 001 0 99 000	DFA Dairy Brands DALLAS	2021-2022: Breakfast and Lunch Food for WHS	36.98
48678	02/02/2022	240 E 35 6341 LU 001 0 99 000	DFA Dairy Brands DALLAS	2021-2022: Breakfast and Lunch Food for WHS	113.25
48678	02/02/2022	240 E 35 6341 BK 001 0 99 000	DFA Dairy Brands DALLAS	2021-2022: Breakfast and Lunch Food for WHS	36.98
48678	02/02/2022	240 E 35 6341 LU 001 0 99 000	DFA Dairy Brands DALLAS	2021-2022: Breakfast and Lunch Food for JWE	84.29
48678	02/02/2022	240 E 35 6341 BK 001 0 99 000	DFA Dairy Brands DALLAS	2021-2022: Breakfast and Lunch Food for JWE	196.66
48678	02/02/2022	240 E 35 6341 BK 101 0 99 000	DFA Dairy Brands DALLAS	2021-2022: Breakfast and Lunch Food for JWE	72.95
48678	02/02/2022	240 E 35 6341 LU 101 0 99 000	DFA Dairy Brands DALLAS	2021-2022: Breakfast and Lunch Food for JWE	170.22
48678	02/02/2022	240 E 35 6341 BK 101 0 99 000	DFA Dairy Brands DALLAS	2021-2022: Breakfast and Lunch Food for JWE	84.41
48678	02/02/2022	240 E 35 6341 LU 101 0 99 000	DFA Dairy Brands DALLAS	2021-2022: Breakfast and Lunch Food for JWE	196.97
48678	02/02/2022	240 E 35 6341 BK 102 0 99 000	DFA Dairy Brands DALLAS	2021-2022: Breakfast and Lunch Food for Blue Hole	103.45
48678	02/02/2022	240 E 35 6341 LU 102 0 99 000	DFA Dairy Brands DALLAS	2021-2022: Breakfast and Lunch Food for Blue Hole	310.35
48678	02/02/2022	240 E 35 6341 BK 102 0 99 000	DFA Dairy Brands DALLAS	2021-2022: Breakfast and Lunch Food for Blue Hole	14.80
48678	02/02/2022	240 E 35 6341 LU 102 0 99 000	DFA Dairy Brands DALLAS	2021-2022: Breakfast and Lunch Food for Blue Hole	44.40
48678	02/02/2022	240 E 35 6341 BK 102 0 99 000	DFA Dairy Brands DALLAS	2021-2022: Breakfast and Lunch Food for Blue Hole	114.18
48678	02/02/2022	240 E 35 6341 LU 102 0 99 000	DFA Dairy Brands DALLAS	2021-2022: Breakfast and Lunch Food for Blue Hole	342.52
48678	02/02/2022	240 E 35 6341 BK 102 0 99 000	DFA Dairy Brands DALLAS	2021-2022: Breakfast and Lunch Food for Blue Hole	111.00
48678	02/02/2022	240 E 35 6341 LU 102 0 99 000	DFA Dairy Brands DALLAS	2021-2022: Breakfast and Lunch Food for Blue Hole	333.00
48678	02/02/2022	240 E 35 6341 BK 102 0 99 000	DFA Dairy Brands DALLAS	2021-2022: Breakfast and Lunch Food for Blue Hole	-25.87

CHECK		CHECK		ACCOUNT		INVOICE				
NUMBER	DATE	NUMBER				VENDOR	DESCRIPTION			AMOUNT
48678	02/02/2022	240 E 35 6341 LU 102 0 99 000				DFA Dairy Brands DALLAS	2021-2022: Breakfast and Lunch Food for Blue Hole			-77.59
48678	02/02/2022	240 E 35 6341 00 999 0 99 KAP				DFA Dairy Brands DALLAS	Lunch Food for KAPS			59.08
48678	02/02/2022	240 E 35 6341 00 999 0 99 KAP				DFA Dairy Brands DALLAS	Lunch Food for KAPS			103.69
									Totals for 48678	3,108.26
48679	02/02/2022	493 E 11 6399 00 101 0 11 G11				Oriental Trading Company	*****WEF***** Camp STAART Night Grant			151.71
									Totals for 48679	151.71
48680	02/02/2022	161 E 36 6499 PD 001 0 91 FTB				Orton, David	Official for Football Playoff vs. Cuero			488.80
									Totals for 48680	488.80
48681	02/02/2022	161 E 36 6299 GO 001 0 91 DCO				Parker, David	Official for basketball			175.00
48681	02/02/2022	161 E 36 6299 GO 001 0 91 DCO				Parker, David	Official for basketball			175.00
48681	02/02/2022	161 E 36 6299 GO 041 0 91 DCO				Parker, David	Official for basketball			180.00
48681	02/02/2022	461 E 36 6499 A8 001 0 91 000				Parker, David	Official for basketball			97.50
48681	02/02/2022	461 E 36 6499 AA 001 0 91 000				Parker, David	Official for basketball			97.50
48681	02/02/2022	461 E 36 6499 A8 001 0 91 000				Parker, David	Official for basketball			155.00
									Totals for 48681	880.00
48682	02/02/2022	199 E 11 6399 00 041 0 11 CH1				J W Pepper & Son, Inc.	Choir Spring Concert Music			378.99
									Totals for 48682	378.99
48683	02/02/2022	461 E 36 6499 A8 041 0 91 000				Perez, Ray	Official for JH basketball 1-15-22			180.00
									Totals for 48683	180.00
48684	02/02/2022	161 E 36 6499 PD 001 0 91 FTB				Pickett, Henry	Official for Football Playoff vs. Cuero			220.00
									Totals for 48684	220.00
48685	02/02/2022	199 E 41 6269 00 750 0 99 000				Pitney Bowes Global Financial Servi	2021-2022 Pitney Bowes Postage Machine Lease 11/28/2021-02/27/2022			437.34
									Totals for 48685	437.34
48686	02/02/2022	161 E 36 6299 GO 041 0 91 DCO				Postell, Brandon	JH basketball official 1-13-22			130.00
									Totals for 48686	130.00
48687	02/02/2022	461 E 36 6499 59 001 0 99 000				PSAT/NMSQT	PSAT Tests			2,028.00
									Totals for 48687	2,028.00
48688	02/02/2022	461 E 36 6499 A8 001 0 91 000				Requenez, Adolfo JR	Official for basketball subvarsity tournament			155.00

CHECK CHECK		ACCOUNT		INVOICE			
NUMBER	DATE	NUMBER		VENDOR	DESCRIPTION		AMOUNT
						Totals for 48688	155.00
48689	02/02/2022	199 E 36 6399 00 001 0 99	OAP	Riali, Rhonda	Material		86.58
						Totals for 48689	86.58
48690	02/02/2022	161 E 36 6299 GO 041 0 91	DCO	Rivera, David	Official for JH Basketball 1-6-22		145.00
						Totals for 48690	145.00
48691	02/02/2022	865 E 36 6499 50 001 0 22	000	RMA Toll Processing	Toll Charges for FFA		14.00
48691	02/02/2022	199 E 36 6499 00 001 0 22	EGN	RMA Toll Processing	Toll Charges for Engineering		14.00
48691	02/02/2022	199 E 36 6499 00 001 0 91	CHR	RMA Toll Processing	Toll Charges for Cheer		14.00
						Totals for 48691	42.00
48692	02/02/2022	199 E 36 6299 00 041 0 99	UIL	Robinson, David	UIL Judging 01/27/2022		150.00
						Totals for 48692	150.00
48693	02/02/2022	461 E 36 6499 A8 041 0 91	000	Rodriguez, Estevan	Official for JH basketball 1-15-22		180.00
						Totals for 48693	180.00
48694	02/02/2022	161 E 36 6299 GO 041 0 91	DCO	Rodriguez, Juaquin	Official for JH basketball 1-19-22		135.00
						Totals for 48694	135.00
48698	02/02/2022	461 E 36 6499 A8 041 0 91	000	Sam's Club Direct	JH Boys and Girls Basketball Concessions		287.07
48698	02/02/2022	461 E 36 6499 AA 041 0 91	000	Sam's Club Direct	JH Boys and Girls Basketball Concessions		287.07
48698	02/02/2022	461 E 36 6499 AH 001 0 91	000	Sam's Club Direct	Soccer Concessions		6.91
48698	02/02/2022	461 E 36 6499 AI 001 0 91	000	Sam's Club Direct	Soccer Concessions		6.91
48698	02/02/2022	461 E 36 6499 A8 001 0 91	000	Sam's Club Direct	Concession for Boys and Girls Basketball		3.34
48698	02/02/2022	461 E 36 6499 AA 001 0 91	000	Sam's Club Direct	Concession for Boys and Girls Basketball		3.34
48698	02/02/2022	461 E 36 6499 A8 001 0 91	000	Sam's Club Direct	Concession for Boys and Girls Basketball		53.41
48698	02/02/2022	461 E 36 6499 AA 001 0 91	000	Sam's Club Direct	Concession for Boys and Girls Basketball		53.41
48698	02/02/2022	461 E 36 6499 A8 001 0 91	000	Sam's Club Direct	Concession for Boys and Girls Basketball		147.01
48698	02/02/2022	461 E 36 6499 AA 001 0 91	000	Sam's Club Direct	Concession for Boys and Girls Basketball		147.00
48698	02/02/2022	461 E 36 6499 A8 001 0 91	000	Sam's Club Direct	Concession for Boys and Girls Basketball		98.26
48698	02/02/2022	461 E 36 6499 AA 001 0 91	000	Sam's Club Direct	Concession for Boys and Girls Basketball		98.26
48698	02/02/2022	461 E 36 6499 AH 001 0 91	000	Sam's Club Direct	Soccer Concessions		274.62
48698	02/02/2022	461 E 36 6499 AI 001 0 91	000	Sam's Club Direct	Soccer Concessions		274.61
48698	02/02/2022	461 E 36 6499 A8 001 0 91	000	Sam's Club Direct	Concession for Boys and Girls Basketball		61.80
48698	02/02/2022	461 E 36 6499 AA 001 0 91	000	Sam's Club Direct	Concession for Boys and Girls Basketball		61.80
48698	02/02/2022	461 E 36 6499 AH 001 0 91	000	Sam's Club Direct	Soccer Concessions		152.47

CHECK		CHECK		ACCOUNT		INVOICE			
NUMBER	DATE	NUMBER			VENDOR	DESCRIPTION		AMOUNT	
48698	02/02/2022	461 E 36 6499 AI 001 0 91 000			Sam's Club Direct	Soccer Concessions		152.47	
48698	02/02/2022	461 E 36 6499 AH 001 0 91 000			Sam's Club Direct	Soccer Concessions		173.66	
48698	02/02/2022	461 E 36 6499 AI 001 0 91 000			Sam's Club Direct	Soccer Concessions		173.65	
48698	02/02/2022	461 E 36 6499 A8 001 0 91 000			Sam's Club Direct	Concession for Boys and Girls Basketball		117.02	
48698	02/02/2022	461 E 36 6499 AA 001 0 91 000			Sam's Club Direct	Concession for Boys and Girls Basketball		117.02	
48698	02/02/2022	461 E 36 6499 A8 041 0 91 000			Sam's Club Direct	JH Boys and Girls Basketball Concessions		99.05	
48698	02/02/2022	461 E 36 6499 AA 041 0 91 000			Sam's Club Direct	JH Boys and Girls Basketball Concessions		99.05	
48698	02/02/2022	461 E 36 6499 AH 001 0 91 000			Sam's Club Direct	Soccer Concessions		3.58	
48698	02/02/2022	461 E 36 6499 AI 001 0 91 000			Sam's Club Direct	Soccer Concessions		3.58	
48698	02/02/2022	461 E 36 6499 A8 001 0 91 000			Sam's Club Direct	Concession for Boys and Girls Basketball		47.27	
48698	02/02/2022	461 E 36 6499 AA 001 0 91 000			Sam's Club Direct	Concession for Boys and Girls Basketball		47.27	
48698	02/02/2022	461 E 36 6499 A8 001 0 91 000			Sam's Club Direct	Concession for Boys and Girls Basketball		71.76	
48698	02/02/2022	461 E 36 6499 AA 001 0 91 000			Sam's Club Direct	Concession for Boys and Girls Basketball		71.75	
								Totals for 48698	3,194.42
48699	02/02/2022	199 E 11 6399 05 101 0 11 GEN			Scholastic Inc.	Books for Rivera's Class		13.19	
								Totals for 48699	13.19
48700	02/02/2022	199 E 41 6395 00 750 0 99 000			School Technology Associates, Inc.	Replacement Time Clock		3,257.00	
								Totals for 48700	3,257.00
48701	02/02/2022	161 E 36 6499 PD 001 0 91 FTB			Scott, Richard	Aux Personnel for Playoff game vs. Cuero 11-26-21		125.00	
								Totals for 48701	125.00
48702	02/02/2022	199 E 13 6411 00 041 0 99 SCI			Sheraton Dallas Hotel	TCEA Convention & Exposition Feb. 6th - Feb. 11		1,275.00	
								Totals for 48702	1,275.00
48703	02/02/2022	161 E 36 6499 PD 001 0 91 FTB			Smith, Reginald	Aux Personnel for Playoff game vs. Cuero 11-26-21		125.00	
								Totals for 48703	125.00
48704	02/02/2022	161 E 36 6299 GO 041 0 91 DCO			Snyder, Lonnie	Official for JH basketball 1-19-22		125.00	
								Totals for 48704	125.00
48705	02/02/2022	461 E 36 6499 A8 001 0 91 000			Steubing, Frederick	Official for basketball		90.00	
48705	02/02/2022	461 E 36 6499 AA 001 0 91 000			Steubing, Frederick	Official for basketball		90.00	
48705	02/02/2022	161 E 36 6299 GO 001 0 91 DCO			Steubing, Frederick	Official for basketball		105.00	
								Totals for 48705	285.00
48706	02/02/2022	461 E 36 6499 A8 041 0 91 000			Tablizo, Florencio	Official for JH basketball 1-15-22		180.00	

CHECK NUMBER	CHECK DATE	ACCOUNT NUMBER	VENDOR	INVOICE DESCRIPTION	AMOUNT
Totals for 48706					180.00
48707	02/02/2022	199 E 41 6214 00 701 0 99 000	Texas Association of Rural Schools	9/21 - 8/22 Membership	292.50
48707	02/02/2022	199 E 41 6495 00 701 0 99 000	Texas Association of Rural Schools	9/21 - 8/22 Membership	157.50
Totals for 48707					450.00
48708	02/02/2022	195 E 53 6249 00 831 0 99 000	Technology For Education, LLC	Server repair service	990.00
Totals for 48708					990.00
48709	02/02/2022	461 E 36 6499 29 001 0 99 000	Teed Shirts, Inc.	Festival shirts	425.95
Totals for 48709					425.95
48710	02/02/2022	240 E 35 6341 LU 001 0 99 000	The New World Bakery, Inc	2021-2022: Breakfast and Lunch Food for WHS	43.35
48710	02/02/2022	240 E 35 6341 00 999 0 99 KAP	The New World Bakery, Inc	Lunch Food for KAPS	6.60
Totals for 48710					49.95
48711	02/02/2022	161 E 36 6299 GO 001 0 91 DCO	Theodore, Erik	Official for boys bball vs. fredericksburg	160.00
Totals for 48711					160.00
48712	02/02/2022	161 E 36 6499 PD 001 0 91 FTB	UIL - University of Texas at Austin	Football Playoff Game Wimberley vs. Cuero 11-26-21	3,958.96
Totals for 48712					3,958.96
48713	02/02/2022	461 E 36 6499 A8 041 0 91 000	Weeks, Emily	Official for JH basketball 1-15-22	165.00
Totals for 48713					165.00
48714	02/02/2022	461 E 36 6499 A8 041 0 91 000	Williams, Clayton	Official for JH basketball 1-15-22	180.00
Totals for 48714					180.00
48715	02/02/2022	199 E 51 6319 05 830 0 99 000	Willie T's	Decals for new vehicle M-10	88.23
Totals for 48715					88.23
48716	02/02/2022	461 E 36 6499 18 001 0 99 000	Wimberley Band Booster Club	Student fundraising payment for Spring Trip	5,871.00
Totals for 48716					5,871.00
48721	02/02/2022	199 E 51 6319 00 041 0 99 000	Wimberley Ace Hardware	Maint. materials and supplies - Open PO	14.26
48721	02/02/2022	199 E 51 6319 00 830 0 99 000	Wimberley Ace Hardware	Maint. materials and supplies - Open PO	30.58
48721	02/02/2022	199 E 51 6319 00 001 0 99 000	Wimberley Ace Hardware	Maint. materials and supplies - Open PO	7.64
48721	02/02/2022	199 E 51 6319 00 102 0 99 BHP	Wimberley Ace Hardware	Maint. materials and supplies - Open PO	6.75
48721	02/02/2022	199 E 51 6319 05 830 0 99 000	Wimberley Ace Hardware	Maint. materials and supplies - Open PO	29.97

CHECK		CHECK		ACCOUNT		INVOICE				
NUMBER	DATE	NUMBER				VENDOR	DESCRIPTION			AMOUNT
48721	02/02/2022	199 E 51 6319 00 001 0 99 000				Wimberley Ace Hardware	Maint. materials and supplies - Open PO			18.26
48721	02/02/2022	199 E 51 6319 00 101 0 99 000				Wimberley Ace Hardware	Maint. materials and supplies - Open PO			5.09
48721	02/02/2022	199 E 51 6319 02 806 0 99 000				Wimberley Ace Hardware	Maint. materials and supplies - Open PO			17.48
48721	02/02/2022	199 E 51 6319 00 808 0 99 000				Wimberley Ace Hardware	Maint. materials and supplies - Open PO			17.48
48721	02/02/2022	199 E 51 6319 00 001 0 99 000				Wimberley Ace Hardware	Maint. materials and supplies - Open PO			8.49
48721	02/02/2022	199 E 51 6319 00 102 0 99 BHP				Wimberley Ace Hardware	Maint. materials and supplies - Open PO			8.99
48721	02/02/2022	199 E 51 6319 00 001 0 99 000				Wimberley Ace Hardware	Maint. materials and supplies - Open PO			62.86
48721	02/02/2022	199 E 51 6319 00 001 0 99 000				Wimberley Ace Hardware	Maint. materials and supplies - Open PO			-21.99
48721	02/02/2022	199 E 51 6319 00 001 0 99 000				Wimberley Ace Hardware	Maint. materials and supplies - Open PO			9.99
48721	02/02/2022	199 E 51 6319 00 830 0 99 000				Wimberley Ace Hardware	Maint. materials and supplies - Open PO			8.49
48721	02/02/2022	199 E 51 6319 00 001 0 99 000				Wimberley Ace Hardware	Maint. materials and supplies - Open PO			9.64
48721	02/02/2022	199 E 51 6319 00 102 0 99 BHP				Wimberley Ace Hardware	Maint. materials and supplies - Open PO			19.54
48721	02/02/2022	199 E 51 6319 00 102 0 99 BHP				Wimberley Ace Hardware	Maint. materials and supplies - Open PO			41.77
48721	02/02/2022	199 E 51 6319 00 808 0 99 000				Wimberley Ace Hardware	Maint. materials and supplies - Open PO			6.70
48721	02/02/2022	199 E 51 6319 00 041 0 99 000				Wimberley Ace Hardware	Maint. materials and supplies - Open PO			4.40
48721	02/02/2022	199 E 11 6399 00 001 0 22 MFG				Wimberley Ace Hardware	OPEN PO			19.47
48721	02/02/2022	199 E 34 6319 00 805 0 99 000				Wimberley Ace Hardware	ACE PO School year 21/22			13.18
Totals for 48721										339.04
48722	02/09/2022	162 E 36 6412 00 001 0 99 000				Winebrenner, John	Per diem for student meals at TMEA convention. 2/9-12 breakfast (3), lunch (4), dinner (3) = \$86 per student x2 = \$172			172.00
Totals for 48722										172.00
48725	02/10/2022	199 E 11 6394 00 001 0 11 ENG				Amazon Capital Services	Logitech wireless presenter			32.99
48725	02/10/2022	199 E 11 6399 02 102 0 11 GEN				Amazon Capital Services	Supplies			129.86
48725	02/10/2022	199 E 11 6394 00 001 0 11 ENG				Amazon Capital Services	adj desk/chair			209.13
48725	02/10/2022	199 E 11 6399 05 101 0 11 GEN				Amazon Capital Services	Supplies for Mrs. Thibodeaux			156.82
48725	02/10/2022	199 E 11 6399 00 001 0 11 ASL				Amazon Capital Services	classroom supplies			130.57
48725	02/10/2022	199 E 11 6399 00 001 0 11 MTH				Amazon Capital Services	phone cadde			29.96
48725	02/10/2022	199 E 11 6399 00 001 0 11 MTH				Amazon Capital Services	Number line set			21.95
48725	02/10/2022	199 E 23 6399 00 101 0 99 000				Amazon Capital Services	Supplies for School			380.71
48725	02/10/2022	195 E 53 6395 00 001 0 99 000				Amazon Capital Services	Tech supplies for High School			1,702.71
48725	02/10/2022	199 E 11 6399 00 101 0 11 GEN				Amazon Capital Services	Supplies for Becker			58.42
48725	02/10/2022	199 E 12 6329 00 001 0 99 000				Amazon Capital Services	WHS - dictionary			33.72
48725	02/10/2022	199 E 12 6399 00 102 0 99 000				Amazon Capital Services	manipulatives BHP			76.95
48725	02/10/2022	199 E 12 6329 00 001 0 99 000				Amazon Capital Services	Book			27.44
48725	02/10/2022	199 E 11 6399 05 101 0 11 GEN				Amazon Capital Services	Supplies for Mrs. Lewis			342.50
48725	02/10/2022	199 E 11 6399 00 001 0 11 ASL				Amazon Capital Services	classroom supplies			216.32

CHECK		CHECK		ACCOUNT		INVOICE				
NUMBER	DATE	NUMBER				VENDOR	DESCRIPTION			AMOUNT
48725	02/10/2022	199 E 11 6394 00 001 0 11	GEN	Amazon Capital Services		Printer ink				60.89
									Totals for 48725	3,610.94
48726	02/10/2022	199 E 31 6339 00 041 0 99 000		Avant Assessment, LLC		Avant STAMP WS- Language TBD (Except Hebrew)				322.50
48726	02/10/2022	199 E 11 6499 00 041 0 11	TEC	Avant Assessment, LLC		Avant STAMP WS- Language TBD (Except Hebrew)				150.00
48726	02/10/2022	199 E 11 6499 00 041 0 25	ESL	Avant Assessment, LLC		Avant STAMP WS- Language TBD (Except Hebrew)				150.00
									Totals for 48726	622.50
48727	02/10/2022	195 E 11 6395 00 001 0 11 000		B & H Photo & Electronics Corp.		LG 27" Monitors and Speakers for the High School				3,928.26
									Totals for 48727	3,928.26
48728	02/10/2022	461 E 36 6499 43 001 0 99 000		Barrett, Brooke		UIL Judge Fee				250.00
									Totals for 48728	250.00
48730	02/10/2022	161 E 36 6244 00 808 0 91	ZAB	BizDoc, Inc.		2021-2022: District Copy Maintenance - January 2022				91.35
48730	02/10/2022	199 E 11 6244 00 001 0 11	ZAB	BizDoc, Inc.		2021-2022: District Copy Maintenance - January 2022				36.43
48730	02/10/2022	199 E 11 6244 00 041 0 11	ZAB	BizDoc, Inc.		2021-2022: District Copy Maintenance - January 2022				10.89
48730	02/10/2022	199 E 11 6244 00 101 0 11	ZAB	BizDoc, Inc.		2021-2022: District Copy Maintenance - January 2022				509.32
48730	02/10/2022	199 E 11 6244 00 102 0 11	ZAB	BizDoc, Inc.		2021-2022: District Copy Maintenance - January 2022				778.81
48730	02/10/2022	199 E 12 6244 00 001 0 99	ZAB	BizDoc, Inc.		2021-2022: District Copy Maintenance - January 2022				85.48
48730	02/10/2022	199 E 21 6244 00 832 0 99	ZAB	BizDoc, Inc.		2021-2022: District Copy Maintenance - January 2022				11.10
48730	02/10/2022	199 E 21 6244 00 833 0 23	ZAB	BizDoc, Inc.		2021-2022: District Copy Maintenance - January 2022				355.23
48730	02/10/2022	199 E 23 6244 00 001 0 99	ZAB	BizDoc, Inc.		2021-2022: District Copy Maintenance - January 2022				77.85
48730	02/10/2022	199 E 23 6244 00 041 0 99	ZAB	BizDoc, Inc.		2021-2022: District Copy Maintenance - January 2022				61.14
48730	02/10/2022	199 E 23 6244 00 101 0 99	ZAB	BizDoc, Inc.		2021-2022: District Copy Maintenance - January 2022				171.03
48730	02/10/2022	199 E 23 6244 00 102 0 99	ZAB	BizDoc, Inc.		2021-2022: District Copy Maintenance - January 2022				710.54
48730	02/10/2022	199 E 31 6244 00 001 0 99	ZAB	BizDoc, Inc.		2021-2022: District Copy Maintenance - January 2022				108.25
48730	02/10/2022	199 E 31 6244 00 041 0 99	ZAB	BizDoc, Inc.		2021-2022: District Copy Maintenance - January 2022				91.70
48730	02/10/2022	199 E 34 6244 00 805 0 99	ZAB	BizDoc, Inc.		2021-2022: District Copy Maintenance - January 2022				34.61
48730	02/10/2022	199 E 41 6244 00 701 0 99	ZAB	BizDoc, Inc.		2021-2022: District Copy Maintenance - January 2022				97.88
48730	02/10/2022	199 E 41 6244 00 750 0 99	ZAB	BizDoc, Inc.		2021-2022: District Copy Maintenance - January 2022				66.72
48730	02/10/2022	199 E 41 6244 HR 750 0 99	ZAB	BizDoc, Inc.		2021-2022: District Copy Maintenance - January 2022				22.39
48730	02/10/2022	240 E 35 6244 00 999 0 99 000		BizDoc, Inc.		2021-2022: District Copy Maintenance - January 2022				5.55
48730	02/10/2022	199 E 11 6244 00 001 0 11	ZAB	BizDoc, Inc.		2021-2022: District Copy Maintenance - January 2022				710.30
48730	02/10/2022	199 E 11 6244 00 041 0 11	ZAB	BizDoc, Inc.		2021-2022: District Copy Maintenance - January 2022				207.17
48730	02/10/2022	199 E 11 6244 00 101 0 11	ZAB	BizDoc, Inc.		2021-2022: District Copy Maintenance - January 2022				673.01
48730	02/10/2022	199 E 11 6244 00 102 0 11	ZAB	BizDoc, Inc.		2021-2022: District Copy Maintenance - January 2022				144.12
48730	02/10/2022	199 E 11 6244 00 041 0 11	ZAB	BizDoc, Inc.		2021-2022: District Copy Maintenance - January 2022				78.81
									Totals for 48730	5,139.68

CHECK		CHECK		ACCOUNT		INVOICE			
NUMBER	DATE	NUMBER			VENDOR	DESCRIPTION		AMOUNT	
48731	02/10/2022	199 E 11 6399 00 001 0 11 ART			Blick Art Materials LLC	art supplies		67.94	
							Totals for 48731	67.94	
48732	02/10/2022	461 E 36 6499 A4 001 0 91 000			BSN Sports Inc.	Texan Gym Wrap Design		13,942.00	
48732	02/10/2022	461 E 36 6499 AA 041 0 91 000			BSN Sports Inc.	Sweats for JH Girls Athletics		269.64	
48732	02/10/2022	461 E 36 6499 AA 041 0 91 000			BSN Sports Inc.	Sweats for JH Girls Athletics		654.84	
							Totals for 48732	14,866.48	
48733	02/10/2022	461 E 36 6499 43 001 0 99 000			Canyon Lake High School	Drop fees refund		80.00	
							Totals for 48733	80.00	
48734	02/10/2022	461 E 36 6499 A3 001 0 91 000			Centex Recognition	Football Hoodies		492.00	
							Totals for 48734	492.00	
48735	02/10/2022	461 E 36 6499 A8 001 0 91 000			Chick-fil-A	Sandwiches for Boys Basketball Concessions 2/11/22		249.80	
							Totals for 48735	249.80	
48736	02/10/2022	461 E 36 6499 43 001 0 99 000			Dannelley, Hannah	UIL Judge fee		125.00	
							Totals for 48736	125.00	
48737	02/10/2022	461 E 36 6499 43 001 0 99 000			Delhagen, Jackson	Judge Fee		125.00	
							Totals for 48737	125.00	
48738	02/10/2022	199 E 12 6399 00 041 0 99 000			Demco, Inc.	Demco - Danforth		620.47	
							Totals for 48738	620.47	
48739	02/10/2022	199 E 51 6249 05 830 0 99 000			Express Care	Maint. State Inspections and Oil Changes - M-09		7.00	
							Totals for 48739	7.00	
48740	02/10/2022	461 E 36 6499 A8 041 0 91 000			Fisher, Anthony	Official for JH Basketball Tournament 1/15/22		180.00	
							Totals for 48740	180.00	
48741	02/10/2022	199 E 41 6299 00 702 0 99 000			Ford Audio-Video Systems, LLC	Service Call for Boardroom audio		150.00	
							Totals for 48741	150.00	
48742	02/10/2022	199 E 21 6394 00 833 0 23 000			Frontline Technologies Group	Frontline Renewal		5,982.35	
							Totals for 48742	5,982.35	

CHECK		CHECK		ACCOUNT		INVOICE			
NUMBER	DATE	NUMBER				VENDOR	DESCRIPTION		AMOUNT
48743	02/10/2022	461 E 36 6499 43 001 0 99 000				Garcia, Jillian	UIL Judge fee		250.00
								Totals for 48743	250.00
48744	02/10/2022	199 E 11 6411 MI 001 0 24 HBS				Gary, Donna	Mileage Reimbursement for travel and from homebound student - December 2021 (71 @ \$0.56 per mile) & January 2022 (299.4 \$0.585 per mile)		39.76
48744	02/10/2022	199 E 11 6411 MI 001 0 24 HBS				Gary, Donna	Mileage Reimbursement for travel and from homebound student - December 2021 (71 @ \$0.56 per mile) & January 2022 (299.4 \$0.585 per mile)		175.15
								Totals for 48744	214.91
48745	02/10/2022	199 E 11 6411 MI 001 0 24 HBS				Gold, Cheyenne	Mileage Reimbursement for travel to and from homebound student - January 2022		21.06
48745	02/10/2022	199 E 11 6411 MI 001 0 24 HBS				Gold, Cheyenne	Mileage Reimbursement for travel to and from homebound student - 01/31/2022 & 02/05/2022		21.06
								Totals for 48745	42.12
48746	02/10/2022	199 E 51 6319 02 801 0 99 000				Grainger	Tankless Water Heater for the Concession Stand at the Baseball Field		238.89
								Totals for 48746	238.89
48748	02/10/2022	240 E 35 6342 BK 041 0 99 000				Gulf Coast Paper Co.	2021-2022: Disposables for Danforth JH		128.00
48748	02/10/2022	240 E 35 6342 LU 041 0 99 000				Gulf Coast Paper Co.	2021-2022: Disposables for Danforth JH		128.00
48748	02/10/2022	240 E 35 6342 BK 041 0 99 000				Gulf Coast Paper Co.	2021-2022: Disposables for Danforth JH		188.31
48748	02/10/2022	240 E 35 6342 LU 041 0 99 000				Gulf Coast Paper Co.	2021-2022: Disposables for Danforth JH		507.57
48748	02/10/2022	240 E 35 6342 LU 041 0 99 000				Gulf Coast Paper Co.	2021-2022: Disposables for Danforth JH		271.60
48748	02/10/2022	240 E 35 6342 BK 001 0 99 000				Gulf Coast Paper Co.	2021-2022: Disposables for WHS		2.50
48748	02/10/2022	240 E 35 6342 LU 001 0 99 000				Gulf Coast Paper Co.	2021-2022: Disposables for WHS		7.49
48748	02/10/2022	240 E 35 6342 LU 001 0 99 000				Gulf Coast Paper Co.	2021-2022: Disposables for WHS		310.40
								Totals for 48748	1,543.87
48749	02/10/2022	461 E 36 6499 43 001 0 99 000				Harris, Beyonce	Judge Fee		125.00
								Totals for 48749	125.00
48750	02/10/2022	199 E 41 6499 00 702 0 99 000				HEB Credit Receivables	Supplies for Board Face to Face community meeting		113.62
48750	02/10/2022	199 E 52 6499 00 810 0 99 000				HEB Credit Receivables	Wellness packets for schools week of 2/7/2022		16.57
								Totals for 48750	130.19
48752	02/10/2022	199 E 51 6249 05 830 0 99 000				Hill Country Tire & Automotive	Maint. Tires and Tire Repairs - Open PO		77.00

CHECK CHECK		ACCOUNT		INVOICE		AMOUNT
NUMBER	DATE	NUMBER	VENDOR	DESCRIPTION		
					Totals for 48752	77.00
48753	02/10/2022	161 E 36 6299 GW 041 0 91 DCO	Houser, Jerry JR	Clock for JH Boys Basketball		122.00
					Totals for 48753	122.00
48754	02/10/2022	199 E 21 6299 00 833 0 23 000	Houston ISD	MFCS - eShars: 01/01/2022-01/31/2022		151.95
					Totals for 48754	151.95
48755	02/10/2022	461 E 36 6499 18 001 0 99 000	JR Uniforms & Accessories	Glove and marching shoe purchase		2,115.32
					Totals for 48755	2,115.32
48756	02/10/2022	199 E 41 6499 00 702 0 99 000	Kerr Katering	meals for School Board meeting on 2/2/22		77.00
48756	02/10/2022	199 E 41 6499 00 701 0 99 000	Kerr Katering	meals for School Board meeting on 2/2/22		55.00
					Totals for 48756	132.00
48757	02/10/2022	461 E 36 6499 43 001 0 99 000	Koehl, Mason	JUDGE Fee		125.00
					Totals for 48757	125.00
48758	02/10/2022	199 E 51 6249 00 041 0 99 000	Kurita America Inc.	Monthly Water Treatment/Chemical Service - February 2022		484.27
					Totals for 48758	484.27
48762	02/10/2022	240 E 35 6341 LU 041 0 99 000	Labatt Food Service LLC	2021-2022: Breakfast and Lunch Food & Non-Food for Danforth JH		2,031.22
48762	02/10/2022	240 E 35 6341 BK 041 0 99 000	Labatt Food Service LLC	2021-2022: Breakfast and Lunch Food & Non-Food for Danforth JH		41.79
48762	02/10/2022	240 E 35 6342 BK 041 0 99 000	Labatt Food Service LLC	2021-2022: Breakfast and Lunch Food & Non-Food for Danforth JH		15.95
48762	02/10/2022	240 E 35 6341 LU 041 0 99 000	Labatt Food Service LLC	2021-2022: Breakfast and Lunch Food & Non-Food for Danforth JH		992.90
48762	02/10/2022	240 E 35 6341 BK 041 0 99 000	Labatt Food Service LLC	2021-2022: Breakfast and Lunch Food & Non-Food for Danforth JH		44.81
48762	02/10/2022	240 E 35 6342 BK 041 0 99 000	Labatt Food Service LLC	2021-2022: Breakfast and Lunch Food & Non-Food for Danforth JH		31.90
48762	02/10/2022	240 E 35 6341 LU 041 0 99 000	Labatt Food Service LLC	2021-2022: Breakfast and Lunch Food & Non-Food for Danforth JH		1,815.34
48762	02/10/2022	240 E 35 6341 BK 041 0 99 000	Labatt Food Service LLC	2021-2022: Breakfast and Lunch Food & Non-Food for Danforth JH		287.51
48762	02/10/2022	240 E 35 6342 BK 041 0 99 000	Labatt Food Service LLC	2021-2022: Breakfast and Lunch Food & Non-Food for Danforth JH		15.95

CHECK CHECK		ACCOUNT		INVOICE		
NUMBER	DATE	NUMBER		VENDOR	DESCRIPTION	AMOUNT
48762	02/10/2022	240 E 35 6341 LU 041 0 99 000		Labatt Food Service LLC	2021-2022: Breakfast and Lunch Food & Non-Food for Danforth JH	950.13
48762	02/10/2022	240 E 35 6341 BK 041 0 99 000		Labatt Food Service LLC	2021-2022: Breakfast and Lunch Food & Non-Food for Danforth JH	70.10
48762	02/10/2022	240 E 35 6342 BK 041 0 99 000		Labatt Food Service LLC	2021-2022: Breakfast and Lunch Food & Non-Food for Danforth JH	15.95
48762	02/10/2022	240 E 35 6342 LU 041 0 99 000		Labatt Food Service LLC	2021-2022: Breakfast and Lunch Food & Non-Food for Danforth JH	218.28
48762	02/10/2022	240 E 35 6341 LU 041 0 99 000		Labatt Food Service LLC	2021-2022: Breakfast and Lunch Food & Non-Food for Danforth JH	1,055.41
48762	02/10/2022	240 E 35 6341 BK 041 0 99 000		Labatt Food Service LLC	2021-2022: Breakfast and Lunch Food & Non-Food for Danforth JH	63.74
48762	02/10/2022	240 E 35 6342 BK 041 0 99 000		Labatt Food Service LLC	2021-2022: Breakfast and Lunch Food & Non-Food for Danforth JH	18.14
48762	02/10/2022	240 E 35 6342 LU 041 0 99 000		Labatt Food Service LLC	2021-2022: Breakfast and Lunch Food & Non-Food for Danforth JH	18.14
48762	02/10/2022	240 E 35 6341 LU 041 0 99 000		Labatt Food Service LLC	2021-2022: Breakfast and Lunch Food & Non-Food for Danforth JH	1,889.24
48762	02/10/2022	240 E 35 6341 BK 041 0 99 000		Labatt Food Service LLC	2021-2022: Breakfast and Lunch Food & Non-Food for Danforth JH	224.13
48762	02/10/2022	240 E 35 6342 BK 041 0 99 000		Labatt Food Service LLC	2021-2022: Breakfast and Lunch Food & Non-Food for Danforth JH	12.29
48762	02/10/2022	240 E 35 6342 LU 041 0 99 000		Labatt Food Service LLC	2021-2022: Breakfast and Lunch Food & Non-Food for Danforth JH	36.80
48762	02/10/2022	240 E 35 6341 LU 041 0 99 000		Labatt Food Service LLC	2021-2022: Breakfast and Lunch Food & Non-Food for Danforth JH	1,729.08
48762	02/10/2022	240 E 35 6341 BK 041 0 99 000		Labatt Food Service LLC	2021-2022: Breakfast and Lunch Food & Non-Food for Danforth JH	47.36
48762	02/10/2022	240 E 35 6342 BK 041 0 99 000		Labatt Food Service LLC	2021-2022: Breakfast and Lunch Food & Non-Food for Danforth JH	22.59
48762	02/10/2022	240 E 35 6342 LU 041 0 99 000		Labatt Food Service LLC	2021-2022: Breakfast and Lunch Food & Non-Food for Danforth JH	44.96
48762	02/10/2022	240 E 35 6341 LU 041 0 99 000		Labatt Food Service LLC	2021-2022: Breakfast and Lunch Food & Non-Food for Danforth JH	672.42
48762	02/10/2022	240 E 35 6341 BK 041 0 99 000		Labatt Food Service LLC	2021-2022: Breakfast and Lunch Food & Non-Food for Danforth JH	45.57
48762	02/10/2022	240 E 35 6341 LU 041 0 99 000		Labatt Food Service LLC	2021-2022: Breakfast and Lunch Food & Non-Food for Danforth JH	1,340.94
48762	02/10/2022	240 E 35 6341 BK 041 0 99 000		Labatt Food Service LLC	2021-2022: Breakfast and Lunch Food & Non-Food for Danforth	100.51



CHECK NUMBER	CHECK DATE	ACCOUNT NUMBER	VENDOR	INVOICE DESCRIPTION	AMOUNT
Totals for 48770					125.00
48774	02/10/2022	199 E 12 6399 00 001 0 99 000	Office Depot, Inc.	library supplies	54.98
48774	02/10/2022	199 E 12 6399 00 001 0 99 000	Office Depot, Inc.	library supplies	244.32
48774	02/10/2022	199 E 12 6399 00 101 0 99 000	Office Depot, Inc.	JWE office supplies	71.57
48774	02/10/2022	199 E 12 6399 00 101 0 99 000	Office Depot, Inc.	JWE office supplies	38.49
48774	02/10/2022	199 E 12 6399 00 101 0 99 000	Office Depot, Inc.	JWE office supplies	37.99
48774	02/10/2022	199 E 12 6399 00 101 0 99 000	Office Depot, Inc.	JWE office supplies	144.83
48774	02/10/2022	199 E 23 6399 00 101 0 99 000	Office Depot, Inc.	Supplies for School	49.66
48774	02/10/2022	199 E 21 6399 00 833 0 23 000	Office Depot, Inc.	Office supplies	24.99
48774	02/10/2022	199 E 21 6399 00 833 0 23 000	Office Depot, Inc.	Office supplies	131.99
48774	02/10/2022	199 E 31 6394 00 001 0 99 000	Office Depot, Inc.	folders	62.00
48774	02/10/2022	199 E 11 6399 00 001 0 22 CTE	Office Depot, Inc.	classroom supplies	91.99
48774	02/10/2022	199 E 11 6399 00 001 0 22 CTE	Office Depot, Inc.	classroom supplies	73.48
48774	02/10/2022	199 E 23 6399 00 001 0 99 000	Office Depot, Inc.	Course schedule choice sheets	43.35
48774	02/10/2022	199 E 23 6399 00 001 0 99 000	Office Depot, Inc.	Course schedule choice sheets	17.99
48774	02/10/2022	199 E 11 6399 00 101 0 11 GEN	Office Depot, Inc.	Supplies for School	570.76
48774	02/10/2022	199 E 11 6399 03 101 0 11 GEN	Office Depot, Inc.	Classroom Supplies for Mrs. Germanio	20.97
48774	02/10/2022	199 E 11 6399 03 101 0 11 GEN	Office Depot, Inc.	Classroom Supplies for Mrs. Germanio	63.20
48774	02/10/2022	199 E 11 6399 00 001 0 11 SPC	Office Depot, Inc.	Class supplies	129.27
48774	02/10/2022	199 E 11 6399 00 001 0 11 SPC	Office Depot, Inc.	Class supplies	27.24
48774	02/10/2022	199 E 11 6399 00 001 0 22 TEC	Office Depot, Inc.	Batteries	85.64
Totals for 48774					1,984.71
48775	02/10/2022	461 E 36 6499 49 102 0 99 000	Oriental Trading Company	Supplies	92.71
48775	02/10/2022	199 E 11 6399 00 102 0 11 GEN	Oriental Trading Company	Supplies	569.62
Totals for 48775					662.33
48776	02/10/2022	199 E 51 6259 10 001 0 99 000	PEC	2021-2022: Electric - January 2022	15,985.83
48776	02/10/2022	199 E 51 6259 10 041 0 99 000	PEC	2021-2022: Electric - January 2022	9,328.07
48776	02/10/2022	199 E 51 6259 10 101 0 99 000	PEC	2021-2022: Electric - January 2022	8,921.00
48776	02/10/2022	199 E 51 6259 10 102 0 99 000	PEC	2021-2022: Electric - January 2022	7,443.36
48776	02/10/2022	199 E 51 6259 10 800 0 99 000	PEC	2021-2022: Electric - January 2022	372.20
48776	02/10/2022	199 E 51 6259 10 801 0 99 000	PEC	2021-2022: Electric - January 2022	541.73
48776	02/10/2022	199 E 51 6259 10 802 0 99 000	PEC	2021-2022: Electric - January 2022	541.73
48776	02/10/2022	199 E 51 6259 10 804 0 99 000	PEC	2021-2022: Electric - January 2022	895.63
48776	02/10/2022	199 E 51 6259 10 805 0 99 000	PEC	2021-2022: Electric - January 2022	541.72
48776	02/10/2022	199 E 51 6259 10 806 0 99 000	PEC	2021-2022: Electric - January 2022	335.91
48776	02/10/2022	199 E 51 6259 10 830 0 99 000	PEC	2021-2022: Electric - January 2022	700.11



CHECK		CHECK		ACCOUNT		INVOICE				
NUMBER	DATE	NUMBER				VENDOR	DESCRIPTION			AMOUNT
									Totals for 48787	556.11
48788	02/10/2022	199 E 41 6399 00 750 0 99 000	Staples Business Advantage			Staples Business Advantage	Business Office Supplies			42.48
48788	02/10/2022	199 E 41 6399 00 750 0 99 000	Staples Business Advantage			Staples Business Advantage	Business Office Supplies			54.16
48788	02/10/2022	161 E 36 6399 00 001 0 91 000	Staples Business Advantage			Staples Business Advantage	Field House Supplies			95.12
48788	02/10/2022	199 E 11 6399 00 102 0 23 000	Staples Business Advantage			Staples Business Advantage	Office Supplies			15.67
48788	02/10/2022	199 E 21 6399 00 833 0 23 000	Staples Business Advantage			Staples Business Advantage	Office Supplies			814.24
									Totals for 48788	1,021.67
48789	02/10/2022	199 E 12 6399 00 001 0 99 000	SWANK Motion Pictures, Inc.			SWANK Motion Pictures, Inc.	SWANK MOVIE LICENSING			248.50
48789	02/10/2022	199 E 12 6399 00 101 0 99 000	SWANK Motion Pictures, Inc.			SWANK Motion Pictures, Inc.	SWANK MOVIE LICENSING			248.50
									Totals for 48789	497.00
48790	02/10/2022	199 E 51 6319 00 102 0 99 BHP	Tex-Air Filters			Tex-Air Filters	Filters for Blue Hole			158.70
									Totals for 48790	158.70
48791	02/10/2022	461 E 36 6499 A6 001 0 91 000	Walmart Business			Walmart Business	Coolers for Tennis Team			492.00
									Totals for 48791	492.00
48793	02/10/2022	199 E 36 6399 00 001 0 99 DRA	Wimberley Ace Hardware			Wimberley Ace Hardware	OPEN PO			75.78
48793	02/10/2022	199 E 51 6319 00 001 0 99 000	Wimberley Ace Hardware			Wimberley Ace Hardware	Maint. materials and supplies - Open PO			15.97
48793	02/10/2022	199 E 51 6319 00 830 0 99 000	Wimberley Ace Hardware			Wimberley Ace Hardware	Maint. materials and supplies - Open PO			31.38
48793	02/10/2022	199 E 51 6319 00 102 0 99 000	Wimberley Ace Hardware			Wimberley Ace Hardware	Maint. materials and supplies - Open PO			2.59
48793	02/10/2022	199 E 51 6319 00 830 0 99 000	Wimberley Ace Hardware			Wimberley Ace Hardware	Maint. materials and supplies - Open PO			7.59
48793	02/10/2022	195 E 53 6499 00 831 0 99 000	Wimberley Ace Hardware			Wimberley Ace Hardware	Technology Supplies - Open PO			7.64
48793	02/10/2022	199 E 51 6319 00 041 0 99 000	Wimberley Ace Hardware			Wimberley Ace Hardware	Maint. materials and supplies - Open PO			8.49
48793	02/10/2022	199 E 51 6399 00 830 0 99 ZAB	Wimberley Ace Hardware			Wimberley Ace Hardware	Maint. materials and supplies - Open PO			16.14
48793	02/10/2022	199 E 11 6399 00 001 0 22 VBT	Wimberley Ace Hardware			Wimberley Ace Hardware	OPEN PO Water pipes repair			243.08
									Totals for 48793	408.66
48794	02/10/2022	199 E 51 6259 06 001 0 99 000	Wimberley Water Supply			Wimberley Water Supply	2021-2022: Water - January 2022			1,422.26
48794	02/10/2022	199 E 51 6259 06 041 0 99 000	Wimberley Water Supply			Wimberley Water Supply	2021-2022: Water - January 2022			1,063.66
48794	02/10/2022	199 E 51 6259 06 804 0 99 000	Wimberley Water Supply			Wimberley Water Supply	2021-2022: Water - January 2022			70.13
48794	02/10/2022	199 E 51 6259 06 830 0 99 000	Wimberley Water Supply			Wimberley Water Supply	2021-2022: Water - January 2022			43.15
48794	02/10/2022	199 E 51 6259 06 808 0 99 000	Wimberley Water Supply			Wimberley Water Supply	2021-2022: Water - January 2022			1,402.18
48794	02/10/2022	199 E 51 6259 06 836 0 99 000	Wimberley Water Supply			Wimberley Water Supply	2021-2022: Water - January 2022			220.23
									Totals for 48794	4,221.61
48795	02/10/2022	461 E 36 6499 78 101 0 99 000	Wright, Carla			Wright, Carla	Refund Camp Champions			185.00

CHECK NUMBER	CHECK DATE	ACCOUNT NUMBER	VENDOR	INVOICE DESCRIPTION	AMOUNT
Totals for 48795					185.00
48796	02/10/2022	461 E 36 6499 A8 041 0 91 000	Zamorano, Victor JR	Official for JH Basketball Tournament 1/15/22	180.00
Totals for 48796					180.00
48797	02/17/2022	161 E 36 6399 00 001 0 91 TRN	Alert Services, Inc.	Trainer Supplies	24.45
Totals for 48797					24.45
48804	02/17/2022	199 E 12 6399 00 041 0 99 000	Amazon Capital Services	Danforth - dictionary, thesaurus	78.40
48804	02/17/2022	199 E 12 6329 00 001 0 99 000	Amazon Capital Services	Boxed Book Set	30.99
48804	02/17/2022	461 E 36 6499 73 001 0 99 000	Amazon Capital Services	Supplies	54.73
48804	02/17/2022	199 E 11 6399 00 001 0 11 ART	Amazon Capital Services	EuTengHao 1146 Lava Beads/cords	61.02
48804	02/17/2022	199 E 36 6399 00 001 0 99 UIL	Amazon Capital Services	UIL Book	25.47
48804	02/17/2022	199 E 11 6399 00 101 0 24 RDG	Amazon Capital Services	Supplies for Intervention	187.33
48804	02/17/2022	199 E 34 6319 00 805 0 99 000	Amazon Capital Services	Office Supply	360.44
48804	02/17/2022	199 E 11 6399 00 001 0 11 GEN	Amazon Capital Services	Brother PFD210	107.49
48804	02/17/2022	199 E 11 6399 03 101 0 11 GEN	Amazon Capital Services	Supplies for Grant's Class	76.82
48804	02/17/2022	199 E 34 6319 00 805 0 99 000	Amazon Capital Services	First Aid Kit refill and REI HDD Harddrives	72.69
48804	02/17/2022	199 E 34 6394 00 805 0 99 000	Amazon Capital Services	First Aid Kit refill and REI HDD Harddrives	440.46
48804	02/17/2022	199 E 36 6399 00 001 0 99 OAP	Amazon Capital Services	OAP Props	17.99
48804	02/17/2022	199 E 11 6399 00 001 0 22 CTE	Amazon Capital Services	Poster machine supplies	520.97
48804	02/17/2022	199 E 11 6399 00 101 0 11 MUS	Amazon Capital Services	Supplies for Music	-79.99
48804	02/17/2022	199 E 11 6399 05 101 0 11 GEN	Amazon Capital Services	Supplies for Parma	95.89
48804	02/17/2022	199 E 11 6399 05 101 0 11 GEN	Amazon Capital Services	Supplies for Rivera	37.85
48804	02/17/2022	199 E 11 6399 00 102 0 23 000	Amazon Capital Services	Classroom Management (C.Wilhem)	226.78
48804	02/17/2022	199 E 11 6399 01 102 0 11 GEN	Amazon Capital Services	Hill Class Supplies	145.79
48804	02/17/2022	461 E 36 6499 49 102 0 99 000	Amazon Capital Services	Coggin PTO\$ Supplies	41.17
48804	02/17/2022	461 E 36 6499 49 102 0 99 000	Amazon Capital Services	Coggin PTO\$ Supplies	54.02
48804	02/17/2022	195 E 53 6395 00 001 0 99 000	Amazon Capital Services	Heavy Duty Carts for the High School	599.98
48804	02/17/2022	461 E 36 6499 49 102 0 99 000	Amazon Capital Services	Hill PTO\$ Supplies	108.99
48804	02/17/2022	240 E 35 6399 00 999 0 99 000	Amazon Capital Services	Money Counting Machine	123.37
48804	02/17/2022	865 E 36 6499 CS 101 0 99 000	Amazon Capital Services	Chess Club Snacks	85.50
48804	02/17/2022	199 E 36 6399 00 001 0 99 DRA	Amazon Capital Services	costume design supplies	404.47
48804	02/17/2022	199 E 11 6399 05 101 0 11 GEN	Amazon Capital Services	Supplies for Grantham	64.22
48804	02/17/2022	199 E 11 6399 00 101 0 11 PED	Amazon Capital Services	Supplies for PE	228.68
48804	02/17/2022	199 E 11 6399 05 101 0 11 GEN	Amazon Capital Services	Supplies for Ms. Grantham	92.63
48804	02/17/2022	199 E 11 6399 00 001 0 22 AGR	Amazon Capital Services	Cattle scale	1,399.00
48804	02/17/2022	199 E 36 6399 00 041 0 91 CHR	Amazon Capital Services	Amazon Cheer Supplies	52.58
48804	02/17/2022	199 E 11 6399 00 041 0 23 000	Amazon Capital Services	Classroom supplies	78.77

CHECK		CHECK		ACCOUNT		INVOICE			
NUMBER	DATE	NUMBER			VENDOR	DESCRIPTION		AMOUNT	
48804	02/17/2022	199 E 11 6399 00 001 0 23 000			Amazon Capital Services	Classroom supplies		7.94	
48804	02/17/2022	199 E 36 6399 00 001 0 99 UIL			Amazon Capital Services	flash drives		20.98	
48804	02/17/2022	199 E 11 6399 00 102 0 11 GEN			Amazon Capital Services	STEM Supplies		244.74	
48804	02/17/2022	199 E 11 6399 01 102 0 11 GEN			Amazon Capital Services	Supplies		148.17	
48804	02/17/2022	199 E 11 6399 PK 102 0 32 GEN			Amazon Capital Services	Supplies		152.29	
48804	02/17/2022	461 E 36 6499 A4 001 0 91 000			Amazon Capital Services	Clipboards for Athletics/Track		37.46	
48804	02/17/2022	461 E 36 6499 49 102 0 99 000			Amazon Capital Services	Supplies		98.73	
48804	02/17/2022	461 E 36 6499 AF 001 0 91 000			Amazon Capital Services	Belts for Baseball		41.27	
48804	02/17/2022	161 E 36 6399 00 001 0 91 SOC			Amazon Capital Services	Shoes for Soccer		131.80	
48804	02/17/2022	461 E 36 6499 AF 001 0 91 000			Amazon Capital Services	Baseball Supplies		38.61	
							Totals for 48804	6,716.49	
48805	02/17/2022	199 E 36 6411 00 001 0 91 CHR			Arevalo, Julie	cheer meal 2/14/22		62.07	
							Totals for 48805	62.07	
48806	02/17/2022	461 E 36 6499 AA 001 0 91 000			Athletic Supply Inc.	Supplies and Uniforms for Lady Texan Basketball		9,016.00	
							Totals for 48806	9,016.00	
48807	02/17/2022	199 E 36 6412 00 001 0 22 AGR			Black, Tiffany	Gas reimb		100.00	
							Totals for 48807	100.00	
48808	02/17/2022	199 E 11 6399 00 041 0 11 ART			Blick Art Materials LLC	ART SUPPLIES 2022		12.90	
48808	02/17/2022	199 E 11 6399 00 041 0 11 ART			Blick Art Materials LLC	ART SUPPLIES 2022		223.19	
48808	02/17/2022	199 E 11 6399 00 041 0 11 ART			Blick Art Materials LLC	ART SUPPLIES 2022		2,340.54	
							Totals for 48808	2,576.63	
48809	02/17/2022	199 E 36 6412 00 001 0 99 UIL			Boerne High School	UIL Meet		948.00	
							Totals for 48809	948.00	
48810	02/17/2022	199 E 36 6412 00 001 0 99 UIL			Boerne ISD	World School Debate entries		80.00	
							Totals for 48810	80.00	
48811	02/17/2022	461 E 36 6499 AG 001 0 91 000			BSN Sports Inc.	Softball Balls		316.80	
							Totals for 48811	316.80	
48812	02/17/2022	195 E 11 6395 00 001 0 11 000			CDW Government, Inc.	Chromeboxes for the High School		6,160.00	
							Totals for 48812	6,160.00	
48813	02/17/2022	461 E 36 6499 AG 001 0 91 000			Centex Recognition	Softball shorts		255.00	

CHECK CHECK		ACCOUNT		INVOICE		
NUMBER	DATE	NUMBER		VENDOR	DESCRIPTION	AMOUNT
48813	02/17/2022	461 E 36 6499 AF 001 0 91 000		Centex Recognition	Baseball shirts	398.20
48813	02/17/2022	461 E 36 6499 A4 001 0 91 000		Centex Recognition	Lee Grisham Dedication Frame	250.00
Totals for 48813						903.20
48814	02/17/2022	461 E 36 6499 A8 041 0 91 000		Chartier, Michael	Official for JH Basketball Tournament 1/8/22	180.00
Totals for 48814						180.00
48815	02/17/2022	199 E 51 6319 00 808 0 99 000		Cragg's Do It Best Lumber & Home Ce	Maint. materials and supplies - Open PO	73.73
Totals for 48815						73.73
48816	02/17/2022	199 E 12 6399 00 101 0 99 000		Demco, Inc.	Demco - CoLibri Bk Covers	270.58
48816	02/17/2022	199 E 12 6399 00 001 0 99 000		Demco, Inc.	Demco	113.89
Totals for 48816						384.47
48817	02/17/2022	199 E 51 6259 11 999 0 99 000		Education Service Center, Region 13	2021-2022 TXED Internet Services: December 2021, January & February 2022	11,850.00
Totals for 48817						11,850.00
48818	02/17/2022	199 E 34 6239 00 805 0 99 000		Education Service Center, Region 20	Bus Driver Physical for R. Mendez on 01/12/2022	79.00
Totals for 48818						79.00
48819	02/17/2022	199 E 51 6249 00 041 0 99 000		Extreme Texas Air LLC	Boiler repair at Danforth	2,750.00
Totals for 48819						2,750.00
48820	02/17/2022	161 E 36 6299 GO 001 0 91 DCO		Fisher, Anthony	Official for HS Basketball 1/21/22	175.00
Totals for 48820						175.00
48821	02/17/2022	199 E 11 6399 00 001 0 11 SCI		Flinn Scientific, Inc.	Balance, aprons	1,380.24
Totals for 48821						1,380.24
48823	02/17/2022	199 E 41 6211 00 702 0 99 000		The Fowler Law Firm, P.C.	3494-008 Business and Contracts	162.50
48823	02/17/2022	199 E 41 6211 00 701 0 99 000		The Fowler Law Firm, P.C.	3494-008 Business and Contracts	682.50
48823	02/17/2022	199 E 41 6211 00 702 0 99 000		The Fowler Law Firm, P.C.	3494-008 Business and Contracts	2,892.50
48823	02/17/2022	199 E 41 6211 00 701 0 99 000		The Fowler Law Firm, P.C.	3494-008 Business and Contracts	682.50
48823	02/17/2022	199 E 41 6211 00 702 0 99 000		The Fowler Law Firm, P.C.	3494-008 Business and Contracts	1,267.50
48823	02/17/2022	199 E 41 6211 00 702 0 99 000		The Fowler Law Firm, P.C.	3494-008 Business and Contracts	130.00
48823	02/17/2022	199 E 41 6211 00 702 0 99 000		The Fowler Law Firm, P.C.	3494-001 General Representation	187.50
48823	02/17/2022	199 E 41 6211 00 701 0 99 000		The Fowler Law Firm, P.C.	3494-001 General Representation	1,350.00
48823	02/17/2022	199 E 41 6211 00 702 0 99 000		The Fowler Law Firm, P.C.	3494-015 WISD Trademark	280.00

CHECK NUMBER	CHECK DATE	ACCOUNT NUMBER	VENDOR	INVOICE DESCRIPTION	AMOUNT
Totals for 48823					7,635.00
48824	02/17/2022	199 E 21 6394 00 832 0 99 000	Frontline Technologies Group	2021-2022 IM Management Subscription Annual Software Maintenance Renewal: 03/29/2022 - 03/28/2023	5,225.00
Totals for 48824					5,225.00
48825	02/17/2022	199 E 11 6411 MI 001 0 24 HBS	Gold, Cheyenne	Mileage Reimbursement for travel to and from homebound student: 02/08/2022 - 02/11/2022	31.59
Totals for 48825					31.59
48826	02/17/2022	199 E 51 6319 00 101 0 99 000	Grainger	HVAC supplies for Jacobs Well	85.20
Totals for 48826					85.20
48827	02/17/2022	461 E 36 6499 A8 041 0 91 000	Green, Donald	Official for JH Basketball Tournament 1/15/22	180.00
Totals for 48827					180.00
48828	02/17/2022	240 E 35 6342 LU 102 0 99 000	Gulf Coast Paper Co.	2021-2022: Disposables for Blue Hole	232.80
48828	02/17/2022	240 E 35 6342 BK 102 0 99 000	Gulf Coast Paper Co.	2021-2022: Disposables for Blue Hole	77.60
48828	02/17/2022	240 E 35 6342 BK 101 0 99 000	Gulf Coast Paper Co.	2021-2022: Disposables for JWE	138.87
48828	02/17/2022	240 E 35 6342 LU 101 0 99 000	Gulf Coast Paper Co.	2021-2022: Disposables for JWE	269.78
48828	02/17/2022	240 E 35 6342 BK 041 0 99 000	Gulf Coast Paper Co.	2021-2022: Disposables for Danforth JH	74.89
48828	02/17/2022	240 E 35 6342 LU 041 0 99 000	Gulf Coast Paper Co.	2021-2022: Disposables for Danforth JH	118.99
48828	02/17/2022	240 E 35 6342 BK 041 0 99 000	Gulf Coast Paper Co.	2021-2022: Disposables for Danforth JH	121.90
48828	02/17/2022	240 E 35 6342 LU 041 0 99 000	Gulf Coast Paper Co.	2021-2022: Disposables for Danforth JH	121.90
Totals for 48828					1,156.73
48831	02/17/2022	240 E 35 6341 LU 001 0 99 000	Hardie's Fresh Foods	2021-2022: Breakfast and Lunch Food for WHS	439.96
48831	02/17/2022	240 E 35 6341 BK 001 0 99 000	Hardie's Fresh Foods	2021-2022: Breakfast and Lunch Food for WHS	35.19
48831	02/17/2022	240 E 35 6341 LU 001 0 99 000	Hardie's Fresh Foods	2021-2022: Breakfast and Lunch Food for WHS	258.28
48831	02/17/2022	240 E 35 6341 BK 001 0 99 000	Hardie's Fresh Foods	2021-2022: Breakfast and Lunch Food for WHS	14.62
48831	02/17/2022	240 E 35 6341 LU 001 0 99 000	Hardie's Fresh Foods	2021-2022: Breakfast and Lunch Food for WHS	64.50
48831	02/17/2022	240 E 35 6341 LU 041 0 99 000	Hardie's Fresh Foods	2021-2022: Breakfast and Lunch Food for Danforth JH	340.83
48831	02/17/2022	240 E 35 6341 BK 041 0 99 000	Hardie's Fresh Foods	2021-2022: Breakfast and Lunch Food for Danforth JH	26.34
48831	02/17/2022	240 E 35 6341 LU 041 0 99 000	Hardie's Fresh Foods	2021-2022: Breakfast and Lunch Food for Danforth JH	218.85
48831	02/17/2022	240 E 35 6341 BK 041 0 99 000	Hardie's Fresh Foods	2021-2022: Breakfast and Lunch Food for Danforth JH	18.65
48831	02/17/2022	240 E 35 6341 BK 101 0 99 000	Hardie's Fresh Foods	2021-2022: Breakfast and Lunch Food for JWE	37.09
48831	02/17/2022	240 E 35 6341 LU 101 0 99 000	Hardie's Fresh Foods	2021-2022: Breakfast and Lunch Food for JWE	505.99
48831	02/17/2022	240 E 35 6341 BK 101 0 99 000	Hardie's Fresh Foods	2021-2022: Breakfast and Lunch Food for JWE	20.61
48831	02/17/2022	240 E 35 6341 LU 101 0 99 000	Hardie's Fresh Foods	2021-2022: Breakfast and Lunch Food for JWE	185.49

CHECK		CHECK		ACCOUNT		INVOICE			
NUMBER	DATE	NUMBER			VENDOR	DESCRIPTION		AMOUNT	
48831	02/17/2022	240 E 35 6341 BK 101 0 99 000			Hardie's Fresh Foods	2021-2022: Breakfast and Lunch Food for JWE		38.00	
48831	02/17/2022	240 E 35 6341 LU 101 0 99 000			Hardie's Fresh Foods	2021-2022: Breakfast and Lunch Food for JWE		526.15	
48831	02/17/2022	240 E 35 6341 LU 101 0 99 000			Hardie's Fresh Foods	2021-2022: Breakfast and Lunch Food for JWE		40.50	
48831	02/17/2022	240 E 35 6341 BK 102 0 99 000			Hardie's Fresh Foods	2021-2022: Breakfast and Lunch Food for Blue Hole		13.74	
48831	02/17/2022	240 E 35 6341 LU 102 0 99 000			Hardie's Fresh Foods	2021-2022: Breakfast and Lunch Food for Blue Hole		123.66	
48831	02/17/2022	240 E 35 6341 BK 102 0 99 000			Hardie's Fresh Foods	2021-2022: Breakfast and Lunch Food for Blue Hole		11.40	
48831	02/17/2022	240 E 35 6341 LU 102 0 99 000			Hardie's Fresh Foods	2021-2022: Breakfast and Lunch Food for Blue Hole		219.85	
48831	02/17/2022	240 E 35 6341 BK 102 0 99 000			Hardie's Fresh Foods	2021-2022: Breakfast and Lunch Food for Blue Hole		13.74	
48831	02/17/2022	240 E 35 6341 LU 102 0 99 000			Hardie's Fresh Foods	2021-2022: Breakfast and Lunch Food for Blue Hole		123.66	
							Totals for 48831	3,277.10	
48832	02/17/2022	161 E 36 6299 GO 001 0 91 DCO			Harrigan, Michael	Official for HS Boys Basketball 1/14/22		160.00	
							Totals for 48832	160.00	
48833	02/17/2022	461 E 36 6499 49 101 0 99 000			HEB Credit Receivables	Supplies for School		119.86	
							Totals for 48833	119.86	
48834	02/17/2022	199 E 11 6399 00 001 0 22 AGR			Hobby Lobby Stores, Inc.	Floral design supplies		224.72	
							Totals for 48834	224.72	
48835	02/17/2022	244 E 11 6399 00 001 2 22 000			Home Depot Credit Services	Workbench & Materials (Perkins)		109.58	
48835	02/17/2022	244 E 11 6399 00 001 2 22 000			Home Depot Credit Services	Electric Stoves (Perkins)		1,074.00	
							Totals for 48835	1,183.58	
48836	02/17/2022	161 E 36 6299 GW 041 0 91 DCO			Houser, Jerry JR	Clock Worker 1/24/22 JH Basketball		35.00	
							Totals for 48836	35.00	
48837	02/17/2022	199 E 11 6399 00 001 0 11 SOS			Jarrett Publishing Co	Mastering the Teks US History		153.45	
							Totals for 48837	153.45	
48838	02/17/2022	199 E 51 6319 00 830 0 99 000			Johnstone Supply	HVAC maintenance tool		92.05	
							Totals for 48838	92.05	
48839	02/17/2022	199 E 34 6319 00 805 0 99 000			Kyrish Truck Centers of Austin	Parts, Fuel Filters		736.86	
							Totals for 48839	736.86	
48841	02/17/2022	240 E 35 6341 LU 101 0 99 000			La Costenita Distributor Inc	2021-2022: Breakfast and Lunch Food for JWE		368.64	
48841	02/17/2022	240 E 35 6341 LU 101 0 99 000			La Costenita Distributor Inc	2021-2022: Breakfast and Lunch Food for JWE		142.32	
48841	02/17/2022	240 E 35 6341 LU 101 0 99 000			La Costenita Distributor Inc	2021-2022: Breakfast and Lunch Food for JWE		225.84	

CHECK		CHECK		ACCOUNT		INVOICE			
NUMBER	DATE	NUMBER			VENDOR	DESCRIPTION		AMOUNT	
48841	02/17/2022	240 E 35 6341 LU 101 0 99 000			La Costenita Distributor Inc	2021-2022: Breakfast and Lunch Food for JWE		258.72	
48841	02/17/2022	240 E 35 6341 LU 041 0 99 000			La Costenita Distributor Inc	2021-2022: Breakfast and Lunch Food for Danforth JH		223.68	
48841	02/17/2022	240 E 35 6341 LU 041 0 99 000			La Costenita Distributor Inc	2021-2022: Breakfast and Lunch Food for Danforth JH		223.68	
								Totals for 48841	1,442.88
48842	02/17/2022	199 E 11 6399 00 101 0 11 GEN			Lakeshore Learning Materials	Supplies for Ms. Brazell		9.16	
48842	02/17/2022	199 E 11 6399 00 101 0 24 MTH			Lakeshore Learning Materials	Supplies for Ms. Brazell		50.82	
48842	02/17/2022	199 E 11 6399 KI 102 0 11 GEN			Lakeshore Learning Materials	Supplies		136.96	
48842	02/17/2022	461 E 36 6499 49 102 0 99 000			Lakeshore Learning Materials	Washable Sensory Beads		68.99	
								Totals for 48842	265.93
48843	02/17/2022	199 E 11 6395 00 101 0 11 GEN			Learning A-Z, LLC	Vocabulary A-Z Program		1,680.00	
								Totals for 48843	1,680.00
48844	02/17/2022	180 A 00 1243 SD 000 0 00 000			Lindsey, Kathy	Mileage Reimbursement for travel to and from Blanco ISD - January 2022		214.11	
								Totals for 48844	214.11
48845	02/17/2022	199 E 34 6499 00 805 0 99 000			Lower Colorado River Authority	2021-2022: Monthly Radio Service Fee for Transportation Dept. - January 2022		501.48	
48845	02/17/2022	199 E 34 6499 00 805 0 23 000			Lower Colorado River Authority	2021-2022: Monthly Radio Service Fee for Transportation Dept. - January 2022		125.37	
								Totals for 48845	626.85
48846	02/17/2022	199 E 51 6319 01 001 0 99 000			Matera Paper Co., Inc.	Custodial Supplies		1,266.96	
48846	02/17/2022	199 E 51 6319 01 041 0 99 000			Matera Paper Co., Inc.	Custodial Supplies		1,266.96	
48846	02/17/2022	199 E 51 6319 01 101 0 99 000			Matera Paper Co., Inc.	Custodial Supplies		1,266.96	
48846	02/17/2022	199 E 51 6319 01 102 0 99 BHP			Matera Paper Co., Inc.	Custodial Supplies		1,266.78	
								Totals for 48846	5,067.66
48847	02/17/2022	461 E 36 6499 43 001 0 99 000			McCarthy, Ella	UIL judge fee		125.00	
								Totals for 48847	125.00
48848	02/17/2022	461 E 36 6499 29 001 0 99 000			Miller-Wyatt, Lydia	critique Festival		200.00	
								Totals for 48848	200.00
48849	02/17/2022	240 E 35 6399 00 001 0 99 000			Mission Restaurant Supply	Supplies for all campus kitchens		397.93	
48849	02/17/2022	240 E 35 6399 00 041 0 99 000			Mission Restaurant Supply	Supplies for all campus kitchens		596.88	
48849	02/17/2022	240 E 35 6399 00 101 0 99 000			Mission Restaurant Supply	Supplies for all campus kitchens		497.41	

CHECK		CHECK		ACCOUNT		INVOICE			
NUMBER	DATE	NUMBER				VENDOR	DESCRIPTION		AMOUNT
48849	02/17/2022	240 E 35 6399 00 102 0 99 000				Mission Restaurant Supply	Supplies for all campus kitchens		497.40
48849	02/17/2022	240 E 35 6399 00 001 0 99 000				Mission Restaurant Supply	Supplies for all campus kitchens		5.79
48849	02/17/2022	240 E 35 6399 00 041 0 99 000				Mission Restaurant Supply	Supplies for all campus kitchens		8.70
48849	02/17/2022	240 E 35 6399 00 101 0 99 000				Mission Restaurant Supply	Supplies for all campus kitchens		7.25
48849	02/17/2022	240 E 35 6399 00 102 0 99 000				Mission Restaurant Supply	Supplies for all campus kitchens		7.24
Totals for 48849									2,018.60
48850	02/17/2022	161 E 36 6299 GW 041 0 91 DCO				Morrow, Bryan	Clock Worker for Basketball 2/1/22, 1/31/22, 1/25/22, 1/27/22		35.00
48850	02/17/2022	161 E 36 6299 GW 001 0 91 DCO				Morrow, Bryan	Clock Worker for Basketball 2/1/22, 1/31/22, 1/25/22, 1/27/22		40.00
48850	02/17/2022	161 E 36 6299 GW 041 0 91 DCO				Morrow, Bryan	Clock Worker for Basketball 2/1/22, 1/31/22, 1/25/22, 1/27/22		25.00
48850	02/17/2022	161 E 36 6299 GW 001 0 91 DCO				Morrow, Bryan	Clock Worker for Basketball 2/1/22, 1/31/22, 1/25/22, 1/27/22		35.00
Totals for 48850									135.00
48851	02/17/2022	162 E 36 6411 MI 041 0 99 000				Mosley, John	Mileage Reimbursement for travel to and from TMEA Convention 02/10/2022 - 02/13/2022		79.56
Totals for 48851									79.56
48852	02/17/2022	461 E 36 6499 A8 041 0 91 000				Murphy, James	Official for JH Basketball Tournament 1/15/22		180.00
Totals for 48852									180.00
48853	02/17/2022	461 E 36 6499 93 101 0 99 000				Myers, Sarah	Reimburse for Natural Bridge Caverns. Child was not at school that day.		11.00
Totals for 48853									11.00
48861	02/17/2022	240 E 35 6341 LU 041 0 99 000				DFA Dairy Brands DALLAS	2021-2022: Breakfast and Lunch Food for Danforth JH		155.46
48861	02/17/2022	240 E 35 6341 BK 041 0 99 000				DFA Dairy Brands DALLAS	2021-2022: Breakfast and Lunch Food for Danforth JH		51.82
48861	02/17/2022	240 E 35 6341 LU 041 0 99 000				DFA Dairy Brands DALLAS	2021-2022: Breakfast and Lunch Food for Danforth JH		182.43
48861	02/17/2022	240 E 35 6341 BK 041 0 99 000				DFA Dairy Brands DALLAS	2021-2022: Breakfast and Lunch Food for Danforth JH		59.26
48861	02/17/2022	240 E 35 6341 LU 041 0 99 000				DFA Dairy Brands DALLAS	2021-2022: Breakfast and Lunch Food for Danforth JH		199.92
48861	02/17/2022	240 E 35 6341 BK 041 0 99 000				DFA Dairy Brands DALLAS	2021-2022: Breakfast and Lunch Food for Danforth JH		66.64
48861	02/17/2022	240 E 35 6341 LU 041 0 99 000				DFA Dairy Brands DALLAS	2021-2022: Breakfast and Lunch Food for Danforth JH		126.84
48861	02/17/2022	240 E 35 6341 BK 041 0 99 000				DFA Dairy Brands DALLAS	2021-2022: Breakfast and Lunch Food for Danforth JH		42.28
48861	02/17/2022	240 E 35 6341 LU 041 0 99 000				DFA Dairy Brands DALLAS	2021-2022: Breakfast and Lunch Food for Danforth JH		204.59
48861	02/17/2022	240 E 35 6341 BK 041 0 99 000				DFA Dairy Brands DALLAS	2021-2022: Breakfast and Lunch Food for Danforth JH		66.64
48861	02/17/2022	240 E 35 6341 LU 041 0 99 000				DFA Dairy Brands DALLAS	2021-2022: Breakfast and Lunch Food for Danforth JH		71.28



CHECK		CHECK		ACCOUNT		INVOICE			
NUMBER	DATE	NUMBER			VENDOR	DESCRIPTION		AMOUNT	
48861	02/17/2022	240 E 35 6341 LU 102 0 99 000			DFA Dairy Brands DALLAS	2021-2022: Breakfast and Lunch Food for Blue Hole		88.92	
48861	02/17/2022	240 E 35 6341 BK 102 0 99 000			DFA Dairy Brands DALLAS	2021-2022: Breakfast and Lunch Food for Blue Hole		66.62	
48861	02/17/2022	240 E 35 6341 LU 102 0 99 000			DFA Dairy Brands DALLAS	2021-2022: Breakfast and Lunch Food for Blue Hole		199.84	
48861	02/17/2022	240 E 35 6341 BK 102 0 99 000			DFA Dairy Brands DALLAS	2021-2022: Breakfast and Lunch Food for Blue Hole		107.29	
48861	02/17/2022	240 E 35 6341 LU 102 0 99 000			DFA Dairy Brands DALLAS	2021-2022: Breakfast and Lunch Food for Blue Hole		250.33	
48861	02/17/2022	240 E 35 6341 BK 102 0 99 000			DFA Dairy Brands DALLAS	2021-2022: Breakfast and Lunch Food for Blue Hole		23.56	
48861	02/17/2022	240 E 35 6341 LU 102 0 99 000			DFA Dairy Brands DALLAS	2021-2022: Breakfast and Lunch Food for Blue Hole		70.67	
48861	02/17/2022	240 E 35 6341 BK 102 0 99 000			DFA Dairy Brands DALLAS	2021-2022: Breakfast and Lunch Food for Blue Hole		96.21	
48861	02/17/2022	240 E 35 6341 LU 102 0 99 000			DFA Dairy Brands DALLAS	2021-2022: Breakfast and Lunch Food for Blue Hole		288.61	
48861	02/17/2022	240 E 35 6341 BK 102 0 99 000			DFA Dairy Brands DALLAS	2021-2022: Breakfast and Lunch Food for Blue Hole		103.59	
48861	02/17/2022	240 E 35 6341 LU 102 0 99 000			DFA Dairy Brands DALLAS	2021-2022: Breakfast and Lunch Food for Blue Hole		310.77	
								Totals for 48861	6,625.25
48862	02/17/2022	161 E 36 6299 GO 001 0 91 DCO			Pantoja, Daniel	Official for HS Basketball 1/21/22		175.00	
								Totals for 48862	175.00
48863	02/17/2022	199 E 11 6399 00 041 0 11 CH1			J W Pepper & Son, Inc.	Choir Spring Concert Music		86.00	
48863	02/17/2022	199 E 11 6399 00 041 0 11 CH1			J W Pepper & Son, Inc.	Choir Spring Concert Music		71.97	
								Totals for 48863	157.97
48864	02/17/2022	199 E 11 6399 00 001 0 22 MFG			PMI Steel Pipe	steel		2,471.09	
								Totals for 48864	2,471.09
48865	02/17/2022	461 E 36 6499 43 001 0 99 000			Pope, Madison	Judge fees		125.00	
								Totals for 48865	125.00
48866	02/17/2022	461 E 36 6499 43 001 0 99 000			Quezada, Cristal	judge fee		125.00	
								Totals for 48866	125.00
48867	02/17/2022	199 E 52 6395 LF 001 0 99 000			Raptor Technologies, LLC	Renewal - Raptor Visitor Management Annual Access Fee		625.00	
48867	02/17/2022	199 E 52 6395 LF 041 0 99 000			Raptor Technologies, LLC	Renewal - Raptor Visitor Management Annual Access Fee		625.00	
48867	02/17/2022	199 E 52 6395 LF 101 0 99 000			Raptor Technologies, LLC	Renewal - Raptor Visitor Management Annual Access Fee		625.00	
48867	02/17/2022	199 E 52 6395 LF 102 0 99 000			Raptor Technologies, LLC	Renewal - Raptor Visitor Management Annual Access Fee		625.00	
48867	02/17/2022	199 E 23 6399 00 101 0 99 000			Raptor Technologies, LLC	Raptor Scanner & Printer		634.00	
								Totals for 48867	3,134.00
48868	02/17/2022	461 E 36 6499 62 001 0 99 000			Ready Refresh	cooler rental		49.99	
								Totals for 48868	49.99

CHECK		CHECK		ACCOUNT		INVOICE			
NUMBER	DATE	NUMBER				VENDOR	DESCRIPTION		AMOUNT
48869	02/17/2022	461 E 36 6499 A8 041 0 91 000				Rodriguez, Juaquin	Official for JH Basketball Tournament 1/15/22		180.00
							Totals for 48869		180.00
48870	02/17/2022	461 E 36 6499 61 001 0 99 000				Sam's Club Direct	vending		471.44
							Totals for 48870		471.44
48871	02/17/2022	199 E 11 6399 00 101 0 24 RDG				Scholastic Inc.	Reading Supplies for Mrs. Evers		11.99
							Totals for 48871		11.99
48872	02/17/2022	199 E 41 6212 00 750 0 99 000				Singleton, Clark & Company, PC	Audit - Report Issuance: Professional Auditing Services - Issuance of Audit Report - Remaining 20% of Estimated Fee		5,400.00
							Totals for 48872		5,400.00
48873	02/17/2022	161 E 36 6299 GO 001 0 91 DCO				Snyder, Larson	Official for HS Basketball 1/21/22		160.00
							Totals for 48873		160.00
48874	02/17/2022	199 E 34 6319 00 805 0 99 000				Southwest Bus Sales Inc.	Bus 16, 38, 40, 12, 31 Parts		843.72
48874	02/17/2022	199 E 34 6319 00 805 0 23 000				Southwest Bus Sales Inc.	Bus 16, 38, 40, 12, 31 Parts		163.71
							Totals for 48874		1,007.43
48875	02/17/2022	161 E 36 6499 00 001 0 91 VOB				Sports Imports, Inc.	Crank Handle for HDNR Net- Volleyball		109.00
							Totals for 48875		109.00
48876	02/17/2022	199 E 21 6399 00 833 0 23 000				Staples Business Advantage	Office Supplies		15.92
48876	02/17/2022	199 E 21 6399 00 833 0 23 000				Staples Business Advantage	Office Supplies		-1.92
48876	02/17/2022	199 E 21 6399 00 833 0 23 000				Staples Business Advantage	Office Supplies		1.92
48876	02/17/2022	199 E 41 6399 00 750 0 99 HRS				Staples Business Advantage	Office Supplies		119.62
48876	02/17/2022	199 E 41 6399 00 750 0 99 000				Staples Business Advantage	Business Office Supplies		64.07
48876	02/17/2022	199 E 11 6399 00 041 0 23 000				Staples Business Advantage	Classroom supplies		115.29
48876	02/17/2022	199 E 21 6399 00 833 0 23 000				Staples Business Advantage	Classroom supplies		359.89
48876	02/17/2022	199 E 11 6399 00 102 0 33 000				Staples Business Advantage	Classroom supplies		43.94
							Totals for 48876		718.73
48877	02/17/2022	199 E 23 6411 00 102 0 99 000				TEPSA	TEPSA membership renewal for C. Moeller		357.00
48877	02/17/2022	199 E 23 6411 00 102 0 99 000				TEPSA	TEPSA membership renewal for D. Richardson		357.00
							Totals for 48877		714.00
48878	02/17/2022	461 E 36 6499 PV 001 0 99 000				Texas Dept of Motor Vehicles	Jan 2022 usage		24.56
							Totals for 48878		24.56

CHECK NUMBER	CHECK DATE	ACCOUNT NUMBER	VENDOR	INVOICE DESCRIPTION	AMOUNT
48879	02/17/2022	199 E 51 6259 22 804 0 99 000	Texas Disposal Systems, Inc.	2021-2022: Trash & Recycling Pick Up - Admin January 2022	236.32
48879	02/17/2022	199 E 51 6259 22 001 0 99 000	Texas Disposal Systems, Inc.	2021-2022: Trash & Recycling Pick Up - January 2022	1,292.47
48879	02/17/2022	199 E 51 6259 22 041 0 99 000	Texas Disposal Systems, Inc.	2021-2022: Trash & Recycling Pick Up - January 2022	798.55
48879	02/17/2022	199 E 51 6259 22 101 0 99 000	Texas Disposal Systems, Inc.	2021-2022: Trash & Recycling Pick Up - January 2022	667.00
48879	02/17/2022	199 E 51 6259 22 102 0 99 000	Texas Disposal Systems, Inc.	2021-2022: Trash & Recycling Pick Up - January 2022	667.00
48879	02/17/2022	199 E 51 6259 22 800 0 99 000	Texas Disposal Systems, Inc.	2021-2022: Trash & Recycling Pick Up - January 2022	314.72
48879	02/17/2022	199 E 51 6259 22 830 0 99 000	Texas Disposal Systems, Inc.	2021-2022: Trash & Recycling Pick Up - January 2022	259.84
48879	02/17/2022	199 E 51 6259 22 805 0 99 000	Texas Disposal Systems, Inc.	2021-2022: Trash & Recycling Pick Up - January 2022	77.34
48879	02/17/2022	199 E 51 6259 22 801 0 99 000	Texas Disposal Systems, Inc.	2021-2022: Trash & Recycling Pick Up - January 2022	77.33
48879	02/17/2022	199 E 51 6259 22 802 0 99 000	Texas Disposal Systems, Inc.	2021-2022: Trash & Recycling Pick Up - January 2022	77.33
48879	02/17/2022	199 E 51 6259 22 836 0 99 000	Texas Disposal Systems, Inc.	2021-2022: Trash & Recycling Pick Up - January 2022	629.43
Totals for 48879					5,097.33
48880	02/17/2022	199 E 34 6319 00 805 0 99 000	The Home Depot Pro	Vehicle Cleaning Supplies	58.83
48880	02/17/2022	199 E 51 6319 00 001 0 99 000	The Home Depot Pro	Dremel Tool for security camera use at the High School	113.97
48880	02/17/2022	195 E 11 6395 00 001 0 11 000	The Home Depot Pro	Technology supplies for the High School	455.38
48880	02/17/2022	195 E 53 6395 00 001 0 99 000	The Home Depot Pro	Technology supplies for the High School	283.93
Totals for 48880					912.11
48881	02/17/2022	240 E 35 6341 LU 001 0 99 000	The New World Bakery, Inc	2021-2022: Breakfast and Lunch Food for WHS	34.29
48881	02/17/2022	240 E 35 6341 BK 001 0 99 000	The New World Bakery, Inc	2021-2022: Breakfast and Lunch Food for WHS	8.25
48881	02/17/2022	240 E 35 6341 LU 001 0 99 000	The New World Bakery, Inc	2021-2022: Breakfast and Lunch Food for WHS	34.29
48881	02/17/2022	240 E 35 6341 BK 001 0 99 000	The New World Bakery, Inc	2021-2022: Breakfast and Lunch Food for WHS	8.25
48881	02/17/2022	240 E 35 6341 LU 041 0 99 000	The New World Bakery, Inc	2021-2022: Breakfast and Lunch Food for Danforth JH	112.26
48881	02/17/2022	240 E 35 6341 BK 041 0 99 000	The New World Bakery, Inc	2021-2022: Breakfast and Lunch Food for Danforth JH	15.90
48881	02/17/2022	240 E 35 6341 LU 041 0 99 000	The New World Bakery, Inc	2021-2022: Breakfast and Lunch Food for Danforth JH	60.90
48881	02/17/2022	240 E 35 6341 BK 041 0 99 000	The New World Bakery, Inc	2021-2022: Breakfast and Lunch Food for Danforth JH	15.90
Totals for 48881					290.04
48882	02/17/2022	162 E 36 6499 00 001 0 99 000	TxTag	Toll Charges for WHS Band	1.15
48882	02/17/2022	865 E 36 6499 50 001 0 22 000	TxTag	Toll Charges for FFA on 10/30/2021	10.25
Totals for 48882					11.40
48883	02/17/2022	162 E 11 6399 00 001 0 11 000	UIL Music Region 26	solo and ensemble entry fee	420.00
Totals for 48883					420.00
48884	02/17/2022	199 E 23 6411 MI 001 0 99 000	Valentine, Jason	Mileage Admn Soccer, Swim Stock show	286.65
Totals for 48884					286.65

CHECK		CHECK		ACCOUNT		INVOICE				
NUMBER	DATE	NUMBER				VENDOR	DESCRIPTION			AMOUNT
48885	02/17/2022	199 E 51 6249 00 041 0 99 000				Vanguard Fire Systems, LP	Upgraded phone line (Frontier) to cellular (Vanguard) - 7 months at \$20/month			140.00
48885	02/17/2022	199 E 51 6249 00 001 0 99 000				Vanguard Fire Systems, LP	Fire alarm repair at the CTE Building			375.00
									Totals for 48885	515.00
48886	02/17/2022	161 E 36 6299 GO 001 0 91 DCO				Walton, Morris	Official for HS Boys Basketball 1/14/22			160.00
									Totals for 48886	160.00
48887	02/17/2022	199 E 11 6399 00 001 0 22 CTE				Ward's Science	Med micro supplies			61.15
48887	02/17/2022	199 E 11 6399 00 001 0 22 CTE				Ward's Science	Med micro supplies			114.21
48887	02/17/2022	199 E 11 6399 00 001 0 22 CTE				Ward's Science	Med micro supplies			378.38
48887	02/17/2022	199 E 11 6399 00 001 0 22 CTE				Ward's Science	Med micro supplies			95.87
48887	02/17/2022	199 E 11 6399 00 001 0 22 CTE				Ward's Science	Med micro supplies			149.64
									Totals for 48887	799.25
48888	02/17/2022	461 E 36 6499 00 041 0 99 000				Wells Fargo Bank - Cash	JH Campus Petty Cash			100.00
									Totals for 48888	100.00
48889	02/17/2022	461 E 36 6499 33 041 0 99 000				Wells Fargo Bank - Cash	Start Up Funds For 2022 Book Fair			100.00
									Totals for 48889	100.00
48890	02/17/2022	865 E 36 6499 50 001 0 22 000				Wells Fargo Bank - Cash	Petty Cash Reimbursement			1.56
48890	02/17/2022	199 E 11 6399 00 001 0 11 GEN				Wells Fargo Bank - Cash	Petty Cash Reimbursement			86.51
48890	02/17/2022	199 E 11 6399 00 001 0 11 PAL				Wells Fargo Bank - Cash	Petty Cash Reimbursement			18.00
48890	02/17/2022	199 E 23 6399 00 001 0 99 000				Wells Fargo Bank - Cash	Petty Cash Reimbursement			16.77
48890	02/17/2022	461 E 36 6499 62 001 0 99 000				Wells Fargo Bank - Cash	Petty Cash Reimbursement			71.27
									Totals for 48890	194.11
48892	02/17/2022	199 E 51 6319 00 041 0 99 000				Wimberley Ace Hardware	Maint. materials and supplies - Open PO			32.70
48892	02/17/2022	195 E 53 6499 00 831 0 99 000				Wimberley Ace Hardware	Technology Supplies - Open PO			42.48
48892	02/17/2022	199 E 52 6399 00 810 0 99 000				Wimberley Ace Hardware	Maint. materials and supplies - Open PO			3.37
48892	02/17/2022	199 E 11 6399 00 001 0 22 VBT				Wimberley Ace Hardware	OPEN PO Water pipes repair			12.98
48892	02/17/2022	199 E 51 6319 00 001 0 99 000				Wimberley Ace Hardware	Maint. materials and supplies - Open PO			63.73
48892	02/17/2022	199 E 51 6319 00 041 0 99 000				Wimberley Ace Hardware	Maint. materials and supplies - Open PO			63.73
48892	02/17/2022	199 E 51 6319 00 101 0 99 000				Wimberley Ace Hardware	Maint. materials and supplies - Open PO			63.73
48892	02/17/2022	199 E 51 6319 00 102 0 99 000				Wimberley Ace Hardware	Maint. materials and supplies - Open PO			63.73
48892	02/17/2022	199 E 51 6319 00 102 0 99 BHP				Wimberley Ace Hardware	Maint. materials and supplies - Open PO			63.71
48892	02/17/2022	199 E 51 6319 00 102 0 99 000				Wimberley Ace Hardware	Maint. materials and supplies - Open PO			8.49

CHECK		CHECK		ACCOUNT		INVOICE				
NUMBER	DATE	NUMBER				VENDOR	DESCRIPTION			AMOUNT
48892	02/17/2022	199 E 51 6319 00 830 0 99 000				Wimberley Ace Hardware	Maint. materials and supplies - Open PO			5.60
48892	02/17/2022	199 E 51 6319 00 001 0 99 000				Wimberley Ace Hardware	Maint. materials and supplies - Open PO			29.98
									Totals for 48892	454.23
48893	02/24/2022	699 E 36 6629 00 800 0 99 OTH				Acker Paving	Re-paving project to the access road/athletic facility			14,250.00
									Totals for 48893	14,250.00
48894	02/24/2022	161 E 36 6299 GO 041 0 91 DCO				Agnew, James	JH Boys Bball Official 1-31-22			135.00
									Totals for 48894	135.00
48898	02/24/2022	865 E 36 6499 15 001 0 99 000				Amazon Capital Services	Senior Gifts Bags			79.96
48898	02/24/2022	240 E 35 6342 BK 101 0 99 000				Amazon Capital Services	Pan Liners for Jacob's Well			69.45
48898	02/24/2022	199 E 12 6329 00 001 0 99 000				Amazon Capital Services	books			68.60
48898	02/24/2022	199 E 11 6399 05 101 0 11 GEN				Amazon Capital Services	Supplies for Mrs. Rivera			58.55
48898	02/24/2022	461 E 36 6499 A6 001 0 91 000				Amazon Capital Services	Grips for Tennis			70.35
48898	02/24/2022	461 E 36 6499 AI 001 0 91 000				Amazon Capital Services	Shoes for Asst. Soccer Coach			119.99
48898	02/24/2022	865 E 36 6499 CR 101 0 99 000				Amazon Capital Services	Snacks for 4th Grade Chess Club			24.48
48898	02/24/2022	199 E 11 6399 00 102 0 11 GEN				Amazon Capital Services	STEM			185.00
48898	02/24/2022	199 E 41 6399 00 701 0 99 000				Amazon Capital Services	supplies			46.29
48898	02/24/2022	199 E 11 6399 03 101 0 11 GEN				Amazon Capital Services	Supplies for Mrs. Myers			230.97
48898	02/24/2022	461 E 36 6499 37 101 0 99 000				Amazon Capital Services	Supplies for Brinkman			119.45
48898	02/24/2022	199 E 11 6399 00 041 0 11 SCI				Amazon Capital Services	Amazon Supplies			81.90
48898	02/24/2022	199 E 11 6399 03 101 0 11 GEN				Amazon Capital Services	Supplies for Mrs. Myers			167.20
48898	02/24/2022	199 E 11 6399 03 101 0 11 GEN				Amazon Capital Services	Supplies for Mrs. Grant			88.95
48898	02/24/2022	199 E 11 6399 00 001 0 11 MTH				Amazon Capital Services	erasers white			14.98
48898	02/24/2022	199 E 11 6399 00 101 0 11 GEN				Amazon Capital Services	Supplies for Science Lab			575.01
48898	02/24/2022	199 E 11 6399 03 101 0 11 GEN				Amazon Capital Services	Supplies for Ms. Carpenter			141.28
48898	02/24/2022	199 E 11 6399 04 101 0 11 GEN				Amazon Capital Services	Supplies for Mrs. Biggers			66.46
48898	02/24/2022	199 E 11 6399 04 101 0 11 GEN				Amazon Capital Services	Supplies for Mrs. Bursiel			83.14
48898	02/24/2022	199 E 11 6399 05 101 0 11 GEN				Amazon Capital Services	Supplies for Mrs. Perry			108.75
48898	02/24/2022	199 E 11 6399 03 101 0 11 GEN				Amazon Capital Services	Supplies for Mrs. Grant			36.50
48898	02/24/2022	199 E 11 6399 00 101 0 11 GEN				Amazon Capital Services	Supplies for Myers			237.38
48898	02/24/2022	199 E 11 6399 PK 102 0 32 GEN				Amazon Capital Services	PTO\$ and Class \$			152.00
48898	02/24/2022	461 E 36 6499 49 102 0 99 000				Amazon Capital Services	PTO\$ and Class \$			99.98
48898	02/24/2022	461 E 36 6499 SO 001 0 23 000				Amazon Capital Services	bowling set			439.96
									Totals for 48898	3,366.58
48899	02/24/2022	199 E 51 6259 09 001 0 99 000				Aqua Texas, Inc	2021-2022: Sewer - February 2022			609.66
48899	02/24/2022	199 E 51 6259 09 041 0 99 000				Aqua Texas, Inc	2021-2022: Sewer - February 2022			1,385.29

CHECK										ACCOUNT		INVOICE		
NUMBER	DATE	NUMBER	VENDOR							DESCRIPTION	AMOUNT			
48899	02/24/2022	199 E 51 6259 09 804 0 99 000	Aqua Texas, Inc							2021-2022: Sewer - February 2022	189.29			
48899	02/24/2022	199 E 51 6259 09 836 0 99 000	Aqua Texas, Inc							2021-2022: Sewer - February 2022	1,987.42			
48899	02/24/2022	199 E 51 6259 06 101 0 99 000	Aqua Texas, Inc							2021-2022: Water and Sewer - February 2022	945.03			
48899	02/24/2022	199 E 51 6259 06 801 0 99 000	Aqua Texas, Inc							2021-2022: Water and Sewer - February 2022	180.08			
48899	02/24/2022	199 E 51 6259 06 802 0 99 000	Aqua Texas, Inc							2021-2022: Water and Sewer - February 2022	180.08			
48899	02/24/2022	199 E 51 6259 06 805 0 99 000	Aqua Texas, Inc							2021-2022: Water and Sewer - February 2022	180.08			
48899	02/24/2022	199 E 51 6259 09 101 0 99 000	Aqua Texas, Inc							2021-2022: Water and Sewer - February 2022	1,339.13			
48899	02/24/2022	199 E 51 6259 09 801 0 99 000	Aqua Texas, Inc							2021-2022: Water and Sewer - February 2022	225.15			
48899	02/24/2022	199 E 51 6259 09 802 0 99 000	Aqua Texas, Inc							2021-2022: Water and Sewer - February 2022	225.15			
48899	02/24/2022	199 E 51 6259 09 805 0 99 000	Aqua Texas, Inc							2021-2022: Water and Sewer - February 2022	225.14			
48899	02/24/2022	199 E 51 6259 06 102 0 99 BHP	Aqua Texas, Inc							2021-2022: Water and Sewer - February 2022	754.88			
									Totals for 48899	8,426.38				
48900	02/24/2022	461 E 36 6499 AD 001 0 91 000	Athletic Supply Inc.							Hoodies for Boys Track	628.00			
									Totals for 48900	628.00				
48901	02/24/2022	195 E 11 6395 00 001 0 11 000	B & H Photo & Electronics Corp.							Asus Computer Monitor for the High School	166.51			
									Totals for 48901	166.51				
48902	02/24/2022	199 E 11 6329 00 001 0 11 SOS	Biggers, Bradley							reimb Voice of Freedom	22.50			
									Totals for 48902	22.50				
48903	02/24/2022	461 E 36 6499 43 001 0 99 000	Boerne High School							meet refund	10.00			
									Totals for 48903	10.00				
48904	02/24/2022	161 E 36 6399 00 001 0 91 GTR	BSN Sports Inc.							Stop watches for Track	343.20			
48904	02/24/2022	161 E 36 6399 00 001 0 91 GTR	BSN Sports Inc.							Shirts for Track	926.10			
									Totals for 48904	1,269.30				
48905	02/24/2022	161 E 36 6499 00 001 0 91 TRA	Canyon High School							COMAL ISD Relays 02-17-22 Entry Fee	300.00			
									Totals for 48905	300.00				
48906	02/24/2022	199 E 11 6399 00 001 0 22 CTE	Carolina Biological Supply Company							Lab supplies	1,402.31			
									Totals for 48906	1,402.31				
48907	02/24/2022	161 E 36 6299 GO 001 0 91 DCO	Causey, Robert							Official for basketball 1-25-22	100.00			
									Totals for 48907	100.00				
48908	02/24/2022	199 E 11 6395 00 101 0 11 GEN	CDW Government, Inc.							Interactive touch screen and wall mount	7,200.00			

CHECK		CHECK		ACCOUNT		INVOICE				
NUMBER	DATE	NUMBER				VENDOR	DESCRIPTION		AMOUNT	
48908	02/24/2022	195 E 11 6395 00 101 0 11 000				CDW Government, Inc.	Interactive touch screen and wall mount		7,200.00	
48908	02/24/2022	461 E 36 6499 49 101 0 99 000				CDW Government, Inc.	Interactive touch screen and wall mount		7,200.00	
48908	02/24/2022	195 E 11 6395 00 001 0 11 000				CDW Government, Inc.	Chromeboxes for the High School		341.00	
									Totals for 48908	21,941.00
48909	02/24/2022	199 E 52 6299 00 041 0 99 000				Compliance Consortium Corp.	2021-2022: JH Student Drug & Alcohol Testing on 02/07/2022		275.00	
48909	02/24/2022	199 E 52 6299 00 001 0 99 000				Compliance Consortium Corp.	2021-2022: HS Student Drug & Alcohol Testing on 02/07/2022		1,379.00	
									Totals for 48909	1,654.00
48911	02/24/2022	199 E 51 6319 00 102 0 99 BHP				Cragg's Do It Best Lumber & Home Ce Maint. materials and supplies - Open PO			219.84	
									Totals for 48911	219.84
48912	02/24/2022	199 E 51 6249 00 808 0 99 000				Diamond D Glass	Window for the Field House		325.00	
									Totals for 48912	325.00
48913	02/24/2022	461 E 36 6499 A8 001 0 91 000				Dominguez, Laura	Official for HS Basketball Tournament 122921		97.50	
48913	02/24/2022	461 E 36 6499 AA 001 0 91 000				Dominguez, Laura	Official for HS Basketball Tournament 122921		97.50	
									Totals for 48913	195.00
48914	02/24/2022	161 E 36 6299 GO 001 0 91 DCO				Douglas, Brendan	Official for Girls Basketball 02-08-22		175.00	
									Totals for 48914	175.00
48915	02/24/2022	161 E 36 6299 GW 001 0 91 DCO				Dydalewicz, Thaddeus	Book for Girls/Boys Basketball Season		195.00	
48915	02/24/2022	461 E 36 6499 A8 041 0 91 000				Dydalewicz, Thaddeus	Book for Girls/Boys Basketball Season		60.00	
									Totals for 48915	255.00
48916	02/24/2022	281 E 81 6639 00 001 2 99 ESS				Extreme Texas Air LLC	RFP #2021-11 HVAC A/C Unit Upgrades at WHS		14,470.20	
									Totals for 48916	14,470.20
48917	02/24/2022	199 E 12 6329 00 001 0 99 000				Follett Content Solutions LLC	Almanacs		89.65	
									Totals for 48917	89.65
48918	02/24/2022	493 E 11 6399 00 001 0 11 G08				Ford Audio-Video Systems, LLC	*****WEF***** Lone Star Theater Hands Free Sound Expansion Grant		1,122.00	
									Totals for 48918	1,122.00
48919	02/24/2022	161 E 36 6499 00 001 0 91 BAB				Fredericksburg High School	Baseball Tournament 2/24/22-2/26-22		275.00	
									Totals for 48919	275.00

CHECK		CHECK		ACCOUNT		INVOICE			
NUMBER	DATE	NUMBER				VENDOR	DESCRIPTION		AMOUNT
48920	02/24/2022	199 E 11 6411 MI 001 0 24 HBS				Gold, Cheyenne	Mileage Reimbursement for travel to and from homebound student on 02/14/2022 & 02/16/2022		21.06
Totals for 48920									21.06
48921	02/24/2022	199 E 51 6319 00 102 0 99 BHP				Grainger, W W	Chain Hoist for Maintenance Dept.		282.84
Totals for 48921									282.84
48922	02/24/2022	199 E 11 6399 00 041 0 23 000				Griffis, John	re-enforcers for classroom		25.04
48922	02/24/2022	199 E 11 6399 00 041 0 23 000				Griffis, John	re-enforcers for classroom		25.75
48922	02/24/2022	199 E 11 6399 00 041 0 23 000				Griffis, John	re-enforcers for classroom		17.64
48922	02/24/2022	199 E 11 6399 00 041 0 23 000				Griffis, John	re-enforcers for classroom		21.64
48922	02/24/2022	199 E 11 6399 00 041 0 23 000				Griffis, John	re-enforcers for classroom		18.25
48922	02/24/2022	199 E 11 6399 00 041 0 23 000				Griffis, John	re-enforcers for classroom		14.00
48922	02/24/2022	199 E 11 6399 00 041 0 23 000				Griffis, John	re-enforcers for classroom		13.73
48922	02/24/2022	199 E 11 6399 00 041 0 23 000				Griffis, John	re-enforcers for classroom		43.86
48922	02/24/2022	199 E 11 6399 00 041 0 23 000				Griffis, John	re-enforcers for classroom		25.51
Totals for 48922									205.42
48923	02/24/2022	461 E 36 6499 00 101 0 99 000				Harcourt Outlines, Inc	Vending Machine Notebooks		65.20
Totals for 48923									65.20
48926	02/24/2022	240 E 35 6341 BK 101 0 99 000				Hardie's Fresh Foods	2021-2022: Breakfast and Lunch Food for JWE		28.55
48926	02/24/2022	240 E 35 6341 LU 101 0 99 000				Hardie's Fresh Foods	2021-2022: Breakfast and Lunch Food for JWE		292.80
48926	02/24/2022	240 E 35 6341 BK 101 0 99 000				Hardie's Fresh Foods	2021-2022: Breakfast and Lunch Food for JWE		6.00
48926	02/24/2022	240 E 35 6341 LU 101 0 99 000				Hardie's Fresh Foods	2021-2022: Breakfast and Lunch Food for JWE		100.50
48926	02/24/2022	240 E 35 6341 BK 101 0 99 000				Hardie's Fresh Foods	2021-2022: Breakfast and Lunch Food for JWE		20.61
48926	02/24/2022	240 E 35 6341 LU 101 0 99 000				Hardie's Fresh Foods	2021-2022: Breakfast and Lunch Food for JWE		185.49
48926	02/24/2022	240 E 35 6341 LU 041 0 99 000				Hardie's Fresh Foods	2021-2022: Breakfast and Lunch Food for Danforth JH		205.30
48926	02/24/2022	240 E 35 6341 BK 041 0 99 000				Hardie's Fresh Foods	2021-2022: Breakfast and Lunch Food for Danforth JH		17.20
48926	02/24/2022	240 E 35 6341 LU 001 0 99 000				Hardie's Fresh Foods	2021-2022: Breakfast and Lunch Food for WHS		30.91
48926	02/24/2022	240 E 35 6341 BK 001 0 99 000				Hardie's Fresh Foods	2021-2022: Breakfast and Lunch Food for WHS		3.44
48926	02/24/2022	240 E 35 6341 00 999 0 99 KAP				Hardie's Fresh Foods	2021-2022: Breakfast and Lunch Food for WHS		34.35
48926	02/24/2022	240 E 35 6341 LU 001 0 99 000				Hardie's Fresh Foods	2021-2022: Breakfast and Lunch Food for WHS		30.91
48926	02/24/2022	240 E 35 6341 BK 001 0 99 000				Hardie's Fresh Foods	2021-2022: Breakfast and Lunch Food for WHS		3.44
48926	02/24/2022	240 E 35 6341 00 999 0 99 KAP				Hardie's Fresh Foods	2021-2022: Breakfast and Lunch Food for WHS		34.35
48926	02/24/2022	240 E 35 6341 LU 001 0 99 000				Hardie's Fresh Foods	2021-2022: Breakfast and Lunch Food for WHS		30.91
48926	02/24/2022	240 E 35 6341 BK 001 0 99 000				Hardie's Fresh Foods	2021-2022: Breakfast and Lunch Food for WHS		3.44
48926	02/24/2022	240 E 35 6341 00 999 0 99 KAP				Hardie's Fresh Foods	2021-2022: Breakfast and Lunch Food for WHS		34.35
48926	02/24/2022	240 E 35 6341 LU 001 0 99 000				Hardie's Fresh Foods	2021-2022: Breakfast and Lunch Food for WHS		218.33

CHECK		CHECK		ACCOUNT		INVOICE			
NUMBER	DATE	NUMBER			VENDOR	DESCRIPTION		AMOUNT	
48926	02/24/2022	240 E 35 6341 BK 001 0 99 000			Hardie's Fresh Foods	2021-2022: Breakfast and Lunch Food for WHS		18.37	
						Totals for 48926		1,299.25	
48927	02/24/2022	199 E 41 6439 00 702 0 99 000			Hays County Elections Administrator	Election Costs for November 2021		8,800.45	
						Totals for 48927		8,800.45	
48928	02/24/2022	161 E 36 6499 PD 001 0 91 GBB			Hays High School	Wimberley vs. Geronimo Navarro Girls Basketball Playoff 02/14/22		205.04	
						Totals for 48928		205.04	
48929	02/24/2022	865 E 36 6499 KC 101 0 99 000			HEB Credit Receivables	Sunshine Club Kindness Teacher Card Treats for Feb. 17th		259.26	
						Totals for 48929		259.26	
48930	02/24/2022	461 E 36 6499 AF 001 0 91 000			Hellas Construction, Inc.	Rubber for Baseball/Softball Fields		750.00	
48930	02/24/2022	461 E 36 6499 AG 001 0 91 000			Hellas Construction, Inc.	Rubber for Baseball/Softball Fields		750.00	
						Totals for 48930		1,500.00	
48931	02/24/2022	199 E 51 6299 00 830 0 99 000			Herrgon Maintenance LLC	Lawn Maintenance Service Contract - February 2022		8,416.67	
						Totals for 48931		8,416.67	
48932	02/24/2022	199 E 11 6399 00 101 0 11 PED			House Of Ribbons	Supplies for PE		238.95	
						Totals for 48932		238.95	
48933	02/24/2022	199 E 51 6259 07 041 0 99 000			Hydro Gas Co.	2021-2022: Propane at Danforth on 02/08/2022		3,038.43	
48933	02/24/2022	199 E 51 6259 07 001 0 99 000			Hydro Gas Co.	2021-2022: Propane at WHS on 02/08/2022		1,736.22	
						Totals for 48933		4,774.65	
48934	02/24/2022	492 E 13 6411 00 833 0 37 G01			International Dyslexia Assoc.	Registration for International Dyslexia Conference 2021-virtual Lauri Grisham		449.00	
						Totals for 48934		449.00	
48935	02/24/2022	199 E 51 6319 00 102 0 99 BHP			Johnstone Supply	HVAC Condenser Motor and fan blade for Blue Hole		790.82	
						Totals for 48935		790.82	
48936	02/24/2022	161 E 36 6299 GO 001 0 91 DCO			Kunz, Craig	Official for Baseball Scrimmage 2-7-22		30.00	
						Totals for 48936		30.00	
48937	02/24/2022	199 E 11 6399 00 102 0 33 000			Lakeshore Learning Materials	Classroom management		56.97	
						Totals for 48937		56.97	

CHECK		CHECK		ACCOUNT		INVOICE				
NUMBER	DATE	NUMBER				VENDOR	DESCRIPTION			AMOUNT
48938	02/24/2022	161 E 36 6299 GO 041 0 91 DCO				Lewis, Richard	Official for JH basketball & varsity tournament			145.00
48938	02/24/2022	461 E 36 6499 A8 001 0 91 000				Lewis, Richard	Official for JH basketball & varsity tournament			97.50
48938	02/24/2022	461 E 36 6499 AA 001 0 91 000				Lewis, Richard	Official for JH basketball & varsity tournament			97.50
									Totals for 48938	340.00
48939	02/24/2022	161 E 36 6499 00 001 0 91 BAB				Liberty Hill All Sports Booster Clu	Baseball Tournament 03/03/22-03/05/22			300.00
									Totals for 48939	300.00
48940	02/24/2022	161 E 36 6299 GO 001 0 91 DCO				Loredo, David	Official for Girls Basketball 1-25-22			175.00
									Totals for 48940	175.00
48941	02/24/2022	161 E 36 6299 GO 001 0 91 DCO				Losoya, Johnny	Official for Boys Basketball 02-05-22			120.00
48941	02/24/2022	161 E 36 6299 GO 001 0 91 DCO				Losoya, Johnny	Official for Basketball 02-01-22			175.00
									Totals for 48941	295.00
48942	02/24/2022	199 E 51 6319 01 001 0 99 000				Matera Paper Co., Inc.	Custodial Supplies			31.88
48942	02/24/2022	199 E 51 6319 01 041 0 99 000				Matera Paper Co., Inc.	Custodial Supplies			31.88
48942	02/24/2022	199 E 51 6319 01 101 0 99 000				Matera Paper Co., Inc.	Custodial Supplies			31.88
48942	02/24/2022	199 E 51 6319 01 102 0 99 BHP				Matera Paper Co., Inc.	Custodial Supplies			31.86
48942	02/24/2022	199 E 51 6319 01 001 0 99 000				Matera Paper Co., Inc.	Custodial Supplies			50.75
48942	02/24/2022	199 E 51 6319 01 041 0 99 000				Matera Paper Co., Inc.	Custodial Supplies			50.75
48942	02/24/2022	199 E 51 6319 01 101 0 99 000				Matera Paper Co., Inc.	Custodial Supplies			50.75
48942	02/24/2022	199 E 51 6319 01 102 0 99 BHP				Matera Paper Co., Inc.	Custodial Supplies			50.75
									Totals for 48942	330.50
48943	02/24/2022	199 E 11 6399 00 001 0 22 MFG				Matheson Tri-Gas, Inc.	Cylinders gas - March 2022			76.00
48943	02/24/2022	199 E 11 6399 00 001 0 22 MFG				Matheson Tri-Gas, Inc.	Cylinders gas - March 2022			41.00
									Totals for 48943	117.00
48944	02/24/2022	199 E 11 6399 00 001 0 11 MTH				McGraw-Hill School Education, Inc.	3 mo Aleks subscription			186.00
									Totals for 48944	186.00
48945	02/24/2022	199 E 34 6311 GS 805 0 23 000				Midtex Oil, L.P.	2021-2022: Unleaded Fuel on 02/11/2022			428.52
48945	02/24/2022	199 E 51 6311 GS 830 0 99 000				Midtex Oil, L.P.	2021-2022: Unleaded Fuel on 02/11/2022			1,444.70
48945	02/24/2022	199 E 34 6311 GS 805 0 99 000				Midtex Oil, L.P.	2021-2022: Unleaded Fuel on 02/11/2022			428.52
48945	02/24/2022	195 E 53 6311 GS 831 0 99 000				Midtex Oil, L.P.	2021-2022: Unleaded Fuel on 02/11/2022			146.92
48945	02/24/2022	199 E 34 6311 DS 805 0 99 000				Midtex Oil, L.P.	2021-2022: Diesel Fuel on 02/11/2022			6,631.25
48945	02/24/2022	199 E 34 6311 DS 805 0 23 000				Midtex Oil, L.P.	2021-2022: Diesel Fuel on 02/11/2022			2,210.42

CHECK		CHECK		ACCOUNT		INVOICE				
NUMBER	DATE	NUMBER				VENDOR	DESCRIPTION			AMOUNT
48945	02/24/2022	199 E 34 6311 00 805 0 23 000				Midtex Oil, L.P.	2021-2022: Diesel Fuel on 02/11/2022			2.49
48945	02/24/2022	199 E 34 6311 00 805 0 99 000				Midtex Oil, L.P.	2021-2022: Diesel Fuel on 02/11/2022			7.46
									Totals for 48945	11,300.28
48946	02/24/2022	161 E 36 6299 GO 001 0 91 DCO				Morgan, Sean	Official for Basketball 02-01-22			175.00
48946	02/24/2022	161 E 36 6299 GO 001 0 91 DCO				Morgan, Sean	Official for Boys Basketball 02-05-22			120.00
									Totals for 48946	295.00
48947	02/24/2022	161 E 36 6299 GW 001 0 91 DCO				Morrow, Bryan	Clock for Boys Basketball 2/5/22			20.00
									Totals for 48947	20.00
48948	02/24/2022	161 E 36 6299 GO 001 0 91 DCO				Murphy, James	Official for basketball 1-28-22			100.00
									Totals for 48948	100.00
48949	02/24/2022	244 E 11 6399 00 001 2 22 000				Nasco Healthcare Inc	Health Science Supplies			4,487.48
									Totals for 48949	4,487.48
48950	02/24/2022	199 E 36 6495 00 001 0 99 SPC				National Speech & Debate Associatio	Membership Trudeau			20.00
									Totals for 48950	20.00
48951	02/24/2022	461 E 36 6499 AF 001 0 91 000				Navarro ISD	JV1 Baseball Tournament Reimbursement			275.00
									Totals for 48951	275.00
48952	02/24/2022	161 E 36 6499 PD 001 0 91 FTB				Northside ISD	Wimberley vs Ingleside Playoff @ Gustafson Stadium 11-19-21			1,309.06
									Totals for 48952	1,309.06
48953	02/24/2022	199 E 36 6299 00 001 0 99 SPC				Nunley, Hannah	UIL CX Debate consultation fees			355.00
									Totals for 48953	355.00
48954	02/24/2022	199 E 31 6399 00 001 0 99 000				Office Depot, Inc.	Labels			32.75
48954	02/24/2022	199 E 11 6399 00 001 0 23 000				Office Depot, Inc.	Classroom management/Supplies			41.91
48954	02/24/2022	199 E 21 6399 00 833 0 23 000				Office Depot, Inc.	Classroom management/Supplies			13.54
48954	02/24/2022	199 E 21 6399 00 833 0 23 000				Office Depot, Inc.	Classroom management/Supplies			21.12
48954	02/24/2022	199 E 11 6399 00 001 0 23 000				Office Depot, Inc.	Classroom management/Supplies			52.24
48954	02/24/2022	240 E 35 6395 00 999 0 99 000				Office Depot, Inc.	Printer for High School Kitchen Office			67.14
									Totals for 48954	228.70
48955	02/24/2022	161 E 36 6299 GO 001 0 91 DCO				Pace, Lonnie JR	Official for Baseball Scrimmage 2-7-22			30.00
									Totals for 48955	30.00

CHECK NUMBER	CHECK DATE	ACCOUNT NUMBER	VENDOR	INVOICE DESCRIPTION	AMOUNT
48956	02/24/2022	161 E 36 6299 GO 001 0 91 DCO	Parker, David	Official for Girls Basketball 02-08-22	175.00
Totals for 48956					175.00
48957	02/24/2022	199 E 23 6411 MI 001 0 99 000	Parker, Shiela	Mileage admn (meals will be reimbursed thru Payroll)	297.18
Totals for 48957					297.18
48958	02/24/2022	199 E 11 6399 00 001 0 11 SCI	Pasco	EP Comprehen Kits & Meter Stick Torque stick	90.33
Totals for 48958					90.33
48959	02/24/2022	162 E 11 6329 00 041 0 11 000	J W Pepper & Son, Inc.	Spring Concert Music Order	190.00
48959	02/24/2022	162 E 11 6329 00 041 0 11 000	J W Pepper & Son, Inc.	Spring Concert Music Order	131.99
Totals for 48959					321.99
48960	02/24/2022	162 E 11 6399 00 001 0 11 000	Perform America-Texas, LLC	Pre-UIL invoice for Perform America	350.00
Totals for 48960					350.00
48961	02/24/2022	199 E 41 6419 00 702 0 99 000	San Luis Resort, Spa & Conference	C Room for Board member - TASB Governance Camp, Will Conley	712.86
Totals for 48961					712.86
48962	02/24/2022	461 E 36 6499 AF 001 0 91 000	Slade, Greg	Reimbursement for baseball/softball concessions	266.03
48962	02/24/2022	461 E 36 6499 AG 001 0 91 000	Slade, Greg	Reimbursement for baseball/softball concessions	177.35
Totals for 48962					443.38
48963	02/24/2022	199 E 21 6399 00 833 0 23 000	Staples Business Advantage	Classroom supplies	33.84
48963	02/24/2022	199 E 11 6399 00 041 0 11 GEN	Staples Business Advantage	Supplies for Campus	518.49
Totals for 48963					552.33
48964	02/24/2022	199 E 51 6319 05 830 0 99 000	T & W Tire LLC	Tires for maintenance truck - M-09	363.20
Totals for 48964					363.20
48965	02/24/2022	195 E 53 6249 00 831 0 99 000	Technology For Education, LLC	Technology software for WHS	3,369.00
Totals for 48965					3,369.00
48966	02/24/2022	161 E 36 6299 GO 001 0 91 DCO	Test, Bradley	Official for Basketball 02-01-22	175.00
Totals for 48966					175.00
48967	02/24/2022	199 E 36 6412 00 001 0 99 SPC	Texas Forensic Association	entries	325.00
Totals for 48967					325.00

CHECK NUMBER	CHECK DATE	ACCOUNT NUMBER	VENDOR	INVOICE DESCRIPTION	AMOUNT
48968	02/24/2022	199 E 36 6412 00 001 0 99 SPC	Texas Forensic Association	Judge Bond	500.00
Totals for 48968					500.00
48969	02/24/2022	461 E 36 6499 AI 001 0 91 000	Thames, Lacy	Concession Reimbursement	33.12
Totals for 48969					33.12
48971	02/24/2022	281 E 81 6639 00 999 2 99 ESS	The Home Depot Pro	Drinking Fountain & Water Bottle Filler Combo Unit	7,371.00
48971	02/24/2022	199 E 34 6319 00 805 0 99 000	The Home Depot Pro	Vehicle Cleaning Supplies	77.52
48971	02/24/2022	240 E 35 6349 00 999 0 99 000	The Home Depot Pro	2XL Gloves (to replace order that did not arrive from Amazon)	327.60
48971	02/24/2022	199 E 51 6319 01 830 0 99 000	The Home Depot Pro	Step ladder for custodial dept.	70.33
48971	02/24/2022	199 E 51 6319 01 830 0 99 000	The Home Depot Pro	Step ladder for custodial dept.	-70.33
48971	02/24/2022	199 E 51 6319 01 830 0 99 000	The Home Depot Pro	Step ladder for custodial dept.	64.97
Totals for 48971					7,841.09
48973	02/24/2022	240 E 35 6341 BK 102 0 99 000	The New World Bakery, Inc	2021-2022: Breakfast and Lunch Food for Blue Hole	80.00
48973	02/24/2022	240 E 35 6341 BK 102 0 99 000	The New World Bakery, Inc	2021-2022: Breakfast and Lunch Food for Blue Hole	80.00
48973	02/24/2022	240 E 35 6341 LU 102 0 99 000	The New World Bakery, Inc	2021-2022: Breakfast and Lunch Food for Blue Hole	153.95
48973	02/24/2022	240 E 35 6341 LU 102 0 99 000	The New World Bakery, Inc	2021-2022: Breakfast and Lunch Food for Blue Hole	79.50
48973	02/24/2022	240 E 35 6341 BK 102 0 99 000	The New World Bakery, Inc	2021-2022: Breakfast and Lunch Food for Blue Hole	88.00
48973	02/24/2022	240 E 35 6341 LU 102 0 99 000	The New World Bakery, Inc	2021-2022: Breakfast and Lunch Food for Blue Hole	46.20
48973	02/24/2022	240 E 35 6341 BK 102 0 99 000	The New World Bakery, Inc	2021-2022: Breakfast and Lunch Food for Blue Hole	26.50
48973	02/24/2022	240 E 35 6341 LU 102 0 99 000	The New World Bakery, Inc	2021-2022: Breakfast and Lunch Food for Blue Hole	79.50
48973	02/24/2022	240 E 35 6341 BK 102 0 99 000	The New World Bakery, Inc	2021-2022: Breakfast and Lunch Food for Blue Hole	106.00
48973	02/24/2022	240 E 35 6341 LU 102 0 99 000	The New World Bakery, Inc	2021-2022: Breakfast and Lunch Food for Blue Hole	52.80
48973	02/24/2022	240 E 35 6341 BK 102 0 99 000	The New World Bakery, Inc	2021-2022: Breakfast and Lunch Food for Blue Hole	82.50
48973	02/24/2022	240 E 35 6341 LU 102 0 99 000	The New World Bakery, Inc	2021-2022: Breakfast and Lunch Food for Blue Hole	79.50
Totals for 48973					954.45
48974	02/24/2022	161 E 36 6499 00 001 0 91 GLF	Vaaler Creek Golf Club	Boys/Girls Golf Invitational 02/21/22 & 02/22/22	330.00
Totals for 48974					330.00
48975	02/24/2022	199 E 36 6412 00 001 0 99 UIL	Westwood High School	UIL entries	1,090.00
Totals for 48975					1,090.00
48976	02/24/2022	461 E 36 6499 A8 001 0 91 000	Whitten, Michael	Reimbursement for Coaches Meals	112.51
Totals for 48976					112.51



## FUND SUMMARY

<u>FUND</u>	<u>DESCRIPTION</u>	<u>BALANCE SHEET</u>	<u>REVENUE</u>	<u>EXPENSE</u>	<u>TOTAL</u>
161	Athletics Fund	0.00	0.00	18,099.22	18,099.22
162	Band	0.00	0.00	1,344.70	1,344.70
180	General Reimbursable Fund	214.11	0.00	0.00	214.11
195	ERATE/Technology	0.00	0.00	25,393.81	25,393.81
199	General Operating Fund	0.00	0.00	245,665.45	245,665.45
240	Food Service Fund	0.00	0.00	46,561.49	46,561.49
244	CARL PERKINS, TITLE I PART C	0.00	0.00	5,671.06	5,671.06
281	PPRP	0.00	0.00	21,841.20	21,841.20
461	Campus Activity Funds	0.00	0.00	68,584.52	68,584.52
492	San Marcos Civic Foundation	0.00	0.00	449.00	449.00
493	WISD Education Foundation	0.00	0.00	2,578.36	2,578.36
699	Capital Projects Fund	0.00	0.00	17,600.00	17,600.00
711	Afterschool Program	0.00	0.00	518.49	518.49
865	ACTIVITY FUND	0.00	0.00	836.98	836.98
***	Fund Summary Totals ***	214.11	0.00	455,144.28	455,358.39

\*\*\*\*\* End of report \*\*\*\*\*