



Board of Trustees
Agenda of Regular Meeting
Monday, December 13, 2021, 6:00 PM
WISD Admin Boardroom, 951 FM 2325, Wimberley, TX
78676

The subjects to be discussed or considered or upon which any formal action may be taken are as listed below. Items do not have to be taken in the order shown on this meeting notice. Unless removed from the consent agenda, items identified within the consent agenda will be acted on at one time.

The Presiding Officer will:

Call the meeting to order, determine a quorum, pledge of allegiance, invocation, welcome

Read the Vision Statement

Empowering and inspiring ALL students to achieve their FULL Potential!

Read the Mission Statement

Wimberley I.S.D. is dedicated to excellence in education that fosters a culture of kindness and respect, creates life-long learners and empowers students to make a positive impact in their community.

We Believe That:

- Everything that we do should help ensure the success of ALL of our students.
- As educators, we maximize class time in an engaging and challenging way.
- Our teachers are personally invested in our students.
- Students in Wimberley are committed to community service and the community supports students in return.
- A quality, public Wimberley I.S.D. education drives the future of a successful Texas.
- As a district, we strive to meet the needs of the “whole child”: academically, emotionally and socially.
- Wimberley I.S.D. provides the foundation to create engaged citizens who will become life-long learners.
- All our children, parents, faculty and staff should be treated with kindness and respect.
- We are committed to excellence in all we do.

Read WISD Goals

- Achieve excellence in education
- Foster a culture of kindness and respect
- Create life-long learners
- Make a positive community impact

1. **Call the meeting to order and determine a quorum**

Presiding Officer

2. **Special Recognition**

A. Student State Qualifiers - Individuals and Teams

3. **Public Hearing on 2019-20 District FIRST Rating Report**

4

4. **PUBLIC FORUM**

Before we begin, I will remind the audience of the Board of Trustees' Public Comment rules:

- Persons who wish to present public comments must sign in prior to meeting start on the day of the meeting and list his/her name; name of the group that he/she represents; and agenda item.
- Each speaker's submitted comments will be allowed three minutes for presentation to the Board, with six minutes granted to a person with a translator. A group of five

persons or more shall appoint one speaker who will be allowed 3 minutes for public comments.

- The same rules will be observed for public comments on non-agenda items with the following exceptions, 1) public comments on non-agenda items will only be scheduled for regular meetings of the Board and 2) the total time that will be allowed on non-agenda public comments will be 30 minutes.
- Please keep your comments or criticisms civil and courteous.
- Please also avoid using profanity and refrain from making personal attacks on others.
- Except for the speaker's student, no other student's name or identity should be discussed.
- If you have a concern that you would like heard and resolved, please present your concern through the District's grievance policies. Grievance forms can be obtained at the Central Administration Office or on the District's website.
- Trustees are not permitted by law to respond or discuss public comments. However, the Board President may direct a speaker to the appropriate administrator for further discussion.

Presiding Officer

5. **Consent Agenda**

Discussion and necessary action - The following items may be considered in part or in entirety.

Presiding Officer

- A. Acceptance of the Agenda
- B. Student Enrollment, December 7, 2021 48
- C. Minutes of the Regular Meeting, November 15, 2021 50
- D. Minutes of the Called Meeting, November 10, 2021 55
- E. Minutes of the Called Meeting, November 15, 2021 57
- F. WHS Course Book changes for 2022-2023 school year 58
- G. Contract with Hays County Constable regarding traffic control 60

6. **Athletic Storage Building update**

7. **Reading Academies, K-3** 61

Dwain York, Dara Richardson, SueAnna Thomas

- A. Possible Approval of Stipend for Reading Academies

Dwain York, Dara Richardson, SueAnna Thomas

8. **District of Innovation Update** 62

9. **Approve Texan Stadium Scoreboard Replacement**

- A. Approve VCRNOW Contract
- B. Approve Method of Payment for Scoreboard

10. **Face-to-Face, First Tuesdays**

Presiding Officer

11. **Action to approve RFP #2021-11 HVAC A/C Unit Upgrades at WHS**

CFO Santiago

12. **Reports**

Discussion and necessary action to include, but not limited to:

- A. Health and Safety Report
 - 1) School Resource Officer 69

The SRO report is included in the packet. No discussion held.
- B. CFO's Report
 - Chief Financial Officer
 - 1) Financials 70
 - 2) Check Register 90
 - 3) Quarterly Investment Report (1st Quarter) 134

13. **Closed Session**

The Board may adjourn into closed session pursuant to Texas Government Code Section: 551.071 *et seq.* The Board may then re-enter into Open Session for further discussion and necessary action.

Presiding Officer

A. Deliberation Regarding Security Devices or Security Audits. *Texas Gov't Code §551.076 and §551.089*

B. Personnel Matters. *Texas Gov't Code §551.074*

1) New hires/terminations/employee discipline

C. Deliberation Regarding Real Property. *Texas Gov't Code §551.072*

D. Consultation With Attorney. *Texas Gov't Code §551.071*

14. The Board will reconvene and Take Possible Action on Items Discussed in Executive Session

Presiding Officer

15. Prepare for next meeting

Discussion to include, but not limited to: Set date, time, and place of next meeting, upcoming agenda items

Presiding Officer

16. Adjourn

Presiding Officer

School Financial Integrity Rating System of Texas



Annual Financial Management Report

4

WIMBERLEY ISD

MOISES SANTIAGO, CHIEF FINANCIAL OFFICER

Public Hearing Date: December 13, 2021

What is School FIRST?

- Beginning with the 2001-02 fiscal year, the financial health of every school district in Texas is evaluated as part of a financial accountability system known as Schools FIRST.
- A financial accountability system for Texas school districts developed by the Texas Education Agency in response to Senate Bill 875 of the 76th Texas Legislature in 1999 and amendments under House Bill 5, 83rd Texas Legislature, Regular Session, 2013.
- This is the 18th Year for School FIRST

Primary Goal/Development

- The School Financial Integrity Rating System of Texas (FIRST), ensures that Texas public schools are held accountable for the quality of their financial management practices and that they improve those practices.
- *The **primary goal** is to achieve quality performance in the management of school districts' financial resources.*
- *The system is designed to encourage Texas public schools to better manage their financial resources to provide the maximum allocation possible for direct instructional purposes.*
- The **2020-21** School FIRST rating is based upon an analysis of staff and student data reported for the **2019-2020** school year, and budgetary and actual financial data for the fiscal year ended **August 31, 2020**.

How Ratings are Assessed

➤ The School First accountability rating system assigns four possible financial accountability ratings to Texas school districts.

❖ A = Superior 90-100 points

❖ B = Above Standard 80-89 points

❖ C = Meets Standard 60-79

❖ F = Substandard Achievement <60

2019-20 Statewide Overall Statistics

Rating	2019-20 Count	(+/-)	2018-19 Count	% (+/-)	2019-20 Enrollment	(+/-)	2018-19 Enrollment	% (+/-)
A = Superior	856	(42)	898	-4.7%	4,352,051	(459,002)	4,811,053	-9.5%
B = Above Standard	111	30	81	37.0%	420,754	239,787	180,967	132.5%
C = Meets Standard	42	10	32	31.3%	302,061	249,596	52,465	475.7%
F = Substandard Achievement	11	2	9	22.2%	67,277	17,593	49,684	35.4%
Total	1,020	0	1,020	0.0%	5,142,143	47,974	5,094,169	0.9%

Wimberley Independent School District's FIRST Rating

➤ **Wimberley Independent School District received a rating of A = Superior. Scoring 92 out of 100 points.**

➤ The “Superior” rating is the state’s highest, demonstrating the quality of Wimberley ISD’s financial management and reporting system.

Wimberley ISD's FIRST Report

- The District's FIRST Report includes information to assist the reader in understanding the FIRST rating system and Wimberley ISD's rating.
- The 2019-20 District rating, including District status detail can be found on pages 3-4 of the report.
- How Ratings are Assessed are on pages 5-7.
- Required Disclosures are pages 8-9.
- Glossary is on pages 10-16.

Indicator Categories

- **CRITICAL INDICATORS** (1-5) Count as 1 Point each

Failure to meet the requirements of a “Critical Indicator” will cause a school district to fail FIRST for the applicable year.

- **SOLVENCY INDICATORS** (6-14) 10 Max Points each

- *Eliminated 1 indicator*

- *Added 3 new indicators*

- **FINANCIAL COMPETENCY INDICATORS** (15-20)

- *Eliminated 1 indicator*

- *Added 4 new indicators.*

Indicator #1

- Was the complete annual financial report (AFR) and data submitted to the TEA within 30 days of the November 27 or January 28 deadline depending on the school district's fiscal year end date of June 30 or August 31, respectively?

YES

Indicator #2

- Was there an unmodified opinion in the AFR on the financial statements as a whole?

YES

Indicator #3

- Was the school district in compliance with the payment terms of all debt agreements at fiscal year end?

YES

Indicator #4

- Did the school district make timely payments to the Teachers Retirement System (TRS), Texas Workforce Commission (TWC), Internal Revenue Service (IRS), and other government agencies?

YES

Indicator #5

➤ Was the total Unrestricted Net Position Balance (Net of the accretion of interest for capital appreciation bonds) in the governmental activities column in the Statement of Net Positions greater than zero? (If the school district's change of students in membership over 5 years was 7 percent or more, then the school district passes this indicator.)

➤ *This indicator is being re-evaluated by TEA due to the requirements of GASB 75 and is not being scored.*



Indicator #6

- Was the average change in (assigned and unassigned) fund balances over 3 years less than a 25 percent decrease or did the current year's assigned and unassigned fund balances exceed 75 days of operational expenditures?

PASSED

Indicator #7

➤ Was the number of days of cash on hand and current investments in the general fund for the school district sufficient to cover operating expenditures (excluding facilities acquisition and construction)?

➤ 10 Points

Indicator #8

➤ Was the measure of current assets to current liabilities ratio for the school district sufficient to cover short-term debt?

➤ 8 Points

	2019-20	2018-19	2017-18	2016-17
Cash	1,383,655	481,422	989,843	940,174
Current Investments	17,753,631	44,549,091	49,933,823	9,595,863
Other Assets	1,147,010	1,623,120	1,373,228	1,145,787
Total Current Assets	20,284,296	46,653,633	52,296,894	11,681,824
Bond Due Within One Year	2,145,000	1,004,799	615,194	1,460,000
Other Current Liabilities	4,640,869	3,701,662	2,095,994	2,011,183
Total Current Liabilities	6,785,869	4,706,461	2,711,188	3,471,183
Ratio of Current Assets to Liabilities	2.9892	9.9127	19.2893	3.3654
Range	<3.0 >=2.5	>=3.0	>=3.0	
Rating	8	10	10	

Indicator #9

- Did the school district's general fund revenues equal or exceed expenditures (excluding facilities acquisition and construction)? If not, was the school district's number of days of cash on hand greater than or equal to 60 days?

- 10 Points



Indicator #10

➤ Did the school district average less than a 10 percent variance (90% to 110% when comparing budgeted revenues to actual revenues for the last 3 fiscal years?)

➤ 10 Points

➤ *This indicator will be excluded from the 2021-22 FIRST ratings due to the uncertainty of ADA and the adjustments being made to state funding.*

Indicator #11

- Was the ratio of long-term liabilities to total assets for the school district sufficient to support long-term solvency? If the school district's increase of students in membership over 5 years was 7 percent or more, then the school district automatically passes this indicator.

- 10 Points



Indicator #12

➤ Was the debt per \$100 of assessed property value ratio sufficient to support future debt repayments?

➤ 8 Points

DETERMINATION OF POINTS



	2019-20	2018-19	2017-18
(Total Local and Intermediate Sources / Total Revenue)	6,190,334 6,260,916	5,629,766 5,708,339	3,971,470 4,049,012
* Local Term Liabilities *100 / Assessed Property Value	112,354,437 2,245,068,647	106,248,375 2,028,233,654	107,251,768 1,807,225,553
Ratio	4.9481	5.1664	5.8210
	> 4 <= 7 8	> 4 <= 7 8	> 4 <= 7 8

Indicator #13

➤ Was the school district's administrative cost ratio equal to or less than the threshold ratio?

➤ 6 Points

➤ 0.1461 (ADA 2,338)

Administrative Cost Standards

Enrollment (ADA)	Standard
10,000 & above	0.1105
5,000 to 9,999	0.1250
1,000 to 4,999	0.1401
500 to 999	0.1561
Less than 500	0.2654
* Sparsity Adjustment Value	0.3614

DETERMINATION OF POINTS

ADA Size	10	8	6	4	2	0
10,000 and Above	<= 0.0855	> 0.0855 <= 0.1105	> 0.1105 <= 0.1355	> 0.1355 <= 0.1605	> 0.1605 <= 0.1855	> 0.1855
5,000 to 9,999	<= 0.1000	> 0.1000 <= 0.1250	> 0.1250 <= 0.1500	> 0.1500 <= 0.1750	> 0.1750 <= 0.2000	> 0.2000
1,000 to 4,999	<= 0.1151	> 0.1151 <= 0.1401	> 0.1401 <= 0.1651	> 0.1651 <= 0.1901	> 0.1901 <= 0.2151	> 0.2151
500 to 999	<= 0.1311	> 0.1311 <= 0.1561	> 0.1561 <= 0.1811	> 0.1811 <= 0.2061	> 0.2061 <= 0.2311	> 0.2311
Less than 500	<= 0.2404	> 0.2404 <= 0.2654	> 0.2654 <= 0.2904	> 0.2904 <= 0.3154	> 0.3154 <= 0.3404	> 0.3404
Sparse	<= 0.3364	> 0.3364 <= 0.3614	> 0.3614 <= 0.3864	> 0.3864 <= 0.4114	> 0.4114 <= 0.4364	> 0.4364

Indicator #14

- Did the school district not have a 15 percent decline in the students to staff ratio over 3 years (total enrollment to total staff)? (If the student enrollment did not decrease, the school district will automatically pass this indicator.)

- 10 Points



Indicator #15

- Was the school district's ADA within the allotted range of the district's biennial pupil projection(s) submitted to TEA?
- 5 Points (Max Points)
- *This indicator will be excluded from the 2021-22 FIRST ratings due to the uncertainty of ADA and the adjustments being made to state funding.*

Indicator #16

- Did the comparison of Public Education Information Management System (PEIMS) data to like information in the school district's AFR result in a total variance of less than 3 percent of all expenditures by function?

PASSED



Indicator #17

- Did the external independent auditor report that the AFR was free of any instance(s) of material weaknesses in internal controls over financial reporting and compliance for local, state, or federal funds?

PASSED

Indicator #18

➤ Did the external independent auditor report that the AFR was free of any instance(s) of material weaknesses in internal controls over financial reporting and compliance for local, state, or federal funds?

➤ 10 Points



Indicator #19

➤ Did the school district post the required financial information on its website in accordance with Government Code, Local Government Code, Texas Education Code, Texas Administrative Code and other statutes, laws and rules that were in effect at the school district's fiscal year end?

➤ 5 Points (Max Points)



Indicator #20

- Did the school board members discuss the district's property values at a board meeting within 120 days before the district adopted its budget?

PASSED

Questions?

➤ Questions regarding Wimberley ISD's FIRST report/rating?

➤ Contact:

Moises Santiago

Chief Financial Officer

951 FM 2325; Wimberley TX, 78676

(512) 847-2414

moises.santiago@wimberleyisd.net



Wimberley ISD
Strength. Innovation. Excellence.

Wimberley Independent School District

Division of Business Support Services

951FM 2325
Wimberley, Texas 78676
Ph: (512) 847-2414
Fx: (512) 847-2142

Date: December 13, 2021

Mr. York and Members of the Wimberley Independent School District Board of Trustees,

I am proud to report that Wimberley Independent School District has earned a rating of “A” for “Superior Achievement”, receiving a score of 92, under Texas’ School FIRST financial accountability rating system. The “Superior Achievement” rating is the state’s highest, demonstrating the quality of Wimberley ISD’s financial management and reporting system.

This is the 16th year of School FIRST (Financial Accountability Rating System of Texas), a financial accountability system for Texas school districts developed by the Texas Education Agency in response to Senate Bill 875 of the 76th Texas Legislature in 1999 and amendments under House Bill 5, 83rd Texas Legislature, Regular Session, 2013. The primary goal of School FIRST is to achieve quality performance in the management of school districts’ financial resources, a goal made more significant due to the complexity of accounting associated with Texas’ school finance system.

This rating shows that Wimberley ISD is making the most of our taxpayers’ dollars and that Wimberley’s schools are accountable not only for student learning, but also for achieving these results cost effectively and efficiently.

The following report will further explain the District’s rating and score received on each of the fifteen (20) indicators. If you should have any questions regarding the FIRST report please contact me.

Sincerely,

Moises Santiago, RTSBA

Chief Financial Officer
Wimberley Independent School District

WIMBERLEY INDEPENDENT SCHOOL DISTRICT

SCHOOLS FIR\$T

(Financial Integrity Rating System of Texas)

2021 RATING and REPORT

Based on Audited Financial Data for
the 2019 – 2020 Fiscal Year

Annual Financial Management Report
2020 Financial Integrity Rating System of Texas (FIRST) Rating

Beginning with the 2001-02 fiscal year, the financial health of every school district in Texas is evaluated as part of a financial accountability system known as Schools FIRST.

This is the 16th year of School FIRST (Financial Accountability Rating System of Texas), a financial accountability system for Texas school districts developed by the Texas Education Agency in response to Senate Bill 875 of the 76th Texas Legislature in 1999 and amendments under House Bill 5, 83rd Texas Legislature, Regular Session, 2013.

The primary goal of Schools FIRST is to achieve quality performance in the management of school districts' financial resources, a goal made more significant due to the complexity of accounting associated with Texas' school finance system.

The Texas Education Agency assigns one of four financial accountability ratings to Texas school districts, with the highest being "A" for "Superior Achievement," followed by "B" for "Above-Standard Achievement," "C" for "Standard Achievement" and "F" for "Substandard Achievement."

For the 2019-2020 fiscal year, Wimberley ISD has received a rating of:

A – "Superior"

The "A-Superior" rating is the state's highest, demonstrating the quality of Wimberley ISD's financial management and reporting system. The Schools FIRST accountability rating ensures that Texas school districts are accountable not only for student learning, but also for achieving these results cost effectively and efficiently.

This report includes the following information to assist the reader in understanding the FIRST rating system and Wimberley ISD's rating:

- 2019-20 District Rating Including District Status Detail (pages 3-4)
- How Ratings are Assessed (pages 5-7)
- Disclosures (pages 8-9)
- Glossary (pages 10-16)

Questions regarding the District's FIRST rating may be addressed to:

Moises Santiago,
Chief Financial Officer
951 FM 2325
Wimberley, TX 78676
(512) 847 – 2414

RATING YEAR

DISTRICT NUMBER

[Help](#)

[Home](#)



Financial Integrity Rating System of Texas

2020-2021 RATINGS BASED ON SCHOOL YEAR 2019-2020 DATA - DISTRICT STATUS DETAIL

Name: WIMBERLEY ISD(105905)	Publication Level 1: 8/4/2021 2:00:38 PM
Status: Passed	Publication Level 2: 8/6/2021 11:10:55 AM
Rating: A = Superior Achievement	Last Updated: 8/6/2021 11:10:55 AM
District Score: 92	Passing Score: 70

#	Indicator Description	Updated	Score
1	<u>Was the complete annual financial report (AFR) and data submitted to the TEA within 30 days of the November 27 or January 28 deadline depending on the school district's fiscal year end date of June 30 or August 31, respectively?</u>	6/8/2021 3:38:11 PM	Yes
2	<u>Was there an unmodified opinion in the AFR on the financial statements as a whole? (The American Institute of Certified Public Accountants (AICPA) defines unmodified opinion. The external independent auditor determines if there was an unmodified opinion.)</u>	6/8/2021 3:38:12 PM	Yes
3	<u>Was the school district in compliance with the payment terms of all debt agreements at fiscal year end? (If the school district was in default in a prior fiscal year, an exemption applies in following years if the school district is current on its forbearance or payment plan with the lender and the payments are made on schedule for the fiscal year being rated. Also exempted are technical defaults that are not related to monetary defaults. A technical default is a failure to uphold the terms of a debt covenant, contract, or master promissory note even though payments to the lender, trust, or sinking fund are current. A debt agreement is a legal agreement between a debtor (= person, company, etc. that owes money) and their creditors, which includes a plan for paying back the debt.)</u>	6/8/2021 3:38:12 PM	Yes
4	<u>Did the school district make timely payments to the Teachers Retirement System (TRS), Texas Workforce Commission (TWC), Internal Revenue Service (IRS), and other government agencies? (If the school district received a warrant hold and the warrant hold was not cleared within 30 days from the date the warrant hold was issued, the school district is considered to not have made timely payments and will fail critical indicator 4. If the school district was issued a warrant hold, the maximum points and highest rating that the school district may receive is 95 points, A = Superior Achievement, even if the issue surrounding the initial warrant hold was resolved and cleared within 30 days.)</u>	7/1/2021 9:05:33 AM	Yes Ceiling Passed
5	This indicator is not being scored.		
			1 Multiplier Sum
6	<u>Was the average change in (assigned and unassigned) fund balances over 3 years less than a 25 percent decrease or did the current year's assigned and unassigned fund balances exceed 75 days of operational expenditures? (If the school district fails indicator 6, the maximum points and highest rating that the school district may receive is 89 points, B = Above Standard Achievement.)</u>	6/28/2021 11:08:46 AM	Ceiling Passed

7	<u>Was the number of days of cash on hand and current investments in the general fund for the school district sufficient to cover operating expenditures (excluding facilities acquisition and construction)? See ranges below in the Determination of Points section.</u>	6/8/2021 3:38:12 PM	10
8	<u>Was the measure of current assets to current liabilities ratio for the school district sufficient to cover short-term debt? See ranges below in the Determination of Points section.</u>	6/8/2021 3:38:12 PM	8
9	<u>Did the school district's general fund revenues equal or exceed expenditures (excluding facilities acquisition and construction)? If not, was the school district's number of days of cash on hand greater than or equal to 60 days? See ranges below in the Determination of Points section.</u>	6/8/2021 3:38:12 PM	10
10	<u>Did the school district average less than a 10 percent variance (90% to 110%) when comparing budgeted revenues to actual revenues for the last 3 fiscal years?</u>	7/2/2021 1:27:43 PM	10
11	<u>Was the ratio of long-term liabilities to total assets for the school district sufficient to support long-term solvency? If the school district's increase of students in membership over 5 years was 7 percent or more, then the school district automatically passes this indicator. See ranges below in the Determination of Points section.</u>	6/8/2021 3:38:14 PM	10
12	<u>Was the debt per \$100 of assessed property value ratio sufficient to support future debt repayments? See ranges below in the Determination of Points section.</u>	6/8/2021 3:38:14 PM	8
13	<u>Was the school district's administrative cost ratio equal to or less than the threshold ratio? See ranges below in the Determination of Points section.</u>	6/8/2021 3:38:14 PM	6
14	<u>Did the school district not have a 15 percent decline in the students to staff ratio over 3 years (total enrollment to total staff)? If the student enrollment did not decrease, the school district will automatically pass this indicator.</u>	6/8/2021 3:38:14 PM	10
15	<u>Was the school district's ADA within the allotted range of the district's biennial pupil projection(s) submitted to TEA? If the district did not submit pupil projections to TEA, did it certify TEA's projections? See ranges below in the Determination of Points section.</u>	6/8/2021 3:38:15 PM	5
16	<u>Did the comparison of Public Education Information Management System (PEIMS) data to like information in the school district's AFR result in a total variance of less than 3 percent of all expenditures by function? (If the school district fails indicator 16, the maximum points and highest rating that the school district may receive is 89 points, B = Above Standard Achievement.)</u>	6/8/2021 3:38:15 PM	Ceiling Passed
17	<u>Did the external independent auditor report that the AFR was free of any instance(s) of material weaknesses in internal controls over financial reporting and compliance for local, state, or federal funds? (The AICPA defines material weakness.) (If the school district fails indicator 17, the maximum points and highest rating that the school district may receive is 79 points, C = Meets Standard Achievement.)</u>	6/8/2021 3:38:15 PM	Ceiling Passed
18	<u>Did the external independent auditor indicate the AFR was free of any instance(s) of material noncompliance for grants, contracts, and laws related to local, state, or federal funds? (The AICPA defines material noncompliance.)</u>	6/8/2021 3:38:15 PM	10
19	<u>Did the school district post the required financial information on its website in accordance with Government Code, Local Government Code, Texas Education Code, Texas Administrative Code and other statutes, laws and rules that were in effect at the school district's fiscal year end?</u>	6/8/2021 3:38:15 PM	5
20	<u>Did the school board members discuss the district's property values at a board meeting within 120 days before the district adopted its budget? (If the school district fails indicator 20 the maximum points and highest rating that the school district may receive is 89 points, B = Above Standard Achievement.)</u>	6/8/2021 3:38:15 PM	Ceiling Passed

		92 Weighted Sum
		1 Multiplier Sum
		(100 Ceiling)
		92 Score

DETERMINATION OF RATING

A.	Did the school district fail any of the critical indicators 1, 2, 3, or 4? If so, the school district's rating is F for Substandard Achievement regardless of points earned.	
B.	Determine the rating by the applicable number of points.	
	A = Superior Achievement	90-100
	B = Above Standard Achievement	80-89
	C = Meets Standard Achievement	70-79
	F = Substandard Achievement	<70
<p>No Rating = A school district receiving territory that annexes with a school district ordered by the commissioner under TEC 13.054, or consolidation under Subchapter H, Chapter 41. No rating will be issued for the school district receiving territory until the third year after the annexation/consolidation.</p> <p>The school district receives an F if it scores below the minimum passing score, if it failed any critical indicator 1, 2, 3, or 4, if the AFR or the data were not both complete, or if either the AFR or the data were not submitted on time for FIRST analysis.</p>		

CEILING INDICATORS

Did the school district meet the criteria for any of the following **ceiling indicators** 4, 6, 16, 17, or 20? If so, the school district's applicable maximum points and rating are disclosed below. Please note, an F = Substandard Achievement Rating supersedes any rating earned as the result of the school district meeting the criteria of a ceiling indicator.

Determination of rating based on meeting ceiling criteria.	Maximum Points	Maximum Rating
Indicator 4 (Timely Payments) - School district was issued a warrant hold.	95	A = Superior Achievement
Indicator 6 (Average Change in Fund Balance) - Response to indicator is <i>No</i> .	89	B = Above Standard Achievement
Indicator 16 (PEIMS to AFR) - Response to indicator is <i>No</i> .	89	B = Above Standard Achievement
Indicator 17 (Material Weaknesses) - Response to indicator is <i>No</i> .	79	C = Meets Standard Achievement
Indicator 20 (Property Values and Tax Discussion) - Response to indicator is <i>No</i> .	89	B = Above Standard Achievement

DISCLOSURES

Reporting requirements for the financial management report for Schools FIRST public hearing are found in **Title 19 Texas Administrative Code Chapter 109, Budgeting, Accounting, and Auditing, Subchapter AA, Commissioner's Rules Concerning Financial Accountability Rating System**. This rule describes requirements for the five (5) disclosures explained below that are to be presented as appendices in the Schools FIRST financial management report.

1. Superintendent's Employment Contract

The Superintendent's Employment Contract can be found on the District's website at: <http://www.wimberleyisd.net/>

2. Reimbursements Received by the Superintendent and Board Members for Fiscal Year 2020

For the Twelve-month Period Ended August 31, 2020	Superintendent	Place 1	Place 2	Place 3	Place 4	Place 5	Place 6	Place 7
Description of Reimbursements	Dwain York	Lori Olson	Traci Maxwell	Will Conley	Gina Fulkerson	Joe Malone	Rob Campbell	Ken Strange
Meals	878.68	683.43	123.00		123.00	123.00		123.00
Lodging	3,661.44	54.20	822.95	660.00	738.92	525.38		
Transportation	4,923.88		270.28		197.63	277.67		170.00
Motor Fuel								
Other	6,557.89		620.00	395.00	425.00	425.00	50.00	510.00
Total	\$16,021.89	\$737.63	\$1,836.23	\$1,055.00	\$1,484.55	\$1,351.05	\$50.00	\$703.00

Note – The spirit of the rule is to capture all “reimbursements” for fiscal year 2020, regardless of the manner of payment, including direct pay, credit card, cash, and purchase order. Reimbursements to be reported per category include:

Meals – Meals consumed off of the school district's premises, and in-district meals at area restaurants (excludes catered meals for board meetings).

Lodging - Hotel charges.

Transportation - Airfare, car rental (can include fuel on rental), taxis, mileage reimbursements, leased cars, parking and tolls.

Motor fuel – Gasoline.

Other - Registration fees, telephone/cell phone, internet service, fax machine, and other reimbursements (or on-behalf of) to the superintendent and board member not defined above.

3. Outside Compensation and/or Fees Received by the Superintendent for Professional Consulting and/or Other Personal Services in Fiscal Year 2019

For the Twelve-Month Period Ended August 31, 2020	
Name(s) of Entity	
None	\$ 0.00
Total	\$ 0.00

Note – Compensation does not include business revenues from the superintendent’s livestock or agricultural-based activities on a ranch or farm. Report gross amount received (do not deduct business expenses from gross revenues). Revenues generated from a family business that have no relationship to school district business are not to be disclosed.

4. Gifts Received by the Executive Officer(s) and Board Members (and First Degree Relatives, if any) in Fiscal Year 2019

For the Twelve-Month Period Ended August 31, 2020								
	Superintendent	Place 1	Place 2	Place 3	Place 4	Place 5	Place 6	Place 7
	Dwain York	Lori Olson	Traci Maxwell	Will Conley	Gina Fulkerson	Joe Malone	Rob Campbell	Ken Strange
Summary Amounts	\$ 0.00	\$ 0.00	\$ 0.00	\$ 0.00	\$ 0.00	\$ 0.00	\$ 0.00	\$ 0.00

Note – An executive officer is defined as the superintendent, unless the board of trustees or the district administration names additional staff under this classification. Gifts received by first degree relatives, if any, will be reported under the applicable school official.

5. Business Transactions Between School District and Board Members for Fiscal Year 2019

For the Twelve-Month Period Ending August 31, 2018	Superintendent	Place 1	Place 2	Place 3	Place 4	Place 5	Place 6	Place 7
	Dwain York	Lori Olson	Traci Maxwell	Will Conley	Gina Fulkerson	Joe Malone	Rob Campbell	Ken Strange
Summary Amounts	\$ 0.00	\$ 0.00	\$ 0.00	\$ 0.00	\$ 0.00	\$ 0.00	\$ 0.00	\$ 0.00

Note - The summary amounts reported under this disclosure are not to duplicate the items reported in the summary schedule of reimbursements received by board members.

GLOSSARY

Accounting: A standard school fiscal accounting system must be adopted and installed by the board of trustees of each school district. The accounting system must conform to generally accepted accounting principles. This accounting system must also meet at least the minimum requirements prescribed by the state board of education, subject to review and comment by the state auditor.

Ad Valorem Property Tax: Literally the term means "according to value." Ad valorem taxes are based on a fixed proportion of the value of the property with respect to which the tax is assessed. They require an appraisal of the taxable subject matter's worth. General property taxes are almost invariably of this type. Ad valorem property taxes are based on ownership of the property, and are payable regardless of whether the property is used or not and whether it generates income for the owner (although these factors may affect the assessed value).

Adopted Tax Rate: The tax rate set by the school district to meet its legally adopted budget for a specific calendar year.

All Funds: A school district's accounting system is organized and operated on a fund basis where each fund is a separate fiscal entity in the school district much the same as various corporate subsidiaries are fiscally separate in private enterprise. All Funds refers to the combined total of all the funds listed below:

- The General Fund
- Special Revenue Funds
- Debt Service Funds
- Capital Projects Funds
- Enterprise Funds for the National School Breakfast and Lunch Program

Assessed Valuation: A valuation set upon real estate or other property by a government as a basis for levying taxes.

Assigned Fund Balance: The assigned fund balance represents tentative plans for the future use of financial resources. Assignments require executive management (per board policy to assign this responsibility to executive management prior to end of fiscal year) action to earmark fund balance for bona fide purposes that will be fulfilled within a reasonable period of time. The assignment and dollar amount for the assignment may be determined after the end of the fiscal year when final fund balance is known.

Auditing: Accounting documents and records must be audited annually by an independent auditor. Texas Education Agency (TEA) is charged with review of the independent audit of the local education agencies.

Beginning Fund Balance: The General Fund balance on the first day of a new school year. For most school districts this is equivalent to the fund balance at the end of the previous school year.

Budget: The projected financial data for the current school year. Budget data are collected for the general fund, food service fund, and debt service fund.

Budgeting: Not later than August 20 of each year, the superintendent (or designee) must prepare a budget for the school district if the fiscal year begins on September 1. (For those districts with fiscal years beginning July 1, this date would be June 20.) The legal requirements for funds to be budgeted are included in the Budgeting module of the TEA Resource Guide. The budget must be adopted before

expenditures can be made, and this adoption must be prior to the setting of the tax rate for the budget year. The budget must be itemized in detail according to classification and purpose of expenditure, and must be prepared according to the rules and regulations established by the state board of education. The adopted budget, as necessarily amended, shall be filed with TEA through the Public Education Information Management System (PEIMS) as of the date prescribed by TEA.

Capital Outlay: This term is used as both a Function and an Object. Expenditures for land, buildings, and equipment are covered under Object 6600. The amount spent on acquisitions, construction, or major renovation of school district facilities are reported under Function 80.

Capital Project Funds: Fund type used to account for financial resources to be used for the acquisition or construction of major capital facilities (other than those financed by proprietary funds and trust funds.)

Cash: The term, as used in connection with cash flows reporting, includes not only currency on hand, but also demand deposits with banks or other financial institutions. Cash also includes deposits in other kinds of accounts or cash management pools that have the general characteristics of demand deposit accounts in that the governmental enterprise may deposit additional cash at any time and also effectively may withdraw cash at any time without prior notice or penalty.

Chapter 41: A key "equity" chapter in the Texas Education Code (TEC) is Chapter 41. This chapter is devoted to wealth equalization through the mechanism of recapture, the recovery of financial resources from districts defined by the state as high property wealth. Resources are recovered for the purpose of sharing them with low-wealth districts. Districts that are subject to the provisions of Chapter 41 must make a choice among several options in order to reduce their property wealth and share financial resources.

Committed Fund Balance: The committed fund balance represents constraints made by the board of trustees for planned future use of financial resources through a resolution by the board, for various specified purposes including commitments of fund balance earned through campus activity fund activities. Commitments are to be made as to purpose prior to the end of the fiscal year. The dollar amount for the commitment may be determined after the end of the fiscal year when final fund balance is known.

Comptroller Certified Property Value: The district's total taxable property value as certified by the Comptroller's Property Tax Division (Comptroller Valuation).

Debt Service Fund: Governmental fund type used to account for the accumulation of resources for, and the payment of, general long-term debt principal and interest.

Debt Services: Two function areas (70 and 71) and one Object (6500) are identified using this terminology "debt services." Function 70 is a major functional area that is used for expenditures that are used for the payment of debt principal and interest including Function 71. Expenditures that are for the retirement of recurring bond, capital lease principal, and other debt, related debt service fees, and for all debt interest fall under Function 71. Object 6500 covers all expenditures for debt service.

Deferred Revenue: Resource inflows that do not yet meet the criteria for revenue recognition. Unearned amounts are always reported as deferred revenue. In governmental funds, earned amounts also are reported as deferred revenue until they are available to liquidate liabilities of the current period.

Effective Tax Rate: Provides the unit with approximately the same amount of revenue it had the year before on properties taxes in both years. A comparison of the effective tax rate to the taxing unit's

proposed tax rate shows if there will be a tax increase.

Ending Fund Balance: The amount of unencumbered surplus fund balance reported by the district at the end of the specified school year. For most school districts this will be equivalent to the fund balance at the beginning of the next school year.

Excess (Deficiency): Represents receivables due (excess) or owed (deficiency) at the end of the school year. This amount is recorded as Asset Object 1200.

Existing Debt Allotment (EDA): Is the amount of state funds to be allocated to the district for assistance with existing debt.

Federal Revenues: Revenues paid either directly to the district or indirectly through a local or state government entity for Federally- subsidized programs including the School Breakfast Program, National School Lunch Program, and School Health and Related Services Program. This amount is recorded as Revenue Object 5900.

Fiscal Year: A period of 12 consecutive months legislatively selected as a basis for annual financial reporting, planning, and budgeting. The fiscal year may run September 1 through August 31 or July 1 through June 30.

Foundation School Program (FSP) Status: The Foundation School Program (FSP) is the shared financial arrangement between the state and the school district, where property taxes are blended with revenues from the state to cover the cost of basic and mandated programs. The nature of this arrangement falls in one of the following status categories: Regular, Special Statutory, State Administered, Education Service Center, or Open Enrollment Charter School District.

FTE: Full-Time Equivalent measures the extent to which one individual or student occupies a full-time position or provides instruction, e.g., a person who works four hours a day or a student that attends a half of a day represents a .5 FTE.

Function: Function codes identify the expenditures of an operational area or a group of related activities. For example, in order to provide the appropriate atmosphere for learning, school districts transport students to school, teach students, feed students and provide health services. Each of these activities is a function.

The major functional areas are:

- 10 Instruction and Instructional-Related Services
- 20 Instructional and School Leadership
- 30 Support Services - Student
- 40 Administrative Support Services
- 50 Support Services; Non-Student Based
- 60 Ancillary Services
- 70 Debt Service
- 80 Capital Outlay
- 90 Intergovernmental Charges

Fund Balance: The difference between assets and liabilities reported in a governmental fund.

General Administration: The amount spent on managing or governing the school district as an overall entity. Expenditures associated with this functional area are reported under Function 41.

General Fund: This fund finances the fundamental operations of the district in partnership with the community. All revenues and expenditures not accounted for by other funds are included. This is a budgeted fund and any fund balances are considered resources available for current operations.

I&S Tax Rate: The tax rate calculated to provide the revenues needed to cover Interest and Sinking (I&S) (also referred to as Debt Service). I&S includes the interest and principal on bonds and other debt secured by property tax revenues.

Incremental Costs: The amount spent by a school district with excess wealth per WADA on the purchase of attendance credits either from the state or from other school district(s). Expenditures associated with this functional area are reported under Function 92.

Instruction: The amount spent on direct classroom instruction and other activities that deliver, enhance or direct the delivery of learning situations to students regardless of location or medium. Expenditures associated with this functional area are reported under Function 11.

Instructional Facilities Allotment (IFA): (State Aid) Provides assistance to school districts in making debt service payments on qualifying bonds and lease-purchase agreements. Proceeds must be used for the construction or renovation of an instructional facility.

Intergovernmental Charges: "Intergovernmental" is a classification used when one governmental unit transfers resources to another. In particular, when a Revenue Sharing District purchases WADA or where one school district pays another school district to educate transfer students. Expenditures associated with this functional area are reported under Function 90.

Investments in Capital Assets, Net of Related Debt: One of three components of net assets that must be reported in both government-wide and proprietary fund financial statements. Related debt, for this purpose, includes the outstanding balances of any bonds, mortgages, notes, or other borrowings that are attributable to the acquisition, construction, or improvement of capital assets of the government.

Local & Intermediate Revenues: All revenues from local taxes and other local and intermediate revenues. For specifics, see the definitions for Local Tax and Other Local & Intermediate Revenues. This amount is recorded under Object 5700.

Local Tax: This is all revenues from local real and personal property taxes, including recaptured funds from 1) Contracted Instructional Services Between Public Schools (Function 91) and 2) Incremental Costs associated with Chapter 41 of the Texas Education Code (Function 92).

M&O Tax Rate: The tax rate calculated to provide the revenues needed to cover Maintenance & Operations (M&O). M&O includes such things as salaries, utilities, and day-to-day operations.

Non-spendable Fund Balance: The portion of fund balance that is in non-liquid form, including inventories, prepaid items, deferred expenditures, long-term receivables and encumbrances (if significant). Non-spendable fund balance may also be in the form of an endowment fund balance that is required to remain intact.

Object: An object is the highest level of accounting classification used to identify either the transaction posted or the source to which the associated monies are related. Each object is assigned a code that identifies in which of the following eight major object groupings it belongs:

- 1000 Assets
- 2000 Liabilities

- 3000 Fund Balances
- 5000 Revenue
- 6000 Expenditures/Expenses
- 7000 Other Resources/Non-Operating Revenue/Residual Equity Transfers In
- 8000 Other Uses/Non-Operating Revenue/Residual Equity Transfers Out

Operating Expenditures: A wide variety of expenditures necessary to a district's operations fall into this category with the largest portion going to payroll and related employee benefits and the purchase of goods and services.

Operating Expenditures/Student: Total Operating Expenditures divided by the total number of enrolled students.

Operating Revenues and Expenses: Term used in connection with the proprietary fund statement of revenues, expenses, and changes in net assets. The term is not defined as such in the authoritative accounting and financial reporting standards, although financial statement preparers are advised to consider the definition of operating activities for cash flows reporting in establishing their own definition.

Other Local & Intermediate Revenues: All local and intermediate revenues NOT from local real and personal property taxes including:

- Revenues Realized as a Result of Services Rendered to Other School Districts
- Tuition and Fees
- Rental payments, interest, investment income
- Sale of food and revenues from athletic and extra/co-curricular activities
- Revenues from counties, municipalities, utility districts, etc.

Other Operating Costs: Expenditures necessary for the operation of the school district that are NOT covered by Payroll Costs, Professional and Contracted Services, Supplies and Materials, Debt Services, and Capital Outlay fall into this category and include travel, Insurance and bonding costs, election costs, and depreciation. This amount is recorded as Expenditure/Expense Object 6400.

Other Resources: This amount is credited to total actual other resources or non-operating revenues received or residual equity transfers in. This amount is recorded under Object 7020.

Payments for Shared Services Arrangements: Payments made either from a member district to a fiscal agent or payments from a fiscal agent to a member district as part of a Shared Services Arrangement (SSA). The most common types of SSAs relate to special education services, adult education services, and activities funded by the Elementary and Secondary Education Act (ESEA). Expenditures associated with this functional area are reported under Function 93.

Payroll: Payroll costs include the gross salaries or wages and benefit costs for services or tasks performed by employees at the general direction of the school district. This amount is recorded as Expenditure/Expense Object 6100. (NOTE: Payroll amounts do not include salaries for contract workers, e.g., for food service and maintenance. Therefore, this figure will vary significantly between districts and campuses that use contract workers and those that do not.)

PEIMS: A state-wide data management system for public education information in the State of Texas. One of the basic goals of PEIMS, as adopted by the State Board of Education in 1986, is to improve education practices of local school districts. PEIMS is a major improvement over previous information sources gathered from aggregated data available on paper reports. School districts submit their data via standardized computer files. These are defined in a yearly publication, the PEIMS Data Standards.

Plant Maintenance & Operations: The amount spent on the maintenance and operation of the physical plant and grounds and for warehousing and receiving services. Expenditures associated with this functional area are reported under Function 51.

Property /Refined ADA: The district's Comptroller Certified Property Value divided by its total Refined ADA.

Property/WADA: The district's Comptroller Certified Property Value divided by its total WADA.

Qualified Opinion: Term used in connection with financial auditing. A modification of the independent auditor's report on the fair presentation of the financial statements indicating that there exists one or more specific exceptions to the auditor's general assertion that the financial statements are fairly presented.

Refined ADA: Refined Average Daily Attendance (also called RADA) is based on the number of days of instruction in the school year. The aggregate eligible days attendance is divided by the number of days of instruction to compute the refined average daily attendance.

Restricted Fund Balance: This is the portion of fund balance that has externally enforceable constraints made by outside parties.

Revenues: Any increase in a school district's financial resources from property taxes, foundation fund entitlements, user charges, grants, and other sources. Revenues fall into the three broad sources of revenues: Local & Intermediate; State; and Federal.

Robin Hood Funds: See Wealth Equalization Transfer.

Rollback Tax Rate: Provides governments other than school districts with approximately the same amount of tax revenue it spent the previous year for day-to-day operations plus an extra 8 percent cushion, and sufficient funds to pay its debts in the coming year. For school districts, the M&O portion of the rollback tax rate allows school districts to add four cents (\$0.04) to the lesser of the prior tax year compressed operating tax rate or the effective M&O rate to generate operating funds. School districts will get to add to the compressed operating rate any additional cents approved by voters at a 2006 or subsequent rollback election, not 8 percent. The rollback rate is the highest rate that the taxing unit may adopt before voters can petition for an election to roll back the adopted rate to the rollback rate. For school districts, no petition is required; it's an automatic election if the adopted rate exceeds the rollback rate.

School Year: The twelve months beginning September 1 of one year and ending August 31 of the following year or beginning July 1 and ending June 30. Districts now have two options.

Special Revenue Fund: A governmental fund type used to account for the proceeds of specific revenue sources (other than for major capital projects) that are legally restricted to expenditures for specified purposes.

State Revenues: Revenues realized from the Texas Education Agency, other state agencies, shared services arrangements, or allocated on the basis of state laws relating to the Foundation School Program Act. This amount is recorded as Revenue Object 5800.

Unassigned Fund Balances: Available expendable financial resources in a governmental fund that are not the object of tentative management plans (i.e., committed or assigned). One primary criterion of rating

agencies for school bonds is the relative amount of unassigned fund balance. Bond rating agencies view unassigned fund balances as a reflection of the financial strength of school districts and show concern when district fund balances decrease.

Unqualified Opinion: An opinion rendered without reservation by the independent auditor that financial statements are fairly presented.

Unrestricted Net Asset Balance: The term net asset refers to the amount of total assets less total liabilities. Unrestricted net asset balance refers to the portion of total net assets that is neither invested in capital assets nor restricted.

WADA: A Weighted Average Daily Attendance (WADA) is used to measure the extent students are participating in special programs. The concept of WADA in effect converts all of a school district's students with their different weights to a calculated number of regular students required to raise the same amount of revenue. The greater the number of students eligible for special entitlements, the greater a school district's WADA will be.

Wealth Equalization Transfer: The amount budgeted by districts for the cost of reducing their property wealth to the required equalized wealth level (Function 91). Sometimes referred to as Robin Hood Funds.

WIMBERLEY INDEPENDENT SCHOOL DISTRICT
FY20 Student Enrollment
12/07/2021

Tuition based Pre-K 81

											Transfers			
											Employee	Non Employee		
EE/PPCD	4										4			
PK (drop in)	PK-4	52		PK-3	13.5						66	1	8	
Kindergarten	20	19	20	16	20	20	20	19	17	171	2	30		
First Grade	20	20	18	11	16	21	16	20	18	160	3	24		
Second Grade	18	17	18	17	18	19	15	18		140	4	19		
Third Grade	21	20	21	20	20	21	21	21		165	3	17		
Fourth Grade	21	19	21	19	22	20	21	21		164	6	38		
Fifth Grade	21	22	21	20	21	20	20	21	21	22	209	5	18	
Sixth Grade											186	4	20	
Seventh Grade											225	3	35	
Eighth Grade											211	1	31	
Ninth Grade											203	3	32	
Tenth Grade											203	2	33	
Eleventh Grade											196	1	31	
Twelfth Grade											223	6	38	
Enrollment Total	2607										FUNDED TOTAL:	2526	44	374
												418		

BLUE HOLE CAMPUS

EC/Kindergarten - 2nd Grade

541

JACOB'S WELL CAMPUS

3rd - 5th Grade

538

DANFORTH CAMPUS

6TH - 8TH Grade

622

HIGH SCHOOL

9TH - 12TH Grade

825

In District Enrollment

2108

District Transfer Students
 Appx. Savings to District

\$2,364,743

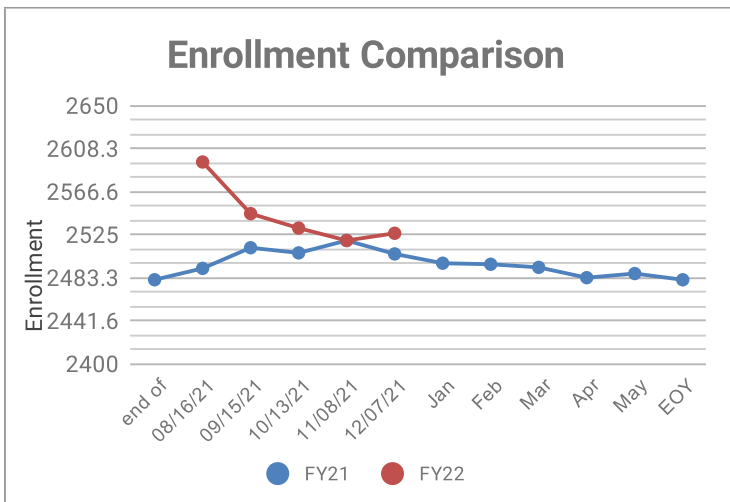
Austin	4
Blanco	26
Comal	70
Dripping Spr	18
Hays	88
Lake Travis	1
Lockhart	4
Luling	1
New Braunfels	1
Northside	2
San Marcos	200
Seguin	3

WIMBERLEY INDEPENDENT SCHOOL DISTRICT FY22 Student Enrollment

By Campus	05/26/21	08/16/21	09/15/21	10/13/21	11/08/21	12/07/21	Jan	Feb	Mar	Apr	May	EOY
Blue Hole	539	547	545	540	534	541						
Jacob's Well	546	547	541	537	535	538						
Danforth	612	646	623	621	621	622						
WHS	784	855	836	833	829	825						

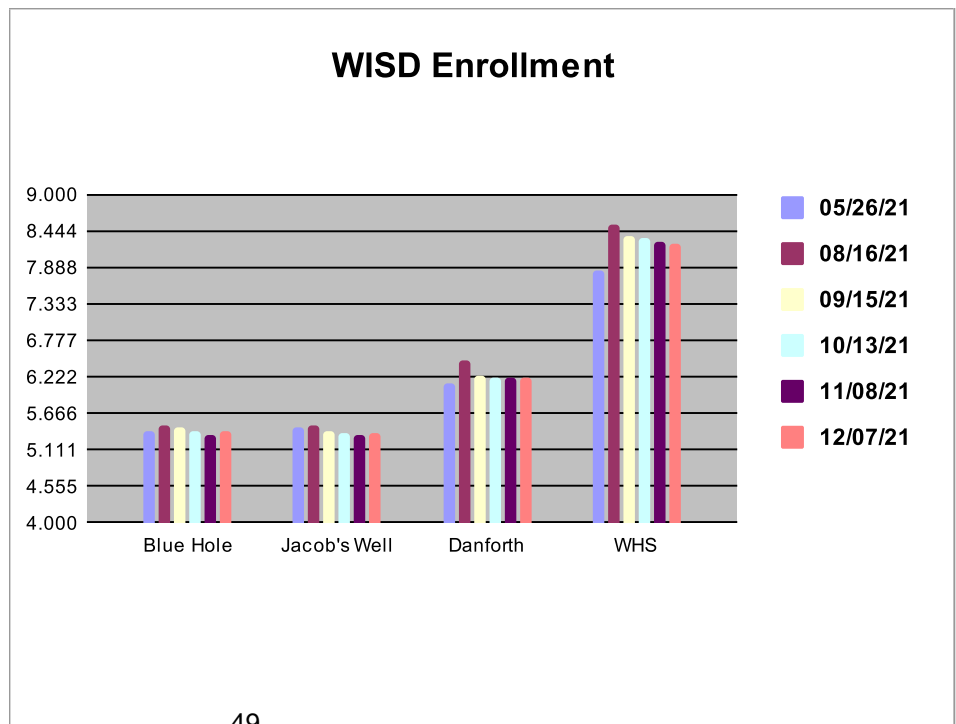
All	end of	08/16/21	09/15/21	10/13/21	11/08/21	12/07/21	Jan	Feb	Mar	Apr	May	EOY
FY21	2481	2492	2512	2507	2519	2506	2497	2496	2493	2483	2487	2481
FY22		2595	2545	2531	2519	2526						

Transfer	end of	08/16/21	09/15/21	10/13/21	11/08/21	12/07/21	Jan	Feb	Mar	Apr	May	EOY
FY21	383	422	422	405	404	391	386	384	383	387	385	383
FY22		436	419	414	413	418						



All students		FY22	Transfer students	
#	% Increase		#	% Increase
114	5%	Aug	53	13%
64	3%	Sept	36	9%
50	2%	Oct	31	8%
38	2%	Nov	30	7%
45	2%	Dec	35	9%
	0%	Jan		0%
	0%	Feb		0%
	0%	Mar		0%
	0%	Apr		0%
	0%	May		0%
#DIV/0!		EOY	#DIV/0!	

Dec 2021	All Students	Transfers Students	% Transfers
District	2526	418	17%
WHS	825	146	18%
Danforth	622	94	15%
JWE	538	87	16%
Blue Hole	541	91	17%





Minutes of Regular Meeting

Board of Trustees

A Regular Meeting of the Board of Trustees of Wimberley Independent School District was held Monday, **Monday, November 15, 2021**, beginning at **6:00 PM** in the WISD Admin Boardroom, 951 FM 2325, Wimberley, TX 78676.

1. Call the meeting to order and determine a quorum - The regular meeting of the Board of Trustees of the Wimberley Independent School District was called to order by Joe Malone at 6:02 p.m. A quorum was established with the following members present: Joe Malone, Dr. Campbell, Lori Olson, Lexi Jones, Will Conley, Ken Strange

Administrators Present: Dwain York, Dee Howard, Moises Santiago, Dara Richardson, Jason Valentine, SueAnna Thomas

Directors Present: Allen Bruggman, Roz Simmons

The Board and public recited the Pledge of Allegiance to the U.S. flag. Joe Malone held a moment of silence and the District's Vision, Mission and Goals were read.

2. Administer Officers Statement and Oath of Office to Newly Elected Board Members - Places 1, 2, 3 - Andrea Justus-Place 1, Nathan Cross-Place 2, and Dr. Rob Campbell-Place 3, each signed their Officer's Statement and took the Oath of Office. The newly elected Board of Trustees began their elected duties.

3. Special Recognition

- A. Lori Olson - 6 years of service as Board of Trustee - Mr. York thanked Lori Olson for her 6 years as a Board of Trustee, read her accomplishments and presented her with a plaque. Ms. Olson read a letter to the community stating that it has been a privilege to serve on this school board for the past 6 years and she has gained a tremendous amount of respect for all those involved in this grand endeavor of public education. She is very proud of her advocacy to help build the One-Water school which is the first in Texas and her advocacy towards the LGBT community. She concluded by stating it has been her pleasure to work alongside everyone in this community and truly wished the best in years to come.

- B. 2020-2021 Business Recognition - Mr. York recognized some of the businesses that have supported the school district during the 2020-21 school year through the TASB Business Recognition program.

Clay Corbitt donated starter pistols for track team

Stuart Sabol donated percussion equipment

Megan Arden donated to the child nutrition program

Kyla Brookshier, UIL Director donated funds received through personal fundraiser

Willy Pelzar donated a Hot dog trailer to SPED 18+ students

McCraw Oil Company through Exxon Mobil education alliance grant provided \$500 for JWE math and science departments

Danforth PTO donated small refrigerator, ice machine

Blue Hole PTO, Stephanie Moody donated \$7,500 for Chromebook
Wimberley Ace Hardware, Tad & Christy Degenhart donated over \$39,000 for various items and facilitated round up at the register for several WISD departments
Wimberley First Baptist Church, Pastor Scott and Scott Tidwell coordinated with the ministerial alliance and crisis breadbasket to help distribute meals to students during Covid and they annually provide districtwide luncheon
Wimberley Education Foundation, Chris Smith, Melissa Wright, Stacy Ford donated over \$15,000 towards teacher grants
Barnabas Connection, Kate Sowell and Susan Myers have organized the Back to School Fiesta, Christmas Store program, relief through Covid
The Fig Tree, Shannon Watson, Christy Youens spent \$26,500 for students in need and helped deliver food for families in need during Covid.
Wimberley Lions Club, Joe Stubbs have awarded \$55,000 in grants to various WISD programs and over \$170,000 towards scholarships

4. Election of Board Officers – Motion to nominate Dr. Campbell as President. This motion, made by Ken Strange and seconded by Will Conley, Passed 7-0.
Motion to nominate Ken Strange as Vice President. Dr. Campbell noted Ken has served through the duration of all his kids, 14 years. This motion, made by Dr. Campbell and seconded by Lexi Jones, Passed 7-0.
Motion to nominate Lexi Jones as Secretary. This motion, made by Will Conley and seconded by Joe Malone, Passed 7-0.

The Board took a break from 6:35 - 6:41 p.m.

5. PUBLIC FORUM - The following individual(s) requested to address the Board during Public Forum:

Suzanne White - Commend Lori Olson for her service
Chad Canine - Blue Hole Primary

Dr. Campbell thanked Joe Malone for his leadership and time for the service at Wimberley ISD.

6. Consent Agenda - Motion to approve the consent agenda as presented. Discussion was held concerning item F, specifically, EHBC (local) policy. Motion to amend the motion to approve the consent agenda as presented with exception of EHBC Local. This amended motion, made by Ken Strange and seconded by Joe Malone, Passed 7-0. Discussion was held concerning this policy. Motion to approve the amendment of policy EHBC Local to add back the sentence "Parents shall be encouraged to participate in the planning of educational services for their child and shall be kept informed regarding the child's progress towards educational goals." subject to TASB legal review and approval of the change. This motion, made by Andrea Justus and seconded by Will Conley, Passed 7-0.
 - A. Acceptance of the Agenda
 - B. Student Enrollment, November 8, 2021
 - C. Minutes of the Regular Meeting, October 18, 2021

- D. Minutes of the Called Meeting, October 14, 2021
- E. Approve Bond Expenditures (see below)
- F. Policy update 118 including local policies:
 - CFD(LOCAL): ACCOUNTING - ACTIVITY FUNDS MANAGEMENT
 - CQB(LOCAL): TECHNOLOGY RESOURCES - CYBERSECURITY
 - DFE(LOCAL): TERMINATION OF EMPLOYMENT - RESIGNATION
 - DP(LOCAL): PERSONNEL POSITIONS
 - EHAA(LOCAL): BASIC INSTRUCTIONAL PROGRAM - REQUIRED INSTRUCTION (ALL LEVELS)
 - EHBC(LOCAL): SPECIAL PROGRAMS - COMPENSATORY/ACCELERATED SERVICES
 - EIE(LOCAL): ACADEMIC ACHIEVEMENT - RETENTION AND PROMOTION
 - FDE(LOCAL): ADMISSIONS - SCHOOL SAFETY TRANSFERS
 - FEA(LOCAL): ATTENDANCE - COMPULSORY ATTENDANCE
 - FEC(LOCAL): ATTENDANCE - ATTENDANCE FOR CREDIT
 - FFG(LOCAL): STUDENT WELFARE - CHILD ABUSE AND NEGLECT
 - FL(LOCAL): STUDENT RECORDS
- G. Resolution to cast WISD 444 votes for Hays Central Appraisal District Board of Directors for Will Conley

7. Reports

- A. Health and Safety Report – no discussion held.
 - 1) School Resource Officer
 - 2) School Safety Quarterly Report
- B. CFO's Report - Moises Santiago reviewed the financials for the Board.
 - 1) Financials
 - 2) Check Register

8. Further discussion and possible action about Texan Stadium scoreboard - Athletic Director Coach Warren along with Dusty Brinley and Jeff Anderson with VCRNOW updated the Board on the video score board. Discussion was held concerning the sponsorships, cost of \$468,000, advertising, possible contract with Government Capitol, and district financials. The warranty on the LED is 10-years for brightness and parts and 5-year warranty on-site. District is not obligated for any financials for 12-18 months, then payment is due once a year. Mr. Anderson stated it would be 12-16 weeks for supplies, installation will be 7-14 days max. Motion to move forward with the VCRNOW in getting the process started. This motion, made by Ken Strange and seconded by Andrea Justus, Passed 7-0.

9. Reports

- A. Superintendent's Report
 - District of Innovation update - Mr. York reviewed the status of the current District of Innovation which was prepared five years ago. The DEIC will review the plan at their next meeting. It will be brought to the Board for review in December and will request approval at the January board meeting.

- B. Board President's Report – Dr. Campbell thanked the Board for their confidence and patience in learning the position of Board President and he looks forward to the future in serving all the interest of the District and community as a whole.
 - 1) Agenda Calendar – included in the packet.

- 10. Closed Session - The Board adjourned into closed session at 7:53 p.m. pursuant to Texas Government Code Section: 551.071 *et seq.* 7:53 p.m.
 - A. Deliberation Regarding Security Devices or Security Audits. *Texas Gov't Code §551.076 and §551.089*
 - B. Personnel Matters. *Texas Gov't Code §551.074*
 - 1) New hires/terminations/employee discipline
 - C. Deliberation Regarding Real Property. *Texas Gov't Code §551.072*
 - D. Consultation with Attorney. *Texas Gov't Code §551.071*

- 11. The Board will reconvene and Take Possible Action on Items Discussed in Executive Session - The Board reconvened at 8:38 p.m. Motion to offer Serena Frank and Jana Owen a teaching contract. This motion, made by Ken Strange and seconded by Lexi Jones, Passed 7-0.
 Motion to accept the resignation of Brantley Morris, Katie Gillman, and Cyndy Klossner. This motion, made by Lexi Jones and seconded by Ken Strange, Passed 7-0.
 Motion to formally accept the resignation of Superintendent York. Joe Malone read his letter of resignation. (attached) Dr. Campbell thanked Dwain for the years, his legacy and stated the Board of Trustees knows he is invested in the community with his grandkids currently enrolled. Ken Strange stated he joined the Board when Mr. York became the interim Superintendent and has seen a lot of growth in him and cherishes the times they have worked together. This motion, made by Joe Malone and seconded by Ken Strange, Passed 7-0.

- 12. Prepare for next meeting - The next regular meeting is scheduled for December 13, 2021.

- 13. Adjourn - There being no further business to discuss, motion to adjourn at 8:44 p.m. This motion, made by Ken Strange and seconded by Lexi Jones, Passed 7-0.

 Lexi Jones, Secretary

 Dr. Campbell, President

Bond Invoices				
<u>AG/CM Inc.</u>				
Project 17-048P	WISD Bond Planning	Invoice 8754	\$	3,088.00
Bond Invoices, projects approved by the Board of Trustees at previous meetings				
<u>Function Commissioning +Engineering</u>				
Project	WISD	Invoice 1115	\$	3,350.00
PAY APPS				
<u>Bartlett Cocke, L.P.</u>				
Project 01-192056	WISD Primary School	Pay App 22 Final	\$	56,560.69
<u>Total for Approval</u>			\$	<u>62,998.69</u>

Wimberley ISD Family and Community,

Many of you have already heard after I made the announcement to our staff prior to the school year, but this is my formal letter announcing my retirement from Wimberley ISD, effective August 31, 2022. As of this date, I have been blessed to serve in education as a high school math teacher, coach, athletic director, assistant principal (Danforth - 1 year), high school principal (WHS - 8 years) and superintendent (WISD - 15 years) for a total of 42 years as an educator. It's a bittersweet announcement for me because while I'm looking forward to spending more time with family and pursuing some of my other interests, WISD has become such a big part of my life. This year is my 24th school year here in Wimberley and what an awesome ride it's been!

I'm thankful I allowed myself to listen to God's plan for my life and move to Wimberley back in 1998 - being the control freak I am - that was not easy! Being a part of the Texan Family has been one of the greatest blessings of my life and has been such a blessed time for me and my family.

Being a former football coach, I was taught early in my career to always put the team first, and I firmly believe the successes we have celebrated as the WISD Family are due to the organization and individuals that have surrounded and supported me. The community has been so supportive since day one, approving multiple bond elections and passing other financial measures that have benefitted the district and our students. I've also been honored to work alongside some strong school board teams. Over the years our boards have assisted and supported my Administrative Team through several financial challenges resulting in building a strong fund balance, while approving salary increases for our excellent staff. I value the relationships I have with many past and current board members, and I'm proud to count them among my personal friends.

Years ago I had the opportunity to attend a coaching clinic, where Lou Holtz was a keynote speaker. I will never forget a phrase he would say to his players before every season: "As a team, we will always Demand Excellence and Expect Success!" I love that quote and I've tried to implement it throughout my career. Our district has established a tradition for setting high academic expectations of our staff and students. This is why I truly believe Wimberley ISD has the best team of employees in the state. Not only our dedicated administrators and motivated teachers, but the entire support staff that makes a district run successfully. Our staff members in maintenance, custodial, food service, transportation, technology, finance, and our paraprofessionals help our district be successful and I thank each of them for years of service.

And to my family - none of my success would have been possible without your love and support. To Teresa and my girls and their families: Thank you, now I'm all yours – scary yes, but I can't wait to be full-time Pa Pa! I plan on being in Wimberley for a long time - rooting on the Texans from the sidelines, in the auditorium, and anywhere else the Texans are displaying excellence!

Even though my formal announcement is coming now, I'll be here this entire school year and I'm looking forward to a strong, successful year for our students, staff, and families.

With gratitude and TEXAN PRIDE,
Dwain York



Minutes of Special Meeting

Board of Trustees

A Special Meeting of the Board of Trustees of Wimberley Independent School District was held Monday, **Wednesday, November 10, 2021**, beginning at **8:00 AM** in the WISD Admin Boardroom, 951 FM 2325, Wimberley, TX 78676.

1. Call the meeting to order and determine a quorum - The special meeting of the Board of Trustees of the Wimberley Independent School District was called to order by Joe Malone at 8:12 a.m. A quorum requirement of two Board members for canvassing was established with the following members present: Joe Malone, Ken Strange, Lexi Jones

Administrators Present: Dwain York

Directors Present: Allen Bruggman

2. Approval of the official canvassing results of the November 2, 2021 Board of Trustees election, Places 1, 2, 3 - Dottie Busby read the official canvassing results for the Board as follows:

Precinct	Absentee Ballots Cast	Early Ballots Cast	Election Ballots Cast	Total Ballots Cast	Registered Voters	Percent Turnout
333	53	1,077	392	1,522	4,044	37.64%
335	32	940	312	1,284	3,230	39.75%
337	24	718	311	1,053	2,751	38.28%
338	50	825	250	1,125	2,405	46.78%
339	7	113	48	168	443	37.92%
421	0	4	0	4	10	40.00%
Totals	166	3,677	1,313	5,156	12,883	40.02%

School Board Member:

Precinct	Place 1			Place 2			Place 3		
	Andrea Justus	Lori Olson	Totals	Edmond Moreland	Nathan Cross	Totals	Rob Campbell	Gretchen Holtsinger	Totals
333	748	737	1,485	729	752	1,481	767	707	1,474
335	639	621	1,260	621	632	1,253	674	581	1,255
337	583	453	1,036	442	596	1,038	620	417	1,037
339	527	554	1,081	558	510	1,068	543	524	1,067
421	90	71	161	67	93	160	94	67	161
442	0	4	4	2	2	4	2	2	4
Totals	2,587	2,440	5,027	2,419	2,585	5,004	2,700	2,298	4,998

3. Adjourn - There being no further business to discuss, motion to adjourn at 8:23 a.m. This motion, made by Ken Strange was approved without objection.

Lexi Jones, Secretary

Dr. Campbell, President



Wimberley ISD
Strength. Innovation. Excellence.

Minutes of Special Meeting

Board of Trustees

A Special Meeting of the Board of Trustees of Wimberley Independent School District was held Monday, **Monday, November 15, 2021**, beginning at **8:00 AM** in the WISD Admin Boardroom, 951 FM 2325, Wimberley, TX 78676.

1. Call the meeting to order and determine a quorum of at least 2 Board members - The special meeting of the Board of Trustees of the Wimberley Independent School District was called to order by Joe Malone at 8:00 a.m. A quorum was established with the following members present: Joe Malone, Ken Strange

Administrators Present: Dwain York

Directors Present: Allen Bruggman

2. Motion to approve the official canvassing of the November 2, 2021 Board of Trustees election, Places 1, 2, 3 - Motion to approve the official canvassing of the November 2, 2021 Board of Trustees election, Places 1, 2, 3 as read into the minutes of the November 10, 2021 meeting. This motion, made by Ken Strange and seconded by Joe Malone, Passed 2-0.
3. Adjourn - There being no further business to discuss, motion to adjourn at 8:00 p.m. This motion, made by Ken Strange and seconded by Joe Malone, Passed.

Lexi Jones, Secretary

Dr. Campbell, President

**WIMBERLEY INDEPENDENT SCHOOL DISTRICT
BOARD OF EDUCATION
WIMBERLEY, TEXAS**

Subject: WHS Course book changes

Date: 12/08/2021

Presented by: York

Consent

BACKGROUND INFORMATION

Here is a summary of course book changes for Wimberley High School projected in the 2022-2023 school year. The entire document will be finalized early in January and posted to the website.

ADMINISTRATIVE RECOMMENDATION

To approve as presented

BOARD ACTION REQUIRED

Wimberley High School 2022-2023 Course Book Changes

The Wimberley HS Course Book for 22-23 will not see very few changes. Most changes are updates or corrections to course descriptions.

English - No Changes

Science - Encourage ninth grade students to take IPC over grade level Biology. Honors Biology is still recommended for ninth grade students.

Social Studies - Clarification on Senior Level courses being two, ½ credits. Semester of Government and one of Economics.

- For the description of World History (on-level) change to “Students will examine the history of the world from a global perspective from the Neolithic Revolution (circa 10,000 - 3,000 BCE) to the present. Major civilizations in Afro-Eurasia and the Americas will be the focus along with an emphasis on technological, intellectual, cultural, economic, and political advances, studies of the world’s belief systems, and conflicts.
- Page 29: US History should actually say the course goes to the start of the 21st century (currently the wording indicates that the course stops in the 1980s)

Math - No Changes

Fine Arts - Add Musical Theater II class. Add Theater Production I-IV for the students participating in UIL One Act Play. Auditions for this course will be held prior to the start of each semester.

CTE - A/V Production II Lab - Video Production and editing of live extracurricular events.

ACC Statement - Page 7 - Students enrolled in Dual Credit classes are considered Austin Community College students; therefore, all confidentiality issues under FERPA are limited to the student. Access to grades in progress by WHS administration is disclosed by the student. Curriculum for ACC Dual Credit courses are established and monitored by Austin Community College.

We plan to have the official course book updated and posted to the website by mid-January. We will start registering students for the 22-23 school year by the end of January.

Thank you and please let me know if you have any questions.

**WIMBERLEY INDEPENDENT SCHOOL DISTRICT
BOARD OF EDUCATION
WIMBERLEY, TEXAS**

Subject: Hays County traffic contract

Date: 12/10/21

Presented by: Dwain York, Constable Montague

Consent

BACKGROUND INFORMATION

Attached is the Interlocal Agreement to add an officer to the existing agreement the District has with the County. The existing agreement provides ½ officer to provide traffic control at Jacobs Well Elementary. The attached Agreement incorporates the current ½ officer into the new agreement.

This new agreement would add Blue Hole, Danforth and the High School to help meet the traffic needs we have discussed.

Exhibit “A” includes total annual cost for a full and a ½ time officer. The District is currently paying for a ½ time officer.

ADMINISTRATIVE RECOMMENDATION

To approve as presented.

BOARD ACTION REQUIRED

**WIMBERLEY INDEPENDENT SCHOOL DISTRICT
BOARD OF EDUCATION
WIMBERLEY, TEXAS**

Subject: Reading Academies

Date: 12/8/21

Presented by: York

Discussion

BACKGROUND INFORMATION

Per House Bill 3 (HB 3), passed by the 86th Texas Legislature in June of 2019, all Kindergarten through 3rd grade teachers and principals must attend a teacher literacy achievement academy by the 2021-2022 school year. In June of 2021, HB3 was updated to extend the completion requirement to 2023. All K-3 teachers, including special education teachers, and principals are required to complete the HB 3 Reading Academies by the 2022-2023 school year. This includes literacy specialists who see K-3 students in small groups and K-3 departmentalized teachers. Wimberley currently has 28 people participating in the academy. Wimberley's teachers are being trained through Region 13 in online cohorts. One set of teachers is in a June cohort another in July cohort. Our primary and elementary school administrators are in the admin cohort that started in September. The teachers and administrators must complete modules in a prescribed order including projects and assessments. Each individual has 11 months to complete their course.

WISD will have about 45 teachers that will work on the cohort in 2022-2023.

ADMINISTRATIVE RECOMMENDATION

Background information only.

BOARD ACTION REQUIRED

**Wimberley Independent School District
District of Innovation Proposals for 2022-2027
Presentation for December 13, 2021 School Board**

School Calendar /Flexible Start Date - CONTINUE

(TEC §25.0811) (TEC §25.0812)(EB LEGAL)

Current Law

Students may not begin school before the 4th Monday of August. For many years this was the rule. However, districts had the option of applying for a waiver to start earlier. The vast majority of districts applied for the waiver and would begin the 3rd Monday, some even going as early as the 2nd Monday. The Texas tourism groups lobbied to have this stopped because they believed it was hurting their tourism business. Therefore, several years ago the legislature took away all waivers and dictated that districts may not begin until the 4th Monday, with no exceptions.

WISD Proposal

Wimberley ISD would like the flexibility of looking at the calendar each year and starting earlier. Removing the uniform start date could also let the district start classes as mid-week, easing the transition for students entering kindergarten, middle school, and high school.

This has been a success for our district. We would like to maintain this piece as stated above.

Wimberley ISD
105905

SCHOOL YEAR

EB
(LOCAL)

Rectangular Grip



Note: This local policy has been revised in accordance with the District's [innovation plan](#).¹

School Start Date

In accordance with the District's innovation plan, the District is exempt from the state law that generally prohibits instruction for students from beginning before the fourth Monday in August.

School Calendar

The Superintendent shall be authorized to approve variations from the Board-adopted school calendar, as necessary.

School Closure

The Board delegates to the Superintendent the authority to close schools for reasons of public health and safety.

¹ Innovation Plan: <https://www.wimberleyisd.net>

Class Size 22:1 Ratio – CONTINUE and add PK

(TEC §25.112) (EEB LEGAL)

Current Law

Kindergarten – 4th Grade classes are to be kept at a 22 student to 1 teacher ratio according to state law. When a class exceeds this limit, the district must complete a waiver with the Texas Education Agency. These waivers are never rejected by TEA. Along with the waiver, it is required that a letter is sent home to each parent in the section that exceeds the 22:1 ratio, informing them the waiver has been submitted.

WISD Proposal

Over the last several years, Wimberley has had to write waivers for a handful of classes and the TEA always approves the waivers. Wimberley ISD would seek board approval to exceed the 22:1 in any K-4th grade classroom. Parents will be notified within the first three weeks of the start of school of any classroom size that is above the 22:1 ratio.

The state is now including pre-k with class number limits. Administrators propose that we include PRE-K in this piece.

Wimberley ISD
105905

INSTRUCTIONAL ARRANGEMENTS
CLASS SIZE

Rectangular Snip

EEB
(LOCAL)

Note: This local policy has been revised in accordance with the District's [innovation plan](#).¹

Class Size Ratio

In accordance with the District's innovation plan, the District is exempt from the state law requiring a district to request a waiver from TEA and notify parents of the waiver request before a class in kindergarten–grade 4 exceeds the required 22:1 student-to-teacher ratio.

Board approval shall be required before a class in kindergarten–grade 4 exceeds a ratio of 22:1. Within the first three weeks of a school year, the District shall notify parents of students in a kindergarten–grade 4 class that exceeds a ratio of 22:1.

¹ Innovation Plan: <https://www.wimberleyisd.net>

DATE ISSUED: 7/15/2019
LDU 2019.02
EEB(LOCAL)-X

ADOPTED:

1 of 1

Behavior Coordinator Assignment-Student Discipline Provisions -CONTINUE

(FO LEGAL & LOCAL) (TEC §37.0012)

Current Law

Currently Senate Bill 107 requires the designation of a campus behavior coordinator on each campus. This designee is responsible for maintaining student discipline and the implementation of Chapter 37, Subchapter A.


WISD Proposal

The proposal is for the District to abstain from the state requirement that each school have a designated campus behavior coordinator. WISD's approach to discipline is becoming more collaborative, with multiple people providing support to students, rather than just one person. Exemption from this requirement will allow the option of increasing collaboration in regard to student discipline, as outlined in the WISD Student Code of Conduct. Campus Administrators will continue to inform parents of discipline /incidents involving their children.

Wimberley ISD
105905

STUDENT DISCIPLINE

FO
(LOCAL)



Note: This local policy has been revised in accordance with the District's [innovation plan](#).¹

Student Code of Conduct

The District's rules of discipline are maintained in the Board-adopted Student Code of Conduct and are established to support an environment conducive to teaching and learning.

Rules of conduct and discipline shall not have the effect of discriminating on the basis of gender, race, color, disability, religion, ethnicity, or national origin.

At the beginning of the school year and throughout the school year as necessary, the Student Code of Conduct shall be:

1. Posted and prominently displayed at each campus or made available for review in the principal's office, as required by law; and
2. Made available on the District's website and/or as a hard copy to students, parents, teachers, administrators, and others on request.

Revisions

Revisions to the Student Code of Conduct approved by the Board during the year shall be made available promptly to students and parents, teachers, administrators, and others.

Campus Behavior Coordinator

In accordance with the District's innovation plan, the District is exempt from the state law requiring that a single person at each campus be designated to serve as the campus behavior coordinator (CBC). The principal shall have the authority to assign CBC responsibilities to more than one person in order to promote a more collaborative approach to student discipline.

DATE ISSUED: 7/15/2019
LDU 2019.02
FO(LOCAL)-X

1 of 3

The administration would like to keep this assigned to assistant principals.

Teacher Contracts-Extension of Probationary Contracts -CONTINUE

(TEC §21.102(b)) (DCA LEGAL)

Current Law

TEC 21.102(b) states that a probationary contract may not exceed one year for a person who has been employed as a teacher in public education for at least five of the eight years preceding employment with the district.

This time period may not be sufficient to evaluate the teacher’s effectiveness in the classroom since teacher contract timelines demand that employment decisions must be made prior to state assessment results.

WISD Proposal

Wimberley ISD would like to create a policy where experienced teachers, counselors, or nurses new to the district that have been employed as a teacher in public education for at least five of the eight previous years, may be issued a probationary contract for up to two years from the last date of district employment.

Administrators would like to continue the opportunity to extend the probationary contract. Our policies have been changed to align with this and it has been helpful in some instances.

Wimberley ISD
105905

EMPLOYMENT PRACTICES
PROBATIONARY CONTRACTS

DCA
(LOCAL)

Rectangular Snip

Note: This local policy has been revised in accordance with the District’s [innovation plan](#).¹

Maximum Probationary Contract Period

In accordance with the District’s innovation plan, the District is exempt from the state law regarding the maximum length of time an experienced teacher may be employed on a probationary contract. At the recommendation of the Superintendent, the District may issue probationary contracts for a total of two years to a person who has been employed as a teacher, school counselor, or nurse in public education for at least five of the eight years preceding employment by the District.

¹ Innovation Plan: <https://www.wimberleyisd.net>

DATE ISSUED: 7/15/2019
LDU 2019.02
DCA(LOCAL)-X

ADOPTED:

1 of 1

District Transfer Policy – CONTINUE add PK

(TEC §25.035)

Current Law

A district may choose to accept, as transfers, students who are not entitled to enroll in the district under §25.001. Under §25.036, a transfer is for a period of one school-year. [64] The district may charge tuition under a transfer agreement to the extent permitted under §25.038.

WISD Proposal - CURRENT PLAN

The district would like the option of being able to terminate the transfer agreement for students in PK-11 when the student/ parent has not been forthcoming with information regarding discipline, special programs or other issues that end up costing the district to keep the student enrolled.

At any time during the school year, a transfer student who becomes a discipline issue, poor attendance, or is in need of special services which exceeds state funding for that student, WISD can terminate their transfer agreement.”

Add these elements:

Students will be held to high expectations for appropriate behavior and conduct on campuses.

Parents will be held to high expectations for appropriate behavior when interacting with school personnel on and off campus, phone and email.

Students will meet the attendance expectations for the campuses or be withdrawn. If their attendance rate drops below 90%, the transfer may be revoked.

When a transfer student has 2 disciplinary incidents, a campus administrator will review the details of the incidents and determine the status of the transfer.

If a student receives a DAIE assignment, the transfer will be immediately revoked.

New Piece – not in 2017-22 Plan

Credit by Examination Without Prior Instruction

Current Law: Texas Education Code 28.023 Board Policies EHDC (LEGAL) and Local))

Texas Education Code Section 28.083 allows an elementary student to skip a grade if he or she earns a score of 80 percent or above on an approved exam for acceleration. A student would need to pass all four core subject areas with the 80% on each area in order to go to the next grade level. A student in sixth grade and above can earn individual course credits with 80% prior to instruction.

Prior to the 83rd Legislative Session (2013), the passing score for credit by exam without prior instruction was 90 percent, rather than 80 percent. Several districts comparable to Wimberley ISD have returned to the 90 percent standard for student acceleration.

WISD Proposal:

- A. Relief from this statute permits the district to increase the standard required to be eligible for acceleration from 80% to 90%.**
- B. Requiring a higher passing score ensures a student who accelerates a grade or course has more thoroughly mastered the content and is prepared to succeed in the next grade or series of courses.**
- C. The new passing standard is applicable beginning with credit by examination administered after the 2021-2022 school year.**

Using guidelines established by the State Board of Education (SBOE), a district shall develop or purchase examinations for acceleration to thoroughly test comprehension of the information presented in the applicable grade level or subject. The board shall approve for each subject, to the extent available, at least four examinations that satisfy the SBOE guidelines. *Education Code 28.023*

Board Approval

A district must have the approval of the board to develop its own tests or to purchase examinations. *19 TAC 74.24(a)(4)*

Kindergarten–Grade 5

A district shall develop procedures for kindergarten acceleration that are approved by the board.

A district shall accelerate a student in grades 1–5 one grade if the student meets the following requirements:

1. The student scores 80 percent or above on a criterion-referenced test for the grade level to be skipped in each of the following areas: language arts, mathematics, science, and social studies;
2. A district representative recommends that the student be accelerated; and
3. The student's parent or guardian gives written approval of the acceleration.

19 TAC 74.24(b)

Assessment Audit

The board shall approve an audit process to be completed for assessments for acceleration. *19 TAC 74.24(b)(1)*

Grades 6–12

A district shall give a student in grades 6–12 credit for an academic subject in which the student has received no prior instruction if the student scores:

1. A three or higher on a College Board advanced placement examination that has been approved by the board for the applicable course;
2. A scaled score of 50 or higher on an examination administered through the College-Level Examination Program (CLEP) and approved by the board for the applicable course; or
3. Eighty percent or above on any other criterion-referenced test approved by the board for the applicable course.

**WISD
SRO ACTIVITY SHEET**

FY22

Deputy	Verette	Martinez	21-Nov	21-Oct	21-Sep	21-Aug	FY22
School	WHS	DJH	TOTAL	TOTAL	TOTAL	TOTAL	Totals
Investigation Type							
Assault	1	0	1	1	0	0	2
EDP/Mental Health	0	0	0	0	0	0	0
Sexual Offenses	0	0	0	0	0	0	0
Burglary	0	0	0	0	0	0	0
Theft	0	0	0	0	1	0	1
Graffiti	0	0	0	0	0	0	0
Criminal Mischief	0	0	0	1	0	0	1
Criminal Trespass	0	1	1	0	0	2	3
Drug Offenses	0	0	0	0	0	0	0
Harassment/Bullying	0	2	2	0	0	0	2
Terroristic Threat	0	0	0	0	0	0	0
Runaway Invest.	0	0	0	0	0	0	0
Lost/ Found Property	0	0	0	1	1	0	2
Weapon Investigation	0	0	0	0	0	0	0
Class C Investigations	1	0	1	1	0	0	2
Susp Person / Veh	0	0	0	2	1	1	4
Assist Admin Invest.*	4	6	10	16	14	12	52
Assist other Agency	6	1	7	2	2	0	11
Other Investigations	1	5	6	3	4	1	14
Total Investigations	13	15	28	27	23	16	94
Reports (all)	1	4	5	3	4	2	14
Arrests / Detentions	0	0	0	0	0	1	1
Citations / Warnings	0	0	0	2	1	1	4
Citations and Release	1	0	1	0	0	0	1
Intel Referrals	0	0	0	0	0	0	0
Off Campus Incidents	0	3	3	2	1	1	7
Student Intervention	3	1	4	6	9	2	21
Parent Meetings	1	4	5	3	2	4	14
School Presentations	0	0	0	0	8	6	14
SRP Presentations/ Drill	0	0	0	2	3	0	5
E-Cig (no charges)						0	0
Class C	1		1	0	0	0	1
Felony			0	0	0	0	0

FY21	FY20	FY19	FY18	FY17	FY16
Totals	Totals	Totals	Totals	Totals	Totals
3	9	6	3	2	3
4	0	22	2	1	1
0	3	2	4	3	0
0	0	0	0	0	0
0	1	7	7	14	3
1	0	0	0	0	0
0	0	0	0	3	2
4	12	10	0	4	1
0	3	5	5	3	0
0	2	0	0	3	2
1	1	0	0	0	0
2	0	2	3	0	1
2	6	0	2	5	1
0	2	6	1	1	1
8	25	14	26	12	19
4	6	4	4	1	0
123	51	18	39	39	20
37	0	0	10	18	24
64	21	49	44	26	24
253	142	145	150	135	102
17	46	86	61	36	34
2	4	10	2	4	2
2	<i>Added Nov 2020</i>				
0	<i>Added Nov 2020</i>				
0	<i>Added Aug 2021</i>				
4	10	4	7	5	2
59	55	71	27	63	84
26	32	47	42	18	16
8	10	2	1	6	2
6	6	7	6	5	4
4	1	Began reporting January 2020			
7	3				
0	0				

* Assist Admin - these are incidents/investigations that require "above normal" assistance to an administrator. For example: An administrator briefs the SRO on an incident of concern that might not meet the nexus for a criminal investigation, but the SRO provides guidance and assistance to the administrator in developing possible solutions for the incident should be counted here.

NOTE: School Closed March 16-20, 2020, Spring Break and March 23, 2020-End of school year due to COVID-19 Pandemic



Wimberley ISD
Strength. Innovation. Excellence.

Wimberley Independent School District

Division of Business Support Services

951FM 2325
Wimberley, Texas 78676
Ph: (512) 847-2414
Fx: (512) 847-2142

Date: December 13, 2021

Monthly Financial Highlights

- The monthly Financial Reports represent financial data through November 30, 2021.
- The cash and investment balances of all governmental and proprietary funds at month end is \$12,748,999. The General Fund makes up the largest portion of that number with \$6,853,919 or roughly 54% and the Debt Service \$3,977,325 (31%). The unaudited ending general fund balance as of November 30, 2021 is \$4,789,533 equivalent to 2.15 operating months (**see page 2**).
- Through the end of the month (3/12 or 0.25% of the budget year):
 - The General Fund has collected \$3,366,665 (11.59% of its budgeted revenue) and has spent \$7,325,511 (25.19% of its budgeted expenditures) (**See page 3**).
 - The Child Nutrition fund has collected \$380,489 (40.75% of its budgeted revenue) and has spent \$268,896 (28.82% of its budgeted expenditures) (**See page 8**).
 - The district will be operating under an SSO (Summer Seamless Operating) program during the entire 2021-22 school year, as allowed by USDA. No Free and Reduced meal applications will be reported as all student meals will be provided free of charge. However, families are encouraged to complete applications for program reporting and state funding purposes.
 - Total meals served during the month of November were 30,856 of which 7,282 were breakfast and 23,574 lunch meals, which was a net decrease of 3% during a 17-day period (2 days less than the previous month).
 - The Debt Service fund collected \$662,197 (8.51% of its budgeted revenue) and spent \$750.00 (0.01%) of its budgeted expenditures). Debt service payments are made twice a year, February 15th and August 15th (**See page 9**).
 - The 2018 Capital Project fund has expended \$244,600 in the current fiscal year through the month of November 2021. Updates on bond projects are provided regularly by the bond project manager or at the request of the Board. (**See page 10**).
- Special Revenue funds consist of Federal, State, and local grants received by the District. Some of these grants such as Title I and IDEA are non-competitive grants which the District receives based on certain types of student population reported through PEIMS. Other grants such as the San Marcos Civic Foundation and the Wimberley Education Foundation are competitive grants and are awarded based on demonstrated needs. This group of funds



Wimberley ISD

Strength. Innovation. Excellence.

Wimberley Independent School District

Division of Business Support Services

951FM 2325

Wimberley, Texas 78676

Ph: (512) 847-2414

Fx: (512) 847-2142

also includes the Textbook (IMA) fund and federal COVID funding. Total revenue collected is \$493,698 and total expenditures spent is \$508,254 (**See page 11**).

- Total proprietary funds (Blue Hole Afterschool Program, Jacob's Well Afterschool Program and Tuition Based Pre-K Program) revenue collected is \$44,823, \$37,787, and \$196,532, respectively. Total expenditures are \$18,415, \$11,839, and \$58,318, resulting in a net profit of \$26,408, \$25,949, and \$138,214, respectively through the month of November 2021 (**See page 12**).
- Current Tax collections for the month of November 2021 totaled \$2,569,346 representing 7.62% of the levy collected during the month. Approximately 7.79% of the total levy has been collected through the end of November 2021 compared to 0.44% the previous year, an increase of 7.18%. About 7.96% of the adopted tax collection budget was realized compared to 0.72% the previous year (**See page 13**).
- During the month of November 2021 there was total of 5,294 student riders in the morning routes and 9,838 in the afternoon routes with an average number of student riders of 311.4 in the morning and 578.7 in the afternoon routes, which is an increase of 29% student ridership. The district currently has 14 mornings and 14 afternoon routes at an average daily mileage of 673.55 (See page 18).

Should have any questions regarding these financials please contact me.

Moises Santiago, RTSBA

Chief Financial Officer

Wimberley Independent School District

Wimberley Independent School District

Financial Reports

November 30, 2021

Wimberley Independent School District
Combined Balance Sheet
for the Month Ending November 30, 2021
(Un-Audited)

	<u>General</u> <u>Fund</u>	<u>Child Nutrition</u> <u>Fund</u>	<u>Debt Service</u> <u>Fund</u>	<u>2018 Capital</u> <u>Projects Funds</u>	<u>Special Revenue</u> <u>Funds</u>	<u>Enterprising</u> <u>Funds</u>	<u>Total</u>
<i>Assets:</i>							
Cash and Cash Equivalents	\$ 377,719.22	\$ 109,402.97	\$ 14,526.40	\$ 1,089.64	\$ 499,628.84	\$ 336,606.19	\$ 1,338,973.26
Current Investments	6,476,200.30		3,962,799.01	847,312.68	123,714.29	-	11,410,026.28
Total Cash and Investments	\$ 6,853,919.52	\$ 109,402.97	\$ 3,977,325.41	\$ 848,402.32	\$ 623,343.13	\$ 336,606.19	\$ 12,748,999.54
Property Taxes - Delinquent	752,165.00	-	160,848.00	-	-	-	913,013.00
Allowance for Uncollectible Taxes	(75,215.00)	-	(16,085.00)	-	-	-	(91,300.00)
Accrued Interest	0.04	-	817.59	1,316.03	-	-	2,133.66
Due from State Agencies	8,593.89	119,712.65	52,685.00	-	327,566.05	-	508,557.59
Due from other Governments	294,570.71	-	88,897.51	-	-	-	383,468.22
Due from Other Funds	50,710.68	-	-	-	2,389.00	-	53,099.68
Other Receivables	(269.89)	-	-	-	2,586.86	-	2,316.97
Total Receivables	\$ 1,030,555.43	\$ 119,712.65	\$ 287,163.10	\$ 1,316.03	\$ 332,541.91	\$ -	\$ 1,771,289.12
Inventories	8,106.04	11,832.25	-	-	-	-	19,938.29
Prepaid Items	-	-	-	-	-	-	-
Other Current Assets	\$ 8,106.04	\$ 11,832.25	\$ -	\$ -	\$ -	\$ -	\$ 19,938.29
Total Current Assets	\$ 7,892,580.99	\$ 240,947.87	\$ 4,264,488.51	\$ 849,718.35	\$ 955,885.04	\$ 336,606.19	\$ 14,540,226.95
Accounts Payable	\$ 18,659.67	\$ -	\$ -	\$ -	\$ 1,200.00	\$ 30.01	\$ 19,889.68
Other Liabilities	-	-	-	-	-	-	-
Payroll Deductions and Withholdings	133,502.27	-	-	-	-	-	133,502.27
Accrued Wages Payable	1,224,962.60	17,246.73	-	-	-	-	1,242,209.33
Due to Other Funds	2,924.00	-	-	-	35,241.02	-	38,165.02
Due to State Agencies	487,277.00	-	-	-	-	-	487,277.00
Due to other Governments	3,687.26	-	-	-	-	-	3,687.26
Accrued Expenses	24,950.16	-	-	-	-	-	24,950.16
Deferred Revenues	530,135.10	79,444.65	-	-	206,371.42	1,524.65	817,475.82
Deferred Inflows	676,950.00	-	144,763.00	-	-	-	821,713.00
Total Liabilities	\$ 3,103,048.06	\$ 96,691.38	\$ 144,763.00	\$ -	\$ 242,812.44	\$ 1,554.66	\$ 3,588,869.54
<i>Fund Balance/Equity</i>							
Reserved/Designated Fund Balance		151,502.04	2,383,461.67	3,687,407.40	-	-	6,222,371.11
Reserved for Current Year							
Expenditures/Expenses	4,789,532.93	(7,245.55)	\$ 1,736,263.84	(2,837,689.05)	713,072.60	335,051.53	4,728,986.30
Unreserved Fund Balance/Fund Equity	\$ -	-	-	-	-	-	-
Total Fund Balance/Equity	\$ 4,789,532.93	\$ 144,256.49	\$ 4,119,725.51	\$ 849,718.35	\$ 713,072.60	\$ 335,051.53	\$ 10,951,357.41
Total Liabilities and Fund Equity	\$ 7,892,580.99	\$ 240,947.87	\$ 4,264,488.51	\$ 849,718.35	\$ 955,885.04	\$ 336,606.19	\$ 14,540,226.95

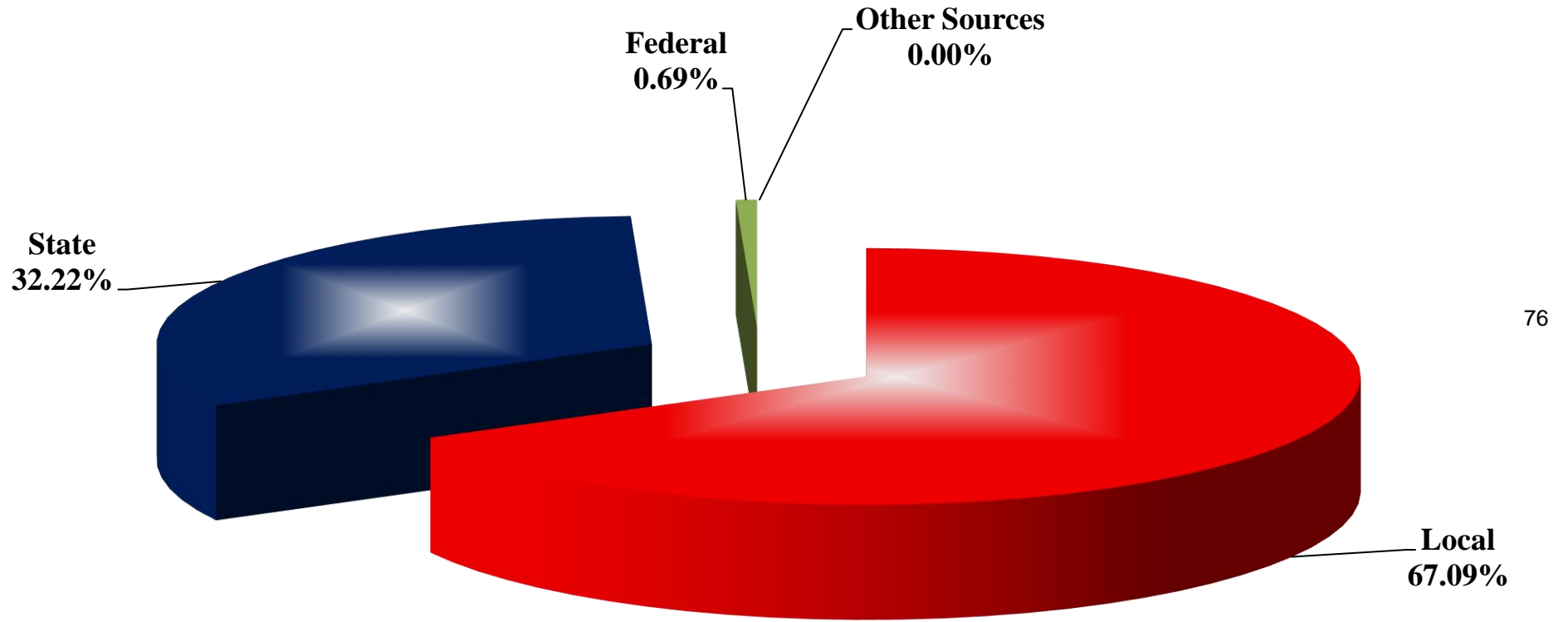
Wimberley Independent School District
Statement of Revenues, Expenditures, and Changes in Fund Balance
for the Month Ending November 30, 2021
(Un-Audited)

	GENERAL FUND						
	<u>Prior Year</u>				<u>Current Year</u>	<u>Unrealized/</u>	
	<u>Actual Revenues/</u>	<u>Original</u>	<u>Revised</u>	<u>Encumbrances</u>	<u>Actual Revenues/</u>	<u>Unexpended</u>	<u>Percentage</u>
	<u>Expenditures</u>	<u>Budget</u>	<u>Budget</u>		<u>Expenditures</u>	<u>Budget</u>	<u>Y-T-D</u>
Revenues:							
Local	\$ 282,514.07	\$ 26,210,049	\$ 26,210,049	\$ -	\$ 2,258,564.76	(23,951,484.24)	8.62%
State	\$ 1,056,781.24	2,438,526	2,438,526	\$ -	\$ 1,084,907.65	(1,353,618.35)	44.49%
Federal	\$ -	251,583	251,583	\$ -	\$ 23,192.44	(228,390.56)	9.22%
Other Sources	\$ -	155,832	155,832	\$ -	\$ -	(155,832.00)	0.00%
Total Revenues	\$ 1,339,295.31	\$ 29,055,990	\$ 29,055,990	\$ -	\$ 3,366,664.85	\$ (25,689,325.15)	11.59%
11-Instruction	\$ 3,329,155.59	14,342,026	14,342,026	62,757.20	\$ 3,786,468.19	10,492,800.61	26.40%
12-Library	\$ 59,395.98	271,270	271,270	14,088.57	\$ 63,165.55	194,015.88	23.29%
13-Prof Dev	\$ 41,113.16	274,922	274,922	2,160.00	\$ 55,032.25	217,729.75	20.02%
21-Instruct Admin	\$ 125,494.24	482,621	482,621	11,793.62	\$ 119,704.58	351,122.80	24.80%
23-Campus Admin	\$ 307,598.93	1,214,473	1,214,473	13,608.69	\$ 306,801.14	894,063.17	25.26%
31-Counselors	\$ 248,455.61	1,118,512	1,118,512	2,860.24	\$ 281,032.36	834,619.40	25.13%
33-Health Services	\$ 108,487.80	303,642	303,642		\$ 73,021.62	230,620.38	24.05%
34-Transportation	\$ 197,902.10	744,081	744,081	58,019.89	\$ 206,166.74	479,894.37	27.71%
36-Co-Curricular	\$ 309,158.92	1,331,946	1,331,946	12,842.19	\$ 335,106.47	983,997.34	25.16%
41-Gen Admin	\$ 371,650.10	1,484,995	1,484,995	18,190.70	\$ 378,038.57	1,088,765.73	25.46%
51-Maintenance	\$ 928,814.56	3,757,173	3,757,173	927,206.42	\$ 970,324.23	1,859,642.35	25.83%
52-Security	\$ 42,464.14	420,184	420,184	12,508.92	\$ 63,239.20	344,435.88	15.05%
53-Data Services	\$ 147,597.19	400,023	400,023	15,748.97	\$ 194,127.60	190,146.43	48.53%
61-Community Services		400	400			400.00	0.00%
81-Facilities Acquisition/Constr.							
91-Purchase of WADA-Chp 49	\$ 397,394.00	2,412,367	2,412,367		\$ 436,753.00	1,975,614.00	18.10%
99-Other Intergovernmental charge	\$ 56,816.05	251,169	251,169		\$ 56,529.56	194,639.44	22.51%
00-Other Uses		273,135	273,135			273,135.00	0.00%
Total Expenditures and Other Uses	\$ 6,671,498.37	\$ 29,082,939	\$ 29,082,939	\$ 1,151,785.41	\$ 7,325,511.06	\$ 20,605,642.53	25.19%
Excess of Revenues Over (Under)							
Expenditures and Other Uses	\$ (5,332,203.06)	\$ (26,949)	\$ (26,949)	(1,151,785.41)	\$ (3,958,846.21)		
Unaudited Fund Balance September 1, 2021		\$ 8,972,334	\$ 8,972,334	-	\$ 8,972,334.32		
Fund Balance Ending - Monthly Reporting Period		\$ 8,945,385	\$ 8,945,385	(1,151,785.41)	\$ 5,013,488.11	\$ (3,931,897.21)	

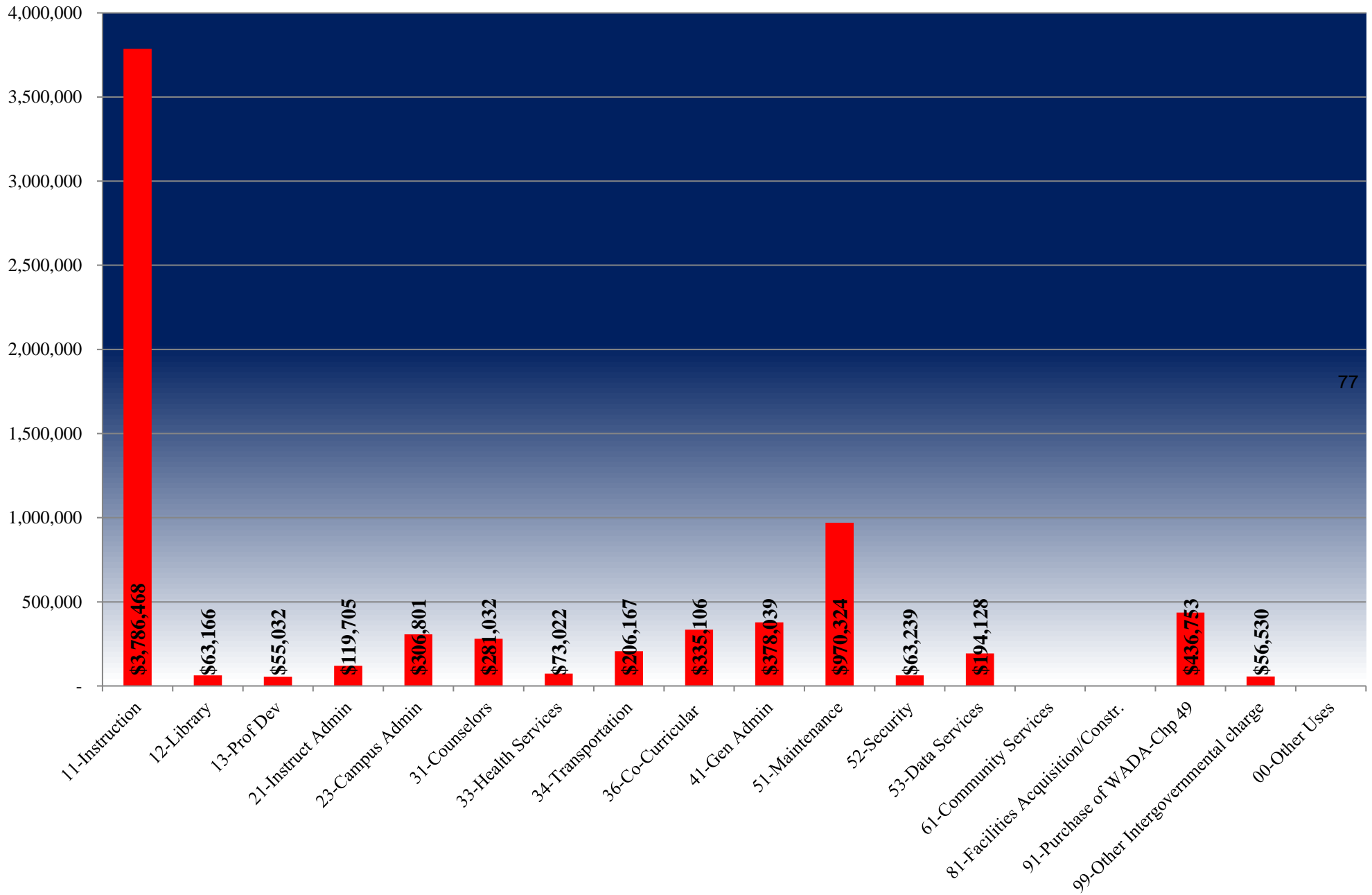
Wimberley Independent School District
Detail of Expenditures & Other Uses(Program) - General Fund
for the Month Ending November 30, 2021
(Un-Audited)

	GENERAL FUND						
	<u>Prior Year</u>	<u>Original</u>	<u>Revised</u>	<u>Encumbrances</u>	<u>Current Year</u>	<u>Unrealized/</u>	<u>Percentage</u>
	<u>Actual Revenues/ Expenditures</u>				<u>Actual Revenues/ Expenditures</u>	<u>Unexpended Budget</u>	
<i>Expenditures and Other Uses by Program Code:</i>							
11-Basic Educational Services	2,367,352.98	9,557,226	9,557,226	60,070.51	2,544,037.70	6,953,117.79	26.62%
21-Gifted and Talented	69,847.40	307,036	307,036	170.00	73,886.92	232,979.08	24.06%
22-Career and Technical	239,379.98	988,826	988,826	1,313.21	259,686.68	727,826.11	26.26%
23-Services to Students with Disabilities	544,942.82	2,480,574	2,480,574	23,543.95	643,211.33	1,813,818.72	25.93%
24-Accelerated Education	100,096.43	439,621	439,621	128.99	112,785.12	326,706.89	25.66%
25-Bilingual Education and Special Language	67,786.46	232,179	232,179	225.00	58,733.20	173,220.80	25.30%
28-Disciplinary Alternative Education (DAEP)	26,034.00	82,374	82,374		25,089.50	57,284.50	30.46%
32-Pre-Kindergarten	71,454.75	453,969	453,969		122,530.56	331,438.44	26.99%
33-Prekindergarten Special Education Services	18,867.32	68,680	68,680		16,989.87	51,690.13	24.74%
35-Prekindergarten Bilingual Services	17,210.54	61,146	61,146		18,429.12	42,716.88	30.14%
36-Early Education Allotment		171,460	171,460		44,380.22	127,079.78	25.88%
37-Dyslexia	24,476.56	153,881	153,881		38,832.35	115,048.65	25.24%
38-College, Career & Military Readiness	11,976.99	236,749	236,749		60,215.62	176,533.38	25.43%
43-Dyslexia - Special Education	6,962.03	76,858	76,858		19,344.03	57,513.97	25.17%
91-Athletics and Related Activities	270,636.45	1,121,656	1,121,656	7,575.50	291,466.40	822,614.10	25.99%
99-Undistributed	2,834,473.66	12,650,704	12,650,704	1,058,758.25	2,995,892.44	8,596,053.31	23.68%
Total Expenditures and Other Uses	6,671,498.37	29,082,939	29,082,939	1,151,785.41	7,325,511.06	20,605,642.53	25.19%

General Fund Revenues Collected to Date

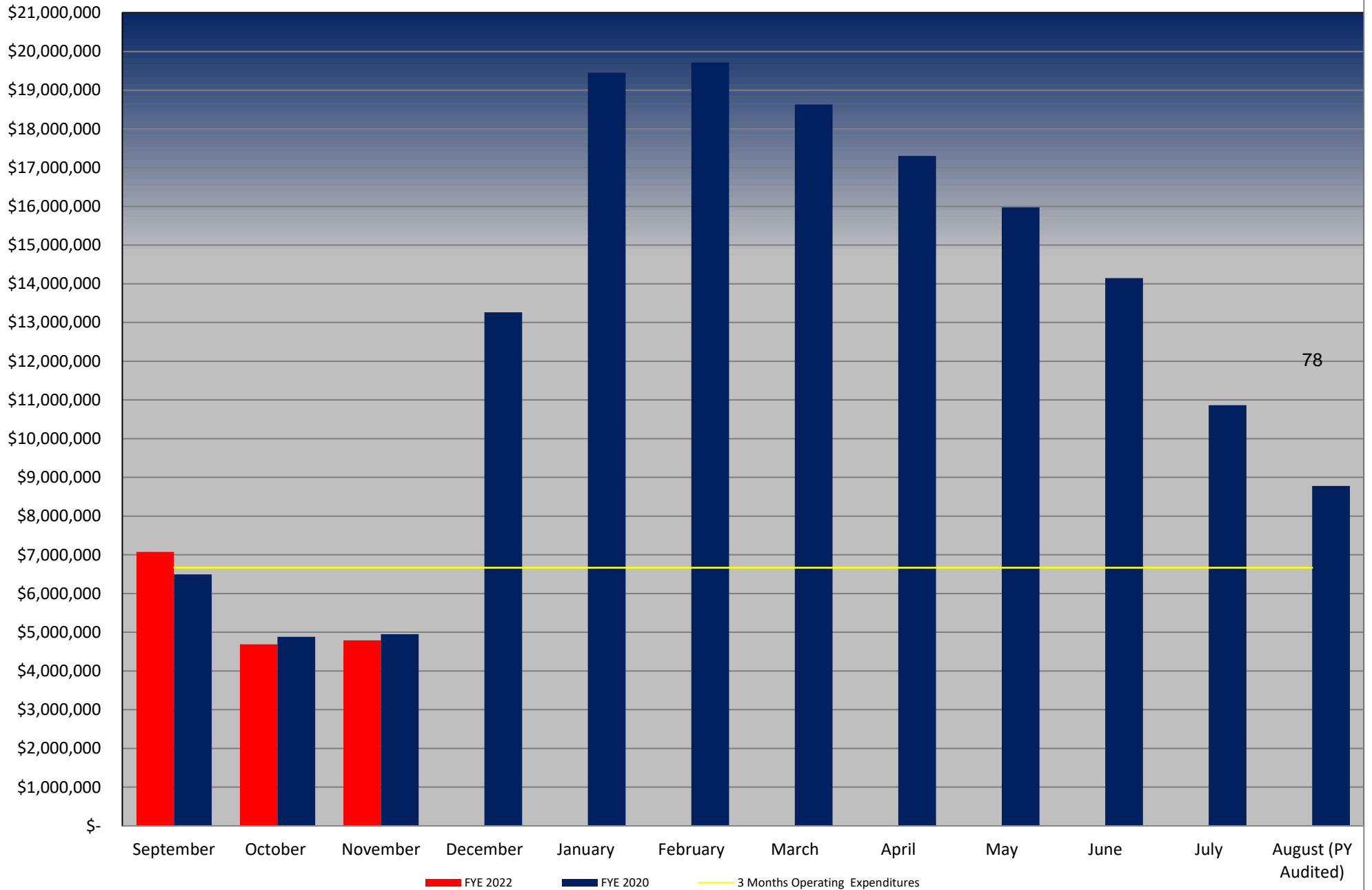


General Fund Expenditures to Date



77

Fund Balance by Month



78

Wimberley Independent School District
Statement of Revenues, Expenditures, and Changes in Fund Balance
for the Month Ending November 30, 2021
(Un-Audited)

	CHILD NUTRITION FUND						
	<u>Prior Year</u>		<u>Current Year</u>		<u>Unrealized/</u>		<u>Percentage</u>
	<u>Actual Revenues/</u>	<u>Original</u>	<u>Revised</u>	<u>Actual Revenues/</u>	<u>Unexpended</u>	<u>Y-T-D</u>	
	<u>Expenditures</u>	<u>Budget</u>	<u>Budget</u>	<u>Expenditures</u>	<u>Budget</u>		
Revenues and Other Resources:							
Local	\$ 89,860.00	\$ 327,060	\$ 327,060	\$ 1,201.04	\$ (325,858.96)		0.37%
State	-	4,250	4,250	\$ 614.00	(3,636.00)		14.45%
Federal	77,764.43	332,892	332,892	\$ 378,673.63	45,781.63		113.75%
Other sources	-	269,455	269,455	-	(269,455.00)		0.00%
Total Revenues and Other Resources	\$ 167,624.43	\$ 933,657	\$ 933,657	\$ 380,488.67	\$ (553,168.33)		40.75%
Expenditures and Other Uses:							
35-6100 Payroll	107,434.15	477,608	477,608	\$ 116,133.49	361,474.51		24.32%
35-6200 Professional and Contracted Services	10.74	14,046	14,046	\$ 7.63	14,038.37		0.05%
35-6341 Food Supplies	63,405.05	294,709	294,709	\$ 125,391.09	169,317.91		42.55%
35-6342 Non-Food Supplies	10,431.88	34,821	34,821	\$ 12,292.04	22,528.96		35.30%
35-6344 USDA Commodities	-	72,892	72,892	-	72,892.00		0.00%
35-6349 Miscellaneous Supplies	-	7,800	7,800	-	3,800.00		0.00%
35-6300 Supplies & Materials	4,137.10	19,156	28,356	\$ 13,747.50	-		48.48%
35-6400 Food Service Other Operating Expenses	(10,081.31)	12,625	6,725	\$ 1,324.34	5,400.66		19.69%
35-6600 Food Service Capital Expenses	-	-	-	-	-		NA
Total Expenditures	\$ 175,337.61	\$ 933,657	\$ 932,957	\$ 268,896.09	\$ 649,452.41		28.82%
Excess of Revenues and Other Resources							
Over (Under) Expenditures	\$ (7,713.18)	\$ -	\$ 700	\$ 111,592.58			
Unaudited Fund Balance September 1, 2021		33,162	33,162	33,162.45			
Fund Balance Ending - Monthly Reporting Period		\$ 33,162.00	\$ 33,862.00	\$ 144,755.03	\$ 110,893.03		

79

	Prior Month	Current Year/Mo.	Increase/(Decrease)	% Change	Current			
					Prior Month	Year/Day	Increase / (Decrease)	% Change
SSO Program								
(All Meals are Free of Charge)								
School Breakfast Program Meals Served: (Days)					19	17		
Free-Bkfst	6,979	7,282	303	4%	367	428	61	17%
Reduced-Bkfst	-	-	-	NA	-	-	-	NA
Paid-Bkfst	-	-	-	NA	-	-	-	NA
Total	6,979	7,282	303	4%	367	428	61	17%
School Lunch Program Meals Served:								
Free-Lunch	25,481	23,574	(1,907)	-7%	1,341	1,387	46	3%
Reduced-Lunch	-	-	-	NA	-	-	-	NA
Paid-Lunch	-	-	-	NA	-	-	-	NA
Total	25,481	23,574	(1,907)	-7%	1,341	1,387	46	3%
Grant Totals	32,460	30,856	(1,604)	-3%	1,708	1,815	107	20%

Wimberley Independent School District
Statement of Revenues, Expenditures, and Changes in Fund Balance
for the Month Ending November 30, 2021
(Un-Audited)

DEBT SERVICE FUND

	<u>Prior Year</u> <u>Actual Revenues/</u> <u>Expenditures</u>		<u>Original</u> <u>Budget</u>		<u>Revised</u> <u>Budget</u>		<u>Current Year</u> <u>Actual Revenues/</u> <u>Expenditures</u>		<u>Unrealized/</u> <u>Unexpended</u> <u>Budget</u>	<u>Percentage</u> <u>Y-T-D</u>
Revenues:										
Local Revenue										
Taxes, Current Year Levy	28,977.78	\$	7,704,424	\$	7,704,424	\$	599,549.85	\$	(7,104,874.15)	7.78%
Taxes, Prior Year	10,130.41		30,000		30,000		7,664.70		(22,335.30)	25.55%
Penalties, Interest and Other Tax Revenues	5,267.81		40,700		40,700		8,298.81		(32,401.19)	20.39%
Earnings from Investments	535.30		3,000		3,000		(6,001.57)		(9,001.57)	-200.05%
Miscellaneous Revenue	-		-		-				-	NA
Local Revenue	\$ 44,911.30	\$	7,778,124	\$	7,778,124	\$	609,511.79	\$	(7,168,612.21)	7.84%
State Revenue										
Additional State Aid for Homestead Exemption	-	\$	-	\$	-	\$	52,685.00		52,685.00	NA
State Revenue	-	\$	-	\$	-	\$	52,685.00	\$	52,685	NA
Other Sources										
Issuance of Bonds	-	\$	-	\$	-	\$	-		-	NA
Operating Transfer In	-	\$	-	\$	-	\$	-		-	NA
Bond Premium/Discount	-	\$	-	\$	-	\$	-		-	NA
Other Source Revenue	-	\$	-	\$	-	\$	-	\$	-	0.00%
Total Revenue	\$ 44,911.30	\$	7,778,124.00	\$	7,778,124.00	\$	662,196.79	\$	(7,115,927.21)	8.51%
Expenditures:										
71-6511 Bond Principal	-		2,420,000		2,420,000		-		2,420,000.00	0.00%
71-6521 Interest on Bonds	-		3,579,780		3,579,780		-		3,579,780.00	0.00%
71-6599 Other Debt Service Fees	(190.63)		10,500		10,500		750.00		9,750.00	7.14%
Total Expenditures	\$ (190.63)	\$	6,010,280	\$	6,010,280	\$	750.00	\$	6,009,530	0.01%
Excess of Revenues										
Over (Under) Expenditures	\$ 45,101.93	\$	1,767,844	\$	1,767,844	\$	661,446.79			
Unaudited Fund Balance September 1, 2021			\$ 3,453,771.00	\$	3,453,771.00	\$	3,453,770.61			
Fund Balance Ending - Monthly Reporting Period			\$ 5,221,615.00	\$	5,221,615.00	\$	4,115,217.40	\$	(1,106,397.60)	

Wimberley Independent School District
Statement of Revenues, Expenses, and Changes in Equity
for the Month Ending November 30, 2021
(Un-Audited)

	CAPITAL PROJECT FUNDS	
	<u>2018</u>	<u>2021-2022</u>
	<u>Capital Projects</u>	<u>Capital Projects</u>
	<u>Program</u>	<u>Total Revenues/</u>
	<u>\$45,500.000</u>	<u>Expenses</u>
<i>Revenues and Other Resources:</i>		
Local	\$ 203.06	\$ 203.06
State	-	-
Other sources	-	-
Total Revenues and Other Resources	\$ 203.06	\$ 203.06
<i>Expenses and Other Uses:</i>		
6100 Payroll	-	-
6200 Professional and Contracted Services	4,400.00	4,400.00
6300 Supplies and Materials	5,800.44	5,800.44
6400 Other Operating Expenses	-	-
6600 Capital Outlay	234,399.13	234,399.13
8000-Other Uses	-	-
Total Expenses	\$ 244,599.57	\$ 244,599.57
Excess of Revenues and Other Resources		
Over (Under) Expenses	\$ (244,396.51)	\$ (244,396.51)
Unaudited Fund Equity September 1, 2021	\$ 1,164,524.50	\$ 1,164,524.50
Fund Balance Ending - Monthly Reporting Period	\$ 920,127.99	\$ 920,127.99

Wimberley Independent School District
Statement of Revenues, Expenditures, and Changes in Fund Balance
for the Month Ending November 30, 2021
(Un-Audited)

SPECIAL REVENUE FUNDS

	<u>Prior Year</u> <u>Actual Revenues/</u> <u>Expenditures</u>	<u>Revised Budget</u>	<u>Current Year</u> <u>Actual Revenues/</u> <u>Expenditures</u>	<u>Unrealized/</u> <u>Unexpended</u> <u>Budget</u>	<u>Percentage</u> <u>Y-T-D</u>
Revenues:					
Local	\$ 602,741.16	\$ 810,945	\$ 252,454.41	\$ (558,490.50)	31.13%
State	52,499.44	138,212	1,863.77	(136,347.99)	1.35%
Federal	102,574.35	1,945,753	239,380.08	(1,706,372.92)	12.30%
Total Revenues	\$ 757,814.95	\$ 2,894,910	\$ 493,698.26	\$ (2,401,211.41)	17.05%
Expenditures:					
11-Instruction	75,624.33	1,803,586	287,835.66	1,515,750.09	15.96%
12-Library	-	-	-	-	NA
13-Prof Dev	9,919.70	56,636	14,516.76	42,119.24	25.63%
21-Instruct Admin	137.51	-	183.33	(183.33)	NA
23-School Leadership	247.78	0	63.95	(63.75)	31975.00%
31-Counselors	3,860.83	34,430	14,177.05	20,252.95	41.18%
33-Health Services	-	85,754	32,664.27	53,089.73	38.09%
34-Transportation	-	-	-	-	NA
36-Co-Curricular	36,544.45	772,966	143,307.69	629,658.53	18.54%
41-Gen Admin	-	-	3,062.00	(3,062.00)	NA
51-Maintenance	-	-	-	-	NA
52-Security	-	-	-	-	NA
53-Data Services	-	-	-	-	NA
61-Community Service	-	-	-	-	NA
81-Facilities Acquisition/Constr	-	144,182	12,457.89	131,724.11	8.64%
99-Other Intergovernmental Charges	-	-	-	-	NA
00-Other Uses	(595.00)	-	(15.00)	15.00	NA
Total Expenditures	\$ 125,739.60	\$ 2,897,554	\$ 508,253.60	\$ 2,389,300.57	17.54%
Excess of Revenues					
Over (Under) Expenditures	\$ 632,075.35	\$ (2,644.50)	\$ (14,555.34)		
Unaudited Fund Balance September 1, 2021		\$ -	\$ -	\$ -	
Fund Balance Ending - Monthly Reporting Period		\$ (2,644.50)	\$ (14,555.34)	\$ (11,910.84)	

Wimberley Independent School District
Statement of Revenues, Expenses, and Changes in Equity
for the Month Ending November 30, 2021
(Un-Audited)

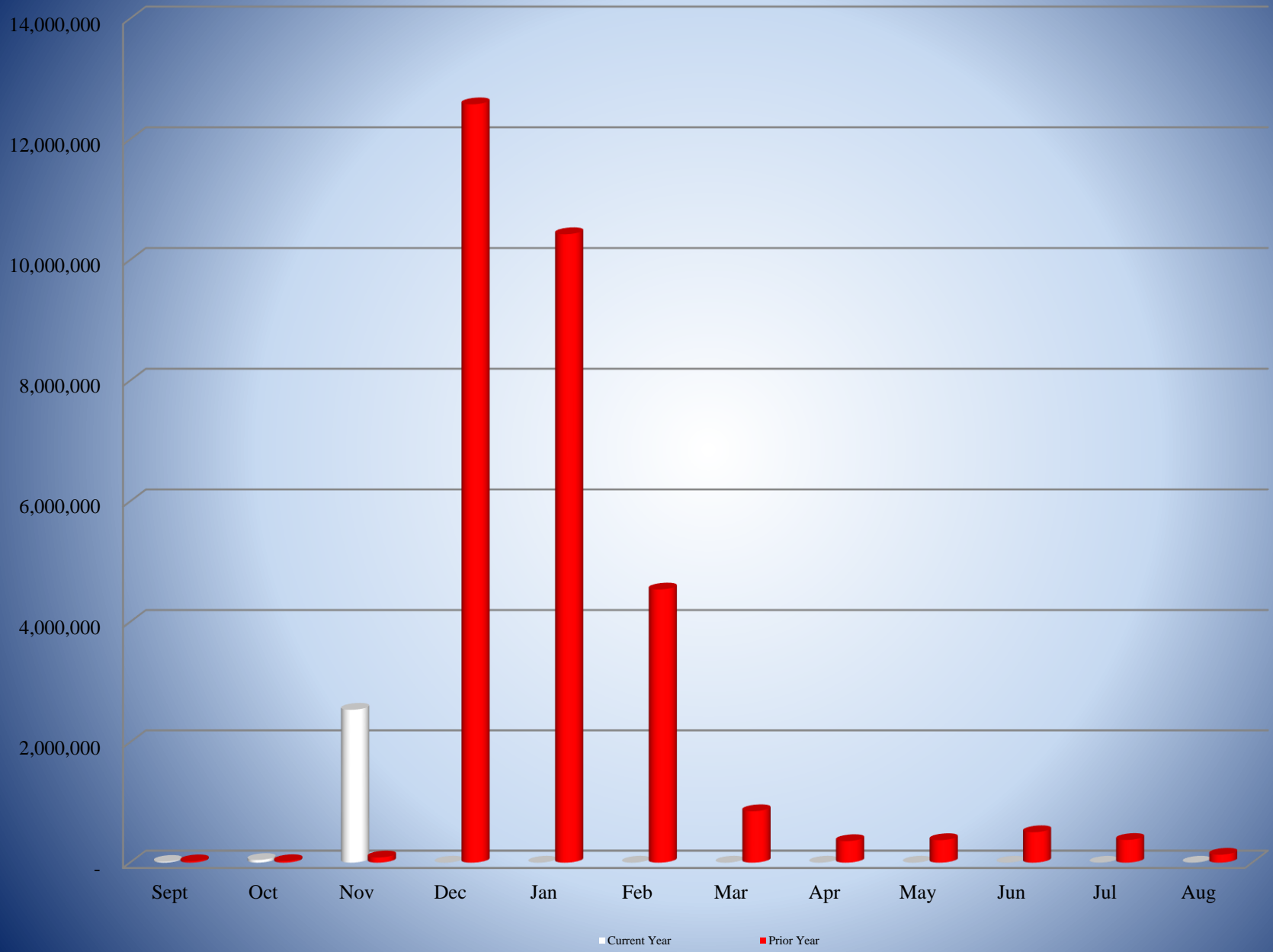
ENTERPRISING FUNDS

	<u>2021-2022</u> <u>Blue Hole</u> <u>After School</u> <u>Program</u>	<u>2021-2022</u> <u>Jacob's Well</u> <u>After School</u> <u>Program</u>	<u>2021-2022</u> <u>Blue Hole</u> <u>Pre-K</u> <u>Program</u>	<u>2021-2022</u> <u>Total Revenues/</u> <u>Expenses</u>
<i>Revenues and Other Resources:</i>				
Local	\$ 43,572.52	\$ 37,065.77	\$ 192,788.74	\$ 273,427.03
State	1,250.45	721.73	3,743.64	5,715.82
Other sources	-	-	-	-
Total Revenues and Other Resources	\$ 44,822.97	\$ 37,787.50	\$ 196,532.38	\$ 279,142.85
<i>Expenses and Other Uses:</i>				
6100 Payroll	17,372.11	10,871.41	57,419.91	85,663.43
6200 Professional and Contracted Services	-	-	-	-
6300 Supplies and Materials	1,042.86	-	898.58	1,941.44
6400 Other Operating Expenses	-	967.54	-	967.54
6600 Capital Outlay	-	-	-	-
8000-Other Uses	-	-	-	-
Total Expenses	\$ 18,414.97	\$ 11,838.95	\$ 58,318.49	\$ 88,572.41
Excess of Revenues and Other Resources				
Over (Under) Expenses	\$ 26,408.00	\$ 25,948.55	\$ 138,213.89	\$ 190,570.44
Unaudited Fund Equity September 1, 2021	\$ 20,352.50	\$ 65,454.97	\$ 42,156.19	\$ 127,963.66
Fund Balance Ending - Monthly Reporting Period	\$ 46,760.50	\$ 91,403.52	\$ 180,370.08	\$ 318,534.10

Wimberley Independent School District
Monthly Tax Collection Report
for the Month Ending November 30, 2021

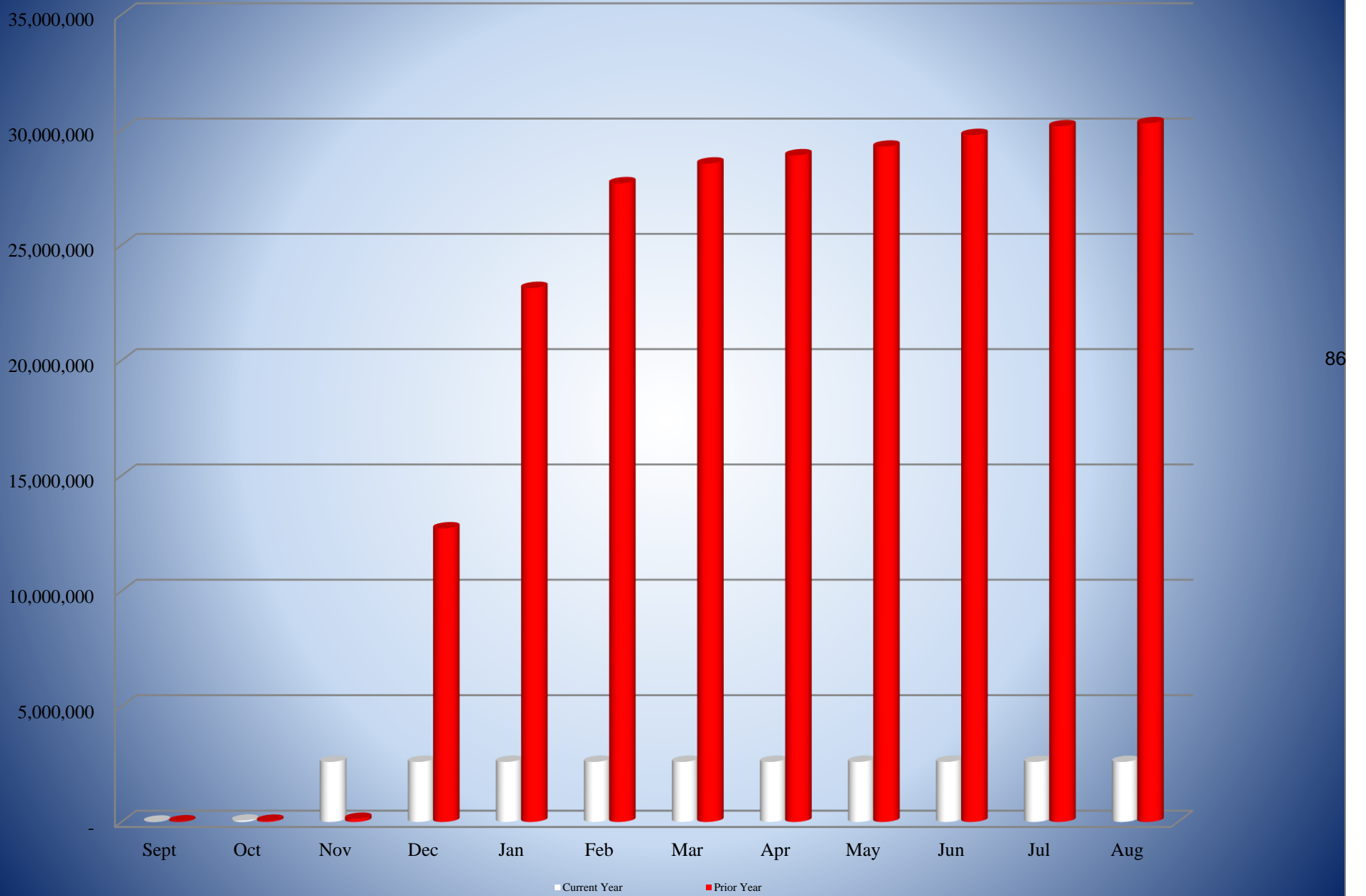
	Prior Year 2020-2021				Current Year 2021-2022			
	General Fund	Debt Service Fund	Total	% of Levy	General Fund	Debt Service Fund	Total	% of Levy
Current Month Tax Collections:								
5711 Taxes-Current Year Tax Levy	\$ 66,627.78	\$ 18,989.75	\$ 85,617.53	0.28%	\$ 1,954,813.37	\$ 586,766.65	\$ 2,541,580.02	7.62%
5712 Taxes-Delinquent Collections	\$ 40,147.20	\$ 10,089.82	\$ 50,237.02		\$ 17,841.25	\$ 5,044.73	\$ 22,885.98	
5719 Penalties and Interest	\$ 11,007.54	\$ 2,548.70	\$ 13,556.24		\$ 3,879.97	\$ 1,000.17	\$ 4,880.14	
Total Current Month Collections	\$ 117,782.52	\$ 31,628.27	\$ 149,410.79		\$ 1,976,534.59	\$ 592,811.55	\$ 2,569,346.14	
								84
Fiscal Year to Date Collections:								
5711 Taxes-Current Year Tax Levy	\$ 103,858.81	\$ 28,977.78	\$ 132,836.59	0.44%	\$ 1,999,664.32	\$ 599,549.85	\$ 2,599,214.17	7.79%
5712 Taxes-Delinquent Collections	\$ 40,901.15	\$ 10,130.41	\$ 51,031.56		\$ 45,826.68	\$ 11,237.16	\$ 57,063.84	
5719 Penalties and Interest	\$ 21,828.02	\$ 5,267.81	\$ 27,095.83		\$ 20,520.33	\$ 4,726.35	\$ 25,246.68	
Total Revenue Collected	\$ 166,587.98	\$ 44,376.00	\$ 210,963.98		2,066,011.33	615,513.36	2,681,524.69	
Total Budgeted Tax Revenue (Current, Delinquent, Penalty & Interest)	\$ 22,870,365.00	\$ 6,499,982.00	\$ 29,370,347.00		\$ 25,917,271.00	\$ 7,774,424.00	\$ 33,691,695.00	
Percentage of Budget Collected	0.73%	0.68%	0.72%		7.97%	7.92%	7.96%	

Month to Date Tax Collections Current Levy



85

Year to Date Tax Collections Current Levy



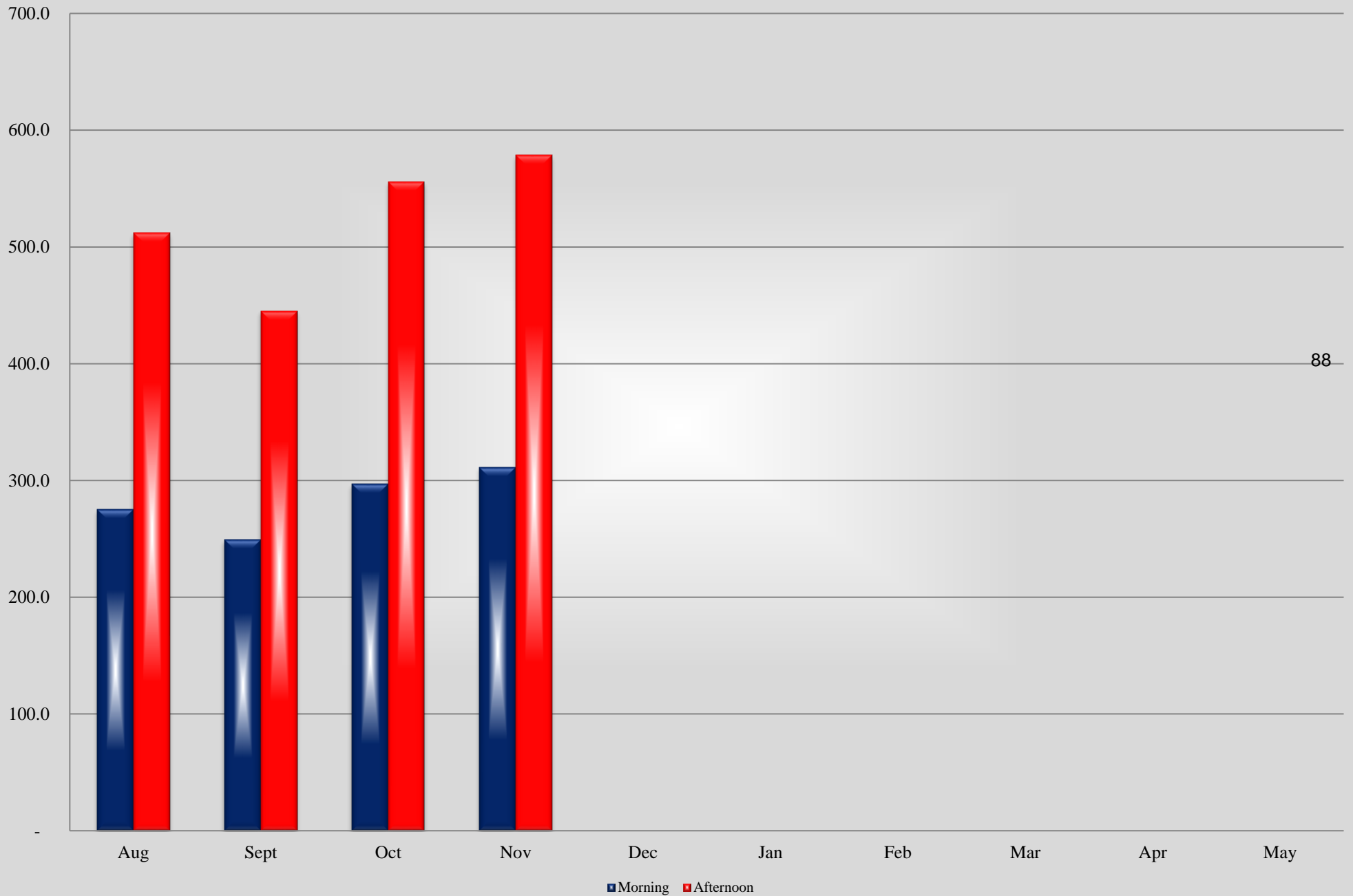
86

Wimberley Independent School District
Summary of Transportation - Student Riders
for the Month Ending November 30, 2021

Morning:	Days:	10	25	19	17							71	<u>Average</u>	<u>Daily</u>	<u>Annual</u>
	<u>Aug</u>	<u>Sept</u>	<u>Oct</u>	<u>Nov</u>	<u>Dec</u>	<u>Jan</u>	<u>Feb</u>	<u>Mar</u>	<u>Apr</u>	<u>May</u>	<u>Total</u>	<u>Ridership</u>	<u>Mileage</u>	<u>Mileage</u>	<u>Mileage</u>
Route 1	261.0	532.0	505.0	493.0							1,791.0	25.2	39.35	2,793.85	
Route 2	233.0	573.0	532.0	484.0							1,822.0	25.7	29.29	2,079.59	
Route 3	277.0	616.0	544.0	537.0							1,974.0	27.8	24.80	1,760.80	
Route 4	389.0	920.0	807.0	752.0							2,868.0	40.4	25.07	1,779.97	
Route 5	311.0	612.0	644.0	494.0							2,061.0	29.0	19.54	1,387.34	
Route 6	360.0	815.0	678.0	690.0							2,543.0	35.8	27.27	1,936.17	
Route 7	248.0	577.0	522.0	485.0							1,832.0	25.8	28.98	2,057.58	
Route 8	200.0	500.0	448.0	444.0							1,592.0	22.4	17.51	1,243.21	
Route 9	324.0	767.0	679.0	648.0							2,418.0	34.1	18.12	1,286.52	
Route 11	77.0	176.0	152.0	142.0							547.0	7.7	22.18	1,574.78	
Route 12	46.0	97.0	99.0	95.0							337.0	4.7	29.99	2,129.29	
Route 13	11.0	19.0	17.0	16.0							63.0	0.9	38.67	2,745.57	
Route 15	10.0	20.0	17.0	14.0							61.0	0.9	0.59	41.89	
Route 16	4.0	-	-	-							4.0	0.1	9.80	695.80	
Total	2,751.0	6,224.0	5,644.0	5,294.0	-	-	-	-	-	-	19,913.0	280.5	331.16	23,512.36	
Average number of students	275.1	249.0	297.1	311.4	-	-	-	-	-	-	280.5				

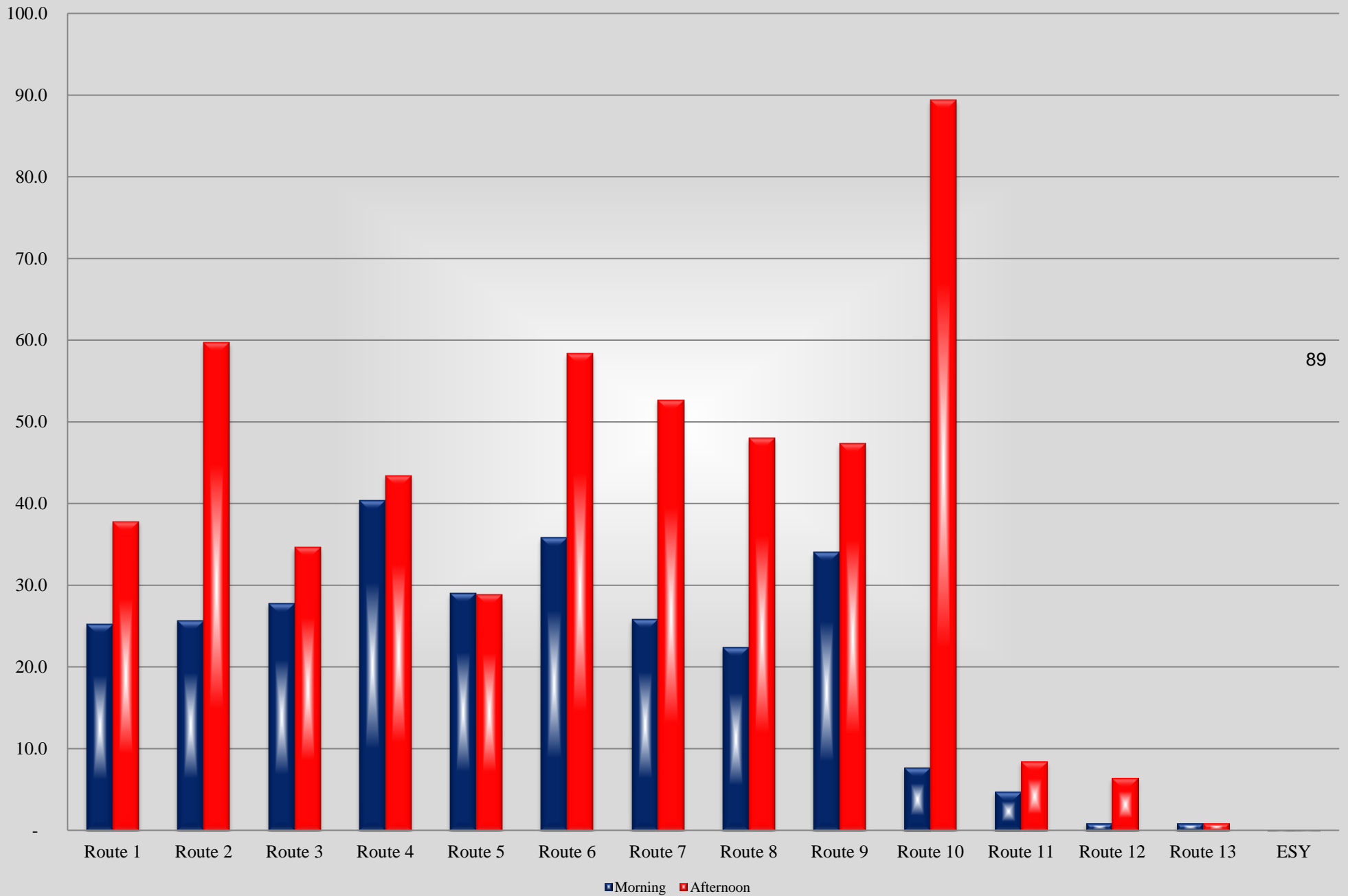
Afternoon:	<u>August</u>	<u>September</u>	<u>October</u>	<u>November</u>	<u>December</u>	<u>January</u>	<u>February</u>	<u>March</u>	<u>April</u>	<u>May</u>	<u>Total</u>	<u>Average</u>	<u>Daily</u>	<u>Annual</u>
												<u>Ridership</u>	<u>Mileage</u>	<u>Mileage</u>
Route 1	412.0	810.0	746.0	716.0							2,684.0	37.8	40.71	2,890.41
Route 2	462.0	1,301.0	1,285.0	1,192.0							4,240.0	59.7	28.71	2,038.41
Route 3	343.0	771.0	698.0	649.0							2,461.0	34.7	34.02	2,415.42
Route 4	469.0	931.0	821.0	863.0							3,084.0	43.4	24.98	1,773.58
Route 5	280.0	556.0	659.0	554.0							2,049.0	28.9	24.41	1,733.11
Route 6	652.0	1,138.0	1,170.0	1,185.0							4,145.0	58.4	21.54	1,529.34
Route 7	395.0	1,198.0	1,109.0	1,038.0							3,740.0	52.7	26.12	1,854.52
Route 8	463.0	1,027.0	997.0	925.0							3,412.0	48.1	20.00	1,420.00
Route 9	489.0	1,002.0	974.0	897.0							3,362.0	47.4	21.22	1,506.62
Route 10	1,004.0	2,048.0	1,774.0	1,524.0							6,350.0	89.4	11.70	830.70
Route 11	72.0	193.0	174.0	161.0							600.0	8.5	27.59	1,958.89
Route 12	65.0	134.0	136.0	118.0							453.0	6.4	22.78	1,617.38
Route 13	11.0	19.0	17.0	16.0							63.0	0.9	38.61	2,741.31
ESY	4.0	-	-	-							4.0	0.1	0.00	0.00
Total	5,121.0	11,128.0	10,560.0	9,838.0	-	-	-	-	-	-	36,647.0	516.2	342.39	24,309.69
Average number of students	512.1	445.1	555.8	578.7	-	-	-	-	-	-	516.2			
Average daily mileage														673.55

Total Average Number of Students



88

Average Ridership by Routes



CHECK		CHECK		ACCOUNT						INVOICE		
NUMBER	DATE	NUMBER				VENDOR		DESCRIPTION			AMOUNT	
0	10/20/2021	199 E 23 6411 ME 001 0 99 000				Alamo Cafe		Admin Meal at Varsity Football			38.22	
0	10/20/2021	699 E 11 6399 00 102 0 11 P01				Armadillo Clay & Supplies		BOND: Supplies for B. Hole Kiln			335.20	
0	10/20/2021	162 E 11 6495 00 041 0 11 000				ATSSB		Membership Dues for R. Mosley			75.00	
0	10/20/2021	199 E 23 6411 ME 001 0 99 000				Buc-ee's		Admin Meal at Varsity Football			13.06	
0	10/20/2021	410 E 11 6395 00 041 0 11 000				CATCH Global Foundation		2021-2022 CATCH Healthy Campus Curriculum for JWE			699.00	
0	10/20/2021	410 E 11 6395 00 102 0 11 000				CATCH Global Foundation		2021-2022 CATCH Healthy Campus Curriculum for JWE			699.00	
0	10/20/2021	410 E 11 6395 00 101 0 11 000				CATCH Global Foundation		2021-2022 CATCH Healthy Campus Curriculum for JWE			699.00	
0	10/20/2021	161 E 36 6394 00 001 0 91 000				Championship Productions		Annual ChampCoach Softball Membership Renewal			199.99	
0	10/20/2021	199 E 36 6499 00 001 0 91 CHR				Chick-fil-A - San Marcos		Cheer Meals			271.15	
0	10/20/2021	461 E 36 6499 A4 041 0 91 000				Chick-fil-A - San Marcos		Supplies for JH Volleyball Concession			259.50	
0	10/20/2021	199 E 23 6411 ME 001 0 99 000				Chili's		Admin Meal at Varsity Football			18.24	
0	11/04/2021	199 E 41 6499 00 701 0 99 000				Creekside Cookers BBQ LLC		Superintendent Advisory Committee Lunch			143.93	
0	10/20/2021	461 E 36 6499 64 001 0 99 000				Creekside Cookers BBQ LLC		Lunch for Custodians			96.71	
0	10/20/2021	461 E 36 6499 58 001 0 99 000				Creekside Cookers BBQ LLC		Lunch for Custodians			42.29	
0	10/20/2021	461 E 36 6499 A3 001 0 91 000				Crown Awards		Football Trophy			124.87	
0	10/20/2021	865 E 36 6499 50 001 0 22 000				Texas FFA Association		Dues			737.78	
0	10/20/2021	199 E 36 6412 00 001 0 99 UIL				Gattitown - Southpark Meadows		Meal for UIL Meet			324.00	
0	10/20/2021	461 E 36 6499 AA 041 0 91 000				Hardwood Texas		Supplies for JH Girls Basketball			83.21	90
0	10/20/2021	161 E 36 6499 00 001 0 91 000				HEB Credit Receivables		Food for Pressbox			49.83	
0	10/20/2021	199 E 11 6399 00 001 0 22 FCS				HEB Credit Receivables		Classroom Supplies			226.74	
0	10/20/2021	199 E 11 6399 00 001 0 22 FCS				HEB Credit Receivables		Classroom Supplies			121.56	
0	10/20/2021	199 E 11 6399 00 001 0 22 FCS				HEB Credit Receivables		Classroom Supplies			67.15	
0	10/20/2021	199 E 11 6399 00 001 0 22 FCS				HEB Credit Receivables		Classroom Supplies			76.11	
0	10/20/2021	461 E 36 6499 A3 001 0 91 000				HEB Credit Receivables		Drinks for Varsity Football			72.85	
0	10/20/2021	461 E 36 6499 A4 001 0 91 000				HEB Credit Receivables		Supplies for Volleyball Banquet			66.89	
0	10/20/2021	199 E 11 6399 00 102 0 11 GEN				HEB Credit Receivables		Supplies for Bike Rodeo			29.26	
0	10/20/2021	199 E 41 6499 00 750 0 99 HRS				HEB Credit Receivables		Supplies for Substitute Orientation			47.69	
0	10/20/2021	461 E 36 6499 A3 001 0 91 000				HEB Credit Receivables		Drinks for Varsity Football			79.46	
0	10/20/2021	865 E 36 6499 23 001 0 99 000				HEB Credit Receivables		Supplies for HOCO 2021			91.93	
0	10/20/2021	199 E 52 6499 00 810 0 99 000				HEB Credit Receivables		Supplies for SEL Curriculum Writing Meeting			19.11	
0	10/20/2021	461 E 36 6499 A3 001 0 91 000				HEB Credit Receivables		Drinks for Varsity Football			83.48	
0	10/20/2021	199 E 11 6399 00 001 0 11 GEN				HEB Credit Receivables		Supplies for Staff Appreciation			63.46	
0	10/20/2021	199 E 52 6499 00 810 0 99 000				HEB Credit Receivables		Supplies for Campuses			116.76	
0	11/04/2021	199 E 41 6411 00 701 0 99 000				Horseshoe Bay Resort Destinations L		Hotel for Superintendent Symposium			181.26	
0	11/04/2021	199 E 41 6411 00 701 0 99 000				Horseshoe Bay Resort Destinations L		Hotel for Superintendent Symposium			255.62	
0	10/20/2021	461 E 36 6499 00 102 0 99 000				Jason's Deli		Lunch for GIST Meeting			118.77	
0	10/20/2021	461 E 36 6499 00 102 0 99 000				Leaning Pear LLC		Lunch for GIST Meeting			63.05	
0	10/20/2021	161 E 36 6411 ME 001 0 91 000				McDonald's		Meal for Coach Warren at Tennis State			7.64	
0	10/20/2021	865 E 36 6499 40 001 0 99 000				NASSP/NHS/NJHS		NHS Certificates			75.00	

CHECK NUMBER	CHECK DATE	ACCOUNT NUMBER	VENDOR	INVOICE DESCRIPTION	AMOUNT
0	10/20/2021	865 E 36 6499 50 001 0 22 000	National FFA Organization	FFA Official Jacket for E. Robertson	61.00
0	10/20/2021	865 E 36 6499 50 001 0 22 000	National FFA Organization	National FFA Convention Registration	1,000.00
0	10/20/2021	199 E 11 6399 00 102 0 11 GEN	NCS Pearson, Inc.	DRA2 KIT for additional 1st grd teacher	365.70
0	10/20/2021	161 E 36 6412 ME 001 0 91 DCO	Olive Garden of Texas LLC	Meal for XC at Regionals	96.84
0	10/20/2021	865 E 36 6499 50 001 0 22 000	Panera Bread	National FFA Convention Meal	53.44
0	10/20/2021	161 E 36 6499 00 001 0 91 000	Pizza Hut - Wimberley	Meals for Press Box	44.49
0	10/20/2021	461 E 36 6412 A3 001 0 91 000	Pizza Hut	Pizza for Varsity Football	447.25
0	10/20/2021	461 E 36 6399 AG 001 0 91 000	Pro-Tuff Decals	Custom Ball Buckets for Softball	122.04
0	10/20/2021	711 E 61 6399 00 102 0 99 000	Sam's Club Direct	Supplies for Kid Connection	516.37
0	10/20/2021	161 E 36 6411 ME 001 0 91 000	Schlotzsky's	Meal for Coach Warren at Tennis Regionals	10.27
0	10/20/2021	199 E 41 6499 00 750 0 99 HRS	Schlotzsky's	Lunch for New Hire Orientation	162.87
0	10/20/2021	199 E 23 6411 ME 001 0 99 000	Shell	Admin Meal at Varsity Football	18.23
0	10/20/2021	199 E 52 6499 00 810 0 99 000	Sonic Drive In	Supplies for Nurses/SRO Day	50.40
0	10/20/2021	161 E 36 6495 00 001 0 91 DCO	TABC	2021-2022 Membership for Coach Whitten	190.00
0	11/04/2021	199 E 11 6399 00 001 0 23 000	TeachersPayTeachers	Classroom Supplies	18.36
0	11/04/2021	199 E 11 6399 00 041 0 23 000	TeachersPayTeachers	Classroom Supplies	49.80
0	10/20/2021	162 E 13 6411 00 041 0 99 000	TMEA	2021-2022 Membership Dues & 2022 Clinic for R. Mosley	60.00
0	10/20/2021	162 E 13 6495 00 041 0 99 000	TMEA	2021-2022 Membership Dues & 2022 Clinic for R. Mosley	50.00 ⁹¹
0	10/20/2021	461 E 36 6412 A3 041 0 91 000	Whataburger, Inc.	Meals for Coaches at JH Football Game	35.01
0	10/20/2021	199 E 11 6399 00 102 0 11 GEN	Wimberley Ace Hardware	Supplies	16.99
Totals for 0					10,142.83
47670	11/04/2021	240 E 35 6399 00 001 0 99 000	Ace Mart Restaurant Supply Co.	Supplies for All Campus Kitchens	99.25
47670	11/04/2021	240 E 35 6399 00 101 0 99 000	Ace Mart Restaurant Supply Co.	Supplies for All Campus Kitchens	102.45
47670	11/04/2021	240 E 35 6399 00 102 0 99 000	Ace Mart Restaurant Supply Co.	Supplies for All Campus Kitchens	118.48
47670	11/04/2021	240 E 35 6399 00 001 0 99 000	Ace Mart Restaurant Supply Co.	Supplies for All Campus Kitchens	-82.53
47670	11/04/2021	240 E 35 6399 00 101 0 99 000	Ace Mart Restaurant Supply Co.	Supplies for All Campus Kitchens	-85.15
47670	11/04/2021	240 E 35 6399 00 102 0 99 000	Ace Mart Restaurant Supply Co.	Supplies for All Campus Kitchens	-98.50
47670	11/04/2021	240 E 35 6399 00 001 0 99 000	Ace Mart Restaurant Supply Co.	Supplies for All Campus Kitchens	82.51
47670	11/04/2021	240 E 35 6399 00 101 0 99 000	Ace Mart Restaurant Supply Co.	Supplies for All Campus Kitchens	85.17
47670	11/04/2021	240 E 35 6399 00 102 0 99 000	Ace Mart Restaurant Supply Co.	Supplies for All Campus Kitchens	98.50
Totals for 47670					320.18
47675	11/04/2021	199 E 34 6319 00 805 0 99 000	Amazon Capital Services	Cleaning and Shop Supplies	50.84
47675	11/04/2021	461 E 36 6499 49 102 0 99 000	Amazon Capital Services	PTO \$ - supplies	80.21
47675	11/04/2021	461 E 36 6499 49 102 0 99 000	Amazon Capital Services	PTO\$ C- Supplies	88.95
47675	11/04/2021	199 E 11 6399 01 102 0 11 GEN	Amazon Capital Services	Supplies	124.77
47675	11/04/2021	199 E 11 6399 00 102 0 11 GEN	Amazon Capital Services	MATH NIGHT*** Supplies	240.13
47675	11/04/2021	461 E 36 6499 49 102 0 99 000	Amazon Capital Services	PTO\$ Caldwell - Supplies	10.54

CHECK NUMBER	CHECK DATE	ACCOUNT NUMBER	VENDOR	INVOICE DESCRIPTION	AMOUNT
47675	11/04/2021	199 E 41 6399 00 701 0 99 000	Amazon Capital Services	Yealink T4 series Expansion Module	88.00
47675	11/04/2021	195 E 11 6395 00 041 0 11 000	Amazon Capital Services	HDMI Cords for Danforth	317.70
47675	11/04/2021	199 E 11 6399 05 101 0 11 GEN	Amazon Capital Services	Supplies for Mr. Campbell	208.10
47675	11/04/2021	199 E 11 6321 00 001 0 11 SCI	Amazon Capital Services	Sterling Test Preparation AP Physics 1 practice questions	25.95
47675	11/04/2021	199 E 11 6499 00 101 0 11 RDG	Amazon Capital Services	AR Reading Party - Student Rewards for AR Bingo Staff Christmas	46.36
47675	11/04/2021	461 E 36 6499 00 101 0 99 000	Amazon Capital Services	AR Reading Party - Student Rewards for AR Bingo Staff Christmas	29.86
47675	11/04/2021	199 E 11 6399 00 101 0 11 MUS	Amazon Capital Services	Supplies for Music	64.95
47675	11/04/2021	199 E 51 6499 01 830 0 99 000	Amazon Capital Services	Toner for Darrell/Custodial Use	114.89
47675	11/04/2021	199 E 11 6399 00 001 0 11 SCI	Amazon Capital Services	AP Physics Practice Tests	23.98
47675	11/04/2021	199 E 11 6399 00 101 0 11 MUS	Amazon Capital Services	Supplies for Music	15.67
47675	11/04/2021	199 E 11 6399 00 001 0 11 SCI	Amazon Capital Services	Office chair Room 306	209.08
47675	11/04/2021	195 E 11 6395 00 101 0 11 000	Amazon Capital Services	Sound Bar for Jacobs Well	119.99
47675	11/04/2021	199 E 11 6329 00 001 0 21 ENG	Amazon Capital Services	Lit Crit Book	85.49
47675	11/04/2021	195 E 53 6395 00 001 0 99 000	Amazon Capital Services	Tech Supplies	411.54
47675	11/04/2021	199 E 11 6399 00 001 0 11 ART	Amazon Capital Services	*****WEF*****Painting En Plein Air Grant	34.92
47675	11/04/2021	493 E 11 6399 00 001 0 11 G15	Amazon Capital Services	*****WEF*****Painting En Plein Air Grant	1,000.00 ⁹²
47675	11/04/2021	199 E 11 6399 00 102 0 23 000	Amazon Capital Services	Classroom student chairs (Jennifer Durkin 2 chairs. Jayme Gold 2 charis)	99.99
47675	11/04/2021	199 E 11 6399 00 102 0 33 000	Amazon Capital Services	Classroom student chairs (Jennifer Durkin 2 chairs. Jayme Gold 2 charis)	100.00
47675	11/04/2021	199 E 11 6399 00 041 0 11 SOS	Amazon Capital Services	Supplies for History Department	133.87
47675	11/04/2021	199 E 11 6394 00 041 0 11 TEC	Amazon Capital Services	Projector	369.99
Totals for 47675					4,095.77
47676	11/04/2021	199 E 36 6399 00 001 0 91 CHR	Anderson's	tiaras (5)	123.88
Totals for 47676					123.88
47677	11/04/2021	461 E 36 6499 AH 001 0 91 000	Athletic Supply Inc.	League Balls	815.00
47677	11/04/2021	461 E 36 6499 AF 001 0 91 000	Athletic Supply Inc.	Baseball Hats	587.00
Totals for 47677					1,402.00
47678	11/04/2021	199 E 11 6394 00 001 0 22 TEC	B & H Photo & Electronics Corp.	Video equip see attached list	1,306.05
47678	11/04/2021	195 E 11 6395 00 001 0 11 000	B & H Photo & Electronics Corp.	Lenovo Laptops for WHS	1,391.02
Totals for 47678					2,697.07
47679	11/04/2021	195 E 53 6395 00 831 0 99 000	Best Buy Education	SanDisk Internal Drives for Tech Dept	274.99
47679	11/04/2021	195 E 53 6395 00 831 0 99 000	Best Buy Education	SanDisk Internal Drives for Tech Dept	274.99

CHECK NUMBER	CHECK DATE	ACCOUNT NUMBER	VENDOR	INVOICE DESCRIPTION	AMOUNT	
					Totals for 47679	549.98
47680	11/04/2021	199 E 11 6399 00 101 0 11 ART	Blick Art Materials LLC	Supplies for Art Class	383.54	
					Totals for 47680	383.54
47681	11/04/2021	199 E 34 6499 00 805 0 99 PTR	Bonilla, Virginia	Student Transportation	139.55	
47681	11/04/2021	199 E 34 6499 00 805 0 99 PTR	Bonilla, Virginia	Student Transportation	199.36	
					Totals for 47681	338.91
47682	11/04/2021	199 E 36 6329 00 001 0 99 UIL	Brookshier-DeLeon, Kyla	Genie Licenses reimb	15.00	
					Totals for 47682	15.00
47683	11/04/2021	161 E 36 6499 00 001 0 91 SWN	Burnet High School Athletics	Entry Fee for Swim Small Teams Meet	180.00	
					Totals for 47683	180.00
47684	11/04/2021	199 E 11 6399 00 041 0 11 TEC	CDW Government, Inc.	Technology Class - Keese	137.55	
					Totals for 47684	137.55
47685	11/04/2021	461 E 36 6499 A4 001 0 91 000	Centex Recognition	Senior Blankets with Embroidery	278.45	
47685	11/04/2021	461 E 36 6499 A4 001 0 91 000	Centex Recognition	HS Volleyball Shirts	372.00	
					Totals for 47685	650.45
47686	11/04/2021	199 E 34 6319 00 805 0 99 000	Chalk's Truck Parts, Inc.	A/C Parts Bus 4	166.31	
					Totals for 47686	166.31
47687	11/04/2021	199 E 52 6299 00 041 0 99 000	Compliance Consortium Corp.	2021-2022: JH Student Drug & Alcohol Testing - 12 on 10/06/2021	323.00	
47687	11/04/2021	199 E 52 6299 00 001 0 99 000	Compliance Consortium Corp.	2021-2022: HS Student Drug & Alcohol Testing - 33 on 10/06/2021	1,002.00	
					Totals for 47687	1,325.00
47688	11/04/2021	199 E 34 6249 00 805 0 99 000	Conley Enterprises Co. Inc.	Vehicle Sate Inspections #40	7.00	
47688	11/04/2021	199 E 34 6249 00 805 0 99 000	Conley Enterprises Co. Inc.	Vehicle Sate Inspections #4	7.00	
47688	11/04/2021	199 E 34 6249 00 805 0 99 000	Conley Enterprises Co. Inc.	Vehicle Sate Inspections #36	7.00	
47688	11/04/2021	199 E 34 6249 00 805 0 99 000	Conley Enterprises Co. Inc.	Vehicle Sate Inspections #57	7.00	
47688	11/04/2021	199 E 34 6249 00 805 0 99 000	Conley Enterprises Co. Inc.	Vehicle Sate Inspections #58	7.00	
					Totals for 47688	35.00
47689	11/04/2021	199 E 51 6249 00 101 0 99 000	DeMoss Plumbing Co., Inc.	Emergency Repair - Water Heaters at Jacobs Well	7,415.58	

CHECK NUMBER	CHECK DATE	ACCOUNT NUMBER	VENDOR	INVOICE DESCRIPTION	AMOUNT
Totals for 47689					7,415.58
47690	11/04/2021	199 E 13 6411 00 102 0 99 000	Education Service Center, Region 13	Warren - Region 13 Creative Techniques: Art Sand and Play Therapy Conference	150.00
Totals for 47690					150.00
47692	11/04/2021	161 E 36 6239 00 999 0 91 000	Education Service Center, Region 20	Bus Driver D/A Testing for C. Smith, C. Hall, M. Coffman, D. Saucier, D. Bagby, J. Demarco, M. Houser, R McNeely & S. Barthels on 10/14/2021	672.00
47692	11/04/2021	199 E 34 6239 00 805 0 99 000	Education Service Center, Region 20	Bus Driver D/A Testing for T. Fikes, J. Wiest and M. Rich on 10/14/2021	224.00
47692	11/04/2021	199 E 36 6239 00 001 0 99 000	Education Service Center, Region 20	Bus Driver D/A Testing for B. Biggers and R. Durkin on 10/14/2021	120.00
Totals for 47692					1,016.00
47693	11/04/2021	199 E 11 6399 00 001 0 11 SCI	Flinn Scientific, Inc.	Sep-Pak C 18 Cartridge	112.92
Totals for 47693					112.92
47694	11/04/2021	199 E 51 6319 00 001 0 99 000	Grainger	Fuses for all campuses	81.00
47694	11/04/2021	199 E 51 6319 00 041 0 99 000	Grainger	Fuses for all campuses	81.00
47694	11/04/2021	199 E 51 6319 00 101 0 99 000	Grainger	Fuses for all campuses	81.00
47694	11/04/2021	199 E 51 6319 00 102 0 99 BHP	Grainger	Fuses for all campuses	81.00
Totals for 47694					324.00
47695	11/04/2021	199 A 00 1310 00 000 0 00 000	Gulf Coast Paper Co.	District Copy Paper	4,469.00
Totals for 47695					4,469.00
47696	11/04/2021	199 E 51 6249 00 001 0 99 000	Hired Killers, Inc.	Monthly Pest Control Services for All Campuses - November 2021	167.80
47696	11/04/2021	199 E 51 6249 00 041 0 99 000	Hired Killers, Inc.	Monthly Pest Control Services for All Campuses - November 2021	90.90
47696	11/04/2021	199 E 51 6249 00 101 0 99 000	Hired Killers, Inc.	Monthly Pest Control Services for All Campuses - November 2021	90.90
47696	11/04/2021	199 E 51 6249 00 102 0 99 000	Hired Killers, Inc.	Monthly Pest Control Services for All Campuses - November 2021	90.90
47696	11/04/2021	199 E 51 6249 02 800 0 99 000	Hired Killers, Inc.	Monthly Pest Control Services for All Campuses - November 2021	144.73
47696	11/04/2021	199 E 51 6249 02 804 0 99 000	Hired Killers, Inc.	Monthly Pest Control Services for All Campuses - November 2021	56.29

<u>CHECK</u>	<u>CHECK</u>	<u>ACCOUNT</u>		<u>INVOICE</u>	
<u>NUMBER</u>	<u>DATE</u>	<u>NUMBER</u>	<u>VENDOR</u>	<u>DESCRIPTION</u>	<u>AMOUNT</u>
47696	11/04/2021	199 E 51 6249 02 805 0 99 000	Hired Killers, Inc.	Monthly Pest Control Services for All Campuses - November 2021	56.29
47696	11/04/2021	199 E 51 6249 02 830 0 99 000	Hired Killers, Inc.	Monthly Pest Control Services for All Campuses - November 2021	56.29
47696	11/04/2021	199 E 51 6249 00 102 0 99 BHP	Hired Killers, Inc.	Monthly Pest Control Services for All Campuses - November 2021	90.90
Totals for 47696					845.00
47697	11/04/2021	199 E 34 6319 00 805 0 99 000	Hofmann's Supply	2021-2022: Monthly Cylinder Rental - November 2021	14.98
Totals for 47697					14.98
47698	11/04/2021	865 E 36 6499 GD 101 0 99 000	Home Depot Credit Services	Supplies for Garden Club	196.73
Totals for 47698					196.73
47699	11/04/2021	161 E 36 6411 00 001 0 91 000	Home2 Suites by Hilton Austin	Hotel Stay for State XC meet	297.56
47699	11/04/2021	161 E 36 6412 00 001 0 91 DCO	Home2 Suites by Hilton Austin	Hotel Stay for State XC meet	297.56
Totals for 47699					595.12
47700	11/04/2021	199 E 11 6399 00 102 0 11 GEN	Houghton Mifflin Harcourt Publishin	Kinder Go Math Teacher Editions Gr. 1 Go Math student workbooks	377.00
Totals for 47700					377.00
47701	11/04/2021	199 E 51 6259 07 102 0 99 000	Hydro Gas Co.	2021-2022: Propane at Blue Hole on 10/25/2021	586.33
Totals for 47701					586.33
47702	11/04/2021	199 E 52 6299 00 001 0 99 000	Interquest Detection Canines	2021-2022: Canine Contraband Detention on 10/01/2021 & 10/26/2021	1,100.00
Totals for 47702					1,100.00
47703	11/04/2021	199 E 34 6319 00 805 0 99 000	Interstate Billing Service	Bus 25 Door Seal	96.77
Totals for 47703					96.77
47704	11/04/2021	199 E 51 6319 00 102 0 99 000	Johnstone Supply	HVAC supplies for Portable at Scudder	269.05
Totals for 47704					269.05
47705	11/04/2021	240 E 35 6341 LU 101 0 99 000	La Costenita Distributor Inc	2021-2022: Breakfast and Lunch Food for JWE	250.56
47705	11/04/2021	240 E 35 6341 LU 101 0 99 000	La Costenita Distributor Inc	2021-2022: Breakfast and Lunch Food for JWE	271.92
47705	11/04/2021	240 E 35 6341 LU 041 0 99 000	La Costenita Distributor Inc	2021-2022: Breakfast and Lunch Food for Danforth JH	252.96
Totals for 47705					775.44

CHECK NUMBER	CHECK DATE	ACCOUNT NUMBER	VENDOR	INVOICE DESCRIPTION	AMOUNT
47714	11/04/2021	240 E 35 6341 BK 102 0 99 000	Labatt Food Service LLC	2021-2022: Breakfast and Lunch Food & Non-Food for Blue Hole	982.13
47714	11/04/2021	240 E 35 6341 LU 102 0 99 000	Labatt Food Service LLC	2021-2022: Breakfast and Lunch Food & Non-Food for Blue Hole	3,064.32
47714	11/04/2021	240 E 35 6342 LU 102 0 99 000	Labatt Food Service LLC	2021-2022: Breakfast and Lunch Food & Non-Food for Blue Hole	273.62
47714	11/04/2021	240 E 35 6342 BK 102 0 99 000	Labatt Food Service LLC	2021-2022: Breakfast and Lunch Food & Non-Food for Blue Hole	21.88
47714	11/04/2021	240 E 35 6341 BK 102 0 99 000	Labatt Food Service LLC	2021-2022: Breakfast and Lunch Food & Non-Food for Blue Hole	40.00
47714	11/04/2021	240 E 35 6341 LU 102 0 99 000	Labatt Food Service LLC	2021-2022: Breakfast and Lunch Food & Non-Food for Blue Hole	390.29
47714	11/04/2021	240 E 35 6342 LU 102 0 99 000	Labatt Food Service LLC	2021-2022: Breakfast and Lunch Food & Non-Food for Blue Hole	575.19
47714	11/04/2021	240 E 35 6342 BK 102 0 99 000	Labatt Food Service LLC	2021-2022: Breakfast and Lunch Food & Non-Food for Blue Hole	83.73
47714	11/04/2021	240 E 35 6342 LU 102 0 99 000	Labatt Food Service LLC	2021-2022: Breakfast and Lunch Food & Non-Food for Blue Hole	79.84 ⁹⁶
47714	11/04/2021	240 E 35 6341 BK 102 0 99 000	Labatt Food Service LLC	2021-2022: Breakfast and Lunch Food & Non-Food for Blue Hole	456.96
47714	11/04/2021	240 E 35 6341 LU 102 0 99 000	Labatt Food Service LLC	2021-2022: Breakfast and Lunch Food & Non-Food for Blue Hole	2,977.10
47714	11/04/2021	240 E 35 6342 LU 102 0 99 000	Labatt Food Service LLC	2021-2022: Breakfast and Lunch Food & Non-Food for Blue Hole	354.95
47714	11/04/2021	240 E 35 6342 BK 102 0 99 000	Labatt Food Service LLC	2021-2022: Breakfast and Lunch Food & Non-Food for Blue Hole	73.19
47714	11/04/2021	240 E 35 6341 BK 102 0 99 000	Labatt Food Service LLC	2021-2022: Breakfast and Lunch Food & Non-Food for Blue Hole	226.42
47714	11/04/2021	240 E 35 6341 LU 102 0 99 000	Labatt Food Service LLC	2021-2022: Breakfast and Lunch Food & Non-Food for Blue Hole	171.63
47714	11/04/2021	240 E 35 6342 LU 102 0 99 000	Labatt Food Service LLC	2021-2022: Breakfast and Lunch Food & Non-Food for Blue Hole	221.10
47714	11/04/2021	240 E 35 6342 BK 102 0 99 000	Labatt Food Service LLC	2021-2022: Breakfast and Lunch Food & Non-Food for Blue Hole	73.70
47714	11/04/2021	240 E 35 6341 BK 102 0 99 000	Labatt Food Service LLC	2021-2022: Breakfast and Lunch Food & Non-Food for Blue Hole	279.64
47714	11/04/2021	240 E 35 6341 LU 102 0 99 000	Labatt Food Service LLC	2021-2022: Breakfast and Lunch Food & Non-Food for Blue Hole	2,088.57

CHECK NUMBER	CHECK DATE	ACCOUNT NUMBER	VENDOR	INVOICE DESCRIPTION	AMOUNT
47714	11/04/2021	240 E 35 6342 LU 041 0 99 000	Labatt Food Service LLC	JH 2021-2022: Breakfast and Lunch Food & Non-Food for Danforth	-50.55
47714	11/04/2021	240 E 35 6341 LU 041 0 99 000	Labatt Food Service LLC	JH 2021-2022: Breakfast and Lunch Food & Non-Food for Danforth	-12.69
47714	11/04/2021	240 E 35 6341 LU 001 0 99 000	Labatt Food Service LLC	JH 2021-2022: Breakfast and Lunch Food & Non-Food for WHS	-103.27
Totals for 47714					32,047.72
47715	11/04/2021	199 E 11 6399 KI 102 0 11 GEN	Lakeshore Learning Materials	Class Money \$150. - Supplies	137.95
47715	11/04/2021	199 E 11 6399 00 102 0 11 GEN	Lakeshore Learning Materials	New Teacher Classroom supplies Mrs. Long 1st grade	1,686.60
47715	11/04/2021	199 E 11 6399 KI 102 0 11 GEN	Lakeshore Learning Materials	New Teacher Classroom supplies Mrs. Long 1st grade	153.18
47715	11/04/2021	461 E 36 6499 49 102 0 99 000	Lakeshore Learning Materials	New Teacher Classroom supplies Mrs. Long 1st grade	102.13
Totals for 47715					2,079.86
47716	11/04/2021	461 E 36 6499 A4 001 0 91 000	Lambert, Lacey	Reimbursement for meals for Volleyball playoffs	345.82
Totals for 47716					345.82
47717	11/04/2021	180 A 00 1243 SD 000 0 00 000	Lindsey, Kathy	Mileage Reimbursement for travel to and from Blanco ISD - October 2021	191.30 ⁹⁹
Totals for 47717					191.30
47718	11/04/2021	199 E 51 6259 08 001 0 99 000	LogMeIn Communications, Inc	2021-2022: Telephone - November 2021	1,690.47
47718	11/04/2021	199 E 51 6259 08 041 0 99 000	LogMeIn Communications, Inc	2021-2022: Telephone - November 2021	1,033.17
47718	11/04/2021	199 E 51 6259 08 101 0 99 000	LogMeIn Communications, Inc	2021-2022: Telephone - November 2021	851.48
47718	11/04/2021	199 E 51 6259 08 102 0 99 000	LogMeIn Communications, Inc	2021-2022: Telephone - November 2021	1,225.28
47718	11/04/2021	199 E 51 6259 08 804 0 99 000	LogMeIn Communications, Inc	2021-2022: Telephone - November 2021	461.39
47718	11/04/2021	199 E 51 6259 08 805 0 99 000	LogMeIn Communications, Inc	2021-2022: Telephone - November 2021	110.34
47718	11/04/2021	199 E 51 6259 08 808 0 99 000	LogMeIn Communications, Inc	2021-2022: Telephone - November 2021	100.85
47718	11/04/2021	199 E 51 6259 08 807 0 99 000	LogMeIn Communications, Inc	2021-2022: Telephone - November 2021	266.37
47718	11/04/2021	199 E 51 6259 08 836 0 99 000	LogMeIn Communications, Inc	2021-2022: Telephone - November 2021	548.90
Totals for 47718					6,288.25
47719	11/04/2021	461 E 36 6499 37 041 0 99 000	Long, Julana	Reimbursement for Students Science Class Incentives	251.76
Totals for 47719					251.76
47720	11/04/2021	199 E 11 6399 00 001 0 22 MFG	McCoy's Building Supply	Lumber/delivery	335.23
Totals for 47720					335.23
47721	11/04/2021	161 E 36 6299 GW 001 0 91 DCO	Mebane, David	Gate Worker for Varsity Football vs. Navarro 10/22/21	36.75

CHECK NUMBER	CHECK DATE	ACCOUNT NUMBER	VENDOR	INVOICE DESCRIPTION	AMOUNT
Totals for 47721					36.75
47722	11/04/2021	199 E 34 6319 00 805 0 99 000	Midtex Oil, L.P.	Motor Oil	200.16
47722	11/04/2021	199 E 34 6311 GS 805 0 23 000	Midtex Oil, L.P.	2021-2022: Unleaded Fuel on 10/29/2021	61.29
47722	11/04/2021	199 E 51 6311 GS 830 0 99 000	Midtex Oil, L.P.	2021-2022: Unleaded Fuel on 10/29/2021	206.61
47722	11/04/2021	199 E 34 6311 GS 805 0 99 000	Midtex Oil, L.P.	2021-2022: Unleaded Fuel on 10/29/2021	61.29
47722	11/04/2021	195 E 53 6311 GS 831 0 99 000	Midtex Oil, L.P.	2021-2022: Unleaded Fuel on 10/29/2021	21.01
47722	11/04/2021	199 E 34 6311 DS 805 0 99 000	Midtex Oil, L.P.	2021-2022: Diesel Fuel on 10/29/21	2,373.85
47722	11/04/2021	199 E 34 6311 DS 805 0 23 000	Midtex Oil, L.P.	2021-2022: Diesel Fuel on 10/29/21	791.29
47722	11/04/2021	199 E 34 6311 00 805 0 23 000	Midtex Oil, L.P.	2021-2022: Diesel Fuel on 10/29/21	2.49
47722	11/04/2021	199 E 34 6311 00 805 0 99 000	Midtex Oil, L.P.	2021-2022: Diesel Fuel on 10/29/21	7.46
Totals for 47722					3,725.45
47723	11/04/2021	161 E 36 6299 GW 001 0 91 DCO	Morrow, Bryan	Clock Keeper for Varsity Football vs. Navarro 10/22/21	45.00
Totals for 47723					45.00
47724	11/04/2021	161 E 36 6299 GO 001 0 91 DCO	Murphy, Ryan	Official for Varsity Football vs. MNT 10/15/21	130.00
Totals for 47724					130.00 100
47725	11/04/2021	199 E 52 6394 00 810 0 99 000	Navigate360 LLC	2021-2022 P3 Campus Annual Subscription	1,500.00
Totals for 47725					1,500.00
47726	11/04/2021	224 E 31 6339 00 833 2 23 000	NCS Pearson, Inc.	Asrs Parent Quickscore BASC-3	44.44
47726	11/04/2021	224 E 31 6339 00 833 1 23 000	NCS Pearson, Inc.	Asrs Parent Quickscore BASC-3	35.56
Totals for 47726					80.00
47727	11/04/2021	161 E 36 6299 GW 001 0 91 DCO	Neil, Jack	Gate Worker for Varsity Football vs. Navarro 10/22/21	49.00
Totals for 47727					49.00
47728	11/04/2021	161 E 36 6499 PD 001 0 91 TEN	Northside ISD	Team Tennis Regional Semi Finals and Finals Facility rental	100.00
Totals for 47728					100.00
47729	11/04/2021	199 E 51 6319 00 830 0 99 000	O'Reilly Auto Parts	M-03 Parts	601.46
47729	11/04/2021	199 E 34 6319 00 805 0 99 000	O'Reilly Auto Parts	M-03 Parts	878.73
47729	11/04/2021	199 E 34 6319 00 805 0 99 000	O'Reilly Auto Parts	M-03 Parts	-42.50
47729	11/04/2021	199 E 34 6319 00 805 0 23 000	O'Reilly Auto Parts	TS-54 Filters	86.00
47729	11/04/2021	199 E 34 6319 00 805 0 99 000	O'Reilly Auto Parts	M-03 Parts	-132.00
47729	11/04/2021	199 E 34 6319 00 805 0 23 000	O'Reilly Auto Parts	TS-55 Low Beam Headlight Bulbs	52.24
Totals for 47729					1,443.93

CHECK		CHECK		ACCOUNT		VENDOR		INVOICE		AMOUNT
NUMBER	DATE	NUMBER						DESCRIPTION		
47733	11/04/2021	240 E 35 6341 BK 102 0 99 000	DFA Dairy Brands DALLAS	2021-2022: Breakfast and Lunch Food for Blue Hole	26.92					
47733	11/04/2021	240 E 35 6341 LU 102 0 99 000	DFA Dairy Brands DALLAS	2021-2022: Breakfast and Lunch Food for Blue Hole	80.74					
47733	11/04/2021	240 E 35 6341 BK 102 0 99 000	DFA Dairy Brands DALLAS	2021-2022: Breakfast and Lunch Food for Blue Hole	100.88					
47733	11/04/2021	240 E 35 6341 LU 102 0 99 000	DFA Dairy Brands DALLAS	2021-2022: Breakfast and Lunch Food for Blue Hole	302.62					
47733	11/04/2021	240 E 35 6341 BK 102 0 99 000	DFA Dairy Brands DALLAS	2021-2022: Breakfast and Lunch Food for Blue Hole	40.46					
47733	11/04/2021	240 E 35 6341 LU 102 0 99 000	DFA Dairy Brands DALLAS	2021-2022: Breakfast and Lunch Food for Blue Hole	121.38					
47733	11/04/2021	240 E 35 6341 BK 102 0 99 000	DFA Dairy Brands DALLAS	2021-2022: Breakfast and Lunch Food for Blue Hole	60.54					
47733	11/04/2021	240 E 35 6341 LU 102 0 99 000	DFA Dairy Brands DALLAS	2021-2022: Breakfast and Lunch Food for Blue Hole	181.62					
47733	11/04/2021	240 E 35 6341 BK 102 0 99 000	DFA Dairy Brands DALLAS	2021-2022: Breakfast and Lunch Food for Blue Hole	69.10					
47733	11/04/2021	240 E 35 6341 LU 102 0 99 000	DFA Dairy Brands DALLAS	2021-2022: Breakfast and Lunch Food for Blue Hole	207.30					
47733	11/04/2021	240 E 35 6341 BK 101 0 99 000	DFA Dairy Brands DALLAS	2021-2022: Breakfast and Lunch Food for JWE	68.65					
47733	11/04/2021	240 E 35 6341 LU 101 0 99 000	DFA Dairy Brands DALLAS	2021-2022: Breakfast and Lunch Food for JWE	160.19					
47733	11/04/2021	240 E 35 6341 BK 101 0 99 000	DFA Dairy Brands DALLAS	2021-2022: Breakfast and Lunch Food for JWE	40.41					
47733	11/04/2021	240 E 35 6341 LU 101 0 99 000	DFA Dairy Brands DALLAS	2021-2022: Breakfast and Lunch Food for JWE	94.29					
47733	11/04/2021	240 E 35 6341 BK 101 0 99 000	DFA Dairy Brands DALLAS	2021-2022: Breakfast and Lunch Food for JWE	40.38					
47733	11/04/2021	240 E 35 6341 LU 101 0 99 000	DFA Dairy Brands DALLAS	2021-2022: Breakfast and Lunch Food for JWE	94.22					
47733	11/04/2021	240 E 35 6341 BK 101 0 99 000	DFA Dairy Brands DALLAS	2021-2022: Breakfast and Lunch Food for JWE	56.51					
47733	11/04/2021	240 E 35 6341 LU 101 0 99 000	DFA Dairy Brands DALLAS	2021-2022: Breakfast and Lunch Food for JWE	131.87					
47733	11/04/2021	240 E 35 6341 BK 101 0 99 000	DFA Dairy Brands DALLAS	2021-2022: Breakfast and Lunch Food for JWE	40.38					
47733	11/04/2021	240 E 35 6341 LU 101 0 99 000	DFA Dairy Brands DALLAS	2021-2022: Breakfast and Lunch Food for JWE	94.22					
47733	11/04/2021	240 E 35 6341 LU 041 0 99 000	DFA Dairy Brands DALLAS	2021-2022: Breakfast and Lunch Food for Danforth JH	132.81					
47733	11/04/2021	240 E 35 6341 BK 041 0 99 000	DFA Dairy Brands DALLAS	2021-2022: Breakfast and Lunch Food for Danforth JH	44.27					
47733	11/04/2021	240 E 35 6341 LU 041 0 99 000	DFA Dairy Brands DALLAS	2021-2022: Breakfast and Lunch Food for Danforth JH	108.63					
47733	11/04/2021	240 E 35 6341 BK 041 0 99 000	DFA Dairy Brands DALLAS	2021-2022: Breakfast and Lunch Food for Danforth JH	36.21					
47733	11/04/2021	240 E 35 6341 LU 041 0 99 000	DFA Dairy Brands DALLAS	2021-2022: Breakfast and Lunch Food for Danforth JH	101.04					
47733	11/04/2021	240 E 35 6341 BK 041 0 99 000	DFA Dairy Brands DALLAS	2021-2022: Breakfast and Lunch Food for Danforth JH	33.66					
47733	11/04/2021	240 E 35 6341 LU 041 0 99 000	DFA Dairy Brands DALLAS	2021-2022: Breakfast and Lunch Food for Danforth JH	122.75					
47733	11/04/2021	240 E 35 6341 BK 041 0 99 000	DFA Dairy Brands DALLAS	2021-2022: Breakfast and Lunch Food for Danforth JH	40.91					
47733	11/04/2021	240 E 35 6341 LU 041 0 99 000	DFA Dairy Brands DALLAS	2021-2022: Breakfast and Lunch Food for Danforth JH	-25.24					
47733	11/04/2021	240 E 35 6341 BK 041 0 99 000	DFA Dairy Brands DALLAS	2021-2022: Breakfast and Lunch Food for Danforth JH	-8.41					
47733	11/04/2021	240 E 35 6341 LU 041 0 99 000	DFA Dairy Brands DALLAS	2021-2022: Breakfast and Lunch Food for Danforth JH	131.22					
47733	11/04/2021	240 E 35 6341 BK 041 0 99 000	DFA Dairy Brands DALLAS	2021-2022: Breakfast and Lunch Food for Danforth JH	43.74					
47733	11/04/2021	240 E 35 6341 LU 041 0 99 000	DFA Dairy Brands DALLAS	2021-2022: Breakfast and Lunch Food for Danforth JH	-12.08					
47733	11/04/2021	240 E 35 6341 BK 041 0 99 000	DFA Dairy Brands DALLAS	2021-2022: Breakfast and Lunch Food for Danforth JH	-4.02					
Totals for 47733										2,758.17
47734	11/04/2021	199 E 11 6399 00 001 0 11 GEN	Office Depot, Inc.	white index cards, file organizer	36.09					
47734	11/04/2021	199 E 11 6399 00 001 0 11 GEN	Office Depot, Inc.	white index cards, file organizer	24.18					

101

CHECK NUMBER	CHECK DATE	ACCOUNT NUMBER	VENDOR	INVOICE DESCRIPTION	AMOUNT
Totals for 47734					60.27
47735	11/04/2021	199 E 11 6399 00 102 0 11 GEN	Oriental Trading Company	Math night gifts - Key chain #13930973 3@ \$62.99	164.52
Totals for 47735					164.52
47737	11/04/2021	699 E 81 6629 00 102 0 99 P01	PEC	BOND: Application Fees - Phase 2: Blue Hole Elementary electrical hook up at JWE & Mt. Sharp Road	200.00
47737	11/04/2021	699 E 81 6629 00 102 0 99 P01	PEC	BOND: Make Ready - Permit #4: Blue Hole Elementary Part 1 - Added 50 New Contacts	5,427.80
47737	11/04/2021	199 E 51 6259 10 001 0 99 000	PEC	2021-2022: Electric - October 2021	14,738.72
47737	11/04/2021	199 E 51 6259 10 041 0 99 000	PEC	2021-2022: Electric - October 2021	11,528.01
47737	11/04/2021	199 E 51 6259 10 101 0 99 000	PEC	2021-2022: Electric - October 2021	9,990.21
47737	11/04/2021	199 E 51 6259 10 102 0 99 000	PEC	2021-2022: Electric - October 2021	9,896.99
47737	11/04/2021	199 E 51 6259 10 800 0 99 000	PEC	2021-2022: Electric - October 2021	478.74
47737	11/04/2021	199 E 51 6259 10 801 0 99 000	PEC	2021-2022: Electric - October 2021	355.47
47737	11/04/2021	199 E 51 6259 10 802 0 99 000	PEC	2021-2022: Electric - October 2021	355.47
47737	11/04/2021	199 E 51 6259 10 804 0 99 000	PEC	2021-2022: Electric - October 2021	753.60
47737	11/04/2021	199 E 51 6259 10 805 0 99 000	PEC	2021-2022: Electric - October 2021	355.48
47737	11/04/2021	199 E 51 6259 10 806 0 99 000	PEC	2021-2022: Electric - October 2021	418.83
47737	11/04/2021	199 E 51 6259 10 830 0 99 000	PEC	2021-2022: Electric - October 2021	741.13
47737	11/04/2021	199 E 51 6259 10 808 0 99 000	PEC	2021-2022: Electric - October 2021	7,479.60
47737	11/04/2021	199 E 51 6259 10 836 0 99 000	PEC	2021-2022: Electric - October 2021	2,948.34
Totals for 47737					65,668.39
47738	11/04/2021	461 E 36 6499 A4 001 0 91 000	Pirtle, Shari	Reimbursement for Volleyball concessions \$471.10 minus overpayment on last check of \$366.80	104.30
Totals for 47738					104.30
47740	11/04/2021	461 E 36 6499 00 041 0 99 000	Ready Refresh	PR- Clean Service Water Cooler Water Deposit/Return	184.79
Totals for 47740					184.79
47741	11/04/2021	199 E 51 6411 01 830 0 99 000	Rivera, Darrell	Mileage and Other Reimbursement: March - October 2021	1,884.96
47741	11/04/2021	199 E 51 6411 01 830 0 99 000	Rivera, Darrell	Mileage and Other Reimbursement: March - October 2021	29.38
Totals for 47741					1,914.34
47742	11/04/2021	461 E 36 6499 A3 001 0 91 000	Rogers Athletic Company	T Board Set	1,749.00
Totals for 47742					1,749.00
47743	11/04/2021	461 E 36 6499 61 001 0 99 000	Sam's Club Direct	supplies	240.24

CHECK NUMBER	CHECK DATE	ACCOUNT NUMBER	VENDOR	INVOICE DESCRIPTION	AMOUNT	
					Totals for 47743	240.24
47744	11/04/2021	461 E 36 6499 33 101 0 99 000	Scholastic Book Fairs	Books for Book Fair	7,666.83	
					Totals for 47744	7,666.83
47745	11/04/2021	199 E 11 6399 00 101 0 11 GEN	School Life, a div. of ImageStuff	Awards for Honor Roll	150.70	
					Totals for 47745	150.70
47746	11/04/2021	199 E 21 6399 00 833 0 23 000	Staples Business Advantage	Supplies	383.91	
47746	11/04/2021	199 E 41 6399 00 750 0 99 HRS	Staples Business Advantage	Office Supplies	-45.06	
47746	11/04/2021	199 E 11 6399 00 041 0 11 GEN	Staples Business Advantage	Staples Order	15.22	
					Totals for 47746	354.07
47747	11/04/2021	162 E 36 6399 00 001 0 99 000	Strait Music	flip folders and lyres	189.00	
47747	11/04/2021	162 E 36 6399 00 001 0 99 000	Strait Music	flip folders and lyres	80.00	
47747	11/04/2021	162 E 36 6399 00 001 0 99 000	Strait Music	percussion needs	37.99	
					Totals for 47747	306.99
47748	11/04/2021	161 E 36 6495 00 001 0 91 DCO	TASCO	Brinton Nute Membership renewal 2021-2022	55.00	
					Totals for 47748	55.00
47749	11/04/2021	199 E 41 6499 00 750 0 99 HRS	Texas Dept of Public Safety	2021-2022: HR Secure Site CCH Name Search & Clearinghouse Record Retrieval for 09/16/2021 - 09/17/2021	2.00	
					Totals for 47749	2.00
47750	11/04/2021	199 E 36 6399 00 001 0 99 DRA	Texas Scenic Company, Inc.	Light issue Auduience	875.00	
					Totals for 47750	875.00
47751	11/04/2021	199 E 23 6399 00 001 0 99 000	Texas State University - Print Serv	Student Hall Permits	207.10	
					Totals for 47751	207.10
47752	11/04/2021	161 E 36 6495 00 001 0 91 DCO	Texas Tennis Coaches Association	Membership and convention for Tennis Coach-Michael Coffman 2021-2022	50.00	
47752	11/04/2021	161 E 36 6411 00 001 0 91 000	Texas Tennis Coaches Association	Membership and convention for Tennis Coach-Michael Coffman 2021-2022	350.00	
					Totals for 47752	400.00
47756	11/04/2021	240 E 35 6341 BK 102 0 99 000	The New World Bakery, Inc	2021-2022: Breakfast and Lunch Food for Blue Hole	75.00	
47756	11/04/2021	240 E 35 6341 LU 102 0 99 000	The New World Bakery, Inc	2021-2022: Breakfast and Lunch Food for Blue Hole	111.35	

CHECK		CHECK		ACCOUNT				INVOICE		
NUMBER	DATE	NUMBER				VENDOR		DESCRIPTION	AMOUNT	
47756	11/04/2021	240 E 35 6341 LU 102 0 99 000				The New World Bakery, Inc		2021-2022: Breakfast and Lunch Food for Blue Hole	22.44	
47756	11/04/2021	240 E 35 6341 LU 102 0 99 000				The New World Bakery, Inc		2021-2022: Breakfast and Lunch Food for Blue Hole	13.20	
47756	11/04/2021	240 E 35 6341 BK 101 0 99 000				The New World Bakery, Inc		2021-2022: Breakfast and Lunch Food for JWE	27.23	
47756	11/04/2021	240 E 35 6341 LU 101 0 99 000				The New World Bakery, Inc		2021-2022: Breakfast and Lunch Food for JWE	27.43	
47756	11/04/2021	240 E 35 6341 BK 101 0 99 000				The New World Bakery, Inc		2021-2022: Breakfast and Lunch Food for JWE	28.92	
47756	11/04/2021	240 E 35 6341 LU 101 0 99 000				The New World Bakery, Inc		2021-2022: Breakfast and Lunch Food for JWE	140.37	
47756	11/04/2021	240 E 35 6341 LU 041 0 99 000				The New World Bakery, Inc		2021-2022: Breakfast and Lunch Food for Danforth JH	92.44	
47756	11/04/2021	240 E 35 6341 LU 041 0 99 000				The New World Bakery, Inc		2021-2022: Breakfast and Lunch Food for Danforth JH	120.01	
47756	11/04/2021	240 E 35 6341 BK 041 0 99 000				The New World Bakery, Inc		2021-2022: Breakfast and Lunch Food for Danforth JH	18.08	
47756	11/04/2021	240 E 35 6341 LU 001 0 99 000				The New World Bakery, Inc		2021-2022: Breakfast and Lunch Food for WHS	37.24	
47756	11/04/2021	240 E 35 6341 BK 001 0 99 000				The New World Bakery, Inc		2021-2022: Breakfast and Lunch Food for WHS	3.62	
47756	11/04/2021	240 E 35 6341 LU 001 0 99 000				The New World Bakery, Inc		2021-2022: Breakfast and Lunch Food for WHS	-10.84	
47756	11/04/2021	240 E 35 6341 BK 001 0 99 000				The New World Bakery, Inc		2021-2022: Breakfast and Lunch Food for WHS	-3.62	
47756	11/04/2021	240 E 35 6341 LU 001 0 99 000				The New World Bakery, Inc		2021-2022: Breakfast and Lunch Food for WHS	10.84	
47756	11/04/2021	240 E 35 6341 BK 001 0 99 000				The New World Bakery, Inc		2021-2022: Breakfast and Lunch Food for WHS	3.62	
47756	11/04/2021	240 E 35 6341 LU 001 0 99 000				The New World Bakery, Inc		2021-2022: Breakfast and Lunch Food for WHS	40.92	
47756	11/04/2021	240 E 35 6341 LU 001 0 99 000				The New World Bakery, Inc		2021-2022: Breakfast and Lunch Food for WHS	40.92	
47756	11/04/2021	240 E 35 6341 LU 001 0 99 000				The New World Bakery, Inc		2021-2022: Breakfast and Lunch Food for WHS	52.80	104
47756	11/04/2021	240 E 35 6341 LU 001 0 99 000				The New World Bakery, Inc		2021-2022: Breakfast and Lunch Food for WHS	49.52	
47756	11/04/2021	240 E 35 6341 LU 001 0 99 000				The New World Bakery, Inc		2021-2022: Breakfast and Lunch Food for WHS	40.85	
Totals for 47756									942.34	
47757	11/04/2021	199 E 51 6249 00 001 0 99 000				Turnkey Security, Inc.		Monitoring Fee - Open PO - November 2021	75.00	
47757	11/04/2021	199 E 51 6249 00 041 0 99 000				Turnkey Security, Inc.		Monitoring Fee - Open PO - November 2021	25.00	
47757	11/04/2021	199 E 51 6249 00 101 0 99 000				Turnkey Security, Inc.		Monitoring Fee - Open PO - November 2021	25.00	
47757	11/04/2021	199 E 51 6249 00 804 0 99 000				Turnkey Security, Inc.		Monitoring Fee - Open PO - November 2021	25.00	
47757	11/04/2021	199 E 51 6249 00 805 0 99 000				Turnkey Security, Inc.		Monitoring Fee - Open PO - November 2021	25.00	
47757	11/04/2021	199 E 51 6249 00 102 0 99 BHP				Turnkey Security, Inc.		Monitoring Fee - Open PO - November 2021	25.00	
Totals for 47757									200.00	
47758	11/04/2021	199 E 51 6319 02 805 0 99 000				Vanguard Fire Systems, LP		Fire alarm phone line repair at Transportation	1,492.53	
47758	11/04/2021	199 E 51 6249 00 101 0 99 000				Vanguard Fire Systems, LP		Open circuit power supply/fire alarm repair at Jacobs Well	110.00	
47758	11/04/2021	199 E 51 6249 00 041 0 99 000				Vanguard Fire Systems, LP		Checked fire alarm phone line - Danforth	110.00	
Totals for 47758									1,712.53	
47759	11/04/2021	199 E 11 6399 00 001 0 11 SCI				Walmart Business		Interest Charged for late payment - receipt turned in late	1.04	
Totals for 47759									1.04	
47760	11/04/2021	711 E 61 6499 00 101 0 99 000				Wells Fargo Bank - Cash		Reimburse Petty Cash for Kid Connection Craft	16.35	

CHECK NUMBER	CHECK DATE	ACCOUNT NUMBER	VENDOR	INVOICE DESCRIPTION	AMOUNT
Totals for 47760					16.35
47761	11/04/2021	199 E 34 6319 00 805 0 99 000	Willie T's	Now Hiring Bsanners	290.00
Totals for 47761					290.00
47764	11/04/2021	199 E 51 6319 00 041 0 99 000	Wimberley Ace Hardware	Maint. materials and supplies - Open PO	11.88
47764	11/04/2021	199 E 51 6319 00 041 0 99 000	Wimberley Ace Hardware	Maint. materials and supplies - Open PO	15.51
47764	11/04/2021	199 E 51 6319 00 041 0 99 000	Wimberley Ace Hardware	Maint. materials and supplies - Open PO	13.24
47764	11/04/2021	199 E 51 6319 00 041 0 99 000	Wimberley Ace Hardware	Maint. materials and supplies - Open PO	11.07
47764	11/04/2021	199 E 51 6319 00 102 0 99 BHP	Wimberley Ace Hardware	Maint. materials and supplies - Open PO	3.05
47764	11/04/2021	199 E 51 6319 00 102 0 99 BHP	Wimberley Ace Hardware	Maint. materials and supplies - Open PO	-3.05
47764	11/04/2021	199 E 51 6319 00 001 0 99 000	Wimberley Ace Hardware	Maint. materials and supplies - Open PO	36.79
47764	11/04/2021	199 E 51 6319 00 041 0 99 000	Wimberley Ace Hardware	Maint. materials and supplies - Open PO	36.79
47764	11/04/2021	199 E 51 6319 00 101 0 99 000	Wimberley Ace Hardware	Maint. materials and supplies - Open PO	36.79
47764	11/04/2021	199 E 51 6319 00 102 0 99 000	Wimberley Ace Hardware	Maint. materials and supplies - Open PO	36.79
47764	11/04/2021	199 E 51 6319 00 102 0 99 BHP	Wimberley Ace Hardware	Maint. materials and supplies - Open PO	36.80
47764	11/04/2021	199 E 51 6319 00 001 0 99 000	Wimberley Ace Hardware	Maint. materials and supplies - Open PO	61.44
47764	11/04/2021	199 E 51 6319 00 101 0 99 000	Wimberley Ace Hardware	Maint. materials and supplies - Open PO	21.72
47764	11/04/2021	199 E 51 6319 00 041 0 99 000	Wimberley Ace Hardware	Maint. materials and supplies - Open PO	15.29
47764	11/04/2021	199 E 51 6319 00 804 0 99 000	Wimberley Ace Hardware	Maint. materials and supplies - Open PO	11.47
Totals for 47764					345.58
47765	11/04/2021	199 E 51 6259 06 001 0 99 000	Wimberley Water Supply	2021-2022: Water - October 2021	1,571.82
47765	11/04/2021	199 E 51 6259 06 041 0 99 000	Wimberley Water Supply	2021-2022: Water - October 2021	1,201.85
47765	11/04/2021	199 E 51 6259 06 102 0 99 000	Wimberley Water Supply	2021-2022: Water - October 2021	260.54
47765	11/04/2021	199 E 51 6259 06 804 0 99 000	Wimberley Water Supply	2021-2022: Water - October 2021	71.34
47765	11/04/2021	199 E 51 6259 06 830 0 99 000	Wimberley Water Supply	2021-2022: Water - October 2021	37.81
47765	11/04/2021	199 E 51 6259 06 808 0 99 000	Wimberley Water Supply	2021-2022: Water - October 2021	495.28
Totals for 47765					3,638.64
47771	11/11/2021	199 E 11 6329 00 102 0 24 RI2	Abecedarian ABC, LLC	Lowercase English Letters - Lowercase English Alphabet arc/mat	94.50
Totals for 47771					94.50
47772	11/11/2021	699 E 81 6629 00 999 0 99 PAC	AGCM, Inc.	BOND: 17-048P Wimberley ISD Bond Planning 10/01/2021-10/31/2021	3,088.00
Totals for 47772					3,088.00
47773	11/11/2021	461 E 36 6499 A3 001 0 91 000	Alert Services, Inc.	Football Hydration Pack	465.00

CHECK NUMBER	CHECK DATE	ACCOUNT NUMBER	VENDOR	INVOICE DESCRIPTION	AMOUNT
Totals for 47773					465.00
47778	11/11/2021	461 E 36 6499 49 102 0 99 000	Amazon Capital Services	Art supplies PTO\$ - Supplies	462.21
47778	11/11/2021	199 E 51 6319 00 101 0 99 000	Amazon Capital Services	Fire sprinkler tool for Blue Hole & Jacobs Well	36.51
47778	11/11/2021	199 E 51 6319 00 102 0 99 BHP	Amazon Capital Services	Fire sprinkler tool for Blue Hole & Jacobs Well	36.51
47778	11/11/2021	199 E 11 6499 00 101 0 11 RDG	Amazon Capital Services	AR Reading Party - Student Rewards for AR Bingo - Staff Christmas	273.21
47778	11/11/2021	461 E 36 6499 00 101 0 99 000	Amazon Capital Services	AR Reading Party - Student Rewards for AR Bingo - Staff Christmas	175.99
47778	11/11/2021	199 E 11 6399 00 001 0 11 MTH	Amazon Capital Services	TEKS TEexas Alg 2 9780021392568	47.16
47778	11/11/2021	199 E 11 6399 00 001 0 11 MTH	Amazon Capital Services	TEKS Texas Alg 2 9780021392568	69.99
47778	11/11/2021	199 E 11 6399 00 041 0 23 000	Amazon Capital Services	Classroom rewards (J.Griffis)	43.97
47778	11/11/2021	199 E 11 6399 04 101 0 11 GEN	Amazon Capital Services	Supplies for Ms. Porter	20.46
47778	11/11/2021	199 E 11 6399 00 001 0 22 EGN	Amazon Capital Services	painters tape	18.45
47778	11/11/2021	493 E 11 6399 00 001 0 11 G16	Amazon Capital Services	*****WEF*****Lifelong Fun & Health	29.99
47778	11/11/2021	493 E 11 6399 00 001 0 11 G16	Amazon Capital Services	*****WEF*****Lifelong Fun & Health Grant	653.90
47778	11/11/2021	199 E 11 6399 00 001 0 11 TEX	Amazon Capital Services	2 pack 11 x 8.66 waterproof mous pads	74.85
47778	11/11/2021	461 E 36 6499 88 001 0 23 000	Amazon Capital Services	Life skills items	193.32
47778	11/11/2021	199 E 11 6399 00 041 0 11 MTH	Amazon Capital Services	Math Supplies	-63.62
47778	11/11/2021	199 E 34 6319 00 805 0 99 000	Amazon Capital Services	Bus 20 Parts and office supply	129.17
47778	11/11/2021	199 E 34 6319 00 805 0 23 000	Amazon Capital Services	Bus 20 Parts and office supply	46.00
47778	11/11/2021	195 E 11 6395 00 041 0 11 000	Amazon Capital Services	Danforth Tech Supplies	886.88
47778	11/11/2021	199 E 11 6399 00 001 0 11 GEN	Amazon Capital Services	Serta chair B00AVUQPTO	294.99
47778	11/11/2021	199 E 11 6399 00 041 0 11 GEN	Amazon Capital Services	Water Cooler for Office	228.78
47778	11/11/2021	199 E 11 6399 00 101 0 11 MUS	Amazon Capital Services	Supplies for Music	109.00
47778	11/11/2021	199 E 11 6399 00 001 0 22 JOU	Amazon Capital Services	Memory cards	123.90
47778	11/11/2021	461 E 36 6499 29 041 0 99 000	Amazon Capital Services	Theater Supplies	91.85
47778	11/11/2021	865 E 36 6499 KC 101 0 99 000	Amazon Capital Services	Snacks for Sunshine Club	67.44
47778	11/11/2021	199 E 11 6399 02 102 0 11 GEN	Amazon Capital Services	Classroom \$ - Supplies	14.44
47778	11/11/2021	199 E 11 6399 02 102 0 11 GEN	Amazon Capital Services	Classroom \$ - Supplies	109.32
47778	11/11/2021	461 E 36 6499 49 102 0 99 000	Amazon Capital Services	PTO \$ KING - Supplies	9.04
47778	11/11/2021	461 E 36 6499 49 102 0 99 000	Amazon Capital Services	Turner PTO\$ - supplies	95.89
Totals for 47778					4,279.60
47779	11/11/2021	161 E 52 6299 00 001 0 91 SEC	Andrews, Mark	Office for Varsity Football vs. Austin Achieve 11/5/21	200.00
Totals for 47779					200.00
47780	11/11/2021	199 E 21 6299 00 832 0 99 000	Avant Services	ERate Consulting Services - October 2021	125.00
Totals for 47780					125.00

CHECK NUMBER	CHECK DATE	ACCOUNT NUMBER	VENDOR	INVOICE DESCRIPTION	AMOUNT
47781	11/11/2021	199 E 11 6394 00 001 0 11 GEN	B & H Photo & Electronics Corp.	Shure QLXD2 WRLS Handheld Transmitter	322.60
Totals for 47781					322.60
47782	11/11/2021	161 E 52 6299 00 001 0 91 SEC	Barkley, Jessica	Office for Varsity Football vs. Austin Achieve 11/5/21	200.00
Totals for 47782					200.00
47783	11/11/2021	195 E 53 6395 00 831 0 99 000	Best Buy Education	Laptop for Tech Dept.	1,199.99
Totals for 47783					1,199.99
47784	11/11/2021	199 E 11 6244 00 001 0 11 ZAB	BizDoc, Inc.	2021-2022: District Copy Maintenance	36.73
47784	11/11/2021	199 E 11 6244 00 001 0 11 ZAB	BizDoc, Inc.	2021-2022: District Copy Maintenance	679.43
47784	11/11/2021	199 E 11 6244 00 041 0 11 ZAB	BizDoc, Inc.	2021-2022: District Copy Maintenance	256.98
47784	11/11/2021	199 E 11 6244 00 101 0 11 ZAB	BizDoc, Inc.	2021-2022: District Copy Maintenance	750.09
47784	11/11/2021	199 E 11 6244 00 102 0 11 ZAB	BizDoc, Inc.	2021-2022: District Copy Maintenance	124.73
Totals for 47784					1,847.96
47785	11/11/2021	199 E 11 6399 00 101 0 11 ART	Blick Art Materials LLC	Supplies for Art Class	21.58
Totals for 47785					21.58
47786	11/11/2021	161 E 36 6499 00 001 0 91 SWN	Burnet High School Athletics	Entry Fees for TISCA meet 11/12/21	229.00
Totals for 47786					229.00
47787	11/11/2021	699 E 51 6631 00 830 0 99 OTH	Caldwell Country Ford	2021 Ford F150 Regular Cab LWB F1C	22,675.00
Totals for 47787					22,675.00
47788	11/11/2021	199 E 11 6399 00 041 0 11 TEC	CDW Government, Inc.	Technology Class - Keese	137.55
47788	11/11/2021	161 E 36 6399 00 001 0 91 000	CDW Government, Inc.	Toner for coaches office printer	298.95
Totals for 47788					436.50
47789	11/11/2021	199 E 51 6319 00 041 0 99 000	Cragg's Do It Best Lumber & Home Ce	Maint. materials and supplies - Open PO	22.14
Totals for 47789					22.14
47791	11/11/2021	199 E 51 6249 00 102 0 99 BHP	CTHC Septic & Excavation LLC	Monthly Maintenance to One Water Source at Blue Hole - CTHC - May 2021	300.00
47791	11/11/2021	199 E 51 6249 00 102 0 99 BHP	CTHC Septic & Excavation LLC	Monthly Maintenance to One Water Source at Blue Hole - CTHC - June 2015	300.00
47791	11/11/2021	199 E 51 6249 00 102 0 99 BHP	CTHC Septic & Excavation LLC	Monthly Maintenance to One Water Source at Blue Hole - CTHC	300.00
47791	11/11/2021	199 E 51 6249 00 102 0 99 BHP	CTHC Septic & Excavation LLC	Monthly Maintenance to One Water Source at Blue Hole - CTHC	300.00

CHECK NUMBER	CHECK DATE	ACCOUNT NUMBER	VENDOR	INVOICE DESCRIPTION	AMOUNT
				- August 2021	
47791	11/11/2021	199 E 51 6249 00 102 0 99 BHP	CTHC Septic & Excavation LLC	Monthly Maintenance to One Water Source at Blue Hole - CTHC	300.00
				- September 2021	
47791	11/11/2021	199 E 51 6249 00 102 0 99 BHP	CTHC Septic & Excavation LLC	Monthly Maintenance to One Water Source at Blue Hole - CTHC	300.00
				- October 2021	
				Totals for 47791	1,800.00
47792	11/11/2021	195 E 11 6395 00 041 0 11 000	Discount PC	Desktop computers for Danforth	10,336.00
				Totals for 47792	10,336.00
47793	11/11/2021	161 E 52 6299 00 001 0 91 SEC	Dodson, Preston	Office for Varsity Football vs. Austin Achieve 11/5/21	200.00
				Totals for 47793	200.00
47794	11/11/2021	199 E 41 6399 00 701 0 99 000	Eagle Mountain Flag & Flagpole	Flags	188.01
				Totals for 47794	188.01
47795	11/11/2021	199 E 36 6412 00 001 0 99 SPC	East Central ISD	Entry 11-6	353.00
				Totals for 47795	353.00
47796	11/11/2021	199 E 51 6249 00 001 0 99 000	Facility Solutions Group	Parking lot light repairs at all campuses	173.75
47796	11/11/2021	199 E 51 6249 00 041 0 99 000	Facility Solutions Group	Parking lot light repairs at all campuses	173.75
47796	11/11/2021	199 E 51 6249 00 101 0 99 000	Facility Solutions Group	Parking lot light repairs at all campuses	173.75
47796	11/11/2021	199 E 51 6249 00 102 0 99 BHP	Facility Solutions Group	Parking lot light repairs at all campuses	173.75
				Totals for 47796	695.00
47797	11/11/2021	699 E 51 6249 00 102 0 99 OTH	The Fence Guy	Chain Link Fencing at BHP	4,400.00
				Totals for 47797	4,400.00
47798	11/11/2021	199 E 12 6329 00 001 0 99 000	Follett School Solutions	Follett - Fifth Wave Series - HS	52.80
				Totals for 47798	52.80
47799	11/11/2021	161 E 36 6499 00 001 0 91 TEN	Georgetown ISD	Jeff Kurnik/ East View High School Georgetown Spring 2022 Tennis Tournament Entry	200.00
				Totals for 47799	200.00
47800	11/11/2021	161 E 36 6299 GO 001 0 91 DCO	Grindrod, John JR	Official at JV and Freshman Football vs. Liberty Hill/ Hyde Park	140.00
				Totals for 47800	140.00

CHECK		CHECK		ACCOUNT		INVOICE				AMOUNT
NUMBER	DATE	NUMBER				VENDOR	DESCRIPTION			
47801	11/11/2021	240 E 35 6342 BK 102 0 99 000				Gulf Coast Paper Co.	2021-2022: Disposables for Blue Hole			141.00
47801	11/11/2021	240 E 35 6342 LU 102 0 99 000				Gulf Coast Paper Co.	2021-2022: Disposables for Blue Hole			72.15
47801	11/11/2021	240 E 35 6342 BK 102 0 99 000				Gulf Coast Paper Co.	2021-2022: Disposables for Blue Hole			24.05
47801	11/11/2021	240 E 35 6342 LU 102 0 99 000				Gulf Coast Paper Co.	2021-2022: Disposables for Blue Hole			29.20
47801	11/11/2021	240 E 35 6342 BK 102 0 99 000				Gulf Coast Paper Co.	2021-2022: Disposables for Blue Hole			42.30
									Totals for 47801	308.70
47807	11/11/2021	240 E 35 6341 BK 102 0 99 000				Hardie's Fresh Foods	2021-2022: Breakfast and Lunch Food for Blue Hole			60.00
47807	11/11/2021	240 E 35 6341 LU 102 0 99 000				Hardie's Fresh Foods	2021-2022: Breakfast and Lunch Food for Blue Hole			122.75
47807	11/11/2021	240 E 35 6341 LU 102 0 99 000				Hardie's Fresh Foods	2021-2022: Breakfast and Lunch Food for Blue Hole			25.24
47807	11/11/2021	240 E 35 6341 BK 102 0 99 000				Hardie's Fresh Foods	2021-2022: Breakfast and Lunch Food for Blue Hole			60.00
47807	11/11/2021	240 E 35 6341 LU 102 0 99 000				Hardie's Fresh Foods	2021-2022: Breakfast and Lunch Food for Blue Hole			199.94
47807	11/11/2021	240 E 35 6341 BK 102 0 99 000				Hardie's Fresh Foods	2021-2022: Breakfast and Lunch Food for Blue Hole			10.00
47807	11/11/2021	240 E 35 6341 LU 102 0 99 000				Hardie's Fresh Foods	2021-2022: Breakfast and Lunch Food for Blue Hole			48.20
47807	11/11/2021	240 E 35 6341 BK 102 0 99 000				Hardie's Fresh Foods	2021-2022: Breakfast and Lunch Food for Blue Hole			50.00
47807	11/11/2021	240 E 35 6341 LU 102 0 99 000				Hardie's Fresh Foods	2021-2022: Breakfast and Lunch Food for Blue Hole			115.95
47807	11/11/2021	240 E 35 6341 BK 102 0 99 000				Hardie's Fresh Foods	2021-2022: Breakfast and Lunch Food for Blue Hole			10.00
47807	11/11/2021	240 E 35 6341 LU 102 0 99 000				Hardie's Fresh Foods	2021-2022: Breakfast and Lunch Food for Blue Hole			54.70
47807	11/11/2021	240 E 35 6341 BK 102 0 99 000				Hardie's Fresh Foods	2021-2022: Breakfast and Lunch Food for Blue Hole			50.00
47807	11/11/2021	240 E 35 6341 LU 102 0 99 000				Hardie's Fresh Foods	2021-2022: Breakfast and Lunch Food for Blue Hole			80.80
47807	11/11/2021	240 E 35 6341 BK 102 0 99 000				Hardie's Fresh Foods	2021-2022: Breakfast and Lunch Food for Blue Hole			10.00
47807	11/11/2021	240 E 35 6341 LU 102 0 99 000				Hardie's Fresh Foods	2021-2022: Breakfast and Lunch Food for Blue Hole			22.35
47807	11/11/2021	240 E 35 6341 BK 101 0 99 000				Hardie's Fresh Foods	2021-2022: Breakfast and Lunch Food for JWE			30.00
47807	11/11/2021	240 E 35 6341 LU 101 0 99 000				Hardie's Fresh Foods	2021-2022: Breakfast and Lunch Food for JWE			195.40
47807	11/11/2021	240 E 35 6341 BK 101 0 99 000				Hardie's Fresh Foods	2021-2022: Breakfast and Lunch Food for JWE			10.00
47807	11/11/2021	240 E 35 6341 LU 101 0 99 000				Hardie's Fresh Foods	2021-2022: Breakfast and Lunch Food for JWE			77.30
47807	11/11/2021	240 E 35 6341 BK 101 0 99 000				Hardie's Fresh Foods	2021-2022: Breakfast and Lunch Food for JWE			30.00
47807	11/11/2021	240 E 35 6341 LU 101 0 99 000				Hardie's Fresh Foods	2021-2022: Breakfast and Lunch Food for JWE			145.75
47807	11/11/2021	240 E 35 6341 BK 101 0 99 000				Hardie's Fresh Foods	2021-2022: Breakfast and Lunch Food for JWE			50.00
47807	11/11/2021	240 E 35 6341 LU 101 0 99 000				Hardie's Fresh Foods	2021-2022: Breakfast and Lunch Food for JWE			224.15
47807	11/11/2021	240 E 35 6341 BK 101 0 99 000				Hardie's Fresh Foods	2021-2022: Breakfast and Lunch Food for JWE			10.00
47807	11/11/2021	240 E 35 6341 LU 101 0 99 000				Hardie's Fresh Foods	2021-2022: Breakfast and Lunch Food for JWE			87.05
47807	11/11/2021	240 E 35 6341 BK 101 0 99 000				Hardie's Fresh Foods	2021-2022: Breakfast and Lunch Food for JWE			20.00
47807	11/11/2021	240 E 35 6341 LU 101 0 99 000				Hardie's Fresh Foods	2021-2022: Breakfast and Lunch Food for JWE			84.85
47807	11/11/2021	240 E 35 6341 BK 101 0 99 000				Hardie's Fresh Foods	2021-2022: Breakfast and Lunch Food for JWE			-20.00
47807	11/11/2021	240 E 35 6341 LU 101 0 99 000				Hardie's Fresh Foods	2021-2022: Breakfast and Lunch Food for JWE			-6.50
47807	11/11/2021	240 E 35 6341 LU 041 0 99 000				Hardie's Fresh Foods	2021-2022: Breakfast and Lunch Food for Danforth JH			191.80
47807	11/11/2021	240 E 35 6341 BK 041 0 99 000				Hardie's Fresh Foods	2021-2022: Breakfast and Lunch Food for Danforth JH			50.00
47807	11/11/2021	240 E 35 6341 LU 041 0 99 000				Hardie's Fresh Foods	2021-2022: Breakfast and Lunch Food for Danforth JH			131.63

CHECK		CHECK		ACCOUNT		INVOICE			
NUMBER	DATE	NUMBER			VENDOR	DESCRIPTION		AMOUNT	
47807	11/11/2021	240 E 35 6341 BK 041 0 99 000			Hardie's Fresh Foods	2021-2022: Breakfast and Lunch Food for Danforth JH		40.00	
47807	11/11/2021	240 E 35 6341 LU 041 0 99 000			Hardie's Fresh Foods	2021-2022: Breakfast and Lunch Food for Danforth JH		104.03	
47807	11/11/2021	240 E 35 6341 BK 041 0 99 000			Hardie's Fresh Foods	2021-2022: Breakfast and Lunch Food for Danforth JH		20.00	
47807	11/11/2021	240 E 35 6341 LU 041 0 99 000			Hardie's Fresh Foods	2021-2022: Breakfast and Lunch Food for Danforth JH		206.25	
47807	11/11/2021	240 E 35 6341 BK 041 0 99 000			Hardie's Fresh Foods	2021-2022: Breakfast and Lunch Food for Danforth JH		50.00	
47807	11/11/2021	240 E 35 6341 LU 001 0 99 000			Hardie's Fresh Foods	2021-2022: Breakfast and Lunch Food for WHS		124.80	
47807	11/11/2021	240 E 35 6341 BK 001 0 99 000			Hardie's Fresh Foods	2021-2022: Breakfast and Lunch Food for WHS		20.00	
47807	11/11/2021	240 E 35 6341 LU 001 0 99 000			Hardie's Fresh Foods	2021-2022: Breakfast and Lunch Food for WHS		93.95	
47807	11/11/2021	240 E 35 6341 BK 001 0 99 000			Hardie's Fresh Foods	2021-2022: Breakfast and Lunch Food for WHS		20.00	
47807	11/11/2021	240 E 35 6341 LU 001 0 99 000			Hardie's Fresh Foods	2021-2022: Breakfast and Lunch Food for WHS		33.00	
47807	11/11/2021	240 E 35 6341 LU 001 0 99 000			Hardie's Fresh Foods	2021-2022: Breakfast and Lunch Food for WHS		126.06	
47807	11/11/2021	240 E 35 6341 BK 001 0 99 000			Hardie's Fresh Foods	2021-2022: Breakfast and Lunch Food for WHS		30.00	
47807	11/11/2021	240 E 35 6341 LU 001 0 99 000			Hardie's Fresh Foods	2021-2022: Breakfast and Lunch Food for WHS		-11.35	
47807	11/11/2021	240 E 35 6341 00 999 0 99 KAP			Hardie's Fresh Foods	KAPS - Lunch Food		58.28	
47807	11/11/2021	240 E 35 6341 00 999 0 99 KAP			Hardie's Fresh Foods	KAPS - Lunch Food		29.10	
47807	11/11/2021	240 E 35 6341 00 999 0 99 KAP			Hardie's Fresh Foods	KAPS - Lunch Food		29.10	
						Totals for 47807		3,204.58	
									110
47808	11/11/2021	161 E 52 6299 00 001 0 91 SEC			Hatch, Jason	Office for Varsity Football vs. Austin Achieve 11/5/21		200.00	
						Totals for 47808		200.00	
47809	11/11/2021	161 E 52 6299 00 001 0 91 SEC			Hays County Sheriff's Office	Vehicle Fee for Varsity Football vs. Austin Achieve 11/5/21		105.00	
						Totals for 47809		105.00	
47810	11/11/2021	199 E 41 6499 00 750 0 99 000			HEB Credit Receivables	Supplies for Business Office		73.45	
47810	11/11/2021	461 E 36 6499 88 001 0 23 000			HEB Credit Receivables	OPEN PO		66.00	
						Totals for 47810		139.45	
47811	11/11/2021	161 E 36 6299 GW 001 0 91 DCO			Heffner, Carla	Varsity and JV Volleyball worker 10/8/21		100.00	
						Totals for 47811		100.00	
47812	11/11/2021	199 E 11 6399 00 001 0 22 EGN			Home Depot Credit Services	Lumber, foam boards		203.57	
						Totals for 47812		203.57	
47813	11/11/2021	199 E 34 6249 00 805 0 99 000			HotsyCarlson Equipment Co.	Replace Heater Box		1,165.00	
						Totals for 47813		1,165.00	
47814	11/11/2021	161 E 36 6299 GW 001 0 91 DCO			Houser, Jerry JR	Clock Keep at JV and Freshman Football 11/4/21		42.50	
						Totals for 47814		42.50	

CHECK NUMBER	CHECK DATE	ACCOUNT NUMBER	VENDOR	INVOICE DESCRIPTION	AMOUNT
47815	11/11/2021	199 E 21 6299 00 833 0 23 000	Houston ISD	MFC5 - eShars for 10/01/2021 - 10/31/2021	367.49
				Totals for 47815	367.49
47816	11/11/2021	199 E 51 6259 07 001 0 99 000	Hydro Gas Co.	2021-2022: Propane at WHS on 11/03/2021	760.15
47816	11/11/2021	199 E 51 6259 07 041 0 99 000	Hydro Gas Co.	2021-2022: Propane at Danforth JH on 11/03/2021	868.22
				Totals for 47816	1,628.37
47817	11/11/2021	199 E 34 6319 00 805 0 99 000	Interstate Billing Service	Bus 21 & 22 Door Parts	214.16
				Totals for 47817	214.16
47818	11/11/2021	199 E 51 6319 00 001 0 99 000	Johnstone Supply	Refrigerant for all schools	79.80
47818	11/11/2021	199 E 51 6319 00 041 0 99 000	Johnstone Supply	Refrigerant for all schools	79.80
47818	11/11/2021	199 E 51 6319 00 101 0 99 000	Johnstone Supply	Refrigerant for all schools	79.80
47818	11/11/2021	199 E 51 6319 00 102 0 99 000	Johnstone Supply	Refrigerant for all schools	79.80
47818	11/11/2021	199 E 51 6319 00 102 0 99 BHP	Johnstone Supply	Refrigerant for all schools	79.80
47818	11/11/2021	199 E 51 6319 00 001 0 99 000	Johnstone Supply	HVAC supplies for WHS RTU-3/theater	435.62
47818	11/11/2021	199 E 51 6319 00 101 0 99 000	Johnstone Supply	Motor for Jacob's Well	258.66
				Totals for 47818	1,093.28
47819	11/11/2021	429 E 31 6219 R2 833 0 25 FSG	Kim, Amber	Bilingual Psychoeducational Evaluations - October 2021	850.00
				Totals for 47819	850.00
47820	11/11/2021	240 E 35 6341 LU 101 0 99 000	La Costenita Distributor Inc	2021-2022: Breakfast and Lunch Food for JWE	273.36
				Totals for 47820	273.36
47823	11/11/2021	240 E 35 6341 LU 001 0 99 000	Labatt Food Service LLC	2021-2022: Breakfast and Lunch Food & Non-Food for WHS	1,692.14
47823	11/11/2021	240 E 35 6341 BK 001 0 99 000	Labatt Food Service LLC	2021-2022: Breakfast and Lunch Food & Non-Food for WHS	69.74
47823	11/11/2021	240 E 35 6342 BK 001 0 99 000	Labatt Food Service LLC	2021-2022: Breakfast and Lunch Food & Non-Food for WHS	7.71
47823	11/11/2021	240 E 35 6342 LU 001 0 99 000	Labatt Food Service LLC	2021-2022: Breakfast and Lunch Food & Non-Food for WHS	61.71
47823	11/11/2021	240 E 35 6341 LU 001 0 99 000	Labatt Food Service LLC	2021-2022: Breakfast and Lunch Food & Non-Food for WHS	1,349.33
47823	11/11/2021	240 E 35 6341 BK 001 0 99 000	Labatt Food Service LLC	2021-2022: Breakfast and Lunch Food & Non-Food for WHS	60.37
47823	11/11/2021	240 E 35 6342 LU 001 0 99 000	Labatt Food Service LLC	2021-2022: Breakfast and Lunch Food & Non-Food for WHS	15.95
47823	11/11/2021	240 E 35 6341 LU 001 0 99 000	Labatt Food Service LLC	2021-2022: Breakfast and Lunch Food & Non-Food for WHS	2,561.82
47823	11/11/2021	240 E 35 6341 BK 001 0 99 000	Labatt Food Service LLC	2021-2022: Breakfast and Lunch Food & Non-Food for WHS	63.68
47823	11/11/2021	240 E 35 6342 BK 001 0 99 000	Labatt Food Service LLC	2021-2022: Breakfast and Lunch Food & Non-Food for WHS	40.86
47823	11/11/2021	240 E 35 6342 LU 001 0 99 000	Labatt Food Service LLC	2021-2022: Breakfast and Lunch Food & Non-Food for WHS	122.58
47823	11/11/2021	240 E 35 6341 LU 001 0 99 000	Labatt Food Service LLC	2021-2022: Breakfast and Lunch Food & Non-Food for WHS	894.48
47823	11/11/2021	240 E 35 6341 BK 001 0 99 000	Labatt Food Service LLC	2021-2022: Breakfast and Lunch Food & Non-Food for WHS	30.00

CHECK		CHECK		ACCOUNT		INVOICE			
NUMBER	DATE	NUMBER			VENDOR	DESCRIPTION		AMOUNT	
47823	11/11/2021	240 E 35 6341 LU 001 0 99 000			Labatt Food Service LLC	2021-2022: Breakfast and Lunch Food & Non-Food for WHS		830.75	
47823	11/11/2021	240 E 35 6341 BK 001 0 99 000			Labatt Food Service LLC	2021-2022: Breakfast and Lunch Food & Non-Food for WHS		40.00	
47823	11/11/2021	240 E 35 6342 BK 001 0 99 000			Labatt Food Service LLC	2021-2022: Breakfast and Lunch Food & Non-Food for WHS		64.77	
47823	11/11/2021	240 E 35 6342 LU 001 0 99 000			Labatt Food Service LLC	2021-2022: Breakfast and Lunch Food & Non-Food for WHS		179.44	
47823	11/11/2021	240 E 35 6341 LU 001 0 99 000			Labatt Food Service LLC	2021-2022: Breakfast and Lunch Food & Non-Food for WHS		857.62	
47823	11/11/2021	240 E 35 6341 BK 001 0 99 000			Labatt Food Service LLC	2021-2022: Breakfast and Lunch Food & Non-Food for WHS		189.24	
47823	11/11/2021	240 E 35 6342 BK 001 0 99 000			Labatt Food Service LLC	2021-2022: Breakfast and Lunch Food & Non-Food for WHS		21.75	
47823	11/11/2021	240 E 35 6342 LU 001 0 99 000			Labatt Food Service LLC	2021-2022: Breakfast and Lunch Food & Non-Food for WHS		27.96	
47823	11/11/2021	240 E 35 6341 LU 001 0 99 000			Labatt Food Service LLC	2021-2022: Breakfast and Lunch Food & Non-Food for WHS		525.00	
47823	11/11/2021	240 E 35 6341 BK 001 0 99 000			Labatt Food Service LLC	2021-2022: Breakfast and Lunch Food & Non-Food for WHS		55.94	
47823	11/11/2021	240 E 35 6342 BK 001 0 99 000			Labatt Food Service LLC	2021-2022: Breakfast and Lunch Food & Non-Food for WHS		7.08	
47823	11/11/2021	240 E 35 6342 LU 001 0 99 000			Labatt Food Service LLC	2021-2022: Breakfast and Lunch Food & Non-Food for WHS		7.08	
47823	11/11/2021	240 E 35 6341 LU 101 0 99 000			Labatt Food Service LLC	2021-2022: Breakfast and Lunch Food & Non-Food for JWE		-19.05	
47823	11/11/2021	240 E 35 6341 LU 101 0 99 000			Labatt Food Service LLC	2021-2022: Breakfast and Lunch Food & Non-Food for JWE		-15.10	
47823	11/11/2021	240 E 35 6341 00 999 0 99 KAP			Labatt Food Service LLC	KAPS - Lunch Food Initial Labatt Order, including items for menu 4 weeks out		908.72	
								Totals for 47823	10,651.57
112									
47824	11/11/2021	199 E 11 6399 KI 102 0 11 GEN			Lakeshore Learning Materials	New Teacher Classroom supplies Mrs. Long 1st grade		63.96	
								Totals for 47824	63.96
47825	11/11/2021	461 E 36 6499 43 001 0 99 000			LaVerne Funderburk CPA	UIL Accounting materials		390.00	
								Totals for 47825	390.00
47826	11/11/2021	199 E 36 6399 00 001 0 99 OAP			Lowes Business Account	Lumber for OAP - Check request not correct, see attachments		30.01	
								Totals for 47826	30.01
47827	11/11/2021	199 E 34 6499 00 805 0 99 000			Lower Colorado River Authority	2021-2022: Monthly Radio Service Fee for Transportation Dept. - October 2021		461.68	
47827	11/11/2021	199 E 34 6499 00 805 0 23 000			Lower Colorado River Authority	2021-2022: Monthly Radio Service Fee for Transportation Dept. - October 2021		115.42	
								Totals for 47827	577.10
47828	11/11/2021	199 E 51 6319 00 001 0 99 000			Marks Plumbing Parts	Plumbing supplies for all campuses		214.16	
47828	11/11/2021	199 E 51 6319 00 041 0 99 000			Marks Plumbing Parts	Plumbing supplies for all campuses		214.16	
47828	11/11/2021	199 E 51 6319 00 101 0 99 000			Marks Plumbing Parts	Plumbing supplies for all campuses		214.16	
47828	11/11/2021	199 E 51 6319 00 102 0 99 BHP			Marks Plumbing Parts	Plumbing supplies for all campuses		214.17	
								Totals for 47828	856.65

CHECK NUMBER	CHECK DATE	ACCOUNT NUMBER	VENDOR	INVOICE DESCRIPTION	AMOUNT
47829	11/11/2021	161 E 52 6299 00 001 0 91 SEC	McGreevy, Thomas III	Office for Varsity Football vs. Austin Achieve 11/5/21	200.00
				Totals for 47829	200.00
47830	11/11/2021	161 E 36 6299 GW 001 0 91 DCO	Mebane, David	Gate Worker for Varsity Football vs. Austin Achieve	36.75
				Totals for 47830	36.75
47831	11/11/2021	199 E 34 6311 GS 805 0 23 000	Midtex Oil, L.P.	2021-2022: Unleaded Fuel on 11/08/2021	444.05
47831	11/11/2021	199 E 51 6311 GS 830 0 99 000	Midtex Oil, L.P.	2021-2022: Unleaded Fuel on 11/08/2021	1,497.09
47831	11/11/2021	199 E 34 6311 GS 805 0 99 000	Midtex Oil, L.P.	2021-2022: Unleaded Fuel on 11/08/2021	444.05
47831	11/11/2021	195 E 53 6311 GS 831 0 99 000	Midtex Oil, L.P.	2021-2022: Unleaded Fuel on 11/08/2021	152.25
47831	11/11/2021	199 E 34 6311 DS 805 0 99 000	Midtex Oil, L.P.	2021-2022: Diesel Fuel on 11/08/2021	6,331.80
47831	11/11/2021	199 E 34 6311 DS 805 0 23 000	Midtex Oil, L.P.	2021-2022: Diesel Fuel on 11/08/2021	2,110.60
47831	11/11/2021	199 E 34 6311 00 805 0 23 000	Midtex Oil, L.P.	2021-2022: Diesel Fuel on 11/08/2021	2.49
47831	11/11/2021	199 E 34 6311 00 805 0 99 000	Midtex Oil, L.P.	2021-2022: Diesel Fuel on 11/08/2021	7.46
				Totals for 47831	10,989.79
47832	11/11/2021	461 E 36 6499 A3 001 0 91 000	Milagro's, LLC	Meals for District Coaches Meeting 11/10/21	432.25
				Totals for 47832	432.25
47833	11/11/2021	161 E 36 6299 GW 001 0 91 DCO	Morrow, Bryan	Clock Keeper on 11/4 and 11/5 football	42.50
47833	11/11/2021	161 E 36 6299 GW 001 0 91 DCO	Morrow, Bryan	Clock Keeper on 11/4 and 11/5 football	42.50
				Totals for 47833	85.00
47834	11/11/2021	199 E 36 6495 00 001 0 99 SPC	National Speech & Debate Associatio	5 memberships	100.00
				Totals for 47834	100.00
47835	11/11/2021	161 E 36 6299 GW 001 0 91 DCO	Neil, Jack	Gate Worker for Varsity Football vs. Austin Achieve	45.94
				Totals for 47835	45.94
47836	11/11/2021	161 E 36 6411 00 001 0 91 000	Nute, Brinton	Reimburse for parking at State Cross Country 11/6/21	25.00
				Totals for 47836	25.00
47840	11/11/2021	240 E 35 6341 LU 001 0 99 000	DFA Dairy Brands DALLAS	2021-2022: Breakfast and Lunch Food for WHS	104.13
47840	11/11/2021	240 E 35 6341 BK 001 0 99 000	DFA Dairy Brands DALLAS	2021-2022: Breakfast and Lunch Food for WHS	34.71
47840	11/11/2021	240 E 35 6341 LU 001 0 99 000	DFA Dairy Brands DALLAS	2021-2022: Breakfast and Lunch Food for WHS	62.13
47840	11/11/2021	240 E 35 6341 BK 001 0 99 000	DFA Dairy Brands DALLAS	2021-2022: Breakfast and Lunch Food for WHS	20.71
47840	11/11/2021	240 E 35 6341 LU 001 0 99 000	DFA Dairy Brands DALLAS	2021-2022: Breakfast and Lunch Food for WHS	11.39
47840	11/11/2021	240 E 35 6341 BK 001 0 99 000	DFA Dairy Brands DALLAS	2021-2022: Breakfast and Lunch Food for WHS	3.79
47840	11/11/2021	240 E 35 6341 LU 001 0 99 000	DFA Dairy Brands DALLAS	2021-2022: Breakfast and Lunch Food for WHS	73.79

CHECK		CHECK		ACCOUNT		INVOICE			
NUMBER	DATE	NUMBER			VENDOR	DESCRIPTION		AMOUNT	
47840	11/11/2021	240 E 35 6341 BK 001 0 99 000	DFA Dairy Brands DALLAS	2021-2022: Breakfast and Lunch Food for WHS				24.59	
47840	11/11/2021	240 E 35 6341 LU 001 0 99 000	DFA Dairy Brands DALLAS	2021-2022: Breakfast and Lunch Food for WHS				100.95	
47840	11/11/2021	240 E 35 6341 BK 001 0 99 000	DFA Dairy Brands DALLAS	2021-2022: Breakfast and Lunch Food for WHS				33.65	
47840	11/11/2021	240 E 35 6341 LU 001 0 99 000	DFA Dairy Brands DALLAS	2021-2022: Breakfast and Lunch Food for WHS				20.54	
47840	11/11/2021	240 E 35 6341 BK 001 0 99 000	DFA Dairy Brands DALLAS	2021-2022: Breakfast and Lunch Food for WHS				6.84	
47840	11/11/2021	240 E 35 6341 00 999 0 99 KAP	DFA Dairy Brands DALLAS	KAPS - Lunch Food				26.84	
47840	11/11/2021	240 E 35 6341 00 999 0 99 KAP	DFA Dairy Brands DALLAS	KAPS - Lunch Food				40.26	
47840	11/11/2021	240 E 35 6341 00 999 0 99 KAP	DFA Dairy Brands DALLAS	KAPS - lunch food				-27.38	
47840	11/11/2021	240 E 35 6341 LU 001 0 99 000	DFA Dairy Brands DALLAS	2021-2022: Breakfast and Lunch Food for WHS				84.68	
47840	11/11/2021	240 E 35 6341 BK 001 0 99 000	DFA Dairy Brands DALLAS	2021-2022: Breakfast and Lunch Food for WHS				28.22	
47840	11/11/2021	240 E 35 6341 LU 001 0 99 000	DFA Dairy Brands DALLAS	2021-2022: Breakfast and Lunch Food for WHS				107.00	
47840	11/11/2021	240 E 35 6341 BK 001 0 99 000	DFA Dairy Brands DALLAS	2021-2022: Breakfast and Lunch Food for WHS				35.66	
47840	11/11/2021	240 E 35 6341 LU 001 0 99 000	DFA Dairy Brands DALLAS	2021-2022: Breakfast and Lunch Food for WHS				86.24	
47840	11/11/2021	240 E 35 6341 BK 001 0 99 000	DFA Dairy Brands DALLAS	2021-2022: Breakfast and Lunch Food for WHS				28.74	
47840	11/11/2021	240 E 35 6341 LU 041 0 99 000	DFA Dairy Brands DALLAS	2021-2022: Breakfast and Lunch Food for Danforth JH				127.19	
47840	11/11/2021	240 E 35 6341 BK 041 0 99 000	DFA Dairy Brands DALLAS	2021-2022: Breakfast and Lunch Food for Danforth JH				42.39	
47840	11/11/2021	240 E 35 6341 LU 041 0 99 000	DFA Dairy Brands DALLAS	2021-2022: Breakfast and Lunch Food for Danforth JH				153.60	
47840	11/11/2021	240 E 35 6341 BK 041 0 99 000	DFA Dairy Brands DALLAS	2021-2022: Breakfast and Lunch Food for Danforth JH				51.20	114
47840	11/11/2021	240 E 35 6341 BK 101 0 99 000	DFA Dairy Brands DALLAS	2021-2022: Breakfast and Lunch Food for JWE				58.07	
47840	11/11/2021	240 E 35 6341 LU 101 0 99 000	DFA Dairy Brands DALLAS	2021-2022: Breakfast and Lunch Food for JWE				135.49	
Totals for 47840								1,475.42	
47842	11/11/2021	199 E 51 6499 00 830 0 99 000	Office Depot, Inc.	Maint. office supplies				84.22	
47842	11/11/2021	199 E 11 6394 00 001 0 11 GEN	Office Depot, Inc.	printer cartridges				267.26	
47842	11/11/2021	199 E 11 6399 00 001 0 11 GEN	Office Depot, Inc.	Classroom supplies				65.88	
47842	11/11/2021	199 E 11 6399 00 001 0 11 GEN	Office Depot, Inc.	Classroom supplies				79.07	
47842	11/11/2021	199 E 11 6399 00 001 0 22 EGN	Office Depot, Inc.	Craft sticks				27.98	
47842	11/11/2021	199 E 11 6399 00 001 0 22 EGN	Office Depot, Inc.	Craft sticks				28.32	
47842	11/11/2021	461 E 36 6499 43 001 0 99 000	Office Depot, Inc.	Portable printers, flash drives				359.97	
Totals for 47842								912.70	
47843	11/11/2021	199 E 23 6411 MI 001 0 99 000	Parker, Shiela	Mileage (3 games)				147.84	
Totals for 47843								147.84	
47844	11/11/2021	199 E 41 6299 00 750 0 99 000	Perdue, Brandon, Fielder,Collins &	Professional Services rendered in successfully completing the 2017 #1 Audit				7,065.00	
Totals for 47844								7,065.00	
47845	11/11/2021	224 E 11 6219 00 833 2 23 000	Perez, Amanda	Physical Therapy Services 2021-2022: 09/23/2021 -				1,218.75	

CHECK NUMBER	CHECK DATE	ACCOUNT NUMBER	VENDOR	INVOICE DESCRIPTION	AMOUNT
				10/25/2021	
				Totals for 47845	1,218.75
47846	11/11/2021	199 E 11 6399 00 001 0 22 MFG	PMI Steel Pipe	STPL00188x48x96 , STPL50250X, STSQ01014GA24, STEXEM005134x8	2,341.30
				Totals for 47846	2,341.30
47847	11/11/2021	161 E 36 6299 GO 001 0 91 DCO	Fruitt, Brett	Official at JV and Freshman Football vs. Liberty Hill/ Hyde Park	155.00
				Totals for 47847	155.00
47848	11/11/2021	699 E 34 6639 00 805 0 99 OTH	Secured Mobility LLC dba	SMART Tag GPS Tracking & Communication	49,139.91
				Totals for 47848	49,139.91
47849	11/11/2021	224 E 11 6219 00 833 2 23 000	Sights Unseen Experience Based Lear	CTVI Services For 2021-2022: 09/22/2021 - 10/20/2021	356.25
47849	11/11/2021	224 E 31 6219 00 833 2 23 000	Sights Unseen Experience Based Lear	CTVI Services For 2021-2022: 09/22/2021 - 10/20/2021	2,256.25
				Totals for 47849	2,612.50
47850	11/11/2021	161 E 52 6299 00 001 0 91 SEC	Smith, Jason	Office for Varsity Football vs. Austin Achieve 11/5/21	240.00
				Totals for 47850	240.00
47851	11/11/2021	199 E 21 6399 00 833 0 23 000	Staples Business Advantage	Supplies	33.96
				Totals for 47851	33.96
47852	11/11/2021	199 E 11 6394 00 041 0 11 TEC	Storyboard That	Teacher Account in Multiple Teacher/Department Account for 36 months	399.96
				Totals for 47852	399.96
47853	11/11/2021	162 E 36 6399 00 041 0 99 000	Strait Music	Baritone Sax mouthpiece & Ligature	75.00
47853	11/11/2021	162 E 36 6399 00 041 0 99 000	Strait Music	Baritone Sax mouthpiece & Ligature	300.00
				Totals for 47853	375.00
47854	11/11/2021	199 E 51 6249 00 102 0 99 BHP	T.E.A.M. Solutions Inc.	Thermostat repairs at Blue Hole	250.00
				Totals for 47854	250.00
47855	11/11/2021	199 E 41 6299 00 702 0 99 000	TASB, Inc	TASB Localized Update 118	1,714.12
				Totals for 47855	1,714.12
47856	11/11/2021	461 E 36 6499 PV 001 0 99 000	Texas Dept of Motor Vehicles	Oct usage	25.64

CHECK NUMBER	CHECK DATE	ACCOUNT NUMBER	VENDOR	INVOICE DESCRIPTION	AMOUNT
Totals for 47856					25.64
47857	11/11/2021	199 E 51 6259 22 805 0 99 000	Texas Disposal Systems, Inc.	2021-2022: Trash & Recycling Pick Up at Admin - October 2021	205.00
47857	11/11/2021	199 E 51 6259 22 001 0 99 000	Texas Disposal Systems, Inc.	2021-2022: Trash & Recycling Pick Up - October 2021	1,120.00
47857	11/11/2021	199 E 51 6259 22 041 0 99 000	Texas Disposal Systems, Inc.	2021-2022: Trash & Recycling Pick Up - October 2021	692.00
47857	11/11/2021	199 E 51 6259 22 101 0 99 000	Texas Disposal Systems, Inc.	2021-2022: Trash & Recycling Pick Up - October 2021	648.00
47857	11/11/2021	199 E 51 6259 22 102 0 99 000	Texas Disposal Systems, Inc.	2021-2022: Trash & Recycling Pick Up - October 2021	648.00
47857	11/11/2021	199 E 51 6259 22 800 0 99 000	Texas Disposal Systems, Inc.	2021-2022: Trash & Recycling Pick Up - October 2021	273.00
47857	11/11/2021	199 E 51 6259 22 830 0 99 000	Texas Disposal Systems, Inc.	2021-2022: Trash & Recycling Pick Up - October 2021	225.00
47857	11/11/2021	199 E 51 6259 22 805 0 99 000	Texas Disposal Systems, Inc.	2021-2022: Trash & Recycling Pick Up - October 2021	75.00
47857	11/11/2021	199 E 51 6259 22 801 0 99 000	Texas Disposal Systems, Inc.	2021-2022: Trash & Recycling Pick Up - October 2021	75.00
47857	11/11/2021	199 E 51 6259 22 802 0 99 000	Texas Disposal Systems, Inc.	2021-2022: Trash & Recycling Pick Up - October 2021	75.00
47857	11/11/2021	199 E 51 6259 22 836 0 99 000	Texas Disposal Systems, Inc.	2021-2022: Trash & Recycling Pick Up - October 2021	546.00
Totals for 47857					4,582.00
47858	11/11/2021	281 E 81 6639 00 999 2 99 ESS	The Home Depot Pro	Drinking Fountain & Water Bottle Filler Combo Unit	-2,867.35
47858	11/11/2021	281 E 81 6639 00 999 2 99 ESS	The Home Depot Pro	Drinking Fountain & Water Bottle Filler Combo Unit	3,345.75
47858	11/11/2021	281 E 81 6639 00 999 2 99 ESS	The Home Depot Pro	Drinking Fountain & Water Bottle Filler Combo Unit	11,979.49
47858	11/11/2021	199 E 51 6319 02 805 0 99 000	The Home Depot Pro	Light bulbs for Transportation	199.88
Totals for 47858					12,657.77
47860	11/11/2021	240 E 35 6341 LU 001 0 99 000	The New World Bakery, Inc	2021-2022: Breakfast and Lunch Food for WHS	40.85
47860	11/11/2021	240 E 35 6341 LU 001 0 99 000	The New World Bakery, Inc	2021-2022: Breakfast and Lunch Food for WHS	37.24
47860	11/11/2021	240 E 35 6341 BK 001 0 99 000	The New World Bakery, Inc	2021-2022: Breakfast and Lunch Food for WHS	3.62
47860	11/11/2021	240 E 35 6341 LU 041 0 99 000	The New World Bakery, Inc	2021-2022: Breakfast and Lunch Food for Danforth JH	75.60
47860	11/11/2021	240 E 35 6341 BK 101 0 99 000	The New World Bakery, Inc	2021-2022: Breakfast and Lunch Food for JWE	31.23
47860	11/11/2021	240 E 35 6341 LU 101 0 99 000	The New World Bakery, Inc	2021-2022: Breakfast and Lunch Food for JWE	55.15
47860	11/11/2021	240 E 35 6341 BK 102 0 99 000	The New World Bakery, Inc	2021-2022: Breakfast and Lunch Food for Blue Hole	75.00
47860	11/11/2021	240 E 35 6341 LU 102 0 99 000	The New World Bakery, Inc	2021-2022: Breakfast and Lunch Food for Blue Hole	46.20
Totals for 47860					364.89
47861	11/11/2021	161 E 52 6299 00 001 0 91 SEC	Trinidad, John	Office for Varsity Football vs. Austin Achieve 11/5/21	200.00
Totals for 47861					200.00
47862	11/11/2021	199 E 23 6411 00 001 0 99 000	Valentine, Jason	parking State Tennis	20.70
47862	11/11/2021	199 E 23 6411 MI 001 0 99 000	Valentine, Jason	parking State Tennis	789.60
Totals for 47862					810.30

CHECK NUMBER	CHECK DATE	ACCOUNT NUMBER	VENDOR	INVOICE DESCRIPTION	AMOUNT
47863	11/11/2021	199 E 41 6211 00 701 0 99 000	Walsh Gallegos Trevino Kyle & Robin	Annual Retainer Fee - Legal service program for services from Nov 1, 2021 - Oct 31, 2022	1,000.00
Totals for 47863					1,000.00
47864	11/11/2021	161 E 36 6499 00 001 0 91 TEN	Westwood High School	Attn: Tennis; James Hood Classic Varsity Tournament Entry	300.00
Totals for 47864					300.00
47865	11/11/2021	161 E 36 6499 00 001 0 91 TEN	Westwood High School	Attn: Tennis. JV Fall Tourney 11/18/21 Entry Fee	140.00
Totals for 47865					140.00
47866	11/11/2021	199 E 23 6411 MI 001 0 99 000	Wilkes, Ryan	Mileage 10/29	148.96
Totals for 47866					148.96
47869	11/11/2021	199 E 51 6319 00 001 0 99 000	Wimberley Ace Hardware	Maint. materials and supplies - Open PO	33.31
47869	11/11/2021	199 E 51 6319 00 041 0 99 000	Wimberley Ace Hardware	Maint. materials and supplies - Open PO	2.86
47869	11/11/2021	199 E 51 6319 00 041 0 99 000	Wimberley Ace Hardware	Maint. materials and supplies - Open PO	16.96
47869	11/11/2021	199 E 51 6319 00 041 0 99 000	Wimberley Ace Hardware	Maint. materials and supplies - Open PO	12.74
47869	11/11/2021	199 E 51 6319 00 001 0 99 000	Wimberley Ace Hardware	Maint. materials and supplies - Open PO	5.93
47869	11/11/2021	199 E 51 6319 00 001 0 99 000	Wimberley Ace Hardware	Maint. materials and supplies - Open PO	1.17
47869	11/11/2021	199 E 51 6319 00 830 0 99 000	Wimberley Ace Hardware	Maint. materials and supplies - Open PO	9.99
47869	11/11/2021	199 E 51 6319 03 830 0 99 000	Wimberley Ace Hardware	Maint. materials and supplies - Open PO	5.98
47869	11/11/2021	199 E 51 6319 05 830 0 99 000	Wimberley Ace Hardware	Maint. materials and supplies - Open PO	2.99
47869	11/11/2021	199 E 11 6399 00 001 0 11 DRA	Wimberley Ace Hardware	OPEN PO	170.37
47869	11/11/2021	199 E 41 6399 00 701 0 99 000	Wimberley Ace Hardware	supplies for office	29.99
47869	11/11/2021	199 E 11 6399 00 001 0 22 MFG	Wimberley Ace Hardware	OPEN PO	33.98
Totals for 47869					326.27
47870	11/11/2021	199 E 41 6411 ME 701 0 99 000	York, Dwain	Travel Reimbursement 10/20/21 - 11/11/21	747.88
Totals for 47870					747.88
47871	11/15/2021	865 E 36 6499 50 001 0 22 000	Southwestern Exposition & Livestock Entries		680.00
Totals for 47871					680.00
47872	11/18/2021	199 E 41 6499 00 702 0 99 000	A to Z Copy & Print, LLC	Closed Session Posters for Board, Central Office	210.00
47872	11/18/2021	199 E 41 6499 00 701 0 99 000	A to Z Copy & Print, LLC	Closed Session Posters for Board, Central Office	48.75
Totals for 47872					258.75
47873	11/18/2021	461 E 36 6499 A4 001 0 91 000	Agricultural Society of Fischer Sto	REFUNDABLE DEPOSIT Fischer Hall Rental for Volleyball Banquet 2021	600.00

CHECK NUMBER	CHECK DATE	ACCOUNT NUMBER	VENDOR	INVOICE DESCRIPTION	AMOUNT
Totals for 47873					600.00
47874	11/18/2021	461 E 36 6499 A4 001 0 91 000	Agricultural Society of Fischer Sto	Fischer Hall Rental for Volleyball Banquet 2021	600.00
Totals for 47874					600.00
47875	11/18/2021	199 E 34 6249 00 805 0 99 000	Aguirrie Paint & Body Inc.	Bus 33 Fender Repair	733.65
Totals for 47875					733.65
47876	11/18/2021	161 E 36 6399 00 001 0 91 TRN	Alert Services, Inc.	Supplies For Athletic Trainer	151.40
Totals for 47876					151.40
47883	11/18/2021	199 E 11 6399 05 101 0 11 GEN	Amazon Capital Services	Supplies for Mr. Campbell	42.52
47883	11/18/2021	199 E 11 6399 00 001 0 11 PED	Amazon Capital Services	3 badminton nets	149.97
47883	11/18/2021	199 E 11 6399 00 001 0 11 GEN	Amazon Capital Services	Microwaves	109.43
47883	11/18/2021	195 E 11 6395 00 001 0 11 000	Amazon Capital Services	Extension cords for the High School	315.90
47883	11/18/2021	199 E 11 6399 00 001 0 22 CTE	Amazon Capital Services	storage cabinets CTE Bldg Room 405	379.94
47883	11/18/2021	199 E 11 6399 03 101 0 11 GEN	Amazon Capital Services	Supplies for Mrs. Grant	33.97
47883	11/18/2021	461 E 36 6499 88 001 0 23 000	Amazon Capital Services	Life skills items	799.02
47883	11/18/2021	199 E 11 6399 00 001 0 11 PED	Amazon Capital Services	Boulder Badminton Pickleball Portable Net Height adjustable	59.99
47883	11/18/2021	199 E 11 6399 04 101 0 11 GEN	Amazon Capital Services	Supplies for Mrs. Becken	664.27
47883	11/18/2021	493 E 11 6399 00 101 0 11 G06	Amazon Capital Services	*****WEF*****Literacy Integration Grant	760.71
47883	11/18/2021	240 E 35 6399 00 041 0 99 000	Amazon Capital Services	Radios for Kitchens	21.24
47883	11/18/2021	240 E 35 6399 00 101 0 99 000	Amazon Capital Services	Radios for Kitchens	21.24
47883	11/18/2021	240 E 35 6399 00 102 0 99 000	Amazon Capital Services	Radios for Kitchens	21.24
47883	11/18/2021	240 E 35 6399 00 041 0 99 000	Amazon Capital Services	Doorbells for Blue Hole, Danforth, Scudder (Replacement)	24.56
47883	11/18/2021	240 E 35 6399 00 102 0 99 000	Amazon Capital Services	Doorbells for Blue Hole, Danforth, Scudder (Replacement)	24.56
47883	11/18/2021	240 E 35 6399 00 999 0 99 000	Amazon Capital Services	Doorbells for Blue Hole, Danforth, Scudder (Replacement)	26.45
47883	11/18/2021	199 E 11 6399 03 101 0 11 GEN	Amazon Capital Services	Supplies for Mrs. Leinneuber	177.02
47883	11/18/2021	199 E 11 6399 00 001 0 11 GEN	Amazon Capital Services	Coffee Cups	18.99
47883	11/18/2021	199 E 11 6399 00 101 0 23 000	Amazon Capital Services	Classroom management (Brittney Higgins)	112.96
47883	11/18/2021	199 E 11 6399 00 102 0 11 SCI	Amazon Capital Services	Garden items	97.91
47883	11/18/2021	199 E 11 6399 00 102 0 11 SCI	Amazon Capital Services	Garden items	346.90
47883	11/18/2021	199 E 31 6339 00 041 0 99 000	Amazon Capital Services	Supplies for counselor office.	30.81
47883	11/18/2021	199 E 11 6399 01 102 0 11 GEN	Amazon Capital Services	Class room \$ Supplies	127.23
47883	11/18/2021	199 E 11 6399 01 102 0 11 GEN	Amazon Capital Services	Turner Class \$ Supplies	35.46
47883	11/18/2021	199 E 11 6399 00 101 0 24 RDG	Amazon Capital Services	Supplies for Mrs. Evers	126.70
47883	11/18/2021	199 E 51 6319 01 001 0 99 000	Amazon Capital Services	Vacuum parts for the High School	92.49
47883	11/18/2021	461 E 36 6499 29 041 0 99 000	Amazon Capital Services	Theater Supplies	129.16
47883	11/18/2021	461 E 36 6499 88 001 0 23 000	Amazon Capital Services	Sterlite 40 gal 151 L Wheeled Industrial Tote Black 2 pack	100.00

CHECK NUMBER	CHECK DATE	ACCOUNT NUMBER	VENDOR	INVOICE DESCRIPTION	AMOUNT
47883	11/18/2021	461 E 36 6499 88 001 0 23 000	Amazon Capital Services	Sterlite 40 gal 151 L Wheeled Industrial Tote Black 2 pack	-100.00
47883	11/18/2021	199 E 34 6319 00 805 0 99 000	Amazon Capital Services	Supplies (Office/Breakroom)	192.66
47883	11/18/2021	199 E 11 6394 00 101 0 11 TEC	Amazon Capital Services	Mice for Laptops	479.90
47883	11/18/2021	199 E 11 6399 00 001 0 11 ART	Amazon Capital Services	Tempera Paint White	60.78
47883	11/18/2021	199 E 11 6399 00 041 0 11 MTH	Amazon Capital Services	Math Supplies	63.62
47883	11/18/2021	199 E 11 6399 03 101 0 11 GEN	Amazon Capital Services	Supplies for Mrs. Jacobs	293.84
47883	11/18/2021	199 E 11 6399 00 001 0 22 EGN	Amazon Capital Services	drone charger	42.99
47883	11/18/2021	199 E 52 6395 00 811 0 99 000	Amazon Capital Services	Technology Items	853.42
47883	11/18/2021	199 E 11 6399 00 001 0 11 GEN	Amazon Capital Services	microwave towels holder	82.88
47883	11/18/2021	199 E 11 6394 00 001 0 11 GEN	Amazon Capital Services	IPEVO V 4 K 8 MP USB Camera	106.37
47883	11/18/2021	199 E 11 6399 00 001 0 11 MTH	Amazon Capital Services	Century 21 Accounting Hardcover	32.50
Totals for 47883					6,959.60
47884	11/18/2021	161 E 36 6299 GO 041 0 91 DCO	Anderson, Sean	Official for Varsity Football vs. Navarro 10/22/21	135.00
Totals for 47884					135.00
47885	11/18/2021	161 E 36 6499 00 001 0 91 GSO	Aransas County ISD	Lady Texan Soccer Tournament Entry January 2022	300.00
Totals for 47885					300.00 119
47886	11/18/2021	199 E 36 6412 00 001 0 91 CHR	Arevalo, Julie	cheer meals 11-13	77.76
Totals for 47886					77.76
47887	11/18/2021	161 E 36 6399 00 001 0 91 GSO	Athletic Supply Inc.	Uniforms	1,657.00
Totals for 47887					1,657.00
47888	11/18/2021	199 E 51 6249 00 101 0 99 000	Automated Logic-Texas	Back up and discover device and mac address of present PT -link on Aeon Unit for Jacobs Well Gym	1,439.00
Totals for 47888					1,439.00
47889	11/18/2021	199 E 11 6394 00 001 0 11 GEN	B & H Photo & Electronics Corp.	Case Logic Advantage 14" Black case	1,774.50
Totals for 47889					1,774.50
47890	11/18/2021	199 E 36 6412 00 001 0 91 DAN	Band Today LLC	Competition mat	1,845.00
Totals for 47890					1,845.00
47891	11/18/2021	699 E 81 6629 00 102 0 99 P01	Bartlett Cocke General Contractors,	New Primary School Construction - Pay App #22 Final	56,560.69
Totals for 47891					56,560.69
47893	11/18/2021	199 E 11 6244 00 041 0 11 ZAB	BizDoc, Inc.	2021-2022: District Copy Maintenance	101.09

CHECK										ACCOUNT	INVOICE	AMOUNT
NUMBER	DATE	NUMBER	VENDOR							DESCRIPTION		
47893	11/18/2021	161 E 36 6244 00 808 0 91 ZAB	BizDoc, Inc.							2021-2022: District Copy Maintenance	93.59	
47893	11/18/2021	199 E 11 6244 00 001 0 11 ZAB	BizDoc, Inc.							2021-2022: District Copy Maintenance	29.73	
47893	11/18/2021	199 E 11 6244 00 101 0 11 ZAB	BizDoc, Inc.							2021-2022: District Copy Maintenance	674.41	
47893	11/18/2021	199 E 11 6244 00 102 0 11 ZAB	BizDoc, Inc.							2021-2022: District Copy Maintenance	924.91	
47893	11/18/2021	199 E 12 6244 00 001 0 99 ZAB	BizDoc, Inc.							2021-2022: District Copy Maintenance	118.58	
47893	11/18/2021	199 E 12 6244 00 041 0 99 ZAB	BizDoc, Inc.							2021-2022: District Copy Maintenance	9.93	
47893	11/18/2021	199 E 21 6244 00 832 0 99 ZAB	BizDoc, Inc.							2021-2022: District Copy Maintenance	7.00	
47893	11/18/2021	199 E 21 6244 00 833 0 23 ZAB	BizDoc, Inc.							2021-2022: District Copy Maintenance	361.75	
47893	11/18/2021	199 E 23 6244 00 001 0 99 ZAB	BizDoc, Inc.							2021-2022: District Copy Maintenance	90.37	
47893	11/18/2021	199 E 23 6244 00 041 0 99 ZAB	BizDoc, Inc.							2021-2022: District Copy Maintenance	90.12	
47893	11/18/2021	199 E 23 6244 00 101 0 99 ZAB	BizDoc, Inc.							2021-2022: District Copy Maintenance	169.84	
47893	11/18/2021	199 E 23 6244 00 102 0 99 ZAB	BizDoc, Inc.							2021-2022: District Copy Maintenance	764.90	
47893	11/18/2021	199 E 31 6244 00 001 0 99 ZAB	BizDoc, Inc.							2021-2022: District Copy Maintenance	116.93	
47893	11/18/2021	199 E 31 6244 00 041 0 99 ZAB	BizDoc, Inc.							2021-2022: District Copy Maintenance	135.19	
47893	11/18/2021	199 E 34 6244 00 805 0 99 ZAB	BizDoc, Inc.							2021-2022: District Copy Maintenance	44.21	
47893	11/18/2021	199 E 41 6244 00 701 0 99 ZAB	BizDoc, Inc.							2021-2022: District Copy Maintenance	60.54	
47893	11/18/2021	199 E 41 6244 00 750 0 99 ZAB	BizDoc, Inc.							2021-2022: District Copy Maintenance	55.99	
47893	11/18/2021	199 E 51 6244 00 830 0 99 ZAB	BizDoc, Inc.							2021-2022: District Copy Maintenance	75.72 ¹²⁰	
47893	11/18/2021	199 E 53 6244 00 831 0 99 ZAB	BizDoc, Inc.							2021-2022: District Copy Maintenance	32.45	
47893	11/18/2021	199 E 41 6244 HR 750 0 99 ZAB	BizDoc, Inc.							2021-2022: District Copy Maintenance	129.39	
47893	11/18/2021	240 E 35 6244 00 999 0 99 000	BizDoc, Inc.							2021-2022: District Copy Maintenance	3.50	
										Totals for 47893	4,090.14	
47894	11/18/2021	161 E 36 6299 GO 001 0 91 DCO	Brubaker, Shari							Official for Wimberley vs. Sinton on 11/4/21 (minus previous payment of \$80 in Arbiter Sports)	152.60	
										Totals for 47894	152.60	
47895	11/18/2021	161 E 36 6399 00 041 0 91 GBB	BSN Sports Inc.							JH Lady Texan Basketball Uniforms	1,000.00	
47895	11/18/2021	461 E 36 6499 AA 041 0 91 000	BSN Sports Inc.							JH Lady Texan Basketball Uniforms	2,049.50	
										Totals for 47895	3,049.50	
47896	11/18/2021	161 E 36 6499 00 001 0 91 BKB	Burnet High School							Boys Basketball Tournament on 12/2/21	550.00	
										Totals for 47896	550.00	
47897	11/18/2021	161 E 36 6299 GO 041 0 91 DCO	Cantu, Lonnie							Official for JH Football vs. La Vernia 10/27/21	230.00	
										Totals for 47897	230.00	
47898	11/18/2021	161 E 36 6299 GO 001 0 91 DCO	Casias, Pete							Official for Varsity Football vs. Austin Achieve 11/05/21	90.00	
										Totals for 47898	90.00	

CHECK NUMBER	CHECK DATE	ACCOUNT NUMBER	VENDOR	INVOICE DESCRIPTION	AMOUNT
47899	11/18/2021	865 E 36 6499 31 001 0 99 000	Centex Recognition	Shirts	604.80
47899	11/18/2021	162 E 11 6399 00 001 0 11 000	Centex Recognition	staff shirts and baseball caps	319.80
Totals for 47899					924.60
47900	11/18/2021	410 E 11 6395 00 001 0 22 000	CEV Multimedia, Ltd.	iCEV Ag Instructor/Student Licenses Renewal	29,160.00
Totals for 47900					29,160.00
47901	11/18/2021	199 E 34 6319 00 805 0 99 000	Chalk's Truck Parts, Inc.	Bus 37 Mirror	177.71
47901	11/18/2021	199 E 34 6319 00 805 0 99 000	Chalk's Truck Parts, Inc.	Bus 37 Top Driver Mirror	733.84
Totals for 47901					911.55
47902	11/18/2021	161 E 36 6299 GO 041 0 91 DCO	Cobarruvias, Joe	Official for Varsity Football vs. Navarro 10/22/21	135.00
Totals for 47902					135.00
47903	11/18/2021	199 E 52 6299 00 041 0 99 000	Compliance Consortium Corp.	2021-2022: JH Student Drug & Alcohol Testing on 11/02/2021	288.00
47903	11/18/2021	199 E 52 6299 00 001 0 99 000	Compliance Consortium Corp.	2021-2022: HS Student Drug & Alcohol Testing on 11/02/2021	838.00
Totals for 47903					1,126.00
47904	11/18/2021	161 E 36 6299 GO 041 0 91 DCO	Connor, Joshua	Official for JH Football vs. La Vernia 10/27/21	230.00
Totals for 47904					230.00
47905	11/18/2021	161 E 36 6299 EM 001 0 91 DCO	Wimberley EMS	EMS Standby at Football Games 8/26/21-11/5/21	2,150.00
47905	11/18/2021	161 E 36 6299 EM 041 0 91 DCO	Wimberley EMS	EMS Standby at Football Games 8/26/21-11/5/21	925.00
Totals for 47905					3,075.00
47906	11/18/2021	199 E 51 6249 00 102 0 99 BHP	Fluid Meter Service Corp.	Test back flow prevention	540.00
Totals for 47906					540.00
47907	11/18/2021	199 E 12 6329 00 041 0 99 000	Follett School Solutions	Follett Danforth Fall 2021 - 2022 Book order list attached	2,016.92
47907	11/18/2021	199 E 12 6329 00 102 0 99 000	Follett School Solutions	Follett-BHP-Holiday Books List attached	911.89
Totals for 47907					2,928.81
47908	11/18/2021	199 E 41 6211 00 701 0 99 000	The Fowler Law Firm, P.C.	3494-001: General Representation	227.50
47908	11/18/2021	199 E 41 6211 00 701 0 99 000	The Fowler Law Firm, P.C.	3494-017: ACLU v Wimberley ISD	2,047.50
Totals for 47908					2,275.00
47909	11/18/2021	699 E 81 6629 00 102 0 99 P01	Function Commissioning + Engineerin	New Primary School function commissioning and engineering service/requirements - Final Cx Report	3,350.00

CHECK NUMBER	CHECK DATE	ACCOUNT NUMBER	VENDOR	INVOICE DESCRIPTION	AMOUNT
Totals for 47909					3,350.00
47910	11/18/2021	161 E 36 6299 GO 041 0 91 DCO	Gamez, Mark	Official for Varsity Football vs. Navarro 10/22/21	135.00
Totals for 47910					135.00
47911	11/18/2021	161 E 36 6299 GO 001 0 91 DCO	Garza, Ernest	Official for Varsity Football vs. Austin Achieve 11/05/21	90.00
Totals for 47911					90.00
47912	11/18/2021	199 E 51 6319 02 830 0 99 000	Grainger, W W	Air Compressor Motor	381.32
Totals for 47912					381.32
47913	11/18/2021	161 E 36 6299 GW 041 0 91 DCO	Green, Donald	Official for JH Basketball 11/08/21 vs. Voss	135.00
Totals for 47913					135.00
47914	11/18/2021	161 E 36 6299 GO 041 0 91 DCO	Grindrod, John JR	Official for JH Football vs. La Vernia 10/27/21	245.00
Totals for 47914					245.00
47915	11/18/2021	161 E 36 6299 GO 001 0 91 DCO	Gueringer, Tom	Official for Varsity Football vs. Austin Achieve 11/05/21	120.00
Totals for 47915					120.00
47918	11/18/2021	240 E 35 6342 BK 001 0 99 000	Gulf Coast Paper Co.	2021-2022: Disposables for WHS	7.49
47918	11/18/2021	240 E 35 6342 LU 001 0 99 000	Gulf Coast Paper Co.	2021-2022: Disposables for WHS	22.48
47918	11/18/2021	240 E 35 6342 BK 001 0 99 000	Gulf Coast Paper Co.	2021-2022: Disposables for WHS	7.49
47918	11/18/2021	240 E 35 6342 LU 001 0 99 000	Gulf Coast Paper Co.	2021-2022: Disposables for WHS	22.48
47918	11/18/2021	240 E 35 6342 BK 001 0 99 000	Gulf Coast Paper Co.	2021-2022: Disposables for WHS	46.05
47918	11/18/2021	240 E 35 6342 LU 001 0 99 000	Gulf Coast Paper Co.	2021-2022: Disposables for WHS	46.04
47918	11/18/2021	240 E 35 6342 LU 001 0 99 000	Gulf Coast Paper Co.	2021-2022: Disposables for WHS	15.00
47918	11/18/2021	240 E 35 6342 LU 001 0 99 000	Gulf Coast Paper Co.	2021-2022: Disposables for WHS	-15.00
47918	11/18/2021	240 E 35 6342 LU 102 0 99 000	Gulf Coast Paper Co.	2021-2022: Disposables for Blue Hole	-36.07
47918	11/18/2021	240 E 35 6342 BK 102 0 99 000	Gulf Coast Paper Co.	2021-2022: Disposables for Blue Hole	-12.03
47918	11/18/2021	240 E 35 6342 BK 101 0 99 000	Gulf Coast Paper Co.	2021-2022: Disposables for JWE	22.63
47918	11/18/2021	240 E 35 6342 LU 101 0 99 000	Gulf Coast Paper Co.	2021-2022: Disposables for JWE	52.80
47918	11/18/2021	240 E 35 6342 BK 101 0 99 000	Gulf Coast Paper Co.	2021-2022: Disposables for JWE	29.25
47918	11/18/2021	240 E 35 6342 LU 101 0 99 000	Gulf Coast Paper Co.	2021-2022: Disposables for JWE	48.75
47918	11/18/2021	240 E 35 6342 BK 041 0 99 000	Gulf Coast Paper Co.	2021-2022: Disposables for Danforth JH	5.00
47918	11/18/2021	240 E 35 6342 LU 041 0 99 000	Gulf Coast Paper Co.	2021-2022: Disposables for Danforth JH	14.98
47918	11/18/2021	240 E 35 6342 BK 041 0 99 000	Gulf Coast Paper Co.	2021-2022: Disposables for Danforth JH	88.87
47918	11/18/2021	240 E 35 6342 LU 041 0 99 000	Gulf Coast Paper Co.	2021-2022: Disposables for Danforth JH	127.03
47918	11/18/2021	240 E 35 6342 00 999 0 99 KAP	Gulf Coast Paper Co.	KAPS - Lunch Non-Food	15.00

CHECK NUMBER	CHECK DATE	ACCOUNT NUMBER	VENDOR	INVOICE DESCRIPTION	AMOUNT
Totals for 47918					508.24
47921	11/18/2021	240 E 35 6341 BK 102 0 99 000	Hardie's Fresh Foods	2021-2022: Breakfast and Lunch Food for Blue Hole	50.00
47921	11/18/2021	240 E 35 6341 LU 102 0 99 000	Hardie's Fresh Foods	2021-2022: Breakfast and Lunch Food for Blue Hole	149.30
47921	11/18/2021	240 E 35 6341 BK 102 0 99 000	Hardie's Fresh Foods	2021-2022: Breakfast and Lunch Food for Blue Hole	60.00
47921	11/18/2021	240 E 35 6341 LU 102 0 99 000	Hardie's Fresh Foods	2021-2022: Breakfast and Lunch Food for Blue Hole	192.69
47921	11/18/2021	240 E 35 6341 BK 102 0 99 000	Hardie's Fresh Foods	2021-2022: Breakfast and Lunch Food for Blue Hole	100.00
47921	11/18/2021	240 E 35 6341 LU 102 0 99 000	Hardie's Fresh Foods	2021-2022: Breakfast and Lunch Food for Blue Hole	369.86
47921	11/18/2021	240 E 35 6341 LU 001 0 99 000	Hardie's Fresh Foods	2021-2022: Breakfast and Lunch Food for WHS	22.35
47921	11/18/2021	240 E 35 6341 BK 001 0 99 000	Hardie's Fresh Foods	2021-2022: Breakfast and Lunch Food for WHS	10.00
47921	11/18/2021	240 E 35 6341 LU 001 0 99 000	Hardie's Fresh Foods	2021-2022: Breakfast and Lunch Food for WHS	243.20
47921	11/18/2021	240 E 35 6341 BK 001 0 99 000	Hardie's Fresh Foods	2021-2022: Breakfast and Lunch Food for WHS	40.00
47921	11/18/2021	240 E 35 6341 LU 001 0 99 000	Hardie's Fresh Foods	2021-2022: Breakfast and Lunch Food for WHS	110.35
47921	11/18/2021	240 E 35 6341 BK 001 0 99 000	Hardie's Fresh Foods	2021-2022: Breakfast and Lunch Food for WHS	10.00
47921	11/18/2021	240 E 35 6341 LU 001 0 99 000	Hardie's Fresh Foods	2021-2022: Breakfast and Lunch Food for WHS	174.06
47921	11/18/2021	240 E 35 6341 BK 001 0 99 000	Hardie's Fresh Foods	2021-2022: Breakfast and Lunch Food for WHS	30.00
47921	11/18/2021	240 E 35 6341 00 999 0 99 KAP	Hardie's Fresh Foods	KAPS - Lunch Food	76.00
47921	11/18/2021	240 E 35 6341 00 999 0 99 KAP	Hardie's Fresh Foods	KAPS - Lunch Food	32.35 ¹²³
47921	11/18/2021	240 E 35 6341 LU 041 0 99 000	Hardie's Fresh Foods	2021-2022: Breakfast and Lunch Food for Danforth JH	277.91
47921	11/18/2021	240 E 35 6341 BK 041 0 99 000	Hardie's Fresh Foods	2021-2022: Breakfast and Lunch Food for Danforth JH	80.00
47921	11/18/2021	240 E 35 6341 BK 101 0 99 000	Hardie's Fresh Foods	2021-2022: Breakfast and Lunch Food for JWE	10.00
47921	11/18/2021	240 E 35 6341 LU 101 0 99 000	Hardie's Fresh Foods	2021-2022: Breakfast and Lunch Food for JWE	22.35
47921	11/18/2021	240 E 35 6341 BK 101 0 99 000	Hardie's Fresh Foods	2021-2022: Breakfast and Lunch Food for JWE	80.00
47921	11/18/2021	240 E 35 6341 LU 101 0 99 000	Hardie's Fresh Foods	2021-2022: Breakfast and Lunch Food for JWE	258.65
47921	11/18/2021	240 E 35 6341 BK 101 0 99 000	Hardie's Fresh Foods	2021-2022: Breakfast and Lunch Food for JWE	10.00
47921	11/18/2021	240 E 35 6341 LU 101 0 99 000	Hardie's Fresh Foods	2021-2022: Breakfast and Lunch Food for JWE	184.10
Totals for 47921					2,593.17
47922	11/18/2021	199 E 51 6299 00 830 0 99 000	Herrgon Maintenance LLC	Lawn Maintenance Service Contract - November 2021	8,416.67
Totals for 47922					8,416.67
47923	11/18/2021	199 E 36 6399 00 041 0 99 UIL	Hexco, Inc.	UIL Supplies	334.32
Totals for 47923					334.32
47924	11/18/2021	199 E 41 6499 00 702 0 99 000	Hill Country Trophy, LLC	Board - Door signs, name tags	176.90
Totals for 47924					176.90
47925	11/18/2021	199 E 51 6249 00 001 0 99 000	Hired Killers, Inc.	Monthly Pest Control Services for All Campuses - Top Choice	344.54
47925	11/18/2021	199 E 51 6249 00 041 0 99 000	Hired Killers, Inc.	Monthly Pest Control Services for All Campuses - Top Choice	186.64

CHECK		CHECK		ACCOUNT				INVOICE		
NUMBER	DATE	NUMBER			VENDOR	DESCRIPTION			AMOUNT	
47925	11/18/2021	199 E 51 6249 00 101 0 99 000			Hired Killers, Inc.	Monthly Pest Control Services for All Campuses - Top Choice			186.64	
47925	11/18/2021	199 E 51 6249 00 102 0 99 000			Hired Killers, Inc.	Monthly Pest Control Services for All Campuses - Top Choice			186.64	
47925	11/18/2021	199 E 51 6249 02 800 0 99 000			Hired Killers, Inc.	Monthly Pest Control Services for All Campuses - Top Choice			297.17	
47925	11/18/2021	199 E 51 6249 02 804 0 99 000			Hired Killers, Inc.	Monthly Pest Control Services for All Campuses - Top Choice			115.58	
47925	11/18/2021	199 E 51 6249 02 805 0 99 000			Hired Killers, Inc.	Monthly Pest Control Services for All Campuses - Top Choice			115.58	
47925	11/18/2021	199 E 51 6249 02 830 0 99 000			Hired Killers, Inc.	Monthly Pest Control Services for All Campuses - Top Choice			115.58	
47925	11/18/2021	199 E 51 6249 00 102 0 99 BHP			Hired Killers, Inc.	Monthly Pest Control Services for All Campuses - Top Choice			186.63	
Totals for 47925									1,735.00	
47926	11/18/2021	161 E 36 6299 GW 041 0 91 DCO			Houser, Jerry JR	Clock worker for JH Football vs. La Vernia 10/27/21			60.00	
Totals for 47926									60.00	
47927	11/18/2021	161 E 36 6299 GW 041 0 91 DCO			Housson, James	Official for JH Basketball 11/11/21 vs. Voss			135.00	
Totals for 47927									135.00	
47928	11/18/2021	199 E 51 6319 00 101 0 99 000			Johnstone Supply	ZR42K5E Compressor., 023Z5023 Filter Drier, 023Z1012 Filter Drier			52.03	
47928	11/18/2021	199 E 51 6319 00 101 0 99 000			Johnstone Supply	ZR42K5E Compressor., 023Z5023 Filter Drier, 023Z1012 Filter Drier			838.50 ¹²⁴	
Totals for 47928									890.53	
47929	11/18/2021	199 E 41 6419 MI 702 0 99 000			Jones, Alexis	Travel reimbursement, Sept 23 - 26, 2021, TASB Convention, Dallas, Lexi Jones			256.48	
47929	11/18/2021	199 E 41 6419 00 702 0 99 000			Jones, Alexis	Travel reimbursement, Sept 23 - 26, 2021, TASB Convention, Dallas, Lexi Jones			-60.48	
Totals for 47929									196.00	
47930	11/18/2021	199 E 41 6499 00 702 0 99 000			Kerr Katering	School Board Mtg 11/15/21			66.50	
47930	11/18/2021	199 E 41 6499 00 701 0 99 000			Kerr Katering	School Board Mtg 11/15/21			76.00	
Totals for 47930									142.50	
47931	11/18/2021	161 E 36 6299 GW 041 0 91 DCO			Kersting, John	Official for JH Basketball 11/11/21 vs. Voss			135.00	
Totals for 47931									135.00	
47932	11/18/2021	240 E 35 6341 LU 041 0 99 000			La Costenita Distributor Inc	2021-2022: Breakfast and Lunch Food for Danforth JH			345.60	
47932	11/18/2021	240 E 35 6341 LU 101 0 99 000			La Costenita Distributor Inc	2021-2022: Breakfast and Lunch Food for JWE			358.08	
Totals for 47932									703.68	
47940	11/18/2021	240 E 35 6341 LU 041 0 99 000			Labatt Food Service LLC	2021-2022: Breakfast and Lunch Food & Non-Food for Danforth			1,307.56	

CHECK NUMBER	CHECK DATE	ACCOUNT NUMBER	VENDOR	INVOICE DESCRIPTION	AMOUNT
47940	11/18/2021	240 E 35 6341 BK 041 0 99 000	Labatt Food Service LLC	JH 2021-2022: Breakfast and Lunch Food & Non-Food for Danforth	96.10
47940	11/18/2021	240 E 35 6342 BK 041 0 99 000	Labatt Food Service LLC	JH 2021-2022: Breakfast and Lunch Food & Non-Food for Danforth	33.95
47940	11/18/2021	240 E 35 6342 LU 041 0 99 000	Labatt Food Service LLC	JH 2021-2022: Breakfast and Lunch Food & Non-Food for Danforth	101.85
47940	11/18/2021	240 E 35 6341 LU 041 0 99 000	Labatt Food Service LLC	JH 2021-2022: Breakfast and Lunch Food & Non-Food for Danforth	1,736.18
47940	11/18/2021	240 E 35 6341 BK 041 0 99 000	Labatt Food Service LLC	JH 2021-2022: Breakfast and Lunch Food & Non-Food for Danforth	185.49
47940	11/18/2021	240 E 35 6342 BK 041 0 99 000	Labatt Food Service LLC	JH 2021-2022: Breakfast and Lunch Food & Non-Food for Danforth	5.35
47940	11/18/2021	240 E 35 6342 LU 041 0 99 000	Labatt Food Service LLC	JH 2021-2022: Breakfast and Lunch Food & Non-Food for Danforth	126.13
47940	11/18/2021	240 E 35 6341 LU 041 0 99 000	Labatt Food Service LLC	JH 2021-2022: Breakfast and Lunch Food & Non-Food for Danforth	155.18
47940	11/18/2021	240 E 35 6341 LU 001 0 99 000	Labatt Food Service LLC	JH 2021-2022: Breakfast and Lunch Food & Non-Food for WHS	1,166.99
47940	11/18/2021	240 E 35 6341 BK 001 0 99 000	Labatt Food Service LLC	2021-2022: Breakfast and Lunch Food & Non-Food for WHS	136.31
47940	11/18/2021	240 E 35 6341 LU 001 0 99 000	Labatt Food Service LLC	2021-2022: Breakfast and Lunch Food & Non-Food for WHS	473.26
47940	11/18/2021	240 E 35 6341 LU 001 0 99 000	Labatt Food Service LLC	2021-2022: Breakfast and Lunch Food & Non-Food for WHS	181.21
47940	11/18/2021	240 E 35 6341 BK 001 0 99 000	Labatt Food Service LLC	2021-2022: Breakfast and Lunch Food & Non-Food for WHS	20.00
47940	11/18/2021	240 E 35 6341 LU 001 0 99 000	Labatt Food Service LLC	2021-2022: Breakfast and Lunch Food & Non-Food for WHS	1,483.17
47940	11/18/2021	240 E 35 6341 BK 001 0 99 000	Labatt Food Service LLC	2021-2022: Breakfast and Lunch Food & Non-Food for WHS	48.80
47940	11/18/2021	240 E 35 6341 LU 001 0 99 000	Labatt Food Service LLC	2021-2022: Breakfast and Lunch Food & Non-Food for WHS	2,344.14
47940	11/18/2021	240 E 35 6341 BK 001 0 99 000	Labatt Food Service LLC	2021-2022: Breakfast and Lunch Food & Non-Food for WHS	58.04
47940	11/18/2021	240 E 35 6342 LU 001 0 99 000	Labatt Food Service LLC	2021-2022: Breakfast and Lunch Food & Non-Food for WHS	15.95
47940	11/18/2021	240 E 35 6341 LU 001 0 99 000	Labatt Food Service LLC	2021-2022: Breakfast and Lunch Food & Non-Food for WHS	944.37
47940	11/18/2021	240 E 35 6341 BK 001 0 99 000	Labatt Food Service LLC	2021-2022: Breakfast and Lunch Food & Non-Food for WHS	90.88
47940	11/18/2021	240 E 35 6342 LU 001 0 99 000	Labatt Food Service LLC	2021-2022: Breakfast and Lunch Food & Non-Food for WHS	68.27
47940	11/18/2021	240 E 35 6341 BK 101 0 99 000	Labatt Food Service LLC	2021-2022: Breakfast and Lunch Food & Non-Food for JWE	359.69
47940	11/18/2021	240 E 35 6341 LU 101 0 99 000	Labatt Food Service LLC	2021-2022: Breakfast and Lunch Food & Non-Food for JWE	1,995.05
47940	11/18/2021	240 E 35 6342 BK 101 0 99 000	Labatt Food Service LLC	2021-2022: Breakfast and Lunch Food & Non-Food for JWE	39.90
47940	11/18/2021	240 E 35 6342 LU 101 0 99 000	Labatt Food Service LLC	2021-2022: Breakfast and Lunch Food & Non-Food for JWE	114.47
47940	11/18/2021	240 E 35 6341 BK 101 0 99 000	Labatt Food Service LLC	2021-2022: Breakfast and Lunch Food & Non-Food for JWE	40.00
47940	11/18/2021	240 E 35 6341 LU 101 0 99 000	Labatt Food Service LLC	2021-2022: Breakfast and Lunch Food & Non-Food for JWE	164.09
47940	11/18/2021	240 E 35 6342 BK 101 0 99 000	Labatt Food Service LLC	2021-2022: Breakfast and Lunch Food & Non-Food for JWE	107.05
47940	11/18/2021	240 E 35 6342 LU 101 0 99 000	Labatt Food Service LLC	2021-2022: Breakfast and Lunch Food & Non-Food for JWE	229.08
47940	11/18/2021	240 E 35 6341 BK 101 0 99 000	Labatt Food Service LLC	2021-2022: Breakfast and Lunch Food & Non-Food for JWE	217.00

125

CHECK		CHECK		ACCOUNT		INVOICE				AMOUNT
NUMBER	DATE	NUMBER			VENDOR	DESCRIPTION				
47940	11/18/2021	240 E 35 6341 LU 101 0 99 000			Labatt Food Service LLC	2021-2022: Breakfast and Lunch Food & Non-Food for JWE				1,702.24
47940	11/18/2021	240 E 35 6342 BK 101 0 99 000			Labatt Food Service LLC	2021-2022: Breakfast and Lunch Food & Non-Food for JWE				9.82
47940	11/18/2021	240 E 35 6342 LU 101 0 99 000			Labatt Food Service LLC	2021-2022: Breakfast and Lunch Food & Non-Food for JWE				129.35
47940	11/18/2021	240 E 35 6341 LU 101 0 99 000			Labatt Food Service LLC	2021-2022: Breakfast and Lunch Food & Non-Food for JWE				39.92
47940	11/18/2021	240 E 35 6342 BK 101 0 99 000			Labatt Food Service LLC	2021-2022: Breakfast and Lunch Food & Non-Food for JWE				155.18
47940	11/18/2021	240 E 35 6342 LU 101 0 99 000			Labatt Food Service LLC	2021-2022: Breakfast and Lunch Food & Non-Food for JWE				44.44
47940	11/18/2021	240 E 35 6341 LU 102 0 99 000			Labatt Food Service LLC	2021-2022: Breakfast and Lunch Food & Non-Food for Blue Hole				227.86
47940	11/18/2021	240 E 35 6341 BK 102 0 99 000			Labatt Food Service LLC	2021-2022: Breakfast and Lunch Food & Non-Food for Blue Hole				10.00
47940	11/18/2021	240 E 35 6341 LU 102 0 99 000			Labatt Food Service LLC	2021-2022: Breakfast and Lunch Food & Non-Food for Blue Hole				262.55
47940	11/18/2021	240 E 35 6341 BK 102 0 99 000			Labatt Food Service LLC	2021-2022: Breakfast and Lunch Food & Non-Food for Blue Hole				40.00
47940	11/18/2021	240 E 35 6341 LU 102 0 99 000			Labatt Food Service LLC	2021-2022: Breakfast and Lunch Food & Non-Food for Blue Hole				153.68
47940	11/18/2021	240 E 35 6342 LU 102 0 99 000			Labatt Food Service LLC	2021-2022: Breakfast and Lunch Food & Non-Food for Blue Hole				165.42
47940	11/18/2021	240 E 35 6342 BK 102 0 99 000			Labatt Food Service LLC	2021-2022: Breakfast and Lunch Food & Non-Food for Blue Hole				58.02
47940	11/18/2021	240 E 35 6341 BK 102 0 99 000			Labatt Food Service LLC	2021-2022: Breakfast and Lunch Food & Non-Food for Blue Hole				354.65
47940	11/18/2021	240 E 35 6341 LU 102 0 99 000			Labatt Food Service LLC	2021-2022: Breakfast and Lunch Food & Non-Food for Blue Hole				1,767.28
47940	11/18/2021	240 E 35 6342 LU 102 0 99 000			Labatt Food Service LLC	2021-2022: Breakfast and Lunch Food & Non-Food for Blue Hole				201.60
47940	11/18/2021	240 E 35 6342 BK 102 0 99 000			Labatt Food Service LLC	2021-2022: Breakfast and Lunch Food & Non-Food for Blue Hole				67.20
47940	11/18/2021	240 E 35 6341 BK 102 0 99 000			Labatt Food Service LLC	2021-2022: Breakfast and Lunch Food & Non-Food for Blue Hole				653.24
47940	11/18/2021	240 E 35 6341 LU 102 0 99 000			Labatt Food Service LLC	2021-2022: Breakfast and Lunch Food & Non-Food for Blue Hole				1,866.82
47940	11/18/2021	240 E 35 6342 LU 102 0 99 000			Labatt Food Service LLC	2021-2022: Breakfast and Lunch Food & Non-Food for Blue Hole				94.82
47940	11/18/2021	240 E 35 6342 BK 102 0 99 000			Labatt Food Service LLC	2021-2022: Breakfast and Lunch Food & Non-Food for Blue Hole				31.61
47940	11/18/2021	240 E 35 6341 LU 102 0 99 000			Labatt Food Service LLC	2021-2022: Breakfast and Lunch Food & Non-Food for Blue Hole				246.44
47940	11/18/2021	240 E 35 6342 LU 102 0 99 000			Labatt Food Service LLC	2021-2022: Breakfast and Lunch Food & Non-Food for Blue Hole				44.44

CHECK		CHECK		ACCOUNT		INVOICE			
NUMBER	DATE	NUMBER				VENDOR	DESCRIPTION		AMOUNT
							Hole		
47940	11/18/2021	240 E 35 6341 00 999 0 99	KAP	Labatt Food Service LLC		KAPS - Lunch Food			7.73
47940	11/18/2021	240 E 35 6342 00 999 0 99	KAP	Labatt Food Service LLC		KAPS - Lunch Food			57.90
47940	11/18/2021	240 E 35 6341 00 999 0 99	KAP	Labatt Food Service LLC		KAPS - Lunch Food			8.64
47940	11/18/2021	240 E 35 6342 00 999 0 99	KAP	Labatt Food Service LLC		KAPS - Lunch Food			34.68
47940	11/18/2021	240 E 35 6341 00 999 0 99	KAP	Labatt Food Service LLC		KAPS - Lunch Food			148.86
47940	11/18/2021	240 E 35 6342 00 999 0 99	KAP	Labatt Food Service LLC		KAPS - Lunch Food			12.42
47940	11/18/2021	240 E 35 6342 00 999 0 99	KAP	Labatt Food Service LLC		KAPS - Lunch Food			19.50
47940	11/18/2021	240 E 35 6341 LU 001 0 99 000		Labatt Food Service LLC		2021-2022: Breakfast and Lunch Food & Non-Food for WHS			-29.31
						Totals for 47940			22,632.51
47941	11/18/2021	199 E 11 6399 PK 102 0 32	GEN	Lakeshore Learning Materials		Class and PTO \$ - Supplies			146.99
47941	11/18/2021	461 E 36 6499 49 102 0 99 000		Lakeshore Learning Materials		Class and PTO \$ - Supplies			97.95
						Totals for 47941			244.94
47942	11/18/2021	199 E 11 6329 00 101 0 11	RDG	Learning A-Z, LLC		Reading Program			118.00
						Totals for 47942			118.00
47943	11/18/2021	410 E 11 6395 00 101 0 11 000		Lexia Learning Systems LLC		Lexia Core Reading Unlimited License 2 Years Virtual Implementation			18,000.00
						Totals for 47943			18,000.00
47944	11/18/2021	161 E 36 6499 00 001 0 91	BKB	Marion ISD		Boys Basketball tournament 12/3/21			400.00
						Totals for 47944			400.00
47945	11/18/2021	199 E 11 6399 00 001 0 22	MFG	Matheson Tri-Gas, Inc.		Cylinders gas - November 2021			361.00
						Totals for 47945			361.00
47946	11/18/2021	161 E 36 6299 GO 041 0 91	DCO	McAfee, Tom		Official for Varsity Football vs. Navarro 10/22/21			135.00
						Totals for 47946			135.00
47947	11/18/2021	410 E 11 6395 00 102 0 11 000		McGraw-Hill School Education, Inc.		McGraw Hill Reading Wonders Texas Premium Student 6 Year Subscription Bundle - Grade K (ISBN: 9781264684144)			7,646.76
						Totals for 47947			7,646.76
47948	11/18/2021	161 L 00 2183 SD 000 0 00 000		Mebane, David		Gate Worker at Hosted Football Playoff Games 11/11/21 & 11/12/21			50.00
47948	11/18/2021	161 A 00 1243 SD 000 0 00 000		Mebane, David		Gate Worker at Hosted Football Playoff Games 11/11/21 & 11/12/21			50.00

CHECK NUMBER	CHECK DATE	ACCOUNT NUMBER	VENDOR	INVOICE DESCRIPTION	AMOUNT
Totals for 47948					100.00
47949	11/18/2021	161 E 36 6299 GO 001 0 91 DCO	Miers, Charles JR	Official for Varsity Football vs. Austin Achieve 11/05/21	90.00
Totals for 47949					90.00
47950	11/18/2021	161 E 36 6299 GO 041 0 91 DCO	Mitchell, Colton	Official for JH Football vs. La Vernia 10/27/21	230.00
Totals for 47950					230.00
47951	11/18/2021	493 E 11 6299 00 101 0 21 G12	Mobile Escape Room Texas LLC	*****WEF***** TX Mobile Escape Room Grant	909.50
47951	11/18/2021	493 E 11 6299 00 101 0 21 G12	Mobile Escape Room Texas LLC	*****WEF***** TX Mobile Escape Room Grant	200.00
47951	11/18/2021	493 E 11 6299 00 101 0 21 G12	Mobile Escape Room Texas LLC	*****WEF***** TX Mobile Escape Room Grant	122.00
47951	11/18/2021	493 E 11 6299 00 101 0 21 G12	Mobile Escape Room Texas LLC	*****WEF***** TX Mobile Escape Room Grant	-55.48
Totals for 47951					1,176.02
47952	11/18/2021	161 E 36 6299 GO 041 0 91 DCO	Moreno, Robert	Official for Varsity Football vs. Navarro 10/22/21	135.00
Totals for 47952					135.00
47953	11/18/2021	161 E 36 6299 GW 041 0 91 DCO	Morrow, Bryan	Clock worker for JH Football vs. La Vernia 10/27/21	62.50
47953	11/18/2021	161 E 36 6299 GW 041 0 91 DCO	Morrow, Bryan	Official for girls and boys basketball 11/8/21, 11/11/21, 11/12/21	32.50
47953	11/18/2021	161 E 36 6299 GW 041 0 91 DCO	Morrow, Bryan	Official for girls and boys basketball 11/8/21, 11/11/21, 11/12/21	20.00
47953	11/18/2021	161 E 36 6299 GW 041 0 91 DCO	Morrow, Bryan	Official for girls and boys basketball 11/8/21, 11/11/21, 11/12/21	20.00
47953	11/18/2021	161 L 00 2183 SD 000 0 00 000	Morrow, Bryan	Clock Keeper at Hosted Football Playoff Games 11/11/21 & 11/12/21	50.00
47953	11/18/2021	161 A 00 1243 SD 000 0 00 000	Morrow, Bryan	Clock Keeper at Hosted Football Playoff Games 11/11/21 & 11/12/21	50.00
Totals for 47953					235.00
47954	11/18/2021	162 E 36 6399 00 001 0 99 000	My Design Team, Inc.	UIL marching show design and UIL marching clinic Please make check payable to My Design Team 2212 Forsam Bend Austin, TX 78725	3,000.00
47954	11/18/2021	162 E 36 6399 00 001 0 99 000	My Design Team, Inc.	UIL marching show design and UIL marching clinic Please make check payable to My Design Team 2212 Forsam Bend Austin, TX 78725	300.00
Totals for 47954					3,300.00
47955	11/18/2021	199 E 33 6249 00 001 0 99 000	Natus Medical Incorporated	audiometry	-91.00

CHECK		CHECK		ACCOUNT		INVOICE				
NUMBER	DATE	NUMBER			VENDOR	DESCRIPTION			AMOUNT	
47961	11/18/2021	199 E 11 6399 03 101 0 11 GEN			Office Depot, Inc.	Supplies for Mrs. Valentine			4.18	
47961	11/18/2021	199 E 11 6399 03 101 0 11 GEN			Office Depot, Inc.	Supplies for Mrs. Valentine			20.39	
47961	11/18/2021	199 E 11 6399 03 101 0 11 GEN			Office Depot, Inc.	Supplies for Mrs. Valentine			119.63	
47961	11/18/2021	199 E 51 6499 00 830 0 99 000			Office Depot, Inc.	Office supplies for maint			52.13	
									Totals for 47961	196.33
47962	11/18/2021	161 E 36 6299 GO 001 0 91 DCO			Onder, Richard	Official for Varsity Football vs. Austin Achieve 11/05/21			90.00	
									Totals for 47962	90.00
47963	11/18/2021	161 E 36 6299 GO 001 0 91 DCO			Pankey, Derrick	Official for Varsity Football vs. Austin Achieve 11/05/21			90.00	
									Totals for 47963	90.00
47964	11/18/2021	161 E 36 6299 GO 041 0 91 DCO			Reece, Brett	Official for Varsity Football vs. Navarro 10/22/21			135.00	
									Totals for 47964	135.00
47965	11/18/2021	161 E 36 6399 00 001 0 91 FTB			Riddell	Speed Flex			2,989.95	
									Totals for 47965	2,989.95
47966	11/18/2021	161 E 36 6499 00 001 0 91 000			RMA Toll Processing	Toll Charges for JH Football on 09/23/2021			3.72	
									Totals for 47966	3.72
47967	11/18/2021	461 E 36 6499 A8 001 0 91 000			Safe Charters LLC	Charter for Boys Basketball to Eagle Pass 11/23/21			1,800.00	
									Totals for 47967	1,800.00
47968	11/18/2021	161 E 36 6299 GO 001 0 91 DCO			Saldana, Daniel	Official for Varsity Football vs. Austin Achieve 11/05/21			90.00	
									Totals for 47968	90.00
47969	11/18/2021	461 E 36 6499 18 001 0 99 000			Sam's Club Direct	Jazz Band Cafe			118.52	
47969	11/18/2021	461 E 36 6499 61 001 0 99 000			Sam's Club Direct	Vending supplies			232.67	
									Totals for 47969	351.19
47970	11/18/2021	199 E 36 6412 00 001 0 99 SPC			San Angelo ISD	Entry fees			760.00	
									Totals for 47970	760.00
47971	11/18/2021	461 E 36 6499 18 001 0 99 000			Scarborough Specialties, Inc.	UIL marching show shirts			2,427.10	
									Totals for 47971	2,427.10
47972	11/18/2021	161 E 36 6299 GO 041 0 91 DCO			Schmitt, Eric	Official for Varsity Football vs. Navarro 10/22/21			135.00	
									Totals for 47972	135.00

CHECK		ACCOUNT	INVOICE		AMOUNT	
NUMBER	DATE	NUMBER	VENDOR	DESCRIPTION		
47973	11/18/2021	199 E 51 6249 02 800 0 99 000	Skyline Equipment LLC	Washing machine repair in field house	208.50	
					Totals for 47973	208.50
47974	11/18/2021	461 E 36 6499 A3 001 0 91 000	Sportdecals, Inc	Decals for Helmets	380.64	
					Totals for 47974	380.64
47975	11/18/2021	199 E 11 6399 00 041 0 11 SPA	Staples Business Advantage	Supplies for Spanish/ESl Combined with Campus Supplies	77.60	
47975	11/18/2021	199 E 11 6399 00 041 0 25 ESL	Staples Business Advantage	Supplies for Spanish/ESl Combined with Campus Supplies	92.44	
47975	11/18/2021	199 E 11 6399 00 041 0 11 GEN	Staples Business Advantage	Supplies for Spanish/ESl Combined with Campus Supplies	155.37	
47975	11/18/2021	199 E 41 6399 00 750 0 99 HRS	Staples Business Advantage	Office Supplies	110.50	
47975	11/18/2021	199 E 11 6399 00 041 0 11 SPA	Staples Business Advantage	Supplies for Spanish/ESl Combined with Campus Supplies	6.42	
47975	11/18/2021	199 E 11 6399 00 041 0 25 ESL	Staples Business Advantage	Supplies for Spanish/ESl Combined with Campus Supplies	7.64	
47975	11/18/2021	199 E 11 6399 00 041 0 11 GEN	Staples Business Advantage	Supplies for Spanish/ESl Combined with Campus Supplies	12.85	
47975	11/18/2021	199 E 11 6399 00 041 0 11 MTH	Staples Business Advantage	Math Supplies	350.98	
					Totals for 47975	813.80
47976	11/18/2021	162 E 11 6399 00 001 0 11 000	Strait Music	Concert toms	1,300.00	
					Totals for 47976	1,300.00
47977	11/18/2021	199 E 41 6419 00 702 0 99 000	TASB, Inc	TEC Update Board training - Ken Strange & Lexi Jones	100.00	
					Totals for 47977	100.00
47978	11/18/2021	461 E 36 6499 A0 001 0 91 000	Tennis Outlet, Inc.	Tournament Travel Bags-Tennis	1,650.00	
47978	11/18/2021	161 E 36 6499 00 001 0 91 TEN	Tennis Outlet, Inc.	Tennis Supplies	1,748.80	
					Totals for 47978	3,398.80
47979	11/18/2021	199 E 51 6319 00 101 0 99 000	Texas AirSystems LLC	IC RS-485 Drv - 10 pack	123.60	
					Totals for 47979	123.60
47980	11/18/2021	199 E 34 6319 00 805 0 99 000	The Home Depot Pro	Cleaning Supplies	163.90	
					Totals for 47980	163.90
47981	11/18/2021	240 E 35 6341 LU 041 0 99 000	The New World Bakery, Inc	2021-2022: Breakfast and Lunch Food for Danforth JH	114.45	
47981	11/18/2021	240 E 35 6341 BK 041 0 99 000	The New World Bakery, Inc	2021-2022: Breakfast and Lunch Food for Danforth JH	14.46	
47981	11/18/2021	240 E 35 6341 BK 101 0 99 000	The New World Bakery, Inc	2021-2022: Breakfast and Lunch Food for JWE	4.34	
47981	11/18/2021	240 E 35 6341 LU 101 0 99 000	The New World Bakery, Inc	2021-2022: Breakfast and Lunch Food for JWE	102.17	
					Totals for 47981	235.42

131

CHECK CHECK		ACCOUNT	INVOICE		AMOUNT
NUMBER	DATE	NUMBER	VENDOR	DESCRIPTION	
47982	11/18/2021	161 E 36 6499 00 001 0 91	VOB TxTag	Toll Charges for Volleyball on 08/31/2021	11.40
				Totals for 47982	11.40
47983	11/18/2021	161 E 36 6299 GO 001 0 91	DCO Whittemore, Christopher	Official for sub-varsity game 110421	140.00
				Totals for 47983	140.00
47984	11/18/2021	199 E 11 6399 00 001 0 22	MFG Wimberley Ace Hardware	OPEN PO	29.96
47984	11/18/2021	199 E 11 6399 00 001 0 22	FCS Wimberley Ace Hardware	OPEN PO	59.00
				Totals for 47984	88.96
				Totals for checks	574,249.42

FUND SUMMARY

<u>FUND</u>	<u>DESCRIPTION</u>	<u>BALANCE SHEET</u>	<u>REVENUE</u>	<u>EXPENSE</u>	<u>TOTAL</u>
161	Athletics Fund	300.00	0.00	22,371.09	22,671.09
162	Band	0.00	0.00	5,786.79	5,786.79
180	General Reimbursable Fund	191.30	0.00	0.00	191.30
195	ERATE/Technology	0.00	0.00	15,702.26	15,702.26
199	General Operating Fund	4,469.00	0.00	188,916.40	193,385.40
224	IDEA B Formula	0.00	0.00	3,911.25	3,911.25
240	Food Service Fund	0.00	0.00	81,237.64	81,237.64
281	PPRP	0.00	0.00	12,457.89	12,457.89
410	Instructional Mat. Allotment	0.00	0.00	56,903.76	56,903.76
429	State Funded Grants	0.00	0.00	850.00	850.00
461	Campus Activity Funds	0.00	0.00	28,253.98	28,253.98
493	WISD Education Foundation	0.00	0.00	3,620.62	3,620.62
699	Capital Projects Fund	0.00	0.00	145,176.60	145,176.60
711	Afterschool Program	0.00	0.00	532.72	532.72
865	ACTIVITY FUND	0.00	0.00	3,568.12	3,568.12
***	Fund Summary Totals ***	4,960.30	0.00	569,289.12	574,249.42

***** End of report *****

Wimberley Independent School District

Quarterly Investment Portfolio Report

Month Ending November 30, 2021

Portfolio Investments Summary

1st Quarter Ending November 30, 2021

Your Portfolio:

Now that the Federal Reserve has acknowledge that the current level of inflation may not be as transitory as originally thought, it will seek to set a course to gradually bring its asset purchasing program to a stop by the middle of next year, as supported by the continued rising inflationary pressures and the need to expedite this process as early as possible. Cutting back on its asset purchasing program signals that interest rates are about to rise for both borrowers and investors.

Today, the Labor Department reported that inflation jumped to 6.8%, the fastest annual increase since 1982. Energy prices also rose by 3.5% and gas prices were up 6.1% over the month of October. Grocery store prices also increased by 0.08% over the previous month – a 6.4% increase since December 2008. The economy continues to grow at an above average pace, but inflation is also increasing more quickly than we have experienced in decades before (Mc.Cormick, 2021).

In the midst of this economic turmoil, we have managed the district’s investments portfolio with steadfastness, taking advantage of every opportunity that yields a greater return as allowed by our investment policy and the current market conditions. The average daily balance in the 1 QT was \$14,157,382 (decrease of 42% from the previous 4 QT). Total earnings were \$5,873 (decrease of 23% from the previous quarter) at an average rate of return of 0.17% (increase of 0.05%) as depicted in Figure 2. The entire portfolio’s ending book value was \$12,928,383 with a market value of \$12,920,038 as of the end of the reporting quarter.

Figure 1 below shows the District’s investments portfolio asset allocation by type of investment. In light of the Fed’s forecast to exit the zero-rate environment, we believe the new year will breed new opportunities in other investment instruments which considerably exceed investment pool rates. Although it is a current challenge to find competitive investment, we anticipate this will abate as the Fed considers rate hikes in 2022 and market prices hike to ultra-short-term investments types, such as commercial paper. The current bond ladder strategy has proven effective and TCG anticipates that these opportunities will increase in the coming new year (Light, 2021).

**Figure 1: Investment Portfolio Allocation
1 QT Ending November 30, 2021**

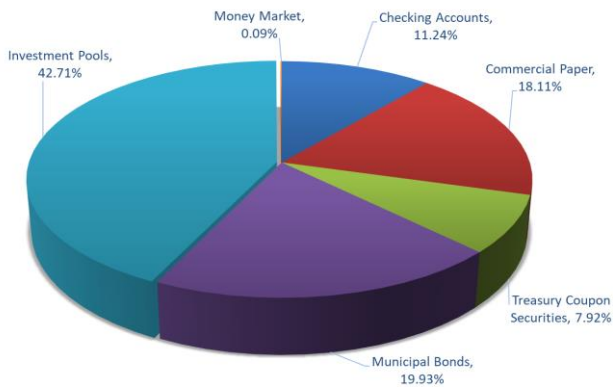
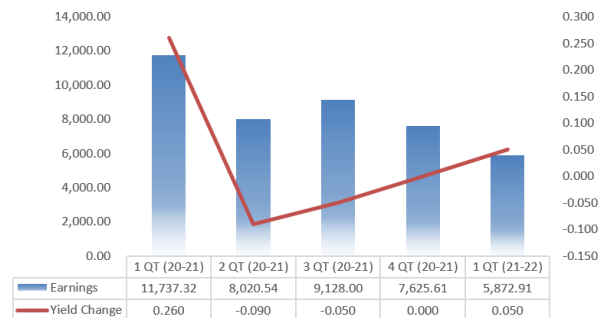


Figure 2: 1 QT Earnings FY2021-22



References

- McCormick, E. (2021, December 10). *US inflation jumps 6.8% in November — fastest rate in 39 years.*
<https://finance.yahoo.com/news/consumer-price-index-posts-biggest-year-over-year-jump-since-1982-in-november-134529314.html>
- Light, E. (2021, December 3). TCG – *Quarterly Investment Update: 1QT 2021-22.* Internal email communication.



**Wimberley ISD
Portfolio Management
Portfolio Summary
November 30, 2021**

TCG Advisory Services, LLC
900 S Capital of Texas Hwy
350
Austin, TX 78746
(512)600-5200

Investments	Par Value	Market Value	Book Value	% of Portfolio	Term	Days to Maturity	YTM 365 Equiv.
Checking Accounts	1,453,330.05	1,453,330.05	1,453,330.05	11.24	1	1	0.000
Commercial Paper Disc. -Amortizing	2,342,000.00	2,340,859.71	2,340,898.34	18.11	264	89	0.204
Treasury Coupon Securities	1,026,000.00	1,021,945.06	1,024,094.94	7.92	727	658	0.339
Municipal Bonds	2,550,000.00	2,570,683.89	2,576,840.10	19.93	657	444	0.398
Investment Pools	5,521,623.37	5,521,623.37	5,521,623.37	42.71	1	1	0.080
Money Markets	11,595.72	11,595.72	11,595.72	0.09	1	1	0.010
Investments	12,904,549.14	12,920,037.80	12,928,382.52	100.00%	237	157	0.177

Cash and Accrued Interest					
Accrued Interest at Purchase		12.79	12.79		
Ending Accrued Interest		8,581.75	8,581.75		
Subtotal		8,594.54	8,594.54		
Total Cash and Investments Value	12,904,549.14	12,928,632.34	12,936,977.06	237	157

137

Total Earnings	November 30 Period Ending
Current Year	5,872.91
Average Daily Balance	14,157,381.99
Effective Rate of Return	0.17%

Moises Santiago, Chief Financial Officer



**Wimberley ISD
Fund ACT - Activity
Investments by Fund
November 30, 2021**

TCG Advisory Services, LLC
900 S Capital of Texas Hwy
350
Austin, TX 78746
(512)600-5200

CUSIP	Investment #	Issuer	Purchase Date	Book Value	Par Value	Market Value	Current Rate	YTM 360	YTM 365	Maturity Days To Date Maturity
Checking Accounts										
1112	10400	Wells Fargo Bank	01/01/2019	604,324.26	604,324.26	604,324.26				1
Subtotal and Average				604,324.26	604,324.26	604,324.26		0.000	0.000	1
Investment Pools										
SYS10417	10441	LoneStar	03/06/2020	123,714.29	123,714.29	123,714.29	0.080	0.078	0.080	1
Subtotal and Average				123,714.29	123,714.29	123,714.29		0.079	0.080	1
Total Investments and Average				728,038.55	728,038.55	728,038.55		0.013	0.014	1

**Fund CP - Capital Projects
Investments by Fund
November 30, 2021**

CUSIP	Investment #	Issuer	Purchase Date	Book Value	Par Value	Market Value	Current Rate	YTM 360	YTM 365	Maturity Days To Date Maturity
Checking Accounts										
1112	10411	Wells Fargo Bank	01/01/2019	1,089.61	1,089.61	1,089.61				1
Subtotal and Average				1,089.61	1,089.61	1,089.61		0.000	0.000	1
Total Investments and Average				1,089.61	1,089.61	1,089.61		0.000	0.000	1

**Fund IS - Interest and Sinking
Investments by Fund
November 30, 2021**

CUSIP	Investment #	Issuer	Purchase Date	Book Value	Par Value	Market Value	Current Rate	YTM 360	YTM 365	Maturity Days To Date Maturity
Checking Accounts										
1112	10412	Wells Fargo Bank	01/01/2019	4,869.77	4,869.77	4,869.77				1
Subtotal and Average				4,869.77	4,869.77	4,869.77		0.000	0.000	1
Investment Pools										
SYS10417	10433	LoneStar	01/01/2019	522,984.98	522,984.98	522,984.98	0.080	0.078	0.080	1
Subtotal and Average				522,984.98	522,984.98	522,984.98		0.079	0.080	1
Total Investments and Average				527,854.75	527,854.75	527,854.75		0.078	0.079	1

**Fund ACTPYB - Accounts Payable
Investments by Fund
November 30, 2021**

CUSIP	Investment #	Issuer	Purchase Date	Book Value	Par Value	Market Value	Current Rate	YTM 360	YTM 365	Maturity Days To Date Maturity
Checking Accounts										
1112	10414	Wells Fargo Bank	01/01/2019	54,457.90	54,457.90	54,457.90				1
Subtotal and Average				54,457.90	54,457.90	54,457.90		0.000	0.000	1
Total Investments and Average				54,457.90	54,457.90	54,457.90		0.000	0.000	1

**Fund GEN - General
Investments by Fund
November 30, 2021**

CUSIP	Investment #	Issuer	Purchase Date	Book Value	Par Value	Market Value	Current Rate	YTM 360	YTM 365	Maturity Date	Days To Maturity
Checking Accounts											
1112	10413	Wells Fargo Bank	01/01/2019	504,230.78	504,230.78	504,230.78					1
Subtotal and Average				504,230.78	504,230.78	504,230.78		0.000	0.000		1
Commercial Paper Disc. -Amortizing											
53948BB73	10465	Lloyds Bank Coportate Mkts Plc	05/14/2021	1,501,410.53	1,502,000.00	1,501,619.99	0.210	0.210	0.213	02/07/2022	68
Subtotal and Average				1,501,410.53	1,502,000.00	1,501,619.99		0.210	0.213		68
Municipal Bonds											
510336SR2	10475	LAKE ORION CMNTY SCH	06/29/2021	1,000,019.26	1,000,000.00	996,492.00	0.300	0.295	0.300	05/01/2023	516
Subtotal and Average				1,000,019.26	1,000,000.00	996,492.00		0.296	0.300		516
											142
Investment Pools											
SYS10417	10432	LoneStar	01/01/2019	4,029,198.07	4,029,198.07	4,029,198.07	0.080	0.078	0.080		1
Subtotal and Average				4,029,198.07	4,029,198.07	4,029,198.07		0.079	0.080		1
Money Markets											
TD MM	10466	TD Ameritrade Money Market	05/12/2021	1,939.09	1,939.09	1,939.09	0.010	0.009	0.010		1
Subtotal and Average				1,939.09	1,939.09	1,939.09		0.010	0.010		1
Total Investments and Average				7,036,797.73	7,037,367.94	7,033,479.93		0.132	0.134		88

**Fund PYRLL - Payroll
Investments by Fund
November 30, 2021**

CUSIP	Investment #	Issuer	Purchase Date	Book Value	Par Value	Market Value	Current Rate	YTM 360	YTM 365	Maturity Days To Date Maturity
Checking Accounts										
1112	10415	Wells Fargo Bank	01/01/2019	284,357.73	284,357.73	284,357.73				1
Subtotal and Average				284,357.73	284,357.73	284,357.73		0.000	0.000	1
Total Investments and Average				284,357.73	284,357.73	284,357.73		0.000	0.000	1

Fund CP2018 - Capital Projects 2018
Investments by Fund
November 30, 2021

CUSIP	Investment #	Issuer	Purchase Date	Book Value	Par Value	Market Value	Current Rate	YTM 360	YTM 365	Maturity Days To Date Maturity
Investment Pools										
SYS10417	10418	LoneStar	01/01/2019	845,726.03	845,726.03	845,726.03	0.080	0.078	0.080	1
Subtotal and Average				845,726.03	845,726.03	845,726.03		0.079	0.080	1
Total Investments and Average				845,726.03	845,726.03	845,726.03		0.079	0.080	1

**Fund DBTSRV - Debt Service
Investments by Fund
November 30, 2021**

CUSIP	Investment #	Issuer	Purchase Date	Book Value	Par Value	Market Value	Current Rate	YTM 360	YTM 365	Maturity Date	Days To Maturity
Commercial Paper Disc. -Amortizing											
06119RC11	10478	Bank of China Hongkong	07/02/2021	399,809.30	400,000.00	399,796.76	0.200	0.200	0.203	03/01/2022	90
53948BEC9	10479	Lloyds Bank Coportate Mkts Plc	08/17/2021	439,678.51	440,000.00	439,442.96	0.170	0.170	0.172	05/12/2022	162
Subtotal and Average				839,487.81	840,000.00	839,239.72		0.185	0.187		127
Treasury Coupon Securities											
91282CCD1	10472	U.S. Treasury	06/10/2021	74,985.63	75,000.00	74,707.03	0.125	0.152	0.154	05/31/2023	546
91282CCU3	10481	U.S. Treasury	09/02/2021	499,320.13	500,000.00	497,207.00	0.125	0.202	0.205	08/31/2023	638
91282CDD0	10484	U.S. Treasury	11/02/2021	449,789.18	451,000.00	450,031.03	0.375	0.511	0.518	10/31/2023	699
Subtotal and Average				1,024,094.94	1,026,000.00	1,021,945.06		0.335	0.339		658
Municipal Bonds											
010609FY6	10450	Alabama St Public Sch Pool	11/04/2020	300,007.94	300,000.00	300,077.70	0.353	0.348	0.352	06/01/2022	182
206849FT3	10451	Conejo Vy Calif USD	11/19/2020	355,450.59	350,000.00	356,186.15	3.000	0.783	0.794	08/01/2022	243
223663KW4	10476	COWETA CO GA WTR-A	07/08/2021	410,424.45	400,000.00	408,297.84	2.000	0.256	0.260	06/01/2023	547
230198JY0	10473	CULLMAN CO WTR REV-B	06/24/2021	510,937.86	500,000.00	509,630.20	2.000	0.443	0.450	05/01/2023	516
Subtotal and Average				1,576,820.84	1,550,000.00	1,574,191.89		0.454	0.460		398
Money Markets											
TD MM	10448	TD Ameritrade Money Market	10/14/2020	9,656.63	9,656.63	9,656.63	0.010	0.009	0.010		1
Subtotal and Average				9,656.63	9,656.63	9,656.63		0.010	0.010		1
Total Investments and Average				3,450,060.22	3,425,656.63	3,445,033.30		0.352	0.356		408

145



**Wimberley ISD
Summary by Type
November 30, 2021
Grouped by Fund**

TCG Advisory Services, LLC
900 S Capital of Texas Hwy
350
Austin, TX 78746
(512)600-5200

Security Type	Number of Investments	Par Value	Book Value	% of Portfolio	Average YTM 365	Average Days to Maturity
Fund: Activity						
Investment Pools	1	123,714.29	123,714.29	0.96	0.080	1
Checking Accounts	1	604,324.26	604,324.26	4.67	0.000	1
Subtotal	2	728,038.55	728,038.55	5.63	0.014	1
Fund: Accounts Payable						
Checking Accounts	1	54,457.90	54,457.90	0.42	0.000	1
Subtotal	1	54,457.90	54,457.90	0.42	0.000	1
Fund: Capital Projects						
Checking Accounts	1	1,089.61	1,089.61	0.01	0.000	1
Subtotal	1	1,089.61	1,089.61	0.01	0.000	1
Fund: Capital Projects 2018						
Investment Pools	1	845,726.03	845,726.03	6.54	0.080	1
Subtotal	1	845,726.03	845,726.03	6.54	0.080	1
Fund: Debt Service						
Commercial Paper Disc. -Amortizing	2	840,000.00	839,487.81	6.49	0.187	128
Municipal Bonds	4	1,550,000.00	1,576,820.84	12.20	0.460	399
Money Markets	1	9,656.63	9,656.63	0.07	0.010	1
Treasury Coupon Securities	3	1,026,000.00	1,024,094.94	7.92	0.339	658
Subtotal	10	3,425,656.63	3,450,060.22	26.68	0.356	409
Fund: General						
Municipal Bonds	1	1,000,000.00	1,000,019.26	7.74	0.300	516
Commercial Paper Disc. -Amortizing	1	1,502,000.00	1,501,410.53	11.61	0.213	68
Investment Pools	1	4,029,198.07	4,029,198.07	31.17	0.080	1
Money Markets	1	1,939.09	1,939.09	0.01	0.010	1
Checking Accounts	1	504,230.78	504,230.78	3.90	0.000	1
Subtotal	5	7,037,367.94	7,036,797.73	54.43	0.134	88

Wimberley ISD
 Summary by Type
 November 30, 2021
 Grouped by Fund

Security Type	Number of Investments	Par Value	Book Value	% of Portfolio	Average YTM 365	Average Days to Maturity
Fund: Interest and Sinking						
Investment Pools	1	522,984.98	522,984.98	4.05	0.080	1
Checking Accounts	1	4,869.77	4,869.77	0.04	0.000	1
Subtotal	2	527,854.75	527,854.75	4.09	0.079	1
Fund: Payroll						
Checking Accounts	1	284,357.73	284,357.73	2.20	0.000	1
Subtotal	1	284,357.73	284,357.73	2.20	0.000	1
Total and Average	23	12,904,549.14	12,928,382.52	100.00	0.177	157



Wimberley ISD
Cash Reconciliation Report
For the Period September 1, 2021 - November 30, 2021
Grouped by Fund

TCG Advisory Services, LLC
 900 S Capital of Texas Hwy
 350
 Austin, TX 78746
 (512)600-5200

Trans. Date	Investment #	Fund	Trans. Type	Security ID	Par Value	Security Description	Maturity Date	Purchases	Interest	Redemptions	Cash
Debt Service											
09/01/2021	10449	DBTSRV	Interest	010609FV2	500,000.00	AL BND 0.5M 0.25% Mat.	09/01/2021	0.00	632.50	0.00	632.50
09/01/2021	10449	DBTSRV	Maturity	010609FV2	500,000.00	AL BND 0.5M 0.25% Mat.	09/01/2021	0.00	0.00	500,000.00	500,000.00
09/02/2021	10481	DBTSRV	Purchase	91282CCU3	500,000.00	USTR 0.5M 0.13% Mat. 08/31/2023	08/31/2023	-499,224.22	-3.45	0.00	-499,227.67
11/01/2021	10473	DBTSRV	Interest	230198JY0	500,000.00	CULLMA 0.5M 2.00% Mat.	05/01/2023	0.00	3,527.78	0.00	3,527.78
11/02/2021	10484	DBTSRV	Purchase	91282CDD0	451,000.00	USTR 0.5M 0.38% Mat. 10/31/2023	10/31/2023	-449,738.95	-9.34	0.00	-449,748.29
11/30/2021	10472	DBTSRV	Interest	91282CCD1	75,000.00	USTR 0.1M 0.13% Mat. 05/31/2023	05/31/2023	0.00	46.88	0.00	46.88
Subtotal								-948,963.17	4,194.37	500,000.00	-444,768.80
General											
09/01/2021	10464	GEN	Maturity	80285PW16	875,000.00	SANTAN 0.9M 0.15% Mat.	09/01/2021	0.00	0.00	875,000.00	875,000.00
11/01/2021	10475	GEN	Interest	510336SR2	1,000,000.00	LAKEOR 1.0M 0.30% Mat.	05/01/2023	0.00	1,016.67	0.00	1,016.67
11/10/2021	10463	GEN	Maturity	5006E0YA8	875,000.00	KDBANK 0.9M 0.16% Mat.	11/10/2021	0.00	0.00	875,000.00	875,000.00
11/10/2021	10469	GEN	Maturity	5006E0YA8	434,000.00	KDBANK 0.4M 0.15% Mat.	11/10/2021	0.00	0.00	434,000.00	434,000.00
11/17/2021	10470	GEN	Maturity	06119QYH4	1,315,000.00	BOC 1.3M 0.20% Mat. 11/17/2021	11/17/2021	0.00	0.00	1,315,000.00	1,315,000.00
Subtotal								0.00	1,016.67	3,499,000.00	3,500,016.67
Total								-948,963.17	5,211.04	3,999,000.00	3,055,247.87



**Wimberley ISD
Purchases Report
Sorted by Fund - Maturity Date
September 1, 2021 - November 30, 2021**

TCG Advisory Services, LLC
900 S Capital of Texas Hwy
350
Austin, TX 78746
(512)600-5200

CUSIP	Investment #	Fund	Sec. Type	Issuer	Original Par Value	Purchase Date	Payment Periods	Principal Purchased	Accrued Interest at Purchase	Rate at Purchase	Maturity Date	YTM	Ending Book Value
Debt Service													
91282CCU3	10481	DBTSRV	TRC	USTR	500,000.00	09/02/2021	02/28 - 08/31	499,224.22	3.45	0.125	08/31/2023	0.206	499,320.13
91282CDD0	10484	DBTSRV	TRC	USTR	451,000.00	11/02/2021	04/30 - 10/31	449,738.95	9.34	0.375	10/31/2023	0.519	449,789.18
				Subtotal	951,000.00			948,963.17	12.79				949,109.31
				Total Purchases	951,000.00			948,963.17	12.79				949,109.31



**Wimberley ISD
Maturity Report
Sorted by Maturity Date**

Amounts due during November 1, 2021 - November 30, 2021

TCG Advisory Services, LLC
900 S Capital of Texas Hwy
350
Austin, TX 78746
(512)600-5200

CUSIP	Investment #	Fund	Sec. Type	Issuer	Par Value	Maturity Date	Purchase Date	Rate at Maturity	Book Value at Maturity	Interest	Maturity Proceeds	Net Income
5006E0YA8	10463	GEN	ACP	KDBANK	875,000.00	11/10/2021	05/14/2021	0.160	875,000.00	0.00	875,000.00	0.00
5006E0YA8	10469	GEN	ACP	KDBANK	434,000.00	11/10/2021	05/25/2021	0.150	434,000.00	0.00	434,000.00	0.00
06119QYH4	10470	GEN	ACP	BOC	1,315,000.00	11/17/2021	05/25/2021	0.200	1,315,000.00	0.00	1,315,000.00	0.00
Total Maturities					2,624,000.00				2,624,000.00	0.00	2,624,000.00	0.00



Wimberley ISD
Interest Earnings
Sorted by Fund - Maturity Date
September 1, 2021 - November 30, 2021
Yield on Beginning Book Value

TCG Advisory Services, LLC
 900 S Capital of Texas Hwy
 350
 Austin, TX 78746
 (512)600-5200

CUSIP	Investment #	Fund	Issuer	Ending Par Value	Beginning Book Value	Ending Book Value	Maturity Date	Current Rate	Annualized Yield	Adjusted Interest Earnings			
										Interest Earned	Amortization/ Accretion	Adjusted Interest Earnings	
Fund: Activity													
SYS10417	10441	ACT	LNSTR	123,714.29	216,278.74	123,714.29		1.610	0.064	34.55	0.00	34.55	
1112	10400	ACT	WF	604,324.26	430,169.37	604,324.26				0.00	0.00	0.00	
			Subtotal	728,038.55	646,448.11	728,038.55				0.021	34.55	0.00	34.55
Fund: Accounts Payable													
1112	10414	ACTPYB	WF	54,457.90	50,301.15	54,457.90				0.00	0.00	0.00	
			Subtotal	54,457.90	50,301.15	54,457.90				0.00	0.00	0.00	
Fund: Bond Fund													
TD MM	10431	BOND	TDMM	0.00	0.03	0.00		1.670		0.00	0.00	0.00	
			Subtotal	0.00	0.03	0.00				0.00	0.00	0.00	
Fund: Capital Projects													
1112	10411	CP	WF	1,089.61	1,967.82	1,089.61				0.00	0.00	0.00	
			Subtotal	1,089.61	1,967.82	1,089.61				0.00	0.00	0.00	
Fund: Capital Projects 2018													
SYS10417	10418	CP2018	LNSTR	845,726.03	1,186,002.97	845,726.03		2.630	0.069	203.06	0.00	203.06	
			Subtotal	845,726.03	1,186,002.97	845,726.03				0.069	203.06	0.00	203.06
Fund: Debt Service													
TD MM	10448	DBTSRV	TDMM	9,656.63	4,425.13	9,656.63		0.010	0.027	0.30	0.00	0.30	
010609FV2	10449	DBTSRV	AL BND	0.00	500,000.00	0.00	09/01/2021	0.253		0.00	0.00	0.00	
06119RC11	10478	DBTSRV	BOC	400,000.00	399,616.47	399,809.30	03/01/2022	0.200	0.194	0.00	192.83	192.83	
53948BEC9	10479	DBTSRV	LLYDBC	440,000.00	439,497.93	439,678.51	05/12/2022	0.170	0.165	0.00	180.58	180.58	
010609FY6	10450	DBTSRV	ALA ST	300,000.00	300,011.90	300,007.94	06/01/2022	0.353	0.349	264.75	-3.96	260.79	
206849FT3	10451	DBTSRV	CON VY	350,000.00	357,494.56	355,450.59	08/01/2022	3.000	0.652	2,625.00	-2,043.97	581.03	
230198JY0	10473	DBTSRV	CULLMA	500,000.00	512,868.07	510,937.86	05/01/2023	2.000	0.446	2,500.00	-1,930.21	569.79	
91282CCD1	10472	DBTSRV	USTR	75,000.00	74,983.23	74,985.63	05/31/2023	0.125	0.138	23.32	2.40	25.72	
223663KW4	10476	DBTSRV	COWETA	400,000.00	412,161.86	410,424.45	06/01/2023	2.000	0.256	2,000.00	-1,737.41	262.59	
91282CCU3	10481	DBTSRV	USTR	500,000.00	0.00	499,320.13	08/31/2023	0.125	0.204	155.39	95.91	251.30	

Wimberley ISD
Interest Earnings
September 1, 2021 - November 30, 2021

CUSIP	Investment #	Fund	Issuer	Ending Par Value	Beginning Book Value	Ending Book Value	Maturity Date	Current Rate	Adjusted Interest Earnings			
									Annualized Yield	Interest Earned	Amortization/ Accretion	Adjusted Interest Earnings
Fund: Debt Service												
91282CDD0	10484	DBTSRV	USTR	451,000.00	0.00	449,789.18	10/31/2023	0.375	0.520	135.49	50.23	185.72
			Subtotal	3,425,656.63	3,001,059.15	3,450,060.22			0.320	7,704.25	-5,193.60	2,510.65
Fund: General												
SYS10417	10432	GEN	LNSTR	4,029,198.07	4,899,525.55	4,029,198.07		2.630	0.051	626.25	0.00	626.25
1112	10413	GEN	WF	504,230.78	593,705.23	504,230.78				0.00	0.00	0.00
TD MM	10466	GEN	TDMM	1,939.09	1,254.35	1,939.09		0.010	0.022	0.07	0.00	0.07
80285PW16	10464	GEN	SANTAN	0.00	875,000.00	0.00	09/01/2021	0.150		0.00	0.00	0.00
5006E0YA8	10469	GEN	KDBANK	0.00	433,883.86	0.00	11/10/2021	0.150	0.140	0.00	116.14	116.14
5006E0YA8	10463	GEN	KDBANK	0.00	874,737.50	0.00	11/10/2021	0.160	0.156	0.00	262.50	262.50
06119QYH4	10470	GEN	BOC	0.00	1,314,448.41	0.00	11/17/2021	0.200	0.199	0.00	551.59	551.59
53948BB73	10465	GEN	LLYDBC	1,502,000.00	1,500,621.67	1,501,410.53	02/07/2022	0.210	0.211	0.00	788.86	788.86
510336SR2	10475	GEN	LAKEOR	1,000,000.00	1,000,022.66	1,000,019.26	05/01/2023	0.300	0.299	750.00	-3.40	746.60
			Subtotal	7,037,367.94	11,493,199.23	7,036,797.73			0.123	1,376.32	1,715.69	3,045.01
Fund: Interest and Sinking												
SYS10417	10433	IS	LNSTR	522,984.98	102,779.40	522,984.98		2.630	0.127	32.64	0.00	32.64
1112	10412	IS	WF	4,869.77	345,619.77	4,869.77				0.00	0.00	0.00
			Subtotal	527,854.75	448,399.17	527,854.75			0.029	32.64	0.00	32.64
Fund: Payroll												
1112	10415	PYRLL	WF	284,357.73	323,873.46	284,357.73				0.00	0.00	0.00
			Subtotal	284,357.73	323,873.46	284,357.73				0.00	0.00	0.00
			Total	12,904,549.14	17,151,251.09	12,928,382.52			0.148	9,350.82	-3,477.91	5,872.91



Wimberley ISD
Amortization Schedule
September 1, 2021 - November 30, 2021
Sorted By Fund - Maturity Date

TCG Advisory Services, LLC
 900 S Capital of Texas Hwy
 350
 Austin, TX 78746
 (512)600-5200

Investment #	Maturity Date	Beginning Par Value			Amounts Amortized					
Issuer	Fund	Amort. Date	Current Rate	Purchase Principal	Original Premium or Discount	Ending Book Value	And Unamortized As of 09/01/2021	Amount Amortized This Period	Amt Amortized Through 11/30/2021	Amount Unamortized Through 11/30/2021
Debt Service										
10478	DBTSRV	03/01/2022	400,000.00	399,487.22	-512.78	399,809.30	129.25	192.83	322.08	-190.70
	Bank of China Hongkong		0.200				-383.53			
10479	DBTSRV	05/12/2022	440,000.00	439,468.16	-531.84	439,678.51	29.77	180.58	210.35	-321.49
	Lloyds Bank Coportate Mkts Plc		0.170				-502.07			
10450	DBTSRV	06/01/2022	300,000.00	300,025.00	25.00	300,007.94	-13.10	-3.96	-17.06	7.94
	Alabama St Public Sch Pool		0.353				11.90			
10451	DBTSRV	08/01/2022	350,000.00	363,899.00	13,899.00	355,450.59	-6,404.44	-2,043.97	-8,448.41	5,450.59
	Conejo Vy Calif USD		3.000				7,494.56			
10473	DBTSRV	05/01/2023	500,000.00	514,305.00	14,305.00	510,937.86	-1,436.93	-1,930.21	-3,367.14	10,937.86
	CULLMAN CO WTR REV-B		2.000				12,868.07			
10472	DBTSRV	05/31/2023	75,000.00	74,981.05	-18.95	74,985.63	2.18	2.40	4.58	-14.37
	U.S. Treasury		0.125				-16.77			153
10476	DBTSRV	06/01/2023	400,000.00	413,185.00	13,185.00	410,424.45	-1,023.14	-1,737.41	-2,760.55	10,424.45
	COWETA CO GA WTR-A		2.000				12,161.86			
10481	DBTSRV	08/31/2023	500,000.00	499,224.22	-775.78	499,320.13	0.00	95.91	95.91	-679.87
	U.S. Treasury		0.125				-775.78			
10484	DBTSRV	10/31/2023	451,000.00	449,738.95	-1,261.05	449,789.18	0.00	50.23	50.23	-1,210.82
	U.S. Treasury		0.375				-1,261.05			
	Subtotal			3,454,313.60	38,313.60	3,440,403.59	-8,716.41	-5,193.60	-13,910.01	24,403.59
							29,597.19			
General										
10463	GEN	11/10/2021	875,000.00	874,325.00	-675.00	0.00	412.50	262.50	675.00	0.00
	Korea Development Bank		0.160				-262.50			
10469	GEN	11/10/2021	434,000.00	433,719.60	-280.40	0.00	164.26	116.14	280.40	0.00
	Korea Development Bank		0.150				-116.14			
10470	GEN	11/17/2021	1,315,000.00	1,313,739.22	-1,260.78	0.00	709.19	551.59	1,260.78	0.00
	Bank of China Hongkong		0.200				-551.59			
10465	GEN	02/07/2022	1,502,000.00	1,499,668.11	-2,331.89	1,501,410.53	953.56	788.86	1,742.42	-589.47
	Lloyds Bank Coportate Mkts Plc		0.210				-1,378.33			
10475	GEN	05/01/2023	1,000,000.00	1,000,025.00	25.00	1,000,019.26	-2.34	-3.40	-5.74	19.26
	LAKE ORION CMNTY SCH		0.300				22.66			
	Subtotal			5,121,476.93	-4,523.07	2,501,429.79	2,237.17	1,715.69	3,952.86	-570.21
							-2,285.90			
	Total			8,575,790.53	33,790.53	5,941,833.38	-6,479.24	-3,477.91	-9,957.15	23,833.38
							27,311.29			

Portfolio WIMB
 AP
 AS (PRF_ASW) 7.3.11
 Report Ver. 7.3.11



Wimberley ISD
Accrued Interest
Sorted by Fund - Maturity Date
September 1, 2021 - November 30, 2021

TCG Advisory Services, LLC
 900 S Capital of Texas Hwy
 350
 Austin, TX 78746
 (512)600-5200

CUSIP	Investment #	Security Type	Par Value	Maturity Date	Current Rate	* Beginning Accrued Interest	Adjusted Acc'd Int. at Purchase During Period	Interest Earned	Interest Received	* Ending Accrued Interest
Activity										
1112	10400	PA1	604,324.26			0.00	0.00	0.00	0.00	0.00
SYS10417	10441	RRP	123,714.29		1.610	0.00	0.00	34.55	34.55	0.00
		Subtotal	728,038.55			0.00	0.00	34.55	34.55	0.00
Accounts Payable										
1112	10414	PA1	54,457.90			0.00	0.00	0.00	0.00	0.00
		Subtotal	54,457.90			0.00	0.00	0.00	0.00	0.00
Bond Fund										
TD MM	10431	RR2	0.03		1.670	0.00	0.00	0.00	0.00	0.00
		Subtotal	0.03			0.00	0.00	0.00	0.00	0.00
Capital Projects										
1112	10411	PA1	1,089.61			0.00	0.00	0.00	0.00	0.00
		Subtotal	1,089.61			0.00	0.00	0.00	0.00	0.00
Capital Projects 2018										
SYS10417	10418	RRP	845,726.03		2.630	0.00	0.00	203.06	203.06	0.00
		Subtotal	845,726.03			0.00	0.00	203.06	203.06	0.00
Debt Service										
TD MM	10448	RR2	9,656.63		0.010	0.00	0.00	0.30	0.30	0.00
010609FV2	10449	MUN	0.00	09/01/2021	0.253	632.50	0.00	0.00	632.50	0.00
06119RC11	10478	ACP	400,000.00	03/01/2022	0.200	0.00	0.00	0.00	0.00	0.00
53948BEC9	10479	ACP	440,000.00	05/12/2022	0.170	0.00	0.00	0.00	0.00	0.00
010609FY6	10450	MUN	300,000.00	06/01/2022	0.353	264.75	0.00	264.75	0.00	529.50
206849FT3	10451	MUN	350,000.00	08/01/2022	3.000	875.00	0.00	2,625.00	0.00	3,500.00
230198JY0	10473	MUN	500,000.00	05/01/2023	2.000	1,861.11	0.00	2,500.00	3,527.78	833.33
91282CCD1	10472	TRC	75,000.00	05/31/2023	0.125	23.82	0.00	23.32	46.88	0.26
223663KW4	10476	MUN	400,000.00	06/01/2023	2.000	1,177.78	0.00	2,000.00	0.00	3,177.78
91282CCU3	10481	TRC	500,000.00	08/31/2023	0.125	0.00	3.45	155.39	0.00	158.84
91282CDD0	10484	TRC	451,000.00	10/31/2023	0.375	0.00	9.34	135.49	0.00	144.83
		Subtotal	3,425,656.63			4,834.96	12.79	7,704.25	4,207.46	8,344.54
General										
1112	10413	PA1	504,230.78			0.00	0.00	0.00	0.00	0.00

* Beginning Accrued may not include investments that redeemed in the previous month that had outstanding accrued interest. Ending Accrued includes outstanding purchase interest.

**Wimberley ISD
Accrued Interest
Sorted by Fund - Maturity Date**

CUSIP	Investment #	Security Type	Par Value	Maturity Date	Current Rate	* Beginning Accrued Interest	Adjusted Acc'd Int. at Purchase During Period	Interest Earned	Interest Received	* Ending Accrued Interest
General										
SYS10417	10432	RRP	4,029,198.07		2.630	0.00	0.00	626.25	626.25	0.00
TD MM	10466	RR2	1,939.09		0.010	0.00	0.00	0.07	0.07	0.00
80285PW16	10464	ACP	0.00	09/01/2021	0.150	0.00	0.00	0.00	0.00	0.00
5006E0YA8	10463	ACP	0.00	11/10/2021	0.160	0.00	0.00	0.00	0.00	0.00
5006E0YA8	10469	ACP	0.00	11/10/2021	0.150	0.00	0.00	0.00	0.00	0.00
06119QYH4	10470	ACP	0.00	11/17/2021	0.200	0.00	0.00	0.00	0.00	0.00
53948BB73	10465	ACP	1,502,000.00	02/07/2022	0.210	0.00	0.00	0.00	0.00	0.00
510336SR2	10475	MUN	1,000,000.00	05/01/2023	0.300	516.67	0.00	750.00	1,016.67	250.00
		Subtotal	7,037,367.94			516.67	0.00	1,376.32	1,642.99	250.00
Interest and Sinking										
1112	10412	PA1	4,869.77			0.00	0.00	0.00	0.00	0.00
SYS10417	10433	RRP	522,984.98		2.630	0.00	0.00	32.64	32.64	0.00
		Subtotal	527,854.75			0.00	0.00	32.64	32.64	0.00
Payroll										
1112	10415	PA1	284,357.73			0.00	0.00	0.00	0.00	0.00
		Subtotal	284,357.73			0.00	0.00	0.00	0.00	0.00
		Total	12,904,549.17			5,351.63	12.79	9,350.82	6,120.70	8,594.54

155

* Beginning Accrued may not include investments that redeemed in the previous month that had outstanding accrued interest. Ending Accrued includes outstanding purchase interest.



Wimberley ISD
Inventory by Maturity Report
November 30, 2021

TCG Advisory Services, LLC
 900 S Capital of Texas Hwy
 350
 Austin, TX 78746
 (512)600-5200

CUSIP	Investment #	Fund	Sec. Type	Issuer	Purchase Date	Book Value	Current Rate	Maturity Date	Maturity Amount	Total Days	Par Value	YTM		Days to Maturity
												360	365	
53948BB73	10465	GEN	ACP	Lloyds Bank Coportate Mkts	05/14/2021	1,501,410.53	0.210	02/07/2022	1,502,000.00	269	1,502,000.00	0.210	0.213	68
06119RC11	10478	DBTSRV	ACP	Bank of China Hongkong	07/02/2021	399,809.30	0.200	03/01/2022	400,000.00	242	400,000.00	0.200	0.203	90
53948BEC9	10479	DBTSRV	ACP	Lloyds Bank Coportate Mkts	08/17/2021	439,678.51	0.170	05/12/2022	440,000.00	268	440,000.00	0.170	0.173	162
010609FY6	10450	DBTSRV	MUN	Alabama St Public Sch Pool	11/04/2020	300,007.94	0.353	06/01/2022	300,000.00	574	300,000.00	0.348	0.353	182
206849FT3	10451	DBTSRV	MUN	Conejo Vy Calif USD	11/19/2020	355,450.59	3.000	08/01/2022	350,000.00	620	350,000.00	0.784	0.795	243
230198JY0	10473	DBTSRV	MUN	CULLMAN CO WTR REV-B	06/24/2021	510,937.86	2.000	05/01/2023	500,000.00	676	500,000.00	0.444	0.450	516
510336SR2	10475	GEN	MUN	LAKE ORION CMNTY SCH	06/29/2021	1,000,019.26	0.300	05/01/2023	1,000,000.00	671	1,000,000.00	0.296	0.300	516
91282CCD1	10472	DBTSRV	TRC	U.S. Treasury	06/10/2021	74,985.63	0.125	05/31/2023	75,000.00	720	75,000.00	0.153	0.155	546
223663KW4	10476	DBTSRV	MUN	COWETA CO GA WTR-A	07/08/2021	410,424.45	2.000	06/01/2023	400,000.00	693	400,000.00	0.256	0.260	547
91282CCU3	10481	DBTSRV	TRC	U.S. Treasury	09/02/2021	499,320.13	0.125	08/31/2023	500,000.00	728	500,000.00	0.203	0.206	638
91282CDD0	10484	DBTSRV	TRC	U.S. Treasury	11/02/2021	449,789.18	0.375	10/31/2023	451,000.00	728	451,000.00	0.512	0.519	699
Subtotal and Average						5,941,833.38			5,918,000.00		5,918,000.00	0.307	0.311	341
Net Maturities and Average						5,941,833.38			5,918,000.00		5,918,000.00	0.307	0.311	341



Wimberley ISD
Projected Cashflow Report
Sorted by Monthly
For the Period December 1, 2021 - May 31, 2022

TCG Advisory Services, LLC
 900 S Capital of Texas Hwy
 350
 Austin, TX 78746
 (512)600-5200

Projected Trans. Date	Investment #	Fund	Security ID	Transaction Type	Issuer	Par Value	Original Cost	Principal	Interest	Total
December 2021										
12/01/2021	10450	DBTSRV	010609FY6	Interest	Alabama St Public Sch Pool	0.00	0.00	0.00	529.50	529.50
12/01/2021	10476	DBTSRV	223663KW4	Interest	COWETA CO GA WTR-A	0.00	0.00	0.00	3,177.78	3,177.78
Total for December 2021						0.00	0.00	0.00	3,707.28	3,707.28
February 2022										
02/01/2022	10451	DBTSRV	206849FT3	Interest	Conejo Vy Calif USD	0.00	0.00	0.00	5,250.00	5,250.00
02/07/2022	10465	GEN	53948BB73	Maturity	Lloyds Bank Coportate Mkts Plc	1,502,000.00	1,499,643.11	1,502,000.00	0.00	1,502,000.00
02/28/2022	10481	DBTSRV	91282CCU3	Interest	U.S. Treasury	0.00	0.00	0.00	312.50	312.50
Total for February 2022						1,502,000.00	1,499,643.11	1,502,000.00	5,562.50	1,507,562.50
										157
March 2022										
03/01/2022	10478	DBTSRV	06119RC11	Maturity	Bank of China Hongkong	400,000.00	399,462.22	400,000.00	0.00	400,000.00
Total for March 2022						400,000.00	399,462.22	400,000.00	0.00	400,000.00
April 2022										
04/30/2022	10484	DBTSRV	91282CDD0	Interest	U.S. Treasury	0.00	0.00	0.00	845.63	845.63
Total for April 2022						0.00	0.00	0.00	845.63	845.63
May 2022										
05/01/2022	10473	DBTSRV	230198JY0	Interest	CULLMAN CO WTR REV-B	0.00	0.00	0.00	5,000.00	5,000.00
05/01/2022	10475	GEN	510336SR2	Interest	LAKE ORION CMNTY SCH	0.00	0.00	0.00	1,500.00	1,500.00
05/12/2022	10479	DBTSRV	53948BEC9	Maturity	Lloyds Bank Coportate Mkts Plc	440,000.00	439,443.16	440,000.00	0.00	440,000.00
05/31/2022	10472	DBTSRV	91282CCD1	Interest	U.S. Treasury	0.00	0.00	0.00	46.88	46.88
Total for May 2022						440,000.00	439,443.16	440,000.00	6,546.88	446,546.88
GRAND TOTALS:						2,342,000.00	2,338,548.49	2,342,000.00	16,662.29	2,358,662.29



**Wimberley ISD
Credit Rating Report
November 30, 2021
Sorted by S&P - Maturity Date**

TCG Advisory Services, LLC
900 S Capital of Texas Hwy
350
Austin, TX 78746
(512)600-5200

Investment #	Issuer	Security #	Purchase Principal	Book Value	Market Value	S&P Rating	Moody's Rating	Purchase Date	Maturity Date	Days To Maturity	Stated Rate	YTM	% of Total
10476	COWETA	223663KW4	413,160.00	410,424.45	408,297.84	AA+	None	07/08/2021	06/01/2023	547	2.000	0.260	3.17
SubTotal for AA+			413,160.00	410,424.45	408,297.84					547	2.000	0.260	3.17
10450	ALA ST	010609FY6	300,000.00	300,007.94	300,077.70	AA	Aa1	11/04/2020	06/01/2022	182	0.353	0.353	2.32
10473	CULLMA	230198JY0	514,280.00	510,937.86	509,630.20	AA	None	06/24/2021	05/01/2023	516	2.000	0.450	3.95
10475	LAKEOR	510336SR2	1,000,000.00	1,000,019.26	996,492.00	AA	None	06/29/2021	05/01/2023	516	0.300	0.300	7.74
SubTotal for AA			1,814,280.00	1,810,965.06	1,806,199.90					461	0.788	0.351	14.01
10465	LLYDBC	53948BB73	1,499,643.11	1,501,410.53	1,501,619.99	A-1	P-1	05/14/2021	02/07/2022	68	0.210	0.210	11.61
10478	BOC	06119RC11	399,462.22	399,809.30	399,796.76	A-1	P-1	07/02/2021	03/01/2022	90	0.200	0.200	3.09
10479	LLYDBC	53948BEC9	439,443.16	439,678.51	439,442.96	A-1	P-1	08/17/2021	05/12/2022	162	0.170	0.170	3.40
SubTotal for A-1			2,338,548.49	2,340,898.34	2,340,859.71					89	0.201	0.201	18.10
10400	WF	1112	604,324.26	604,324.26	604,324.26	None	None	01/01/2019		1			4.67
10411	WF	1112	1,089.61	1,089.61	1,089.61	None	None	01/01/2019		1			0.01
10412	WF	1112	4,869.77	4,869.77	4,869.77	None	None	01/01/2019		1			0.04
10413	WF	1112	504,230.78	504,230.78	504,230.78	None	None	01/01/2019		1			3.90
10414	WF	1112	54,457.90	54,457.90	54,457.90	None	None	01/01/2019		1			0.42
10415	WF	1112	284,357.73	284,357.73	284,357.73	None	None	01/01/2019		1			2.20
10418	LNSTR	SYS10417	845,726.03	845,726.03	845,726.03	None	None	01/01/2019		1	2.630	2.630	6.54
10432	LNSTR	SYS10417	4,029,198.07	4,029,198.07	4,029,198.07	None	None	01/01/2019		1	2.630	2.630	31.17
10433	LNSTR	SYS10417	522,984.98	522,984.98	522,984.98	None	None	01/01/2019		1	2.630	2.630	4.05
10441	LNSTR	SYS10417	123,714.29	123,714.29	123,714.29	None	None	03/06/2020		1	1.610	1.610	0.96
10448	TDMM	TD MM	9,656.63	9,656.63	9,656.63	None	None	10/14/2020		1	0.010	0.010	0.07
10466	TDMM	TD MM	1,939.09	1,939.09	1,939.09	None	None	05/12/2021		1	0.010	0.010	0.02
10451	CON VY	206849FT3	363,874.00	355,450.59	356,186.15	None	Aa3	11/19/2020	08/01/2022	243	3.000	0.795	2.75
10472	USTR	91282CCD1	74,956.05	74,985.63	74,707.03	None	Aaa	06/10/2021	05/31/2023	546	0.125	0.155	0.58
10481	USTR	91282CCU3	499,199.22	499,320.13	497,207.00	None	None	09/02/2021	08/31/2023	638	0.125	0.206	3.86
10484	USTR	91282CDD0	449,713.95	449,789.18	450,031.03	None	Aaa	11/02/2021	10/31/2023	699	0.375	0.519	3.48
SubTotal for No Specified Rating			8,374,292.36	8,366,094.67	8,364,680.35					92	1.877	1.796	64.72

158



Wimberley ISD
Texas Compliance Change in Val Report
Sorted by Fund
September 1, 2021 - November 30, 2021

TCG Advisory Services, LLC
 900 S Capital of Texas Hwy
 350
 Austin, TX 78746
 (512)600-5200

Inv #	Issuer	Fund	Purch Date	Interest Accrual	Beginning Book Value	Purchases/ Additions	Redemptions	Change in Value	Ending Book Value
Cusip	Par Value	YTM	Mat Date	Interest Received	Beginning Market Value				Ending Market Value
Fund: Activity									
10400	WF	ACT	01/01/2019	0.00	430,169.37	311,847.78	137,692.89	174,154.89	604,324.26
1112	604,324.26	0.000	/ /	0.00	430,169.37	311,847.78	137,692.89	174,154.89	604,324.26
10441	LNSTR	ACT	03/06/2020	34.55	216,278.74	34.55	92,599.00	-92,564.45	123,714.29
SYS10417	123,714.29	0.080	/ /	34.55	216,278.74	34.55	92,599.00	-92,564.45	123,714.29
Sub Totals For: Fund: Activity				34.55	646,448.11	311,882.33	230,291.89	81,590.44	728,038.55
				34.55	646,448.11	311,882.33	230,291.89	81,590.44	728,038.55
Fund: Accounts Payable									
10414	WF	ACTPYB	01/01/2019	0.00	50,301.15	2,480,541.74	2,476,384.99	4,156.75	54,457.90
1112	54,457.90	0.000	/ /	0.00	50,301.15	2,480,541.74	2,476,384.99	4,156.75	54,457.90
Sub Totals For: Fund: Accounts Payable				0.00	50,301.15	2,480,541.74	2,476,384.99	4,156.75	54,457.90
				0.00	50,301.15	2,480,541.74	2,476,384.99	4,156.75	54,457.90
Fund: Bond Fund									
10431	TDMM	BOND	01/01/2019	0.00	0.03	0.00	0.00	-0.03	0.00
TD MM	0.00	0.000	/ /	0.00	0.03	0.00	0.00	-0.03	0.00
Sub Totals For: Fund: Bond Fund				0.00	0.03	0.00	0.00	-0.03	0.00
				0.00	0.03	0.00	0.00	-0.03	0.00
Fund: Capital Projects									
10411	WF	CP	01/01/2019	0.00	1,967.82	342,963.00	343,841.21	-878.21	1,089.61
1112	1,089.61	0.000	/ /	0.00	1,967.82	342,963.00	343,841.21	-878.21	1,089.61
Sub Totals For: Fund: Capital Projects				0.00	1,967.82	342,963.00	343,841.21	-878.21	1,089.61
				0.00	1,967.82	342,963.00	343,841.21	-878.21	1,089.61
Fund: Capital Projects 201									

159

Wimberley ISD
Texas Compliance Change in Val Report
September 1, 2021 - November 30, 2021

Inv #	Issuer	Fund	Purch Date	Interest Accrual	Beginning Book Value				Ending Book Value
Cusip	Par Value	YTM	Mat Date	Interest Received	Beginning Market Value	Purchases/ Additions	Redemptions	Change in Value	Ending Market Value
10417	LNSTR	CP2016	01/01/2019	0.00	0.00	0.00	0.00	0.00	0.00
SYS10417	0.00	0.000	/ /	0.00	0.00	0.00	0.00	0.00	0.00
Sub Totals For: Fund: Capital Projects 201				0.00	0.00	0.00	0.00	0.00	0.00
				0.00	0.00	0.00	0.00	0.00	0.00
Fund: Capital Projects 201									
10418	LNSTR	CP2018	01/01/2019	203.06	1,186,002.97	203.06	340,480.00	-340,276.94	845,726.03
SYS10417	845,726.03	0.080	/ /	203.06	1,186,002.97	203.06	340,480.00	-340,276.94	845,726.03
Sub Totals For: Fund: Capital Projects 201				203.06	1,186,002.97	203.06	340,480.00	-340,276.94	845,726.03
				203.06	1,186,002.97	203.06	340,480.00	-340,276.94	845,726.03
Fund: Debt Service									
10448	TDMM	DBTSRV	10/14/2020	0.30	4,425.13	454,979.79	449,748.29	5,231.50	9,656.63
TD MM	9,656.63	0.010	/ /	0.30	4,425.13	454,979.79	449,748.29	5,231.50	9,656.63
10449	AL BND	DBTSRV	11/04/2020	0.00	500,000.00	0.00	500,000.00	-500,000.00	0.00
010609FV2	0.00	0.000	09/01/2021	632.50	500,000.00	0.00	500,000.00	-500,000.00	0.00
10450	ALA ST	DBTSRV	11/04/2020	264.75	300,011.90	0.00	0.00	-3.96	300,007.94
010609FY6	300,000.00	0.352	06/01/2022	0.00	300,196.29	0.00	0.00	-118.59	300,077.70
10451	CON VY	DBTSRV	11/19/2020	2,625.00	357,494.56	0.00	0.00	-2,043.97	355,450.59
206849FT3	350,000.00	0.794	08/01/2022	0.00	358,747.97	0.00	0.00	-2,561.82	356,186.15
10472	USTR	DBTSRV	06/10/2021	23.32	74,983.23	0.00	0.00	2.40	74,985.63
91282CCD1	75,000.00	0.154	05/31/2023	44.32	74,935.55	0.00	0.00	-228.52	74,707.03
10473	CULLMA	DBTSRV	06/24/2021	2,500.00	512,868.07	0.00	0.00	-1,930.21	510,937.86
230198JY0	500,000.00	0.450	05/01/2023	3,527.78	513,193.10	0.00	0.00	-3,562.90	509,630.20
10476	COWETA	DBTSRV	07/08/2021	2,000.00	412,161.86	0.00	0.00	-1,737.41	410,424.45
223663KW4	400,000.00	0.260	06/01/2023	0.00	411,905.52	0.00	0.00	-3,607.68	408,297.84
10478	BOC	DBTSRV	07/02/2021	0.00	399,616.47	0.00	0.00	192.83	399,809.30
06119RC11	400,000.00	0.200	03/01/2022	0.00	399,409.48	0.00	0.00	387.28	399,796.76

160

Wimberley ISD
Texas Compliance Change in Val Report
September 1, 2021 - November 30, 2021

Inv #	Issuer	Fund	Purch Date	Interest Accrual	Beginning Book Value	Purchases/ Additions	Redemptions	Change in Value	Ending Book Value
Cusip	Par Value	YTM	Mat Date	Interest Received	Beginning Market Value				Ending Market Value
10479	LLYDBC	DBTSRV	08/17/2021	0.00	439,497.93	0.00	0.00	180.58	439,678.51
53948BEC9	440,000.00	0.170	05/12/2022	0.00	439,442.96	0.00	0.00	0.00	439,442.96
10481	USTR	DBTSRV	09/02/2021	155.39	0.00	499,199.22	0.00	499,320.13	499,320.13
91282CCU3	500,000.00	0.205	08/31/2023	0.00	0.00	499,199.22	0.00	497,207.00	497,207.00
10484	USTR	DBTSRV	11/02/2021	135.49	0.00	449,713.95	0.00	449,789.18	449,789.18
91282CDD0	451,000.00	0.518	10/31/2023	0.00	0.00	449,713.95	0.00	450,031.03	450,031.03
Sub Totals For: Fund: Debt Service				7,704.25	3,001,059.15	1,403,892.96	949,748.29	449,001.07	3,450,060.22
				4,204.90	3,002,256.00	1,403,892.96	949,748.29	442,777.30	3,445,033.30
Fund: General									
10413	WF	GEN	01/01/2019	0.00	593,705.23	8,025,773.32	8,115,247.77	-89,474.45	504,230.78
1112	504,230.78	0.000	/ /	0.00	593,705.23	8,025,773.32	8,115,247.77	-89,474.45	504,230.78
10432	LNSTR	GEN	01/01/2019	626.25	4,899,525.55	6,778,563.52	7,648,891.00	-870,327.48	4,029,198.07
SYS10417	4,029,198.07	0.080	/ /	626.25	4,899,525.55	6,778,563.52	7,648,891.00	-870,327.48	4,029,198.07
10463	KDBANK	GEN	05/14/2021	0.00	874,737.50	0.00	875,000.00	-874,737.50	0.00
5006E0YA8	0.00	0.000	11/10/2021	0.00	874,837.77	0.00	875,000.00	-874,837.77	0.00
10464	SANTAN	GEN	05/14/2021	0.00	875,000.00	0.00	875,000.00	-875,000.00	0.00
80285PW16	0.00	0.000	09/01/2021	0.00	874,998.25	0.00	875,000.00	-874,998.25	0.00
10465	LLYDBC	GEN	05/14/2021	0.00	1,500,621.67	0.00	0.00	788.86	1,501,410.53
53948BB73	1,502,000.00	0.210	02/07/2022	0.00	1,501,112.02	0.00	0.00	507.97	1,501,619.99
10466	TDMM	GEN	05/12/2021	0.07	1,254.35	6,016.74	5,332.00	684.74	1,939.09
TD MM	1,939.09	0.010	/ /	0.07	1,254.35	6,016.74	5,332.00	684.74	1,939.09
10469	KDBANK	GEN	05/25/2021	0.00	433,883.86	0.00	434,000.00	-433,883.86	0.00
5006E0YA8	0.00	0.000	11/10/2021	0.00	433,919.54	0.00	434,000.00	-433,919.54	0.00
10470	BOC	GEN	05/25/2021	0.00	1,314,448.41	0.00	1,315,000.00	-1,314,448.41	0.00
06119QYH4	0.00	0.000	11/17/2021	0.00	1,314,441.52	0.00	1,315,000.00	-1,314,441.52	0.00
10475	LAKEOR	GEN	06/29/2021	750.00	1,000,022.66	0.00	0.00	-3.40	1,000,019.26
510336SR2	1,000,000.00	0.300	05/01/2023	1,016.67	999,551.10	0.00	0.00	-3,059.10	996,492.00

161

Wimberley ISD
Texas Compliance Change in Val Report
September 1, 2021 - November 30, 2021

Inv #	Issuer	Fund	Purch Date	Interest Accrual	Beginning Book Value				Ending Book Value
Cusip	Par Value	YTM	Mat Date	Interest Received	Beginning Market Value	Purchases/ Additions	Redemptions	Change in Value	Ending Market Value
Sub Totals For: Fund: General				1,376.32	11,493,199.23	14,810,353.58	19,268,470.77	-4,456,401.50	7,036,797.73
				1,642.99	11,493,345.33	14,810,353.58	19,268,470.77	-4,459,865.40	7,033,479.93
Fund: Interest and Sinking									
10412	WF	IS	01/01/2019	0.00	345,619.77	0.00	340,750.00	-340,750.00	4,869.77
1112	4,869.77	0.000	/ /	0.00	345,619.77	0.00	340,750.00	-340,750.00	4,869.77
10433	LNSTR	IS	01/01/2019	32.64	102,779.40	870,213.90	450,008.32	420,205.58	522,984.98
SYS10417	522,984.98	0.080	/ /	32.64	102,779.40	870,213.90	450,008.32	420,205.58	522,984.98
Sub Totals For: Fund: Interest and Sinking				32.64	448,399.17	870,213.90	790,758.32	79,455.58	527,854.75
				32.64	448,399.17	870,213.90	790,758.32	79,455.58	527,854.75
Fund: Payroll									
10415	WF	PYRLL	01/01/2019	0.00	323,873.46	5,646,610.87	5,686,126.60	-39,515.73	284,357.73
1112	284,357.73	0.000	/ /	0.00	323,873.46	5,646,610.87	5,686,126.60	-39,515.73	284,357.73
Sub Totals For: Fund: Payroll				0.00	323,873.46	5,646,610.87	5,686,126.60	-39,515.73	284,357.73
				0.00	323,873.46	5,646,610.87	5,686,126.60	-39,515.73	284,357.73
Report Grand Totals:				9,350.82	17,151,251.09	25,866,661.44	30,086,102.07	-4,222,868.57	12,928,382.52
				6,118.14	17,152,594.04	25,866,661.44	30,086,102.07	-4,232,556.24	12,920,037.80

162

GLOSSARY	
PAR VALUE	The face value of investment.
MARKET VALUE	The face value multiplied by the market price. It is the last reported price from the report date.
BOOK VALUE	The cost of a bond, plus or minus adjustments for purchase discount or premium adjustments.
AMORTIZATION/ACCRETION	Amortization (accretion) is the process of reducing (increasing) the original cost of the investment on a daily basis in order to equal par value at maturity. Amortization calculations vary by investment type and the basis associated with the type of investment.
SECURITY TYPE DEFINITIONS	Security types are broad category of investments with similar characteristics and risk features such as agency securities, corporate bonds, municipal bonds, and money markets. Codes within the system are utilized to make calculations based on the underlying security. Security type labels are customizable.
ACP	Commercial Paper
FAC	Federal Agency Coupon Securities
PA1	Checking Accounts
RR2	Money Market Accounts
RRP	Investment Pools
TRC	Treasury Coupon Securities
PURCHASE PRINCIPAL	The original cost of the bond. Par value multiplied by purchase price.
PREMIUM/DISCOUNT	A bond with price below 100 is discount. A bond with price above 100 is premium.
ADJUSTED INTEREST EARNINGS	Net between interest earned and amortization/accretion adjustments within a report period.
EFFECTIVE RATE OF RETURN	Interest earnings adjusted for amortization of premiums and accretion for discounts plus any realized gain or loss divided by the average daily balance of the portfolio divided by 365 and then multiplied by the actual days in the report period.
YIELD TO MATURITY	The yield of an investment as of the purchase date assuming that the bond is held to maturity.
YTM 360	The yield is based on a hypothetical year that has only 360 days.
YTM 365	The yield is based on a 365-day year.
REMAINING COST	The original cost of an investment taking into consideration any partial sales or redemptions for the par value that remains.
STATED RATE	Coupon rate (yield the bond paid on its issue date).
CURRENT RATE	A bond's annual return based on its annual coupon payments and current price (as opposed to its original price or face).