

Agenda of Regular
The Board of Trustees
Wimberley Independent School District

A Regular of the Board of Trustees of Wimberley Independent School District will be held October 19, 2020, beginning at 6:00 PM in the WISD Administration Building
951 FM 2325
Wimberley, TX 78676.

The meeting of the Board of Trustees will be held in conjunction with the public meeting listed above. A quorum of the Board of Trustees is not necessary as the subjects to be discussed will have no formal action taken by the Board of Trustees. Items do not have to be taken in the order shown on this meeting notice.

The Presiding Officer will:

Call the meeting to order and determine a quorum.

1. Public Forum
2. Consent Agenda
 - A. Acceptance of Agenda
 - B. Student Enrollment, October, 2020 3
 - C. Minutes of the Regular Meeting, September 21, 2020 5
 - D. Minutes of the Called Meeting, September 28, 2020 10
 - E. Approve Bond expenditures 12
 - F. November 9, 2020 Teachers, Student Holiday 13
3. Bond update 14
 - A. Final Changes to Bartlett Cocke Contract for Blue Hole Primary School 16
4. Presentation of bids for the replacement of tennis court lights
5. Safe Breathing Zone Units Filtration System for HVAC
6. Present proposal for elimination of Asynchronous instruction delivery
7. Discussion and Possible Action for use of excess Bond Funds for recommended projects.
8. Reports - Discussion and necessary action to include, but not limited to:
 - A. CFO's Report - Moises Santiago 17
 - 1) Financials
 - 2) Check Register - September 2020
 - 3) Proposed Supplemental Pay Schedule for SPED Department
 - B. Superintendent's Report - Dwain York
 - 1) Upcoming 2020-21 legislative session
 - a) School Finance

- b) M&O Fund Balance
 - C. Board President's Report - Joe Malone
 - 1) Agenda calendar 37
 - 2) Election Information 39
- 9. Closed Session
 - A. Deliberation Regarding Security Devices or Security Audits. *Texas Gov't Code §551.076 and §551.089*
 - B. Personnel matters. *Texas Gov't Code § 551.074.*
 - 1) New hires/terminations/employee discipline
 - C. Deliberation regarding real property. *Texas Gov't Code § 551.072.*
 - D. Consultation with Attorney. *Texas Gov't Code § 551.071*
- 10. Action on items discussed in executive session
- 11. Prepare for next meeting - Discussion to include, but not limited to:
Set date, time, and place of next meeting, Upcoming agenda items
- 12. Adjourn

WIMBERLEY INDEPENDENT SCHOOL DISTRICT
FY20 Student Enrollment
10/15/2020

Tuition based Pre-K 52

											Transfers			
											Employee	Non Employee		
EE/PPCD	4	Half Funding								2		5		
PK (drop in)	PK-4	39		PK-3	23						62	2	18	
Kindergarten	12	21	20	15	16	30	19	21			154	2	28	
First Grade	21	19	21	7	21	18	17	21			145	5	22	
Second Grade	1	18	18	19	21	21	19	16	20	11	164	3	19	
Third Grade	21	20	21	23	20	19	20	20			164	8	38	
Fourth Grade	19	21	21	21	22	19	21	13	22	21	200	1	16	
Fifth Grade	22	24	17	23	23	23	22	22			176	4	17	
Sixth Grade											215	1	30	
Seventh Grade											199	1	26	
Eighth Grade											208	3	27	
Ninth Grade											210	4	32	
Tenth Grade											215	2	28	
Eleventh Grade											220	6	35	
Twelfth Grade											170	3	24	

Enrollment Total	2559	FUNDED TOTAL:	2507	45	360
				405	

BLUE HOLE CAMPUS	
EC/Kindergarten - 2nd Grade	<u>530</u>
JACOB'S WELL CAMPUS	
3rd - 5th Grade	<u>540</u>
DANFORTH CAMPUS	
6TH - 8TH Grade	<u>622</u>
HIGH SCHOOL	
9TH - 12TH Grade	<u>815</u>
<i>In District Enrollment</i>	2102

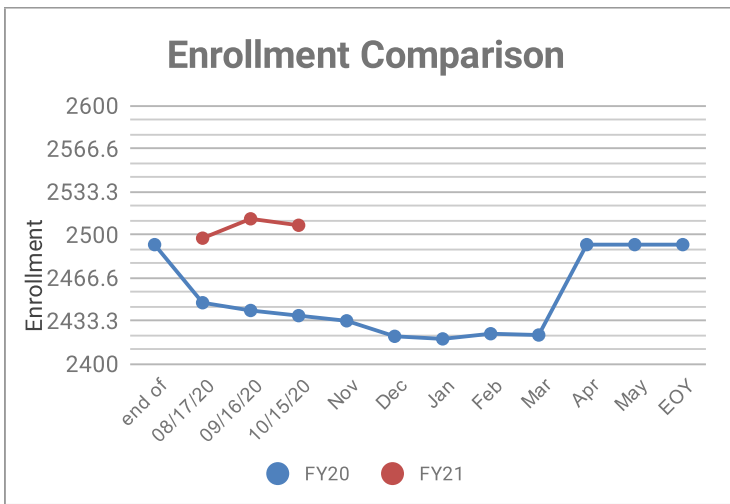
District Transfer Students Appx. Savings to District	
\$1,697,112	
Austin	2
Blanco	24
Comal	71
Dripping Spr	22
Hays	83
Lake Travis	2
Lockhart	4
New Braunfels	1
Northside	1
San Marcos	195

WIMBERLEY INDEPENDENT SCHOOL DISTRICT FY21 Student Enrollment

By Campus	05/22/20	08/17/20	09/16/20	10/15/20	Nov	Dec	Jan	Feb	Mar	Apr	May	EOY
Blue Hole	378	540	531	530								
Jacob's Well	729	558	544	540								
Danforth	593	594	622	622								
WHS	792	805	815	815								

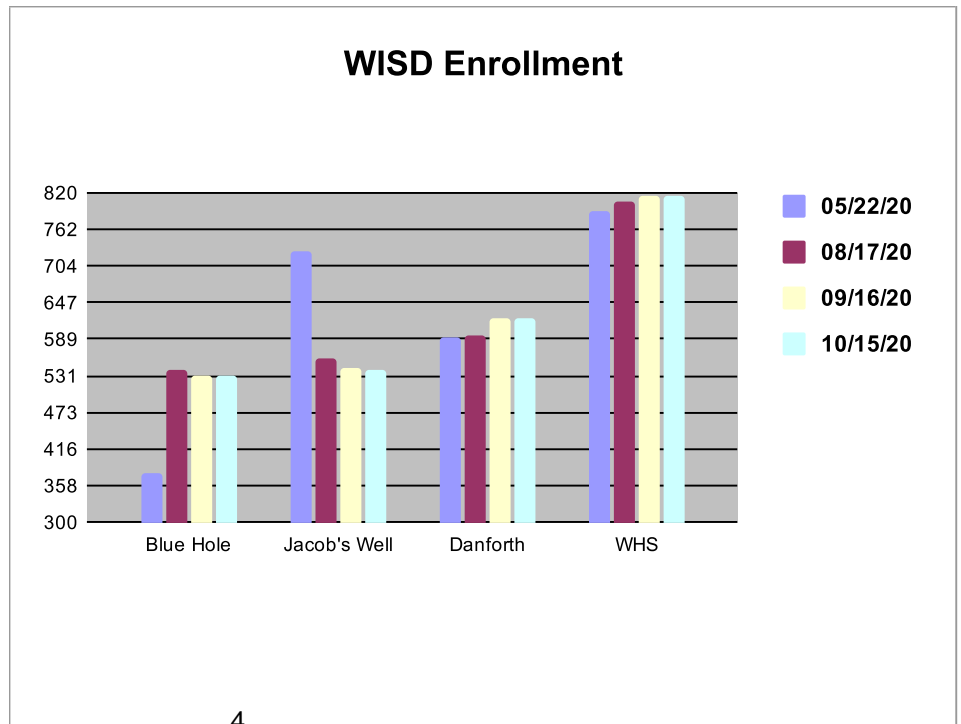
All	end of	08/17/20	09/16/20	10/15/20	Nov	Dec	Jan	Feb	Mar	Apr	May	EOY
FY20	2492	2447	2441	2437	2433	2421	2419	2423	2422	2492	2492	2492
FY21		2497	2512	2507								

Transfer	end of	08/17/20	09/16/20	10/15/20	Nov	Dec	Jan	Feb	Mar	Apr	May	EOY
FY20	361	357	354	359	357	350	348	364	362	361	361	361
FY21		422	422	405								



All students		FY21	Transfer students	
#	% Increase		#	% Increase
5	0%	Aug	61	17%
20	1%	Sept	61	17%
15	1%	Oct	44	12%
	0%	Nov		0%
	0%	Dec		0%
	0%	Jan		0%
	0%	Feb		0%
	0%	Mar		0%
	0%	Apr		0%
	0%	May		0%
	0%	EOY		0%

Oct 2020	All Students	Transfers Students	% Transfers
District	2507	405	16%
WHS	815	134	16%
Danforth	622	88	14%
JWE	540	84	16%
Blue Hole	530	99	19%



Minutes of Regular Meeting

The Board of Trustees

Wimberley Independent School District

A Regular Meeting of the Board of Trustees of Wimberley Independent School District was held Monday, **September 21, 2020**, beginning at **6:00 PM** in the WISD Administration Building ****VIRTUAL MEETING****.

The regular meeting of the Board of Trustees of the Wimberley Independent School District was called to order by Joe Malone at 6:01 p.m. A quorum was established with the following members present: Joe Malone, Traci Maxwell, Rob Campbell, and Ken Strange. Lori Olson and Will Conley were available virtually.

Administrators Present: Dwain York, Moises Santiago, Jason Valentine. Virtually: Dee Howard, Greg Howard, Dara Richardson, Stephanie Norris, SueAnna Thomas

Directors Present Virtually: Roz Simmons, Darelle Jordan, Amy Lyles

The audio recording of the Pledge of Allegiance to the U.S. flag was led by a WHS student. Joe Malone held a moment of silence and the audio recording of the District's Vision, Mission and Goals was led by a WHS student.

1. Public Forum – The following individuals requested to address the Board during the Public Forum:

Charlene Myers – Wimberley Community Tennis Association

Tammy, Bubba's Got Gas – Bid for Propane

Bryan Burke – WISD policies regarding discrimination

2. Bond update - Bob Farmer reviewed the bond update for the Board.

Danforth Jr. High Renovation and Addition - The contractor has applied for final payment and release of retainage.

Scudder Repurpose - The Scudder Repurpose project is complete. The portable classroom has been moved to the High School. Toilet fixtures need to be changed out to normal sized ADA compliant fixtures.

New Primary School - Millwork is 90% complete. Remaining materials scheduled for delivery and installation this week. Changes to the PA/Intercom system to take place this week. This system will be set up on its own network. Blue Hole Primary School was the recipient of the prestigious "2020 Texas Rain Catcher Award" from the Texas Water Development Board. Final commissioning, air balance and punch list work is nearly complete. Pricing for house demo and DAS System forthcoming.

Other Bond Projects

Athletics Storage Building – Civil design and TCEQ review underway. Contractor bids scheduled for Board consideration in October.

Pricing to relocate Scudder playground equipment to Blue Hole Primary is forthcoming.

3. Consent Agenda - Motion was made by Traci Maxwell to approve the consent agenda. The motion was seconded by Ken Strange and approved 6-0.
 - A. Acceptance of Agenda
 - B. Student Enrollment, September, 2020
 - C. Minutes of the Regular Meeting, August 17, 2020
 - D. Minutes of the Called Meeting, August 10, 2020
 - E. Approve Bond expenditures
 - F. Blue Hole Primary Campus Improvement Plans FY21
 - G. Notice of the November 3, 2020 Wimberley I.S.D. Board of Trustees Election for Places 6 and 7
 - H. Amended Order of Election - Updated Vote Center Locations for Early Voting and Election Day, November 3, 2020 Election
 - I. FY21 Textbook Committee
 - J. Change December 2020 meeting date
4. Discussion regarding to partner with Wimberley Tennis Assoc in repair of tennis court lights – Mr. York reviewed the bids for the Board. Discussion was held concerning the cost of the bids and Mr. York stated the Wimberley Tennis Association would contribute \$20,000 to the project. Motion was made by Traci Maxwell to authorize Mr. York to move forward not to exceed \$85,000 with the expectation of the District to be out of pocket \$65,000. The motion was seconded by Ken Strange. Rob Campbell questioned where the money would come from and Mr. York stated it would come out of fund balance. The motion was approved 6-0.
5. Policy Update 115 – Mr. York reviewed the policy updates for the Board and reviewed the information from TASB and legal counsel. Motion was made by Lori Olson to approve the policy update 115 as presented. The motion was seconded by Traci Maxwell. Discuss was held concerning the update and local policies. The motion failed by a tie vote of 3-3. Rob Campbell, Ken Strange and Joe Malone voting against the motion. Lori Olson stated this update is in line with the federal law and suggested adding the second paragraph under discrimination to FFH (Local) as it is listed under DIA (Local) to read: “In accordance with law, discrimination on the basis of sex includes discrimination on the basis of biological sex, gender identity, sexual orientation, gender stereotypes, or any other prohibited basis related to sex.” Motion was made by Lori Olson to add the second paragraph to FFH (Local) as worded under DIA (Local) Discrimination. The motion failed for lack of a second.
 - A. Including Local Policies:
 - BF: Board Policies
 - DIA: Employee Welfare - Freedom from Discrimination, Harassment, And Retaliation
 - DMD: Professional Development - Professional Meetings and Visitations
 - EI: Academic Achievement
 - FB: Equal Educational Opportunity

- FD: Admissions
- FEB: Attendance - Attendance Accounting
- FFG: Student Welfare - Child Abuse and Neglect
- FFH: Student Welfare - Freedom from Discrimination, Harassment, And Retaliation
- FMF: Student Activities - Contests and Competition
- FNG: Student Rights and Responsibilities - Student and Parent Complaints/ Grievances
- GF: Public Complaints

6. Reports

A. CFO's Report

- 1) Review and approve the district's investment policy CDA (Local) - Moises Santiago reviewed the district's investment policy CDA (Local). **Motion was made by Rob Campbell to approve the district's investment policy CDA (Local). The motion was seconded by Ken Strange and approved 6-0.**
- 2) Financials – Mr. Santiago reviewed the financials for the Board.
- 3) 4th Quarter Investment Report – Mr. Santiago reviewed the item for the Board.
- 4) Check Register - August 2020, included in the packet.

B. Superintendent's Report - Dwain York and Jason Valentine reviewed the testing center set up for student synchronous and asynchronous testing. Discussion was held concerning the proctoring and monitoring of tests. Mr. York wanted to give praise to the teachers having to navigate the synchronous and asynchronous, attendance and sharing ideas with each other.

C. Board President's Report - Joe Malone

- 1) Agenda calendar – included in the packet.
- 2) Election Information – included in the packet.
- 3) Board Request - Rob Campbell: The Big Serve – Rob Campbell offered to take the lead for Wimberley ISD in the community on The Big Serve. He stated in the past the Maintenance department reported this community service was worth one year of value for the District. Mr. Campbell would like to start by mobilizing JH and HS students and partnering with the Helping Hands organization in the community to form an executive committee. The date Mr. Campbell recommended is on MLK day, January 18, 2021. Joe Malone recommended Rob Campbell to take the lead and let everyone know what to do to help.
- 4) Board Request - Lori Olson: Research HEPA Filtration System for HVAC – Mr. York thanked Eddie Campbell, Maintenance Director and Dawson Moyers for providing research on the filtration system. A PowerPoint presentation was sent to the Board. Mr. York will continue to research and in October he will have Mr. Campbell and Mr. Moyers available for a presentation. Joe Malone

stated when the research is done, Mr. York can bring back a recommendation to the Board, including cost and impediment.

- 5) TASB Delegate and Alternate, TASB Delegate Assembly - Motion was made by Ken Strange to appoint Lori Olson as the TASB Delegate and Traci Maxwell as the Alternate. The motion was seconded by Rob Campbell and approved 6-0.

7. Closed Session - The Board adjourned into closed session at 7:38 p.m. pursuant to Texas Government Code Section: 551.071 *et seq.*

A. Deliberation Regarding Security Devices or Security Audits. *Texas Gov't Code §551.076 and §551.089.*

B. Personnel matters. *Texas Gov't Code § 551.074.*

1) New hires/terminations/employee discipline

C. Deliberation regarding real property. *Texas Gov't Code § 551.072.*

D. Consultation with Attorney. *Texas Gov't Code § 551.071.*

The Board reconvened at 8:05 p.m.

8. Action on items discussed in executive session – Motion was made by Traci Maxwell to move to accept the request from Lindsay O’Gan for furlough. The motion was seconded by Ken Strange and approved 6-0.

9. Prepare for next meeting – The next regular meeting is scheduled for October 19, 2020. Joe Malone will call a meeting to further discuss policy update 115 and legal counsel to offer an opinion.

10. Adjourn - There being no further business to discuss, motion was made by Ken Strange to adjourn the meeting at 8:06 p.m. and was approved without objection.

Rob Campbell, Secretary

Joe Malone, President

Bond Invoices				
<u>AG/CM Inc.</u>				
Project 17-048P	WISD Bond Planning	Invoice 7849	\$	48,265.00
<u>Kleinfelder</u>				
Proj. 20200950.001A	Blue Hole Primary	Invoice 001291764	\$	860.50
Proj. 20200950.001A	Blue Hole Primary	Invoice 001294990	\$	713.75
<u>O'Connell Robertson</u>				
Project 01820.01	Blue Hole Primary	Invoice 23	\$	12,990.76
Project 01820.02	Scudder ES Improvements	Invoice 4	\$	2,480.38
Project 01820.04	Danforth JH Improv	Invoice 24	\$	6,335.95
<u>Air Technologies Inc.</u>				
Job 6835	Blue Hole Primary	Invoice 7394	\$	26,800.00
<u>Austin Structured Cabling</u>				
DIR-TSO-4358	Blue Hole Primary	Invoice 1888	\$	22,802.45
PAY APPS				
<u>Balfour Beatty Construction</u>				
Project 16226000	Danforth JH Addition	PAY APP 17	\$	89,586.00
<u>Bartlett Cocke, L.P.</u>				
Project 01-192056	Blue Hole Primary School	PAY APP 15	\$	277,746.86
				<u>Total for Approval</u>
			\$	488,581.65

Minutes of Special Meeting

The Board of Trustees

Wimberley Independent School District

A Special Meeting of the Board of Trustees of Wimberley Independent School District was held Monday, **September 28, 2020**, beginning at **8:00 AM** in the WISD Administration Building ****VIRTUAL MEETING****.

The special meeting of the Board of Trustees of the Wimberley Independent School District was called to order by Joe Malone at 8:19 a.m. A quorum was established with the following members present: Joe Malone, Ken Strange, and Traci Maxwell. Rob Campbell, Lori Olson and Will Conley were available virtually.

Administrators Present: Dwain York and Dee Howard.

Directors Present: Eddie Campbell

Joe Malone led the Pledge of Allegiance to the U.S. flag and held a moment of silence.

1. Public Forum – No individual requested to address the Board during the Public Forum.
2. Discussion and Approval of Policy Update 115 – Joe Malone reviewed the agenda item for the Board. Motion was made by Lori Olson to approve policy update 115 as presented by TASB. The motion was seconded by Will Conley and approved 6-0.
 - A. Including Local Policies:
 - BF: Board Policies
 - DIA: Employee Welfare - Freedom from Discrimination, Harassment and Retaliation
 - DMD: Professional Development - Professional Meetings and Visitations
 - EI: Academic Achievement
 - FB: Equal Educational Opportunity
 - FD: Admissions
 - FEB: Attendance - Attendance Accounting
 - FFG: Student Welfare - Child Abuse and Neglect
 - FFH: Student Welfare - Freedom from Discrimination, Harassment and Retaliation
 - FMF: Student Activities - Contests and Competition
 - FNG: Student Rights and Responsibilities - Student and Parent Complaints/Grievances
 - GF: Public Complaints
3. Discussion and possible spending limit for Superintendent on Tennis Lighting - Bid information – Dwain York and Eddie Campbell reviewed the agenda item for the Board stating the Board previously authorized \$85,000 for the tennis lighting and

stated bids are due this Friday at 5:00 p.m. Dwain York requested to increase the limit. Eddie Campbell estimated \$110,000 for the project. Motion was made by Traci Maxwell to approve \$110,000 for tennis lighting. The motion was seconded by Ken Strange. Discussion was held concerning the bond expenditures and fund balance. The motion was approved 6-0.

4. HVAC (Bio-Thermal Ionization) Air Filtration System Districtwide – Eddie Campbell, Maintenance Director and Dawson Moyers presented a PowerPoint for the Board addressing the District’s HVAC status. Discussion was held concerning the cost of the system. Motion was made by Ken Strange for the purchase of the Safe Breathing Zone unit as presented. The motion was seconded by Traci Maxwell. Discussion was held concerning federal reimbursement, the company is on the BuyBoard approved vendor list and the timeline for having the units in the classrooms. Traci Maxwell called for question. The motion was approved 6-0.
5. Adjourn – There being no further business to discuss, motion was made by Traci Maxwell to adjourn the meeting at 9:00 a.m. and was approved without objection.

Rob Campbell, Secretary

Joe Malone, President

**WIMBERLEY INDEPENDENT SCHOOL DISTRICT
BOARD OF EDUCATION
WIMBERLEY, TEXAS**

Subject: Bond Invoices

Date: 10/15/2020

Presented by: York/Farmer

Consent

BACKGROUND INFORMATION

Bond Invoices submitted to the Board of Trustees for Approval

AG/CM Inc.

Project 17-048P	WISD Bond Planning	Invoice 7942	\$ 30,301.00
-----------------	--------------------	--------------	--------------

ADI.

	Scudder Improvements	Invoice MD13RJ01	\$ 16,850.20
--	----------------------	------------------	--------------

Turnkey Security, Inc.

Job #203121	Scudder Improvements	Invoice 9133	\$ 67,847.00
-------------	----------------------	--------------	--------------

Worthington

Job #3872	Blue Hole Primary School	Invoice 4002*R	\$ 80,211.91
-----------	--------------------------	----------------	--------------

PAY APPS submitted to the Board of Trustees for Approval

Balfour Beatty Construction

Project 16226000	Danforth JH Addition	PAY APP 18	\$ 444,472.00
------------------	----------------------	------------	---------------

Bartlett Cocke, L.P.

Project 01-192056	Blue Hole Primary School	PAY APP 16	\$ 179,579.32
-------------------	--------------------------	------------	---------------

<u>Total for Approval</u>			<u>\$ 819,261.43</u>
---------------------------	--	--	----------------------

ADMINISTRATIVE RECOMMENDATION

Approved by Mr. Farmer. Requesting Board Approval

BOARD ACTION REQUIRED

**WIMBERLEY INDEPENDENT SCHOOL DISTRICT
BOARD OF EDUCATION
WIMBERLEY, TEXAS**

Subject: November 9 calendar change

Date: 10/15/2020

Presented by: Dee Howard

Consent

BACKGROUND INFORMATION

From: WISD Administrators and Wellness Team

Re: Response to Wellness Survey – A Day off for WISD employees

We are in the middle of the first semester of the 2020-21 school year - a year with so many different situations than any year any of us has lived. We have tried to remain positive, forward-thinking and supportive of our teachers and understand what they are experiencing and doing to keep our students as focused and on grade-level as possible. Last month, Amy Lyles sent a wellness survey to all WISD staff members. Almost 200 responses were recorded in the survey. The underlying theme throughout the responses was that our teachers are exhausted. They are working around the clock to try and keep up with the demands of students in the classroom and their remote learners, both synchronous and asynchronous and with all of the parent “involvement, input, special requests” that come with those types of learning environments. Our teachers are beyond the “stretched too thin” mark. They do not have a moment to themselves during the day and once they are home, many are still working through the night to make sure that they respond to all the online students and parents. Part of the way that we are proposing to help teachers is to schedule a day off in our calendar. We have additional days/minutes built into the calendar that was approved in February’s School Board Meeting. We are requesting that November 9th be a day off for students and teachers to regroup as we head into the end of the semester. This will give teachers the opportunity to have a long weekend and get prepared for the 3rd six-weeks of this school year. We will more than likely try to do another day in the spring and still have some minutes in our bank should we need them for a bad weather day. Teachers and administrators are working very hard to make this a good year for all modes of learning. They deserve to be heard and this is one way that we can show we are listening to them and appreciate their efforts.

ADMINISTRATIVE RECOMMENDATION

Approve as presented

BOARD ACTION REQUIRED

Wimberley ISD
2018 Bond Program Status Report and Recap
October 13, 2020

Danforth Jr. High Renovation and Addition

Contractor	Balfour Beatty
Contract Type	CMaR
Start Date:	March 25, 2019
Completion Date:	July 2020
Project Status:	100% Complete
Base Contract:	\$8,087,073
Amendments:	(1) \$186,389 (Sr. High Parking Lot Repave) (2) \$101,976 (Gym Roof Replacement) (3) \$ 80,010 (Insulation and Framing for Envelope)
Current Contract Total:	\$8,455,448

Notes: There are a few added plumbing items to complete in the relocated portable. The contractor has applied for final payment and release of retainage.

Scudder Repurpose

Contractor	Balfour Beatty
Contract Type	CMaR
Start Date:	June 2020
Completion Date:	August 2020
Project Status:	100% Complete
Base Contract:	\$606,272 (issued as an amendment to the Balfour Beatty Danforth contract)

There is one change item in pricing; add a door/partition to separate the Alt. Placement Program from the cafeteria area. Contractor pricing should be complete next week.

Ag Barn

Contractor	Workman Commercial
Contract Type	CSP
Start Date:	May 24, 2019
Completion Date:	October, 2019
Project Status:	Construction Complete
Contract Amount:	\$997,000

New Primary School

Contractor	Bartlett Cocke
Contract Type	CSP
Start Date:	June 6, 2019
Completion Date:	July 31, 2020
Project Status:	99% complete
Base Contract:	\$22,238,439
Amendments	(1) \$118,243 (PEC Revisions and offsite utilities)
	(2) \$146,061
Current Contract Total	\$22,502,743

Notes: Millwork is 90% complete. Bartlett Cocke has hired the Koehler Co. to complete the millwork. Koehler is a highly respected millwork firm. We would expect the work to be expedited and completed at a high quality level. Materials from Koehler should begin arriving on site in three weeks.

Changes to the PA/Intercom system is complete.

Final commissioning, air balance and punch list work is nearly complete.

Pricing for house demo is under review.

Other Bond Projects

Athletics Storage Building – Civil design and TCEQ review underway. Contractor bids pending site plan approval.

Pricing to relocate Scudder playground equipment to Blue Hole Primary is under review.

October 19, 2020

Final Changes to Bartlett Cocke Contract for Blue Hole Primary School

1. RCO 054R Contractor quote to provide concrete ramps and sidewalk changes at exterior sports courts and Area B per RFI 189 and 182A. Includes removal of one side of the small play court curb/boarder per Owner request. Includes extension of perimeter 6' tall chain link fence to contain new ramp with courtyard playground. This item is based on needed changes at the Pre-K playground to expand the play area and provide handicapped accessibility from the playground to the exterior bathroom. Total \$46,882.94
2. RCO 060 After bid changes to the OSSF system to provide and install drip line emitters at 12" Spacing in lieu of 24"; Install all layers of drip field top soil then excavate and install drip lines in lieu of place top soil over surface laid and tested lines; provide and install temporary irrigation over drip field grass; provide 20,000 gallons of temporary water for testing OSSF tanks; provide one additional inch of top soil over drip tubing to facilitate hydromulch seeding in lieu of sod; and delete \$15,000 allowance for portable storage building. Total \$26,301.05
3. RCO 063 Provide and install 6,250 SF of bonded rubber playground surface system and 433 LF of filter fabric drain line around the interior border of playground surface. This scope was deducted from the playground equipment supplier's contract and added to the general construction contract in order to utilize a local fall surface contractor. Total \$71,126.65
4. RCO 065 Provide and install Distributed Antenna System for both 700 & 900 mHz First Responder radio frequencies to allow for minimum radio coverage within the building per Hays County Fire Marshal's request. Total \$74,090.99



Date: October 19, 2020

Monthly Financial Highlights

- The monthly Financial Reports represent financial data through September 30, 2020.
- The cash and investment balances of all governmental and proprietary funds at month end is \$16,924,608. The General Fund makes up the largest portion of that number with \$9,095,953 or roughly 54% and the 2018 Capital Projects \$5,243,253 (31%). The unaudited ending general fund balance is \$7,421,339 as of the end of September 30th, which is equivalent to 3.6 months of operations. (see page 2).
- Through the end of the month (1/12 or 0.08% of the budget year):
 - The General Fund has collected \$545,201 (2.07% of its budgeted revenue) and has spent \$2,081,451 (7.72% of its budgeted expenditures). (See page 3).
 - The Child Nutrition fund has collected \$45,439 (5.53% of its budgeted revenue) and has spent \$68,583 (7.15% of its budgeted expenditures) (See page 8).
 - Meals served during the month of September 2020 decreased compared to September 2019 by 32% for total breakfasts and 47% for total lunches (See page 8/9).
 - The operating days in September 2020 (21 days) were 1 more day compared to September 2019 (20 days). When converting the meals to those served during an operating day, daily meals decreased by 35% for total breakfasts and total lunches decreased by 50% (See page 8/9).
 - The number of children approved for Free Meals in September 2020 increased by 8 (1%) from the prior year. The number of children approved for Reduced Meals in September 2020 decreased by 10 (11%) from the prior year. Overall Free/Reduced meal applications decreased by 2 (0.2%) over the same month for the prior year (See page 8/9).
 - The Debt Service fund collected \$5,891 (0.09% of its budgeted revenue) and spent \$0.00 (0.0%) of its budgeted expenditures). Debt service payments are made twice a year, February 15th and August 15th (See page 9).
 - The 2018 Capital Project fund has expended \$1,227,904 in the current fiscal year through the month of September 2020 and has earned \$49,081 in interest revenue. Updates on bond projects are provided regularly by the bond project manager or at the request of the Board. (See page 10)



Wimberley ISD

Strength. Innovation. Excellence.

Wimberley Independent School District

Division of Business Support Services

951FM 2325

Wimberley, Texas 78676

Ph: (512) 847-2414

Fx: (512) 847-2142

- Special Revenue funds consist of Federal, State, and local grants received by the District. Some of these grants such as Title I and IDEA are non-competitive grants which the District receives based on certain types of student population reported through PEIMS. Other grants such as the San Marcos Civic Foundation and the Wimberley Education Foundation are competitive grants and are awarded based on demonstrated needs. This group of funds also includes the Textbook (IMA) fund. Total revenue collected is \$62,438 and total expenditures spent is \$63,675 (**See page 11**).
- Total proprietary funds (Scudder Afterschool Program, Jacob's Well Afterschool Program and Tuition Based Pre-K Program) revenue collected is \$23,434, \$13,725, and \$69,889 respectively. Total expenditures are \$3,053, \$1,224, and \$16,449 resulting in a net profit of \$20,381, \$12,501, and \$53,440 respectively through the month of September 2020 (**See page 12**).
- Current Tax collections for the month of September 2020 totaled \$22,357 representing 0.07% of the levy collected during the month. Approximately 0.07% of the total levy has been collected through the end of September 2020 compared to 0.00% the previous year. About 0.09% of the adopted tax collection budget was realized compared to 0.33% the previous year (**See page 13**).
- During the month of September 2020 there was total of 5,101 student riders in the morning routes and 9,832 in the afternoon routes with an average number of student riders of 242 in the morning routes and 468 in the afternoon routes. This is a 33% decrease in student ridership in the morning and 3% decrease in the afternoon over the same month for the prior year. The number of operating days during September 2020 (21 days) was 1 more day compared to September 2019 (20 days). The district currently has 15 mornings and 13 afternoon routes with a total daily mileage of 961 (**See page 18**).

Should have any questions regarding these financials please contact me.

Moises Santiago, RTSBA

Chief Financial Officer

Wimberley Independent School District

Wimberley Independent School District

Financial Reports

September 30, 2020

Wimberley Independent School District
Combined Balance Sheet
for the Month Ending September 30, 2020
(Un-Audited)

	<u>General</u> <u>Fund</u>	<u>Child Nutrition</u> <u>Fund</u>	<u>Debt Service</u> <u>Fund</u>	<u>2018 Capital</u> <u>Projects Funds</u>	<u>Special Revenue</u> <u>Funds</u>	<u>Enterprising</u> <u>Funds</u>	<u>Total</u>
<i>Assets:</i>							
Cash and Cash Equivalents	\$ 920,361.39	\$ 119,223.78	\$ 353,260.78	\$ 4,032,940.72	\$ (143,999.83)	\$ 222,416.77	\$ 5,504,203.61
Current Investments	8,175,591.59		2,034,500.37	1,210,312.71	-	-	11,420,404.67
Total Cash and Investments	\$ 9,095,952.98	\$ 119,223.78	\$ 2,387,761.15	\$ 5,243,253.43	\$ (143,999.83)	\$ 222,416.77	\$ 16,924,608.28
Property Taxes - Delinquent	714,121.00	-	144,744.00	-	-	-	858,865.00
Allowance for Uncollectible Taxes	(71,412.00)	-	(14,473.00)	-	-	-	(85,885.00)
Accrued Interest	-	-	-	1,521.56	-	-	1,521.56
Due from State Agencies	3,401.45	23,747.78	-	-	478,114.25	-	505,263.48
Due from other Governments	6,136.19	-	1,591.38	-	-	-	7,727.57
Due from Other Funds	130.00	-	-	-	-	-	130.00
Other Receivables	1,850.55	-	-	-	-	-	1,850.55
Total Receivables	\$ 654,227.19	\$ 23,747.78	\$ 131,862.38	\$ 1,521.56	\$ 478,114.25	\$ -	\$ 1,289,473.16
Inventories	8,031.62	22,085.71	-	-	-	-	30,117.33
Prepaid Items	-	-	-	-	-	-	-
Other Current Assets	\$ 8,031.62	\$ 22,085.71	\$ -	\$ -	\$ -	\$ -	\$ 30,117.33
Total Current Assets	\$ 9,758,211.79	\$ 165,057.27	\$ 2,519,623.53	\$ 5,244,774.99	\$ 334,114.42	\$ 222,416.77	\$ 18,244,198.77
Accounts Payable	\$ 18,665.00	\$ -	\$ -	\$ -	\$ 1,200.00	\$ -	\$ 19,865.00
Other Liabilities	-	-	-	-	-	-	-
Payroll Deductions and Withholdings	163,096.88	-	-	-	-	-	163,096.88
Accrued Wages Payable	1,093,274.18	17,094.41	-	-	-	-	1,110,368.59
Due to Other Funds	1,013.50	-	-	-	-	-	1,013.50
Due to State Agencies	-	-	-	-	-	-	-
Due to other Governments	5,898.00	-	-	-	-	-	5,898.00
Accrued Expenses	15,470.00	-	-	1,560,061.65	-	-	1,575,531.65
Deferred Revenues	396,746.29	8,118.42	-	-	68,785.57	1,524.65	475,174.93
Deferred Inflows	642,709.00	-	130,271.00	-	-	-	772,980.00
Total Liabilities	\$ 2,336,872.85	\$ 25,212.83	\$ 130,271.00	\$ 1,560,061.65	\$ 69,985.57	\$ 1,524.65	\$ 4,123,928.55
<i>Fund Balance/Equity</i>							
Reserved/Designated Fund Balance		280,956.39	1,784,245.67	31,887,349.26	-	-	33,952,551.32
Reserved for Current Year							
Expenditures/Expenses	7,421,338.94	(141,111.95)	\$ 605,106.86	(28,202,635.92)	264,128.85	220,892.12	(19,832,281.10)
Unreserved Fund Balance/Fund Equity	\$ -	-	-	-	-	-	-
Total Fund Balance/Equity	\$ 7,421,338.94	\$ 139,844.44	\$ 2,389,352.53	\$ 3,684,713.34	\$ 264,128.85	\$ 220,892.12	\$ 14,120,270.22
Total Liabilities and Fund Equity	\$ 9,758,211.79	\$ 165,057.27	\$ 2,519,623.53	\$ 5,244,774.99	\$ 334,114.42	\$ 222,416.77	\$ 18,244,198.77

Wimberley Independent School District
Statement of Revenues, Expenditures, and Changes in Fund Balance
for the Month Ending September 30, 2020
(Un-Audited)

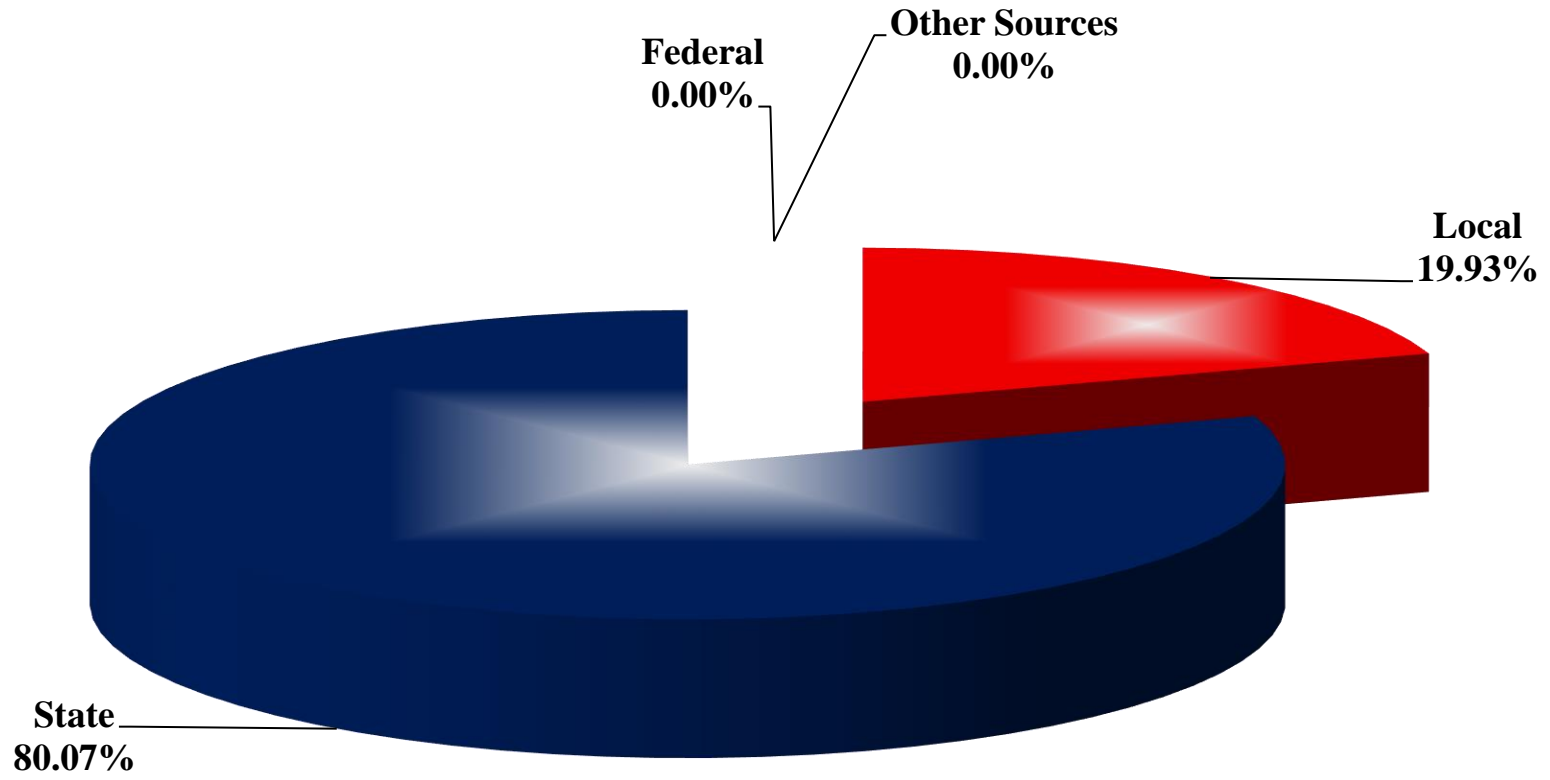
	GENERAL FUND						
	<u>Prior Year</u>	<u>Original</u>	<u>Revised</u>	<u>Encumbrances</u>	<u>Current Year</u>	<u>Unrealized/</u>	<u>Percentage</u>
	<u>Actual Revenues/ Expenditures</u>				<u>Actual Revenues/ Expenditures</u>	<u>Unexpended Budget</u>	
Revenues:							
Local	\$ 184,433.60	\$ 23,230,567	\$ 23,230,567	\$ -	\$ 108,636.85	(23,121,930.15)	0.47%
State	\$ 881,802.63	2,949,621	2,949,621	\$ -	\$ 436,564.61	(2,513,056.39)	14.80%
Federal	\$ 10,000.00	171,000	171,000	\$ -	\$ -	(171,000.00)	0.00%
Other Sources	\$ -	50,000	50,000	\$ -	\$ -	(50,000.00)	0.00%
Total Revenues	\$ 1,076,236.23	\$ 26,401,188	\$ 26,401,188	\$ -	\$ 545,201.46	\$ (25,855,987)	2.07%
11-Instruction	\$ 1,073,110.25	12,901,044	12,901,044	168,810.69	\$ 1,080,713.80	11,651,519.51	8.38%
12-Library	\$ 26,618.45	267,480	267,480	3,526.25	\$ 22,131.89	241,821.86	8.27%
13-Prof Dev	\$ 12,148.99	290,182	290,182	380.00	\$ 18,313.70	271,488.30	6.31%
21-Instruct Admin	\$ 37,385.27	499,845	499,845	17,681.17	\$ 42,991.22	439,172.61	8.60%
23-Campus Admin	\$ 106,914.56	1,170,210	1,170,210	12,610.41	\$ 96,680.26	1,060,919.33	8.26%
31-Counselors	\$ 70,926.63	985,678	985,678	6,538.92	\$ 82,506.54	896,632.54	8.37%
33-Health Services	\$ 24,476.46	466,552	466,552		\$ 40,974.92	425,577.08	8.78%
34-Transportation	\$ 76,387.50	759,341	759,341	79,588.34	\$ 56,754.27	622,998.39	7.47%
36-Co-Curricular	\$ 113,839.20	1,237,814	1,237,814	23,177.17	\$ 133,318.99	1,081,317.84	10.77%
41-Gen Admin	\$ 128,647.46	1,459,981	1,459,981	23,978.64	\$ 139,002.17	1,297,000.19	9.52%
51-Maintenance	\$ 302,768.74	3,656,126	3,656,126	1,066,710.65	\$ 204,089.49	2,385,325.86	5.58%
52-Security	\$ 20,993.74	398,569	398,569	4,564.50	\$ 16,590.98	377,413.52	4.16%
53-Data Services	\$ 87,275.74	390,593	390,593	28,570.18	\$ 90,566.50	271,456.32	23.19%
61-Community Services		400	400			400.00	0.00%
91-Purchase of WADA-Chp 49		2,224,154	2,224,154			2,224,154.00	0.00%
99-Other Intergovernmental charge	\$ 54,196.22	240,000	240,000		\$ 56,816.05	183,183.95	23.67%
00-Other Uses							NA
Total Expenditures and Other Uses	\$ 2,135,689.21	\$ 26,947,969	\$ 26,947,969	1,436,136.92	\$ 2,081,450.78	\$ 23,430,381.30	7.72%
Excess of Revenues Over (Under)							
Expenditures and Other Uses	\$ (1,059,452.98)	\$ (546,781)	\$ (546,781)	(1,436,136.92)	\$ (1,536,249.32)		
Unaudited Fund Balance September 1, 2020		\$ 8,970,686	\$ 8,970,686	-	\$ 8,970,686.06		
Fund Balance Ending - Monthly Reporting Period		\$ 8,423,905	\$ 8,423,905	(1,436,136.92)	\$ 7,434,436.74	\$ (989,468.32)	

Wimberley Independent School District
Detail of Expenditures & Other Uses(Program) - General Fund
for the Month Ending September 30, 2020
(Un-Audited)

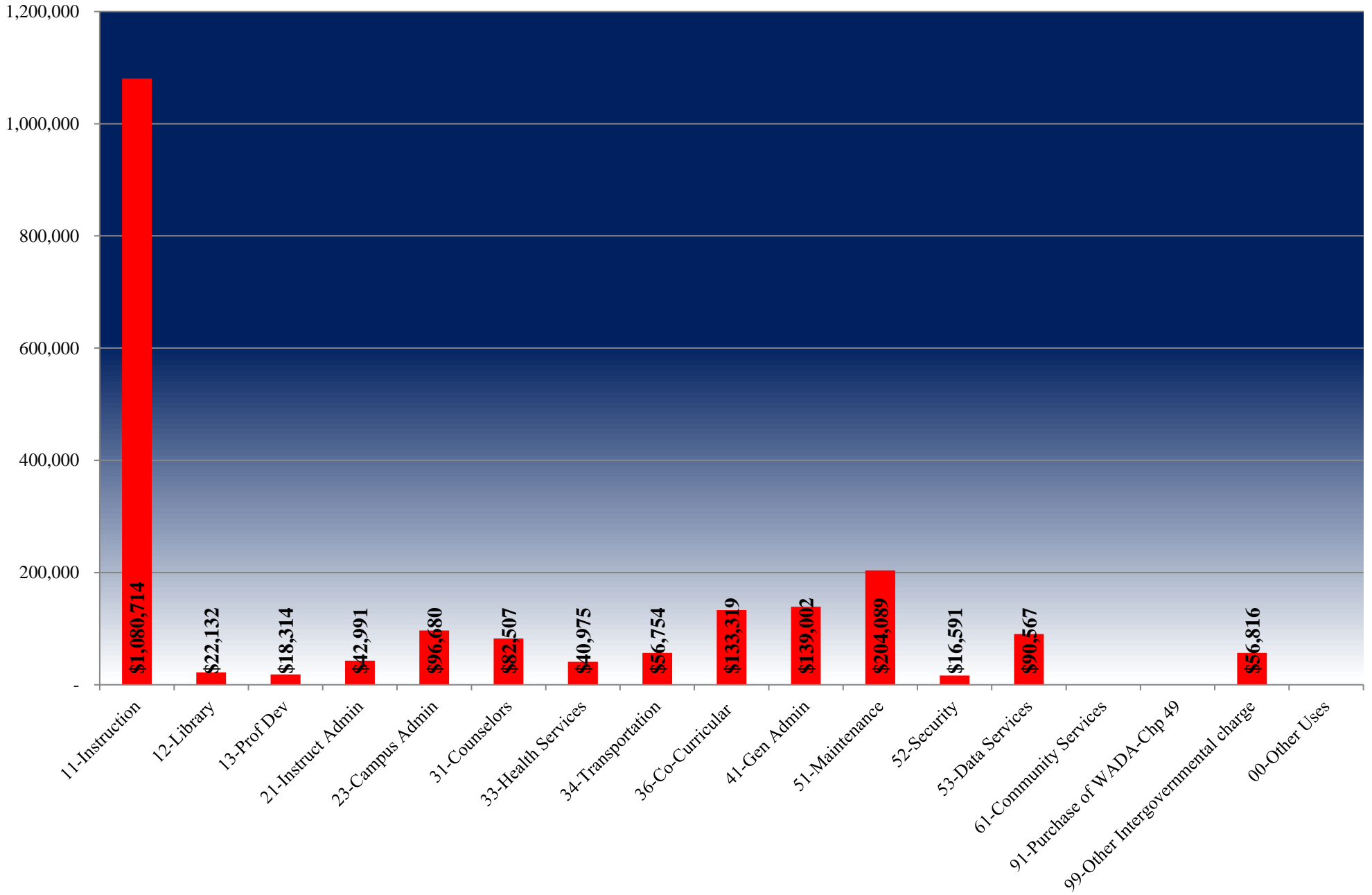
GENERAL FUND

<i>Expenditures and Other Uses by Program Code:</i>	<u>Prior Year</u> <u>Actual Revenues/</u> <u>Expenditures</u>	<u>Original</u> <u>Budget</u>	<u>Revised</u> <u>Budget</u>	<u>Encumbrances</u>	<u>Current Year</u> <u>Actual Revenues/</u> <u>Expenditures</u>	<u>Unrealized/</u> <u>Unexpended</u> <u>Budget</u>	<u>Percentage</u> <u>Y-T-D</u>
11-Basic Educational Services	746,015.39	9,020,725	9,020,725	148,034.59	754,112.16	8,118,578.25	8.36%
21-Gifted and Talented	17,138.39	284,801	284,801	25.00	22,597.58	262,178.42	7.93%
22-Career and Technical	82,505.48	943,922	943,922	8,648.23	82,770.33	852,503.44	8.77%
23-Services to Students with Disabilities	190,045.80	2,186,577	2,186,577	47,965.22	179,865.89	1,958,745.89	8.23%
24-Accelerated Education	25,598.27	373,709	373,709	483.46	30,313.86	342,911.68	8.11%
25-Bilingual Education and Special Language	6,534.69	263,317	263,317	58.99	23,963.83	239,294.18	9.10%
28-Disciplinary Alternative Education (DAEP)	9,169.70	103,966	103,966		8,775.81	95,190.19	8.44%
32-Pre-Kindergarten	26,939.19	303,539	303,539	353.65	24,189.35	278,996.00	7.97%
33-Prekindergarten Special Education Services	6,287.55	74,898	74,898		6,127.69	68,770.31	8.18%
35-Prekindergarten Bilingual Services	140.83	67,764	67,764		5,646.82	62,117.18	8.33%
36-Early Education Allotment	237.50	2,750	2,750			2,750.00	0.00%
37-Dyslexia	7,565.23	155,196	155,196	488.55	12,764.29	141,943.16	8.22%
38-College, Career & Military Readiness	17,802.95	48,359	48,359		4,002.14	44,356.86	8.28%
43-Dyslexia - Special Education		24,912	24,912	54.84	2,427.23		
91-Athletics and Related Activities	104,183.91	1,026,527	1,026,527	18,319.42	116,039.08	892,168.50	11.30%
99-Undistributed	895,524.33	12,067,007	12,067,007	1,211,704.97	807,854.72	10,047,447.31	6.69%
Total Expenditures and Other Uses	2,135,689.21	26,947,969	26,947,969	1,436,136.92	2,081,450.78	23,407,951.37	7.72%

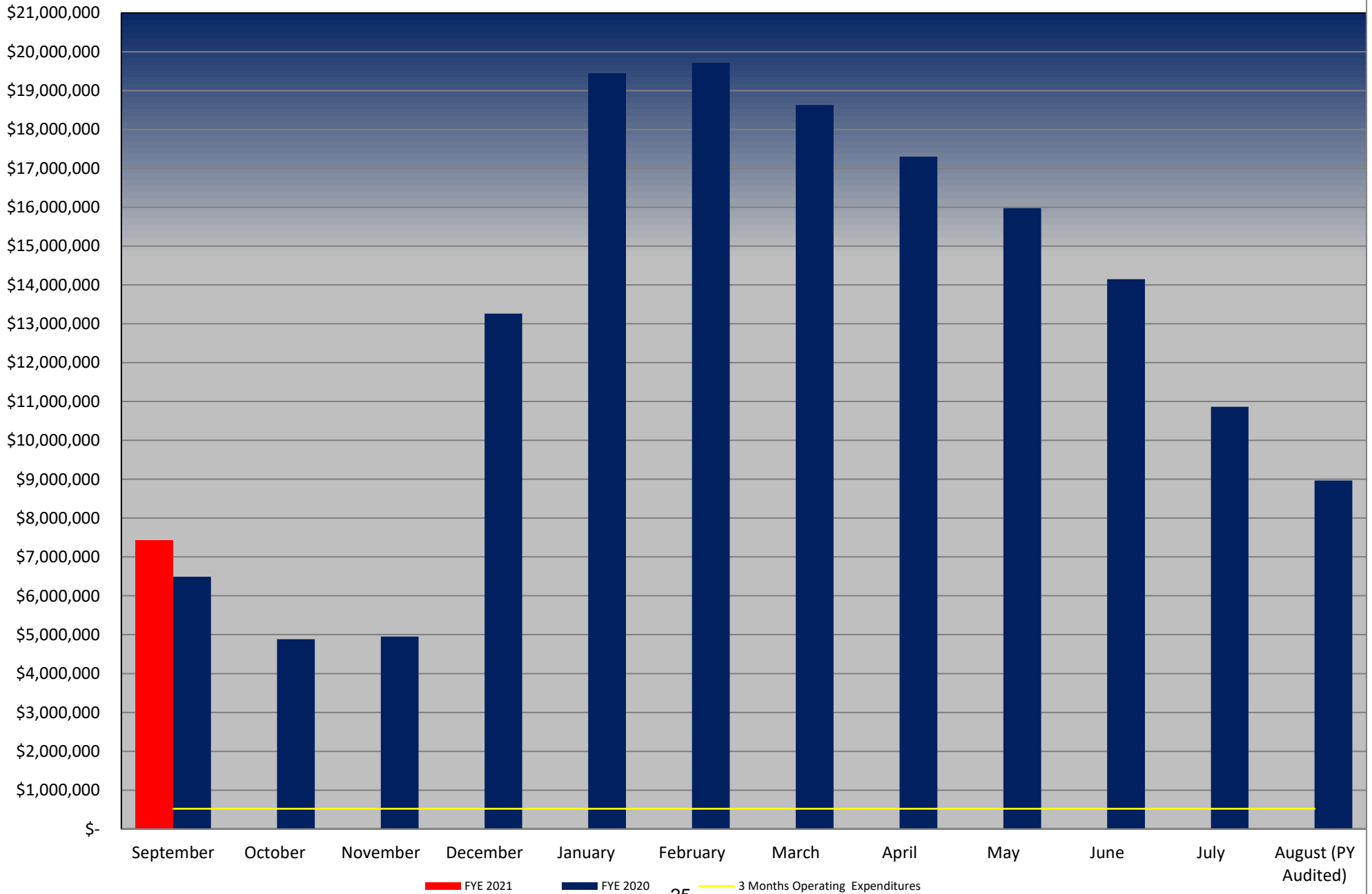
General Fund Revenues Collected to Date



General Fund Expenditures to Date



Fund Balance by Month



Wimberley Independent School District
Statement of Revenues, Expenditures, and Changes in Fund Balance
for the Month Ending September 30, 2020
(Un-Audited)

CHILD NUTRITION FUND						
	<u>Prior Year</u>			<u>Current Year</u>	<u>Unrealized/</u>	
	<u>Actual Revenues/ Expenditures</u>	<u>Original Budget</u>	<u>Revised Budget</u>	<u>Actual Revenues/ Expenditures</u>	<u>Unexpended Budget</u>	<u>Percentage Y-T-D</u>
Revenues and Other Resources:						
Local	\$ 46,655.35	\$ 387,150	\$ 387,150	\$ 21,691.55	\$ (365,458.45)	5.60%
State	-	4,000	4,000	-	(4,000.00)	0.00%
Federal	46,888.77	430,000	430,000	23,747.78	(406,252.22)	5.52%
Other sources	-	-	-	-	-	NA
Total Revenues and Other Resources	\$ 93,544.12	\$ 821,150	\$ 821,150	\$ 45,439.33	\$ (775,710.67)	5.53%
Expenditures and Other Uses:						
35-6100 Payroll	35,089.48	450,502	450,502	\$ 36,045.34	414,456.66	8.00%
35-6200 Professional and Contracted Services	4,359.75	19,084	19,084	-	19,084.00	0.00%
35-6341 Food Supplies	10,053.10	353,991	353,991	\$ 13,150.40	340,840.60	3.71%
35-6342 Non-Food Supplies	1,491.94	33,628	33,628	\$ 2,858.11	30,769.89	8.50%
35-6344 USDA Commodities	-	50,000	50,000	\$ (1,503.60)	51,503.60	-3.01%
35-6349 Miscellaneous Supplies	-	1,835	1,835	-	1,835.00	0.00%
35-6300 Supplies & Materials	2,627.99	22,908	22,908	\$ 70.71	22,837.29	0.31%
35-6400 Food Service Other Operating Expenses	40.41	26,868	26,868	-	26,868.00	0.00%
35-6600 Food Service Capital Expenses	-	-	-	\$ 17,962.00	(17,962.00)	NA
Total Expenditures	\$ 53,662.67	\$ 958,816	\$ 958,816	\$ 68,582.96	\$ 890,233.04	7.15%
Excess of Revenues and Other Resources Over (Under) Expenditures	\$ 39,881.45	\$ (137,666)	\$ (137,666)	\$ (23,143.63)		
Unaudited Fund Balance September 1, 2020		117,968	117,968	117,968.32		
Fund Balance Ending - Monthly Reporting Period		\$ (19,697.68)	\$ (19,697.68)	\$ 94,824.69	\$ 114,522.37	

	Prior Year/Mo.	Current Year/Mo.	Increase/(Decrease)	% Change	Prior	Current	Increase /	%
					Year/Day	Year/Day	(Decrease)	Change
School Breakfast Program Meals Served: (Days)					20	21		
Free-Bkfst	3,290	1,879	(1,411)	-43%	165	89	(76)	-46%
Reduced-Bkfst	262	148	(114)	-44%	13	7	(6)	-46%
Paid-Bkfst	566	778	212	37%	28	37	9	32%
Total	4,118	2,805	(1,313)	-32%	206	133	(73)	-35%
School Lunch Program Meals Served:								
Free-Lunch	9,268	4,536	(4,732)	-51%	463	216	(247)	-53%
Reduced-Lunch	1,148	361	(787)	-69%	57	17	(40)	-70%
Paid-Lunch	8,177	4,880	(3,297)	-40%	409	232	(177)	-43%
Total	18,593	9,777	(8,816)	-47%	929	465	(464)	-50%

	Prior Year/Mo.	Current Year/Mo.	Increase/(Decrease)	% Change
Number of Children approved for Free Meals	738	746	8	1%
Number of Children approved for Reduced Meals	9326	83	(10)	-11%
Total	831	829	(2)	0%

Wimberley Independent School District
Statement of Revenues, Expenditures, and Changes in Fund Balance
for the Month Ending September 30, 2020
(Un-Audited)

DEBT SERVICE FUND

	<u>Prior Year</u> <u>Actual Revenues/</u> <u>Expenditures</u>	<u>Original</u> <u>Budget</u>	<u>Revised</u> <u>Budget</u>	<u>Current Year</u> <u>Actual Revenues/</u> <u>Expenditures</u>	<u>Unrealized/</u> <u>Unexpended</u> <u>Budget</u>	<u>Percentage</u> <u>Y-T-D</u>
Revenues:						
Local Revenue						
Taxes, Current Year Levy	-	\$ 6,439,982	\$ 6,439,982	4,729.13	\$ (6,435,252.87)	0.07%
Taxes, Prior Year	12,881.88	35,000	35,000	(566.26)	(35,566.26)	-1.62%
Penalties, Interest and Other Tax Revenues	3,137.41	25,000	25,000	1,368.52	\$ (23,631.48)	5.47%
Earnings from Investments	3,276.65	50,000	50,000	359.47	(49,640.53)	0.72%
Miscellaneous Revenue	-	-	-	-	-	NA
Local Revenue	\$ 19,295.94	\$ 6,549,982	\$ 6,549,982	\$ 5,890.86	\$ (6,544,091.14)	0.09%
State Revenue						
Additional State Aid for Homestead Exemption	\$ -	\$ -	\$ -	\$ -	-	NA
State Revenue	\$ -	\$ -	\$ -	\$ -	\$ -	NA
Other Sources						
Issuance of Bonds	\$ -	\$ -	\$ -	\$ -	-	NA
Operating Transfer In	\$ -	\$ -	\$ -	\$ -	-	NA
Bond Premium/Discount	\$ -	\$ -	\$ -	\$ -	-	NA
Other Source Revenue	\$ -	\$ -	\$ -	\$ -	\$ -	0.00%
Total Revenue	\$ 19,295.94	\$ 6,549,982.00	\$ 6,549,982.00	\$ 5,890.86	\$ (6,544,091.14)	0.09%
Expenditures:						
71-6511 Bond Principal	-	2,145,000	2,145,000	-	2,145,000.00	0.00%
71-6521 Interest on Bonds	-	3,650,780	3,650,780	-	3,650,780.00	0.00%
71-6599 Other Debt Service Fees	-	10,500	10,500	750.00	9,750.00	7.14%
Total Expenditures	\$ -	\$ 5,806,280	\$ 5,806,280	\$ 750.00	\$ 5,805,530	0.01%
Excess of Revenues						
Over (Under) Expenditures	\$ 19,295.94	\$ 743,702	\$ 743,702	\$ 5,140.86		
Unaudited Fund Balance September 1, 2020		\$ 2,383,461.67	\$ 2,383,461.67	\$ 2,383,461.67		
Fund Balance Ending - Monthly Reporting Period		\$ 3,127,163.67	\$ 3,127,163.67	\$ 2,388,602.53	\$ (738,561.14)	

Wimberley Independent School District
Statement of Revenues, Expenses, and Changes in Equity
for the Month Ending September 30, 2020
(Un-Audited)

	CAPITAL PROJECT FUNDS	
	<u>2018</u>	<u>2019 - 2020</u>
	<u>Capital Projects</u>	<u>Capital Projects</u>
	<u>Program</u>	<u>Total Revenues/</u>
	<u>\$45,500,000</u>	<u>Expenses</u>
<i>Revenues and Other Resources:</i>		
Local	\$ 49,081.32	\$ 49,081.32
State	-	-
Other sources	-	-
Total Revenues and Other Resources	\$ 49,081.32	\$ 49,081.32
<i>Expenses and Other Uses:</i>		
6100 Payroll	-	-
6200 Professional and Contracted Services	-	-
6300 Supplies and Materials	83,918.89	83,918.89
6400 Other Operating Expenses	-	-
6600 Capital Outlay	1,143,985.56	1,143,985.56
8000-Other Uses	-	-
Total Expenses	\$ 1,227,904.45	\$ 1,227,904.45
Excess of Revenues and Other Resources		
Over (Under) Expenses	\$ (1,178,823.13)	\$ (1,178,823.13)
Unaudited Fund Equity September 1, 2020	\$ 3,685,820.75	\$ 3,685,820.75
Fund Balance Ending - Monthly Reporting Period	\$ 2,506,997.62	\$ 2,506,997.62

Wimberley Independent School District
Statement of Revenues, Expenditures, and Changes in Fund Balance
for the Month Ending September 30, 2020
(Un-Audited)

SPECIAL REVENUE FUNDS

	<u>Prior Year</u> <u>Actual Revenues/</u> <u>Expenditures</u>	<u>Revised Budget</u>	<u>Current Year</u> <u>Actual Revenues/</u> <u>Expenditures</u>	<u>Unrealized/</u> <u>Unexpended</u> <u>Budget</u>	<u>Percentage</u> <u>Y-T-D</u>
Revenues:					
Local	\$ -	\$ -	\$ -	\$ -	NA
State	-	96,448	21.46	(96,426.23)	0.02%
Federal	38,963.70	790,420	62,416.52	(728,003.48)	7.90%
Total Revenues	\$ 38,963.70	\$ 886,868	\$ 62,437.98	\$ (824,429.71)	7.04%
Expenditures:					
11-Instruction	13,435.37	798,195	99,360.42	698,834.58	12.45%
12-Library	-	-	-	-	NA
13-Prof Dev	-	47,625	3,542.55	44,082.45	7.44%
21-Instruct Admin	-	-	-	-	NA
31-Counselors	1,369.23	46,097	1,665.33	44,431.67	3.61%
33-Health Services	-	-	-	-	NA
34-Transportation	-	-	-	-	NA
36-Co-Curricular	-	488,807	(40,893.61)	529,700.61	-8.37%
41-Gen Admin	-	-	-	-	NA
51-Maintenance	-	-	-	-	NA
52-Security	-	-	-	-	NA
53-Data Services	-	-	-	-	NA
61-Community Service	-	-	-	-	NA
Total Expenditures	\$ 14,804.60	\$ 1,380,724	\$ 63,674.69	\$ 1,317,049.31	4.61%
Excess of Revenues					
Over (Under) Expenditures	\$ 24,159.10	\$ (493,856.31)	\$ (1,236.71)		
Unaudited Fund Balance September 1, 2020		\$ -	\$ -	\$ -	
Fund Balance Ending - Monthly Reporting Period		\$ (493,856.31)	\$ (1,236.71)	\$ 492,619.60	

Wimberley Independent School District
Statement of Revenues, Expenses, and Changes in Equity
for the Month Ending September 30, 2020
(Un-Audited)

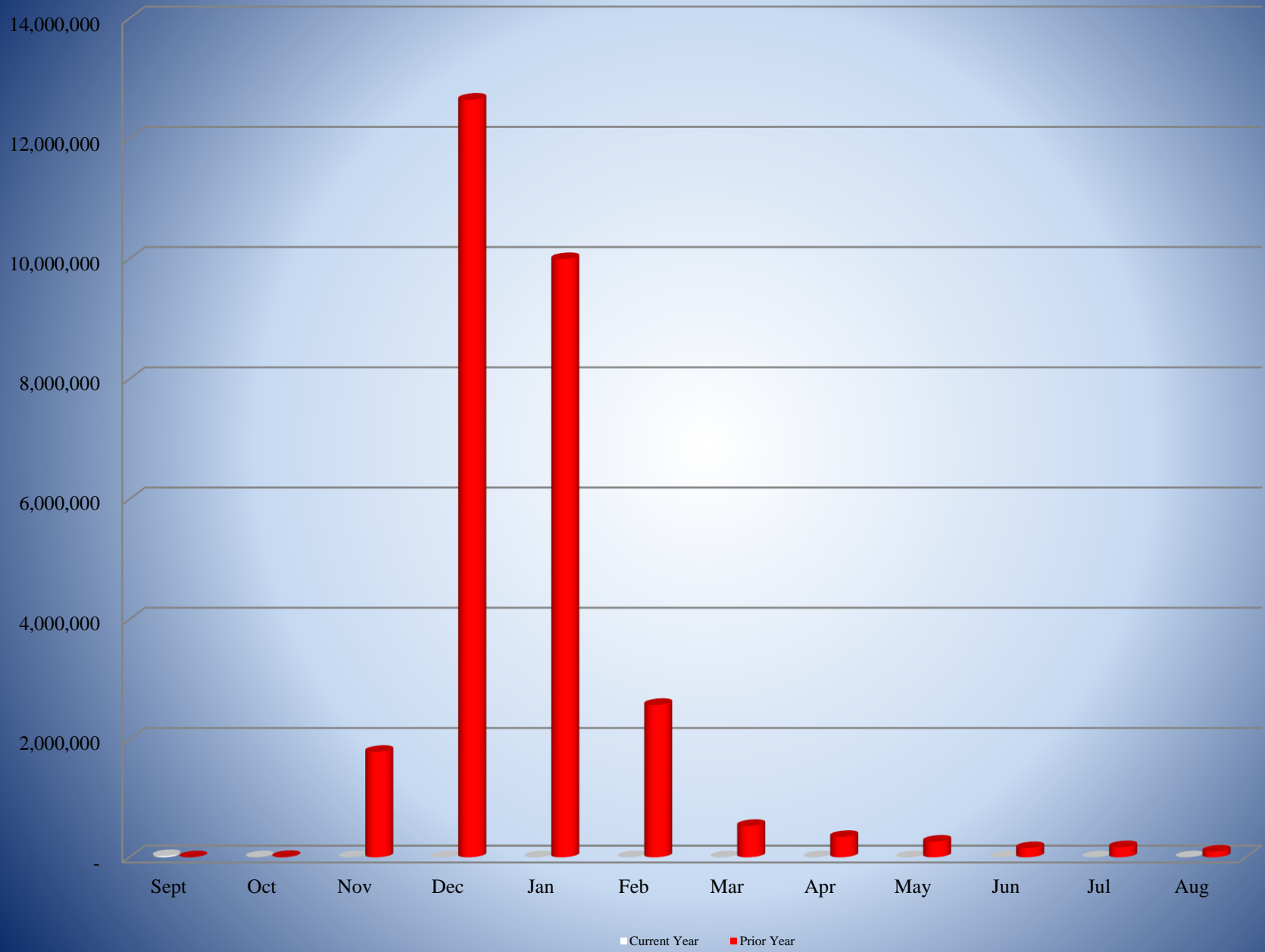
ENTERPRISING FUNDS

	<u>2020-2021</u> <u>Scudder</u> <u>After School</u> <u>Program</u>	<u>2020-2021</u> <u>Jacob's Well</u> <u>After School</u> <u>Program</u>	<u>2020-2021</u> <u>Scudder</u> <u>Pre-K</u> <u>Program</u>	<u>2020-2021</u> <u>Total Revenues/</u> <u>Expenses</u>
<i>Revenues and Other Resources:</i>				
Local	\$ 23,219.62	\$ 13,651.56	\$ 68,847.70	\$ 105,718.88
State	214.59	73.79	1,041.76	1,330.14
Other sources	-	-	-	-
Total Revenues and Other Resources	\$ 23,434.21	\$ 13,725.35	\$ 69,889.46	\$ 107,049.02
<i>Expenses and Other Uses:</i>				
6100 Payroll	3,052.74	1,158.84	16,449.02	20,660.60
6200 Professional and Contracted Services	-	48.07	-	48.07
6300 Supplies and Materials	-	17.58	-	17.58
6400 Other Operating Expenses	-	-	-	-
6600 Capital Outlay	-	-	-	-
8000-Other Uses	-	-	-	-
Total Expenses	\$ 3,052.74	\$ 1,224.49	\$ 16,449.02	\$ 20,726.25
Excess of Revenues and Other Resources				
Over (Under) Expenses	\$ 20,381.47	\$ 12,500.86	\$ 53,440.44	\$ 86,322.77
Unaudited Fund Equity September 1, 2020	\$ 20,352.50	\$ 65,454.97	\$ 42,156.19	\$ 127,963.66
Fund Balance Ending - Monthly Reporting Period	\$ 40,733.97	\$ 77,955.83	\$ 95,596.63	\$ 214,286.43

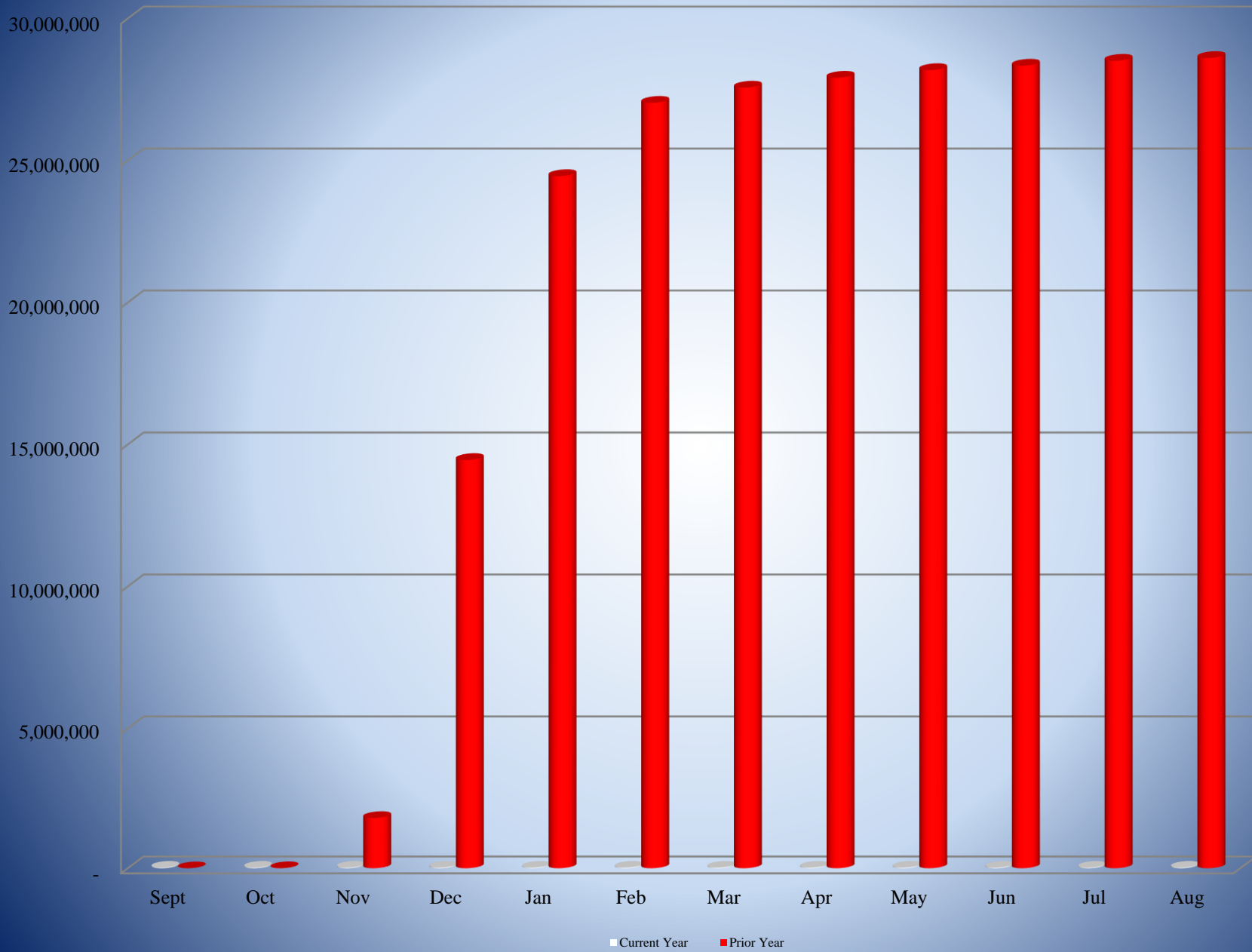
Wimberley Independent School District
Monthly Tax Collection Report
for the Month Ending September 30, 2020

	Prior Year 2019-2020				Current Year 2020 - 2021			
	<u>General Fund</u>	<u>Debt Service Fund</u>	<u>Total</u>	<u>% of Levy</u>	<u>General Fund</u>	<u>Debt Service Fund</u>	<u>Total</u>	<u>% of Levy</u>
<u>Current Month Tax Collections:</u>								
5711 Taxes-Current Year Tax Levy	\$ -	\$ -	\$ -	0.00%	\$ 17,628.31	\$ 4,729.13	\$ 22,357.44	0.07%
5712 Taxes-Delinquent Collections	\$ 62,880.56	\$ 12,881.88	\$ 75,762.44		\$ (2,272.47)	\$ (566.26)	\$ (2,838.73)	
5719 Penalties and Interest	\$ 16,865.77	\$ 3,137.41	\$ 20,003.18		\$ 5,185.41	\$ 1,368.52	\$ 6,553.93	
Total Current Month Collections	\$ 79,746.33	\$ 16,019.29	\$ 95,765.62		\$ 20,541.25	\$ 5,531.39	\$ 26,072.64	
<u>Fiscal Year to Date Collections:</u>								
5711 Taxes-Current Year Tax Levy	\$ -	\$ -	\$ -	0.00%	\$ 17,628.31	\$ 4,729.13	\$ 22,357.44	0.07%
5712 Taxes-Delinquent Collections	\$ 62,880.56	\$ 12,881.88	\$ 75,762.44		\$ (2,272.47)	\$ (566.26)	\$ (2,838.73)	
5719 Penalties and Interest	\$ 16,865.77	\$ 3,137.41	\$ 20,003.18		\$ 5,185.41	\$ 1,368.52	\$ 6,553.93	
Total Revenue Collected	\$ 79,746.33	\$ 16,019.29	\$ 95,765.62		20,541.25	5,531.39	26,072.64	
Total Budgeted Tax Revenue (Current, Delinquent, Penalty & Interest)	\$ 22,990,000.00	\$ 6,154,000.00	\$ 29,144,000.00		\$ 22,870,365.00	\$ 6,499,982.00	\$ 29,370,347.00	
Percentage of Budget Collected	0.35%	0.26%	0.33%		0.09%	0.09%	0.09%	

Month to Date Tax Collections Current Levy



Year to Date Tax Collections Current Levy

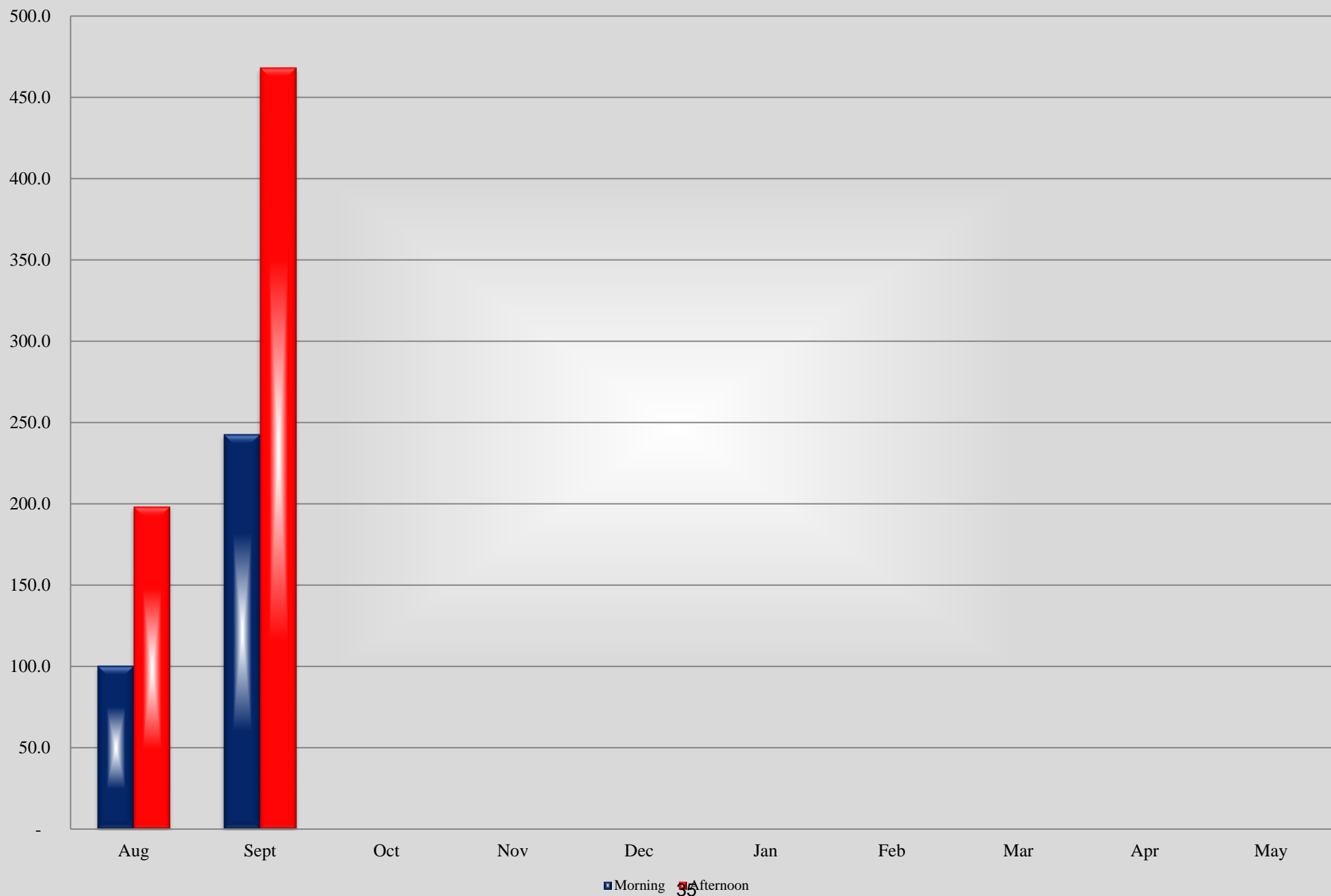


Wimberley Independent School District
Summary of Transportation - Student Riders
for the Month Ending September 30, 2020

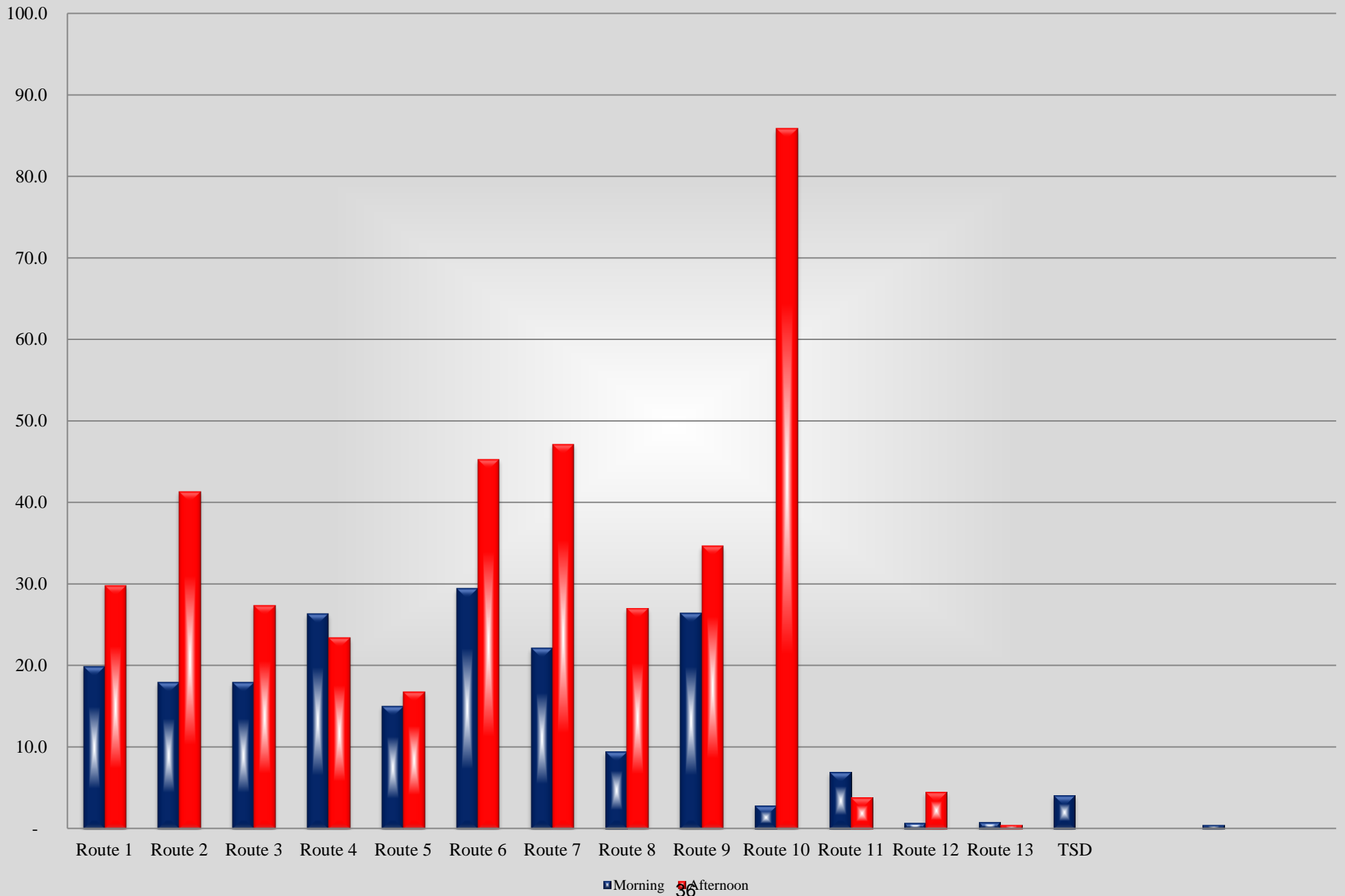
	Days:	9	21									30	<u>Average</u>	<u>Daily</u>	<u>Annual</u>
<u>Morning:</u>	<u>Aug</u>	<u>Sept</u>	<u>Oct</u>	<u>Nov</u>	<u>Dec</u>	<u>Jan</u>	<u>Feb</u>	<u>Mar</u>	<u>Apr</u>	<u>May</u>	<u>Total</u>	<u>Ridership</u>	<u>Mileage</u>	<u>Mileage</u>	
Route 1	64.0	532.0									596.0	19.9	43.57	1307.10	
Route 2	110.0	428.0									538.0	17.9	34.27	1028.10	
Route 3	79.0	458.0									537.0	17.9	41.32	1239.60	
Route 4	115.0	675.0									790.0	26.3	32.21	966.30	
Route 5	68.0	382.0									450.0	15.0	31.34	940.20	
Route 6	104.0	779.0									883.0	29.4	30.91	927.30	
Route 7	85.0	579.0									664.0	22.1	35.94	1078.20	
Route 8	35.0	248.0									283.0	9.4	23.26	697.80	
Route 9	126.0	666.0									792.0	26.4	24.60	738.00	
Route 11	15.0	70.0									85.0	2.8	16.83	504.90	
Route 12	32.0	175.0									207.0	6.9	30.38	911.40	
Route 13	10.0	10.0									20.0	0.7	55.80	1674.00	
Route 14	10.0	14.0									24.0	0.8	33.55	1006.50	
Route 15	46.0	75.0									121.0	4.0	38.24	1147.20	
Route 16	-	-									-	-	0.00	0.00	
Route 17	2.0	10.0									12.0	0.4	19.26	577.80	
TSD	-	-									-	-	0.00	0.00	
Total	901.0	5,101.0	-	-	-	-	-	-	-	-	6,002.0	200.1	491.48	14744.40	
Average number of students	100.1	242.9	-	-	-	-	-	-	-	-	200.1				

	<u>August</u>	<u>September</u>	<u>October</u>	<u>November</u>	<u>December</u>	<u>January</u>	<u>February</u>	<u>March</u>	<u>April</u>	<u>May</u>	<u>Total</u>	<u>Average</u>	<u>Daily</u>	<u>Annual</u>
<u>Afternoon:</u>											<u>Ridership</u>	<u>Mileage</u>	<u>Mileage</u>	
Route 1	121.0	774.0									895.0	29.8	45.23	1356.90
Route 2	239.0	1,001.0									1,240.0	41.3	35.50	1065.00
Route 3	125.0	696.0									821.0	27.4	47.21	1416.30
Route 4	68.0	633.0									701.0	23.4	36.04	1081.20
Route 5	69.0	432.0									501.0	16.7	37.31	1119.30
Route 6	186.0	1,173.0									1,359.0	45.3	30.77	923.10
Route 7	179.0	1,235.0									1,414.0	47.1	36.75	1102.50
Route 8	118.0	691.0									809.0	27.0	29.26	877.80
Route 9	172.0	867.0									1,039.0	34.6	30.75	922.50
Route 10	473.0	2,104.0									2,577.0	85.9	22.27	
Route 11	9.0	104.0									113.0	3.8	26.21	786.30
Route 12	18.0	116.0									134.0	4.5	36.79	1103.70
Route 13	6.0	6.0									12.0	0.4	55.67	1670.10
TSD	-	-									-	-	0.00	0.00
Total	1,783.0	9,832.0	-	-	-	-	-	-	-	-	11,615.0	387.2	469.76	13424.70
Average number of students	198.1	468.2	-	-	-	-	-	-	-	-	387.2			
Average daily mileage														961.24

Total Average Number of Students



Average Ridership by Routes



AGENDA ITEMS

FY20

Monthly

Action	POLICY - Updates, Local amendments		
Consent	Budget Amendment, Student enrollment, Minutes		
Presentation	Campus, Community, Business Recognition		
Reports	Health, Safety, SRO	SRO included w/packet	
	CFO	Financials, check register	
	Principals, Spec Edu Director	incl in packet	
	Athletic Director	Athletic Events	
	Curriculum		
	Superintendent	Auxiliary & Para-professional activity	
Board President	Agenda calendar		
O C T	Reports	Superintendent	Bond update
	Reports	Board President	Agenda Calendar, Board training report
N O V	Canvassing	November BOT Election	
	Action	Board members take the Oath of Office	
	Election	Board officers	
D E C	Reports	Health	SHAC Report
	Action	Supt Evaluation process & evaluation instrument	
	Consent	Annual Financial Audit	
	Reports	Curriculum	Annual Bi-Lingual Report
	Reports	Superintendent	activity
	Reports	Board President	Annual review of Board Committee Assignments
J A N		Board President	Schedule teambuilding date
		NOTE: Superintendent evaluation workshop	
	Closed	Supt Evaluation	
F E B	Public Hearing	Financial Integrity Rating System of TX (FIRST) Report	
	Action	District calendar	DEIC Recommendations
	Closed	TAPR	
M A R		Adm contracts - D.Howard, M.Santiago, J.Valentine, G.Howard, A.Pope, D.Richardson,	
	Consent	IMAT Certification	
	Consent	Textbook selection	
	Closed		Teacher contract renewals
A P R	Reports	Principals, Spec Edu Director	JH/WHs Course Book
	Consent	Textbook Adoption	
	Reports	CFO	update on budget development status
M a y	Discussion	Discussion & appv of addl staffing	
	Consent	Destruction of Records	
J U N	Reports	CFO	program, fund balance, financials, preliminary
	Reports	Curriculum	Preliminary test data report
	Reports	Board President	Agenda resolution, budget workshop
J U L	Action	Student Code of Conduct	
	Discussion	Student / Parent Handbook	
	Consent	RESOLUTION - Hazardous traffic conditions	
	Curriculum	District Improvement Plan	
	Reports	CFO	budget workshop
	Reports	CFO	Chapter 49 contract
A	Workshop	Budget Workshop	
	Action	RESOLUTION - contract extension	Perdue, Brandon, Fielder, Collins & Mott
	Action	ELECTION: Nov election	
Reports	Status Report - Perdue, Brandon, Fielder, Collins & Mott LLP		

U G	Principals	Campus Improvement Plan	JWE, Danforth, WHS
	Reports	Superintendent	
	Reports	Board President	Election timeline
	Workshop	Budget Workshop	
B U D G E T	Action	Compensatory Education Budget	
	Action	Compensation Plan used to calculate salaries budget	
	Action	BUDGET: adoption of budget	
	Action	TAX RATE: adoption of WISD Tax Rate	
	Action	BUDGET: final budget amendment	
	Public Hearing	proposed budget and tax rate	
S E P	Consent	Textbook Adoption Committee List	
	Principals	Campus Improvement Plan	Blue Hole Primary
	Reports	Health, Safety, SRO	Annual Student Health Advisory Committee
	Reports	Superintendent	Bond update
	Reports	Board President	Election Calendar, Agenda Calendar

General Election Timeline

November 3, 2020

Places 6 and 7

- ✓ **June 18, 2020:** Deadline to post Notice of Candidate filing deadline
- ✓ **July 18, 2020:** First day to file for place on ballot (Saturday). WISD will accept applications on Monday, July 20, 2020.
- ✓ **August 17, 2020:** Last day to file for place on ballot (Deadline 5:00 p.m.)
- ✓ **August 17, 2020:** Last day to order the general election – Regular Board Meeting

* Order the General Election DEADLINE

✓ * Contract with Hays County Election Administrator

✓ * InterLocal with Hays County Election Administrator

- ✓ **August 21, 2020:** Last day to file a Declaration of Write-in Candidacy
- ✓ **August 24, 2020:** *First day to CANCEL election, if **all** places are unopposed.*

✓ **Recommended deadline to hold Ballot Position Drawing for Candidates, if two or more filed for a single place*

October 13-November 1, 2020: Early Voting in person

November 3, 2020: Uniform Election Day (7:00 a.m. - 7:00 p.m.)

November 6 - 17, 2020: Canvass election