

# Agenda of Regular Meeting

## The Board of Trustees Floydada Independent School District

---

A Regular Meeting of the Board of Trustees of Floydada Independent School District will be held October 30, 2020, beginning at 12:00 PM in the Board Conference Room  
226 West California  
Floydada, TX 79235.

The subjects to be discussed or considered or upon which any formal action may be taken are listed below. Items do not have to be taken in the same order as shown on this meeting notice. Unless removed from the consent agenda, items identified within the consent agenda will be acted on at one time.

1. Call to Order
2. Invocation
3. Pledge of Allegiance
4. Public Comments
5. Items of Consent
  - A. Approve the Minutes from the September 15, 2020 Special Meeting and Regular Meeting 3
  - B. Review Payment of the September 2020 Bills 7
  - C. Approve November Regular Board Meeting for November 19, 2020 at 6:00 pm with the Public Hearing for the District's FIRST Rating During the Regular Meeting
  - D. Consideration and Possible Action on FISD Investment Policy CDA (LOCAL) 17
  - E. Confirm Accepted Resignations
  - F. Approve Employment of Personnel 22
  - G. Administrators' Reports
6. Tax Report 23


7. Approve Amendments to the 2020-2021 Budget	24
8. Discussion and Possible Action on FCISD Remote Learning	25
9. Collegiate Edu-Nation Report	28
10. Superintendent's Report	
11. Future Items for Discussion	
12. Adjourn	

---

If, during the course of the meeting, discussion of any items on the agenda should be held in a closed meeting, the Board will conduct a closed meeting in accordance with the Open Meetings Act, Chapter 551, Government Code, Subchapters D & E. Before any closed meeting is convened, the presiding officer will publicly identify the section or sections of the Act authorizing the closed meeting. All final votes, actions, or decisions will be taken in open meeting. Board of Trustees meetings is available to all persons regardless of disability. If you require assistance, please contact the school business office located at 226 West California, Floydada, Texas or call 983-5167 at least 24 hours in advance of meeting.

The notice for this meeting was posted in compliance with the Texas Open Meetings Act on Tuesday, October 27, 2020 at 11:15 am.

For the Board of Trustees



# Minutes of Regular Meeting

## The Board of Trustees Floydada Independent School District

---

A Regular Meeting of the Board of Trustees of Floydada Independent School District was held Tuesday, September 15, 2020, beginning at 7:00 PM in the Board Conference Room, 226 West California.

Board members present were Lyle Miller, Brianne Glasscock, Eric Smith, Roger Hughes, Beverly Collins, Kay Brotherton, and Gracie Diaz. There was a quorum present.

1. Lyle Miller called the meeting to order at 7:00 p.m.
2. Kay Brotherton led the Invocation.
3. Lyle Miller led the Pledge of Allegiance.
4. There were no public comments.
5. Eric Smith made the motion to approve the following items of consent. Brianne Glasscock seconded the motion. The vote was unanimous in favor of the motion.
  - A. Approve the minutes from August 25, 2020 Special Meeting, Public Hearing, and Regular Meeting
  - B. Review Payment of August 2020 Bills
  - C. Approve the October Regular Board Meeting for October 13, 2020 7p.m.
  - D. Administrators' Report
  - E. Approve District and Campus Improvement Plans
  - F. Confirm Resignations: Olga Lerma (Teaching Assistant @Duncan)  
Rosalinda Irlas (Cafeteria Lead @Duncan, resignation Effective Dec. 31, 2020)

6. Superintendent, Dr. Gilbert Trevino, presented the tax report and investment report .

<b>TAX REPORT</b>			
<b>AS OF AUGUST 31, 2020</b>			
<b>TAX</b>	<b>CURRENT TAX LEVY</b>	<b>CURRENT COLLECTED</b>	<b>PERCENT COLLECTED</b>
<b>M&amp;O</b>	\$2,594,532.89	\$2,561,647.55	98.733%
<b>I&amp;S</b>	\$1,100,129.77	\$1,086,185.79	
<b>M&amp;O COLLECTED THIS TIME LAST YEAR</b>			
		\$2,672,788.14	98.483%
<b>I&amp;S COLLECTED THIS TIME LAST YEAR</b>			
		\$980,022.41	
<b>M&amp;O ON 313 AGREEMENTS</b>			
	\$854,680.04	\$854,680.04	100%
<b>I&amp;S ON 313 AGREEMENTS</b>			
	\$2,342,620.61	\$2,342,620.61	100%
<b>M&amp;O ON 313 COLLECTED THIS TIME LAST YEAR</b>			
		\$936,000.04	100%
<b>I&amp;S ON 313 COLLECTED THIS TIME LAST YEAR</b>			
		\$2,436,614.95	100%

7. Roger Hughes made the motion to enter into a transportation supply agreement with Producers Co-op. Kay Brotherton seconded the motion. The vote was unanimous in favor of the motion.
8. Eric Smith made the motion for an Annual Homecoming. Gracie Diaz seconded the motion. The vote was unanimous in favor of the motion.
9. Collegiate Edu- Nation Report
10. Superintendent's Report
11. Future items for discussion.
12. The meeting adjourned at 7:26 p.m.

These minutes are respectfully submitted by:

---

President

---

Secretary

---

Date

Unapproved

# Minutes of Special Meeting

## The Board of Trustees Floydada Independent School District

---

A Special Meeting of the Board of Trustees of Floydada Independent School District was held, September 15, 2020 beginning at 6:00 PM regarding the construction site located at 215 North White Street.

Board members present were: Lyle Miller, Eric Smith, Roger Hughes, Beverly Collins, Gracie Diaz, and Brianne Glasscock. Board Member, Kay Brotherton, was absent. There was a quorum present.

1. Lyle Miller called the meeting to order at 6:00 p.m.
2. Tour of the construction site located at 215 North White Street
3. The meeting adjourned at 6:40 p.m.

These minutes are respectfully submitted by:

\_\_\_\_\_  
President

\_\_\_\_\_  
Secretary

\_\_\_\_\_  
Date

Check Nbr	Paid Date	Payee	Amount	EFT
002573	09-01-2020	PROSPERITY BANK	79.80	N
002574	09-02-2020	11 P-CARD	145.87	N
002575	09-04-2020	LEXIE RAMOS	71.00	N
002576	09-18-2020	SAM'S CLUB	179.30	N
002577	09-18-2020	11 P-CARD	73.41	N
040637	09-02-2020	FLOYD CO TAX ASSESSOR-COL	37.50	N
040638	09-02-2020	FOLLETT SCHOOL SOLUTIONS, INC	2,592.16	N
040639	09-02-2020	GOEN & GOEN	175.00	N
040640	09-02-2020	LEGEND INSURANCE AGENCY	1,256.57	N
040641	09-02-2020	QUALITY BODY SHOP	3,669.62	N
040642	09-02-2020	SYSTEMS DESIGN	2,509.50	N
040643	09-02-2020	TASA REGION 17 STUDY GROUP	25.00	N
040644	09-02-2020	TASB	7,278.25	N
040645	09-02-2020	TASB	3,050.00	N
040646	09-02-2020	OLTON ISD-TACS, REGION 17	50.00	N
040647	09-02-2020	TEXAS RURAL EDUCATION ASSOCIATION	625.00	N
040648	09-02-2020	UNIFIED LIFE INSURANCE CO	30,325.00	N
040649	09-04-2020	DIGITAL AIR CONTROL, INC	8,802.00	N
040650	09-04-2020	FLOYD CO APPRAISAL	13,263.76	N
040651	09-04-2020	ELIZABETH HANNA	1,250.00	N
040652	09-04-2020	KEIVON JOHNSON	1,250.00	N
040653	09-04-2020	TASB	7,134.00	N
040654	* 09-04-2020	TEXAS ASSOC OF RURAL SCHOOLS	.00	N
040655	09-04-2020	TIMECLOCK PLUS	2,893.88	N
040668	09-09-2020	BIG GAME FOOTBALL FACTORY	1,028.87	N
040669	09-09-2020	CLAIMS ADMINISTRATIVE SERVICE, INC	109,945.00	N
040670	09-09-2020	FLOYD CO SUPPLY	657.06	N
040671	09-09-2020	FLOYDADA ROTARY CLUB	188.00	N
040672	09-09-2020	LUBBOCK ISD	17,154.00	N
040673	09-09-2020	ANA MARIA MORA	245.00	N
040674	09-09-2020	RESPONSIVE SERVICES INTERNATIONAL	1,950.00	N
040675	09-09-2020	SCRIPT PRINTING, INC	604.13	N
040676	09-09-2020	TASA	850.00	N
040677	09-09-2020	TEXAS ASSOC COMMUNITY SCHOOLS	550.00	N
040678	09-09-2020	VINCE'S GLASS SHOP	1,326.00	N
040679	09-09-2020	THE VIRTUAL MEET EXPERIENCE, LLC	549.00	N
040681	09-10-2020	UNIVERSITY INTERSCHOLASTIC	1,600.00	N
040682	09-11-2020	ACE HARDWARE	9.49	N
040683	09-11-2020	ALERT SERVICES INC	117.00	N
040684	09-11-2020	RYAN BADING	120.00	N
040685	09-11-2020	CORNELIUS BROOKS	120.00	N
040686	09-11-2020	MARK CUTRIGHT	120.00	N
040687	09-11-2020	OWENS, NICHOLAS	125.00	N
040688	09-11-2020	RODNEY L GARCIA	85.00	N
040689	09-11-2020	BRODERICK JACKSON	85.00	N
040690	09-11-2020	SKYLER JENNINGS	85.00	N
040691	09-11-2020	LCU ATHLETICS - CROSS COUNTRY	146.00	N

Check Nbr	Paid Date	Payee	Amount	EFT
040692	09-11-2020	JEFF NICHOLSON	120.00	N
040693	09-11-2020	CARL J SAVAGE	120.00	N
040694	09-11-2020	JAMES L SUMMERS II	85.00	N
040699	09-16-2020	AMERICAN BAND ACCESSORIES	739.33	N
040700	09-16-2020	B & J WELDING SUPPLY	268.56	N
040701	09-16-2020	CODY BALLARD	185.00	N
040702	09-16-2020	CARDINALS SPORT CENTERS	3,284.60	N
040703	09-16-2020	CLEAR-VU AUTO GLASS	1,539.98	N
040704	09-16-2020	TIMOTHY SCOTT CRONE	10,100.00	N
040705	09-16-2020	FLOYDADA BAND PARENTS ASSOC.	18.00	N
040706	09-16-2020	MARCUS GONZALES	185.00	N
040707	09-16-2020	INDECO SALES, INC	947.44	N
040708	09-16-2020	LIT CRIT COACH, LLC	99.00	N
040709	09-16-2020	AURTHUR LEWIS MCINTEE JR	185.00	N
040710	09-16-2020	PROSPERITY BANK	300.00	N
040711	09-16-2020	QUILL CORPORATION	1,605.32	N
040712	09-16-2020	RC TAYLOR DISTRIBUTING	286.34	N
040713	09-16-2020	LUIS SAENZ	750.00	N
040714	09-16-2020	KENNETH SMITH	185.00	N
040715	09-16-2020	SUDDENLINK B2B	1,750.00	N
040716	09-16-2020	TASB	1,900.00	N
040721	09-18-2020	APPLE INC	1,352.21	N
040722	09-18-2020	ATMOS ENERGY	55.87	N
040723	09-18-2020	CARDINALS SPORT CENTERS	564.35	N
040724	09-18-2020	ANA MARIA MORA	50.00	N
040725	09-18-2020	PLAINVIEW RED RAGE BOOSTER CLUB INC	164.00	N
040726	09-18-2020	PROSPERITY BANK	70.00	N
040727	09-18-2020	SAM'S CLUB	203.88	N
040728	09-18-2020	SPORTDECALS, INC.	25.00	N
040729	09-22-2020	CODY BALLARD	135.00	N
040730	09-22-2020	CARDINALS SPORT CENTERS	14,452.60	N
040731	09-22-2020	COCA-COLA BOTTLERS' SALES & SERVICE	187.20	N
040732	09-22-2020	JUSTIN CORK	135.00	N
040733	09-22-2020	MARCUS GONZALES	135.00	N
040734	09-22-2020	LUBBOCK SPORTS MEDICINE ASSOCIATES	28,250.00	N
040735	09-22-2020	THE AFTERMARKET PARTS COMPANY, LLC	302.76	N
040736	09-22-2020	AURTHUR LEWIS MCINTEE JR	135.00	N
040737	09-22-2020	EDUCATION SERVICE CENTER	1,458.00	N
040738	09-22-2020	RIDDELL-ALL AMERICAN	5,400.93	N
040739	09-22-2020	SAM'S CLUB	192.60	N
040740	09-22-2020	TASBO	405.00	N
040742	09-22-2020	MARIA CUELLAR	50.00	N
040743	09-22-2020	ARMANDO ENRIQUEZ	100.00	N
040744	09-22-2020	CHARLES BRENT SANDERS	50.00	N
040745	09-22-2020	ABELARDO ENRIQUEZ	100.00	N
040746	09-22-2020	CARMEN ALVAREZ	75.00	N
040747	09-22-2020	JAVIER GARZA	50.00	N

Check Nbr	Paid Date	Payee	Amount	EFT
040748	09-22-2020	INDIRA PAZ	50.00	N
040749	09-22-2020	MUNOZ, CARLOS	80.00	N
040750	09-22-2020	HECTOR RODRIGUEZ	50.00	N
040751	09-22-2020	SUDAN ISD	94.00	N
040752	09-22-2020	MARTHA GARZA	50.00	N
040753	09-22-2020	DORCAS BAKER	50.00	N
040754	09-22-2020	ERIC SMITH	50.00	N
040755	09-22-2020	STAMFORD ISD	94.00	N
040756	09-22-2020	FIDEL VALDES	50.00	N
040758	09-25-2020	AT & T	1,038.14	N
040759	09-25-2020	D'S PEST CONTROL, INC	135.00	N
040760	09-25-2020	DIGITAL AIR CONTROL, INC	734.50	N
040761	09-25-2020	ELI GUTIERREZ	1,000.00	N
040762	09-25-2020	LUBBOCK CORONADO CROSS COUNTRY	150.00	N
040763	09-25-2020	BRAD MCNEILL	8,680.00	N
040764	09-25-2020	OFFICE DEPOT	129.33	N
040765	09-25-2020	PLAY THERAPY SUPPLY LLC	101.97	N
040766	09-25-2020	PRODUCERS COOP	1,343.80	N
040767	09-25-2020	SAM'S CLUB	186.17	N
040768	09-25-2020	SAM'S CLUB	1,272.84	N
040769	09-25-2020	SOUTH PLAINS CLOSING THE GAP	250.00	N
040770	09-25-2020	TASBO	305.00	N
040771	09-25-2020	WESTERNER BAND BOOSTERS	250.00	N
040772	09-25-2020	CAROLYN WINK	2,500.00	N
040773	09-30-2020	ABERNATHY ATHLETICS	140.00	N
040774	09-30-2020	CODY BALLARD	130.00	N
040775	09-30-2020	RODNEY L GARCIA	120.00	N
040776	09-30-2020	MARCUS GONZALES	250.00	N
040777	09-30-2020	HARRIS RATING SYSTEM	99.00	N
040778	09-30-2020	AURTHUR LEWIS MCINTEE JR	250.00	N
040779	09-30-2020	ORIENTAL TRADING CO. INC.	349.73	N
040780	09-30-2020	TRAVIS PURSELL	130.00	N
040781	09-30-2020	CHRIS RILEY	120.00	N
040782	09-30-2020	KENNETH SMITH	120.00	N
040783	09-30-2020	TARPLEY MUSIC COMPANY, INC	7,299.16	N
040784	09-30-2020	TX DEPT OF LICENSING & REG.	20.00	N
040785	09-30-2020	VOYAGER SOPRIS LEARNING	383.90	N
091400	09-01-2020	PROSPERITY BANK	300.00	N
091401	09-15-2020	2 P-CARD	20.00	N
091402	09-16-2020	WARE P-CARD	5.00	N
091403	09-16-2020	PROSPERITY BANK	50.00	N
091404	09-18-2020	1 P-CARD	332.10	N
091405	09-18-2020	5 P-CARD	691.54	N
091406	09-18-2020	8 P-CARD	214.95	N
091407	09-18-2020	9 P-CARD	1,001.87	N
091408	09-18-2020	MUNOZ P-CARD	510.00	N
091409	09-22-2020	2 P-CARD	611.86	N

Check Nbr	Paid Date	Payee	Amount	EFT
091410	09-22-2020	11 P-CARD	71.96	N
091411	09-22-2020	14 P-CARD	105.00	N
091412	09-25-2020	FISD ACTIVITY	200.00	N
091413	09-29-2020	1 P-CARD	94.37	N
091414	09-29-2020	8 P-CARD	351.56	N
091415	09-29-2020	2 P-CARD	136.00	N
091416	09-29-2020	9 P-CARD	257.00	N
091520	09-15-2020	TX CHILD SUPPORT SDU	176,671.90	N
E00151	09-09-2020	NWEA	15,073.75	Y
E00152	09-09-2020	POWERSCHOOL GROUP, LLC	6,164.45	Y
E00153	09-18-2020	AMAZON CAPITAL SERVICES, INC	226.67	Y
E00154	09-22-2020	AMAZON CAPITAL SERVICES, INC	546.10	Y
E00155	09-25-2020	AMAZON CAPITAL SERVICES, INC	829.12	Y
E00156	09-25-2020	RENAISSANCE LEARNING, INC	8,300.00	Y

**Grand Totals 543,970.88**

End of Report

\* Indicates voided check

Floydada Independent School District  
 General, Athletic and Food Service Funds  
 Budget to Actual Report  
 For the Period Ending SEPTEMBER 30, 2020  
 (Unaudited Amounts)

<u>Revenues:</u>	Budget	Received	Variance	Percentage
Source				
3700 Budgetary Fund Balance	691,013			
5700 Local Sources	3,636,442	14,627	3,621,815	0.4%
5800 State Sources	5,825,729	930,921	4,894,808	16.0%
5900 Federal Sources	727,211	0	727,211	0.0%
7900 Flow-Thru	322,200	1,171	321,029	0.4%
<b>Total</b>	<b>\$ 11,202,595</b>	<b>\$ 946,719</b>	<b>\$ 10,255,876</b>	<b>8.5%</b>

<u>Appropriations:</u>		Appropriated & Encumbered		
Function				
11 Instructional	\$4,150,779	\$296,141	\$3,854,638	7.1%
12 Instructional Resc.	70,780	6,595	\$64,185	9.3%
13 Curr. & Personnel	263,176	9,082	\$254,094	3.5%
21 Instructional Serv.	170,956	10,925	\$160,031	6.4%
23 School Administration	721,179	58,175	\$663,004	8.1%
31 Guidance & Counseling	349,173	26,421	\$322,752	7.6%
32 Social Services	59,141	0	\$59,141	0.0%
33 Health Services	55,556	3,225	\$52,331	5.8%
34 Pupil Transportation	414,340	41,119	\$373,221	9.9%
35 Food Services	705,291	16,864	\$688,427	2.4%
36 Co-Curricular	789,861	127,327	\$662,534	16.1%
41 General Administration	843,202	54,067	\$789,135	6.4%
51 Plant Maintenance	1,529,092	145,706	\$1,383,386	9.5%
52 Security & Monitoring	96,542	567	\$95,975	0.6%
53 Data Processing	677,387	51,949	\$625,438	7.7%
61 Community Services	13,000	0	\$13,000	0.0%
99 Property Appraisal	105,940	4,436	\$101,504	4.2%
00 Flow-Thru	187,200	1,171	\$186,029	0.6%
<b>Total</b>	<b>\$11,202,595</b>	<b>\$853,770</b>	<b>\$10,348,825</b>	<b>7.6%</b>

Note: Totals may not add due to rounding.

ATHLETIC BUDGET 181	210,900	64,537	30.6%
CAFETERIA BUDGET 101	669,595	16,864	2.5%
BOND CONSTRUCTION 699	12,000,000	10,100	0.1%



**STILES, WALLACE & ASSOCIATES**

Architects • Planners • Interior Design  
1615 Avenue M • Lubbock, Texas 79401

October 7, 2020

Dr. Gilbert Trevino, Superintendent  
Floydada I.S.D.  
226 W. California Street  
Floydada, Texas 79235

Re: New Jr High / High School Campus  
Floydada I.S.D.  
Floydada, Texas 79235  
Job Number: 17-003  
**2017 Bond Package**

Dear Dr. Trevino,

Transmitted herewith for your review and approval is the Contractor's Application and Certificate for Payment **No.30** for the above referenced project.

Having reviewed the application and the actual work in place, we recommend that the Contractor be paid the requested amount of **\$ 915,021.95**

Please advise if additional information or documentation is required concerning this application.

Sincerely,  
STILES, WALLACE & ASSOCIATES

*W. Craig Wallace*

W. Craig Wallace, AIA  
Partner

# PAYMENT APPLICATION

TO: FLOYDADA ISD 226 W CALIFORNIA STREET FLOYDADA, TX 79235	PROJECT 1802 NAME AND LOCATION: JR HIGH / HIGH SCHOOL CAMPUS FLOYDADA I.S.D. FLOYDADA, TX 79235	APPLICATION # 30 PERIOD THRU: 09/30/2020 PROJECT #s: 1802	Distribution to: <input checked="" type="checkbox"/> OWNER <input checked="" type="checkbox"/> ARCHITECT <input type="checkbox"/> CONTRACTOR <input type="checkbox"/> <input type="checkbox"/>
FROM: KNOX, GAILEY & MEADOR, INC. PO BOX 5736 LUBBOCK, TX 79408-5736	ARCHITECT: STILES, WALLACE & ASSOCIATES 1615 AVENUE M LUBBOCK, TX 79401	DATE OF CONTRACT: 04/11/2018	
FOR: GENERAL CONSTRUCTION			

## CONTRACTOR'S SUMMARY OF WORK

Application is made for payment as shown below.  
 Continuation Page is attached.

1. <b>CONTRACT AMOUNT</b>	\$35,433,300.00
2. <b>SUM OF ALL CHANGE ORDERS</b>	\$0.00
3. <b>CURRENT CONTRACT AMOUNT</b> (Line 1 +/- 2)	\$35,433,300.00
4. <b>TOTAL COMPLETED AND STORED</b> (Column G on Continuation Page)	\$33,066,084.00
5. <b>RETAINAGE:</b>	
a. of Completed Work (Columns D + E on Continuation Page)	_____
b. of Material Stored (Column F on Continuation Page)	_____
Total Retainage (Line 5a + 5b or Column I on Continuation Page)	\$1,653,304.20
6. <b>TOTAL COMPLETED AND STORED LESS RETAINAGE</b> (Line 4 minus Line 5 Total)	\$31,412,779.80
7. <b>LESS PREVIOUS PAYMENT APPLICATIONS</b>	\$30,497,757.85
8. <b>PAYMENT DUE</b>	<b>\$915,021.95</b>
9. <b>BALANCE TO COMPLETION</b> (Line 3 minus Line 6)	\$4,020,520.20


SUMMARY OF CHANGE ORDERS	ADDITIONS	DEDUCTIONS
Total changes approved in previous months	\$0.00	\$0.00
Total approved this month	\$0.00	\$0.00
<b>TOTALS</b>	<b>\$0.00</b>	<b>\$0.00</b>
<b>NET CHANGES</b>	<b>\$0.00</b>	

Contractor's signature below is his assurance to Owner, concerning the payment herein applied for, that: (1) the Work has been performed as required in the Contract Documents, (2) all sums previously paid to Contractor under the Contract have been used to pay Contractor's costs for labor, materials and other obligations under the Contract for Work previously paid for, and (3) Contractor is legally entitled to this payment.

CONTRACTOR: KNOX, GAILEY & MEADOR, INC.

By: *Danny Scott* Date: 09/29/2020  
 DANNY SCOTT

State of: Texas  
 County of: Lubbock  
 Subscribed and sworn to before me this 29th day of September 2020



Notary Public: Kevin Todd Sedberry  
 My Commission Expires: August 11, 2024  
 By: *Kevin Todd Sedberry*

## ARCHITECT'S CERTIFICATION

Architect's signature below is his assurance to Owner, concerning the payment herein applied for, that: (1) Architect has inspected the Work represented by this Application, (2) such Work has been completed to the extent indicated in this Application, and the quality of workmanship and materials conforms with the Contract Documents, (3) this Application for Payment accurately states the amount of Work completed and payment due therefor, and (4) Architect knows of no reason why payment should not be made.

**CERTIFIED AMOUNT**..... **\$915,021.95**

*(If the certified amount is different from the payment due, you should attach an explanation. Initial all the figures that are changed to match the certified amount.)*

ARCHITECT: CRAIG WALLACE  
 By: *W. Craig Wallace* Date: 07 Oct 20

Neither this Application nor payment applied for herein is assignable or negotiable. Payment shall be made only to Contractor, and is without prejudice to any rights of Owner or Contractor under the Contract Documents or otherwise.

**CONTINUATION PAGE**

PROJECT: 1802  
JR HIGH / HIGH SCHOOL CAMPUS

APPLICATION #: 30  
DATE OF APPLICATION: 09/30/2020  
PERIOD THRU: 09/30/2020  
PROJECT #s: 1802

Payment Application containing Contractor's signature is attached.

A ITEM #	B WORK DESCRIPTION	C SCHEDULED AMOUNT	D		E AMOUNT THIS PERIOD	F STORED MATERIALS (NOT IN D OR E)	G		H BALANCE TO COMPLETION (C-G)	I RETAINAGE (If Variable)
			COMPLETED WORK				TOTAL COMPLETED AND STORED (D + E + F)	% COMP. (G / C)		
			AMOUNT PREVIOUS PERIODS							
1	STORM WATER	\$24,000.00	\$24,000.00		\$0.00	\$0.00	\$24,000.00	100%	\$0.00	\$1,200.00
2	SURVEYS	\$10,000.00	\$10,000.00		\$0.00	\$0.00	\$10,000.00	100%	\$0.00	\$500.00
3	CLEANING & CLOSE OUTS	\$8,000.00	\$6,000.00		\$0.00	\$0.00	\$6,000.00	75%	\$2,000.00	\$300.00
4	TESTING ALLOWANCE	\$40,000.00	\$31,483.00		\$0.00	\$0.00	\$31,483.00	79%	\$8,517.00	\$1,574.15
5	TREES & STONE SURROUNDS	\$16,000.00	\$0.00		\$0.00	\$0.00	\$0.00	0%	\$16,000.00	\$0.00
6	SITE FENCE	\$305,000.00	\$305,000.00		\$0.00	\$0.00	\$305,000.00	100%	\$0.00	\$15,250.00
7	ASPHALT PAVING	\$327,200.00	\$313,166.00		\$0.00	\$0.00	\$313,166.00	96%	\$14,034.00	\$15,658.30
8	DIRT & CONCRETE WORK	\$3,243,412.00	\$3,237,770.00		\$0.00	\$0.00	\$3,237,770.00	99%	\$5,642.00	\$161,888.50
9	FOOTBALL & TRACK	\$1,485,240.00	\$1,485,240.00		\$0.00	\$0.00	\$1,485,240.00	100%	\$0.00	\$74,262.00
10	BLEACHERS & PRESS BOX	\$785,000.00	\$785,000.00		\$0.00	\$0.00	\$785,000.00	100%	\$0.00	\$39,250.00
11	TEMP SITE CONSTRUCTION	\$21,000.00	\$21,000.00		\$0.00	\$0.00	\$21,000.00	100%	\$0.00	\$1,050.00
12	VPR BARRIER, PUMP TRUCKS,	\$118,070.00	\$118,070.00		\$0.00	\$0.00	\$118,070.00	100%	\$0.00	\$5,903.50
13	TERMITE TREATMENT	\$27,100.00	\$27,100.00		\$0.00	\$0.00	\$27,100.00	100%	\$0.00	\$1,355.00
14	CMU BRICK	\$2,917,500.00	\$2,917,500.00		\$0.00	\$0.00	\$2,917,500.00	100%	\$0.00	\$145,875.00
15	DAMPPROOFING & INSULATION	\$119,300.00	\$119,300.00		\$0.00	\$0.00	\$119,300.00	100%	\$0.00	\$5,965.00
16	STRUCTURAL STEEL	\$2,491,850.00	\$2,491,850.00		\$0.00	\$0.00	\$2,491,850.00	100%	\$0.00	\$124,592.50
17	CONCRETE ROOF	\$654,581.00	\$654,581.00		\$0.00	\$0.00	\$654,581.00	100%	\$0.00	\$32,729.05
18	STAIRS, RAILINGS & DOWN	\$48,000.00	\$48,000.00		\$0.00	\$0.00	\$48,000.00	100%	\$0.00	\$2,400.00
19	STEEL ERECTION	\$625,000.00	\$625,000.00		\$0.00	\$0.00	\$625,000.00	100%	\$0.00	\$31,250.00
20	PEMB (CT BUILDING)	\$358,800.00	\$358,800.00		\$0.00	\$0.00	\$358,800.00	100%	\$0.00	\$17,940.00
21	ROUGH LUMBER, SHEATHING	\$174,250.00	\$174,250.00		\$0.00	\$0.00	\$174,250.00	100%	\$0.00	\$8,712.50
22	MILLWORK	\$975,650.00	\$867,873.00		\$74,000.00	\$0.00	\$941,873.00	97%	\$33,777.00	\$47,093.65
23	STUDS, SHEETROCK, EIFS	\$1,867,186.00	\$1,860,394.00		\$0.00	\$0.00	\$1,860,394.00	99%	\$6,792.00	\$93,019.70
24	ROOFING & SHEET METAL	\$793,475.00	\$793,475.00		\$0.00	\$0.00	\$793,475.00	100%	\$0.00	\$39,673.75
25	DOORS, FRAMES, HARDWARE	\$398,269.00	\$375,207.00		\$12,110.00	\$0.00	\$387,317.00	97%	\$10,952.00	\$19,365.85
26	OVERHEAD DOOR	\$44,640.00	\$44,640.00		\$0.00	\$0.00	\$44,640.00	100%	\$0.00	\$2,232.00
27	ALUMINUM FRAMES & GLASS	\$295,300.00	\$243,847.00		\$51,453.00	\$0.00	\$295,300.00	100%	\$0.00	\$14,765.00
28	SKYLIGHTS & FRAMING	\$53,942.00	\$53,942.00		\$0.00	\$0.00	\$53,942.00	100%	\$0.00	\$2,697.10
29	CERAMIC TILE	\$396,600.00	\$394,284.00		\$0.00	\$0.00	\$394,284.00	99%	\$2,316.00	\$19,714.20
	<b>SUB-TOTALS</b>	<b>\$18,624,365.00</b>	<b>\$18,386,772.00</b>		<b>\$137,563.00</b>	<b>\$0.00</b>	<b>\$18,524,335.00</b>	<b>99%</b>	<b>\$100,030.00</b>	<b>\$926,216.75</b>

14

**CONTINUATION PAGE**

PROJECT: 1802  
JR HIGH / HIGH SCHOOL CAMPUS

APPLICATION #: 30  
DATE OF APPLICATION: 09/30/2020  
PERIOD THRU: 09/30/2020  
PROJECT #s: 1802

Payment Application containing Contractor's signature is attached.

A ITEM #	B WORK DESCRIPTION	C SCHEDULED AMOUNT	D COMPLETED WORK		F STORED MATERIALS (NOT IN D OR E)	G		H BALANCE TO COMPLETION (C-G)	I RETAINAGE (If Variable)
			AMOUNT PREVIOUS PERIODS	AMOUNT THIS PERIOD		TOTAL COMPLETED AND STORED (D + E + F)	% COMP. (G / C)		
31	P.LAMINATE WALL PANELS	\$735,601.00	\$701,933.00	\$0.00	\$0.00	\$701,933.00	95%	\$33,668.00	\$35,096.65
32	PAINTING & STAINING	\$469,300.00	\$385,000.00	\$30,100.00	\$0.00	\$415,100.00	88%	\$54,200.00	\$20,755.00
33	DISPLAY BOARDS	\$86,600.00	\$86,600.00	\$0.00	\$0.00	\$86,600.00	100%	\$0.00	\$4,330.00
34	SIGNS, LETTERS & PLAQUES	\$62,210.00	\$27,750.00	\$0.00	\$0.00	\$27,750.00	45%	\$34,460.00	\$1,387.50
35	GYM EQUIPMENT	\$151,450.00	\$51,001.00	\$100,449.00	\$0.00	\$151,450.00	100%	\$0.00	\$7,572.50
36	GYM FLOOR BLEACHERS	\$321,209.00	\$0.00	\$175,928.00	\$0.00	\$175,928.00	55%	\$145,281.00	\$8,796.40
37	DATA, VIDEO, ACCESS	\$830,114.00	\$511,856.00	\$180,000.00	\$0.00	\$691,856.00	83%	\$138,258.00	\$34,592.80
38	ROLLABLE SHELVING	\$228,102.00	\$228,102.00	\$0.00	\$0.00	\$228,102.00	100%	\$0.00	\$11,405.10
39	LOCKERS	\$79,667.00	\$79,667.00	\$0.00	\$0.00	\$79,667.00	100%	\$0.00	\$3,983.35
40	TOILET ACCYS, FIRE EXT.,	\$77,059.00	\$65,400.00	\$7,560.00	\$0.00	\$72,960.00	95%	\$4,099.00	\$3,648.00
41	PARTITIONS	\$71,462.00	\$63,272.00	\$3,160.00	\$0.00	\$66,432.00	93%	\$5,030.00	\$3,321.60
42	PAINT BOOTH & CORNER	\$42,540.00	\$42,540.00	\$0.00	\$0.00	\$42,540.00	100%	\$0.00	\$2,127.00
43	SCIENCE LAB EQUIPMENT	\$178,760.00	\$178,760.00	\$0.00	\$0.00	\$178,760.00	100%	\$0.00	\$8,938.00
44	THEATRE EQUIPMENT &	\$1,100,000.00	\$0.00	\$0.00	\$0.00	\$0.00	0%	\$1,100,000.00	\$0.00
45	ELEVATOR	\$120,783.00	\$110,362.00	\$0.00	\$0.00	\$110,362.00	91%	\$10,421.00	\$5,518.10
46	KITCHEN EQUIPMENT	\$750,000.00	\$730,000.00	\$20,000.00	\$0.00	\$750,000.00	100%	\$0.00	\$37,500.00
47	BLINDS	\$7,500.00	\$0.00	\$0.00	\$0.00	\$0.00	0%	\$7,500.00	\$0.00
48	AUDIO / VISUAL	\$224,113.00	\$210,666.00	\$0.00	\$0.00	\$210,666.00	94%	\$13,447.00	\$10,533.30
49	MECHANICAL & PLUMBING	\$3,300,000.00	\$3,245,711.00	\$44,837.00	\$0.00	\$3,290,548.00	99%	\$9,452.00	\$164,527.40
50	FIRE SPRINKLERS	\$287,800.00	\$225,000.00	\$36,000.00	\$0.00	\$261,000.00	91%	\$26,800.00	\$13,050.00
51	ELECTRICAL	\$3,975,381.00	\$3,686,496.00	\$54,426.00	\$0.00	\$3,740,922.00	94%	\$234,459.00	\$187,046.10
52	SUPERVISION	\$405,000.00	\$386,425.00	\$6,190.00	\$0.00	\$392,615.00	97%	\$12,385.00	\$19,630.75
53	GENERAL LABOR	\$265,000.00	\$215,116.00	\$14,471.00	\$0.00	\$229,587.00	87%	\$35,413.00	\$11,479.35
54	TRASH REMOVAL	\$193,000.00	\$111,226.00	\$9,327.00	\$0.00	\$120,553.00	62%	\$72,447.00	\$6,027.65
55	P.O. AND ASSOC. SUPPORT	\$71,344.00	\$71,344.00	\$0.00	\$0.00	\$71,344.00	100%	\$0.00	\$3,567.20
56	EQUIPMENT COST / RENTAL	\$213,000.00	\$124,655.00	\$9,810.00	\$0.00	\$134,465.00	63%	\$78,535.00	\$6,723.25
57	STORAGE / TOILETS / PHONES	\$42,000.00	\$38,489.00	\$1,000.00	\$0.00	\$39,489.00	94%	\$2,511.00	\$1,974.45
58	TRAVEL, GAS, VEHICLES.	\$50,000.00	\$48,850.00	\$400.00	\$0.00	\$49,250.00	99%	\$750.00	\$2,462.50
	<b>SUB-TOTALS</b>	<b>\$33,634,910.00</b>	<b>\$30,561,641.00</b>	<b>\$831,221.00</b>	<b>\$0.00</b>	<b>\$31,392,862.00</b>	<b>93%</b>	<b>\$2,242,048.00</b>	<b>\$1,569,643.10</b>

15

**CONTINUATION PAGE**

PROJECT: 1802  
JR HIGH / HIGH SCHOOL CAMPUS

APPLICATION #: 30  
DATE OF APPLICATION: 09/30/2020  
PERIOD THRU: 09/30/2020  
PROJECT #s: 1802

Payment Application containing Contractor's signature is attached.

A ITEM #	B WORK DESCRIPTION	C SCHEDULED AMOUNT	D		F STORED MATERIALS (NOT IN D OR E)	G		H BALANCE TO COMPLETION (C-G)	I RETAINAGE (If Variable)
			COMPLETED WORK			TOTAL COMPLETED AND STORED (D + E + F)	% COMP. (G / C)		
			AMOUNT PREVIOUS PERIODS	AMOUNT THIS PERIOD					
59	BONDS	\$574,660.00	\$512,201.00	\$0.00	\$0.00	\$512,201.00	89%	\$62,459.00	\$25,610.05
60	INSURANCE & BUILDERS RISK	\$156,000.00	\$143,739.00	\$2,400.00	\$0.00	\$146,139.00	94%	\$9,861.00	\$7,306.95
61	ALLOWANCE FOR OWNER	\$100,000.00	\$100,000.00	\$0.00	\$0.00	\$100,000.00	100%	\$0.00	\$5,000.00
62	GEN CONTRACTOR FEE	\$859,430.00	\$785,322.00	\$21,260.00	\$0.00	\$806,582.00	94%	\$52,848.00	\$40,329.10
63	UPGRADE SCOREBOARDS	\$108,300.00	\$0.00	\$108,300.00	\$0.00	\$108,300.00	100%	\$0.00	\$5,415.00
<b>TOTALS</b>		\$35,433,300.00	\$32,102,903.00	\$963,181.00	\$0.00	\$33,066,084.00	93%	\$2,367,216.00	\$1,653,304.20

**Investment Authority**

The Superintendent or other person designated by Board resolution shall serve as the investment officer of the District and shall invest District funds as directed by the Board and in accordance with the District's written investment policy and generally accepted accounting procedures. All investment transactions except investment pool funds and mutual funds shall be settled on a delivery versus payment basis.

**Approved  
Investment  
Instruments**

From those investments authorized by law and described further in CDA(LEGAL) under Authorized Investments, the Board shall permit investment of District funds, including bond proceeds and pledged revenue to the extent allowed by law, in only the following investment types, consistent with the strategies and maturities defined in this policy:

1. Obligations of, or guaranteed by, governmental entities as permitted by Government Code 2256.009.
2. Certificates of deposit and share certificates as permitted by Government Code 2256.010.
3. Fully collateralized repurchase agreements permitted by Government Code 2256.011.
4. A securities lending program as permitted by Government Code 2256.0115.
5. Banker's acceptances as permitted by Government Code 2256.012.
6. Commercial paper as permitted by Government Code 2256.013.
7. No-load mutual funds, except for bond proceeds, and no-load money market mutual funds, as permitted by Government Code 2256.014.
8. A guaranteed investment contract as an investment vehicle for bond proceeds, provided it meets the criteria and eligibility requirements established by Government Code 2256.015.
9. Public funds investment pools as permitted by Government Code 2256.016.

**Safety**

The primary goal of the investment program is to ensure safety of principal, to maintain liquidity, and to maximize financial returns within current market conditions in accordance with this policy. Investments shall be made in a manner that ensures the preservation of capital in the overall portfolio, and offsets during a 12-month period any market price losses resulting from interest-rate fluctua-

tions by income received from the balance of the portfolio. No individual investment transaction shall be undertaken that jeopardizes the total capital position of the overall portfolio.

**Investment  
Management**

In accordance with Government Code 2256.005(b)(3), the quality and capability of investment management for District funds shall be in accordance with the standard of care, investment training, and other requirements set forth in Government Code Chapter 2256.

**Liquidity and  
Maturity**

Any internally created pool fund group of the District shall have a maximum dollar weighted maturity of 180 days. The maximum allowable stated maturity of any other individual investment owned by the District shall not exceed one year from the time of purchase. The Board may specifically authorize a longer maturity for a given investment, within legal limits.

The District's investment portfolio shall have sufficient liquidity to meet anticipated cash flow requirements.

**Diversity**

The investment portfolio shall be diversified in terms of investment instruments, maturity scheduling, and financial institutions to reduce risk of loss resulting from overconcentration of assets in a specific class of investments, specific maturity, or specific issuer.

**Monitoring Market  
Prices**

The investment officer shall monitor the investment portfolio and shall keep the Board informed of significant changes in the market value of the District's investment portfolio. Information sources may include financial/investment publications and electronic media, available software for tracking investments, depository banks, commercial or investment banks, financial advisers, and representatives/advisers of investment pools or money market funds. Monitoring shall be done at least quarterly, as required by law, and more often as economic conditions warrant by using appropriate reports, indices, or benchmarks for the type of investment.

**Monitoring Rating  
Changes**

In accordance with Government Code 2256.005(b), the investment officer shall develop a procedure to monitor changes in investment ratings and to liquidate investments that do not maintain satisfactory ratings.

**Funds/Strategies**

Investments of the following fund categories shall be consistent with this policy and in accordance with the applicable strategy defined below. All strategies described below for the investment of a particular fund should be based on an understanding of the suitability of an investment to the financial requirements of the District and consider preservation and safety of principal, liquidity, marketability of an investment if the need arises to liquidate before maturity, diversification of the investment portfolio, and yield.

OTHER REVENUES  
INVESTMENTS

CDA  
(LOCAL)

Operating Funds	Investment strategies for operating funds (including any commingled pools containing operating funds) shall have as their primary objectives preservation and safety of principal, investment liquidity, and maturity sufficient to meet anticipated cash flow requirements.
Custodial Funds	Investment strategies for custodial funds shall have as their primary objectives preservation and safety of principal, investment liquidity, and maturity sufficient to meet anticipated cash flow requirements.
Debt Service Funds	Investment strategies for debt service funds shall have as their primary objective sufficient investment liquidity to timely meet debt service payment obligations in accordance with provisions in the bond documents. Maturities longer than one year are authorized provided legal limits are not exceeded.
Capital Project Funds	Investment strategies for capital project funds shall have as their primary objective sufficient investment liquidity to timely meet capital project obligations. Maturities longer than one year are authorized provided legal limits are not exceeded.
<b>Safekeeping and Custody</b>	The District shall retain clearly marked receipts providing proof of the District's ownership. The District may delegate, however, to an investment pool the authority to hold legal title as custodian of investments purchased with District funds by the investment pool.
<b>Sellers of Investments</b>	<p>Prior to handling investments on behalf of the District, a broker/dealer or a qualified representative of a business organization must submit required written documents in accordance with law. [See Sellers of Investments, CDA(LEGAL)]</p> <p>Representatives of brokers/dealers shall be registered with the Texas State Securities Board and must have membership in the Securities Investor Protection Corporation (SIPC) and be in good standing with the Financial Industry Regulatory Authority (FINRA).</p>
<b>Soliciting Bids for CDs</b>	In order to get the best return on its investments, the District may solicit bids for certificates of deposit in writing, by telephone, or electronically, or by a combination of these methods.
<b>Interest Rate Risk</b>	<p>To reduce exposure to changes in interest rates that could adversely affect the value of investments, the District shall use final and weighted-average-maturity limits and diversification.</p> <p>The District shall monitor interest rate risk using weighted average maturity and specific identification.</p>
<b>Internal Controls</b>	A system of internal controls shall be established and documented in writing and must include specific procedures designating who has authority to withdraw funds. Also, they shall be designed to

protect against losses of public funds arising from fraud, employee error, misrepresentation by third parties, unanticipated changes in financial markets, or imprudent actions by employees and officers of the District. Controls deemed most important shall include:

1. Separation of transaction authority from accounting and recordkeeping and electronic transfer of funds.
2. Avoidance of collusion.
3. Custodial safekeeping.
4. Clear delegation of authority.
5. Written confirmation of telephone transactions.
6. Documentation of dealer questionnaires, quotations and bids, evaluations, transactions, and rationale.
7. Avoidance of bearer-form securities.

These controls shall be reviewed by the District's independent auditing firm.

**Annual Review**

The Board shall review this investment policy and investment strategies not less than annually and shall document its review in writing, which shall include whether any changes were made to either the investment policy or investment strategies.

**Annual Audit**

In conjunction with the annual financial audit, the District shall perform a compliance audit of management controls on investments and adherence to the District's established investment policies.

*Floydada Independent School District*  
**Dr. Gilbert Trevino, Superintendent**  
226 West California Floydada, TX 79235  
Phone: 806-983-3498 Fax: 806-983-5739

Be it hereby resolved that upon this date the duly elected Board of Trustees of the Floydada Independent School District meeting in public with a quorum present and certified did adopt this resolution that approves Superintendent Dr. Gilbert Trevino, Business Manager Alicia Bice, and PEIMS/Purchasing Coordinator Christina Chesshir as authorized investment officers for the district and are hereby given the authority to sign any and all financial documents with Prosperity Bank or any other institution associated with the district's financial investments. In addition, the Board of Trustees has performed an annual review of the district's investment policy and strategies and has approved the investment entities.

\_\_\_\_\_  
Board President

\_\_\_\_\_  
Date

\_\_\_\_\_  
Board Secretary

\_\_\_\_\_  
Date

## **New Hire**

Yanira Paz (Teaching Assistant at Duncan)

<b>TAX REPORT</b>			
<b>AS OF September 30, 2020</b>			
<b>TAX</b>	<b>CURRENT TAX LEVY</b>	<b>CURRENT COLLECTED</b>	<b>PERCENT COLLECTED</b>
<b>M&amp;O</b>	\$2,594,365.05	\$2,569,840.42	99.055%
<b>I&amp;S</b>	\$1,100,058.61	\$1,089,659.72	
<b>M&amp;O COLLECTED THIS TIME LAST YEAR</b>			
		\$2,674,295.30	98.539%
<b>I&amp;S COLLECTED THIS TIME LAST YEAR</b>			
		\$980,575.03	
<b>M&amp;O ON 313 AGREEMENTS</b>			
	\$854,680.04	\$854,680.04	100%
<b>I&amp;S ON 313 AGREEMENTS</b>			
	\$2,342,620.61	\$2,342,620.61	100%
<b>M&amp;O ON 313 COLLECTED THIS TIME LAST YEAR</b>			
		\$936,000.04	100%
<b>I&amp;S ON 313 COLLECTED THIS TIME LAST YEAR</b>			
		\$2,436,614.95	100%

**FLOYDADA ISD  
2020-2021 PROPOSED BUDGET AMENDMENT**

MAINTENANCE & OPERATIONS					
ADOPTED	TAX RATE	(TOTAL \$1.5215)*			
M&O	1.0547				
I&S	0.4668				
Description		101 Food Service Fund	181 Athletic Fund	199 General Fund	Proposed Total Maintenance & Operations
5700	<sup>2</sup> Local Revenues	32,300	44,700	3,674,202	3,751,202
5800	State Revenues	2,331		5,823,398	5,825,729
5900	Federal Revenues	613,964		113,247	727,211
<b>Total Revenues</b>		<b>648,595</b>	<b>44,700</b>	<b>9,610,847</b>	<b>10,304,142</b>
11	Instruction			4,187,033	4,187,033
12	Instructional Resources & Media Services			70,780	70,780
13	Curriculum/Instructional Staff Development			273,176	273,176
21	Instructional Leadership			180,956	180,956
23	School Leadership			721,179	721,179
31	Guidance, Counseling & Evaluation Services			349,173	349,173
32	Social Work Services			59,141	59,141
33	Health Services			55,556	55,556
34	Student Transportation			414,340	414,340
35	Food Services	716,845		35,696	752,541
36	Extracurricular Activities		210,900	588,961	799,861
41	<sup>1</sup> General Administration			855,815	855,815
51	Facilities Maintenance & Operations			1,668,592	1,668,592
52	Security & Monitoring Services			96,542	96,542
53	Data Processing Services			677,387	677,387
61	Community Services			13,000	13,000
99	Other Intergovernmental Charges			105,940	105,940
<b>Total Expenditures</b>		<b>716,845</b>	<b>210,900</b>	<b>10,353,267</b>	<b>11,281,012</b>
7900	Other Resources	68,250	166,200	135,000	
8900	Other Uses			234,450	
<b>CHANGE IN FUND BALANCE</b>				<b>(841,870)</b>	

ADDED 500 TTFCU DONATION  
113,260 AUCTION  
1000 WAKE WIND DONATION

ADDED 10,000 MISC  
ADDED 500 TTFCU DONATION  
ADDED 25,754 DUAL CREDIT  
ADDED 10,000 MISC  
ADDED 10,000 MISC

ADDED 47,250 FOR TABLES  
ADDED 10,000 MISC  
ADDED 12,613 MISC  
ADDED 139,500 ROOFS, HITTING FACILITY

ADDED 47,250 FOR TABLES

ADDED 47,250 FOR TABLES

<sup>1</sup>INCLUDES 6491-STATUTORILY REQUIRED PUBLIC NOTICE BUDGETED AMOUNT OF \$2000 and HB 1495 REQUIRED EXPENSES RELATED TO INDIRECTLY INFLUENCING OUTCOME OF LEGISLATION BUDGETED AMOUNT OF \$600

<sup>2</sup>FIRST REQUIREMENT (INDICATOR #20): DISCUSSION OF PROPERTY VALUES AND FUNDING LAG PRIOR TO HB 3

INTEREST & SINKING		SPECIAL FUNDS			
599		242		699	
Description	Debt Service Fund	Summer Food Service Program		Bond Construction	
5700 Local Revenue	\$3,221,125	5700 Local Revenue		5700 Local Revenue	60,000
5800 State Revenue		5900 Federal Revenue	25,000	5800 State Revenue	
<b>Total Revenues</b>	<b>\$3,221,125</b>	<b>Total Revenues</b>	<b>\$25,000</b>	<b>Total Revenues</b>	<b>60,000</b>
<b>Total Expenditures</b>	<b>\$3,221,125</b>	<b>Total Expenditures</b>	<b>\$25,000</b>	<b>Total Expenditures</b>	<b>12,000,000</b>
71 Debt Service	\$3,221,125	35 Food Service	\$25,000	81 Construction	12,000,000
7900 Other Resources		7900 Other Resource		7900 Other Resource	
8900 Other Uses		8900 Other Uses		8900 Other Uses	

**FOR INFORMATION ONLY**

<b>FEDERAL FUNDS AVAILABLE:</b>	ESSA	\$315,941	TITLE V PART B	13,000	CIS/ACE	\$ TBD
	IDEA B	\$171,944	HEADSTART	\$118,000	ESSER	\$269,625
	SCHOOL IMPROVEMENT GRANT	\$50,000				

## Remote Learners Information

Duncan	#	Failing
Pre-k	3	NA
Kinder	2	1
1st	0	0
2nd	4	1
3rd	5	2
4th	6	2
5th	6	2
Junior High	7	4
High School	4	1

	30-Oct	Plus +/-Minus -compared to last week
Elementary Students Positive:	2	=
Elementary Students Quarantined:	21	+ 8
Elementary Staff Positive:	2	- 1
Elementary Staff Quarantined:	1	=
Junior High Students Positive:	1	- 1
Junior High Students Quarantined:	8	+ 1
Junior High Staff Positive:	0	=
Junior High Staff Quarantined:	0	=
High School Students Positive:	0	- 2
High School Students Quarantined:	15	=
High School Staff Positive:	0	=
High School Staff Quarantined:	0	-2
District Offices (not on campuses) Staff Positive:	0	- 2
District Offices (not on campuses) Staff Quarantined:	0	- 1
Total # of current positive cases in FCISD (includes students and staff):	5 (0.5% of the district population)	- 6
Total # of quarantined individuals in FCISD (includes students and staff):	45 (5.2% of the district population)	+6

\*For some of the individuals having to quarantine due to close contact with a positive case, the cl

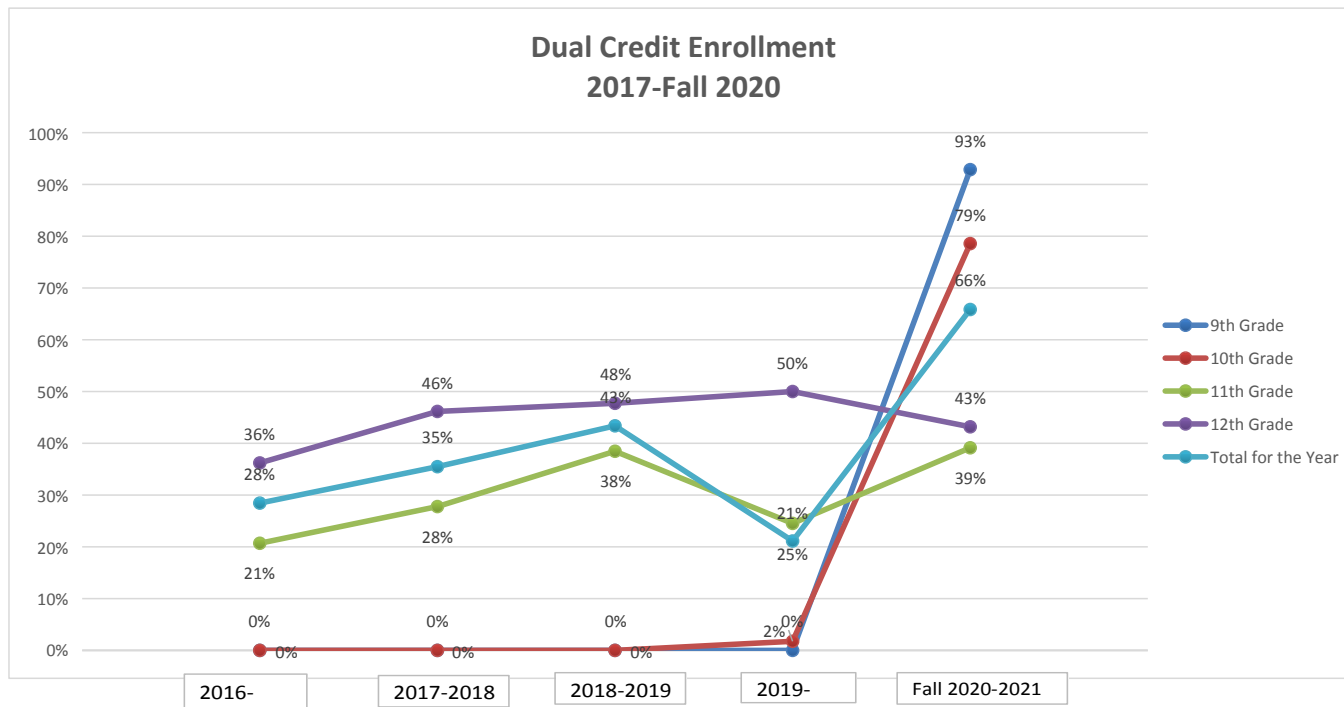
We strongly encourage our school community to keep wearing facial coverings, social distancing,

Close contact did not occur on a campus.

, and using hand sanitizer.

2016, 2017, 2018, 2019 and 2020 Dual Credit report for All Campuses

	2017			2018			2019			2020			Fall 2020-2021		
	Enrolled DC	Total in Class	Percent DC	Enrolled DC	Total in Class	Percent DC	Enrolled DC	Total in Class	Percent DC	Enrolled DC	Total in Class	Percent DC	Enrolled DC	Total in Class	Percent DC
Students in 9th grade			0%			0%			0%			0%	52	56	93%
Students in 10th grade			0%			0%			0%	1	57	2%	44	56	79%
Students in 11th grade	12	58	21%	15	54	28%	15	39	38%	13	53	25%	18	46	39%
Students in 12th grade	21	58	36%	18	39	46%	21	44	48%	16	32	50%	19	44	43%
<b>Total Students</b>	<b>33</b>	<b>116</b>	<b>28%</b>	<b>33</b>	<b>93</b>	<b>35%</b>	<b>36</b>	<b>83</b>	<b>43%</b>	<b>30</b>	<b>142</b>	<b>21%</b>	<b>133</b>	<b>202</b>	<b>66%</b>



### Dual Credit Enrollment 2017-Fall 2020

