



Notice/Agenda of April 2025 Regular BOT Meeting

**The Board of Trustees
College of the Mainland
Doyle Family Administration Boardroom (A129)
1200 Amburn Road
Texas City, Texas 77591
Monday, April 28, 2025**

The April 2025 Regular BOT Meeting of the Board of Trustees of College of the Mainland will be held Monday, April 28, 2025, beginning at 1:30 PM in the

Doyle Family Administration Boardroom (A129)
1200 Amburn Road
Texas City, Texas 77591

The subjects to be discussed or considered or upon which any formal action may be taken are as listed below. The items listed in this notice may be considered in any order at the discretion of the Chair or Board and items listed for closed session discussion may be discussed and/or approved in open session and vice versa as permitted by law.

Unless removed from the consent agenda, items identified within the consent agenda will be acted on at one time.

1. **Call to Order**
2. **Pledge of Allegiance (American Flag), Texas Pledge & a Moment of Silence**
3. **Roll Call & Determination of Quorum**
4. **Minutes**
 - A. Consideration of and Possible Action to Approve the Full Board Minutes of Wednesday, March 31, 2025
5. **Comments from the Community**
 - A. Students
 - B. Employees
 - C. Other Citizens
6. **Constituent Leader Activity Reports**
 - A. Faculty Senate - Candice Edmonston, President
 - B. Professional Council - Alisha Lyon, President
 - C. Classified Council - Sonia Kukuch, President
 - D. Student Government Association (SGA) - Maia Morales Morales, President
7. **Bond Update - Presented by LAN (Lockwood, Andrews & Newnam, Inc.)**
8. **Consideration of and Possible Action to Approve the GMP for Contract 23-34 for Vaughn Construction, in the Amount of \$101,854,219 for the Library & Learning Center Project**
9. **Consideration of and Possible Action to Approve the Programming Report and Scope Change for the College Services Building Project, as Presented and Attached**

10. **Human Resources Items**

A. Appointment Nominations

1. Consideration of and Possible Action to Approve the Appointment Nomination of Jennifer Denison to the Position of Administrative Officer, Vice President for Academic Affairs Department
2. Consideration of and Possible Action to Approve the Appointment Nomination of Jeffrey English to the Position of Director of Career Services, Career Services Department
3. Consideration of and Possible Action to Approve the Appointment Nomination of Jonathan Hua to the Position of Marketing Specialist, Marketing & Public Affairs Department
4. Consideration of and Possible Action to Approve the Appointment Nomination of Vanessa Murphy to the Position of EMS Clinical Coordinator & Full Time Faculty, Emergency Medical Services Department
5. Consideration of and Possible action to Approve the Appointment Nomination of Frances Tyson to the Position of Faculty-Nursing, Nursing Department

11. **Policy**

- A. Consideration of and Possible Action to Approve the Proposed Revisions to COM Local Polices to Update Contact Information
- B. DIAA(LOCAL) - Freedom from Discrimination, Harassment, and Retaliation: Sex and Sexual Violence
- C. FFDA(LOCAL) - Freedom from Discrimination, Harassment, and Retaliation: Sex and Sexual Violence
- D. FFDB(LOCAL) - Freedom from Discrimination, Harassment, and Retaliation: Other Protected Characteristics

12. **Consideration of and Possible Action to Approve Award of Contract 25-09 to Hunton Services for AC Rental Units Required at Mainland City Centre (MCC) for a Not-to-Exceed Amount of \$220,000**

13. **Consideration of and Possible Action to Approve Award of Contract 25-10 to Letsos for HVAC Mechanical, Electrical & Plumbing Services (MEP) in an Amount Not-to-Exceed \$210,000**

14. **Financial Report(s)**

- A. Consideration of and Possible Action to Accept the March 2025 Investment Report and Financial Reports

15. **Consideration of and Possible Action to Confer the Honorary Title of President Emeritus upon Dr. Warren Nichols, Effective upon His Retirement Date of August 1, 2025**

16. **Board Report**


17. **President's Report**

- A. Updates
- B. Reminders/Announcements
 1. Board Meetings
 - May 2025 - Wednesday, May 28th
 - June 2025 - Monday, June 23rd
 - July 2025 - Monday, July 28th
 - August 2025 - Monday, August 25th
 2. Dr. Warren Nichols' Retirement Scholarship Gala - Saturday, April 26th, 5:00 p.m. - 9:00 p.m., Doyle Center
give.com.edu/events/

3. Dr. Nichols' On Campus Farewell - Tuesday, April 29th, COM Conference Center (B&C), 2:00 p.m. - 4:00 p.m.
 4. Groundbreaking Library Classroom Building (LCB) - Thursday, May 1st, 3:00 p.m. - 5:00 p.m.
 5. Cinco de Mayo Evetn, May 5th, 12:30 p.m., COM Conference Center
 6. COM Graduation Ceremonies - Saturday, May 10th, 10:00 a.m. and 2:00 p.m., Abundant Life Christian Center
- C. Resignations and Retirement Report
D. Miscellaneous Updates
18. **Adjournment to a Closed or Executive Session Pursuant to the Texas Government Code of the Open Meetings Act Section 551.074 - deliberation regarding personnel matters, and/or complaints agains school personnel**
 19. **Consideration of and Possible Action on any Items Discussed in Closed Session**
 20. **Consideration of and Possible Action to Approve the Contract for Dr. Helen Castellanos Brewer, COM President**
 21. **Adjourn**

**If, during the course of the meeting, discussion of any item on the agenda should be held in a closed meeting, the Board reserves the right to conduct a closed meeting in accordance with the Texas Open Meetings Act, Texas Government Code, Chapter 551, Subchapters D and E, including but not limited to the following provisions; 1)Section 551.071-consultation with attorney, 2)Section 551.072-deliberation regarding real property, 3) Section 551.073-deliberation regarding prospective gifts, 4)Section 551.074-deliberation regarding personnel matters, and/or complaints against school personnel, 5)Section 551.082-deliberation regarding student disciplinary matters and/or complaints against personnel. 6)Section 551.087-deliberation regarding economic development negotiations, and/or 7)Section 551.089 – deliberation regarding security devices or security audits. Before any closed meeting is convened, the presiding officer will publicly identify the section or sections of the Act authorizing the closed meeting. All final votes, actions, or decisions will be taken in open meeting.*

The notice for this meeting was posted in compliance with the Texas Open Meeting Act on, Thursday, April 24, 2025, 3:00 P.M..



Rosie E. Rojas
Board Clerk

Administration

President Warren Nichols, Ed.D.
Executive Vice President Helen Brewer, Ph.D.
Vice President David Wesse, Ph.D.



PRESIDENT'S OFFICE

Call to Order

Call to Order on (insert date)
at (insert time)



PRESIDENT'S OFFICE

Pledge of Allegiance to the American Flag
Texas Pledge
Moment of Silence

The Texas State Flag Pledge
"Honor the Texas flag; I pledge
allegiance to thee, Texas, one state under
God, one and indivisible."



College of the Mainland
Board of Trustees
2023-2024

Mr. Don Gartman,
Board Chair
2538 Quaker Dr.
Texas City, 77590
409-739-2618
dgartman@com.edu

Dr. Verna J. Henson,
Trustee
7306 Heron Ln.
Texas City, TX 77591
409- 995-0948
vhenson@com.edu

Mrs. Dawn King,
Board Vice Chair
P.O. Box 1105
Dickinson, TX 77539
832-860-0663
dking4@com.edu

Dr. Bill McGarvey,
Trustee
808 Buttonwood Dr.
Texas City, TX 77591
409-770-3537
wmcgarvey@gmail.com

Mrs. Melissa Skipworth,
Board Secretary
1061 Misty Cliff
Dickinson, TX 77539
281-684-9146
mskipworth@com.edu

Mr. Kyle L. Dickson,
Trustee
2514 Pilgrim Estate Dr.
Texas City, TX 77590
281-488-0630
dickson@murray-lobb.com



MINUTE ORDER

To: Board of Trustees
From: Dr. Warren Nichols, President
Date: April 28, 2025
Subject: Full Board Minutes

Presented for recommended acceptance to Board of Trustees on the same date.

MINUTE ORDER

Motion to be acted upon: "I move the Board of Trustees approve the Full Board Minutes of March 31, 2025."

PURPOSE

To ensure accuracy of the monthly minutes.

BACKGROUND

Minutes are brought forward every month for approval.

IMPLICATIONS

Financial: N/A

Strategic Goal #1: Strategic Goal #5: College of the Mainland will provide services/processes that enhance the integrity/safety/quality of the institution (including physical facilities) and that enhance the quality of the faculty and staff.

Human Resources: N/A

Attachments

1. Minutes of 3/31/25

**College of the Mainland Board of Trustees
Minutes of Monday, March 31, 2025
1:30 p.m., Doyle Family Administration Building**

Call to Order

Don Gartman called the meeting to order at 1:32 p.m.

Pledge of Allegiance (American Flag), Texas Pledge & a Moment of Silence

Roll Call & Determination of Quorum

Roll call indicated that all Trustees were present, except Verna Henson and Kyle Dickson.

Minutes

Consideration of and Possible Action to Approve the Full Board Minutes of Monday, February 24, 2025

Melissa Skipworth moved the Board of Trustees approve the Full Board Minutes of Monday, February 24, 2025. Dawn King seconded the motion; all voted in approval.

Texas Mutual Check Presentation – Risk Management Program

Texas Mutual presented a check in the amount of \$100,000 for their annual grant to our risk management program.

Comments from the Community

No comments

Constituent Leader Activity Reports

Faculty Senate – Candice Edmonston, President, updated the Board on faculty activities.

Professional Council – Alisha Lyon, President, updated the Board on professional employee activities.

Classified Council – Alexandra Gibbons, Vice President, updated the Board on classified employee activities.

Student Government Association (SGA) – Maia Morales Morales, Treasurer, updated the Board on student activities.

Bond Update - Presented by LAN (Lockwood, Andrews & Newnam, Inc.)

Paula Drnevich and C.W. Scheibe, LAN, updated the Board on the bond projects.

Consideration of and Possible Action to Award Contract #23-47 for the Purchase and Installation of Furniture for Select Bond 2023 Projects, for a Not-to-Exceed Amount of \$5,905,038.95 to be Paid with 2023 Bond Funds

Bill McGarvey moved the Board of Trustees approve award of contract #23-47 for the purchase and installation of furniture for select Bond 2023 projects, for a not-to-exceed amount of \$5,905,038.95 to be paid with 2023 Bond funds. Dawn King seconded the motion; all voted in approval.

Consideration of and Possible Action to Approve Award of Contract 23-37 to CMT Technical Services (Paradigm Consultants, Inc.) for Special Inspection and Testing Services in Support of the Library Classroom Building Project for a Not-to-Exceed Amount of \$275,000

Melissa Skipworth moved the Board of Trustees approve contract #23-37 to CMT Technical Services (Paradigm Consultants, Inc.) for special inspection and testing services, as presented for a not-to-exceed amount of \$275,000. Bill McGarvey seconded the motion; all voted in approval.

Human Resources Items

Appointment Nominations

Consideration of and Possible Action to Approve the Appointment Nomination of Dr. Joan Bytheway to the Position of Faculty – Anatomy & Physiology and Biology, Science Department

Bill McGarvey moved the Board of Trustees approve the appointment of Dr. Joan Bytheway to the position of Faculty, Anatomy & Physiology and Biology, Science Department. Melissa Skipworth seconded the motion; all voted in approval.

Consideration of and Possible Action to Approve the Appointment Nomination of Ana Lisa Garza to the Position of Director of Adult Education, Adult Education Department

Melissa Skipworth moved the Board of Trustees approve the appointment of Ana Lisa Garza to the position of Director of Adult Education, Adult Education Department. Bill McGarvey seconded the motion; all voted in approval.

Consideration of and Possible Acceptance of the Non-Contractual Positions Hiring Report as Written

Melissa Skipworth moved the Board of Trustees accept the Non-Contractual Positions Hiring Report as written. Dawn King seconded the motion; all voted in approval.

Consideration of and Possible Action to Approve an Increase of \$65,462.10 to Contract #24-07 for Construction Services Awarded to Pogue Construction, for a Revised Contract Amount of \$2,114,462.10 to be Paid with Fund Balance

Bill McGarvey moved the Board of Trustees approve an increase of \$65,462.10 to Contract #24-07 for construction services awarded to Pogue Construction, for a revised contract amount of \$2,114,462.10, to be paid with Fund Balance. Melissa Skipworth seconded the motion; all voted in approval.

Consideration of and Possible Action to Approve an Increase to the Custodial Supply Contract #25-08 Awarded to Kleen Supply for an Additional \$51,000 to be Paid with Operating Funds

Bill McGarvey moved the Board of Trustees approve an increase to the custodial supply contract #25-08 awarded to Kleen Supply for an additional \$51,000 be paid with operating funds. Dawn King seconded the motion; all voted in approval.

Consideration of and Possible Action to Approve Award of Contract #25-07 for Furnishings for the STEAM 4th Floor Buildout, for a Not-to-Exceed Amount of \$260,000 to be Paid with Fund Balance

Melissa Skipworth moved the Board of Trustees approve contract #25-07 for furnishings for the STEAM 4th Floor Buildout, for a not-to-exceed amount of \$260,000 to be paid with Fund Balance. Bill McGarvey seconded the motion; all voted in approval.

Financial Report(s)

Consideration of and Possible Action to Accept the February 2025 Investment and Financial Reports

Dawn King moved the Board of Trustees accept the February 2025 Investment Report and the February 2025 Financial Reports. Melissa Skipworth seconded the motion; all voted in approval.

Consideration of and Possible Action to Accept the February 2025 Quarterly Report

Bill McGarvey moved the Board of Trustees accept the February 2025 Quarterly Investment Report. Dawn King seconded the motion; all voted in approval.

Consideration of and Possible action to Approve the Award of Contract #25-03 to Texas Veteran Security Services or an Amount Not-to-Exceed \$143,000

Melissa Skipworth moved the Board of Trustees approve award of contract #25-03 to Texas Veteran Security for Contract security services for an amount not-to-exceed \$143,000 to be paid from Operating Funds. Bill McGarvey seconded the motion; all voted in approval.

Consideration of and Possible Action to Accept the 2024 Racial Profiling Report

Bill McGarvey moved the Board of Trustees accept the 2024 Racial Profile Report. Melissa Skipworth seconded the motion; all voted in approval.

Consideration of and Possible Action to Approve an Increase to Contract #17-18 Awarded to Stewart Organization for Copier Hardware, Maintenance, and Print Services for an Amount Not-to-Exceed \$140,000 to be Paid from FY25 Operating Budget and Fund 52

Bill McGarvey moved the Board of Trustees approve an increase to contract #17-18 awarded to Stewart Organization for copier hardware, maintenance, and print services for an amount not-to-exceed \$140,000 to be paid from FY25 Operating Budget and Fund 52. Melissa Skipworth seconded the motion; all voted in approval.

Board Report

Melissa Skipworth – Bill McGarvey and Melissa Skipworth attended the GCIC Symposium; it was great to see the campus-wide involvement and support. Dr. Nichols moderated one of the sessions. Congratulations to Dalel Serda and her team!

Bill McGarvey – This was Bill McGarvey’s 4th year to serve as a symposium judge. Shout out to Dalel and her team. Congratulations to Dr. Nichols on being chosen as the 1st Legacy Award winner by The Galveston Daily News.

Don Gartman –Sandy & Don Gartman attended “Educate a Woman.”

President's Report

Dr. Nichols stated that the funding for the GCIC Symposium comes from all the community colleges in the GCIC.

Updates

8-Week Advantage Update – Drs. Brewer, Rhodes and Barney presented the update.

Reminders/Announcements

Board Meetings

April 2025 – Monday, April 28th

May 2025 - **Wednesday**, May 28th

June 2025 – Monday, June 23rd

July 2025 – Monday, July 28th

Flock the Block – Free Community Event - Saturday, April 5th, 10:00 a.m. – 2:00 p.m., Parking Lot F

Employee Recognition Dinner – Friday, April 11th, 5:00 p.m., COM Conference Center

Asian American Pacific Islander Heritage Month Celebration – April 22nd, 12:30 p.m. COM Conference Center

Dr. Warren Nichols’ Retirement Scholarship Gala – Saturday, April 26th, 5:00 p.m. – 9:00 p.m., Doyle Center

Groundbreaking Library Classroom Building (LCB) – Thursday, May 1st, 3:00 p.m. – 5:00 p.m.


COM Graduation Ceremonies – Saturday, May 10th, 10:00 a.m. and 2:00 p.m., Abundant Life Christian Center

Resignations and Retirement Report – included in board packet.

Adjournment at 2:54 p.m.



Melissa Skipworth, Secretary
Board of Trustees



Don Gartman, Chair
Board of Trustees

Comments from the Community

A citizen desiring to appear before the Board of Trustees shall complete a Public Comment Request Form indicating the topic about which they wish to speak which shall be filed with the Board Clerk ten (10) minutes prior to the start of the meeting. Time allotted each citizen or organization shall be limited to five minutes. The total time for hearing of citizens shall be no more than 60 minutes at any one meeting. Presentation of matters concerning a complaint or charge against a College District employee or officer will be heard in closed session unless the individual who is the subject of the change or complaint requests a public hearing.

We appreciate your concerns. If the matter(s) you raise are not included on the board agenda, state law, specifically the Texas Open Meetings Act, prohibits the Board from discussing, commenting on or taking action on these issues at this board meeting. Thank you.



PRESIDENT'S OFFICE

Constituents Leader Activity Reports

- A. Faculty Senate – Candice Edmonston, President
- B. Professional Council – Alisha Lyon, President
- C. Classified Council – Sonia Kukuch, President
- D. Student Government Association – Maia Morales Morales, President



Bond Update

College of the Mainland, 2023 Bond Program

April 28, 2025

Welding and Industrial Education Buildings

Completed Activities:

- Welding Building:
 - Structural steel for Addition
 - Dumpster enclosure
 - Welding booth upgrades
- Industrial Education Building:
 - Exterior paint

Project Milestones:

- Design Phase: July 2023 – Mar 2024
 - Bidding: Mar 2024 – May 2024
 - Construction Phase: June 2024 – Sep 2025
- Project is on Schedule

Ongoing/Upcoming Activities:

- Welding Building:
 - Replace electrical panels
 - Interior and exterior door frames
- Industrial Education Building:
 - Classroom renovations
 - Interior and exterior door frames

Project Costs:

- Total Project Budget: \$15,788,882
 - Project Cost to Date: \$8,395,271
 - Total Construction Budget: \$12,372,216
 - Construction Cost to Date: \$6,985,458
- Project is in Budget

Welding and Industrial Education Buildings



New Roofing Welding Building



Welding Addition Structural Steel Installation



Structural Steel In Progress

Public Safety Careers

Completed Activities:

- Building slab poured for Area B (vehicle bay, firing range)
- Underground hydronic piping

Project Milestones:

- Design Phase: July 2023 – June 2024
 - Bidding: Aug 2024 – Oct 2024
 - Construction Phase: Nov 2024 – Mar 2026
- Project is on Schedule

Ongoing/Upcoming Activities:

- Structural steel in progress
- 2nd floor concrete slab, Area A
- Interior framing, Area A

Project Costs:

- Total Project Budget: \$34,189,360
 - Project Cost to Date: \$4,814,780
 - Total Construction Budget: \$26,785,339
 - Construction Cost to Date: \$3,079,138
- Project is in Budget



Public Safety Careers



Structural steel erection



CMU wall, Area A



Metal deck, 2nd floor, Area A

Corporate Training Center

Completed Activities:

- Parking lot concrete pour
- Underground hydronic piping
- Structural steel erection

Project Milestones:

- Design Phase: Oct 2023 – July 2024
 - Bidding: Aug 2024 – Oct 2024
 - Construction Phase: Nov 2024 – Dec 2025
- Project is on Schedule

Ongoing/Upcoming Activities:

- Structural steel detail/welding
- Interior framing

Project Costs:

- Total Project Budget: \$15,579,344
 - Project Cost to Date: \$3,178,244
 - Total Construction Budget: \$13,027,057
 - Construction Cost to Date: \$2,364,421
- Project is in Budget

Corporate Training Center



Structural steel



Concrete at parking lot



Prep for concrete pour, west driveway entrance

College Services Addition/Renovation

Completed Activities:

- Programming Meeting # 2

Project Milestones:

- Design Phase: Jan 2025 – Sep 2025
- Bidding: Oct 2025 – Jan 2026
- Construction Phase: May 2026 – Apr 2027 (Tentative)

Project is on Schedule

Ongoing/Upcoming Activities:

- Schematic Design
- CMAR Procurement

Project Costs:

- Total Project Budget: \$9,047,373
- Project Cost to Date: \$8,428
- Total Construction Budget: \$7,000,000
- Construction Cost to Date: \$0

Project is in Budget



Library & Learning Center

Completed Activities:

- Evaluation of bids has been completed and draft GMP has been reviewed by legal.

Project Milestones:

- Design Phase: Jul 2023 – Feb 2025
- Bidding: Feb 2025 – Mar 2025
- Construction Phase: Apr 2025 – Apr 2027
- Project is on Schedule

Ongoing/Upcoming Activities:

- Second COMmons and Signage/Wayfinding package design meeting is scheduled for April 30.
- GMP will be presented for approval at the April BOT meeting.
- Groundbreaking on May 1

Project Costs:

- Total Project Budget: \$ 142,346,937*
- Project Cost to Date: \$ 5,258,112.36
- Total Construction Budget: \$ 105,286,407*
- Guaranteed Maximum Price: \$ 101,854,219 inc. Owner's Cont.
- Construction Cost to Date: \$ 0

Project is under budget

* TPC and Construction Budget have been increased to incorporate additional scope of Parking Lot D, Cooling Tower Replacement and Monticello improvements (north side)



Library & Learning Center - GMP

▪ Current Construction Budget	\$ 105,286,407
▪ Guaranteed Maximum Price	\$ 101,854,219
▪ Savings	\$ 3,432,188
<hr/>	
▪ Guaranteed Maximum Price:	
▪ Bid - Cost of Work and Fees	\$ 97,322,551
▪ Owner's Contingency *	\$ 3,000,000*
▪ Potential Tariff Impact Contingency * (no markup on costs)	\$ 1,531,668*
▪ Total GMP	<u>\$ 101,854,219</u>

* Any unused funds will be returned to the Owner, resulting in greater savings

Added Scope Funded by Savings:

- Scope added (8/26/24):
 - Monticello improvements
 - Cooling Tower Replacement and electrical upgrades to the central plant
 - Parking Lot D
- Scope added (10/28/24):
 - Sound Masking



Library & Learning Center – GMP_(future Amendment)

Current Construction Budget	Bond Funds	Guaranteed Maximum Price (GMP)
<ul style="list-style-type: none"> ▪ GMP (April 28, 2025) (includes design scope through Dec 2024) 	\$ 101,854,219	
<ul style="list-style-type: none"> ▪ Scope added (1/27/25): <ul style="list-style-type: none"> ▪ COMmons and exterior site lighting ▪ Signage and Wayfinding ▪ Demolition of B11, firing range, LRC, Racquetball court and foundation of relocated warehouse 	\$ 6,880,000 \$ 1,360,000 \$ 1,712,471	
<ul style="list-style-type: none"> ▪ Adjusted Construction Budget 	\$ 111,806,690	\$ 111,806,690
<ul style="list-style-type: none"> ▪ GMP Amendment – once design is completed (fall 2025) 		TBD
<ul style="list-style-type: none"> ▪ Total amended GMP 		TBD



Infrastructure – Parking Lots and Underground Utilities

Completed Activities:

- Phase 1(Lot C) – Complete
- Phase 2 (Lot B) – Opened for parking 4/14/2025

Project Milestones:

- Phase 1 – Lot C and Underground Utilities:
 - Jul 2024 – Dec 2024
- Phase 2 – Lot B and Underground Utilities:
 - Dec 2024 – Apr 2025
- Phase 3 – Lot A and Lake Eckert Expansion:
 - Apr 2025 – Oct 2025

Ongoing/Upcoming Activities:

- Approximately 90% complete at the COMmons underground utilities.
- Phase 3 (Lot A) Demolition started 4/14/2025, scheduled completion is 10/01/2025.

Project Costs:

- Total Project Budget: \$12,839,580 *
- Project Cost to Date: \$ 6,135,627.55
- Total Construction Budget: \$ 9,762,700
- Construction Cost to Date: \$ 5,640,309.17

Project is in Budget

* Combined TPC for both parking lots and Deferred Maintenance - Utilities



Parking Lots A, B, C



Landscape- Parking Lot B



Lot B Striping in progress



Lighting – Parking Lot B

Infrastructure – Reroof of Student Center and Conference Center

Completed Activities:

- Conference Center:
 - Complete
- Student Center
 - In progress, scheduled completion May 15, 2025.

Project Milestones:

- Construction Phase: Sep 2024 – May 2025
- Project is on Schedule

Ongoing/Upcoming Activities:

- Student Center
 - Started 3/15/2025
 - Completion 5/15/2025

Project Costs:

- Total Project Budget: \$1,727,985
- Project Cost to Date: \$1,015,683.71
- Total Construction Budget: \$1,506,223
- Construction Cost to Date: \$ 968,559.71

Project is in Budget

Infrastructure – Fine Arts Electrical Upgrades

Completed Activities:

- Programming and Schematic Design Meeting # 1

Project Milestones:

- Design Phase: TBD
- Bidding: TBD
- Construction Phase: TBD

Ongoing/Upcoming Activities:

- Schematic Design

Project Costs:

- Total Project Budget: \$1,944,440
- Project Cost to Date: \$ 12,668.31
- Total Construction Budget: \$1,500,000
- Construction Cost to Date: \$0

Project is in Budget



Bond Campus Furniture

Completed Activities:

- Vendor contract recommendations approved at March BOT

Project Milestones:

- Design Phase: Apr 2024 – Sep 2024
- Bidding: Jan 2025 – Feb 2025
- Procurement: Jan 2025 – Mar 2025
- Installation Phase: Per Project

Ongoing/Upcoming Activities:

- Final vendor packages being prepared for Purchase Orders

Project Costs:

- Total FF&E Budget: \$11,531,102
- Total Furniture Project Budget: \$ 8,000,000
- Project Cost to Date: \$ 304,897
- Vendor Cost to Date: \$ 0

Project is under Budget



Bond Campus Furniture – Bid Results

Furniture Budget

- Original Furniture Budget \$ 6,800,000
 - Cannon hired 2/26/24
 - Consolidation of projects for more buying power
 - Furniture Bid (2/17/25) \$ 4,433,931
 - Includes escalation for project schedules

 - Furniture Savings \$ 2,366,069
- Allows for an Owner's contingency for unforeseen conditions of \$ 1,391,053 *

Project Budget

- Original Budget for FF&E \$ 12,964,000

Project Budget – Furniture Only

- Original Budget for Furniture only \$ 8,000,000
 - Cannon Furniture Planning fee \$ 520,000
 - Material and Labor Bid \$ 4,433,931
 - Owner's Contingency \$ 1,391,053 *
-
- Project Budget Savings – furniture \$ 1,655,016

Allows additional scope items for COM projects

* Any unused funds will be returned to Owner resulting in greater savings



Questions?



PRESIDENT'S OFFICE

MINUTE ORDER

To: Board of Trustees
From: Dr. Warren Nichols, President
Date: April 28, 2025
Subject: Agenda Item for COM Board of Trustees

AGENDA ITEM DESCRIPTION:

Approval of the Guaranteed Maximum Price (GMP) Amendment to Contract # 23-34 for Vaughn Construction for the Library & Learning Center project

FUNDING SOURCE:

2023 Bond

PURPOSE

To begin construction services for the new Library & Learning Center project.

PROPOSED MOTION:

“I move the Board of Trustees approve the GMP for Contract # 23-34 for Vaughn Construction, in the amount of \$ 101,854,219.”

BACKGROUND:

COM elected to use CM at Risk (CMAR) as the contracting method for the Library & Learning Center project. Vaughn Construction was selected and approved as the CMAR by the Board of Trustees on December 11, 2023. Design was completed and approved by the Board of Trustees at the February 2025 meeting. Vaughn Construction issued the documents for bids February 7, 2025, and received all subcontractor bids on March 6, 2025. They provided their GMP to LAN on April 11, 2025. The GMP provided by Vaughn Construction is \$ 101,854,219.

Attachments:

1. LAN Cover Letter
2. GMP Proposal Summary from Vaughn Construction, dated April 22, 2025



To: Dr. Warren Nichols, President, College of the Mainland (COM)

From: Lockwood, Andrews & Newnam (LAN)

Date: April 28, 2025

Re: Approval of the Guaranteed Maximum Price (GMP) for Contract # 23-34 (Library & Learning Center) for Vaughn Construction

Background: COM elected to use CM at Risk (CMAR) as the contracting method for the Library & Learning Center project. Vaughn Construction was selected and approved as the CMAR by the Board of Trustees on December 11, 2023. Design was completed and approved by the Board of Trustees on February 24, 2025.

Vaughn Construction received all subcontractor bids on March 6, 2025, and provided their GMP to LAN on April 11, 2025. The GMP provided by Vaughn Construction is \$ 101,854,219. This GMP is for the scope of the Library & Learning Center, the cooling tower and electrical upgrades to the Central Plant, parking Lot D and the Monticello improvements (north side).

The additional scope that was added to the Cannon and Vaughn contracts at the January 27, 2025 meeting is still in the design phase. Once the documents are completed later this year, that scope will be bid and an amendment to this GMP will be presented to the Board for approval.

Recommendation: LAN recommends the COM Board of Trustees approve the GMP for Contract # 23-34 for Vaughn Construction in the amount of \$ 101,854,219 to be paid with 2023 Bond Funds.

A handwritten signature in blue ink, appearing to read 'P Drnevich'.

Paula J. Drnevich, AIA, LEED AP, REFP
Program Manager, LAN
pjdrnevich@lan-inc.com
mobile: (281) 384.8233

DRAFT AIA® Document A133™ - 2019

Exhibit A

Guaranteed Maximum Price Amendment

This Amendment dated the 29th day of April in the year 2025, is incorporated into the accompanying AIA Document A133™-2019, Standard Form of Agreement Between Owner and Construction Manager as Constructor where the basis of payment is the Cost of the Work Plus a Fee with a Guaranteed Maximum Price dated the 22nd day of April in the year 2025 (the "Agreement")

(In words, indicate day, month, and year.)

for the following **PROJECT:**

(Name and address or location)

College of the Mainland Library & Learning Center

THE OWNER:

(Name, legal status, and address)

College of the Mainland
1200 N. Amburn Road
Texas City, TX 77591

THE CONSTRUCTION MANAGER:

(Name, legal status, and address)

J.T. Vaughn Construction, LLC
10355 Westpark Drive
Houston, TX 77042

TABLE OF ARTICLES

- A.1 GUARANTEED MAXIMUM PRICE**
- A.2 DATE OF COMMENCEMENT AND SUBSTANTIAL COMPLETION**
- A.3 INFORMATION UPON WHICH AMENDMENT IS BASED**
- A.4 CONSTRUCTION MANAGER'S CONSULTANTS, CONTRACTORS, DESIGN PROFESSIONALS, AND SUPPLIERS**

ARTICLE A.1 GUARANTEED MAXIMUM PRICE

§ A.1.1 Guaranteed Maximum Price

Pursuant to Section 3.2.6 of the Agreement, the Owner and Construction Manager hereby amend the Agreement to establish a Guaranteed Maximum Price. As agreed by the Owner and Construction Manager, the Guaranteed Maximum Price is an amount that the Contract Sum shall not exceed. The Contract Sum consists of the Construction Manager's Fee plus the Cost of the Work, as that term is defined in Article 6 of the Agreement.

§ A.1.1.1 The Contract Sum is guaranteed by the Construction Manager not to exceed One hundred one million eight hundred fifty-four thousand two hundred nineteen dollars

ADDITIONS AND DELETIONS:
The author of this document has added information needed for its completion. The author may also have revised the text of the original AIA standard form. An *Additions and Deletions Report* that notes added information as well as revisions to the standard form text is available from the author and should be reviewed.

This document has important legal consequences. Consultation with an attorney is encouraged with respect to its completion or modification.

AIA Document A201™-2017, General Conditions of the Contract for Construction, is adopted in this document by reference. Do not use with other general conditions unless this document is modified.

ELECTRONIC COPYING of any portion of this AIA® Document to another electronic file is prohibited and constitutes a violation of copyright laws as set forth in the footer of this document.

(\$ 101,854,219), subject to additions and deductions by Change Order as provided in the Contract Documents.

§ A.1.1.2 Itemized Statement of the Guaranteed Maximum Price. Provided below is an itemized statement of the Guaranteed Maximum Price organized by trade categories, including allowances; the Construction Manager's contingency; alternates; the Construction Manager's Fee; and other items that comprise the Guaranteed Maximum Price as defined in Section 3.2.1 of the Agreement.

(Provide itemized statement below or reference an attachment.)

Reference GMP Attachment, Tab 2 (Guaranteed Maximum Price Proposal), dated April 22, 2025.

§ A.1.1.3 The Construction Manager's Fee is set forth in Section 6.1.2 of the Agreement.

§ A.1.1.4 The method of adjustment of the Construction Manager's Fee for changes in the Work is set forth in Section 6.1.3 of the Agreement.

§ A.1.1.5 Alternates

§ A.1.1.5.1 Alternates, if any, included in the Guaranteed Maximum Price:

Item	Price
N/A	

§ A.1.1.5.2 Subject to the conditions noted below, the following alternates may be accepted by the Owner following execution of this Exhibit A. Upon acceptance, the Owner shall issue a Modification to the Agreement.

(Insert below each alternate and the conditions that must be met for the Owner to accept the alternate.)

Item	Price	Conditions for Acceptance
N/A		

§ A.1.1.6 Unit prices, if any:

(Identify the item and state the unit price and quantity limitations, if any, to which the unit price will be applicable.)

Item	Units and Limitations	Price per Unit (\$0.00)
N/A		

ARTICLE A.2 DATE OF COMMENCEMENT AND SUBSTANTIAL COMPLETION

§ A.2.1 The date of commencement of the Work shall be:

(Check one of the following boxes.)

The date of execution of this Amendment.

Established as follows:
(Insert a date or a means to determine the date of commencement of the Work.)

Commencement of the Work will occur on April 29, 2025, or after receipt of all the following, whichever, is last to occur:

1. Executed AIA A133-2019 Exhibit A - GMP Amendment
2. Building Permit Issuance
3. Notice to Proceed

If a date of commencement of the Work is not selected, then the date of commencement shall be the date of execution of this Amendment.

§ A.2.2 Unless otherwise provided, the Contract Time is the period of time, including authorized adjustments, allotted in the Contract Documents for Substantial Completion of the Work. The Contract Time shall be measured from the date of commencement of the Work.

§ A.2.3 Substantial Completion

§ A.2.3.1 Subject to adjustments of the Contract Time as provided in the Contract Documents, the Construction Manager shall achieve Substantial Completion of the entire Work:
(Check one of the following boxes and complete the necessary information.)

Not later than «» () calendar days from the date of commencement of the Work.

By the following date: June 8, 2027

§ A.2.3.2 Subject to adjustments of the Contract Time as provided in the Contract Documents, if portions of the Work are to be completed prior to Substantial Completion of the entire Work, the Construction Manager shall achieve Substantial Completion of such portions by the following dates:

Portion of Work	Substantial Completion Date
N/A	

§ A.2.3.3 If the Construction Manager fails to achieve Substantial Completion as provided in this Section A.2.3, liquidated damages, if any, shall be assessed as set forth in Section 6.1.6 of the Agreement.

ARTICLE A.3 INFORMATION UPON WHICH AMENDMENT IS BASED

§ A.3.1 The Guaranteed Maximum Price and Contract Time set forth in this Amendment are based on the Contract Documents and the following:

§ A.3.1.1 The following Supplementary and other Conditions of the Contract:

Document	Title	Date	Pages
A-201-2017	General Conditions of the Contract for Construction	12/12/2023	160

§ A.3.1.2 The following Specifications:
(Either list the Specifications here, or refer to an exhibit attached to this Amendment.)

Reference GMP Attachment, Tab 4 (List of Documents), dated April 22, 2025.

Section	Title	Date	Pages

§ A.3.1.3 The following Drawings:
(Either list the Drawings here, or refer to an exhibit attached to this Amendment.)

Reference GMP Attachment, Tab 4 (List of Documents), dated April 22, 2025.

Number	Title	Date

§ A.3.1.4 The Sustainability Plan, if any:
(If the Owner identified a Sustainable Objective in the Owner's Criteria, identify the document or documents that comprise the Sustainability Plan by title, date and number of pages, and include other identifying information. The Sustainability Plan identifies and describes the Sustainable Objective; the targeted Sustainable Measures; implementation strategies selected to achieve the Sustainable Measures; the Owner's and Construction Manager's roles and responsibilities associated with achieving the Sustainable Measures; the specific details about design reviews, testing or metrics to verify achievement of each Sustainable Measure; and the Sustainability Documentation required for the Project, as those terms are defined in Exhibit C to the Agreement.)

Title	Date	Pages
N/A		

Other identifying information:

§ A.3.1.5 Allowances, if any, included in the Guaranteed Maximum Price:
(Identify each allowance.)

Item	Price
Demountable Partition Allowance	\$1,589,602
Audio Visual System Allowance	\$4,098,530
Document Revisions Allowance	\$1,000,000
Construction Manager's Contingency (Excludes General Conditions and Fee)	\$2,297,501
Owner's Contingency Allowance (Excludes General Conditions and Fee)	\$3,000,000
Potential Tariff Impact Contingency Allowance (Excludes General Conditions and Fee; No markup to be applied to these funds, if utilized.)	\$1,531,668

§ A.3.1.6 Assumptions and clarifications, if any, upon which the Guaranteed Maximum Price is based:
(Identify each assumption and clarification.)

Reference GMP Attachment, Tab 3 (Qualifications and Assumptions), dated April 22, 2025.

§ A.3.1.7 The Guaranteed Maximum Price is based upon the following other documents and information:
(List any other documents or information here, or refer to an exhibit attached to this Amendment.)

Reference GMP Attachment, Tab 2 (Guaranteed Maximum Price Proposal), dated April 22, 2025.

ARTICLE A.4 CONSTRUCTION MANAGER'S CONSULTANTS, CONTRACTORS, DESIGN PROFESSIONALS, AND SUPPLIERS

§ A.4.1 The Construction Manager shall retain the consultants, contractors, design professionals, and suppliers, identified below:
(List name, discipline, address, and other information.)

N/A

This Amendment to the Agreement entered into as of the day and year first written above.

OWNER (Signature)

Dr. Warren Nichols, President
(Printed name and title)

CONSTRUCTION MANAGER (Signature)

Danny Thompson, CEO
(Printed name and title)

College of the Mainland

Library & Learning Center

Guaranteed Maximum Price Proposal

April 22, 2025



Prepared by:
J. T. Vaughn Construction, LLC
10355 Westpark Drive
Houston, TX 77042
(713) 243-8300

www.vaughnconstruction.com

TABLE OF CONTENTS

Phase: Guaranteed Maximum Price

Date: April 22, 2025

Tab 1 Executive Project Summary

Tab 2 Guaranteed Maximum Price Proposal

Tab 3 Qualifications and Assumptions

Tab 4 Listing of Documents

Tab 5 Master Project Schedule

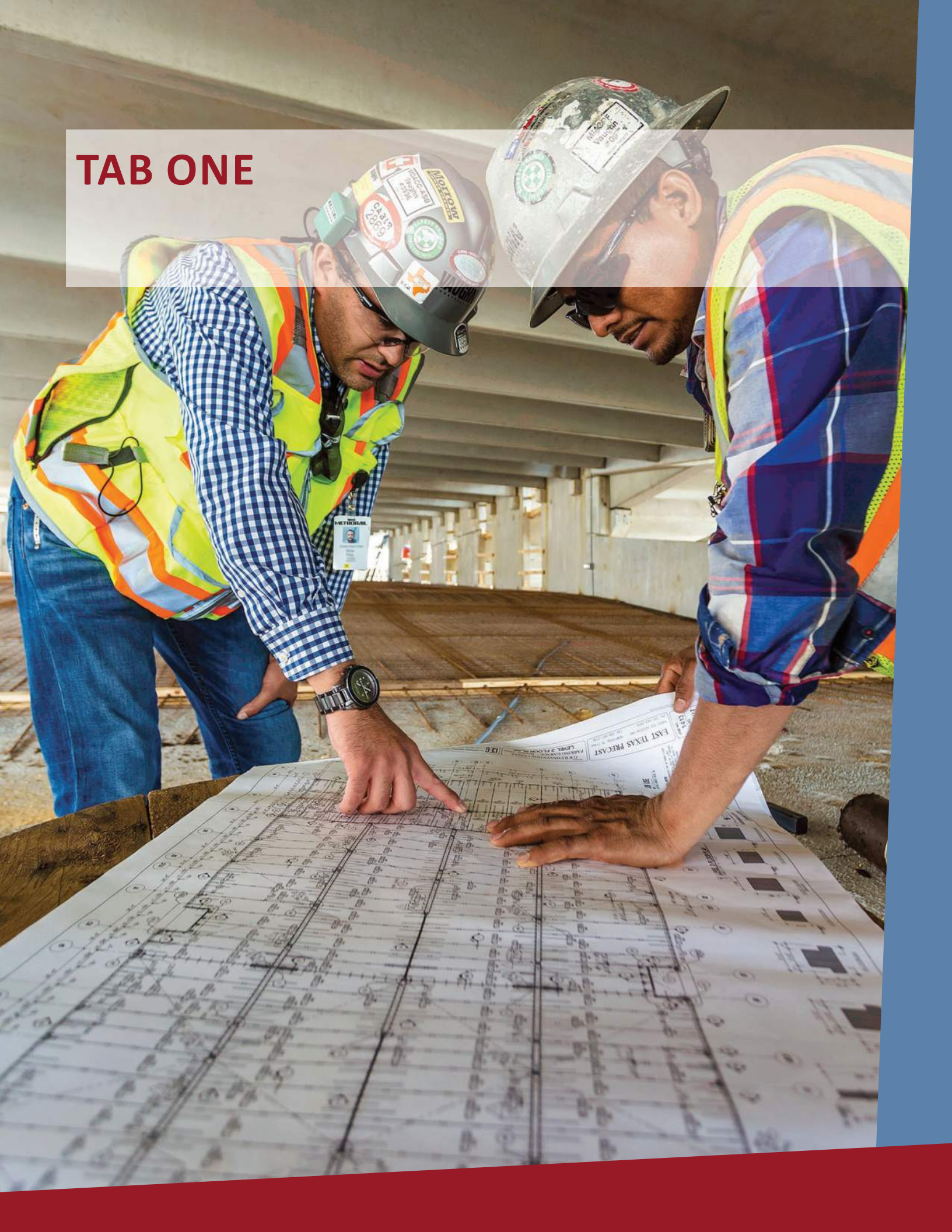
Tab 6 Site Logistics Plan

Tab 7 NV5 Audio Visual Equipment – Allowance Backup

Tab 8 Exhibit B – Insurance and Bond Requirements

Tab 9 Exhibit C – Construction Manager’s General Conditions

TAB ONE



Phase: Guaranteed Maximum Price

Date: April 22, 2025

PROJECT DESCRIPTION

The College of the Mainland Library & Learning Center (LLC) project is a new 4-story building targeted at approximately 157,325 SF. This new building will include an auditorium, library, classrooms, offices, collaboration and study spaces. Additionally, this project includes site improvements including a courtyard, parking lot, pavement, sidewalks, irrigation, and landscape upgrades surrounding the building.

GUARANTEED MAXIMUM PRICE PROPOSAL

Vaughn Construction anticipates the submission of one GMP for this project.

Below is a breakdown of the GMP:

Cost of the Work	\$88,619,074
Construction Contingency (CM)	\$2,297,501
General Conditions	\$3,712,648
Construction Phase Fee	\$2,693,328
Owner’s Contingency	\$3,000,000
Potential Tariff Impact Contingency	\$1,531,668
Guaranteed Maximum Price	\$101,854,219

ALLOWANCES

Below is the list of allowances that are included in the GMP for this project.

- Demountable Partitions Allowance - \$1,589,602
 - This allowance is for the future buyout of the demountable partitions, after design completion. Coordination with the Design Team regarding selection of the appropriate system remains ongoing.
- Audio Visual Allowance - \$4,098,530
 - This allowance is for the future buyout of the audio-visual equipment purchase, installation, and integration after design completion. Reference the attached Tab 7 titled NV5 Audio-Visual Equipment – Allowance Backup, developed by NV5, for a summary of all equipment included in this allowance. This audio-visual equipment summary will be the basis for the design and will be referenced during budgeting stages.
- Document Revisions Allowance - \$1,000,000
 - This allowance is for the integration of changes outlined in documents issued after the Issue for Permit and Addendum 1, 2, and 3 documents. These documents noted above form the basis of the Best Value Recommendations ensuring that all updates and modifications are thoroughly incorporated into the project.

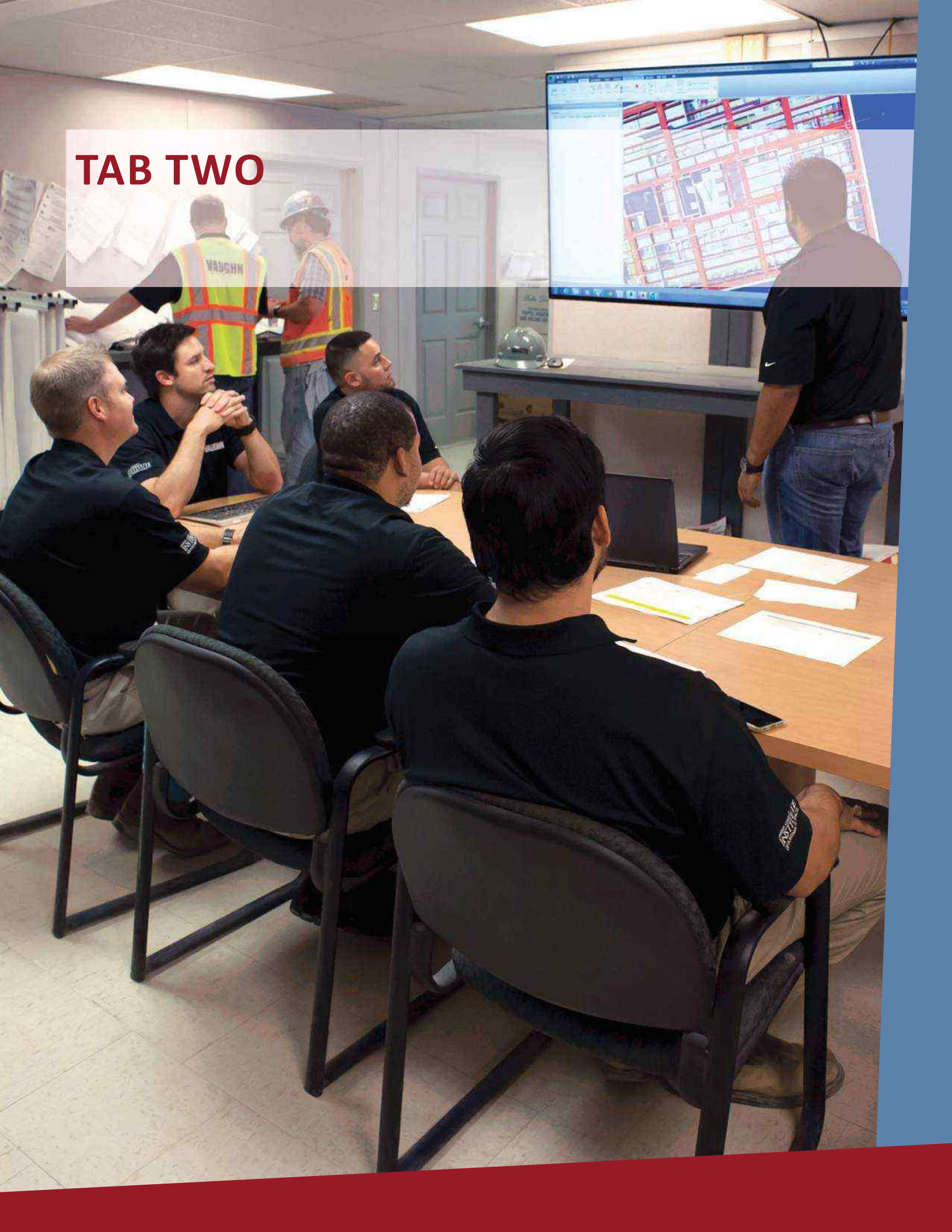
- Owner's Contingency Allowance - \$3,000,000
 - This contingency is for Owner's Contingency.
- Potential Tariff Impact Contingency Allowance - \$1,531,668
 - This contingency is for increased costs, due to potential tariff impacts, political impacts or local market pressures.
 - No markup to be applied to these funds, if utilized.

SCHEDULE

A full copy of the project schedule is available for review under Tab 5 of this package.

- Notice to Proceed to Construction Manager: April 29, 2025
- Substantial Completion: June 8, 2027
- Final Completion: July 9, 2027

TAB TWO



ESTIMATE SUMMARY

Phase: Guaranteed Maximum Price
 Date: April 22, 2025

Estimate Summary			Total
Cost of Work (Refer to Estimate Detail)			\$70,835,907
Cost of Work - Self-Perform Work	See Estimate Detail		\$5,747,456
Base Cost of Work Subtotal (COW)			\$76,583,363
Allowances			
Demountable Partitions			\$1,589,602
Audio Visual System			\$4,098,530
Document Revisions			\$1,000,000
Permit			\$195,305
P&P Bonds	% of TCC	1.00%	\$973,226
Insurances (In compliance with Exhibit B. Refer to Tab 8.)	% of TCC	2.65%	\$2,579,048
Builders Risk (In compliance with Exhibit B. Refer to Tab 8.)	Quote on TCC		\$1,600,000
Total Cost of Work (TCOW)			\$88,619,074
CM Contingency	% of COW	3.00%	\$2,297,501
General Conditions (Refer to Tab 9)	% of TCOW (less COW Self-Perform)	4.48%	\$3,712,648
Construction Phase Fee	% of TCOW (less COW Self-Perform)	3.25%	\$2,693,328
Total Construction Cost (TCC)			\$97,322,551
Owner's Contingency			\$3,000,000
Potential Tariff Impact Contingency			\$1,531,668
Grand Total			\$101,854,219

\$/SF	Total
	157,325 SF
Total Cost of Work	\$563.29
Total Construction Cost	\$618.61

ESTIMATE DETAIL

Phase: Guaranteed Maximum Price

Date: April 22, 2025

	Quantity	Unit	Rate	Total
Division 01 - General Requirements				5,618,491.00
01.03 - SITE ADMINISTRATION				4,441,930.00
Subcontractor				4,441,930.00
Site Administration - Anticipated Buyout (Self-Perform)	1.00	LS	4,293,930.00	4,293,930.00
Site Administration - Projected Work Remaining to Procure	1.00	LS	148,000.00	148,000.00
01.70 - LIFTING AND HOISTING				1,001,011.00
Subcontractor				1,001,011.00
Lifting and Hoisting - Anticipated Buyout (Self-Perform)	1.00	LS	906,011.00	906,011.00
Lifting and Hoisting - Projected Work Remaining to Procure	1.00	LS	95,000.00	95,000.00
01.74 - FINAL CLEAN				175,550.00
Subcontractor				175,550.00
Final Clean - Anticipated Buyout	1.00	LS	138,550.00	138,550.00
Final Clean - Projected Work Remaining to Procure	1.00	LS	37,000.00	37,000.00
Division 03 - Concrete				10,331,619.00
03.00 - CONCRETE TURNKEY				10,331,619.00
Concrete Subcontractor				9,794,619.00
Concrete - Anticipated Buyout	1.00	LS	9,405,619.00	9,405,619.00
Concrete - Projected Work Remaining to Procure	1.00	LS	389,000.00	389,000.00
Aggregate Pier Subcontractor				537,000.00
Aggregate Piers - Anticipated Buyout	1.00	LS	462,000.00	462,000.00
Aggregate Piers - Projected Work Remaining to Procure	1.00	LS	75,000.00	75,000.00
Division 04 - Masonry				1,516,275.00
04.01 - MASONRY				1,516,275.00
Subcontractor				1,516,275.00
Masonry - Anticipated Buyout	1.00	LS	1,399,275.00	1,399,275.00
Masonry - Projected Work Remaining to Procure	1.00	LS	117,000.00	117,000.00
Division 05 - Metals				3,052,113.00
05.02 - STEEL ERECTION				2,699,478.00
Subcontractor				2,699,478.00
Steel - Anticipated Buyout	1.00	LS	2,494,478.00	2,494,478.00
Steel - Projected Work Remaining to Procure	1.00	LS	205,000.00	205,000.00
05.50 - ORNAMENTAL METALS				352,635.00
Subcontractor				352,635.00
Ornamental Metal - Anticipated Buyout	1.00	LS	335,135.00	335,135.00
Ornamental Metal - Projected Work Remaining to Procure	1.00	LS	17,500.00	17,500.00
Division 06 - Wood, Plastics, and Composites				935,196.00
06.02 - ARCHITECTURAL WOODWORK/MILLWORK/TRIM				935,196.00
Subcontractor				935,196.00
Millwork - Anticipated Buyout	1.00	LS	892,696.00	892,696.00

ESTIMATE DETAIL

	Quantity Unit	Rate	Total
Millwork - Projected Work Remaining to Procure	1.00 LS	42,500.00	42,500.00
Division 07 - Thermal and Moisture Protection			8,259,227.00
07.01 - WATERPROOF / DAMPPROOF / JOINT SEALANTS			1,249,185.00
Subcontractor			1,249,185.00
Waterproofing - Anticipated Buyout	1.00 LS	1,039,185.00	1,039,185.00
Waterproofing - Projected Work Remaining to Procure	1.00 LS	210,000.00	210,000.00
07.03 - ROOFING			2,998,898.00
Subcontractor			2,998,898.00
Roofing - Anticipated Buyout	1.00 LS	2,945,398.00	2,945,398.00
Roofing - Projected Work Remaining to Procure	1.00 LS	53,500.00	53,500.00
07.06 - COMPOSITE PANELS			3,735,438.00
Subcontractor			3,735,438.00
Composite Panel - Anticipated Buyout	1.00 LS	3,680,438.00	3,680,438.00
Composite Panel - Projected Work Remaining to Procure	1.00 LS	55,000.00	55,000.00
07.10 - FIRECAULKING			275,706.00
Subcontractor			275,706.00
Firecaulking - Anticipated Buyout	1.00 LS	268,206.00	268,206.00
Firecaulking - Projected Work Remaining to Procure	1.00 LS	7,500.00	7,500.00
Division 08 - Openings			6,166,073.00
08.00 - DOORS, FRAMES, AND HARDWARE			810,835.00
Subcontractor			810,835.00
Doors, Frames, and Hardware - Anticipated Buyout	1.00 LS	800,835.00	800,835.00
Doors, Frames, and Hardware - Projected Work Remaining to Pr	1.00 LS	10,000.00	10,000.00
08.28 - GLASS & GLAZING			5,355,238.00
Subcontractor			5,355,238.00
Exterior Glazing - Anticipated Buyout	1.00 LS	5,328,238.00	5,328,238.00
Exterior Glazing - Projected Work Remaining to Procure	1.00 LS	27,000.00	27,000.00
Division 09 - Finishes			8,518,231.00
09.02 - DRYWALL			4,543,677.00
Subcontractor			4,543,677.00
Drywall - Anticipated Buyout	1.00 LS	4,531,677.00	4,531,677.00
Drywall - Projected Work Remaining to Procure	1.00 LS	12,000.00	12,000.00
09.03 - TILE			323,770.00
Subcontractor			323,770.00
Tile - Anticipated Buyout	1.00 LS	316,270.00	316,270.00
Tile - Projected Work Remaining to Procure	1.00 LS	7,500.00	7,500.00
09.04 - TERRAZZO			604,859.00
Subcontractor			604,859.00
Terrazzo - Anticipated Buyout	1.00 LS	592,859.00	592,859.00
Terrazzo - Projected Work Remaining to Procure	1.00 LS	12,000.00	12,000.00
09.05 - ACOUSTICAL CEILING & WALL PANELS			1,484,611.00
Subcontractor			1,484,611.00

ESTIMATE DETAIL

	Quantity Unit	Rate	Total
Acoustical Ceiling - Anticipated Buyout	1.00 LS	1,434,611.00	1,434,611.00
Acoustical Ceiling - Projected Work Remaining to Procure	1.00 LS	50,000.00	50,000.00
09.07 - CARPET, VINYL FLOORING, & BASE			868,407.00
Subcontractor			868,407.00
Flooring - Anticipated Buyout	1.00 LS	843,407.00	843,407.00
Flooring - Projected Work Remaining to Procure	1.00 LS	25,000.00	25,000.00
09.10 - EPOXY FLOORING			105,174.00
Subcontractor			105,174.00
Epoxy Flooring - Anticipated Buyout	1.00 LS	100,174.00	100,174.00
Epoxy Flooring - Projected Work Remaining to Procure	1.00 LS	5,000.00	5,000.00
09.12 - PAINTING			587,733.00
Subcontractor			587,733.00
Painting - Anticipated Buyout	1.00 LS	577,733.00	577,733.00
Painting - Projected Work Remaining to Procure	1.00 LS	10,000.00	10,000.00
Division 10 - Specialties			1,614,165.00
10.01 - VISUAL DISPLAY BOARDS			969,136.00
Subcontractor			969,136.00
Specialties - Anticipated Buyout	1.00 LS	899,136.00	899,136.00
Specialties - Projected Work Remaining to Procure	1.00 LS	70,000.00	70,000.00
10.08 - SIGNAGE			645,029.00
Subcontractor			645,029.00
Signage - Anticipated Buyout	1.00 LS	626,029.00	626,029.00
Signage - Projected Work Remaining to Procure	1.00 LS	19,000.00	19,000.00
Division 11 - Equipment			108,494.00
11.52 - WINDOW WASHING EQUIPMENT			108,494.00
Subcontractor			108,494.00
Window Washing System - Anticipated Buyout	1.00 LS	33,494.00	33,494.00
Window Washing System - Projected Work Remaining to Procure	1.00 LS	75,000.00	75,000.00
Division 12 - Furnishings			566,941.00
12.05 - BLINDS AND SHADES			297,300.00
Subcontractor			297,300.00
Blinds - Anticipated Buyout	1.00 LS	279,800.00	279,800.00
Blinds - Projected Work Remaining to Procure	1.00 LS	17,500.00	17,500.00
12.08 - MULTIPLE SEATING			269,641.00
Subcontractor			269,641.00
Fixed Audience Seating - Anticipated Buyout	1.00 LS	258,141.00	258,141.00
Fixed Audience Seating - Projected Work Remaining to Procure	1.00 LS	11,500.00	11,500.00
Division 14 - Conveying Equipment			1,088,928.00
14.01 - ELEVATORS			1,088,928.00
Subcontractor			1,088,928.00
Elevator - Anticipated Buyout	1.00 LS	1,071,428.00	1,071,428.00
Elevator - Projected Work Remaining to Procure	1.00 LS	17,500.00	17,500.00

ESTIMATE DETAIL

	Quantity	Unit	Rate	Total
Division 21 - Fire Suppression				1,108,881.00
21.01 - FIRE PROTECTION				1,108,881.00
Subcontractor				1,108,881.00
Fire Protection - Anticipated Buyout	1.00	LS	831,381.00	831,381.00
Fire Protection - Projected Work Remaining to Procure	1.00	LS	277,500.00	277,500.00
Division 22 - Plumbing				2,358,042.00
22.01 - PLUMBING				2,358,042.00
Subcontractor				2,358,042.00
Plumbing - Anticipated Buyout	1.00	LS	2,334,542.00	2,334,542.00
Plumbing - Projected Work Remaining to Procure	1.00	LS	23,500.00	23,500.00
Division 23 - Heating, Ventilation, and Air Conditioning				9,746,930.00
23.01 - HVAC				9,746,930.00
Subcontractor				9,746,930.00
HVAC - Anticipated Buyout	1.00	LS	9,681,930.00	9,681,930.00
HVAC - Projected Work Remaining to Procure	1.00	LS	65,000.00	65,000.00
Division 26 - Electrical				10,593,063.00
26.01 - ELECTRICAL				10,593,063.00
Subcontractor				10,593,063.00
Electrical and Fire Alarm - Anticipated Buyout	1.00	LS	10,560,563.00	10,560,563.00
Electrical and Fire Alarm - Projected Work Remaining to Procure	1.00	LS	32,500.00	32,500.00
Division 27 - Communications				1,107,461.00
27.01 - TELECOM/DATA				799,358.00
Subcontractor				799,358.00
Data and Telecommunications - Anticipated Buyout	1.00	LS	770,358.00	770,358.00
Data and Telecommunications - Projected Work Remaining to P	1.00	LS	29,000.00	29,000.00
27.02 - AUDIO VISUAL				221,375.00
Subcontractor				221,375.00
Audio/Visual - Anticipated Buyout	1.00	LS	221,375.00	221,375.00
Audio/Visual - Projected Work Remaining to Procure	1.00	LS	0.00	0.00
27.07 - DAS SYSTEMS				86,728.00
Subcontractor				86,728.00
DAS Systems - Anticipated Buyout	1.00	LS	86,728.00	86,728.00
DAS Systems - Projected Work Remaining to Procure	1.00	LS	0.00	0.00
Division 28 - Electronic Safety and Security				417,721.00
28.01 - SECURITY				417,721.00
Subcontractor				417,721.00
Security Systems - Anticipated Buyout	1.00	LS	414,221.00	414,221.00
Security Systems - Projected Work Remaining to Procure	1.00	LS	3,500.00	3,500.00
Division 31 - Earthwork				1,145,210.00
31.01 - EARTHWORK				1,119,525.00
Subcontractor				1,119,525.00
Earthwork - Anticipated Buyout	1.00	LS	1,014,525.00	1,014,525.00

ESTIMATE DETAIL

	Quantity Unit	Rate	Total
Earthwork - Projected Work Remaining to Procure	1.00 LS	105,000.00	105,000.00
31.04 - SWPPP			25,685.00
Subcontractor			25,685.00
SWPPP - Anticipated Buyout	1.00 LS	23,185.00	23,185.00
SWPPP - Projected Work Remaining to Procure	1.00 LS	2,500.00	2,500.00
Division 32 - Exterior Improvements			1,752,787.00
32.04 - UNIT PAVERS			332,753.00
Subcontractor			332,753.00
Unit Pavers - Anticipated Buyout	1.00 LS	332,753.00	332,753.00
Unit Pavers - Projected Work Remaining to Procure	1.00 LS	0.00	0.00
32.13 - LANDSCAPE & IRRIGATION			1,390,758.00
Subcontractor			1,390,758.00
Landscaping and Irrigation - Anticipated Buyout	1.00 LS	1,340,758.00	1,340,758.00
Landscaping and Irrigation - Projected Work Remaining to Procure	1.00 LS	50,000.00	50,000.00
32.14 - STRIPING & SIGNS			29,276.00
Subcontractor			29,276.00
Striping - Anticipated Buyout	1.00 LS	25,776.00	25,776.00
Striping - Projected Work Remaining to Procure	1.00 LS	3,500.00	3,500.00
Division 33 - Utilities			577,515.00
33.01 - SITE UTILITIES			577,515.00
Subcontractor			577,515.00
Site Utilities - Anticipated Buyout (Self-Perform)	1.00 LS	547,515.00	547,515.00
Site Utilities - Projected Work Remaining to Procure	1.00 LS	30,000.00	30,000.00
			76,583,363.00

COM - Library & Learning Center	
SDI-Bond Log Savings	
Subcontractor List	
Keystone (Concrete)	
D & H Masonry	
Myrex	
Albrecht	
Chamberlin Roofing	
PRC Roofing	
Byrne Metals Corp.	
American Door Products	
Haley Greer	
Baker Drywall	
Southern Terrazzo Tile	
Applied Finish Systems	
Business Flooring	
LMI Painting	
Performance Contracting	
Intex United	
K & M Elevator	
Casteel	
Humphrey	
TDIndustries	
Facilities Solutions Group	
Keystone (Earthwork)	
Key-Scape	
Total Bond Cost:	\$ 760,325
Total SDI Cost:	\$ 673,291
Total Savings	\$ 87,035

TAB THREE



Phase: Guaranteed Maximum Price

Date: April 22, 2025

General Qualifications

1. Excludes a line item estimate; line items are only shown for convenience of review.
2. Includes normal working hours Monday through Friday, 7:00 AM to 3:30 PM, and intermittent weekend work as required.
3. Excludes building code changes, life safety code changes, or other regulatory changes that may occur beyond what is currently designed.
4. Assumes complete use of the entire site, including the parking areas, as shown on the attached site logistics plan. Refer to Tab 6.
5. Excludes additional details/requirements of Owner/Design Team's waterproofing consultant not currently detailed in the documents.
6. Excludes exterior envelope ASTM E1105 field testing at pressure ratings which exceed 67% of the manufacturer's design rating.
7. Assumes isolation or termination of existing MEP systems, including but not limited to valves and breakers, will be performed by others. Excludes "hot" or "live" tie-in work.
8. Assumes equipment provided by Owner or others, but connected by the trade contractors, will be delivered and set in place at the required time to meet the schedule.
9. Contingent upon the Owner and/or its lender providing satisfactory evidence to us and our bonding company that sufficient funds are available and have been set aside specifically to pay the construction contract, before starting work.
10. Assumes the right to purchase and manage a project specific Contractor Controlled Insurance Program within the cost parameters of the estimate.
11. Assumes the following regarding builder's risk insurance:
 - A. Refer to Exhibit B – Insurance and Bond Requirements (Tab 8).
 - B. Includes total project limit of \$118,000,000.
 - C. Includes Flood limit of \$20,000,000.
 - D. Includes Named Storm limit of \$20,000,000.
12. Includes Subcontractor Default Insurance as part of the Cost of the Work. Reference Tab 2 for confirmation of best value to Owner.
13. Excludes dewatering services. Geotechnical report encountered water at 8 feet depth of bores.
14. Excludes ASTM A 53, Type S (Seamless) pipe for Fire Protection, Plumbing, and Mechanical systems.
15. Excludes cost loading, resource loading, and consultant for project scheduling as noted in specification section 013200 – Construction Progress Documentation.
16. Excludes any site improvements on the south side of Monticello Drive. Work at these locations will be by others, as coordinated with Owner.
17. Excludes LEED requirements. None indicated.
18. Excludes the following scopes:
 - A. Cement Plastering (Specification 092400). None indicated.
 - B. Interior Planters and Artificial Plants (Specification 129200). None indicated.

QUALIFICATIONS & ASSUMPTIONS

- C. Telecommunications equipment, in excess of rack-mounted patch panels.
- D. Fixtures, furnishings, and equipment, except as noted in the documents.

01.07 – Allowances

1. Assumes each allowance amount below is specifically dedicated for the indicated work. Expenditure of any allowance or contingency will only be made with prior written approval of the Owner and any unused portion of an individual allowance amount shall be returned to the Owner. When an individual allowance amount is exceeded, the Guaranteed Maximum Price shall be increased accordingly unless the Owner, Architect, and Construction Manager are able to cooperate in revising the project scope and/or quality as required to reduce the cost to within the original allowance amount.
 - A. Includes a \$1,589,602 allowance for demountable partitions, as coordinated with the Owner. Design Team system selection remains ongoing.
 - B. Includes a \$4,098,530 allowance for audio-visual equipment purchase, installation, and integration as directed by the Owner and the Design Team. Reference attached Tab 7 titled NV5 Audio-Visual Equipment – Allowance Backup, developed by NV5 for a summary of all equipment included in this allowance. Finalized audio-visual design must be issued by December 2025.
 - C. Includes a \$1,000,000 allowance for incorporation of changes reflected in documents issued subsequent to the Issue for Permit and Addendum 1, 2, and 3 documents, which serve as the basis of the Best Value Recommendations.
 - D. Includes \$3,000,000 for Owner’s Contingency, as coordinated with Owner.
 - E. Includes \$1,531,668 for Potential Tariff Impact Contingency, as coordinated with Owner.

03.00 – Concrete Turnkey

1. Excludes measures to address potential corrosion of steel/rebar or degradation of concrete other than those specifically called out on the drawings.
2. Assumes the slab on carton form can support 250 PSF for elevated slab reshoring.
3. Excludes cold weather concreting procedures.

05.50 – Ornamental Metals

1. Excludes powder coating the stair rails. This conflicts with the high-performance coating indicated for the stairs.

07.08 – Fireproofing

1. Excludes specification section 078100 – Applied Fireproofing. None indicated.
2. Excludes specification section 078123 – Intumescent Fireproofing. None indicated.

08.28 – Glass & Glazing

1. Includes manufacturer standard profiles at extended mullion covers.

QUALIFICATIONS & ASSUMPTIONS

08.29 – Interior Glass & Glazing

1. Excludes interior all-glass entrances as noted in specification section 084126.23 – Interior All-Glass Entrances. None indicated.

09.02 – Drywall

1. Includes material and installation requirements in compliance with the manufacturer's recommendations and excludes any specified requirement in excess of these manufacturer's recommendations prior to dry-in and conditioned air.

09.05 – Acoustical Ceiling & Wall Panels

1. Includes WRP allotment of \$50,000 for equivalent equal product for AWP-2. Basis of design product is no longer in production.

09.07 – Flooring

1. Assumes cementitious underlayments at nonconforming slab areas only and specifically excludes coating entire floor areas.

09.12 – Painting

1. Includes high performance coating at the stair rails. Documents reference both powder coating and high-performance coating.
2. Includes painting of exposed overhead MEPF materials. Excludes color-coded MEPF material. Not indicated.

10.15 – Demountable Partitions

1. Includes demountable partition systems manufactured by Teknion in lieu of the basis of design manufacturer Deko, as coordinated with Design team.

12.08 – Fixed Seating

1. Excludes power or data drops at the fixed seating. None indicated and specified basis of design seating model cannot accommodate the drops.

21.01 – Fire Suppression

1. Includes Tyco WS heads at both sides of the lobby-facing windows on level 3.
2. Includes dry-pipe system with galvanized piping at north and south exterior soffit conditions.

23.01 – HVAC

1. Assumes the project can use permanent HVAC equipment for temporary air conditioning and climate control. Startup for these activities will be considered a temporary startup and not a commissioning activity. Includes changing of filters throughout construction activities as well as new filters at final startup.
2. Excludes 'live' tie-in to existing hydronic lines. Assumes the tie-ins will be coordinated to occur during a scheduled outage.

QUALIFICATIONS & ASSUMPTIONS

26.01 – Electrical

1. Excludes temporary measures for electrical tie-in shutdowns at the CUP. Assumes the tie-ins will take place after hours.
2. Excludes installing low voltage systems in conduit in concealed but accessible areas. Includes j-hooks and cable tray at accessible areas.
3. Excludes color-coded conduit systems. Includes spray-painting all system junction box covers in electrical rooms and marking conduits extending above the top of partitions.

26.03 – Fire Alarm

1. Includes area of refuge call boxes at levels 2, 3, and 4 landings of Stair 3. The documents did not provide desired locations or a system design.

27.02 – Audio-Visual

1. Excludes audio visual equipment. Refer to Qualification Section 1.07 for information regarding audio visual allowance included in the GMP.

27.07 – ERRS DAS Systems

1. Includes an allotment of \$87,812 for ERRS DAS system. Signal testing will be required during construction to determine ERRS DAS system requirements and finalize design.

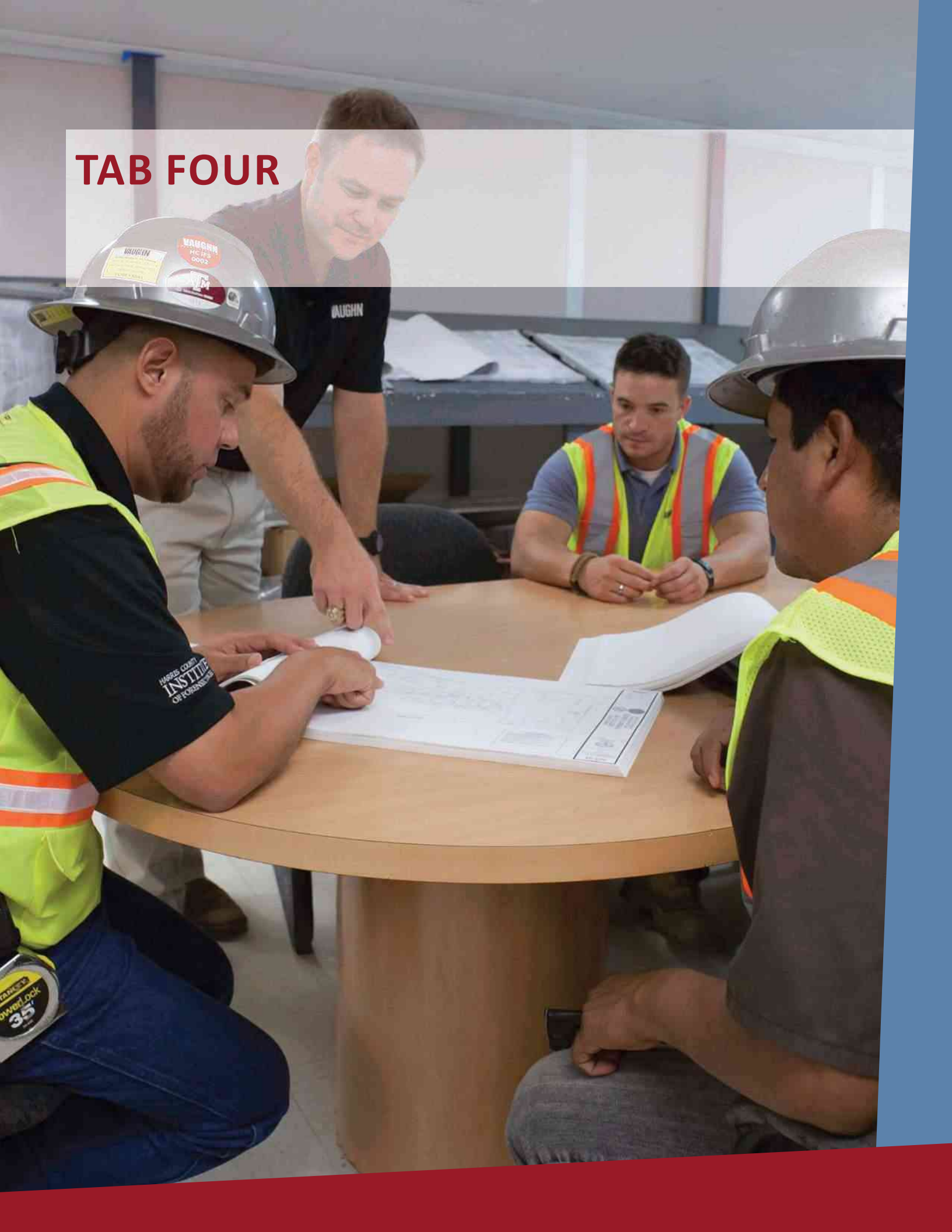
31.66 – Aggregate Piers

1. Assumes the foundation and site utility design has been coordinated around existing abandoned foundations on the project site. Includes \$100,000 of work remaining to procure for aggregate pier adjustments that may be necessary due to existing condition impacts.

33.01 – Site Utilities

1. Excludes water sub-meters for both domestic and fire water service. None indicated.

TAB FOUR



LISTING OF DOCUMENTS

Phase: Guaranteed Maximum Price

Date: April 22, 2025

GENERAL		
G0000	COVER SHEET - VOLUME 1	02.07.2025
G0001	COVER SHEET - VOLUME 2	02.07.2025
G0002	DRAWING INDEX - VOLUME 1	03.14.2025
G0003	DRAWING INDEX - VOLUME 2	02.14.2025
G0200	PROJECT CODE COMPLIANCE	03.14.2025
G0201	LEVELS 01 & 02 CODE COMPLIANCE	03.14.2025
G0202	LEVELS 03 & 04 CODE COMPLIANCE	03.14.2025
G0203	ROOF LEVEL CODE COMPLIANCE PLAN	03.14.2025
G0401	ENERGY DESIGN GOALS AND CODE COMPLIANCE PLANNING	03.14.2025
G0402	ENERGY DESIGN ENVELOPE PERFORMANCE ELEVATIONS	03.14.2025
G0501	SIGN LOCATION PLANS EXTERIOR	02.07.2025
G0502	SIGN LOCATION PLANS LEVEL 1	02.07.2025
G0503	SIGN LOCATION PLANS LEVEL 2	02.07.2025
G0504	SIGN LOCATION PLANS LEVEL 3	02.07.2025
G0505	SIGN LOCATION PLANS LEVEL 4	02.14.2025
G0506	SIGN LOCATION PLANS PENTHOUSE	02.07.2025
G0507	SIGN DRAWING DETAILS	02.07.2025
G0508	SIGN DRAWING DETAILS	02.07.2025
G0509	SIGN DRAWING DETAILS	02.07.2025
G0510	SIGN DRAWING DETAILS	02.14.2025
G0511	SIGN DRAWING DETAILS	02.07.2025
G0512	SIGN DRAWING DETAILS	02.07.2025
G0513	SIGN DRAWING DETAILS	02.07.2025
G0514	SIGN DRAWING DETAILS	02.07.2025
G0515	SIGN DRAWING DETAILS	02.07.2025
G0516	SIGN MESSAGE SCHEDULE	02.07.2025
G0517	SIGN MESSAGE SCHEDULE	03.14.2025
G0518	SIGN MESSAGE SCHEDULE	02.07.2025
G0519	SIGN MESSAGE SCHEDULE	02.07.2025
G0520	SIGN MESSAGE SCHEDULE	02.07.2025
G0521	SIGN MESSAGE SCHEDULE	02.07.2025
G0522	SIGN MESSAGE SCHEDULE	02.14.2025
G0523	SIGN MESSAGE SCHEDULE	02.14.2025
G0524	SIGN MESSAGE SCHEDULE	02.07.2025
CIVIL		
C0001	GENERAL NOTES	02.07.2025
C0002	TOPOGRAPHIC SURVEY	02.07.2025
C0003	TOPOGRAPHIC SURVEY	02.07.2025
C0004	TOPOGRAPHIC SURVEY	02.07.2025

LISTING OF DOCUMENTS

C0005	TOPOGRAPHIC SURVEY	02.07.2025
C0006	TOPOGRAPHIC SURVEY	02.07.2025
C0007	CIVIL SITE OVERALL PLAN	02.07.2025
C0100	CIVIL SITE DEMOLITION PLAN	03.14.2025
C0101	CIVIL SITE DEMOLITION PLAN	02.14.2025
C0200	CIVIL SITE LAYOUT PLAN	03.14.2025
C0201	CIVIL SITE LAYOUT PLAN	03.14.2025
C0202	CIVIL SITE LAYOUT PLAN	03.14.2025
C0203	CIVIL SITE LAYOUT PLAN	03.14.2025
C0300	CIVIL SITE GRADING PLAN	03.14.2025
C0301	CIVIL SITE GRADING PLAN	03.14.2025
C0302	CIVIL SITE GRADING PLAN	03.14.2025
C0303	CIVIL SITE GRADING PLAN	03.14.2025
C0308	DETAILS	03.14.2025
C0400	CIVIL SITE UTILITY PLAN	03.14.2025
C0401	CIVIL SITE UTILITY PLAN	03.14.2025
C0500	DRAINAGE AREA MAP	02.07.2025
C0501	DRAINAGE AREA MAP	02.07.2025
C0502	DRAINAGE AERA CALCULATIONS	02.07.2025
C0503	DRAINAGE AERA CALCULATIONS	02.07.2025
C0600	STORM WATER POLLUTION PREVENTION PLAN	02.07.2025
C0601	STORM WATER POLLUTION PREVENTION PLAN	02.07.2025
C0700	EXISTING STORM SEWER POLLUTION PREVENTION PLAN	02.07.2025
C0701	EXISTING STORM SEWER POLLUTION PREVENTION PLAN	02.07.2025
C0800	DETAILS	02.07.2025
C0802	DETAILS	02.07.2025
C0803	DETAILS	03.14.2025
C0804	DETAILS	03.14.2025

LANDSCAPE

L0051	LANDSCAPE SITE PLAN	02.07.2025
L0101	CONSTRUCTION PLAN	03.14.2025
L0102	CONSTRUCTION PLAN	02.07.2025
L0103	CONSTRUCTION PLAN	02.14.2025
L0201	LAYOUT & GRADING PLAN	03.14.2025
L0202	LAYOUT & GRADING PLAN	02.07.2025
L0203	LAYOUT & GRADING PLAN	02.14.2025
L0301	PLANTING PLAN	03.14.2025
L0302	PLANTING PLAN	02.07.2025
L0303	PLANTING PLAN	02.14.2025
L0401	IRRIGATION PLAN	03.14.2025
L0402	IRRIGATION PLAN	03.14.2025
L0403	IRRIGATION PLAN	03.14.2025
L0501	CONSTRUCTION DETAILS	03.14.2025
L0511	IRRIGATION DETAILS	03.14.2025

LISTING OF DOCUMENTS

L0521	PLANTING DETAILS	02.07.2025
L0541	CONSTRUCTION & PLANTING NOTES & SCHEDULES	02.07.2025
STRUCTURAL		
S0000	COVER SHEET	02.07.2025
S0001	GENERAL NOTES	03.14.2025
S0002	SYMBOLS AND NOTATIONS	02.07.2025
S0101	LEVEL 01 FRAMING PLAN	03.14.2025
S0102	LEVEL 02 FRAMING PLAN (ADDENDUM 03)	03.14.2025
S0103	LEVEL 03 FRAMING PLAN	03.14.2025
S0104	LEVEL 04 FRAMING PLAN	03.14.2025
S0105	LEVEL 05 FRAMING PLAN	03.14.2025
S0106	PENTHOUSE ROOF FRAMING PLAN	03.14.2025
S0201	EYEBROW OVERHANG FRAMING	03.14.2025
S0201.P	COOLING TOWER PARTIAL PLAN	02.07.2025
S0210	LOBBY MONUMENTAL STAIR FRAMING	02.07.2025
S0301	TYPICAL DETAILS (ADDENDUM 03)	03.14.2025
S0302	TYPICAL DETAILS	02.07.2025
S0311	TYPICAL FOUNDATION DETAILS	02.07.2025
S0312	TYPICAL FOUNDATION DETAILS	03.14.2025
S0321	TYPICAL CONCRETE DETAILS	02.07.2025
S0322	TYPICAL CONCRETE DETAILS	03.14.2025
S0331	TYPICAL POST TENSIONED CONCRETE DETAILS	02.07.2025
S0341	TYPICAL MASONRY DETAILS	02.07.2025
S0351	TYPICAL STEEL DETAILS	02.07.2025
S0401	FOUNDATION DETAILS	03.14.2025
S0411	FRAMING DETAILS	02.07.2025
S0412	FRAMING DETAILS (ADDENDUM 03)	03.14.2025
S0413	FRAMING DETAILS	03.14.2025
S0414	FRAMING DETAILS	02.07.2025
S0415	FRAMING DETAILS	03.14.2025
S0601	CONCRETE COLUMN SCHEDULE (ADDENDUM 03)	03.14.2025
S0602	CONCRETE COLUMN SCHEDULE (ADDENDUM 03)	03.14.2025
S0610	TYPICAL CONCRETE COLUMN DETAILS	02.07.2025
S0701	CONCRETE BEAM SCHEDULE	03.14.2025
S0702	CONCRETE BEAM SCHEDULE	03.14.2025
S0703	CONCRETE BEAM SCHEDULE	02.07.2025
S0704	CONCRETE BEAM SCHEDULE	02.07.2025
S0705	CONCRETE BEAM SCHEDULE	02.07.2025
S0710	CONCRETE POST-TENSIONED BEAM SCHEDULE	03.14.2025
ARCHITECTURAL		
A0001	SYMBOLS & ABBREVIATIONS	02.07.2025
A0002	MOUNTING HEIGHTS	03.14.2025
A0051	ARCHITECTURAL SITE PLAN	03.14.2025
A0071	SLAB PLAN - LEVEL 01	03.14.2025

LISTING OF DOCUMENTS

A0072	SLAB PLAN - LEVEL 02	02.07.2025
A0073	SLAB PLAN - LEVEL 03	03.14.2025
A0074	SLAB PLAN - LEVEL 04	02.07.2025
A0075	SLAB PLAN - PENTHOUSE LEVEL	02.07.2025
A0076	SLAB PLAN - PENTHOUSE ROOF	02.07.2025
A0101	LEVEL 01 FLOOR PLAN	02.07.2025
A0102	LEVEL 02 FLOOR PLAN	02.07.2025
A0103	LEVEL 03 FLOOR PLAN	02.07.2025
A0104	LEVEL 04 FLOOR PLAN	02.14.2025
A0105	PENTHOUSE PLAN & ROOF PLAN	02.07.2025
A0106	PENTHOUSE ROOF PLAN	02.07.2025
A0111A	LEVEL 01 PLAN - AREA A	03.14.2025
A0111B	LEVEL 01 PLAN - AREA B	02.07.2025
A0111C	LEVEL 01 PLAN - AREA C	02.07.2025
A0111D	LEVEL 01 PLAN - AREA D	02.07.2025
A0112A	LEVEL 02 PLAN - AREA A	02.07.2025
A0112B	LEVEL 02 PLAN - AREA B	02.07.2025
A0112C	LEVEL 02 PLAN - AREA C	02.07.2025
A0112D	LEVEL 02 PLAN - AREA D	02.07.2025
A0113A	LEVEL 03 PLAN - AREA A	02.07.2025
A0113B	LEVEL 03 PLAN - AREA B	03.14.2025
A0113C	LEVEL 03 PLAN - AREA C	02.07.2025
A0113D	LEVEL 03 PLAN - AREA D	02.07.2025
A0114A	LEVEL 04 PLAN - AREA A	02.07.2025
A0114B	LEVEL 04 PLAN - AREA B	03.14.2025
A0114C	LEVEL 04 PLAN - AREA C	02.07.2025
A0114D	LEVEL 04 PLAN - AREA D	02.07.2025
A0201	ENLARGED PLAN - RESTROOMS	02.14.2025
A0202	ENLARGED PLAN - AUDITORIUM	02.07.2025
A0203	ENLARGED PLAN - AUDITORIUM	02.07.2025
A0204	ENLARGED PLAN - LIBRARY	02.07.2025
A0205	ENLARGED PLAN - LIBRARY	02.07.2025
A0206	ENLARGED PLAN - OFFICE & CLASSROOM TYPICALS & RECEPTION	02.07.2025
A0251	INTERIOR MOCK-UPS	02.07.2025
A0300	OVERALL BUILDING ISOMETRICS	02.07.2025
A0301	OVERALL BUILDING ISOMETRICS	02.07.2025
A0302	OVERALL ELEVATIONS	03.14.2025
A0303	OVERALL ELEVATIONS	03.14.2025
A0304	OVERALL ELEVATIONS	02.07.2025
A0311	ENLARGED ELEVATIONS	02.07.2025
A0312	ENLARGED ELEVATIONS	02.07.2025
A0313	ENLARGED ELEVATIONS	02.07.2025
A0314	ENLARGED ELEVATIONS	03.14.2025
A0315	ENLARGED ELEVATIONS	02.07.2025

LISTING OF DOCUMENTS

A0316	ENLARGED ELEVATIONS	02.07.2025
A0331	BUILDING SECTIONS	02.07.2025
A0332	BUILDING SECTIONS	02.07.2025
A0351	EXTERIOR MOCK-UP	02.07.2025
A0352	EXTERIOR MOCK-UP	02.07.2025
A0361	COURTYARD CABLE ATTACHMENT LAYOUT	02.07.2025
A0401	EXTERIOR ENVELOPE ASSEMBLIES	02.07.2025
A0406	WALL SECTIONS	03.14.2025
A0407	WALL SECTIONS	02.07.2025
A0408	WALL SECTIONS	03.14.2025
A0409	WALL SECTIONS	03.14.2025
A0410	WALL SECTIONS	03.14.2025
A0411	WALL SECTIONS	03.14.2025
A0412	WALL SECTIONS	03.14.2025
A0413	WALL SECTIONS	02.07.2025
A0414	WALL SECTIONS	02.07.2025
A0421	EXTERIOR SECTION DETAILS	03.14.2025
A0422	EXTERIOR SECTION DETAILS	03.14.2025
A0423	EXTERIOR SECTION DETAILS	03.14.2025
A0424	EXTERIOR SECTION DETAILS	03.14.2025
A0425	EXTERIOR SECTION DETAILS	03.14.2025
A0426	EXTERIOR SECTION DETAILS	03.14.2025
A0427	EXTERIOR SECTION DETAILS	03.14.2025
A0428	EXTERIOR SECTION DETAILS	03.14.2025
A0451	EXTERIOR PLAN DETAILS	03.14.2025
A0452	EXTERIOR PLAN DETAILS	03.14.2025
A0453	EXTERIOR PLAN DETAILS	03.14.2025
A0454	EXTERIOR PLAN DETAILS	03.14.2025
A0455	EXTERIOR PLAN DETAILS	03.14.2025
A0456	EXTERIOR PLAN DETAILS	03.14.2025
A0457	EXTERIOR PLAN DETAILS	03.14.2025
A0458	EXTERIOR PLAN DETAILS	03.14.2025
A0459	EXTERIOR PLAN DETAILS	03.14.2025
A0481	ROOF SECTION DETAILS	02.07.2025
A0501	STAIR PLANS AND SECTIONS	02.07.2025
A0502	STAIR PLANS AND SECTIONS	03.14.2025
A0503	STAIR PLANS AND SECTIONS	03.14.2025
A0504	STAIR PLANS AND SECTIONS	02.07.2025
A0511	STAIR DETAILS - STAIRS 1, 3, & 5	02.07.2025
A0512	STAIR DETAILS - STAIRS 2 & 4	02.07.2025
A0521	ELEVATOR PLANS AND SECTIONS	03.14.2025
A0522	ELEVATOR PLANS AND SECTIONS	03.14.2025
A0531	ELEVATOR DETAILS	02.07.2025
A0601	INTERIOR ELEVATIONS	02.07.2025

LISTING OF DOCUMENTS

A0602	INTERIOR ELEVATIONS	02.14.2025
A0603	INTERIOR ELEVATIONS	02.14.2025
A0604	INTERIOR ELEVATIONS	02.07.2025
A0605	INTERIOR ELEVATIONS	02.07.2025
A0606	INTERIOR ELEVATIONS	02.07.2025
A0607	INTERIOR ELEVATIONS	02.07.2025
A0608	INTERIOR ELEVATIONS	02.07.2025
A0609	INTERIOR ELEVATIONS	02.07.2025
A0610	INTERIOR ELEVATIONS	02.07.2025
A0611	INTERIOR ELEVATIONS	02.07.2025
A0612	INTERIOR ELEVATIONS	02.07.2025
A0613	INTERIOR ELEVATIONS	02.07.2025
A0614	INTERIOR ELEVATIONS	02.07.2025
A0615	INTERIOR ELEVATIONS	02.07.2025
A0616	INTERIOR ELEVATIONS	02.07.2025
A0641	AUDITORIUM - INTERIOR ELEVATIONS & DETAILS	02.07.2025
A0642	AUDITORIUM - INTERIOR ELEVATIONS & DETAILS	02.07.2025
A0651	AUDITORIUM - SECTIONS	02.07.2025
A0701	LEVEL 01 REFLECTED CEILING PLAN	02.07.2025
A0702	LEVEL 02 REFLECTED CEILING PLAN (ADDENDUM 03)	03.14.2025
A0703	LEVEL 03 REFLECTED CEILING PLAN	02.07.2025
A0704	LEVEL 04 REFLECTED CEILING PLAN	02.14.2025
A0705	PENTHOUSE REFLECTED CEILING PLAN	02.07.2025
A0711A	LEVEL 01 REFLECTED CEILING PLAN - AREA A	02.07.2025
A0711B	LEVEL 01 REFLECTED CEILING PLAN - AREA B	02.07.2025
A0711C	LEVEL 01 REFLECTED CEILING PLAN - AREA C	02.07.2025
A0711D	LEVEL 01 REFLECTED CEILING PLAN - AREA D	02.07.2025
A0712A	LEVEL 02 REFLECTED CEILING PLAN - AREA A	02.07.2025
A0712B	LEVEL 02 REFLECTED CEILING PLAN - AREA B	03.14.2025
A0712C	LEVEL 02 REFLECTED CEILING PLAN - AREA C	03.14.2025
A0712D	LEVEL 02 REFLECTED CEILING PLAN - AREA D	02.07.2025
A0713A	LEVEL 03 REFLECTED CEILING PLAN - AREA A	02.07.2025
A0713B	LEVEL 03 REFLECTED CEILING PLAN - AREA B	02.07.2025
A0713C	LEVEL 03 REFLECTED CEILING PLAN - AREA C	02.07.2025
A0713D	LEVEL 03 REFLECTED CEILING PLAN - AREA D	02.07.2025
A0714A	LEVEL 04 REFLECTED CEILING PLAN - AREA A	02.07.2025
A0714B	LEVEL 04 REFLECTED CEILING PLAN - AREA B	03.14.2025
A0714C	LEVEL 04 REFLECTED CEILING PLAN - AREA C	02.07.2025
A0714D	LEVEL 04 REFLECTED CEILING PLAN - AREA D	02.07.2025
A0714E	LEVEL 4 REFLECTED CEILING PLAN - EYEBROW	02.07.2025
A0721	ENLARGED REFLECTED CEILING PLAN	02.07.2025
A0801	INTERIOR DETAILS	02.07.2025
A0802	INTERIOR DETAILS	02.07.2025
A0811	FLOOR TRANSITIONS	03.14.2025

LISTING OF DOCUMENTS

A0812	WALL AND BASE DETAILS	02.07.2025
A0840	CEILING DETAILS	02.07.2025
A0841	CEILING DETAILS	02.07.2025
A0842	CEILING DETAILS	02.07.2025
A0843	CEILING & RAILING DETAILS	02.07.2025
A0844	Unnamed	02.07.2025
A0901	CASEWORK AND MILLWORK TYPICAL DETAILS	02.07.2025
A0902	CASEWORK TYPES	02.07.2025
A0903	CASEWORK AND MILLWORK	02.07.2025
A0904	CASEWORK AND MILLWORK	02.07.2025
A0905	CASEWORK AND MILLWORK	02.07.2025
A0906	CASEWORK AND MILLWORK	02.07.2025
A0911	MILLWORK DETAILS - LIBRARY STACKS	02.07.2025
A0912	MILLWORK DETAILS - LIBRARY STACKS	02.07.2025
A1001	INTERIOR PARTITION TYPES	02.07.2025
A1002	INTERIOR PARTITION TYPES	02.07.2025
A1005	INTERIOR CMU PARTITION TYPES & DETAILS	02.07.2025
A1010	INTERIOR PARTITION DETAILS	02.07.2025
A1011	TYPICAL PARTITION HEAD OF WALL DETAILS	02.07.2025
A1012	TYPICAL WALL FRAMING DETAILS	02.07.2025
A1021	DOORS & BORROWED LIGHTS	02.07.2025
A1022	DOOR SCHEDULE - LEVELS 1 & 2	03.14.2025
A1023	DOOR SCHEDULE - LEVEL 3	03.14.2025
A1024	DOOR SCHEDULE - LEVELS 4 & PENTHOUSE	03.14.2025
A1031	EXTERIOR GLAZED OPENINGS	02.07.2025
A1032	EXTERIOR GLAZED OPENINGS	02.07.2025
A1033	EXTERIOR GLAZED OPENINGS	02.07.2025
A1034	EXTERIOR GLAZED OPENINGS	02.07.2025
A1035	EXTERIOR GLAZED OPENINGS	02.07.2025
A1036	EXTERIOR GLAZED OPENINGS	02.07.2025
A1041	INTERIOR GLAZED OPENINGS - DEMOUNTABLE	03.14.2025
A1042	INTERIOR GLAZED OPENINGS - DEMOUNTABLE	03.14.2025
A1043	INTERIOR GLAZED OPENINGS - STOREFRONT	02.07.2025
A1201	GENERAL FINISH NOTES AND FINISH LEGEND (ADDENDUM 03)	03.14.2025
A1231	LEVEL 01 FINISH PLAN	02.07.2025
A1232	LEVEL 02 FINISH PLAN	02.07.2025
A1233	LEVEL 03 FINISH PLAN	02.07.2025
A1234	LEVEL 04 FINISH PLAN	02.14.2025
A1235	PENTHOUSE FINISH PLAN	02.14.2025
A1241A	LEVEL 01 FINISH PLAN - AREA A	02.07.2025
A1241B	LEVEL 01 FINISH PLAN - AREA B	02.07.2025
A1241C	LEVEL 01 FINISH PLAN - AREA C	02.07.2025
A1241D	LEVEL 01 FINISH PLAN - AREA D	02.07.2025
A1242A	LEVEL 02 FINISH PLAN - AREA A	02.07.2025

LISTING OF DOCUMENTS

A1242B	LEVEL 02 FINISH PLAN - AREA B	02.07.2025
A1242C	LEVEL 02 FINISH PLAN - AREA C	02.07.2025
A1242D	LEVEL 02 FINISH PLAN - AREA D	02.07.2025
A1243A	LEVEL 03 FINISH PLAN - AREA A	02.07.2025
A1243B	LEVEL 03 FINISH PLAN - AREA B	03.14.2025
A1243C	LEVEL 03 FINISH PLAN - AREA C	02.07.2025
A1243D	LEVEL 03 FINISH PLAN - AREA D	02.07.2025
A1244A	LEVEL 04 FINISH PLAN - AREA A	02.07.2025
A1244B	LEVEL 04 FINISH PLAN - AREA B	03.14.2025
A1244C	LEVEL 04 FINISH PLAN - AREA C	02.07.2025
A1244D	LEVEL 04 FINISH PLAN - AREA D	02.07.2025
A1301	GRAPHIC LOCATION PLANS LEVEL 1	02.07.2025
A1302	GRAPHIC LOCATION PLANS LEVEL 2	02.07.2025
A1303	GRAPHIC LOCATION PLANS LEVEL 3	02.07.2025
A1304	GRAPHIC LOCATION PLANS LEVEL 4	02.07.2025
A1305	GRAPHIC DRAWING DETAILS	02.07.2025
A1306	GRAPHIC DRAWING DETAILS	02.07.2025
A1307	GRAPHIC DRAWING DETAILS	02.07.2025

PLUMBING

P0001	LEGENDS, SYMBOLS & ABBREVIATIONS	02.07.2025
P010U	UNDER SLAB - PLUMBING PLAN - OVERALL	02.07.2025
P011UA	UNDER SLAB - PLUMBING PLAN - AREA A	02.07.2025
P011UB	UNDER SLAB - PLUMBING PLAN - AREA B	02.07.2025
P011UC	UNDER SLAB - PLUMBING PLAN - AREA C	02.07.2025
P011UD	UNDER SLAB - PLUMBING PLAN - AREA D	02.07.2025
P0051	PLUMBING SITE PLAN	02.07.2025
P0052P	PLUMBING SITE PLAN - CENTRAL PLANT	02.07.2025
P0101	LEVEL 01 - PLUMBING PLAN - OVERALL	02.07.2025
P0102	LEVEL 02 - PLUMBING PLAN - OVERALL	02.07.2025
P0103	LEVEL 03 - PLUMBING PLAN - OVERALL	02.07.2025
P0104	LEVEL 04 - PLUMBING PLAN - OVERALL	02.07.2025
P0105	PENTHOUSE - PLUMBING PLAN - OVERALL	02.07.2025
P0111A	LEVEL 01 - PLUMBING PLAN - AREA A	02.07.2025
P0111B	LEVEL 01 - PLUMBING PLAN - AREA B	02.07.2025
P0111C	LEVEL 01 - PLUMBING PLAN - AREA C	02.07.2025
P0111D	LEVEL 01 - PLUMBING PLAN - AREA D	02.07.2025
P0112A	LEVEL 02 - PLUMBING PLAN - AREA A	02.07.2025
P0112B	LEVEL 02 - PLUMBING PLAN - AREA B	02.07.2025
P0112C	LEVEL 02 - PLUMBING PLAN - AREA C	02.07.2025
P0112D	LEVEL 02 - PLUMBING PLAN - AREA D	02.07.2025
P0113A	LEVEL 03 - PLUMBING PLAN - AREA A	02.07.2025
P0113B	LEVEL 03 - PLUMBING PLAN - AREA B	02.14.2025
P0113C	LEVEL 03 - PLUMBING PLAN - AREA C	02.07.2025
P0113D	LEVEL 03 - PLUMBING PLAN - AREA D	02.07.2025

LISTING OF DOCUMENTS

P0114A	LEVEL 04 - PLUMBING PLAN - AREA A	02.07.2025
P0114B	LEVEL 04 - PLUMBING PLAN - AREA B	02.14.2025
P0114C	LEVEL 04 - PLUMBING PLAN - AREA C	02.07.2025
P0114D	LEVEL 04 - PLUMBING PLAN - AREA D	02.07.2025
P0115A	PENTHOUSE - PLUMBING PLAN - AREA A	02.07.2025
P0115B	PENTHOUSE - PLUMBING PLAN - AREA B	02.07.2025
P0115C	PENTHOUSE - PLUMBING PLAN - AREA C	02.07.2025
P0115D	PENTHOUSE - PLUMBING PLAN - AREA D	02.07.2025
P0401	PLUMBING - RISER DIAGRAM	02.07.2025
P0402	PLUMBING - RISER DIAGRAM	02.07.2025
P0403	PLUMBING - RISER DIAGRAM	02.14.2025
P0404	PLUMBING - RISER DIAGRAM	02.07.2025
P0405	PLUMBING - RISER DIAGRAM	02.07.2025
P0406	PLUMBING - RISER DIAGRAM	02.07.2025
P0407	PLUMBING - RISER DIAGRAM	02.07.2025
P0501	PLUMBING SCHEDULES	03.14.2025
P0601	PLUMBING DETAILS	02.07.2025
P0602	PLUMBING DETAILS	03.14.2025

MECHANICAL

M0001	LEGENDS, SYMBOLS & ABBREVIATIONS	02.07.2025
M0051	MECHANICAL SITE PLAN	02.07.2025
M0101	LEVEL 01 - HVAC PLAN - OVERALL	02.07.2025
M0102	LEVEL 02 - HVAC PLAN - OVERALL	02.07.2025
M0103	LEVEL 03 - HVAC PLAN - OVERALL	02.07.2025
M0104	LEVEL 04 - HVAC PLAN - OVERALL	02.07.2025
M0105	PENTHOUSE - HVAC PLAN - OVERALL	02.07.2025
M0111A	LEVEL 01 - HVAC PLAN - AREA A	02.07.2025
M0111B	LEVEL 01 - HVAC PLAN - AREA B	02.07.2025
M0111C	LEVEL 01 - HVAC PLAN - AREA C	02.07.2025
M0111D	LEVEL 01 - HVAC PLAN - AREA D	02.07.2025
M0112A	LEVEL 02 - HVAC PLAN - AREA A	02.07.2025
M0112B	LEVEL 02 - HVAC PLAN - AREA B	02.07.2025
M0112C	LEVEL 02 - HVAC PLAN - AREA C	02.14.2025
M0112D	LEVEL 02 - HVAC PLAN - AREA D	02.07.2025
M0113A	LEVEL 03 - HVAC PLAN - AREA A	02.07.2025
M0113B	LEVEL 03 - HVAC PLAN - AREA B	02.07.2025
M0113C	LEVEL 03 - HVAC PLAN - AREA C	02.07.2025
M0113D	LEVEL 03 - HVAC PLAN - AREA D	02.07.2025
M0114A	LEVEL 04 - HVAC PLAN - AREA A	02.07.2025
M0114B	LEVEL 04 - HVAC PLAN - AREA B	02.14.2025
M0114C	LEVEL 04 - HVAC PLAN - AREA C	02.07.2025
M0114D	LEVEL 04 - HVAC PLAN - AREA D	02.07.2025
M0201	LEVEL 01 - PIPING PLAN - OVERALL	02.07.2025
M0202	LEVEL 02 - PIPING PLAN - OVERALL	02.07.2025

LISTING OF DOCUMENTS

M0203	LEVEL 03 - PIPING PLAN - OVERALL	02.07.2025
M0204	LEVEL 04 - PIPING PLAN - OVERALL	02.07.2025
M0205	PENTHOUSE - PIPING PLAN - OVERALL	02.07.2025
M0211A	LEVEL 01 - PIPING PLAN - AREA A	02.07.2025
M0211B	LEVEL 01 - PIPING PLAN - AREA B	02.07.2025
M0211C	LEVEL 01 - PIPING PLAN - AREA C	02.07.2025
M0211D	LEVEL 01 - PIPING PLAN - AREA D	02.07.2025
M0211P	LEVEL 01 - PIPING PLAN - CENTRAL PLANT	02.07.2025
M0212A	LEVEL 02 - PIPING PLAN - AREA A	02.07.2025
M0212B	LEVEL 02 - PIPING PLAN - AREA B	03.14.2025
M0212C	LEVEL 02 - PIPING PLAN - AREA C	02.07.2025
M0212D	LEVEL 02 - PIPING PLAN - AREA D	02.07.2025
M0213A	LEVEL 03 - PIPING PLAN - AREA A	02.07.2025
M0213B	LEVEL 03 - PIPING PLAN - AREA B	02.07.2025
M0213C	LEVEL 03 - PIPING PLAN - AREA C	02.07.2025
M0213D	LEVEL 03 - PIPING PLAN - AREA D	02.07.2025
M0214A	LEVEL 04 - PIPING PLAN - AREA A	02.07.2025
M0214B	LEVEL 04 - PIPING PLAN - AREA B	02.07.2025
M0214C	LEVEL 04 - PIPING PLAN - AREA C	02.07.2025
M0214D	LEVEL 04 - PIPING PLAN - AREA D	02.07.2025
M0301	MECHANICAL ENLARGED PLANS	02.07.2025
M0302	MECHANICAL ENLARGED PLANS	02.07.2025
M0303	MECHANICAL ENLARGED PLANS	02.07.2025
M0304	MECHANICAL ENLARGED PLANS	02.07.2025
M0411	RISER DIAGRAMS - CHW PIPING	02.07.2025
M0412	RISER DIAGRAMS - HW PIPING	03.14.2025
M0413	RISER DIAGRAMS - HW PIPING	02.07.2025
M0501	MECHANICAL SCHEDULES	03.14.2025
M0502	MECHANICAL SCHEDULES	02.14.2025
M0503	MECHANICAL SCHEDULES	02.14.2025
M0504	MECHANICAL SCHEDULES	02.07.2025
M0505	MECHANICAL SCHEDULES	02.07.2025
M0601	MECHANICAL CONTROLS	02.07.2025
M0602	MECHANICAL CONTROLS	02.14.2025
M0701	MECHANICAL DETAILS	02.07.2025
M0702	MECHANICAL DETAILS	02.14.2025
M0703	MECHANICAL DETAILS (ADDENDUM 03)	03.14.2025
ELECTRICAL		
E0001	LEGENDS, SYMBOLS & ABBREVIATIONS	02.14.2025
E0051	ELECTRICAL SITE PLAN (ADDENDUM 03)	03.14.2025
E0052	ELECTRICAL SITE GROUNDING PLAN	02.07.2025
E0053	ELECTRICAL SITE PLAN - ENLARGED PLANS	02.14.2025
E0054P	ELECTRICAL SITE PLAN - CENTRAL PLANT	02.07.2025
E0061	LEVEL 01 - ELECTRICAL - OVERALL	02.07.2025

LISTING OF DOCUMENTS

E0062	LEVEL 02 - ELECTRICAL - OVERALL	02.07.2025
E0063	LEVEL 03 - ELECTRICAL - OVERALL	02.07.2025
E0064	LEVEL 04 - ELECTRICAL - OVERALL	02.07.2025
E0065	PENTHOUSE - ELECTRICAL - OVERALL	02.07.2025
E0111A	LEVEL 01 - LIGHTING PLAN - AREA A	03.14.2025
E0111B	LEVEL 01 - LIGHTING PLAN - AREA B	03.14.2025
E0111C	LEVEL 01 - LIGHTING PLAN - AREA C	03.14.2025
E0111D	LEVEL 01 - LIGHTING PLAN - AREA D	03.14.2025
E0112A	LEVEL 02 - LIGHTING PLAN - AREA A	03.14.2025
E0112B	LEVEL 02 - LIGHTING PLAN - AREA B	03.14.2025
E0112C	LEVEL 02 - LIGHTING PLAN - AREA C	03.14.2025
E0112D	LEVEL 02 - LIGHTING PLAN - AREA D	03.14.2025
E0113A	LEVEL 03 - LIGHTING PLAN - AREA A	03.14.2025
E0113B	LEVEL 03 - LIGHTING PLAN - AREA B	03.14.2025
E0113C	LEVEL 03 - LIGHTING PLAN - AREA C	03.14.2025
E0113D	LEVEL 03 - LIGHTING PLAN - AREA D	03.14.2025
E0114A	LEVEL 04 - LIGHTING PLAN - AREA A	03.14.2025
E0114B	LEVEL 04 - LIGHTING PLAN - AREA B	03.14.2025
E0114C	LEVEL 04 - LIGHTING PLAN - AREA C	03.14.2025
E0114D	LEVEL 04 - LIGHTING PLAN - AREA D	03.14.2025
E0121	ENLARGED LIGHTING PLANS	02.07.2025
E0122	LIGHTING ELEVATIONS	03.14.2025
E0211A	LEVEL 01 - POWER PLAN - AREA A	02.14.2025
E0211B	LEVEL 01 - POWER PLAN - AREA B	02.14.2025
E0211C	LEVEL 01 - POWER PLAN - AREA C	02.14.2025
E0211D	LEVEL 01 - POWER PLAN - AREA D	02.14.2025
E0212A	LEVEL 02 - POWER PLAN - AREA A	02.14.2025
E0212B	LEVEL 02 - POWER PLAN - AREA B	02.14.2025
E0212C	LEVEL 02 - POWER PLAN - AREA C	02.14.2025
E0212D	LEVEL 02 - POWER PLAN - AREA D	02.07.2025
E0213A	LEVEL 03 - POWER PLAN - AREA A	02.07.2025
E0213B	LEVEL 03 - POWER PLAN - AREA B	02.07.2025
E0213C	LEVEL 03 - POWER PLAN - AREA C	02.07.2025
E0213D	LEVEL 03 - POWER PLAN - AREA D	02.07.2025
E0214A	LEVEL 04 - POWER PLAN - AREA A	02.07.2025
E0214B	LEVEL 04 - POWER PLAN - AREA B	02.14.2025
E0214C	LEVEL 04 - POWER PLAN - AREA C	02.07.2025
E0214D	LEVEL 04 - POWER PLAN - AREA D	02.07.2025
E0251A	LEVEL 01 - MECHANICAL POWER - AREA A	02.14.2025
E0251B	LEVEL 01 - MECHANICAL POWER - AREA B	02.14.2025
E0251C	LEVEL 01 - MECHANICAL POWER - AREA C	02.14.2025
E0251D	LEVEL 01 - MECHANICAL POWER - AREA D	02.14.2025
E0252A	LEVEL 02 - MECHANICAL POWER - AREA A	02.07.2025
E0252B	LEVEL 02 - MECHANICAL POWER - AREA B	02.07.2025

LISTING OF DOCUMENTS

E0252C	LEVEL 02 - MECHANICAL POWER - AREA C	02.07.2025
E0252D	LEVEL 02 - MECHANICAL POWER - AREA D	02.07.2025
E0253A	LEVEL 03 - MECHANICAL POWER - AREA A	02.07.2025
E0253B	LEVEL 03 - MECHANICAL POWER - AREA B	02.07.2025
E0253C	LEVEL 03 - MECHANICAL POWER - AREA C	02.07.2025
E0253D	LEVEL 03 - MECHANICAL POWER - AREA D	02.07.2025
E0254A	LEVEL 04 - MECHANICAL POWER - AREA A	02.07.2025
E0254B	LEVEL 04 - MECHANICAL POWER - AREA B	02.07.2025
E0254C	LEVEL 04 - MECHANICAL POWER - AREA C	02.07.2025
E0254D	LEVEL 04 - MECHANICAL POWER - AREA D	02.07.2025
E0255	LEVEL 05 - MECHANICAL POWER - PENTHOUSE	03.14.2025
E0311A	LEVEL 01 - SYSTEMS PLAN - AREA A	02.07.2025
E0311B	LEVEL 01 - SYSTEMS PLAN - AREA B	02.14.2025
E0311C	LEVEL 01 - SYSTEMS PLAN - AREA C	02.14.2025
E0311D	LEVEL 01 - SYSTEMS PLAN - AREA D	02.07.2025
E0312A	LEVEL 02 - SYSTEMS PLAN - AREA A	02.07.2025
E0312B	LEVEL 02 - SYSTEMS PLAN - AREA B	02.14.2025
E0312C	LEVEL 02 - SYSTEMS PLAN - AREA C	02.14.2025
E0312D	LEVEL 02 - SYSTEMS PLAN - AREA D	02.07.2025
E0313A	LEVEL 03 - SYSTEMS PLAN - AREA A	02.07.2025
E0313B	LEVEL 03 - SYSTEMS PLAN - AREA B	02.14.2025
E0313C	LEVEL 03 - SYSTEMS PLAN - AREA C	02.14.2025
E0313D	LEVEL 03 - SYSTEMS PLAN - AREA D	02.07.2025
E0314A	LEVEL 04 - SYSTEMS PLAN - AREA A	02.07.2025
E0314B	LEVEL 04 - SYSTEMS PLAN - AREA B	02.14.2025
E0314C	LEVEL 04 - SYSTEMS PLAN - AREA C	02.14.2025
E0314D	LEVEL 04 - SYSTEMS PLAN - AREA D	02.07.2025
E0321	ENLARGED FIRE ALARM PLANS	02.07.2025
E0501	ELECTRICAL ONE-LINE DIAGRAM - CENTRAL UTILITY PLANT MAIN	03.14.2025
E0502	ELECTRICAL ONE-LINE DIAGRAM - NORMAL/EMERGENCY OVERALL	03.14.2025
E0503	ELECTRICAL ONE-LINE DIAGRAM - EMERGENCY DISTRIBUTION (ED)	03.14.2025
E0504	ELECTRICAL ONE-LINE DIAGRAM - NORMAL AREA A	02.14.2025
E0505	ELECTRICAL ONE-LINE DIAGRAM - NORMAL AREA B	02.14.2025
E0601	ELECTRICAL SCHEDULES - LIGHTING	02.14.2025
E0603	ELECTRICAL SCHEDULES - LIGHTING	02.07.2025
E0604	ELECTRICAL SCHEDULES - MECHANICAL POWER	02.07.2025
E0605	ELECTRICAL PANEL SCHEDULES	02.07.2025
E0606	ELECTRICAL PANEL SCHEDULES	02.07.2025
E0607	ELECTRICAL PANEL SCHEDULES	02.07.2025
E0608	ELECTRICAL PANEL SCHEDULES	02.14.2025
E0609	ELECTRICAL PANEL SCHEDULES	02.07.2025
E0610	ELECTRICAL PANEL SCHEDULES	02.07.2025
E0611	ELECTRICAL PANEL SCHEDULES	02.14.2025
E0612	ELECTRICAL PANEL SCHEDULES	02.07.2025

LISTING OF DOCUMENTS

E0613	ELECTRICAL PANEL SCHEDULES	02.07.2025
E0701	ELECTRICAL DETAILS	02.14.2025
E0702	ELECTRICAL DETAILS	02.14.2025

TECHNOLOGY

T0001	TECHNOLOGY INFRASTRUCTURE LEGENDS AND NOTES	02.07.2025
T0002	TECHNOLOGY INFRASTRUCTURE LEGENDS AND LEGEND NOTES	02.07.2025
T0003	TECHNOLOGY INFRASTRUCTURE LEGENDS AND SCHEDULES	02.07.2025
T0051	TELECOM SITE PLAN	02.07.2025
T0111A	LEVEL 01 TECHNOLOGY INFRASTRUCTURE PLAN - AREA A	02.07.2025
T0111B	LEVEL 01 TECHNOLOGY INFRASTRUCTURE PLAN - AREA B	02.07.2025
T0111C	LEVEL 01 TECHNOLOGY INFRASTRUCTURE PLAN - AREA C	02.07.2025
T0111D	LEVEL 01 TECHNOLOGY INFRASTRUCTURE PLAN - AREA D	02.07.2025
T0112A	LEVEL 02 TECHNOLOGY INFRASTRUCTURE PLAN - AREA A	02.07.2025
T0112B	LEVEL 02 TECHNOLOGY INFRASTRUCTURE PLAN - AREA B	02.07.2025
T0112C	LEVEL 02 TECHNOLOGY INFRASTRUCTURE PLAN - AREA C	02.07.2025
T0112D	LEVEL 02 TECHNOLOGY INFRASTRUCTURE PLAN - AREA D	02.07.2025
T0113A	LEVEL 03 TECHNOLOGY INFRASTRUCTURE PLAN - AREA A	02.07.2025
T0113B	LEVEL 03 TECHNOLOGY INFRASTRUCTURE PLAN - AREA B	02.07.2025
T0113C	LEVEL 03 TECHNOLOGY INFRASTRUCTURE PLAN - AREA C	02.07.2025
T0113D	LEVEL 03 TECHNOLOGY INFRASTRUCTURE PLAN - AREA D	02.07.2025
T0114A	LEVEL 04 TECHNOLOGY INFRASTRUCTURE PLAN - AREA A	02.07.2025
T0114B	LEVEL 04 TECHNOLOGY INFRASTRUCTURE PLAN - AREA B	02.07.2025
T0114C	LEVEL 04 TECHNOLOGY INFRASTRUCTURE PLAN - AREA C	02.07.2025
T0114D	LEVEL 04 TECHNOLOGY INFRASTRUCTURE PLAN - AREA D	02.07.2025
T0115A	ROOF TECHNOLOGY INFRASTRUCTURE PLAN - AREA A	02.07.2025
T0115B	ROOF TECHNOLOGY INFRASTRUCTURE PLAN - AREA B	02.07.2025
T0115C	ROOF TECHNOLOGY INFRASTRUCTURE PLAN - AREA C	02.07.2025
T0115D	ROOF TECHNOLOGY INFRASTRUCTURE PLAN - AREA D	02.07.2025
T0211A	LEVEL 01 TECHNOLOGY INFRASTRUCTURE REFLECTED CEILING PLAN - AREA A	02.07.2025
T0211B	LEVEL 01 TECHNOLOGY INFRASTRUCTURE REFLECTED CEILING PLAN - AREA B	02.07.2025
T0211C	LEVEL 01 TECHNOLOGY INFRASTRUCTURE REFLECTED CEILING PLAN - AREA C	02.07.2025
T0211D	LEVEL 01 TECHNOLOGY INFRASTRUCTURE REFLECTED CEILING PLAN - AREA D	02.07.2025
T0212A	LEVEL 02 TECHNOLOGY INFRASTRUCTURE REFLECTED CEILING PLAN - AREA A	02.07.2025
T0212B	LEVEL 02 TECHNOLOGY INFRASTRUCTURE REFLECTED CEILING PLAN - AREA B	02.07.2025
T0212C	LEVEL 02 TECHNOLOGY INFRASTRUCTURE REFLECTED CEILING PLAN - AREA C	02.07.2025
T0212D	LEVEL 02 TECHNOLOGY INFRASTRUCTURE REFLECTED CEILING PLAN - AREA D	02.07.2025
T0213A	LEVEL 03 TECHNOLOGY INFRASTRUCTURE REFLECTED CEILING PLAN - AREA A	02.07.2025

LISTING OF DOCUMENTS

T0213B	LEVEL 03 TECHNOLOGY INFRASTRUCTURE REFLECTED CEILING PLAN - AREA B	02.07.2025
T0213C	LEVEL 03 TECHNOLOGY INFRASTRUCTURE REFLECTED CEILING PLAN - AREA C	02.07.2025
T0213D	LEVEL 03 TECHNOLOGY INFRASTRUCTURE REFLECTED CEILING PLAN - AREA D	02.07.2025
T0214A	LEVEL 04 TECHNOLOGY INFRASTRUCTURE REFLECTED CEILING PLAN - AREA A	02.07.2025
T0214B	LEVEL 04 TECHNOLOGY INFRASTRUCTURE REFLECTED CEILING PLAN - AREA B	02.07.2025
T0214C	LEVEL 04 TECHNOLOGY INFRASTRUCTURE REFLECTED CEILING PLAN - AREA C	02.07.2025
T0214D	LEVEL 04 TECHNOLOGY INFRASTRUCTURE REFLECTED CEILING PLAN - AREA D	02.07.2025
T0311A	LEVEL 01 TELECOM PLAN - AREA A	02.07.2025
T0311B	LEVEL 01 TELECOM PLAN - AREA B	02.07.2025
T0311C	LEVEL 01 TELECOM PLAN - AREA C	02.07.2025
T0311D	LEVEL 01 TELECOM PLAN - AREA D	02.07.2025
T0312A	LEVEL 02 TELECOM PLAN - AREA A	02.07.2025
T0312B	LEVEL 02 TELECOM PLAN - AREA B	02.07.2025
T0312C	LEVEL 02 TELECOM PLAN - AREA C	02.07.2025
T0312D	LEVEL 02 TELECOM PLAN - AREA D	02.07.2025
T0313A	LEVEL 03 TELECOM PLAN - AREA A	02.07.2025
T0313B	LEVEL 03 TELECOM PLAN - AREA B	02.07.2025
T0313C	LEVEL 03 TELECOM PLAN - AREA C	02.07.2025
T0313D	LEVEL 03 TELECOM PLAN - AREA D	02.07.2025
T0314A	LEVEL 04 TELECOM PLAN - AREA A	02.07.2025
T0314B	LEVEL 04 TELECOM PLAN - AREA B	02.07.2025
T0314C	LEVEL 04 TELECOM PLAN - AREA C	02.07.2025
T0314D	LEVEL 04 TELECOM PLAN - AREA D	02.07.2025
T0315A	ROOF TELECOM PLAN - AREA A	02.07.2025
T0315B	ROOF TELECOM PLAN - AREA B	02.07.2025
T0315C	ROOF TELECOM PLAN - AREA C	02.07.2025
T0315D	ROOF TELECOM PLAN - AREA D	02.07.2025
T0401	TELECOM ENLARGED PLANS AND ELEVATIONS	02.07.2025
T0402	TELECOM ENLARGED PLANS AND ELEVATIONS	02.07.2025
T0403	TELECOM ENLARGED PLANS AND ELEVATIONS	02.07.2025
T0404	TELECOM ENLARGED PLANS AND ELEVATIONS	02.07.2025
T0501	AUDIOVISUAL INFRASTRUCTURE ROOM RISERS	02.07.2025
T0502	TYPICAL AUDIOVISUAL RISER	02.07.2025
T0601	TELECOM BUILDING RISER	02.07.2025
T0602	TYPICAL TELECOM RISER	02.07.2025
T0701	TECHNOLOGY INFRASTRUCTURE ELEVATIONS	02.07.2025
T0702	TECHNOLOGY INFRASTRUCTURE ELEVATIONS	02.07.2025
T0703	TECHNOLOGY INFRASTRUCTURE ELEVATIONS	02.07.2025
T0704	TECHNOLOGY INFRASTRUCTURE ELEVATIONS	02.07.2025

LISTING OF DOCUMENTS

T0705	TECHNOLOGY INFRASTRUCTURE ELEVATIONS	02.07.2025
T0706	TECHNOLOGY INFRASTRUCTURE ELEVATIONS	02.07.2025
T0707	TECHNOLOGY INFRASTRUCTURE ELEVATIONS	02.07.2025
T0801	TECHNOLOGY INFRASTRUCTURE DETAILS	02.07.2025
T0901	TELECOM DETAILS	02.07.2025
T0902	TELECOM DETAILS	02.07.2025

SECURITY

Y0001	SECURITY SYMBOLS LEGEND, NOTES AND SCHEDULES	02.07.2025
Y0051	SECURITY SITE PLAN	02.07.2025
Y0111A	LEVEL 01 SECURITY PLAN - AREA A	02.07.2025
Y0111B	LEVEL 01 SECURITY PLAN - AREA B	02.07.2025
Y0111C	LEVEL 01 SECURITY PLAN - AREA C	02.07.2025
Y0111D	LEVEL 01 SECURITY PLAN - AREA D	02.07.2025
Y0112A	LEVEL 02 SECURITY PLAN - AREA A	02.07.2025
Y0112B	LEVEL 02 SECURITY PLAN - AREA B	02.07.2025
Y0112C	LEVEL 02 SECURITY PLAN - AREA C	02.07.2025
Y0112D	LEVEL 02 SECURITY PLAN - AREA D	02.07.2025
Y0113A	LEVEL 03 SECURITY PLAN - AREA A	02.07.2025
Y0113B	LEVEL 03 SECURITY PLAN - AREA B	02.07.2025
Y0113C	LEVEL 03 SECURITY PLAN - AREA C	02.07.2025
Y0113D	LEVEL 03 SECURITY PLAN - AREA D	02.07.2025
Y0114A	LEVEL 04 SECURITY PLAN - AREA A	02.07.2025
Y0114B	LEVEL 04 SECURITY PLAN - AREA B	02.07.2025
Y0114C	LEVEL 04 SECURITY PLAN - AREA C	02.07.2025
Y0114D	LEVEL 04 SECURITY PLAN - AREA D	02.07.2025
Y0115A	ROOF SECURITY PLAN - AREA A	02.07.2025
Y0115B	ROOF SECURITY PLAN - AREA B	02.07.2025
Y0115C	ROOF SECURITY PLAN - AREA C	02.07.2025
Y0115D	ROOF SECURITY PLAN - AREA D	02.07.2025
Y0801	SECURITY DETAILS	02.07.2025
Y0802	SECURITY DETAILS	02.07.2025

STAGE LIGHTING

LT0001	LIGHTING LEGENDS AND NOTES	02.07.2025
LT0002	LIGHTING SCHEDULES	02.07.2025
LT0311C	LEVEL 01 LIGHTING SYSTEMS PLAN - AREA C	02.07.2025
LT0312C	LEVEL 02 LIGHTING SYSTEMS PLAN - AREA C	02.07.2025
LT0412C	LEVEL 02 LIGHTING SYSTEMS CEILING PLAN - AREA C	02.07.2025
LT0501	LIGHTING CONTROL SYSTEM DIAGRAMS	02.07.2025
LT0801	LIGHTING DETAILS	02.07.2025

SPECIFICATIONS

00 01 07	Seals Page	02.07.2025
00 01 11	Table of Contents	02.14.2026
00 31 32	Geotechnical Study	02.07.2025
01 10 00	Summary	02.07.2025

LISTING OF DOCUMENTS

01 21 00	Allowances	02.07.2025
01 22 00	Unit Prices	02.07.2025
01 25 00	Substitution Procedures	02.07.2025
01 25 00.1	Substitution Request Form	02.07.2025
01 26 00	Contract Modification Procedures	02.07.2025
01 26 00.1	Change Order Proposal Summary Forms	02.07.2025
01 26 00.2	Proposal Request Template	02.07.2025
01 29 00	Payment Procedures	02.07.2025
01 31 00	Project Management and Coordination	02.07.2025
01 31 00.1	Request for Information (RFI) Form	02.07.2025
01 31 30	Preconstruction Phase Coordination and Procedures	02.07.2025
01 31 30.1	Preconstruction Submittal ID Sheet	02.07.2025
01 31 30.2	Preconstruction Request for Information (PRFI) Form	02.07.2025
01 32 00	Construction Progress Documentation	02.07.2025
01 32 33	Photographic Documentation	02.07.2025
01 33 00	Submittal Procedures	02.07.2025
01 33 00.1	Submittal ID Sheet	02.07.2025
01 33 00.2	Contractor's Certification Letter	02.07.2025
01 35 13.35	Special Project Procedures for Building Enclosure	02.07.2025
01 35 73	Delegated Design Procedures	02.07.2025
01 40 00	Quality Requirements	02.07.2025
01 41 10	Special Inspections and Testing	02.07.2025
01 42 00	References	02.07.2025
01 43 39	Mockups	02.07.2025
01 45 29	Structural Testing and Inspections	02.07.2025
01 50 00	Temporary Facilities and Controls	02.07.2025
01 56 39	Temporary Tree and Plant Protection	02.07.2025
01 60 00	Product Requirements	02.07.2025
01 60 00.1	Comparable Product Request Form	02.07.2025
01 73 00	Execution	02.07.2025
01 73 29	Cutting and Patching	02.07.2025
01 77 00	Closeout Procedures	02.07.2025
01 78 23	Operation and Maintenance Data	02.07.2025
01 78 39	Project Record Documents	02.07.2025
01 79 00	Demonstration and Training	02.07.2025
01 83 16	Exterior Enclosure Performance Requirements	02.07.2025
01 91 00	Building Systems Commissioning	02.14.2025
01 91 19	Building Enclosure Commissioning Requirements	02.07.2025
03 10 00	Concrete Forming and Accessories	02.07.2025
03 20 00	Concrete Reinforcing	02.07.2025
03 30 00	Cast-In-Place Concrete	02.07.2025
03 30 00	Landscape Cast-In-Place Concrete	02.07.2025
03 35 40	Concrete Densifier/Sealer Treatment	02.07.2025
03 38 00	Post-Tensioned Concrete	02.07.2025

LISTING OF DOCUMENTS

03 54 16	Hydraulic Cement Underlayment	02.07.2025
04 20 00	Unit Masonry	02.07.2025
04 72 00	Cast Stone Masonry	02.07.2025
04 72 00	Landscape Cast Stone Masonry	02.07.2025
05 12 00	Structural Steel Framing	02.07.2025
05 31 00	Steel Decking	02.07.2025
05 40 00	Cold Formed Metal Framing	02.07.2025
05 50 00	Metal Fabrications	02.07.2025
05 51 13	Metal Pan Stairs	02.07.2025
05 52 13	Landscape Pipe and Tube Railings	02.07.2025
05 52 13	Pipe and Tube Railings	02.07.2025
05 73 00	Decorative Metal Railings	02.07.2025
05 73 13	Glazed Decorative Metal Railing	02.07.2025
05 75 00	Decorative Formed Metal	02.07.2025
06 10 00	Rough Carpentry	02.07.2025
06 16 00	Sheathing	02.07.2025
06 40 23	Interior Architectural Woodwork	02.07.2025
06 83 16	Resin Composite Paneling	02.07.2025
07 13 26	Self-Adhering Sheet Waterproofing	02.07.2025
07 14 16	Cold Fluid-Applied Waterproofing	02.07.2025
07 16 16	Crystalline Waterproofing	02.07.2025
07 18 00	Traffic Coatings	02.07.2025
07 19 00	Water Repellents	02.07.2025
07 21 00	Thermal Insulation	02.07.2025
07 21 19	Foamed-In-Place Insulation	02.07.2025
07 27 13	Modified Bituminous Sheet Air Barriers	02.07.2025
07 27 26	Fluid-Applied Membrane Air Barriers	02.07.2025
07 42 13.13	Formed Metal Wall Panels	02.07.2025
07 42 13.23	Metal Composite Material Wall Panels	02.07.2025
07 48 00	Cladding Support Systems	02.07.2025
07 52 16.13	Thermoplastic Hybrid Membrane Roofing	02.07.2025
07 62 00	Sheet Metal Flashing and Trim	02.07.2025
07 71 00	Roof Specialties	02.07.2025
07 72 00	Roof Accessories	02.07.2025
07 72 69	Fall Protection and Prevention	02.07.2025
07 72 73	Vegetated Roof Systems	02.07.2025
07 81 00	Applied Fireproofing	02.07.2025
07 81 23	Intumescent Fireproofing	02.07.2025
07 84 13	Penetration Firestopping	02.07.2025
07 84 43	Joint Firestopping	02.07.2025
07 91 00	Preformed Joint Seals	02.07.2025
07 92 00	Joint Sealants	02.07.2025
08 11 13	Hollow Metal Doors and Frames	02.07.2025
08 12 16	Aluminum Frames	02.07.2025

LISTING OF DOCUMENTS

08 14 16	Flush Wood Doors	02.07.2025
08 31 13	Access Doors and Frames	02.07.2025
08 34 73.16	Wood Sound Control Door Assemblies	02.07.2025
08 41 13	Aluminum Framed Entrances and Storefronts	02.07.2025
08 41 23.13	Fire Rated Steel Framed Entrances and Storefronts	02.07.2025
08 41 26.23	Interior All-Glass Entrances	02.07.2025
08 44 13	Glazed Aluminum Curtain Walls	02.07.2025
08 71 00	Door Hardware	02.07.2025
08 71 13	Automatic Door Operators	02.07.2025
08 80 00	Glazing	02.07.2025
08 81 13	Decorative Glass Glazing	02.07.2025
08 83 00	Mirrors	02.07.2025
08 88 13	Fire-Rated Glazing	02.07.2025
08 91 19	Fixed Louvers	02.07.2025
09 05 61.13	Moisture Vapor Emission Control	02.07.2025
09 21 16.23	Gypsum Board Shaft Wall Assemblies	02.07.2025
09 22 16	Non-Structural Metal Framing	02.07.2025
09 24 00	Cement Plastering	02.07.2025
09 29 00	Gypsum Board	02.07.2025
09 30 00	Tiling	02.07.2025
09 51 13	Acoustical Panel Ceilings	02.07.2025
09 51 33	Acoustical Metal Pan Ceilings	02.07.2025
09 64 00	Wood Flooring	02.07.2025
09 65 13	Resilient Base and Accessories	02.07.2025
09 65 19	Resilient Tile Flooring	02.07.2025
09 66 23	Resinous Matrix Terrazzo Flooring	02.07.2025
09 68 13	Tile Carpeting	02.07.2025
09 72 00	Wall Coverings	02.07.2025
09 77 13	Stretched Fabric Wall Systems	02.07.2025
09 81 00	Acoustic Insulation and Sealants	02.07.2025
09 83 16	Acoustical Finish System	02.07.2025
09 84 33	Sound-Absorbing Wall Units	02.07.2025
09 84 53	Partition Closure	02.07.2025
09 91 13	Exterior Painting	02.07.2025
09 91 23	Interior Painting	02.07.2025
09 93 00	Staining and Transparent Finishing	02.07.2025
09 96 00	High-Performance Coatings	02.07.2025
09 96 72	Fluid Applied Insulative Coating	02.07.2025
10 11 00	Visual Display Units	02.07.2025
10 11 46	Visual Display Fabrics	02.07.2025
10 14 00	Signage	02.07.2025
10 14 10	Exhibit	02.07.2025
10 14 20	Graphics	02.07.2025
10 21 13.19	Plastic Toilet Compartments	02.07.2025

LISTING OF DOCUMENTS

10 22 19	Demountable Partitions	02.07.2025
10 26 00	Wall and Door Protection	02.07.2025
10 28 00	Toilet, Bath, and Laundry Accessories	02.07.2025
10 43 13	Defibrillator Cabinets	02.07.2025
10 44 13	Fire Protection Cabinets	02.07.2025
10 44 16	Fire Extinguishers	02.07.2025
10 51 23	Plastic Laminate Clad Lockers	02.07.2025
10 55 00.13	USPS-Delivery Postal Specialties	02.07.2025
10 56 13	Metal Storage Shelving	02.07.2025
10 56 26	Mobile Storage Shelving	02.07.2025
10 81 14	Bird Spikes	02.07.2025
00 51 23	Library Stack Systems	02.07.2025
11 52 13	Projection Screens	02.07.2025
12 24 13	Roller Window Shades	02.07.2025
12 36 61.16	Solid Surfacing Countertops	02.07.2025
12 36 61.19	Quartz Agglomerate Countertops	02.07.2025
12 48 13	Entrance Floor Mats and Frames	02.07.2025
12 61 00	Fixed Audience Seating	02.07.2025
12 92 00	Interior Planters and Artificial Plants	02.07.2025
12 93 00	Site Furnishings	02.07.2025
14 21 50	Machine Room-Less System Traction Elevators	02.07.2025
14 24 00	Hydraulic Elevators	02.07.2025
21 00 55	Basic Fire Suppression Materials and Methods	02.07.2025
21 01 00	Special Conditions for All Fire Suppression Work	02.07.2025
21 05 13	Common Work Results for Fire Suppression	02.07.2025
21 11 31	Electric-Drive Centrifugal Fire Pumps	02.07.2025
21 13 13	Fire Suppression Piping Wet-Pipe Sprinkler System	02.07.2025
21 13 16	Fire Suppression Piping Dry-Pipe Sprinkler System	02.07.2025
22 01 00	Special Conditions for All Plumbing Work	02.07.2025
22 04 44	Packaged Booster Pump	02.07.2025
22 05 00	Basic Plumbing Materials and Methods	02.07.2025
22 05 19	Meters and Gages for Plumbing	02.07.2025
22 05 23	General-Duty Valves for Plumbing Piping	02.07.2025
22 05 29	Hangers and Supports for Plumbing Piping and Equipment	02.07.2025
22 05 53	Identification for Plumbing Piping and Equipment	02.07.2025
22 07 16	Plumbing Insulation	02.07.2025
22 11 16	Domestic Water Piping	02.07.2025
22 11 19	Domestic Water Piping Specialties	02.07.2025
22 13 16	Sanitary Waste and Vent Piping	02.07.2025
22 13 19	Drain Piping Specialties	02.07.2025
22 19 40	Fuel Gas Piping	02.07.2025
22 33 00	Electric Water Heaters	02.07.2025
22 41 00	Plumbing Fixtures	02.07.2025
22 47 16	Water Coolers	02.07.2025

LISTING OF DOCUMENTS

22 51 60	Storm Drainage Piping	02.07.2025
23 01 00	Special Conditions for All Mechanical Work	02.07.2025
23 03 10	Variable Frequency Drives	02.07.2025
23 05 13	Basic Mechanical Materials and Methods	02.07.2025
23 05 19	Meters and Gauges	02.07.2025
23 05 29	Hangers and Supports for HVAC Piping and Equipment	02.07.2025
23 05 53	Mechanical Identification	02.07.2025
23 05 93	Testing, Adjusting and Balancing	02.07.2025
23 07 19	Mechanical Insulation	02.07.2025
23 09 00	Instrumentation and Controls for HVAC	02.07.2025
23 10 00	Valves and Specialties for HVAC Piping	02.07.2025
23 21 13	Hydronic Piping	02.07.2025
23 21 23	Hydronic Pumps	02.07.2025
23 23 00	Refrigerant Piping	02.07.2025
23 31 13	Metal Ducts	02.07.2025
23 33 00	Duct Accessories	02.07.2025
23 34 23	HVAC Power Ventilators	02.07.2025
23 36 00	Air Terminal Units	02.07.2025
23 36 50	Airflow Monitors	02.07.2025
23 37 13	Diffusers, Registers and Grilles	02.07.2025
23 65 00	Cooling Towers	02.07.2025
23 72 50	Multi Fan Array Air-Handling Units	02.07.2025
23 81 25	Ductless Split System Air Conditioners	02.07.2025
23 28 19	Fan Coil Units	02.07.2025
23 82 39	Unit Heaters	02.07.2025
23 85 60	Intake and Relief Ventilators	02.07.2025
23 85 61	Air Filters	02.07.2025
26 00 15	General Conditions for All Electrical Work	02.07.2025
26 00 50	Basic Electrical Materials and Methods	02.07.2025
26 05 19	Conductors and Cables	02.07.2025
26 05 26	Grounding and Bonding	02.07.2025
26 05 33	Raceways and Boxes	02.07.2025
26 05 40	Electric Underground Distribution	02.07.2025
26 05 53	Electrical Identification	02.07.2025
26 09 13	Electrical Power Management	02.07.2025
26 09 23	Lighting Control Devices	02.07.2025
26 13 10	Pull and Junction Boxes	02.07.2025
26 13 20	Floor Boxes	02.07.2025
26 22 00	Dry-Type Transformers	02.07.2025
26 23 10	Packaged Engine Generators	02.07.2025
26 24 13	Switchboards	02.07.2025
26 24 16	Panelboards	02.07.2025
26 27 13	Power and Energy Meters	02.07.2025
26 27 26	Wiring Devices	02.07.2025

LISTING OF DOCUMENTS

26 28 16	Disconnect Switches and Circuit Breakers	02.07.2025
26 34 50	Short Circuit/Coordination Study/Arc Flash Hazard Analysis	02.07.2025
26 36 10	Bypass Transfer Switches	02.07.2025
26 41 13	Lightning Protection	02.07.2025
26 43 13	Surge Protective Devices	02.07.2025
26 47 50	Overcurrent Protection System	02.07.2025
26 51 00	Interior Lighting	02.07.2025
26 55 61	Technical Lighting Systems	02.07.2025
26 56 00	Exterior Lighting	02.07.2025
26 74 51	Fire Alarm AV Communications and Security Rough In	02.07.2025
27 01 00	Operation and Maintenance of Communications Systems	02.07.2025
27 05 00	Common Work Results for Communications	02.07.2025
27 05 26	Grounding and Bonding for Communications Systems	02.07.2025
27 05 29	Hangers and Supports for Communications Systems	02.07.2025
27 05 36	Cable Trays for Communications Systems	02.07.2025
27 05 53	Identification for Communication Systems	02.07.2025
27 08 00	Commissioning Communications Systems	02.07.2025
27 11 00	Communications Equipment Room Fittings	02.07.2025
27 13 00	Communications Backbone Cabling	02.07.2025
27 15 00	Communications Horizontal Cabling	02.07.2025
27 16 00	Communications Connecting Cords, Devices, and Adapters	02.07.2025
27 51 19	Electronic Sound Masking	02.07.2025
27 53 13	Clock Systems	02.07.2025
27 53 19	Distributed Antenna System Public Safety	02.07.2025
28 00 00	Common Work Results for Electronic Safety and Security	02.07.2025
28 01 00	Operation and Maintenance of Electronic Safety and Security	02.07.2025
28 05 26	Grounding and Bonding for Electronic Safety and Security	02.07.2025
28 05 29	Hangers and Supports for Electronic Safety and Security	02.07.2025
28 05 53	Identification for Electronic Safety and Security	02.07.2025
28 13 00	Access Control	02.07.2025
28 23 00	Video Surveillance System	02.07.2025
28 30 00	Fire Alarm	02.07.2025
31 10 00	Site Clearing: Tree Removal & Treatment	02.07.2025
31 11 00	Clearing and Grubbing -Civil	02.07.2025
31 11 00	Site Preparation-Landscape	02.07.2025
31 12 00	Tree & Plant Protection	02.07.2025
31 22 13	Site Grading	02.07.2025
31 23 00	Excavation and Fill	02.07.2025
31 23 33	Trenching, Backfilling and Compaction	02.07.2025
31 25 00	Erosion and Sedimentation Control	02.07.2025
313 23 16	Cement Stabilization	02.07.2025
31 32 13.19	Lime Stabilization	02.07.2025
31 41 33	Trench Safety	02.07.2025
31 66 13	Aggregate Piers	02.07.2025

LISTING OF DOCUMENTS

32 13 13	Concrete Pavement- Civil	02.07.2025
32 13 13	Concrete Paving-Landscape	02.07.2025
32 14 00	Unit Paving	02.07.2025
32 14 25	Gravels	02.07.2025
32 17 23.13	Painted Pavement Markings	02.07.2025
32 84 00	Planting Irrigation	02.07.2025
32 92 01	Hydromulching	02.07.2025
32 92 02	Sodding	02.07.2025
32 93 00	Plants	02.07.2025
32 93 01	Exterior Landscape Maintenance	02.07.2025
33 10 00	Water Distribution	02.07.2025
33 30 00	Sanitary Sewer	02.07.2025
33 40 00	Drainage	02.07.2025

OTHER DOCUMENTS

Appendix A	Galveston County Emergency Responder Communication Coverage Requirements	02.07.2025
Addendum 1	Addendum 1 Issued by CannonDesign	02.14.2025
Addendum 2	Addendum 2 Issued by CannonDesign	03.14.2025
Addendum 3	Addendum 3 Issued by CannonDesign	03.14.2025

TAB FIVE



Activity ID	Activity Name	Original Duration	Start	Finish	24	2025				2026				2027				2028			
					Q3	Q4	Q1	Q2	Q3	Q4	Q1	Q2	Q3	Q4	Q1	Q2	Q3	Q4	Q1	Q2	Q3
COM - Library & Learning Center						01-Sep-27, COM - Library & Learning Cen															
MILESTONES						01-Sep-27, MILESTONES															
CONSTRUCTION MILESTONES						01-Sep-27, CONSTRUCTION MILESTON															
M1000	GMP Approval and NTP for Construction	0	29-Apr-25			◆ GMP Approval and NTP for Construction															
M1010	Mobilization	0	06-May-25			◆ Mobilization															
M1020	Start Earthwork	0	04-Jun-25			◆ Start Earthwork															
M1030	Start Aggregate Driven Piers	0	29-Jul-25			◆ Start Aggregate Driven Piers															
M1040	Start Footings	0	14-Aug-25			◆ Start Footings															
M1050	Tower Crane Up	0	14-Aug-25			◆ Tower Crane Up															
M1060	Start Elevated Structure	0	16-Oct-25			◆ Start Elevated Structure															
M1070	Foundations Complete	0		18-Nov-25		◆ Foundations Complete															
M1080	Start Exterior Envelope	0	18-Feb-26			◆ Start Exterior Envelope															
M1090	Top-Out - East	0		16-Mar-26		◆ Top-Out - East															
M1220	1st Vaughn In-Wall Inspection	0	17-Mar-26			◆ 1st Vaughn In-Wall Inspection															
M1100	Top-Out - West	0		24-Mar-26		◆ Top-Out -West															
M1110	Tower Crane Down	0		22-May-26		◆ Tower Crane Down															
M1230	1st Vaughn Overhead Inspection	0	28-May-26			◆ 1st Vaughn Overhead Inspection															
M1120	Dry-in - East	0		29-Jun-26		◆ Dry-in - East															
M1130	Dry-in - West	0		01-Sep-26		◆ Dry-in - West															
M1140	Air-On - East	0		09-Sep-26		◆ Air-On - East															
M1150	Air-On - West	0		09-Sep-26		◆ Air-On - West															
M1160	Substantial Completion	0		05-Feb-27*		◆ Substantial Completion															
M1170	Project Float & Weather Days	70	08-Feb-27	17-May-27		Project Float & Weather Days															
M1180	Instructional Days	16	18-May-27	08-Jun-27		Instructional Days															
M1190	Substantial Completion w/ Float	0		08-Jun-27		◆ Substantial Completion w/ Float															
M1200	Activation/Owner Move In	60	09-Jun-27	01-Sep-27		Activation/Owner Move In															
M1210	Final Completion	0		09-Jul-27		◆ Final Completion															
DESIGN						▼ 24-Apr-25, DESIGN															
CONSTRUCTION DOCUMENTS						▼ 24-Apr-25, CONSTRUCTION DOCUMENTS															
A1230	Design Team Prepares IFC CD Documents	5	18-Apr-25	24-Apr-25		Design Team Prepares IFC CD Documents															
GMP & TRADE CONTRACTOR BUYOUT						▼ 27-May-25, GMP & TRADE CONTRACTOR BUYOUT															
GMP & TRADE REC						▼ 28-Apr-25, GMP & TRADE REC															
A1170	Prepare GMP and Trade Recommendations	25	07-Mar-25 A	10-Apr-25		Prepare GMP and Trade Recommendations															
A1200	Owner Review GMP and Trade Recommendations	12	11-Apr-25	28-Apr-25		Owner Review GMP and Trade Recommendations															
TRADE CONTRACTING						▼ 27-May-25, TRADE CONTRACTING															
A1220	Issue LOIs to Trade Contractors	1	28-Apr-25	28-Apr-25		Issue LOIs to Trade Contractors															
A1240	Prepare Contract Books	15	29-Apr-25	19-May-25		Prepare Contract Books															
A1550	Issue & Execute Trade Contracts & Insurances	5	20-May-25	27-May-25		Issue & Execute Trade Contracts & Insurances															
PERMIT						▼ 17-Apr-25, PERMIT															
A1190	Building Permit - Texas City / Wildan Final Review	15	21-Mar-25 A	10-Apr-25		Building Permit - Texas City / Wildan Final Review															
A1210	Building Permit - Approved and Issued	5	11-Apr-25	17-Apr-25		Building Permit - Approved and Issued															
MATERIAL PROCUREMENT						▼ 20-Jul-26, MATERIAL PROCUREMENT															
SITE UTILITIES						▼ 24-Jun-25, SITE UTILITIES															
A1270	Sub Prepare Site Utilities Submittals	5	29-Apr-25	05-May-25		Sub Prepare Site Utilities Submittals															
A1510	Vaughn Review Site Utilities Submittals	5	06-May-25	12-May-25		Vaughn Review Site Utilities Submittals															
A1530	A/E Review Site Utilities Submittals	15	13-May-25	03-Jun-25		A/E Review Site Utilities Submittals															
A1790	Site Utilities Procurement	15	04-Jun-25	24-Jun-25		Site Utilities Procurement															

█ Actual Work
 █ Critical Remaining Work
 ▼ Summary
█ Remaining Work
 ◆ Milestone

Activity ID	Activity Name	Original Duration	Start	Finish	24	2025				2026				2027				2028		
						Q3	Q4	Q1	Q2	Q3	Q4	Q1	Q2	Q3	Q4	Q1	Q2	Q3	Q4	Q1
STRUCTURAL PROCUREMENT		110	29-Apr-25	02-Oct-25																
AGGREGATE PIER		33	29-Apr-25	13-Jun-25																
A1460	Sub Prepare Aggregate Rammed Pier Submittals - BP #2	10	29-Apr-25	12-May-25																
A1540	Vaughn Review Aggregate Rammed Pier Submittals - BP #2	5	13-May-25	19-May-25																
A1630	A/E Review Aggregate Rammed Pier Submittals - BP #2	8	20-May-25	30-May-25																
A1770	Aggregate Rammed Pier Procurement - BP #2	10	02-Jun-25	13-Jun-25																
A1880	Test Pier	5	09-Jun-25	13-Jun-25																
TOWER CRANE		40	29-Apr-25	24-Jun-25																
A1470	Sub Prepare Tower Crane Submittals - BP #2	15	29-Apr-25	19-May-25																
A1640	Vaughn Review Tower Crane Submittals - BP #2	5	20-May-25	27-May-25																
A1750	A/E Review Tower Crane Submittals - BP #2	15	28-May-25	17-Jun-25																
A2080	Tower Crane Procurement - BP #2	5	18-Jun-25	24-Jun-25																
FOUNDATION REINFORCING		45	29-Apr-25	01-Jul-25																
A1280	Sub Prepare Foundation Reinforcing Submittals	15	29-Apr-25	19-May-25																
A1560	Vaughn Review Foundation Reinforcing Submittals	5	20-May-25	27-May-25																
A1660	A/E Review Foundation Reinforcing Submittals	15	28-May-25	17-Jun-25																
A2010	Foundation Reinforcing Procurement	10	18-Jun-25	01-Jul-25																
ELEVATED STRUCTURE FORMWORK		90	29-Apr-25	04-Sep-25																
LEVEL 2 FORMWORK		55	20-May-25	06-Aug-25																
A1570	Sub Prepare Elevated Structure Formwork Submittals - Level 2	20	20-May-25	17-Jun-25																
A2040	Vaughn Review Elevated Structure Formwork Submittals - Level 2	5	18-Jun-25	24-Jun-25																
A2200	A/E Review Elevated Structure Formwork Submittals - Level 2	15	25-Jun-25	16-Jul-25																
A2440	Elevated Structure Formwork Procurement - Level 2	15	17-Jul-25	06-Aug-25																
LEVEL 3 FORMWORK		55	18-Jun-25	04-Sep-25																
A2050	Sub Prepare Elevated Structure Formwork Submittals - Level 3	20	18-Jun-25	16-Jul-25																
A2450	Vaughn Review Elevated Structure Formwork Submittals - Level 3	5	17-Jul-25	23-Jul-25																
A2610	A/E Review Elevated Structure Formwork Submittals - Level 3	15	24-Jul-25	13-Aug-25																
A2770	Elevated Structure Formwork Procurement - Level 3	15	14-Aug-25	04-Sep-25																
LEVEL 4 FORMWORK		55	29-Apr-25	16-Jul-25																
A1420	Sub Prepare Elevated Structure Formwork Submittals - Level 4	20	29-Apr-25	27-May-25																
A1720	Vaughn Review Elevated Structure Formwork Submittals - Level 4	5	28-May-25	03-Jun-25																
A1830	A/E Review Elevated Structure Formwork Submittals - Level 4	15	04-Jun-25	24-Jun-25																
A2220	Elevated Structure Formwork Procurement - Level 4	15	25-Jun-25	16-Jul-25																
ELEVATED STRUCTURE REINFORCING		110	29-Apr-25	02-Oct-25																
Level 2 Rebar		55	18-Jun-25	04-Sep-25																
A2020	Sub Prepare Elevated Structure Reinforcing Submittals - Level 2	20	18-Jun-25	16-Jul-25																
A2410	Vaughn Review Elevated Structure Reinforcing Submittals - Level 2	5	17-Jul-25	23-Jul-25																
A2520	A/E Review Elevated Structure Reinforcing Submittals - Level 2	15	24-Jul-25	13-Aug-25																
A2750	Elevated Structure Reinforcing Procurement - Level 2	15	14-Aug-25	04-Sep-25																
Level 3 Rebar		55	17-Jul-25	02-Oct-25																
A2430	Sub Prepare Elevated Structure Reinforcing Submittals - Level 3	20	17-Jul-25	13-Aug-25																
A2760	Vaughn Review Elevated Structure Reinforcing Submittals - Level 3	5	14-Aug-25	20-Aug-25																
A2850	A/E Review Elevated Structure Reinforcing Submittals - Level 3	15	21-Aug-25	11-Sep-25																
A2950	Elevated Structure Reinforcing Procurement - Level 3	15	12-Sep-25	02-Oct-25																
Level 4 Rebar		55	29-Apr-25	16-Jul-25																
A1430	Sub Prepare Elevated Structure Reinforcing Submittals - Level 4	20	29-Apr-25	27-May-25																
A1730	Vaughn Review Elevated Structure Reinforcing Submittals - Level 4	5	28-May-25	03-Jun-25																
A1840	A/E Review Elevated Structure Reinforcing Submittals - Level 4	15	04-Jun-25	24-Jun-25																

█ Actual Work
 █ Critical Remaining Work
 Summary
█ Remaining Work
 ◆ Milestone

Activity ID	Activity Name	Original Duration	Start	Finish	24	2025				2026				2027				2028				
					Q3	Q4	Q1	Q2	Q3	Q4	Q1	Q2	Q3	Q4	Q1	Q2	Q3	Q4	Q1	Q2	Q3	
A2230	Elevated Structure Reinforcing Procurement - Level 4	15	25-Jun-25	16-Jul-25						█												
Structural Steel										▬ 02-Oct-25, Structural Steel												
A1290	Sub Prepare Structural Steel Submittals	30	29-Apr-25	10-Jun-25					█													
A1900	Vaughn Review Structural Steel Submittals	5	11-Jun-25	17-Jun-25					█													
A2030	A/E Review Structural Steel Submittals	15	18-Jun-25	09-Jul-25					█													
A2340	Structural Steel Procurement	60	10-Jul-25	02-Oct-25					█													
Skin Steel										▬ 02-Oct-25, Skin Steel												
A1910	Sub Prepare Skin Steel Submittals	20	11-Jun-25	09-Jul-25					█													
A2350	Vaughn Review Skin Steel Submittals	5	10-Jul-25	16-Jul-25					█													
A2420	A/E Review Skin Steel Submittals	15	17-Jul-25	06-Aug-25					█													
A2710	Skin Steel Procurement	40	07-Aug-25	02-Oct-25					█													
Envelope Procurement										▬ 15-Dec-25, Envelope Procurement												
Exterior Framing/CFMF										▬ 20-Aug-25, Exterior Framing/CFMF												
A1300	Sub Prepare Exterior Framing Submittals	20	29-Apr-25	27-May-25					█													
A1670	Vaughn Review Exterior Framing Submittals	5	28-May-25	03-Jun-25					█													
A1800	A/E Review Exterior Framing Submittals	15	04-Jun-25	24-Jun-25					█													
A2140	Exterior Framing Procurement	40	25-Jun-25	20-Aug-25					█													
Exterior Glazing										▬ 15-Dec-25, Exterior Glazing												
A1310	Sub Prepare Exterior Glazing Submittals	40	29-Apr-25	24-Jun-25					█													
A2150	Vaughn Review Exterior Glazing Submittals	5	25-Jun-25	01-Jul-25					█													
A2260	A/E Review Exterior Glazing Submittals	15	02-Jul-25	23-Jul-25					█													
A2530	Exterior Glazing Procurement	100	24-Jul-25	15-Dec-25					█													
Roofing										▬ 18-Sep-25, Roofing												
A1390	Sub Prepare Roofing Submittals	20	29-Apr-25	27-May-25					█													
A1690	Vaughn Review Roofing Submittals	5	28-May-25	03-Jun-25					█													
A1820	A/E Review Roofing Submittals	15	04-Jun-25	24-Jun-25					█													
A2210	Roofing Procurement	60	25-Jun-25	18-Sep-25					█													
Metal Panels										▬ 01-Dec-25, Metal Panels												
A1490	Sub Prepare Metal Panels Submittals - BP #2	30	29-Apr-25	10-Jun-25					█													
A1970	Vaughn Review Metal Panels Submittals - BP #2	5	11-Jun-25	17-Jun-25					█													
A2100	A/E Review Metal Panels Submittals - BP #2	15	18-Jun-25	09-Jul-25					█													
A2390	Metal Panels Procurement - BP #2	100	10-Jul-25	01-Dec-25					█													
Masonry										▬ 13-Aug-25, Masonry												
A1480	Sub Prepare Exterior Masonry Submittals - BP #2	15	29-Apr-25	19-May-25					█													
A1650	Vaughn Review Exterior Masonry Submittals - BP #2	5	20-May-25	27-May-25					█													
A1760	A/E Review Exterior Masonry Submittals - BP #2	15	28-May-25	17-Jun-25					█													
A2090	Exterior Masonry Procurement - BP #2	40	18-Jun-25	13-Aug-25					█													
Electrical Equipment										▬ 20-Jul-26, Electrical Equipment												
Switchgear										▬ 20-Jul-26, Switchgear												
A1250	Sub Prepare Switchgear Submittals	30	29-Apr-25	10-Jun-25					█													
A1890	Vaughn Review Switchgear Submittals	5	11-Jun-25	17-Jun-25					█													
A2000	A/E Review Switchgear Submittals	15	18-Jun-25	09-Jul-25					█													
A2330	Switchgear Procurement	260	10-Jul-25	20-Jul-26					█													
Generator & ATS										▬ 23-Apr-26, Generator & ATS												
A1450	Sub Prepare Generator & ATS Submittals	30	29-Apr-25	10-Jun-25					█													
A1960	Vaughn Review Generator & ATS Submittals	5	11-Jun-25	17-Jun-25					█													
A2070	A/E Review Generator & ATS Submittals	15	18-Jun-25	09-Jul-25					█													
A2380	Generator & ATS Procurement	200	10-Jul-25	23-Apr-26					█													

█ Actual Work
 █ Critical Remaining Work
 Summary
 █ Remaining Work
 ◆ Milestone

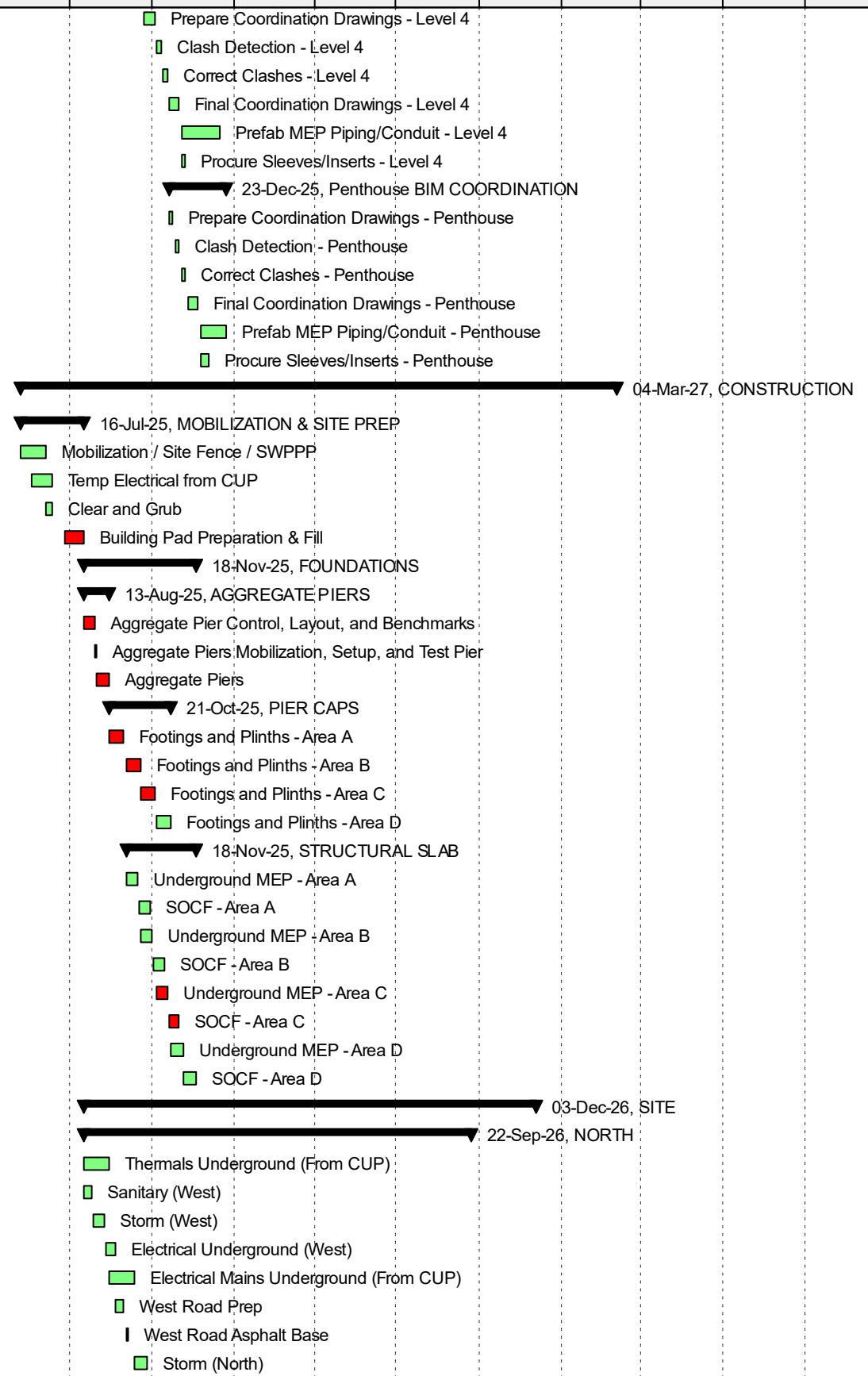
Activity ID	Activity Name	Original Duration	Start	Finish	2025				2026				2027				2028			
					Q3	Q4	Q1	Q2	Q3	Q4	Q1	Q2	Q3	Q4	Q1	Q2	Q3			
AHU					12-Mar-26, AHU															
A1260	Sub Prepare AHU Submittals	40	29-Apr-25	24-Jun-25	Sub Prepare AHU Submittals															
A2130	Vaughn Review AHU Submittals	5	25-Jun-25	01-Jul-25	Vaughn Review AHU Submittals															
A2250	A/E Review AHU Submittals	15	02-Jul-25	23-Jul-25	A/E Review AHU Submittals															
A2510	AHU Procurement	160	24-Jul-25	12-Mar-26	AHU Procurement															
MEPF & LV Procurement					02-Oct-25, MEPF & LV Procurement															
Mechanical					16-Jul-25, Mechanical															
A1400	Sub Prepare Mechanical Submittals	15	29-Apr-25	19-May-25	Sub Prepare Mechanical Submittals															
A1590	Vaughn Review Mechanical Submittals	5	20-May-25	27-May-25	Vaughn Review Mechanical Submittals															
A1700	A/E Review Mechanical Submittals	10	28-May-25	10-Jun-25	A/E Review Mechanical Submittals															
A1920	Mechanical Procurement	25	11-Jun-25	16-Jul-25	Mechanical Procurement															
Electrical					16-Jul-25, Electrical															
A1410	Sub Prepare Electrical Submittals	15	29-Apr-25	19-May-25	Sub Prepare Electrical Submittals															
A1600	Vaughn Review Electrical Submittals	5	20-May-25	27-May-25	Vaughn Review Electrical Submittals															
A1710	A/E Review Electrical Submittals	10	28-May-25	10-Jun-25	A/E Review Electrical Submittals															
A1930	Electrical Procurement	25	11-Jun-25	16-Jul-25	Electrical Procurement															
Plumbing					13-Aug-25, Plumbing															
A1610	Sub Prepare Plumbing Submittals	15	20-May-25	10-Jun-25	Sub Prepare Plumbing Submittals															
A1940	Vaughn Review Plumbing Submittals	5	11-Jun-25	17-Jun-25	Vaughn Review Plumbing Submittals															
A2060	A/E Review Plumbing Submittals	15	18-Jun-25	09-Jul-25	A/E Review Plumbing Submittals															
A2360	Plumbing Procurement	25	10-Jul-25	13-Aug-25	Plumbing Procurement															
Low Voltage					02-Oct-25, Low Voltage															
A1950	Sub Prepare Low Voltage Submittals	15	11-Jun-25	01-Jul-25	Sub Prepare Low Voltage Submittals															
A2310	Vaughn Review Low Voltage Submittals	5	02-Jul-25	09-Jul-25	Vaughn Review Low Voltage Submittals															
A2370	A/E Review Low Voltage Submittals	10	10-Jul-25	23-Jul-25	A/E Review Low Voltage Submittals															
A2620	Low Voltage Procurement	50	24-Jul-25	02-Oct-25	Low Voltage Procurement															
Elevators					15-Dec-25, Elevators															
A1440	Sub Prepare Elevator Submittals	20	29-Apr-25	27-May-25	Sub Prepare Elevator Submittals															
A1740	Vaughn Review Elevator Submittals	5	28-May-25	03-Jun-25	Vaughn Review Elevator Submittals															
A1850	A/E Review Elevator Submittals	15	04-Jun-25	24-Jun-25	A/E Review Elevator Submittals															
A2240	Elevator Procurement	120	25-Jun-25	15-Dec-25	Elevator Procurement															
Finishes Procurement					12-Feb-26, Finishes Procurement															
Hollow Metal Door Frames					18-Sep-25, Hollow Metal Door Frames															
A1370	Sub Prepare Door Frames Submittals	40	29-Apr-25	24-Jun-25	Sub Prepare Door Frames Submittals															
A2190	Vaughn Review Door Frames Submittals	5	25-Jun-25	01-Jul-25	Vaughn Review Door Frames Submittals															
A2300	A/E Review Door Frames Submittals	15	02-Jul-25	23-Jul-25	A/E Review Door Frames Submittals															
A2590	Door Frames Procurement	40	24-Jul-25	18-Sep-25	Door Frames Procurement															
Doors & Hardware					12-Feb-26, Doors & Hardware															
A1380	Sub Prepare Doors & Hardware Submittals	60	29-Apr-25	23-Jul-25	Sub Prepare Doors & Hardware Submittals															
A2600	Vaughn Review Doors & Hardware Submittals	5	24-Jul-25	30-Jul-25	Vaughn Review Doors & Hardware Submittals															
A2690	A/E Review Doors & Hardware Submittals	15	31-Jul-25	20-Aug-25	A/E Review Doors & Hardware Submittals															
A2840	Doors & Hardware Procurement	120	21-Aug-25	12-Feb-26	Doors & Hardware Procurement															
Millwork/Casework					12-Feb-26, Millwork/Casework															
A1320	Sub Prepare Millwork/Casework Submittals	60	29-Apr-25	23-Jul-25	Sub Prepare Millwork/Casework Submittals															
A2540	Vaughn Review Millwork/Casework Submittals	5	24-Jul-25	30-Jul-25	Vaughn Review Millwork/Casework Submittals															
A2820	A/E Review Millwork/Casework Submittals	15	31-Jul-25	20-Aug-25	A/E Review Millwork/Casework Submittals															
A2820	Millwork/Casework Procurement	120	21-Aug-25	12-Feb-26	Millwork/Casework Procurement															
Flooring					13-Nov-25, Flooring															

█ Actual Work
 █ Critical Remaining Work
 Summary
█ Remaining Work
 ◆ Milestone

Activity ID	Activity Name	Original Duration	Start	Finish	24	2025				2026				2027				2028		
						Q3	Q4	Q1	Q2	Q3	Q4	Q1	Q2	Q3	Q4	Q1	Q2	Q3	Q4	Q1
A1330	Sub Prepare Flooring Submittals	40	29-Apr-25	24-Jun-25					■											
A2160	Vaughn Review Flooring Submittals	5	25-Jun-25	01-Jul-25					■											
A2270	A/E Review Flooring Submittals	15	02-Jul-25	23-Jul-25					■											
A2550	Flooring Procurement	80	24-Jul-25	13-Nov-25					■											
Ceramic Tile		140	29-Apr-25	13-Nov-25					■											
A1340	Sub Prepare Ceramic Tile Submittals	40	29-Apr-25	24-Jun-25					■											
A2170	Vaughn Review Ceramic Tile Submittals	5	25-Jun-25	01-Jul-25					■											
A2280	A/E Review Ceramic Tile Submittals	15	02-Jul-25	23-Jul-25					■											
A2560	Ceramic Tile Procurement	80	24-Jul-25	13-Nov-25					■											
Ceilings		120	29-Apr-25	16-Oct-25					■											
A1350	Sub Prepare Acoustical Ceilings Submittals	40	29-Apr-25	24-Jun-25					■											
A2180	Vaughn Review Acoustical Ceilings Submittals	5	25-Jun-25	01-Jul-25					■											
A2290	A/E Review Acoustical Ceilings Submittals	15	02-Jul-25	23-Jul-25					■											
A2570	Acoustical Ceilings Procurement	60	24-Jul-25	16-Oct-25					■											
Specialties		160	29-Apr-25	15-Dec-25					■											
A1360	Sub Prepare Specialties Submittals	60	29-Apr-25	23-Jul-25					■											
A2580	Vaughn Review Specialties Submittals	5	24-Jul-25	30-Jul-25					■											
A2680	A/E Review Specialties Submittals	15	31-Jul-25	20-Aug-25					■											
A2830	Specialties Procurement	80	21-Aug-25	15-Dec-25					■											
BIM COORDINATION		151	20-May-25	23-Dec-25					■											
A1580	BIM Kickoff Meetings	5	20-May-25	27-May-25					■											
Underslab BIM COORDINATION		24	28-May-25	30-Jun-25					■											
A1680	Prepare Coordination Drawings - Subsurface	5	28-May-25	03-Jun-25					■											
A1810	Clash Detection - Subsurface	3	04-Jun-25	06-Jun-25					■											
A1870	Correct Clashes - Subsurface	3	09-Jun-25	11-Jun-25					■											
A1980	Final Coordination Drawings - Subsurface	5	12-Jun-25	18-Jun-25					■											
A2110	Prefab MEP Piping/Conduit - Subsurface	8	19-Jun-25	30-Jun-25					■											
LEVEL 1 BIM COORDINATION		55	12-Jun-25	28-Aug-25					■											
A1990	Prepare Coordination Drawings - Level 1	15	12-Jun-25	02-Jul-25					■											
A2320	Clash Detection - Level 1	5	03-Jul-25	10-Jul-25					■											
A2400	Correct Clashes - Level 1	5	11-Jul-25	17-Jul-25					■											
A2490	Final Coordination Drawings - Level 1	10	18-Jul-25	31-Jul-25					■											
A2700	Prefab MEP Piping/Conduit - Level 1	20	01-Aug-25	28-Aug-25					■											
LEVEL 2 BIM COORDINATION		65	18-Jul-25	17-Oct-25					■											
A2500	Prepare Coordination Drawings - Level 2	15	18-Jul-25	07-Aug-25					■											
A2720	Clash Detection - Level 2	5	08-Aug-25	14-Aug-25					■											
A2810	Correct Clashes - Level 2	5	15-Aug-25	21-Aug-25					■											
A2870	Final Coordination Drawings - Level 2	10	22-Aug-25	05-Sep-25					■											
A2920	Prefab MEP Piping/Conduit - Level 2	30	08-Sep-25	17-Oct-25					■											
A2940	Procure Sleeves/Inserts - Level 2	10	08-Sep-25	19-Sep-25					■											
LEVEL 3 BIM COORDINATION		70	22-Aug-25	02-Dec-25					■											
A2880	Prepare Coordination Drawings - Level 3	10	22-Aug-25	05-Sep-25					■											
A2930	Clash Detection - Level 3	5	08-Sep-25	12-Sep-25					■											
A2970	Correct Clashes - Level 3	5	15-Sep-25	19-Sep-25					■											
A3010	Final Coordination Drawings - Level 3	10	22-Sep-25	03-Oct-25					■											
A3080	Procure Sleeves/Inserts - Level 3	5	06-Oct-25	10-Oct-25					■											
A3170	Prefab MEP Piping/Conduit - Level 3	30	20-Oct-25	02-Dec-25					■											
LEVEL 4 BIM COORDINATION		60	22-Sep-25	16-Dec-25					■											

■ Actual Work
■ Critical Remaining Work
▼ Summary
■ Remaining Work
◆ Milestone

Activity ID	Activity Name	Original Duration	Start	Finish	24	2025				2026				2027				2028			
						Q3	Q4	Q1	Q2	Q3	Q4	Q1	Q2	Q3	Q4	Q1	Q2	Q3			
A3020	Prepare Coordination Drawings - Level 4	10	22-Sep-25	03-Oct-25																	
A3090	Clash Detection - Level 4	5	06-Oct-25	10-Oct-25																	
A3120	Correct Clashes - Level 4	5	13-Oct-25	17-Oct-25																	
A3180	Final Coordination Drawings - Level 4	10	20-Oct-25	31-Oct-25																	
A3290	Prefab MEP Piping/Conduit - Level 4	30	03-Nov-25	16-Dec-25																	
A3300	Procure Sleeves/Inserts - Level 4	5	03-Nov-25	07-Nov-25																	
Penthouse BIM COORDINATION		45	20-Oct-25	23-Dec-25																	
A3190	Prepare Coordination Drawings - Penthouse	5	20-Oct-25	24-Oct-25																	
A3230	Clash Detection - Penthouse	5	27-Oct-25	31-Oct-25																	
A3310	Correct Clashes - Penthouse	5	03-Nov-25	07-Nov-25																	
A3370	Final Coordination Drawings - Penthouse	10	10-Nov-25	21-Nov-25																	
A3530	Prefab MEP Piping/Conduit - Penthouse	20	24-Nov-25	23-Dec-25																	
A3540	Procure Sleeves/Inserts - Penthouse	5	24-Nov-25	02-Dec-25																	
CONSTRUCTION		462	06-May-25	04-Mar-27																	
MOBILIZATION & SITE PREP		50	06-May-25	16-Jul-25																	
A1500	Mobilization / Site Fence / SWPPP	20	06-May-25	03-Jun-25																	
A1620	Temp Electrical from CUP	15	20-May-25	10-Jun-25																	
A1780	Clear and Grub	5	04-Jun-25	10-Jun-25																	
A2120	Building Pad Preparation & Fill	15	25-Jun-25	16-Jul-25																	
FOUNDATIONS		88	17-Jul-25	18-Nov-25																	
AGGREGATE PIERS		20	17-Jul-25	13-Aug-25																	
A2480	Aggregate Pier Control, Layout, and Benchmarks	8	17-Jul-25	28-Jul-25																	
A2640	Aggregate Piers Mobilization, Setup, and Test Pier	2	29-Jul-25	30-Jul-25																	
A2660	Aggregate Piers	10	31-Jul-25	13-Aug-25																	
PIER CAPS		48	14-Aug-25	21-Oct-25																	
A2740	Footings and Plinths - Area A	12	14-Aug-25	29-Aug-25																	
A2890	Footings and Plinths - Area B	12	02-Sep-25	17-Sep-25																	
A2990	Footings and Plinths - Area C	12	18-Sep-25	03-Oct-25																	
A3060	Footings and Plinths - Area D	12	06-Oct-25	21-Oct-25																	
STRUCTURAL SLAB		56	02-Sep-25	18-Nov-25																	
A2900	Underground MEP - Area A	10	02-Sep-25	15-Sep-25																	
A2980	SOCF - Area A	10	16-Sep-25	29-Sep-25																	
A3000	Underground MEP - Area B	10	18-Sep-25	01-Oct-25																	
A3050	SOCF - Area B	10	02-Oct-25	15-Oct-25																	
A3070	Underground MEP - Area C	10	06-Oct-25	17-Oct-25																	
A3160	SOCF - Area C	10	20-Oct-25	31-Oct-25																	
A3200	Underground MEP - Area D	10	22-Oct-25	04-Nov-25																	
A3320	SOCF - Area D	10	05-Nov-25	18-Nov-25																	
SITE		350	17-Jul-25	03-Dec-26																	
NORTH		300	17-Jul-25	22-Sep-26																	
A2460	Thermals Underground (From CUP)	20	17-Jul-25	13-Aug-25																	
A2470	Sanitary (West)	7	17-Jul-25	25-Jul-25																	
A2630	Storm (West)	10	28-Jul-25	08-Aug-25																	
A2730	Electrical Underground (West)	8	11-Aug-25	20-Aug-25																	
A2780	Electrical Mains Underground (From CUP)	20	14-Aug-25	11-Sep-25																	
A2860	West Road Prep	7	21-Aug-25	29-Aug-25																	
A2910	West Road Asphalt Base	2	02-Sep-25	03-Sep-25																	
A2960	Storm (North)	10	12-Sep-25	25-Sep-25																	



■ Actual Work
■ Critical Remaining Work
 Summary
■ Remaining Work
◆ Milestone

Activity ID	Activity Name	Original Duration	Start	Finish	24	2025				2026				2027				2028				
					Q3	Q4	Q1	Q2	Q3	Q4	Q1	Q2	Q3	Q4	Q1	Q2	Q3	Q4	Q1	Q2	Q3	
A3030	Electrical Underground (North)	8	26-Sep-25	07-Oct-25						█												
A3040	Storm (East)	7	26-Sep-25	06-Oct-25						█												
A3100	Plumbing Underground (East Side)	7	07-Oct-25	15-Oct-25						█												
A3110	Telecom Underground Rough-In (North Side)	10	08-Oct-25	21-Oct-25						█												
A3130	Electrical Underground (East)	8	16-Oct-25	27-Oct-25						█												
A3210	North Road Prep	6	22-Oct-25	29-Oct-25						█												
A3240	Telecom Underground Rough-In (East Side)	10	28-Oct-25	10-Nov-25						█												
A3250	Light Pole Bases	7	30-Oct-25	07-Nov-25						█												
A3260	North Road Asphalt Base	2	30-Oct-25	31-Oct-25																		
A3460	Courtyard Paver Prep & Concrete Base	8	19-Nov-25	02-Dec-25						█												
A18190	North Road Paving Prep	7	02-Sep-26	11-Sep-26																		
A18860	West Road Paving Prep	7	14-Sep-26	22-Sep-26																		
A18870	Pour West and North Road	2	14-Sep-26	15-Sep-26																		
SOUTH (PARKING LOTS)		65	13-Jul-26	12-Oct-26																		
A14090	Demobilize Trailer and Connexes (Move Into Building)	20	13-Jul-26	07-Aug-26																		
A16190	Sawcut lot	3	10-Aug-26	12-Aug-26																		
A16550	Demo Paving	7	13-Aug-26	21-Aug-26																		
A17370	Storm (South)	8	24-Aug-26	02-Sep-26																		
A18180	Light Poles (South)	5	03-Sep-26	10-Sep-26																		
A18630	Electrical and Low Voltage Underground (South)	10	11-Sep-26	24-Sep-26																		
A19500	Parking Lot Prep and Subgrade	5	25-Sep-26	01-Oct-26																		
A20040	Parking Lot Paving Pour	2	02-Oct-26	05-Oct-26																		
A20050	Road Prep and Subgrade	5	02-Oct-26	08-Oct-26																		
A20480	Road Paving Pour	2	09-Oct-26	12-Oct-26																		
LANDSCAPE & HARDSCAPE		55	16-Sep-26	03-Dec-26																		
A19030	Sidewalks / Hardscape / Paving (North)	15	16-Sep-26	06-Oct-26																		
A20470	Irrigation / Landscaping / Site Furnishing (North)	20	07-Oct-26	03-Nov-26																		
A20740	Sidewalks / Hardscape / Paving (South)	15	13-Oct-26	02-Nov-26																		
A22110	Irrigation / Landscaping / Site Furnishing (South)	20	04-Nov-26	03-Dec-26																		
ELEVATED STRUCTURE		121	16-Oct-25	09-Apr-26																		
LEVEL 2		44	16-Oct-25	18-Dec-25																		
POUR 1		27	16-Oct-25	21-Nov-25																		
A3140	Form/Reinforce/Place Columns - Level 2 Pour 1	5	16-Oct-25	22-Oct-25						█												
A3280	Form - Level 2 Pour 1	5	03-Nov-25	07-Nov-25						█												
A3340	Reinforce, PT & Set Embeds - Level 2 Pour 1	4	07-Nov-25	12-Nov-25						█												
A3350	In-Slab MEP/Sleeves & Pre-Pour Inspection - Level 2 Pour 1	4	10-Nov-25	13-Nov-25						█												
A3390	Pour - Level 2 Pour 1	1	14-Nov-25	14-Nov-25																		
A3410	Concrete Cure/Columns - Level 2 Pour 1	3	15-Nov-25	17-Nov-25																		
A3450	Strip Forms & Place Reshores - Level 2 Pour 1	4	18-Nov-25	21-Nov-25						█												
POUR 2		27	23-Oct-25	02-Dec-25																		
A3220	Form/Reinforce/Place Columns - Level 2 Pour 2	5	23-Oct-25	29-Oct-25						█												
A3360	Form - Level 2 Pour 2	5	10-Nov-25	14-Nov-25						█												
A3400	Reinforce, PT & Set Embeds - Level 2 Pour 2	4	14-Nov-25	19-Nov-25						█												
A3430	In-Slab MEP/Sleeves & Pre-Pour Inspection - Level 2 Pour 2	4	17-Nov-25	20-Nov-25						█												
A3490	Pour - Level 2 Pour 2	1	21-Nov-25	21-Nov-25																		
A3520	Concrete Cure - Level 2 Pour 2	3	22-Nov-25	24-Nov-25																		
A3550	Strip Forms & Place Reshores - Level 2 Pour 2	4	25-Nov-25	02-Dec-25						█												
POUR 3		29	30-Oct-25	11-Dec-25																		

█ Actual Work
█ Critical Remaining Work
▾ Summary
█ Remaining Work
◆ Milestone

Activity ID	Activity Name	Original Duration	Start	Finish	24	2025				2026				2027				2028		
					Q3	Q4	Q1	Q2	Q3	Q4	Q1	Q2	Q3	Q4	Q1	Q2	Q3	Q4	Q1	Q2
A3270	Form/Reinforce/Place Columns - Level 2 Pour 3	5	30-Oct-25	05-Nov-25							Form/Reinforce/Place Columns - Level 2 Pour 3									
A3420	Form - Level 2 Pour 3	5	17-Nov-25	21-Nov-25							Form - Level 2 Pour 3									
A3480	Reinforce, PT & Set Embeds - Level 2 Pour 3	4	21-Nov-25	26-Nov-25							Reinforce, PT & Set Embeds - Level 2 Pour 3									
A3510	In-Slab MEP/Sleeves & Pre-Pour Inspection - Level 2 Pour 3	4	24-Nov-25	01-Dec-25							In-Slab MEP/Sleeves & Pre-Pour Inspection - Level 2 Pour 3									
A3580	Pour - Level 2 Pour 3	1	02-Dec-25	02-Dec-25							Pour - Level 2 Pour 3									
A3590	Concrete Cure - Level 2 Pour 3	3	03-Dec-25	05-Dec-25							Concrete Cure - Level 2 Pour 3									
A3610	Strip Forms & Place Reshores - Level 2 Pour 3	4	08-Dec-25	11-Dec-25							Strip Forms & Place Reshores - Level 2 Pour 3									
POUR 4		29	06-Nov-25	18-Dec-25							18-Dec-25, POUR 4									
A3330	Form/Reinforce/Place Columns - Level 2 Pour 4	5	06-Nov-25	12-Nov-25							Form/Reinforce/Place Columns - Level 2 Pour 4									
A3500	Form - Level 2 Pour 4	5	24-Nov-25	02-Dec-25							Form - Level 2 Pour 4									
A3570	Reinforce, PT & Set Embeds - Level 2 Pour 4	4	02-Dec-25	05-Dec-25							Reinforce, PT & Set Embeds - Level 2 Pour 4									
A3600	In-Slab MEP/Sleeves & Pre-Pour Inspection - Level 2 Pour 4	4	03-Dec-25	08-Dec-25							In-Slab MEP/Sleeves & Pre-Pour Inspection - Level 2 Pour 4									
A3640	Pour - Level 2 Pour 4	1	09-Dec-25	09-Dec-25							Pour - Level 2 Pour 4									
A3660	Concrete Cure - Level 2 Pour 4	3	10-Dec-25	12-Dec-25							Concrete Cure - Level 2 Pour 4									
A3690	Strip Forms & Place Reshores - Level 2 Pour 4	4	15-Dec-25	18-Dec-25							Strip Forms & Place Reshores - Level 2 Pour 4									
LEVEL 3		42	13-Nov-25	16-Jan-26							16-Jan-26, LEVEL 3									
POUR 1		29	13-Nov-25	29-Dec-25							29-Dec-25, POUR 1									
A3380	Form/Reinforce/Place Columns - Level 3 Pour 1	5	13-Nov-25	19-Nov-25							Form/Reinforce/Place Columns - Level 3 Pour 1									
A3620	Form - Level 3 Pour 1	5	03-Dec-25	09-Dec-25							Form - Level 3 Pour 1									
A3650	Reinforce, PT & Set Embeds - Level 3 Pour 1	4	09-Dec-25	12-Dec-25							Reinforce, PT & Set Embeds - Level 3 Pour 1									
A3670	In-Slab MEP/Sleeves & Pre-Pour Inspection - Level 3 Pour 1	4	10-Dec-25	15-Dec-25							In-Slab MEP/Sleeves & Pre-Pour Inspection - Level 3 Pour 1									
A3710	Pour - Level 3 Pour 1	1	16-Dec-25	16-Dec-25							Pour - Level 3 Pour 1									
A3730	Concrete Cure - Level 3 Pour 1	3	17-Dec-25	19-Dec-25							Concrete Cure - Level 3 Pour 1									
A3760	Strip Forms & Place Reshores - Level 3 Pour 1	4	22-Dec-25	29-Dec-25							Strip Forms & Place Reshores - Level 3 Pour 1									
POUR 2		27	20-Nov-25	02-Jan-26							02-Jan-26, POUR 2									
A3470	Form/Reinforce/Place Columns - Level 3 Pour 2	5	20-Nov-25	26-Nov-25							Form/Reinforce/Place Columns - Level 3 Pour 2									
A3680	Form - Level 3 Pour 2	5	10-Dec-25	16-Dec-25							Form - Level 3 Pour 2									
A3720	Reinforce, PT & Set Embeds - Level 3 Pour 2	4	16-Dec-25	19-Dec-25							Reinforce, PT & Set Embeds - Level 3 Pour 2									
A3750	In-Slab MEP/Sleeves & Pre-Pour Inspection - Level 3 Pour 2	4	17-Dec-25	22-Dec-25							In-Slab MEP/Sleeves & Pre-Pour Inspection - Level 3 Pour 2									
A3790	Pour - Level 3 Pour 2	1	23-Dec-25	23-Dec-25							Pour - Level 3 Pour 2									
A3800	Concrete Cure - Level 3 Pour 2	3	24-Dec-25	26-Dec-25							Concrete Cure - Level 3 Pour 2									
A3830	Strip Forms & Place Reshores - Level 3 Pour 2	4	29-Dec-25	02-Jan-26							Strip Forms & Place Reshores - Level 3 Pour 2									
POUR 3		27	01-Dec-25	09-Jan-26							09-Jan-26, POUR 3									
A3560	Form/Reinforce/Place Columns - Level 3 Pour 3	5	01-Dec-25	05-Dec-25							Form/Reinforce/Place Columns - Level 3 Pour 3									
A3740	Form - Level 3 Pour 3	5	17-Dec-25	23-Dec-25							Form - Level 3 Pour 3									
A3780	Reinforce, PT & Set Embeds - Level 3 Pour 3	4	23-Dec-25	30-Dec-25							Reinforce, PT & Set Embeds - Level 3 Pour 3									
A3820	In-Slab MEP/Sleeves & Pre-Pour Inspection - Level 3 Pour 3	4	26-Dec-25	31-Dec-25							In-Slab MEP/Sleeves & Pre-Pour Inspection - Level 3 Pour 3									
A3860	Pour - Level 3 Pour 3	1	02-Jan-26	02-Jan-26							Pour - Level 3 Pour 3									
A3880	Concrete Cure - Level 3 Pour 3	3	03-Jan-26	05-Jan-26							Concrete Cure - Level 3 Pour 3									
A3900	Strip Forms & Place Reshores - Level 3 Pour 3	4	06-Jan-26	09-Jan-26							Strip Forms & Place Reshores - Level 3 Pour 3									
POUR 4		27	08-Dec-25	16-Jan-26							16-Jan-26, POUR 4									
A3630	Form/Reinforce/Place Columns - Level 3 Pour 4	5	08-Dec-25	12-Dec-25							Form/Reinforce/Place Columns - Level 3 Pour 4									
A3810	Form - Level 3 Pour 4	5	26-Dec-25	02-Jan-26							Form - Level 3 Pour 4									
A3850	Reinforce, PT & Set Embeds - Level 3 Pour 4	4	02-Jan-26	07-Jan-26							Reinforce, PT & Set Embeds - Level 3 Pour 4									
A3870	In-Slab MEP/Sleeves & Pre-Pour Inspection - Level 3 Pour 4	4	05-Jan-26	08-Jan-26							In-Slab MEP/Sleeves & Pre-Pour Inspection - Level 3 Pour 4									
A3920	Pour - Level 3 Pour 4	1	09-Jan-26	09-Jan-26							Pour - Level 3 Pour 4									
A3940	Concrete Cure - Level 3 Pour 4	3	10-Jan-26	12-Jan-26							Concrete Cure - Level 3 Pour 4									
A3970	Strip Forms & Place Reshores - Level 3 Pour 4	4	13-Jan-26	16-Jan-26							Strip Forms & Place Reshores - Level 3 Pour 4									

■ Actual Work
■ Critical Remaining Work
▼ Summary
■ Remaining Work
◆ Milestone

Activity ID	Activity Name	Original Duration	Start	Finish	24	2025				2026				2027				2028			
					Q3	Q4	Q1	Q2	Q3	Q4	Q1	Q2	Q3	Q4	Q1	Q2	Q3	Q4	Q1	Q2	Q3
LEVEL 4																					
POUR 1																					
A3700	Form/Reinforce/Place Columns - Level 4 Pour 1	5	15-Dec-25	19-Dec-25																	
A3890	Form - Level 4 Pour 1	5	05-Jan-26	09-Jan-26																	
A3930	Reinforce, PT & Set Embeds - Level 4 Pour 1	4	09-Jan-26	14-Jan-26																	
A3950	In-Slab MEP/Sleeves & Pre-Pour Inspection - Level 4 Pour 1	4	12-Jan-26	15-Jan-26																	
A3990	Pour - Level 4 Pour 1	1	16-Jan-26	16-Jan-26																	
A4010	Concrete Cure - Level 4 Pour 1	3	17-Jan-26	19-Jan-26																	
A4060	Strip Forms & Place Reshores - Level 4 Pour 1	4	20-Jan-26	23-Jan-26																	
POUR 2																					
A3770	Form/Reinforce/Place Columns - Level 4 Pour 2	5	22-Dec-25	30-Dec-25																	
A3960	Form - Level 4 Pour 2	5	12-Jan-26	16-Jan-26																	
A4000	Reinforce, PT & Set Embeds - Level 4 Pour 2	4	16-Jan-26	21-Jan-26																	
A4030	In-Slab MEP/Sleeves & Pre-Pour Inspection - Level 4 Pour 2	4	19-Jan-26	22-Jan-26																	
A4100	Pour - Level 4 Pour 2	1	23-Jan-26	23-Jan-26																	
A4130	Concrete Cure - Level 4 Pour 2	3	24-Jan-26	26-Jan-26																	
A4170	Strip Forms & Place Reshores - Level 4 Pour 2	4	27-Jan-26	30-Jan-26																	
POUR 3																					
A3840	Form/Reinforce/Place Columns - Level 4 Pour 3	5	31-Dec-25	07-Jan-26																	
A4020	Form - Level 4 Pour 3	5	19-Jan-26	23-Jan-26																	
A4090	Reinforce, PT & Set Embeds - Level 4 Pour 3	4	23-Jan-26	28-Jan-26																	
A4120	In-Slab MEP/Sleeves & Pre-Pour Inspection - Level 4 Pour 3	4	26-Jan-26	29-Jan-26																	
A4210	Pour - Level 4 Pour 3	1	30-Jan-26	30-Jan-26																	
A4230	Concrete Cure - Level 4 Pour 3	3	31-Jan-26	02-Feb-26																	
A4330	Strip Forms & Place Reshores - Level 4 Pour 3	4	03-Feb-26	06-Feb-26																	
POUR 4																					
A3910	Form/Reinforce/Place Columns - Level 4 Pour 4	5	08-Jan-26	14-Jan-26																	
A4110	Form - Level 4 Pour 4	5	26-Jan-26	30-Jan-26																	
A4200	Reinforce, PT & Set Embeds - Level 4 Pour 4	4	30-Jan-26	04-Feb-26																	
A4220	In-Slab MEP/Sleeves & Pre-Pour Inspection - Level 4 Pour 4	4	02-Feb-26	05-Feb-26																	
A4390	Pour - Level 4 Pour 4	1	06-Feb-26	06-Feb-26																	
A4440	Concrete Cure - Level 4 Pour 4	3	07-Feb-26	09-Feb-26																	
A4540	Strip Forms & Place Reshores - Level 4 Pour 4	4	10-Feb-26	13-Feb-26																	
LEVEL 5																					
POUR 1																					
A3980	Form/Reinforce/Place Columns - Level 5 Pour 1	5	15-Jan-26	21-Jan-26																	
A4240	Form - Level 5 Pour 1	5	02-Feb-26	06-Feb-26																	
A4400	Reinforce, PT & Set Embeds - Level 5 Pour 1	4	06-Feb-26	11-Feb-26																	
A4450	In-Slab MEP/Sleeves & Pre-Pour Inspection - Level 5 Pour 1	4	09-Feb-26	12-Feb-26																	
A4640	Pour - Level 5 Pour 1	1	13-Feb-26	13-Feb-26																	
A4680	Concrete Cure - Level 5 Pour 1	3	14-Feb-26	16-Feb-26																	
A4820	Strip Forms & Place Reshores - Level 5 Pour 1	4	17-Feb-26	20-Feb-26																	
POUR 2																					
A4080	Form/Reinforce/Place Columns - Level 5 Pour 2	5	22-Jan-26	28-Jan-26																	
A4460	Form - Level 5 Pour 2	5	09-Feb-26	13-Feb-26																	
A4650	Reinforce, PT & Set Embeds - Level 5 Pour 2	4	13-Feb-26	18-Feb-26																	
A4700	In-Slab MEP/Sleeves & Pre-Pour Inspection - Level 5 Pour 2	4	16-Feb-26	19-Feb-26																	
A4910	Pour - Level 5 Pour 2	1	20-Feb-26	20-Feb-26																	

█ Actual Work
 █ Critical Remaining Work
 Summary
█ Remaining Work
 ◆ Milestone

Activity ID	Activity Name	Original Duration	Start	Finish	24	2025				2026				2027				2028		
					Q3	Q4	Q1	Q2	Q3	Q4	Q1	Q2	Q3	Q4	Q1	Q2	Q3	Q4	Q1	Q2
A5040	Concrete Cure - Level 5 Pour 2	3	21-Feb-26	23-Feb-26																
A5110	Concrete Cure For Roofing - Level 5 Pour 2	28	21-Feb-26	20-Mar-26																
A5140	Strip Forms & Place Reshores - Level 5 Pour 2	4	24-Feb-26	27-Feb-26																
POUR 3					27	29-Jan-26	06-Mar-26													
A4190	Form/Reinforce/Place Columns - Level 5 Pour 3	5	29-Jan-26	04-Feb-26																
A4690	Form - Level 5 Pour 3	5	16-Feb-26	20-Feb-26																
A4900	Reinforce, PT & Set Embeds - Level 5 Pour 3	4	20-Feb-26	25-Feb-26																
A5030	In-Slab MEP/Sleeves & Pre-Pour Inspection - Level 5 Pour 3	4	23-Feb-26	26-Feb-26																
A5290	Pour - Level 5 Pour 3	1	27-Feb-26	27-Feb-26																
A5350	Concrete Cure - Level 5 Pour 3	3	28-Feb-26	02-Mar-26																
A5530	Strip Forms & Place Reshores - Level 5 Pour 3	4	03-Mar-26	06-Mar-26																
POUR 4					42	05-Feb-26	03-Apr-26													
A4380	Form/Reinforce/Place Columns - Level 5 Pour 4	5	05-Feb-26	11-Feb-26																
A5020	Form - Level 5 Pour 4	5	23-Feb-26	27-Feb-26																
A5280	Reinforce, PT & Set Embeds - Level 5 Pour 4	4	27-Feb-26	04-Mar-26																
A5340	In-Slab MEP/Sleeves & Pre-Pour Inspection - Level 5 Pour 4	4	02-Mar-26	05-Mar-26																
A5630	Pour - Level 5 Pour 4	1	06-Mar-26	06-Mar-26																
A5720	Concrete Cure - Level 5 Pour 4	3	07-Mar-26	09-Mar-26																
A5800	Concrete Cure For Roofing - Level 5 Pour 4	28	07-Mar-26	03-Apr-26																
A5860	Strip Forms & Place Reshores - Level 5 Pour 4	4	10-Mar-26	13-Mar-26																
LEVEL 6					36	12-Feb-26	02-Apr-26													
POUR 1					30	12-Feb-26	25-Mar-26													
A4630	Form/Reinforce/Place Columns - Level 6 Pour 1	5	12-Feb-26	18-Feb-26																
A5460	Form - Level 6 Pour 1	6	02-Mar-26	09-Mar-26																
A5820	Reinforce, PT & Set Embeds - Level 6 Pour 1	4	09-Mar-26	12-Mar-26																
A5870	In-Slab MEP/Sleeves & Pre-Pour Inspection - Level 6 Pour 1	4	10-Mar-26	13-Mar-26																
A6210	Pour - Level 6 Pour 1	1	16-Mar-26	16-Mar-26																
A6250	Concrete Cure - Level 6 Pour 1	3	17-Mar-26	19-Mar-26																
A6350	Strip Forms & Place Reshores - Level 6 Pour 1	4	20-Mar-26	25-Mar-26																
POUR 2					31	19-Feb-26	02-Apr-26													
A4890	Form/Reinforce/Place Columns - Level 6 Pour 2	5	19-Feb-26	25-Feb-26																
A5880	Form - Level 6 Pour 2	6	10-Mar-26	17-Mar-26																
A6260	Reinforce, PT & Set Embeds - Level 6 Pour 2	4	17-Mar-26	20-Mar-26																
A6360	In-Slab MEP/Sleeves & Pre-Pour Inspection - Level 6 Pour 2	4	18-Mar-26	23-Mar-26																
A6730	Pour - Level 6 Pour 2	1	24-Mar-26	24-Mar-26																
A6850	Concrete Cure - Level 6 Pour 2	3	25-Mar-26	27-Mar-26																
A7110	Strip Forms & Place Reshores - Level 6 Pour 2	4	30-Mar-26	02-Apr-26																
RESHORE REMOVAL					59	19-Jan-26	09-Apr-26													
LEVEL 1					17	19-Jan-26	10-Feb-26													
A4040	Remove Reshores - L2 P1	2	19-Jan-26	20-Jan-26																
A4140	Remove Reshores - L2 P2	2	26-Jan-26	27-Jan-26																
A4250	Remove Reshores - L2 P3	2	02-Feb-26	03-Feb-26																
A4470	Remove Reshores - L2 P4	2	09-Feb-26	10-Feb-26																
LEVEL 2					17	16-Feb-26	10-Mar-26													
A4710	Remove Reshores - L3 P1	2	16-Feb-26	17-Feb-26																
A5050	Remove Reshores - L3 P2	2	23-Feb-26	24-Feb-26																
A5360	Remove Reshores - L3 P3	2	02-Mar-26	03-Mar-26																
A5740	Remove Reshores - L3 P4	2	09-Mar-26	10-Mar-26																

■ Actual Work
 ■ Critical Remaining Work
 ▼ Summary
 ■ Remaining Work
 ◆ Milestone

Activity ID	Activity Name	Original Duration	Start	Finish	24	2025				2026				2027				2028		
					Q3	Q4	Q1	Q2	Q3	Q4	Q1	Q2	Q3	Q4	Q1	Q2	Q3	Q4	Q1	Q2
LEVEL 3																				
A6270	Remove Reshores - L4 P1	2	17-Mar-26	18-Mar-26																
A6410	Remove Reshores - L4 P2	2	19-Mar-26	20-Mar-26																
A6880	Remove Reshores - L4 P3	2	25-Mar-26	26-Mar-26																
A7050	Remove Reshores - L4 P4	2	27-Mar-26	30-Mar-26																
LEVEL 4																				
A7160	Remove Reshores - L5 P1	2	31-Mar-26	01-Apr-26																
A7380	Remove Reshores - L5 P2	2	02-Apr-26	03-Apr-26																
A7510	Remove Reshores - L5 P3	2	06-Apr-26	07-Apr-26																
A7700	Remove Reshores - L5 P4	2	08-Apr-26	09-Apr-26																
ENVELOPE																				
ELEVATION 1																				
A4810	Perimeter Skin Steel Framing - Elevation 1	7	18-Feb-26	26-Feb-26																
A5130	CFMF - Elevation 1	15	25-Feb-26	17-Mar-26																
A5810	Sheathing - Elevation 1	10	10-Mar-26	23-Mar-26																
A6200	Waterproofing - Elevation 1	10	18-Mar-26	31-Mar-26																
A7100	Curtainwall & Punch Windows - Elevation 1	20	01-Apr-26	28-Apr-26																
A8760	Metal Panels - Elevation 1	20	29-Apr-26	27-May-26																
A10760	Masonry - Elevation 1	10	28-May-26	10-Jun-26																
ELEVATION 3																				
A5730	Perimeter Skin Steel Framing - Elevation 3	10	09-Mar-26	20-Mar-26																
A6100	CFMF - Elevation 3	20	16-Mar-26	10-Apr-26																
A7300	Sheathing - Elevation 3	15	02-Apr-26	22-Apr-26																
A8110	Waterproofing - Elevation 3	15	16-Apr-26	06-May-26																
A9590	Curtainwall and Punch Windows - Elevation 3	20	11-May-26	08-Jun-26																
A11760	Metal Panels - Elevation 3	20	09-Jun-26	07-Jul-26																
A13880	Masonry - Elevation 3	7	08-Jul-26	16-Jul-26																
ELEVATION 4																				
A6370	Perimeter Skin Steel Framing - Elevation 4	5	19-Mar-26	25-Mar-26																
A6860	CFMF - Elevation 4	10	26-Mar-26	08-Apr-26																
A7680	Sheathing - Elevation 4	8	09-Apr-26	20-Apr-26																
A8530	Waterproofing - Elevation 4	8	23-Apr-26	04-May-26																
A10700	Curtainwall - Elevation 4	25	26-May-26	29-Jun-26																
A13280	Metal Panels - Elevation 4	10	30-Jun-26	14-Jul-26																
ELEVATION 2																				
A5150	Perimeter Skin Steel Framing - Elevation 2	10	25-Feb-26	10-Mar-26																
A5540	CFMF - Elevation 2	20	04-Mar-26	31-Mar-26																
A6480	Sheathing - Elevation 2	15	23-Mar-26	10-Apr-26																
A7450	Waterproofing - Elevation 2	15	06-Apr-26	24-Apr-26																
A8220	Curtainwall - Elevation 2	25	20-Apr-26	22-May-26																
A11860	Masonry - Elevation 2	10	11-Jun-26	24-Jun-26																
ELEVATION 5																				
A6870	Perimeter Skin Steel Framing - Elevation 5	8	26-Mar-26	06-Apr-26																
A7320	CFMF - Elevation 5	15	02-Apr-26	22-Apr-26																
A7990	Sheathing - Elevation 5	10	15-Apr-26	28-Apr-26																
A8410	Waterproofing - Elevation 5	10	23-Apr-26	06-May-26																
A12320	Curtainwall and Punch Windows - Elevation 5	20	16-Jun-26	14-Jul-26																
A14380	Metal Panels - Elevation 5	20	15-Jul-26	11-Aug-26																

█ Actual Work
 █ Critical Remaining Work
 Summary
█ Remaining Work
 ◆ Milestone

Activity ID	Activity Name	Original Duration	Start	Finish	2024			2025				2026				2027				2028											
					Q3	Q4	Q1	Q2	Q3	Q4	Q1	Q2	Q3	Q4	Q1	Q2	Q3	Q4	Q1	Q2	Q3										
A16560	Masonry - Elevation 5	10	12-Aug-26	25-Aug-26											■	Masonry - Elevation 5															
	ELEVATION 6	92	02-Apr-26	11-Aug-26											▶	11-Aug-26, ELEVATION 6															
A7310	Perimeter Skin Steel Framing - Elevation 6	10	02-Apr-26	15-Apr-26											■	Perimeter Skin Steel Framing - Elevation 6															
A7690	CFMF - Elevation 6	20	09-Apr-26	06-May-26											■	CFMF - Elevation 6															
A8740	Sheathing - Elevation 6	15	28-Apr-26	18-May-26											■	Sheathing - Elevation 6															
A9720	Waterproofing - Elevation 6	15	12-May-26	02-Jun-26											■	Waterproofing - Elevation 6															
A13270	Curtainwall - Elevation 6	30	30-Jun-26	11-Aug-26											■	Curtainwall - Elevation 6															
	ELEVATION 7	119	14-Apr-26	30-Sep-26											▶	30-Sep-26, ELEVATION 7															
A7940	Perimeter Skin Steel Framing - Elevation 7	8	14-Apr-26	23-Apr-26											■	Perimeter Skin Steel Framing - Elevation 7															
A8270	CFMF - Elevation 7	15	21-Apr-26	11-May-26											■	CFMF - Elevation 7															
A9170	Sheathing - Elevation 7	10	04-May-26	15-May-26											■	Sheathing - Elevation 7															
A9600	Waterproofing - Elevation 7	10	12-May-26	26-May-26											■	Waterproofing - Elevation 7															
A14940	Curtainwall and Punch Windows - Elevation 7	15	22-Jul-26	11-Aug-26											■	Curtainwall and Punch Windows - Elevation 7															
A16570	Metal Panels - Elevation 7	20	12-Aug-26	09-Sep-26											■	Metal Panels - Elevation 7															
A18640	Masonry - Elevation 7	15	10-Sep-26	30-Sep-26											■	Masonry - Elevation 7															
	ELEVATION 8	139	21-Apr-26	04-Nov-26											▶	04-Nov-26, ELEVATION 8															
A8260	Perimeter Skin Steel Framing - Elevation 8	10	21-Apr-26	04-May-26											■	Perimeter Skin Steel Framing - Elevation 8															
A8750	CFMF - Elevation 8	20	28-Apr-26	26-May-26											■	CFMF - Elevation 8															
A10030	Sheathing - Elevation 8	15	15-May-26	05-Jun-26											■	Sheathing - Elevation 8															
A11060	Waterproofing - Elevation 8	15	01-Jun-26	19-Jun-26											■	Waterproofing - Elevation 8															
A15970	Curtainwall - Elevation 8	20	05-Aug-26	01-Sep-26											■	Curtainwall - Elevation 8															
A18200	Metal Panels - Elevation 8	30	02-Sep-26	14-Oct-26											■	Metal Panels - Elevation 8															
A20990	Masonry - Elevation 8	15	15-Oct-26	04-Nov-26											■	Masonry - Elevation 8															
	PENTHOUSES	51	26-Mar-26	05-Jun-26											▶	05-Jun-26, PENTHOUSES															
	EAST	41	26-Mar-26	21-May-26											▶	21-May-26, EAST															
A6740	CFMF - East PH	10	26-Mar-26	08-Apr-26											■	CFMF - East PH															
A7560	Sheathing - East PH	8	09-Apr-26	20-Apr-26											■	Sheathing - East PH															
A8230	Waterproofing - East PH	8	21-Apr-26	30-Apr-26											■	Waterproofing - East PH															
A8990	Metal Panels - East PH	15	01-May-26	21-May-26											■	Metal Panels - East PH															
	WEST	41	09-Apr-26	05-Jun-26											▶	05-Jun-26, WEST															
A7570	CFMF - West PH	10	09-Apr-26	22-Apr-26											■	CFMF - West PH															
A8420	Sheathing - West PH	8	23-Apr-26	04-May-26											■	Sheathing - West PH															
A9180	Waterproofing - West PH	8	05-May-26	14-May-26											■	Waterproofing - West PH															
A9910	Metal Panels - West PH	15	15-May-26	05-Jun-26											■	Metal Panels - West PH															
	ROOF	45	15-May-26	20-Jul-26											▶	20-Jul-26, ROOF															
	MAIN	30	15-May-26	26-Jun-26											▶	26-Jun-26, MAIN															
A9890	Main Roof - East	15	15-May-26	05-Jun-26											■	Main Roof - East															
A11640	Main Roof - West	15	08-Jun-26	26-Jun-26											■	Main Roof - West															
	PENTHOUSES	15	15-May-26	05-Jun-26											▶	05-Jun-26, PENTHOUSES															
A9900	Penthouse Roofs	15	15-May-26	05-Jun-26											■	Penthouse Roofs															
		15	29-Jun-26	20-Jul-26											▶	20-Jul-26, ROOF TERRACE (COURTYARD)															
A13160	Roof Terrace	5	29-Jun-26	06-Jul-26											■	Roof Terrace															
A13780	Roof Pedestal Paver System	10	07-Jul-26	20-Jul-26											■	Roof Pedestal Paver System															
	CENTRAL PLANT	132	13-Mar-26	17-Sep-26											▶	17-Sep-26, CENTRAL PLANT															
A6090	Erect/Detail Steel for Cooling Tower	4	13-Mar-26	18-Mar-26											■	Erect/Detail Steel for Cooling Tower															
A6390	Set Cooling Tower	2	19-Mar-26	20-Mar-26											■	Set Cooling Tower															
A6640	Install Condenser Piping for Cooling Tower	4	23-Mar-26	26-Mar-26											■	Install Condenser Piping for Cooling Tower															
A6650	Install VFD's for Cooling Towers	3	23-Mar-26	25-Mar-26											■	Install VFD's for Cooling Towers															

Activity ID	Activity Name	Original Duration	Start	Finish	24	2025				2026				2027				2028			
						Q3	Q4	Q1	Q2	Q3	Q4	Q1	Q2	Q3	Q4	Q1	Q2	Q3			
A6660	Electrical Rough-In & Connections to Cooling Tower	5	23-Mar-26	27-Mar-26								█									
A7090	Controls for Cooling Tower	5	30-Mar-26	03-Apr-26								█									
A8650	Set Generator and Docking Station	3	24-Apr-26	28-Apr-26								█									
A8660	Set Automatic Transfer Switch	4	24-Apr-26	29-Apr-26								█									
A8870	Electrical Rough-In & Connections to Generator/Station/VFD's	10	29-Apr-26	12-May-26								█									
A9010	Electrical Rough-In & Connections to ATS	10	30-Apr-26	13-May-26								█									
A10020	Electrical Modifications to Existing MSB at CUP	5	14-May-26	20-May-26								█									
A10590	Startup Cooling Tower	5	21-May-26	28-May-26								█									
A18670	Startup ATS	3	10-Sep-26	14-Sep-26																	
A18930	Startup Generator	3	15-Sep-26	17-Sep-26																	
STRUCTURAL STEEL		70	19-Jan-26	24-Apr-26																	
STAIR 01		16	19-Jan-26	09-Feb-26																	
A4050	Metal Stairs (Stair 01)	10	19-Jan-26	30-Jan-26								█									
A4310	Handrails (Stair 01)	4	02-Feb-26	05-Feb-26								█									
A4420	Pour Treads (Stair 01)	2	06-Feb-26	09-Feb-26								█									
STAIR 02		7	02-Feb-26	10-Feb-26																	
A4320	Metal Stairs (Stair 02)	4	02-Feb-26	05-Feb-26								█									
A4430	Handrails (Stair 02)	2	06-Feb-26	09-Feb-26								█									
A4530	Pour Treads (Stair 02)	1	10-Feb-26	10-Feb-26																	
STAIR 03		16	06-Feb-26	27-Feb-26																	
A4410	Metal Stairs (Stair 03)	10	06-Feb-26	19-Feb-26								█									
A5000	Handrails (Stair 03)	4	20-Feb-26	25-Feb-26								█									
A5250	Pour Treads (Stair 03)	2	26-Feb-26	27-Feb-26																	
STAIR 04		8	20-Feb-26	03-Mar-26																	
A5010	Metal Stairs (Stair 04)	4	20-Feb-26	25-Feb-26								█									
A5260	Handrails (Stair 04)	2	26-Feb-26	27-Feb-26																	
A5450	Terrazzo Treads (Stair 04)	2	02-Mar-26	03-Mar-26																	
STAIR 05		16	26-Feb-26	19-Mar-26																	
A5270	Metal Stairs (Stair 05)	10	26-Feb-26	11-Mar-26								█									
A6020	Handrails (Stair 05)	4	12-Mar-26	17-Mar-26								█									
A6340	Pour Treads (Stair 05)	2	18-Mar-26	19-Mar-26																	
ELEVATOR A & B		10	12-Mar-26	25-Mar-26																	
A6010	Elevator Steel - Service Car A	5	12-Mar-26	18-Mar-26								█									
A6400	Elevator Steel - Passenger Car B	5	19-Mar-26	25-Mar-26								█									
ELEVATOR C		2	26-Mar-26	27-Mar-26																	
A6950	Elevator Steel - Service Car C	2	26-Mar-26	27-Mar-26																	
AUDITORIUM		15	04-Feb-26	24-Feb-26																	
A4360	Auditorium Steel	15	04-Feb-26	24-Feb-26								█									
EXTERIOR EYEBROW		15	16-Mar-26	03-Apr-26																	
A6230	Eyebrow Steel	15	16-Mar-26	03-Apr-26								█									
CANOPY STEEL		15	06-Apr-26	24-Apr-26																	
A7550	Canopy Steel	15	06-Apr-26	24-Apr-26								█									
INTERIORS AND FINISHES		241	21-Jan-26	04-Jan-27																	
LEVEL 1		200	21-Jan-26	30-Oct-26																	
LEVEL 1 - AREA A		200	21-Jan-26	30-Oct-26																	
A4070	Layout / Control (Level 1 - Area A)	3	21-Jan-26	23-Jan-26																	
A4150	MEP Hangers (Level 1 - Area A)	5	26-Jan-26	30-Jan-26								█									
A4160	Frame & Top Out Priority Walls (Level 1 - Area A)	5	26-Jan-26	30-Jan-26								█									

█ Actual Work
 █ Critical Remaining Work
 Summary
█ Remaining Work
 ◆ Milestone

Activity ID	Activity Name	Original Duration	Start	Finish	2024				2025				2026				2027				2028		
					Q3	Q4	Q1	Q2	Q3	Q4	Q1	Q2	Q3	Q4	Q1	Q2	Q3	Q4	Q1	Q2	Q3		
A4260	Storm & Sanitary Overhead (Level 1 - Area A)	5	02-Feb-26	06-Feb-26																			
A4270	Electrical Overhead (Level 1 - Area A)	7	02-Feb-26	10-Feb-26																			
A4280	Fire Sprinkler Overhead Mains (Level 1 - Area A)	4	02-Feb-26	05-Feb-26																			
A4340	Fire Sprinkler Overhead Branch (Level 1 - Area A)	5	04-Feb-26	10-Feb-26																			
A4370	Plumbing Water Overhead (Level 1 - Area A)	7	05-Feb-26	13-Feb-26																			
A4480	Duct Mains Overhead (Level 1 - Area A)	4	09-Feb-26	12-Feb-26																			
A4550	Pull Electrical Feeders (Level 1 - Area A)	10	11-Feb-26	24-Feb-26																			
A4560	Data / Security / FA Overhead Rough-In (Level 1 - Area A)	7	11-Feb-26	19-Feb-26																			
A4570	Controls Overhead Rough-In (Level 1 - Area A)	7	11-Feb-26	19-Feb-26																			
A4580	Frame / One Side / Set HM Frames (Level 1 - Area A)	6	11-Feb-26	18-Feb-26																			
A4620	In-Wall Electrical (Level 1 - Area A)	10	12-Feb-26	25-Feb-26																			
A4660	Test Duct Mains (Level 1 - Area A)	3	13-Feb-26	17-Feb-26																			
A4670	VAV/FPB/FCU (Level 1 - Area A)	5	13-Feb-26	19-Feb-26																			
A4720	Hydronic Overhead (Level 1 - Area A)	10	16-Feb-26	27-Feb-26																			
A4730	In-Wall Plumbing (Level 1 - Area A)	10	16-Feb-26	27-Feb-26																			
A4800	In-Wall Steel / Lavatory Supports (Level 1 - Area A)	2	17-Feb-26	18-Feb-26																			
A4920	Duct Branch Overhead (Level 1 - Area A)	5	20-Feb-26	26-Feb-26																			
A5200	Pull In-Wall Electrical Wire (Level 1 - Area A)	5	26-Feb-26	04-Mar-26																			
A5210	Data / Security / FA Rough-In (Level 1 - Area A)	5	26-Feb-26	04-Mar-26																			
A5220	In-Wall Controls (Level 1 - Area A)	5	26-Feb-26	04-Mar-26																			
A5300	Test Duct Branch (Level 1 - Area A)	3	27-Feb-26	03-Mar-26																			
A5370	Test Hydronic Systems (Level 1 - Area A)	3	02-Mar-26	04-Mar-26																			
A5380	Test In-Wall Plumbing (Level 1 - Area A)	2	02-Mar-26	03-Mar-26																			
A5550	Insulate In-Wall Plumbing (Level 1 - Area A)	7	04-Mar-26	12-Mar-26																			
A5590	Insulate Hydronic Systems (Level 1 - Area A)	10	05-Mar-26	18-Mar-26																			
A5830	In-Wall Blocking (Level 1 - Area A)	5	10-Mar-26	16-Mar-26																			
A6220	Vaughn In-Wall Inspection (Level 1 - Area A)	1	17-Mar-26	17-Mar-26																			
A6280	Vaughn In-Wall Corrections (Level 1 - Area A)	5	18-Mar-26	24-Mar-26																			
A6750	Owner In-Wall Inspection (Level 1 - Area A)	1	25-Mar-26	25-Mar-26																			
A6890	Owner In-Wall Corrections (Level 1 - Area A)	3	26-Mar-26	30-Mar-26																			
A8540	Insulate Duct Mains (Level 1 - Area A)	6	23-Apr-26	30-Apr-26																			
A9120	Insulate Duct Branch (Level 1 - Area A)	7	01-May-26	11-May-26																			
A9250	Cable Tray Overhead (Level 1 - Area A)	5	05-May-26	11-May-26																			
A9920	Frame Hard Ceilings (Level 1 - Area A)	5	15-May-26	21-May-26																			
A9930	Insulate and Two Side Drywall Partitions (Level 1 - Area A)	5	15-May-26	21-May-26																			
A10230	MEP Rough-In at Hard Ceilings (Level 1 - Area A)	5	20-May-26	27-May-26																			
A10240	Tape & Float Drywall Partitions (Level 1 - Area A)	8	20-May-26	01-Jun-26																			
A10770	Vaughn Overhead Inspection - Hard Ceilings - (Level 1 - Area A)	1	28-May-26	28-May-26																			
A10780	Pull Controls / Data / Security Cables (Level 1 - Area A)	5	28-May-26	03-Jun-26																			
A10890	Vaughn Overhead Corrections - Hard Ceilings (Level 1 - Area A)	5	29-May-26	04-Jun-26																			
A10900	Fire & Acoustical Caulk Partitions (Level 1 - Area A)	5	29-May-26	04-Jun-26																			
A11070	Prime & First Coat Paint Partitions (Level 1 - Area A)	5	02-Jun-26	08-Jun-26																			
A11450	Owner Overhead Inspection - Hard Ceilings (Level 1 - Area A)	1	05-Jun-26	05-Jun-26																			
A11570	Owner Overhead Corrections - Hard Ceilings (Level 1 - Area A)	3	08-Jun-26	10-Jun-26																			
A11870	Cover Hard Ceilings (Level 1 - Area A)	5	11-Jun-26	17-Jun-26																			
A12240	Tape & Float Hard Ceilings (Level 1 - Area A)	5	16-Jun-26	22-Jun-26																			
A12370	Ceiling Grid (Level 1 - Area A)	7	18-Jun-26	26-Jun-26																			
A12620	Prime & First Coat Paint Hard Ceilings (Level 1 - Area A)	3	22-Jun-26	24-Jun-26																			

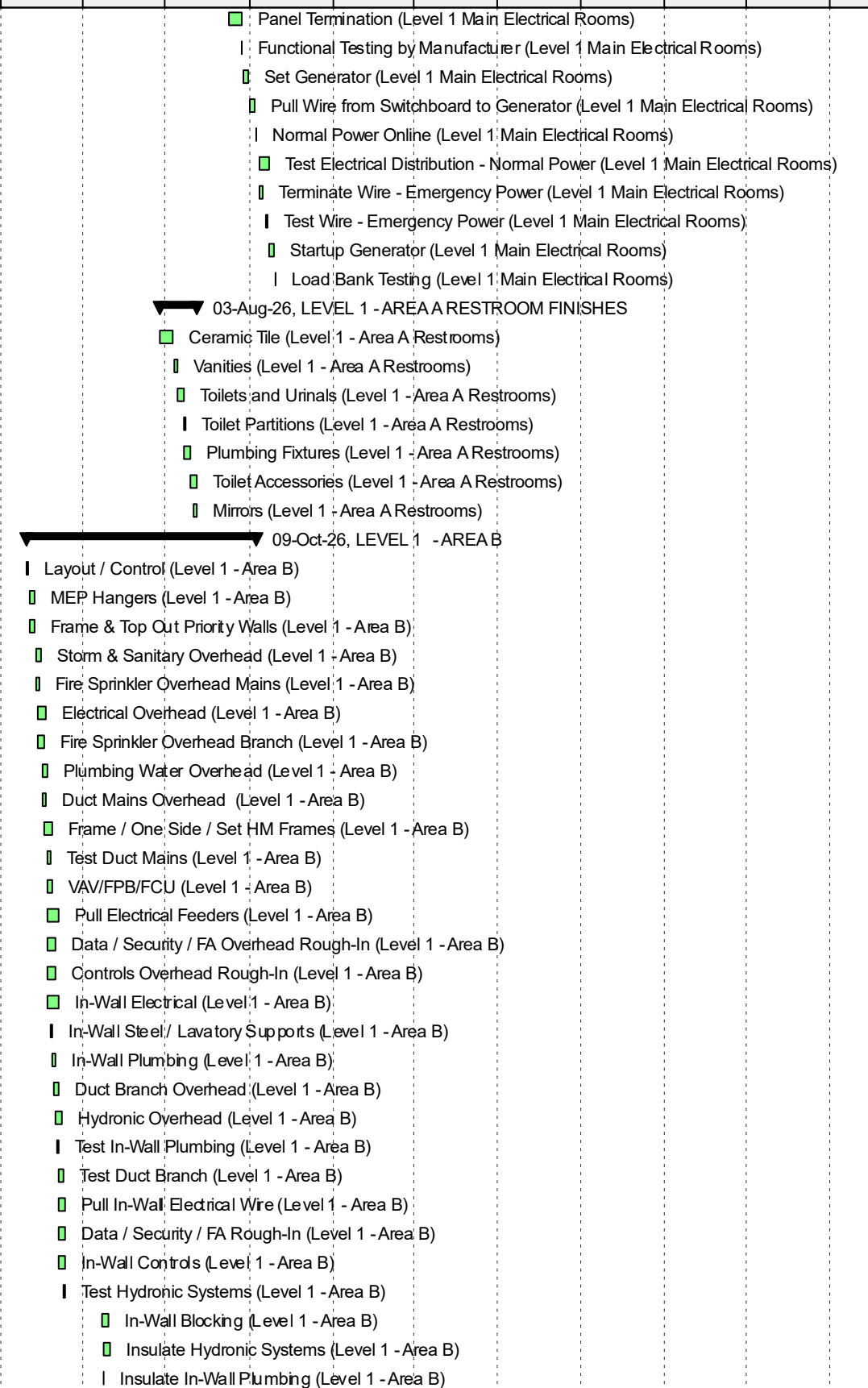
Actual Work
 Critical Remaining Work
 Summary
 Remaining Work
 Milestone

Activity ID	Activity Name	Original Duration	Start	Finish	24	2025				2026				2027				2028		
					Q3	Q4	Q1	Q2	Q3	Q4	Q1	Q2	Q3	Q4	Q1	Q2	Q3			
A12820	Electrical Ceiling Trim (Level 1 - Area A)	7	24-Jun-26	02-Jul-26																
A12830	HVAC Ceiling Trim (Level 1 - Area A)	7	24-Jun-26	02-Jul-26																
A12840	Fire Sprinkler Drops (Level 1 - Area A)	7	24-Jun-26	02-Jul-26																
A12860	Demountable Partitions Frames (Level 1 - Area A)	7	25-Jun-26	06-Jul-26																
A13170	Fire Alarm Ceiling Trim (Level 1 - Area A)	5	30-Jun-26	07-Jul-26																
A13540	AV Ceiling Trim (Level 1 - Area A)	2	06-Jul-26	07-Jul-26																
A13670	Doors & Hardware (Level 1 - Area A)	2	07-Jul-26	08-Jul-26																
A13790	Vaughn Overhead Inspection - Grid Ceilings - (Level 1 - Area A)	1	08-Jul-26	08-Jul-26																
A13890	Vaughn Overhead Corrections - Grid Ceilings (Level 1 - Area A)	5	09-Jul-26	15-Jul-26																
A13900	Interior Glazing (Level 1 - Area A)	3	09-Jul-26	13-Jul-26																
A14390	Owner Overhead Inspection - Grid Ceilings (Level 1 - Area A)	1	16-Jul-26	16-Jul-26																
A14520	Owner Overhead Corrections - Grid Ceilings (Level 1 - Area A)	3	17-Jul-26	21-Jul-26																
A14850	Demountable Partitions Glazing (Level 1 - Area A)	3	22-Jul-26	24-Jul-26																
A18650	Millwork (Level 1 - Area A)	4	10-Sep-26	15-Sep-26																
A19040	Flooring (LVT / Sheet Vinyl / Carpet) (Level 1 - Area A)	6	16-Sep-26	23-Sep-26																
A19360	Final Paint (Level 1 - Area A)	5	22-Sep-26	28-Sep-26																
A19590	Specialties (FE, Markerboards, Wall Protection) (Level 1 - Area A)	3	25-Sep-26	29-Sep-26																
A19600	Wall Base (Level 1 - Area A)	3	25-Sep-26	29-Sep-26																
A19610	Controls Wall Trim (Level 1 - Area A)	3	25-Sep-26	29-Sep-26																
A19620	Security Wall Trim (Level 1 - Area A)	3	25-Sep-26	29-Sep-26																
A19630	AV Displays / Projectors / Wall Trim (Level 1 - Area A)	3	25-Sep-26	29-Sep-26																
A19640	Data Wall Trim (Level 1 - Area A)	3	25-Sep-26	29-Sep-26																
A19650	Electrical Wall Trim (Level 1 - Area A)	3	25-Sep-26	29-Sep-26																
A19660	Fire Alarm Wall Trim (Level 1 - Area A)	3	25-Sep-26	29-Sep-26																
A19670	Interior Signage (Level 1 - Area A)	3	25-Sep-26	29-Sep-26																
A19900	Drop Ceiling Tiles (Level 1 - Area A)	3	29-Sep-26	01-Oct-26																
LEVEL 1 - MAIN ELECTRICAL ROOM		179	19-Feb-26	30-Oct-26																
A4870	Housekeeping Pads (Level 1 Main Electrical Rooms)	3	19-Feb-26	23-Feb-26																
A4880	Overhead Conduit (Level 1 Main Electrical Rooms)	15	19-Feb-26	11-Mar-26																
A8560	Set Pad Mounted Transformers (Level 1 Main Electrical Rooms)	1	23-Apr-26	23-Apr-26																
A8640	Frame Partitions (Level 1 Main Electrical Rooms)	2	24-Apr-26	27-Apr-26																
A8780	In-Wall Electrical (Level 1 Main Electrical Rooms)	5	28-Apr-26	04-May-26																
A9260	Pull 480v Wire From Transformer to Switchboard (Level 1 Main Electrical Rooms)	10	05-May-26	18-May-26																
A9270	Conduit Mains to Penthouse (Level 1 Main Electrical Rooms)	10	05-May-26	18-May-26																
A102	Test 480v Wire Normal Power (Level 1 Main Electrical Rooms)	1	19-May-26	19-May-26																
A102	Terminate 480v Wire (Level 1 Main Electrical Rooms)	10	19-May-26	02-Jun-26																
A113	Drywall Partitions (Level 1 Main Electrical Rooms)	2	03-Jun-26	04-Jun-26																
A115	Tape & Float Drywall Partitions (Level 1 Main Electrical Rooms)	3	05-Jun-26	09-Jun-26																
A118	Paint Walls (Level 1 Main Electrical Rooms)	1	10-Jun-26	10-Jun-26																
A120	Pull Wire From Switchboard to Electrical Rooms (Level 1 Main Electrical Rooms)	10	11-Jun-26	24-Jun-26																
A148	Set Switchboard (Level 1 Main Electrical Rooms)	3	21-Jul-26	23-Jul-26																
A151	Electrical Panels - Normal (Level 1 Main Electrical Rooms)	5	24-Jul-26	30-Jul-26																
A151	Electrical Panels - Emergency (Level 1 Main Electrical Rooms)	5	24-Jul-26	30-Jul-26																
A157	Electrical Plenums (Level 1 Main Electrical Rooms)	5	31-Jul-26	06-Aug-26																
A162	Final Conduit Turns / Pull Wire to Switchboard (Level 1 Main Electrical Rooms)	7	07-Aug-26	17-Aug-26																
A170	Install ATS Gear (Level 1 Main Electrical Rooms)	5	18-Aug-26	24-Aug-26																
A170	Pull Wire to Electrical Panels (Level 1 Main Electrical Rooms)	10	18-Aug-26	31-Aug-26																
A181	Terminate Wiring at Switchboard (Level 1 Main Electrical Rooms)	5	01-Sep-26	08-Sep-26																

30-Oct-26, LEVEL 1 - MAIN ELECTRICAL ROOM

- Housekeeping Pads (Level 1 Main Electrical Rooms)
- Overhead Conduit (Level 1 Main Electrical Rooms)
- Set Pad Mounted Transformers (Level 1 Main Electrical Rooms)
- Frame Partitions (Level 1 Main Electrical Rooms)
- In-Wall Electrical (Level 1 Main Electrical Rooms)
- Pull 480v Wire From Transformer to Switchboard (Level 1 Main Electrical Rooms)
- Conduit Mains to Penthouse (Level 1 Main Electrical Rooms)
- Test 480v Wire Normal Power (Level 1 Main Electrical Rooms)
- Terminate 480v Wire (Level 1 Main Electrical Rooms)
- Drywall Partitions (Level 1 Main Electrical Rooms)
- Tape & Float Drywall Partitions (Level 1 Main Electrical Rooms)
- Paint Walls (Level 1 Main Electrical Rooms)
- Pull Wire From Switchboard to Electrical Rooms (Level 1 Main Electrical Rooms)
- Set Switchboard (Level 1 Main Electrical Rooms)
- Electrical Panels - Normal (Level 1 Main Electrical Rooms)
- Electrical Panels - Emergency (Level 1 Main Electrical Rooms)
- Electrical Plenums (Level 1 Main Electrical Rooms)
- Final Conduit Turns / Pull Wire to Switchboard (Level 1 Main Electrical Rooms)
- Install ATS Gear (Level 1 Main Electrical Rooms)
- Pull Wire to Electrical Panels (Level 1 Main Electrical Rooms)
- Terminate Wiring at Switchboard (Level 1 Main Electrical Rooms)

Activity ID	Activity Name	Original Duration	Start	Finish	24	2025				2026				2027				2028		
					Q3	Q4	Q1	Q2	Q3	Q4	Q1	Q2	Q3	Q4	Q1	Q2	Q3	Q4	Q1	Q2
A185	Panel Termination (Level 1 Main Electrical Rooms)	10	09-Sep-26	22-Sep-26																
A194	Functional Testing by Manufacturer (Level 1 Main Electrical Rooms)	1	23-Sep-26	23-Sep-26																
A195	Set Generator (Level 1 Main Electrical Rooms)	5	24-Sep-26	30-Sep-26																
A200	Pull Wire from Switchboard to Generator (Level 1 Main Electrical Rooms)	5	01-Oct-26	07-Oct-26																
A204	Normal Power Online (Level 1 Main Electrical Rooms)	2	08-Oct-26	09-Oct-26																
A207	Test Electrical Distribution - Normal Power (Level 1 Main Electrical Rooms)	10	12-Oct-26	23-Oct-26																
A207	Terminate Wire - Emergency Power (Level 1 Main Electrical Rooms)	5	12-Oct-26	16-Oct-26																
A211	Test Wire - Emergency Power (Level 1 Main Electrical Rooms)	3	19-Oct-26	21-Oct-26																
A214	Startup Generator (Level 1 Main Electrical Rooms)	5	22-Oct-26	28-Oct-26																
A217	Load Bank Testing (Level 1 Main Electrical Rooms)	2	29-Oct-26	30-Oct-26																
LEVEL 1 - AREA A RESTROOM FINISHES		27	25-Jun-26	03-Aug-26																
A128	Ceramic Tile (Level 1 - Area A Restrooms)	10	25-Jun-26	09-Jul-26																
A139	Vanities (Level 1 - Area A Restrooms)	2	10-Jul-26	13-Jul-26																
A141	Toilets and Urinals (Level 1 - Area A Restrooms)	5	14-Jul-26	20-Jul-26																
A147	Toilet Partitions (Level 1 - Area A Restrooms)	3	21-Jul-26	23-Jul-26																
A147	Plumbing Fixtures (Level 1 - Area A Restrooms)	5	21-Jul-26	27-Jul-26																
A152	Toilet Accessories (Level 1 - Area A Restrooms)	5	28-Jul-26	03-Aug-26																
A155	Mirrors (Level 1 - Area A Restrooms)	2	31-Jul-26	03-Aug-26																
LEVEL 1 - AREA B		180	28-Jan-26	09-Oct-26																
A4180	Layout / Control (Level 1 - Area B)	3	28-Jan-26	30-Jan-26																
A4290	MEP Hangers (Level 1 - Area B)	5	02-Feb-26	06-Feb-26																
A4300	Frame & Top Out Priority Walls (Level 1 - Area B)	5	02-Feb-26	06-Feb-26																
A4490	Storm & Sanitary Overhead (Level 1 - Area B)	5	09-Feb-26	13-Feb-26																
A4500	Fire Sprinkler Overhead Mains (Level 1 - Area B)	4	09-Feb-26	12-Feb-26																
A4590	Electrical Overhead (Level 1 - Area B)	7	11-Feb-26	19-Feb-26																
A4600	Fire Sprinkler Overhead Branch (Level 1 - Area B)	5	11-Feb-26	17-Feb-26																
A4740	Plumbing Water Overhead (Level 1 - Area B)	5	16-Feb-26	20-Feb-26																
A4750	Duct Mains Overhead (Level 1 - Area B)	4	16-Feb-26	19-Feb-26																
A4830	Frame / One Side / Set HM Frames (Level 1 - Area B)	6	18-Feb-26	25-Feb-26																
A4930	Test Duct Mains (Level 1 - Area B)	3	20-Feb-26	24-Feb-26																
A4940	VAV/FPB/FCU (Level 1 - Area B)	5	20-Feb-26	26-Feb-26																
A4950	Pull Electrical Feeders (Level 1 - Area B)	10	20-Feb-26	05-Mar-26																
A4960	Data / Security / FA Overhead Rough-In (Level 1 - Area B)	7	20-Feb-26	02-Mar-26																
A4970	Controls Overhead Rough-In (Level 1 - Area B)	7	20-Feb-26	02-Mar-26																
A4980	In-Wall Electrical (Level 1 - Area B)	10	20-Feb-26	05-Mar-26																
A5120	In-Wall Steel / Lavatory Supports (Level 1 - Area B)	2	24-Feb-26	25-Feb-26																
A5230	In-Wall Plumbing (Level 1 - Area B)	3	26-Feb-26	02-Mar-26																
A5310	Duct Branch Overhead (Level 1 - Area B)	5	27-Feb-26	05-Mar-26																
A5390	Hydronic Overhead (Level 1 - Area B)	6	02-Mar-26	09-Mar-26																
A5470	Test In-Wall Plumbing (Level 1 - Area B)	2	03-Mar-26	04-Mar-26																
A5640	Test Duct Branch (Level 1 - Area B)	3	06-Mar-26	10-Mar-26																
A5650	Pull In-Wall Electrical Wire (Level 1 - Area B)	5	06-Mar-26	12-Mar-26																
A5660	Data / Security / FA Rough-In (Level 1 - Area B)	5	06-Mar-26	12-Mar-26																
A5670	In-Wall Controls (Level 1 - Area B)	5	06-Mar-26	12-Mar-26																
A5840	Test Hydronic Systems (Level 1 - Area B)	3	10-Mar-26	12-Mar-26																
A8430	In-Wall Blocking (Level 1 - Area B)	5	22-Apr-26	28-Apr-26																
A8570	Insulate Hydronic Systems (Level 1 - Area B)	6	23-Apr-26	30-Apr-26																
A8580	Insulate In-Wall Plumbing (Level 1 - Area B)	2	23-Apr-26	24-Apr-26																



█ Actual Work
 █ Critical Remaining Work
 ▼ Summary
█ Remaining Work
 ◆ Milestone

Activity ID	Activity Name	Original Duration	Start	Finish	24		2025				2026				2027				2028		
					Q3	Q4	Q1	Q2	Q3	Q4	Q1	Q2	Q3	Q4	Q1	Q2	Q3	Q4	Q1	Q2	Q3
A8880	Vaughn In-Wall Inspection (Level 1 - Area B)	1	29-Apr-26	29-Apr-26																	
A9020	Vaughn In-Wall Corrections (Level 1 - Area B)	5	30-Apr-26	06-May-26																	
A9130	Insulate Duct Mains (Level 1 - Area B)	6	01-May-26	08-May-26																	
A9430	Owner In-Wal Inspection (Level 1 - Area B)	1	07-May-26	07-May-26																	
A9510	Owner In-Wal Corrections (Level 1 - Area B)	3	08-May-26	12-May-26																	
A9620	Insulate Duct Branch (Level 1 - Area B)	7	11-May-26	19-May-26																	
A9810	Cable Tray Overhead (Level 1 - Area B)	5	13-May-26	19-May-26																	
A10490	Frame Hard Ceilings (Level 1 - Area B)	5	22-May-26	29-May-26																	
A10500	Insulate and Two Side Drywall Partitions (Level 1 - Area B)	5	22-May-26	29-May-26																	
A10790	MEP Rough-In at Hard Ceilings (Level 1 - Area B)	5	28-May-26	03-Jun-26																	
A10800	Tape & Float Drywall Partitions (Level 1 - Area B)	8	28-May-26	08-Jun-26																	
A11340	Vaughn Overhead Inspection - Hard Ceilings - (Level 1 - Area B)	1	04-Jun-26	04-Jun-26																	
A11350	Pull Controls / Data / Security Cables (Level 1 - Area B)	5	04-Jun-26	10-Jun-26																	
A11470	Vaughn Overhead Corrections - Hard Ceilings (Level 1 - Area B)	5	05-Jun-26	11-Jun-26																	
A11480	Fire & Acoustical Caulk Partitions (Level 1 - Area B)	5	05-Jun-26	11-Jun-26																	
A11660	Prime & First Coat Paint Partitions (Level 1 - Area B)	5	09-Jun-26	15-Jun-26																	
A12050	Owner Overhead Inspection - Hard Ceilings (Level 1 - Area B)	1	12-Jun-26	12-Jun-26																	
A12150	Owner Overhead Corrections - Hard Ceilings (Level 1 - Area B)	3	15-Jun-26	17-Jun-26																	
A12380	Cover Hard Ceilings (Level 1 - Area B)	5	18-Jun-26	24-Jun-26																	
A12750	Tape & Float Hard Ceilings (Level 1 - Area B)	5	23-Jun-26	29-Jun-26																	
A13070	Prime & First Coat Paint Hard Ceilings (Level 1 - Area B)	3	29-Jun-26	01-Jul-26																	
A13180	Ceiling Grid (Level 1 - Area B)	4	30-Jun-26	06-Jul-26																	
A13290	Electrical Ceiling Trim (Level 1 - Area B)	7	01-Jul-26	10-Jul-26																	
A13300	HVAC Ceiling Trim (Level 1 - Area B)	7	01-Jul-26	10-Jul-26																	
A13310	Fire Sprinkler Drops (Level 1 - Area B)	7	01-Jul-26	10-Jul-26																	
A13420	Demountable Partitions Framing (Level 1 - Area B)	7	02-Jul-26	13-Jul-26																	
A13800	Fire Alarm Ceiling Trim (Level 1 - Area B)	5	08-Jul-26	14-Jul-26																	
A14100	AV Ceiling Trim (Level 1 - Area B)	2	13-Jul-26	14-Jul-26																	
A14190	Doors & Hardware (Level 1 - Area B)	2	14-Jul-26	15-Jul-26																	
A14270	Vaughn Overhead Inspection - Grid Ceilings - (Level 1 - Area B)	1	15-Jul-26	15-Jul-26																	
A14400	Vaughn Overhead Corrections - Grid Ceilings (Level 1 - Area B)	5	16-Jul-26	22-Jul-26																	
A14410	Interior Glazing (Level 1 - Area B)	3	16-Jul-26	20-Jul-26																	
A14950	Owner Overhead Inspection - Grid Ceilings (Level 1 - Area B)	1	23-Jul-26	23-Jul-26																	
A15010	Owner Overhead Corrections - Grid Ceilings (Level 1 - Area B)	3	24-Jul-26	28-Jul-26																	
A15360	Demountable Partitions Glazing (Level 1 - Area B)	3	29-Jul-26	31-Jul-26																	
A19060	Millwork (Level 1 - Area B)	5	16-Sep-26	22-Sep-26																	
A19520	Flooring (LVT / Sheet Vinyl / Carpet) (Level 1 - Area B)	6	24-Sep-26	01-Oct-26																	
A20000	Final Paint (Level 1 - Area B)	5	30-Sep-26	06-Oct-26																	
A20220	Specialties (FE, Markerboards, Wall Protection) (Level 1 - Area B)	3	05-Oct-26	07-Oct-26																	
A20230	Wall Base (Level 1 - Area B)	3	05-Oct-26	07-Oct-26																	
A20240	Controls Wall Trim (Level 1 - Area B)	3	05-Oct-26	07-Oct-26																	
A20250	Security Wall Trim (Level 1 - Area B)	3	05-Oct-26	07-Oct-26																	
A20260	AV Displays / Projectors / Wall Trim (Level 1 - Area B)	3	05-Oct-26	07-Oct-26																	
A20270	Data Wall Trim (Level 1 - Area B)	3	05-Oct-26	07-Oct-26																	
A20280	Electrical Wall Trim (Level 1 - Area B)	3	05-Oct-26	07-Oct-26																	
A20290	Fire Alarm Wall Trim (Level 1 - Area B)	3	05-Oct-26	07-Oct-26																	
A20300	Interior Signage (Level 1 - Area B)	3	05-Oct-26	07-Oct-26																	
A20420	Drop Ceiling Tiles (Level 1 - Area B)	3	07-Oct-26	09-Oct-26																	

█ Actual Work
█ Critical Remaining Work
 Summary
█ Remaining Work
◆ Milestone

Activity ID	Activity Name	Original Duration	Start	Finish	24	2025				2026				2027				2028					
						Q3	Q4	Q1	Q2	Q3	Q4	Q1	Q2	Q3	Q4	Q1	Q2	Q3					
LEVEL 1 - AREA B IDF ROOM					41	23-Apr-26	19-Jun-26	<ul style="list-style-type: none"> ▼ 19-Jun-26, LEVEL 1 - AREA B IDF ROOM ▮ Tape & Float (Level 1 Area B IDF Room) ▮ Plywood (Level 1 Area B IDF Room) ▮ Prime & First Coat Paint (Level 1 Area B IDF Room) ▮ Surface Mount Electrical Rough-In (Level 1 Area B IDF Room) ▮ Floor Prep & Seal Concrete (Level 1 Area B IDF Room) ▮ Racks (Level 1 Area B IDF Room) ▮ Cable Management (Level 1 Area B IDF Room) ▮ Electrical Power to Racks (Level 1 Area B IDF Room) ▮ Electrical Trim-Out (Level 1 Area B IDF Room) ▮ Low Voltage Trim-Out (Level 1 Area B IDF Room) ▮ Data Equipment (Level 1 Area B IDF Room) ▮ Terminate Cabling in Racks (Level 1 Area B IDF Room) ▮ Light Fixtures (Level 1 Area B IDF Room) ▮ Fire Alarm Devices (Level 1 Area B IDF Room) ▮ Vaughn Overhead Inspection (Level 1 Area B IDF Room) ▮ Vaughn Overhead Corrections (Level 1 Area B IDF Room) ▮ Owner Overhead Inspection (Level 1 Area B IDF Room) ▮ Owner Overhead Corrections (Level 1 Area B IDF Room) ▮ Equipment Move-In & Connectivity (Level 1 Area B IDF Room) 															
LEVEL 1 - AREA B RESTROOM FINISHES					21	02-Jul-26	31-Jul-26	<ul style="list-style-type: none"> ▼ 31-Jul-26, LEVEL 1 - AREA B RESTROOM FINISHES ▮ Ceramic Tile (Level 1 - Area B Restrooms) ▮ Vanities (Level 1 - Area B Restrooms) ▮ Toilets and Urinals (Level 1 - Area B Restrooms) ▮ Toilet Partitions (Level 1 - Area B Restrooms) ▮ Plumbing Fixtures (Level 1 - Area B Restrooms) ▮ Toilet Accessories (Level 1 - Area B Restrooms) ▮ Mirrors (Level 1 - Area B Restrooms) 															
LEVEL 1 - AREA C					179	04-Feb-26	15-Oct-26	<ul style="list-style-type: none"> ▼ 15-Oct-26, LEVEL 1 - AREAC ▮ Layout / Control (Level 1 - Area C) ▮ MEP Hangers (Level 1 - Area C) ▮ Frame & Top Out Priority Walls (Level 1 - Area C) ▮ Storm & Sanitary Overhead (Level 1 - Area C) ▮ Fire Sprinkler Overhead Mains (Level 1 - Area C) ▮ Fire Sprinkler Overhead Branch (Level 1 - Area C) ▮ Electrical Overhead (Level 1 - Area C) ▮ Duct Mains Overhead (Level 1 - Area C) ▮ Plumbing Water Overhead (Level 1 - Area C) ▮ Frame / One Side / Set HM Frames (Level 1 - Area C) ▮ Test Duct Mains (Level 1 - Area C) ▮ VAV/FPB/FCU (Level 1 - Area C) ▮ Pull Electrical Feeders (Level 1 - Area C) ▮ Data / Security / FA Overhead Rough-In (Level 1 - Area C) ▮ Controls Overhead Rough-In (Level 1 - Area C) ▮ In-Wall Steel / Lavatory Supports (Level 1 - Area C) ▮ In-Wall Plumbing (Level 1 - Area C) ▮ In-Wall Electrical (Level 1 - Area C) ▮ Duct Branch Overhead (Level 1 - Area C) 															

█ Actual Work
█ Critical Remaining Work
▾ Summary
█ Remaining Work
◆ Milestone

Activity ID	Activity Name	Original Duration	Start	Finish	24		2025				2026				2027				2028		
					Q3	Q4	Q1	Q2	Q3	Q4	Q1	Q2	Q3	Q4	Q1	Q2	Q3	Q4	Q1	Q2	Q3
A20630	Specialties (FE, Markerboards, Wall Protection) (Level 1 - Area C)	3	09-Oct-26	13-Oct-26															Specialties (FE, Markerboards, Wall Protection) (Level 1 - Area C)		
A20640	Wall Base (Level 1 - Area C)	3	09-Oct-26	13-Oct-26															Wall Base (Level 1 - Area C)		
A20650	Controls Wall Trim (Level 1 - Area C)	3	09-Oct-26	13-Oct-26															Controls Wall Trim (Level 1 - Area C)		
A20660	Security Wall Trim (Level 1 - Area C)	3	09-Oct-26	13-Oct-26															Security Wall Trim (Level 1 - Area C)		
A20670	AV Displays / Projectors / Wall Trim (Level 1 - Area C)	3	09-Oct-26	13-Oct-26															AV Displays / Projectors / Wall Trim (Level 1 - Area C)		
A20680	Data Wall Trim (Level 1 - Area C)	3	09-Oct-26	13-Oct-26															Data Wall Trim (Level 1 - Area C)		
A20690	Electrical Wall Trim (Level 1 - Area C)	3	09-Oct-26	13-Oct-26															Electrical Wall Trim (Level 1 - Area C)		
A20700	Fire Alarm Wall Trim (Level 1 - Area C)	3	09-Oct-26	13-Oct-26															Fire Alarm Wall Trim (Level 1 - Area C)		
A20710	Interior Signage (Level 1 - Area C)	3	09-Oct-26	13-Oct-26															Interior Signage (Level 1 - Area C)		
A20880	Drop Ceiling Tiles (Level 1 - Area C)	3	13-Oct-26	15-Oct-26															Drop Ceiling Tiles (Level 1 - Area C)		
LEVEL 1 - AREA D		179	11-Feb-26	22-Oct-26															22-Oct-26, LEVEL 1 - AREA D		
A4610	Layout / Control (Level 1 - Area D)	3	11-Feb-26	13-Feb-26															Layout / Control (Level 1 - Area D)		
A4780	MEP Hangers (Level 1 - Area D)	5	16-Feb-26	20-Feb-26															MEP Hangers (Level 1 - Area D)		
A4790	Frame & Top Out Priority Walls (Level 1 - Area D)	5	16-Feb-26	20-Feb-26															Frame & Top Out Priority Walls (Level 1 - Area D)		
A5070	Storm & Sanitary Overhead (Level 1 - Area D)	5	23-Feb-26	27-Feb-26															Storm & Sanitary Overhead (Level 1 - Area D)		
A5080	Fire Sprinkler Overhead Mains (Level 1 - Area D)	4	23-Feb-26	26-Feb-26															Fire Sprinkler Overhead Mains (Level 1 - Area D)		
A5180	Fire Sprinkler Overhead Branch (Level 1 - Area D)	5	25-Feb-26	03-Mar-26															Fire Sprinkler Overhead Branch (Level 1 - Area D)		
A5240	Plumbing Water Overhead (Level 1 - Area D)	7	26-Feb-26	06-Mar-26															Plumbing Water Overhead (Level 1 - Area D)		
A5400	Duct Mains Overhead (Level 1 - Area D)	4	02-Mar-26	05-Mar-26															Duct Mains Overhead (Level 1 - Area D)		
A5520	Electrical Overhead (Level 1 - Area D)	7	03-Mar-26	11-Mar-26															Electrical Overhead (Level 1 - Area D)		
A5560	Frame / One Side / Set HM Frames (Level 1 - Area D)	10	04-Mar-26	17-Mar-26															Frame / One Side / Set HM Frames (Level 1 - Area D)		
A5700	Test Duct Mains (Level 1 - Area D)	3	06-Mar-26	10-Mar-26															Test Duct Mains (Level 1 - Area D)		
A5710	VAV/FPB/FCU (Level 1 - Area D)	5	06-Mar-26	12-Mar-26															VAV/FPB/FCU (Level 1 - Area D)		
A5890	In-Wall Plumbing (Level 1 - Area D)	10	11-Mar-26	24-Mar-26															In-Wall Plumbing (Level 1 - Area D)		
A5960	Pull Electrical Feeders (Level 1 - Area D)	10	12-Mar-26	25-Mar-26															Pull Electrical Feeders (Level 1 - Area D)		
A5970	Data / Security / FA Overhead Rough-In (Level 1 - Area D)	7	12-Mar-26	20-Mar-26															Data / Security / FA Overhead Rough-In (Level 1 - Area D)		
A5980	Controls Overhead Rough-In (Level 1 - Area D)	7	12-Mar-26	20-Mar-26															Controls Overhead Rough-In (Level 1 - Area D)		
A5990	In-Wall Electrical (Level 1 - Area D)	10	12-Mar-26	25-Mar-26															In-Wall Electrical (Level 1 - Area D)		
A6050	Duct Branch Overhead (Level 1 - Area D)	5	13-Mar-26	19-Mar-26															Duct Branch Overhead (Level 1 - Area D)		
A6060	Hydronic Overhead (Level 1 - Area D)	6	13-Mar-26	20-Mar-26															Hydronic Overhead (Level 1 - Area D)		
A6110	In-Wall Steel / Lavatory Supports (Level 1 - Area D)	2	16-Mar-26	17-Mar-26															In-Wall Steel / Lavatory Supports (Level 1 - Area D)		
A6420	Test Duct Branch (Level 1 - Area D)	3	20-Mar-26	24-Mar-26															Test Duct Branch (Level 1 - Area D)		
A6490	Test Hydronic Systems (Level 1 - Area D)	3	23-Mar-26	25-Mar-26															Test Hydronic Systems (Level 1 - Area D)		
A6760	Test In-Wall Plumbing (Level 1 - Area D)	2	25-Mar-26	26-Mar-26															Test In-Wall Plumbing (Level 1 - Area D)		
A6900	Pull In-Wall Electrical Wire (Level 1 - Area D)	5	26-Mar-26	01-Apr-26															Pull In-Wall Electrical Wire (Level 1 - Area D)		
A6910	Data / Security / FA Rough-In (Level 1 - Area D)	5	26-Mar-26	01-Apr-26															Data / Security / FA Rough-In (Level 1 - Area D)		
A6920	In-Wall Controls (Level 1 - Area D)	5	26-Mar-26	01-Apr-26															In-Wall Controls (Level 1 - Area D)		
A10130	Insulate In-Wall Plumbing (Level 1 - Area D)	6	18-May-26	26-May-26															Insulate In-Wall Plumbing (Level 1 - Area D)		
A10520	Insulate Hydronic Systems (Level 1 - Area D)	6	21-May-26	29-May-26															Insulate Hydronic Systems (Level 1 - Area D)		
A10530	In-Wall Blocking (Level 1 - Area D)	5	21-May-26	28-May-26															In-Wall Blocking (Level 1 - Area D)		
A10630	Insulate Duct Mains (Level 1 - Area D)	6	22-May-26	01-Jun-26															Insulate Duct Mains (Level 1 - Area D)		
A10970	Vaughn In-Wall Inspection (Level 1 - Area D)	1	29-May-26	29-May-26															Vaughn In-Wall Inspection (Level 1 - Area D)		
A11090	Vaughn In-Wall Corrections (Level 1 - Area D)	5	01-Jun-26	05-Jun-26															Vaughn In-Wall Corrections (Level 1 - Area D)		
A11240	Insulate Duct Branch (Level 1 - Area D)	7	02-Jun-26	10-Jun-26															Insulate Duct Branch (Level 1 - Area D)		
A11490	Cable Tray Overhead (Level 1 - Area D)	5	04-Jun-26	10-Jun-26															Cable Tray Overhead (Level 1 - Area D)		
A11670	Owner In-Wall Inspection (Level 1 - Area D)	1	08-Jun-26	08-Jun-26															Owner In-Wall Inspection (Level 1 - Area D)		
A11770	Owner In-Wall Corrections (Level 1 - Area D)	3	09-Jun-26	11-Jun-26															Owner In-Wall Corrections (Level 1 - Area D)		
A12160	Frame Hard Ceilings (Level 1 - Area D)	5	15-Jun-26	19-Jun-26															Frame Hard Ceilings (Level 1 - Area D)		

■ Actual Work
 ■ Critical Remaining Work
 Summary
 ■ Remaining Work
 ◆ Milestone

Activity ID	Activity Name	Original Duration	Start	Finish	24	2025				2026				2027				2028							
						Q3	Q4	Q1	Q2	Q3	Q4	Q1	Q2	Q3	Q4	Q1	Q2	Q3							
A12170	Insulate and Two Side Drywall Partitions (Level 1 - Area D)	5	15-Jun-26	19-Jun-26																					Insulate and Two Side Drywall Partitions (Level 1 - Area D)
A12410	MEP Rough-In at Hard Ceilings (Level 1 - Area D)	5	18-Jun-26	24-Jun-26																					MEP Rough-In at Hard Ceilings (Level 1 - Area D)
A12420	Tape & Float Drywall Partitions (Level 1 - Area D)	8	18-Jun-26	29-Jun-26																					Tape & Float Drywall Partitions (Level 1 - Area D)
A12880	Vaughn Overhead Inspection - Hard Ceilings - (Level 1 - Area D)	1	25-Jun-26	25-Jun-26																					Vaughn Overhead Inspection - Hard Ceilings - (Level 1 - Area D)
A12890	Pull Controls / Data / Security Cables (Level 1 - Area D)	5	25-Jun-26	01-Jul-26																					Pull Controls / Data / Security Cables (Level 1 - Area D)
A13010	Vaughn Overhead Corrections - Hard Ceilings (Level 1 - Area D)	5	26-Jun-26	02-Jul-26																					Vaughn Overhead Corrections - Hard Ceilings (Level 1 - Area D)
A13020	Fire & Acoustical Caulk Partitions (Level 1 - Area D)	5	26-Jun-26	02-Jul-26																					Fire & Acoustical Caulk Partitions (Level 1 - Area D)
A13190	Prime & First Coat Paint Partitions (Level 1 - Area D)	5	30-Jun-26	07-Jul-26																					Prime & First Coat Paint Partitions (Level 1 - Area D)
A13550	Owner Overhead Inspection - Hard Ceilings (Level 1 - Area D)	1	06-Jul-26	06-Jul-26																					Owner Overhead Inspection - Hard Ceilings (Level 1 - Area D)
A13680	Owner Overhead Corrections - Hard Ceilings (Level 1 - Area D)	3	07-Jul-26	09-Jul-26																					Owner Overhead Corrections - Hard Ceilings (Level 1 - Area D)
A13970	Cover Hard Ceilings (Level 1 - Area D)	5	10-Jul-26	16-Jul-26																					Cover Hard Ceilings (Level 1 - Area D)
A14290	Tape & Float Hard Ceilings (Level 1 - Area D)	5	15-Jul-26	21-Jul-26																					Tape & Float Hard Ceilings (Level 1 - Area D)
A14750	Ceiling Grid (Level 1 - Area D)	7	21-Jul-26	29-Jul-26																					Ceiling Grid (Level 1 - Area D)
A14760	Prime & First Coat Paint Hard Ceilings (Level 1 - Area D)	3	21-Jul-26	23-Jul-26																					Prime & First Coat Paint Hard Ceilings (Level 1 - Area D)
A15020	Demountable Partitions Framing (Level 1 - Area D)	7	24-Jul-26	03-Aug-26																					Demountable Partitions Framing (Level 1 - Area D)
A15150	Electrical Ceiling Trim (Level 1 - Area D)	7	27-Jul-26	04-Aug-26																					Electrical Ceiling Trim (Level 1 - Area D)
A15160	HVAC Ceiling Trim (Level 1 - Area D)	7	27-Jul-26	04-Aug-26																					HVAC Ceiling Trim (Level 1 - Area D)
A15370	Fire Sprinkler Drops (Level 1 - Area D)	3	29-Jul-26	31-Jul-26																					Fire Sprinkler Drops (Level 1 - Area D)
A15570	Fire Alarm Ceiling Trim (Level 1 - Area D)	5	31-Jul-26	06-Aug-26																					Fire Alarm Ceiling Trim (Level 1 - Area D)
A15880	AV Ceiling Trim (Level 1 - Area D)	2	05-Aug-26	06-Aug-26																					AV Ceiling Trim (Level 1 - Area D)
A15890	Doors & Hardware (Level 1 - Area D)	4	05-Aug-26	10-Aug-26																					Doors & Hardware (Level 1 - Area D)
A16050	Vaughn Overhead Inspection - Grid Ceilings - (Level 1 - Area D)	1	07-Aug-26	07-Aug-26																					Vaughn Overhead Inspection - Grid Ceilings - (Level 1 - Area D)
A16220	Vaughn Overhead Corrections - Grid Ceilings (Level 1 - Area D)	5	10-Aug-26	14-Aug-26																					Vaughn Overhead Corrections - Grid Ceilings (Level 1 - Area D)
A16350	Interior Glazing (Level 1 - Area D)	3	11-Aug-26	13-Aug-26																					Interior Glazing (Level 1 - Area D)
A16840	Owner Overhead Inspection - Grid Ceilings (Level 1 - Area D)	1	17-Aug-26	17-Aug-26																					Owner Overhead Inspection - Grid Ceilings (Level 1 - Area D)
A16930	Owner Overhead Corrections - Grid Ceilings (Level 1 - Area D)	3	18-Aug-26	20-Aug-26																					Owner Overhead Corrections - Grid Ceilings (Level 1 - Area D)
A17240	Demountable Partitions Glazing (Level 1 - Area D)	3	21-Aug-26	25-Aug-26																					Demountable Partitions Glazing (Level 1 - Area D)
A20010	Millwork (Level 1 - Area D)	5	30-Sep-26	06-Oct-26																					Millwork (Level 1 - Area D)
A20520	Flooring (LVT / Sheet Vinyl / Carpet) (Level 1 - Area D)	5	08-Oct-26	14-Oct-26																					Flooring (LVT / Sheet Vinyl / Carpet) (Level 1 - Area D)
A20890	Final Paint (Level 1 - Area D)	5	13-Oct-26	19-Oct-26																					Final Paint (Level 1 - Area D)
A21040	Specialties (FE, Markerboards, Wall Protection) (Level 1 - Area D)	3	16-Oct-26	20-Oct-26																					Specialties (FE, Markerboards, Wall Protection) (Level 1 - Area D)
A21050	Wall Base (Level 1 - Area D)	3	16-Oct-26	20-Oct-26																					Wall Base (Level 1 - Area D)
A21060	Controls Wall Trim (Level 1 - Area D)	3	16-Oct-26	20-Oct-26																					Controls Wall Trim (Level 1 - Area D)
A21070	Security Wall Trim (Level 1 - Area D)	3	16-Oct-26	20-Oct-26																					Security Wall Trim (Level 1 - Area D)
A21080	AV Displays / Projectors / Wall Trim (Level 1 - Area D)	3	16-Oct-26	20-Oct-26																					AV Displays / Projectors / Wall Trim (Level 1 - Area D)
A21090	Data Wall Trim (Level 1 - Area D)	3	16-Oct-26	20-Oct-26																					Data Wall Trim (Level 1 - Area D)
A21100	Electrical Wall Trim (Level 1 - Area D)	3	16-Oct-26	20-Oct-26																					Electrical Wall Trim (Level 1 - Area D)
A21110	Fire Alarm Wall Trim (Level 1 - Area D)	3	16-Oct-26	20-Oct-26																					Fire Alarm Wall Trim (Level 1 - Area D)
A21120	Interior Signage (Level 1 - Area D)	3	16-Oct-26	20-Oct-26																					Interior Signage (Level 1 - Area D)
A21300	Drop Ceiling Tiles (Level 1 - Area D)	3	20-Oct-26	22-Oct-26																					Drop Ceiling Tiles (Level 1 - Area D)
LEVEL 1 - AREA D ELECTRICAL ROOM		87	18-Mar-26	20-Jul-26																					20-Jul-26, LEVEL 1 - AREA D ELECTRICAL ROOM
A6300	Tape & Float Drywall Partitions (Level 1 Area D Electrical Room)	3	18-Mar-26	20-Mar-26																					Tape & Float Drywall Partitions (Level 1 Area D Electrical Room)
A6510	Paint Walls (Level 1 Area D Electrical Room)	1	23-Mar-26	23-Mar-26																					Paint Walls (Level 1 Area D Electrical Room)
A6670	Housekeeping Pads (Level 1 Area D Electrical Room)	3	24-Mar-26	26-Mar-26																					Housekeeping Pads (Level 1 Area D Electrical Room)
A6680	Overhead Conduit (Level 1 Area D Electrical Room)	10	24-Mar-26	06-Apr-26																					Overhead Conduit (Level 1 Area D Electrical Room)
A101	Set Pad Mounted Transformers (Level 1 Area D Electrical Room)	1	18-May-26	18-May-26																					Set Pad Mounted Transformers (Level 1 Area D Electrical Room)
A102	Electrical Panels (Level 1 Area D Electrical Room)	5	19-May-26	26-May-26																					Electrical Panels (Level 1 Area D Electrical Room)
A108	Electrical Plenums (Level 1 Area D Electrical Room)	5	27-May-26	02-Jun-26																					Electrical Plenums (Level 1 Area D Electrical Room)

Activity ID	Activity Name	Original Duration	Start	Finish	24	2025				2026				2027				2028		
						Q3	Q4	Q1	Q2	Q3	Q4	Q1	Q2	Q3	Q4	Q1	Q2	Q3		
A113f	Pull Wire to Electrical Panels (Level 1 Area D Electrical Room)	10	03-Jun-26	16-Jun-26									■	Pull Wire to Electrical Panels (Level 1 Area D Electrical Room)						
A124:	Panel Termination (Level 1 Area D Electrical Room)	10	17-Jun-26	30-Jun-26									■	Panel Termination (Level 1 Area D Electrical Room)						
A134:	Functional Testing by Manufacturer (Level 1 Area D Electrical Room)	1	01-Jul-26	01-Jul-26										Functional Testing by Manufacturer (Level 1 Area D Electrical Room)						
A135i	Normal Power Online (Level 1 Area D Electrical Room)	2	02-Jul-26	06-Jul-26									■	Normal Power Online (Level 1 Area D Electrical Room)						
A138:	Test Electrical Distribution (Level 1 Area D Electrical Room)	10	07-Jul-26	20-Jul-26									■	Test Electrical Distribution (Level 1 Area D Electrical Room)						
LEVEL 1 - AREA D IDF ROOM		41	18-Mar-26	13-May-26									▼	13-May-26, LEVEL 1 - AREA D IDF ROOM						
A6290	Tape & Float (Level 1 Area D IDF Room)	1	18-Mar-26	18-Mar-26										Tape & Float (Level 1 Area D IDF Room)						
A6380	Plywood (Level 1 Area D IDF Room)	1	19-Mar-26	19-Mar-26										Plywood (Level 1 Area D IDF Room)						
A6430	Prime & First Coat Paint (Level 1 Area D IDF Room)	1	20-Mar-26	20-Mar-26										Prime & First Coat Paint (Level 1 Area D IDF Room)						
A6500	Surface Mount Electrical Rough-In (Level 1 Area D IDF Room)	2	23-Mar-26	24-Mar-26										Surface Mount Electrical Rough-In (Level 1 Area D IDF Room)						
A6770	Floor Prep & Seal Concrete (Level 1 Area D IDF Room)	2	25-Mar-26	26-Mar-26										Floor Prep & Seal Concrete (Level 1 Area D IDF Room)						
A6960	Racks (Level 1 Area D IDF Room)	2	27-Mar-26	30-Mar-26									■	Racks (Level 1 Area D IDF Room)						
A7120	Cable Management (Level 1 Area D IDF Room)	3	31-Mar-26	02-Apr-26										Cable Management (Level 1 Area D IDF Room)						
A7390	Electrical Power to Racks (Level 1 Area D IDF Room)	2	03-Apr-26	06-Apr-26									■	Electrical Power to Racks (Level 1 Area D IDF Room)						
A7520	Electrical Trim-Out (Level 1 Area D IDF Room)	2	07-Apr-26	08-Apr-26										Electrical Trim-Out (Level 1 Area D IDF Room)						
A7710	Low Voltage Trim-Out (Level 1 Area D IDF Room)	5	09-Apr-26	15-Apr-26									■	Low Voltage Trim-Out (Level 1 Area D IDF Room)						
A8120	Data Equipment (Level 1 Area D IDF Room)	3	16-Apr-26	20-Apr-26									■	Data Equipment (Level 1 Area D IDF Room)						
A8280	Terminate Cabling in Racks (Level 1 Area D IDF Room)	5	21-Apr-26	27-Apr-26									■	Terminate Cabling in Racks (Level 1 Area D IDF Room)						
A8790	Light Fixtures (Level 1 Area D IDF Room)	1	28-Apr-26	28-Apr-26										Light Fixtures (Level 1 Area D IDF Room)						
A8890	Fire Alarm Devices (Level 1 Area D IDF Room)	1	29-Apr-26	29-Apr-26										Fire Alarm Devices (Level 1 Area D IDF Room)						
A9030	Vaughn Overhead Inspection (Level 1 Area D IDF Room)	5	30-Apr-26	06-May-26									■	Vaughn Overhead Inspection (Level 1 Area D IDF Room)						
A9440	Vaughn Overhead Corrections (Level 1 Area D IDF Room)	1	07-May-26	07-May-26										Vaughn Overhead Corrections (Level 1 Area D IDF Room)						
A9520	Owner Overhead Inspection (Level 1 Area D IDF Room)	1	08-May-26	08-May-26										Owner Overhead Inspection (Level 1 Area D IDF Room)						
A9630	Owner Overhead Corrections (Level 1 Area D IDF Room)	2	11-May-26	12-May-26										Owner Overhead Corrections (Level 1 Area D IDF Room)						
A9820	Equipment Move-In & Connectivity (Level 1 Area D IDF Room)	1	13-May-26	13-May-26										Equipment Move-In & Connectivity (Level 1 Area D IDF Room)						
LEVEL 1 - AREA D RESTROOM FINISHES		27	24-Jul-26	31-Aug-26									▼	31-Aug-26, LEVEL 1 - AREA D RESTROOM FINISHES						
A150:	Ceramic Tile (Level 1 - Area D Restrooms)	10	24-Jul-26	06-Aug-26									■	Ceramic Tile (Level 1 - Area D Restrooms)						
A160i	Vanities (Level 1 - Area D Restrooms)	2	07-Aug-26	10-Aug-26										Vanities (Level 1 - Area D Restrooms)						
A163i	Toilets and Urinals (Level 1 - Area D Restrooms)	5	11-Aug-26	17-Aug-26									■	Toilets and Urinals (Level 1 - Area D Restrooms)						
A169:	Toilet Partitions (Level 1 - Area D Restrooms)	3	18-Aug-26	20-Aug-26										Toilet Partitions (Level 1 - Area D Restrooms)						
A169:	Plumbing Fixtures (Level 1 - Area D Restrooms)	5	18-Aug-26	24-Aug-26									■	Plumbing Fixtures (Level 1 - Area D Restrooms)						
A174:	Toilet Accessories (Level 1 - Area D Restrooms)	5	25-Aug-26	31-Aug-26									■	Toilet Accessories (Level 1 - Area D Restrooms)						
A177:	Mirrors (Level 1 - Area D Restrooms)	2	28-Aug-26	31-Aug-26									■	Mirrors (Level 1 - Area D Restrooms)						
LEVEL 1 - EAST CORRIDOR FINISHES		36	30-Jul-26	18-Sep-26									▼	18-Sep-26, LEVEL 1 - EAST CORRIDOR FINISHES						
A15420	Ceiling Grid (Level 1 - East Corridors)	4	30-Jul-26	04-Aug-26									■	Ceiling Grid (Level 1 - East Corridors)						
A15520	Electrical Ceiling Trim (Level 1 - East Corridors)	7	31-Jul-26	10-Aug-26									■	Electrical Ceiling Trim (Level 1 - East Corridors)						
A15530	HVAC Ceiling Trim (Level 1 - East Corridors)	7	31-Jul-26	10-Aug-26									■	HVAC Ceiling Trim (Level 1 - East Corridors)						
A15540	Fire Sprinkler Drops (Level 1 - East Corridors)	7	31-Jul-26	10-Aug-26									■	Fire Sprinkler Drops (Level 1 - East Corridors)						
A15980	Fire Alarm Ceiling Trim (Level 1 - East Corridors)	5	06-Aug-26	12-Aug-26									■	Fire Alarm Ceiling Trim (Level 1 - East Corridors)						
A16340	AV Ceiling Trim (Level 1 - East Corridors)	2	11-Aug-26	12-Aug-26										AV Ceiling Trim (Level 1 - East Corridors)						
A16580	Vaughn Overhead Inspection - Grid Ceilings - (Level 1 - East Corridors)	1	13-Aug-26	13-Aug-26										Vaughn Overhead Inspection - Grid Ceilings - (Level 1 - East Corridors)						
A16700	Vaughn Overhead Corrections (Level 1 - East Corridors)	5	14-Aug-26	20-Aug-26									■	Vaughn Overhead Corrections (Level 1 - East Corridors)						
A17230	Owner Overhead Inspection (Level 1 - East Corridors)	1	21-Aug-26	21-Aug-26										Owner Overhead Inspection (Level 1 - East Corridors)						
A17380	Owner Overhead Corrections (Level 1 - East Corridors)	3	24-Aug-26	26-Aug-26									■	Owner Overhead Corrections (Level 1 - East Corridors)						
A17630	Final Paint (Level 1 - East Corridors)	5	27-Aug-26	02-Sep-26									■	Final Paint (Level 1 - East Corridors)						
A17940	Specialties (FE, Markerboards, Wall Protection) (Level 1 - East Corridors)	3	01-Sep-26	03-Sep-26										Specialties (FE, Markerboards, Wall Protection) (Level 1 - East Corridors)						
A17950	Controls Wall Trim (Level 1 - East Corridors)	3	01-Sep-26	03-Sep-26										Controls Wall Trim (Level 1 - East Corridors)						
A17960	Security Wall Trim (Level 1 - East Corridors)	3	01-Sep-26	03-Sep-26										Security Wall Trim (Level 1 - East Corridors)						


■ Actual Work
■ Critical Remaining Work
▼ Summary
■ Remaining Work
◆ Milestone

Activity ID	Activity Name	Original Duration	Start	Finish	2024				2025				2026				2027				2028							
					Q3	Q4	Q1	Q2	Q3	Q4	Q1	Q2	Q3	Q4	Q1	Q2	Q3	Q4	Q1	Q2	Q3							
A17970	AV Displays / Projectors / Wall Trim (Level 1 - East Corridors)	3	01-Sep-26	03-Sep-26																								AV Displays / Projectors / Wall Trim (Level 1 - East Corridors)
A17980	Data Wall Trim (Level 1 - East Corridors)	3	01-Sep-26	03-Sep-26																								Data Wall Trim (Level 1 - East Corridors)
A17990	Electrical Wall Trim (Level 1 - East Corridors)	3	01-Sep-26	03-Sep-26																								Electrical Wall Trim (Level 1 - East Corridors)
A18000	Fire Alarm Wall Trim (Level 1 - East Corridors)	3	01-Sep-26	03-Sep-26																								Fire Alarm Wall Trim (Level 1 - East Corridors)
A18660	Wall Base (Level 1 - East Corridors)	3	10-Sep-26	14-Sep-26																								Wall Base (Level 1 - East Corridors)
A18920	Drop Ceiling Tile (Level 1 - East Corridors)	2	15-Sep-26	16-Sep-26																								Drop Ceiling Tile (Level 1 - East Corridors)
A19150	Interior Signage (Level 1 - East Corridors)	2	17-Sep-26	18-Sep-26																								Interior Signage (Level 1 - East Corridors)
LEVEL 1 - WEST CORRIDOR FINISHES		45	05-Aug-26	07-Oct-26																								▶ 07-Oct-26, LEVEL 1 - WEST CORRIDOR FINISHES
A15900	Ceiling Grid (Level 1 - West Corridors)	4	05-Aug-26	10-Aug-26																								■ Ceiling Grid (Level 1 - West Corridors)
A15990	Electrical Ceiling Trim (Level 1 - West Corridors)	7	06-Aug-26	14-Aug-26																								■ Electrical Ceiling Trim (Level 1 - West Corridors)
A16000	HVAC Ceiling Trim (Level 1 - West Corridors)	7	06-Aug-26	14-Aug-26																								■ HVAC Ceiling Trim (Level 1 - West Corridors)
A16010	Fire Sprinkler Drops (Level 1 - West Corridors)	7	06-Aug-26	14-Aug-26																								■ Fire Sprinkler Drops (Level 1 - West Corridors)
A16460	Fire Alarm Ceiling Trim (Level 1 - West Corridors)	5	12-Aug-26	18-Aug-26																								■ Fire Alarm Ceiling Trim (Level 1 - West Corridors)
A16850	AV Ceiling Trim (Level 1 - West Corridors)	2	17-Aug-26	18-Aug-26																								AV Ceiling Trim (Level 1 - West Corridors)
A17100	Vaughn Overhead Inspection - Grid Ceilings - (Level 1 - West Corridors)	1	19-Aug-26	19-Aug-26																								Vaughn Overhead Inspection - Grid Ceilings - (Level 1 - West Corridors)
A17190	Vaughn Overhead Corrections (Level 1 - West Corridors)	5	20-Aug-26	26-Aug-26																								■ Vaughn Overhead Corrections (Level 1 - West Corridors)
A17640	Owner Overhead Inspection (Level 1 - West Corridors)	1	27-Aug-26	27-Aug-26																								Owner Overhead Inspection (Level 1 - West Corridors)
A17760	Owner Overhead Corrections (Level 1 - West Corridors)	3	28-Aug-26	01-Sep-26																								■ Owner Overhead Corrections (Level 1 - West Corridors)
A18120	Terrazzo (Level 1 - West Corridors)	15	02-Sep-26	23-Sep-26																								■ Terrazzo (Level 1 - West Corridors)
A19440	Final Paint (Level 1 - West Corridors)	5	24-Sep-26	30-Sep-26																								■ Final Paint (Level 1 - West Corridors)
A19730	Specialties (FE, Markerboards, Wall Protection) (Level 1 - West Corridors)	3	29-Sep-26	01-Oct-26																								Specialties (FE, Markerboards, Wall Protection) (Level 1 - West Corridors)
A19740	Wall Base (Level 1 - West Corridors)	3	29-Sep-26	01-Oct-26																								Wall Base (Level 1 - West Corridors)
A19750	Controls Wall Trim (Level 1 - West Corridors)	3	29-Sep-26	01-Oct-26																								Controls Wall Trim (Level 1 - West Corridors)
A19760	Security Wall Trim (Level 1 - West Corridors)	3	29-Sep-26	01-Oct-26																								Security Wall Trim (Level 1 - West Corridors)
A19770	AV Displays / Projectors / Wall Trim (Level 1 - West Corridors)	3	29-Sep-26	01-Oct-26																								AV Displays / Projectors / Wall Trim (Level 1 - West Corridors)
A19780	Data Wall Trim (Level 1 - West Corridors)	3	29-Sep-26	01-Oct-26																								Data Wall Trim (Level 1 - West Corridors)
A19790	Electrical Wall Trim (Level 1 - West Corridors)	3	29-Sep-26	01-Oct-26																								Electrical Wall Trim (Level 1 - West Corridors)
A19800	Fire Alarm Wall Trim (Level 1 - West Corridors)	3	29-Sep-26	01-Oct-26																								Fire Alarm Wall Trim (Level 1 - West Corridors)
A20080	Drop Ceiling Tile (Level 1 - West Corridors)	2	02-Oct-26	05-Oct-26																								■ Drop Ceiling Tile (Level 1 - West Corridors)
A20310	Interior Signage (Level 1 - West Corridors)	2	06-Oct-26	07-Oct-26																								Interior Signage (Level 1 - West Corridors)
LEVEL 2		188	18-Feb-26	11-Nov-26																								▶ 11-Nov-26, LEVEL 2
LEVEL 2 - AREA A		175	18-Feb-26	23-Oct-26																								▶ 23-Oct-26, LEVEL 2 - AREA A
A4850	Layout / Control (Level 2 - Area A)	3	18-Feb-26	20-Feb-26																								■ Layout / Control (Level 2 - Area A)
A5090	MEP Hangers (Level 2 - Area A)	5	23-Feb-26	27-Feb-26																								■ MEP Hangers (Level 2 - Area A)
A5100	Frame & Top Out Priority Walls (Level 2 - Area A)	5	23-Feb-26	27-Feb-26																								■ Frame & Top Out Priority Walls (Level 2 - Area A)
A5410	Storm & Sanitary Overhead (Level 2 - Area A)	5	02-Mar-26	06-Mar-26																								■ Storm & Sanitary Overhead (Level 2 - Area A)
A5420	Fire Sprinkler Overhead Mains (Level 2 - Area A)	4	02-Mar-26	05-Mar-26																								■ Fire Sprinkler Overhead Mains (Level 2 - Area A)
A5570	Fire Sprinkler Overhead Branch (Level 2 - Area A)	5	04-Mar-26	10-Mar-26																								■ Fire Sprinkler Overhead Branch (Level 2 - Area A)
A5620	Plumbing Water Overhead (Level 2 - Area A)	7	05-Mar-26	13-Mar-26																								■ Plumbing Water Overhead (Level 2 - Area A)
A5750	Duct Mains Overhead (Level 2 - Area A)	4	09-Mar-26	12-Mar-26																								■ Duct Mains Overhead (Level 2 - Area A)
A5900	Frame / One Side / Set HM Frames (Level 2 - Area A)	5	11-Mar-26	17-Mar-26																								■ Frame / One Side / Set HM Frames (Level 2 - Area A)
A6000	Electrical Overhead (Level 2 - Area A)	7	12-Mar-26	20-Mar-26																								■ Electrical Overhead (Level 2 - Area A)
A6070	Test Duct Mains (Level 2 - Area A)	3	13-Mar-26	17-Mar-26																								■ Test Duct Mains (Level 2 - Area A)
A6080	VAV/FPB/FCU (Level 2 - Area A)	5	13-Mar-26	19-Mar-26																								■ VAV/FPB/FCU (Level 2 - Area A)
A6120	In-Wall Plumbing (Level 2 - Area A)	10	16-Mar-26	27-Mar-26																								■ In-Wall Plumbing (Level 2 - Area A)
A6130	In-Wall Steel / Lavatory Supports (Level 2 - Area A)	2	16-Mar-26	17-Mar-26																								In-Wall Steel / Lavatory Supports (Level 2 - Area A)
A6440	Duct Branch Overhead (Level 2 - Area A)	5	20-Mar-26	26-Mar-26																								■ Duct Branch Overhead (Level 2 - Area A)
A6520	Hydronic Overhead (Level 2 - Area A)	6	23-Mar-26	30-Mar-26																								■ Hydronic Overhead (Level 2 - Area A)

Actual Work Remaining Work Critical Remaining Work Milestone Summary

Activity ID	Activity Name	Original Duration	Start	Finish	2024				2025				2026				2027				2028							
					Q3	Q4	Q1	Q2	Q3	Q4	Q1	Q2	Q3	Q4	Q1	Q2	Q3	Q4	Q1	Q2	Q3							
A6530	Pull Electrical Feeders (Level 2 - Area A)	10	23-Mar-26	03-Apr-26										■	Pull Electrical Feeders (Level 2 - Area A)													
A6540	Data / Security / FA Overhead Rough-In (Level 2 - Area A)	7	23-Mar-26	31-Mar-26										■	Data / Security / FA Overhead Rough-In (Level 2 - Area A)													
A6550	Controls Overhead Rough-In (Level 2 - Area A)	7	23-Mar-26	31-Mar-26										■	Controls Overhead Rough-In (Level 2 - Area A)													
A6560	In-Wall Electrical (Level 2 - Area A)	10	23-Mar-26	03-Apr-26										■	In-Wall Electrical (Level 2 - Area A)													
A6970	Test Duct Branch (Level 2 - Area A)	3	27-Mar-26	31-Mar-26										■	Test Duct Branch (Level 2 - Area A)													
A7060	Test In-Wall Plumbing (Level 2 - Area A)	2	30-Mar-26	31-Mar-26										■	Test In-Wall Plumbing (Level 2 - Area A)													
A7130	Test Hydronic Systems (Level 2 - Area A)	3	31-Mar-26	02-Apr-26										■	Test Hydronic Systems (Level 2 - Area A)													
A7170	Insulate In-Wall Plumbing (Level 2 - Area A)	7	01-Apr-26	09-Apr-26										■	Insulate In-Wall Plumbing (Level 2 - Area A)													
A7460	Pull In-Wall Electrical Wire (Level 2 - Area A)	5	06-Apr-26	10-Apr-26										■	Pull In-Wall Electrical Wire (Level 2 - Area A)													
A7470	Data / Security / FA Rough-In (Level 2 - Area A)	5	06-Apr-26	10-Apr-26										■	Data / Security / FA Rough-In (Level 2 - Area A)													
A7480	In-Wall Controls (Level 2 - Area A)	5	06-Apr-26	10-Apr-26										■	In-Wall Controls (Level 2 - Area A)													
A7880	In-Wall Blocking (Level 2 - Area A)	5	13-Apr-26	17-Apr-26										■	In-Wall Blocking (Level 2 - Area A)													
A8240	Vaughn In-Wall Inspection (Level 2 - Area A)	1	20-Apr-26	20-Apr-26										■	Vaughn In-Wall Inspection (Level 2 - Area A)													
A8290	Vaughn In-Wall Corrections (Level 2 - Area A)	5	21-Apr-26	27-Apr-26										■	Vaughn In-Wall Corrections (Level 2 - Area A)													
A8800	Owner In-Wall Inspection (Level 2 - Area A)	1	28-Apr-26	28-Apr-26										■	Owner In-Wall Inspection (Level 2 - Area A)													
A8900	Owner In-Wall Corrections (Level 2 - Area A)	3	29-Apr-26	01-May-26										■	Owner In-Wall Corrections (Level 2 - Area A)													
A11100	Insulate Hydronic Systems (Level 2 - Area A)	6	01-Jun-26	08-Jun-26										■	Insulate Hydronic Systems (Level 2 - Area A)													
A11250	Insulate Duct Mains (Level 2 - Area A)	6	02-Jun-26	09-Jun-26										■	Insulate Duct Mains (Level 2 - Area A)													
A11910	Insulate Duct Branch (Level 2 - Area A)	7	10-Jun-26	18-Jun-26										■	Insulate Duct Branch (Level 2 - Area A)													
A12180	Cable Tray Overhead (Level 2 - Area A)	5	12-Jun-26	18-Jun-26										■	Cable Tray Overhead (Level 2 - Area A)													
A12190	Frame Hard Ceilings (Level 2 - Area A)	5	15-Jun-26	19-Jun-26										■	Frame Hard Ceilings (Level 2 - Area A)													
A12200	Insulate and Two Side Drywall Partitions (Level 2 - Area A)	5	15-Jun-26	19-Jun-26										■	Insulate and Two Side Drywall Partitions (Level 2 - Area A)													
A12440	MEP Rough-In at Hard Ceilings (Level 2 - Area A)	5	18-Jun-26	24-Jun-26										■	MEP Rough-In at Hard Ceilings (Level 2 - Area A)													
A12450	Tape & Float Drywall Partitions (Level 2 - Area A)	8	18-Jun-26	29-Jun-26										■	Tape & Float Drywall Partitions (Level 2 - Area A)													
A12900	Vaughn Overhead Inspection - Hard Ceilings - (Level 2 - Area A)	1	25-Jun-26	25-Jun-26										■	Vaughn Overhead Inspection - Hard Ceilings - (Level 2 - Area A)													
A12910	Pull Controls / Data / Security Cables (Level 2 - Area A)	5	25-Jun-26	01-Jul-26										■	Pull Controls / Data / Security Cables (Level 2 - Area A)													
A13030	Vaughn Overhead Corrections - Hard Ceilings (Level 2 - Area A)	5	26-Jun-26	02-Jul-26										■	Vaughn Overhead Corrections - Hard Ceilings (Level 2 - Area A)													
A13040	Fire & Acoustical Caulk Partitions (Level 2 - Area A)	5	26-Jun-26	02-Jul-26										■	Fire & Acoustical Caulk Partitions (Level 2 - Area A)													
A13200	Prime & First Coat Paint Partitions (Level 2 - Area A)	5	30-Jun-26	07-Jul-26										■	Prime & First Coat Paint Partitions (Level 2 - Area A)													
A13570	Owner Overhead Inspection - Hard Ceilings (Level 2 - Area A)	1	06-Jul-26	06-Jul-26										■	Owner Overhead Inspection - Hard Ceilings (Level 2 - Area A)													
A13690	Owner Overhead Corrections - Hard Ceilings (Level 2 - Area A)	3	07-Jul-26	09-Jul-26										■	Owner Overhead Corrections - Hard Ceilings (Level 2 - Area A)													
A13980	Cover Hard Ceilings (Level 2 - Area A)	5	10-Jul-26	16-Jul-26										■	Cover Hard Ceilings (Level 2 - Area A)													
A14300	Tape & Float Hard Ceilings (Level 2 - Area A)	5	15-Jul-26	21-Jul-26										■	Tape & Float Hard Ceilings (Level 2 - Area A)													
A14770	Ceiling Grid (Level 2 - Area A)	7	21-Jul-26	29-Jul-26										■	Ceiling Grid (Level 2 - Area A)													
A14780	Prime & First Coat Paint Hard Ceilings (Level 2 - Area A)	3	21-Jul-26	23-Jul-26										■	Prime & First Coat Paint Hard Ceilings (Level 2 - Area A)													
A15040	Demountable Partitions Framing (Level 2 - Area A)	7	24-Jul-26	03-Aug-26										■	Demountable Partitions Framing (Level 2 - Area A)													
A15170	Electrical Ceiling Trim (Level 2 - Area A)	7	27-Jul-26	04-Aug-26										■	Electrical Ceiling Trim (Level 2 - Area A)													
A15180	HVAC Ceiling Trim (Level 2 - Area A)	7	27-Jul-26	04-Aug-26										■	HVAC Ceiling Trim (Level 2 - Area A)													
A15190	Fire Sprinkler Drops (Level 2 - Area A)	7	27-Jul-26	04-Aug-26										■	Fire Sprinkler Drops (Level 2 - Area A)													
A15580	Fire Alarm Ceiling Trim (Level 2 - Area A)	5	31-Jul-26	06-Aug-26										■	Fire Alarm Ceiling Trim (Level 2 - Area A)													
A15910	AV Ceiling Trim (Level 2 - Area A)	2	05-Aug-26	06-Aug-26										■	AV Ceiling Trim (Level 2 - Area A)													
A15920	Doors & Hardware (Level 2 - Area A)	2	05-Aug-26	06-Aug-26										■	Doors & Hardware (Level 2 - Area A)													
A16070	Vaughn Overhead Inspection - Grid Ceilings - (Level 2 - Area A)	1	07-Aug-26	07-Aug-26										■	Vaughn Overhead Inspection - Grid Ceilings - (Level 2 - Area A)													
A16080	Interior Glazing (Level 2 - Area A)	3	07-Aug-26	11-Aug-26										■	Interior Glazing (Level 2 - Area A)													
A16230	Vaughn Overhead Corrections - Grid Ceilings (Level 2 - Area A)	5	10-Aug-26	14-Aug-26										■	Vaughn Overhead Corrections - Grid Ceilings (Level 2 - Area A)													
A16860	Owner Overhead Inspection - Grid Ceilings (Level 2 - Area A)	1	17-Aug-26	17-Aug-26										■	Owner Overhead Inspection - Grid Ceilings (Level 2 - Area A)													
A16960	Owner Overhead Corrections - Grid Ceilings (Level 2 - Area A)	3	18-Aug-26	20-Aug-26										■	Owner Overhead Corrections - Grid Ceilings (Level 2 - Area A)													
A17250	Demountable Partitions Glazing (Level 2 - Area A)	3	21-Aug-26	25-Aug-26										■	Demountable Partitions Glazing (Level 2 - Area A)													

 Actual Work
 Critical Remaining Work
 Summary

 Remaining Work
 Milestone

Activity ID	Activity Name	Original Duration	Start	Finish	24	2025				2026				2027				2028			
						Q3	Q4	Q1	Q2	Q3	Q4	Q1	Q2	Q3	Q4	Q1	Q2	Q3			
A6790	In-Wall Plumbing (Level 2 - Area B)	1	25-Mar-26	25-Mar-26																	
A6940	Test In-Wall Plumbing (Level 2 - Area B)	2	26-Mar-26	27-Mar-26																	
A6990	Duct Branch Overhead (Level 2 - Area B)	5	27-Mar-26	02-Apr-26																	
A7140	Hydronic Overhead (Level 2 - Area B)	6	31-Mar-26	07-Apr-26																	
A7190	Pull Electrical Feeders (Level 2 - Area B)	10	01-Apr-26	14-Apr-26																	
A7200	Data / Security / FA Overhead Rough-In (Level 2 - Area B)	7	01-Apr-26	09-Apr-26																	
A7210	Controls Overhead Rough-In (Level 2 - Area B)	7	01-Apr-26	09-Apr-26																	
A7220	In-Wall Electrical (Level 2 - Area B)	10	01-Apr-26	14-Apr-26																	
A7410	Test Duct Branch (Level 2 - Area B)	3	03-Apr-26	07-Apr-26																	
A7580	Test Hydronic Systems (Level 2 - Area B)	3	08-Apr-26	10-Apr-26																	
A8000	Pull In-Wall Electrical Wire (Level 2 - Area B)	5	15-Apr-26	21-Apr-26																	
A8010	Data / Security / FA Rough-In (Level 2 - Area B)	5	15-Apr-26	21-Apr-26																	
A8020	In-Wall Controls (Level 2 - Area B)	5	15-Apr-26	21-Apr-26																	
A8440	In-Wall Blocking (Level 2 - Area B)	5	22-Apr-26	28-Apr-26																	
A8600	Insulate In-Wall Plumbing (Level 2 - Area B)	1	23-Apr-26	23-Apr-26																	
A8910	Vaughn In-Wall Inspection (Level 2 - Area B)	1	29-Apr-26	29-Apr-26																	
A9040	Vaughn In-Wall Corrections (Level 2 - Area B)	5	30-Apr-26	06-May-26																	
A9460	Owner In-Wall Inspection (Level 2 - Area B)	1	07-May-26	07-May-26																	
A9530	Owner In-Wall Corrections (Level 2 - Area B)	3	08-May-26	12-May-26																	
A11780	Insulate Hydronic Systems (Level 2 - Area B)	6	09-Jun-26	16-Jun-26																	
A11920	Insulate Duct Mains (Level 2 - Area B)	6	10-Jun-26	17-Jun-26																	
A12540	Insulate Duct Branch (Level 2 - Area B)	7	18-Jun-26	26-Jun-26																	
A12780	Cable Tray Overhead (Level 2 - Area B)	5	22-Jun-26	26-Jun-26																	
A12640	Frame Hard Ceilings (Level 2 - Area B)	5	22-Jun-26	26-Jun-26																	
A12650	Insulate and Two Side Drywall Partitions (Level 2 - Area B)	5	22-Jun-26	26-Jun-26																	
A12920	MEP Rough-In at Hard Ceilings (Level 2 - Area B)	5	25-Jun-26	01-Jul-26																	
A12930	Tape & Float Drywall Partitions (Level 2 - Area B)	8	25-Jun-26	07-Jul-26																	
A13460	Vaughn Overhead Inspection - Hard Ceilings - (Level 2 - Area B)	1	02-Jul-26	02-Jul-26																	
A13470	Pull Controls / Data / Security Cables (Level 2 - Area B)	5	02-Jul-26	09-Jul-26																	
A13580	Vaughn Overhead Corrections - Hard Ceilings (Level 2 - Area B)	5	06-Jul-26	10-Jul-26																	
A13590	Fire & Acoustical Caulk Partitions (Level 2 - Area B)	5	06-Jul-26	10-Jul-26																	
A13830	Prime & First Coat Paint Partitions (Level 2 - Area B)	5	08-Jul-26	14-Jul-26																	
A14120	Owner Overhead Inspection - Hard Ceilings (Level 2 - Area B)	1	13-Jul-26	13-Jul-26																	
A14210	Owner Overhead Corrections - Hard Ceilings (Level 2 - Area B)	3	14-Jul-26	16-Jul-26																	
A14540	Cover Hard Ceilings (Level 2 - Area B)	5	17-Jul-26	23-Jul-26																	
A14870	Tape & Float Hard Ceilings (Level 2 - Area B)	5	22-Jul-26	28-Jul-26																	
A15280	Prime & First Coat Paint Hard Ceilings (Level 2 - Area B)	3	28-Jul-26	30-Jul-26																	
A15440	Ceiling Grid (Level 2 - Area B)	4	30-Jul-26	04-Aug-26																	
A15590	Electrical Ceiling Trim (Level 2 - Area B)	7	31-Jul-26	10-Aug-26																	
A15600	HVAC Ceiling Trim (Level 2 - Area B)	7	31-Jul-26	10-Aug-26																	
A15610	Fire Sprinkler Drops (Level 2 - Area B)	7	31-Jul-26	10-Aug-26																	
A15620	Demountable Partitions Framing (Level 2 - Area B)	7	31-Jul-26	10-Aug-26																	
A16020	Fire Alarm Ceiling Trim (Level 2 - Area B)	5	06-Aug-26	12-Aug-26																	
A16380	AV Ceiling Trim (Level 2 - Area B)	2	11-Aug-26	12-Aug-26																	
A16390	Doors & Hardware (Level 2 - Area B)	2	11-Aug-26	12-Aug-26																	
A16590	Vaughn Overhead Inspection - Grid Ceilings - (Level 2 - Area B)	1	13-Aug-26	13-Aug-26																	
A16600	Interior Glazing (Level 2 - Area B)	3	13-Aug-26	17-Aug-26																	
A16710	Vaughn Overhead Corrections - Grid Ceilings (Level 2 - Area B)	5	14-Aug-26	20-Aug-26																	

■ Actual Work
 ■ Critical Remaining Work
 ▼ Summary
■ Remaining Work
 ◆ Milestone

Activity ID	Activity Name	Original Duration	Start	Finish	24	2025				2026				2027				2028				
					Q3	Q4	Q1	Q2	Q3	Q4	Q1	Q2	Q3	Q4	Q1	Q2	Q3	Q4	Q1	Q2	Q3	
A17260	Owner Overhead Inspection - Grid Ceilings (Level 2 - Area B)	1	21-Aug-26	21-Aug-26																		I Owner Overhead Inspection - Grid Ceilings (Level 2 - Area B)
A17390	Owner Overhead Corrections - Grid Ceilings (Level 2 - Area B)	3	24-Aug-26	26-Aug-26																		II Owner Overhead Corrections - Grid Ceilings (Level 2 - Area B)
A17650	Demountable Partitions Glazing (Level 2 - Area B)	3	27-Aug-26	31-Aug-26																		III Demountable Partitions Glazing (Level 2 - Area B)
A20330	Millwork (Level 2 - Area B)	3	05-Oct-26	07-Oct-26																		IIII Millwork (Level 2 - Area B)
A21130	Flooring (LVT / Sheet Vinyl / Carpet) (Level 2 - Area B)	5	16-Oct-26	22-Oct-26																		IIIIII Flooring (LVT / Sheet Vinyl / Carpet) (Level 2 - Area B)
A21380	Final Paint (Level 2 - Area B)	5	21-Oct-26	27-Oct-26																		IIIIII Final Paint (Level 2 - Area B)
A21520	Specialties (FE, Markerboards, Wall Protection) (Level 2 - Area B)	3	26-Oct-26	28-Oct-26																		IIIIII Specialties (FE, Markerboards, Wall Protection) (Level 2 - Area B)
A21530	Wall Base (Level 2 - Area B)	3	26-Oct-26	28-Oct-26																		IIIIII Wall Base (Level 2 - Area B)
A21540	Controls Wall Trim (Level 2 - Area B)	3	26-Oct-26	28-Oct-26																		IIIIII Controls Wall Trim (Level 2 - Area B)
A21550	Security Wall Trim (Level 2 - Area B)	3	26-Oct-26	28-Oct-26																		IIIIII Security Wall Trim (Level 2 - Area B)
A21560	AV Displays / Projectors / Wall Trim (Level 2 - Area B)	3	26-Oct-26	28-Oct-26																		IIIIII AV Displays / Projectors / Wall Trim (Level 2 - Area B)
A21570	Data Wall Trim (Level 2 - Area B)	3	26-Oct-26	28-Oct-26																		IIIIII Data Wall Trim (Level 2 - Area B)
A21580	Electrical Wall Trim (Level 2 - Area B)	3	26-Oct-26	28-Oct-26																		IIIIII Electrical Wall Trim (Level 2 - Area B)
A21590	Fire Alarm Wall Trim (Level 2 - Area B)	3	26-Oct-26	28-Oct-26																		IIIIII Fire Alarm Wall Trim (Level 2 - Area B)
A21600	Interior Signage (Level 2 - Area B)	3	26-Oct-26	28-Oct-26																		IIIIII Interior Signage (Level 2 - Area B)
A21660	Drop Ceiling Tiles (Level 2 - Area B)	3	28-Oct-26	30-Oct-26																		IIIIII Drop Ceiling Tiles (Level 2 - Area B)
LEVEL 2 - AREA B IDF ROOM		41	25-Mar-26	20-May-26																		20-May-26, LEVEL 2 - AREA B IDF ROOM
A6780	Tape & Float (Level 2 Area B IDF Room)	1	25-Mar-26	25-Mar-26																		I Tape & Float (Level 2 Area B IDF Room)
A6930	Plywood (Level 2 Area B IDF Room)	1	26-Mar-26	26-Mar-26																		I Plywood (Level 2 Area B IDF Room)
A6980	Prime & First Coat Paint (Level 2 Area B IDF Room)	1	27-Mar-26	27-Mar-26																		II Prime & First Coat Paint (Level 2 Area B IDF Room)
A7070	Surface Mount Electrical Rough-In (Level 2 Area B IDF Room)	2	30-Mar-26	31-Mar-26																		II Surface Mount Electrical Rough-In (Level 2 Area B IDF Room)
A7180	Floor Prep & Seal Concrete (Level 2 Area B IDF Room)	2	01-Apr-26	02-Apr-26																		II Floor Prep & Seal Concrete (Level 2 Area B IDF Room)
A7400	Racks (Level 2 Area B IDF Room)	2	03-Apr-26	06-Apr-26																		III Racks (Level 2 Area B IDF Room)
A7530	Cable Management (Level 2 Area B IDF Room)	3	07-Apr-26	09-Apr-26																		III Cable Management (Level 2 Area B IDF Room)
A7770	Electrical Power to Racks (Level 2 Area B IDF Room)	2	10-Apr-26	13-Apr-26																		III Electrical Power to Racks (Level 2 Area B IDF Room)
A7950	Electrical Trim-Out (Level 2 Area B IDF Room)	2	14-Apr-26	15-Apr-26																		I Electrical Trim-Out (Level 2 Area B IDF Room)
A8130	Low Voltage Trim-Out (Level 2 Area B IDF Room)	5	16-Apr-26	22-Apr-26																		IIII Low Voltage Trim-Out (Level 2 Area B IDF Room)
A8590	Data Equipment (Level 2 Area B IDF Room)	3	23-Apr-26	27-Apr-26																		IIII Data Equipment (Level 2 Area B IDF Room)
A8810	Terminate Cabling in Racks (Level 2 Area B IDF Room)	5	28-Apr-26	04-May-26																		IIIIII Terminate Cabling in Racks (Level 2 Area B IDF Room)
A9280	Light Fixtures (Level 2 Area B IDF Room)	1	05-May-26	05-May-26																		II Light Fixtures (Level 2 Area B IDF Room)
A9370	Fire Alarm Devices (Level 2 Area B IDF Room)	1	06-May-26	06-May-26																		I Fire Alarm Devices (Level 2 Area B IDF Room)
A9450	Vaughn Overhead Inspection (Level 2 Area B IDF Room)	5	07-May-26	13-May-26																		IIIIII Vaughn Overhead Inspection (Level 2 Area B IDF Room)
A9950	Vaughn Overhead Corrections (Level 2 Area B IDF Room)	1	14-May-26	14-May-26																		I Vaughn Overhead Corrections (Level 2 Area B IDF Room)
A100:	Owner Overhead Inspection (Level 2 Area B IDF Room)	1	15-May-26	15-May-26																		I Owner Overhead Inspection (Level 2 Area B IDF Room)
A101:	Owner Overhead Corrections (Level 2 Area B IDF Room)	2	18-May-26	19-May-26																		II Owner Overhead Corrections (Level 2 Area B IDF Room)
A103:	Equipment Move-In & Connectivity (Level 2 Area B IDF Room)	1	20-May-26	20-May-26																		I Equipment Move-In & Connectivity (Level 2 Area B IDF Room)
LEVEL 2 - AREA C		173	04-Mar-26	04-Nov-26																		04-Nov-26, LEVEL 2 - AREA C
A5580	Layout / Control (Level 2 - Area C)	3	04-Mar-26	06-Mar-26																		IIII Layout / Control (Level 2 - Area C)
A5780	MEP Hangers (Level 2 - Area C)	5	09-Mar-26	13-Mar-26																		IIIIII MEP Hangers (Level 2 - Area C)
A5790	Frame & Top Out Priority Walls (Level 2 - Area C)	5	09-Mar-26	13-Mar-26																		IIIIII Frame & Top Out Priority Walls (Level 2 - Area C)
A6160	Storm & Sanitary Overhead (Level 2 - Area C)	3	16-Mar-26	18-Mar-26																		IIII Storm & Sanitary Overhead (Level 2 - Area C)
A6170	Fire Sprinkler Overhead Mains (Level 2 - Area C)	4	16-Mar-26	19-Mar-26																		IIIIII Fire Sprinkler Overhead Mains (Level 2 - Area C)
A6320	Fire Sprinkler Overhead Branch (Level 2 - Area C)	5	18-Mar-26	24-Mar-26																		IIIIII Fire Sprinkler Overhead Branch (Level 2 - Area C)
A6590	Plumbing Water Overhead (Level 2 - Area C)	3	23-Mar-26	25-Mar-26																		IIIIII Plumbing Water Overhead (Level 2 - Area C)
A6600	Duct Mains Overhead (Level 2 - Area C)	4	23-Mar-26	26-Mar-26																		IIIIII Duct Mains Overhead (Level 2 - Area C)
A6800	Frame / One Side / Set HM Frames (Level 2 - Area C)	4	25-Mar-26	30-Mar-26																		IIIIII Frame / One Side / Set HM Frames (Level 2 - Area C)
A7000	Test Duct Mains (Level 2 - Area C)	3	27-Mar-26	31-Mar-26																		IIIIII Test Duct Mains (Level 2 - Area C)
A7010	VAV/FPB/FCU (Level 2 - Area C)	5	27-Mar-26	02-Apr-26																		IIIIII VAV/FPB/FCU (Level 2 - Area C)

Activity ID	Activity Name	Original Duration	Start	Finish	24	2025				2026				2027				2028			
						Q3	Q4	Q1	Q2	Q3	Q4	Q1	Q2	Q3	Q4	Q1	Q2	Q3			
A7020	In-Wall Steel/ Lavatory Supports (Level 2 - Area C)	2	27-Mar-26	30-Mar-26								█	In-Wall Steel/ Lavatory Supports (Level 2 - Area C)								
A7150	In-Wall Plumbing (Level 2 - Area C)	1	31-Mar-26	31-Mar-26									In-Wall Plumbing (Level 2 - Area C)								
A7230	Electrical Overhead (Level 2 - Area C)	7	01-Apr-26	09-Apr-26								█	Electrical Overhead (Level 2 - Area C)								
A7240	Test In-Wall Plumbing (Level 2 - Area C)	2	01-Apr-26	02-Apr-26									Test In-Wall Plumbing (Level 2 - Area C)								
A7420	Duct Branch Overhead (Level 2 - Area C)	5	03-Apr-26	09-Apr-26								█	Duct Branch Overhead (Level 2 - Area C)								
A7590	Hydronic Overhead (Level 2 - Area C)	3	08-Apr-26	10-Apr-26									Hydronic Overhead (Level 2 - Area C)								
A7780	Test Duct Branch (Level 2 - Area C)	3	10-Apr-26	14-Apr-26								█	Test Duct Branch (Level 2 - Area C)								
A7790	Pull Electrical Feeders (Level 2 - Area C)	10	10-Apr-26	23-Apr-26								█	Pull Electrical Feeders (Level 2 - Area C)								
A7800	Data / Security / FA Overhead Rough-In (Level 2 - Area C)	7	10-Apr-26	20-Apr-26								█	Data / Security / FA Overhead Rough-In (Level 2 - Area C)								
A7810	Controls Overhead Rough-In (Level 2 - Area C)	7	10-Apr-26	20-Apr-26								█	Controls Overhead Rough-In (Level 2 - Area C)								
A7820	In-Wall Electrical (Level 2 - Area C)	5	10-Apr-26	16-Apr-26								█	In-Wall Electrical (Level 2 - Area C)								
A7890	Test Hydronic Systems (Level 2 - Area C)	3	13-Apr-26	15-Apr-26									Test Hydronic Systems (Level 2 - Area C)								
A8170	Pull In-Wall Electrical Wire (Level 2 - Area C)	2	17-Apr-26	20-Apr-26								█	Pull In-Wall Electrical Wire (Level 2 - Area C)								
A8300	Data / Security / FA Rough-In (Level 2 - Area C)	5	21-Apr-26	27-Apr-26								█	Data / Security / FA Rough-In (Level 2 - Area C)								
A8310	In-Wall Controls (Level 2 - Area C)	5	21-Apr-26	27-Apr-26								█	In-Wall Controls (Level 2 - Area C)								
A9960	In-Wall Blocking (Level 2 - Area C)	5	14-May-26	20-May-26								█	In-Wall Blocking (Level 2 - Area C)								
A10160	Insulate In-Wall Plumbing (Level 2 - Area C)	1	18-May-26	18-May-26									Insulate In-Wall Plumbing (Level 2 - Area C)								
A10540	Vaughn In-Wall Inspection (Level 2 - Area C)	1	21-May-26	21-May-26									Vaughn In-Wall Inspection (Level 2 - Area C)								
A10640	Vaughn In-Wall Corrections (Level 2 - Area C)	5	22-May-26	29-May-26								█	Vaughn In-Wall Corrections (Level 2 - Area C)								
A11110	Owner In-Wall Inspection (Level 2 - Area C)	1	01-Jun-26	01-Jun-26									Owner In-Wall Inspection (Level 2 - Area C)								
A11260	Owner In-Wall Corrections (Level 2 - Area C)	3	02-Jun-26	04-Jun-26								█	Owner In-Wall Corrections (Level 2 - Area C)								
A12460	Insulate Hydronic Systems (Level 2 - Area C)	3	17-Jun-26	19-Jun-26									Insulate Hydronic Systems (Level 2 - Area C)								
A12550	Insulate Duct Mains (Level 2 - Area C)	4	18-Jun-26	23-Jun-26								█	Insulate Duct Mains (Level 2 - Area C)								
A12940	Insulate Duct Branch (Level 2 - Area C)	7	24-Jun-26	02-Jul-26								█	Insulate Duct Branch (Level 2 - Area C)								
A13090	Cable Tray Overhead (Level 2 - Area C)	5	26-Jun-26	02-Jul-26								█	Cable Tray Overhead (Level 2 - Area C)								
A13100	Frame Hard Ceilings (Level 2 - Area C)	5	29-Jun-26	06-Jul-26								█	Frame Hard Ceilings (Level 2 - Area C)								
A13110	Insulate and Two Side Drywall Partitions (Level 2 - Area C)	5	29-Jun-26	06-Jul-26								█	Insulate and Two Side Drywall Partitions (Level 2 - Area C)								
A13480	MEP Rough-In at Hard Ceilings (Level 2 - Area C)	5	02-Jul-26	09-Jul-26								█	MEP Rough-In at Hard Ceilings (Level 2 - Area C)								
A13490	Tape & Float Drywall Partitions (Level 2 - Area C)	8	02-Jul-26	14-Jul-26								█	Tape & Float Drywall Partitions (Level 2 - Area C)								
A13990	Vaughn Overhead Inspection - Hard Ceilings - (Level 2 - Area C)	1	10-Jul-26	10-Jul-26									Vaughn Overhead Inspection - Hard Ceilings - (Level 2 - Area C)								
A14000	Pull Controls / Data / Security Cables (Level 2 - Area C)	5	10-Jul-26	16-Jul-26								█	Pull Controls / Data / Security Cables (Level 2 - Area C)								
A14130	Vaughn Overhead Corrections - Hard Ceilings (Level 2 - Area C)	5	13-Jul-26	17-Jul-26								█	Vaughn Overhead Corrections - Hard Ceilings (Level 2 - Area C)								
A14310	Prime & First Coat Paint Partitions (Level 2 - Area C)	5	15-Jul-26	21-Jul-26								█	Prime & First Coat Paint Partitions (Level 2 - Area C)								
A14320	Fire & Acoustical Caulk Partitions (Level 2 - Area C)	3	15-Jul-26	17-Jul-26									Fire & Acoustical Caulk Partitions (Level 2 - Area C)								
A14640	Owner Overhead Inspection - Hard Ceilings (Level 2 - Area C)	1	20-Jul-26	20-Jul-26									Owner Overhead Inspection - Hard Ceilings (Level 2 - Area C)								
A14790	Owner Overhead Corrections - Hard Ceilings (Level 2 - Area C)	3	21-Jul-26	23-Jul-26									Owner Overhead Corrections - Hard Ceilings (Level 2 - Area C)								
A15060	Cover Hard Ceilings (Level 2 - Area C)	5	24-Jul-26	30-Jul-26								█	Cover Hard Ceilings (Level 2 - Area C)								
A15380	Tape & Float Hard Ceilings (Level 2 - Area C)	5	29-Jul-26	04-Aug-26								█	Tape & Float Hard Ceilings (Level 2 - Area C)								
A15810	Prime & First Coat Paint Hard Ceilings (Level 2 - Area C)	3	04-Aug-26	06-Aug-26									Prime & First Coat Paint Hard Ceilings (Level 2 - Area C)								
A16100	Ceiling Grid (Level 2 - Area C)	2	07-Aug-26	10-Aug-26									Ceiling Grid (Level 2 - Area C)								
A16110	Demountable Partitions Framing (Level 2 - Area C)	7	07-Aug-26	17-Aug-26								█	Demountable Partitions Framing (Level 2 - Area C)								
A16240	Electrical Ceiling Trim (Level 2 - Area C)	3	10-Aug-26	12-Aug-26								█	Electrical Ceiling Trim (Level 2 - Area C)								
A16250	Fire Alarm Ceiling Trim (Level 2 - Area C)	5	10-Aug-26	14-Aug-26								█	Fire Alarm Ceiling Trim (Level 2 - Area C)								
A16260	HVAC Ceiling Trim (Level 2 - Area C)	3	10-Aug-26	12-Aug-26								█	HVAC Ceiling Trim (Level 2 - Area C)								
A16400	Fire Sprinkler Drops (Level 2 - Area C)	7	11-Aug-26	19-Aug-26								█	Fire Sprinkler Drops (Level 2 - Area C)								
A16610	AV Ceiling Trim (Level 2 - Area C)	2	13-Aug-26	14-Aug-26									AV Ceiling Trim (Level 2 - Area C)								
A17000	Doors & Hardware (Level 2 - Area C)	2	18-Aug-26	19-Aug-26									Doors & Hardware (Level 2 - Area C)								
A17200	Vaughn Overhead Inspection - Grid Ceilings - (Level 2 - Area C)	1	20-Aug-26	20-Aug-26									Vaughn Overhead Inspection - Grid Ceilings - (Level 2 - Area C)								

Actual Work Remaining Work Critical Remaining Work Milestone Summary

Activity ID	Activity Name	Original Duration	Start	Finish	24	2025				2026				2027				2028		
					Q3	Q4	Q1	Q2	Q3	Q4	Q1	Q2	Q3	Q4	Q1	Q2	Q3	Q1	Q2	Q3
A17210	Interior Glazing (Level 2 - Area C)	3	20-Aug-26	24-Aug-26														█ Interior Glazing (Level 2 - Area C)		
A17270	Vaughn Overhead Corrections - Grid Ceilings (Level 2 - Area C)	5	21-Aug-26	27-Aug-26														█ Vaughn Overhead Corrections - Grid Ceilings (Level 2 - Area C)		
A17790	Owner Overhead Inspection - Grid Ceilings (Level 2 - Area C)	1	28-Aug-26	28-Aug-26														█ Owner Overhead Inspection - Grid Ceilings (Level 2 - Area C)		
A17900	Owner Overhead Corrections - Grid Ceilings (Level 2 - Area C)	3	31-Aug-26	02-Sep-26														█ Owner Overhead Corrections - Grid Ceilings (Level 2 - Area C)		
A18210	Demountable Partitions Glazing (Level 2 - Area C)	3	03-Sep-26	08-Sep-26														█ Demountable Partitions Glazing (Level 2 - Area C)		
A20540	Millwork (Level 2 - Area C)	3	08-Oct-26	12-Oct-26														█ Millwork (Level 2 - Area C)		
A21480	Flooring (LVT / Sheet Vinyl / Carpet) (Level 2 - Area C)	3	23-Oct-26	27-Oct-26														█ Flooring (LVT / Sheet Vinyl / Carpet) (Level 2 - Area C)		
A21610	Final Paint (Level 2 - Area C)	5	26-Oct-26	30-Oct-26														█ Final Paint (Level 2 - Area C)		
A21800	Specialties (FE, Markerboards, Wall Protection) (Level 2 - Area C)	3	29-Oct-26	02-Nov-26														█ Specialties (FE, Markerboards, Wall Protection) (Level 2 - Area C)		
A21810	Wall Base (Level 2 - Area C)	3	29-Oct-26	02-Nov-26														█ Wall Base (Level 2 - Area C)		
A21820	Controls Wall Trim (Level 2 - Area C)	3	29-Oct-26	02-Nov-26														█ Controls Wall Trim (Level 2 - Area C)		
A21830	Security Wall Trim (Level 2 - Area C)	3	29-Oct-26	02-Nov-26														█ Security Wall Trim (Level 2 - Area C)		
A21840	AV Displays / Projectors / Wall Trim (Level 2 - Area C)	3	29-Oct-26	02-Nov-26														█ AV Displays / Projectors / Wall Trim (Level 2 - Area C)		
A21850	Data Wall Trim (Level 2 - Area C)	3	29-Oct-26	02-Nov-26														█ Data Wall Trim (Level 2 - Area C)		
A21860	Electrical Wall Trim (Level 2 - Area C)	3	29-Oct-26	02-Nov-26														█ Electrical Wall Trim (Level 2 - Area C)		
A21870	Fire Alarm Wall Trim (Level 2 - Area C)	3	29-Oct-26	02-Nov-26														█ Fire Alarm Wall Trim (Level 2 - Area C)		
A21880	Interior Signage (Level 2 - Area C)	3	29-Oct-26	02-Nov-26														█ Interior Signage (Level 2 - Area C)		
A21990	Drop Ceiling Tiles (Level 2 - Area C)	3	02-Nov-26	04-Nov-26														█ Drop Ceiling Tiles (Level 2 - Area C)		
LEVEL 2 - AREA D		173	11-Mar-26	11-Nov-26														█ 11-Nov-26, LEVEL 2 - AREA D		
A5920	Layout / Control (Level 2 - Area D)	3	11-Mar-26	13-Mar-26														█ Layout / Control (Level 2 - Area D)		
A6180	MEP Hangers (Level 2 - Area D)	5	16-Mar-26	20-Mar-26														█ MEP Hangers (Level 2 - Area D)		
A6190	Frame & Top Out Priority Walls (Level 2 - Area D)	5	16-Mar-26	20-Mar-26														█ Frame & Top Out Priority Walls (Level 2 - Area D)		
A6610	Storm & Sanitary Overhead (Level 2 - Area D)	1	23-Mar-26	23-Mar-26														█ Storm & Sanitary Overhead (Level 2 - Area D)		
A6620	Fire Sprinkler Overhead Mains (Level 2 - Area D)	4	23-Mar-26	26-Mar-26														█ Fire Sprinkler Overhead Mains (Level 2 - Area D)		
A6690	Plumbing Water Overhead (Level 2 - Area D)	7	24-Mar-26	01-Apr-26														█ Plumbing Water Overhead (Level 2 - Area D)		
A6810	Fire Sprinkler Overhead Branch (Level 2 - Area D)	5	25-Mar-26	31-Mar-26														█ Fire Sprinkler Overhead Branch (Level 2 - Area D)		
A7030	Duct Mains Overhead (Level 2 - Area D)	4	27-Mar-26	01-Apr-26														█ Duct Mains Overhead (Level 2 - Area D)		
A7250	Frame / One Side / Set HM Frames (Level 2 - Area D)	5	01-Apr-26	07-Apr-26														█ Frame / One Side / Set HM Frames (Level 2 - Area D)		
A7330	Test Duct Mains (Level 2 - Area D)	3	02-Apr-26	06-Apr-26														█ Test Duct Mains (Level 2 - Area D)		
A7340	VAV/FPB/FCU (Level 2 - Area D)	5	02-Apr-26	08-Apr-26														█ VAV/FPB/FCU (Level 2 - Area D)		
A7350	In-Wall Plumbing (Level 2 - Area D)	10	02-Apr-26	15-Apr-26														█ In-Wall Plumbing (Level 2 - Area D)		
A7490	In-Wall Steel / Lavatory Supports (Level 2 - Area D)	2	06-Apr-26	07-Apr-26														█ In-Wall Steel / Lavatory Supports (Level 2 - Area D)		
A7720	Duct Branch Overhead (Level 2 - Area D)	5	09-Apr-26	15-Apr-26														█ Duct Branch Overhead (Level 2 - Area D)		
A7830	Electrical Overhead (Level 2 - Area D)	7	10-Apr-26	20-Apr-26														█ Electrical Overhead (Level 2 - Area D)		
A7900	Hydronic Overhead (Level 2 - Area D)	6	13-Apr-26	20-Apr-26														█ Hydronic Overhead (Level 2 - Area D)		
A8140	Test Duct Branch (Level 2 - Area D)	3	16-Apr-26	20-Apr-26														█ Test Duct Branch (Level 2 - Area D)		
A8150	Test In-Wall Plumbing (Level 2 - Area D)	2	16-Apr-26	17-Apr-26														█ Test In-Wall Plumbing (Level 2 - Area D)		
A8320	Test Hydronic Systems (Level 2 - Area D)	3	21-Apr-26	23-Apr-26														█ Test Hydronic Systems (Level 2 - Area D)		
A8330	Pull Electrical Feeders (Level 2 - Area D)	10	21-Apr-26	04-May-26														█ Pull Electrical Feeders (Level 2 - Area D)		
A8340	Data / Security / FA Overhead Rough-In (Level 2 - Area D)	7	21-Apr-26	29-Apr-26														█ Data / Security / FA Overhead Rough-In (Level 2 - Area D)		
A8350	Controls Overhead Rough-In (Level 2 - Area D)	7	21-Apr-26	29-Apr-26														█ Controls Overhead Rough-In (Level 2 - Area D)		
A8360	In-Wall Electrical (Level 2 - Area D)	10	21-Apr-26	04-May-26														█ In-Wall Electrical (Level 2 - Area D)		
A9290	Pull In-Wall Electrical Wire (Level 2 - Area D)	5	05-May-26	11-May-26														█ Pull In-Wall Electrical Wire (Level 2 - Area D)		
A9300	Data / Security / FA Rough-In (Level 2 - Area D)	5	05-May-26	11-May-26														█ Data / Security / FA Rough-In (Level 2 - Area D)		
A9310	In-Wall Controls (Level 2 - Area D)	5	05-May-26	11-May-26														█ In-Wall Controls (Level 2 - Area D)		
A10170	Insulate In-Wall Plumbing (Level 2 - Area D)	7	18-May-26	27-May-26														█ Insulate In-Wall Plumbing (Level 2 - Area D)		
A10650	In-Wall Blocking (Level 2 - Area D)	5	22-May-26	29-May-26														█ In-Wall Blocking (Level 2 - Area D)		
A11120	Vaughn In-Wall Inspection (Level 2 - Area D)	1	01-Jun-26	01-Jun-26														█ Vaughn In-Wall Inspection (Level 2 - Area D)		

Actual Work Critical Remaining Work Summary
 Remaining Work Milestone

Activity ID	Activity Name	Original Duration	Start	Finish	2024				2025				2026				2027				2028		
					Q3	Q4	Q1	Q2	Q3	Q4	Q1	Q2	Q3	Q4	Q1	Q2	Q3	Q4	Q1	Q2	Q3		
A11270	Vaughn In-Wall Corrections (Level 2 - Area D)	5	02-Jun-26	08-Jun-26																			
A11790	Owner In-Wal Inspection (Level 2 - Area D)	1	09-Jun-26	09-Jun-26																			
A11930	Owner In-Wal Corrections (Level 2 - Area D)	3	10-Jun-26	12-Jun-26																			
A12790	Insulate Hydronic Systems (Level 2 - Area D)	6	22-Jun-26	29-Jun-26																			
A12950	Insulate Duct Mains (Level 2 - Area D)	6	24-Jun-26	01-Jul-26																			
A13600	Insulate Duct Branch (Level 2 - Area D)	7	02-Jul-26	13-Jul-26																			
A13840	Cable Tray Overhead (Level 2 - Area D)	5	07-Jul-26	13-Jul-26																			
A13700	Frame Hard Ceilings (Level 2 - Area D)	5	07-Jul-26	13-Jul-26																			
A13710	Insulate and Two Side Drywall Partitions (Level 2 - Area D)	5	07-Jul-26	13-Jul-26																			
A14010	MEP Rough-In at Hard Ceilings (Level 2 - Area D)	5	10-Jul-26	16-Jul-26																			
A14020	Tape & Float Drywall Partitions (Level 2 - Area D)	8	10-Jul-26	21-Jul-26																			
A14550	Vaughn Overhead Inspection - Hard Ceilings - (Level 2 - Area D)	1	17-Jul-26	17-Jul-26																			
A14560	Pull Controls / Data / Security Cables (Level 2 - Area D)	5	17-Jul-26	23-Jul-26																			
A14650	Vaughn Overhead Corrections - Hard Ceilings (Level 2 - Area D)	5	20-Jul-26	24-Jul-26																			
A14660	Fire & Acoustical Caulk Partitions (Level 2 - Area D)	5	20-Jul-26	24-Jul-26																			
A14880	Prime & First Coat Paint Partitions (Level 2 - Area D)	5	22-Jul-26	28-Jul-26																			
A15200	Owner Overhead Inspection - Hard Ceilings (Level 2 - Area D)	1	27-Jul-26	27-Jul-26																			
A15290	Owner Overhead Corrections - Hard Ceilings (Level 2 - Area D)	3	28-Jul-26	30-Jul-26																			
A15630	Cover Hard Ceilings (Level 2 - Area D)	5	31-Jul-26	06-Aug-26																			
A15930	Tape & Float Hard Ceilings (Level 2 - Area D)	5	05-Aug-26	11-Aug-26																			
A16410	Prime & First Coat Paint Hard Ceilings (Level 2 - Area D)	3	11-Aug-26	13-Aug-26																			
A16470	Ceiling Grid (Level 2 - Area D)	4	12-Aug-26	17-Aug-26																			
A16620	Electrical Ceiling Trim (Level 2 - Area D)	7	13-Aug-26	21-Aug-26																			
A16630	HVAC Ceiling Trim (Level 2 - Area D)	7	13-Aug-26	21-Aug-26																			
A16640	Fire Sprinkler Drops (Level 2 - Area D)	7	13-Aug-26	21-Aug-26																			
A16720	Demountable Partitions Framing (Level 2 - Area D)	7	14-Aug-26	24-Aug-26																			
A17140	Fire Alarm Ceiling Trim (Level 2 - Area D)	5	19-Aug-26	25-Aug-26																			
A17400	AV Ceiling Trim (Level 2 - Area D)	2	24-Aug-26	25-Aug-26																			
A17480	Doors & Hardware (Level 2 - Area D)	2	25-Aug-26	26-Aug-26																			
A17580	Vaughn Overhead Inspection - Grid Ceilings - (Level 2 - Area D)	1	26-Aug-26	26-Aug-26																			
A17660	Vaughn Overhead Corrections - Grid Ceilings (Level 2 - Area D)	5	27-Aug-26	02-Sep-26																			
A17670	Interior Glazing (Level 2 - Area D)	3	27-Aug-26	31-Aug-26																			
A18220	Owner Overhead Inspection - Grid Ceilings (Level 2 - Area D)	1	03-Sep-26	03-Sep-26																			
A18270	Owner Overhead Corrections - Grid Ceilings (Level 2 - Area D)	3	04-Sep-26	09-Sep-26																			
A18560	Demountable Partitions Glazing (Level 2 - Area D)	3	10-Sep-26	14-Sep-26																			
A20900	Millwork (Level 2 - Area D)	3	13-Oct-26	15-Oct-26																			
A21670	Flooring (LVT / Sheet Vinyl / Carpet) (Level 2 - Area D)	5	28-Oct-26	03-Nov-26																			
A22000	Final Paint (Level 2 - Area D)	5	02-Nov-26	06-Nov-26																			
A22140	Specialties (FE, Markerboards, Wall Protection) (Level 2 - Area D)	3	05-Nov-26	09-Nov-26																			
A22150	Wall Base (Level 2 - Area D)	3	05-Nov-26	09-Nov-26																			
A22160	Controls Wall Trim (Level 2 - Area D)	3	05-Nov-26	09-Nov-26																			
A22170	Security Wall Trim (Level 2 - Area D)	3	05-Nov-26	09-Nov-26																			
A22180	AV Displays / Projectors / Wall Trim (Level 2 - Area D)	3	05-Nov-26	09-Nov-26																			
A22190	Data Wall Trim (Level 2 - Area D)	3	05-Nov-26	09-Nov-26																			
A22200	Electrical Wall Trim (Level 2 - Area D)	3	05-Nov-26	09-Nov-26																			
A22210	Fire Alarm Wall Trim (Level 2 - Area D)	3	05-Nov-26	09-Nov-26																			
A22220	Interior Signage (Level 2 - Area D)	3	05-Nov-26	09-Nov-26																			
A22360	Drop Ceiling Tiles (Level 2 - Area D)	3	09-Nov-26	11-Nov-26																			

■ Actual Work
■ Critical Remaining Work
▬ Summary
■ Remaining Work
◆ Milestone

Activity ID	Activity Name	Original Duration	Start	Finish	24	2025				2026				2027				2028		
						Q3	Q4	Q1	Q2	Q3	Q4	Q1	Q2	Q3	Q4	Q1	Q2	Q3		
LEVEL 2 - AREA D ELECTRICAL ROOM		72	08-Apr-26	20-Jul-26								20-Jul-26, LEVEL 2 - AREA D ELECTRICAL ROOM								
A7610	Tape & Float Drywall Partitions (Level 2 Electrical Room)	3	08-Apr-26	10-Apr-26																
A7920	Paint Walls (Level 2 Area D Electrical Room)	1	13-Apr-26	13-Apr-26																
A7960	Housekeeping Pads (Level 2 Area D Electrical Room)	3	14-Apr-26	16-Apr-26																
A7970	Overhead Conduit (Level 2 Area D Electrical Room)	10	14-Apr-26	27-Apr-26																
A1011	Set Pad Mounted Transformers (Level 2 Area D Electrical Room)	1	18-May-26	18-May-26																
A1021	Electrical Panels (Level 2 Area D Electrical Room)	5	19-May-26	26-May-26																
A1081	Electrical Plenums (Level 2 Area D Electrical Room)	5	27-May-26	02-Jun-26																
A1131	Pull Wire to Electrical Panels (Level 2 Area D Electrical Room)	10	03-Jun-26	16-Jun-26																
A1241	Panel Termination (Level 2 Area D Electrical Room)	10	17-Jun-26	30-Jun-26																
A1351	Functional Testing by Manufacturer (Level 2 Area D Electrical Room)	1	01-Jul-26	01-Jul-26																
A1361	Normal Power Online (Level 2 Area D Electrical Room)	2	02-Jul-26	06-Jul-26																
A1381	Test Electrical Distribution (Level 2 Area D Electrical Room)	10	07-Jul-26	20-Jul-26																
LEVEL 2 - AREA D IDF ROOM		41	08-Apr-26	04-Jun-26								04-Jun-26, LEVEL 2 - AREA D IDF ROOM								
A7600	Tape & Float (Level 2 Area D IDF Room)	1	08-Apr-26	08-Apr-26																
A7730	Plywood (Level 2 Area D IDF Room)	1	09-Apr-26	09-Apr-26																
A7840	Prime & First Coat Paint (Level 2 Area D IDF Room)	1	10-Apr-26	10-Apr-26																
A7910	Surface Mount Electrical Rough-In (Level 2 Area D IDF Room)	2	13-Apr-26	14-Apr-26																
A8030	Floor Prep & Seal Concrete (Level 2 Area D IDF Room)	2	15-Apr-26	16-Apr-26																
A8180	Racks (Level 2 Area D IDF Room)	2	17-Apr-26	20-Apr-26																
A8370	Cable Management (Level 2 Area D IDF Room)	3	21-Apr-26	23-Apr-26																
A8670	Electrical Power to Racks (Level 2 Area D IDF Room)	2	24-Apr-26	27-Apr-26																
A8820	Electrical Trim-Out (Level 2 Area D IDF Room)	2	28-Apr-26	29-Apr-26																
A9050	Low Voltage Trim-Out (Level 2 Area D IDF Room)	5	30-Apr-26	06-May-26																
A9470	Data Equipment (Level 2 Area D IDF Room)	3	07-May-26	11-May-26																
A9730	Terminate Cabling in Racks (Level 2 Area D IDF Room)	5	12-May-26	18-May-26																
A1021	Light Fixtures (Level 2 Area D IDF Room)	1	19-May-26	19-May-26																
A1031	Fire Alarm Devices (Level 2 Area D IDF Room)	1	20-May-26	20-May-26																
A1051	Vaughn Overhead Inspection (Level 2 Area D IDF Room)	5	21-May-26	28-May-26																
A1091	Vaughn Overhead Corrections (Level 2 Area D IDF Room)	1	29-May-26	29-May-26																
A1111	Owner Overhead Inspection (Level 2 Area D IDF Room)	1	01-Jun-26	01-Jun-26																
A1121	Owner Overhead Corrections (Level 2 Area D IDF Room)	2	02-Jun-26	03-Jun-26																
A1151	Equipment Move-In & Connectivity (Level 2 Area D IDF Room)	1	04-Jun-26	04-Jun-26																
LEVEL 2 - AREA D RESTROOM FINISHES		27	14-Aug-26	22-Sep-26								22-Sep-26, LEVEL 2 - AREA D RESTROOM FINISHES								
A1671	Ceramic Tile (Level 2 - Area D Restrooms)	10	14-Aug-26	27-Aug-26																
A1781	Vanities (Level 2 - Area D Restrooms)	2	28-Aug-26	31-Aug-26																
A1801	Toilets and Urinals (Level 2 - Area D Restrooms)	5	01-Sep-26	08-Sep-26																
A1841	Toilet Partitions (Level 2 - Area D Restrooms)	3	09-Sep-26	11-Sep-26																
A1841	Plumbing Fixtures (Level 2 - Area D Restrooms)	5	09-Sep-26	15-Sep-26																
A1891	Toilet Accessories (Level 2 - Area D Restrooms)	5	16-Sep-26	22-Sep-26																
A1921	Mirrors (Level 2 - Area D Restrooms)	2	21-Sep-26	22-Sep-26																
LEVEL 2 - EAST CORRIDOR FINISHES		36	18-Aug-26	07-Oct-26								07-Oct-26, LEVEL 2 - EAST CORRIDOR FINISHES								
A16970	Ceiling Grid (Level 2 - East Corridors)	4	18-Aug-26	21-Aug-26																
A17110	Electrical Ceiling Trim (Level 2 - East Corridors)	7	19-Aug-26	27-Aug-26																
A17120	HVAC Ceiling Trim (Level 2 - East Corridors)	7	19-Aug-26	27-Aug-26																
A17130	Fire Sprinkler Drops (Level 2 - East Corridors)	7	19-Aug-26	27-Aug-26																
A17460	Fire Alarm Ceiling Trim (Level 2 - East Corridors)	5	25-Aug-26	31-Aug-26																
A17770	AV Ceiling Trim (Level 2 - East Corridors)	2	28-Aug-26	31-Aug-26																

■ Actual Work
 ■ Critical Remaining Work
 ▬ Summary
■ Remaining Work
 ◆ Milestone

Activity ID	Activity Name	Original Duration	Start	Finish	24	2025				2026				2027				2028				
						Q3	Q4	Q1	Q2	Q3	Q4	Q1	Q2	Q3	Q4	Q1	Q2	Q3				
A7630	VAV/FPB/FCU (Level 3 - Area A)	5	08-Apr-26	14-Apr-26																		
A7850	Frame / One Side / Set HM Frames (Level 3 - Area A)	5	09-Apr-26	15-Apr-26																		
A8050	In-Wall Steel/ Lavatory Supports (Level 3 - Area A)	2	14-Apr-26	15-Apr-26																		
A8040	Duct Branch Overhead (Level 3 - Area A)	5	15-Apr-26	21-Apr-26																		
A8380	Hydronic Overhead (Level 3 - Area A)	6	21-Apr-26	28-Apr-26																		
A8390	Electrical Overhead (Level 3 - Area A)	7	21-Apr-26	29-Apr-26																		
A8450	Test Duct Branch (Level 3 - Area A)	3	22-Apr-26	24-Apr-26																		
A8920	Test Hydronic Systems (Level 3 - Area A)	3	29-Apr-26	01-May-26																		
A9060	Pull Electrical Feeders (Level 3 - Area A)	10	30-Apr-26	13-May-26																		
A9070	Data / Security / FA Overhead Rough-In (Level 3 - Area A)	7	30-Apr-26	08-May-26																		
A9080	Controls Overhead Rough-In (Level 3 - Area A)	7	30-Apr-26	08-May-26																		
A9090	In-Wall Electrical (Level 3 - Area A)	10	30-Apr-26	13-May-26																		
A9970	Pull In-Wall Electrical Wire (Level 3 - Area A)	5	14-May-26	20-May-26																		
A9980	Data / Security / FA Rough-In (Level 3 - Area A)	5	14-May-26	20-May-26																		
A9990	In-Wall Controls (Level 3 - Area A)	5	14-May-26	20-May-26																		
A10560	In-Wall Blocking (Level 3 - Area A)	5	21-May-26	28-May-26																		
A10990	Vaughn In-Wall Inspection (Level 3 - Area A)	1	29-May-26	29-May-26																		
A11140	Vaughn In-Wall Corrections (Level 3 - Area A)	5	01-Jun-26	05-Jun-26																		
A11690	Owner In-Wall Inspection (Level 3 - Area A)	1	08-Jun-26	08-Jun-26																		
A11810	Owner In-Wall Corrections (Level 3 - Area A)	3	09-Jun-26	11-Jun-26																		
A13320	Insulate Hydronic Systems (Level 3 - Area A)	6	30-Jun-26	08-Jul-26																		
A13620	Insulate Duct Mains (Level 3 - Area A)	6	02-Jul-26	10-Jul-26																		
A13720	Frame Hard Ceilings (Level 3 - Area A)	5	07-Jul-26	13-Jul-26																		
A13730	Insulate and Two Side Drywall Partitions (Level 3 - Area A)	5	07-Jul-26	13-Jul-26																		
A14030	MEP Rough-In at Hard Ceilings (Level 3 - Area A)	5	10-Jul-26	16-Jul-26																		
A14040	Tape & Float Drywall Partitions (Level 3 - Area A)	8	10-Jul-26	21-Jul-26																		
A14220	Insulate Duct Branch (Level 3 - Area A)	7	13-Jul-26	21-Jul-26																		
A14430	Cable Tray Overhead (Level 3 - Area A)	5	15-Jul-26	21-Jul-26																		
A14570	Vaughn Overhead Inspection - Hard Ceilings - (Level 3 - Area A)	1	17-Jul-26	17-Jul-26																		
A14670	Vaughn Overhead Corrections - Hard Ceilings (Level 3 - Area A)	5	20-Jul-26	24-Jul-26																		
A14680	Fire & Acoustical Caulk Partitions (Level 3 - Area A)	5	20-Jul-26	24-Jul-26																		
A14890	Prime & First Coat Paint Partitions (Level 3 - Area A)	5	22-Jul-26	28-Jul-26																		
A14980	Pull Controls / Data / Security Cables (Level 3 - Area A)	5	22-Jul-26	28-Jul-26																		
A15210	Owner Overhead Inspection - Hard Ceilings (Level 3 - Area A)	1	27-Jul-26	27-Jul-26																		
A15300	Owner Overhead Corrections - Hard Ceilings (Level 3 - Area A)	3	28-Jul-26	30-Jul-26																		
A15640	Cover Hard Ceilings (Level 3 - Area A)	5	31-Jul-26	06-Aug-26																		
A15940	Tape & Float Hard Ceilings (Level 3 - Area A)	5	05-Aug-26	11-Aug-26																		
A16420	Prime & First Coat Paint Hard Ceilings (Level 3 - Area A)	3	11-Aug-26	13-Aug-26																		
A16480	Ceiling Grid (Level 3 - Area A)	5	12-Aug-26	18-Aug-26																		
A16740	Electrical Ceiling Trim (Level 3 - Area A)	7	14-Aug-26	24-Aug-26																		
A16750	HVAC Ceiling Trim (Level 3 - Area A)	7	14-Aug-26	24-Aug-26																		
A16760	Fire Sprinkler Drops (Level 3 - Area A)	7	14-Aug-26	24-Aug-26																		
A16770	Demountable Partitions Framing (Level 3 - Area A)	7	14-Aug-26	24-Aug-26																		
A17220	Fire Alarm Ceiling Trim (Level 3 - Area A)	5	20-Aug-26	26-Aug-26																		
A17520	AV Ceiling Trim (Level 3 - Area A)	2	25-Aug-26	26-Aug-26																		
A17530	Doors & Hardware (Level 3 - Area A)	2	25-Aug-26	26-Aug-26																		
A17680	Vaughn Overhead Inspection - Grid Ceilings - (Level 3 - Area A)	1	27-Aug-26	27-Aug-26																		
A17690	Interior Glazing (Level 3 - Area A)	3	27-Aug-26	31-Aug-26																		

■ Actual Work
 ■ Critical Remaining Work
 Summary
■ Remaining Work
 ◆ Milestone

Activity ID	Activity Name	Original Duration	Start	Finish	24	2025				2026				2027				2028				
					Q3	Q4	Q1	Q2	Q3	Q4	Q1	Q2	Q3	Q4	Q1	Q2	Q3	Q4	Q1	Q2	Q3	
A17810	Vaughn Overhead Corrections - Grid Ceilings (Level 3 - Area A)	5	28-Aug-26	03-Sep-26																		■ Vaughn Overhead Corrections - Grid Ceilings (Level 3 - Area A)
A18280	Owner Overhead Inspection - Grid Ceilings (Level 3 - Area A)	1	04-Sep-26	04-Sep-26																		■ Owner Overhead Inspection - Grid Ceilings (Level 3 - Area A)
A18400	Owner Overhead Corrections - Grid Ceilings (Level 3 - Area A)	3	08-Sep-26	10-Sep-26																		■ Owner Overhead Corrections - Grid Ceilings (Level 3 - Area A)
A18690	Demountable Partitions Glazing (Level 3 - Area A)	3	11-Sep-26	15-Sep-26																		■ Demountable Partitions Glazing (Level 3 - Area A)
A21140	Millwork (Level 3 - Area A)	3	16-Oct-26	20-Oct-26																		■ Millwork (Level 3 - Area A)
A21680	Flooring (LVT / Sheet Vinyl / Carpet) (Level 3 - Area A)	5	28-Oct-26	03-Nov-26																		■ Flooring (LVT / Sheet Vinyl / Carpet) (Level 3 - Area A)
A22010	Final Paint (Level 3 - Area A)	5	02-Nov-26	06-Nov-26																		■ Final Paint (Level 3 - Area A)
A22230	Specialties (FE, Markerboards, Wall Protection) (Level 3 - Area A)	3	05-Nov-26	09-Nov-26																		■ Specialties (FE, Markerboards, Wall Protection) (Level 3 - Area A)
A22240	Wall Base (Level 3 - Area A)	3	05-Nov-26	09-Nov-26																		■ Wall Base (Level 3 - Area A)
A22250	Controls Wall Trim (Level 3 - Area A)	3	05-Nov-26	09-Nov-26																		■ Controls Wall Trim (Level 3 - Area A)
A22260	Security Wall Trim (Level 3 - Area A)	3	05-Nov-26	09-Nov-26																		■ Security Wall Trim (Level 3 - Area A)
A22270	AV Displays / Projectors / Wall Trim (Level 3 - Area A)	3	05-Nov-26	09-Nov-26																		■ AV Displays / Projectors / Wall Trim (Level 3 - Area A)
A22280	Data Wall Trim (Level 3 - Area A)	3	05-Nov-26	09-Nov-26																		■ Data Wall Trim (Level 3 - Area A)
A22290	Electrical Wall Trim (Level 3 - Area A)	3	05-Nov-26	09-Nov-26																		■ Electrical Wall Trim (Level 3 - Area A)
A22300	Fire Alarm Wall Trim (Level 3 - Area A)	3	05-Nov-26	09-Nov-26																		■ Fire Alarm Wall Trim (Level 3 - Area A)
A22310	Interior Signage (Level 3 - Area A)	3	05-Nov-26	09-Nov-26																		■ Interior Signage (Level 3 - Area A)
A22370	Drop Ceiling Tiles (Level 3 - Area A)	3	09-Nov-26	11-Nov-26																		■ Drop Ceiling Tiles (Level 3 - Area A)
LEVEL 3 - AREA A IDF ROOM		41	16-Apr-26	12-Jun-26																		■ 12-Jun-26, LEVEL 3 - AREA A IDF ROOM
A8190	Tape & Float (Level 3 Area A IDF Room)	1	16-Apr-26	16-Apr-26																		■ Tape & Float (Level 3 Area A IDF Room)
A8250	Plywood (Level 3 Area A IDF Room)	1	17-Apr-26	17-Apr-26																		■ Plywood (Level 3 Area A IDF Room)
A8400	Prime & First Coat Paint (Level 3 Area A IDF Room)	1	20-Apr-26	20-Apr-26																		■ Prime & First Coat Paint (Level 3 Area A IDF Room)
A8460	Surface Mount Electrical Rough-In (Level 3 Area A IDF Room)	2	21-Apr-26	22-Apr-26																		■ Surface Mount Electrical Rough-In (Level 3 Area A IDF Room)
A8690	Floor Prep & Seal Concrete (Level 3 Area A IDF Room)	2	23-Apr-26	24-Apr-26																		■ Floor Prep & Seal Concrete (Level 3 Area A IDF Room)
A8830	Racks (Level 3 Area A IDF Room)	2	27-Apr-26	28-Apr-26																		■ Racks (Level 3 Area A IDF Room)
A9100	Cable Management (Level 3 Area A IDF Room)	3	29-Apr-26	01-May-26																		■ Cable Management (Level 3 Area A IDF Room)
A9320	Electrical Power to Racks (Level 3 Area A IDF Room)	2	04-May-26	05-May-26																		■ Electrical Power to Racks (Level 3 Area A IDF Room)
A9480	Electrical Trim-Out (Level 3 Area A IDF Room)	2	06-May-26	07-May-26																		■ Electrical Trim-Out (Level 3 Area A IDF Room)
A9640	Low Voltage Trim-Out (Level 3 Area A IDF Room)	5	08-May-26	14-May-26																		■ Low Voltage Trim-Out (Level 3 Area A IDF Room)
A1010	Data Equipment (Level 3 Area A IDF Room)	3	15-May-26	19-May-26																		■ Data Equipment (Level 3 Area A IDF Room)
A1050	Terminate Cabling in Racks (Level 3 Area A IDF Room)	5	20-May-26	27-May-26																		■ Terminate Cabling in Racks (Level 3 Area A IDF Room)
A1100	Light Fixtures (Level 3 Area A IDF Room)	1	28-May-26	28-May-26																		■ Light Fixtures (Level 3 Area A IDF Room)
A1110	Fire Alarm Devices (Level 3 Area A IDF Room)	1	29-May-26	29-May-26																		■ Fire Alarm Devices (Level 3 Area A IDF Room)
A1120	Vaughn Overhead Inspection (Level 3 Area A IDF Room)	5	01-Jun-26	05-Jun-26																		■ Vaughn Overhead Inspection (Level 3 Area A IDF Room)
A1180	Vaughn Overhead Corrections (Level 3 Area A IDF Room)	1	08-Jun-26	08-Jun-26																		■ Vaughn Overhead Corrections (Level 3 Area A IDF Room)
A1190	Owner Overhead Inspection (Level 3 Area A IDF Room)	1	09-Jun-26	09-Jun-26																		■ Owner Overhead Inspection (Level 3 Area A IDF Room)
A1200	Owner Overhead Corrections (Level 3 Area A IDF Room)	2	10-Jun-26	11-Jun-26																		■ Owner Overhead Corrections (Level 3 Area A IDF Room)
A1220	Equipment Move-In & Connectivity (Level 3 Area A IDF Room)	1	12-Jun-26	12-Jun-26																		■ Equipment Move-In & Connectivity (Level 3 Area A IDF Room)
LEVEL 3 - AREA B		171	23-Mar-26	19-Nov-26																		■ 19-Nov-26, LEVEL 3 - AREA B
A6720	Layout / Control (Level 3 - Area B)	3	23-Mar-26	25-Mar-26																		■ Layout / Control (Level 3 - Area B)
A7040	MEP Hangers (Level 3 - Area B)	5	26-Mar-26	01-Apr-26																		■ MEP Hangers (Level 3 - Area B)
A7280	Frame & Top Out Priority Walls (Level 3 - Area B)	5	31-Mar-26	06-Apr-26																		■ Frame & Top Out Priority Walls (Level 3 - Area B)
A7640	Storm & Sanitary Overhead (Level 3 - Area B)	1	07-Apr-26	07-Apr-26																		■ Storm & Sanitary Overhead (Level 3 - Area B)
A7650	Fire Sprinkler Overhead Mains (Level 3 - Area B)	4	07-Apr-26	10-Apr-26																		■ Fire Sprinkler Overhead Mains (Level 3 - Area B)
A7740	Plumbing Water Overhead (Level 3 - Area B)	5	08-Apr-26	14-Apr-26																		■ Plumbing Water Overhead (Level 3 - Area B)
A7750	Duct Mains Overhead (Level 3 - Area B)	4	08-Apr-26	13-Apr-26																		■ Duct Mains Overhead (Level 3 - Area B)
A7860	Fire Sprinkler Overhead Branch (Level 3 - Area B)	5	09-Apr-26	15-Apr-26																		■ Fire Sprinkler Overhead Branch (Level 3 - Area B)
A8060	Test Duct Mains (Level 3 - Area B)	3	14-Apr-26	16-Apr-26																		■ Test Duct Mains (Level 3 - Area B)
A8070	VAV/FPB/FCU (Level 3 - Area B)	5	14-Apr-26	20-Apr-26																		■ VAV/FPB/FCU (Level 3 - Area B)

■ Actual Work
■ Critical Remaining Work
▼ Summary
■ Remaining Work
◆ Milestone

Activity ID	Activity Name	Original Duration	Start	Finish	24	2025				2026				2027				2028		
						Q3	Q4	Q1	Q2	Q3	Q4	Q1	Q2	Q3	Q4	Q1	Q2	Q3		
A8200	Frame / One Side / Set HM Frames (Level 3 - Area B)	8	16-Apr-26	27-Apr-26																
A8470	Duct Branch Overhead (Level 3 - Area B)	5	21-Apr-26	27-Apr-26																
A8480	In-Wall Plumbing (Level 3 - Area B)	10	21-Apr-26	04-May-26																
A8730	In-Wall Steel/ Lavatory Supports (Level 3 - Area B)	2	24-Apr-26	27-Apr-26																
A8930	Test Duct Branch (Level 3 - Area B)	3	28-Apr-26	30-Apr-26																
A8940	Hydronic Overhead (Level 3 - Area B)	6	29-Apr-26	06-May-26																
A9110	Electrical Overhead (Level 3 - Area B)	7	30-Apr-26	08-May-26																
A9380	Test In-Wall Plumbing (Level 3 - Area B)	2	05-May-26	06-May-26																
A9490	Test Hydronic Systems (Level 3 - Area B)	3	07-May-26	11-May-26																
A9650	Pull Electrical Feeders (Level 3 - Area B)	10	11-May-26	22-May-26																
A9660	Data / Security / FA Overhead Rough-In (Level 3 - Area B)	7	11-May-26	19-May-26																
A9670	Controls Overhead Rough-In (Level 3 - Area B)	7	11-May-26	19-May-26																
A9680	In-Wall Electrical (Level 3 - Area B)	10	11-May-26	22-May-26																
A10710	Pull In-Wall Electrical Wire (Level 3 - Area B)	5	26-May-26	01-Jun-26																
A10720	Data / Security / FA Rough-In (Level 3 - Area B)	5	26-May-26	01-Jun-26																
A10730	In-Wall Controls (Level 3 - Area B)	5	26-May-26	01-Jun-26																
A10920	Insulate In-Wall Plumbing (Level 3 - Area B)	7	28-May-26	05-Jun-26																
A11380	In-Wall Blocking (Level 3 - Area B)	5	03-Jun-26	09-Jun-26																
A11950	Vaughn In-Wall Inspection (Level 3 - Area B)	1	10-Jun-26	10-Jun-26																
A12080	Vaughn In-Wall Corrections (Level 3 - Area B)	5	11-Jun-26	17-Jun-26																
A12560	Owner In-Wal Inspection (Level 3 - Area B)	1	18-Jun-26	18-Jun-26																
A12660	Owner In-Wal Corrections (Level 3 - Area B)	3	19-Jun-26	23-Jun-26																
A14050	Insulate Hydronic Systems (Level 3 - Area B)	6	09-Jul-26	16-Jul-26																
A14230	Insulate Duct Mains (Level 3 - Area B)	6	13-Jul-26	20-Jul-26																
A14240	Frame Hard Ceilings (Level 3 - Area B)	5	14-Jul-26	20-Jul-26																
A14250	Insulate and Two Side Drywall Partitions (Level 3 - Area B)	5	14-Jul-26	20-Jul-26																
A14580	MEP Rough-In at Hard Ceilings (Level 3 - Area B)	5	17-Jul-26	23-Jul-26																
A14590	Tape & Float Drywall Partitions (Level 3 - Area B)	8	17-Jul-26	28-Jul-26																
A14900	Insulate Duct Branch (Level 3 - Area B)	7	21-Jul-26	29-Jul-26																
A15070	Cable Tray Overhead (Level 3 - Area B)	5	23-Jul-26	29-Jul-26																
A15080	Vaughn Overhead Inspection - Hard Ceilings - (Level 3 - Area B)	1	24-Jul-26	24-Jul-26																
A15220	Vaughn Overhead Corrections - Hard Ceilings (Level 3 - Area B)	5	27-Jul-26	31-Jul-26																
A15230	Fire & Acoustical Caulk Partitions (Level 3 - Area B)	5	27-Jul-26	31-Jul-26																
A15390	Prime & First Coat Paint Partitions (Level 3 - Area B)	5	29-Jul-26	04-Aug-26																
A15650	Pull Controls / Data / Security Cables (Level 3 - Area B)	5	30-Jul-26	05-Aug-26																
A15740	Owner Overhead Inspection - Hard Ceilings (Level 3 - Area B)	1	03-Aug-26	03-Aug-26																
A15820	Owner Overhead Corrections - Hard Ceilings (Level 3 - Area B)	3	04-Aug-26	06-Aug-26																
A16120	Cover Hard Ceilings (Level 3 - Area B)	5	07-Aug-26	13-Aug-26																
A16490	Tape & Float Hard Ceilings (Level 3 - Area B)	5	12-Aug-26	18-Aug-26																
A17010	Prime & First Coat Paint Hard Ceilings (Level 3 - Area B)	3	18-Aug-26	20-Aug-26																
A17150	Ceiling Grid (Level 3 - Area B)	5	19-Aug-26	25-Aug-26																
A17280	Electrical Ceiling Trim (Level 3 - Area B)	7	21-Aug-26	31-Aug-26																
A17290	HVAC Ceiling Trim (Level 3 - Area B)	7	21-Aug-26	31-Aug-26																
A17300	Fire Sprinkler Drops (Level 3 - Area B)	7	21-Aug-26	31-Aug-26																
A17310	Demountable Partitions Framing (Level 3 - Area B)	7	21-Aug-26	31-Aug-26																
A17700	Fire Alarm Ceiling Trim (Level 3 - Area B)	5	27-Aug-26	02-Sep-26																
A18040	AV Ceiling Trim (Level 3 - Area B)	2	01-Sep-26	02-Sep-26																
A18050	Doors & Hardware (Level 3 - Area B)	4	01-Sep-26	04-Sep-26																

█ Actual Work █ Critical Remaining Work Summary
█ Remaining Work ◆ Milestone

Activity ID	Activity Name	Original Duration	Start	Finish	24	2025				2026				2027				2028								
					Q3	Q4	Q1	Q2	Q3	Q4	Q1	Q2	Q3	Q4	Q1	Q2	Q3	Q4	Q1	Q2	Q3					
A18240	Vaughn Overhead Inspection - Grid Ceilings - (Level 3 - Area B)	1	03-Sep-26	03-Sep-26																						Vaughn Overhead Inspection - Grid Ceilings - (Level 3 - Area B)
A18290	Vaughn Overhead Corrections - Grid Ceilings (Level 3 - Area B)	5	04-Sep-26	11-Sep-26																						Vaughn Overhead Corrections - Grid Ceilings (Level 3 - Area B)
A18410	Interior Glazing (Level 3 - Area B)	3	08-Sep-26	10-Sep-26																						Interior Glazing (Level 3 - Area B)
A18790	Owner Overhead Inspection - Grid Ceilings (Level 3 - Area B)	1	14-Sep-26	14-Sep-26																						Owner Overhead Inspection - Grid Ceilings (Level 3 - Area B)
A18890	Owner Overhead Corrections - Grid Ceilings (Level 3 - Area B)	3	15-Sep-26	17-Sep-26																						Owner Overhead Corrections - Grid Ceilings (Level 3 - Area B)
A19170	Demountable Partitions Glazing (Level 3 - Area B)	3	18-Sep-26	22-Sep-26																						Demountable Partitions Glazing (Level 3 - Area B)
A21390	Millwork (Level 3 - Area B)	3	21-Oct-26	23-Oct-26																						Millwork (Level 3 - Area B)
A22080	Flooring (LVT / Sheet Vinyl / Carpet) (Level 3 - Area B)	6	04-Nov-26	11-Nov-26																						Flooring (LVT / Sheet Vinyl / Carpet) (Level 3 - Area B)
A22380	Final Paint (Level 3 - Area B)	5	10-Nov-26	16-Nov-26																						Final Paint (Level 3 - Area B)
A22490	Specialties (FE, Markerboards, Wall Protection) (Level 3 - Area B)	3	13-Nov-26	17-Nov-26																						Specialties (FE, Markerboards, Wall Protection) (Level 3 - Area B)
A22500	Wall Base (Level 3 - Area B)	3	13-Nov-26	17-Nov-26																						Wall Base (Level 3 - Area B)
A22510	Controls Wall Trim (Level 3 - Area B)	3	13-Nov-26	17-Nov-26																						Controls Wall Trim (Level 3 - Area B)
A22520	Security Wall Trim (Level 3 - Area B)	3	13-Nov-26	17-Nov-26																						Security Wall Trim (Level 3 - Area B)
A22530	AV Displays / Projectors / Wall Trim (Level 3 - Area B)	3	13-Nov-26	17-Nov-26																						AV Displays / Projectors / Wall Trim (Level 3 - Area B)
A22540	Data Wall Trim (Level 3 - Area B)	3	13-Nov-26	17-Nov-26																						Data Wall Trim (Level 3 - Area B)
A22550	Electrical Wall Trim (Level 3 - Area B)	3	13-Nov-26	17-Nov-26																						Electrical Wall Trim (Level 3 - Area B)
A22560	Fire Alarm Wall Trim (Level 3 - Area B)	3	13-Nov-26	17-Nov-26																						Fire Alarm Wall Trim (Level 3 - Area B)
A22570	Interior Signage (Level 3 - Area B)	3	13-Nov-26	17-Nov-26																						Interior Signage (Level 3 - Area B)
A22670	Drop Ceiling Tiles (Level 3 - Area B)	3	17-Nov-26	19-Nov-26																						Drop Ceiling Tiles (Level 3 - Area B)
LEVEL 3 - AREA B RESTROOM FINISHES		27	14-Aug-26	22-Sep-26																						22-Sep-26, LEVEL 3 - AREA B RESTROOM FINISHES
A167	Ceramic Tile (Level 3 - Area B Restrooms)	10	14-Aug-26	27-Aug-26																						Ceramic Tile (Level 3 - Area B Restrooms)
A178	Vanities (Level 3 - Area B Restrooms)	2	28-Aug-26	31-Aug-26																						Vanities (Level 3 - Area B Restrooms)
A180	Toilets and Urinals (Level 3 - Area B Restrooms)	5	01-Sep-26	08-Sep-26																						Toilets and Urinals (Level 3 - Area B Restrooms)
A184	Toilet Partitions (Level 3 - Area B Restrooms)	3	09-Sep-26	11-Sep-26																						Toilet Partitions (Level 3 - Area B Restrooms)
A184	Plumbing Fixtures (Level 3 - Area B Restrooms)	5	09-Sep-26	15-Sep-26																						Plumbing Fixtures (Level 3 - Area B Restrooms)
A189	Toilet Accessories (Level 3 - Area B Restrooms)	5	16-Sep-26	22-Sep-26																						Toilet Accessories (Level 3 - Area B Restrooms)
A192	Mirrors (Level 3 - Area B Restrooms)	2	21-Sep-26	22-Sep-26																						Mirrors (Level 3 - Area B Restrooms)
LEVEL 3 - AREA B ELECTRICAL ROOM		58	28-Apr-26	20-Jul-26																						20-Jul-26, LEVEL 3 - AREA B ELECTRICAL ROOM
A8950	Tape & Float Drywall Partitions (Level 3 Area B Electrical Room)	3	28-Apr-26	30-Apr-26																						Tape & Float Drywall Partitions (Level 3 Area B Electrical Room)
A9240	Paint Walls (Level 3 Area B Electrical Room)	1	01-May-26	01-May-26																						Paint Walls (Level 3 Area B Electrical Room)
A9340	Housekeeping Pads (Level 3 Area B Electrical Room)	3	04-May-26	06-May-26																						Housekeeping Pads (Level 3 Area B Electrical Room)
A9350	Overhead Conduit (Level 3 Area B Electrical Room)	10	04-May-26	15-May-26																						Overhead Conduit (Level 3 Area B Electrical Room)
A103	Set Pad Mounted Transformers (Level 3 Area B Electrical Room)	1	18-May-26	18-May-26																						Set Pad Mounted Transformers (Level 3 Area B Electrical Room)
A104	Electrical Panels (Level 3 Area B Electrical Room)	5	19-May-26	26-May-26																						Electrical Panels (Level 3 Area B Electrical Room)
A109	Electrical Plenums (Level 3 Area B Electrical Room)	5	27-May-26	02-Jun-26																						Electrical Plenums (Level 3 Area B Electrical Room)
A115	Pull Wire to Electrical Panels (Level 3 Area B Electrical Room)	10	03-Jun-26	16-Jun-26																						Pull Wire to Electrical Panels (Level 3 Area B Electrical Room)
A125	Panel Termination (Level 3 Area B Electrical Room)	10	17-Jun-26	30-Jun-26																						Panel Termination (Level 3 Area B Electrical Room)
A136	Functional Testing by Manufacturer (Level 3 Area B Electrical Room)	1	01-Jul-26	01-Jul-26																						Functional Testing by Manufacturer (Level 3 Area B Electrical Room)
A137	Normal Power Online (Level 3 Area B Electrical Room)	2	02-Jul-26	06-Jul-26																						Normal Power Online (Level 3 Area B Electrical Room)
A139	Test Electrical Distribution (Level 3 Area B Electrical Room)	10	07-Jul-26	20-Jul-26																						Test Electrical Distribution (Level 3 Area B Electrical Room)
LEVEL 3 - AREA C		172	27-Mar-26	30-Nov-26																						30-Nov-26, LEVEL 3 - AREA C
A7080	Layout / Control (Level 3 - Area C)	3	27-Mar-26	31-Mar-26																						Layout / Control (Level 3 - Area C)
A7370	MEP Hangers (Level 3 - Area C)	5	01-Apr-26	07-Apr-26																						MEP Hangers (Level 3 - Area C)
A7660	Frame & Top Out Priority Walls (Level 3 - Area C)	5	07-Apr-26	13-Apr-26																						Frame & Top Out Priority Walls (Level 3 - Area C)
A8080	Storm & Sanitary Overhead (Level 3 - Area C)	4	14-Apr-26	17-Apr-26																						Storm & Sanitary Overhead (Level 3 - Area C)
A8090	Fire Sprinkler Overhead Mains (Level 3 - Area C)	4	14-Apr-26	17-Apr-26																						Fire Sprinkler Overhead Mains (Level 3 - Area C)
A8210	Fire Sprinkler Overhead Branch (Level 3 - Area C)	5	16-Apr-26	22-Apr-26																						Fire Sprinkler Overhead Branch (Level 3 - Area C)
A8490	Duct Mains Overhead (Level 3 - Area C)	4	21-Apr-26	24-Apr-26																						Duct Mains Overhead (Level 3 - Area C)

Actual Work
 Critical Remaining Work
 Summary
 Remaining Work
 Milestone

Activity ID	Activity Name	Original Duration	Start	Finish	24	2025				2026				2027				2028			
					Q3	Q4	Q1	Q2	Q3	Q4	Q1	Q2	Q3	Q4	Q1	Q2	Q3	Q4	Q1	Q2	Q3
A18800	Vaughn Overhead Corrections - Grid Ceilings (Level 3 - Area C)	5	14-Sep-26	18-Sep-26																	
A18900	Interior Glazing (Level 3 - Area C)	3	15-Sep-26	17-Sep-26																	
A19250	Owner Overhead Inspection - Grid Ceilings (Level 3 - Area C)	1	21-Sep-26	21-Sep-26																	
A19330	Owner Overhead Corrections - Grid Ceilings (Level 3 - Area C)	3	22-Sep-26	24-Sep-26																	
A19540	Demountable Partitions Glazing (Level 3 - Area C)	3	25-Sep-26	29-Sep-26																	
A21620	Millwork (Level 3 - Area C)	3	26-Oct-26	28-Oct-26																	
A22470	Flooring (LVT / Sheet Vinyl / Carpet) (Level 3 - Area C)	5	12-Nov-26	18-Nov-26																	
A22680	Final Paint (Level 3 - Area C)	5	17-Nov-26	23-Nov-26																	
A22760	Specialties (FE, Markerboards, Wall Protection) (Level 3 - Area C)	3	20-Nov-26	24-Nov-26																	
A22770	Wall Base (Level 3 - Area C)	3	20-Nov-26	24-Nov-26																	
A22780	Controls Wall Trim (Level 3 - Area C)	3	20-Nov-26	24-Nov-26																	
A22790	Security Wall Trim (Level 3 - Area C)	3	20-Nov-26	24-Nov-26																	
A22800	AV Displays / Projectors / Wall Trim (Level 3 - Area C)	3	20-Nov-26	24-Nov-26																	
A22810	Data Wall Trim (Level 3 - Area C)	3	20-Nov-26	24-Nov-26																	
A22820	Electrical Wall Trim (Level 3 - Area C)	3	20-Nov-26	24-Nov-26																	
A22830	Fire Alarm Wall Trim (Level 3 - Area C)	3	20-Nov-26	24-Nov-26																	
A22840	Interior Signage (Level 3 - Area C)	3	20-Nov-26	24-Nov-26																	
A22880	Drop Ceiling Tiles (Level 3 - Area C)	3	24-Nov-26	30-Nov-26																	
LEVEL 3 - AREA D		175	31-Mar-26	07-Dec-26																	
A7290	Layout / Control (Level 3 - Area D)	3	31-Mar-26	02-Apr-26																	
A7500	MEP Hangers (Level 3 - Area D)	5	03-Apr-26	09-Apr-26																	
A8100	Frame & Top Out Priority Walls (Level 3 - Area D)	5	14-Apr-26	20-Apr-26																	
A8500	Storm & Sanitary Overhead (Level 3 - Area D)	1	21-Apr-26	21-Apr-26																	
A8510	Fire Sprinkler Overhead Mains (Level 3 - Area D)	4	21-Apr-26	24-Apr-26																	
A8620	Plumbing Water Overhead (Level 3 - Area D)	7	22-Apr-26	30-Apr-26																	
A8710	Fire Sprinkler Overhead Branch (Level 3 - Area D)	5	23-Apr-26	29-Apr-26																	
A8860	Duct Mains Overhead (Level 3 - Area D)	4	27-Apr-26	30-Apr-26																	
A9150	Frame / One Side / Set HM Frames (Level 3 - Area D)	5	30-Apr-26	06-May-26																	
A9210	Test Duct Mains (Level 3 - Area D)	3	01-May-26	05-May-26																	
A9220	VAV/FPB/FCU (Level 3 - Area D)	5	01-May-26	07-May-26																	
A9230	In-Wall Plumbing (Level 3 - Area D)	10	01-May-26	14-May-26																	
A9390	In-Wall Steel / Lavatory Supports (Level 3 - Area D)	2	05-May-26	06-May-26																	
A9700	Duct Branch Overhead (Level 3 - Area D)	5	08-May-26	14-May-26																	
A9760	Hydronic Overhead (Level 3 - Area D)	6	12-May-26	19-May-26																	
A10200	Test Duct Branch (Level 3 - Area D)	3	15-May-26	19-May-26																	
A10210	Test In-Wall Plumbing (Level 3 - Area D)	2	15-May-26	18-May-26																	
A10400	Test Hydronic Systems (Level 3 - Area D)	3	20-May-26	22-May-26																	
A10410	Electrical Overhead (Level 3 - Area D)	7	20-May-26	29-May-26																	
A11160	Pull Electrical Feeders (Level 3 - Area D)	10	01-Jun-26	12-Jun-26																	
A11170	Data / Security / FA Overhead Rough-In (Level 3 - Area D)	7	01-Jun-26	09-Jun-26																	
A11180	Controls Overhead Rough-In (Level 3 - Area D)	7	01-Jun-26	09-Jun-26																	
A11190	In-Wall Electrical (Level 3 - Area D)	10	01-Jun-26	12-Jun-26																	
A11700	Insulate In-Wall Plumbing (Level 3 - Area D)	7	08-Jun-26	16-Jun-26																	
A12270	Pull In-Wall Electrical Wire (Level 3 - Area D)	5	15-Jun-26	19-Jun-26																	
A12280	Data / Security / FA Rough-In (Level 3 - Area D)	5	15-Jun-26	19-Jun-26																	
A12290	In-Wall Controls (Level 3 - Area D)	5	15-Jun-26	19-Jun-26																	
A12800	In-Wall Blocking (Level 3 - Area D)	5	22-Jun-26	26-Jun-26																	
A13220	Vaughn In-Wall Inspection (Level 3 - Area D)	1	29-Jun-26	29-Jun-26																	

█ Actual Work
█ Critical Remaining Work
▀ Summary
█ Remaining Work
◆ Milestone

Activity Name	Original Duration	Start	Finish	2024				2025				2026				2027				2028						
				Q3	Q4	Q1	Q2	Q3	Q4	Q1	Q2	Q3	Q4	Q1	Q2	Q3	Q4	Q1	Q2	Q3						
A13330 Vaughn In-Wall Corrections (Level 3 - Area D)	5	30-Jun-26	07-Jul-26																							
A13910 Owner In-Wal Inspection (Level 3 - Area D)	1	08-Jul-26	08-Jul-26																							
A14060 Owner In-Wal Corrections (Level 3 - Area D)	3	09-Jul-26	13-Jul-26																							
A14990 Insulate Hydronic Systems (Level 3 - Area D)	6	22-Jul-26	29-Jul-26																							
A15310 Frame Hard Ceilings (Level 3 - Area D)	5	28-Jul-26	03-Aug-26																							
A15320 Insulate and Two Side Drywall Partitions (Level 3 - Area D)	5	28-Jul-26	03-Aug-26																							
A15460 Insulate Duct Mains (Level 3 - Area D)	6	29-Jul-26	05-Aug-26																							
A15670 MEP Rough-In at Hard Ceilings (Level 3 - Area D)	5	31-Jul-26	06-Aug-26																							
A15680 Tape & Float Drywall Partitions (Level 3 - Area D)	8	31-Jul-26	11-Aug-26																							
A16130 Insulate Duct Branch (Level 3 - Area D)	7	06-Aug-26	14-Aug-26																							
A16140 Vaughn Overhead Inspection - Hard Ceilings - (Level 3 - Area D)	1	07-Aug-26	07-Aug-26																							
A16440 Cable Tray Overhead (Level 3 - Area D)	5	10-Aug-26	14-Aug-26																							
A16290 Vaughn Overhead Corrections - Hard Ceilings (Level 3 - Area D)	5	10-Aug-26	14-Aug-26																							
A16300 Fire & Acoustical Caulk Partitions (Level 3 - Area D)	5	10-Aug-26	14-Aug-26																							
A16500 Prime & First Coat Paint Partitions (Level 3 - Area D)	5	12-Aug-26	18-Aug-26																							
A16870 Owner Overhead Inspection - Hard Ceilings (Level 3 - Area D)	1	17-Aug-26	17-Aug-26																							
A17030 Pull Controls / Data / Security Cables (Level 3 - Area D)	5	17-Aug-26	21-Aug-26																							
A17020 Owner Overhead Corrections - Hard Ceilings (Level 3 - Area D)	3	18-Aug-26	20-Aug-26																							
A17320 Cover Hard Ceilings (Level 3 - Area D)	5	21-Aug-26	27-Aug-26																							
A17600 Tape & Float Hard Ceilings (Level 3 - Area D)	5	26-Aug-26	01-Sep-26																							
A18060 Prime & First Coat Paint Hard Ceilings (Level 3 - Area D)	3	01-Sep-26	03-Sep-26																							
A18140 Ceiling Grid (Level 3 - Area D)	5	02-Sep-26	09-Sep-26																							
A18300 Electrical Ceiling Trim (Level 3 - Area D)	7	04-Sep-26	15-Sep-26																							
A18310 HVAC Ceiling Trim (Level 3 - Area D)	7	04-Sep-26	15-Sep-26																							
A18320 Fire Sprinkler Drops (Level 3 - Area D)	7	04-Sep-26	15-Sep-26																							
A18330 Demountable Partitions Framing (Level 3 - Area D)	7	04-Sep-26	15-Sep-26																							
A18730 Fire Alarm Ceiling Trim (Level 3 - Area D)	5	11-Sep-26	17-Sep-26																							
A18980 AV Ceiling Trim (Level 3 - Area D)	2	16-Sep-26	17-Sep-26																							
A18990 Doors & Hardware (Level 3 - Area D)	2	16-Sep-26	17-Sep-26																							
A19180 Vaughn Overhead Inspection - Grid Ceilings - (Level 3 - Area D)	1	18-Sep-26	18-Sep-26																							
A19190 Interior Glazing (Level 3 - Area D)	3	18-Sep-26	22-Sep-26																							
A19260 Vaughn Overhead Corrections - Grid Ceilings (Level 3 - Area D)	5	21-Sep-26	25-Sep-26																							
A19680 Owner Overhead Inspection - Grid Ceilings (Level 3 - Area D)	1	28-Sep-26	28-Sep-26																							
A19890 Owner Overhead Corrections - Grid Ceilings (Level 3 - Area D)	3	29-Sep-26	01-Oct-26																							
A20110 Demountable Partitions Glazing (Level 3 - Area D)	3	02-Oct-26	06-Oct-26																							
A21890 Millwork (Level 3 - Area D)	3	29-Oct-26	02-Nov-26																							
A22720 Flooring (LVT / Sheet Vinyl / Carpet) (Level 3 - Area D)	5	19-Nov-26	25-Nov-26																							
A22890 Final Paint (Level 3 - Area D)	5	24-Nov-26	02-Dec-26																							
A22960 Specialties (FE, Markerboards, Wall Protection) (Level 3 - Area D)	3	01-Dec-26	03-Dec-26																							
A22970 Wall Base (Level 3 - Area D)	3	01-Dec-26	03-Dec-26																							
A22980 Controls Wall Trim (Level 3 - Area D)	3	01-Dec-26	03-Dec-26																							
A22990 Security Wall Trim (Level 3 - Area D)	3	01-Dec-26	03-Dec-26																							
A23000 AV Displays / Projectors / Wall Trim (Level 3 - Area D)	3	01-Dec-26	03-Dec-26																							
A23010 Data Wall Trim (Level 3 - Area D)	3	01-Dec-26	03-Dec-26																							
A23020 Electrical Wall Trim (Level 3 - Area D)	3	01-Dec-26	03-Dec-26																							
A23030 Fire Alarm Wall Trim (Level 3 - Area D)	3	01-Dec-26	03-Dec-26																							
A23040 Interior Signage (Level 3 - Area D)	3	01-Dec-26	03-Dec-26																							
A23170 Drop Ceiling Tiles (Level 3 - Area D)	3	03-Dec-26	07-Dec-26																							

Actual Work
 Critical Remaining Work
 Summary

 Remaining Work
 Milestone

Activity ID	Activity Name	Original Duration	Start	Finish	2024				2025				2026				2027				2028			
					Q3	Q4	Q1	Q2	Q3	Q4	Q1	Q2	Q3	Q4	Q1	Q2	Q3	Q4	Q1	Q2	Q3			
LEVEL 3 - AREA D ELECTRICAL ROOM		58	07-May-26	29-Jul-26																				
A9560	Tape & Float Drywall Partitions (Level 3 Area D Electrical Room)	3	07-May-26	11-May-26																				
A9840	Paint Walls (Level 3 Area D Electrical Room)	1	12-May-26	12-May-26																				
A1001	Housekeeping Pads (Level 3 Area D Electrical Room)	3	13-May-26	15-May-26																				
A100	Overhead Conduit (Level 3 Area D Electrical Room)	10	13-May-26	27-May-26																				
A110	Set Pad Mounted Transformers (Level 3 Area D Electrical Room)	1	28-May-26	28-May-26																				
A112	Electrical Panels (Level 3 Area D Electrical Room)	5	29-May-26	04-Jun-26																				
A117	Electrical Plenums (Level 3 Area D Electrical Room)	5	05-Jun-26	11-Jun-26																				
A123	Pull Wire to Electrical Panels (Level 3 Area D Electrical Room)	10	12-Jun-26	25-Jun-26																				
A132	Panel Termination (Level 3 Area D Electrical Room)	10	26-Jun-26	10-Jul-26																				
A143	Functional Testing by Manufacturer (Level 3 Area D Electrical Room)	1	13-Jul-26	13-Jul-26																				
A144	Normal Power Online (Level 3 Area D Electrical Room)	2	14-Jul-26	15-Jul-26																				
A1471	Test Electrical Distribution (Level 3 Area D Electrical Room)	10	16-Jul-26	29-Jul-26																				
LEVEL 3 - AREA D IDF ROOM		41	07-May-26	06-Jul-26																				
A9550	Tape & Float (Level 3 Area D IDF Room)	1	07-May-26	07-May-26																				
A9710	Plywood (Level 3 Area D IDF Room)	1	08-May-26	08-May-26																				
A9770	Prime & First Coat Paint (Level 3 Area D IDF Room)	1	11-May-26	11-May-26																				
A9830	Surface Mount Electrical Rough-In (Level 3 Area D IDF Room)	2	12-May-26	13-May-26																				
A1001	Floor Prep & Seal Concrete (Level 3 Area D IDF Room)	2	14-May-26	15-May-26																				
A1031	Racks (Level 3 Area D IDF Room)	2	18-May-26	19-May-26																				
A1051	Cable Management (Level 3 Area D IDF Room)	3	20-May-26	22-May-26																				
A108	Electrical Power to Racks (Level 3 Area D IDF Room)	2	26-May-26	27-May-26																				
A110	Electrical Trim-Out (Level 3 Area D IDF Room)	2	28-May-26	29-May-26																				
A1131	Low Voltage Trim-Out (Level 3 Area D IDF Room)	5	01-Jun-26	05-Jun-26																				
A118	Data Equipment (Level 3 Area D IDF Room)	3	08-Jun-26	10-Jun-26																				
A122	Terminate Cabling in Racks (Level 3 Area D IDF Room)	5	11-Jun-26	17-Jun-26																				
A1261	Light Fixtures (Level 3 Area D IDF Room)	1	18-Jun-26	18-Jun-26																				
A128	Fire Alarm Devices (Level 3 Area D IDF Room)	1	19-Jun-26	19-Jun-26																				
A1281	Vaughn Overhead Inspection (Level 3 Area D IDF Room)	5	22-Jun-26	26-Jun-26																				
A133	Vaughn Overhead Corrections (Level 3 Area D IDF Room)	1	29-Jun-26	29-Jun-26																				
A135	Owner Overhead Inspection (Level 3 Area D IDF Room)	1	30-Jun-26	30-Jun-26																				
A136	Owner Overhead Corrections (Level 3 Area D IDF Room)	2	01-Jul-26	02-Jul-26																				
A1381	Equipment Move-In & Connectivity (Level 3 Area D IDF Room)	1	06-Jul-26	06-Jul-26																				
LEVEL 3 - AREA D RESTROOM FINISHES		27	04-Sep-26	13-Oct-26																				
A183	Ceramic Tile (Level 3 - Area D Restrooms)	10	04-Sep-26	18-Sep-26																				
A192	Vanities (Level 3 - Area D Restrooms)	2	21-Sep-26	22-Sep-26																				
A193	Toilets and Urinals (Level 3 - Area D Restrooms)	5	23-Sep-26	29-Sep-26																				
A199	Toilet Partitions (Level 3 - Area D Restrooms)	3	30-Sep-26	02-Oct-26																				
A1991	Plumbing Fixtures (Level 3 - Area D Restrooms)	5	30-Sep-26	06-Oct-26																				
A203	Toilet Accessories (Level 3 - Area D Restrooms)	5	07-Oct-26	13-Oct-26																				
A207	Mirrors (Level 3 - Area D Restrooms)	2	12-Oct-26	13-Oct-26																				
LEVEL 3 - EAST CORRIDOR FINISHES		42	10-Sep-26	06-Nov-26																				
A18570	Ceiling Grid (Level 3 - East Corridors)	4	10-Sep-26	15-Sep-26																				
A18700	HVAC Ceiling Trim (Level 3 - East Corridors)	7	11-Sep-26	21-Sep-26																				
A18710	Fire Sprinkler Drops (Level 3 - East Corridors)	7	11-Sep-26	21-Sep-26																				
A18880	Electrical Ceiling Trim (Level 3 - East Corridors)	5	15-Sep-26	21-Sep-26																				
A19080	Fire Alarm Ceiling Trim (Level 3 - East Corridors)	5	17-Sep-26	23-Sep-26																				
A19320	AV Ceiling Trim (Level 3 - East Corridors)	2	22-Sep-26	23-Sep-26																				

█ Actual Work
█ Critical Remaining Work
▾ Summary
█ Remaining Work
◆ Milestone

Activity ID	Activity Name	Original Duration	Start	Finish	2024				2025				2026				2027				2028					
					Q3	Q4	Q1	Q2	Q3	Q4	Q1	Q2	Q3	Q4	Q1	Q2	Q3	Q4	Q1	Q2	Q3					
A19470	Vaughn Overhead Inspection - Grid Ceilings - (Level 3 - East Corridors)	1	24-Sep-26	24-Sep-26																						Vaughn Overhead Inspection - Grid Ceilings - (Level 3 - East Corridors)
A19530	Vaughn Overhead Corrections (Level 3 - East Corridors)	5	25-Sep-26	01-Oct-26																						Vaughn Overhead Corrections (Level 3 - East Corridors)
A20100	Owner Overhead Inspection (Level 3 - East Corridors)	1	02-Oct-26	02-Oct-26																						Owner Overhead Inspection (Level 3 - East Corridors)
A20180	Owner Overhead Corrections (Level 3 - East Corridors)	3	05-Oct-26	07-Oct-26																						Owner Overhead Corrections (Level 3 - East Corridors)
A20440	Terrazzo (Level 3 - East Corridors)	12	08-Oct-26	23-Oct-26																						Terrazzo (Level 3 - East Corridors)
A21490	Final Paint (Level 3 - East Corridors)	5	26-Oct-26	30-Oct-26																						Final Paint (Level 3 - East Corridors)
A21690	Specialties (FE, Markerboards, Wall Protection) (Level 3 - East Corridors)	3	29-Oct-26	02-Nov-26																						Specialties (FE, Markerboards, Wall Protection) (Level 3 - East Corridors)
A21700	Wall Base (Level 3 - East Corridors)	3	29-Oct-26	02-Nov-26																						Wall Base (Level 3 - East Corridors)
A21710	Controls Wall Trim (Level 3 - East Corridors)	3	29-Oct-26	02-Nov-26																						Controls Wall Trim (Level 3 - East Corridors)
A21720	Security Wall Trim (Level 3 - East Corridors)	3	29-Oct-26	02-Nov-26																						Security Wall Trim (Level 3 - East Corridors)
A21730	AV Displays / Projectors / Wall Trim (Level 3 - East Corridors)	3	29-Oct-26	02-Nov-26																						AV Displays / Projectors / Wall Trim (Level 3 - East Corridors)
A21740	Data Wall Trim (Level 3 - East Corridors)	3	29-Oct-26	02-Nov-26																						Data Wall Trim (Level 3 - East Corridors)
A21750	Electrical Wall Trim (Level 3 - East Corridors)	3	29-Oct-26	02-Nov-26																						Electrical Wall Trim (Level 3 - East Corridors)
A21760	Fire Alarm Wall Trim (Level 3 - East Corridors)	3	29-Oct-26	02-Nov-26																						Fire Alarm Wall Trim (Level 3 - East Corridors)
A22020	Drop Ceiling Tile (Level 3 - East Corridors)	2	03-Nov-26	04-Nov-26																						Drop Ceiling Tile (Level 3 - East Corridors)
A22070	Interior Signage (Level 3 - East Corridors)	2	05-Nov-26	06-Nov-26																						Interior Signage (Level 3 - East Corridors)
LEVEL 3 - WEST CORRIDOR FINISHES		50	16-Sep-26	24-Nov-26																						24-Nov-26, LEVEL 3 - WEST CORRIDOR FINISHES
A19000	Ceiling Grid (Level 3 - West Corridors)	4	16-Sep-26	21-Sep-26																						Ceiling Grid (Level 3 - West Corridors)
A19090	Electrical Ceiling Trim (Level 3 - West Corridors)	7	17-Sep-26	25-Sep-26																						Electrical Ceiling Trim (Level 3 - West Corridors)
A19100	HVAC Ceiling Trim (Level 3 - West Corridors)	7	17-Sep-26	25-Sep-26																						HVAC Ceiling Trim (Level 3 - West Corridors)
A19110	Fire Sprinkler Drops (Level 3 - West Corridors)	7	17-Sep-26	25-Sep-26																						Fire Sprinkler Drops (Level 3 - West Corridors)
A19380	Fire Alarm Ceiling Trim (Level 3 - West Corridors)	5	23-Sep-26	29-Sep-26																						Fire Alarm Ceiling Trim (Level 3 - West Corridors)
A19690	AV Ceiling Trim (Level 3 - West Corridors)	2	28-Sep-26	29-Sep-26																						AV Ceiling Trim (Level 3 - West Corridors)
A19930	Vaughn Overhead Inspection - Grid Ceilings - (Level 3 - West Corridors)	1	30-Sep-26	30-Sep-26																						Vaughn Overhead Inspection - Grid Ceilings - (Level 3 - West Corridors)
A20030	Vaughn Overhead Corrections (Level 3 - West Corridors)	5	01-Oct-26	07-Oct-26																						Vaughn Overhead Corrections (Level 3 - West Corridors)
A20450	Owner Overhead Inspection (Level 3 - West Corridors)	1	08-Oct-26	08-Oct-26																						Owner Overhead Inspection (Level 3 - West Corridors)
A20550	Owner Overhead Corrections (Level 3 - West Corridors)	3	09-Oct-26	13-Oct-26																						Owner Overhead Corrections (Level 3 - West Corridors)
A21500	Terrazzo (Level 3 - West Corridors)	12	26-Oct-26	10-Nov-26																						Terrazzo (Level 3 - West Corridors)
A22390	Final Paint (Level 3 - West Corridors)	5	11-Nov-26	17-Nov-26																						Final Paint (Level 3 - West Corridors)
A22580	Specialties (FE, Markerboards, Wall Protection) (Level 3 - West Corridors)	3	16-Nov-26	18-Nov-26																						Specialties (FE, Markerboards, Wall Protection) (Level 3 - West Corridors)
A22590	Wall Base (Level 3 - West Corridors)	3	16-Nov-26	18-Nov-26																						Wall Base (Level 3 - West Corridors)
A22600	Controls Wall Trim (Level 3 - West Corridors)	3	16-Nov-26	18-Nov-26																						Controls Wall Trim (Level 3 - West Corridors)
A22610	Security Wall Trim (Level 3 - West Corridors)	3	16-Nov-26	18-Nov-26																						Security Wall Trim (Level 3 - West Corridors)
A22620	AV Displays / Projectors / Wall Trim (Level 3 - West Corridors)	3	16-Nov-26	18-Nov-26																						AV Displays / Projectors / Wall Trim (Level 3 - West Corridors)
A22630	Data Wall Trim (Level 3 - West Corridors)	3	16-Nov-26	18-Nov-26																						Data Wall Trim (Level 3 - West Corridors)
A22640	Electrical Wall Trim (Level 3 - West Corridors)	3	16-Nov-26	18-Nov-26																						Electrical Wall Trim (Level 3 - West Corridors)
A22650	Fire Alarm Wall Trim (Level 3 - West Corridors)	3	16-Nov-26	18-Nov-26																						Fire Alarm Wall Trim (Level 3 - West Corridors)
A22700	Drop Ceiling Tile (Level 3 - West Corridors)	2	19-Nov-26	20-Nov-26																						Drop Ceiling Tile (Level 3 - West Corridors)
A22850	Interior Signage (Level 3 - West Corridors)	2	23-Nov-26	24-Nov-26																						Interior Signage (Level 3 - West Corridors)
LEVEL 4		190	02-Apr-26	04-Jan-27																						04-Jan-27, LEVEL 4
LEVEL 4 - AREA A		173	02-Apr-26	07-Dec-26																						07-Dec-26, LEVEL 4 - AREA A
A7440	Layout / Control (Level 4 - Area A)	3	02-Apr-26	06-Apr-26																						Layout / Control (Level 4 - Area A)
A7670	MEP Hangers (Level 4 - Area A)	5	07-Apr-26	13-Apr-26																						MEP Hangers (Level 4 - Area A)
A8520	Frame & Top Out Priority Walls (Level 4 - Area A)	5	21-Apr-26	27-Apr-26																						Frame & Top Out Priority Walls (Level 4 - Area A)
A8960	Storm & Sanitary Overhead (Level 4 - Area A)	10	28-Apr-26	11-May-26																						Storm & Sanitary Overhead (Level 4 - Area A)
A8970	Fire Sprinkler Overhead Mains (Level 4 - Area A)	4	28-Apr-26	01-May-26																						Fire Sprinkler Overhead Mains (Level 4 - Area A)
A9160	Fire Sprinkler Overhead Branch (Level 4 - Area A)	5	30-Apr-26	06-May-26																						Fire Sprinkler Overhead Branch (Level 4 - Area A)
A9400	Duct Mains Overhead (Level 4 - Area A)	4	05-May-26	08-May-26																						Duct Mains Overhead (Level 4 - Area A)

 Actual Work
  Critical Remaining Work
  Summary
 Remaining Work
 Milestone

Activity ID	Activity Name	Original Duration	Start	Finish	24	2025				2026				2027				2028		
						Q3	Q4	Q1	Q2	Q3	Q4	Q1	Q2	Q3	Q4	Q1	Q2	Q3		
A9570	Frame / One Side / Set HM Frames (Level 4 - Area A)	5	07-May-26	13-May-26								█	█							
A9780	Test Duct Mains (Level 4 - Area A)	3	11-May-26	13-May-26								█	█							
A9790	VAV/FPB/FCU (Level 4 - Area A)	5	11-May-26	15-May-26								█	█							
A9850	In-Wall Steel/ Lavatory Supports (Level 4 - Area A)	2	12-May-26	13-May-26								█	█							
A10320	Duct Branch Overhead (Level 4 - Area A)	5	18-May-26	22-May-26								█	█							
A10430	Hydronic Overhead (Level 4 - Area A)	6	20-May-26	28-May-26								█	█							
A10850	Test Duct Branch (Level 4 - Area A)	3	26-May-26	28-May-26								█	█							
A11030	Test Hydronic Systems (Level 4 - Area A)	3	29-May-26	02-Jun-26								█	█							
A11210	Electrical Overhead (Level 4 - Area A)	7	01-Jun-26	09-Jun-26								█	█							
A11960	Pull Electrical Feeders (Level 4 - Area A)	10	10-Jun-26	23-Jun-26								█	█							
A11970	Data / Security / FA Overhead Rough-In (Level 4 - Area A)	7	10-Jun-26	18-Jun-26								█	█							
A11980	Controls Overhead Rough-In (Level 4 - Area A)	7	10-Jun-26	18-Jun-26								█	█							
A11990	In-Wall Electrical (Level 4 - Area A)	10	10-Jun-26	23-Jun-26								█	█							
A12960	Pull In-Wall Electrical Wire (Level 4 - Area A)	5	24-Jun-26	30-Jun-26								█	█							
A12970	Data / Security / FA Rough-In (Level 4 - Area A)	5	24-Jun-26	30-Jun-26								█	█							
A12980	In-Wall Controls (Level 4 - Area A)	5	24-Jun-26	30-Jun-26								█	█							
A13520	In-Wall Blocking (Level 4 - Area A)	5	01-Jul-26	08-Jul-26								█	█							
A14070	Vaughn In-Wall Inspection (Level 4 - Area A)	1	09-Jul-26	09-Jul-26								█	█							
A14140	Vaughn In-Wall Corrections (Level 4 - Area A)	5	10-Jul-26	16-Jul-26								█	█							
A14710	Owner In-Wall Inspection (Level 4 - Area A)	1	17-Jul-26	17-Jul-26								█	█							
A14820	Owner In-Wall Corrections (Level 4 - Area A)	3	20-Jul-26	22-Jul-26								█	█							
A15330	Insulate and Two Side Drywall Partitions (Level 4 - Area A)	5	28-Jul-26	03-Aug-26								█	█							
A15690	Insulate Hydronic Systems (Level 4 - Area A)	6	30-Jul-26	06-Aug-26								█	█							
A15700	Tape & Float Drywall Partitions (Level 4 - Area A)	8	31-Jul-26	11-Aug-26								█	█							
A15830	Frame Hard Ceilings (Level 4 - Area A)	5	04-Aug-26	10-Aug-26								█	█							
A16150	Insulate Duct Mains (Level 4 - Area A)	6	06-Aug-26	13-Aug-26								█	█							
A16160	MEP Rough-In at Hard Ceilings (Level 4 - Area A)	5	07-Aug-26	13-Aug-26								█	█							
A16310	Fire & Acoustical Caulk Partitions (Level 4 - Area A)	5	10-Aug-26	14-Aug-26								█	█							
A16510	Prime & First Coat Paint Partitions (Level 4 - Area A)	5	12-Aug-26	18-Aug-26								█	█							
A16880	Insulate Duct Branch (Level 4 - Area A)	7	14-Aug-26	24-Aug-26								█	█							
A16800	Vaughn Overhead Inspection - Hard Ceilings - (Level 4 - Area A)	1	14-Aug-26	14-Aug-26								█	█							
A16890	Vaughn Overhead Corrections - Hard Ceilings (Level 4 - Area A)	5	17-Aug-26	21-Aug-26								█	█							
A17170	Cable Tray Overhead (Level 4 - Area A)	5	18-Aug-26	24-Aug-26								█	█							
A17420	Owner Overhead Inspection - Hard Ceilings (Level 4 - Area A)	1	24-Aug-26	24-Aug-26								█	█							
A17550	Owner Overhead Corrections - Hard Ceilings (Level 4 - Area A)	3	25-Aug-26	27-Aug-26								█	█							
A17610	Pull Controls / Data / Security Cables (Level 4 - Area A)	5	25-Aug-26	31-Aug-26								█	█							
A17870	Cover Hard Ceilings (Level 4 - Area A)	5	28-Aug-26	03-Sep-26								█	█							
A18150	Tape & Float Hard Ceilings (Level 4 - Area A)	5	02-Sep-26	09-Sep-26								█	█							
A18500	Ceiling Grid (Level 4 - Area A)	5	09-Sep-26	15-Sep-26								█	█							
A18510	Prime & First Coat Paint Hard Ceilings (Level 4 - Area A)	3	09-Sep-26	11-Sep-26								█	█							
A18740	Electrical Ceiling Trim (Level 4 - Area A)	7	11-Sep-26	21-Sep-26								█	█							
A18750	HVAC Ceiling Trim (Level 4 - Area A)	7	11-Sep-26	21-Sep-26								█	█							
A18760	Fire Sprinkler Drops (Level 4 - Area A)	7	11-Sep-26	21-Sep-26								█	█							
A18810	Demountable Partitions Framing (Level 4 - Area A)	7	14-Sep-26	22-Sep-26								█	█							
A19120	Fire Alarm Ceiling Trim (Level 4 - Area A)	5	17-Sep-26	23-Sep-26								█	█							
A19340	AV Ceiling Trim (Level 4 - Area A)	2	22-Sep-26	23-Sep-26								█	█							
A19390	Doors & Hardware (Level 4 - Area A)	2	23-Sep-26	24-Sep-26								█	█							
A19480	Vaughn Overhead Inspection - Grid Ceilings - (Level 4 - Area A)	1	24-Sep-26	24-Sep-26								█	█							

█ Actual Work
█ Critical Remaining Work
█ Summary
█ Remaining Work
◆ Milestone

Activity ID	Activity Name	Original Duration	Start	Finish	24	2025				2026				2027				2028			
					Q3	Q4	Q1	Q2	Q3	Q4	Q1	Q2	Q3	Q4	Q1	Q2	Q3	Q4	Q1	Q2	Q3
A19550	Vaughn Overhead Corrections - Grid Ceilings (Level 4 - Area A)	5	25-Sep-26	01-Oct-26																	
A19560	Interior Glazing (Level 4 - Area A)	3	25-Sep-26	29-Sep-26																	
A20120	Owner Overhead Inspection - Grid Ceilings (Level 4 - Area A)	1	02-Oct-26	02-Oct-26																	
A20190	Owner Overhead Corrections - Grid Ceilings (Level 4 - Area A)	3	05-Oct-26	07-Oct-26																	
A20460	Demountable Partitions Glazing (Level 4 - Area A)	3	08-Oct-26	12-Oct-26																	
A22040	Millwork (Level 4 - Area A)	3	03-Nov-26	05-Nov-26																	
A22730	Flooring (LVT / Sheet Vinyl / Carpet) (Level 4 - Area A)	5	19-Nov-26	25-Nov-26																	
A22900	Final Paint (Level 4 - Area A)	5	24-Nov-26	02-Dec-26																	
A23050	Specialties (FE, Markerboards, Wall Protection) (Level 4 - Area A)	3	01-Dec-26	03-Dec-26																	
A23060	Wall Base (Level 4 - Area A)	3	01-Dec-26	03-Dec-26																	
A23070	Controls Wall Trim (Level 4 - Area A)	3	01-Dec-26	03-Dec-26																	
A23080	Security Wall Trim (Level 4 - Area A)	3	01-Dec-26	03-Dec-26																	
A23090	AV Displays / Projectors / Wall Trim (Level 4 - Area A)	3	01-Dec-26	03-Dec-26																	
A23100	Data Wall Trim (Level 4 - Area A)	3	01-Dec-26	03-Dec-26																	
A23110	Electrical Wall Trim (Level 4 - Area A)	3	01-Dec-26	03-Dec-26																	
A23120	Fire Alarm Wall Trim (Level 4 - Area A)	3	01-Dec-26	03-Dec-26																	
A23130	Interior Signage (Level 4 - Area A)	3	01-Dec-26	03-Dec-26																	
A23180	Drop Ceiling Tiles (Level 4 - Area A)	3	03-Dec-26	07-Dec-26																	
LEVEL 4 - AREA A IDF ROOM		41	14-May-26	13-Jul-26																	
A100	Tape & Float (Level 4 Area A IDF Room)	1	14-May-26	14-May-26																	
A102	Plywood (Level 4 Area A IDF Room)	1	15-May-26	15-May-26																	
A103	Prime & First Coat Paint (Level 4 Area A IDF Room)	1	18-May-26	18-May-26																	
A104	Surface Mount Electrical Rough-In (Level 4 Area A IDF Room)	2	19-May-26	20-May-26																	
A106	Floor Prep & Seal Concrete (Level 4 Area A IDF Room)	2	21-May-26	22-May-26																	
A108	Racks (Level 4 Area A IDF Room)	2	26-May-26	27-May-26																	
A110	Cable Management (Level 4 Area A IDF Room)	3	28-May-26	01-Jun-26																	
A113	Electrical Power to Racks (Level 4 Area A IDF Room)	2	02-Jun-26	03-Jun-26																	
A116	Electrical Trim-Out (Level 4 Area A IDF Room)	2	04-Jun-26	05-Jun-26																	
A118	Low Voltage Trim-Out (Level 4 Area A IDF Room)	5	08-Jun-26	12-Jun-26																	
A123	Data Equipment (Level 4 Area A IDF Room)	3	15-Jun-26	17-Jun-26																	
A126	Terminate Cabling in Racks (Level 4 Area A IDF Room)	5	18-Jun-26	24-Jun-26																	
A131	Light Fixtures (Level 4 Area A IDF Room)	1	25-Jun-26	25-Jun-26																	
A132	Fire Alarm Devices (Level 4 Area A IDF Room)	1	26-Jun-26	26-Jun-26																	
A133	Vaughn Overhead Inspection (Level 4 Area A IDF Room)	5	29-Jun-26	06-Jul-26																	
A139	Vaughn Overhead Corrections (Level 4 Area A IDF Room)	1	07-Jul-26	07-Jul-26																	
A140	Owner Overhead Inspection (Level 4 Area A IDF Room)	1	08-Jul-26	08-Jul-26																	
A141	Owner Overhead Corrections (Level 4 Area A IDF Room)	2	09-Jul-26	10-Jul-26																	
A143	Equipment Move-In & Connectivity (Level 4 Area A IDF Room)	1	13-Jul-26	13-Jul-26																	
LEVEL 4 - AREA B		177	06-Apr-26	15-Dec-26																	
A7540	Layout / Control (Level 4 - Area B)	3	06-Apr-26	08-Apr-26																	
A7870	MEP Hangers (Level 4 - Area B)	5	09-Apr-26	15-Apr-26																	
A8980	Frame & Top Out Priority Walls (Level 4 - Area B)	5	28-Apr-26	04-May-26																	
A9410	Fire Sprinkler Overhead Mains (Level 4 - Area B)	4	05-May-26	08-May-26																	
A9580	Fire Sprinkler Overhead Branch (Level 4 - Area B)	5	07-May-26	13-May-26																	
A9860	Storm & Sanitary Overhead (Level 4 - Area B)	5	12-May-26	18-May-26																	
A10080	Frame / One Side / Set HM Frames (Level 4 - Area B)	8	14-May-26	26-May-26																	
A10450	Plumbing Water Overhead (Level 4 - Area B)	5	19-May-26	26-May-26																	
A10460	Duct Mains Overhead (Level 4 - Area B)	4	19-May-26	22-May-26																	

■ Actual Work
■ Critical Remaining Work
▼ Summary
■ Remaining Work
◆ Milestone

Activity ID	Activity Name	Original Duration	Start	Finish	24		2025				2026				2027				2028				
					Q3	Q4	Q1	Q2	Q3	Q4	Q1	Q2	Q3	Q4	Q1	Q2	Q3	Q4	Q1	Q2	Q3		
A10740	In-Wall Steel/ Lavatory Supports (Level 4 - Area B)	2	22-May-26	26-May-26												█ In-Wall Steel/ Lavatory Supports (Level 4 - Area B)							
A10870	Test Duct Mains (Level 4 - Area B)	3	26-May-26	28-May-26												█ Test Duct Mains (Level 4 - Area B)							
A10880	VAV/FPB/FCU (Level 4 - Area B)	5	26-May-26	01-Jun-26												█ VAV/FPB/FCU (Level 4 - Area B)							
A10940	In-Wall Plumbing (Level 4 -Area B)	10	27-May-26	09-Jun-26												█ In-Wall Plumbing (Level 4 -Area B)							
A11050	Hydronic Overhead (Level 4 - Area B)	6	29-May-26	05-Jun-26												█ Hydronic Overhead (Level 4 - Area B)							
A11400	Duct Branch Overhead (Level 4 - Area B)	5	02-Jun-26	08-Jun-26												█ Duct Branch Overhead (Level 4 - Area B)							
A11720	Test Hydronic Systems (Level 4 - Area B)	3	08-Jun-26	10-Jun-26												█ Test Hydronic Systems (Level 4 - Area B)							
A12000	Test Duct Branch (Level 4 - Area B)	3	09-Jun-26	11-Jun-26												█ Test Duct Branch (Level 4 - Area B)							
A12010	Electrical Overhead (Level 4 - Area B)	7	10-Jun-26	18-Jun-26												█ Electrical Overhead (Level 4 - Area B)							
A12100	Test In-Wall Plumbing (Level 4 - Area B)	2	10-Jun-26	11-Jun-26												█ Test In-Wall Plumbing (Level 4 - Area B)							
A12480	Insulate In-Wall Plumbing (Level 4 - Area B)	7	17-Jun-26	25-Jun-26												█ Insulate In-Wall Plumbing (Level 4 - Area B)							
A12700	Pull Electrical Feeders (Level 4 - Area B)	10	19-Jun-26	02-Jul-26												█ Pull Electrical Feeders (Level 4 - Area B)							
A12710	Data / Security / FA Overhead Rough-In (Level 4 -Area B)	7	19-Jun-26	29-Jun-26												█ Data / Security / FA Overhead Rough-In (Level 4 -Area B)							
A12720	Controls Overhead Rough-In (Level 4 -Area B)	7	19-Jun-26	29-Jun-26												█ Controls Overhead Rough-In (Level 4 -Area B)							
A12730	In-Wall Electrical (Level 4 - Area B)	10	19-Jun-26	02-Jul-26												█ In-Wall Electrical (Level 4 - Area B)							
A13750	Pull In-Wall Electrical Wire (Level 4 - Area B)	5	06-Jul-26	10-Jul-26												█ Pull In-Wall Electrical Wire (Level 4 - Area B)							
A13760	Data / Security / FA Rough-In (Level 4 - Area B)	5	06-Jul-26	10-Jul-26												█ Data / Security / FA Rough-In (Level 4 - Area B)							
A13770	In-Wall Controls (Level 4 - Area B)	5	06-Jul-26	10-Jul-26												█ In-Wall Controls (Level 4 - Area B)							
A14260	In-Wall Blocking (Level 4 -Area B)	5	13-Jul-26	17-Jul-26												█ In-Wall Blocking (Level 4 -Area B)							
A14830	Vaughn In-Wall Inspection (Level 4 -Area B)	1	20-Jul-26	20-Jul-26												█ Vaughn In-Wall Inspection (Level 4 -Area B)							
A14920	Vaughn In-Wall Corrections (Level 4 -Area B)	5	21-Jul-26	27-Jul-26												█ Vaughn In-Wall Corrections (Level 4 -Area B)							
A15400	Owner In-Wal Inspection (Level 4 - Area B)	1	28-Jul-26	28-Jul-26												█ Owner In-Wal Inspection (Level 4 - Area B)							
A15470	Owner In-Wal Corrections (Level 4 - Area B)	3	29-Jul-26	31-Jul-26												█ Owner In-Wal Corrections (Level 4 - Area B)							
A15840	Insulate and Two Side Drywall Partitions (Level 4 - Area B)	6	04-Aug-26	11-Aug-26												█ Insulate and Two Side Drywall Partitions (Level 4 - Area B)							
A16320	Insulate Hydronic Systems (Level 4 -Area B)	6	07-Aug-26	14-Aug-26												█ Insulate Hydronic Systems (Level 4 -Area B)							
A16170	Tape & Float Drywall Partitions (Level 4 - Area B)	8	07-Aug-26	18-Aug-26												█ Tape & Float Drywall Partitions (Level 4 - Area B)							
A16450	Frame Hard Ceilings (Level 4 -Area B)	5	11-Aug-26	17-Aug-26												█ Frame Hard Ceilings (Level 4 -Area B)							
A16900	Insulate Duct Mains (Level 4 -Area B)	6	14-Aug-26	21-Aug-26												█ Insulate Duct Mains (Level 4 -Area B)							
A16810	MEP Rough-In at Hard Ceilings (Level 4 - Area B)	5	14-Aug-26	20-Aug-26												█ MEP Rough-In at Hard Ceilings (Level 4 - Area B)							
A16910	Fire & Acoustical Caulk Partitions (Level 4 - Area B)	5	17-Aug-26	21-Aug-26												█ Fire & Acoustical Caulk Partitions (Level 4 - Area B)							
A17180	Prime & First Coat Paint Partitions (Level 4 -Area B)	5	19-Aug-26	25-Aug-26												█ Prime & First Coat Paint Partitions (Level 4 -Area B)							
A17330	Vaughn Overhead Inspection - Hard Ceilings - (Level 4 -Area B)	1	21-Aug-26	21-Aug-26												█ Vaughn Overhead Inspection - Hard Ceilings - (Level 4 -Area B)							
A17560	Insulate Duct Branch (Level 4 -Area B)	7	24-Aug-26	01-Sep-26												█ Insulate Duct Branch (Level 4 -Area B)							
A17430	Vaughn Overhead Corrections - Hard Ceilings (Level 4 - Area B)	5	24-Aug-26	28-Aug-26												█ Vaughn Overhead Corrections - Hard Ceilings (Level 4 - Area B)							
A17710	Cable Tray Overhead (Level 4 - Area B)	5	26-Aug-26	01-Sep-26												█ Cable Tray Overhead (Level 4 - Area B)							
A17920	Owner Overhead Inspection - Hard Ceilings (Level 4 -Area B)	1	31-Aug-26	31-Aug-26												█ Owner Overhead Inspection - Hard Ceilings (Level 4 -Area B)							
A18070	Owner Overhead Corrections - Hard Ceilings (Level 4 -Area B)	3	01-Sep-26	03-Sep-26												█ Owner Overhead Corrections - Hard Ceilings (Level 4 -Area B)							
A18260	Pull Controls / Data / Security Cables (Level 4 - Area B)	5	02-Sep-26	09-Sep-26												█ Pull Controls / Data / Security Cables (Level 4 - Area B)							
A18350	Cover Hard Ceilings (Level 4 -Area B)	5	04-Sep-26	11-Sep-26												█ Cover Hard Ceilings (Level 4 -Area B)							
A18580	Tape & Float Hard Ceilings (Level 4 -Area B)	5	10-Sep-26	16-Sep-26												█ Tape & Float Hard Ceilings (Level 4 -Area B)							
A19010	Ceiling Grid (Level 4 -Area B)	6	16-Sep-26	23-Sep-26												█ Ceiling Grid (Level 4 -Area B)							
A19020	Prime & First Coat Paint Hard Ceilings (Level 4 -Area B)	3	16-Sep-26	18-Sep-26												█ Prime & First Coat Paint Hard Ceilings (Level 4 -Area B)							
A19280	Electrical Ceiling Trim (Level 4 - Area B)	7	21-Sep-26	29-Sep-26												█ Electrical Ceiling Trim (Level 4 - Area B)							
A19290	HVAC Ceiling Trim (Level 4 - Area B)	7	21-Sep-26	29-Sep-26												█ HVAC Ceiling Trim (Level 4 - Area B)							
A19300	Fire Sprinkler Drops (Level 4 - Area B)	7	21-Sep-26	29-Sep-26												█ Fire Sprinkler Drops (Level 4 - Area B)							
A19310	Demountable Partitions Framing (Level 4 - Area B)	7	21-Sep-26	29-Sep-26												█ Demountable Partitions Framing (Level 4 - Area B)							
A19570	Fire Alarm Ceiling Trim (Level 4 -Area B)	5	25-Sep-26	01-Oct-26												█ Fire Alarm Ceiling Trim (Level 4 -Area B)							
A19950	AV Ceiling Trim (Level 4 -Area B)	2	30-Sep-26	01-Oct-26												█ AV Ceiling Trim (Level 4 -Area B)							

Actual Work
 Critical Remaining Work
 Summary
 Remaining Work
 Milestone

Activity ID	Activity Name	Original Duration	Start	Finish	24	2025				2026				2027				2028		
					Q3	Q4	Q1	Q2	Q3	Q4	Q1	Q2	Q3	Q4	Q1	Q2	Q3	Q4	Q1	Q2
A19960	Doors & Hardware (Level 4 - Area B)	4	30-Sep-26	05-Oct-26																
A20130	Vaughn Overhead Inspection - Grid Ceilings - (Level 4 - Area B)	1	02-Oct-26	02-Oct-26																
A20200	Vaughn Overhead Corrections - Grid Ceilings (Level 4 - Area B)	5	05-Oct-26	09-Oct-26																
A20340	Interior Glazing (Level 4 - Area B)	3	06-Oct-26	08-Oct-26																
A20730	Owner Overhead Inspection - Grid Ceilings (Level 4 - Area B)	1	12-Oct-26	12-Oct-26																
A20860	Owner Overhead Corrections - Grid Ceilings (Level 4 - Area B)	3	13-Oct-26	15-Oct-26																
A21020	Demountable Partitions Glazing (Level 4 - Area B)	3	16-Oct-26	20-Oct-26																
A22340	Millwork (Level 4 - Area B)	3	06-Nov-26	10-Nov-26																
A22940	Flooring (LVT / Sheet Vinyl / Carpet) (Level 4 - Area B)	6	30-Nov-26	07-Dec-26																
A23280	Final Paint (Level 4 - Area B)	5	04-Dec-26	10-Dec-26																
A23320	Specialties (FE, Markerboards, Wall Protection) (Level 4 - Area B)	3	09-Dec-26	11-Dec-26																
A23330	Wall Base (Level 4 - Area B)	3	09-Dec-26	11-Dec-26																
A23340	Controls Wall Trim (Level 4 - Area B)	3	09-Dec-26	11-Dec-26																
A23350	Security Wall Trim (Level 4 - Area B)	3	09-Dec-26	11-Dec-26																
A23360	AV Displays / Projectors / Wall Trim (Level 4 - Area B)	3	09-Dec-26	11-Dec-26																
A23370	Data Wall Trim (Level 4 - Area B)	3	09-Dec-26	11-Dec-26																
A23380	Electrical Wall Trim (Level 4 - Area B)	3	09-Dec-26	11-Dec-26																
A23390	Fire Alarm Wall Trim (Level 4 - Area B)	3	09-Dec-26	11-Dec-26																
A23400	Interior Signage (Level 4 - Area B)	3	09-Dec-26	11-Dec-26																
A23430	Drop Ceiling Tiles (Level 4 - Area B)	3	11-Dec-26	15-Dec-26																
LEVEL 4 - AREA B RESTROOM FINISHES		27	14-Sep-26	20-Oct-26																
A188:	Ceramic Tile (Level 4 - Area B Restrooms)	10	14-Sep-26	25-Sep-26																
A197:	Vanities (Level 4 - Area B Restrooms)	2	28-Sep-26	29-Sep-26																
A199:	Toilets and Urinals (Level 4 - Area B Restrooms)	5	30-Sep-26	06-Oct-26																
A203:	Toilet Partitions (Level 4 - Area B Restrooms)	3	07-Oct-26	09-Oct-26																
A203:	Plumbing Fixtures (Level 4 - Area B Restrooms)	5	07-Oct-26	13-Oct-26																
A209:	Toilet Accessories (Level 4 - Area B Restrooms)	5	14-Oct-26	20-Oct-26																
A211:	Mirrors (Level 4 - Area B Restrooms)	2	19-Oct-26	20-Oct-26																
LEVEL 4 - AREA B ELECTRICAL ROOM		58	27-May-26	17-Aug-26																
A109:	Tape & Float Drywall Partitions (Level 4 Area B Electrical Room)	3	27-May-26	29-May-26																
A113:	Paint Walls (Level 4 Area B Electrical Room)	1	01-Jun-26	01-Jun-26																
A114:	Housekeeping Pads (Level 4 Area B Electrical Room)	3	02-Jun-26	04-Jun-26																
A114:	Overhead Conduit (Level 4 Area B Electrical Room)	10	02-Jun-26	15-Jun-26																
A125:	Set Pad Mounted Transformers (Level 4 Area B Electrical Room)	1	16-Jun-26	16-Jun-26																
A126:	Electrical Panels (Level 4 Area B Electrical Room)	5	17-Jun-26	23-Jun-26																
A130:	Electrical Plenums (Level 4 Area B Electrical Room)	5	24-Jun-26	30-Jun-26																
A136:	Pull Wire to Electrical Panels (Level 4 Area B Electrical Room)	10	01-Jul-26	15-Jul-26																
A147:	Panel Termination (Level 4 Area B Electrical Room)	10	16-Jul-26	29-Jul-26																
A157:	Functional Testing by Manufacturer (Level 4 Area B Electrical Room)	1	30-Jul-26	30-Jul-26																
A158:	Normal Power Online (Level 4 Area B Electrical Room)	2	31-Jul-26	03-Aug-26																
A160:	Test Electrical Distribution (Level 4 Area B Electrical Room)	10	04-Aug-26	17-Aug-26																
LEVEL 4 - AREA C		180	08-Apr-26	22-Dec-26																
A7760	Layout / Control (Level 4 - Area C)	3	08-Apr-26	10-Apr-26																
A7980	MEP Hangers (Level 4 - Area C)	5	13-Apr-26	17-Apr-26																
A9420	Frame & Top Out Priority Walls (Level 4 - Area C)	5	05-May-26	11-May-26																
A9870	Fire Sprinkler Overhead Mains (Level 4 - Area C)	4	12-May-26	15-May-26																
A10090	Fire Sprinkler Overhead Branch (Level 4 - Area C)	5	14-May-26	20-May-26																
A10470	Storm & Sanitary Overhead (Level 4 - Area C)	10	19-May-26	02-Jun-26																

█ Doors & Hardware (Level 4 - Area B)

█ Vaughn Overhead Inspection - Grid Ceilings - (Level 4 - Area B)

█ Vaughn Overhead Corrections - Grid Ceilings (Level 4 - Area B)

█ Interior Glazing (Level 4 - Area B)

█ Owner Overhead Inspection - Grid Ceilings (Level 4 - Area B)

█ Owner Overhead Corrections - Grid Ceilings (Level 4 - Area B)

█ Demountable Partitions Glazing (Level 4 - Area B)

█ Millwork (Level 4 - Area B)

█ Flooring (LVT / Sheet Vinyl / Carpet) (Level 4 - Area B)

█ Final Paint (Level 4 - Area B)

█ Specialties (FE, Markerboards, Wall Protection) (Level 4 - Area B)

█ Wall Base (Level 4 - Area B)

█ Controls Wall Trim (Level 4 - Area B)

█ Security Wall Trim (Level 4 - Area B)

█ AV Displays / Projectors / Wall Trim (Level 4 - Area B)

█ Data Wall Trim (Level 4 - Area B)

█ Electrical Wall Trim (Level 4 - Area B)

█ Fire Alarm Wall Trim (Level 4 - Area B)

█ Interior Signage (Level 4 - Area B)

█ Drop Ceiling Tiles (Level 4 - Area B)

▼ 20-Oct-26, LEVEL 4 - AREA B RESTROOM FINISHES

█ Ceramic Tile (Level 4 - Area B Restrooms)

█ Vanities (Level 4 - Area B Restrooms)

█ Toilets and Urinals (Level 4 - Area B Restrooms)

█ Toilet Partitions (Level 4 - Area B Restrooms)

█ Plumbing Fixtures (Level 4 - Area B Restrooms)

█ Toilet Accessories (Level 4 - Area B Restrooms)

█ Mirrors (Level 4 - Area B Restrooms)

▼ 17-Aug-26, LEVEL 4 - AREA B ELECTRICAL ROOM

█ Tape & Float Drywall Partitions (Level 4 Area B Electrical Room)

█ Paint Walls (Level 4 Area B Electrical Room)

█ Housekeeping Pads (Level 4 Area B Electrical Room)

█ Overhead Conduit (Level 4 Area B Electrical Room)

█ Set Pad Mounted Transformers (Level 4 Area B Electrical Room)

█ Electrical Panels (Level 4 Area B Electrical Room)

█ Electrical Plenums (Level 4 Area B Electrical Room)

█ Pull Wire to Electrical Panels (Level 4 Area B Electrical Room)

█ Panel Termination (Level 4 Area B Electrical Room)

█ Functional Testing by Manufacturer (Level 4 Area B Electrical Room)

█ Normal Power Online (Level 4 Area B Electrical Room)

█ Test Electrical Distribution (Level 4 Area B Electrical Room)

▼ 22-Dec-26, LEVEL 4 - AREA C

█ Layout / Control (Level 4 - Area C)

█ MEP Hangers (Level 4 - Area C)

█ Frame & Top Out Priority Walls (Level 4 - Area C)

█ Fire Sprinkler Overhead Mains (Level 4 - Area C)

█ Fire Sprinkler Overhead Branch (Level 4 - Area C)

█ Storm & Sanitary Overhead (Level 4 - Area C)

Activity ID	Activity Name	Original Duration	Start	Finish	24		2025				2026				2027				2028		
					Q3	Q4	Q1	Q2	Q3	Q4	Q1	Q2	Q3	Q4	Q1	Q2	Q3	Q4	Q1	Q2	Q3
A10680	Frame / One Side / Set HM Frames (Level 4 - Area C)	8	21-May-26	02-Jun-26																	
A10950	Duct Mains Overhead (Level 4 - Area C)	4	27-May-26	01-Jun-26																	
A11310	In-Wall Steel/ Lavatory Supports (Level 4 - Area C)	2	01-Jun-26	02-Jun-26																	
A11410	Test Duct Mains (Level 4 - Area C)	3	02-Jun-26	04-Jun-26																	
A11420	VAV/FPB/FCU (Level 4 - Area C)	5	02-Jun-26	08-Jun-26																	
A11730	Hydronic Overhead (Level 4 - Area C)	3	08-Jun-26	10-Jun-26																	
A12020	Duct Branch Overhead (Level 4 - Area C)	5	09-Jun-26	15-Jun-26																	
A12110	Test Hydronic Systems (Level 4 - Area C)	3	11-Jun-26	15-Jun-26																	
A12490	Test Duct Branch (Level 4 - Area C)	3	16-Jun-26	18-Jun-26																	
A12740	Electrical Overhead (Level 4 - Area C)	7	19-Jun-26	29-Jun-26																	
A13360	Pull Electrical Feeders (Level 4 - Area C)	10	30-Jun-26	14-Jul-26																	
A13370	Data / Security / FA Overhead Rough-In (Level 4 - Area C)	7	30-Jun-26	09-Jul-26																	
A13380	Controls Overhead Rough-In (Level 4 - Area C)	7	30-Jun-26	09-Jul-26																	
A13390	In-Wall Electrical (Level 4 - Area C)	10	30-Jun-26	14-Jul-26																	
A14450	Pull In-Wall Electrical Wire (Level 4 - Area C)	5	15-Jul-26	21-Jul-26																	
A14460	Data / Security / FA Rough-In (Level 4 - Area C)	5	15-Jul-26	21-Jul-26																	
A14470	In-Wall Controls (Level 4 - Area C)	5	15-Jul-26	21-Jul-26																	
A15000	In-Wall Blocking (Level 4 - Area C)	5	22-Jul-26	28-Jul-26																	
A15480	Vaughn In-Wall Inspection (Level 4 - Area C)	1	29-Jul-26	29-Jul-26																	
A15710	Vaughn In-Wall Corrections (Level 4 - Area C)	5	30-Jul-26	05-Aug-26																	
A16180	Owner In-Wall Inspection (Level 4 - Area C)	1	06-Aug-26	06-Aug-26																	
A16330	Owner In-Wall Corrections (Level 4 - Area C)	3	07-Aug-26	11-Aug-26																	
A16650	Insulate and Two Side Drywall Partitions (Level 4 - Area C)	6	12-Aug-26	19-Aug-26																	
A17040	Insulate Hydronic Systems (Level 4 - Area C)	3	17-Aug-26	19-Aug-26																	
A17060	Tape & Float Drywall Partitions (Level 4 - Area C)	8	17-Aug-26	26-Aug-26																	
A17050	Frame Hard Ceilings (Level 4 - Area C)	5	18-Aug-26	24-Aug-26																	
A17340	MEP Rough-In at Hard Ceilings (Level 4 - Area C)	5	21-Aug-26	27-Aug-26																	
A17570	Insulate Duct Mains (Level 4 - Area C)	6	24-Aug-26	31-Aug-26																	
A17620	Fire & Acoustical Caulk Partitions (Level 4 - Area C)	5	25-Aug-26	31-Aug-26																	
A17890	Prime & First Coat Paint Partitions (Level 4 - Area C)	5	27-Aug-26	02-Sep-26																	
A17880	Vaughn Overhead Inspection - Hard Ceilings - (Level 4 - Area C)	1	28-Aug-26	28-Aug-26																	
A17930	Vaughn Overhead Corrections - Hard Ceilings (Level 4 - Area C)	5	31-Aug-26	04-Sep-26																	
A18160	Insulate Duct Branch (Level 4 - Area C)	7	01-Sep-26	10-Sep-26																	
A18360	Cable Tray Overhead (Level 4 - Area C)	5	03-Sep-26	10-Sep-26																	
A18420	Owner Overhead Inspection - Hard Ceilings (Level 4 - Area C)	1	08-Sep-26	08-Sep-26																	
A18520	Owner Overhead Corrections - Hard Ceilings (Level 4 - Area C)	3	09-Sep-26	11-Sep-26																	
A18840	Pull Controls / Data / Security Cables (Level 4 - Area C)	5	11-Sep-26	17-Sep-26																	
A18830	Cover Hard Ceilings (Level 4 - Area C)	5	14-Sep-26	18-Sep-26																	
A19130	Tape & Float Hard Ceilings (Level 4 - Area C)	5	17-Sep-26	23-Sep-26																	
A19400	Prime & First Coat Paint Hard Ceilings (Level 4 - Area C)	3	23-Sep-26	25-Sep-26																	
A19490	Ceiling Grid (Level 4 - Area C)	7	24-Sep-26	02-Oct-26																	
A19710	Demountable Partitions Framing (Level 4 - Area C)	7	28-Sep-26	06-Oct-26																	
A19970	Electrical Ceiling Trim (Level 4 - Area C)	7	30-Sep-26	08-Oct-26																	
A19980	HVAC Ceiling Trim (Level 4 - Area C)	7	30-Sep-26	08-Oct-26																	
A19990	Fire Sprinkler Drops (Level 4 - Area C)	7	30-Sep-26	08-Oct-26																	
A20350	Fire Alarm Ceiling Trim (Level 4 - Area C)	5	06-Oct-26	12-Oct-26																	
A20560	AV Ceiling Trim (Level 4 - Area C)	2	09-Oct-26	12-Oct-26																	
A20570	Doors & Hardware (Level 4 - Area C)	4	09-Oct-26	14-Oct-26																	

Activity ID	Activity Name	Original Duration	Start	Finish	24	2025				2026				2027				2028							
					Q3	Q4	Q1	Q2	Q3	Q4	Q1	Q2	Q3	Q4	Q1	Q2	Q3	Q4	Q1	Q2	Q3				
A20870	Vaughn Overhead Inspection - Grid Ceilings - (Level 4 - Area C)	1	13-Oct-26	13-Oct-26																					Actual Work
A20930	Vaughn Overhead Corrections - Grid Ceilings (Level 4 - Area C)	5	14-Oct-26	20-Oct-26																					Remaining Work
A20970	Interior Glazing (Level 4 - Area C)	3	15-Oct-26	19-Oct-26																					Milestone
A21320	Owner Overhead Inspection - Grid Ceilings (Level 4 - Area C)	1	21-Oct-26	21-Oct-26																					Milestone
A21400	Owner Overhead Corrections - Grid Ceilings (Level 4 - Area C)	3	22-Oct-26	26-Oct-26																					Milestone
A21630	Demountable Partitions Glazing (Level 4 - Area C)	3	27-Oct-26	29-Oct-26																					Milestone
A22440	Millwork (Level 4 - Area C)	3	11-Nov-26	13-Nov-26																					Milestone
A23300	Flooring (LVT / Sheet Vinyl / Carpet) (Level 4 - Area C)	5	08-Dec-26	14-Dec-26																					Milestone
A23440	Final Paint (Level 4 - Area C)	5	11-Dec-26	17-Dec-26																					Milestone
A23490	Specialties (FE, Markerboards, Wall Protection) (Level 4 - Area C)	3	16-Dec-26	18-Dec-26																					Milestone
A23500	Wall Base (Level 4 - Area C)	3	16-Dec-26	18-Dec-26																					Milestone
A23510	Controls Wall Trim (Level 4 - Area C)	3	16-Dec-26	18-Dec-26																					Milestone
A23520	Security Wall Trim (Level 4 - Area C)	3	16-Dec-26	18-Dec-26																					Milestone
A23530	AV Displays / Projectors / Wall Trim (Level 4 - Area C)	3	16-Dec-26	18-Dec-26																					Milestone
A23540	Data Wall Trim (Level 4 - Area C)	3	16-Dec-26	18-Dec-26																					Milestone
A23550	Electrical Wall Trim (Level 4 - Area C)	3	16-Dec-26	18-Dec-26																					Milestone
A23560	Fire Alarm Wall Trim (Level 4 - Area C)	3	16-Dec-26	18-Dec-26																					Milestone
A23570	Interior Signage (Level 4 - Area C)	3	16-Dec-26	18-Dec-26																					Milestone
A23610	Drop Ceiling Tiles (Level 4 - Area C)	3	18-Dec-26	22-Dec-26																					Milestone
LEVEL 4 - AREA D		183	10-Apr-26	31-Dec-26																					Summary
A7930	Layout / Control (Level 4 - Area D)	3	10-Apr-26	14-Apr-26																					Actual Work
A8160	MEP Hangers (Level 4 - Area D)	5	15-Apr-26	21-Apr-26																					Remaining Work
A9880	Frame & Top Out Priority Walls (Level 4 - Area D)	5	12-May-26	18-May-26																					Milestone
A10480	Fire Sprinkler Overhead Mains (Level 4 - Area D)	4	19-May-26	22-May-26																					Milestone
A10690	Fire Sprinkler Overhead Branch (Level 4 - Area D)	5	21-May-26	28-May-26																					Milestone
A11220	Frame / One Side / Set HM Frames (Level 4 - Area D)	5	29-May-26	04-Jun-26																					Milestone
A11550	Storm & Sanitary Overhead (Level 4 - Area D)	10	03-Jun-26	16-Jun-26																					Milestone
A11560	In-Wall Steel / Lavatory Supports (Level 4 - Area D)	2	03-Jun-26	04-Jun-26																					Milestone
A12120	Duct Mains Overhead (Level 4 - Area D)	4	10-Jun-26	15-Jun-26																					Milestone
A12350	Plumbing Water Overhead (Level 4 - Area D)	7	15-Jun-26	23-Jun-26																					Milestone
A12500	Test Duct Mains (Level 4 - Area D)	3	16-Jun-26	18-Jun-26																					Milestone
A12510	VAV/FPB/FCU (Level 4 - Area D)	5	16-Jun-26	22-Jun-26																					Milestone
A12590	Hydronic Overhead (Level 4 - Area D)	6	17-Jun-26	24-Jun-26																					Milestone
A12990	Duct Branch Overhead (Level 4 - Area D)	5	23-Jun-26	29-Jun-26																					Milestone
A13050	In-Wall Plumbing (Level 4 - Area D)	10	24-Jun-26	08-Jul-26																					Milestone
A13140	Test Hydronic Systems (Level 4 - Area D)	3	25-Jun-26	29-Jun-26																					Milestone
A13530	Test Duct Branch (Level 4 - Area D)	3	30-Jun-26	02-Jul-26																					Milestone
A13400	Electrical Overhead (Level 4 - Area D)	10	30-Jun-26	14-Jul-26																					Milestone
A14160	Test In-Wall Plumbing (Level 4 - Area D)	2	09-Jul-26	10-Jul-26																					Milestone
A14350	Insulate In-Wall Plumbing (Level 4 - Area D)	7	13-Jul-26	21-Jul-26																					Milestone
A14480	Pull Electrical Feeders (Level 4 - Area D)	10	15-Jul-26	28-Jul-26																					Milestone
A14490	Data / Security / FA Overhead Rough-In (Level 4 - Area D)	7	15-Jul-26	23-Jul-26																					Milestone
A14500	Controls Overhead Rough-In (Level 4 - Area D)	7	15-Jul-26	23-Jul-26																					Milestone
A14510	In-Wall Electrical (Level 4 - Area D)	10	15-Jul-26	28-Jul-26																					Milestone
A15490	Pull In-Wall Electrical Wire (Level 4 - Area D)	5	29-Jul-26	04-Aug-26																					Milestone
A15500	Data / Security / FA Rough-In (Level 4 - Area D)	5	29-Jul-26	04-Aug-26																					Milestone
A15510	In-Wall Controls (Level 4 - Area D)	5	29-Jul-26	04-Aug-26																					Milestone
A16030	In-Wall Blocking (Level 4 - Area D)	5	05-Aug-26	11-Aug-26																					Milestone

Activity ID	Activity Name	Original Duration	Start	Finish	24	2025				2026				2027				2028		
					Q3	Q4	Q1	Q2	Q3	Q4	Q1	Q2	Q3	Q4	Q1	Q2	Q3	Q1	Q2	Q3
A16660	Vaughn In-Wall Inspection (Level 4 - Area D)	1	12-Aug-26	12-Aug-26																
A16820	Vaughn In-Wall Corrections (Level 4 - Area D)	5	13-Aug-26	19-Aug-26																
A17350	Insulate Hydronic Systems (Level 4 - Area D)	6	20-Aug-26	27-Aug-26																
A17360	Owner In-Wal Inspection (Level 4 - Area D)	1	20-Aug-26	20-Aug-26																
A17440	Owner In-Wal Corrections (Level 4 - Area D)	3	21-Aug-26	25-Aug-26																
A17720	Frame Hard Ceilings (Level 4 - Area D)	5	26-Aug-26	01-Sep-26																
A17730	Insulate and Two Side Drywall Partitions (Level 4 - Area D)	5	26-Aug-26	01-Sep-26																
A18080	MEP Rough-In at Hard Ceilings (Level 4 - Area D)	5	31-Aug-26	04-Sep-26																
A18090	Tape & Float Drywall Partitions (Level 4 - Area D)	8	31-Aug-26	10-Sep-26																
A18170	Insulate Duct Mains (Level 4 - Area D)	6	01-Sep-26	09-Sep-26																
A18530	Vaughn Overhead Inspection - Hard Ceilings - (Level 4 - Area D)	1	08-Sep-26	08-Sep-26																
A18590	Vaughn Overhead Corrections - Hard Ceilings (Level 4 - Area D)	5	09-Sep-26	15-Sep-26																
A18600	Fire & Acoustical Caulk Partitions (Level 4 - Area D)	5	09-Sep-26	15-Sep-26																
A18770	Insulate Duct Branch (Level 4 - Area D)	7	10-Sep-26	18-Sep-26																
A18850	Prime & First Coat Paint Partitions (Level 4 - Area D)	5	11-Sep-26	17-Sep-26																
A18910	Cable Tray Overhead (Level 4 - Area D)	5	14-Sep-26	18-Sep-26																
A19140	Owner Overhead Inspection - Hard Ceilings (Level 4 - Area D)	1	16-Sep-26	16-Sep-26																
A19200	Owner Overhead Corrections - Hard Ceilings (Level 4 - Area D)	3	17-Sep-26	21-Sep-26																
A19350	Pull Controls / Data / Security Cables (Level 4 - Area D)	5	21-Sep-26	25-Sep-26																
A19410	Cover Hard Ceilings (Level 4 - Area D)	5	22-Sep-26	28-Sep-26																
A19720	Tape & Float Hard Ceilings (Level 4 - Area D)	5	25-Sep-26	01-Oct-26																
A20140	Prime & First Coat Paint Hard Ceilings (Level 4 - Area D)	3	01-Oct-26	05-Oct-26																
A20210	Ceiling Grid (Level 4 - Area D)	7	05-Oct-26	13-Oct-26																
A20400	Demountable Partitions Framing (Level 4 - Area D)	7	06-Oct-26	14-Oct-26																
A20580	Electrical Ceiling Trim (Level 4 - Area D)	7	09-Oct-26	19-Oct-26																
A20590	HVAC Ceiling Trim (Level 4 - Area D)	7	09-Oct-26	19-Oct-26																
A20600	Fire Sprinkler Drops (Level 4 - Area D)	7	09-Oct-26	19-Oct-26																
A20980	Fire Alarm Ceiling Trim (Level 4 - Area D)	5	15-Oct-26	21-Oct-26																
A21270	AV Ceiling Trim (Level 4 - Area D)	2	20-Oct-26	21-Oct-26																
A21280	Doors & Hardware (Level 4 - Area D)	2	20-Oct-26	21-Oct-26																
A21410	Vaughn Overhead Inspection - Grid Ceilings - (Level 4 - Area D)	1	22-Oct-26	22-Oct-26																
A21420	Interior Glazing (Level 4 - Area D)	3	22-Oct-26	26-Oct-26																
A21440	Vaughn Overhead Corrections - Grid Ceilings (Level 4 - Area D)	5	23-Oct-26	29-Oct-26																
A21900	Owner Overhead Inspection - Grid Ceilings (Level 4 - Area D)	1	30-Oct-26	30-Oct-26																
A21970	Owner Overhead Corrections - Grid Ceilings (Level 4 - Area D)	3	02-Nov-26	04-Nov-26																
A22100	Demountable Partitions Glazing (Level 4 - Area D)	3	05-Nov-26	09-Nov-26																
A22660	Millwork (Level 4 - Area D)	3	16-Nov-26	18-Nov-26																
A23460	Flooring (LVT / Sheet Vinyl / Carpet) (Level 4 - Area D)	5	15-Dec-26	21-Dec-26																
A23620	Final Paint (Level 4 - Area D)	5	18-Dec-26	28-Dec-26																
A23740	Specialties (FE, Markerboards, Wall Protection) (Level 4 - Area D)	3	23-Dec-26	29-Dec-26																
A23750	Wall Base (Level 4 - Area D)	3	23-Dec-26	29-Dec-26																
A23760	Controls Wall Trim (Level 4 - Area D)	3	23-Dec-26	29-Dec-26																
A23770	Security Wall Trim (Level 4 - Area D)	3	23-Dec-26	29-Dec-26																
A23780	AV Displays / Projectors / Wall Trim (Level 4 - Area D)	3	23-Dec-26	29-Dec-26																
A23790	Data Wall Trim (Level 4 - Area D)	3	23-Dec-26	29-Dec-26																
A23800	Electrical Wall Trim (Level 4 - Area D)	3	23-Dec-26	29-Dec-26																
A23810	Fire Alarm Wall Trim (Level 4 - Area D)	3	23-Dec-26	29-Dec-26																
A23820	Interior Signage (Level 4 - Area D)	3	23-Dec-26	29-Dec-26																

Activity ID	Activity Name	Original Duration	Start	Finish	2024				2025				2026				2027				2028		
					Q3	Q4	Q1	Q2	Q3	Q4	Q1	Q2	Q3	Q4	Q1	Q2	Q3	Q4	Q1	Q2	Q3		
A23910	Drop Ceiling Tiles (Level 4 - Area D)	3	29-Dec-26	31-Dec-26																			
LEVEL 4 - AREA D ELECTRICAL ROOM					58	05-Jun-26	26-Aug-26																
A117	Tape & Float Drywall Partitions (Level 4 Area D Electrical Room)	3	05-Jun-26	09-Jun-26																			
A121	Paint Walls (Level 4 Area D Electrical Room)	1	10-Jun-26	10-Jun-26																			
A122	Housekeeping Pads (Level 4 Area D Electrical Room)	3	11-Jun-26	15-Jun-26																			
A122	Overhead Conduit (Level 4 Area D Electrical Room)	10	11-Jun-26	24-Jun-26																			
A131	Set Pad Mounted Transformers (Level 4 Area D Electrical Room)	1	25-Jun-26	25-Jun-26																			
A132	Electrical Panels (Level 4 Area D Electrical Room)	5	26-Jun-26	02-Jul-26																			
A138	Electrical Plenums (Level 4 Area D Electrical Room)	5	06-Jul-26	10-Jul-26																			
A143	Pull Wire to Electrical Panels (Level 4 Area D Electrical Room)	10	13-Jul-26	24-Jul-26																			
A154	Panel Termination (Level 4 Area D Electrical Room)	10	27-Jul-26	07-Aug-26																			
A165	Functional Testing by Manufacturer (Level 4 Area D Electrical Room)	1	10-Aug-26	10-Aug-26																			
A166	Normal Power Online (Level 4 Area D Electrical Room)	2	11-Aug-26	12-Aug-26																			
A169	Test Electrical Distribution (Level 4 Area D Electrical Room)	10	13-Aug-26	26-Aug-26																			
LEVEL 4 - AREA D IDF ROOM					51	05-Jun-26	17-Aug-26																
A117	Tape & Float (Level 4 Area D IDF Room)	1	05-Jun-26	05-Jun-26																			
A118	Plywood (Level 4 Area D IDF Room)	1	08-Jun-26	08-Jun-26																			
A120	Prime & First Coat Paint (Level 4 Area D IDF Room)	1	09-Jun-26	09-Jun-26																			
A121	Surface Mount Electrical Rough-In (Level 4 Area D IDF Room)	2	10-Jun-26	11-Jun-26																			
A123	Floor Prep & Seal Concrete (Level 4 Area D IDF Room)	2	12-Jun-26	15-Jun-26																			
A134	Racks (Level 4 Area D IDF Room)	2	30-Jun-26	01-Jul-26																			
A136	Cable Management (Level 4 Area D IDF Room)	3	02-Jul-26	07-Jul-26																			
A139	Electrical Power to Racks (Level 4 Area D IDF Room)	2	08-Jul-26	09-Jul-26																			
A141	Electrical Trim-Out (Level 4 Area D IDF Room)	2	10-Jul-26	13-Jul-26																			
A143	Low Voltage Trim-Out (Level 4 Area D IDF Room)	5	14-Jul-26	20-Jul-26																			
A149	Data Equipment (Level 4 Area D IDF Room)	3	21-Jul-26	23-Jul-26																			
A152	Terminate Cabling in Racks (Level 4 Area D IDF Room)	5	24-Jul-26	30-Jul-26																			
A157	Light Fixtures (Level 4 Area D IDF Room)	1	31-Jul-26	31-Jul-26																			
A158	Fire Alarm Devices (Level 4 Area D IDF Room)	1	03-Aug-26	03-Aug-26																			
A159	Vaughn Overhead Inspection (Level 4 Area D IDF Room)	5	04-Aug-26	10-Aug-26																			
A165	Vaughn Overhead Corrections (Level 4 Area D IDF Room)	1	11-Aug-26	11-Aug-26																			
A166	Owner Overhead Inspection (Level 4 Area D IDF Room)	1	12-Aug-26	12-Aug-26																			
A168	Owner Overhead Corrections (Level 4 Area D IDF Room)	2	13-Aug-26	14-Aug-26																			
A170	Equipment Move-In & Connectivity (Level 4 Area D IDF Room)	1	17-Aug-26	17-Aug-26																			
LEVEL 4 - AREA D RESTROOM FINISHES					27	06-Oct-26	11-Nov-26																
A204	Ceramic Tile (Level 4 - Area D Restrooms)	10	06-Oct-26	19-Oct-26																			
A213	Vanities (Level 4 - Area D Restrooms)	2	20-Oct-26	21-Oct-26																			
A214	Toilets and Urinals (Level 4 - Area D Restrooms)	5	22-Oct-26	28-Oct-26																			
A219	Toilet Partitions (Level 4 - Area D Restrooms)	3	29-Oct-26	02-Nov-26																			
A219	Plumbing Fixtures (Level 4 - Area D Restrooms)	5	29-Oct-26	04-Nov-26																			
A223	Toilet Accessories (Level 4 - Area D Restrooms)	5	05-Nov-26	11-Nov-26																			
A224	Mirrors (Level 4 - Area D Restrooms)	2	10-Nov-26	11-Nov-26																			
LEVEL 4 - EAST CORRIDOR FINISHES					42	14-Oct-26	14-Dec-26																
A20910	Ceiling Grid (Level 4 - East Corridors)	4	14-Oct-26	19-Oct-26																			
A20950	HVAC Ceiling Trim (Level 4 - East Corridors)	7	15-Oct-26	23-Oct-26																			
A20960	Fire Sprinkler Drops (Level 4 - East Corridors)	7	15-Oct-26	23-Oct-26																			
A21010	Electrical Ceiling Trim (Level 4 - East Corridors)	6	16-Oct-26	23-Oct-26																			
A21310	Fire Alarm Ceiling Trim (Level 4 - East Corridors)	5	21-Oct-26	27-Oct-26																			

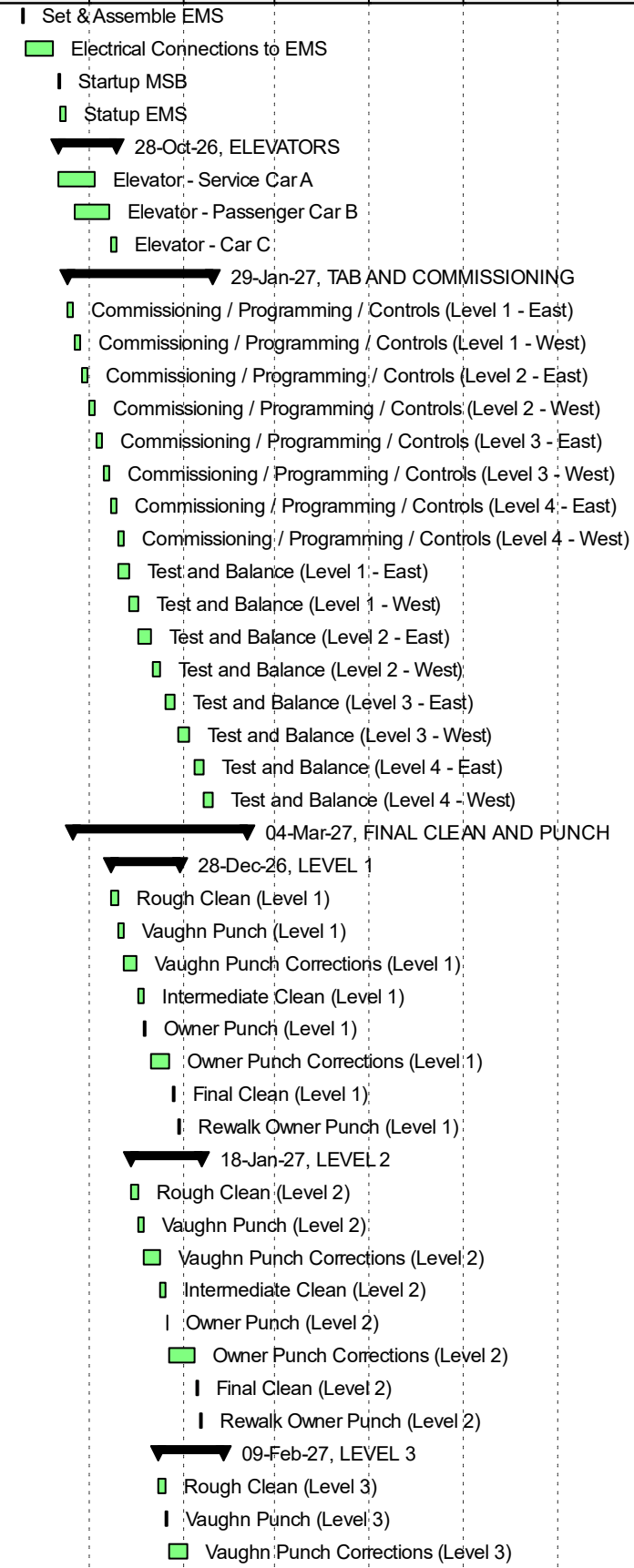
Drop Ceiling Tiles (Level 4 - Area D)				
▼ 26-Aug-26, LEVEL 4 - AREA D ELECTRICAL ROOM				
■ Tape & Float Drywall Partitions (Level 4 Area D Electrical Room)				
■ Paint Walls (Level 4 Area D Electrical Room)				
■ Housekeeping Pads (Level 4 Area D Electrical Room)				
■ Overhead Conduit (Level 4 Area D Electrical Room)				
■ Set Pad Mounted Transformers (Level 4 Area D Electrical Room)				
■ Electrical Panels (Level 4 Area D Electrical Room)				
■ Electrical Plenums (Level 4 Area D Electrical Room)				
■ Pull Wire to Electrical Panels (Level 4 Area D Electrical Room)				
■ Panel Termination (Level 4 Area D Electrical Room)				
■ Functional Testing by Manufacturer (Level 4 Area D Electrical Room)				
■ Normal Power Online (Level 4 Area D Electrical Room)				
■ Test Electrical Distribution (Level 4 Area D Electrical Room)				
▼ 17-Aug-26, LEVEL 4 - AREA D IDF ROOM				
■ Tape & Float (Level 4 Area D IDF Room)				
■ Plywood (Level 4 Area D IDF Room)				
■ Prime & First Coat Paint (Level 4 Area D IDF Room)				
■ Surface Mount Electrical Rough-In (Level 4 Area D IDF Room)				
■ Floor Prep & Seal Concrete (Level 4 Area D IDF Room)				
■ Racks (Level 4 Area D IDF Room)				
■ Cable Management (Level 4 Area D IDF Room)				
■ Electrical Power to Racks (Level 4 Area D IDF Room)				
■ Electrical Trim-Out (Level 4 Area D IDF Room)				
■ Low Voltage Trim-Out (Level 4 Area D IDF Room)				
■ Data Equipment (Level 4 Area D IDF Room)				
■ Terminate Cabling in Racks (Level 4 Area D IDF Room)				
■ Light Fixtures (Level 4 Area D IDF Room)				
■ Fire Alarm Devices (Level 4 Area D IDF Room)				
■ Vaughn Overhead Inspection (Level 4 Area D IDF Room)				
■ Vaughn Overhead Corrections (Level 4 Area D IDF Room)				
■ Owner Overhead Inspection (Level 4 Area D IDF Room)				
■ Owner Overhead Corrections (Level 4 Area D IDF Room)				
■ Equipment Move-In & Connectivity (Level 4 Area D IDF Room)				
▼ 11-Nov-26, LEVEL 4 - AREA D RESTROOM FINISHES				
■ Ceramic Tile (Level 4 - Area D Restrooms)				
■ Vanities (Level 4 - Area D Restrooms)				
■ Toilets and Urinals (Level 4 - Area D Restrooms)				
■ Toilet Partitions (Level 4 - Area D Restrooms)				
■ Plumbing Fixtures (Level 4 - Area D Restrooms)				
■ Toilet Accessories (Level 4 - Area D Restrooms)				
■ Mirrors (Level 4 - Area D Restrooms)				
▼ 14-Dec-26, LEVEL 4 - EAST CORRIDOR FINISHES				
■ Ceiling Grid (Level 4 - East Corridors)				
■ HVAC Ceiling Trim (Level 4 - East Corridors)				
■ Fire Sprinkler Drops (Level 4 - East Corridors)				
■ Electrical Ceiling Trim (Level 4 - East Corridors)				
■ Fire Alarm Ceiling Trim (Level 4 - East Corridors)				

■ Actual Work
■ Critical Remaining Work
▼ Summary
■ Remaining Work
◆ Milestone

Activity ID	Activity Name	Original Duration	Start	Finish	2024				2025				2026				2027				2028		
					Q3	Q4	Q1	Q2	Q3	Q4	Q1	Q2	Q3	Q4	Q1	Q2	Q3	Q4	Q1	Q2	Q3		
A21510	AV Ceiling Trim (Level 4 - East Corridors)	2	26-Oct-26	27-Oct-26																AV Ceiling Trim (Level 4 - East Corridors)			
A21650	Vaughn Overhead Inspection - Grid Ceilings - (Level 4 - East Corridors)	1	28-Oct-26	28-Oct-26																Vaughn Overhead Inspection - Grid Ceilings - (Level 4 - East Corridors)			
A21770	Vaughn Overhead Corrections (Level 4 - East Corridors)	5	29-Oct-26	04-Nov-26																Vaughn Overhead Corrections (Level 4 - East Corridors)			
A22090	Owner Overhead Inspection (Level 4 - East Corridors)	1	05-Nov-26	05-Nov-26																Owner Overhead Inspection (Level 4 - East Corridors)			
A22320	Owner Overhead Corrections (Level 4 - East Corridors)	3	06-Nov-26	10-Nov-26																Owner Overhead Corrections (Level 4 - East Corridors)			
A22400	Terrazzo (Level 4 - East Corridors)	12	11-Nov-26	30-Nov-26																Terrazzo (Level 4 - East Corridors)			
A22930	Final Paint (Level 4 - East Corridors)	5	01-Dec-26	07-Dec-26																Final Paint (Level 4 - East Corridors)			
A23190	Specialties (FE, Markerboards, Wall Protection) (Level 4 - East Corridors)	3	04-Dec-26	08-Dec-26																Specialties (FE, Markerboards, Wall Protection) (Level 4 - East Corridors)			
A23200	Wall Base (Level 4 - East Corridors)	3	04-Dec-26	08-Dec-26																Wall Base (Level 4 - East Corridors)			
A23210	Controls Wall Trim (Level 4 - East Corridors)	3	04-Dec-26	08-Dec-26																Controls Wall Trim (Level 4 - East Corridors)			
A23220	Security Wall Trim (Level 4 - East Corridors)	3	04-Dec-26	08-Dec-26																Security Wall Trim (Level 4 - East Corridors)			
A23230	AV Displays / Projectors / Wall Trim (Level 4 - East Corridors)	3	04-Dec-26	08-Dec-26																AV Displays / Projectors / Wall Trim (Level 4 - East Corridors)			
A23240	Data Wall Trim (Level 4 - East Corridors)	3	04-Dec-26	08-Dec-26																Data Wall Trim (Level 4 - East Corridors)			
A23250	Electrical Wall Trim (Level 4 - East Corridors)	3	04-Dec-26	08-Dec-26																Electrical Wall Trim (Level 4 - East Corridors)			
A23260	Fire Alarm Wall Trim (Level 4 - East Corridors)	3	04-Dec-26	08-Dec-26																Fire Alarm Wall Trim (Level 4 - East Corridors)			
A23290	Drop Ceiling Tile (Level 4 - East Corridors)	2	09-Dec-26	10-Dec-26																Drop Ceiling Tile (Level 4 - East Corridors)			
A23410	Interior Signage (Level 4 - East Corridors)	2	11-Dec-26	14-Dec-26																Interior Signage (Level 4 - East Corridors)			
LEVEL 4 - WEST CORRIDOR FINISHES		50	20-Oct-26	04-Jan-27																		04-Jan-27, LEVEL 4 - WEST CORRIDOR FINISHES	
A21290	Ceiling Grid (Level 4 - West Corridors)	4	20-Oct-26	23-Oct-26																		■ Ceiling Grid (Level 4 - West Corridors)	
A21340	Electrical Ceiling Trim (Level 4 - West Corridors)	7	21-Oct-26	29-Oct-26																		■ Electrical Ceiling Trim (Level 4 - West Corridors)	
A21350	HVAC Ceiling Trim (Level 4 - West Corridors)	7	21-Oct-26	29-Oct-26																		■ HVAC Ceiling Trim (Level 4 - West Corridors)	
A21360	Fire Sprinkler Drops (Level 4 - West Corridors)	7	21-Oct-26	29-Oct-26																		■ Fire Sprinkler Drops (Level 4 - West Corridors)	
A21640	Fire Alarm Ceiling Trim (Level 4 - West Corridors)	5	27-Oct-26	02-Nov-26																		■ Fire Alarm Ceiling Trim (Level 4 - West Corridors)	
A21930	AV Ceiling Trim (Level 4 - West Corridors)	2	30-Oct-26	02-Nov-26																		■ AV Ceiling Trim (Level 4 - West Corridors)	
A22030	Vaughn Overhead Inspection - Grid Ceilings - (Level 4 - West Corridors)	1	03-Nov-26	03-Nov-26																		■ Vaughn Overhead Inspection - Grid Ceilings - (Level 4 - West Corridors)	
A22050	Vaughn Overhead Corrections (Level 4 - West Corridors)	5	04-Nov-26	10-Nov-26																		■ Vaughn Overhead Corrections (Level 4 - West Corridors)	
A22420	Owner Overhead Inspection (Level 4 - West Corridors)	1	11-Nov-26	11-Nov-26																		■ Owner Overhead Inspection (Level 4 - West Corridors)	
A22450	Owner Overhead Corrections (Level 4 - West Corridors)	3	12-Nov-26	16-Nov-26																		■ Owner Overhead Corrections (Level 4 - West Corridors)	
A22950	Terrazzo (Level 4 - West Corridors)	12	01-Dec-26	16-Dec-26																		■ Terrazzo (Level 4 - West Corridors)	
A23580	Final Paint (Level 4 - West Corridors)	5	17-Dec-26	23-Dec-26																		■ Final Paint (Level 4 - West Corridors)	
A23660	Specialties (FE, Markerboards, Wall Protection) (Level 4 - West Corridors)	3	22-Dec-26	28-Dec-26																		■ Specialties (FE, Markerboards, Wall Protection) (Level 4 - West Corridors)	
A23670	Wall Base (Level 4 - West Corridors)	3	22-Dec-26	28-Dec-26																		■ Wall Base (Level 4 - West Corridors)	
A23680	Controls Wall Trim (Level 4 - West Corridors)	3	22-Dec-26	28-Dec-26																		■ Controls Wall Trim (Level 4 - West Corridors)	
A23690	Security Wall Trim (Level 4 - West Corridors)	3	22-Dec-26	28-Dec-26																		■ Security Wall Trim (Level 4 - West Corridors)	
A23700	AV Displays / Projectors / Wall Trim (Level 4 - West Corridors)	3	22-Dec-26	28-Dec-26																		■ AV Displays / Projectors / Wall Trim (Level 4 - West Corridors)	
A23710	Data Wall Trim (Level 4 - West Corridors)	3	22-Dec-26	28-Dec-26																		■ Data Wall Trim (Level 4 - West Corridors)	
A23720	Electrical Wall Trim (Level 4 - West Corridors)	3	22-Dec-26	28-Dec-26																		■ Electrical Wall Trim (Level 4 - West Corridors)	
A23730	Fire Alarm Wall Trim (Level 4 - West Corridors)	3	22-Dec-26	28-Dec-26																		■ Fire Alarm Wall Trim (Level 4 - West Corridors)	
A23880	Drop Ceiling Tile (Level 4 - West Corridors)	2	29-Dec-26	30-Dec-26																		■ Drop Ceiling Tile (Level 4 - West Corridors)	
A23930	Interior Signage (Level 4 - West Corridors)	2	31-Dec-26	04-Jan-27																		■ Interior Signage (Level 4 - West Corridors)	
MEP EQUIPMENT		101	08-Jun-26	28-Oct-26																		28-Oct-26, MEP EQUIPMENT	
PENTHOUSE MEP		66	08-Jun-26	09-Sep-26																		09-Sep-26, PENTHOUSE MEP	
A11600	Set & Assemble AHU	10	08-Jun-26	19-Jun-26																		■ Set & Assemble AHU	
A12630	MEP Connections to AHU	25	22-Jun-26	27-Jul-26																		■ MEP Connections to AHU	
A18370	Startup AHU	3	04-Sep-26	09-Sep-26																		■ Startup AHU	
SWITCHBOARDS		36	21-Jul-26	09-Sep-26																		09-Sep-26, SWITCHBOARDS	
A14860	Set & Assemble MSB	5	21-Jul-26	27-Jul-26																		■ Set & Assemble MSB	
A15340	Electrical Connections to MSB	25	28-Jul-26	31-Aug-26																		■ Electrical Connections to MSB	

Actual Work Critical Remaining Work Summary
Remaining Work Milestone

Activity ID	Activity Name	Original Duration	Start	Finish	24	2025				2026				2027				2028			
					Q3	Q4	Q1	Q2	Q3	Q4	Q1	Q2	Q3	Q4	Q1	Q2	Q3	Q4	Q1	Q2	Q3
A15350	Set & Assemble EMS	3	28-Jul-26	30-Jul-26																	
A15730	Electrical Connections to EMS	20	31-Jul-26	27-Aug-26																	
A18110	Startup MSB	3	01-Sep-26	03-Sep-26																	
A18380	Statup EMS	3	04-Sep-26	09-Sep-26																	
ELEVATORS		40	02-Sep-26	28-Oct-26																	
A16690	Elevator - Service Car A	25	02-Sep-26	07-Oct-26																	
A17740	Elevator - Passenger Car B	25	17-Sep-26	21-Oct-26																	
A20160	Elevator - Car C	5	22-Oct-26	28-Oct-26																	
TAB AND COMMISSIONING		97	10-Sep-26	29-Jan-27																	
A18780	Commissioning / Programming / Controls (Level 1 - East)	5	10-Sep-26	16-Sep-26																	
A19210	Commissioning / Programming / Controls (Level 1 - West)	5	17-Sep-26	23-Sep-26																	
A19580	Commissioning / Programming / Controls (Level 2 - East)	5	24-Sep-26	30-Sep-26																	
A20150	Commissioning / Programming / Controls (Level 2 - West)	5	01-Oct-26	07-Oct-26																	
A20610	Commissioning / Programming / Controls (Level 3 - East)	5	08-Oct-26	14-Oct-26																	
A21030	Commissioning / Programming / Controls (Level 3 - West)	5	15-Oct-26	21-Oct-26																	
A21460	Commissioning / Programming / Controls (Level 4 - East)	5	22-Oct-26	28-Oct-26																	
A21940	Commissioning / Programming / Controls (Level 4 - West)	5	29-Oct-26	04-Nov-26																	
A21980	Test and Balance (Level 1 - East)	7	30-Oct-26	09-Nov-26																	
A22430	Test and Balance (Level 1 - West)	7	10-Nov-26	18-Nov-26																	
A22750	Test and Balance (Level 2 - East)	7	19-Nov-26	01-Dec-26																	
A23150	Test and Balance (Level 2 - West)	7	02-Dec-26	10-Dec-26																	
A23480	Test and Balance (Level 3 - East)	7	15-Dec-26	23-Dec-26																	
A23890	Test and Balance (Level 3 - West)	7	28-Dec-26	06-Jan-27																	
A24050	Test and Balance (Level 4 - East)	7	12-Jan-27	20-Jan-27																	
A24150	Test and Balance (Level 4 - West)	7	21-Jan-27	29-Jan-27																	
FINAL CLEAN AND PUNCH		118	15-Sep-26	04-Mar-27																	
LEVEL 1		43	23-Oct-26	28-Dec-26																	
A21470	Rough Clean (Level 1)	5	23-Oct-26	29-Oct-26																	
A21950	Vaughn Punch (Level 1)	3	30-Oct-26	03-Nov-26																	
A22060	Vaughn Punch Corrections (Level 1)	10	04-Nov-26	17-Nov-26																	
A22690	Intermediate Clean (Level 1)	4	18-Nov-26	23-Nov-26																	
A22870	Owner Punch (Level 1)	2	24-Nov-26	25-Nov-26																	
A22920	Owner Punch Corrections (Level 1)	15	30-Nov-26	18-Dec-26																	
A23650	Final Clean (Level 1)	3	21-Dec-26	23-Dec-26																	
A23830	Rewalk Owner Punch (Level 1)	1	28-Dec-26	28-Dec-26																	
LEVEL 2		43	12-Nov-26	18-Jan-27																	
A22480	Rough Clean (Level 2)	5	12-Nov-26	18-Nov-26																	
A22740	Vaughn Punch (Level 2)	3	19-Nov-26	23-Nov-26																	
A22910	Vaughn Punch Corrections (Level 2)	10	24-Nov-26	09-Dec-26																	
A23420	Intermediate Clean (Level 2)	4	10-Dec-26	15-Dec-26																	
A23590	Owner Punch (Level 2)	2	16-Dec-26	17-Dec-26																	
A23630	Owner Punch Corrections (Level 2)	15	18-Dec-26	12-Jan-27																	
A24080	Final Clean (Level 2)	3	13-Jan-27	15-Jan-27																	
A24120	Rewalk Owner Punch (Level 2)	1	18-Jan-27	18-Jan-27																	
LEVEL 3		43	08-Dec-26	09-Feb-27																	
A23310	Rough Clean (Level 3)	5	08-Dec-26	14-Dec-26																	
A23470	Vaughn Punch (Level 3)	3	15-Dec-26	17-Dec-26																	
A23640	Vaughn Punch Corrections (Level 3)	10	18-Dec-26	05-Jan-27																	



Activity ID	Activity Name	Original Duration	Start	Finish	24	2025				2026				2027				2028			
					Q3	Q4	Q1	Q2	Q3	Q4	Q1	Q2	Q3	Q4	Q1	Q2	Q3	Q4	Q1	Q2	Q3
A24000	Intermediate Clean (Level 3)	4	06-Jan-27	11-Jan-27																	
A24060	Owner Punch (Level 3)	2	12-Jan-27	13-Jan-27																	
A24090	Owner Punch Corrections (Level 3)	15	14-Jan-27	03-Feb-27																	
A24180	Final Clean (Level 3)	3	04-Feb-27	08-Feb-27																	
A24220	Rewalk Owner Punch (Level 3)	1	09-Feb-27	09-Feb-27																	
LEVEL 4		43	05-Jan-27	04-Mar-27																	
A23950	Rough Clean (Level 4)	5	05-Jan-27	11-Jan-27																	
A24040	Vaughn Punch (Level 4)	3	12-Jan-27	14-Jan-27																	
A24100	Vaughn Punch Corrections (Level 4)	10	15-Jan-27	28-Jan-27																	
A24160	Intermediate Clean (Level 4)	4	29-Jan-27	03-Feb-27																	
A24170	Owner Punch (Level 4)	2	04-Feb-27	05-Feb-27																	
A24210	Owner Punch Corrections (Level 4)	15	08-Feb-27	26-Feb-27																	
A24230	Final Clean (Level 4)	3	01-Mar-27	03-Mar-27																	
A24240	Rewalk Owner Punch (Level 4)	1	04-Mar-27	04-Mar-27																	
SKIN		34	05-Nov-26	28-Dec-26																	
A22120	Final Clean (Skin)	10	05-Nov-26	18-Nov-26																	
A22710	Vaughn Punch (Skin)	2	19-Nov-26	20-Nov-26																	
A22860	Vaughn Punch Corrections (Skin)	5	23-Nov-26	01-Dec-26																	
A23140	Owner Punch (Skin)	1	02-Dec-26	02-Dec-26																	
A23160	Owner Punch Corrections (Skin)	15	03-Dec-26	23-Dec-26																	
A23850	Rewalk Owner Punch (Skin)	1	28-Dec-26	28-Dec-26																	
SITE		31	04-Dec-26	20-Jan-27																	
A23270	Final Clean (Site)	7	04-Dec-26	14-Dec-26																	
A23450	Vaughn Punch (Site)	2	15-Dec-26	16-Dec-26																	
A23600	Vaughn Punch Corrections (Site)	5	17-Dec-26	23-Dec-26																	
A23840	Owner Punch (Site)	1	28-Dec-26	28-Dec-26																	
A23900	Owner Punch Corrections (Site)	15	29-Dec-26	19-Jan-27																	
A24140	Rewalk Owner Punch (Site)	1	20-Jan-27	20-Jan-27																	
PRE-OCCUPANCY TESTING & INSPECTIONS		87	15-Sep-26	20-Jan-27																	
ELEVATOR INSPECTIONS		51	29-Oct-26	14-Jan-27																	
A20500	Inspect Elevator Shaft Walls and Ledges by QAQC	1	29-Oct-26	29-Oct-26																	
A20510	Elevator Pre-Inspection by Elevator Subcontractor & QAQC	2	29-Oct-26	30-Oct-26																	
A20620	Correct Elevator Shaft Walls and Ledges Deficiencies	5	30-Oct-26	05-Nov-26																	
A20770	Correct Elevator Deficiencies discovered by Elevator Sub	5	02-Nov-26	06-Nov-26																	
A23870	Elevator Recall Pretesting	5	29-Dec-26	05-Jan-27																	
A23980	State Elevator Inspection	1	06-Jan-27	06-Jan-27																	
A23990	Correct Elevator Deficiencies discovered by State Elevator Inspector	5	07-Jan-27	13-Jan-27																	
A24070	State Elevator Final Inspection	1	14-Jan-27	14-Jan-27																	
LIFE SAFETY TESTING		76	15-Sep-26	05-Jan-27																	
A18940	Test Automatic Transfer Switch 10 Second Timing	1	15-Sep-26	15-Sep-26																	
A19050	Emergency Lighting Initial Test	1	16-Sep-26	16-Sep-26																	
A19160	Emergency Lighting Corrections	10	17-Sep-26	30-Sep-26																	
A19220	GenSet & Automatic Transfer Switch 10 Second Timing Corrections	10	18-Sep-26	01-Oct-26																	
A20070	Emergency Lighting Re-Test	1	01-Oct-26	01-Oct-26																	
A22130	Chlorinate Domestic Water System	2	05-Nov-26	06-Nov-26																	
A22350	Microbial Testing of Domestic Water System	3	09-Nov-26	11-Nov-26																	
A23860	Fire Alarm System Final Testing by Subcontractor	5	29-Dec-26	05-Jan-27																	
A23920	Fire Protection - Flow Tamper Pre-Testing	3	31-Dec-26	05-Jan-27																	

█ Actual Work
 █ Critical Remaining Work
 ▾ Summary
█ Remaining Work
 ◆ Milestone

Activity ID	Activity Name	Original Duration	Start	Finish	24	2025				2026				2027				2028					
						Q3	Q4	Q1	Q2	Q3	Q4	Q1	Q2	Q3	Q4	Q1	Q2	Q3					
A23940	Fire Alarm System Emergency Battery Backup Pre-Test	1	05-Jan-27	05-Jan-27																			Fire Alarm System Emergency Battery Backup Pre-Test
	AHJ FINAL INSPECTIONS	54	30-Oct-26	20-Jan-27																			▼ 20-Jan-27, AHJ FINAL INSPECTIONS
A21790	AHJ Fire Pump and Stand Pipe Flow Test	1	30-Oct-26	30-Oct-26																			AHJ Fire Pump and Stand Pipe Flow Test
A21960	AHJ Fire Protection - Final Walk Coverage Inspection	5	02-Nov-26	06-Nov-26																			AHJ Fire Protection - Final Walk Coverage Inspection
A22460	AHJ / City Plumbing - Final Inspection	5	12-Nov-26	18-Nov-26																			AHJ / City Plumbing - Final Inspection
A23960	AHJ Fire Alarm System Testing	3	06-Jan-27	08-Jan-27																			AHJ Fire Alarm System Testing
A23970	AHJ Fire Protection - Flow Tamper Testing With AHJ	2	06-Jan-27	07-Jan-27																			AHJ Fire Protection - Flow Tamper Testing With AHJ
A24010	Fire Alarm System Emergency Battery Backup Test with AHJ	1	11-Jan-27	11-Jan-27																			Fire Alarm System Emergency Battery Backup Test with AHJ
A24020	AHJ / City Mechanical - Final Inspection	5	12-Jan-27	18-Jan-27																			AHJ / City Mechanical - Final Inspection
A24030	AHJ / City Electrical - Final Inspection	5	12-Jan-27	18-Jan-27																			AHJ / City Electrical - Final Inspection
A24110	AHJ Emergency Lighting Final Inspection	1	19-Jan-27	19-Jan-27																			AHJ Emergency Lighting Final Inspection
A24130	AHJ - Final Building Inspection	1	20-Jan-27	20-Jan-27																			AHJ - Final Building Inspection

■ Actual Work
■ Critical Remaining Work
▼ Summary
■ Remaining Work
◆ Milestone

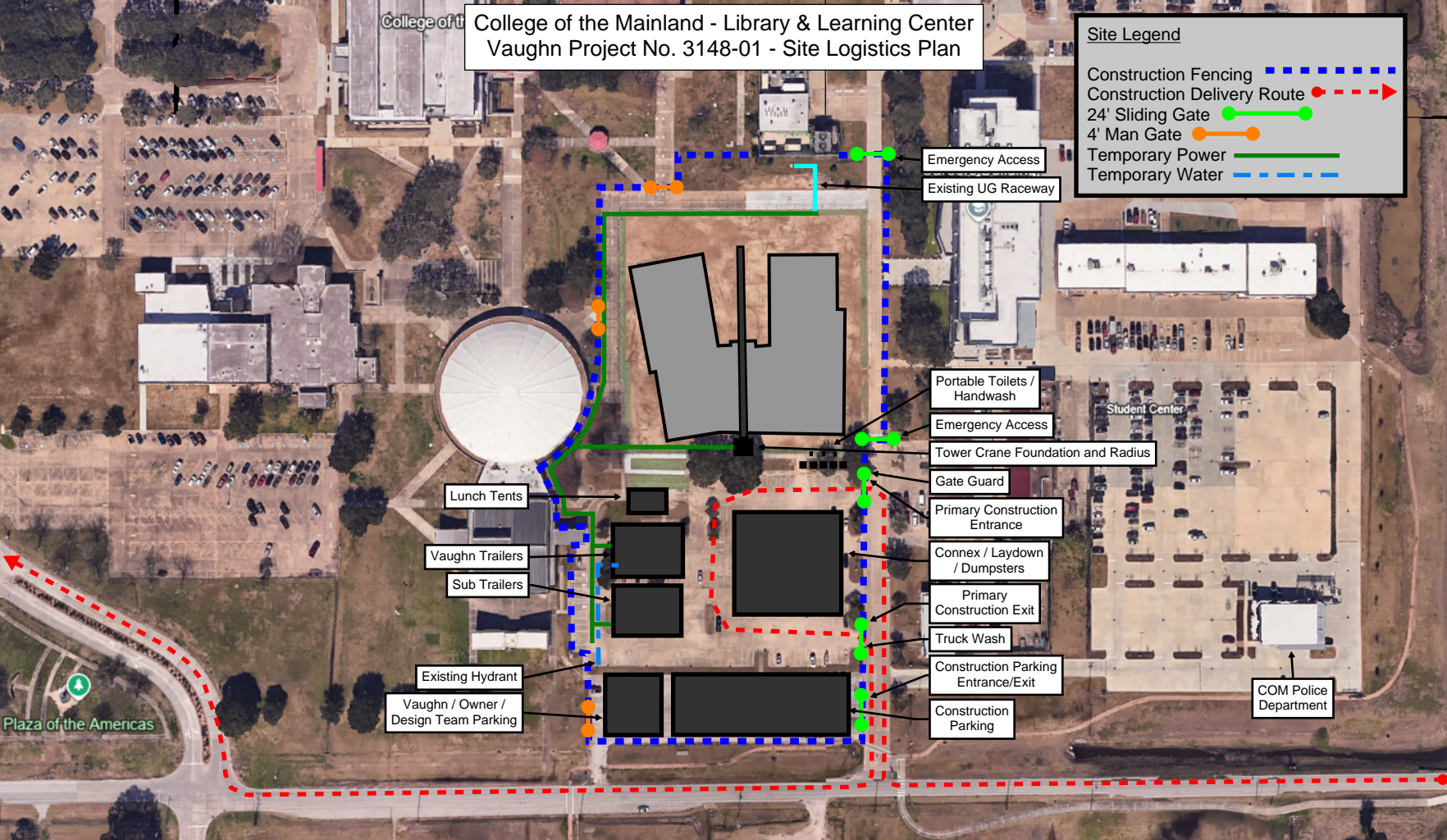
TAB SIX



College of the Mainland - Library & Learning Center
 Vaughn Project No. 3148-01 - Site Logistics Plan

Site Legend

- Construction Fencing
- Construction Delivery Route
- 24' Sliding Gate
- 4' Man Gate
- Temporary Power
- Temporary Water



Emergency Access
 Existing UG Raceway

Portable Toilets / Handwash
 Emergency Access
 Tower Crane Foundation and Radius
 Gate Guard

Primary Construction Entrance
 Connex / Laydown / Dumpsters
 Primary Construction Exit
 Truck Wash

Construction Parking Entrance/Exit
 Construction Parking

Lunch Tents
 Vaughn Trailers
 Sub Trailers
 Existing Hydrant
 Vaughn / Owner / Design Team Parking

Student Center

COM Police Department

Plaza of the Americas

TAB SEVEN



Audiovisual Systems									
Opinion of Probable Cost									
Space Description	Room Number	Qty	Equipment	Labor	Subtotal	Extended Equipment	Extended Labor	Extended Subtotal	Section Totals
All floors									
		0	\$ -	\$ -	\$ -	\$ -	\$ -	\$ -	
Small Study Rooms	245, 250, 251	9	\$ 6,391	\$ 1,854	\$ 8,245	\$ 57,523	\$ 16,682	\$ 74,204	
Small Collaboration Rooms	1	0	\$ 6,391	\$ 1,854	\$ 8,245	\$ -	\$ -	\$ -	
Small Conference Rooms	120-13, 120	7	\$ 10,508	\$ 3,047	\$ 13,555	\$ 73,554	\$ 21,331	\$ 94,885	
Medium Collaboration Rooms	353, 356	5	\$ 8,235	\$ 2,388	\$ 10,623	\$ 41,174	\$ 11,940	\$ 53,114	
Medium Study Rooms	237, 239, 24	4	\$ 8,235	\$ 2,388	\$ 10,623	\$ 32,939	\$ 9,552	\$ 42,492	
Medium Conference Rooms	304-05, 404	3	\$ 12,779	\$ 3,706	\$ 16,485	\$ 38,337	\$ 11,118	\$ 49,454	
Large Learning Rooms	367, 467	2	\$ 11,185	\$ 3,244	\$ 14,429	\$ 22,370	\$ 6,487	\$ 28,858	
Large Conference Rooms	120-11, 304	4	\$ 15,734	\$ 4,563	\$ 20,296	\$ 62,934	\$ 18,251	\$ 81,185	
Classroom	210, 212, 21	42	\$ 38,020	\$ 11,026	\$ 49,046	\$ 1,596,856	\$ 463,088	\$ 2,059,944	
Library Classroom	231, 233	2	\$ 38,020	\$ 11,026	\$ 49,046	\$ 76,041	\$ 22,052	\$ 98,093	
Digital Scholarship	272	1	\$ 19,975	\$ 5,793	\$ 25,767	\$ 19,975	\$ 5,793	\$ 25,767	
Lab Help Desk	249	1	\$ 6,658	\$ 1,931	\$ 8,589	\$ 6,658	\$ 1,931	\$ 8,589	
General Consult Room	139	1	\$ 10,508	\$ 3,047	\$ 13,555	\$ 10,508	\$ 3,047	\$ 13,555	
Enclave Huddle Room	304-61, 404	2	\$ 6,391	\$ 1,854	\$ 8,245	\$ 12,783	\$ 3,707	\$ 16,490	
Workroom/Meeting Room	134-22	1	\$ 8,235	\$ 2,388	\$ 10,623	\$ 8,235	\$ 2,388	\$ 10,623	
Large Study Room	268	1	\$ 10,757	\$ 3,120	\$ 13,877	\$ 10,757	\$ 3,120	\$ 13,877	
Testing Room	120-36	1	\$ 38,020	\$ 11,026	\$ 49,046	\$ 38,020	\$ 11,026	\$ 49,046	
Flexible Event Room	133	1	\$ 63,203	\$ 18,329	\$ 81,532	\$ 63,203	\$ 18,329	\$ 81,532	
Auditorium	104-1	1	\$ 286,692	\$ 83,141	\$ 369,833	\$ 286,692	\$ 83,141	\$ 369,833	
		0	\$ -	\$ -	\$ -	\$ -	\$ -	\$ -	
									\$ 3,171,541
Building-Wide Systems									
Signage	1	1	\$ 83,166	\$ 24,118	\$ 107,284	\$ 83,166	\$ 24,118	\$ 107,284	
									\$ 107,284
EXTENDED SUBTOTALS:						\$ 2,541,724	\$ 737,100		\$ 3,278,824
State & Local Taxes at 0%									\$ -
Contingency Allowance at 15%									\$ 491,824
Market Condition Premium at 10%									\$ 327,882
Escalation at 0%									\$ -
TOTAL TECHNOLOGY SYSTEMS OPC FOR ALL ABOVE:									\$ 4,098,530

Audiovisual Systems									
Opinion of Probable Cost - Add-Alternates									
Space Description	Room Number	Qty	Equipment	Labor	Subtotal	Extended Equipment	Extended Labor	Extended Subtotal	Section Totals
Add Alternates									
		0	\$ -	\$ -	\$ -	\$ -	\$ -	\$ -	
		0	\$ -	\$ -	\$ -	\$ -	\$ -	\$ -	
		0	\$ -	\$ -	\$ -	\$ -	\$ -	\$ -	
		0	\$ -	\$ -	\$ -	\$ -	\$ -	\$ -	
		0	\$ -	\$ -	\$ -	\$ -	\$ -	\$ -	
									\$ -
EXTENDED SUBTOTALS:						\$ -	\$ -	\$ -	\$ -
State & Local Taxes at 0%									\$ -
Contingency Allowance at 15%									\$ -
Market Condition Premium at 10%									\$ -
Escalation at 0%									\$ -
TOTAL TECHNOLOGY SYSTEMS OPC FOR ALL ABOVE:									\$ -

Notes:

1. All estimates above represent complete systems, including equipment, installation materials, installation labor and general user training.
2. Cost opinions shown above have been determined using Manufacturer's Suggested Retail Price or other published prices for equipment. The Owner should expect to receive a discount for equipment during competitive bidding. The amount of this discount will be dependent on factors such as final product selections and the schedule of the installation. An estimated discount for the complete package has been applied.
3. An estimated discount of 20% has been included in the above numbers.
4. Estimated freight of 5% has been included in the above numbers.
5. A Contingency of 15% has been included to account for design changes to the project over time.
6. A Market Condition Premium of 10% has been added to account for the impact of ongoing or recent events in the marketplace, including supply chain disruptions and tariffs.
7. An estimated Escalation rate of 0% has been added to the above numbers to account for inflation from the time of the creation of this document until the award.
8. Typical infrastructure items such as back boxes, conduit, cable pathways, AC power and so on are typically provided by the General Contractor or Electrical Contractor and are not included.
9. Related items not included are: Outside Plant, structured cabling systems, voice/data electronics, access control, surveillance systems, specialty lighting fixtures and dimmer controls, traditional white boards, computers and Smart Building Systems.

College of the Mainland

LCB building

Audiovisual Systems Bidding Equipment List

ID	Manufacturer	Model	Item / Description	Unit Qty	Bidding Notes
----	--------------	-------	--------------------	----------	---------------

Number : **245, 250, 252, 260, 262, 264, 266,**

Type : **SY01**

Name : **Small Study Rooms**

Rm Qty : **9**

Display Devices

1	Panasonic	TH-65EQ2W	65" 4K UHD, 500 cd/m2 LED LCD Display (Latest Model)	1	-
2	Chief	ConnexSys	Contractor Selected Flat Panel Display Video Wall Mount	1	-

Speech Reinforcement System/Audio Conferencing

3	QSC	CORE NANO	Audio, Video & Control Processor (8) AEC, USB Bridge, 8x8 Dante (up to 32x32 Dante), (2) RS-232 Ports, (2) VoIP	1	-
---	-----	-----------	---	---	---

Control System

4	QSC	TSC-50-G3	5" PoE Touch Screen Controller for In-Wall Mounting.	1	-
5	QSC	SLMST-8N-P	Q-SYS Core 8 Flex, Core Nano, NV-32-H (Core Capable) License for Microsoft Teams Room Software Features, Enables Both Q-SYS Scripting and UCI Deployment, Perpetual.	1	-

Rack, Panels, Misc.

6			Installation Materials as Defined in AV Systems Specification	Lot	
7			Custom Wall/Floor Box and Decorator-Style Plates as Needed	Lot	
8			Pre-Made Loose Cabling and Field Cabling as Needed	Lot	
9			Rack Panels, Vents, Mounts, Shelves, Other Rack Materials as Needed	Lot	
10			Rack ID Panels per Specification, See AV Rack Accessories	Lot	
11			Wall, Ceiling Mounts and Mounting Hardware as Needed	Lot	
12			Control System Accessories as Needed	Lot	
13			Power Supplies and Power Distribution as Needed	Lot	
14			Cable Terminations, Cable Dressing, Labels, Ties, Cable Management as Needed	Lot	

End of System

College of the Mainland

LCB building

Audiovisual Systems Bidding Equipment List

ID	Manufacturer	Model	Item / Description	Unit Qty	Bidding Notes
----	--------------	-------	--------------------	----------	---------------

Number : **1**

Type : **SY02**

Name : **Small Collaboration Rooms**

Rm Qty : **0**

Display Devices

1	Panasonic	TH-65EQ2W	65" 4K UHD, 500 cd/m2 LED LCD Display (Latest Model)	1	-
2	Chief	ConnexSys	Contractor Selected Flat Panel Display Video Wall Mount	1	-

Signal Processing, Routing, and Distribution

3	QSC	CORE NANO	Audio, Video & Control Processor (8) AEC, USB Bridge, 8x8 Dante (up to 32x32 Dante), (2) RS-232 Ports, (2) VoIP	1	-
---	-----	-----------	---	---	---

Control System

4	QSC	TSC-50-G3	5" PoE Touch Screen Controller for In-Wall Mounting.	1	-
5	QSC	SLMST-8N-P	Q-SYS Core 8 Flex, Core Nano, NV-32-H (Core Capable) License for Microsoft Teams Room Software Features, Enables Both Q-SYS Scripting and UCI Deployment, Perpetual.	1	-

Rack, Panels, Misc.

6			Installation Materials as Defined in AV Systems Specification	Lot	
7			Custom Wall/Floor Box and Decorator-Style Plates as Needed	Lot	
8			Pre-Made Loose Cabling and Field Cabling as Needed	Lot	
9			Rack Panels, Vents, Mounts, Shelves, Other Rack Materials as Needed	Lot	
10			Rack ID Panels per Specification, See AV Rack Accessories	Lot	
11			Wall, Ceiling Mounts and Mounting Hardware as Needed	Lot	
12			Control System Accessories as Needed	Lot	
13			Power Supplies and Power Distribution as Needed	Lot	
14			Cable Terminations, Cable Dressing, Labels, Ties, Cable Management as Needed	Lot	

End of System

College of the Mainland

LCB building

Audiovisual Systems

Bidding Equipment List

ID	Manufacturer	Model	Item / Description	Unit Qty	Bidding Notes
----	--------------	-------	--------------------	----------	---------------

Number : **120-13, 120-33, 304-09, 304-71, 404-09, 404-71**

Type : **SY03**

Name : **Small Conference Rooms**

Rm Qty : **7**

Display Devices

1	Panasonic	TH-65EQ2W	65" 4K UHD, 500 cd/m2 LED LCD Display (Latest Model)	1	-
2	Chief	ConnexSys	Contractor Selected Flat Panel Display Video Wall Mount	1	-

Source Devices

3	Barco	Click Share CX-30	Collaboration Conferencing Appliance	1	-
---	-------	-------------------	--------------------------------------	---	---

Video Capture, Streaming and Conferencing

4	Jabra	PanaCast 50	4K Ultra-Wide 180 Deg USB Camera w/Wall bracket, Intelligent Zoom	1	D
5	QSC	NL-SB42	3.5" Two-way Network Soundbar, PoE/PoE+. Includes Hanging Hardware.	1	-

Speech Reinforcement System/Audio Conferencing

6	QSC	CORE NANO	Audio, Video & Control Processor (8) AEC, USB Bridge, 8x8 Dante (up to 32x32 Dante), (2) RS-232 Ports, (2) VoIP	1	-
---	-----	-----------	---	---	---

Control System

7	QSC	TSC-50-G3	5" PoE Touch Screen Controller for In-Wall Mounting.	1	-
8	QSC	SLMST-8N-P	Q-SYS Core 8 Flex, Core Nano, NV-32-H (Core Capable) License for Microsoft Teams Room Software Features, Enables Both Q-SYS Scripting and UCI Deployment, Perpetual.	1	-

Rack, Panels, Misc.

9			Installation Materials as Defined in AV Systems Specification	Lot	
10			Custom Wall/Floor Box and Decorator-Style Plates as Needed	Lot	
11			Pre-Made Loose Cabling and Field Cabling as Needed	Lot	
12			Rack Panels, Vents, Mounts, Shelves, Other Rack Materials as Needed	Lot	
13			Rack ID Panels per Specification, See AV Rack Accessories	Lot	
14			Wall, Ceiling Mounts and Mounting Hardware as Needed	Lot	
15			Control System Accessories as Needed	Lot	
16			Power Supplies and Power Distribution as Needed	Lot	
17			Cable Terminations, Cable Dressing, Labels, Ties, Cable Management as Needed	Lot	

End of System

College of the Mainland

LCB building

Audiovisual Systems Bidding Equipment List

ID	Manufacturer	Model	Item / Description	Unit Qty	Bidding Notes
----	--------------	-------	--------------------	----------	---------------

Number : **237, 239, 241, 243**

Type : **SY04**

Name : **Medium Study Rooms**

Rm Qty : **4**

Display Devices

1	Panasonic	TH-75EQ2W	75" 4K UHD, 500 cd/m2 LED LCD Display (Latest Model)	1	-
2	Chief	ConnexSys	Contractor Selected Flat Panel Display Video Wall Mount	1	-

Speech Reinforcement System/Audio Conferencing

3	QSC	CORE NANO	Audio, Video & Control Processor (8) AEC, USB Bridge, 8x8 Dante (up to 32x32 Dante), (2) RS-232 Ports, (2) VoIP	1	-
---	-----	-----------	---	---	---

Control System

4	QSC	TSC-50-G3	5" PoE Touch Screen Controller for In-Wall Mounting.	1	-
5	QSC	SLMST-8N-P	Q-SYS Core 8 Flex, Core Nano, NV-32-H (Core Capable) License for Microsoft Teams Room Software Features, Enables Both Q-SYS Scripting and UCI Deployment, Perpetual.	1	-

Rack, Panels, Misc.

6			Installation Materials as Defined in AV Systems Specification	Lot	
7			Custom Wall/Floor Box and Decorator-Style Plates as Needed	Lot	
8			Pre-Made Loose Cabling and Field Cabling as Needed	Lot	
9			Rack Panels, Vents, Mounts, Shelves, Other Rack Materials as Needed	Lot	
10			Rack ID Panels per Specification, See AV Rack Accessories	Lot	
11			Wall, Ceiling Mounts and Mounting Hardware as Needed	Lot	
12			Control System Accessories as Needed	Lot	
13			Power Supplies and Power Distribution as Needed	Lot	
14			Cable Terminations, Cable Dressing, Labels, Ties, Cable Management as Needed	Lot	

End of System

College of the Mainland

LCB building

Audiovisual Systems Bidding Equipment List

ID	Manufacturer	Model	Item / Description	Unit Qty	Bidding Notes
----	--------------	-------	--------------------	----------	---------------

Number : **353, 356**

Type : **SY05**

Name : **Medium Collaboration Rooms**

Rm Qty : **5**

Display Devices

1	Panasonic	TH-75EQ2W	75" 4K UHD, 500 cd/m2 LED LCD Display (Latest Model)	1	-
2	Chief	ConnexSys	Contractor Selected Flat Panel Display Video Wall Mount	1	-

Speech Reinforcement System/Audio Conferencing

3	QSC	CORE NANO	Audio, Video & Control Processor (8) AEC, USB Bridge, 8x8 Dante (up to 32x32 Dante), (2) RS-232 Ports, (2) VoIP	1	-
---	-----	-----------	---	---	---

Rack, Panels, Misc.

4	QSC	TSC-50-G3	5" PoE Touch Screen Controller for In-Wall Mounting.	1	-
5	QSC	SLMST-8N-P	Q-SYS Core 8 Flex, Core Nano, NV-32-H (Core Capable) License for Microsoft Teams Room Software Features, Enables Both Q-SYS Scripting and UCI Deployment, Perpetual.	1	-
6			Installation Materials as Defined in AV Systems Specification	Lot	
7			Custom Wall/Floor Box and Decorator-Style Plates as Needed	Lot	
8			Pre-Made Loose Cabling and Field Cabling as Needed	Lot	
9			Rack Panels, Vents, Mounts, Shelves, Other Rack Materials as Needed	Lot	
10			Rack ID Panels per Specification, See AV Rack Accessories	Lot	
11			Wall, Ceiling Mounts and Mounting Hardware as Needed	Lot	
12			Control System Accessories as Needed	Lot	
13			Power Supplies and Power Distribution as Needed	Lot	
14			Cable Terminations, Cable Dressing, Labels, Ties, Cable Management as Needed	Lot	

End of System

College of the Mainland

LCB building

Audiovisual Systems Bidding Equipment List

ID	Manufacturer	Model	Item / Description	Unit Qty	Bidding Notes
----	--------------	-------	--------------------	----------	---------------

Number : **304-05, 404-05, 404-56**

Type : **SY06**

Name : **Medium Conference Rooms**

Rm Qty : **3**

Display Devices

1	Panasonic	TH-75EQ2W	75" 4K UHD, 500 cd/m2 LED LCD Display (Latest Model)	1	-
2	Chief	ConnexSys	Contractor Selected Flat Panel Display Video Wall Mount	1	-

Source Devices

3	Barco	Click Share CX-30	Collaboration Conferencing Appliance	1	-
---	-------	-------------------	--------------------------------------	---	---

Video Capture, Streaming and Conferencing

4	Jabra	PanaCast 50	4K Ultra-Wide 180 Deg USB Camera w/Wall bracket, Intelligent Zoom	1	D
5	QSC	NL-SB42	3.5" Two-way Network Soundbar, PoE/PoE+. Includes Hanging Hardware.	1	-

Speech Reinforcement System/Audio Conferencing

6	QSC	CORE NANO	Audio, Video & Control Processor (8) AEC, USB Bridge, 8x8 Dante (up to 32x32 Dante), (2) RS-232 Ports, (2) VoIP	1	-
---	-----	-----------	---	---	---

Control System

7	QSC	TSC-70-G3	Q-SYS 7" PoE Touch Screen Controller For In-Wall Mounting. Available In Black Only	1	-
8	QSC	SLMST-8N-P	Q-SYS Core 8 Flex, Core Nano, NV-32-H (Core Capable) License for Microsoft Teams Room Software Features, Enables Both Q-SYS Scripting and UCI Deployment, Perpetual.	1	-

Rack, Panels, Misc.

9			Installation Materials as Defined in AV Systems Specification	Lot	
10			Custom Wall/Floor Box and Decorator-Style Plates as Needed	Lot	
11			Pre-Made Loose Cabling and Field Cabling as Needed	Lot	
12			Rack Panels, Vents, Mounts, Shelves, Other Rack Materials as Needed	Lot	
13			Rack ID Panels per Specification, See AV Rack Accessories	Lot	
14			Wall, Ceiling Mounts and Mounting Hardware as Needed	Lot	
15			Control System Accessories as Needed	Lot	
16			Power Supplies and Power Distribution as Needed	Lot	
17			Cable Terminations, Cable Dressing, Labels, Ties, Cable Management as Needed	Lot	

End of System

College of the Mainland

LCB building

Audiovisual Systems Bidding Equipment List

ID	Manufacturer	Model	Item / Description	Unit Qty	Bidding Notes
----	--------------	-------	--------------------	----------	---------------

Number : **367, 467**

Type : **SY07**

Name : **Large Learning Rooms**

Rm Qty : **2**

Display Devices

1	Panasonic	TH-86EQ2W	86" 4K UHD, 500 cd/m2 LED LCD Display (Latest Model)	1	-
2	Chief	ConnexSys	Contractor Selected Flat Panel Display Video Wall Mount	1	-

Speech Reinforcement System/Audio Conferencing

3	QSC	CORE NANO	Audio, Video & Control Processor (8) AEC, USB Bridge, 8x8 Dante (up to 32x32 Dante), (2) RS-232 Ports, (2) VoIP	1	-
---	-----	-----------	---	---	---

Control System

4	QSC	TSC-70-G3	Q-SYS 7" PoE Touch Screen Controller For In-Wall Mounting. Available In Black Only	1	-
5	QSC	SLMST-8N-P	Q-SYS Core 8 Flex, Core Nano, NV-32-H (Core Capable) License for Microsoft Teams Room Software Features, Enables Both Q-SYS Scripting and UCI Deployment, Perpetual.	1	-

Rack, Panels, Misc.

6			Installation Materials as Defined in AV Systems Specification	Lot	
7			Custom Wall/Floor Box and Decorator-Style Plates as Needed	Lot	
8			Pre-Made Loose Cabling and Field Cabling as Needed	Lot	
9			Rack Panels, Vents, Mounts, Shelves, Other Rack Materials as Needed	Lot	
10			Rack ID Panels per Specification, See AV Rack Accessories	Lot	
11			Wall, Ceiling Mounts and Mounting Hardware as Needed	Lot	
12			Control System Accessories as Needed	Lot	
13			Power Supplies and Power Distribution as Needed	Lot	
14			Cable Terminations, Cable Dressing, Labels, Ties, Cable Management as Needed	Lot	

End of System

College of the Mainland

LCB building

Audiovisual Systems Bidding Equipment List

ID	Manufacturer	Model	Item / Description	Unit Qty	Bidding Notes
----	--------------	-------	--------------------	----------	---------------

Number : **120-11, 304-47, 404-47,**

Type : **SY08**

Name : **Large Conference Rooms**

Rm Qty : **4**

Display Devices

1	Panasonic	TH-98SQExW	98" 4K UHD, 500-Nit, SDM, LED LCD Display	1	-
2	Chief	ConnexSys	Contractor Selected Flat Panel Display Video Wall Mount	1	-

Source Devices

3	Barco	Click Share CX-30	Collaboration Conferencing Appliance	1	-
---	-------	-------------------	--------------------------------------	---	---

Video Capture, Streaming and Conferencing

4	Jabra	PanaCast 50	4K Ultra-Wide 180 Deg USB Camera w/Wall bracket, Intelligent Zoom	1	D
5	QSC	NL-SB42	3.5" Two-way Network Soundbar, PoE/PoE+. Includes Hanging Hardware.	1	-

Speech Reinforcement System/Audio Conferencing

6	QSC	CORE NANO	Audio, Video & Control Processor (8) AEC, USB Bridge, 8x8 Dante (up to 32x32 Dante), (2) RS-232 Ports, (2) VoIP	1	-
---	-----	-----------	---	---	---

Control System

7	QSC	TSC-70-G3	Q-SYS 7" PoE Touch Screen Controller For In-Wall Mounting. Available In Black Only	1	-
8	QSC	SLMST-8N-P	Q-SYS Core 8 Flex, Core Nano, NV-32-H (Core Capable) License for Microsoft Teams Room Software Features, Enables Both Q-SYS Scripting and UCI Deployment, Perpetual.	1	-

Rack, Panels, Misc.

9			Installation Materials as Defined in AV Systems Specification	Lot	
10			Custom Wall/Floor Box and Decorator-Style Plates as Needed	Lot	
11			Pre-Made Loose Cabling and Field Cabling as Needed	Lot	
12			Rack Panels, Vents, Mounts, Shelves, Other Rack Materials as Needed	Lot	
13			Rack ID Panels per Specification, See AV Rack Accessories	Lot	
14			Wall, Ceiling Mounts and Mounting Hardware as Needed	Lot	
15			Control System Accessories as Needed	Lot	
16			Power Supplies and Power Distribution as Needed	Lot	
17			Cable Terminations, Cable Dressing, Labels, Ties, Cable Management as Needed	Lot	

End of System

College of the Mainland

LCB building

Audiovisual Systems Bidding Equipment List

ID	Manufacturer	Model	Item / Description	Unit Qty	Bidding Notes
----	--------------	-------	--------------------	----------	---------------

Number : **210, 212, 215, 219, 220, 222, 310, 312, 315, 320, 319, 322, 338, 339, 345, 346, 349, 350, 359, 361, 362, 364, 365, 366, 410, 412, 415, 419, 420, 422 438, 439,445, 448, 449, 450, 459, 461, 462, 464, 465, 466**

Type : **SY09**

Name : **Classroom**

Rm Qty : **42**

Display Devices

1	Panasonic	PT-VMZ60	6,500 ANSI Lumen, Laser LCD,1920x 1200, Lens Included (1.09 - 1.77:1 Throw Ratio)	1	D,F
2	Chief	Projector Ceiling Mount	Contractor Selected Projector Ceiling Mount	1	-

Source Devices

3	Lumens	DC-125	HD USB Document Camera	1	-
4	Barco	Click Share CX-30	Collaboration Conferencing Appliance	1	-

Video Capture, Streaming and Conferencing

5	Canon	CR-N500	PTZ IP NDI Camera	1	-
---	-------	---------	-------------------	---	---

Signal Processing, Routing, and Distribution

6	Extron	UCS 303	3 HDMI/DP/USB-C In/1 HDMI Out switcher with 2 USB Hosts and 5 USB Peripherals	1	-
7	Extron	DTP HDMI 4K 230 Rx	DTP 4K Receiver for HDMI	1	-
8	Extron	DTP HDMI 4K 230 Tx	DTP 4K Transmitter for HDMI	1	-

Sound Reinforcement System

9	JBL	Control 16C/T	Two-Way 6.5" Coaxial Ceiling Loudspeaker	4	D
10	Shure	MX202x/C	Hanging Mini-Condenser Cardioid Mic, w/Cable & 3-Pin XLR, In-Line Preamp	4	D
11	QSC	CORE 8 FLEX	Audio, Video & Control Processor (8) Flex Audio & GPIO Ports, (8) AEC, USB Bridge, 8x8 Dante (up to 32x32 Dante), (2) RS-232 Ports, (2) VoIP	1	-
12	RDL	AV-LN4	4-Chanel Line-Level Audio to Dante Network Interface	1	-
13	QSC	SPA-Qf 60x4	4-CH, 60W @ 4/8Ohm, 120W Bridged Pair @70V	1	-
14	Lectrosonics	SMDWB with a SRc	Lav pack wireless mic	1	-
15	Listen Technologies	LCS-120-01	WiFi/RF Base System w/2-Ch Server, 72MHz Stationary Transmitter - 2 Receivers, Ear Speakers, Neck Loops , 4 Port USB Charger & Venue Awareness Kit	1	-

Control System

16	QSC	SLQSE-8N-P	Q-SYS Core 8 FLEX, Core NANO, NV-32-H Scripting Engine Software License, Perpetual	1	-
17	QSC	TSC-101-G3	Q-SYS 10.1" PoE Touch Screen Controller For In-Wall Mounting. Available In Black Only	1	-
18	QSC	TSC-710t-G3	Table Top Mounting Accessory For TSC-70-G3 And TSC-101-G3.	1	-

Rack, Panels, Misc.

19	Lectern TBD	Lectern allowance	Lectern w, Grommet, Pullout Keyboard Shelf, 4" Casters, Locking Rear Access Panel, Drop Leaf, Floor Access, Vent for CPU and Rack, and 14RU Fixed Rack, Front and Rear Door	1	-
20	Middle Atlantic	PDX-915R-SP	NEXSYS 9 Outlet, 15 Amp Rackmount Power with Series Surge Protection	1	-
21			Installation Materials as Defined in AV Systems Specification	Lot	
22			Custom Wall/Floor Box and Decorator-Style Plates as Needed	Lot	

College of the Mainland

LCB building

Audiovisual Systems
Bidding Equipment List

ID	Manufacturer	Model	Item / Description	Unit Qty	Bidding Notes
----	--------------	-------	--------------------	----------	---------------

210, 212, 215, 219, 220, 222, 310, 312, 315, 320, 319, 322, 338, 339, 345, 346, 349, 350, 359, 361, 362, 364,
Number : 365, 366, 410, 412, 415, 419, 420, 422 438, 439,445, 448, 449, 450, 459, 461, 462, 464, 465, 466

Type : **SY09**

Name : **Classroom**

Rm Qty : **42**

23			Pre-Made Loose Cabling and Field Cabling as Needed	Lot	
24			Rack Panels, Vents, Mounts, Shelves, Other Rack Materials as Needed	Lot	
25			Rack ID Panels per Specification, See AV Rack Accessories	Lot	
26			Wall, Ceiling Mounts and Mounting Hardware as Needed	Lot	
27			Control System Accessories as Needed	Lot	
28			Power Supplies and Power Distribution as Needed	Lot	
29			Cable Terminations, Cable Dressing, Labels, Ties, Cable Management as Needed	Lot	

End of System

College of the Mainland

LCB building

Audiovisual Systems Bidding Equipment List

ID	Manufacturer	Model	Item / Description	Unit Qty	Bidding Notes
----	--------------	-------	--------------------	----------	---------------

Number : **231, 233**

Type : **SY10**

Name : **Library Classroom**

Rm Qty : **2**

Display Devices

1	Panasonic	PT-VMZ60	6,500 ANSI Lumen, Laser LCD, 1920x 1200, Lens Included (1.09 - 1.77:1 Throw Ratio)	1	D,F
2	Chief	Projector Ceiling Mount	Contractor Selected Projector Ceiling Mount	1	-

Source Devices

3	Lumens	DC-125	HD USB Document Camera	1	-
4	Barco	Click Share CX-30	Collaboration Conferencing Appliance	1	-

Video Capture, Streaming and Conferencing

5	Canon	CR-N500	PTZ IP NDI Camera	1	-
---	-------	---------	-------------------	---	---

Signal Processing, Routing, and Distribution

6	Extron	UCS 303	3 HDMI/DP/USB-C In/1 HDMI Out switcher with 2 USB Hosts and 5 USB Peripherals	1	-
7	Extron	DTP HDMI 4K 230 Rx	DTP 4K Receiver for HDMI	1	-
8	Extron	DTP HDMI 4K 230 Tx	DTP 4K Transmitter for HDMI	1	-

Speech Reinforcement System/Audio Conferencing

9	JBL	Control 16C/T	Two-Way 6.5" Coaxial Ceiling Loudspeaker	4	D
10	Shure	MX202x/C	Hanging Mini-Condenser Cardioid Mic, w/Cable & 3-Pin XLR, In-Line Preamp	4	D
11	QSC	CORE 8 FLEX	Audio, Video & Control Processor (8) Flex Audio & GPIO Ports, (8) AEC, USB Bridge, 8x8 Dante (up to 32x32 Dante), (2) RS-232 Ports, (2) VoIP	1	-
12	RDL	AV-LN4	4-Chanel Line-Level Audio to Dante Network Interface	1	-
13	QSC	SPA-Qf 60x4	4-CH, 60W @ 4/8Ohm, 120W Bridged Pair @70V	1	-
14	Lectrosonics	SMDWB with a SRc	Lav pack wireless mic	1	-
15	Listen Technologies	LCS-120-01	WiFi/RF Base System w/2-Ch Server, 72MHz Stationary Transmitter - 2 Receivers, Ear Speakers, Neck Loops , 4 Port USB Charger & Venue Awareness Kit	1	-

Control System

16	QSC	SLQSE-8N-P	Q-SYS Core 8 FLEX, Core NANO, NV-32-H Scripting Engine Software License, Perpetual	1	-
17	QSC	TSC-101-G3	Q-SYS 10.1" PoE Touch Screen Controller For In-Wall Mounting. Available In Black Only	1	-
18	QSC	TSC-710t-G3	Table Top Mounting Accessory For TSC-70-G3 And TSC-101-G3.	1	-

Rack, Panels, Misc.

19	Lectern TBD	Lectern allowance	Lectern w, Grommet, Pullout Keyboard Shelf, 4" Casters, Locking Rear Access Panel, Drop Leaf, Floor Access, Vent for CPU and Rack, and 14RU Fixed Rack, Front and Rear Door	1	-
20	Middle Atlantic	PDX-915R-SP	NEXSYS 9 Outlet, 15 Amp Rackmount Power with Series Surge Protection	1	-
21			Installation Materials as Defined in AV Systems Specification	Lot	
22			Custom Wall/Floor Box and Decorator-Style Plates as Needed	Lot	
23			Pre-Made Loose Cabling and Field Cabling as Needed	Lot	
24			Rack Panels, Vents, Mounts, Shelves, Other Rack Materials as Needed	Lot	

College of the Mainland

LCB building

Audiovisual Systems
Bidding Equipment List

ID	Manufacturer	Model	Item / Description	Unit Qty	Bidding Notes
----	--------------	-------	--------------------	----------	---------------

Number : **231, 233**

Type : **SY10**

Name : **Library Classroom**

Rm Qty : **2**

25			Rack ID Panels per Specification, See AV Rack Accessories	Lot	
26			Wall, Ceiling Mounts and Mounting Hardware as Needed	Lot	
27			Control System Accessories as Needed	Lot	
28			Power Supplies and Power Distribution as Needed	Lot	
29			Cable Terminations, Cable Dressing, Labels, Ties, Cable Management as Needed	Lot	

End of System

College of the Mainland

LCB building

Audiovisual Systems Bidding Equipment List

ID	Manufacturer	Model	Item / Description	Unit Qty	Bidding Notes
----	--------------	-------	--------------------	----------	---------------

Number : **272**

Type : **SY11**

Name : **Digital Scholarship**

Rm Qty : **1**

Display Devices

1	Panasonic	TH-86EQ2W	86" 4K UHD, 500 cd/m2 LED LCD Display (Latest Model)	3	-
2	Chief	ConnexSys	Contractor Selected Flat Panel Display Video Wall Mount	3	-

Rack, Panels, Misc.

3			Installation Materials as Defined in AV Systems Specification	Lot	
4			Custom Wall/Floor Box and Decorator-Style Plates as Needed	Lot	
5			Pre-Made Loose Cabling and Field Cabling as Needed	Lot	
6			Rack Panels, Vents, Mounts, Shelves, Other Rack Materials as Needed	Lot	
7			Rack ID Panels per Specification, See AV Rack Accessories	Lot	
8			Wall, Ceiling Mounts and Mounting Hardware as Needed	Lot	
9			Control System Accessories as Needed	Lot	
10			Power Supplies and Power Distribution as Needed	Lot	
11			Cable Terminations, Cable Dressing, Labels, Ties, Cable Management as Needed	Lot	

End of System

College of the Mainland

LCB building

Audiovisual Systems Bidding Equipment List

ID	Manufacturer	Model	Item / Description	Unit Qty	Bidding Notes
----	--------------	-------	--------------------	----------	---------------

Number : **249**
 Type : **SY12**
 Name : **Lab Help Desk**
 Rm Qty : **1**

Display Devices

1	Panasonic	TH-86EQ2W	86" 4K UHD, 500 cd/m2 LED LCD Display (Latest Model)	1	-
2	Chief	ConnexSys	Contractor Selected Flat Panel Display Video Wall Mount	1	-

Rack, Panels, Misc.

3			Installation Materials as Defined in AV Systems Specification	Lot	
4			Custom Wall/Floor Box and Decorator-Style Plates as Needed	Lot	
5			Pre-Made Loose Cabling and Field Cabling as Needed	Lot	
6			Rack Panels, Vents, Mounts, Shelves, Other Rack Materials as Needed	Lot	
7			Rack ID Panels per Specification, See AV Rack Accessories	Lot	
8			Wall, Ceiling Mounts and Mounting Hardware as Needed	Lot	
9			Control System Accessories as Needed	Lot	
10			Power Supplies and Power Distribution as Needed	Lot	
11			Cable Terminations, Cable Dressing, Labels, Ties, Cable Management as Needed	Lot	

End of System

College of the Mainland

LCB building

Audiovisual Systems Bidding Equipment List

ID	Manufacturer	Model	Item / Description	Unit Qty	Bidding Notes
----	--------------	-------	--------------------	----------	---------------

Number : **139**

Type : **SY13**

Name : **General Consult Room**

Rm Qty : **1**

Display Devices

1	Panasonic	TH-65EQ2W	65" 4K UHD, 500 cd/m2 LED LCD Display (Latest Model)	1	-
2	Chief	ConnexSys	Contractor Selected Flat Panel Display Video Wall Mount	1	-

Source Devices

3	Barco	Click Share CX-30	Collaboration Conferencing Appliance	1	-
---	-------	-------------------	--------------------------------------	---	---

Video Capture, Streaming and Conferencing

4	Jabra	PanaCast 50	4K Ultra-Wide 180 Deg USB Camera w/Wall bracket, Intelligent Zoom	1	D
5	QSC	NL-SB42	3.5" Two-way Network Soundbar, PoE/PoE+. Includes Hanging Hardware.	1	-

Signal Processing, Routing, and Distribution

6	QSC	CORE NANO	Audio, Video & Control Processor (8) AEC, USB Bridge, 8x8 Dante (up to 32x32 Dante), (2) RS-232 Ports, (2) VoIP	1	-
---	-----	-----------	---	---	---

Control System

7	QSC	TSC-50-G3	5" PoE Touch Screen Controller for In-Wall Mounting.	1	-
8	QSC	SLMST-8N-P	Q-SYS Core 8 Flex, Core Nano, NV-32-H (Core Capable) License for Microsoft Teams Room Software Features, Enables Both Q-SYS Scripting and UCI Deployment, Perpetual.	1	-

Rack, Panels, Misc.

9			Installation Materials as Defined in AV Systems Specification	Lot	
10			Custom Wall/Floor Box and Decorator-Style Plates as Needed	Lot	
11			Pre-Made Loose Cabling and Field Cabling as Needed	Lot	
12			Rack Panels, Vents, Mounts, Shelves, Other Rack Materials as Needed	Lot	
13			Rack ID Panels per Specification, See AV Rack Accessories	Lot	
14			Wall, Ceiling Mounts and Mounting Hardware as Needed	Lot	
15			Control System Accessories as Needed	Lot	
16			Power Supplies and Power Distribution as Needed	Lot	
17			Cable Terminations, Cable Dressing, Labels, Ties, Cable Management as Needed	Lot	

End of System

College of the Mainland

LCB building

Audiovisual Systems Bidding Equipment List

ID	Manufacturer	Model	Item / Description	Unit Qty	Bidding Notes
----	--------------	-------	--------------------	----------	---------------

Number : **304-61, 404-61**

Type : **SY14**

Name : **Enclave Huddle Room**

Rm Qty : **2**

Display Devices

1	Panasonic	TH-65EQ2W	65" 4K UHD, 500 cd/m2 LED LCD Display (Latest Model)	1	-
2	Chief	ConnexSys	Contractor Selected Flat Panel Display Video Wall Mount	1	-

Speech Reinforcement System/Audio Conferencing

3	QSC	CORE NANO	Audio, Video & Control Processor (8) AEC, USB Bridge, 8x8 Dante (up to 32x32 Dante), (2) RS-232 Ports, (2) VoIP	1	-
---	-----	-----------	---	---	---

Control System

4	QSC	TSC-50-G3	5" PoE Touch Screen Controller for In-Wall Mounting.	1	-
5	QSC	SLMST-8N-P	Q-SYS Core 8 Flex, Core Nano, NV-32-H (Core Capable) License for Microsoft Teams Room Software Features, Enables Both Q-SYS Scripting and UCI Deployment, Perpetual.	1	-

Rack, Panels, Misc.

6			Installation Materials as Defined in AV Systems Specification	Lot	
7			Custom Wall/Floor Box and Decorator-Style Plates as Needed	Lot	
8			Pre-Made Loose Cabling and Field Cabling as Needed	Lot	
9			Rack Panels, Vents, Mounts, Shelves, Other Rack Materials as Needed	Lot	
10			Rack ID Panels per Specification, See AV Rack Accessories	Lot	
11			Wall, Ceiling Mounts and Mounting Hardware as Needed	Lot	
12			Control System Accessories as Needed	Lot	
13			Power Supplies and Power Distribution as Needed	Lot	
14			Cable Terminations, Cable Dressing, Labels, Ties, Cable Management as Needed	Lot	

End of System

College of the Mainland

LCB building

Audiovisual Systems Bidding Equipment List

ID	Manufacturer	Model	Item / Description	Unit Qty	Bidding Notes
----	--------------	-------	--------------------	----------	---------------

Number : **134-22**

Type : **SY15**

Name : **Workroom/Meeting Room**

Rm Qty : **1**

Display Devices

1	Panasonic	TH-75EQ2W	75" 4K UHD, 500 cd/m2 LED LCD Display (Latest Model)	1	-
2	Chief	ConnexSys	Contractor Selected Flat Panel Display Video Wall Mount	1	-

Speech Reinforcement System/Audio Conferencing

3	QSC	CORE NANO	Audio, Video & Control Processor (8) AEC, USB Bridge, 8x8 Dante (up to 32x32 Dante), (2) RS-232 Ports, (2) VoIP	1	-
---	-----	-----------	---	---	---

Control System

4	QSC	TSC-50-G3	5" PoE Touch Screen Controller for In-Wall Mounting.	1	-
5	QSC	SLMST-8N-P	Q-SYS Core 8 Flex, Core Nano, NV-32-H (Core Capable) License for Microsoft Teams Room Software Features, Enables Both Q-SYS Scripting and UCI Deployment, Perpetual.	1	-

Rack, Panels, Misc.

6			Installation Materials as Defined in AV Systems Specification	Lot	
7			Custom Wall/Floor Box and Decorator-Style Plates as Needed	Lot	
8			Pre-Made Loose Cabling and Field Cabling as Needed	Lot	
9			Rack Panels, Vents, Mounts, Shelves, Other Rack Materials as Needed	Lot	
10			Rack ID Panels per Specification, See AV Rack Accessories	Lot	
11			Wall, Ceiling Mounts and Mounting Hardware as Needed	Lot	
12			Control System Accessories as Needed	Lot	
13			Power Supplies and Power Distribution as Needed	Lot	
14			Cable Terminations, Cable Dressing, Labels, Ties, Cable Management as Needed	Lot	

End of System

College of the Mainland

LCB building

Audiovisual Systems Bidding Equipment List

ID	Manufacturer	Model	Item / Description	Unit Qty	Bidding Notes
----	--------------	-------	--------------------	----------	---------------

Number : **268**
 Type : **SY16**
 Name : **Large Study Room**
 Rm Qty : **1**

Display Devices

1	Panasonic	TH-86EQ2W	86" 4K UHD, 500 cd/m2 LED LCD Display (Latest Model)	1	-
2	Chief	ConnexSys	Contractor Selected Flat Panel Display Video Wall Mount	1	-

Speech Reinforcement System/Audio Conferencing

3	QSC	CORE NANO	Audio, Video & Control Processor (8) AEC, USB Bridge, 8x8 Dante (up to 32x32 Dante), (2) RS-232 Ports, (2) VoIP	1	-
---	-----	-----------	---	---	---

Control System

4	QSC	TSC-50-G3	5" PoE Touch Screen Controller for In-Wall Mounting.	1	-
5	QSC	SLMST-8N-P	Q-SYS Core 8 Flex, Core Nano, NV-32-H (Core Capable) License for Microsoft Teams Room Software Features, Enables Both Q-SYS Scripting and UCI Deployment, Perpetual.	1	-

Rack, Panels, Misc.

6			Installation Materials as Defined in AV Systems Specification	Lot	
7			Custom Wall/Floor Box and Decorator-Style Plates as Needed	Lot	
8			Pre-Made Loose Cabling and Field Cabling as Needed	Lot	
9			Rack Panels, Vents, Mounts, Shelves, Other Rack Materials as Needed	Lot	
10			Rack ID Panels per Specification, See AV Rack Accessories	Lot	
11			Wall, Ceiling Mounts and Mounting Hardware as Needed	Lot	
12			Control System Accessories as Needed	Lot	
13			Power Supplies and Power Distribution as Needed	Lot	
14			Cable Terminations, Cable Dressing, Labels, Ties, Cable Management as Needed	Lot	

End of System

College of the Mainland

LCB building

Audiovisual Systems Bidding Equipment List

ID	Manufacturer	Model	Item / Description	Unit Qty	Bidding Notes
----	--------------	-------	--------------------	----------	---------------

Number : **120-36**

Type : **SY17**

Name : **Testing Room**

Rm Qty : **1**

Display Devices

1	Panasonic	PT-VMZ60	6,500 ANSI Lumen, Laser LCD, 1920x 1200, Lens Included (1.09 - 1.77:1 Throw Ratio)	1	D,F
2	Chief	Projector Ceiling Mount	Contractor Selected Projector Ceiling Mount	1	-

Source Devices

3	Lumens	DC-125	HD USB Document Camera	1	-
4	Barco	Click Share CX-30	Collaboration Conferencing Appliance	1	-

Video Capture, Streaming and Conferencing

5	Canon	CR-N500	PTZ IP NDI Camera	1	-
---	-------	---------	-------------------	---	---

Signal Processing, Routing, and Distribution

6	Extron	UCS 303	3 HDMI/DP/USB-C In/1 HDMI Out switcher with 2 USB Hosts and 5 USB Peripherals	1	-
7	Extron	DTP HDMI 4K 230 Rx	DTP 4K Receiver for HDMI	1	-
8	Extron	DTP HDMI 4K 230 Tx	DTP 4K Transmitter for HDMI	1	-

Speech Reinforcement System/Audio Conferencing

9	JBL	Control 16C/T	Two-Way 6.5" Coaxial Ceiling Loudspeaker	4	D
10	Shure	MX202x/C	Hanging Mini-Condenser Cardioid Mic, w/Cable & 3-Pin XLR, In-Line Preamp	4	D
11	QSC	CORE 8 FLEX	Audio, Video & Control Processor (8) Flex Audio & GPIO Ports, (8) AEC, USB Bridge, 8x8 Dante (up to 32x32 Dante), (2) RS-232 Ports, (2) VoIP	1	-
12	RDL	AV-LN4	4-Chanel Line-Level Audio to Dante Network Interface	1	-
13	QSC	SPA-Qf 60x4	4-CH, 60W @ 4/8Ohm, 120W Bridged Pair @70V	1	-
14	Lectrosonics	SMDWB with a SRc	Lav pack wireless mic	1	-
15	Listen Technologies	LCS-120-01	WiFi/RF Base System w/2-Ch Server, 72MHz Stationary Transmitter - 2 Receivers, Ear Speakers, Neck Loops , 4 Port USB Charger & Venue Awareness Kit	1	-

Control System

16	QSC	SLQSE-8N-P	Q-SYS Core 8 FLEX, Core NANO, NV-32-H Scripting Engine Software License, Perpetual	1	-
17	QSC	TSC-101-G3	Q-SYS 10.1" PoE Touch Screen Controller For In-Wall Mounting. Available In Black Only	1	-
18	QSC	TSC-710t-G3	Table Top Mounting Accessory For TSC-70-G3 And TSC-101-G3.	1	-

Rack, Panels, Misc.

19	Lectern TBD	Lectern allowance	Lectern w, Grommet, Pullout Keyboard Shelf, 4" Casters, Locking Rear Access Panel, Drop Leaf, Floor Access, Vent for CPU and Rack, and 14RU Fixed Rack, Front and Rear Door	1	-
20	Middle Atlantic	PDX-915R-SP	NEXSYS 9 Outlet, 15 Amp Rackmount Power with Series Surge Protection	1	-
21			Installation Materials as Defined in AV Systems Specification	Lot	
22			Custom Wall/Floor Box and Decorator-Style Plates as Needed	Lot	
23			Pre-Made Loose Cabling and Field Cabling as Needed	Lot	
24			Rack Panels, Vents, Mounts, Shelves, Other Rack Materials as Needed	Lot	

College of the Mainland

LCB building

Audiovisual Systems
Bidding Equipment List

ID	Manufacturer	Model	Item / Description	Unit Qty	Bidding Notes
----	--------------	-------	--------------------	----------	---------------

Number : **120-36**

Type : **SY17**

Name : **Testing Room**

Rm Qty : **1**

25			Rack ID Panels per Specification, See AV Rack Accessories	Lot	
26			Wall, Ceiling Mounts and Mounting Hardware as Needed	Lot	
27			Control System Accessories as Needed	Lot	
28			Power Supplies and Power Distribution as Needed	Lot	
29			Cable Terminations, Cable Dressing, Labels, Ties, Cable Management as Needed	Lot	

End of System

College of the Mainland

LCB building

Audiovisual Systems Bidding Equipment List

ID	Manufacturer	Model	Item / Description	Unit Qty	Bidding Notes
----	--------------	-------	--------------------	----------	---------------

Number : **133**

Type : **SY18**

Name : **Flexible Event Room**

Rm Qty : **1**

Display Devices

1	Epson	L1500UH	12,000 ANSI Lumen, 3LCD, Laser Light Source, 1920x 1200 w/ 4K Enhancement, Lens included	1	-
2	Chief	Projector Ceiling Mount	Contractor Selected Projector Ceiling Mount	1	-

Signal Processing, Routing, and Distribution

3	QSC	NV-32-H (Core Capable)	QSYS Video Encoder/Decoder, (3) HDMI Inputs, (2) HDMI Outputs, USB Bridge, (1) RS232 Port, GPIO	1	-
4	QSC	NV-21-HU	4K60 4:4:4 Network Video Endpoint for Q-SYS Ecosystem, Encoder or Decoder. 1 HDMI 2.0 Input, 1 USB-C Input, 1 HDMI 2.0 Output. Optional Software License to enable AV Bridging (SLQBR-P). PoE++	4	-

Sound Reinforcement System

5	JBL	Control 16C/T	Two-Way 6.5" Coaxial Ceiling Loudspeaker	12	D
6	QSC	SPA-Qf 60x4	4-CH, 60W @ 4/8Ohm, 120W Bridged Pair @70V	3	-
7	Sennheiser	EW-DX EM 4 Dante	4-Channel Wireless Receiver w/ Dante Output	1	-
8	Sennheiser	EW-DX- SKM-S	Handheld Wireless Audio Transmitter - No Capsule	4	-
9	Sennheiser	e 845-S	Dynamic Super-Cardioid Vocal Microphone w/ Mute Switch	4	-
10	Listen Technologies	LCS-120-01	WiFi/RF Base System w/2-Ch Server, 72MHz Stationary Transmitter - 2 Receivers, Ear Speakers, Neck Loops , 4 Port USB Charger & Venue Awareness Kit	1	-
11	Listen Technologies	LWR-1020	Listen EVERYWHERE Wi-Fi Audio Receiver 1020	4	-
12	QSC	CORE 110f-v2	8 Mic/Line In x 8 Line Out and 8 Flex I/O Audio DSP with POTS, VOIP, AES67 and QSYS, Expandable to 32x32 Dante (8x8 Included)	1	-

Control System

13	QSC	TSC-101-G3	Q-SYS 10.1" PoE Touch Screen Controller For In-Wall Mounting. Available In Black Only	1	-
14	QSC	TSC-710t-G3	Table Top Mounting Accessory For TSC-70-G3 And TSC-101-G3.	1	-
15	QSC	TSC-70-G3	Q-SYS 7" PoE Touch Screen Controller For In-Wall Mounting. Available In Black Only	1	-

Rack, Panels, Misc.

16	Middle Atlantic	BGR-4532-FWD	BGR-Series 45RU, 32"D Preconfigured Equipment Rack	1	-
17			Installation Materials as Defined in AV Systems Specification	Lot	
18			Custom Wall/Floor Box and Decorator-Style Plates as Needed	Lot	
19			Pre-Made Loose Cabling and Field Cabling as Needed	Lot	
20			Rack Panels, Vents, Mounts, Shelves, Other Rack Materials as Needed	Lot	
21			Rack ID Panels per Specification, See AV Rack Accessories	Lot	
22			Wall, Ceiling Mounts and Mounting Hardware as Needed	Lot	
23			Control System Accessories as Needed	Lot	
24			Power Supplies and Power Distribution as Needed	Lot	
25			Cable Terminations, Cable Dressing, Labels, Ties, Cable Management as Needed	Lot	

End of System

College of the Mainland

LCB building

Audiovisual Systems Bidding Equipment List

ID	Manufacturer	Model	Item / Description	Unit Qty	Bidding Notes
----	--------------	-------	--------------------	----------	---------------

Number : **104-1**
 Type : **SY19**
 Name : **Auditorium**
 Rm Qty : **1**

Display Devices					
1	Epson	Pro L30000UNL	30,000 ANSI Lumens, 3LCD, WUXGA w/4K Enhancement, Lens Not Included	2	-
2	Chief	Projector Ceiling Mount	Contractor Selected Projector Ceiling Mount	2	-

Video Capture, Streaming and Conferencing					
3	QSC	NC-20x60	20x Optical Zoom 60° Horizontal Field of View, PTZ Network Camera, PoE, with HDMI and SDI output. Includes PTZ-WMB1 wall mount bracket.	4	-

Signal Processing, Routing, and Distribution					
4	QSC	NV-32-H (Core Capable)	QSYS Video Encoder/Decoder, (3) HDMI Inputs, (2) HDMI Outputs, USB Bridge, (1) RS232 Port, GPIO	1	-
5	QSC	NV-21-HU	4K60 4:4:4 Network Video Endpoint for Q-SYS Ecosystem, Encoder or Decoder. 1 HDMI 2.0 Input, 1 USB-C Input, 1 HDMI 2.0 Output. Optional Software License to enable AV Bridging (SLQBR-P). PoE++	6	-

Sound Reinforcement System					
6	Allen & Heath	AH-SQ-7	48-Channel, 33 Fader/ 6 layer, 7" Touchscreen, Audio Mixing Console	1	-
7	Allen & Heath	DT168	16In/8Out Dante Stage Box	3	-
8	Allen & Heath	SQ Dante 64	64x64 Dante Network Interface Card for SQ-Series Mixers	1	-
9	EAW	AC6	Adaptive Column Array Loudspeaker	6	-
10	Sennheiser	EW-DX SK	Bodypack Wireless Audio Transmitter	6	-
11	Sennheiser	EW-DX EM 4 Dante	4-Channel Wireless Receiver w/ Dante Output	2	-
12	Sennheiser	EW-DX- SKM-S	Handheld Wireless Audio Transmitter - No Capsule	2	-
13	Sennheiser	MKE 40	Cardioid Lavalier Microphone	6	-
14	Sennheiser	e 845-S	Dynamic Super-Cardioid Vocal Microphone w/ Mute Switch	2	-
15	Listen Technologies	LCS-120-01	WiFi/RF Base System w/2-Ch Server, 72MHz Stationary Transmitter - 2 Receivers, Ear Speakers, Neck Loops , 4 Port USB Charger & Venue Awareness Kit	1	-
16	Listen Technologies	LWR-1020	Listen EVERYWHERE Wi-Fi Audio Receiver 1020	12	-
17	QSC	CORE 110f-v2	8 Mic/Line In x 8 Line Out and 8 Flex I/O Audio DSP with POTS, VOIP, AES67 and QSYS, Expandable to 32x32 Dante (8x8 Included)	1	-

Control System					
18	QSC	TSC-101-G3	Q-SYS 10.1" PoE Touch Screen Controller For In-Wall Mounting. Available In Black Only	2	-
19	QSC	TSC-710t-G3	Table Top Mounting Accessory For TSC-70-G3 And TSC-101-G3.	2	-

Rack, Panels, Misc.					
20	Middle Atlantic	BGR-4532-FWD	BGR-Series 45RU, 32"D Preconfigured Equipment Rack	2	-
21			Installation Materials as Defined in AV Systems Specification	Lot	
22			Custom Wall/Floor Box and Decorator-Style Plates as Needed	Lot	
23			Pre-Made Loose Cabling and Field Cabling as Needed	Lot	
24			Rack Panels, Vents, Mounts, Shelves, Other Rack Materials as Needed	Lot	
25			Rack ID Panels per Specification, See AV Rack Accessories	Lot	
26			Wall, Ceiling Mounts and Mounting Hardware as Needed	Lot	
27			Control System Accessories as Needed	Lot	

College of the Mainland

LCB building

Audiovisual Systems
Bidding Equipment List

ID	Manufacturer	Model	Item / Description	Unit Qty	Bidding Notes
----	--------------	-------	--------------------	----------	---------------

Number : **104-1**

Type : **SY19**

Name : **Auditorium**

Rm Qty : **1**

28			Power Supplies and Power Distribution as Needed	Lot	
29			Cable Terminations, Cable Dressing, Labels, Ties, Cable Management as Needed	Lot	

End of System

College of the Mainland

LCB building

Audiovisual Systems Bidding Equipment List

ID	Manufacturer	Model	Item / Description	Unit Qty	Bidding Notes
----	--------------	-------	--------------------	----------	---------------

Number : 1
 Type : **SY20**
 Name : **Signage**
 Rm Qty : 1

Display Devices

1	Panasonic	TH-86EQ2W	86" 4K UHD, 500 cd/m2 LED LCD Display (Latest Model)	4	-
2	Panasonic	TH-75EQ2W	75" 4K UHD, 500 cd/m2 LED LCD Display (Latest Model)	11	-
3	Panasonic	TH-65EQ2W	65" 4K UHD, 500 cd/m2 LED LCD Display (Latest Model)	1	-
4	Panasonic	TH-98SQExW	98" 4K UHD, 500-Nit, SDM, LED LCD Display	1	-
5	Panasonic	TH-49CQExW	49" 4K UHD, 400-nit, LED LCD Display	1	-
6	Chief	ConnexSys	Contractor Selected Flat Panel Display Video Wall Mount	19	-

Source Devices

7	Owner Furnished	Digital Signage Player	Digital Signage Player (OFCI)	19	A
---	-----------------	------------------------	-------------------------------	----	---

Rack, Panels, Misc.

8			Installation Materials as Defined in AV Systems Specification	Lot	
9			Custom Wall/Floor Box and Decorator-Style Plates as Needed	Lot	
10			Pre-Made Loose Cabling and Field Cabling as Needed	Lot	
11			Rack Panels, Vents, Mounts, Shelves, Other Rack Materials as Needed	Lot	
12			Rack ID Panels per Specification, See AV Rack Accessories	Lot	
13			Wall, Ceiling Mounts and Mounting Hardware as Needed	Lot	
14			Control System Accessories as Needed	Lot	
15			Power Supplies and Power Distribution as Needed	Lot	
16			Cable Terminations, Cable Dressing, Labels, Ties, Cable Management as Needed	Lot	

End of System

TAB EIGHT



EXHIBIT B

Insurance and Bond Requirements

CONTRACTOR’S LIABILITY INSURANCE

The Contractor shall carry and maintain in force the insurance described below. Prior to execution of the Contract, the Contractor shall procure insurance coverage in the types and amounts as follows:

1. Workmen’s Compensation	All liability arising out of Contractor’s employment of workers and anyone for whom Contractor shall be liable for Worker’s Compensation claims. Worker’s Compensation is required and no "alternative" form of insurance shall be permitted. Waiver of Subrogation in favor of Owner and Program Manager required.
2. Employer’s Liability	\$1,000,000.00
3. Commercial General Liability	
a. Each Occurrence	\$1,000,000.00
b. General Aggregate	\$2,000,000.00 (A Designated Construction Project General Aggregate Limit shall be provided)
c. Personal & Advertising Injury	\$1,000,000.00 (Each Person)
d. Products & Completed Operations	\$1,000,000.00 (for one (1) year commencing with issuance of Final Certificate of Payment)
4. Property Damage	
a. Each Occurrence	\$1,000,000.00
b. Aggregate	\$2,000,000.00
c. Independent Contractors	\$1,000,000.00 (Each Occurrence), \$2,000,000.00 (Aggregate)
5. Commercial Automobile Liability	
a. Bodily Injury/Property Damage	\$1,000,000.00 (Combined single limit)
6. Umbrella or Excess Liability	
a. Each Occurrence and Aggregate	(a) One times Contract amount for all Contracts with the following minimum and maximum: (i) \$1,000,000.00 minimum limit (ii) \$25,000,000.00 maximum limit (b) The Umbrella shall provide coverage over the workmen’s compensation, comprehensive general liability, and comprehensive automobile liability.
7. All Risk Builder’s Risk	All Risk Builder’s Risk against the perils of fire, lightning, wind storm, hurricane, hail, explosion, riot, civil commotion, smoke, aircraft, land vehicles, vandalism, malicious mischief, and all other perils in the amount one hundred percent (100%) of the value of the improvements including transit and materials stored off site. Additionally, this coverage shall provide protection to the full replacement value for boiler and machinery

	equipment up to installation, during testing, and until acceptance by Owner.
--	--

1. The required insurance must be written by a company licensed to do business in Texas at the time the policy is issued. In addition, the company must be acceptable to the Owner. The Owner's Representative will contact the State Board of Insurance to confirm that the issuing companies are admitted and authorized to issue such policies in the State of Texas.
2. The General Liability and Automobile so issued in the name of Contractor shall also name the Owner and Program Manager as additional insured. The coverage afforded to the additional insured under the policy or policies shall be primary insurance. It is the intent of the parties to this Agreement that the General Liability coverage required herein shall be primary to and shall seek no contribution from all insurance available to Owner, with Owner's insurance being excess, secondary and non-contributing. The Commercial General Liability coverage provided by Contractor shall be endorsed to provide such primary and non-contributing liability. If the additional insured has other insurance which is applicable to the loss, such other insurance shall be on an excess or contingent basis.
3. If the insurance is written with stipulated amounts deductible under the terms of the policy, the Contractor shall pay the difference attributable to deductions in any payment made by the insurance carrier on claims paid by this insurance to the extent Contractor the subject loss is due to the fault of Contractor. If the Owner is damaged by the failure of the Contractor to maintain such insurance and to so notify the Owner then the Contractor shall bear all reasonable costs properly attributable thereto.
4. The insurance required by this Exhibit A shall be written for not less than limits of liability specified in the Contract Documents or required by law, whichever coverage is greater. Coverages, whether written on an occurrence or claims-made basis, shall be maintained without interruption from the date of commencement of the Work until the date of final payment and termination of any coverage required to be maintained after final payment, and, with respect to the Contractor's completed operations coverage, until the expiration of the period for correction of Work or for such other period for maintenance of completed operations coverage as specified in the Contract Documents. Nothing contained herein shall limit or waive Contractor's legal or contractual responsibilities to Owner or others.
5. Contractor shall have its insurance carrier(s) furnish to Owner insurance certificates in form satisfactory to Owner specifying the types and amounts of coverage in effect, the expiration dates of each policy, and a statement that no insurance will be canceled or materially changed while the Work is in progress without thirty (30) calendar day's prior written notice to Owner. Contractor shall permit Owner to examine the insurance policies, or at Owner's option, Contractor shall furnish Owner with copies, certified by the carrier(s), of insurance policies required in Exhibit A. If Contractor neglects or refuses to provide any insurance required herein, or if any insurance is canceled, Owner may, but shall not be obligated to, procure such insurance and the provisions of Section 7 hereof shall apply.
6. Contractor and its Subcontractors shall not commence the shipment of equipment or materials or commence the Work at the site until all of the insurance coverage required of Contractor and its Subcontractors are in force and the necessary certificates and statements pursuant to Section 5 hereof have been received by Owner and the Architect or Owner has issued a written notice to proceed.
7. As an alternative and at Owner's option and expense, Owner may elect to furnish or to arrange for any part or all of the insurance required by Exhibit A hereof. If Owner so elects, it shall notify, in writing, Contractor and issue a Change Order therefor, but no adjustment to the scheduled completion date or the Contract Sum shall be allowed.
8. A copy of a certificate of insurance, a certificate of authority to self-insure issued by the Texas Workers' Compensation Commission, or a coverage agreement (DWC-81, DWC-82, DWC-83, or

DWC-84), showing statutory Workers' Compensation insurance coverage for the person's or entity's employees providing services on a Project is required for the duration of the Project.

- a. Duration of the Project includes the time from the beginning of the Work on the Project until the Contractor's/person's Work on the Project has been completed and accepted by the Owner.
- b. Persons providing services on the Project ("Subcontractor" in Texas Labor Code 406.096) include all persons or entities performing all or part of the services the Contractor has undertaken to perform on the Project, regardless of whether that person contracted directly with the Contractor and regardless of whether that person has employees. This includes, without limitation, independent contractors, contractors, leasing companies, motor carriers, owner-operators, employees of any such entity, or employees of any entity that furnishes persons to provide services on the Project.
- c. Services include, without limitation, providing, hauling, or delivering equipment or materials, or providing labor, transportation, or other service related to a Project. Services do not include activities unrelated to the Project, such as food/beverage vendors, office supply deliveries, and delivery of portable toilets.
- d. The Contractor shall provide coverage, based on proper reporting of classification codes and payroll amounts and filing of any coverage agreements, which meets the statutory requirements of Texas Labor Code Section 401.011(44) for all employees of the Contractor providing services on the Project for the duration of the Project.
- e. The Contractor must provide a certificate of coverage to the Owner prior to being awarded the contract.
- f. If the coverage period shown on the Contractor's current certificate of coverage ends during the duration of the Project, the Contractor must, prior to the end of the coverage period, file a new certificate of coverage with the Owner showing that coverage has been extended.
- g. The Contractor shall obtain from each person providing services on a Project, and provide to the Owner:
 - i. A certificate of coverage, prior to that person beginning Work on the Project, so the Owner will have on file certificates of coverage showing coverage for all persons providing services on the Project; and
 - ii. No later than seven (7) days after receipt by the Contractor, a new certificate of coverage showing extension of coverage, if the coverage period shown on the current certificate of coverage ends during the duration of the Project.
- h. The Contractor shall retain all required certificates of coverage for the duration of the Project and for one (1) year thereafter.
- i. The Contractor shall notify the Owner in writing by certified mail or personal delivery, within ten (10) days after the Contractor knew or should have known, of any change that materially affects the provision of coverage of any person providing services on the Project.
- j. The Contractor shall post on each Project site a notice, in the text, form, and manner prescribed by the Texas Workers' Compensation Commission, informing all persons providing services on the Project that they are required to be covered, and stating how a person may verify coverage and report lack of coverage.
- k. The Contractor shall contractually require each person with whom it contracts to provide services on a Project, to:
 - i. Provide coverage, based on proper reporting of classification codes and payroll

amounts and filing of any coverage agreements, which meets the statutory requirements of Texas Labor Code 401.011(44) for all of its employees providing services on the Project for the duration of the Project;

- ii. Provide to the Contractor, prior to that person beginning Work on the Project, a certificate of coverage showing that coverage is being provided for all employees of the person providing services on the Project for the duration of the Project;
 - iii. Provide the Contractor, prior to the end of the coverage period, a new certificate of coverage showing extension of coverage, if the coverage period shown on the current certificate of coverage ends during the duration of the Project;
 - iv. Obtain from each other person with whom it contracts, and provide to the Contractor:
 1. A certificate of coverage, prior to the other person beginning Work on the Project; and
 2. A new certificate of coverage showing extension of coverage, prior to the end of the coverage period, if the coverage period shown on the current certificate of coverage ends during the duration of the Project;
 3. Retain all required certificates of coverage on file for the duration of the Project and for one (1) year thereafter;
 4. Notify the Owner in writing by certified mail or personal delivery, within ten (10) days after the person knew, or should have known, of any change that materially affects the provision of coverage of any person providing services on the Project; and
 5. Contractually require each person with whom it contracts to perform as required by items 1-4, with the certificates of coverage to be provided to the person for whom they are providing services.
 1. By signing this contract or providing or causing to be provided a certificate of coverage, the Contractor is representing to the Owner that all employees of the Contractor who will provide services on the Project will be covered by Workers' Compensation coverage for the duration of the Project, that the coverage will be based on proper reporting of classification codes and payroll amounts, and that all coverage agreements will be filed with the appropriate insurance carrier or, in the case of a self-insured, with the Commission's Division of Self-Insurance Regulation. Providing false or misleading information may subject the Contractor to administrative penalties, criminal penalties, civil penalties, or other civil actions.
 - m. The Contractor's failure to comply with any of these provisions is a breach of contract by the Contractor that entitles the Owner to declare the contract void if the Contractor does not remedy the breach within ten (10) days after receipt of notice of breach from the Owner.
 - n. The coverage requirement recited above does not apply to sole proprietors, partners, and corporate officers who are excluded from coverage in an insurance policy or certificate of authority to self-insure that is delivered, issued for delivery, or renewed on or after January 1, 1996. 28 TAC 110.110(i).
9. The Owner and Contractor shall waive all rights against (1) each other and the Contractors, Subcontractors, agents and employees each of the other, and (2) the Architect and separate Contractors, if any, and their contractors, Subcontractors, agents and employees, for damages caused by fire or other perils to the extent covered by property insurance applicable to the Work. The foregoing waiver afforded the Architect, his agents and employees shall not extend to the

liability imposed by other portions of the Agreement. The Owner or the Contractor, as appropriate, shall require of the Architect, separate contractors, contractors and Subcontractors by appropriate agreements, written where legally required for validity, similar waivers, each in favor of all other parties enumerated in this Exhibit A.

PERFORMANCE BOND AND PAYMENT BOND

1. The Contractor is required, as a condition precedent to the execution of the Contract, to execute a PERFORMANCE BOND in the form required by TEXAS STATUTES, in an amount equal to ONE HUNDRED PERCENT (100%) of the Contract Sum.
2. The Contractor is required, as a condition precedent to the execution of the Contract, to execute a PAYMENT BOND in the form required by TEXAS STATUTES, in an amount equal to ONE HUNDRED PERCENT (100%) of the Contract Sum as security for payment of all persons performing labor and furnishing materials in connection with this Contract. (Bonding Company is to furnish such forms). All bonds shall name the Owner as additional Obligee.
3. The Payment and Performance Bond shall meet requirements of Chapter 2253 of the Texas Governmental Code. All bonds shall be issued by a surety company licensed, listed and authorized to issue bonds in the State of Texas by the Texas Department of Insurance. The surety company may be required by the Owner to have a rating of not less than "B" in the latest edition of Best's Insurance Reports, Property-Casualty. The surety company shall provide, if requested, information on bonding capacity, other projects under coverage and shall provide proof to establish adequate financial capacity for this Project.
 - a. Should the bond amount be in excess of ten percent (10%) of the surety company's capital and surplus, the surety company issuing the bond shall certify that the surety company has acquired reinsurance, in a form and amount acceptable to the Owner, to reinsure the portion of the risk that exceeds ten percent (10%) of the surety company's capital and surplus with one or more reinsurers who are duly authorized and admitted to do business in Texas and that amount reinsured by an reinsurer does not exceed ten percent (10%) of the reinsurer's capital and surplus.
 - b. The Sureties shall promptly file a signed copy of the Contract, Performance, and Payment Bonds with the Owner in full compliance with Chapter 2253 of the Texas Governmental Code or, in the case of a Construction Manager, as required by Article 8 of the A133-2009 as modified by the Parties.
4. All bonds will be reviewed by the Architect for compliance with the Contract Documents prior to execution of the contract. In the event that the Architect has any questions concerning the sufficiency of the bonds, the bonds will be referred to the Owner or the Owner's representative for review and decision.
5. All bonds shall be originals. The Contractor shall require the attorney-in-fact who executes the required bonds on behalf of the surety to affix thereto a certified and current copy of the Power-of-Attorney. The name, address, and telephone number of a contact person for the bonding company shall be provided.
6. Upon the request in writing of any person or entity appearing to be a potential beneficiary of bonds covering payment of obligations arising under the contract, the Contractor shall promptly furnish a copy of the bonds or shall permit a copy to be made.
7. Bonds shall be signed by an agent resident in the State of Texas and the date of the bond shall be the date of execution of the contract. If at any time during the continuance of the contract, the surety of the Contractor's bonds becomes insufficient, Owner shall have the right to require

additional and sufficient sureties which the Contractor shall furnish to the satisfaction of the Owner within ten (10) business days after notice to do so. In default thereof, the Contractor may be suspended, and all payment or money due to the Contractor withheld.

8. By inclusion of this Section 8 in the Contract Documents, the surety which issues the bonds is hereby notified that the Owner, the Architect, and their agents and employees do not represent and will not be responsible for the surety's interests during the course of the Work. To protect its interests, the surety shall have the right to attend pay estimate meetings, review Applications for Payment when requested in writing by them, comment upon and make recommendations regarding payments, and inspect the Work in the presence of the Contractor and the Architect. By providing the bonds for the Work, the surety shall and hereby waives any cause of action against the Owner, the Architect, their agents and employees, for any loss suffered by the surety by reason of overpayment of any amounts to the Contractor, unless such is a direct result of a fraudulent or grossly negligent act committed by such party.

TAB NINE



EXHIBIT C

Construction Manager's General Conditions

The following list includes items that the Construction Manager shall be compensated as Project General Conditions as a set percentage of the Actual Cost of Work as defined. The General Conditions are the only place this work shall be billed.

1. Construction Manager Personnel as proposed for the Project, to the extent time is directly attributable to the furtherance of the Work. Positions may include:
 - a. Wages or salaries of the Construction Manager's supervisory and administrative personnel when stationed at the site and performing Work
 - b. Wages and salaries of the Construction Manager's supervisory or administrative personnel engaged at factories, workshops or while traveling, in expediting the production or transportation of materials or equipment required for the Work
 - c. Senior Project Manager/Project Executive
 - d. Project Manager including vehicle and/or allowance/mileage
 - e. General Superintendent
 - f. Superintendent including vehicle and/or allowance/mileage
 - g. Assistant Superintendent
 - h. Project/Cost Engineer
 - i. Project Expediter / Asst. Project Manager
 - j. Field Office Personnel
 - k. Office/Technology Engineer
 - l. Quality Control Manager
 - m. Safety Coordinator
 - n. Building Information Modeling staff
2. Temporary Services and Support:
 - a. Costs of transportation, storage, installation, dismantling, maintenance, and removal of materials, supplies, temporary facilities, machinery, equipment and hand tools not customarily owned by construction workers that are provided by the Construction Manager at the site and fully consumed in the performance of the Work
 - b. Rental charges for temporary facilities, machinery, equipment, and hand tools not customarily owned by construction workers that are provided by the Construction Manager at the site, and the costs of transportation, installation, dismantling, minor repairs, and removal of such temporary facilities, machinery, equipment, and hand tools
 - c. Temporary Utilities for CM's Trailer
 - d. All utilities required through Substantial Completion
 - e. Construction entrance(s)
 - f. Telephone, Fax, Computer, Copier Costs (monthly rental costs)
 - g. Internet service
 - h. Temporary Plumbing
 - i. Subsistence/Per Diem

- j. Dumpsters
 - k. Job Signage/Advertising
 - l. Fire Protection/Fire Extinguishers
 - m. Temporary Weather Protection
 - n. Barricades, fall protection
 - o. Building and Site dewatering
 - p. Job Safety Training
 - q. Traffic control rental and barricades rental
 - r. Traffic Direction (Police Oversight)
 - s. Temporary chemical toilets
 - t. Temporary utilities for construction
 - u. Field Offices and Construction Supplies:
 - i. Drinking water, ice cups
 - ii. Delivery Service / Postage
 - iii. Mobilization and Demobilization of Field Office
 - iv. Monthly office furnishings and equipment
 - v. Computers and software
 - vi. Monthly Office rental costs
 - vii. Project Office cleaning costs
 - viii. Stationary and Supplies
 - ix. Costs of document reproductions and delivery charges
 - v. Storage
 - w. Progress Photography (Photos/Video)
 - x. Project Shop Drawings
 - y. Small Tools
 - z. Cell phones
 - aa. Vehicles and mileage
 - bb. CPM Schedule
 - cc. Project management software
 - dd. Project documentation and document reproductions
 - ee. Field Communications System / Radios
 - ff. Field Engineering Equipment and supplies
 - gg. Generators – portable
 - hh. Temporary Heating - portable
 - ii. Project As-Builts / Record Drawings
 - jj. First Aid Supplies
 - kk. Safety Equipment
 - ll. Security System
 - mm. Badging / Identification
 - nn. Criminal background checks
3. Construction:

- a. Mobilization / Demobilization
- b. Transportation
- c. Field Engineering / Layout
- d. General Purpose Labor / Labor Burden
- e. Scaffolding Costs
- f. All-weather construction mats
- g. Construction site cleaning and trash haul-off
- h. Clean Streets
- i. Equipment Rental, Maintenance & Insurance
- j. Fuel, Oil & Grease for Construction Equipment
- k. Final Cleaning of Project



PRESIDENT'S OFFICE

MINUTE ORDER

To: Board of Trustees
From: Dr. Warren Nichols, President
Date: April 28, 2025
Subject: Agenda Item for COM Board of Trustees

AGENDA ITEM DESCRIPTION:

Approval of the Programming Documents and scope change for the College Services Building Project

FUNDING SOURCE:

2023 Bond

PURPOSE

Approve the Programming Report and scope change for the College Services Building Project, allowing RDLR Architects to complete the Programming Phase and proceed to the Schematic Design Phase.

PROPOSED MOTION:

“I move the Board of Trustees approve the Programming Report and scope change for the College Services Building Project, as presented and attached.”

BACKGROUND:

The 2023 Bond included a project to provide an addition and renovate the existing Public Services Center and convert it into the College Services building, housing the Facilities and Procurement Departments.

RDLR Architects began the Programming Phase of design in January 2025. During Programming, the architect determined the location and allotted space of the existing Public Services Center does not meet the needs required for the new College Services. The architect explored other options on campus to find a suitable location to meet the needs of College Services. Three possible options were presented to the COM Administration for review and to the Bond Steering Committee on April 14, 2025. The attached presentation illustrates the options provided. Of the three options, the preferred option calls for a new College Services facility to be located behind the new Public Services Center on the south side of Monticello Street.

Attachments:

1. LAN Summary/Cover Letter
2. Programming Presentation



To: Dr. Warren Nichols, President, College of the Mainland (COM)

From: Lockwood, Andrews & Newnam (LAN)

Date: April 21, 2025

Re: Programming Report and scope change for the College Services Facility.

Background:

The 2023 Bond included a project to provide an addition and renovate the existing Public Services Center and convert it into the College Services building, housing the Facilities and Procurement Departments.

RDLR Architects began the Programming Phase of design in January 2025. During Programming, the architect determined the location and allotted space of the existing Public Services Center does not meet the needs required for the new College Services. The architect explored other options on campus to find a suitable location to meet the needs of College Services. Three possible options were presented to the COM Administration for review and to the Bond Steering Committee on April 14, 2025. The attached presentation illustrates the options provided. Of the three options, the preferred option calls for a new College Services facility to be located behind the new Public Services Center on the south side of Monticello Street.

The original construction budget for the addition and renovation to the existing Public Services Center was \$7M. The construction budget would need to be increased by approximately \$3M, for a total construction budget of \$10M. Based on savings achieved from other 2023 Bond Projects, this entire increase can be covered by 2023 Bond Funds.

Recommendation: LAN recommends approving the Programming Report, as presented. LAN further recommends COM to increase the funding for the project to facilitate the costs associated with constructing the new facility behind the existing PSC.

A handwritten signature in blue ink that reads "C.W. Scheibe".

C.W. Scheibe, CCM, PMP
Program Manager, LAN
cwscheibe@lan-inc.com
cell: 972.890.3002

COLLEGE OF THE MAINLAND

COLLEGE SERVICES ADDITIONS AND RENOVATIONS

SITE OPTION REVIEW - 4/28/2025



CONTENTS

PROJECT INTRO	3
• PROJECT GOALS	4
• COM MASTER PLAN	5
PROGRAM	6
• PROGRAM SUMMARY	7
SITE OPTIONS 1 & 2	8
• OPTION 1	9
• SITE PLAN	9
• OPTION 2	10
• SITE PLAN	10
• COST ESTIMATE	12
PREFERRED OPTION	13
• OPTION SITE	14
• SITE PLAN	15
• ADJACENCY DIAGRAM	16
COST ESTIMATE	17
• COST ESTIMATE	18
APPENDIX	19
• SPATIAL NEEDS	20



SECTION 1
PROJECT INTRO



PROJECT GOALS

- Develop a **cohesive facility** layout that seamlessly connects all programs, **enhancing operational efficiency** and optimizing workflow across departments.
- Enhance campus **facility functionality** while maintaining **fiscal responsibility**.
- Ensure a **safe and secure environment** for staff, students, and all facility users

EXCERPT FROM THE COMPASS 2025 WEBSITE:

PUBLIC SERVICES CENTER ADDITION/ RENOVATION — CONVERSION TO COLLEGE SERVICES

PROGRAM GROWTH AND INDUSTRY DEMAND

- Need expanded Public Services Center (PSC) to keep up with workforce demands and enrollment growth

FACILITIES DETAILS

- Relocating pre-engineered metal storage building
- Building facade renovation including exterior and interior finishes
- Mechanical, electrical and plumbing upgrades
- Roof upgrades

(approximately 5,750 sf addition; 9,246 sf renovation; 3,300 sf storage building relocation)

To allow for future growth at the heart of the campus, the master planning team recommends renovating the existing 9,250 square foot Public Services Center in the new College Services Building with a 5,750 gross square foot addition as well as relocating the existing 3,300 square foot pre-engineered metal storage building to this site.

This renovation would include necessary infrastructure upgrades to the building's mechanical, electrical, and plumbing systems, new interior finishes, and new exterior finishes to blend with the aesthetics of the buildings that have been constructed on the campus.



*COM Bond 2023 Campus Master Plan
(Excerpt from PowerPoint Presentation)*



SECTION 2
PROGRAM

PROGRAM

PROGRAM SUMMARY

The summary of needs presents an overall breakdown of the square footage we anticipate designing for, including space for circulation & a grossing factor. We have further broken this sum down into square footages by building type for a more accurate conceptual budget. This number is subject to change as the scope to budget is evaluated and the program is value engineered.

SPACE REQUIREMENTS SUMMARY	
PROGRAMMED SPACES	PROPOSED NSF + CIRCULATION + 25% GROSSING (GSF)
FACILITY SERVICES SF	13,449 GSF
*RELOCATED WAREHOUSE	3,341 GSF
PURCHASING, SHIPPING, RECEIVING SF	5,288 GSF
SHARED SPACE	1,125 GSF
SUPPORT SPACE	1,755 GSF
TOTAL	24,957 GSF

* The relocated warehouse is excluded from the grossing calculations

PROGRAM COMPARISON BY OPTION

We summarized the breakdown of program by anticipated delivery style - Renovation, New Build, or Relocation - and compared the three options against what was originally proposed in the COM Bond. Each site option presented may feature slight variations in program size and arrangement within the diagrams that follow.

BOND		OPTION 1		OPTION 2		PREFERRED OPTION	
RENOVATION	9,246 SF	RENOVATION	0 SF	RENOVATION	10,642 SF	RENOVATION	0 SF
NEW BUILD	5,750 GSF	NEW BUILD	21,616 GSF	NEW BUILD	10,974 GSF	NEW BUILD	21,616 GSF
RELOCATION	3,300 SF	RELOCATION	3,341 SF	RELOCATION	3,341 SF	RELOCATION	3,341 SF
TOTAL:	18,296 GSF	TOTAL:	24,957 SF	TOTAL:	24,957 SF	TOTAL:	24,957 SF

Be Advised: According to an excerpt from the International Existing Building Code 2024, Section 907.1, "...all alterations shall conform to the energy requirements of the IECC as they relate to new construction only."



SECTION 3

SITE OPTIONS 1 & 2



OPTION 1

LOCATION A - LOT E

KEY

- 1. Facilities Services
- 2. Shared Space
- 3. Purchasing, Shipping & Receiving
- 4. Relocated Storage

TRAFFIC PATHWAYS LEGEND

- Truck access — — —
- Cars — — —
- Pedestrian — — —

PROS

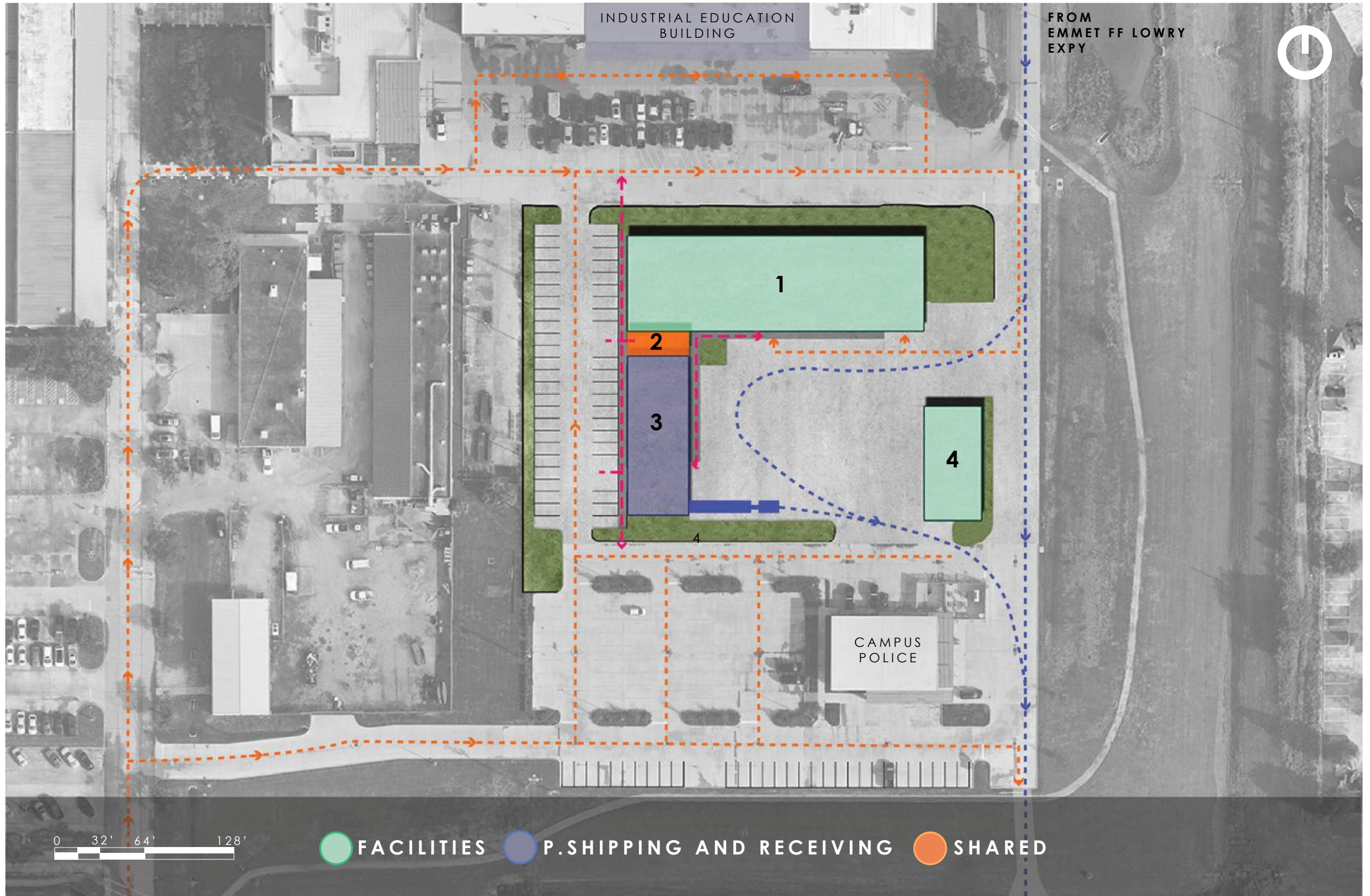
Central

CONS

Current parking count = 220

Parking proposed = 44

Lost=176



OPTION 2

KEY

- 1. Facilities Services
- 2. Shared Space
- 3. Purchasing, Shipping & Receiving
- 4. Relocated Storage
- 5. Equipment storage

TRAFFIC PATHWAYS LEGEND

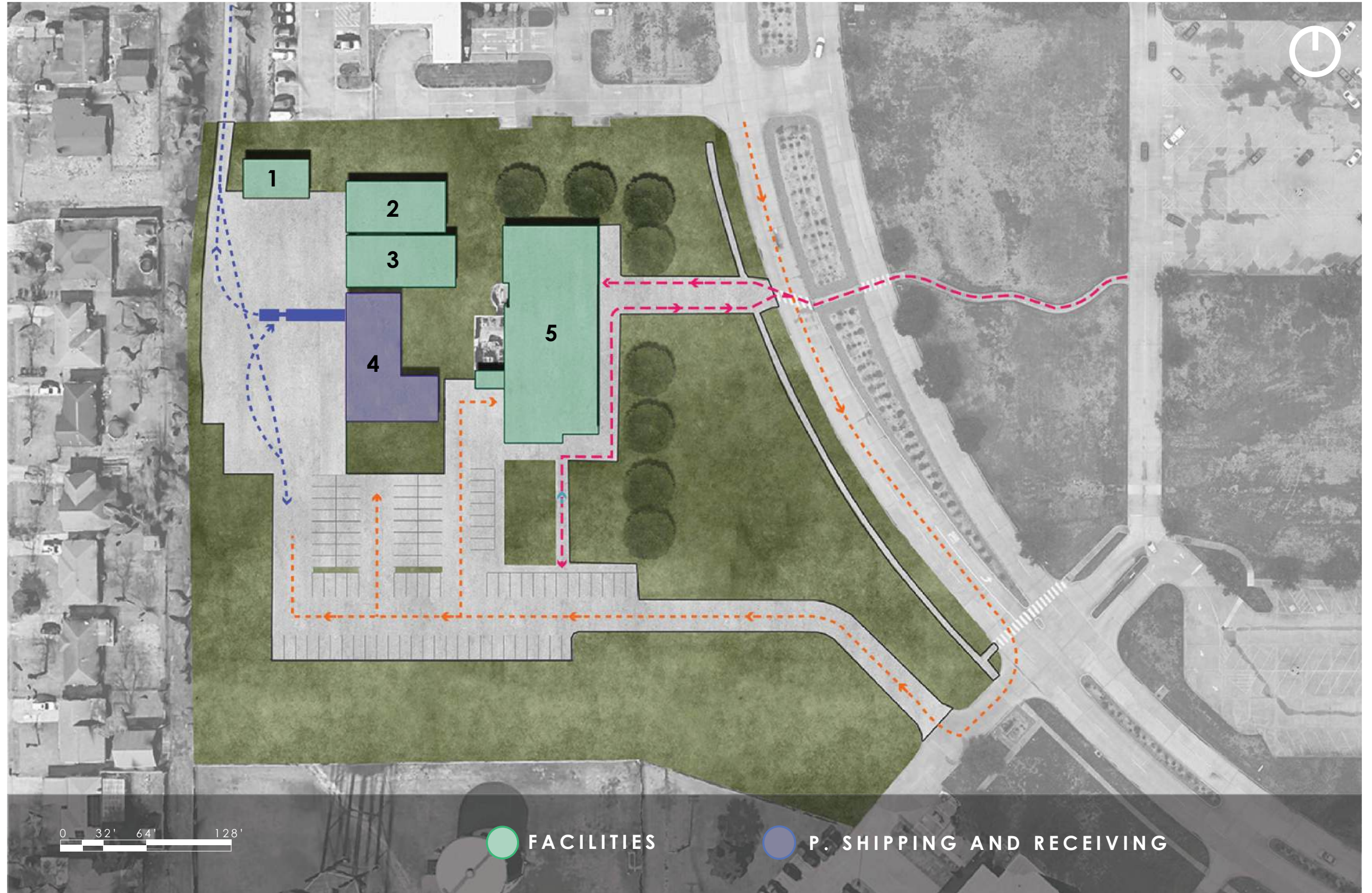
- Truck access 
- Cars 
- Pedestrian 

PROS

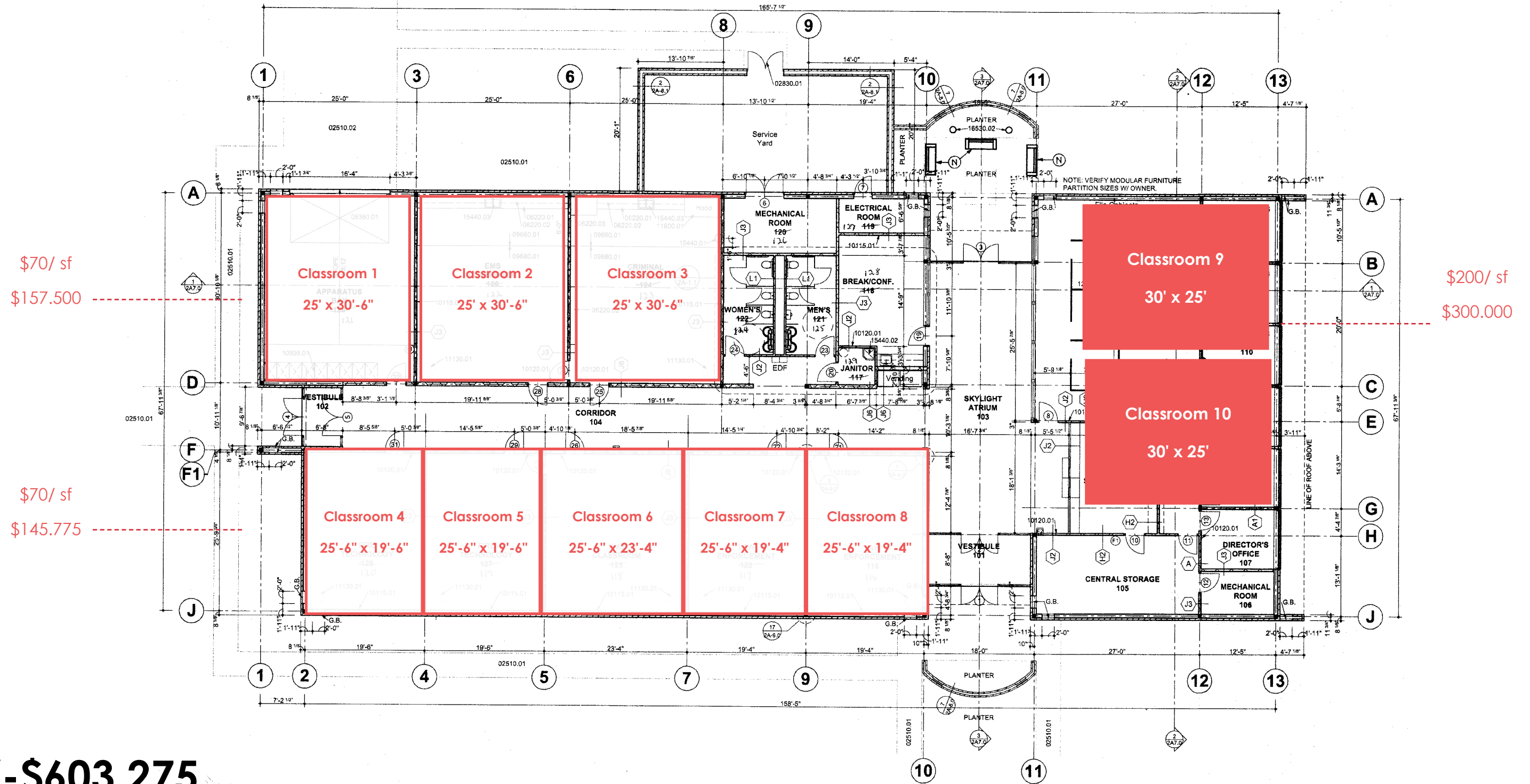
- PSC Renovation
- Lower cost

CONS

- Mixed traffic - Amburn Rd
- Golf cars and pedestrians



PSC CLASSROOM STUDY



+/- \$603.275

COST ESTIMATE SUMMARY



OPTION 1

Total (Construction Costs + Markups)

+/- \$10.8M



OPTION 2

Total (Construction Costs + Markups)

+/- \$9.1 M



SECTION 4
PREFERRED OPTION



SITE MAP - PREFERRED OPTION SITE

SOUTH CAMPUS



PREFERRED OPTION

KEY

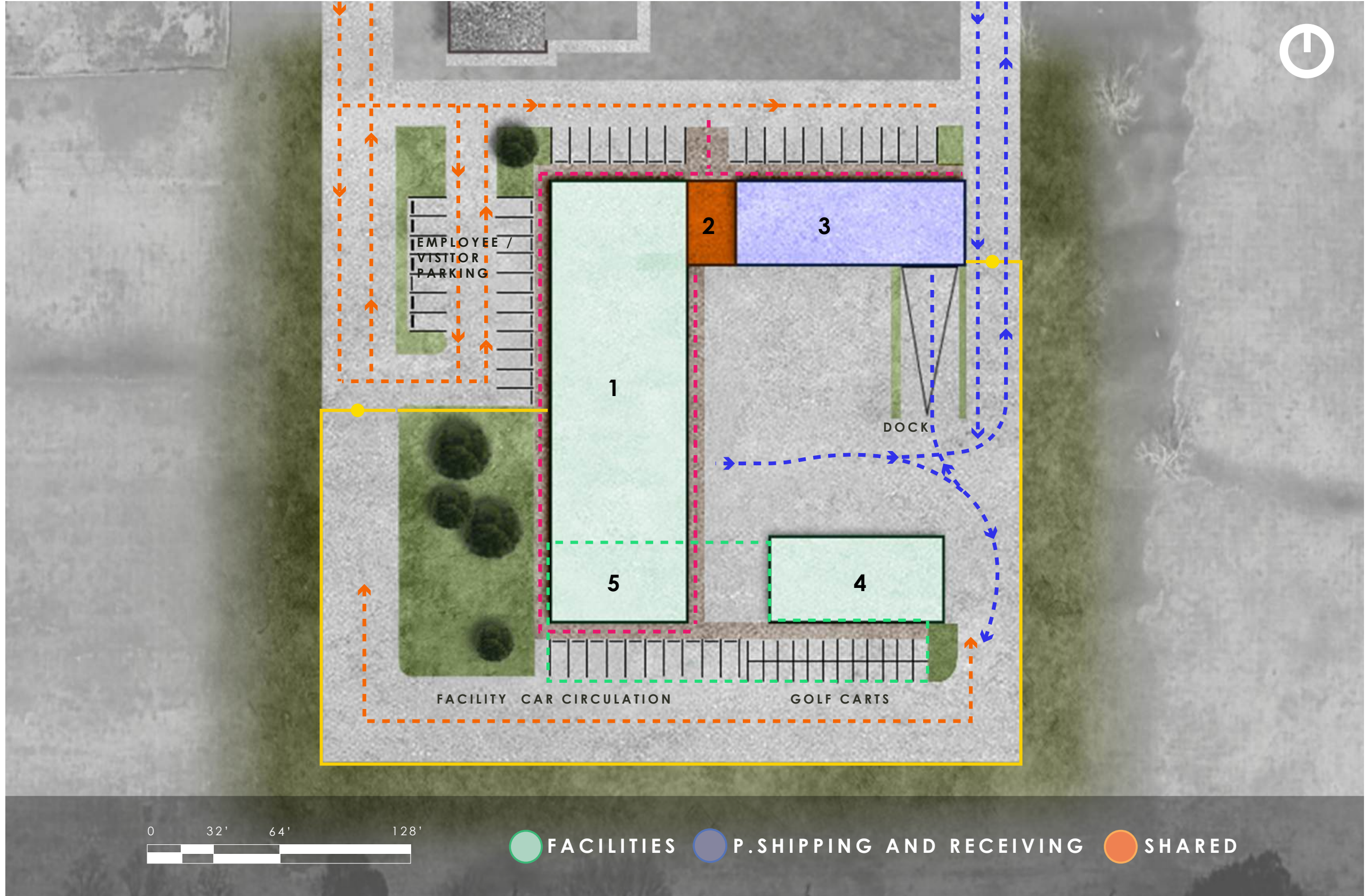
- 1. Facilities Services
- 2. Shared Space
- 3. Purchasing, Shipping & Receiving
- 4. Relocated Storage
- 5. Equipment storage

TRAFFIC PATHWAYS LEGEND

- Truck access ---
- Cars ---
- Pedestrian ---
- Fence line ---
- Gate access ●
- Canopy ---

PARKING COUNT

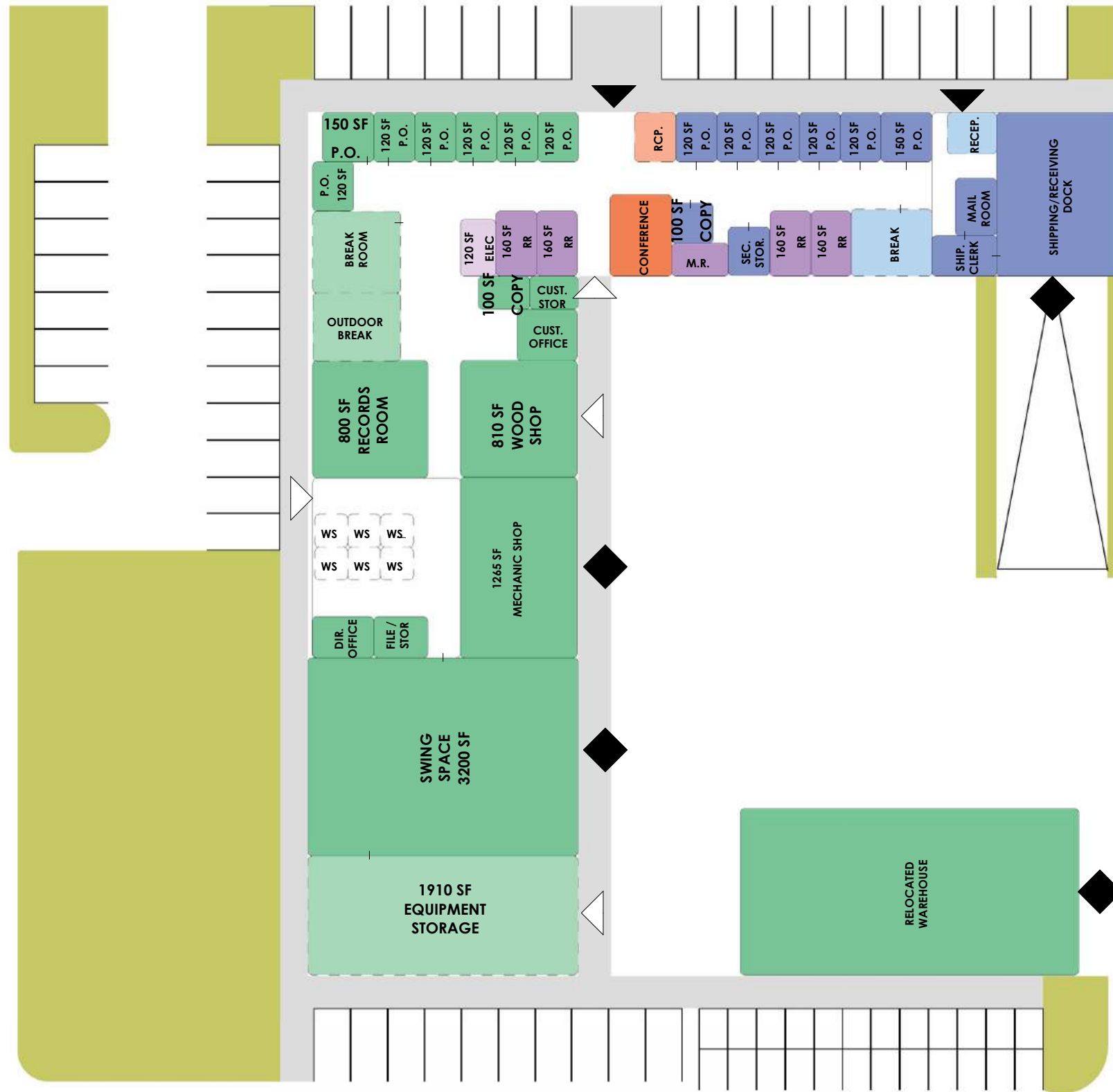
- Parking required = 53
- Parking provided = 46
- Golf carts = 24
- Total = 70



PREFERRED OPTION

LEGEND:

- ◆ Main Vehicle Access
- ◇ Secondary Vehicle Access
- ▼ Main Building Access
- ▽ Secondary Building Access
- Enclosed Space
- Unenclosed Space
- Space Grouping
- Purchasing, Shipping, Receiving
- Facilities Services
- Shared Space





SECTION 5
COST ESTIMATE



COST ESTIMATE SUMMARY - PREFERRED OPTION

FOR ANY OF THE OPTIONS BELOW:

Total (Construction Costs + Markups)

+/- \$10.8M





SECTION 6
APPENDIX

SPATIAL NEEDS

CSAR - College of the Mainland

Net Area (NSF): Includes Workspaces and Support Spaces with out Circulation

FOH: Front of House | PO: Private Office | SO: Shared Office | WS: Workstation (Open Area) | RM: Enclosed Room | OA: Open Area | NSF: Net Square Footage
Given SF | Assumed SF

FACILITIES SERVICES								
	PROGRAMMED SPACES	SPACE TYPE	QUANTITY	UNIT AREA (NSF)	NET AREA (NSF)	NSF + CIRCULATION (SF)	CIRCULATION FACTOR	REMARKS
OFFICE AREA	Director Office	PO	1	150 NSF	150 NSF	225 SF	1.5	
	Office	PO	5	120 NSF	600 NSF	900 SF	1.5	(1) Facilities Manager, (1) Facilities Operation Manager, (2) Facilities Operation Assistant - above average storage required, (1) Guest Office
	Custodial Office	PO	1	120 NSF	120 NSF	180 SF	1.5	Ideally enlarged to include space for additional workstation for Utility Custodian
	File Storage (Secure)	RM	1	120 NSF	120 NSF	180 SF	1.5	
	Copy/Print room	OA	1	100 NSF	100 NSF	150 SF	1.5	
	Records Room	RM	1	800 NSF	800 NSF	800 SF	1	Storage of banker boxes. Includes at least (1) workstation
	Records Office	SO	1	120 NSF	120 NSF	180 SF	1.5	Office for (2) part-time employees
	Break Room	OA	1	450 NSF	450 NSF	675 SF	1.5	Seats 15; Vending machine, counter space, microwave, sink
	Outdoor Break Area	OA	1	200 NSF	200 NSF	200 SF	1	Ideally to include partially shaded outdoor area for lunch/breaks
	OFFICE AREA TOTAL:				2,660 NSF	3,490 SF		
WAREHOUSE	Warehouse Open Workstations	WS	6	64 NSF	384 NSF	576 SF	1.5	(1) Electrician, (1) HVAC Tech, (2) General Maintenance Tech, (2) spaces for growth
	Office - Maintenance Coordinator (120) (Warehouse)	PO	1	120 NSF	120 NSF	180 SF	1.5	Warehouse Maintenance Coordinator, minimal storage required
	Swing Space (Destruction Area)	RM	1	3,200 NSF	3,200 NSF	3,200 SF	1	Ideally between 2400-3200 SF
	Mechanic Shop	RM	1	1,000 NSF	1,000 NSF	1,000 SF	1	Includes office for Mechanic; Open space with lift, work area, tools, and work space for one vehicle
	Wood Shop	RM	1	813 NSF	813 NSF	813 SF	1	Open area with wood shop equipment, materials and tool storage; Dust collector required; Proposed size based on current conditions.
	Equipment	OA	1	1,500 NSF	1,500 NSF	1,500 SF	1	(6) 72" Mowers, (1) Excavator, (1) Forklift, (1) Scissor-lift
WAREHOUSE TOTAL:				7,017 NSF	7,269 SF			
TOTAL:				9,677 NSF	10,759 SF			*SEE SUMMARY TABLE FOR GROSSING FACTOR
WAREHOUSE (RELOCATED)	Storage Building (Relocated)	RM	1	3,341 SF	3,341 SF			Storage space for special events; Chairs; Attic Stock; Auction Stock; Bulk Storage; Filters; Facility Rentals; Custodial Supplies; Secure Storage Ideally To Include (1) Guest Office
RELOCATION TOTAL:				3,341 SF				

SPATIAL NEEDS

PURCHASING, SHIPPING, & RECEIVING								
	PROGRAMMED SPACES	SPACE TYPE	QUANTITY	UNIT AREA (NSF)	NET AREA (NSF)	NSF + CIRCULATION (SF)	CIRCULATION FACTOR	REMARKS
FRONT OF HOUSE	Dedicated Reception Area	OA	1	120 NSF	120 NSF	120 SF	1	
	FRONT OF HOUSE TOTAL:				120 NSF	120 SF		
MAIL	Mail Room	OA	1	250 NSF	250 NSF	375 SF	1.5	Open area with mail slots, Pitney-Bowes mail machine, sorting area, and a workstation for the Mail Clerk
	Shipping and Receiving	OA	1	120 NSF	120 NSF	180 SF	1.5	Open area for deliveries and a workstation for the Shipping Clerk
	Warehouse (Shipping and Receiving Staging Area)	RM	1	1,200 NSF	1,200 NSF	1,200 SF	1	(1) Forklift; (2) Golf carts; (2) Pallet racks; Elevated loading dock; Floor area for (12) pallets; Conditioned space; Fridge for refrigerated storage (Just a regular refrigerator is fine)
	MAIL TOTAL:				1,570 NSF	1,755 SF		
OFFICE AREA	Office	PO	5	120 NSF	600 NSF	900 SF	1.5	(1) Purchasing assistant, (3) Buyers, (1) Clerk - Shipping - receiving
	Director's Office	PO	1	150 NSF	150 NSF	225 SF	1.5	Include space for a meeting table
	Secure Storage	RM	1	120 NSF	120 NSF	180 SF	1.5	
	Break Room	OA	1	500 NSF	500 NSF	750 SF	1.5	Seats 8; To include fridge, counter space and sink, microwave, supply storage
	Copy/Print room	RM	1	100 NSF	100 NSF	150 SF	1.5	Copier, Scanner, Printer, and Copy/Print supply storage. Must be separate from mailroom. Consider disruption to nearby work areas
	Adult Changing Room	RM	0	100 NSF	0 NSF	0 SF	0	Space for adult changing table, per 2024 Texas City code. Can be combined with family restroom. *Only required if there are more than 6 WC.
	Mothers' Room *	RM	1	100 NSF	100 NSF	150 SF	1.5	Refer to Texas City Codes
OFFICE AREA TOTAL:				1,570 NSF	2,355 SF			
TOTAL:				3,260 NSF	4,230 SF	*SEE SUMMARY TABLE FOR GROSSING FACTOR		

SPATIAL NEEDS

SHARED SPACES									
	PROGRAMMED SPACES	SPACE TYPE	QUANTITY	UNIT AREA (NSF)	NET AREA (NSF)	NSF + CIRCULATION (SF)	CIRCULATION FACTOR	REMARKS	
	Welcome Area	OA	1	200 NSF	200 NSF	300 SF	1.5		
	Conference Room	RM	1	400 NSF	400 NSF	600 SF	1.5	Seats 10-12	
	SHARED TOTAL:				600 NSF	900 SF	*SEE SUMARY TABLE FOR GROSSING FACTOR		

SUPPORT SPACES									
	PROGRAMMED SPACES	SPACE TYPE	QUANTITY	UNIT AREA (NSF)	NET AREA (NSF)	NSF + CIRCULATION (SF)	CIRCULATION FACTOR	REMARKS	
	MEN'S RR	RM	2	200 NSF	400 NSF	540 SF	1.35		
	WOMEN'S RR	RM	2	200 NSF	400 NSF	540 SF	1.35		
	ELECTRICAL ROOM	RM	1	80 NSF	80 NSF	108 SF	1.35		
	IT ROOM	RM	1	80 NSF	80 NSF	108 SF	1.35		
	MECHANICAL ROOM	RM	1	80 NSF	80 NSF	108 SF	1.35		
	SUPPORT TOTAL:				1,040 NSF	1,404 SF	*SEE SUMARY TABLE FOR GROSSING FACTOR		



PRESIDENT'S OFFICE

MINUTE ORDER

To: Board of Trustees
From: Dr. Warren Nichols, President
Date: April 28, 2025
Subject: Recommendation – Administrative Officer (Replacement)

Presented for recommended approval to the Board of Trustees on April 28, 2025 and forwarded for recommended approval to Board of Trustees on the same date.

MINUTE ORDER

Motion to be acted upon: “I move the Board of Trustees approve the appointment of Jennifer Denison to the position of Administrative Officer, in the Vice President for Academic Affairs Department.”

PURPOSE

Manages and executes administrative, project, and executive support activities associated with the office of a division or equivalent component of the College. Reporting directly to the principal executive officer of the entity, serves as principle point of administrative contact and liaison with internal and external constituencies. Provides specialist administrative services as appropriate in such areas as fiscal management; public/community relations; faculty, staff, or student affairs; general business administration; and/or development and relations, depending upon the functional area supported.

BACKGROUND

This position is replacing Jennifer Johnson.

IMPLICATIONS

Financial: \$69,255 from budget 11-0-0000-5149-5140.

Strategic Goal 5: College of the Mainland will provide services/processes that enhance the integrity/safety/quality of the institution (including physical facilities) and that enhance the quality of the faculty and staff.

ATTACHMENTS

1. Appointment Nomination



PRESIDENT'S OFFICE

MINUTE ORDER

To: Board of Trustees
From: Dr. Warren Nichols, President
Date: April 28, 2025
Subject: Recommendation – Director of Career Services (Replacement)

Presented for recommended approval to the Board of Trustees on April 28, 2025 and forwarded for recommended approval to Board of Trustees on the same date.

MINUTE ORDER

Motion to be acted upon: “I move the Board of Trustees approve the appointment of Jeffrey English to the position of Director of Career Services, in the Dean of Student Services Department.”

PURPOSE

Responsible for development and implementation of comprehensive career services and programming related to career development and success of COM students and alumni. This individual will work with various internal and external stakeholders to expand and integrate collaborations with alumni and employers to provide more experiential learning opportunities. The Director will develop and maintain external relationships with employers and professional associations that will foster career opportunities for current students and alumni. The Director will be responsible for individual career-related advising, resume and career document approval, employer relations, career services operations and technology enhancements. This individual will have hiring and staff supervisory responsibilities and will take an active role in College projects and programs.

BACKGROUND

This position is replacing Kelley Waters.

IMPLICATIONS

Financial: \$71,441 from budget 11-0-0000-4154-5140.
Strategic Goal 5: College of the Mainland will provide services/processes that enhance the integrity/safety/quality of the institution (including physical facilities) and that enhance the quality of the faculty and staff.

ATTACHMENTS

1. Appointment Nomination



PRESIDENT'S OFFICE

MINUTE ORDER

To: Board of Trustees
From: Dr. Warren Nichols, President
Date: April 28, 2025
Subject: Recommendation – Marketing Specialist (Replacement)

Presented for recommended approval to the Board of Trustees on April 28, 2025 and forwarded for recommended approval to Board of Trustees on the same date.

MINUTE ORDER

Motion to be acted upon: “I move the Board of Trustees approve the appointment of Jonathan Hua to the position of Marketing Specialist, in the Marketing & Public Affairs Department.”

PURPOSE

Primary responsibility will be to support the creation, development, coordination and execution of the College's marketing initiatives, with a strong focus on enrollment/ retention marketing and student success efforts. Additionally, you will assist the marketing team with managing the ticket request system and institutional marketing activities to ensure the College maintains a strong reputation and continues to enhance its community presence.

BACKGROUND

This position is replacing Nicholas Landriault.

IMPLICATIONS

Financial: \$57,392 from budget 11-0-0000-5146-5140.

Strategic Goal 5: College of the Mainland will provide services/processes that enhance the integrity/safety/quality of the institution (including physical facilities) and that enhance the quality of the faculty and staff.

ATTACHMENTS

1. Appointment Nomination



PRESIDENT'S OFFICE

MINUTE ORDER

To: Board of Trustees
From: Dr. Warren Nichols, President
Date: April 28, 2025
Subject: Recommendation – EMS Clinical Coordinator & FT Faculty (Replacement)

Presented for recommended approval to the Board of Trustees on April 28, 2025 and forwarded for recommended approval to Board of Trustees on the same date.

MINUTE ORDER

Motion to be acted upon: “I move the Board of Trustees approve the appointment of Vanessa Murphy to the position of EMS Clinical Coordinator & FT Faculty, in the Emergency Medical Services Department.”

PURPOSE

Responsible for providing instruction within the appropriate department/program. Develop and revise curriculum and course work. Provide scheduled office hours for student consultation. Serves on College committees as needed and assigned. Participate in student orientated instructional and advisement activities as needed and assigned.

BACKGROUND

This position is replacing Karl Moore.

IMPLICATIONS

Financial: \$74,293 from budget 11-0-0000-1306-5105.

Strategic Goal 5: College of the Mainland will provide services/processes that enhance the integrity/safety/quality of the institution (including physical facilities) and that enhance the quality of the faculty and staff.

ATTACHMENTS

1. Appointment Nomination



PRESIDENT'S OFFICE

MINUTE ORDER

To: Board of Trustees
From: Dr. Warren Nichols, President
Date: April 28, 2025
Subject: Recommendation – Faculty - Nursing (Replacement)

Presented for recommended approval to the Board of Trustees on April 28, 2025 and forwarded for recommended approval to Board of Trustees on the same date.

MINUTE ORDER

Motion to be acted upon: “I move the Board of Trustees approve the appointment of Frances Tyson to the position of Faculty - Nursing, in the Nursing Department.”

PURPOSE

Responsible for providing instruction within the appropriate department/program. Programs include potential assignments in the Associate Degree in Nursing program, Vocational Nursing program, and any additional programs in the COM Nursing Department. Develop and revise curriculum and course work. Provide scheduled office hours for student consultation. Serves on College committees as needed and assigned. Participate in student orientation, instructional, and advisement activities as needed and assigned.

BACKGROUND

This position is replacing Valerie Andrews.

IMPLICATIONS

Financial: \$65,730 from budget 11-0-0000-1304-5100.

Strategic Goal 5: College of the Mainland will provide services/processes that enhance the integrity/safety/quality of the institution (including physical facilities) and that enhance the quality of the faculty and staff.

ATTACHMENTS

1. Appointment Nomination



MINUTE ORDER

To: Board of Trustees
From: Dr. Warren Nichols, President
Date: April 28, 2025
Subject: Recommendation to adopt revisions to COM Local Policies

AGENDA ITEM DESCRIPTION:

Discussion and possible action on the proposed revisions to COM Local Policies to update contact information.

Presented and recommended for approval to the Board of Trustees on April 28, 2025.

PROPOSED MOTION:

Suggested motion: *“I move the Board of Trustees adopt the revisions to local policies as presented.”*

ATTACHMENTS Draft/Final

1. DIAA (Local) *Freedom from Discrimination, Harassment, and Retaliation: Sex and Sexual Violence*
2. FFDA (Local) *Freedom from Discrimination, Harassment, and Retaliation: Sex and Sexual Violence*
3. FFDB (Local) *Freedom from Discrimination, Harassment, and Retaliation: Other Protected Characteristics*

Note: This policy addresses complaints of sex and gender discrimination, sexual harassment, sexual violence, dating violence, domestic violence, stalking, and retaliation targeting employees. For additional legally referenced material relating to discrimination, harassment, and retaliation, see DAA(LEGAL). For sex discrimination, sexual harassment, sexual violence, dating violence, domestic violence, stalking, and retaliation targeting students, see FFDA.

**Statement of
Nondiscrimination**

The College District prohibits discrimination, including harassment, against any employee on the basis of sex. Retaliation against anyone involved in the complaint process is a violation of College District policy and is prohibited.

Definitions

Employee

Solely for purposes of this policy, the term “employee” includes former employees, applicants for employment, and unpaid interns.

Discrimination

Discrimination against an employee is defined as conduct directed at an employee on the basis of sex that adversely affects the employee’s employment.

In accordance with law, discrimination on the basis of sex includes discrimination on the basis of biological sex, gender identity, sexual orientation, gender stereotypes, or any other prohibited basis related to sex.

Sexual Harassment

Sexual harassment is a form of sex discrimination defined as unwelcome sexual advances; requests for sexual favors; sexually motivated physical, verbal, or nonverbal conduct; or other conduct or communication of a sexual nature when:

1. Submission to the conduct is either explicitly or implicitly a condition of an employee’s employment, or when submission to or rejection of the conduct is the basis for an employment action affecting the employee; or
2. The conduct is so severe, persistent, or pervasive that it has the purpose or effect of unreasonably interfering with the employee’s work performance or creates an intimidating, threatening, hostile, or offensive work environment.

Sexual Violence

Sexual violence is a form of sexual harassment. Sexual violence includes physical sexual acts perpetrated against a person’s will or where a person is incapable of giving consent due to the victim’s use of drugs or alcohol or due to an intellectual or other disability.

Dating Violence “Dating violence” means violence committed by a person who is or has been in a social relationship of a romantic or intimate nature with the victim. The existence of such a relationship shall be determined based on the reporting party's statement and with consideration of the length of the relationship, the type of relationship, and the frequency of interaction between the persons involved in the relationship.

Domestic Violence “Domestic violence” means violence committed by:

- A current or former spouse or intimate partner of the victim;
- A person with whom the victim shares a child in common;
- A person who is cohabitating with, or has cohabitated with, the victim as a spouse or intimate partner;
- Any other member of the victim’s family as defined by state law;
- Any other current or former member of the victim’s household as defined by state law;
- A person in a dating relationship with the victim as defined by state law; or
- Any other person who acts against the victim in violation of the family violence laws of this state or the jurisdiction where the conduct occurs.

Stalking “Stalking” means engaging in a course of conduct directed at a specific person that would cause a reasonable person to fear for the person's safety or the safety of others or suffer substantial emotional distress.

For the purposes of this definition:

1. “Course of conduct” means two or more acts, including, but not limited to, acts in which the stalker directly, indirectly, or through third parties, by any action, method, device, or means, follows, monitors, observes, surveils, threatens, or communicates to or about a person, or interferes with a person's property.
2. “Reasonable person” means a reasonable person under similar circumstances and with similar identities to the victim.

Examples Examples of sexual harassment of an employee may include sexual advances; touching intimate body parts; coercing or forcing a sexual act on another; jokes or conversations of a sexual nature; sexual assault as defined by law; offensive or derogatory language

FREEDOM FROM DISCRIMINATION, HARASSMENT, AND RETALIATION
SEX AND SEXUAL VIOLENCE

DIAA
(LOCAL)

directed at another person's gender identity; and other sexually motivated conduct, communication, or contact.

Examples may also include forms of dating violence, domestic violence, or stalking, such as physical or sexual assaults; name-calling; put-downs; or threats directed at the employee, the employee's family members, or members of the employee's household; destroying the employee's property; threatening to commit suicide or homicide if the employee ends the relationship; tracking the employee; attempting to isolate the employee from friends and family; threatening an employee's spouse or partner; or encouraging others to engage in these behaviors.

Prohibited Conduct In this policy, the term "prohibited conduct" includes discrimination, sexual harassment, dating violence, domestic violence, stalking, and retaliation as described by this policy, even if the behavior does not rise to the level of unlawful conduct.

Complainant In this policy, the term "complainant" refers to an employee who is alleged to have experienced prohibited conduct.

Respondent In this policy, the term "respondent" refers to a person who is alleged to have committed prohibited conduct.

Confidential Employee A "confidential employee" is a person who holds a professional license requiring confidentiality, such as a counselor or medical provider, who is supervised by such a person, or a person who is a nonprofessional counselor or advocate designated in administrative procedures as a confidential source.

Reporting Procedures

Reporting by
Alleged Victim

A victim of prohibited conduct has the right to report the incident to the College District and to receive a prompt and equitable resolution of the report.

An employee who believes that the employee has experienced prohibited conduct may report the alleged acts to the employee's immediate supervisor, to the Title IX coordinator, or to the College President or designee.

Reports against the Title IX coordinator may be directed to the College President. A report against the College President may be made directly to the Board. If a report is made directly to the Board, the Board shall appoint an appropriate person to conduct an investigation. An employee shall not be required to report prohibited conduct to the person alleged to have committed the conduct.

Alternatively, the employee may report electronically through the College District's website.

FREEDOM FROM DISCRIMINATION, HARASSMENT, AND RETALIATION
SEX AND SEXUAL VIOLENCE

DIAA
(LOCAL)

A victim of a crime has the right to choose whether to report the crime to law enforcement, to be assisted by the College District in reporting the crime to law enforcement, or to decline to report the crime to law enforcement.

It is important that a victim of prohibited conduct go to a hospital for treatment and preservation of evidence, if applicable, as soon as practicable after the incident.

Reporting by Other
Employees

Any employee who believes that another employee has experienced prohibited conduct, regardless of when or where the incident occurred, shall immediately report the alleged acts to the Title IX coordinator. Additionally, the employee may report to the College President or designee.

A report against the College President must also be made directly to the Board. If a report is made directly to the Board, the Board shall appoint an appropriate person to conduct an investigation.

Exceptions

Disclosure at
Event

A person who received the information solely from a disclosure at a sexual harassment, sexual assault, dating violence, or stalking public awareness event sponsored by a postsecondary educational institution or by an employee organization affiliated with the institution is not required to report the prohibited conduct unless the person has authority to institute corrective measures on behalf of the College District.

Employee
Subject to
Confidentiality
Rules

Absent the employee's consent, or unless required by law, a confidential employee shall only be required to disclose the type of incident reported and may not disclose information that would violate the employee's expectation of privacy. If multiple confidential employees receive information about the same alleged incident, then only one report disclosing the type of incident must be submitted.

Peace Officer

A College District peace officer who received information regarding the incident from an employee who chooses to complete a pseudonym form as described by law shall only be required to disclose the type of incident reported and may not disclose the employee's name, phone number, address, or other information that may directly or indirectly reveal the employee's identity.

Prior Report

A person who has either learned of an incident of prohibited conduct during the course of the College District's review or process, or has confirmed with the person or office overseeing the review or process that the incident has been previously reported, is not required to report the prohibited conduct.

Title IX Coordinator	<p>Reports of discrimination based on sex, including sexual harassment, may be directed to the Title IX coordinator. The College District designates the following person to coordinate its efforts to comply with Title IX of the Education Amendments of 1972, as amended, and related state and federal laws:</p> <p>Title IX Coordinator: Dr. Sarah David, Director of Institutional Equity Teclesha Blanchard</p> <p>Address: 1200 Amburn Road, Texas City, TX 77591</p> <p>Telephone: (409) 933-8529(409) 933-8413</p> <p>Email: Title IX Coordinator email¹TitleIX@com.edu</p> <p>Webpage: <a href="http://www.com.edu/titleixTitle IX/Sexual Misconduct webpage<sup>2</sup>">www.com.edu/titleixTitle IX/Sexual Misconduct webpage²</p>
Responsible Employees	<p>All employees, with the exception of confidential employees, are designated as responsible employees for purposes of compliance with Title IX.</p>
Timely Reporting	<p>A failure to immediately report prohibited conduct may impair the College District's ability to investigate and address the conduct.</p>
Consolidate Reports	<p>When the allegations underlying two or more complaints arise out of the same facts or circumstances, the College District may consolidate the complaints.</p>
Advisor	<p>Each party to a complaint may be assisted by an advisor of the party's choice who may participate in the proceedings in a manner consistent with College District procedures.</p>
Conflict of Interest Prohibited	<p>No person designated as the Title IX coordinator, a deputy Title IX coordinator, an investigator, a decision-maker, or a facilitator of an informal resolution process shall have a conflict of interest or bias.</p>
Training	<p>A person designated as the Title IX coordinator, a deputy Title IX coordinator, an investigator, a decision-maker, or a facilitator of an informal resolution process shall receive training as required by law and College District procedures.</p>
Days	<p>"Days" shall mean College District business days, unless otherwise noted. In calculating timelines under this policy, the day a document is filed is "day zero." The following business day is "day one."</p>
Extension of Timelines	<p>Timelines established by this policy and associated procedures may be subject to a limited extension if good cause, as defined in this policy and College District regulations, exists. The College District shall promptly provide written notice to the parties of an</p>

	<p>extension and the reason for the extension. A limited delay determined to be necessary so as not to impede a criminal or regulatory investigation shall constitute good cause for an extension of timelines established by this policy and associated procedures.</p>
Investigation of the Report	<p>The College District may request, but shall not insist upon, a written report. If a report is made orally, the Title IX coordinator or designee shall reduce the report to written form.</p>
Initial Assessment	<p>Upon receipt or notice of a report, the Title IX coordinator shall determine whether the allegations, if proven, would constitute prohibited conduct as defined by this policy. If so, the Title IX coordinator shall promptly offer supportive measures to the complainant. The Title IX coordinator shall explain the process for filing a formal complaint and assess any request not to investigate. If the College District moves forward with the investigation, the Title IX coordinator shall immediately provide notice to the known parties to the complaint.</p> <p>If the Title IX coordinator determines that the allegations, if proven, would not constitute prohibited conduct as defined by this policy but may constitute a violation of other College District rules or regulations, the Title IX coordinator shall refer the complaint for consideration under the appropriate policy.</p>
<i>Request Not to Investigate</i>	<p>The complainant may request that the College District not investigate the allegations. If the complainant requests that the allegations not be investigated, in deciding whether to initiate the investigation, the College District must consider the factors described by law and any other factors the College District considers relevant.</p> <p>The College District shall promptly notify the complainant of the decision regarding whether it will conduct the investigation. If the College District decides not to investigate the allegations, the College District shall take reasonable steps to protect the health and safety of the College District community.</p>
Formal Complaint	<p>To be considered a formal complaint under Title IX, the complainant or the Title IX coordinator must sign the written report.</p>
Notice to Parties	<p>The notice to the parties must describe the allegations and the formal and informal options for resolution of the complaint. The notice must state that the respondent is presumed not responsible until a determination regarding responsibility is made. The notice must also include information regarding the option to select an advisor, the opportunity to inspect and review evidence, and the prohibition on knowingly making false statements or submitting</p>

FREEDOM FROM DISCRIMINATION, HARASSMENT, AND RETALIATION
SEX AND SEXUAL VIOLENCE

DIAA
(LOCAL)

false information during the investigation and any ensuing proceedings.

If the allegations are subsequently amended, the College District shall provide an updated notice reflecting the new allegations.

Informal Resolution	The College District may offer to the parties a process for the informal resolution of a formal complaint as defined by law. If the parties voluntarily agree in writing to participate in informal resolution of a formal complaint, the Title IX coordinator shall determine within three days if informal resolution is appropriate for the complaint. If the Title IX coordinator determines that informal resolution is appropriate, then the Title IX coordinator or designee may facilitate that resolution within ten days. If the Title IX coordinator does not determine informal resolution to be appropriate, then the complaint will be subject to the formal resolution process.
Formal Resolution	If the complaint is not subject to the informal resolution process, the Title IX coordinator shall authorize or undertake an investigation.
Supportive Measures	If appropriate and regardless of whether a criminal or regulatory investigation regarding the alleged conduct is pending, the Title IX coordinator shall promptly provide supportive measures intended to prevent prohibited conduct, protect the safety of the parties and others, and protect the parties from retaliation prior to the completion of the investigation. Examples of possible supportive measures include work accommodations, such as leaves of absence or administrative leave; mutual restrictions on contact between the parties; counseling and health services; and increased security and monitoring of certain areas of the campus.
College District Investigation	<p>The investigation may be conducted by the Title IX coordinator or a designee or by a third party designated by the College District, such as an attorney. When appropriate, the supervisor shall be involved in or informed of the investigation.</p> <p>The investigation may consist of personal interviews with the complainant, the respondent, and others with knowledge of the circumstances surrounding the allegations. The investigation may also include analysis of other information or documents related to the allegations.</p> <p>The parties shall be provided an equal opportunity to present witnesses and evidence and to inspect and review any directly related evidence obtained by the College District so that the parties may meaningfully respond during the investigation process. The parties expected to participate in an investigative interview or other</p>

meeting shall be provided written notice in enough time to prepare to participate.

At least ten days prior to the completion of the investigation report, the College District must send each party and the party's advisor evidence subject to inspection and review. The parties may submit a written response for consideration by the investigator.

Concluding the Investigation

The investigation shall be completed within a reasonable time, not to exceed 30 days from the date of the report.

The investigator shall prepare a written report of the investigation. The investigation report shall be filed with the Title IX coordinator within five days following the completion of the investigation.

Notification of the Report

The Title IX coordinator shall provide the investigation report, within the extent permitted by law, to the complainant and the respondent promptly following receipt. The parties shall be given ten days to respond to the report.

College District Action

The Title IX coordinator shall submit the investigation report to the executive director, human resources promptly after receipt of the parties' response but no later than the expiration of the parties' deadline to respond.

The executive director, human resources or designee shall summon the parties for a hearing to be held within a reasonable time, not to exceed ten days. The hearing shall be conducted in accordance with law and College District procedures.

After the hearing, the executive director, human resources or designee shall determine whether each individual allegation of prohibited conduct occurred using a preponderance of evidence standard and determine the appropriate disciplinary or corrective action. In making the determination, the executive director, human resources or designee shall evaluate all relevant evidence objectively and shall not make credibility assessments based on a person's status as the complainant, the respondent, or a witness. The executive director, human resources or designee shall create a written determination regarding responsibility in accordance with law and College District procedures within five days following the hearing and submit the determination to the parties simultaneously.

Disciplinary or Corrective Action

If the executive director, human resources or designee determines that prohibited conduct occurred, the College District shall promptly respond by taking appropriate disciplinary or corrective action reasonably calculated to address the conduct.

The College District may take action based on the results of an investigation, even if the conduct did not rise to the level of prohibited or unlawful conduct.

Examples of disciplinary or corrective action may include:

- Implementing the disciplinary measures described in DH and the DM series for employees or FM for students;
- Providing a training program for those involved in the complaint;
- Providing a comprehensive education program for the College District community;
- Providing counseling for the victim and the student who engaged in prohibited conduct;
- Permitting the victim or student engaged in the prohibited conduct to drop a course in which they both are enrolled without penalty;
- Conducting follow-up inquiries to determine if any new incidents or any instances of retaliation have occurred;
- Involving employees in efforts to identify problems and improve the College District climate;
- Increasing staff monitoring of areas where prohibited conduct has occurred;
- Reaffirming the College District's policy against discrimination and harassment; and
- Taking other actions described in College District regulations.

Exception

The College District shall minimize attempts to require a complainant to resolve the problem directly with the person who engaged in the harassment; however, if that is the most appropriate resolution method, the College District shall be involved in an appropriate manner.

Improper Conduct

If the executive director, human resources or designee determines that improper conduct occurred that did not rise to the level of prohibited conduct, the College District may take disciplinary action in accordance with College District policy and procedures or other corrective action reasonably calculated to address the conduct.

Dismissal of Complaint

Mandatory Dismissal

An allegation presented as a formal complaint under Title IX is subject to the mandatory dismissal procedures under law.

FREEDOM FROM DISCRIMINATION, HARASSMENT, AND RETALIATION
SEX AND SEXUAL VIOLENCE

DIAA
(LOCAL)

Permissive Dismissal	<p>Any complaint may be dismissed at any time on request of a complainant. The Title IX coordinator must first assess the request in accordance with this policy at Request Not to Investigate, above.</p> <p>A complaint may also be dismissed if specific circumstances prevent the College District from gathering evidence sufficient to reach a determination as to the complaint or allegations.</p>
Notice of Dismissal	<p>Upon dismissal of a complaint, the Title IX coordinator or the executive director, human resources or designee shall provide the parties written notice of the dismissal.</p>
Confidentiality	<p>To the greatest extent possible, consistent with law, the College District shall respect the privacy of the complainant or the respondent or a person who makes a report or serves as a witness. Limited disclosures may be necessary to carry out the purposes of this policy and associated regulations and to comply with applicable law.</p>
Retaliation	<p>The College District prohibits retaliation against any person for the purpose of interfering with a right or privilege under this policy; the complainant; or a person who, in good faith, makes a report or complaint, serves as a witness, or otherwise participates or refuses to participate in an investigation, proceeding, or hearing under this policy. This prohibition does not apply to discipline of a person who perpetrated or assists in the perpetration of the prohibited conduct.</p> <p>A person who is alleged to have experienced retaliation may pursue a claim under this policy or policy FFDA, as appropriate.</p>
Examples	<p>Examples of retaliation may include termination, refusal to hire, demotion, and denial of promotion. Retaliation may also include threats, unjustified negative evaluations, unjustified negative references, or increased surveillance.</p>
Failure to Report and False Claims	<p>An employee who fails to make a required report or an employee or student who intentionally makes a false claim, offers a false statement, or refuses to cooperate with a College District investigation regarding prohibited conduct shall be subject to appropriate disciplinary action.</p>

Appeal	
Discipline or Corrective Action	If the executive director, human resources or designee determines that a contract employee committed prohibited conduct that warrants suspension without pay or termination mid-contract, the executive director, human resources or designee shall inform the employee in writing of the determination, and a Board hearing shall be scheduled in accordance with DMAA.
<i>Employees</i>	
Suspension Without Pay or Termination of Contract Employees	
Other Action	If the executive director, human resources or designee determines that the employee committed prohibited conduct that warrants other discipline or corrective action, the executive director, human resources or designee shall inform the employee that the employee may appeal the determination within ten days in accordance with DGBA beginning at Level Three.
<i>Students</i>	
Suspension	If the executive director, human resources or designee determines that a student committed prohibited conduct that warrants a suspension, the official shall forward the determination and all evidence collected during the investigation and hearing to the College President. A conference shall be scheduled within ten days of the notice of determination in accordance with FMA, beginning at Appeal to College District Administration.
Expulsion	If the executive director, human resources or designee determines that the student committed prohibited conduct that warrants expulsion, the official shall forward the determination and all evidence collected during the investigation and hearing to the College President to schedule an expulsion hearing before the Board in accordance with FMA.
Other Action	If the executive director, human resources or designee determines that the student committed prohibited conduct that warrants other discipline or corrective action, the executive director, human resources or designee shall inform the student that the student may appeal the determination within ten days in accordance with FMA, beginning at Appeal to College District Administration.
Other Appeals	All other appeals related to this policy may be submitted through the applicable grievance policy beginning at the appropriate level. [See DGBA(LOCAL) for employees, FLD(LOCAL) for students, and GB(LOCAL) for community members]
Complaints Filed with State or Federal Agencies	A party shall be informed of any right to file a complaint with appropriate state or federal agencies.

FREEDOM FROM DISCRIMINATION, HARASSMENT, AND RETALIATION
SEX AND SEXUAL VIOLENCE

DIAA
(LOCAL)

Records Retention

Retention of records shall be in accordance with the College District's records retention procedures. [See CIA]

Access to Policy, Procedures, and Related Materials

Information regarding this policy and any accompanying procedures, as well as relevant educational and resource materials concerning the topics discussed in this policy, shall be distributed to applicants for admission and employment and annually to College District employees, students, and parents or guardians of dual credit students in compliance with law and in a manner calculated to provide easy access and wide distribution, such as through electronic distribution and inclusion in the employee and student handbooks and other major College District publications. Information regarding the policy, procedures, and related materials and any materials used to train a person designated as the Title IX coordinator, a deputy Title IX coordinator, an investigator, a decision-maker, or a facilitator shall also be prominently published on the College District's website on a dedicated page accessible through a clear link on the homepage, taking into account applicable legal requirements. Copies of the policy and procedures shall be readily available at the College District's administrative offices and shall be distributed to an employee who makes a report.

¹ Title IX Coordinator email: <mailto:TitleIX@com.edu>

² Title IX/Sexual Misconduct webpage: <https://www.com.edu/titleix>

Note: This policy addresses complaints of sex and gender discrimination, sexual harassment, sexual violence, dating violence, domestic violence, stalking, and retaliation targeting employees. For additional legally referenced material relating to discrimination, harassment, and retaliation, see DAA(LEGAL). For sex discrimination, sexual harassment, sexual violence, dating violence, domestic violence, stalking, and retaliation targeting students, see FFDA.

**Statement of
Nondiscrimination**

The College District prohibits discrimination, including harassment, against any employee on the basis of sex. Retaliation against anyone involved in the complaint process is a violation of College District policy and is prohibited.

Definitions

Employee

Solely for purposes of this policy, the term “employee” includes former employees, applicants for employment, and unpaid interns.

Discrimination

Discrimination against an employee is defined as conduct directed at an employee on the basis of sex that adversely affects the employee’s employment.

In accordance with law, discrimination on the basis of sex includes discrimination on the basis of biological sex, gender identity, sexual orientation, gender stereotypes, or any other prohibited basis related to sex.

Sexual Harassment

Sexual harassment is a form of sex discrimination defined as unwelcome sexual advances; requests for sexual favors; sexually motivated physical, verbal, or nonverbal conduct; or other conduct or communication of a sexual nature when:

1. Submission to the conduct is either explicitly or implicitly a condition of an employee’s employment, or when submission to or rejection of the conduct is the basis for an employment action affecting the employee; or
2. The conduct is so severe, persistent, or pervasive that it has the purpose or effect of unreasonably interfering with the employee’s work performance or creates an intimidating, threatening, hostile, or offensive work environment.

Sexual Violence

Sexual violence is a form of sexual harassment. Sexual violence includes physical sexual acts perpetrated against a person’s will or where a person is incapable of giving consent due to the victim’s use of drugs or alcohol or due to an intellectual or other disability.

Dating Violence “Dating violence” means violence committed by a person who is or has been in a social relationship of a romantic or intimate nature with the victim. The existence of such a relationship shall be determined based on the reporting party's statement and with consideration of the length of the relationship, the type of relationship, and the frequency of interaction between the persons involved in the relationship.

Domestic Violence “Domestic violence” means violence committed by:

- A current or former spouse or intimate partner of the victim;
- A person with whom the victim shares a child in common;
- A person who is cohabitating with, or has cohabitated with, the victim as a spouse or intimate partner;
- Any other member of the victim’s family as defined by state law;
- Any other current or former member of the victim’s household as defined by state law;
- A person in a dating relationship with the victim as defined by state law; or
- Any other person who acts against the victim in violation of the family violence laws of this state or the jurisdiction where the conduct occurs.

Stalking “Stalking” means engaging in a course of conduct directed at a specific person that would cause a reasonable person to fear for the person's safety or the safety of others or suffer substantial emotional distress.

For the purposes of this definition:

1. “Course of conduct” means two or more acts, including, but not limited to, acts in which the stalker directly, indirectly, or through third parties, by any action, method, device, or means, follows, monitors, observes, surveils, threatens, or communicates to or about a person, or interferes with a person's property.
2. “Reasonable person” means a reasonable person under similar circumstances and with similar identities to the victim.

Examples Examples of sexual harassment of an employee may include sexual advances; touching intimate body parts; coercing or forcing a sexual act on another; jokes or conversations of a sexual nature; sexual assault as defined by law; offensive or derogatory language

FREEDOM FROM DISCRIMINATION, HARASSMENT, AND RETALIATION
SEX AND SEXUAL VIOLENCE

DIAA
(LOCAL)

directed at another person's gender identity; and other sexually motivated conduct, communication, or contact.

Examples may also include forms of dating violence, domestic violence, or stalking, such as physical or sexual assaults; name-calling; put-downs; or threats directed at the employee, the employee's family members, or members of the employee's household; destroying the employee's property; threatening to commit suicide or homicide if the employee ends the relationship; tracking the employee; attempting to isolate the employee from friends and family; threatening an employee's spouse or partner; or encouraging others to engage in these behaviors.

Prohibited Conduct In this policy, the term "prohibited conduct" includes discrimination, sexual harassment, dating violence, domestic violence, stalking, and retaliation as described by this policy, even if the behavior does not rise to the level of unlawful conduct.

Complainant In this policy, the term "complainant" refers to an employee who is alleged to have experienced prohibited conduct.

Respondent In this policy, the term "respondent" refers to a person who is alleged to have committed prohibited conduct.

Confidential Employee A "confidential employee" is a person who holds a professional license requiring confidentiality, such as a counselor or medical provider, who is supervised by such a person, or a person who is a nonprofessional counselor or advocate designated in administrative procedures as a confidential source.

Reporting Procedures

Reporting by
Alleged Victim

A victim of prohibited conduct has the right to report the incident to the College District and to receive a prompt and equitable resolution of the report.

An employee who believes that the employee has experienced prohibited conduct may report the alleged acts to the employee's immediate supervisor, to the Title IX coordinator, or to the College President or designee.

Reports against the Title IX coordinator may be directed to the College President. A report against the College President may be made directly to the Board. If a report is made directly to the Board, the Board shall appoint an appropriate person to conduct an investigation. An employee shall not be required to report prohibited conduct to the person alleged to have committed the conduct.

Alternatively, the employee may report electronically through the College District's website.

FREEDOM FROM DISCRIMINATION, HARASSMENT, AND RETALIATION
SEX AND SEXUAL VIOLENCE

DIAA
(LOCAL)

	<p>A victim of a crime has the right to choose whether to report the crime to law enforcement, to be assisted by the College District in reporting the crime to law enforcement, or to decline to report the crime to law enforcement.</p> <p>It is important that a victim of prohibited conduct go to a hospital for treatment and preservation of evidence, if applicable, as soon as practicable after the incident.</p>
Reporting by Other Employees	<p>Any employee who believes that another employee has experienced prohibited conduct, regardless of when or where the incident occurred, shall immediately report the alleged acts to the Title IX coordinator. Additionally, the employee may report to the College President or designee.</p> <p>A report against the College President must also be made directly to the Board. If a report is made directly to the Board, the Board shall appoint an appropriate person to conduct an investigation.</p>
<i>Exceptions</i>	
Disclosure at Event	<p>A person who received the information solely from a disclosure at a sexual harassment, sexual assault, dating violence, or stalking public awareness event sponsored by a postsecondary educational institution or by an employee organization affiliated with the institution is not required to report the prohibited conduct unless the person has authority to institute corrective measures on behalf of the College District.</p>
Employee Subject to Confidentiality Rules	<p>Absent the employee's consent, or unless required by law, a confidential employee shall only be required to disclose the type of incident reported and may not disclose information that would violate the employee's expectation of privacy. If multiple confidential employees receive information about the same alleged incident, then only one report disclosing the type of incident must be submitted.</p>
Peace Officer	<p>A College District peace officer who received information regarding the incident from an employee who chooses to complete a pseudonym form as described by law shall only be required to disclose the type of incident reported and may not disclose the employee's name, phone number, address, or other information that may directly or indirectly reveal the employee's identity.</p>
Prior Report	<p>A person who has either learned of an incident of prohibited conduct during the course of the College District's review or process, or has confirmed with the person or office overseeing the review or process that the incident has been previously reported, is not required to report the prohibited conduct.</p>

Title IX Coordinator	<p>Reports of discrimination based on sex, including sexual harassment, may be directed to the Title IX coordinator. The College District designates the following person to coordinate its efforts to comply with Title IX of the Education Amendments of 1972, as amended, and related state and federal laws:</p> <p>Title IX Coordinator: Teclesha Blanchard</p> <p>Address: 1200 Amburn Road, Texas City, TX 77591</p> <p>Telephone: (409) 933-8529</p> <p>Email: TitleIX@com.edu</p> <p>Webpage: www.com.edu/titleix</p>
Responsible Employees	<p>All employees, with the exception of confidential employees, are designated as responsible employees for purposes of compliance with Title IX.</p>
Timely Reporting	<p>A failure to immediately report prohibited conduct may impair the College District's ability to investigate and address the conduct.</p>
Consolidate Reports	<p>When the allegations underlying two or more complaints arise out of the same facts or circumstances, the College District may consolidate the complaints.</p>
Advisor	<p>Each party to a complaint may be assisted by an advisor of the party's choice who may participate in the proceedings in a manner consistent with College District procedures.</p>
Conflict of Interest Prohibited	<p>No person designated as the Title IX coordinator, a deputy Title IX coordinator, an investigator, a decision-maker, or a facilitator of an informal resolution process shall have a conflict of interest or bias.</p>
Training	<p>A person designated as the Title IX coordinator, a deputy Title IX coordinator, an investigator, a decision-maker, or a facilitator of an informal resolution process shall receive training as required by law and College District procedures.</p>
Days	<p>"Days" shall mean College District business days, unless otherwise noted. In calculating timelines under this policy, the day a document is filed is "day zero." The following business day is "day one."</p>
Extension of Timelines	<p>Timelines established by this policy and associated procedures may be subject to a limited extension if good cause, as defined in this policy and College District regulations, exists. The College District shall promptly provide written notice to the parties of an extension and the reason for the extension. A limited delay</p>

determined to be necessary so as not to impede a criminal or regulatory investigation shall constitute good cause for an extension of timelines established by this policy and associated procedures.

Investigation of the Report

The College District may request, but shall not insist upon, a written report. If a report is made orally, the Title IX coordinator or designee shall reduce the report to written form.

Initial Assessment

Upon receipt or notice of a report, the Title IX coordinator shall determine whether the allegations, if proven, would constitute prohibited conduct as defined by this policy. If so, the Title IX coordinator shall promptly offer supportive measures to the complainant. The Title IX coordinator shall explain the process for filing a formal complaint and assess any request not to investigate. If the College District moves forward with the investigation, the Title IX coordinator shall immediately provide notice to the known parties to the complaint.

If the Title IX coordinator determines that the allegations, if proven, would not constitute prohibited conduct as defined by this policy but may constitute a violation of other College District rules or regulations, the Title IX coordinator shall refer the complaint for consideration under the appropriate policy.

Request Not to Investigate

The complainant may request that the College District not investigate the allegations. If the complainant requests that the allegations not be investigated, in deciding whether to initiate the investigation, the College District must consider the factors described by law and any other factors the College District considers relevant.

The College District shall promptly notify the complainant of the decision regarding whether it will conduct the investigation. If the College District decides not to investigate the allegations, the College District shall take reasonable steps to protect the health and safety of the College District community.

Formal Complaint

To be considered a formal complaint under Title IX, the complainant or the Title IX coordinator must sign the written report.

Notice to Parties

The notice to the parties must describe the allegations and the formal and informal options for resolution of the complaint. The notice must state that the respondent is presumed not responsible until a determination regarding responsibility is made. The notice must also include information regarding the option to select an advisor, the opportunity to inspect and review evidence, and the prohibition on knowingly making false statements or submitting

FREEDOM FROM DISCRIMINATION, HARASSMENT, AND RETALIATION
SEX AND SEXUAL VIOLENCE

DIAA
(LOCAL)

false information during the investigation and any ensuing proceedings.

If the allegations are subsequently amended, the College District shall provide an updated notice reflecting the new allegations.

Informal Resolution	The College District may offer to the parties a process for the informal resolution of a formal complaint as defined by law. If the parties voluntarily agree in writing to participate in informal resolution of a formal complaint, the Title IX coordinator shall determine within three days if informal resolution is appropriate for the complaint. If the Title IX coordinator determines that informal resolution is appropriate, then the Title IX coordinator or designee may facilitate that resolution within ten days. If the Title IX coordinator does not determine informal resolution to be appropriate, then the complaint will be subject to the formal resolution process.
Formal Resolution	If the complaint is not subject to the informal resolution process, the Title IX coordinator shall authorize or undertake an investigation.
Supportive Measures	If appropriate and regardless of whether a criminal or regulatory investigation regarding the alleged conduct is pending, the Title IX coordinator shall promptly provide supportive measures intended to prevent prohibited conduct, protect the safety of the parties and others, and protect the parties from retaliation prior to the completion of the investigation. Examples of possible supportive measures include work accommodations, such as leaves of absence or administrative leave; mutual restrictions on contact between the parties; counseling and health services; and increased security and monitoring of certain areas of the campus.
College District Investigation	<p>The investigation may be conducted by the Title IX coordinator or a designee or by a third party designated by the College District, such as an attorney. When appropriate, the supervisor shall be involved in or informed of the investigation.</p> <p>The investigation may consist of personal interviews with the complainant, the respondent, and others with knowledge of the circumstances surrounding the allegations. The investigation may also include analysis of other information or documents related to the allegations.</p> <p>The parties shall be provided an equal opportunity to present witnesses and evidence and to inspect and review any directly related evidence obtained by the College District so that the parties may meaningfully respond during the investigation process. The parties expected to participate in an investigative interview or other</p>

	<p>meeting shall be provided written notice in enough time to prepare to participate.</p> <p>At least ten days prior to the completion of the investigation report, the College District must send each party and the party's advisor evidence subject to inspection and review. The parties may submit a written response for consideration by the investigator.</p>
Concluding the Investigation	<p>The investigation shall be completed within a reasonable time, not to exceed 30 days from the date of the report.</p> <p>The investigator shall prepare a written report of the investigation. The investigation report shall be filed with the Title IX coordinator within five days following the completion of the investigation.</p>
Notification of the Report	<p>The Title IX coordinator shall provide the investigation report, within the extent permitted by law, to the complainant and the respondent promptly following receipt. The parties shall be given ten days to respond to the report.</p>
College District Action	<p>The Title IX coordinator shall submit the investigation report to the executive director, human resources promptly after receipt of the parties' response but no later than the expiration of the parties' deadline to respond.</p> <p>The executive director, human resources or designee shall summon the parties for a hearing to be held within a reasonable time, not to exceed ten days. The hearing shall be conducted in accordance with law and College District procedures.</p> <p>After the hearing, the executive director, human resources or designee shall determine whether each individual allegation of prohibited conduct occurred using a preponderance of evidence standard and determine the appropriate disciplinary or corrective action. In making the determination, the executive director, human resources or designee shall evaluate all relevant evidence objectively and shall not make credibility assessments based on a person's status as the complainant, the respondent, or a witness. The executive director, human resources or designee shall create a written determination regarding responsibility in accordance with law and College District procedures within five days following the hearing and submit the determination to the parties simultaneously.</p>
Disciplinary or Corrective Action	<p>If the executive director, human resources or designee determines that prohibited conduct occurred, the College District shall promptly respond by taking appropriate disciplinary or corrective action reasonably calculated to address the conduct.</p>

The College District may take action based on the results of an investigation, even if the conduct did not rise to the level of prohibited or unlawful conduct.

Examples of disciplinary or corrective action may include:

- Implementing the disciplinary measures described in DH and the DM series for employees or FM for students;
- Providing a training program for those involved in the complaint;
- Providing a comprehensive education program for the College District community;
- Providing counseling for the victim and the student who engaged in prohibited conduct;
- Permitting the victim or student engaged in the prohibited conduct to drop a course in which they both are enrolled without penalty;
- Conducting follow-up inquiries to determine if any new incidents or any instances of retaliation have occurred;
- Involving employees in efforts to identify problems and improve the College District climate;
- Increasing staff monitoring of areas where prohibited conduct has occurred;
- Reaffirming the College District's policy against discrimination and harassment; and
- Taking other actions described in College District regulations.

Exception

The College District shall minimize attempts to require a complainant to resolve the problem directly with the person who engaged in the harassment; however, if that is the most appropriate resolution method, the College District shall be involved in an appropriate manner.

Improper Conduct

If the executive director, human resources or designee determines that improper conduct occurred that did not rise to the level of prohibited conduct, the College District may take disciplinary action in accordance with College District policy and procedures or other corrective action reasonably calculated to address the conduct.

Dismissal of Complaint

Mandatory Dismissal

An allegation presented as a formal complaint under Title IX is subject to the mandatory dismissal procedures under law.

FREEDOM FROM DISCRIMINATION, HARASSMENT, AND RETALIATION
SEX AND SEXUAL VIOLENCE

DIAA
(LOCAL)

Permissive Dismissal	<p>Any complaint may be dismissed at any time on request of a complainant. The Title IX coordinator must first assess the request in accordance with this policy at Request Not to Investigate, above.</p> <p>A complaint may also be dismissed if specific circumstances prevent the College District from gathering evidence sufficient to reach a determination as to the complaint or allegations.</p>
Notice of Dismissal	<p>Upon dismissal of a complaint, the Title IX coordinator or the executive director, human resources or designee shall provide the parties written notice of the dismissal.</p>
Confidentiality	<p>To the greatest extent possible, consistent with law, the College District shall respect the privacy of the complainant or the respondent or a person who makes a report or serves as a witness. Limited disclosures may be necessary to carry out the purposes of this policy and associated regulations and to comply with applicable law.</p>
Retaliation	<p>The College District prohibits retaliation against any person for the purpose of interfering with a right or privilege under this policy; the complainant; or a person who, in good faith, makes a report or complaint, serves as a witness, or otherwise participates or refuses to participate in an investigation, proceeding, or hearing under this policy. This prohibition does not apply to discipline of a person who perpetrated or assists in the perpetration of the prohibited conduct.</p> <p>A person who is alleged to have experienced retaliation may pursue a claim under this policy or policy FFDA, as appropriate.</p>
Examples	<p>Examples of retaliation may include termination, refusal to hire, demotion, and denial of promotion. Retaliation may also include threats, unjustified negative evaluations, unjustified negative references, or increased surveillance.</p>
Failure to Report and False Claims	<p>An employee who fails to make a required report or an employee or student who intentionally makes a false claim, offers a false statement, or refuses to cooperate with a College District investigation regarding prohibited conduct shall be subject to appropriate disciplinary action.</p>

Appeal	
Discipline or Corrective Action	If the executive director, human resources or designee determines that a contract employee committed prohibited conduct that warrants suspension without pay or termination mid-contract, the executive director, human resources or designee shall inform the employee in writing of the determination, and a Board hearing shall be scheduled in accordance with DMAA.
<i>Employees</i>	
Suspension Without Pay or Termination of Contract	
Employees	
Other Action	If the executive director, human resources or designee determines that the employee committed prohibited conduct that warrants other discipline or corrective action, the executive director, human resources or designee shall inform the employee that the employee may appeal the determination within ten days in accordance with DGBA beginning at Level Three.
<i>Students</i>	
Suspension	If the executive director, human resources or designee determines that a student committed prohibited conduct that warrants a suspension, the official shall forward the determination and all evidence collected during the investigation and hearing to the College President. A conference shall be scheduled within ten days of the notice of determination in accordance with FMA, beginning at Appeal to College District Administration.
Expulsion	If the executive director, human resources or designee determines that the student committed prohibited conduct that warrants expulsion, the official shall forward the determination and all evidence collected during the investigation and hearing to the College President to schedule an expulsion hearing before the Board in accordance with FMA.
Other Action	If the executive director, human resources or designee determines that the student committed prohibited conduct that warrants other discipline or corrective action, the executive director, human resources or designee shall inform the student that the student may appeal the determination within ten days in accordance with FMA, beginning at Appeal to College District Administration.
Other Appeals	All other appeals related to this policy may be submitted through the applicable grievance policy beginning at the appropriate level. [See DGBA(LOCAL) for employees, FLD(LOCAL) for students, and GB(LOCAL) for community members]
Complaints Filed with State or Federal Agencies	A party shall be informed of any right to file a complaint with appropriate state or federal agencies.

FREEDOM FROM DISCRIMINATION, HARASSMENT, AND RETALIATION
SEX AND SEXUAL VIOLENCE

DIAA
(LOCAL)

Records Retention

Retention of records shall be in accordance with the College District's records retention procedures. [See CIA]

Access to Policy, Procedures, and Related Materials

Information regarding this policy and any accompanying procedures, as well as relevant educational and resource materials concerning the topics discussed in this policy, shall be distributed to applicants for admission and employment and annually to College District employees, students, and parents or guardians of dual credit students in compliance with law and in a manner calculated to provide easy access and wide distribution, such as through electronic distribution and inclusion in the employee and student handbooks and other major College District publications. Information regarding the policy, procedures, and related materials and any materials used to train a person designated as the Title IX coordinator, a deputy Title IX coordinator, an investigator, a decision-maker, or a facilitator shall also be prominently published on the College District's website on a dedicated page accessible through a clear link on the homepage, taking into account applicable legal requirements. Copies of the policy and procedures shall be readily available at the College District's administrative offices and shall be distributed to an employee who makes a report.

Note: This policy addresses complaints of sex and gender discrimination, sexual harassment, sexual assault, dating violence, domestic violence, stalking, and retaliation targeting students. For additional legally referenced material relating to discrimination, harassment, and retaliation, see FA(LEGAL) and FAA(LEGAL). For sex discrimination, sexual harassment, sexual assault, dating violence, domestic violence, stalking, and retaliation targeting employees, see DIAA.

**Statement of
Nondiscrimination**

The College District prohibits discrimination, including harassment, against any individual on the basis of race, color, religion, national origin, age, veteran status, disability, sex, sexual orientation, gender, including gender identity and gender expression, or any other basis prohibited by law. Retaliation against anyone involved in the complaint process is a violation of College District policy.

Definitions

Discrimination against a student is defined as conduct directed at a student on the basis of sex that adversely affects the student.

Sex or Gender
Discrimination

Sexual Harassment

Sex discrimination includes all forms of sexual and gender-based misconduct. Sex discrimination violates an individual's fundamental rights and personal dignity. The College District is committed to the principle that the working environment of its employees and the educational environment for students should be free from inappropriate conduct of a sexual or gender-based nature by employees, students, or third parties. Sexual and gender-based misconduct is unprofessional and shall not be tolerated and is expressly prohibited. Individuals who engage in such conduct shall be subject to disciplinary action up to and including separation from the College District.

By an Employee

Sexual harassment of a student by a College District employee includes unwelcome sexual advances; requests for sexual favors; sexually motivated physical, verbal, or nonverbal conduct; or other conduct or communication of a sexual nature when:

1. A College District employee causes the student to believe that the student must submit to the conduct to participate in a college program or activity, or that the employee will make an educational decision based on whether or not the student submits to the conduct (i.e., quid pro quo sexual harassment); or
2. The conduct is so severe, persistent, or pervasive that it limits or denies the student's ability to participate in or benefit from

the College District's educational program or activities (i.e., hostile environment).

<i>By Another Student or Others</i>	Sexual harassment of a student, including harassment committed by another student, includes unwelcome sexual advances; requests for sexual favors; or sexually motivated physical, verbal, or nonverbal conduct when the conduct is so severe, persistent, or pervasive that it limits or denies a student's ability to participate in or benefit from the College District's educational program or activities.
<i>Sexual Violence</i>	Sexual violence is a form of sexual harassment. Sexual violence includes physical sexual acts perpetrated against a person's will or where a person is incapable of giving consent due to the victim's use of drugs or alcohol or due to an intellectual or other disability.
<i>Dating Violence</i>	"Dating violence" means violence committed by a person who is or has been in a social relationship of a romantic or intimate nature with the victim. The existence of such a relationship shall be determined based on the reporting party's statement and with consideration of the length of the relationship, the type of relationship, and the frequency of interaction between the persons involved in the relationship.
<i>Domestic Violence</i>	"Domestic violence" means violence committed by: <ul style="list-style-type: none">• A current or former spouse or intimate partner of the victim;• A person with whom the victim shares a child in common;• A person who is cohabitating with, or has cohabitated with, the victim as a spouse or intimate partner;• Any other member of the victim's family as defined by state law;• Any other current or former member of the victim's household as defined by state law;• A person in a dating relationship with the victim as defined by state law; or• Any other person who acts against the victim in violation of the family violence laws of this state or the jurisdiction where the conduct occurs.
<i>Stalking</i>	"Stalking" means engaging in a course of conduct directed at a specific person that would cause a reasonable person to fear for the person's safety or the safety of others or suffer substantial emotional distress.

For the purposes of this definition:

1. "Course of conduct" means two or more acts, including, but not limited to, acts in which the stalker directly, indirectly, or through third parties, by any action, method, device, or means, follows, monitors, observes, surveils, threatens, or communicates to or about a person, or interferes with a person's property.
2. "Reasonable person" means a reasonable person under similar circumstances and with similar identities to the victim.

Examples

Examples of sexual harassment of a student may include sexual advances; touching intimate body parts or coercing physical contact that is sexual in nature; jokes or conversations of a sexual nature; rape; sexual assault as defined by law; sexual battery; sexual coercion; and other sexually motivated conduct, communications, or contact.

Examples may also include forms of dating violence, domestic violence, or stalking, such as physical or sexual assaults; name-calling; put-downs; or threats directed at the student, the student's family members, or members of the student's household; destroying the student's property; threatening to commit suicide or homicide if the student ends the relationship; tracking the student; attempting to isolate the student from friends and family; threatening a student's spouse or partner; or encouraging others to engage in these behaviors.

Gender-Based
Harassment

Gender-based harassment includes physical, verbal, or nonverbal conduct based on the student's gender, the student's expression of characteristics perceived as stereotypical for the student's gender, or the student's failure to conform to stereotypical notions of masculinity or femininity. For purposes of this policy, gender-based harassment is considered prohibited harassment if the conduct is so severe, persistent, or pervasive that the conduct limits or denies a student's ability to participate in or benefit from the College District's educational program.

Acts of gender-based harassment may also be considered sex discrimination or sexual harassment.

Examples

Examples of gender-based harassment directed against a student, regardless of the student's or the harasser's actual or perceived sexual orientation or gender identity, may include offensive jokes, name-calling, slurs, or rumors; physical aggression or assault; threatening or intimidating conduct; or other kinds of aggressive conduct such as theft or damage to property.

FREEDOM FROM DISCRIMINATION, HARASSMENT, AND RETALIATION
SEX AND SEXUAL VIOLENCE

FFDA
(LOCAL)

Prohibited Conduct	In this policy, the term “prohibited conduct” includes discrimination, harassment, dating violence, domestic violence, stalking, and retaliation as described by this policy, even if the behavior does not rise to the level of unlawful conduct.
Complainant	In this policy, the term “complainant” refers to an applicant for admission or a student who is alleged to have experienced prohibited conduct. The term also includes a former student who is alleged to have experienced prohibited conduct while participating, or attempting to participate, in the College District’s educational program or activity.
Respondent	In this policy, the term “respondent” refers to a person who is alleged to have committed prohibited conduct.
Confidential Employee	A “confidential employee” is a person who holds a professional license requiring confidentiality, such as a counselor or medical provider, who is supervised by such a person, or a person who is a nonprofessional counselor or advocate designated in administrative procedures as a confidential source.
Reporting Procedures	A victim of prohibited conduct has the right to report the incident to the College District and to receive a prompt and equitable resolution of the report.
Student Report	<p>Any student who believes that the student has experienced prohibited conduct or believes that another student has experienced prohibited conduct should immediately report the alleged acts to the Title IX coordinator, the College President, or another employee, or submit the report electronically through the College District’s website. A report against the College President may be made directly to the Board. If a report is made directly to the Board, the Board shall appoint an appropriate person to conduct an investigation. A student shall not be required to report prohibited conduct to the person alleged to have committed the conduct.</p> <p>A victim of a crime has the right to choose whether to report the crime to law enforcement, to be assisted by the College District in reporting the crime to law enforcement, or to decline to report the crime to law enforcement.</p> <p>It is important that a victim of prohibited conduct go to a hospital for treatment and preservation of evidence, if applicable, as soon as practicable after the incident.</p>
<i>Exception</i>	Absent consent or unless required by law, a student designated in administrative regulations as a student advocate to whom another student may speak confidentially concerning prohibited conduct may not disclose any communication made by the other student.

Employee Report	<p>Any College District employee who suspects or receives notice that a student or group of students has or may have experienced prohibited conduct, regardless of when or where the incident occurred, shall immediately notify the Title IX coordinator and shall take any other steps required by this policy. Additionally, the employee may report to the College President or designee.</p> <p>A report against the College President must also be made directly to the Board. If a report is made directly to the Board, the Board shall appoint an appropriate person to conduct an investigation.</p>
<i>Exceptions</i>	
Disclosure at Event	<p>A person who received the information solely from a disclosure at a sexual harassment, sexual assault, dating violence, or stalking public awareness event sponsored by a postsecondary educational institution or by a student organization affiliated with the institution is not required to report the prohibited conduct unless the person has the authority to institute corrective measures on behalf of the College District.</p>
Employee Subject to Confidentiality Rules	<p>Absent the student's consent, or unless required by law, a confidential employee shall only be required to disclose the type of incident reported and may not disclose information that would violate the student's expectation of privacy. If multiple confidential employees receive information about the same alleged incident, then only one report disclosing the type of incident must be submitted.</p>
Peace Officer	<p>A College District peace officer who received information regarding the incident from a student who chooses to complete a pseudonym form as described by law shall only be required to disclose the type of incident reported and may not disclose the student's name, phone number, address, or other information that may directly or indirectly reveal the student's identity.</p>
Prior Report	<p>A person who has either learned of an incident of prohibited conduct during the course of the College District's review or process, or has confirmed with the person or office overseeing the review or process that the incident has been previously reported, is not required to report the prohibited conduct.</p>
Anonymous Report	<p>A report may be made anonymously online. Many who choose this option are third-party reporters or just want to document the incident. Depending on the information provided, the College District's ability to respond may be limited.</p>
Amnesty	<p>The College District encourages the reporting of incidents that violate this policy and/or regulation. The use of alcohol or drugs shall not be a deterrent to reporting an incident. When conducting the investigation, the College District's primary focus shall be</p>

addressing the alleged misconduct and not on alcohol and drug violations that may be discovered or disclosed. The College District does not condone underage drinking; however, the College District shall extend limited amnesty from punitive sanctioning in the case of drug or alcohol use to the parties, witnesses, and others who report incidents, provided that they are acting in good faith in such capacity. The College District may provide referrals to counseling and may require educational options, rather than disciplinary sanctions, in such cases.

Title IX Coordinator

Reports of discrimination based on sex, including sexual harassment and gender-based harassment, may be directed to the Title IX coordinator or the deputy Title IX coordinators. The College District designates the following person to coordinate its efforts to comply with Title IX of the Education Amendments of 1972, as amended and related state and federal laws:

Title IX Coordinator: ~~Dr. Sarah David, Title IX Coordinator~~ [Teclesha Blanchard](#)

Address: 1200 Amburn Road, Texas City, TX 77591

Telephone: ~~(409) 933-8413~~ [\(409\) 933-8529](#)

Email: TitleIX@com.edu

Webpage: [Title IX/Sexual Misconduct webpage⁴www.com.edu/titleix](http://www.com.edu/titleix)

Responsible Employees

All employees, with the exception of confidential employees, are designated as responsible employees for purposes of compliance with Title IX.

Consolidate Reports

When the allegations underlying two or more reports arise out of the same facts or circumstances, the College District may consolidate the reports.

Advisor

Each party to the complaint may be assisted by an advisor of the party's choice who may participate in the proceedings in a manner consistent with College District procedures.

Conflict of Interest Prohibited

No person designated as the Title IX coordinator, a deputy Title IX coordinator, an investigator, a decision-maker, or a facilitator of an informal resolution process shall have a conflict of interest or bias.

Training

A person designated as the Title IX coordinator, a deputy Title IX coordinator, an investigator, a decision-maker, or a facilitator of an informal resolution process shall receive training as required by law and College District procedures.

Days	“Days” shall mean College District business days, unless otherwise noted. In calculating timelines under this policy, the day a document is filed is “day zero.” The following business day is “day one.”
Extension of Timelines	Timelines established by this policy and associated procedures may be subject to a limited extension if good cause, as defined in this policy and College District regulations, exists. The College District shall promptly provide written notice to the parties of an extension and the reason for the extension.
Investigation of the Report	The College District may request, but shall not require, a written report. If a report is made orally, the Title IX coordinator or designee shall reduce the report to written form.
Initial Assessment	<p>Upon receipt or notice of a report, the Title IX coordinator shall determine whether the allegations, if proven, would constitute prohibited conduct as defined by this policy. If so, the Title IX coordinator shall promptly offer supportive measures to the complainant. The Title IX coordinator shall assess any request not to investigate and immediately authorize or undertake an investigation and notify the parties to the complaint of the allegations and the formal and informal options for resolution of the complaint. If the complaint does not rise to the level of a policy violation, the appropriate parties shall be notified.</p> <p>If the Title IX coordinator determines that the allegations, if proven, would not constitute prohibited conduct as defined by this policy but may constitute a violation of other College District policies, the Title IX coordinator shall refer the complaint for consideration under the appropriate policy.</p>
<i>Request Not to Investigate</i>	<p>The complainant may request that the College District not investigate the allegations. If the complainant requests that the allegations not be investigated, in deciding whether to initiate the investigation, the College District must consider the factors described by law and any other factors the College District considers relevant.</p> <p>The College District shall promptly notify the complainant of the decision regarding whether it will conduct the investigation. If the College District decides not to investigate the allegations, the College District shall take reasonable steps to protect the health and safety of the College District community.</p>
Formal Complaint	To be considered a formal complaint under Title IX, the complainant or the Title IX coordinator must sign the written report.
Notice to Parties	The notice to the parties must describe the allegations and the formal and informal options for resolution of the complaint. The

FREEDOM FROM DISCRIMINATION, HARASSMENT, AND RETALIATION
SEX AND SEXUAL VIOLENCE

FFDA
(LOCAL)

notice must state that the respondent is presumed not responsible until a determination regarding responsibility is made. The notice must also include information regarding the option to select an advisor, the opportunity to inspect and review evidence, and the prohibition on knowingly making false statements or submitting false information during the investigation and any ensuing proceedings.

If the allegations are subsequently amended, the College District shall provide an updated notice reflecting the new allegations.

Informal Resolution The College District may offer to the parties a process for the informal resolution of a formal complaint as defined by law. If the parties voluntarily agree in writing to participate in informal resolution of the complaint, the Title IX coordinator shall determine within three days if informal resolution is appropriate for the complaint. If the Title IX coordinator determines that informal resolution is appropriate, then the Title IX coordinator or designee may facilitate that resolution within 10 days. If the Title IX coordinator does not determine informal resolution to be appropriate, then the complaint will be subject to the formal resolution process. This process is not available in situations where an employee is alleged to have sexually harassed a student.

Formal Resolution If the complaint is not subject to the informal resolution process, the Title IX coordinator shall authorize or undertake an investigation.

Supportive Measures If appropriate and regardless of whether a criminal or regulatory investigation regarding the alleged conduct is pending, the Title IX coordinator shall promptly provide supportive measures intended to address prohibited conduct, protect the safety of the parties and others, and protect the parties from retaliation prior to the completion of the investigation. Examples of possible supportive measures include academic accommodations, such as extensions of deadlines or other course-related adjustments and modifications of class schedules; housing and dining modifications; temporary removal from an education program or activity in accordance with law; counseling; health services; campus escort services; mutual restrictions on contact between the parties; and increased security and monitoring of certain areas of the campus.

College District Investigation The investigation may be conducted by the Title IX coordinator or designee or by a third party designated by the College District, such as an attorney.

The investigation may consist of personal interviews with the complainant, the respondent, and others with knowledge of the circumstances surrounding the allegations. The investigation may

also include analysis of other information or documents related to the allegations.

The parties shall be provided an equal opportunity to present witnesses and evidence and to inspect and review any directly related evidence obtained by the College District so that the parties may meaningfully respond during the investigation process. The parties expected to participate in an investigative interview or other meeting shall be provided written notice in enough time to prepare to participate.

At least 10 days prior to the completion of the investigation report, the College District must send each party and the party's advisor evidence subject to inspection and review. The parties may submit a written response for consideration by the investigator.

Criminal or
Regulatory
Investigation

If a law enforcement agency notifies the College District that a criminal investigation has been initiated, the College District may confer with the agency, as appropriate. The existence of a criminal investigation does not eliminate the College District's responsibility to conduct a prompt, thorough, and impartial investigation and shall not cause a material delay in the College District's duty to promptly investigate a complaint. Any delay under this provision shall constitute good cause for an extension of timelines established by this policy and associated procedures.

**Concluding the
Investigation**

Absent extenuating circumstances, a request by a law enforcement agency to delay its investigation may be granted to the extent it does not adversely impact the College District's duty to promptly and fairly conduct its own investigation and/or institute necessary interim measures to mitigate or prevent further harm.

The investigation shall be completed within a reasonable time, not to exceed 30 days from the date of the report.

The investigator shall prepare a written report of the investigation. The investigation report shall be filed with the Title IX coordinator within five days following the completion of the investigation.

Notification of the
Report

The Title IX coordinator shall provide the investigation report, within the extent permitted by the Family Educational Rights and Privacy Act (FERPA) or other law, to the parties promptly following receipt. Either party may appeal the outcome as described below.

**College District
Action**

The Title IX coordinator shall submit the investigation report and any response from the parties to the dean of students promptly after receipt of the parties' response but no later than the expiration of the parties' deadline to respond.

The dean of students or designee shall summon the parties for a hearing to be held within a reasonable time, not to exceed 10 days, following the receipt of the investigation report. The hearing shall be conducted in accordance with law and College District procedures.

After the hearing, the dean of students or designee shall determine, based on the results of the investigation, whether each individual allegation of misconduct occurred using a preponderance of the evidence standard and determine the appropriate disciplinary or corrective action. In making the determination, the dean of students or designee shall evaluate all relevant evidence objectively and shall not make credibility assessments based on a person's status as the complainant, the respondent, or a witness. The dean of students or designee shall create a written determination regarding responsibility in accordance with law and College District procedures within five days following the hearing and submit the determination to the parties simultaneously.

Disciplinary or
Corrective Action

If the dean of students or designee determines that prohibited conduct occurred, the College District shall promptly respond by taking appropriate disciplinary or corrective action including, but not limited to, reprimand, probation, suspension, and expulsion, reasonably calculated to address the conduct.

Examples of disciplinary or corrective action may include:

- Implementing the disciplinary measures described in FM for students or DH and DM series for employees;
- Providing a training program for those involved in the complaint;
- Providing a comprehensive education program for the College District community;
- Providing counseling for the victim and the party who engaged in prohibited conduct;
- Permitting the students involved to drop a course in which they both are enrolled without penalty;
- Conducting follow-up inquiries to determine if any new incidents or any instances of retaliation have occurred;
- Involving students in efforts to identify problems and improve the College District climate;
- Increasing staff monitoring of areas where prohibited conduct has occurred;

- Reaffirming the College District's policy against discrimination and harassment; and
- Taking other actions described in College District regulations.

Exception

The College District shall minimize attempts to require a complainant to resolve the problem directly with the person who engaged in the harassment; however, if both parties consent, and if the complaint does not allege sexual assault, informal resolution may be pursued. In no event may a student be required to resolve a complaint of sexual harassment by an employee directly with the employee.

Improper Conduct

If the dean of students or designee determines that improper conduct occurred that did not rise to the level of prohibited conduct, the College District may take disciplinary action in accordance with College District policy and procedures or other corrective action reasonably calculated to address the conduct.

Dismissal of Complaint

Mandatory Dismissal

An allegation presented as a formal complaint under Title IX is subject to the mandatory dismissal procedures under law.

Permissive Dismissal

Any complaint may be dismissed at any time on request of a complainant. The Title IX coordinator must first assess the request in accordance with this policy at Request Not to Investigate, above.

A complaint may also be dismissed if specific circumstances prevent the College District from gathering evidence sufficient to reach a determination as to the complaint or allegations.

Notice of Dismissal

Upon dismissal of a complaint, the Title IX coordinator or the dean of students or designee shall provide the parties written notice of the dismissal.

Confidentiality

To the greatest extent possible, consistent with law, the College District shall respect the privacy of the parties, a person who makes a report, and witnesses. Limited disclosures may be necessary to carry out the purposes of this policy and associated regulations and to comply with applicable law.

Retaliation

The College District prohibits retaliation against any person for the purpose of interfering with a right or privilege under this policy; the complainant; or a person who, in good faith, makes a report or complaint, serves as a witness, or otherwise participates or refuses to participate in an investigation, proceeding, or hearing under this policy. This prohibition does not apply to discipline of a person who perpetrated or assists in the perpetration of the prohibited conduct.

	<p>A person who is alleged to have experienced retaliation may pursue a claim under this policy or policy DIAA, as appropriate.</p>
<p>Examples</p>	<p>Examples of retaliation may include threats, rumor spreading, ostracism, assault, destruction of property, unjustified punishments, or unwarranted grade reductions. Unlawful retaliation does not include petty slights or annoyances.</p>
<p>Failure to Report and False Claims</p>	<p>An employee who fails to make a required report or a student or employee who intentionally makes a false claim, offers a false statement, or refuses to cooperate with a College District investigation regarding prohibited conduct shall be subject to appropriate disciplinary action.</p>
<p>Appeal</p>	
<p>Discipline or Corrective Action</p>	
<p><i>Students</i></p>	
<p>Suspension</p>	<p>If the dean of students or designee determines that a student committed prohibited conduct that warrants a suspension, the official shall forward the determination and all evidence collected during the investigation and hearing to the College President. A conference with the College President shall be scheduled within 10 days of the notice of determination.</p>
<p>Expulsion</p>	<p>If the dean of students or designee determines that the student committed prohibited conduct that warrants expulsion, the official shall forward the determination and all evidence collected during the investigation and hearing to the College President to schedule an expulsion hearing before the Board.</p>
<p>Other Action</p>	<p>If the dean of students or designee determines that the student committed prohibited conduct that warrants other discipline or corrective action, the dean of students or designee shall inform the student that the student may appeal the determination to the College President within 10 days.</p>
<p><i>Employee</i></p>	
<p>Suspension Without Pay or Termination of Contract Employees</p>	<p>If the dean of students or designee determines that a contract employee committed prohibited conduct that warrants suspension without pay or termination mid-contract, the dean of students or designee shall inform the employee in writing of the determination, and a Board hearing shall be scheduled in accordance with DMAA.</p>
<p>Other Action</p>	<p>If the dean of students or designee determines that the employee committed prohibited conduct that warrants other discipline or corrective action, the dean of students or designee shall inform the employee that the employee may appeal the determination within 10 days in accordance with DGBA.</p>
<p>Other Appeals</p>	<p>All other appeals related to this policy may be submitted through the applicable grievance policy beginning at the appropriate level. [See DGBA(LOCAL) for employees, FLD(LOCAL) for students, and GB(LOCAL) for community members]</p>

FREEDOM FROM DISCRIMINATION, HARASSMENT, AND RETALIATION
SEX AND SEXUAL VIOLENCE

FFDA
(LOCAL)

Complaints Filed
with OCR

A party shall be informed of the party's right to file a complaint with the U.S. Department of Education Office for Civil Rights (OCR).

Records Retention

Retention of records shall be in accordance with the College District's records retention procedures. [See CIA]

**Access to Policy,
Procedures, and
Related Materials**

Information regarding this policy and any accompanying procedures, as well as relevant educational and resource materials concerning the topics discussed in this policy, shall be distributed to applicants for admission and employment, College District employees, students, and parents or guardians of dual credit students in compliance with law and in a manner calculated to provide easy access and wide distribution, such as through electronic distribution and inclusion in the employee and student handbooks and other major College District publications. Information regarding the policy, procedures, and related materials and any materials used to train a person designated as the Title IX coordinator, a deputy Title IX coordinator, an investigator, a decision-maker, or a facilitator shall also be prominently published on the College District's website on a dedicated page accessible through a clear link on the homepage, taking into account applicable legal requirements. Copies of the policy and procedures shall be readily available at the College District's administrative offices and shall be distributed to a student who makes a report.

¹ Title IX/Sexual Misconduct webpage: <https://www.com.edu/titleix>

Note: This policy addresses complaints of sex and gender discrimination, sexual harassment, sexual assault, dating violence, domestic violence, stalking, and retaliation targeting students. For additional legally referenced material relating to discrimination, harassment, and retaliation, see FA(LEGAL) and FAA(LEGAL). For sex discrimination, sexual harassment, sexual assault, dating violence, domestic violence, stalking, and retaliation targeting employees, see DIAA.

**Statement of
Nondiscrimination**

The College District prohibits discrimination, including harassment, against any individual on the basis of race, color, religion, national origin, age, veteran status, disability, sex, sexual orientation, gender, including gender identity and gender expression, or any other basis prohibited by law. Retaliation against anyone involved in the complaint process is a violation of College District policy.

Definitions

Discrimination against a student is defined as conduct directed at a student on the basis of sex that adversely affects the student.

Sex or Gender
Discrimination

Sexual Harassment

Sex discrimination includes all forms of sexual and gender-based misconduct. Sex discrimination violates an individual's fundamental rights and personal dignity. The College District is committed to the principle that the working environment of its employees and the educational environment for students should be free from inappropriate conduct of a sexual or gender-based nature by employees, students, or third parties. Sexual and gender-based misconduct is unprofessional and shall not be tolerated and is expressly prohibited. Individuals who engage in such conduct shall be subject to disciplinary action up to and including separation from the College District.

By an Employee

Sexual harassment of a student by a College District employee includes unwelcome sexual advances; requests for sexual favors; sexually motivated physical, verbal, or nonverbal conduct; or other conduct or communication of a sexual nature when:

1. A College District employee causes the student to believe that the student must submit to the conduct to participate in a college program or activity, or that the employee will make an educational decision based on whether or not the student submits to the conduct (i.e., quid pro quo sexual harassment); or
2. The conduct is so severe, persistent, or pervasive that it limits or denies the student's ability to participate in or benefit from

the College District's educational program or activities (i.e., hostile environment).

<i>By Another Student or Others</i>	Sexual harassment of a student, including harassment committed by another student, includes unwelcome sexual advances; requests for sexual favors; or sexually motivated physical, verbal, or nonverbal conduct when the conduct is so severe, persistent, or pervasive that it limits or denies a student's ability to participate in or benefit from the College District's educational program or activities.
<i>Sexual Violence</i>	Sexual violence is a form of sexual harassment. Sexual violence includes physical sexual acts perpetrated against a person's will or where a person is incapable of giving consent due to the victim's use of drugs or alcohol or due to an intellectual or other disability.
<i>Dating Violence</i>	"Dating violence" means violence committed by a person who is or has been in a social relationship of a romantic or intimate nature with the victim. The existence of such a relationship shall be determined based on the reporting party's statement and with consideration of the length of the relationship, the type of relationship, and the frequency of interaction between the persons involved in the relationship.
<i>Domestic Violence</i>	"Domestic violence" means violence committed by: <ul style="list-style-type: none">• A current or former spouse or intimate partner of the victim;• A person with whom the victim shares a child in common;• A person who is cohabitating with, or has cohabitated with, the victim as a spouse or intimate partner;• Any other member of the victim's family as defined by state law;• Any other current or former member of the victim's household as defined by state law;• A person in a dating relationship with the victim as defined by state law; or• Any other person who acts against the victim in violation of the family violence laws of this state or the jurisdiction where the conduct occurs.
<i>Stalking</i>	"Stalking" means engaging in a course of conduct directed at a specific person that would cause a reasonable person to fear for the person's safety or the safety of others or suffer substantial emotional distress.

For the purposes of this definition:

1. "Course of conduct" means two or more acts, including, but not limited to, acts in which the stalker directly, indirectly, or through third parties, by any action, method, device, or means, follows, monitors, observes, surveils, threatens, or communicates to or about a person, or interferes with a person's property.
2. "Reasonable person" means a reasonable person under similar circumstances and with similar identities to the victim.

Examples

Examples of sexual harassment of a student may include sexual advances; touching intimate body parts or coercing physical contact that is sexual in nature; jokes or conversations of a sexual nature; rape; sexual assault as defined by law; sexual battery; sexual coercion; and other sexually motivated conduct, communications, or contact.

Examples may also include forms of dating violence, domestic violence, or stalking, such as physical or sexual assaults; name-calling; put-downs; or threats directed at the student, the student's family members, or members of the student's household; destroying the student's property; threatening to commit suicide or homicide if the student ends the relationship; tracking the student; attempting to isolate the student from friends and family; threatening a student's spouse or partner; or encouraging others to engage in these behaviors.

Gender-Based
Harassment

Gender-based harassment includes physical, verbal, or nonverbal conduct based on the student's gender, the student's expression of characteristics perceived as stereotypical for the student's gender, or the student's failure to conform to stereotypical notions of masculinity or femininity. For purposes of this policy, gender-based harassment is considered prohibited harassment if the conduct is so severe, persistent, or pervasive that the conduct limits or denies a student's ability to participate in or benefit from the College District's educational program.

Acts of gender-based harassment may also be considered sex discrimination or sexual harassment.

Examples

Examples of gender-based harassment directed against a student, regardless of the student's or the harasser's actual or perceived sexual orientation or gender identity, may include offensive jokes, name-calling, slurs, or rumors; physical aggression or assault; threatening or intimidating conduct; or other kinds of aggressive conduct such as theft or damage to property.

FREEDOM FROM DISCRIMINATION, HARASSMENT, AND RETALIATION
SEX AND SEXUAL VIOLENCE

FFDA
(LOCAL)

Prohibited Conduct	In this policy, the term “prohibited conduct” includes discrimination, harassment, dating violence, domestic violence, stalking, and retaliation as described by this policy, even if the behavior does not rise to the level of unlawful conduct.
Complainant	In this policy, the term “complainant” refers to an applicant for admission or a student who is alleged to have experienced prohibited conduct. The term also includes a former student who is alleged to have experienced prohibited conduct while participating, or attempting to participate, in the College District’s educational program or activity.
Respondent	In this policy, the term “respondent” refers to a person who is alleged to have committed prohibited conduct.
Confidential Employee	A “confidential employee” is a person who holds a professional license requiring confidentiality, such as a counselor or medical provider, who is supervised by such a person, or a person who is a nonprofessional counselor or advocate designated in administrative procedures as a confidential source.
Reporting Procedures	A victim of prohibited conduct has the right to report the incident to the College District and to receive a prompt and equitable resolution of the report.
Student Report	<p>Any student who believes that the student has experienced prohibited conduct or believes that another student has experienced prohibited conduct should immediately report the alleged acts to the Title IX coordinator, the College President, or another employee, or submit the report electronically through the College District’s website. A report against the College President may be made directly to the Board. If a report is made directly to the Board, the Board shall appoint an appropriate person to conduct an investigation. A student shall not be required to report prohibited conduct to the person alleged to have committed the conduct.</p> <p>A victim of a crime has the right to choose whether to report the crime to law enforcement, to be assisted by the College District in reporting the crime to law enforcement, or to decline to report the crime to law enforcement.</p> <p>It is important that a victim of prohibited conduct go to a hospital for treatment and preservation of evidence, if applicable, as soon as practicable after the incident.</p>
<i>Exception</i>	Absent consent or unless required by law, a student designated in administrative regulations as a student advocate to whom another student may speak confidentially concerning prohibited conduct may not disclose any communication made by the other student.

FREEDOM FROM DISCRIMINATION, HARASSMENT, AND RETALIATION
SEX AND SEXUAL VIOLENCE

FFDA
(LOCAL)

Employee Report	<p>Any College District employee who suspects or receives notice that a student or group of students has or may have experienced prohibited conduct, regardless of when or where the incident occurred, shall immediately notify the Title IX coordinator and shall take any other steps required by this policy. Additionally, the employee may report to the College President or designee.</p> <p>A report against the College President must also be made directly to the Board. If a report is made directly to the Board, the Board shall appoint an appropriate person to conduct an investigation.</p>
<i>Exceptions</i>	
Disclosure at Event	<p>A person who received the information solely from a disclosure at a sexual harassment, sexual assault, dating violence, or stalking public awareness event sponsored by a postsecondary educational institution or by a student organization affiliated with the institution is not required to report the prohibited conduct unless the person has the authority to institute corrective measures on behalf of the College District.</p>
Employee Subject to Confidentiality Rules	<p>Absent the student's consent, or unless required by law, a confidential employee shall only be required to disclose the type of incident reported and may not disclose information that would violate the student's expectation of privacy. If multiple confidential employees receive information about the same alleged incident, then only one report disclosing the type of incident must be submitted.</p>
Peace Officer	<p>A College District peace officer who received information regarding the incident from a student who chooses to complete a pseudonym form as described by law shall only be required to disclose the type of incident reported and may not disclose the student's name, phone number, address, or other information that may directly or indirectly reveal the student's identity.</p>
Prior Report	<p>A person who has either learned of an incident of prohibited conduct during the course of the College District's review or process, or has confirmed with the person or office overseeing the review or process that the incident has been previously reported, is not required to report the prohibited conduct.</p>
Anonymous Report	<p>A report may be made anonymously online. Many who choose this option are third-party reporters or just want to document the incident. Depending on the information provided, the College District's ability to respond may be limited.</p>
Amnesty	<p>The College District encourages the reporting of incidents that violate this policy and/or regulation. The use of alcohol or drugs shall not be a deterrent to reporting an incident. When conducting the investigation, the College District's primary focus shall be</p>

addressing the alleged misconduct and not on alcohol and drug violations that may be discovered or disclosed. The College District does not condone underage drinking; however, the College District shall extend limited amnesty from punitive sanctioning in the case of drug or alcohol use to the parties, witnesses, and others who report incidents, provided that they are acting in good faith in such capacity. The College District may provide referrals to counseling and may require educational options, rather than disciplinary sanctions, in such cases.

Title IX Coordinator Reports of discrimination based on sex, including sexual harassment and gender-based harassment, may be directed to the Title IX coordinator or the deputy Title IX coordinators. The College District designates the following person to coordinate its efforts to comply with Title IX of the Education Amendments of 1972, as amended and related state and federal laws:

Title IX Coordinator: Teclesha Blanchard

Address: 1200 Amburn Road, Texas City, TX 77591

Telephone: (409) 933-8529

Email: TitleIX@com.edu

Webpage: www.com.edu/titleix

Responsible Employees All employees, with the exception of confidential employees, are designated as responsible employees for purposes of compliance with Title IX.

Consolidate Reports When the allegations underlying two or more reports arise out of the same facts or circumstances, the College District may consolidate the reports.

Advisor Each party to the complaint may be assisted by an advisor of the party's choice who may participate in the proceedings in a manner consistent with College District procedures.

Conflict of Interest Prohibited No person designated as the Title IX coordinator, a deputy Title IX coordinator, an investigator, a decision-maker, or a facilitator of an informal resolution process shall have a conflict of interest or bias.

Training A person designated as the Title IX coordinator, a deputy Title IX coordinator, an investigator, a decision-maker, or a facilitator of an informal resolution process shall receive training as required by law and College District procedures.

Days "Days" shall mean College District business days, unless otherwise noted. In calculating timelines under this policy, the day a

document is filed is “day zero.” The following business day is “day one.”

**Extension of
Timelines**

Timelines established by this policy and associated procedures may be subject to a limited extension if good cause, as defined in this policy and College District regulations, exists. The College District shall promptly provide written notice to the parties of an extension and the reason for the extension.

**Investigation of the
Report**

The College District may request, but shall not require, a written report. If a report is made orally, the Title IX coordinator or designee shall reduce the report to written form.

Initial Assessment

Upon receipt or notice of a report, the Title IX coordinator shall determine whether the allegations, if proven, would constitute prohibited conduct as defined by this policy. If so, the Title IX coordinator shall promptly offer supportive measures to the complainant. The Title IX coordinator shall assess any request not to investigate and immediately authorize or undertake an investigation and notify the parties to the complaint of the allegations and the formal and informal options for resolution of the complaint. If the complaint does not rise to the level of a policy violation, the appropriate parties shall be notified.

If the Title IX coordinator determines that the allegations, if proven, would not constitute prohibited conduct as defined by this policy but may constitute a violation of other College District policies, the Title IX coordinator shall refer the complaint for consideration under the appropriate policy.

*Request Not to
Investigate*

The complainant may request that the College District not investigate the allegations. If the complainant requests that the allegations not be investigated, in deciding whether to initiate the investigation, the College District must consider the factors described by law and any other factors the College District considers relevant.

The College District shall promptly notify the complainant of the decision regarding whether it will conduct the investigation. If the College District decides not to investigate the allegations, the College District shall take reasonable steps to protect the health and safety of the College District community.

Formal Complaint

To be considered a formal complaint under Title IX, the complainant or the Title IX coordinator must sign the written report.

Notice to Parties

The notice to the parties must describe the allegations and the formal and informal options for resolution of the complaint. The notice must state that the respondent is presumed not responsible until a determination regarding responsibility is made. The notice

must also include information regarding the option to select an advisor, the opportunity to inspect and review evidence, and the prohibition on knowingly making false statements or submitting false information during the investigation and any ensuing proceedings.

If the allegations are subsequently amended, the College District shall provide an updated notice reflecting the new allegations.

Informal Resolution	The College District may offer to the parties a process for the informal resolution of a formal complaint as defined by law. If the parties voluntarily agree in writing to participate in informal resolution of the complaint, the Title IX coordinator shall determine within three days if informal resolution is appropriate for the complaint. If the Title IX coordinator determines that informal resolution is appropriate, then the Title IX coordinator or designee may facilitate that resolution within 10 days. If the Title IX coordinator does not determine informal resolution to be appropriate, then the complaint will be subject to the formal resolution process. This process is not available in situations where an employee is alleged to have sexually harassed a student.
Formal Resolution	If the complaint is not subject to the informal resolution process, the Title IX coordinator shall authorize or undertake an investigation.
Supportive Measures	If appropriate and regardless of whether a criminal or regulatory investigation regarding the alleged conduct is pending, the Title IX coordinator shall promptly provide supportive measures intended to address prohibited conduct, protect the safety of the parties and others, and protect the parties from retaliation prior to the completion of the investigation. Examples of possible supportive measures include academic accommodations, such as extensions of deadlines or other course-related adjustments and modifications of class schedules; housing and dining modifications; temporary removal from an education program or activity in accordance with law; counseling; health services; campus escort services; mutual restrictions on contact between the parties; and increased security and monitoring of certain areas of the campus.
College District Investigation	<p>The investigation may be conducted by the Title IX coordinator or designee or by a third party designated by the College District, such as an attorney.</p> <p>The investigation may consist of personal interviews with the complainant, the respondent, and others with knowledge of the circumstances surrounding the allegations. The investigation may also include analysis of other information or documents related to the allegations.</p>

The parties shall be provided an equal opportunity to present witnesses and evidence and to inspect and review any directly related evidence obtained by the College District so that the parties may meaningfully respond during the investigation process. The parties expected to participate in an investigative interview or other meeting shall be provided written notice in enough time to prepare to participate.

At least 10 days prior to the completion of the investigation report, the College District must send each party and the party's advisor evidence subject to inspection and review. The parties may submit a written response for consideration by the investigator.

Criminal or
Regulatory
Investigation

If a law enforcement agency notifies the College District that a criminal investigation has been initiated, the College District may confer with the agency, as appropriate. The existence of a criminal investigation does not eliminate the College District's responsibility to conduct a prompt, thorough, and impartial investigation and shall not cause a material delay in the College District's duty to promptly investigate a complaint. Any delay under this provision shall constitute good cause for an extension of timelines established by this policy and associated procedures.

**Concluding the
Investigation**

Absent extenuating circumstances, a request by a law enforcement agency to delay its investigation may be granted to the extent it does not adversely impact the College District's duty to promptly and fairly conduct its own investigation and/or institute necessary interim measures to mitigate or prevent further harm.

The investigation shall be completed within a reasonable time, not to exceed 30 days from the date of the report.

The investigator shall prepare a written report of the investigation. The investigation report shall be filed with the Title IX coordinator within five days following the completion of the investigation.

Notification of the
Report

The Title IX coordinator shall provide the investigation report, within the extent permitted by the Family Educational Rights and Privacy Act (FERPA) or other law, to the parties promptly following receipt. Either party may appeal the outcome as described below.

**College District
Action**

The Title IX coordinator shall submit the investigation report and any response from the parties to the dean of students promptly after receipt of the parties' response but no later than the expiration of the parties' deadline to respond.

The dean of students or designee shall summon the parties for a hearing to be held within a reasonable time, not to exceed 10 days, following the receipt of the investigation report. The hearing shall

be conducted in accordance with law and College District procedures.

After the hearing, the dean of students or designee shall determine, based on the results of the investigation, whether each individual allegation of misconduct occurred using a preponderance of the evidence standard and determine the appropriate disciplinary or corrective action. In making the determination, the dean of students or designee shall evaluate all relevant evidence objectively and shall not make credibility assessments based on a person's status as the complainant, the respondent, or a witness. The dean of students or designee shall create a written determination regarding responsibility in accordance with law and College District procedures within five days following the hearing and submit the determination to the parties simultaneously.

Disciplinary or
Corrective Action

If the dean of students or designee determines that prohibited conduct occurred, the College District shall promptly respond by taking appropriate disciplinary or corrective action including, but not limited to, reprimand, probation, suspension, and expulsion, reasonably calculated to address the conduct.

Examples of disciplinary or corrective action may include:

- Implementing the disciplinary measures described in FM for students or DH and DM series for employees;
- Providing a training program for those involved in the complaint;
- Providing a comprehensive education program for the College District community;
- Providing counseling for the victim and the party who engaged in prohibited conduct;
- Permitting the students involved to drop a course in which they both are enrolled without penalty;
- Conducting follow-up inquiries to determine if any new incidents or any instances of retaliation have occurred;
- Involving students in efforts to identify problems and improve the College District climate;
- Increasing staff monitoring of areas where prohibited conduct has occurred;
- Reaffirming the College District's policy against discrimination and harassment; and

- Taking other actions described in College District regulations.

Exception

The College District shall minimize attempts to require a complainant to resolve the problem directly with the person who engaged in the harassment; however, if both parties consent, and if the complaint does not allege sexual assault, informal resolution may be pursued. In no event may a student be required to resolve a complaint of sexual harassment by an employee directly with the employee.

Improper Conduct

If the dean of students or designee determines that improper conduct occurred that did not rise to the level of prohibited conduct, the College District may take disciplinary action in accordance with College District policy and procedures or other corrective action reasonably calculated to address the conduct.

Dismissal of Complaint

Mandatory Dismissal

An allegation presented as a formal complaint under Title IX is subject to the mandatory dismissal procedures under law.

Permissive Dismissal

Any complaint may be dismissed at any time on request of a complainant. The Title IX coordinator must first assess the request in accordance with this policy at Request Not to Investigate, above.

A complaint may also be dismissed if specific circumstances prevent the College District from gathering evidence sufficient to reach a determination as to the complaint or allegations.

Notice of Dismissal

Upon dismissal of a complaint, the Title IX coordinator or the dean of students or designee shall provide the parties written notice of the dismissal.

Confidentiality

To the greatest extent possible, consistent with law, the College District shall respect the privacy of the parties, a person who makes a report, and witnesses. Limited disclosures may be necessary to carry out the purposes of this policy and associated regulations and to comply with applicable law.

Retaliation

The College District prohibits retaliation against any person for the purpose of interfering with a right or privilege under this policy; the complainant; or a person who, in good faith, makes a report or complaint, serves as a witness, or otherwise participates or refuses to participate in an investigation, proceeding, or hearing under this policy. This prohibition does not apply to discipline of a person who perpetrated or assists in the perpetration of the prohibited conduct.

A person who is alleged to have experienced retaliation may pursue a claim under this policy or policy DIAA, as appropriate.

Examples Examples of retaliation may include threats, rumor spreading, ostracism, assault, destruction of property, unjustified punishments, or unwarranted grade reductions. Unlawful retaliation does not include petty slights or annoyances.

Failure to Report and False Claims An employee who fails to make a required report or a student or employee who intentionally makes a false claim, offers a false statement, or refuses to cooperate with a College District investigation regarding prohibited conduct shall be subject to appropriate disciplinary action.

Appeal
Discipline or Corrective Action
Students
Suspension If the dean of students or designee determines that a student committed prohibited conduct that warrants a suspension, the official shall forward the determination and all evidence collected during the investigation and hearing to the College President. A conference with the College President shall be scheduled within 10 days of the notice of determination.

Expulsion If the dean of students or designee determines that the student committed prohibited conduct that warrants expulsion, the official shall forward the determination and all evidence collected during the investigation and hearing to the College President to schedule an expulsion hearing before the Board.

Other Action If the dean of students or designee determines that the student committed prohibited conduct that warrants other discipline or corrective action, the dean of students or designee shall inform the student that the student may appeal the determination to the College President within 10 days.

Employee
Suspension Without Pay or Termination of Contract Employees If the dean of students or designee determines that a contract employee committed prohibited conduct that warrants suspension without pay or termination mid-contract, the dean of students or designee shall inform the employee in writing of the determination, and a Board hearing shall be scheduled in accordance with DMAA.

Other Action If the dean of students or designee determines that the employee committed prohibited conduct that warrants other discipline or corrective action, the dean of students or designee shall inform the employee that the employee may appeal the determination within 10 days in accordance with DGBA.

Other Appeals All other appeals related to this policy may be submitted through the applicable grievance policy beginning at the appropriate level. [See DGBA(LOCAL) for employees, FLD(LOCAL) for students, and GB(LOCAL) for community members]

FREEDOM FROM DISCRIMINATION, HARASSMENT, AND RETALIATION
SEX AND SEXUAL VIOLENCE

FFDA
(LOCAL)

Complaints Filed with OCR	A party shall be informed of the party's right to file a complaint with the U.S. Department of Education Office for Civil Rights (OCR).
Records Retention	Retention of records shall be in accordance with the College District's records retention procedures. [See CIA]
Access to Policy, Procedures, and Related Materials	Information regarding this policy and any accompanying procedures, as well as relevant educational and resource materials concerning the topics discussed in this policy, shall be distributed to applicants for admission and employment, College District employees, students, and parents or guardians of dual credit students in compliance with law and in a manner calculated to provide easy access and wide distribution, such as through electronic distribution and inclusion in the employee and student handbooks and other major College District publications. Information regarding the policy, procedures, and related materials and any materials used to train a person designated as the Title IX coordinator, a deputy Title IX coordinator, an investigator, a decision-maker, or a facilitator shall also be prominently published on the College District's website on a dedicated page accessible through a clear link on the homepage, taking into account applicable legal requirements. Copies of the policy and procedures shall be readily available at the College District's administrative offices and shall be distributed to a student who makes a report.

Note: This policy addresses complaints of discrimination, harassment, and retaliation based on race, color, religion, national origin, age, veteran status, or disability targeting students. For legally referenced material relating to this subject matter, see FA(LEGAL). For discrimination, harassment, and retaliation targeting employees based on race, color, national origin, religion, age, or disability, see DIAB.

**Statement of
Nondiscrimination**

The College District prohibits discrimination, including harassment, against any individual on the basis of race, color, religion, national origin, age, veteran status, disability, sex, sexual orientation, gender (including gender identity and gender expression), or any other basis prohibited by law. Retaliation against anyone involved in the complaint process is a violation of College District policy.

Discrimination

Discrimination against a student is defined as conduct directed at a student on the basis of race, color, religion, national origin, age, veteran status, disability, or on any other basis prohibited by law, that adversely affects the student.

**Prohibited
Harassment**

Prohibited harassment of a student is defined as physical, verbal, or nonverbal conduct based on the student's race, color, religion, national origin, age, veteran status, disability, or any other basis prohibited by law that is so severe, persistent, or pervasive that the conduct limits or denies a student's ability to participate in or benefit from the College District's educational program.

Examples

Examples of prohibited harassment may include offensive or derogatory language directed at another person's religious beliefs or practices, accent, skin color, or need for accommodation; threatening, intimidating, or humiliating conduct; offensive jokes, name-calling, slurs, or rumors; physical aggression or assault; display of graffiti or printed material promoting racial, ethnic, or other negative stereotypes; or other kinds of aggressive conduct such as theft or damage to property.

Retaliation

The College District prohibits retaliation by a student or College District employee against a student alleged to have experienced discrimination or harassment or another student who, in good faith, makes a report of harassment or discrimination, serves as a witness, or otherwise participates in an investigation.

Examples

Examples of retaliation may include threats, rumor spreading, ostracism, assault, destruction of property, unjustified punishments, or unwarranted grade reductions. Unlawful retaliation does not include petty slights or annoyances.

Prohibited Conduct	In this policy, the term “prohibited conduct” includes discrimination, harassment, and retaliation as defined by this policy, even if the behavior does not rise to the level of unlawful conduct.
Reporting Procedures	Any student who believes that he or she has experienced prohibited conduct or believes that another student has experienced prohibited conduct should immediately report the alleged acts to a responsible employee.
Student Report	
Employee Report	Any College District employee who suspects and any responsible employee who receives notice that a student or group of students has or may have experienced prohibited conduct shall immediately notify the appropriate College District official listed in this policy and shall take any other steps required by this policy.
<i>Exceptions</i>	<p>A person who holds a professional license requiring confidentiality, such as a counselor, or who is supervised by such a person shall not be required to disclose a report of prohibited conduct without the student’s consent.</p> <p>A person who is a nonprofessional counselor or advocate designated in administrative procedures as a confidential source shall not be required to disclose information regarding an incident of prohibited conduct that constitutes personally identifiable information about a student or other information that would indicate the student’s identity without the student’s consent.</p>
Responsible Employee	<p>For purposes of this policy, a “responsible employee” is an employee:</p> <ol style="list-style-type: none">1. Who has the authority to remedy prohibited conduct.2. Who has been given the duty of reporting incidents of prohibited conduct.3. Whom a student reasonably believes has the authority to remedy prohibited conduct or has been given the duty of reporting incidents of prohibited conduct. <p>The College District designates the following persons as responsible employees: any instructor, any administrator, or any College District official defined below.</p>
Alternative Reporting	Reports of prohibited conduct under this policy against the College District official designated below may be directed to the College President.
Timely Reporting	Reports of prohibited conduct shall be made as soon as possible after the alleged act or knowledge of the alleged act. A failure to immediately report may impair the College District’s ability to investigate and address the prohibited conduct.

Definition of College District Official

For the purposes of this policy, the College District official is the ~~director of diversity and equity~~Director, Equal Opportunity and Title IX.

Reports of discrimination under this policy shall be directed to the ~~director of diversity and equity~~Director, Equal Opportunity and Title IX

Position: ~~Director of Diversity and Equity~~Director, Equal Opportunity and Title IX

Address: 1200 Amburn Road, Texas City, TX 77591

Telephone ~~(409) 933-8413~~(409) 933-8529
:

Email: ~~diversityandequity@com.edu~~EqualOpportunity@com.edu
u

Investigation of the Report

The College District may request, but shall not require, a written report. If a report is made orally, the College District official shall reduce the report to written form.

Initial Assessment

Upon receipt or notice of a report, the College District official shall determine whether the allegations, if proven, would constitute prohibited conduct as defined by this policy. If so, the College District official shall immediately authorize or undertake an investigation and notify the parties to the complaint of the allegations and the formal and informal options for resolution of the complaint. If the complaint does not rise to the level of a policy violation, the appropriate parties shall be notified.

If the College District official determines that the allegations, if proven, would not constitute prohibited conduct as defined by this policy but may constitute a violation of other College District policies, the College District official shall refer the complaint for consideration under the appropriate policy.

Informal Resolution

If the parties voluntarily agree to participate in informal resolution of the complaint, the College District official shall determine if informal resolution is appropriate for the complaint. If the official determines that informal resolution is appropriate, then the official may facilitate that resolution. If the official does not determine informal resolution to be appropriate, then the complaint will be subject to the formal resolution process.

Formal Resolution

If any of the parties decline to participate in informal resolution of the complaint or the College District official finds informal resolution

FREEDOM FROM DISCRIMINATION, HARASSMENT, AND RETALIATION
OTHER PROTECTED CHARACTERISTICS

FFDB
(LOCAL)

	<p>of the complaint to be inappropriate, the College District official shall authorize or undertake an investigation.</p>
<p>Interim Action</p>	<p>If appropriate and regardless of whether a criminal or regulatory investigation regarding the alleged conduct is pending, the College District shall promptly take interim action calculated to address prohibited conduct prior to the completion of the College District's investigation.</p>
<p>College District Investigation</p>	<p>The investigation may be conducted by the College District official or a designee or by a third party designated by the College District, such as an attorney. The investigator shall have received appropriate training regarding the issues related to the complaint and the relevant College District's policy and procedures.</p> <p>The investigation may consist of personal interviews with the person making the report, the person against whom the report is filed, and others with knowledge of the circumstances surrounding the allegations. The investigation may also include analysis of other information or documents related to the allegations.</p>
<p>Concluding the Investigation</p>	<p>The investigator shall prepare a written report of the investigation. The report shall be filed with the College District official overseeing the investigation.</p>
<p>Notification of the Outcome</p>	<p>The College District shall provide written notice of the outcome, within the extent permitted by the Family Educational Rights and Privacy Act (FERPA) or other law, to the parties. Either party may appeal the outcome as described below.</p>
<p>College District Action</p>	<p>The College District shall determine, based on the results of the investigation, whether each individual allegation of misconduct occurred, using a preponderance of the evidence standard. If the results of an investigation indicate that prohibited conduct occurred, the College District shall promptly respond by taking appropriate disciplinary or corrective action including, but not limited to, reprimand, probation, suspension, or expulsion, reasonably calculated to address the conduct, in accordance with College District policy. [See FM and FMA]</p>
<p>Prohibited Conduct</p>	
<p><i>Corrective Action</i></p>	<p>Examples of corrective action may include:</p> <ul style="list-style-type: none">• Providing a training program for those involved in the complaint;• Providing a comprehensive education program for the College District community;• Providing counseling for the complainant and the student who engaged in prohibited conduct;

FREEDOM FROM DISCRIMINATION, HARASSMENT, AND RETALIATION
OTHER PROTECTED CHARACTERISTICS

FFDB
(LOCAL)

- Permitting the students involved to drop a course in which they both are enrolled without penalty;
- Conducting follow-up inquiries to determine if any new incidents or any instances of retaliation have occurred;
- Involving students in efforts to identify problems and improve the College District climate;
- Increasing staff monitoring of areas where prohibited conduct has occurred; and
- Reaffirming the College District's policy against discrimination and harassment.

Improper Conduct

If the investigation reveals improper conduct that did not rise to the level of prohibited conduct, the College District may take disciplinary action in accordance with College District policy and procedures or other corrective action reasonably calculated to address the conduct.

Confidentiality

To the greatest extent possible, the College District shall respect the privacy of the complainant, persons against whom a report is filed, and witnesses. Limited disclosures may be necessary in order to conduct a thorough investigation and comply with applicable law.

Appeal

A party who is dissatisfied with the outcome of the investigation may appeal in writing through the applicable grievance policy beginning at the appropriate level. [See DGBA(LOCAL) for employees, FLD(LOCAL) for students, and GB(LOCAL) for community members] A party shall be informed of his or her right to file a complaint with the U.S. Department of Education Office for Civil Rights.

Records Retention

Retention of records shall be in accordance with the College District's records retention procedures. [See CIA]

Access to Policy, Procedures, and Related Materials

Information regarding this policy and any accompanying procedures, as well as relevant educational and resource materials concerning the topics discussed in this policy, shall be distributed to College District employees and students in compliance with law and in a manner calculated to provide easy access and wide distribution, such as through electronic distribution and inclusion in the employee and student handbooks and other major College District publications. Information regarding the policy, procedures, and related materials shall also be prominently published on the College District's website, taking into account applicable legal requirements. Copies of the policy and procedures shall be readily

available at the College District's administrative offices and shall be distributed to a student who makes a report.

Note: This policy addresses complaints of discrimination, harassment, and retaliation based on race, color, religion, national origin, age, veteran status, or disability targeting students. For legally referenced material relating to this subject matter, see FA(LEGAL). For discrimination, harassment, and retaliation targeting employees based on race, color, national origin, religion, age, or disability, see DIAB.

**Statement of
Nondiscrimination**

The College District prohibits discrimination, including harassment, against any individual on the basis of race, color, religion, national origin, age, veteran status, disability, sex, sexual orientation, gender (including gender identity and gender expression), or any other basis prohibited by law. Retaliation against anyone involved in the complaint process is a violation of College District policy.

Discrimination

Discrimination against a student is defined as conduct directed at a student on the basis of race, color, religion, national origin, age, veteran status, disability, or on any other basis prohibited by law, that adversely affects the student.

**Prohibited
Harassment**

Prohibited harassment of a student is defined as physical, verbal, or nonverbal conduct based on the student's race, color, religion, national origin, age, veteran status, disability, or any other basis prohibited by law that is so severe, persistent, or pervasive that the conduct limits or denies a student's ability to participate in or benefit from the College District's educational program.

Examples

Examples of prohibited harassment may include offensive or derogatory language directed at another person's religious beliefs or practices, accent, skin color, or need for accommodation; threatening, intimidating, or humiliating conduct; offensive jokes, name-calling, slurs, or rumors; physical aggression or assault; display of graffiti or printed material promoting racial, ethnic, or other negative stereotypes; or other kinds of aggressive conduct such as theft or damage to property.

Retaliation

The College District prohibits retaliation by a student or College District employee against a student alleged to have experienced discrimination or harassment or another student who, in good faith, makes a report of harassment or discrimination, serves as a witness, or otherwise participates in an investigation.

Examples

Examples of retaliation may include threats, rumor spreading, ostracism, assault, destruction of property, unjustified punishments, or unwarranted grade reductions. Unlawful retaliation does not include petty slights or annoyances.

Prohibited Conduct	In this policy, the term “prohibited conduct” includes discrimination, harassment, and retaliation as defined by this policy, even if the behavior does not rise to the level of unlawful conduct.
Reporting Procedures	Any student who believes that he or she has experienced prohibited conduct or believes that another student has experienced prohibited conduct should immediately report the alleged acts to a responsible employee.
Student Report	
Employee Report	Any College District employee who suspects and any responsible employee who receives notice that a student or group of students has or may have experienced prohibited conduct shall immediately notify the appropriate College District official listed in this policy and shall take any other steps required by this policy.
<i>Exceptions</i>	<p>A person who holds a professional license requiring confidentiality, such as a counselor, or who is supervised by such a person shall not be required to disclose a report of prohibited conduct without the student’s consent.</p> <p>A person who is a nonprofessional counselor or advocate designated in administrative procedures as a confidential source shall not be required to disclose information regarding an incident of prohibited conduct that constitutes personally identifiable information about a student or other information that would indicate the student’s identity without the student’s consent.</p>
Responsible Employee	<p>For purposes of this policy, a “responsible employee” is an employee:</p> <ol style="list-style-type: none">1. Who has the authority to remedy prohibited conduct.2. Who has been given the duty of reporting incidents of prohibited conduct.3. Whom a student reasonably believes has the authority to remedy prohibited conduct or has been given the duty of reporting incidents of prohibited conduct. <p>The College District designates the following persons as responsible employees: any instructor, any administrator, or any College District official defined below.</p>
Alternative Reporting	Reports of prohibited conduct under this policy against the College District official designated below may be directed to the College President.
Timely Reporting	Reports of prohibited conduct shall be made as soon as possible after the alleged act or knowledge of the alleged act. A failure to immediately report may impair the College District’s ability to investigate and address the prohibited conduct.

Definition of College District Official

For the purposes of this policy, the College District official is the Director, Equal Opportunity and Title IX.

Reports of discrimination under this policy shall be directed to the Director, Equal Opportunity and Title IX

Position: Director, Equal Opportunity and Title IX

Address: 1200 Amburn Road, Texas City, TX 77591

Telephone: (409) 933-8529

Email: EqualOpportunity@com.edu

Investigation of the Report

The College District may request, but shall not require, a written report. If a report is made orally, the College District official shall reduce the report to written form.

Initial Assessment

Upon receipt or notice of a report, the College District official shall determine whether the allegations, if proven, would constitute prohibited conduct as defined by this policy. If so, the College District official shall immediately authorize or undertake an investigation and notify the parties to the complaint of the allegations and the formal and informal options for resolution of the complaint. If the complaint does not rise to the level of a policy violation, the appropriate parties shall be notified.

If the College District official determines that the allegations, if proven, would not constitute prohibited conduct as defined by this policy but may constitute a violation of other College District policies, the College District official shall refer the complaint for consideration under the appropriate policy.

Informal Resolution

If the parties voluntarily agree to participate in informal resolution of the complaint, the College District official shall determine if informal resolution is appropriate for the complaint. If the official determines that informal resolution is appropriate, then the official may facilitate that resolution. If the official does not determine informal resolution to be appropriate, then the complaint will be subject to the formal resolution process.

Formal Resolution

If any of the parties decline to participate in informal resolution of the complaint or the College District official finds informal resolution of the complaint to be inappropriate, the College District official shall authorize or undertake an investigation.

Interim Action

If appropriate and regardless of whether a criminal or regulatory investigation regarding the alleged conduct is pending, the College District shall promptly take interim action calculated to address

	prohibited conduct prior to the completion of the College District's investigation.
College District Investigation	<p>The investigation may be conducted by the College District official or a designee or by a third party designated by the College District, such as an attorney. The investigator shall have received appropriate training regarding the issues related to the complaint and the relevant College District's policy and procedures.</p> <p>The investigation may consist of personal interviews with the person making the report, the person against whom the report is filed, and others with knowledge of the circumstances surrounding the allegations. The investigation may also include analysis of other information or documents related to the allegations.</p>
Concluding the Investigation	<p>The investigator shall prepare a written report of the investigation. The report shall be filed with the College District official overseeing the investigation.</p>
Notification of the Outcome	<p>The College District shall provide written notice of the outcome, within the extent permitted by the Family Educational Rights and Privacy Act (FERPA) or other law, to the parties. Either party may appeal the outcome as described below.</p>
College District Action	<p>The College District shall determine, based on the results of the investigation, whether each individual allegation of misconduct occurred, using a preponderance of the evidence standard. If the results of an investigation indicate that prohibited conduct occurred, the College District shall promptly respond by taking appropriate disciplinary or corrective action including, but not limited to, reprimand, probation, suspension, or expulsion, reasonably calculated to address the conduct, in accordance with College District policy. [See FM and FMA]</p>
Prohibited Conduct	
<i>Corrective Action</i>	<p>Examples of corrective action may include:</p> <ul style="list-style-type: none">• Providing a training program for those involved in the complaint;• Providing a comprehensive education program for the College District community;• Providing counseling for the complainant and the student who engaged in prohibited conduct;• Permitting the students involved to drop a course in which they both are enrolled without penalty;• Conducting follow-up inquiries to determine if any new incidents or any instances of retaliation have occurred;

FREEDOM FROM DISCRIMINATION, HARASSMENT, AND RETALIATION
OTHER PROTECTED CHARACTERISTICS

FFDB
(LOCAL)

- Involving students in efforts to identify problems and improve the College District climate;
- Increasing staff monitoring of areas where prohibited conduct has occurred; and
- Reaffirming the College District's policy against discrimination and harassment.

Improper Conduct If the investigation reveals improper conduct that did not rise to the level of prohibited conduct, the College District may take disciplinary action in accordance with College District policy and procedures or other corrective action reasonably calculated to address the conduct.

Confidentiality To the greatest extent possible, the College District shall respect the privacy of the complainant, persons against whom a report is filed, and witnesses. Limited disclosures may be necessary in order to conduct a thorough investigation and comply with applicable law.

Appeal A party who is dissatisfied with the outcome of the investigation may appeal in writing through the applicable grievance policy beginning at the appropriate level. [See DGBA(LOCAL) for employees, FLD(LOCAL) for students, and GB(LOCAL) for community members] A party shall be informed of his or her right to file a complaint with the U.S. Department of Education Office for Civil Rights.

Records Retention Retention of records shall be in accordance with the College District's records retention procedures. [See CIA]

Access to Policy, Procedures, and Related Materials Information regarding this policy and any accompanying procedures, as well as relevant educational and resource materials concerning the topics discussed in this policy, shall be distributed to College District employees and students in compliance with law and in a manner calculated to provide easy access and wide distribution, such as through electronic distribution and inclusion in the employee and student handbooks and other major College District publications. Information regarding the policy, procedures, and related materials shall also be prominently published on the College District's website, taking into account applicable legal requirements. Copies of the policy and procedures shall be readily available at the College District's administrative offices and shall be distributed to a student who makes a report.



PRESIDENT'S OFFICE

MINUTE ORDER

To: Board of Trustees
From: Dr. Warren Nichols, President
Date: April 28, 2025
Subject: Agenda Item: Approval to award contract 25-09 for AC rental units in the amount of \$220,000.00

AGENDA ITEM DESCRIPTION:

Recommend approval of contract 25-09 for AC rental units required at Mainland City Center (MCC) for a total not-to-exceed amount of \$220,000.00.

FUNDING SOURCE:

Reimbursable Budget G/L: 11-0-0000-0000-1800

PURPOSE

To provide spot cooling unit rentals for Mainland City Centre Cosmetology, Culinary, and Lifelong Learning programs.

PROPOSED MOTION:

“I move the Board of Trustees approve award of contract 25-09 to Hunton Services for a not-to-exceed amount of \$220,000.00.”

BACKGROUND:

In March of 2025, Facilities contracted with Hunton Services as the supplier of AC rentals to alleviate condensation and humidity concerns in the Mainland City Center Cosmetology & Lifelong Learning programs for a not-to-exceed amount of \$95,000.00. It was later determined after the main AC unit failed that additional cooling units were necessary to address similar concerns that developed in the Culinary facilities.

As a result, additional spot cooling units are needed to support the Culinary space for an additional \$95,000.00. Therefore, it is recommended to award the subject contract to Hunton Services for \$190,000.00 plus \$30,000.00 contingency funding for a total amount not-to-exceed \$220,000.00. Hunton Services is an awarded vendor of the Harris County Department of Education Choice Partners cooperative contract. Therefore, the competitive bid requirements per Texas Education Code (TEC) 44.031 have been met. The costs incurred will be deducted from future rental payments.

Attachments:

Hunton Proposal

Choice Partners Contract



Regulated by The Texas Department
of Licensing and Regulation
P.O. Box 12157 Austin, Texas 78711
1-800-803-9202, 512-463-6599
www.license.state.tx.us.TACLA009290C



PROPOSAL

Customer: College of the Mainland **Date:** 04/04/2025

Choice Parnters #: 22/052SG-02

To: Travis Prior

HRS is pleased to offer the following: HRS to provide 26 x 1.5 Ton Water Cooled Spot Chillers & 1 x 12Ton KPO unit to be hooked up in various classrooms that have water sources & drain sources within 150ft of where the spot cooler is to be placed. HRS to provide, Installation Labor, Decommission Labor, Bi-Weekly Maintenance Labor, Materials cost + 20% and Roundtrip freight cost +20%.

Monthly Reoccurring Costs				
Equipment	Qty	Cost Each	Cost Weekly	Cost Monthly
12 Ton KPO AC	1	\$3900.00	\$1300.00	\$3900.00
1.5 Ton Spot Coolers	26	\$1044.00	\$9048.00	\$27,144.00
25' Cables	26	\$92.50	\$801.66	\$2405.00
Hose 2in x 25ft	26	\$38.09	\$330.11	\$990.34
12" x 25" Yellow Insulated Duct	8	\$136.03	\$362.75	\$1088.24
Bi-Weekly Maintenance Labor Hours	4	\$150.00	\$200.00	\$600.00
Total Monthly Cost				\$36,127.58
One Time Charges				
Description	Qty	Cost	Multiplier	Total
Installation Labor	20	\$150.00	0%	\$3000
Decommission Labor	16	\$150.00	0%	\$2400
Freight (To & From Customer)	2	\$450.00	20% Margin	\$1125.00
Materials for Board Up and Duct	1	\$1150.00	20% Margin	\$1437.50
Total One Time Charges				\$7,962.50
The above costs are estimated. Please see terms and conditions below for more information				

EXCLUSIONS

HRS excludes the items listed on the following two pages (additional details are available in the Terms and Conditions).

By initialing below, you acknowledge and agree to the proposed pricing and terms listed above:

Customer's Initials or Signature:

Thank you!

Sarah Love
713-252-3116
slope@hrsrental.com



Choice Partners national purchasing cooperative offers quality, legal procurement and contract solutions to meet government purchasing requirements. We also meet all cooperative requirements of the **EDGAR/Uniform Guidance CFR 200!**



Member Login

Vendor Login

877.696.2122

[Home](#)

> [Vendors](#) > [Available Contracts](#) > **Hunton Services (HVAC Mechanical)**

Print Info.

Hunton Services (HVAC Mechanical)

Contract Category: Industrial Equipment Rent, Lease or Purchase

Contract Number: 22/052SG-02

Contract Terms:

Initial Award Date: September 21, 2022

1st Renewal Start Date: September 21, 2023

2nd Renewal Start Date: September 21, 2024

Current Expiration Date: September 20, 2025

Renewal Options Remaining: 2

CP Contract Manager:

Steve Gibson
steve@choicepartners.org

Contract Partner: Hunton Services (HVAC Mechanical)



Contract Partner Web Site:
<http://www.huntonservices.com>

Approved Market Area: TX

Texas Regional Centers: Region 4 Primary

713-681-6052

APPROVED PRODUCT OR SERVICE: Industrial Equipment

HUB Status: No

MWBE Status: No

SBE Status: No

VOB Status: No

ABOUT THIS PARTNER:

General contracting, HVAC, Plumbing, Electrical, Rentals, Energy conservation, Refrigeration and Engineering services

To see contract information details, please login.

If you are a **Member**, [please login here](#).





PRESIDENT'S OFFICE

MINUTE ORDER

To: Board of Trustees
From: Dr. Warren Nichols, President
Date: April 28, 2025
Subject: Agenda Item: Approval to award contract 25-10 for HVAC Mechanical, Electrical & Plumbing Services (MEP) in an amount not-to-exceed (NTE) \$210,000.00.

AGENDA ITEM DESCRIPTION:

Recommend approval of contract 25-10 for HVAC MEP services for a NTE amount of \$210,000.00.

FUNDING SOURCE:

Operating Budget G/L: 11-0-0000-6101-5300, Facility Services, Contract Services

PURPOSE

To provide leak detection and repair services for STEAM & ICB HVAC systems.

PROPOSED MOTION:

“I move the Board of Trustees approve award of contract 25-10 to Letsos Company Mechanical Contractors as presented.”

BACKGROUND:

The design of the STEAM and ICB buildings included proprietary variable refrigerant flow (VRF) HVAC systems conducive to the overall building climate and dehumidification for each building. Letsos Company Mechanical Contractors is a certified contractor of this region to perform regular scheduled maintenance and necessary repairs found during leak detection services and other repairs, including compressor failures and various electronic component failures not otherwise covered by the manufacturer's warranty. Currently, Letsos provides annual maintenance for each system in the STEAM and ICB buildings for \$45,000.00 per year and services the Glycol Separation Unit (GSU) as the mechanical contractor. Additional repair services have been needed to support the non-warranty covered repairs as stated above. Expenses incurred to date are \$88,871.00 since the start of the current fiscal year. Additional leak detection and repairs are anticipated for the remainder of the fiscal period ending August 31, 2025. Therefore, it is recommended to approve the subject contract for a total not-to-exceed amount of \$210,000.00.

Letsos Company Mechanical Contractors is a certified regional service provider identified by the manufacturer to service units in this area. Additionally, Letsos is an awarded vendor under the Harris County Department of Education (HCDE) Choice Partners contract, which meets the competitive procurement regulations in accordance with Texas Education Code 44. 031..

Attachments:

Letsos Rate Proposal

Choice Partners Contract

Choice Service PRICELIST - SERVICES
Effective June 1, 2025

Service Category	Unit of Issue	Unit Rate
Automation/Controls Technician Hourly - Straight Time	per hour	\$106.00
Automation/Controls Technician Hourly - Overtime	per hour	\$159.00
Automation/Controls Technician Hourly - Sundays/Holidays	per hour	\$212.00
**HVAC Service Technician Hourly - Straight Time	per hour	\$106.00
**HVAC Service Technician Hourly - Overtime	per hour	\$159.00
**HVAC Service Technician Hourly - Sundays/Holidays	per hour	\$212.00
**Plumbing Service Technician Hourly - Straight Time	per hour	\$106.00
**Plumbing Service Technician Hourly - Overtime	per hour	\$159.00
**Plumbing Service Technician Hourly - Sundays/Holidays	per hour	\$212.00
**Sheet Metal Technician Hourly - Straight Time	per hour	\$106.00
**Sheet Metal Technician Hourly - Overtime	per hour	\$159.00
**Sheet Metal Technician Hourly - Sundays/Holidays	per hour	\$212.00

Letsos Company Mechanical Contractors

Contract Category:

Contract Number: 23/039MR-05

Contract Terms:

Initial Award Date: July 12, 2023

1st Renewal Start Date: July 12, 2024

Current Expiration Date: July 11, 2025

Renewals Remaining: 2

CP Contract Manager:

Michael Robles

Michael@choicepartners.org

713-316-4254

Contract Partner: Letsos Company Mechanical Contractors



Contract Partner Web Site: <http://www.letsos.com>

Approved Market Area:

March 2025

Monthly Financial Report

Cash Situation

(in millions)

Gross cash balance at the end of month:	\$51.7
Less pending I&S liability:	\$0
Net unrestricted cash:	<hr/> \$51.7
Minimum required cash :	\$8.2
Excess cash above minimum:	\$43.5

Unaudited Operations

Year to Date *(in millions)*

Revenues

Budget: \$45.0

Actual: \$39.5

(88% earned at 58% of year)

Expense

Budget: \$45.0

Actual: \$26.9

(60% Spent at 58% of year)



MINUTE ORDER

To: Board of Trustees
From: Dr. Warren Nichols, President
Date: April 11, 2025
Subject: Monthly Investment & Financial Reports

AGENDA ITEM DESCRIPTION:

Consideration of and possible acceptance of the March 2025 Investment and Financial Reports.

PURPOSE

To report to the Board of Trustees the year-to-date revenues and expenses for the college, comparison of revenues and expenses to budget, and the college's current cash balance.

FUNDING SOURCE:

N/A

PROPOSED MOTION:

Suggested motion: "I move the Board of Trustees accept the March 2025 Investment Report and the March 2025 Financial Reports."

BACKGROUND

The investment officer shall prepare and submit to the Board a written report of investment transactions for all funds covered by the PFIA under Education Code 51.0032 and Government Code 2256.023.

In accordance with COM policy CDA (LOCAL) – Periodic financial reports shall be submitted to the Board outlining the progress of the budget to that date and reporting on the status of all District funds and District accounts.

ATTACHMENTS

1. **March 2025** Investment Discussion & Report
2. **March 2025** Revenue & Expense Summary
3. **March 2025** Expense by Division Report



INVESTMENT REPORT
For the Month Ended March 2025

Investment discussion:

College of the Mainland earned \$287,482 for the month of March on its short-term investments in TexPool & Logic for a total of \$1,350,089 investment interest earned fiscal year to date. The College earned an additional \$2 fiscal year to date, from interest-bearing checking accounts. In total, the College earned \$1,350,091 interest for the fiscal year to date period ending March TexPool - \$858,778, Logic - \$491,311 and TFB - \$2.

Investments in the TexPool & Logic investment pools remain more profitable than the fixed rate certificate of deposits purchased at our depository bank. In addition, the investment pool provides more efficient liquidity than certificates of deposit, which are restricted to specific term lengths. Therefore, all investment funds remain in TexPool, Logic and interest earning checking accounts.

Investment Compliance Statement:

We provide reasonable assurance that the attached listing constitutes all investments currently owned by the College of the Mainland District as of the date indicated and that all these investments and investing procedures conform to the "Public Funds Investment Act" as amended by House Bill 2459 of the 74th Texas Legislature.

Furthermore, these same investments are in compliance with College of the Mainland's investment policy and strategy as adopted by the College of the Mainland's Board of Trustees.

A handwritten signature in blue ink, appearing to read 'D. Wesse', positioned above a horizontal line.

David Wesse
Vice President of Fiscal Affairs
College of the Mainland

A handwritten signature in black ink, appearing to read 'Trudy Trochesset', positioned above a horizontal line.

Trudy Trochesset
Controller
College of the Mainland



TexPool Investments for March 2025

Investment	COM Fund	Balance Beginning of Month	Increases	Decreases	Interest Earned	Balance End of Month	Average Balance	Annualized Average Interest Rate
Operating	11	\$ 52,514,435	\$ 1,000,000	\$ 2,000,000	193,439	51,707,874	52,649,707	4.409%
Moody	41	30,128	-	-	111	30,239	30,132	4.417%
Totals		\$ 52,544,563	\$ 1,000,000	\$ 2,000,000	\$ 193,550	\$ 51,738,113	\$ 52,679,839	

Note: For the above listed investments in TexPool, book value is equivalent to market value.
 There was no accrued interest as of March 2025

Logic (Hilltop Securities) Investments for March 2025

Investment	COM Fund	Balance Beginning of Month	Increases	Decreases	Interest Earned	Balance End of Month	Average Balance	Annualized Average Interest Rate
COM Bond 2020	45	\$ 1,298,723	\$ -	\$ -	4,923	1,303,646	1,298,723	4.464%
COM Pre Bond 2023	46	\$ 25,149,631	\$ -	\$ 3,842,907	89,009	21,395,734	23,481,606	4.464%
Totals		\$ 26,448,355	\$ -	\$ 3,842,907	\$ 93,932	\$ 22,699,380	\$ 24,780,329	
Totals		\$ 78,992,918	\$ 1,000,000	\$ 5,842,907	\$ 287,482	\$ 74,437,492	\$ 77,460,168	



March 2025- Revenue and Expense Summary

Unrestricted Fund (Unaudited)

Summary of Revenue

	<u>Current Actual</u>	<u>2024-25 Budget</u>	<u>Budget Remaining</u>	<u>Budget Pct.YTD</u>	<u>Prior Year to Actual</u>	<u>Curr. vs Prior Year to Year</u>
Operating revenue						
Tuition-credit	(6,632,293)	(6,212,056)	420,237	107%	(5,109,959)	(1,522,334)
Tuition-non-credit	(459,693)	(455,044)	4,649	101%	(407,853)	(51,840)
Exemptions and waivers	171,303	1,454,802	1,283,499	12%	1,414,923	(1,243,620)
Registration fees	(137,948)	(2,308,635)	(2,170,687)	6%	(2,292,311)	2,154,363
Other fees	266,765	(197,847)	(464,612)	-135%	(134,405)	401,171
Grant revenue	(62,164)	(145,552)	(83,389)	43%	(70,088)	7,924
Sales and service revenue	(24,479)	(55,066)	(30,587)	44%	(29,290)	4,811
Miscellaneous revenue	(236,293)	(528,567)	(292,274)	45%	(201,293)	(35,000)
TPEG transfer in/out	0	0	0	0%	0	0
<u>Totals for Operating revenue</u>	<u>(7,114,801)</u>	<u>(8,447,965)</u>	<u>(1,333,163)</u>	<u>84%</u>	<u>(6,830,277)</u>	<u>(284,524)</u>
Non-operating revenue						
State appropriation-Academic	(6,071,417)	(7,738,496)	(1,667,079)	78%	(5,803,872)	(267,545)
Property tax revenue	(25,482,284)	(26,525,693)	(1,043,409)	96%	(24,531,870)	(950,415)
Interest revenue	(857,978)	(1,404,824)	(546,847)	61%	(726,571)	(131,407)
FTZ reimbursement	0	(883,022)	(883,022)	0%	0	0
Renew & replace transfer out	0	0	0	0%	0	0
<u>Totals for Non-operating revenue</u>	<u>(32,411,679)</u>	<u>(36,552,035)</u>	<u>(4,140,357)</u>	<u>89%</u>	<u>(31,062,312)</u>	<u>(1,349,366)</u>
<u>Total Revenue</u>	<u>(39,526,480)</u>	<u>(45,000,000)</u>	<u>(5,473,520)</u>	<u>88%</u>	<u>(37,892,589)</u>	<u>(1,633,890)</u>



March 2025- Revenue and Expense Summary

Unrestricted Fund (Unaudited)

Summary of Expense

	<u>Current Actual</u>	<u>2024-25 Budget</u>	<u>Budget Remaining</u>	<u>Budget Pct.YTD</u>	<u>Prior Year to Actual</u>	<u>Curr. vs Prior Year to Year</u>
Salary and wages						
Faculty full-time	4,564,267	8,558,126	3,993,860	53%	4,495,625	68,641
Admin full-time	1,243,486	2,123,029	879,543	59%	1,040,199	203,287
Professional full-time	4,830,440	9,153,285	4,322,846	53%	4,719,733	110,706
Classified full-time	2,547,507	4,353,439	1,805,933	59%	2,343,724	203,783
Part-time	2,437,117	3,691,157	1,254,041	66%	1,952,564	484,553
Salary increase	0	1,176,795	1,176,795	0%	0	0
Vacancy savings	0	(1,808,239)	(1,808,239)	0%	0	0
<u>Totals for Salary and wages</u>	<u>15,622,816</u>	<u>27,247,594</u>	<u>11,624,778</u>	<u>57%</u>	<u>14,551,845</u>	<u>1,070,971</u>
Benefits						
Benefits	2,787,078	4,467,658	1,680,580	62%	2,786,341	737
<u>Totals for Benefits</u>	<u>2,787,078</u>	<u>4,467,658</u>	<u>1,680,580</u>	<u>62%</u>	<u>2,786,341</u>	<u>737</u>
Operating expenses						
Contract services	2,726,330	4,414,305	1,687,974	62%	2,500,595	225,735
Legal	5,888	4,345	(1,543)	136%	281	5,607
Operations	389,978	957,893	567,916	41%	344,993	44,985
Utilities and Rent	1,585,399	2,891,090	1,305,692	55%	1,282,130	303,268
Postage, printing, and supplies	636,770	1,466,044	829,274	43%	588,221	48,548
Bank fees	58,334	90,100	31,766	65%	77,363	(19,029)
Capital outlay & leases	149,401	153,013	3,612	98%	54,903	94,498
Insurance	2,512,169	2,850,837	338,668	88%	2,607,695	(95,527)
Public rel, marketing and advert	123,164	222,566	99,402	55%	87,522	35,642
Misc.	394,664	544,205	149,541	73%	372,185	22,479
Reimbursement from Others	0	(309,649)	(309,649)	0%	0	0
<u>Totals for Operating expenses</u>	<u>8,582,096</u>	<u>13,284,749</u>	<u>4,702,653</u>	<u>65%</u>	<u>7,915,889</u>	<u>666,206</u>



March 2025- Revenue and Expense Summary

Unrestricted Fund (Unaudited)

<u>Total Expense</u>	<u>26,991,989</u>	<u>45,000,000</u>	<u>18,008,011</u>	<u>60%</u>	<u>25,254,075</u>	<u>1,737,914</u>
----------------------	-------------------	-------------------	-------------------	------------	-------------------	------------------



March 2025- Revenue and Expense Summary

Unrestricted Fund (Unaudited)

Summary of Fund Bal

	<u>Current Actual</u>	<u>2024-25 Budget</u>	<u>Budget Remaining</u>	<u>Budget Pct.YTD</u>	<u>Prior Year to Actual</u>	<u>Curr. vs Prior Year to Year</u>
Benefits						
Benefits	8,738	0	(8,738)	0%	899	7,839
<u>Totals for Benefits</u>	<u>8,738</u>	<u>0</u>	<u>(8,738)</u>	<u>0%</u>	<u>899</u>	<u>7,839</u>
Operating expenses						
Contract services	1,160,801	0	(1,160,801)	0%	626,006	534,796
Legal	0	0	0	0%	30,000	(30,000)
Operations	4,212	0	(4,212)	0%	30,158	(25,946)
Utilities and Rent	0	0	0	0%	1,534	(1,534)
Postage, printing, and supplies	74,217	0	(74,217)	0%	111,110	(36,892)
Capital outlay & leases	289,731	0	(289,731)	0%	300,917	(11,185)
Public rel, marketing and advert	75,717	0	(75,717)	0%	6,736	68,980
Misc.	1,939	0	(1,939)	0%	4,580	(2,641)
<u>Totals for Operating expenses</u>	<u>1,606,618</u>	<u>0</u>	<u>(1,606,618)</u>	<u>0%</u>	<u>1,111,040</u>	<u>495,577</u>
<u>Total Fund Bal</u>	<u>1,615,356</u>	<u>0</u>	<u>(1,615,356)</u>	<u>0%</u>	<u>1,111,939</u>	<u>503,417</u>



March 2025 - Expense by Division Report

Unrestricted Fund (Unaudited)

	<u>Current Actual</u>	<u>2024-25 Budget</u>	<u>Budget Remaining</u>	<u>Budget Pct.YTD</u>	<u>Prior Year to Actual</u>	<u>Curr. vs Prior Year to Year</u>
<u>Expense by Division</u>						
<u>Summary for President</u>						
Board of Trustees	2,250	19,700	17,450	11%	2,271	(21)
Campus Police	459,659	855,495	395,836	54%	413,137	46,522
EVP-Academic & Student	283,157	873,403	590,246	32%	19,710	263,447
Gen Institution	328,722	402,034	73,312	82%	322,769	5,953
Human Resources	26	0	(26)	0%	0	26
Information Technology Serv	1,628,824	2,508,019	879,196	65%	1,579,538	49,286
Internal Audit	202,303	150,000	(52,303)	135%	58,985	143,318
OPEAR	339,091	492,574	153,483	69%	253,787	85,304
Presidents Office	383,512	685,731	302,219	56%	465,873	(82,360)
Self Study SACS	10,581	12,137	1,556	87%	500	10,081
Staff Attorney	179,902	331,689	151,787	54%	176,067	3,835
<u>Totals for President</u>	<u>3,818,027</u>	<u>6,330,783</u>	<u>2,512,756</u>	<u>60%</u>	<u>3,292,637</u>	<u>525,390</u>
<u>Summary for VP Fiscal Affairs</u>						
Central Mail	74,461	132,989	58,528	56%	64,149	10,313
Custodial Services	754,138	1,496,263	742,125	50%	694,942	59,196
Facilities	3,974,887	5,372,447	1,397,560	74%	3,767,117	207,770
Financial Services	482,410	803,925	321,515	60%	568,029	(85,619)
Grounds	236,643	530,999	294,356	45%	257,690	(21,047)
Human Resources	512,841	810,837	297,996	63%	406,597	106,244
Purchasing	218,046	342,966	124,919	64%	205,525	12,521
Records Mgmt	7,471	20,952	13,481	36%	9,233	(1,762)
Reimbursement	0	(309,649)	(309,649)	0%	0	0
Salary Savings	0	(1,808,239)	(1,808,239)	0%	0	0
Staff Benefits	653,551	3,510,926	2,857,375	19%	752,033	(98,483)



March 2025 - Expense by Division Report

Unrestricted Fund (Unaudited)

	<u>Current Actual</u>	<u>2024-25 Budget</u>	<u>Budget Remaining</u>	<u>Budget Pct.YTD</u>	<u>Prior Year to Actual</u>	<u>Curr. vs Prior Year to Year</u>
Tax Admin	220,402	440,000	219,598	50%	195,634	24,768
Utilities	581,996	1,180,000	598,004	49%	607,050	(25,054)
Vehicle Operations	77,790	112,914	35,124	69%	75,913	1,877
VP College & Fin Svcs	176,481	287,875	111,394	61%	158,767	17,714
<u>Totals for VP Fiscal Affairs</u>	<u>7,971,117</u>	<u>12,925,204</u>	<u>4,954,087</u>	<u>62%</u>	<u>7,762,679</u>	<u>208,438</u>
<u>Summary for VP Institutional Advancement</u>						
COM Foundation Dept	35,667	108,675	73,008	33%	58,473	(22,806)
Marketing and Communications	584,966	1,117,350	532,384	52%	451,954	133,012
VP Institutional Advancement	342,901	611,463	268,562	56%	386,742	(43,841)
<u>Totals for VP Institutional Advancement</u>	<u>963,535</u>	<u>1,837,488</u>	<u>873,953</u>	<u>52%</u>	<u>897,169</u>	<u>66,366</u>
<u>Summary for VP Instruction</u>						
Acad Succ Re/Wr	691,846	1,002,845	310,999	69%	616,671	75,174
Academic Planning	8,206	31,140	22,934	26%	112,090	(103,883)
Accting-Credit	70,299	87,287	16,988	81%	65,714	4,585
Adm-C.I.D.T.	48,622	74,945	26,324	65%	47,305	1,317
Adm-Cont Ed	323,126	434,391	111,265	74%	277,496	45,630
Adm-Ind Tech	0	8,000	8,000	0%	4,966	(4,966)
Adm-Instruct	35,700	55,494	19,794	64%	17,998	17,701
Adm-Math	37,959	6,498	(31,461)	584%	0	37,959
Adm-Perf & Vis Arts	43,711	63,756	20,044	69%	37,507	6,204
Adm-Pub Svc Ed	91,445	130,588	39,142	70%	66,712	24,733
Adm-Science	43,745	76,636	32,891	57%	41,180	2,565
Adm-Soc Sci	47,449	74,321	26,872	64%	46,623	826
Adult Education	56,367	155,521	99,154	36%	145,498	(89,131)
Allied Health Admin	4,956	9,358	4,402	53%	7,926	(2,969)
Allied Health CE	140,826	202,008	61,182	70%	28,123	112,703
Art	184,155	270,935	86,780	68%	165,163	18,992



March 2025 - Expense by Division Report

Unrestricted Fund (Unaudited)

	<u>Current Actual</u>	<u>2024-25 Budget</u>	<u>Budget Remaining</u>	<u>Budget Pct.YTD</u>	<u>Prior Year to Actual</u>	<u>Curr. vs Prior Year to Year</u>
Art Gallery	17,466	6,691	(10,775)	261%	5,697	11,768
Biol & Nutrition	612,217	897,747	285,530	68%	530,352	81,865
C.I.S.	79,531	100,935	21,404	79%	69,206	10,325
CE-CAN Program	10,451	20,589	10,138	51%	10,396	55
CE-Dental	371	5,756	5,385	6%	0	371
Chemistry	129,367	181,472	52,105	71%	122,503	6,864
Child Develop	60,546	91,088	30,542	66%	56,813	3,733
Cmnty Theater	218,896	361,600	142,704	61%	214,399	4,497
Collegiate H.S.-CR	104,396	166,671	62,275	63%	101,488	2,907
Cosmetology	477,246	647,471	170,225	74%	463,411	13,836
Criminal Justice	957,554	1,734,271	776,716	55%	1,056,522	(98,968)
Culinary Arts	80,280	131,355	51,075	61%	38,259	42,021
Dean Cont Ed	133,549	208,854	75,305	64%	126,164	7,385
Dean Gen Ed	147,493	216,161	68,668	68%	144,311	3,182
Dean of Instruction-Workforce	126,167	218,771	92,604	58%	0	126,167
Dental Hygiene	200,798	430,838	230,040	47%	54,434	146,365
Distance Ed	264,313	422,711	158,398	63%	267,817	(3,504)
Drafting	0	0	0	0%	4,596	(4,596)
Dual Credit Dept	130,187	192,367	62,180	68%	110,698	19,489
Economics	62,537	89,128	26,592	70%	52,429	10,108
EMS-Credit	195,987	274,505	78,518	71%	139,570	56,417
Engineering	30,220	61,484	31,264	49%	22,732	7,488
Fire Tech	284,963	333,333	48,370	85%	233,147	51,815
Firearms Acad	22,813	40,150	17,337	57%	35,505	(12,691)
Foreign Lang	46,061	71,999	25,938	64%	43,858	2,203
Gen Bus-Credit	222,398	292,225	69,827	76%	193,202	29,196
Geology	57,282	89,022	31,741	64%	68,192	(10,910)
Government	274,739	372,972	98,233	74%	236,359	38,380



March 2025 - Expense by Division Report

Unrestricted Fund (Unaudited)

	<u>Current Actual</u>	<u>2024-25 Budget</u>	<u>Budget Remaining</u>	<u>Budget Pct.YTD</u>	<u>Prior Year to Actual</u>	<u>Curr. vs Prior Year to Year</u>
Graphic Arts	118,306	109,168	(9,137)	108%	95,635	22,671
Health and PE Credit	98,408	147,970	49,562	67%	96,822	1,587
Health Info Mgmt	126,716	239,159	112,443	53%	148,327	(21,611)
Hist & Geog	245,001	429,212	184,210	57%	231,057	13,945
Humanities	129,102	179,206	50,104	72%	124,405	4,696
Instr Tech Department	187,404	267,305	79,901	70%	144,160	43,244
Instr Tech Lab Mgrs	0	0	0	0%	4,000	(4,000)
Law Enforcement	123,540	155,658	32,118	79%	116,029	7,512
Law Enforcemnt-NonCR	43,817	56,487	12,670	78%	46,539	(2,722)
LC Ctr Admin	65,834	111,905	46,071	59%	2,853	62,981
Library	525,666	772,822	247,157	68%	479,549	46,117
Massage Therapy	0	5,240	5,240	0%	250	(250)
Math	619,782	929,606	309,824	67%	538,487	81,295
Medical Assistant	61,865	103,289	41,424	60%	60,498	1,367
Music	114,010	244,074	130,064	47%	151,757	(37,747)
Networking	36,014	82,640	46,627	44%	62,235	(26,222)
Nursing Administration	249,922	576,808	326,886	43%	291,915	(41,993)
Nursing-AD	0	0	0	0%	132	(132)
Pharmacy Tech	64,375	96,748	32,373	67%	59,200	5,175
Philosophy	50,600	55,564	4,964	91%	38,151	12,449
Physics	68,647	94,781	26,134	72%	65,448	3,199
Process Tech	288,279	671,304	383,025	43%	308,714	(20,436)
Prof Develop Acad	0	0	0	0%	850	(850)
Program Development	50	0	(50)	0%	66,748	(66,698)
Psychology	267,866	386,594	118,728	69%	240,701	27,164
QEP	5,996	346	(5,650)	1733%	7,548	(1,552)
Radiography	154,309	216,068	61,759	71%	77,992	76,317
Safety-CR	55,428	107,272	51,845	52%	48,687	6,740



March 2025 - Expense by Division Report

Unrestricted Fund (Unaudited)

	<u>Current Actual</u>	<u>2024-25 Budget</u>	<u>Budget Remaining</u>	<u>Budget Pct.YTD</u>	<u>Prior Year to Actual</u>	<u>Curr. vs Prior Year to Year</u>
Senior Adult Dept	164,856	218,958	54,102	75%	162,908	1,948
Social Science Non CR	27,803	36,798	8,996	76%	26,297	1,505
Sociology	55,042	79,549	24,507	69%	49,982	5,061
Speaking,Reading,Writing	345,909	595,717	249,808	58%	312,875	33,034
Theater Arts-Credit	93,703	137,825	44,122	68%	96,829	(3,126)
Thermal Tech-NonCR	65,081	60,314	(4,767)	108%	60,729	4,352
VP Instruction	167,754	1,351,988	1,184,234	12%	201,877	(34,123)
Welding-Cred	270,799	426,533	155,734	63%	289,731	(18,933)
<u>Totals for VP Instruction</u>	<u>11,668,123</u>	<u>19,290,797</u>	<u>7,622,674</u>	<u>60%</u>	<u>10,792,950</u>	<u>875,172</u>
<u>Summary for VP Student Services</u>						
Admissions	260,019	412,250	152,231	63%	248,758	11,261
Advise Center	409,091	730,630	321,539	56%	355,495	53,596
Career & Placement	33,370	120,113	86,744	28%	54,097	(20,728)
Dean of Student Services	171,607	280,252	108,645	61%	0	171,607
Enrollment Mgmt	34,186	41,541	7,355	82%	36,295	(2,109)
Facilities & Student Recreat	64,979	187,747	122,768	35%	68,639	(3,659)
Judicial Affairs	136,076	309,916	173,841	44%	125,497	10,578
Multicultural Department	18,321	32,500	14,179	56%	15,207	3,115
Recruitment	410,996	756,400	345,404	54%	432,899	(21,904)
Stu Financial Svcs	377,929	611,583	233,654	62%	349,951	27,978
Stu Organizations	122,993	258,766	135,773	48%	194,453	(71,460)
Student Graduation	43,185	87,700	44,515	49%	36,767	6,419
Svcs-Disab Students	29,756	45,956	16,200	65%	29,189	568
Testing	211,404	353,026	141,622	60%	174,604	36,800
Veteran Affairs	123,743	189,182	65,440	65%	120,456	3,287
VP Student Services	123,534	198,165	74,632	62%	266,334	(142,801)
<u>Totals for VP Student Services</u>	<u>2,571,188</u>	<u>4,615,728</u>	<u>2,044,540</u>	<u>56%</u>	<u>2,508,641</u>	<u>62,548</u>



March 2025 - Expense by Division Report

Unrestricted Fund (Unaudited)

	<u>Current Actual</u>	<u>2024-25 Budget</u>	<u>Budget Remaining</u>	<u>Budget Pct.YTD</u>	<u>Prior Year to Actual</u>	<u>Curr. vs Prior Year to Year</u>
Totals for Expense	<u>26,991,989</u>	<u>45,000,000</u>	<u>18,008,011</u>	<u>60%</u>	<u>25,254,075</u>	<u>1,737,914</u>
Fund Bal by Division						
Summary for VP Fiscal Affairs						
Fund Balance - Institutional Support	383,350	0	(383,350)	0%	620,329	(236,979)
Fund Balance - Instruction	253,997	0	(253,997)	0%	128,708	125,289
Fund Balance - Oper & Maint	707,739	0	(707,739)	0%	115,958	591,781
Fund Balance - Student Services	270,270	0	(270,270)	0%	246,944	23,326
Totals for VP Fiscal Affairs	<u>1,615,356</u>	<u>0</u>	<u>(1,615,356)</u>	<u>0%</u>	<u>1,111,939</u>	<u>503,417</u>
Totals for Fund Bal	<u>1,615,356</u>	<u>0</u>	<u>(1,615,356)</u>	<u>0%</u>	<u>1,111,939</u>	<u>503,417</u>
Totals for Report	<u>28,607,345</u>	<u>45,000,000</u>	<u>16,392,655</u>		<u>26,366,014</u>	<u>2,241,331</u>



PRESIDENT'S OFFICE

MINUTE ORDER

To: Board of Trustees
From: Dr. Warren Nichols, President
Date: April 28, 2025
Subject: Conferral of President Emeritus Status

Presented for recommended approval to the Board of Trustees on April 28, 2025 and forwarded for recommended approval to the Board of Trustees on the same date.

MINUTE ORDER

Motion to be acted upon: "I move the Board of Trustees confer the honorary title of President Emeritus upon Dr. Warren Nichols, effective upon his retirement date of August 1, 2025.."

BACKGROUND

Upon retirement, it is customary for the Board of Trustees to recognize distinguished service by conferring honorary titles to individuals who have demonstrated exemplary leadership, sustained commitment, and exceptional contributions to the institution. The title of *President Emeritus* is a significant and symbolic honor awarded to a retiring president who has served with distinction and integrity during their tenure.

Dr. Warren Nichols, who served as President of College of the Mainland from February 13, 2017 to August 1, 2025, is recognized for his transformative leadership, unwavering dedication to student success, and significant advancement of the College's mission and strategic goals. During his presidency, the College experienced record enrollment growth, successful accreditation reaffirmation, major capital improvements, strengthened and community partnerships. Dr. Nichol's leadership has left a lasting legacy on the College's culture, reputation, and impact across the region. In acknowledgment of his service and contributions, it is appropriate and fitting to bestow upon him the title of *President Emeritus*.

IMPLICATIONS

Financial: N/A

Strategic Goal 5: College of the Mainland will provide services/processes that enhance the integrity/safety/quality of the institution (including physical facilities) and that enhance the quality of the faculty and staff.



PRESIDENT'S OFFICE

Board Report

Presenter: Board Chair

A. Miscellaneous Updates



PRESIDENT'S OFFICE

President's Report

Presenter: Dr. Warren Nichols

A. Updates

B. Reminders/Announcements

1. Board Meetings

a. May 2025 – Wednesday, May 28th

b. June 2025 – Monday, June 23rd

c. July 2025 – Monday, July 28th

d. August 2025 – Monday, August 25th

2. Dr. Warren Nichols' Retirement Scholarship Gala – Saturday, April 26th,
5:00 p.m. – 9:00 p.m., Doyle Center

3. Dr. Nichols On Campus Farewell – Tuesday, April 29th, COM Conference
Center (B&C) 2:00 p.m. – 4:00 p.m.

4. Groundbreaking Library Classroom Building (LCB) – Thursday, May 1st,
3:00 p.m. – 5:00 p.m.

5. Cinco de Mayo Event, May 5th, 12:30 p.m., COM Conference Center

6. COM Graduation Ceremonies – Saturday, May 10th, 10:00 a.m. & 2:00 p.m.,
Abundant Life Christian Center

C. Resignations and Retirement Report

D. Miscellaneous Updates



PRESIDENT'S OFFICE

Resignations & Retirements

Last Name	First Name	Position	Hire Date	Last Date of Work	Termination Reason
Wenske	Audrey	CE Customer Service Specialist	11/18/2022	04/04/2025	Resignation
Cantu	Jose	VP, Student Affairs	09/03/2024	05/16/2025	Resignation
Lovett-McClure	Renee	Faculty Masters - Med-Surg	02/15/2008	08/31/2025	Retirement



PRESIDENT'S OFFICE

Executive Session

If, during the course of the meeting covered by this Notice, the Board should determine that a closed or executive meeting or session of the Board should be held or is required in relation to any items included in this Notice, then such closed or executive meeting or session as authorized by Section 551.001 et seq. of the Texas Government Code (the Open Meetings Act) will be held by the Board at that date, hour and place given in this Notice or as soon after the commencement of the meeting covered by the Notice as the Board may conveniently meet in such closed or executive meeting or session concerning any and all subjects and for any and all purposes permitted by Sections 551.071, inclusive, of the Open Meetings Act, including, but not limited to:

Section 551.071 – For the purpose of a private consultation with the Board's attorney on any or all subjects or matters authorized by law.

Section 551.072 – For the purpose of discussing the purchase, exchange, lease or value of real property.

Section 551.073 – For the purpose of considering a negotiated contract for a prospective gift or donation.

Section 551.074 – For the purpose of considering the appointment, employment, evaluation, reassignment, duties, discipline or dismissal of a public officer or employee or to hear complaints or charges against a public officer or employee.

Section 551.076 – To consider the deployment, or specific occasions for implementation, of security personnel or devices.

Section 551.082 – For the purpose of considering discipline of a student or to hear a complaint by an employee against another employee if the complaint or charge directly results in a need for a hearing.

Section 551.084 – For the purpose of excluding a witness or witnesses from a hearing during examination of another witness.

Should any final action, final decision, or final vote be required in the opinion of the Board with regard to any matter considered in such closed or executive meeting or session, then such final action, final decision, or final vote shall be at either:

- A. The open meeting covered by this Notice upon the reconvening of the public meeting, or
- B. At a subsequent public meeting of the Board upon notice thereof, as the Board shall determine.



PRESIDENT'S OFFICE

Possible Action on Agenda Items, Including Closed Session Matters

Consideration of and Possible Action on any items discussed in closed session.



PRESIDENT'S OFFICE

MINUTE ORDER

To: Board of Trustees
From: Dr. Warren Nichols, President
Date: April 28, 2025
Subject: College President

Presented for recommended approval to the Board of Trustees on April 28, 2025 and forwarded for recommended approval to Board of Trustees on the same date.

MINUTE ORDER

Motion to be acted upon: "I move the Board of Trustees approve the contract for Dr. Helen Castellanos Brewer, COM President."

PURPOSE

On March 24, 2025, Dr. Helen Brewer was named the sole finalist for the position of President. In compliance with Texas Education Code § 51.913, the Board has observed the required 21-day waiting period before taking final action. Accordingly, the Board will now consider and take possible action on the employment contract for Dr. Helen Brewer, along with any related or necessary matters.

BACKGROUND

Dr. Warren Nichols will retire on August 1, 2025.

IMPLICATIONS

Strategic Goal 5: College of the Mainland will provide services/processes that enhance the integrity/safety/quality of the institution (including physical facilities) and that enhance the quality of the faculty and staff.