

**WACO INDEPENDENT SCHOOL DISTRICT
REGULAR MEETING
WISD Conference Center
115 S 5th Street
Waco, Texas 76701**

Thursday, November 18, 2021 - 6:00 PM

A Regular Meeting of the Board of Trustees of Waco Independent School District will be held November 18, 2021, beginning at 6:00 PM in the WISD Conference Center, 115 S 5th Street, Waco, Texas.

The subjects to be discussed or considered or upon which any formal action may be taken are listed below. Items do not have to be taken in the same order as shown on this meeting notice/agenda.

Unless removed from the consent agenda, items identified within the consent agenda will be acted on at one time.

AGENDA

1. **Call to Order**
2. **Closed Session (TEXAS GOVERNMENT CODE, SUBCHAPTERS D AND E)**
 - 2.A. CONSULTATION WITH ATTORNEY - 551.071
3. **Reconvene in Open Session**
4. **Moment of Silence and Pledge of Allegiance**
5. **Public Comments on Agenda Items**
6. **Special Recognitions**
 - 6.A. Pledge Leaders
 - 6.B. Future Educators Academy Pilot Project Participants
 - 6.C. TEA Newcomers Community of Practice
 - 6.D. Blessed Are The Peacemakers Award Recipients
 - 6.E. Waco ISD Award for Outstanding Community Partners - Waco-McLennan County Library
7. **Superintendent's Report**
 - 7.A. COVID-19 Vaccination Clinics for Children
 - 7.B. Model Literacy Classrooms Update
 - 7.C. Thanksgiving Family Lunches
8. **Consent Agenda: Consider and Take Appropriate Action**
 - 8.A. Amendments to the 2021-2022 Budget
 - 8.B. Bid Award for Educational Consulting, Professional Development, and Other Student-Based Contracted Services
 - 8.C. Bid Award for Fire Alarm Repairs and Security, Fire and Alarm Monitoring Services
 - 8.D. Bid Award for Instructional Materials and Classroom Supplies
 - 8.E. Bid Award for Stop Loss Insurance

- 8.F. Purchases Over \$50,000 Under Pre-Existing Bid, Purchasing Cooperative, or Allowed Professional Services
- 8.G. Selection of Project Delivery Method for Various School Facilities Projects to Improve Indoor Air Quality and Reduce Exposure to Environmental Health Hazards
- 8.H. Monthly Financial Reports for the Period Ended September 30, 2021
- 8.I. Monthly Financial Reports for the Period Ended October 31, 2021
- 8.J. Resolution to Cast Votes in the McLennan County Appraisal District Board of Directors Election
- 8.K. Second Reading and Adoption of Amendments to Board Policy CV (Local)
- 8.L. School Health Advisory Council (SHAC) Members
- 8.M. Annual Evaluation of the Performance of Campuses Operated by Transformation Waco
- 8.N. Resolution to Initiate the Process for Renewal of Designation as a District Innovation
- 8.O. Special Education Remote Homebound Waiver
- 9. **Review and Discuss Waco ISD's Future Educators Academy Pilot Project**
Presenter: Christine Holecek, Dean of Future Educator's Academy
- 10. **Review and Discuss the Emergent Bilinguals Annual Evaluation and Program Report**
Presenter: Grace Benson
- 11. **Announcements**
- 12. **Closed Session (Texas Government Code, Subchapters D and E)**
 - 12.A. PERSONNEL MATTERS - 551.074 - Superintendent Formative Evaluation
- 13. **Reconvene in Open Session**
- 14. **Adjournment**

Waco Independent School District

Board of Trustee Meeting Agenda Item

Date: November 18, 2021 **Contact Person:** Alice Jauregui

RE: Special Recognitions

=====

Background Information:

Pledge Leaders

Each month, one campus selects two students to lead the Pledge of Allegiance at the regular business meeting of the Waco ISD Board of Trustees. For the month of November, Peyton Carpenter and Reagan Cassandra Maldonado from Lake Air Montessori were selected for this honor.

Future Educators Academy Pilot Project Participants

In March of 2021, Waco ISD was awarded a Pathways in Technology Early College High School (P-TECH) Planning Grant Award of \$111,587. P-TECH students earn a high school diploma, an industry-recognized certification, and an associate degree upon completion of the program.

In August of 2021, Waco ISD was awarded a TCLAS Grant Award of \$238,000 to support and expand the P-TECH program. That is allowing the District to launch an academy focused on education and training, named the Future Educators Academy. During this meeting, Christine Holecek, who is the dean of the academy, will provide a detailed overview of the P-TECH model and the Future Educators Academy.

The academy launched a pilot program this fall, and the District is excited to recognize the following students taking part in the pilot program: Faith Stanley, Jerkendalin Carr, Lexi Moreno, Anthony Lopez, Aaliyah Matthews, Maria-Elena Solorzano, Xiomara Solis, Hailey Mullen, Crystal Richie, Brandon Picazo, Kianna Talley, Smara Fabela, Angela Cibrian, Vanessa Enriquez, Adam Sais, Evelyn Montelongo, Osmar Cazares Guillen, Araceli Chavez, Jacqueline Perez, Stiven Uceda, William (Eli) Ruby, and Jazzmine Long.

TEA Newcomers Community of Practice

Grace Benson, Waco ISD's director of ESL and bilingual education, has been selected by the Texas Education Agency to be part of their Newcomer Community of Practice. Members of the group represent districts across Texas and will be working together to improve the learning outcomes of immigrant students across the state. As a first generation immigrant herself, Benson says, "it is such a great honor for me to help other districts learn from the practices that are helping Newcomer students at Waco ISD and to help immigrant students from all over Texas."

For the first meeting of the community of practice, Waco ISD was asked to provide student speakers to respond to questions about how teachers have helped them succeed. During the meeting, TEA showed videos where newcomers shared practices that are helping them learn and feel welcome at Waco ISD. A resounding message that came across from the students was the sense of "family" that they feel in Waco ISD.

As part of the "We Are Waco ISD" video series, the communications department recently produced a video providing a more detailed look at the difference that the district's newcomers program is making for students. That video can be viewed at <https://youtu.be/TRUeF5PQQUc>.

Blessed Are The Peacemakers Award Recipients

Blessed Are The Peacemakers describes itself as "a collaboration between 501c3 non-profits, peace officers, faith based organizations and concerned citizens focusing on Uniting America, by building trust between citizens and law enforcement." Each year, the coalition recognizes people who contribute to this mission.

Trustee Jeremy Davis has been recognized by Blessed Are The Peacemakers with their 2021 Presidential Lifetime Achievement Award. The award is administered by the President's Council on Service and Civic Participation and encourages citizens to live a life of service.

Waco ISD Police Officer Darius Brown has been recognized by the group as one of their 2021 Community Peacemakers of the Year. The award celebrates individuals who seek to foster safety and growth within their communities.

**Waco ISD Award for Outstanding Community Partners – Waco-McLennan
County Library**

Each month, Waco ISD recognizes a community partner making a difference for students with the Waco ISD Award for Outstanding Community Partners. The recognition celebrates the theme for the 2021-2022 school year that "We Are Waco ISD" and acknowledges that it's not just the employees and students who make the Waco ISD community a great place to teach and learn.

In November, the District is recognizing the Waco-McLennan County Library. The library has worked with Waco ISD to create the Waco ISD Library eCard program which enables students to obtain library cards for quick access to their collection of eBooks, eAudiobooks, eMagazines, and databases. The library has also opened their door to Waco ISD teachers to bring students to the library for special story times and tours.

The library staff have served as advisors to school administrators on updating school libraries. Children's librarians have conducted programs at various elementary schools throughout the years and participated in school events such as Career Day, Back to School Night, Family Reading Night, Open House, Health Fair, and many more. Library staff have also taught specific lessons to high school students, such as "How to Use the Library's Databases."

Waco Independent School District
Board of Trustee Meeting Agenda Item

Date: November 18, 2021

Contact Person: Sheryl Davis

RE: Amendments to the 2021-2022 Budget

=====

Background Information:

The Texas Education Agency has established additional requirements for school district budget preparation. As part of these requirements, a school district must amend the official budget before exceeding a functional expenditure category, i.e., instruction, administration, etc., in the total district budget. Attached are copies of the proposed amendments to the Official Budget identifying details of the requests. The following summarizes the effect of these amendments by functional category.

Summary:

Amendment #011: Food and Nutrition Services (Fund 240)

This amendment will rebudget funds for equipment purchase orders not received as of August 31, 2021. These adjustments are required to appropriately reclassify the budget to the proper expenditure codes per TEA accounting guidelines.

		<u>TEA Revenue/Function Description</u>
Source of Funds:	\$ 351,382	Fund Balance Restricted for Federal & State Grants
Use of Funds:	\$ 351,382	Food Services
Fund Balance Effect	Decrease	

Amendment #012: Athletics (Fund 199)

This amendment will amend in revenue of funds donated by LaDainian Tomlison and the National Football League (NFL) to be used for the broadcasting of University High School football games and place budget for extracurricular contracted services to allow the athletic department to pay for broadcasting services. These adjustments are required to appropriately reclassify the budget to the proper expenditure codes per TEA accounting guidelines.

		<u>TEA Revenue/Function Description</u>
Source of Funds:	\$ 10,000	Local Revenue
Use of Funds:	\$ 10,000	Extracurricular Activities
Fund Balance Effect	None	

Amendment #013: Fine Arts (Fund 199)

This amendment will reallocate funds originally budgeted for instructional part-time tutoring to security and monitoring services for extra-duty. These adjustments are required to appropriately reclassify the budget to the proper expenditure codes per TEA accounting guidelines.

		<u>TEA Revenue/Function Description</u>
Source of Funds:	\$ 500	Community Services
Use of Funds:	\$ 500	Security and Monitoring Services
Fund Balance Effect	None	

Amendment #014: English Learners Department (Fund 199)

This amendment will reallocate funds originally budgeted for instructional supplies to cover travel for professional development. These adjustments are required to appropriately reclassify the budget to the proper expenditure codes per TEA accounting guidelines.

		<u>TEA Revenue/Function Description</u>	
Source of Funds:	\$	2,999	Instruction
Use of Funds:	\$	2,999	Curriculum & Instructional Staff Development
Fund Balance Effect		None	

Amendment #015: Special Education Department (Fund 199)

This amendment will reallocate funds originally budgeted for instructional and evaluation services to instructional leadership for contracted services, supplies and travel. These adjustments are required to appropriately reclassify the budget to the proper expenditure codes per TEA accounting guidelines.

		<u>TEA Revenue/Function Description</u>	
Source of Funds:	\$	35,000	Instruction & Guidance, Counseling & Evaluation Services
Use of Funds:	\$	35,000	Instructional Leadership
Fund Balance Effect		None	

A copy of the amendments are attached for your review detailing line items to be adjusted.

Fiscal Implications:

Amendment #011 reduces the fund balance restricted for federal and state grant programs, i.e. the National School Breakfast and Lunch Program, in the Child Nutrition Fund by \$351,382. The fund currently has an excess fund balance and these expenditures are part of the plan submitted to the Texas Department of Agriculture to reduce the fund balance. The remaining amendments have no impact on fund balance.

Administrative Recommendation(s):

The administration recommends that the Board of Trustees approve the budget amendments, as presented.

Waco Independent School District

Board of Trustee Meeting Agenda Item

Date: November 18, 2021

Contact Person: S. Smith

RE: Bid Award for Educational Consulting, Professional Development, and Other Student-Based Contracted Services

=====

Background Information:

Request for Proposal, RFP # 21-1182, Educational Consulting, Professional Development, and Other Student-Based Contracted Services have been received for the purpose of creating a list of vendors which can service the District. We received three (3) responses during the past month. One vendor is not being recommended because they are not an educational consulting, professional development, or other student-based service provider. That vendor is Starks Janitorial Services, a retail supply company. The recommended two will be added to our previously approved list of one hundred and five (105) responses.

Examples of the types of services covered under this RFP are:

- Academic Educational Consultant
- Professional / Staff Development Training
- Motivational or Professional Speaker
- Program Review/Recommendation Services
- Data/Statistical Analysis
- Curriculum Design
- Evaluator Services
- Judging Services
- Technology Analysis / Consultant
- Operations Analysis / Consultant
- Grant Evaluation Services
- Presentations / Programs for staff and students (e.g. authors)
- Marching Band / Drill / Cheer Design and Choreography (includes camps)
- Theatre Coaching Services
- Instructors for outside of the school day classes (art, photography, gardening, tennis, Zumba, etc.)
- Speaker(s) for Assembly Programs
- Other services deemed appropriate for this request

In an effort to create inclusivity with our consulting, professional development, and student-based contracted services vendors and in light of changes made in 2019 by the Texas Education Agency's, Financial Accountability Systems Resource Guide (FASRG) Module 5 – Purchasing, the Business Services Department has elected to utilize the Extended Period for Multiple Award Contracts as shown in the FASRG excerpt shows.

3.16.6 Limited Response Period versus Extended Period for Multiple Award Contracts

Normal procurement practices will allow solicitation responses to be submitted to the district within a limited, specific time period, usually two to three weeks. The district may want to review past policies to determine if a limited response time is in the best interest of the district and the needs of its end users.

Consideration may need to be given to have an extended opening for receiving responses.

- Limited Response Period. This choice is considered a normal, formal RFP. Examples include newspaper advertisements and awards made and limited to only the responders that submitted and awarded for the solicitation.
- Extended Response Period. This choice is more informal than a limited response period. The major difference is the date the responses are due. This method allows for responses to be accepted throughout an extended period such as the date of the contract award expiration and awards made periodically. Periodic board approval may also be required. For newspaper advertisements, our District will continue to publicize periodic republication through our website and continue to enlist the assistance of the three (3) Chamber of Commerce's, as received on this first solicitation. The advertisement will address concerns about transparency by announcing the solicitation to new readers even though the statutory requirements were met by the initial publication.

The intent for awarding additional vendors to this bid will be done on an as needed basis. Vendors submitting a response by the end of each month will be submitted for consideration at the next board meeting.

Fiscal Implications:

The cost of these items will be charged to the appropriate campus/department budget.

Administrative Recommendation(s):

The Administration recommends that the Board of Trustees approve the additional two (2) vendors for the Educational Consulting, Professional Development, and Other Student-Based Contracted Services bid, as presented.

Agile Designs and Services LLC

Company Name: Agile Designs and Services LLC

Street Address: 8527 Antler Dr

City, State, Zip: Saint Louis, MO 63117

Contact Name: Dr. Shenelle DuBose

Contact Phone Number: 3144800677

Contact Email Address: shenelle@agiledesignservices.com

Category of Service Provided: Professional/Staff Development Training

Target Audience: Adminstrative Retreats for Vision Planning and Goals Setting. Board Retreats. Leaders in year 1-3 in need of mentorship, leadership coaching, or performance coaching. Staff development for teachers who desire greater student engagement and applicability of learning.

Description of Services: Option 1: We will meet with the administrative team and customize the training plan and golf experience. The Agile Team will plan, facilitate and provide all essentials (including meals and equipment) needed for the golf experience. We will provide a leadership experience that is engaging, educational, collaborative and inspiring for leaders.Option 2: In addition to Option 1, we will provide continued professional development at the school site as follow-up training. We will support leaders with program monitoring. Option 3: In addition to Options 1 and 2, leaders will receive leadership (executive) coaching to further support leaders personal and professional development. Professional Development for Leaders on topics such as: Leadership Style, Organizational Decision-Making, Succession Planning for Retiring Teachers and Leaders, Workplace Communication Style, Emotional Intelligence, Working with the Union or Organized Labor Team, Employee Engagement, Effective Collaboration, Building Your Future Leaders, Workplace Performance, Navigating Change Management, Tools for Innovative Leaders - Professional Development that can customized.

Pricing: The fee for Option 1 is \$42,800The fee for Option 2 is \$53,800The fee for Option 3 is \$74,000Professional Development as a standalone - \$5500 per session

Larry Qu (Lawrence Qu)

Company Name: Lawrence Qu

Street Address: 905 McCandles Rd

City, State, Zip: Waco, Texas, 76705

Contact Name: Kimberly Helen Bobbitt

Contact Phone Number: 6615655076

Contact Email Address: kimberlyb@thecovewaco.org

Category of Service Provided: Educational Activity Provider for Students

Target Audience: Homeless Youth ages 14-18 who are enrolled in Waco ISD and attend Cove Programming after school

Description of Services: Provide supplemental tutoring services for the Office of Homeless Outreach Services at The Cove in all academic subjects up to 4 days a week (M-Th) between 5-8 pm

Pricing: 25 dollars per hour.

Waco Independent School District

Board of Trustee Meeting Agenda Item

Date: November 18, 2021

Contact Person: S. Smith/A. Villanueva

RE: Bid Award for Fire Alarm Repairs and Security, Fire, and Alarm Monitoring Services

=====

Background Information:

Request for Proposal, RFP # 21-1202, Fire Alarm Repairs and Security & Fire Alarm Monitoring Services, has been issued and opened for the purpose of awarding a contractor to provide the Fire Alarm Repairs and any installations on an as needed basis as well as provide the Security & Fire Alarm Monitoring Services on a 24 hour, 7 day a week basis. We received two (2) proposals for this solicitation, Firetrol Protection Systems and Therrell Alarm Protection Service. After the Facilities and Maintenance Department evaluated the bids, it was determined that Firetrol Protection System offered the best value to the District and therefore recommends they be the awarded contractor. A bid tabulation along with a combine scoresheet is attached for your review

This bid will expire November 30, 2022 with three (3) additional one (1) year renewal options.

Fiscal Implications:

The cost of this service will be charged to the appropriate contracted services budget.

Administrative Recommendation(s):

The Administration recommends that the Board of Trustees approve the bid award for Fire Alarm Repairs and Security & Fire Alarm Monitoring Services to Firetrol Protection System, as presented.

RFP # 21-1202
 Fire Alarm Repairs Security and Fire Alarm Monitoring
 Bid Tabulaton

Pricing Description:	Firetrol	Therrell
Pricing - Security and Fire Monitoring		
Price per Panel per month - Security	\$ 15.00	\$ 22.50
Price per Panel per month - Fire	\$ 40.00	\$ 29.50
Pricing - Fire Alarm Repairs & Installation		
Maximum Hourly Rate for Licensed Fire Alarm Technician	\$ 90.00	\$ 75.00
Maximum Hourly Rate for Fire Alarm Laborer	\$ 65.00	\$ 60.00
Materials Mark-up	25.00%	35.00%
Annual Inspection		
Annual Price to inspect all panels	\$ 17,650.00	\$ 45,225.00
Estimated Annual Cost		
Monitoring	\$ 21,180.00	\$ 20,424.00
Annual Inspection	17,650.00	45,225.00
Estimated Annual Cost	\$ 38,830.00	\$ 65,649.00

Fire Alarm Repairs and Security and Fire Alarm Monitoring Services Combined Evaluation Scoresheet

Evaluation Criteria:	Max Points	Firetrol	Therrell
Price:	30	27.85	28.17
Experience and Reputation:			
➤ Experience doing business with Waco ISD	5		
Average of all Evaluators		1.00	1.33
➤ Experience doing this type of business	15		
Average of all Evaluators		13.67	11.33
➤ Experience doing business with other school districts	10		
Average of all Evaluators		9.67	7.00
Quality of Goods and Services:			
➤ Based on external references	15		
Average of all Evaluators		14.00	9.00
➤ Based on external reference for outsourced Monitoring Company	15		
Average of all Evaluators		13.33	11.00
➤ Fire Alarm Certifications	5		
Average of all Evaluators		5.00	3.67
➤ Central Station U.L. Certification	5		
Average of all Evaluators			
Total:	100		
Average of all Evaluators		89.52	75.17

Waco Independent School District

Board of Trustee Meeting Agenda Item

Date: November 18, 2021

Contact Person: S. Smith

RE: Approve Bid Award for Instructional Materials and Classroom Supplies

=====

Background Information:

Request for Proposal, Bid# 21-1200, for instructional materials and classroom supplies have been received for the purpose of creating a list of vendors which can be utilized by the District to provide supplies and instructional materials for the classrooms on an as needed basis. The District received two hundred twenty-eight responses for this bid. The vendor listing is attached for your review. All responses were accepted, therefore, there are no evaluation scoresheets attached.

This initial bid will expire November 30, 2025. The District reserves the right to issue supplemental bids at the end of each year if additional vendors are needed.

Fiscal Implications:

The cost of these supplies will be charged to the appropriate campus/department budget.

Administrative Recommendation(s):

The Administration recommends that the Board of Trustees approve the list of vendors for instructional materials and classroom materials, as presented.

RFP # 21-1200 Instructional Materials and Classroom Supplies

<u>Participant Name</u>	<u>Address</u>	<u>City</u>	<u>State</u>
A Plus Teaching Supplies (E.W. Incorporated)	5710 Warden Road Ste 1	Sherwood	AR
A to Z Books, LLC	380 Woodward Crescent	West Seneca	NY
ABDO Publishing Company	PO Box 398166	Minneapolis	MN
Abecedarian	P. O. Box 92843	Austin	TX
Academy Global Learning	610 Rozelle Ave. Sugar Land, TX	Houston	TX
Accelerate Learning Inc.	5177 Richmond Ave., Suite 1025	Houston	TX
ACE Educational Inc. (ACE Educational Supplies)	6919 W Broward Blvd 210	Plantation	FL
ACP Direct (Affordable Computer Products)	PO Box 703168	Dallas	TX
ACT, Inc.	500 ACT Dr	Iowa City	IA
Adorama Inc.	42 West 18th Street	New York	NY
Alert Services, Inc.	P.O. Box 1088	San Marcos	TX
American Ceramic Supply Company	2442 Ludelle Street	Fort Worth	TX
American Reading Company	480 Norristown Road	Blue Bell	PA
AmpedUpLearning	6234 Bentwood Dr.	Midlothian	TX
Antonio Strad Violin LLC	10288 San Pedro	San Antonio	TX
AP Chem Solutions	PO Box 193	Carleton Place	ON Canada
Apogee Components, Inc.	4960 Northpark Dr	Colorado Springs	CO
Asel Art Supply Inc	2701 Cedar Springs	Dallas	TX
Attainment Company, Inc.	P.O. Box 930160	Verona	WI
Audio Visual Aids Corp (Audio Visual Aids Company)	2903 N Flores St	San Antonio	TX
B & H Foto & Electronics Corp.	P.O. Box 28072	New York	NY
Ballard & Tighe, Publishers (Educational IDEAS INC.)	Ballard & Tighe, Publishers	Brea	CA
Barnes & Noble (Barnes & Noble Inc)	PO Box 930455	Atlanta	GA
Batteries Plus Waco/Temple/Harker Heights (Glacierbeach)	4300 W. Waco Dr.	Waco	TX
Blick Art Materials (Blick Art Materials LLC)	6910 Eagle Way	Chicago	IL
Resources)	12621 Western Ave	Garden Grove	CA
Bookelicious, LLC	555 Bryant ST. #353	Palo Alto	CA
BrightThinker, Inc.	PO Box 292632	Lewisville	TX
Brodart Co.	100 North Rd	McElhattan	PA
Bruins Montessori Int'l USA Inc.	4651 S. Westmoreland RD	Dallas	TX
Capstone (Coughlan Companies, Inc.)	3680 Momentum Place	Chicago	IL
CareerSafe LLC (K2Share LLC)	1005 University Dr E	College Station	TX
Carolina Biological Supply	2700	Burlington	NC
Carolyn Nussbaum Music Company	625 Digital Drive Ste 300	Plano	TX
Carson Dellosa Publishing, LLC (Carson Dellosa Education)	PO BOX 679845	DALLAS	TX
CDW Government LLC	75 Remittance Dr Suite 1515	Chicago	IL
Cengage Learning, Inc.	Cengage Learning, Inc.	Chicago	IL
CEV Multimedia, Ltd.	1020 SE Loop 289	Lubbock	TX
Champion Teamwear (It's Greek To Me, Inc)	PO Box 959741	St Louis	MO
Charles Kirk Services & Supplies	3416 Fadal Avenue	Waco	TX
Children's Plus, Inc.	P.O. Box 847	Beecher	IL
Complete Book & Media Supply, Inc	715 Discovery Blvd	Cedar Park	TX
Continental (The Continental Press Inc)	520 E Bainbridge St	Elizabethtown	PA

RFP # 21-1200 Instructional Materials and Classroom Supplies

<u>Participant Name</u>	<u>Address</u>	<u>City</u>	<u>State</u>
Coole School, Inc.	1213 W. Loop N.	Houston	TX
Creative Mathematics (Kimberly Sutton)	4001 West End Rd. Ste. 6	Arcata	CA
Crisis Prevention Institute	10850 W. Park Place, Suite 600	Milwaukee	WI
Davis Publications, Inc.	50 Portland Street	Worcester	MA
Delaney Educational Enterprises	P.O. Box 656	Peotone	IL
DEMCO, Inc.	PO Box 8048	Madison	WI
Different Roads to Learning	121 W. 27th Street	New York	NY
Discount School Supply (Earlychildhood, LLC)	20 Ryan Ranch Road, Suite 200	Monterey	CA
Dr. Ruby K. Payne, dba aha! Process, Inc.	421 Jones Rd	Highlands	TX
Dr. Sumiko Hamilton-Hervey	20714 Raven Mist Ct	Katy	TX
DynaStudy, Inc.	1401 Broadway Street	Marble Falls	TX
EAI Education (Eric Armin Inc)	PO Box 416366	Boston	MA
ECS Learning Systems	116 Kestrel Dr.	Spring Branch	TX
Edmentum	5600 West 83rd Street, Suite 300	Bloomington	MN
Educational Innovations, Inc.	5 Francis J. Clarke Circle	Bethel	CT
Educational Products, Inc.	39401 Treasury Center	Chicago	IL
eduphoria!	1700 Alma	Plano	TX
EDVOTEK	PO Box 341232	Bethesda	MD
Ellison Educational Equipment Inc	25862 Commercentre Dr	Lake Forest	CA
Emergent Tree Education	8913 Spring Lake Dr	Austin	TX
Empowering Writers, LLC	731 Main Street, Suite 117	Monroe	CT
Encyclopaedia Britannica Inc.	PO Box 95225	Chicago	IL
Equity Consultation Designs and Services (Dr. J. Denee', LLC)	11155 Reisterstown Road	Owings Mills	MD
ETA hand2mind (hand2mind, Inc.)	6642 Eagle Way	Chicago	IL
ETC Montessori (Montessori Connections)	979 Reseda Dr.	Houston	TX
Express Booksellers (Express Booksellers, LLC)	1250 Majesty Dr.	Dallas	TX
Fisher Science Education (Fisher Scientific Co., LLC)	P.O. Box 404705	Atlanta	GA
Flatt Stationers, Inc	206 W Commerce	Mexia	TX
Flinn Scientific Inc	PO Box 219	Batavia	IL
Florida Virtual School	2145 Metrocenter Blvd, Suite 100	Orlando	FL
Focused Minds Education Group	7697 Kennington Ln	Jonesboro	GA
Follett School Solutions, Inc.	91826 Collection Center Dr.	Chicago	IL
Frog Publications, Inc	11820 Uradco Pl; Suite 105	San Antonio	FL
Frog Street Press, Inc.	530 S. Nolen Drive	Southlake	TX
GF Educators	P.O.Box 1309	Mineola	TX
Gibbs Smith Education (Gibbs M. Smith, Inc.)	1877 E. Gentile Street / P.O. Box 667	Layton	UT
Great Ideas for Teaching	P.O. Box 444	Wrightsville Beach	NC
Health Edco (SJS Partnership DBA WRS Group, Ltd.)	PO BOX 678405	Dallas	TX
Heggerty Phonemic Awareness (LITERACY RESOURCES, LLC)	PO Box 7143	Carol Stream	IL
Heinemann (Greenwood Publishing Group LLC)	15963 Collections Center Drive	Chicago	IL
Holtzbrinck Publishers, d/b/a MPS, c/o Bedford Freeman and Worth Publishing Group (c/o Bedford, Freeman and Worth Publishing Group)	Macmillan Holdings LLC dba Holtzbrinck	Palatine	IL

RFP # 21-1200 Instructional Materials and Classroom Supplies

<u>Participant Name</u>	<u>Address</u>	<u>City</u>	<u>State</u>
Houghton Mifflin Harcourt Publishing	14046 Collections Center Drive	Chicago	IL
Image Maker 4U, Inc.	P.O. Box 668	Hughes Springs	TX
In Depth Events, Inc.	100 Highridge Farms Rd.	McKinney	TX
Inclusive TLC (Wallace Imports)	2206 Legacy Oak Drive	Waxhaw	NC
Innovative Learning Concepts Inc.	5445 Mark Dabling Blvd	Colorado Springs	CO
Integral Mathematics, Inc.	8936 Kennsington St	Frisco	TX
IPEVO Inc	440 N. Wolfe Road	Sunnyvale	CA
iTutoring.com, Inc.	PO Box 12161	Dallas	TX
IXL Learning, Inc.	777 Mariners Island Boulevard Suite 600	San Mateo	CA
Jostens, Inc.	7760 France Ave S	Minneapolis	MN
Junior Library Guild (MT Library Services, Inc)	7858 Industrial PKWY	Plain City	OH
Kaeden Publishing (Kaeden Corporation)	Kaeden Publishing	Rocky River	OH
KAMICO Instructional Media, Inc.	PO Box 1143	Salado	TX
Kaplan Early Learning kCo.	PO Box 890575	Charlotte	NC
Keystone Books and Media	1387 Dutch American Way	Beecher	IL
Kodo Kids (Chalk Spinner LLC dba Kodo Kids)	155 Alter St., Unit F	Broomfield	CO
Lakeshore Equipment Company (Lakeshore Learning Materials)	2695 E. Dominguez Street	Carson	CA
Lama Sewing Kits, Inc.	PO BOX 681	Mount Airy	MD
Leadership Empowerment Group, LLC.	805 S. Missouri Ave.	Hidalgo	TX
Learning Without Tears (No Tears Learning, Inc)	806 West Diamond Ave	Gaithersburg	MD
Inc.)	10531 Gulfdale	San Antonio	TX
Lectorum Publications, Inc.	205 Chubb Avenue	Lyndhurst	NJ
Lee's School Supplies, Inc.	1629 Plum Creek Drive	Midlothian	TX
Lexia Learning Systems LLC	300 Baker Ave	Concord	MA
Lockfast LLC	107 Northeast Drive	Loveland	OH
Luz M. Roth	2114 NORWOOD ST	SHERMAN	TX
Macie Publishing Company	155 Main Street, #452	Peapack	NJ
Mackin Educational Resources (Mackin Book Company)	3505 County Road 42 West	Burnsville	MN
Magazine Subscriptions PTP	2707 Princeton Dr	Austin	TX
Maitri Learning	131 Tob Hill Road	Westhampton	MA
Maps101 (Maps101, a division of Maps.com)	120 Cremona Dr	Santa Barbara	CA
Marco Products Inc.	1443 Old York Rd	Warminster	PA
Mardel Christian and Education (Mardel, Inc.)	7727 SW 44th St.	Oklahoma City	OK
MaryRuth Books, INC.	18660 Ravenna Road	Chagrin Falls	OH
Math GPS, LLC	P.O. Box 356	Boerne	TX
MathWarm-Ups.com (Baker & Petsche Publishing LLC)	45 Meandering Way	Round Rock	TX
Maxiaids Inc	42 Executive Blvd	Farmingdale	NY
LLC)	2025 Washington Avenue	Waco	TX
McGraw-Hill School Education, LLC	McGRAW-HILL SCHOOL EDUCATION HO	Chicago	IL
Medco Supply Company (Performance Health Supply)	PO Box 21773	Chicago	IL
Medicaleshop Inc.	87, Danbury Road	New Milford	CT
Mentoring Minds, L. P.	P. O. Box 8843	Tyler	TX
Mountain Math/Language, LLC	PO Box 150430	Ogden	UT

RFP # 21-1200 Instructional Materials and Classroom Supplies

<u>Participant Name</u>	<u>Address</u>	<u>City</u>	<u>State</u>
Multi-Health Systems Inc.	PO Box 950	North Tonawanda	NY
Music In Motion	1601 E Plano Pkwy #100	Plano	TX
Nasco	901 Janesville Ave	Ft. Atkinson	WI
National Educational Systems, Inc.	6333 De Zavala Road, Suite 106	San Antonio	TX
Nature Watch (Minds On Education)	5312 Derry Ave	Agoura Hills	CA
NCS Pearson, Inc., through its Clinical Assessment business (NCS Pearson, Inc.)	13036 Collections Center Dr	Chicago	IL
Nearpod Inc.	18305 Biscayne Blvd.	Aventura	DE
Newsela	500 5th Avenue	New York City	NY
Nitty Gritty Science, LLC	9500 Shevlin Ct	Nokesville	VA
Notable Inc. Kami	8605 Santa Monica PMB 57387	West Hollywood	CA
Officewise	1301 13th St	Lubbock	TX
Okapi Educational Publishing	42381 Rio Nedo	Temecula	CA
Oriental Trading Company, Inc.	PO Box 790403	St Louis	MO
Otter Graphics Inc.	1237 S Victoria Ave	Oxnard	CA
Pacific Northwest Publishing	P.O. Box 50610	Eugene	OR
PASCO scientific	10101 Foothills Blvd	Roseville	CA
Penn State Industries	9900 Global Road	Philadelphia	PA
Peoples Education Inc.	Peoples Education	Saddle Brook	NJ
Perfection Learning Corporation	1000 N 2nd Ave., PO Box 500	Logan	IA
Perma-Bound Books (Hertzberg-New Method, Inc.)	617 E. Vandalia Road	Jacksonville	IL
Perry Office Plus (Perry Office Products)	PO Box 1200	Temple	TX
Piraino Consulting, Inc.	P.O. Box 11810	Conway	AR
PitscoEducation (Pitsco, Inc)	PO Box 844168	Dallas	TX
Plyomat (Athletic Assessment Technology)	2085 Pendleton Place Northwest	Suwanee	GA
Positive promotions	15 Gilpin Ave	Hauppauge	NY
Precision Business Machines, Inc.	1509 Falcon Dr.	DeSoto	TX
Prestwick House Inc	P O Box 658	Clayton	DE
PRO-ED, Inc.	P. O. Box 679029	Dallas	TX
Project Lead The Way, Inc.	3939 Priority Way S Dr	Indianapolis	IN
QEP Professional Books (QEP, Inc.)	PO Box 864964	Plano	TX
QuaverMusic.com, LLC	1706 Grand Ave.	Nashville	TN
Quill Corporation	PO Box 37600	Philadelphia	PA
Rainbow Book Company	Rainbow Book Company	Crete	IL
RALLY! Education	22 Railroad Ave.	Glen Head	NY
Ray Young Jr.	1301 Saint Michaels Dr.	Arlington	TX
Readiness Set Go! LLC	403 S Cypress Estates Cir	Spring	TX
Really Good Stuff	PO Box 1111	Shelton	CT
Renaissance Learning, Inc.	PO Box 64910	St. Paul	MN
Research Press Publishers	2612 N. Mattis Ave	Champaign	IL
Rethink Autism, Inc.	49 West 27th Street	New York	NY
Reynolds Manufacturing Corporation	P.O. Box 6058	Abilene	TX
Richard C. Owen Publishers, Inc.	P.O. Box 585	Katonah	NY
Ripple Effects, Inc.	4020 East Madison Street.	Seattle	WA
Riverside Insights (Riverside Assessments, LLC)	PO Box 7410058	Chicago	IL

RFP # 21-1200 Instructional Materials and Classroom Supplies

<u>Participant Name</u>	<u>Address</u>	<u>City</u>	<u>State</u>
RoboKind LLC	1601 Bryan Street	Dallas	TX
RobotShop Distribution Inc	RobotShop Distribution Inc Warehouse	Swanton	VT
Romeo Music	136 Levee Place	Coppell	TX
Rosen Classroom Or Rosen Digital OR Jackdaw Publications (Rosen Publishing Group, Inc.)	29 East 21st Street	New York	NY
S & S worldwide	PO Box 210	Hartford	CT
Saddleback Educational Publishing, Inc.	3120 Pullman Street	Costa Mesa	CA
Sargent-Welch (Sargent-Welch VWR)	P.O.Box 644286	Pittsburgh	PA
Savvas Learning Company LLC (Gateway Education LLC)	15 E Midland Ave, Suite 502	Paramus	NJ
Scholastic Book Fairs	PO Box 3745	Jefferson City	MO
Scholastic Library Publishing, Inc	PO Box 416849	Boston	MA
ScholasticInc.	PO Box 639852	Cincinnati	OH
School Datebooks	2880 US Hwy 231 S	Lafayette	IN
School Mate (Morris Printing Group, Inc.)	P.O. Box 2110	Kearney	NE
School Nurse Supply, Inc.	1690 Wright Blvd	Schaumburg	IL
School Specialty	32656 Collection Center Drive	Chicago	IL
SchoolKidz.com LLC (Kits for Kidz)	900 S Frontage Rd	Woodridge	IL
Sebco Books (Library Sales, Inc.)	2001 SW 31st Ave	Pembroke Park	FL
Sirius Education Solutions (Sirius Education Solutions LLC)	1108 Lavaca Street, Suite 110-197	Austin	TX
Sketchforschools Publishing, Inc.	2716 North University Road	Spokane Valley	WA
Slosson Educational Publications, Inc	PO Box 280	East Aurora	NY
Social Studies School Service	10200 Jefferson Blvd	Culver City	CA
Social Thinking (Think Social Publishing, Inc)	404 Saratoga Ave	Santa Clara	CA
Steps To Literacy	PO Box 6737	Bridgewater	NJ
Summit K12 Holdings Inc	P.O. Box 26841	Austin	TX
Super Duper Publications (Super Duper Inc)	PO Box 24997	Greenville	SC
Superior Text LLC	151 Airport Industrial Dr.	Ypsilanti	MI
Supporting Science, Inc.	275 Campfire Way	Smithville	TX
Tardy Calculator (PC Innovations, Inc.)	PO Box 100407	San Antonio	TX
Taylor & Francis	6000 Broken Sound Parkway	Boca Raton	FL
Teacher Created Materials, Inc.	5301 Oceanus Drive	Huntington Beach	CA
Teacher's Tools	9982 Grapevine Hwy	Hurst	TX
Teachers Discovery (American Eagle Co Inc)	2741 Paldan Drive	Auburn Hills	MI
Teaching Strategies LLC	4500 East-West Highway #300	Bethesda	MD
Teaching Systems, Inc	4601 Hollow Tree Drive	Arlington	TX
Technical Laboratory Systems	P.O. Box 218609	Houston	TX
Texas Art Supply	2001 Montrose Blvd	Houston	TX
Texas Pride Marketing	6315 B FM 1488	Magnolia	TX
LLC)	936 Curie Dr	Alpharetta	GA
TFD Supplies (TFD Unlimited, LLC)	13 Executive Dr	Fairview Heights	IL
The Booksource	1230 Macklind Ave	St. Louis	TX
The College Board (The College Entrance Examination Board)	250 Vesey Street	New York	NY
The Library Store, Inc	P.O. Box 964	Tremont	IL
The Master Teacher, Inc	PO Box 1207	Manhattan	KS

RFP # 21-1200 Instructional Materials and Classroom Supplies

<u>Participant Name</u>	<u>Address</u>	<u>City</u>	<u>State</u>
Theatre House (Fourth Wall LLC)	400 W 3rd St.	Covington	KY
Theatrefolk Ltd.	228 Park Ave S #32457	New York	NY
Therapro, Inc.	P.O. Box 847274	Boston	MA
Thimble.io	255 Great Arrow Avenue	Buffalo	NY
Transforming Education, Inc	6 Liberty Square	Boston	MA
Trinity3 LLC (Trinity3 Technology)	650 Pelham Blvd. Suite 600	St. Paul	MN
U S Toy Co Inc/Constructive Playthings	13201 Arrington Rd	Grandview	MO
Valley Speech Language and Learning Center	535 Stovall Rd	Brownsville	TX
VIS Enterprises	2221 Tamarisk	Plano	TX
Vista Higher Learning, Inc.	500 Boylston Street, Suite #602	Boston	MA
Voyager Sopris Learning, Inc.	PO Box 844615	Boston	MA
VWR international, LLC - Ward's Science (VWR Funding, Inc.)	P.O.Box 644312	Pittsburgh	PA
Wonder Media, LLC	611 Aqueduct Way	Solvang	CA
Wood Etc. Co.	P.O. Box 141325	Irving	TX

Waco Independent School District
Board of Trustee Meeting Agenda Item

Date: November 18, 2021 Contact Person: S. Smith/D. Lopez

RE: Bid Award for Stop Loss Insurance

=====

Background Information:

Request for Proposal, RFP # 21-1203, Stop Loss Insurance, was issued and opened for the purpose of awarding this bid to a company which can provide stop loss insurance for the District's self-insured medical and prescription drug plans. Stop-loss is an extra layer of insurance that an employer purchases to protect itself from paying healthcare costs that exceed the allowable covered expenses under a self-funded plan. Under a stop loss policy, the insurance company becomes liable for losses that exceed certain limits or deductibles. Current coverage includes a specific deductible of \$150,000. This means that, for any claim for which accumulated expenses exceed the deductible, the maximum amount that the District will pay on that claim is \$150,000. The insurance company will reimburse the District for the excess amount. The higher the deductible, the greater the risk to the District.

The District received proposals from three (3) vendors. Those vendors were Sun Life, Symetra, and Blue Cross Blue Shield of Texas. Premium proposals were requested for three levels of deductible: \$150,000, \$175,000, and \$200,000. The proposal offered by Symetra is \$121,416 less than our current stop loss premium, maintains the \$150,000 deductible, and contains no lasers. Stop-loss lasering is the practice of attaching higher points to self-insured health-plan members who have costly claims histories or an expectation that they will become high-cost claimants.

The administration feels that it is in the District's best interest to continue with the \$150,000 deductible to minimize the potential risk to the District. Moving to \$175,000 would save \$184,624 in premium however, in the first eight months of the 2021 plan year, we have recovered \$100,000 of that savings on just four claims. Additionally, there is another claim which has exceeded \$150,000, two claims within \$20,000 of the deductible, and another six claims on the watch list.

The annual premium for this plan is \$1,486,054 and will be funded from the District's self-insurance fund. The administration has determined that the proposal from Symetra is the best value to the district.

Fiscal Implications:

The annual premium for this plan is \$1,486,054, an annual savings of \$121,416, from the current coverage. Funding for the coverage is through the District's self-insurance fund.

Administrative Recommendation(s):

The Administration recommends that the Board of Trustees approve the bid award for Stop Loss Insurance to Symetra, as presented.

Waco ISD

January 1, 2022 Stop Loss

Natalie Haskett | October 29, 2021



Gallagher

Insurance | Risk Management | Consulting



Initial Round Summary

RFP Time Line	Date Released
RFP Release	September 24, 2021
Questions Due	October 8, 2021
Addendum #1	October 11, 2021
RFP Responses Due	October 18, 2021

Vendor List	Line of Coverage	Responsiveness	Responsibility
BCBS	Stop Loss	Monday, October 18, 2021	Quote Received - Did not meet RFP Guidelines
Stealth			
American Fidelity	Stop Loss	Monday, October 18, 2021	Quote Received - Met RFP Guidelines
Berkshire Hathaway	Stop Loss	Monday, October 18, 2021	Quote Received - Met RFP Guidelines
US Fire / Partners MGU	Stop Loss	Monday, October 18, 2021	Quote Received - Met RFP Guidelines
Symetra	Stop Loss	Monday, October 18, 2021	Quote Received - Met RFP Guidelines
Sun Life	Stop Loss	Monday, October 18, 2021	Quote Received - Met RFP Guidelines
Unum	Stop Loss	Monday, October 18, 2021	Quote Received - Met RFP Guidelines

*While Gallagher does not guarantee the financial viability of any health insurance carrier or market, it is an area we recommend that clients closely scrutinize when selecting a health insurance carrier. There are a number of rating agencies that can be referred to including, A.M. Best, Fitch, Moody's, Standard & Poor's, and Weiss Ratings (The Street.com). Generally, agencies that provide ratings of Health Insurers, including traditional insurance companies and other managed care organizations, reflect their opinion based on a comprehensive quantitative and qualitative evaluation of a company's financial strength, operating performance and market profile. However, these ratings are not a warranty of an insurer's current or future ability to meet its contractual obligations.



BAFO Summary

RFP Time Line	Date Released
RFP Release	September 24, 2021
Questions Due	October 8, 2021
Addendum #1	October 11, 2021
RFP Responses Due	October 18, 2021
BAFO Responses Due	October 29, 2021

Vendor List	Line of Coverage	Responsiveness	Responsibility
BCBS	Stop Loss	Friday, October 29, 2021	Quote Received - Met RFP Guidelines
Stealth			
Symetra	Stop Loss	Friday, October 29, 2021	Quote Received - Met RFP Guidelines
Sun Life	Stop Loss	Friday, October 29, 2021	Quote Received - Met RFP Guidelines

*While Gallagher does not guarantee the financial viability of any health insurance carrier or market, it is an area we recommend that clients closely scrutinize when selecting a health insurance carrier. There are a number of rating agencies that can be referred to including, A.M. Best, Fitch, Moody's, Standard & Poor's, and Weiss Ratings (The Street.com). Generally, agencies that provide ratings of Health Insurers, including traditional insurance companies and other managed care organizations, reflect their opinion based on a comprehensive quantitative and qualitative evaluation of a company's financial strength, operating performance and market profile. However, these ratings are not a warranty of an insurer's current or future ability to meet its contractual obligations.



First Round Summary

- Sun Life – renewal came in at +16% over current
 - Matching current ISL is \$150,000
 - Firm, no lasers.
- Stealth quoted 5 other carriers
 - Lowest – Unum (-10%)
 - Highest – Berkshire Hathaway (+15%)
 - All quotes pending additional claims info
- BCBS – highest offer at +19%
 - Only quoted coverage for medical claims only



BAFO Summary

- Sun Life – brought renewal down to a rate pass
 - Matching current ISL is \$150,000
 - Firm, no lasers.
- Symetra – came down to -8% over current
 - Firm, no lasers
- BCBS – highest offer at +82%
 - Quote includes coverage for both Medical and Rx claims
 - Firm, no lasers



Quote Analysis (\$150K ISL)

Carrier	Specific Deductible	Contract Terms	Total Fixed Costs	Maximum Claims Funding	Needed to Finalize Proposal	Lasers	Fixed Cost \$ Change Over Current	Fixed Cost % Change Over Current
Sun Life (Current)	\$150,000	24/12	\$1,608,470	\$12,680,445	—	None	—	—
\$150,000 ISL								
Sun Life (Renewal)	\$150,000	Paid	\$1,608,470	\$12,680,445	Firm	None	\$0	0%
Symetra	\$150,000	24/12	\$1,486,054	\$12,754,291	Firm	None	-\$122,417	-8%
BCBS	\$150,000	24/12	\$2,934,040	\$15,660,505	Firm	None	\$1,325,570	82%



Quote Analysis (\$175K ISL)

Carrier	Specific Deductible	Contract Terms	Total Fixed Costs	Maximum Claims Funding	Needed to Finalize Proposal	Lasers	Fixed Cost \$ Change Over Current	Fixed Cost % Change Over Current
Sun Life (Current)	\$150,000	24/12	\$1,608,470	\$12,680,445	—	None	—	—
\$175,000 ISL								
Sun Life	\$175,000	Paid	\$1,461,194	\$13,038,067	Firm	None	-\$147,276	-9%
Symetra	\$175,000	24/12	\$1,301,430	\$12,940,885	Firm	None	-\$307,041	-19%
BCBS	\$175,000	24/12	\$2,221,058	\$16,412,167	Firm	None	\$612,587	38%



Quote Analysis (\$200K ISL)

Carrier	Specific Deductible	Contract Terms	Total Fixed Costs	Maximum Claims Funding	Needed to Finalize Proposal	Lasers	Fixed Cost \$ Change Over Current	Fixed Cost % Change Over Current
Sun Life (Current)	\$150,000	24/12	\$1,608,470	\$12,680,445	—	None	—	—
\$200,000 ISL								
Sun Life	\$200,000	Paid	\$1,314,464	\$13,365,379	Firm	None	-\$294,007	-18%
Symetra	\$200,000	24/12	\$1,154,609	\$13,089,474	Firm	None	-\$453,862	-28%
BCBS	\$200,000	24/12	\$1,847,828	\$17,117,685	Firm	None	\$239,357	15%



Gallagher

Insurance | Risk Management | Consulting

Next Steps

- Decide on Stop Loss Level
- Recommend Carrier to the Board
- Award Carrier
- Plan Year Begins 1/1/22

Disclaimers

- **Solvency Policy Disclaimer-** While GBS does not guarantee the financial viability of any health insurance carrier or market, it is an area we recommend that clients closely scrutinize when selecting a health insurance carrier or HMO. There are a number of rating agencies that can be referred to including, A.M. Best, Fitch, Moody's, Standard & Poor's, and Weiss Ratings (TheStreet.com). Generally, agencies that provide ratings of U.S. Health Insurers, including traditional insurance companies and other managed care (e.g., HMO) organizations, reflect their opinion based on a comprehensive quantitative and qualitative evaluation of a company's financial strength, operating performance and market profile. However, these ratings are not a warranty of an insurer's current or future ability to meet its contractual obligations.
- **Renewal/Financial Disclaimer-** This analysis is for illustrative purposes only, and is not a proposal for coverage or a guarantee of future expenses, claims costs, managed care savings, etc. There are many variables that can affect future health care costs including utilization patterns, catastrophic claims, changes in plan design, health care trend increases, etc. This analysis does not amend, extend, or alter the coverage provided by the actual insurance policies and contracts. See your policy or contact us for specific information or further details in this regard.
- **Legal Disclaimer-** The intent of this analysis [report, letter, etc.] is to provide you with general information regarding the status of, and/or potential concerns related to, your current employee benefits environment. It should not be construed as, nor is it intended to provide, legal advice. Laws may be complex and subject to change. This information is based on current interpretation of the law and is not guaranteed. Questions regarding specific issues should be addressed by legal counsel who specializes in this practice area.

Thank You!

Natalie Haskett
210.348.4110
Natalie_Haskett@ajg.com

70 NE Loop 410
Suite 325
San Antonio, Texas 78216



Gallagher

Insurance | Risk Management | Consulting

RFP # 21-1203 Stop Loss Insurance Evaluation Scoresheet

Evaluation Criteria:	Max Points	Sun Life	Symetra	BCBS
Price (including long term cost to the District):	40	35.63	40.00	23.44
Experience and Reputation:				
Experience doing business with other Texas school districts	5			
Average Score of All Evaluators		5.00	5.00	5.00
Ability to coordinate with medical and pharmaceutical carriers	10			
Average Score of All Evaluators		6.00	5.67	6.67
Offer Plan Mirroring	10			
Average Score of All Evaluators		8.33	9.33	8.00
Timeliness of claim reimbursement	12			
Average Score of All Evaluators		8.00	8.00	8.33
Financial strength and rating of company	5			
Average Score of All Evaluators		5.00	5.00	5.00
Quality of Goods and Services:				
Based on external references	5			
Average Score of All Evaluators		5.00	5.00	5.00
Extent on which the goods and services meet the district's needs	13			
Average Score of All Evaluators		11.67	12.33	9.67
Total:	100			
Average Score of All Evaluators		84.63	90.00	71.11

Waco Independent School District

Board of Trustee Meeting Agenda Item

Date: November 18, 2021

Contact Person: S. Smith

RE: Purchases over \$50,000 Under Pre-Existing Bid, Purchasing Cooperative, or Allowed Professional Service

=====

Background Information:

In April 2020, the Board approved a change in Board Policy CH (Local) that requires all purchase requests over \$50,000 to be approved by the Board of Trustees prior to being made. These purchases will be made under a pre-existing bid or purchasing cooperative. The following purchase requests have been made as of November 18, 2021:

Pre-Existing Bid:

- Littera- \$143,750 – Academic support platform and virtual tutors for after school tutoring at the secondary campuses to address students who need additional intervention – Bid # 21-1182, Educational Consulting, Professional Development, and Other Student-Based Contracted Services

Purchasing Cooperative:

- Vendor to be determined - Quotes are being obtained from Total Office Solutions, Mooreco, and Indeco Sales – not to exceed \$1,500,000 – library furniture refresh for multiple campus – BuyBoard or other approved purchasing cooperative. This approval is needed in advance of the quotes being finalized as this library furniture has a long production lead time.

Fiscal Implications:

The cost of these goods and services are expected to be fully funded from Federal Stimulus funds, primarily ESSER II and ESSER III grants.

Administrative Recommendation(s):

The Administration recommends that the Board of Trustees approve the purchase requests over \$50,000, as presented.

Waco Independent School District
Board of Trustee Meeting Agenda Item

Date: November 18, 2021

Contact Person: S. Smith/A. Villanueva

**RE: Selection of Project Delivery Method for Various School Facilities
Projects to Improve Indoor Air Quality and Reduce Exposure to
Environmental Health Hazards**

=====

Background Information:

The Facilities and Maintenance Department has a number of districtwide facilities projects planned to improve indoor air quality and reduce exposure to environmental health hazards. In order for construction to proceed on these projects, a project delivery method needs to be declared for each activity. The Facilities and Maintenance Department is recommending a variety of project delivery methods, based on the nature and complexity of each replacement and/or upgrade project as well as the availability of pre-existing bids. Recommended methods include competitive sealed proposals, purchasing cooperatives, and pre-existing Waco ISD awarded bids.

Pre-Existing Waco ISD Bids:

- Smaller HVAC projects to be completed by utilizing the Waco ISD’s Job Order Contract (JOC) for HVAC Repairs and Installation Services

Project from Purchasing Cooperatives:

- HVAC controls and instrumentation

Projects from Competitive Seale Proposals:

- HVAC projects to include distribution systems, terminal and package units, and cooling generating systems – Competitive Sealed Proposal method
- Exterior enclosure and exterior windows – Competitive Sealed Proposal method

Any additional projects will require approval of the project delivery method at such time as a project is identified.

Fiscal Implications:

These projects will be funded through a combination of Federal Stimulus Funds, allotted through ESSER II and ESSER III, as well as insurance proceeds from the hail damage claim.

Administrative Recommendation(s):

The Administration recommends that the Board of Trustees approve the project delivery methods for the specifically identified projects, as presented.

Waco Independent School District

Board of Trustee Meeting Agenda Item

Date: November 11, 2021

Contact Person: Sheryl Davis

RE: Monthly Financial Reports for the Period Ended September 30, 2021

=====

Background Information:

Attached are the compiled September monthly financial reports for the following:

- General Fund
- Food Service Fund
- Debt Service Fund
- Internal Services Fund

These interim financial statements have been prepared utilizing data generated from the automated financial system and do not include any information related to other special revenue funds, capital projects funds, or trust and agency funds. Balances included in the report are unaudited and may change as a result of final year end closing entries and audit activities.

Fiscal Implications:

Report only.

Administrative Recommendations:

The Administration recommends that the Board of Trustees approve the monthly financial report, as presented.



**Waco Independent School
District
Business & Support Services**

Sheryl Davis
Chief Finance Officer

P.O. Box 27, Waco, Texas 76703
Phone: 254-755-9440

November 11, 2021

Board of Trustees
Waco Independent School District
Waco, Texas

The accompanying balance sheets, statements of revenues, expenditures and changes in fund balance, and encumbrances and expenditures by fund, function and object for the month ending September 30, 2021 have been compiled for the General Fund, Food Service Fund, Debt Service Fund, and Internal Services Fund. Final cash reconciliation procedures and financial audit activities may result in additional adjustments to the September financial statements. These preliminary financial reports are prepared utilizing the following assumptions:

- Revenue: Recorded on a cash basis with adjustments to accrual basis to be made at August 31, 2022.
- Expenditure: Totals on the "Statement of Revenues, Expenditures and Changes in Fund Balance" include expenditures occurring during the interim period reported. Balances will be adjusted to accrual basis at August 31, 2022. Outstanding encumbrances are included on the "Encumbrances and Expenditures by Fund, Function and Object" schedule, only.
- Beginning Fund Balance: Represents August 31, 2021 unaudited ending fund balance.

I have not performed an audit or review of these financial statements. Please do not hesitate to call if you have any questions or need further assistance.

Sheryl Davis
Chief Finance Officer

Waco Independent School District
BALANCE SHEET
GENERAL FUND
As of September 30, 2021

ASSETS

Cash and Temporary Investments	\$	58,174,571
Property Taxes Receivable, Net of Allowance of \$1,998,835		1,453,864
Due from Other Governments		2,406,980
Accrued Interest		19,174
Due from Other Funds		23,761,691
Other Receivables		96,122
Inventories		395,242
Total Assets	\$	<u><u>86,307,644</u></u>

LIABILITIES

Accounts Payable	\$	2,750,774
Other Current Liabilities		488,718
Payroll Withholdings and Contributions Payable		1,316,513
Accrued Wages Payable		7,284,282
Due to Other Funds		21,155,422
Unearned Revenue		86,367
Total Liabilities	\$	<u><u>33,082,076</u></u>

DEFERRED INFLOWS OF RESOURCES

Unavailable Revenues - Property Taxes	\$	1,453,863
Total Deferred Inflows of Resources	\$	<u><u>1,453,863</u></u>

FUND BALANCES

Nonspendable Fund Balance	\$	395,242
Restricted Fund Balance		1,441,746
Committed Fund Balance		17,218,980
Unassigned Fund Balance		32,715,737
Total Fund Balances	\$	<u><u>51,771,705</u></u>
Total Liabilities and Fund Balances	\$	<u><u>86,307,644</u></u>

Waco Independent School District
STATEMENT OF REVENUES, EXPENDITURES AND CHANGES IN FUND BALANCE
BUDGET AND ACTUAL
For the Period Ended September 30, 2021

GENERAL FUND

	Adopted Budget	Amended Budget	(Memo)		(Memo)		Difference- Amended Budget to YTD Actual	CY YTD As % of Budget	PY YTD As % of Budget
			Monthly		Year-to-Date				
			Current 9/30/2021	Prior Year 9/30/2020	Current 9/30/2021	Prior Year 9/30/2020			
REVENUES									
LOCAL SOURCES									
5710 Local Property Taxes	\$ 69,502,581	69,502,581	(121,631)	275,969	(121,631)	275,969	(69,624,212)	-0.18%	0.43%
5720 Services to Other Districts	90,176	90,176	7,781	8,412	7,781	8,412	(82,395)	8.63%	9.65%
5730 Tuition & Fees	85,000	85,000	5,720	6,174	5,720	6,174	(79,280)	6.73%	6.36%
5740 Other Local Revenue	5,367,596	5,367,596	13,302	(44,274)	13,302	(44,274)	(5,354,294)	0.25%	-0.59%
5750 Extracurricular Activities	221,000	221,000	81,220	16,857	81,220	16,857	(139,780)	36.75%	11.31%
Total Local Sources	\$ 75,266,353	75,266,353	(13,608)	263,138	(13,608)	263,138	(75,279,961)	-0.02%	0.37%
STATE SOURCES									
5810 Per Capita & FSP Act	\$ 78,313,994	78,313,994	16,893,582	14,984,116	16,893,582	14,984,116	(61,420,412)	21.57%	18.97%
5820 Other State Program (TEA)	-	-	-	-	-	-	-	0.00%	0.00%
5830 Other State Program	7,260,615	7,260,615	546,774	553,430	546,774	553,430	(6,713,841)	7.53%	8.28%
Total State Sources	\$ 85,574,609	85,574,609	17,440,356	15,537,546	17,440,356	15,537,546	(68,134,253)	20.38%	18.08%
FEDERAL SOURCES									
5900 Federal Sources Revenue	3,908,900	3,908,900	110,167	70,876	110,167	70,876	(3,798,733)	2.82%	2.43%
Total Revenues	\$ 164,749,862	164,749,862	17,536,915	15,871,560	17,536,915	15,871,560	(147,212,947)	10.64%	9.89%
EXPENDITURES									
11 Instruction	\$ 89,278,274	90,020,046	10,445,121	9,597,188	10,445,121	9,597,188	79,574,925	11.60%	10.57%
12 Instructional Resources & Media	963,609	1,057,346	215,042	14,809	215,042	14,809	842,304	20.34%	1.31%
13 Curriculum & Staff Development	4,526,701	4,526,701	397,963	364,811	397,963	364,811	4,128,738	8.79%	7.14%
21 Instructional Leadership	3,619,018	3,804,018	343,690	317,254	343,690	317,254	3,460,328	9.03%	7.71%
23 School Leadership	10,130,698	10,204,431	943,003	924,302	943,003	924,302	9,261,428	9.24%	9.47%
31 Guidance, Counseling & Evaluation	5,451,254	5,455,509	556,037	462,218	556,037	462,218	4,899,472	10.19%	9.38%
32 Social Work Services	897,678	897,678	73,316	63,630	73,316	63,630	824,362	8.17%	7.80%
33 Health Services	1,562,518	1,562,518	148,459	212,685	148,459	212,685	1,414,059	9.50%	12.65%
34 Student Transportation	3,789,590	4,487,668	289,253	(82,788)	289,253	(82,788)	4,198,415	6.45%	-1.72%
35 Food Services	-	131,000	-	-	-	-	131,000	0.00%	0.00%
36 Extracurricular Activities	5,408,768	5,564,952	579,397	310,057	579,397	310,057	4,985,555	10.41%	6.85%
41 General Administration	6,838,759	6,861,111	605,596	585,643	605,596	585,643	6,255,515	8.83%	9.59%
51 Plant Maintenance & Operations	17,091,637	20,096,127	2,034,895	1,798,977	2,034,895	1,798,977	18,061,232	10.13%	10.02%
52 Security & Monitoring Services	2,652,597	2,861,518	227,280	138,787	227,280	138,787	2,634,238	7.94%	5.31%
53 Data Processing Services	3,876,226	3,899,958	946,573	264,008	946,573	264,008	2,953,385	24.27%	8.84%
61 Community Services	528,187	588,227	24,329	48,438	24,329	48,438	563,898	4.14%	8.12%
81 Facilities Acquisition & Construction	40,183	10,659,295	25,516	-	25,516	-	10,633,779	0.00%	0.00%
93 Shared Services Arrangements	345,000	345,000	-	-	-	-	345,000	0.00%	0.00%
95 Juvenile Justice Program	700,000	700,000	50,611	18,230	50,611	18,230	649,389	7.23%	2.37%
97 Payments to Tax Increment Fund	6,533,499	6,533,499	(66,362)	6,464	(66,362)	6,464	6,599,861	-1.02%	0.07%
99 Other Intergovernmental Charges	820,288	820,288	138,698	122,324	138,698	122,324	681,590	16.91%	14.66%
Total Expenditures	\$ 165,054,484	181,076,890	17,978,417	15,167,037	17,978,417	15,167,037	163,098,473	9.93%	8.97%
Excess (Deficiency) of Revenues Over (Under) Expenditures	\$ (304,622)	(16,327,028)	(441,502)	704,523	(441,502)	704,523	15,885,526		
OTHER FINANCING SOURCES (USES)									
7900 Other Sources	-	-	-	-	-	-	-		
8900 Other Uses	(689,443)	(689,443)	-	-	-	-	(689,443)		
Total Other Financing Source (Uses)	\$ (689,443)	(689,443)	-	-	-	-	(689,443)		
Total Changes in Fund Balances	\$ (994,065)	(17,016,471)	(441,502)	704,523	(441,502)	704,523	16,574,969		
Fund Balances, Beginning	41,078,214	52,213,207			52,213,207	51,752,892	-		
Fund Balances, Ending	\$ 40,084,149	35,196,736			51,771,705	52,457,415	16,574,969		

Waco Independent School District
EXPENDITURES AND ENCUMBERED FUNDS BY FUNCTION AND MAJOR OBJECT
GENERAL FUND
For the Period Ended September 30, 2021

								<i>(Memo)</i>	
		Payroll	Purchased &	Supplies &	Other	Debt	Capital	Total	Total
		Costs	Contracted	Materials	Operating	Services	Outlay	Year-to-Date	Year-to-Date
		6100	6200	6300	6400	6500	6600	6000	6000
11	Instruction	\$ 8,285,572	1,782,386	1,087,323	158,850	-	11,700	11,325,831	10,183,444
12	Instructional Resources & Media	83,022	34,650	100,058	-	-	-	217,730	94,246
13	Curriculum & Staff Development	304,350	78,378	54,385	20,009	-	-	457,122	400,344
21	Instructional Leadership	302,557	34,704	39,689	52,239	-	-	429,189	735,127
23	School Leadership	916,128	13,806	35,253	14,702	-	-	979,889	966,851
31	Guidance, Counseling & Evaluation	490,439	82,302	15,002	2,952	-	-	590,695	510,227
32	Social Work Services	71,689	2,355	898	600	-	-	75,542	133,474
33	Health Services	139,237	1,920	15,280	420	-	-	156,857	221,320
34	Student Transportation	-	2,343,893	32,074	270	-	-	2,376,237	2,601,136
35	Food Services	-	-	-	-	-	38,290	38,290	-
36	Co/Extracurricular Activities	322,496	203,523	360,387	302,783	-	-	1,189,189	873,139
41	General Administration	391,832	372,208	50,294	143,611	-	-	957,945	867,564
51	Plant Maintenance & Operations	704,819	1,943,313	444,008	760,203	-	89,291	3,941,634	4,516,226
52	Security & Monitoring Services	169,234	289,036	106,986	178	-	185,845	751,279	586,746
53	Data Processing Services	159,671	268,832	640,145	5,633	-	13,044	1,087,325	1,036,216
61	Community Services	32,306	67,785	596	1,387	-	-	102,074	283,150
81	Facilities Acquisition & Construction	7,026	-	-	-	-	11,657,169	11,664,195	295,930
93	Shared Services Arrangements	-	-	-	-	-	-	-	-
95	Juvenile Justice Program	-	-	-	102,845	-	-	102,845	770,000
97	Payments to Tax Increment Fund	-	-	-	(66,362)	-	-	(66,362)	6,463
99	Other Intergovernmental Charges	-	138,698	-	-	-	-	138,698	122,324
Total Expenditures & Encumbered Funds		\$ 12,380,378	7,657,789	2,982,378	1,500,320	-	11,995,339	36,516,204	25,203,927

Waco Independent School District
BALANCE SHEET
CHILD NUTRITION FUND
As of September 30, 2021

ASSETS

Cash and Temporary Investments	\$ 3,793,681
Due from Other Governments	1,711,159
Accrued Interest	997
Due from Other Funds	<u>622,666</u>
Total Assets	<u><u>\$ 6,128,503</u></u>

LIABILITIES

Accounts Payable	\$ 488,146
Accrued Wages Payable	111,946
Unearned Revenue	<u>656,269</u>
Total Liabilities	<u><u>\$ 1,256,361</u></u>

FUND BALANCES

Restricted Fund Balance	\$ 4,872,142
Total Fund Balances	<u><u>\$ 4,872,142</u></u>
Total Liabilities and Fund Balances	<u><u>\$ 6,128,503</u></u>

Waco Independent School District
STATEMENT OF REVENUES, EXPENDITURES AND CHANGES IN FUND BALANCE
BUDGET AND ACTUAL
For the Period Ended September 30, 2021

CHILD NUTRITION FUND

	Adopted Budget	Amended Budget	<i>(Memo)</i> Monthly		<i>(Memo)</i> Year-to-Date		Difference- Amended Budget to YTD Actual	CY YTD As % of Budget	PY YTD As % of Budget
			Current	Prior Year	Current	Prior Year			
			9/30/2021	9/30/2020	9/30/2021	9/30/2020			
REVENUES									
LOCAL SOURCES									
5740 Other Local Revenue	\$ 25,000	25,000	239	1,218	239	1,218	(24,761)	0.96%	6.09%
5750 Extracurricular Activities	402,900	402,900	59,355	4,359	59,355	4,359	(343,545)	14.73%	1.73%
Total Local Sources	\$ 427,900	427,900	59,594	5,577	59,594	5,577	(368,306)	13.93%	2.05%
STATE SOURCES									
5820 Other State Program (TEA)	\$ -	-	-	-	-	-	-	#DIV/0!	0.00%
Total State Sources	\$ -	-	-	-	-	-	-	#DIV/0!	0.00%
FEDERAL SOURCES									
5900 Federal Sources Revenue	\$ 9,141,280	9,141,280	1,165,217	500,299	1,165,217	500,299	(7,976,063)	12.75%	7.49%
Total Revenues	\$ 9,569,180	9,569,180	1,224,811	505,876	1,224,811	505,876	(8,344,369)	12.80%	7.22%
EXPENDITURES									
35 Food Services	\$ 10,968,269	10,968,269	1,042,215	555,317	1,042,215	555,317	9,926,054	9.50%	11.69%
Total Expenditures	\$ 10,968,269	10,968,269	1,042,215	555,317	1,042,215	555,317	9,926,054	9.50%	11.69%
Excess (Deficiency) of Revenues Over (Under) Expenditures	\$ (1,399,089)	(1,399,089)	182,596	(49,441)	182,596	(49,441)	1,581,685		
OTHER FINANCING SOURCES (USES)									
7900 Other Sources	-	-	-	-	-	-	-		
8900 Other Uses	-	-	-	-	-	-	-		
Total Other Financing Sources (Uses)	\$ -	-	-	-	-	-	-		
Total Changes in Fund Balances	\$ (1,399,089)	(1,399,089)	182,596	(49,441)	182,596	(49,441)	1,581,685		
Fund Balances, Beginning	2,758,147	4,689,546			4,689,546	3,209,186	-		
Fund Balances, Ending	\$ 1,359,058	3,290,457			4,872,142	3,159,745	1,581,685		

Waco Independent School District
EXPENDITURES AND ENCUMBERED FUNDS BY FUNCTION AND MAJOR OBJECT
CHILD NUTRITION FUND
For the Period Ended September 30, 2021

								<i>(Memo)</i>
	Payroll Costs <u>6100</u>	Purchased & Contracted Services <u>6200</u>	Supplies & Materials <u>6300</u>	Other Operating Costs <u>6400</u>	Debt Services <u>6500</u>	Capital Outlay <u>6600</u>	Total Year-to-Date 9/30/2021 <u>6000</u>	Total Year-to-Date 9/30/2020 <u>6000</u>
35 Food Services	\$ 320,637	576,598	627,945	1,330	-	1,046,625	2,573,135	908,894
Total Expenditures & Encumbered Funds	<u>\$ 320,637</u>	<u>576,598</u>	<u>627,945</u>	<u>1,330</u>	<u>-</u>	<u>1,046,625</u>	<u>2,573,135</u>	<u>908,894</u>

Waco Independent School District
BALANCE SHEET
DEBT SERVICE FUND
As of September 30, 2021

ASSETS

Cash and Temporary Investments	\$ 4,829,019
Property Taxes Receivable, Net of Allowance of \$447,960	315,295
Due from Other Funds	<u>25,302</u>
Total Assets	<u><u>\$ 5,169,616</u></u>

LIABILITIES

Due to Other Funds	\$ 1,050
Due to Other Governments	<u>12,891</u>
Total Liabilities	<u><u>\$ 13,941</u></u>

DEFERRED INFLOWS OF RESOURCES

Unavailable Revenues - Property Taxes	<u>\$ 315,295</u>
Total Deferred Inflows of Resources	<u><u>\$ 315,295</u></u>

FUND BALANCES

Restricted Fund Balance	<u>\$ 4,840,380</u>
Total Fund Balances	<u><u>\$ 4,840,380</u></u>
Total Liabilities and Fund Balances	<u><u>\$ 5,169,616</u></u>

Waco Independent School District
STATEMENT OF REVENUES, EXPENDITURES AND CHANGES IN FUND BALANCE
BUDGET AND ACTUAL
For the Period Ended September 30, 2021

DEBT SERVICE FUND

	Adopted Budget	Amended Budget	(Memo)		(Memo)		Difference- Amended Budget to YTD Actual	CY YTD As % of Budget	PY YTD As % of Budget
			Monthly		Year-to-Date				
			Current 9/30/2021	Prior Year 9/30/2020	Current 9/30/2021	Prior Year 9/30/2020			
REVENUES									
LOCAL SOURCES									
5710 Local Property Taxes	\$ 14,884,859	14,884,859	(25,497)	60,580	(25,497)	60,580	(14,910,356)	-0.17%	0.44%
5740 Other Local Revenue	1,064,586	1,064,586	292	2,682	292	2,682	(1,064,294)	0.03%	0.18%
Total Local Sources	\$ 15,949,445	15,949,445	(25,205)	63,262	(25,205)	63,262	(15,974,650)	-0.16%	0.41%
STATE SOURCES									
5820 Other State Program (TEA)	\$ 307,292	307,292	-	-	-	-	(307,292)	0.00%	0.00%
Total State Sources	\$ 307,292	307,292	-	-	-	-	(307,292)	0.00%	0.00%
Total Revenues	\$ 16,256,737	16,256,737	(25,205)	63,262	(25,205)	63,262	(16,281,942)	-0.16%	0.41%
EXPENDITURES									
71 Debt Service	\$ 16,256,737	16,256,737	1,050	1,050	1,050	1,050	16,255,687	0.01%	0.01%
97 Payments to Tax Increment Fund	1,070,729	1,070,729	(400)	1,403	(400)	1,403	1,071,129	-0.04%	0.10%
Total Expenditures	\$ 17,327,466	17,327,466	650	2,453	650	2,453	17,326,816	0.00%	0.02%
Excess (Deficiency) of Revenues Over (Under) Expenditures	\$ (1,070,729)	(1,070,729)	(25,855)	60,809	(25,855)	60,809	1,044,874		
OTHER FINANCING SOURCES (USES)									
7900 Other Sources	-	-	-	-	-	-	-		
8900 Other Uses	-	-	-	-	-	-	-		
Total Other Financing Source (Uses)	\$ -	-	-	-	-	-	-		
Total Changes in Fund Balances	\$ (1,070,729)	(1,070,729)	(25,855)	60,809	(25,855)	60,809	1,044,874		
Fund Balances, Beginning	4,816,349	4,866,235			4,866,235	3,990,782	-		
Fund Balances, Ending	\$ 3,745,620	3,795,506			4,840,380	4,051,591	1,044,874		

Waco Independent School District
Statement of Net Position
Proprietary Fund
As of September 30, 2021

	Governmental Activities ----- Internal Service Fund
Assets	
Current assets:	
Due from other funds	\$ 4,530,373
Other receivables	6,547
Prepaid items-health insurance	28,689
Total Assets	\$ 4,565,609
Liabilities	
Current liabilities:	
Accounts payable	\$ 276,294
Other current liabilities	771,720
Health claims payable	1,093
Total current liabilities	\$ 1,049,107
Total liabilities	\$ 1,049,107
Net position	
Unrestricted net position	\$ 3,516,502
Total net position	\$ 4,565,609

Waco Independent School District
Statement of Revenues, Expenses, and Changes in Net Position
Budget and Actual
For the Period Ended September 30, 2021

Proprietary Fund
Governmental Activities - Internal Service Fund

	Budget	(Memo)		(Memo)		Difference Budget to Current Year-to-Date	CY YTD As % of Budget	PY YTD As % of Budget
		Monthly		Year-to-Date				
		Current 9/30/2021	Prior Year 9/30/2020	Current 9/30/2021	Prior Year 9/30/2020			
Operating revenues:								
Employee contributions:								
Group health	\$ 3,034,000	\$ 253,358	\$ 247,817	\$ 253,358	\$ 247,817	\$ (2,780,642)	8.35%	6.92%
Assessments to other funds:								
Group health	9,800,000	756,370	772,137	756,370	772,137	(9,043,630)	7.72%	8.39%
Unemployment	155,000	19,707	4,608	19,707	4,608	(135,293)	12.71%	8.53%
Workers compensation	230,000	20,407	25,684	20,407	25,684	(209,593)	8.87%	5.60%
Prescription drug rebates	860,000	-	-	-	-	(860,000)	0.00%	0.00%
Total operating revenues	<u>\$ 14,079,000</u>	<u>1,049,842</u>	<u>1,050,246</u>	<u>1,049,842</u>	<u>1,050,246</u>	<u>(13,029,158)</u>	<u>7.46%</u>	<u>7.90%</u>
Operating expenses:								
Administrative fees	\$ 1,539,900	214,054	93,564	214,054	93,564	1,325,846	13.90%	7.30%
Claims expense:								
Medical claims	7,153,600	512,740	215,417	512,740	215,417	6,640,860	7.17%	3.18%
Prescription drug claims	3,926,200	227,519	222,347	227,519	222,347	3,698,681	5.79%	6.92%
Unemployment	185,000	-	-	-	-	185,000	0.00%	0.00%
Workers compensation	265,000	10,688	27,384	10,688	27,384	254,312	4.03%	9.15%
Wellness Program	54,000	-	-	-	-	54,000	0.00%	0.00%
Stop-loss insurance	1,625,000	132,714	127,853	132,714	127,853	1,492,286	8.17%	7.84%
Total operating expenses	<u>\$ 14,748,700</u>	<u>1,097,715</u>	<u>686,565</u>	<u>1,097,715</u>	<u>686,565</u>	<u>13,650,985</u>	<u>7.44%</u>	<u>5.16%</u>
Change in net position	\$ (669,700)	<u>(47,873)</u>	<u>363,681</u>	<u>(47,873)</u>	<u>363,681</u>	<u>621,827</u>		
Net position:								
Net position, beginning	\$ 3,557,527			3,564,375	2,726,801	6,848		
Net position, ending	<u>\$ 2,887,827</u>			<u>\$ 3,516,502</u>	<u>\$ 3,090,482</u>	<u>\$ 628,675</u>		

Waco Independent School District
Statement of Cash Flows
For the Period Ended September 30, 2021

Proprietary Fund

	Governmental Activities Internal Service Fund
Cash flows from operating activities:	
Cash received from employee contributions	\$ 253,358
Cash received from assessments to other funds	844,357
Cash payments for claims	(750,947)
Cash payments for stop loss premiums	(132,714)
Cash payments for professional and contracted services	(214,054)
Net cash provided by operating activities	\$ -
Net increase in cash and cash equivalents	\$ -
Cash and cash equivalents at beginning of year	-
Cash and cash equivalents at end of year	\$ -
Reconciliation of operating income to net cash provided by operating activities:	
Operating income	\$ (47,873)
Effects of increases and decreases in current assets and liabilities:	
Decrease in due from other funds	231,719
Decrease in other receivables	2,814
Increase in prepaid items	(23,689)
Increase in accounts payable	59,378
Decrease in current liabilities	(77,511)
Decrease in claims liability	(144,838)
Net cash provided by operating activities	\$ -

Waco Independent School District

Board of Trustee Meeting Agenda Item

Date: November 11, 2021

Contact Person: Sheryl Davis

RE: Monthly Financial Reports for the Period Ended October 31, 2021

=====

Background Information:

Attached are the compiled October monthly financial reports for the following:

- General Fund
- Food Service Fund
- Debt Service Fund
- Internal Services Fund

These interim financial statements have been prepared utilizing data generated from the automated financial system and do not include any information related to other special revenue funds, capital projects funds, or trust and agency funds. Balances included in the report are unaudited and may change as a result of final year end closing entries and audit activities.

Fiscal Implications:

Report only.

Administrative Recommendations:

The Administration recommends that the Board of Trustees approve the monthly financial report, as presented.



**Waco Independent School
District
Business & Support Services**

Sheryl Davis
Chief Finance Officer

P.O. Box 27, Waco, Texas 76703
Phone: 254-755-9440

November 11, 2021

Board of Trustees
Waco Independent School District
Waco, Texas

The accompanying balance sheets, statements of revenues, expenditures and changes in fund balance, and encumbrances and expenditures by fund, function and object for the month ending October 31, 2021 have been compiled for the General Fund, Food Service Fund, Debt Service Fund, and Internal Services Fund. Final cash reconciliation procedures and financial audit activities may result in additional adjustments to the October financial statements. These preliminary financial reports are prepared utilizing the following assumptions:

- Revenue: Recorded on a cash basis with adjustments to accrual basis to be made at August 31, 2022.
- Expenditure: Totals on the "Statement of Revenues, Expenditures and Changes in Fund Balance" include expenditures occurring during the interim period reported. Balances will be adjusted to accrual basis at August 31, 2022. Outstanding encumbrances are included on the "Encumbrances and Expenditures by Fund, Function and Object" schedule, only.
- Beginning
Fund Balance: Represents August 31, 2021 unaudited ending fund balance.

I have not performed an audit or review of these financial statements. Please do not hesitate to call if you have any questions or need further assistance.

Sheryl Davis
Chief Finance Officer

Comparison of Fiscal Year 2021-2022 Revenues and Expenditures to Previous Fiscal Year as of October 31, 2021

Variations in revenues and expenditures as compared to the previous year are primarily due to the cyclical nature of budgetary receipts and expenditures. The larger variances are explained in this summary.

General Fund

Revenues:

5710 Local Property Taxes – Collections at the end of October increased \$470,785 over last year in spite of significant refunds of about \$256,000 distributed in September due to the settlement of value appeals. Approximately \$200,000 of the increase is due to a change in the collection and payment of taxes collected for properties located in the Tax Increment Financing Zones. In prior years, the McLennan County Tax Office collected the taxes for the Tax Increment Fund (TIF) and automatically withheld them from the payments to the entities and deposited them into accounts set up for the TIF. As of this tax year, the Tax Office will no longer pass-through the TIF collections and the TIF will bill the entities directly. As a result, the recording of the tax collections and subsequent pass-through to the TIF will not be consistent with that of the prior year. You will also see this change in pattern reflected in revenues under 5740, Other Local Revenue, and expenditures for function 97, Payments to Tax Increment Fund. The refunds and change in TIF collections and payment basically offset each other and the year-to-date collections of \$2.4 million are more similar to those at the end of October of 2019 than last year. It is presumed that, because of disruptions due to the pandemic, initial collections in 2020 were slow in starting.

5730 Tuition and Fees – Current year revenue reflects a decrease of \$10,352 or 9.8% from last year. This decline is due in large part to timing differences in recording current year collections.

5740 Other Local Revenue -- As discussed above under Local Property Taxes, the change in the processing of collections and payments to the TIF also impacts other local revenue.

5810 Per Capita and Foundation School Program Revenue – Booked revenue has increased \$3.7 million over last year. Last year's lower revenue reflected near final settlement payments to the Texas Education Agency. No settlement payment was due for the 2020-2021 fiscal period. Enrollment as of the Fall PEIMS submission is down 631 students from that projected in estimating Foundation School Program (FSP) revenue for 2021-2022 as we were expecting a rebound from the 2020-2021 school year. This would indicate a loss in revenue of approximately \$3.7 million for the year.

Functional Expenditures:

Expenditures in the functional categories appear to be consistent with last year's spending pattern with the exceptions shown below.

12 Instructional Resources and Media – Current year expenditures are up \$162,360. The increase is primarily due to the purchase of furniture at Alta Vista Elementary to replace that damaged in the winter storm. These costs have been covered by insurance proceeds.

13 Curriculum and Staff Development – Expenditures have decreased \$0.2 million from last year. This is due to the deletion of an instructional specialist position as well as the curtailment of staff development due to the reduced cost of remote conferencing.

31 Guidance, Counseling, and Evaluation Services – The increase of \$85,720 results from several additional counselors added in staffing the campuses for 2021-2022.

33 Health Services – Expenditures have decreased 18.9% from last year. Last year's expenditures included a significant outlay for supplies to protect employees during the pandemic.

34 Student Transportation – The increase in expenditures of \$0.6 million is strictly a timing difference in the paying of invoices.

36 Extracurricular Activities – The increase of \$0.4 million results from the addition of a number of new positions, including a coordinator for middle school athletics and strengthening coaches, as well as purchases of supplies and equipment to enhance the middle school program. Due to supply chain issues, many of the purchase orders issued last summer were not received until the beginning of this fiscal year.

81 Facilities Acquisition and Construction – The \$2.4 million in expenditures are related to major construction projects for the replacement of the Paul Tyson Field, the rebuild of Waco High and G. W. Carver Middle schools, and the replacement of the walk-in cooler/freezer units for the District's child nutrition program. Design fees for the Waco High and G.W. Carver Middle schools replacement project will be reimbursed through a combination of bonds issue sometime this fiscal year and insurance proceeds.

95 Juvenile Justice Program – While not back to 2019-2020 levels, participation in the Challenge Academy has begun to normalize, accounting for the increase of \$32,381 over last year.

97 Payments to Tax Increment Fund – Pass-through payments of tax collections for properties located in the Tax Increment Zones have decreased \$0.2 million from last year as discussed above.

Food Service Fund

Revenues:

5750 Extracurricular Activities – Revenues generated through adult meals and catering are also beginning to normalize from last year increasing \$43,176. This is a continued improvement over previous months as students and teachers returned to in-person instruction.

5900 Federal Sources Revenue – Federal reimbursements for meals have increased \$0.9 million. This is partially due to the fact that, due to the late start, there was one less week of instruction at the beginning of the 2020-2021 school year. This change also reflects the return of students to in-person instruction. However, revenue increases are offset by accompanying increases in cost.

Functional Expenditures:

Expenditures in the functional categories appear to be consistent with last year's spending pattern with the exceptions shown below.

35 Food Services – Expenditures have increased \$0.5 million over last year. The increase is due to the purchase of food and non-food supplies as we continue to have a large number of vacancies in the workforce.

Debt Service Fund

Revenues:

5710 Local Property Taxes – Property tax collections at the end of October have increased \$0.1 million in comparison to last year. As is the case in the general fund, the change in collections and payments for the TIF fund impact revenues reflected in the 5710 and 5740 as well as expenditures in function 97, Payments to Tax Increment Fund.

Functional Expenditures:

Expenditures in the functional categories appear to be consistent with last year’s spending pattern with the exceptions shown below.

97 Payments to Tax Increment Fund – Payments have decreased \$113,275 as discussed above.

Proprietary Fund – Governmental Activities – Internal Service Fund

The District utilizes an Internal Services Fund to account for its fully-insured group health insurance plan as well as its partially self-insured workers’ compensation and unemployment coverages. Internal service funds are utilized to account for the financing of goods or services provided by one organizational unit of the school district to other organizational units. It essentially facilitates the allocation of costs to all funding sources.

Operating revenues and operating expenses have been included in a detail designed to provide relevant information. Revenues from District contributions (assessments to other funds) are distinguished from revenues from employee contributions to health insurance. Expenses detail claims payments, medical and prescription drugs, administrative fees, and stop-loss or excess insurance costs.

As of October 31, 2021, expenditures exceed revenues by \$376,431 compared to a negative position of \$248,276 at the same time last year. The loss is primarily attributable to increases in medical and prescription drug claims, administrative fees partially offset by a decrease in stop-loss insurance. However, the decrease in stop-loss insurance is just a timing difference in the billing. The following chart reflects net operations for the various programs accounted for in the fund:

Program	Revenues	Expenditures	Net
Group Health Insurance	\$ 2,020,833	\$ 2,356,970	\$ (336,138)
Unemployment Compensation	39,115	0	39,115
Workers’ Compensation	40,485	120,222	(79,737)
Wellness Programs	0	3,800	(3,800)
Total	\$ 2,100,433	\$ 2,476,864	\$ (376,431)

In reviewing the health plan’s performance at the end of August, there were five large claimants that had exceeded the specific deductible of \$150,000 with another eight exceeding the \$75,000 “watch level”. At this point, the District has currently received \$198,585 in stop-loss reimbursement for the claims.

While workers' compensation claims expenditures are consistent with last year, the billing of the administrative cost changed this year and is now due at the beginning of the year instead of quarterly. This resulted in an increase of approximately \$80,000 over this time last year.

Reserves for estimated incurred-but-not-reported (IBNR) claims for the fully self-funded health insurance plan totaled \$596,227 for medical claims, an increase of \$44,891 over last year, and \$54,091 for prescription drugs, a decrease of \$7,662, at August 31, 2021. Additionally, reserves for the estimated allocated loss adjustment expense (ALAE) for the partially self-funded workers' compensation plan totaled \$167,712, a decrease of \$22,119. Overall, this is an increase of only \$15,110 in estimates over the prior year. The unaudited beginning net position at September 1, 2021 is \$3,564,375.

Waco Independent School District
BALANCE SHEET
GENERAL FUND
As of October 31, 2021

ASSETS

Cash and Temporary Investments	\$ 58,672,883
Property Taxes Receivable, Net of Allowance of \$1,998,835	1,453,863
Due from Other Governments	2,416,648
Accrued Interest	16,754
Due from Other Funds	4,886,820
Other Receivables	104,986
Inventories	394,409
Total Assets	\$ 67,946,363

LIABILITIES

Accounts Payable	\$ 2,545,966
Other Current Liabilities	488,718
Payroll Withholdings and Contributions Payable	1,282,492
Accrued Wages Payable	9,072,214
Unearned Revenue	40,613
Total Liabilities	\$ 13,430,003

DEFERRED INFLOWS OF RESOURCES

Unavailable Revenues - Property Taxes	\$ 1,453,863
Total Deferred Inflows of Resources	\$ 1,453,863

FUND BALANCES

Nonspendable Fund Balance	\$ 394,409
Restricted Fund Balance	1,441,746
Committed Fund Balance	17,218,980
Assigned Fund Balance	-
Unassigned Fund Balance	34,007,362
Total Fund Balances	\$ 53,062,497
Total Liabilities and Fund Balances	\$ 67,946,363

Waco Independent School District
STATEMENT OF REVENUES, EXPENDITURES AND CHANGES IN FUND BALANCE
BUDGET AND ACTUAL
For the Period Ended October 31, 2021

GENERAL FUND

	Adopted Budget	Amended Budget	(Memo)		(Memo)		Difference- Amended Budget to YTD Actual	CY YTD As % of Budget	PY YTD As % of Budget	
			Monthly		Year-to-Date					
			Current 10/31/2021	Prior Year 10/31/2020	Current 10/31/2021	Prior Year 10/31/2020				
REVENUES										
LOCAL SOURCES										
5710 Local Property Taxes	\$ 69,502,581	69,502,581	2,486,733	1,618,347	2,365,101	1,894,316	(67,137,480)	3.40%	2.97%	
5720 Services to Other Districts	90,176	90,176	7,489	8,942	15,270	17,354	(74,906)	16.93%	19.90%	
5730 Tuition & Fees	85,000	85,000	-	9,898	5,720	16,072	(79,280)	6.73%	16.57%	
5740 Other Local Revenue	5,367,596	5,367,596	25,137	204,631	38,440	252,516	(5,329,156)	0.72%	3.34%	
5750 Extracurricular Activities	221,000	221,000	-	15,454	81,220	40,902	(139,780)	36.75%	27.45%	
Total Local Sources	\$ 75,266,353	75,266,353	2,519,359	1,857,272	2,505,751	2,221,160	(72,760,602)	3.33%	3.10%	
STATE SOURCES										
5810 Per Capita & FSP Act	\$ 78,313,994	78,313,994	14,355,629	12,531,117	31,249,211	27,515,233	(47,064,783)	39.90%	34.83%	
5820 Other State Program (TEA)	-	-	-	22,494	-	22,494	-	0.00%	0.00%	
5830 Other State Program	7,260,615	7,260,615	586,205	555,541	1,132,979	1,108,971	(6,127,636)	15.60%	16.58%	
Total State Sources	\$ 85,574,609	85,574,609	14,941,834	13,109,152	32,382,190	28,646,698	(53,192,419)	37.84%	3.33%	
FEDERAL SOURCES										
5900 Federal Sources Revenue	3,908,900	3,908,900	44,732	83,911	154,900	165,850	(3,754,000)	3.96%	5.69%	
Total Revenues	\$ 164,749,862	164,749,862	17,505,925	15,050,335	35,042,841	31,033,708	(129,707,021)	21.27%	19.34%	
EXPENDITURES										
11 Instruction	\$ 89,278,274	90,073,313	8,206,493	8,356,355	18,651,614	18,031,118	71,421,699	20.71%	19.86%	
12 Instructional Resources & Media	963,609	1,057,346	82,554	120,317	297,596	135,236	759,750	28.15%	11.98%	
13 Curriculum & Staff Development	4,526,701	4,530,322	321,427	359,059	719,389	726,475	3,810,933	15.88%	14.22%	
21 Instructional Leadership	3,619,018	3,674,018	299,913	325,913	643,603	647,010	3,030,415	17.52%	15.73%	
23 School Leadership	10,130,698	10,204,431	919,458	917,580	1,862,461	1,843,129	8,341,970	18.25%	18.87%	
31 Guidance, Counseling & Evaluation	5,451,254	5,455,509	504,852	487,202	1,060,888	975,168	4,394,621	19.45%	20.06%	
32 Social Work Services	897,678	897,678	69,706	74,395	143,022	149,006	754,656	15.93%	16.17%	
33 Health Services	1,562,518	1,562,518	141,577	144,974	290,036	357,660	1,272,482	18.56%	21.28%	
34 Student Transportation	3,789,590	4,487,668	261,014	12,506	550,267	95,212	3,937,401	12.26%	1.97%	
35 Food Services	-	131,000	-	-	-	-	131,000	0.00%	0.00%	
36 Extracurricular Activities	5,408,768	5,564,952	487,570	322,128	1,066,967	647,082	4,497,985	19.17%	14.29%	
41 General Administration	6,838,759	6,979,362	544,352	499,899	1,149,948	1,156,410	5,829,414	16.48%	18.93%	
51 Plant Maintenance & Operations	17,091,637	20,096,127	1,346,490	1,089,522	3,381,385	3,069,526	16,714,742	16.83%	14.72%	
52 Security & Monitoring Services	2,652,597	2,861,518	212,169	352,682	439,449	493,265	2,422,069	15.36%	18.87%	
53 Data Processing Services	3,876,226	3,899,958	374,812	284,463	1,321,385	1,045,623	2,578,573	33.88%	35.01%	
61 Community Services	528,187	599,976	34,428	57,375	58,757	111,813	541,219	9.79%	18.74%	
81 Facilities Acquisition & Construction	40,183	14,783,993	2,395,577	-	2,421,094	105,084	12,362,899	0.00%	0.00%	
93 Shared Services Arrangements	345,000	345,000	-	-	-	-	345,000	0.00%	0.00%	
95 Juvenile Justice Program	700,000	700,000	-	-	50,611	18,230	649,389	7.23%	2.37%	
97 Payments to Tax Increment Fund	6,533,499	6,533,499	12,742	166,345	(53,619)	172,809	6,587,118	-0.82%	1.96%	
99 Other Intergovernmental Charges	820,288	820,288	-	-	138,698	122,324	681,590	16.91%	14.66%	
Total Expenditures	\$ 165,054,484	185,258,476	16,215,134	13,570,715	34,193,551	29,902,180	151,064,925	18.46%	16.51%	
Excess (Deficiency) of Revenues Over (Under) Expenditures	\$ (304,622)	(20,508,614)	1,290,791	1,479,620	849,290	1,131,528	21,357,904			
OTHER FINANCING SOURCES (USES)										
7900 Other Sources	-	-	-	-	-	-	-			
8900 Other Uses	(689,443)	(689,443)	-	-	-	-	(689,443)			
Total Other Financing Source (Uses)	\$ (689,443)	(689,443)	-	-	-	-	(689,443)			
Total Changes in Fund Balances	\$ (994,065)	(21,198,057)	1,290,791	1,479,620	849,290	1,131,528	22,047,347			
Fund Balances, Beginning	41,078,214	52,213,207			52,213,207	52,868,977	-			
Fund Balances, Ending	\$ 40,084,149	31,015,150			53,062,497	54,000,505	22,047,347			

Waco Independent School District
EXPENDITURES AND ENCUMBERED FUNDS BY FUNCTION AND MAJOR OBJECT
GENERAL FUND
For the Period Ended October 31, 2021

								<i>(Memo)</i>	
		Payroll	Purchased &	Supplies &	Other	Debt	Capital	Total	Total
		Costs	Contracted	Materials	Operating	Services	Outlay	Year-to-Date	Year-to-Date
		6100	6200	6300	6400	6500	6600	6000	6000
11	Instruction	\$ 16,276,411	1,828,013	1,239,387	169,967	-	18,546	19,532,324	18,546,145
12	Instructional Resources & Media	165,253	34,650	100,381	-	-	-	300,284	213,951
13	Curriculum & Staff Development	598,423	92,767	65,148	29,797	-	-	786,135	761,202
21	Instructional Leadership	587,821	37,635	43,376	60,335	-	-	729,167	1,069,386
23	School Leadership	1,800,664	15,093	65,211	18,378	-	-	1,899,346	1,890,125
31	Guidance, Counseling & Evaluation	963,854	111,691	16,933	3,068	-	-	1,095,546	982,299
32	Social Work Services	140,932	2,479	1,132	705	-	-	145,248	208,778
33	Health Services	275,269	1,920	20,825	420	-	-	298,434	367,996
34	Student Transportation	-	2,576,689	59,498	1,064	-	-	2,637,251	3,243,136
35	Food Services	-	-	-	-	-	38,290	38,290	-
36	Co/Extracurricular Activities	632,123	220,697	477,733	346,207	-	-	1,676,760	1,246,160
41	General Administration	754,322	485,703	69,462	192,810	-	-	1,502,297	1,391,176
51	Plant Maintenance & Operations	1,371,472	2,526,829	536,812	763,340	-	89,291	5,287,744	5,440,116
52	Security & Monitoring Services	334,524	322,902	119,440	737	-	185,845	963,448	1,011,753
53	Data Processing Services	305,313	333,132	803,512	7,135	-	13,044	1,462,136	1,340,640
61	Community Services	57,537	75,637	765	2,563	-	-	136,502	304,860
81	Facilities Acquisition & Construction	13,723	-	-	-	-	14,046,049	14,059,772	295,930
93	Shared Services Arrangements	-	-	-	-	-	-	-	-
95	Juvenile Justice Program	-	-	-	102,845	-	-	102,845	770,000
97	Payments to Tax Increment Fund	-	-	-	(53,619)	-	-	(53,619)	172,809
99	Other Intergovernmental Charges	-	138,698	-	-	-	-	138,698	122,324
Total Expenditures & Encumbered Funds		\$ 24,277,641	8,804,535	3,619,615	1,645,752	-	14,391,065	52,738,608	39,378,786

Waco Independent School District
BALANCE SHEET
CHILD NUTRITION FUND
As of October 31, 2021

ASSETS

Cash and Temporary Investments	\$ 3,793,801
Due from Other Governments	2,508,906
Accrued Interest	1,124
Total Assets	<u>\$ 6,303,831</u>

LIABILITIES

Accounts Payable	\$ 634,689
Accrued Wages Payable	161,231
Due to Other Funds	272,097
Total Liabilities	<u>\$ 1,068,017</u>

FUND BALANCES

Restricted Fund Balance	\$ 5,235,814
Total Fund Balances	<u>\$ 5,235,814</u>
Total Liabilities and Fund Balances	<u>\$ 6,303,831</u>

Waco Independent School District
STATEMENT OF REVENUES, EXPENDITURES AND CHANGES IN FUND BALANCE
BUDGET AND ACTUAL
For the Period Ended October 31, 2021

CHILD NUTRITION FUND

	Adopted Budget	Amended Budget	(Memo)		(Memo)		Difference- Amended Budget to YTD Actual	CY YTD As % of Budget	PY YTD As % of Budget
			Monthly		Year-to-Date				
			Current 10/31/2021	Prior Year 10/31/2020	Current 10/31/2021	Prior Year 10/31/2020			
REVENUES									
LOCAL SOURCES									
5740 Other Local Revenue	\$ 25,000	25,000	247	1,246	486	36,205	(24,514)	1.94%	181.03%
5750 Extracurricular Activities	402,900	402,900	-	11,820	59,355	16,179	(343,545)	14.73%	6.41%
Total Local Sources	\$ 427,900	427,900	247	13,066	59,841	52,384	(368,059)	13.98%	19.24%
STATE SOURCES									
5820 Other State Program (TEA)	\$ -	-	-	-	-	-	-	0.00%	0.00%
Total State Sources	\$ -	-	-	-	-	-	-	0.00%	0.00%
FEDERAL SOURCES									
5900 Federal Sources Revenue	\$ 9,141,280	9,141,280	1,217,509	680,584	2,382,726	1,396,297	(6,758,554)	26.07%	20.90%
Total Revenues	\$ 9,569,180	9,569,180	1,217,756	693,650	2,442,567	1,448,681	(7,126,613)	25.53%	20.68%
EXPENDITURES									
35 Food Services	\$ 10,968,269	10,968,269	854,084	702,512	1,896,299	1,369,289	9,071,970	17.29%	15.02%
Total Expenditures	\$ 10,968,269	10,968,269	854,084	702,512	1,896,299	1,369,289	9,071,970	17.29%	15.02%
Excess (Deficiency) of Revenues Over (Under) Expenditures	\$ (1,399,089)	(1,399,089)	363,672	(8,862)	546,268	79,392	1,945,357		
OTHER FINANCING SOURCES (USES)									
7900 Other Sources	-	-	-	-	-	-	-		
8900 Other Uses	-	-	-	-	-	-	-		
Total Other Financing Sources (Uses)	\$ -	-	-	-	-	-	-		
Total Changes in Fund Balances	\$ (1,399,089)	(1,399,089)	363,672	(8,862)	546,268	79,392	1,945,357		
Fund Balances, Beginning	2,758,147	4,689,546			4,689,546	3,092,933	-		
Fund Balances, Ending	\$ 1,359,058	3,290,457			5,235,814	3,172,325	1,945,357		

Waco Independent School District
EXPENDITURES AND ENCUMBERED FUNDS BY FUNCTION AND MAJOR OBJECT
CHILD NUTRITION FUND
For the Period Ended October 31, 2021

								<i>(Memo)</i>
	Payroll Costs <u>6100</u>	Purchased & Contracted Services <u>6200</u>	Supplies & Materials <u>6300</u>	Other Operating Costs <u>6400</u>	Debt Services <u>6500</u>	Capital Outlay <u>6600</u>	Total Year-to-Date 10/31/2021 <u>6000</u>	Total Year-to-Date 10/31/2020 <u>6000</u>
35 Food Services	\$ 627,059	951,156	793,488	1,360	-	1,054,156	3,427,219	1,622,800
Total Expenditures & Encumbered Funds	<u>\$ 627,059</u>	<u>951,156</u>	<u>793,488</u>	<u>1,360</u>	<u>-</u>	<u>1,054,156</u>	<u>3,427,219</u>	<u>1,622,800</u>

Waco Independent School District
BALANCE SHEET
DEBT SERVICE FUND
As of October 31, 2021

ASSETS	
Cash and Temporary Investments	\$ 5,363,879
Property Taxes Receivable, Net of Allowance of \$447,960	315,295
Due from Other Funds	<u>24,252</u>
Total Assets	<u><u>\$ 5,703,426</u></u>
 LIABILITIES	
Due to Other Governments	<u>\$ 12,891</u>
Total Liabilities	<u>\$ 12,891</u>
 DEFERRED INFLOWS OF RESOURCES	
Unavailable Revenues - Property Taxes	<u>\$ 315,295</u>
Total Deferred Inflows of Resources	<u>\$ 315,295</u>
 FUND BALANCES	
Restricted Fund Balance	<u>\$ 5,375,240</u>
Total Fund Balances	<u>\$ 5,375,240</u>
Total Liabilities and Fund Balances	<u><u>\$ 5,703,426</u></u>

Waco Independent School District
STATEMENT OF REVENUES, EXPENDITURES AND CHANGES IN FUND BALANCE
BUDGET AND ACTUAL
For the Period Ended October 31, 2021

DEBT SERVICE FUND

	Adopted Budget	Amended Budget	(Memo)		(Memo)		Difference- Amended Budget to YTD Actual	CY YTD As % of Budget	PY YTD As % of Budget
			Monthly		Year-to-Date				
			Current 10/31/2021	Prior Year 10/31/2020	Current 10/31/2021	Prior Year 10/31/2020			
REVENUES									
LOCAL SOURCES									
5710 Local Property Taxes	\$ 14,884,859	14,884,859	534,133	348,543	508,635	409,123	(14,376,224)	3.42%	2.94%
5740 Other Local Revenue	1,064,586	1,064,586	4,362	37,035	4,654	39,717	(1,059,932)	0.44%	2.64%
Total Local Sources	\$ 15,949,445	15,949,445	538,495	385,578	513,289	448,840	(15,436,156)	3.22%	2.91%
STATE SOURCES									
5820 Other State Program (TEA)	\$ 307,292	307,292	-	-	-	-	(307,292)	0.00%	0.00%
Total State Sources	\$ 307,292	307,292	-	-	-	-	(307,292)	0.00%	0.00%
Total Revenues	\$ 16,256,737	16,256,737	538,495	385,578	513,289	448,840	(15,743,448)	3.16%	0.41%
EXPENDITURES									
71 Debt Service	\$ 16,206,517	16,206,517	-	-	1,050	750	16,205,467	0.01%	0.01%
97 Payments to Tax Increment Fund	1,070,729	1,070,729	3,633	35,794	3,234	116,509	1,067,495	0.30%	2.53%
Total Expenditures	\$ 17,277,246	17,277,246	3,633	35,794	4,284	117,259	17,272,962	0.02%	0.25%
Excess (Deficiency) of Revenues Over (Under) Expenditures	\$ (1,020,509)	(1,020,509)	534,862	349,784	509,005	331,581	1,529,514		
OTHER FINANCING SOURCES (USES)									
7900 Other Sources	-	-	-	-	-	-	-		
8900 Other Uses	-	-	-	-	-	-	-		
Total Other Financing Source (Uses)	\$ -	-	-	-	-	-	-		
Total Changes in Fund Balances	\$ (1,020,509)	(1,020,509)	534,862	349,784	509,005	331,581	1,529,514		
Fund Balances, Beginning	4,816,349	4,866,235			4,866,235	3,990,782	-		
Fund Balances, Ending	\$ 3,795,840	3,845,726			5,375,240	4,322,363	1,529,514		

Waco Independent School District
Statement of Net Position
Proprietary Fund
As of October 31, 2021

	Governmental Activities ----- Internal Service Fund
Assets	
Current assets:	
Due from other funds	\$ 4,259,319
Other receivables	(4,434)
Prepaid items-health insurance	28,689
Total Assets	\$ 4,283,574
Liabilities	
Current liabilities:	
Accounts payable	\$ 322,374
Other current liabilities	771,720
Health claims payable	1,536
Total current liabilities	\$ 1,095,630
Total liabilities	\$ 1,095,630
Net position	
Unrestricted net position	\$ 3,187,944
Total net position	\$ 4,283,574

Waco Independent School District
Statement of Revenues, Expenses, and Changes in Net Position
Budget and Actual
For the Period Ended October 31, 2021

Proprietary Fund
Governmental Activities - Internal Service Fund

	Budget	(Memo)		(Memo)		Difference Budget to Current Year-to-Date	CY YTD As % of Budget	PY YTD As % of Budget
		Monthly		Year-to-Date				
		Current 10/31/2021	Prior Year 10/31/2020	Current 10/31/2021	Prior Year 10/31/2020			
Operating revenues:								
Employee contributions:								
Group health	\$ 3,034,000	\$ 257,159	\$ 252,858	\$ 510,518	\$ 500,675	\$ (2,523,482)	16.83%	13.99%
Assessments to other funds:								
Group health	9,800,000	753,945	770,520	1,510,315	1,542,656	(8,289,685)	15.41%	16.76%
Unemployment	155,000	19,408	4,569	39,115	9,177	(115,885)	25.24%	16.99%
Workers compensation	230,000	20,078	13,164	40,485	38,849	(189,515)	17.60%	8.46%
Prescription drug rebates	860,000	-	-	-	-	(860,000)	0.00%	0.00%
Total operating revenues	<u>\$ 14,079,000</u>	<u>1,050,590</u>	<u>1,041,111</u>	<u>2,100,433</u>	<u>2,091,357</u>	<u>(11,978,567)</u>	<u>14.92%</u>	<u>15.73%</u>
Operating expenses:								
Administrative fees	\$ 1,539,900	98,068	89,779	312,122	217,787	1,227,778	20.27%	14.30%
Claims expense:								
Medical claims	7,153,600	929,104	623,931	1,441,844	1,407,465	5,711,756	20.16%	12.38%
Prescription drug claims	3,926,200	348,177	245,715	575,696	470,701	3,350,504	14.66%	14.56%
Unemployment	185,000	-	-	-	-	185,000	0.00%	80.12%
Workers compensation	265,000	-	-	10,688	12,372	254,312	4.03%	22.75%
Stop-loss insurance	1,625,000	-	129,651	132,714	231,308	1,492,286	8.17%	15.80%
Wellness Program	54,000	3,800	-	3,800	-	50,200	7.04%	0.00%
Total operating expenses	<u>\$ 14,748,700</u>	<u>1,379,149</u>	<u>1,089,076</u>	<u>2,476,864</u>	<u>2,339,633</u>	<u>12,271,836</u>	<u>16.79%</u>	<u>14.19%</u>
Change in net position	\$ (669,700)	<u>(328,559)</u>	<u>(47,965)</u>	<u>(376,431)</u>	<u>(248,276)</u>	293,269		
Net position:								
Net position, beginning	\$ 3,557,527			3,564,375	2,726,801	6,848		
Net position, ending	<u>\$ 2,887,827</u>			<u>\$ 3,187,944</u>	<u>\$ 2,478,525</u>	<u>\$ 300,117</u>		

Waco Independent School District
Statement of Cash Flows
For the Period Ended October 31, 2021

Proprietary Fund

	Governmental Activities Internal Service Fund
Cash flows from operating activities:	
Cash received from employee contributions	\$ 257,159
Cash received from assessments to other funds	1,118,190
Cash payments for claims	(1,277,281)
Cash payments for professional and contracted services	(98,068)
Net cash provided by operating activities	\$ -
Net increase in cash and cash equivalents	\$ -
Cash and cash equivalents at beginning of year	-
Cash and cash equivalents at end of year	\$ -
Reconciliation of operating income to net cash provided by operating activities:	
Operating income	\$ (328,558)
Effects of increases and decreases in current assets and liabilities:	
Decrease in due from other funds	271,054
Decrease in other receivables	10,981
Increase in accounts payable	46,080
Increase in claims liability	443
Net cash provided by operating activities	\$ -

Waco Independent School District
Board of Trustee Meeting Agenda Item

Date: November 18, 2019

Contact Person: S. Kincannon

RE: Resolution to Cast Votes in the McLennan County Appraisal District Board of Directors Election

=====

Background Information:

In compliance with Section 6.03 of the State Property Tax Code, the McLennan County Appraisal District's (MCAD) Chief Appraiser has calculated that the Waco Independent School District is entitled to cast a total of 901 votes in the election of the five-member Board of Directors of the MCAD. Elected members will serve from January 1, 2022 through December 31, 2023.

Attached is correspondence from the Chief Appraiser, a copy of the vote calculation, the blank ballot listing the names of the eight candidates who have been nominated by the various taxing entities, and the resolution to cast the vote. Mathematically, a candidate receiving 834 votes or more is ensured of a position.

Nominations, and the taxing entity nominating the candidate, for the five (5) Board of Directors positions are as follows:

Michael Bancale	City of Hewitt
Andrew Drexel	Waco ISD
Bridgette Fuselier	City of Woodway
Jonathon Green	Midway ISD
Jim Holmes	City of Waco
Ben Perry	McLennan County
Scott Salmans	Midway ISD
Mildred Watkins	Connally ISD, McLennan County & West ISD

The deadline to submit a ballot is December 14th except for Midway ISD and Waco ISD, the City of Waco, McLennan County and the McLennan Community College. These entities must submit a ballot no later than the 3rd day after the second open meeting after the ballot was distributed, October 29, 2021. Because of the open meeting to be held November 15th, the second meeting is November 18th. Therefore, Waco ISD's ballot will be due on November 19th.

Fiscal Implications:

None.

Administrative Recommendation(s):

The Administration recommends that the Board of Trustees casts 835 votes for Andrew Drexel with the remaining 66 votes cast for Mildred Watkins.

McLENNAN COUNTY  APPRAISAL DISTRICT


October 29, 2021

Dear Entity Official:

Enclosed, please find the official ballot on which to cast your vote for the five (5) member Board of Directors of the McLennan County Appraisal District (2022-2023 term). You may cast all of your votes for one candidate or distribute them amongst any number of candidates. After casting your unit's votes via written resolution, you must return the ballot and resolution to the appraisal district, by December 14, 2021, except entities that are entitled to cast at least 5% of the total votes (Midway ISD, Waco ISD, McLennan County, MCC, City of Waco) must determine its vote by resolution adopted at the first or second open meeting of the governing body that is held after the date the chief appraiser delivers the ballot to the presiding officer of the governing body. Scanned documents may be delivered by email.

I will notify you of the election results before December 31, 2021. If you have any further questions concerning this matter, please do not hesitate to contact me.

Respectfully submitted,


Joe Don Bobbitt, RPA
Chief Appraiser

JDB/odaniel

MCLENNAN COUNTY APPRAISAL DISTRICT BOARD OF DIRECTORS

TAXING UNIT	Preceding YR Tax Levy 2020	PERCENT OF TOTAL LEVY	CALCULATED 2022-2023 TERM VOTES
SCHOOL DISTRICTS			
AXTELL ISD	1,649,819.22	0.344509%	17
BOSQUEVILLE ISD	2,637,265.34	0.550704%	28
BRUCEVILLE-EDDY ISD	2,321,484.25	0.484764%	24
CHINA SPRING ISD	13,528,193.17	2.824908%	141
CONNALLY ISD	9,971,006.52	2.082110%	104
CRAWFORD ISD	2,819,078.15	0.588670%	29
GHOLSON ISD	591,966.38	0.123612%	6
HALLSBURG ISD	965,409.60	0.201593%	10
LA VEGA ISD	13,166,378.84	2.749356%	137
LORENA ISD	8,225,954.59	1.717714%	86
MART ISD	1,270,814.60	0.265367%	13
McGREGOR ISD	6,045,995.96	1.262503%	63
MIDWAY ISD	71,031,932.31	14.832631%	742
MOODY ISD	1,738,773.31	0.363084%	18
OGLESBY ISD	9,207.09	0.001923%	0
RIESEL ISD	5,393,063.96	1.126160%	56
ROBINSON ISD	10,433,295.33	2.178643%	109
VALLEY MILLS ISD	942,596.51	0.196830%	10
WACO ISD	86,290,435.34	18.018857%	901
WEST ISD	5,980,029.69	1.248728%	62
COUNTY			
MCLENNAN COUNTY	89,318,633.40	18.651194%	933
MCLENNAN COMMUNITY COLLEGE	30,142,460.61	6.294240%	315
CITIES			
BELLMEAD, CITY OF	1,885,349.21	0.393692%	20
BEVERLY HILLS, CITY OF	518,475.76	0.108266%	5
BRUCEVILLE-EDDY, CITY OF	351,015.71	0.073298%	4
CRAWFORD, CITY OF	306,598.78	0.064023%	3
GHOLSON, CITY OF	72,575.43	0.015155%	1
GOLINDA, CITY OF	23,330.62	0.004872%	0
HALLSBURG, CITY OF	18,025.14	0.003764%	0
HEWITT, CITY OF	5,689,575.50	1.188077%	59
LACY-LAKEVIEW, CITY OF	1,503,912.43	0.314042%	16
LEROY, CITY OF	26,135.08	0.005457%	0
LORENA, CITY OF	709,568.61	0.148170%	7
MART, CITY OF	458,224.93	0.095685%	5
McGREGOR, CITY OF	2,684,801.98	0.560631%	28
MOODY, CITY OF	372,483.95	0.077781%	4
RIESEL, CITY OF	208,825.28	0.043606%	2
ROBINSON, CITY OF	5,362,265.43	1.119729%	56
VALLEY MILLS, CITY OF	6,151.26	0.001284%	0
WACO, CITY OF	87,144,110.32	18.197118%	910
WEST, CITY OF	1,229,408.29	0.256721%	13
WOODWAY, CITY OF	5,844,998.40	1.220531%	61
TOTAL	478,889,626	100%	5,000

Waco Independent School District

**RESOLUTION OF VOTES CAST TO ELECT DIRECTORS FOR THE MCLENNAN
COUNTY APPRAISAL DISTRICT FOR THE YEARS 2022-2023**

WHEREAS, Section 6.03 (k) of the Texas Property Tax Code, requires that each taxing unit entitled to vote cast their vote by Resolution and submit results of that vote to the Chief Appraiser of the McLennan County Appraisal District by November 19, 2021.

THEREFORE, the Waco Independent School District Board of Trustees submits the attached Official Ballot, as issued by the Chief Appraiser, stating the vote for candidates for the election of the Board of Directors for the McLennan County Appraisal District for 2022-2023.

ACTION TAKEN this 18th day of November, 2021, in the Regular School Board Meeting of the Waco Independent School District, as authorized under Section 6.03 of the Texas Property Tax Code, for the purpose of casting votes to elect the Board of Directors of the McLennan County Appraisal District.

Angela Tekell, Board President

ATTEST:

Jose Vidana, Secretary

OFFICIAL BALLOT

SELECTION OF FIVE (5) MEMBERS FOR THE BOARD OF DIRECTORS
OF THE McLENNAN COUNTY APPRAISAL DISTRICT

ENTER THE NUMBER OF VOTES, IN THE SQUARE(S) ADJACENT TO THE NAME OF THE CANDIDATE(S), INDICATING THE NUMBER OF VOTES YOU WISH TO CAST FOR EACH CANDIDATE. YOU MAY CAST ALL OF YOUR ALLOTTED VOTES FOR ONE CANDIDATE OR DISTRIBUTE THEM AMONGST ANY NUMBER OF CANDIDATES. PLEASE VERIFY THAT THE TOTAL NUMBER OF VOTES CAST MATCH THE ENTITLED NUMBER OF VOTES ALLOWED FOR YOUR TAXING UNIT, WHICH IS LISTED ON THE SPREADSHEET INCLUDED IN THE DELIVERY METHOD OF THIS BALLOT. BALLOTS SUBMITTED IN WHICH THE NUMBER OF VOTES CAST EXCEEDS THE NUMBER OF ENTITLED VOTES, CANNOT BE COUNTED.

NUMBER OF VOTES NOMINEE

<input type="text"/>	MICHAEL BANCALE
<input type="text" value="835"/>	ANDREW DREXEL
<input type="text"/>	BRIDGETTE FUSELIER
<input type="text"/>	JONATHON GREEN
<input type="text"/>	JIM HOLMES
<input type="text"/>	BEN PERRY
<input type="text"/>	SCOTT SALMANS
<input type="text" value="66"/>	MILDRED WATKINS

**BALLOT AND RESOLUTION MUST BE RETURNED TO
JOE DON BOBBITT, CHIEF APPRAISER, BEFORE DECEMBER 15, 2021. BALLOTS RECEIVED OR
POSTMARKED AFTER DECEMBER 14, 2021, CANNOT BE COUNTED**
except entities that are entitled to cast at least 5% of the total votes (Midway ISD, Waco ISD, McLennan
County, MCC, City of Waco) must determine its vote by resolution adopted at the first or second open meeting
of the governing body that is held after the date the chief appraiser delivers the ballot to the presiding officer of
the governing body.

Waco Independent School District

Board of Trustee Meeting Agenda Item

Date: November 18, 2021

Contact Person: Sheryl Davis/Peter Rusek

RE: Second Reading and Adoption of Amendments to Board Policy CV (Local)

=====

Background Information:

Attached is a copy of Board Policy CV (Local) with the proposed amendments shown/tracked. The proposed language is “stair stepped” for change orders based on dollar amounts. In the event the bond election passes and in light of the increase in construction costs, the proposed amendments would allow for addressing and approving change orders in a timely and efficient manner based on the dollar amount related to the overall cost of the project.

The proposed amendments also address authority for changes in the dates of substantial completion and final completion.

Additionally, having these provisions specifically set forth in Board policy would allow for construction contracts to be keyed to Board policy, as opposed to setting forth a dollar amount and/or number of days in the construction contracts themselves.

Waco ISD Board Policy BF (Local) provides, in pertinent part, as follows:

Proposed local policies or amendments introduced and recommended to the Board at one meeting shall not be adopted until a subsequent meeting.

Accordingly, the proposed amendments to CV (Local) were on the agenda for first reading at the October 28, 2021 Board meeting and are now ready for adoption.

Fiscal Implications:

None.

Administrative Recommendation(s):

The Administration recommends that the Board of Trustees approved the proposed amendments to Board Policy CV (Local).

Compliance with Law

The Superintendent shall establish procedures that ensure that all school facilities within the District comply with applicable laws and local building codes.

Construction Contracts

Prior to advertising, the Board shall determine the project delivery/contract award method to be used for each construction contract valued at or above \$50,000. To assist the Board, the Superintendent shall recommend the project delivery/contract award method that he or she determines provides the best value to the District. [See CV series generally and CBB(LEGAL) for requirements if federal funds are involved.]

For construction contracts valued at or above \$50,000, the Superintendent shall also submit the successful proposer or bidder and the dollar amount of the contract to the Board for approval. Lesser expenditures for construction and construction-related materials or services shall be at the discretion of the Superintendent and consistent with law and policy. [See also CH and CBB(LEGAL)]

Prevailing Wage Rates

The prevailing wage rates for all District construction projects shall be the District's prevailing wage rates for McLennan County as updated from time to time by the District.

For all job descriptions/titles not listed in the District's schedules, the prevailing wage rates as determined by the Central Texas Chapter of the Associated General Contractors (AGC) shall apply.

Change Orders

Change orders permitted by law shall be approved prior to any changes being made in the approved plans of the actual construction of the facility.

For construction contracts valued at or below \$10 million, ~~C~~change orders valued ~~at or~~ above \$50,000 (where such changes are within the Owner's contingency or the Contractor's contingency) shall require Board approval. The Superintendent shall be authorized to approve change orders of a lesser amount.

For construction contracts valued above \$10 million, but at or below \$75 million, change orders valued above \$100,000 (where such changes are within the Owner's contingency or the Contractor's contingency) shall require Board approval. The Superintendent shall be authorized to approve change orders of a lesser amount.

For construction contracts valued above \$75 million change orders valued above \$150,000 (where such changes are within the Owner's contingency or the Contractor's contingency) shall require Board approval. The Superintendent shall be authorized to approve change orders of a lesser amount.

Change orders that would increase the cost (value) of a construction contract (i.e. change the “contract sum” or “guaranteed maximum price”) more than \$50,000 shall be approved by the Board prior to any changes being made in the approved plans or actual construction of the facility. If the Superintendent reasonably determines that such prior approval will unreasonably delay construction on a given project, the Superintendent may approve a change order or a change in the total contract allowance that exceeds \$50,000 but that does not exceed \$100,000, and the Board shall ratify the change at the earliest opportunity.

Change orders that would increase the date of “substantial completion” or “final completion” by more than 30 (calendar) days shall require Board approval. The Superintendent shall be authorized to approve change orders for 30 (calendar days) and less.

Project Administration

All construction projects shall be administered by the Superintendent or designee.

The Superintendent shall keep the Board informed concerning construction projects and also shall provide information to the general public.

Final Payment

Final payments for construction work and/or the supervision of such work in the District shall not be made until the work has been completed and accepted by the District.

Waco Independent School District

Board of Trustee Meeting Agenda

Date: November 18, 2021

Contact Person: Suzanne Hamilton

RE: School Health Advisory Council (SHAC) Members

=====

Background Information:

Policy BDF (Legal) states the Board shall appoint at least five members to the School Health Advisory Council. A majority of the members must be parents of students enrolled in the District and must not be employed by the District. One of those members shall serve as chair or co-chair of the SHAC.

The Board may also appoint one or more public school teachers, public school administrators, District students, health-care professionals, members of the business community, law enforcement representatives, senior citizens, clergy, representatives of nonprofit health organizations, representatives of local domestic violence programs, or representatives of another group. *Education Code 28.004(d)*

The names of potential voting committee members who have agreed to serve on the SHAC for the 2021-2022 school year are:

Parents/Students/Community Members:

- 1. Melissa Wray -Parent (WHS)
- 2. Kelly Lawson -Parent (TMS & WHS)
- 3. Jonathan Grant -Parent (WHS)
- 4. Amanda Hatten -Parent (LAMM & UHS)
- 5. Kristen Polk -Parent (HPDS & TMS)
- 6. Meredith Williams -Parent (LAMM)
- 7. David Jacinto -Parent (Kendrick)
- 8. Heather Lewis - Parent (TMS & WHS)
- 9. Keli Jackson-Freeman -Parent & Employee (Alta Vista & TMS)
- 10. Dr. Harvey Spark, Pediatrician

- 11. Ashley Williams, Waco-McLennan Health District
 - 12. Kayla Mize, Waco Dir. Child Hunger Outreach; Baylor Collaborative
 - 13. Paula Solano, STAR Kids
 - 14. Beth Olson, Director of Adolescent Health Programs, Prosper Waco
- Waco ISD Staff:
- 1. Rhiannon Settles, Director of Health Services
 - 2. Suzanne Hamilton, Executive Director of Student Services
 - 3. Yolanda Williams, Executive Director of Student Support & Campus Counselor Representative

Fiscal Implications:

There is no impact on the current budget.

Administrative Recommendation(s):

Approve appointment of the SHAC members as presented.

**Annual Evaluation of the Performance of Campuses Operated by
Transformation Waco**

2020-2021



Background

On June 29, 2018, Transformation Waco assumed the performance contract to operate five Waco ISD campuses: Alta Vista Elementary, Brook Avenue Elementary, J.H. Hines Elementary, G.W. Carver Middle and Indian Spring Middle.

To quote from the contract, “The primary purpose of this Agreement is to improve student outcomes by authorizing [Transformation Waco] to operate the Schools as an autonomous campus subject to transparent accountability requirements.” As a result, the contract gives Transformation Waco broad authority to determine the budget, staffing and curriculum for each campus. It also establishes specific performance metrics for each campus that Transformation Waco is expected to meet each year.

Board Policy ELA (LOCAL), which governs in-district charter partnerships (like the one with Transformation Waco) requires the Waco ISD Board of Trustees to conduct an annual evaluation of each campus against the performance measures in the contract and to produce “a written report that summarizes compliance and performance, including areas of strength and improvement,” and to make the report available to both Transformation Waco and the public. This document is that report, and it will be available online at wacoisd.org/2021evaluation.

Most of the academic performance measures in the contract set specific levels for campus performance under the state accountability system and/or on the State of Texas Assessments of Academic Readiness (STAAR). However, due to the pandemic, the state did not release accountability ratings in 2021.

As a result, data is not available for some of the performance measures and goal progress measures in the performance contract. This evaluation reviews the data that is available and draws on other data sources to capture some of the strengths and weaknesses of the five campuses.

2020-2021 Performance Metrics

Performance Measure #1: Campus Rating

This performance measure relies on accountability data that the state did not release for 2020-2021.

Performance Measure #2: School Progress

This performance measure relies on accountability data that the state did not release for 2020-2021.

Performance Measure #2, Goal Progress Measure #1: Relative Performance Scaled Score

This goal progress measure relies on accountability data that the state did not release for 2020-2021.

Performance Measure #2, Goal Progress Measure #2: STAAR Percent Meets or Exceeds Progress (All Subjects)

This goal progress measure relies on accountability data that the state did not release for 2020-2021.

Performance Measure #2, Goal Progress Measure #3: STAAR Percent Exceeds Progress (All Subjects)

As noted in the 2019 evaluation of campuses operated by Transformation Waco, this goal progress measure is based on the state’s previous accountability system, and it would be difficult to evaluate even if the state had released accountability data this year.

Performance Measure #3: Closing Gaps

This performance measure relies on accountability data that the state did not release for 2020-2021.

Performance Measure #3, Goal Progress Measure #1: Academic Achievement: STAAR Performance Status

Campus	2017-2018	2018-2019	2019-2020	2020-2021 Target ¹	2020-2021
Alta Vista Elementary	24.4%	22.1%	n/a	28.4%	13.6%
Brook Avenue Elementary	14.0%	15.1%	n/a	18.0%	7.5%
J.H. Hines Elementary	22.7%	15.1%	n/a	26.7%	10.1%
G.W. Carver Middle	19.8%	15.2%	n/a	23.8%	14.1%
Indian Spring Middle	24.7%	26.7%	n/a	28.7%	17.6%

This goal progress measure comes from the Student Success Status section of the Closing the Gaps Status and Data Tables in the accountability report for each campus. The percentages in the

¹ The contract set the target for this goal progress measure for 2019-2020 and subsequent years at “plus 2 from baseline each year” using 2017-2018 as the initial baseline.

table above are an average of the percentages of each student subgroup at the meets grade level standard or above.

Performance Measure #3, Goal Progress Measure #2: STAAR Growth Measure - Relative Performance

This goal progress measure relies on accountability data that the state did not release for 2020-2021.

Performance Measure #3, Goal Progress Measure #3: ELL Proficiency

Campus	2017-2018	2018-2019	2019-2020	2020-2021 Target ²	2020-2021
Alta Vista Elementary	45%	42%	n/a	49%	18%
Brook Avenue Elementary	39%	33%	n/a	43%	40%
J.H. Hines Elementary	47%	7%	n/a	51%	0%
G.W. Carver Middle	38%	16%	n/a	42%	26%
Indian Spring Middle	26%	29%	n/a	30%	28%

The percentages in the table above are TELPAS Progress Rates as reported in the Closing the Gaps Status and Data Tables in the accountability report for each campus.

Performance Measure #3, Goal Progress Measure #4: School Quality: STAAR Grade 3-8 Reading and Math Performance

Campus	2017-2018	2018-2019	2019-2020	2020-2021 Target ³	2020-2021
Alta Vista Elementary	25.6%	25.4%	n/a	29.6%	12.9%
Brook Avenue Elementary	16.6%	17.6%	n/a	20.6%	10.3%
J.H. Hines Elementary	24.5%	14.3%	n/a	28.5%	10.7%
G.W. Carver Middle	20.3%	18.3%	n/a	24.3%	14.4%
Indian Spring Middle	28.1%	28.3%	n/a	30.1%	18.5%

This goal progress measure comes from the Academic Achievement Status section of the Closing the Gaps Status and Data Tables in the accountability report for each campus. The percentages in the table above are an average of the percentage at meets grade level standard or above for each student subgroup for both ELA/reading and math.

² See footnote 1.

³ See footnote 1.

Performance Measure #4: Percentage Meeting Growth Target on NWEA MAP Assessment in ELA and Math

Campus	2017-2018	2018-2019	2019-2020	2020-2021 Target	2020-2021
Alta Vista Elementary	n/a	n/a	n/a	54%	21.9%
Brook Avenue Elementary	n/a	n/a	n/a	54%	30.3%
J.H. Hines Elementary	n/a	n/a	n/a	54%	28.6%
G.W. Carver Middle	n/a	n/a	n/a	54%	43.8%
Indian Spring Middle	n/a	n/a	n/a	54%	38.8%

The NWEA MAP Assessments in reading and mathematics are nationally normed tests for kindergarten through 12th grade that allow teachers to see if their students are growing at an expected pace and to make predictions about what type of growth is typical based on where a student starts. NWEA uses anonymous assessment data to create national norms, which makes it possible to compare a student’s and a school’s performance to the US school-age population.

The MAP Assessments are designed to be administered after the fourth, 20th and 32nd weeks of instruction. The fall or beginning of year assessment is used, in part, to set a growth target for each student for the school year.

In addition to providing the data for this goal progress measure, which is based on growth from the beginning of year to the end of year assessments, Transformation Waco also provided the following chart, which shows the percentage of students meeting their target for growth from the middle of the year to the end of the year.

2020-2021 Reading and Math Combined Growth Scores

NWEA MAP Growth

Campuses	BOY to EOY Growth	MOY to EOY Growth	Growth at either benchmark
Alta Vista Elementary	21.9%	36.8%	43.3%
Brook Avenue Elementary	30.3%	44.5%	53.6%
J. H. Hines Elementary	28.6%	47.1%	49.6%
G. W. Carver Middle	43.8%	55.3%	62.0%
Indian Spring Middle	38.8%	52.5%	56.4%
Transformation Waco	32.5%	46.9%	52.7%

It is notable that a significantly higher percentages of students at each campus met their growth target for the second half of the year.

Performance Measure #4, Goal Progress Measure #1: Teacher Satisfaction

Campus	2017-2018	2018-2019	2019-2020	2020-2021
Alta Vista Elementary	81.1%	81.4%	n/a	63.0%
Brook Avenue Elementary	72.9%	75.9%	n/a	42.5%
J.H. Hines Elementary	58.5%	65.5%	n/a	39.5%
G.W. Carver Middle	81.4%	73.8%	n/a	50.2%
Indian Spring Middle	75.0%	81.6%	n/a	60.3%

The survey instrument used for this goal progress measure changed between 2018-2019 and 2020-2021. Like other Waco ISD campuses, the five campuses operated by Transformation Waco participated at somewhat lower rates in 2020-2021 than in previous years.

Performance Measure #4, Goal Progress Measure #2: Parent Satisfaction

Campus	2017-2018	2018-2019	2019-2020	2020-2021 Target	2020-2021
Alta Vista Elementary	n/a	9.4	n/a	8.0	9.3
Brook Avenue Elementary	n/a	8.6	n/a	8.0	8.6
J.H. Hines Elementary	n/a	7.7	n/a	8.0	7.7
G.W. Carver Middle	n/a	8.9	n/a	8.0	8.1
Indian Spring Middle	n/a	8.6	n/a	8.0	8.6

The second goal progress measure for Performance Measure #4 is described as “Parent Net Promoter (Scale of 1-10).” To gather the data for this goal progress measure, Transformation Waco distributed a survey, which included the question “How likely is it that you would recommend this school to a colleague or friend?”

Performance Measure #4, Goal Progress Measure #3: Attendance

Campus	2017-2018	2018-2019	2019-2020	2020-2021 Target	2020-2021
Alta Vista Elementary	95.8%	96.1%	n/a	97.0%	92.2%
Brook Avenue Elementary	95.2%	96.8%	n/a	97.0%	96.4%
J.H. Hines Elementary	95.7%	95.5%	n/a	97.0%	89.0%
G.W. Carver Middle	94.4%	94.8%	n/a	97.0%	95.1%
Indian Spring Middle	95.5%	95.8%	n/a	97.0%	98.7%

Performance Measure #5: Financial Indicators

Met the performance standards established in the performance contract.

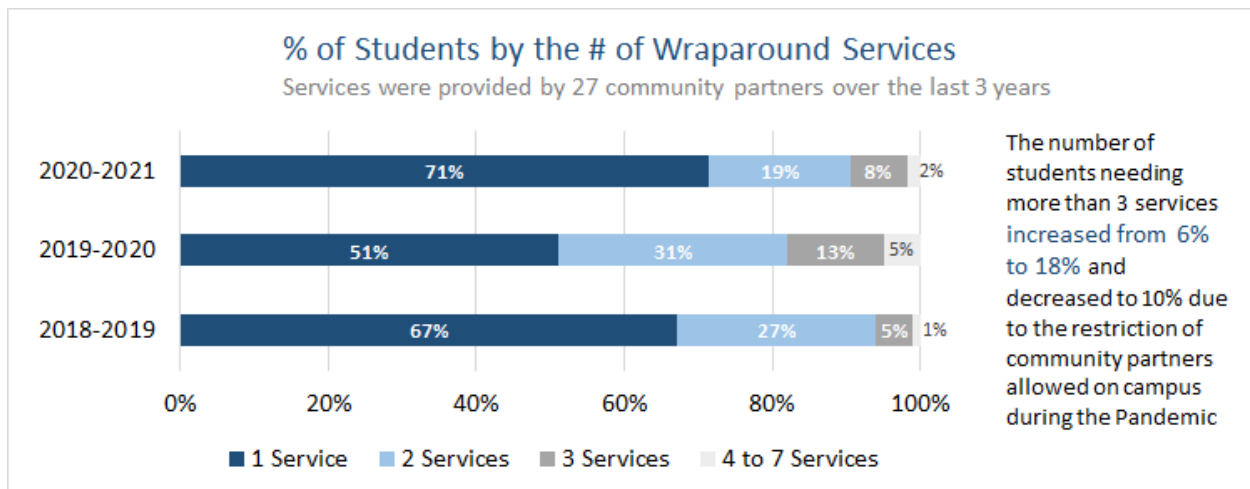
Performance Measure #5 consists of two goal progress measures addressing Transformation Waco’s annual financial report for the previous fiscal year (in this case, the fiscal year ending August 31, 2020). Transformation Waco submitted a cash basis financial statement to the district within 180 days of the end of the fiscal year. The auditor did not issue a modified opinion and did not identify any material weaknesses in internal controls.

Other Compliance and Performance Considerations

Wrap-Around Services

Coordinating wrap-around services to meet the unmet needs of students is central to Transformation Waco’s theory of change, and each campus operated by Transformation Waco has a family support specialist, whose role is focused on the coordination of academic, social and behavioral support for students. While the specific services and service providers vary by campus, they include mentoring programs, after-school and enrichment programs, mental health services, and access to free eye exams and free glasses.

The contract does not include a specific performance metric or target for wrap-around services. However, Transformation Waco provided the data below to quantify the number students at the five campuses who received services in 2020-2021.



Note that during the 2020-2021 school year, a majority of Transformation Waco’s community partners were unable to provide in-person services, because all Waco ISD campuses were closed to visitors due to COVID-19. Most of the services reflected in the chart above were provided by Communities in Schools, BEAR Project, and Transformation Waco’s family support specialists. Some mentors provided services through Zoom.

Summary

In announcing that the state would not issue accountability ratings in 2021, Texas Education Commissioner Mike Morath highlighted “these unprecedented circumstances have forced all of us to change and adapt.”

Just like other Waco ISD schools and schools across the country, the five campuses operated by Transformation Waco were deeply impacted by the pandemic and its associated challenges. While all campuses dealt with the instability created by student and staff quarantines as well as shifting between instructional settings, some of the campuses operated by Transformation Waco also experienced frequent closures due to COVID-19.

While it might be obvious, it is worth stating explicitly that the performance contract did not anticipate a global pandemic that would disrupt school operations for more than two years. The structure of some performance measures assumes relative stability allowing academic gains in one year to compound in the next (i.e., raising the target by two points each year).

As a result of the pandemic, data for many of the performance metrics is not available. In other cases, it is not clear that the targets set before the pandemic remain a meaningful way to measure a school’s performance during the pandemic.

Waco Independent School District
Board of Trustee Meeting Agenda

Date: November 18, 2021

Contact Person: Dr. Josie Gutierrez

RE: Resolution to Initiate the Process for Renewal of Designation as a District Innovation

=====

Background Information:

HB 1842 was passed during the 84th Texas Legislative Session (2015) and provides Texas public school districts the opportunity to be designated as Districts of Innovation.

Districts of Innovation may be exempted from a number of state statutes and will have:

- Greater local control as the decision makers over the educational and instructional model for students;
- Increased freedom and flexibility, with accountability, relative to state mandates that govern educational programming; and
- Empowerment to innovate and think differently.

A district can renew its District of Innovation plan if the action to renew is approved by: (1) a majority vote of the DAC and, (2) a two-thirds majority vote of the board. The district must notify TEA of an action taken to renew along with the exemptions and local approval dates.

District of Innovation planning requires the identification of the Texas Education Code provisions from which the District of Innovation should be exempted or modified and may include:

- Site-based decision-making processes (to the extent required by state law)
- Uniform school start date
- Minimum minutes of instruction
- Class size and student/teacher ratio
- The 90 percent attendance rule (but compulsory attendance still applies)
- Student discipline provisions (with some key exceptions, like the requirement have a code of conduct and restrictions on restraint and seclusion)
- Teacher certification (except as required by federal law or as applicable to charter schools)
- Teacher contracts
- Teacher benefits, including state minimum salary schedule, duty-free lunch, and planning periods

- Teacher and principal appraisal systems

District of Innovation renewal requirements require that:

- All sections of the plan and exemptions be reviewed and the district must follow all steps outlined in Texas Administrative Code, including posting the plan on the district's website for 30 days.
- Provide a copy of the current local innovation plan to the Texas Education Agency.
- The district posts a copy of the local innovation plan on the district's website for the term of the designation as an innovation district.

Fiscal Implications:

None

Administrative Recommendations:

Approve the attached resolution to initiate the process of renewal of designation as a District of Innovation.

RESOLUTION OF THE BOARD OF TRUSTEES OF THE WACO INDEPENDENT SCHOOL DISTRICT REGARDING ACTION TO BE TAKEN TO INITIATE THE PROCESS OF RENEWAL OF DESIGNATION AS A DISTRICT OF INNOVATION UNDER TEXAS EDUCATION CODE CHAPTER 12A

WHEREAS, the Waco Independent School District (Waco ISD) Board of Trustees (Board) previously adopted a Resolution on March 24, 2016 to initiate the process of designation of Waco ISD as a District of Innovation;

WHEREAS, the District of Innovation Plan was approved by the Waco ISD Board on March 16, 2017;

WHEREAS, a designation as a district of innovation is limited to five years by Chapter 12A of the Texas Education Code

WHEREAS, the Waco ISD Board is committed to the success of every child;

WHEREAS, Chapter 12A Of the Texas Education Code provides Texas public school districts the opportunity to apply for a renewal of designation as Districts of Innovation;

WHEREAS, Texas districts designated as Districts of Innovation may be exempted from a number of state statues;

WHEREAS, the Waco ISD Board has a long-standing practice of supporting innovation for the benefit of students;

WHEREAS, the Waco ISD Board of Trustees believes it can be a better decision-making body for students when it has freedom to exercise local control over the decision-making process;

WHEREAS, Chapter 12A requires districts seeking renewal of a prior designation as a District of Innovation to comply with Section 12A.005 of the Texas Education Code;

WHEREAS, the Waco ISD Board has developed a strategic plan for the District to improve school and District performance;

WHEREAS, the Waco ISD Board believes that continuing its local innovation plan is appropriate in conjunction with the District's strategic plan; and

WHEREAS, before considering the continuation of its local innovation plan, the Waco ISD Board will hold a public hearing to receive feedback from District stakeholders;

NOW, THEREFORE BE IT RESOLVED THAT the Waco Independent School District Board of Trustees on November 18, 2016 initiates the process of exploring and considering renewal of the prior designation of the District as a District of Innovation.

Adopted on this 18th day of November, 2021, by the Waco ISD Board of Trustees.

Angela Tekell
President, Board of Trustees

Jose Vidaña
Secretary, Board of Trustees

Waco Independent School District

Board of Trustee Meeting Agenda Item

Date: November 18, 2021

Contact Person: Charlotte Davis

RE: Special Education Remote Homebound Waiver

=====

Background Information

The Texas Education Agency (TEA) requires districts to request a waiver to provide remote special education homebound services. Students with a chronic medical condition, weakened immune system, or other significant health conditions may warrant remote homebound instruction. The need for homebound services are determined through a Homebound Needs Evaluation endorsed by a licensed physician.

Remote instruction for a student receiving special education services with an instructional setting code of 01-Homebound must receive individualized instruction through special education homebound instruction in which all requirements related to special education homebound instruction are met except for in-person instruction from the homebound teacher.

School districts are able to provide special education remote homebound instruction to a student if:

1. The student’s Admission, Review, Dismissal (ARD) committee has determined that the remote homebound instruction to be provided meets the needs of the student.
2. The ARD committee has documented the determination in the student’s Individualized Education Plan (IEP).
3. All other requirements related to the provision of special education homebound instruction are met except face-to-face instruction from the homebound teacher.

At this time, Waco ISD has one additional homebound student who have requested a waiver and meet the eligibility requirements for remote special education homebound services.

Fiscal Implications

If the waiver is granted, the affected student will generate ADA funding according to the homebound funding provisions.

Administrative Recommendation(s)

Approve the submission of a Special Education Remote Homebound waiver request to the Texas Education Agency.

Waco Independent School District

Board of Trustee Meeting Agenda Item

Date: November 18, 2021

Contact Person: Christine Holecek

RE: Review and Discuss Waco ISD’s Future Educators Academy Pilot Project

=====

Background Information:

During the fall of 2019, district leaders and representatives from McLennan Community College, Texas Tech University, and Tarleton State University identified the development of a P-TECH program for education and training as a strategy for recruiting and retaining teachers in Waco ISD. As a result of those conversations, Waco ISD applied for and was awarded a P-TECH Planning Grant Award in March of 2021 in the amount of \$111,587. To further enhance the development of the program, Waco ISD applied for and was awarded a TCLAS Grant Award of \$238,000 in August of 2021.

P-TECH stands for **Pathways in Technology Early College High School**. Students earn a high school diploma, an industry-recognized certification, and an associate’s degree upon completion of the program. Waco ISD’s P-TECH, **Future Educators Academy**, is focused on education and training. As a part of the program, students will gain relevant work experience in Waco ISD’s classrooms.

The P-TECH Model has six key tenets: 1) Partnerships, 2) a six year integrated CTE program of study, College courses mapped to industry skills leading to a post-secondary degree. 3) The program is open enrollment with no minimum high school GPA for entry to program. 4) Work Based learning where Industry Partners provide a comprehensive set of focused workplace experiences 5) Cost is Free-P TECH services and Associate degree are provided at no cost to the student. 6) Pipeline to a Job-Not a promise of employment, but a preference in selection to interview students that have completed the program.

The educational pathway includes that students will:

- Complete courses in the CTE Pathway of Education and Training, earning an endorsement
- Take part in work based learning experiences in WISD schools
- Complete Dual Credit courses to earn an Associate of Arts in Teaching by the end of high school
- Earn an industry certification “Aide 1” upon graduation

- Move seamlessly to MCC’s University Center to earn a Bachelor of Education from Texas Tech or Tarleton

Teaching is a Targeted Occupation in the Heart of Texas (HOT) Workforce Area. Teaching (middle & high school) are identified as 2 of the 25 Targeted Occupations of the HOT Region. This designation by Workforce Solutions is based on a percentage of growth and a higher than average yearly salary. Growth rate for teachers is predicted at 12.7% with a starting salary in Waco ISD at \$50, 250. Also, Teacher Aide has been determined to be an Anchor occupation which creates a career progression lattice leading to the demand occupation of teaching,

Timeline for the Program:

Fall 2021

- 8th Grade Recruitment including classroom presentations,
- parent meetings,
- marketing campaign,
- Application process.
- Begin Pilot Program (Present to the Board 11/18/21)
- Submit Designation Application

Spring 2022

- Family Celebration & Orientation for parents and students of Cohort 1 (Saturday, Feb. 26, 2022)

Summer 2022

- Summer Bridge Program

Fall 2022

- Cohort 1 begins (Year 2 of the Pilot Program)

Fiscal Implications:

Two grant awards have been received: 1) P-TECH Grant \$111,587; and 2) TCLAS Grant \$238,000

Administrative Recommendation(s):

Report Only

Future Educators Academy

Board Presentation
November 18, 2021



Dr. Christine Holecek

to grow, employ and retain
a diverse teacher
workforce that supports
student success.

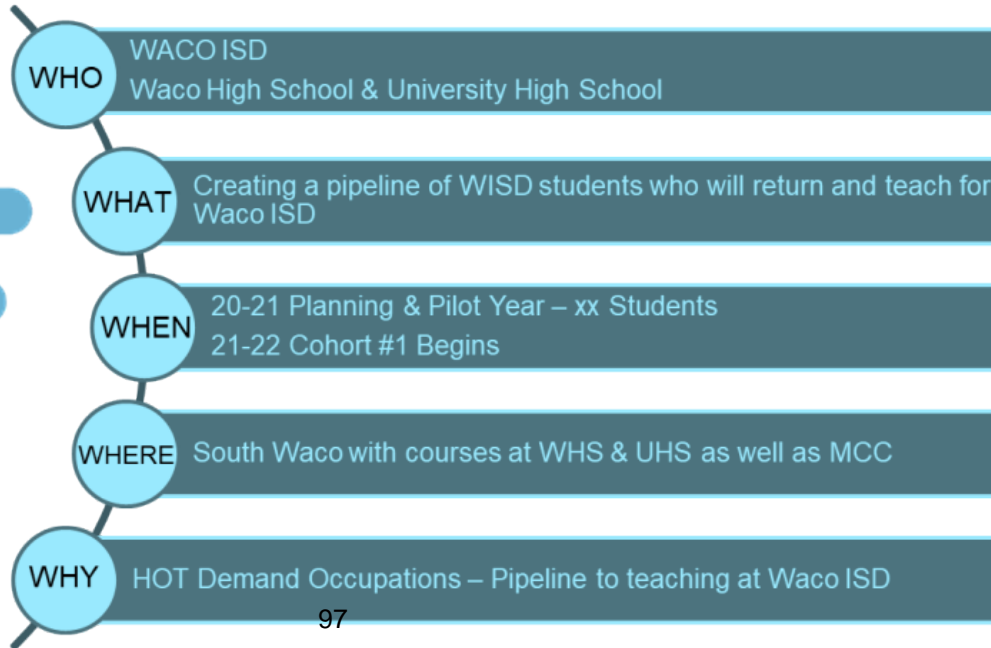
Essential Intent



5 W's of the Future Educators Academy

WACO ISD

**FUTURE
EDUCATORS
ACADEMY**



Demand Occupation of the Region



Starting Salary

Not Specified



Occupation Growth Over 10 Years

12.7%

Waco ISD

\$ 50,250

Components of the Project:

- Summer Bridge
- Work-Based Learning
- Seminar Fridays
- CTSO-Texas Association of Future Educators
- Industry Based Certification
 - Educational Aide 1



Dual Credit Crosswalk with
McLennan Community
College in Partnership with
Tarleton State University and
Texas Tech

Course of Study



Educational Pathway

- High School Diploma
- AAS Degree from MCC
- Enrollment and Graduation from Tarleton State or Texas Tech through the University Center
- Earn TEXAS Teaching Certification



Employment Plans

Teacher Pipeline Project with WISD Human Resources Department





For more information
Please Contact

Dean of Waco ISD Future
Educators Academy

Dr. Christine Holecek

christine.holecek@wacoisd.org

254-716-8789



Waco Independent School District

Board of Trustee Workshop Agenda Item

Date: November 18, 2021

Contact Person: Mrs. Grace Benson

RE: Review and Discuss the Emergent Bilinguals Annual Evaluation and Program Report

=====

Background Information:

Texas Administrative Code §89.1265. Evaluation.

(a) All school districts required to conduct a bilingual education or English as a second language (ESL) program shall conduct an annual evaluation in accordance with Texas Education Code (TEC), §29.053, collecting a full range of data to determine program effectiveness to ensure student academic success. The annual evaluation report shall be presented to the board of trustees before November 1 of each year and the report shall be retained at the school district level in accordance with TEC, §29.062.

The purpose of the Emergent Bilinguals Annual Evaluation report is to provide the Board of Trustees with the annual report of the Bilingual and ESL programs within Waco ISD for 2020-2021. Areas addressed in the report are listed below:

- ESL and Bilingual Programs Offered at Waco ISD
- Programming Updates
- Demographics
- Language Acquisition Summer School
- ESL and Bilingual Programs Staffing
- Professional Development
- Parent, Family, and Community Engagement
- Academic Progress for Emergent Bilinguals

Fiscal Implications: None

Administrative Recommendation(s): This report is for information only. No action is necessary.



**EMERGENT BILINGUALS ANNUAL EVALUATION
AND PROGRAM REPORT
WACO ISD
2020-2021**

105

**Grace Benson, Ed. S.
Director of ESL and Bilingual Education
Waco ISD**

EMERGENT BILINGUAL PROGRAMS REPORT 2020-2021: BIAS FOR ACTION AND EMPATHY

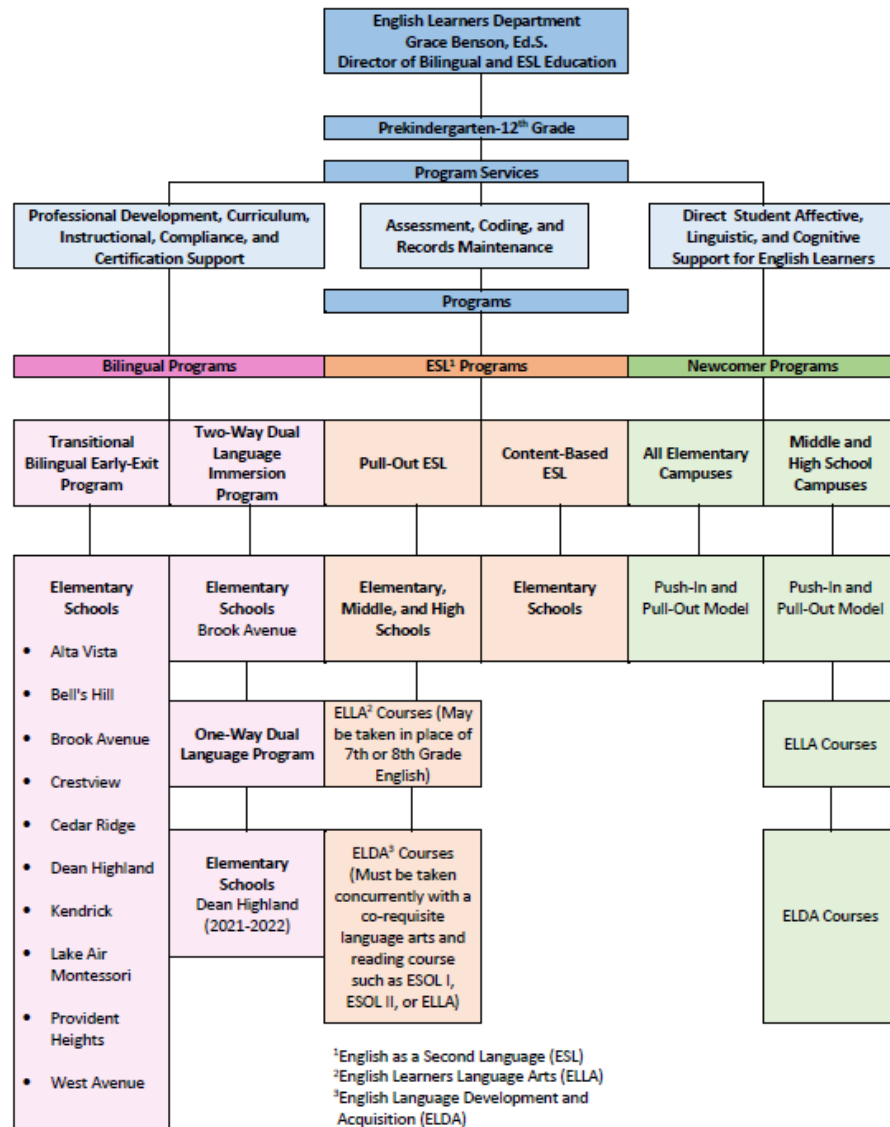
My favorite tenants of Design Thinking are ***Bias for Action*** and ***Empathy***. As an Emergent Bilingual and immigrant, these are close to my heart. They exemplify what our Emergent Bilinguals do each day. Nothing could be more relevant now than during the pandemic. Going into our second pandemic year, Emergent Bilinguals have continued to learn and adapt while utilizing empathy to find solutions to unforeseen challenges for themselves and their families.

The Busy Street by Jane Medina


*I'm holding Mimi's hand very tight, again
as tight as I held it
When we crossed the river to come here.
I was so afraid.
Mimi and I had to cross first.
while my mama and my papa waited
on dry, Mexican sand.
Mamá stands under the stoplight
making us go first again.
She is pushing the air toward school with one hand.
She is telling us to go fast
-fast across a busy street.
At least we crossed the river only once.
We have to cross this street every day.*



ESL and Bilingual Programs Offered at Waco ISD



We are excited to share that we now have a One-Way Dual Language Program at Dean Highland Elementary!



Ms. Krisol Villa-Flores and Mr. Jose Hernandez, Dual Language Bilingual Teachers at Dean Highland.

DUAL LANGUAGE IMMERSION/ONE-WAY

Dual language immersion/one-way is a bilingual/biliteracy program model in which students identified as English learners are served in both English and another language and are prepared to meet reclassification criteria in order to be successful in English-only instruction not earlier than six or later than seven years after the student enrolls in school. Instruction provided in a language other than English in this program model is delivered by a teacher appropriately certified in bilingual education under TEC, §29.061. Instruction provided in English in this program model may be delivered either by a teacher appropriately certified in bilingual education or by a different teacher certified in ESL in accordance with TEC, §29.061. The goal of one-way dual language immersion is for program participants to attain full proficiency in another language as well as English. This model provides ongoing instruction in literacy and academic content in the students' primary language as well as English, with at least half of the instruction delivered in the students' primary language for the duration of the program.

DUAL LANGUAGE IMMERSION/TWO-WAY

“Dual language immersion/two-way is a bilingual/biliteracy program model in which students identified as English learners are integrated with students proficient in English and are served in both English and another language and are prepared to meet reclassification criteria in order to be successful in English-only instruction not earlier than six or later than seven years after the student enrolls in school. Instruction provided in a language other than English in this program model is delivered by a teacher appropriately certified in bilingual education under TEC, §29.061, for the assigned grade level and content area. Instruction provided in English in this program model may be delivered either by a teacher appropriately certified in bilingual education or by a different teacher certified in ESL in accordance with TEC, §29.061, for the assigned grade level and content area. The goal of two-way dual language immersion is for program participants to attain full proficiency in another language as well as English. This model provides ongoing instruction in literacy and academic content in English and another language with at least half of the instruction delivered in the non-English program language for the duration of the program.”

From §89.1210. Program Content and Design.

TRANSITIONAL BILINGUAL/EARLY EXIT

“Transitional bilingual/early exit is a bilingual program model in which students identified as English learners are served in both English and another language and are prepared to meet reclassification criteria to be successful in English-only instruction not earlier than two or later than five years after the student enrolls in school. Instruction in this program is delivered by a teacher appropriately certified in bilingual education under TEC, §29.061(b)(1), for the assigned grade level and content area. The goal of early-exit transitional bilingual education is for program participants to use their primary language as a resource while acquiring full proficiency in English. This model provides instruction in literacy and academic content through the medium of the students' primary language along with instruction in English that targets second language development through academic content.”

From §89.1210. Program Content and Design.

ESL/Content-Based

“An ESL/content-based program model is an English acquisition program that serves students identified as English learners through English instruction by a teacher appropriately certified in ESL under TEC, §29.061(c), through English language arts and reading, mathematics, science, and social studies. The goal of content-based ESL is for English learners to attain full proficiency in English in order to participate equitably in school. This model targets English language development through academic content instruction that is linguistically and culturally responsive in English language arts and reading, mathematics, science, and social studies.”

From §89.1210. Program Content and Design.

ESL/Pull-Out

“An ESL/pull-out program model is an English acquisition program that serves students identified as English learners through English instruction provided by an appropriately certified ESL teacher under the TEC, §29.061(c), through English language arts and reading. The goal of ESL pull-out is for English learners to attain full proficiency in English in order to participate equitably in school. This model targets English language development through academic content instruction that is linguistically and culturally responsive in English language arts and reading. Instruction shall be provided by the ESL teacher in a pull-out or inclusionary delivery model.”

DEMOGRAPHICS

Program Specification	Number of Students 2020-2021
Total LEP Students Served	2,883
Bilingual	655
ESL	2,228

MONITORED YEAR 1 AND YEAR 2 STUDENTS

Monitored Year 1 & Year 2 (Includes Reclassified Students)	
Monitored Year 1	99 (includes students that met reclassification criteria)
Monitored Year 2	68 (includes students that met reclassification criteria)

LANGUAGE ACQUISITION SUMMER SCHOOL: JUNE 14-JULY 30



We want to thank the incredible Language Acquisition Summer School teachers, paraprofessionals, lead clerk, and lead teacher. **A very special thank you goes to Ms. Guadalupe Zuniga who served as Lead Teacher and led the summer program with incredible leadership and wisdom** during the time of the pandemic. We also want to thank Ms. Rebekah Mechell for welcoming our Emergent Bilinguals from all over the district and hosting our program at Bell's Hill Elementary.

Although we cannot show photos of our beautiful Emergent Bilinguals' faces due to FERPA guidelines, we do want to share some photos of the wonderful people that made it all happen!

All Emergent Bilinguals in PK and Kindergarten were invited to the program and a total of 92 students attended.



115



11

ESL AND BILINGUAL PROGRAMS STAFFING: 2020-2021

ESL and Bilingual Programs Staffing:

- 221 teachers in Waco ISD taught in an ESL Program.
- 42 teachers taught in a Bilingual Program.
- 6 teachers needed to instruct ELs under a bilingual education exception (Spanish)
- 48 teachers needed to instruct ELs under an ESL waiver



Ms. Maria Chapa, Dual Language Bilingual Teacher at Dean Highland

Our English Learners Department Family



Grace Benson, Director of
ESL and Bilingual Education



Cris Leary
Administrative
Assistant



Yadira Burciaga
Bilingual Assessor
Specialist



Eleanor Vega
Emergent Bilingual
Testing Clerk



Cathleen Rooney
Emergent Bilingual
Coordinator



Milissa Johnson
Emergent Bilingual
Coordinator



Lynn Callentine
Emergent Bilingual
Coordinator



Randy James
ESL Strategist/Interventionist
(High Schools)



Rebecca Rivera
ESL Strategist/Interventionist



Julie Pena
ESL Strategist/Interventionist



Maria "Mimi" Martinez
Bilingual Instructional Aide

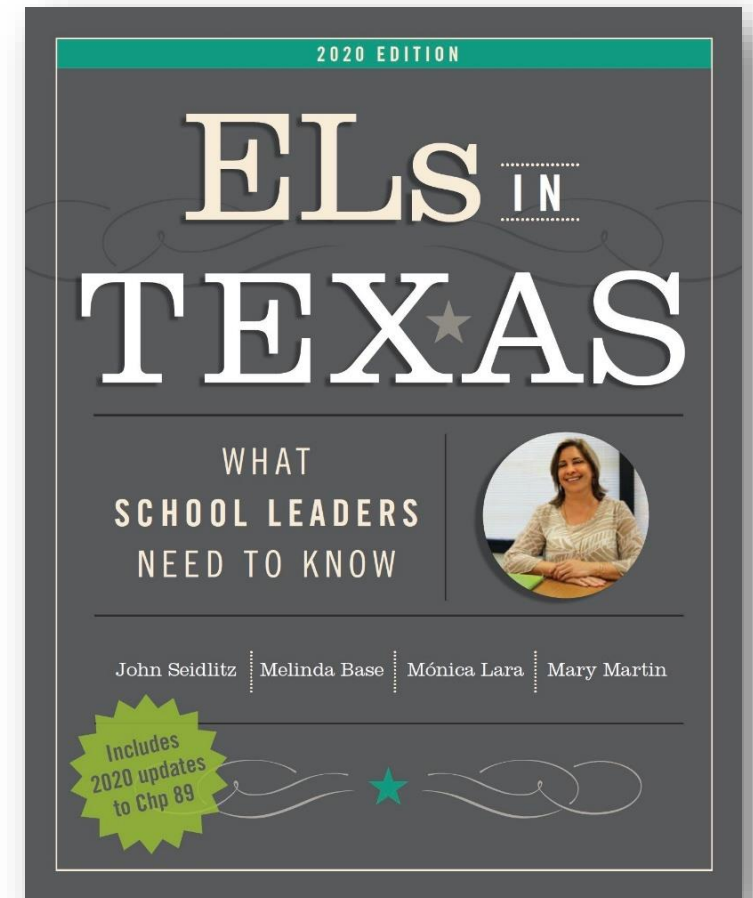


Kade Hill
Bilingual Instructional Tutor

PROFESSIONAL DEVELOPMENT FOR ADMINISTRATORS, ESL, AND BILINGUAL TEACHERS

Administrators, ESL, and Bilingual teachers participated in 34 professional development opportunities provided by the English Learners Department during the 2020-2021 school-year. Professional Development topics included:


- ESL Certification Academies
- Language Proficiency Assessment Committee (LPAC) Trainings
- Literacy Trainings
- Higher Level Questioning Strategies PD
- TELPAS, Domain III, and TAPR PD
- PD on Best Instructional Practices for all Four Language Domains
- Sheltered Instruction Trainings
- Dual Language PD
- Leadership PD on Legal Guidelines and Best Practices for the Instruction of Emergent Bilinguals
- Research-Based Strategies for Improving Learning Outcomes for Emergent Bilinguals and Newcomers




PROFESSIONAL DEVELOPMENT HIGHLIGHTS

As we scale the Dual Language Program across the district, I want to share some highlights of the PD our Dual Language teachers attended during the summer.

On July 13 and 14, Bilingual teachers from Brook Avenue and Dean Highland participated in two-days of high quality Dual Language PD provided by the Dual Language Institute.



On July 15, Dual Language teachers from Dean Highland participated in insightful and hands-on ELAR and SLAR PD, provided by Faith Foster from Region 12



ENGLISH LEARNERS DEPARTMENT PRESENTATION FOR TEXAS TITLE III SYMPOSIUM

- In the spring of 2021, the English Learners Department submitted a presentation proposal to the Texas Title III Symposium.
- The presentation was titled, ***Higher Level Questioning Strategies for English Learners.***
- The proposal was chosen and in July Grace Benson, Milissa Johnson, Cathleen Rooney, and Dr. Robert Glinski (Coordinator of Social Studies for Waco ISD) presented at the Texas Title III Symposium.



Grace Benson,
Director of ESL
and Bilingual
Education



Dr. Robert
Glinski,
Social
Studies
Coordinator




Milissa
Johnson,
Emergent
Bilingual
Coordinator




Cathleen
Rooney,
Emergent
Bilingual
Coordinator

ENGLISH LEARNERS DEPARTMENT PRESENTATION FOR TEXAS TITLE III SYMPOSIUM

The Beauty of Teaching and Learning



"One of the beauties of teaching is that there is no limit to one's growth as a teacher, just as there is no knowing beforehand how much your students can learn."
Herbert Kohl



The presentation was received with rave reviews. Below are some of the comments from participants from all over Texas. It was an honor to represent Waco ISD and share information to help Emergent Bilinguals across the state of Texas.:

"Excellent session and resources!"

"Way to go Waco ISD!"

"Such a great presentation with lots of modeling for teachers!"


"The presenters were all amazing! These educators provided resources that can make an immediate impact in our classroom!"

"Excellent Presentation!"

"OMG!!! I have enjoyed all of the sessions, but this has been the best one so far!! I truly enjoyed all of the presenters and the valuable information that they shared in this session. I LOVED it!"


"This session provided great resources to be used in the classroom and shared with colleagues."

What are Effective Questioning Strategies All About?



- They align with the learning objective.
- Questions are **preplanned** with *all* students in mind.
- They include varied levels of Bloom's Taxonomy and/or Costa's Levels of Thinking
- All students are actively engaged in the learning (no one is off the hook!). This is especially important for English Learners.
- **Wait time**-One of the most important things you can give your students right now, even if it feels awkward. Don't rescue them-make them think!

"I have never heard a more eloquent silence."
Laurie Halse Anderson, *Speak*



EMERGENT BILINGUALS ADVISORY COUNCIL COMMITTEE

The Emergent Bilingual Advisory Council Committee consists of Emergent Bilingual students, their families, and staff members from Waco ISD. Topics presented at meetings during the 2020-2021 School Year included:

- Immigration and DACA updates
- Post-secondary school options
- Support for Emergent Bilinguals at MCC
- Mentorship from community members

Community representatives that met with students and their families included:

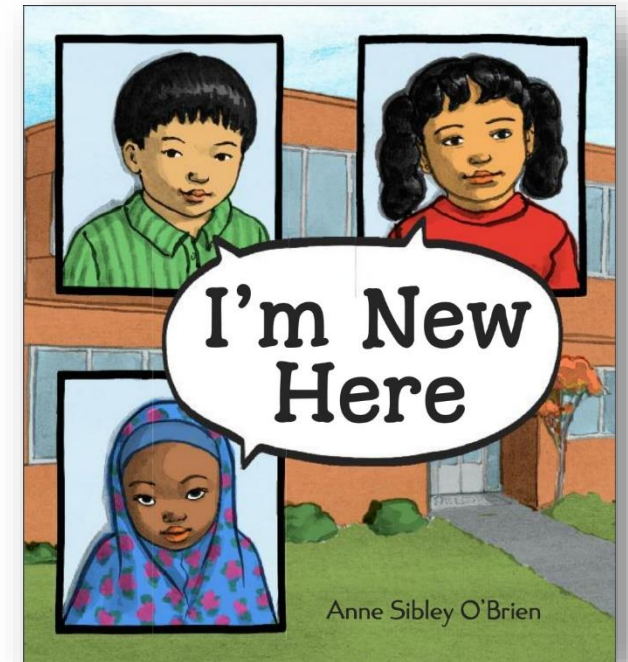
- Dr. Elizabeth Palacios, Dean for Student Development at Baylor University and Special Assistant to the President on Diversity.
- Analí Looper, Attorney, Director of American Gateways (Waco)
- Aranza Torres, Office of Admissions & Recruitment at McLennan Community College



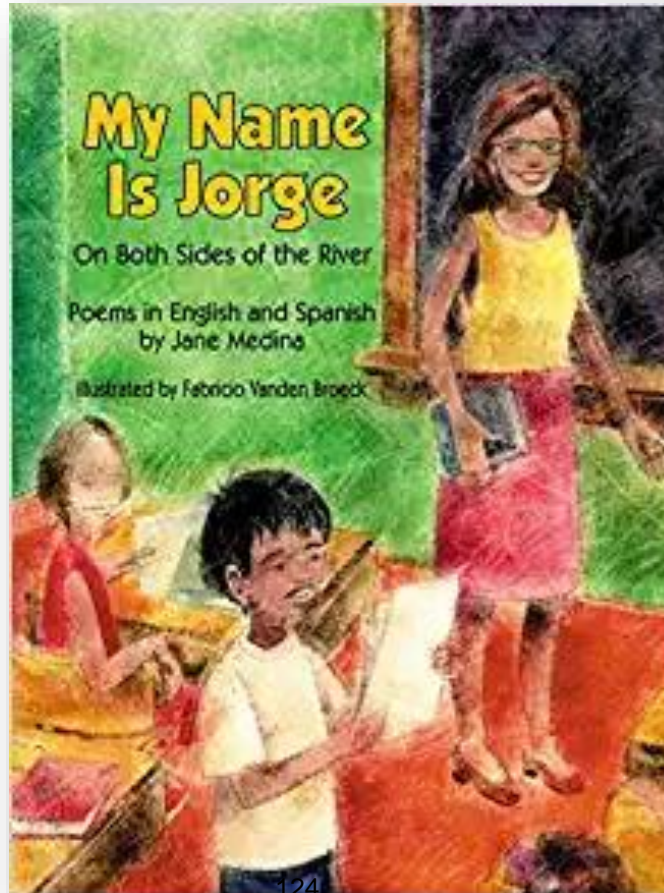
TEXAS EDUCATION AGENCY NEWCOMERS COMMUNITY OF PRACTICE

In the fall of 2021, Grace Benson was chosen by the Texas Education Agency to be part of the *Newcomer Community of Practice*.

- All of the members of TEA's Newcomer's Community of Practice represent districts across Texas and will be working together to improve the learning outcomes of immigrant students across the state.
- As a first generation immigrant, it is such a great honor for me to help other districts learn from the practices that are helping Newcomer students at Waco ISD and to help immigrant students from all over Texas.
- At the first meeting of the Newcomer Community of Practice, TEA showed videos of Newcomer students from Waco ISD where they shared practices that are helping them learn and feel welcome at Waco ISD. A resounding message that came across from the students was the feeling of "family" that they felt at Waco ISD.



TEXAS ENGLISH LANGUAGE PROFICIENCY ASSESSMENT (TELPAS) RESULTS 2020-2021



TELPAS COMPOSITE SCORE AND RATING

TELPAS Composite Score

The **TELPAS Composite Score** denotes the student's overall level of English Proficiency. The following four areas are assessed:

- Reading
- Writing
- Listening
- Speaking

A student can obtain a *Composite Rating* ranging from 1-4 in each of the four assessed areas. The *TELPAS Composite Score* is obtained by averaging the student's performance in the four assessed areas.

TELPAS Composite Ratings

Beginner Level	Intermediate Level	Advanced Level	Advanced High Level
1	2	3	4



TEXAS ENGLISH LANGUAGE PROFICIENCY ASSESSMENT (TELPAS)

Current TELPAS Domain Weights for Composite Score Calculations for 2020-2021

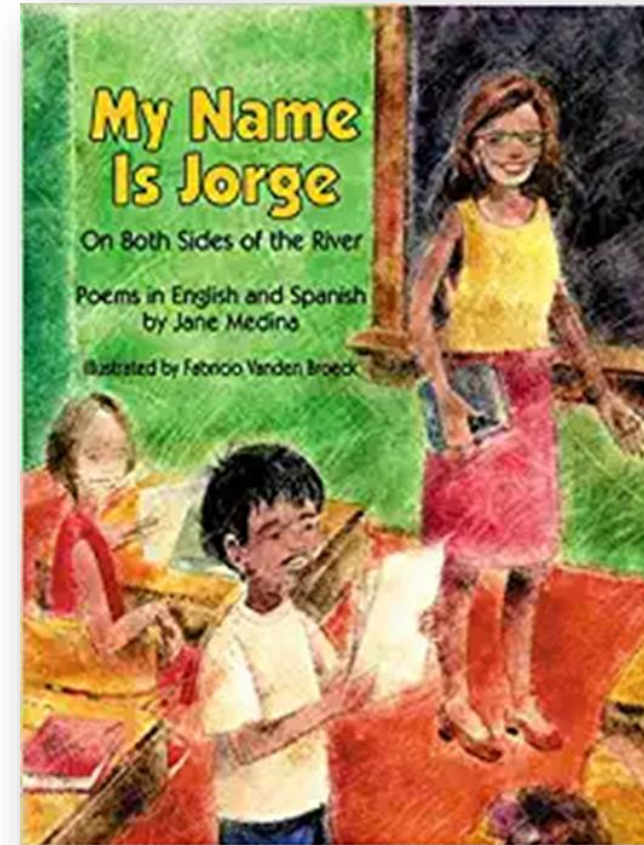
TELPAS assesses the English language proficiency of K–12 Emergent Bilinguals (ELs) in four language domains:

- Listening: 25%
- Speaking: 25%
- Reading: 25%
- Writing: 25%

English language proficiency assessments in grades K–12 are federally required to evaluate the progress that ELs make in becoming proficient in the use of academic English.

Adapted from TEA 2018-2019 Testing Coordinator Training

126



TELPAS AND THE PANDEMIC

As a result of the pandemic, TELPAS data was significantly affected since many students were not able to take all of the four subtests representing the language domains.

Due to the significant impact on TELPAS testing across the state, composite scores were not provided for students who were not able to complete all four subtests for the language domains. Thus, TELPAS will not be calculated into this year's accountability for campuses.

2021 ACADEMIC ACCOUNTABILITY SYSTEM OVERVIEW

Student Achievement

All Students

Elementary Schools and Middle Schools

STAAR

- Combined over all STAAR subject areas evaluated (reading, mathematics, writing, science, social studies)
- Credit awarded for Approaches Grade Level or above, Meets Grade Level or above, and Masters Grade Level

High Schools, K–12s, and Districts

STAAR

See description above.

College, Career, and Military Readiness (CCMR)

Percentage of annual graduates that meet any of the following:

- Meet TSI criteria in ELA/reading *and* mathematics on assessments or complete college prep courses
- Meet AP/IB criteria
- Earn dual-course credits
- Earn an approved industry-based certification
- Earn an associate degree while in high school
- Graduate with completed IEP and workforce readiness
- Earn a Level I or Level II certificate
- Complete an OnRamps dual-enrollment course
- Graduate under an advanced diploma plan and be identified as a current special education student

Update for 2021

CCMR was updated to exclude two previously used indicators:

1. Enlist in the U.S. Armed Forces ([pending data receipt](#))
2. Complete CTE coherent sequence coursework and earn credit aligned with approved industry-based certifications

Graduation Rate

Better of four-year, five-year, or six-year graduation rate (or annual dropout rate if no graduation rate is available).

School Progress

All Students

Elementary Schools, Middle Schools, High Schools, K–12s, and Districts

Part A: Academic Growth

Update for 2021

School Progress, Part A: Academic Growth will not be calculated for 2021.

Part B: Relative Performance

Credit awarded based on performance relative to districts or campuses with a similar percentage of economically disadvantaged students.

Summary of 2021 Updates

- No overall or domain scaled scores or A–F ratings
- All districts and campuses labeled **Not Rated: Declared State of Disaster**
- School Progress, Part A & Closing the Gaps: Academic Growth not calculated
- CCMR indicators updated
- Federal graduation rate methodology in Closing the Gaps modified
- Accelerated testers may be included in STAAR components pending USDE response

Closing the Gaps

All Students and Disaggregated Student Groups

Elementary Schools and Middle Schools

Academic Achievement

- Reading and mathematics STAAR results
- Credit awarded for Meets Grade Level or above and Masters Grade Level

Academic Growth Status

Update for 2021

Closing the Gaps: Academic Growth Status will not be calculated for 2021.

English Language Proficiency

- English learners' performance on TELPAS
- Credit for advancing by at least one composite rating from the prior year (2019 or 2020) to the current year, or a composite rating of Advanced High or Basic Fluency

STAAR Component

See Student Achievement–STAAR for description.

High Schools, K–12s, and Districts

Academic Achievement

See description above.

Federal Graduation Rate

Four-year federal graduation rate (without exclusions).

Update for 2021

Methodology updated. Indicator may be met with 3 options:

1. Meet long-term target and improve at least 0.1% over baseline rate
2. If #1 is no, meet interim target and improve at least 0.1% over prior year rate
3. If #1 and #2 are no, meet growth target

English Language Proficiency

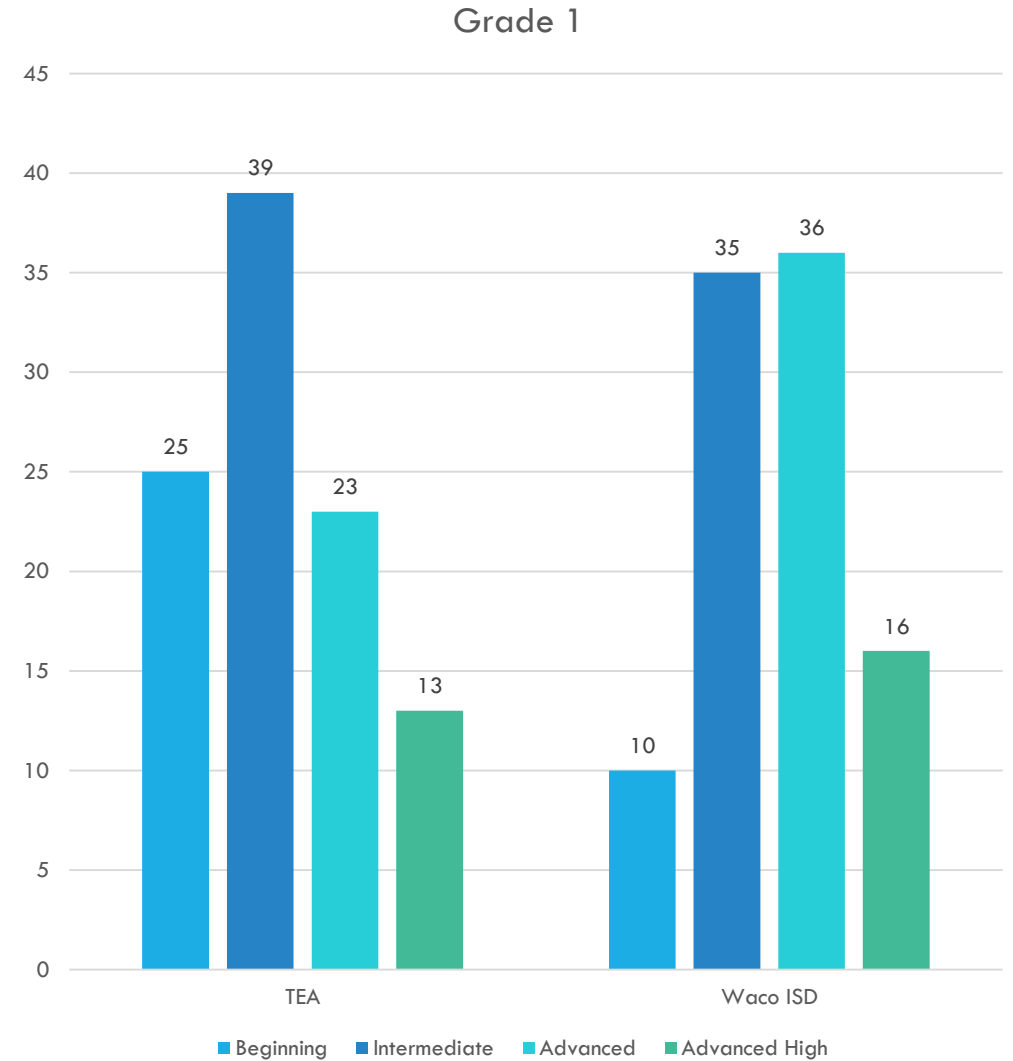
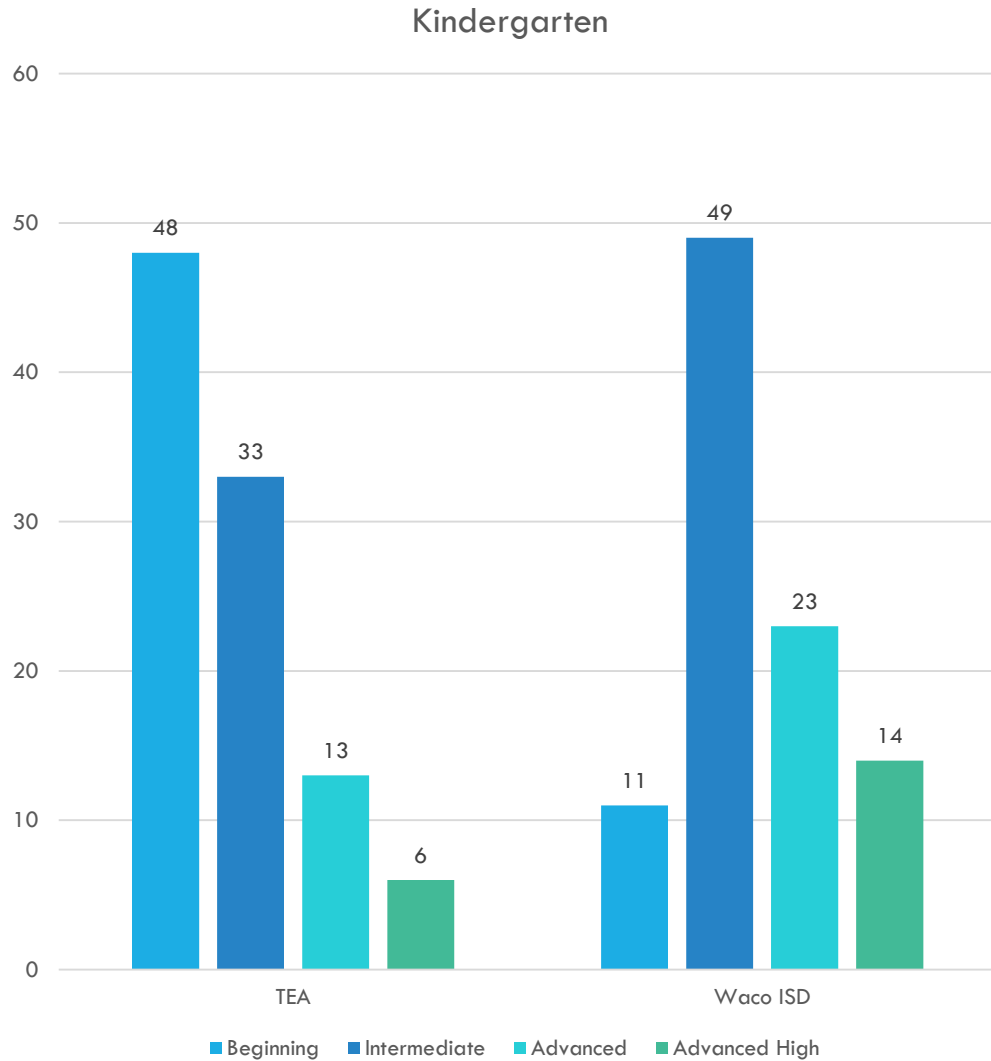
See description above.

College, Career, and Military Readiness

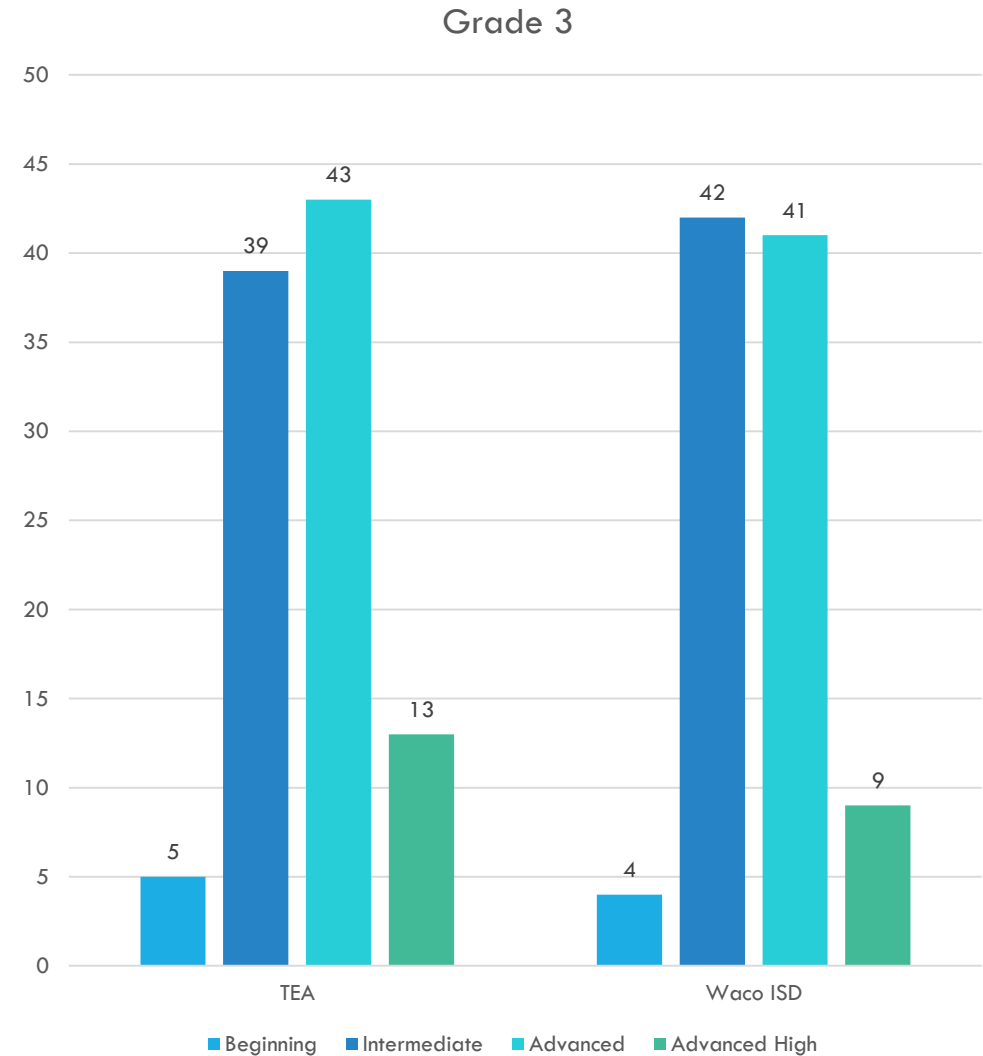
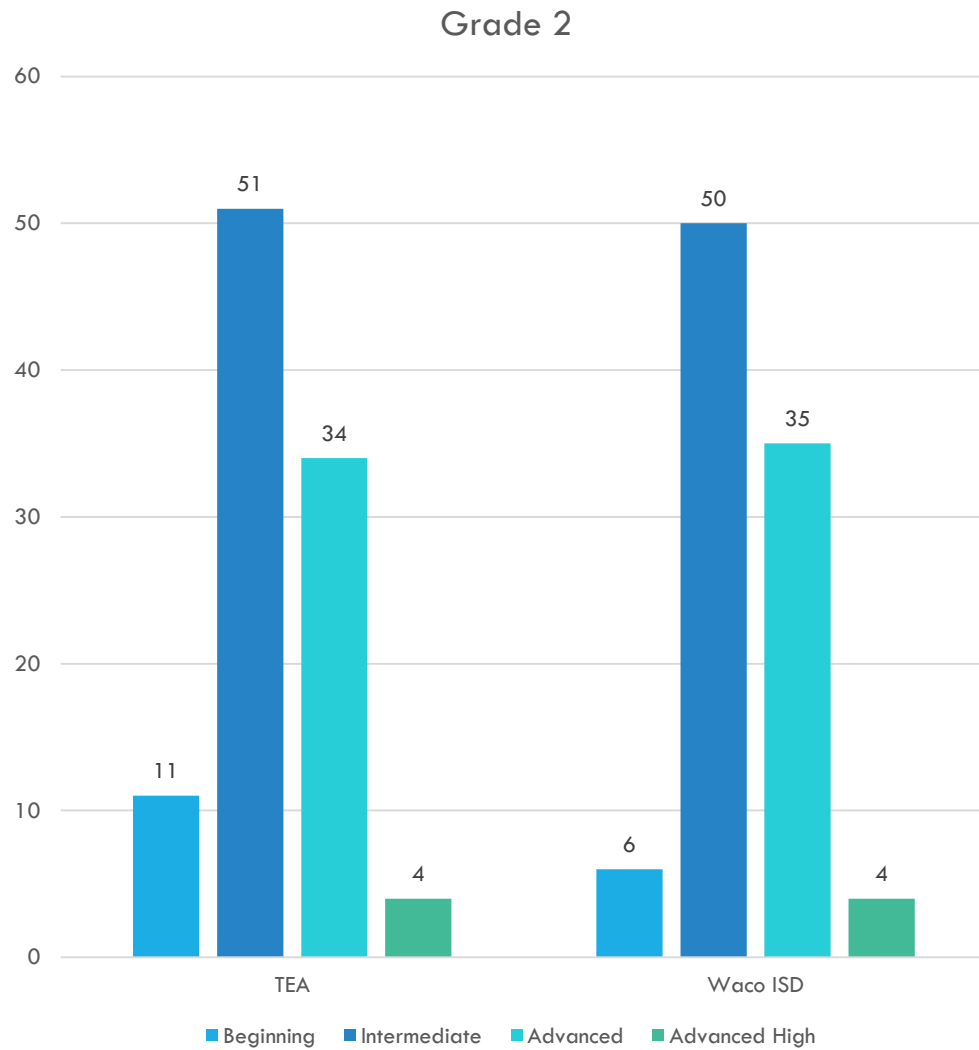
Percentage of annual graduates *and* non-graduating grade 12 students that meet any of the CCMR indicators as described in the Student Achievement domain.

Texas Education Agency | Governance and Accountability | Performance Reporting

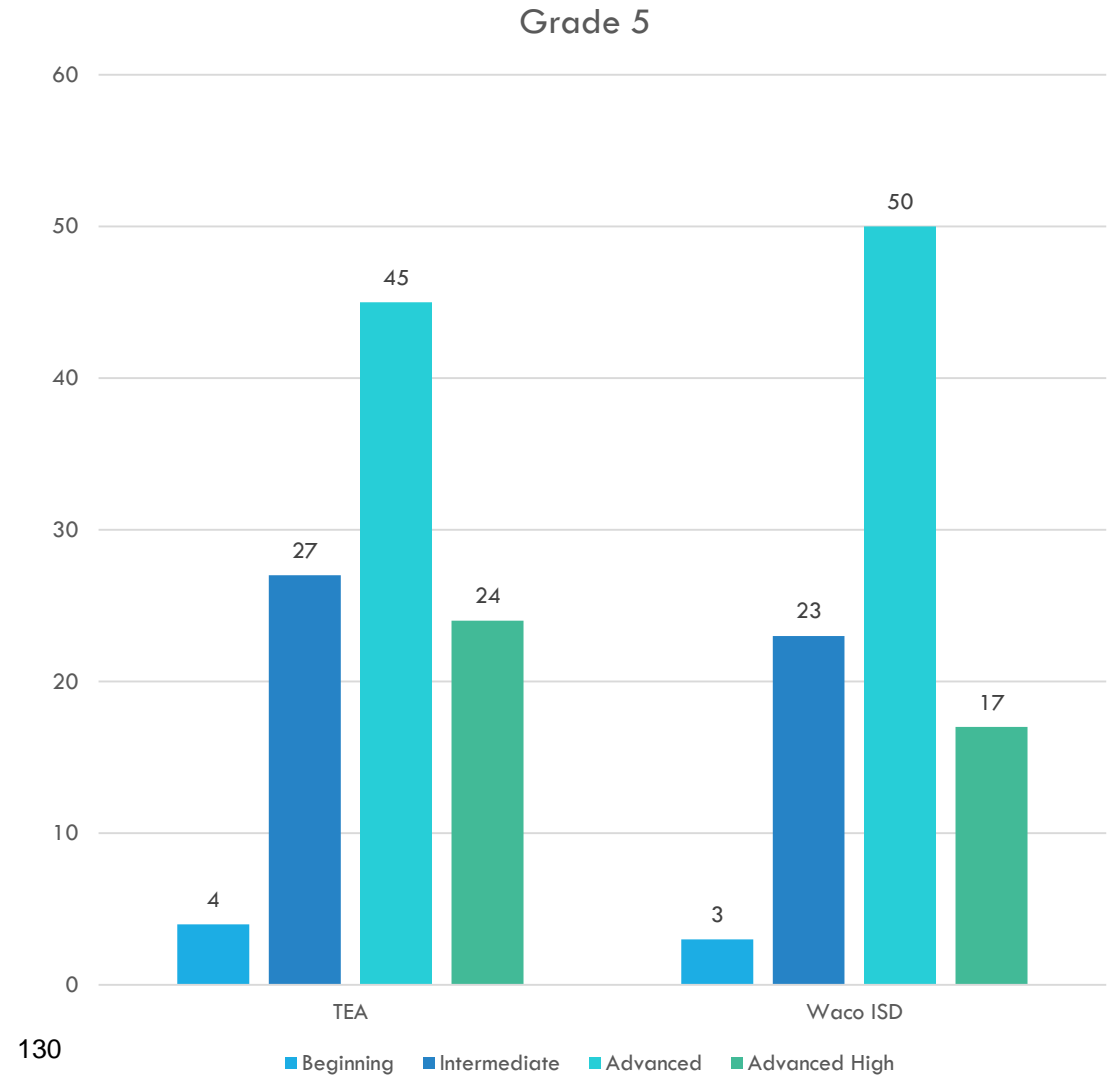
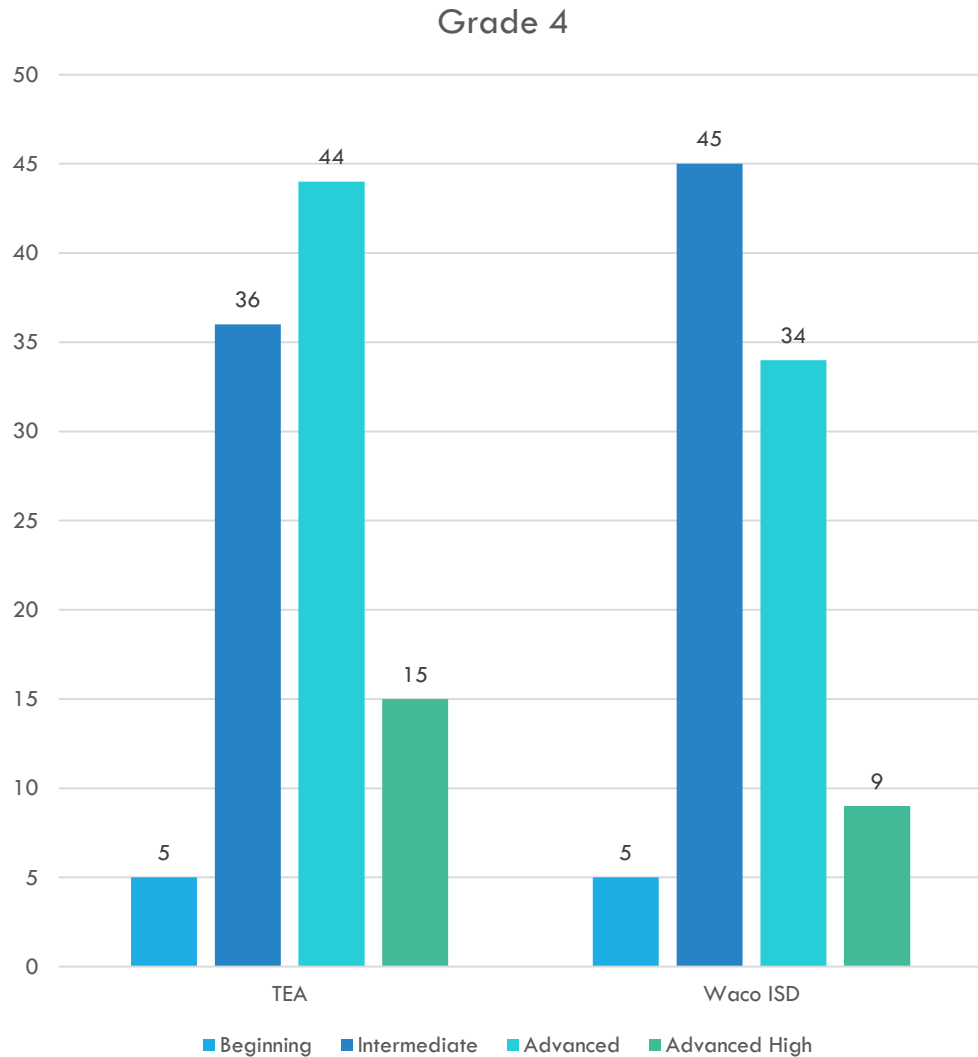
TELPAS COMPOSITE SCORES: KINDERGARTEN-GRADE 1



TELPAS COMPOSITE SCORES: GRADE 2 AND GRADE 3

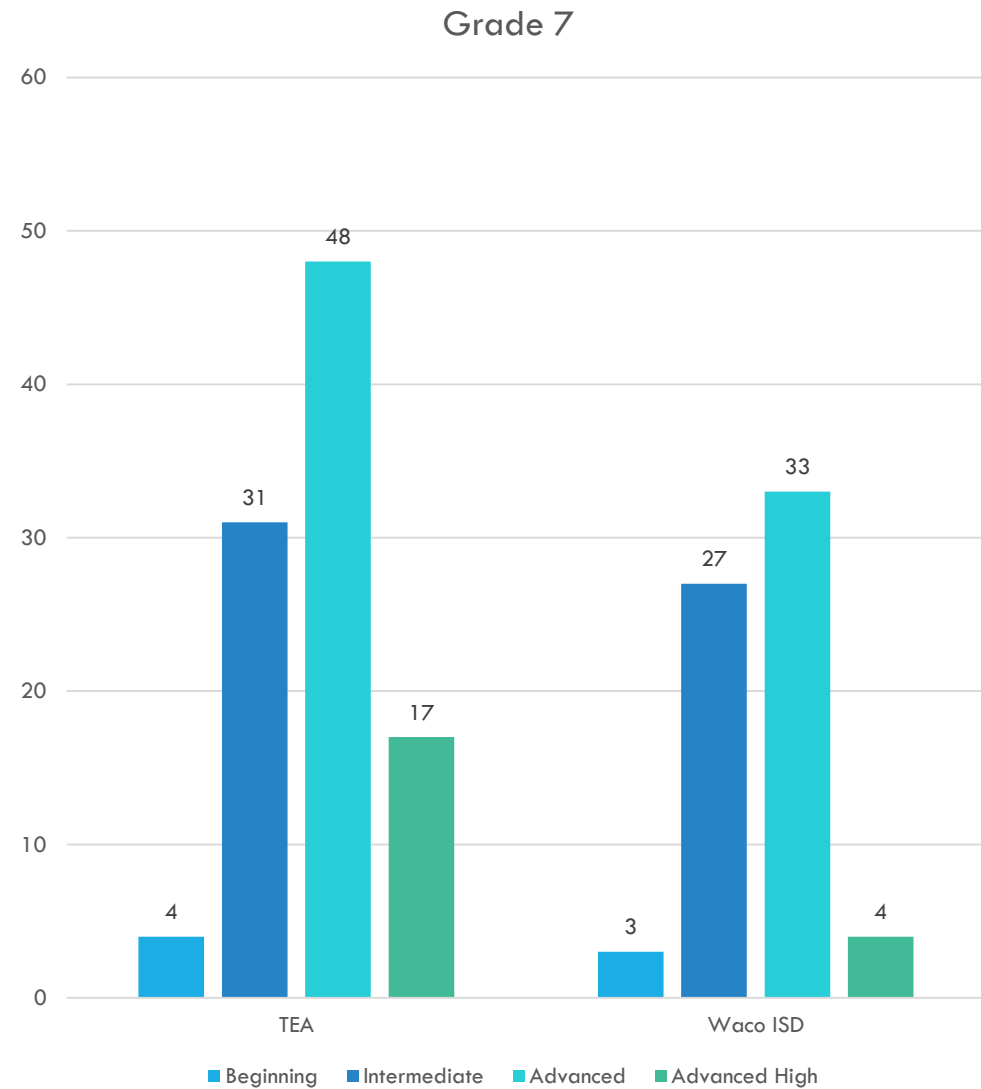
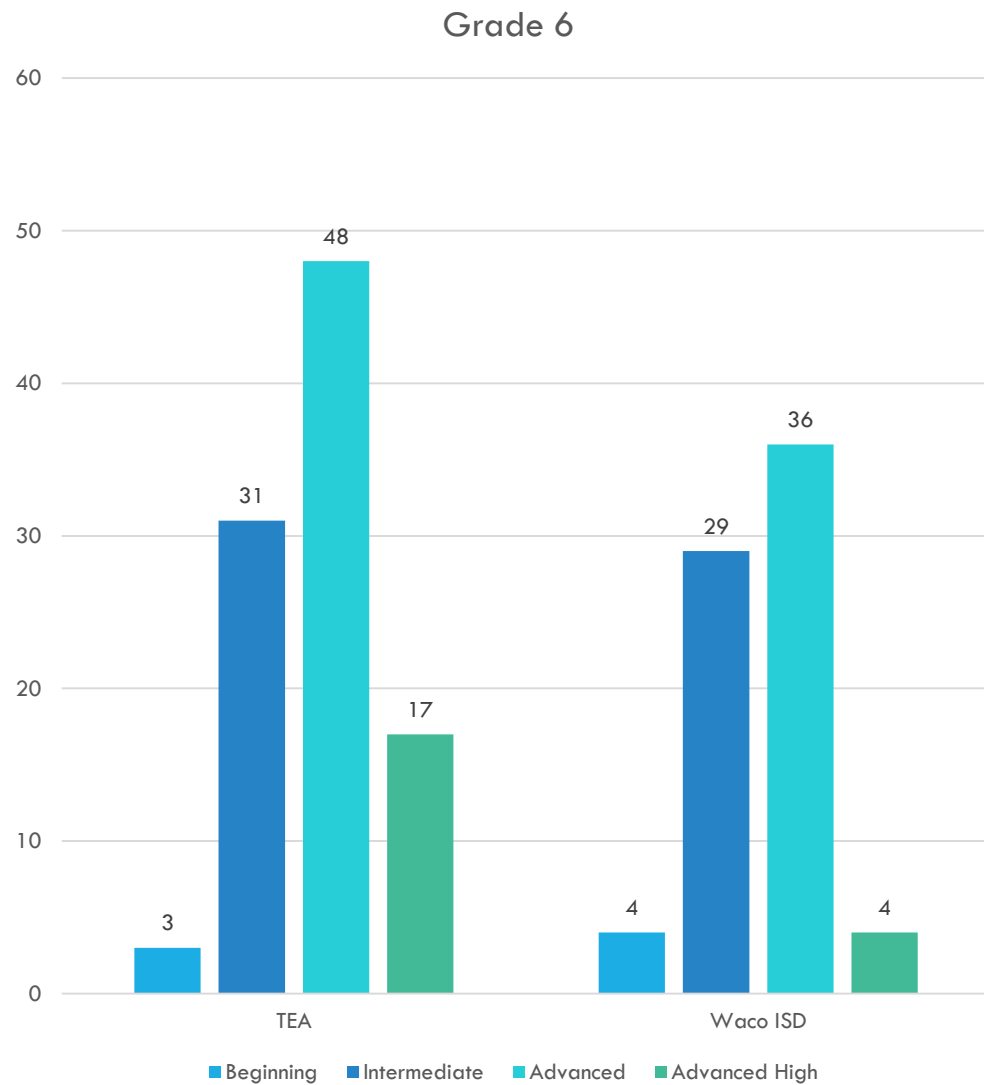


TELPAS COMPOSITE SCORES: GRADE 4 AND GRADE 5

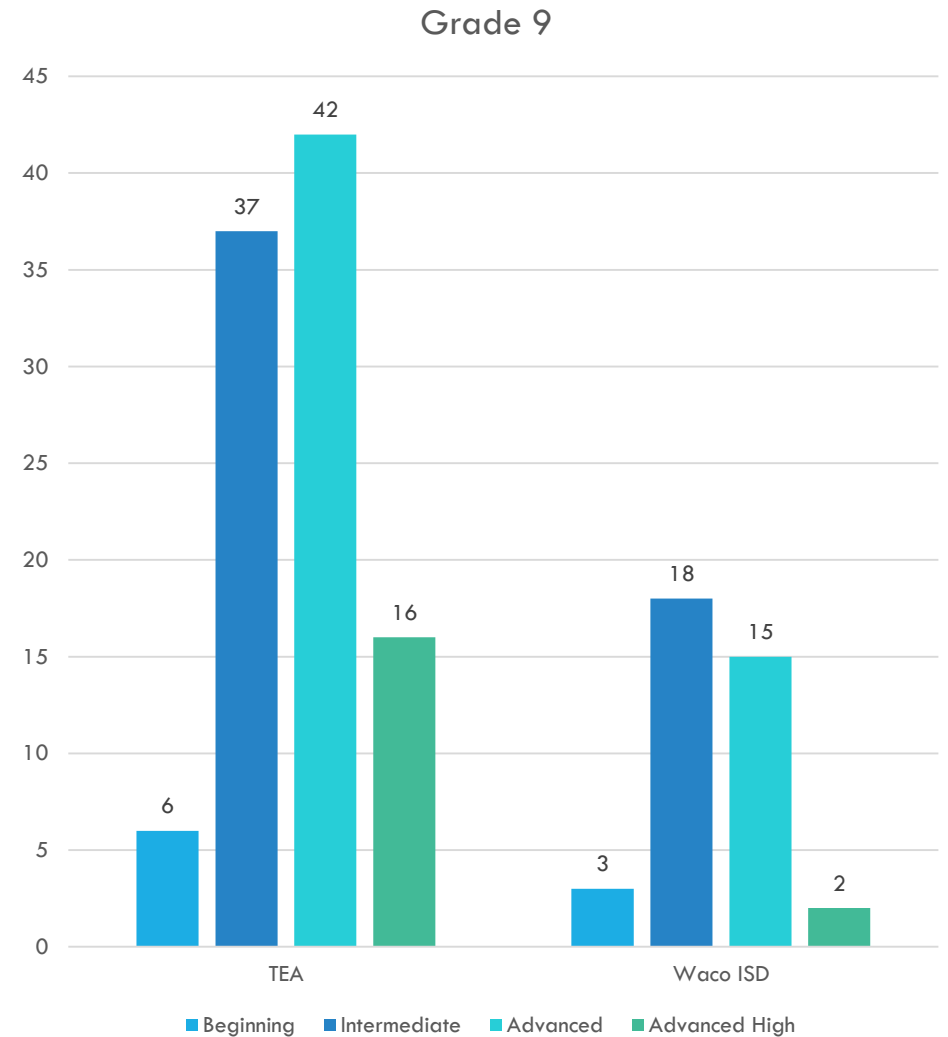
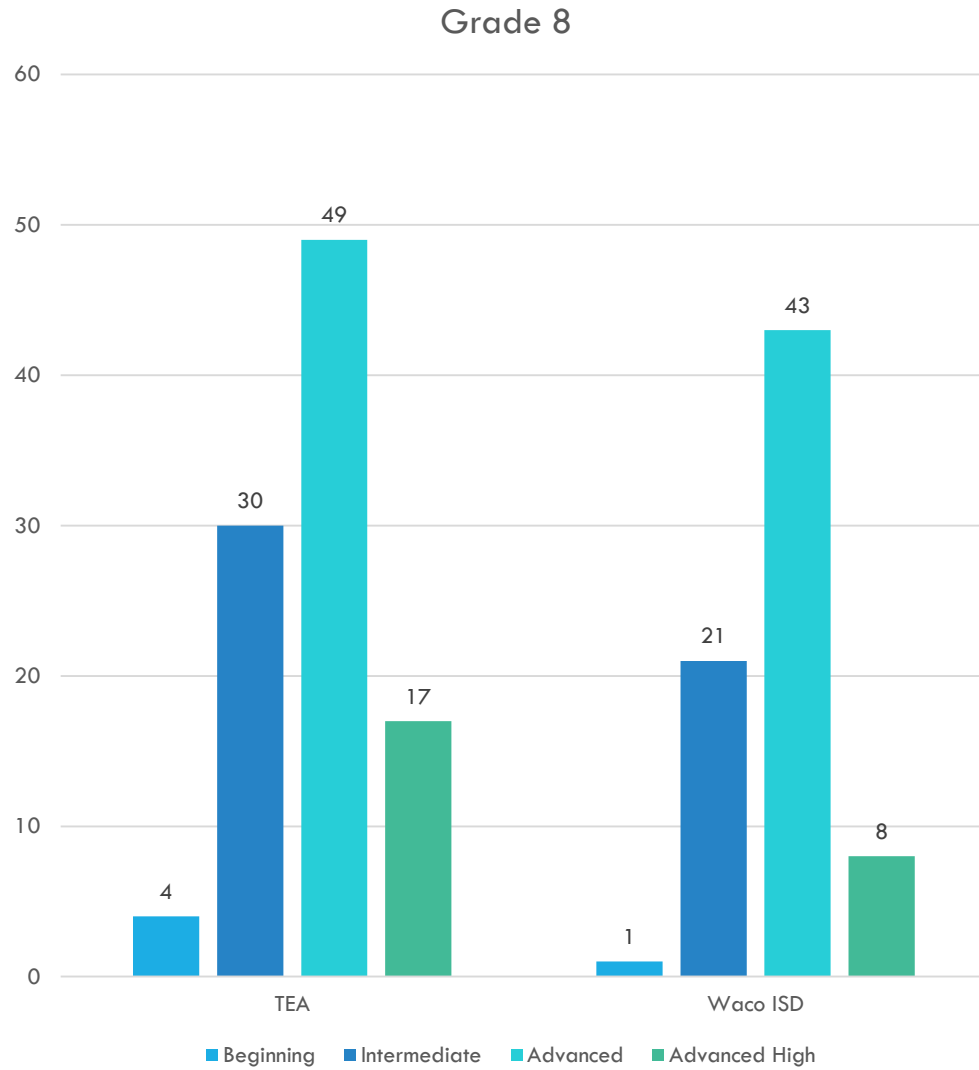


130

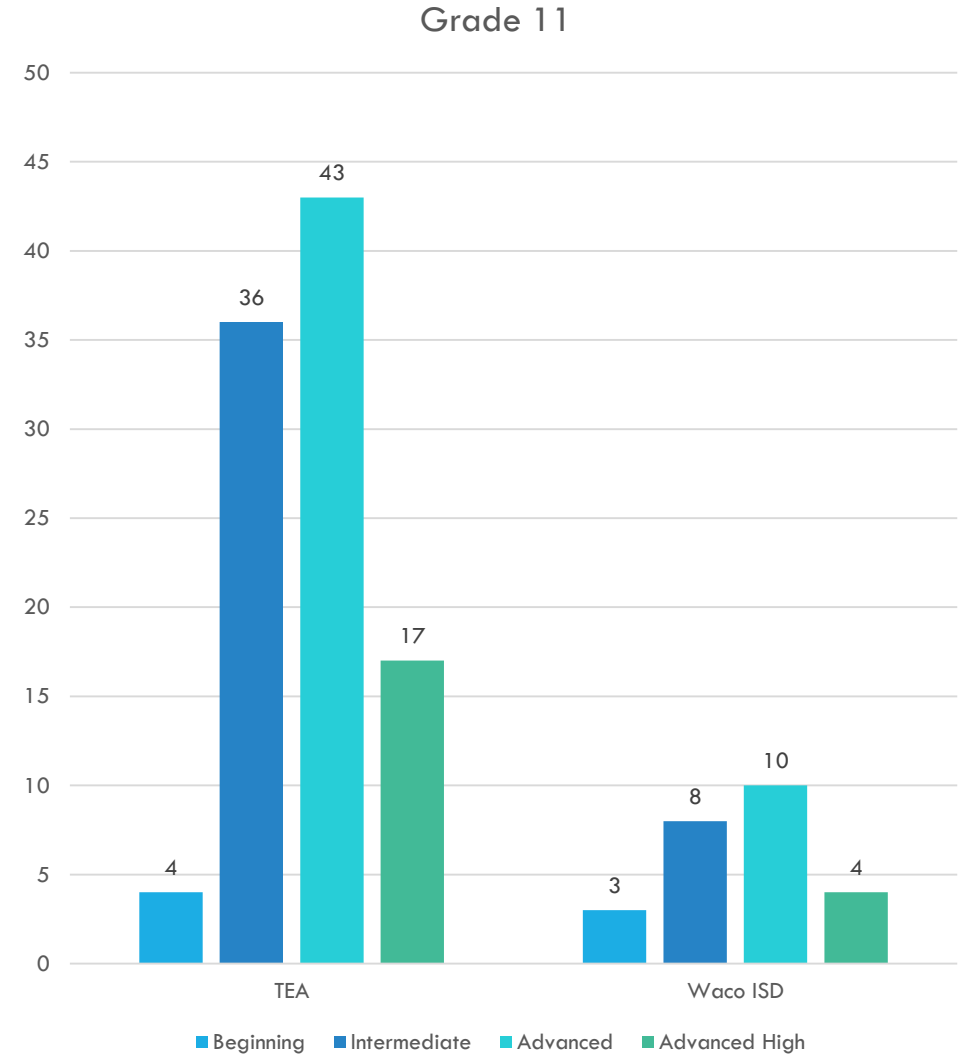
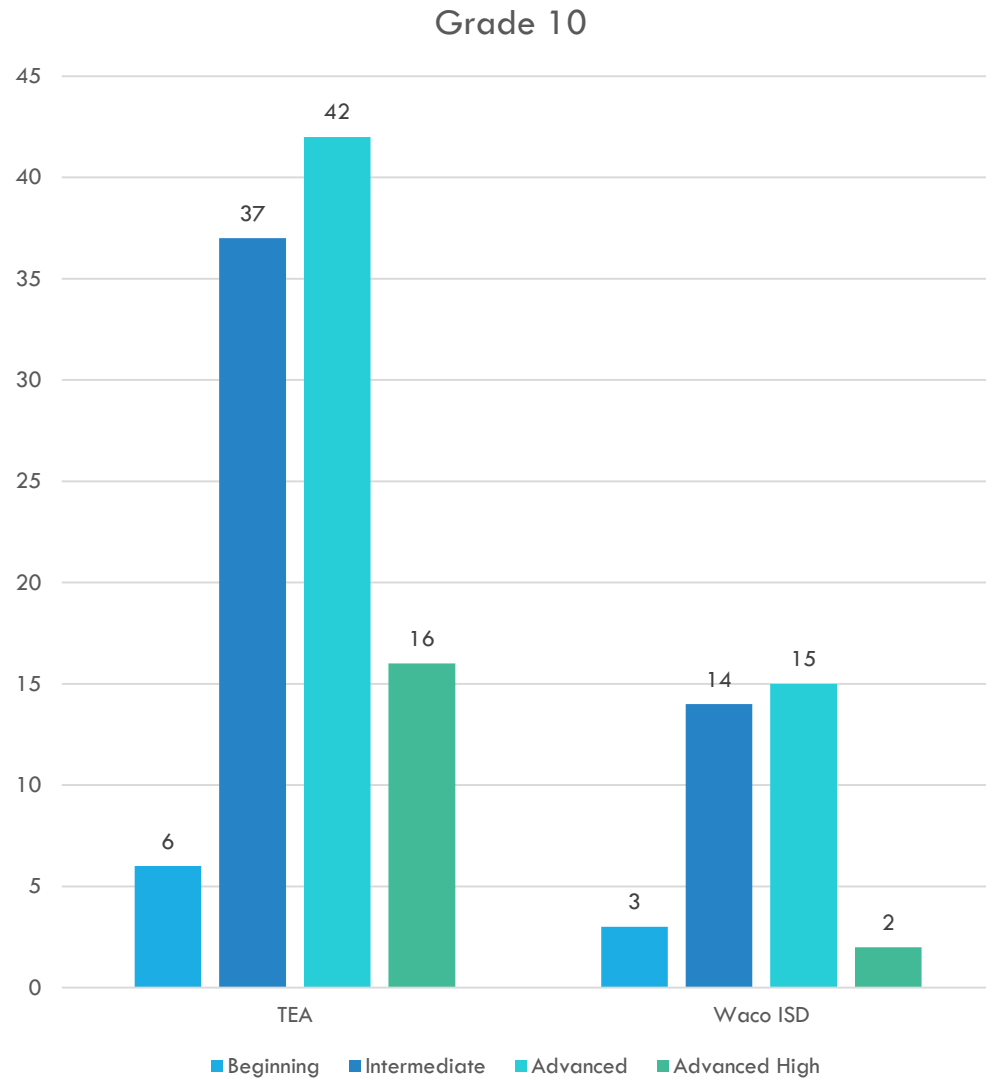
TELPAS COMPOSITE SCORES: GRADE 6 AND GRADE 7



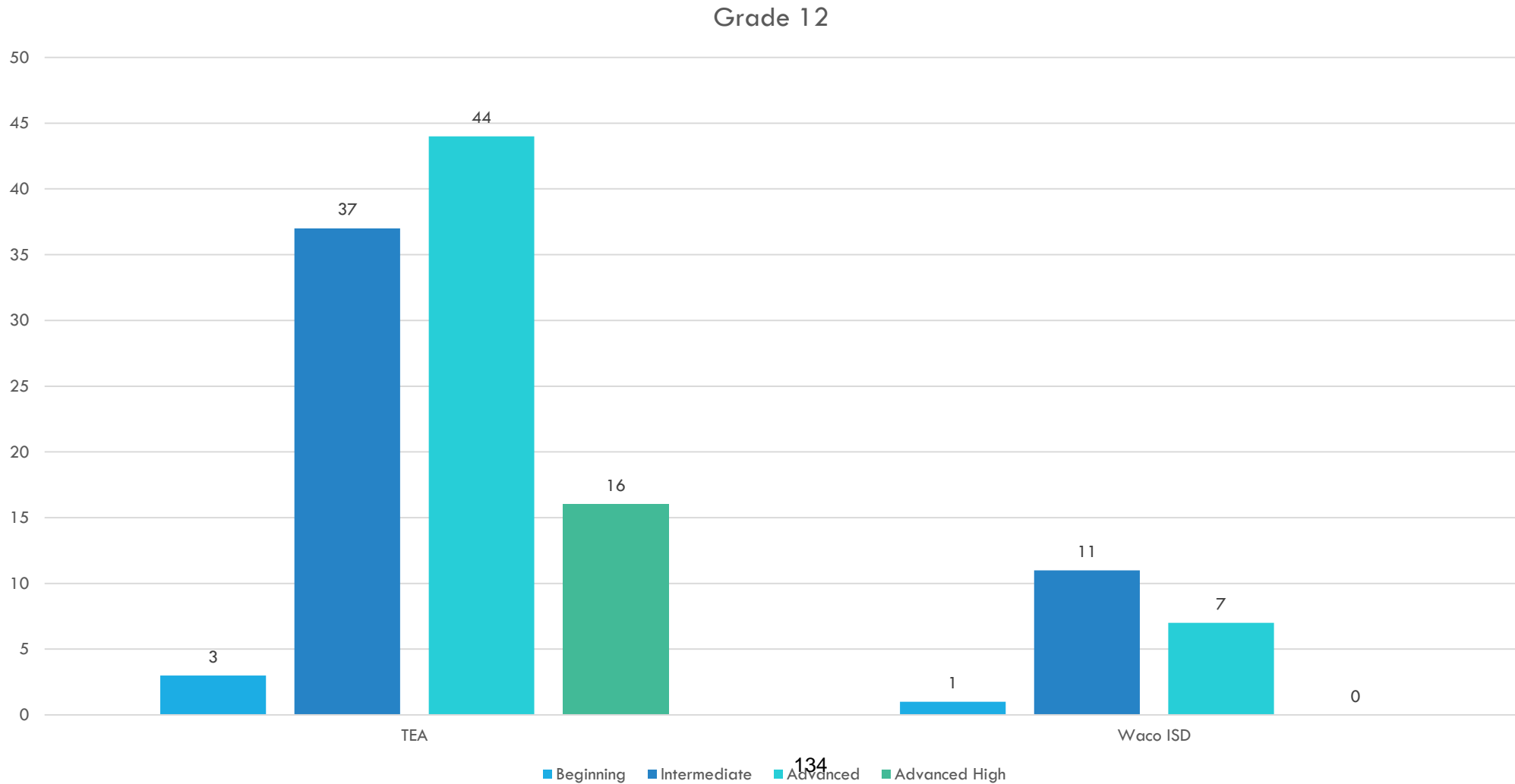
TELPAS COMPOSITE SCORES: GRADE 8 AND GRADE 9



TELPAS COMPOSITE SCORES: GRADE 10 AND GRADE 11



TELPAS COMPOSITE SCORES: GRADE 12



STAAR ASSESSMENT RESULTS 2020-2021

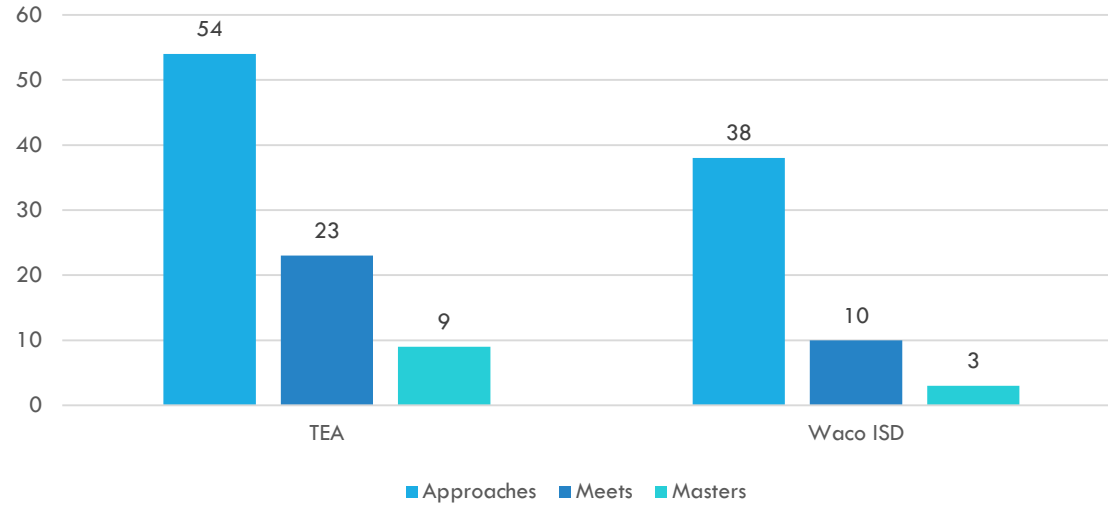
My Paper by Jane Medina

*She held up my paper
and all the noise stopped.
Everything became still.
Everyone turned their heads
To hear the words she read
-my words.
Then their eyes became a bit wider,
and their pencils moved a bit faster,
and I grew a bit bigger,
when she held up my paper
and all the noise stopped.*

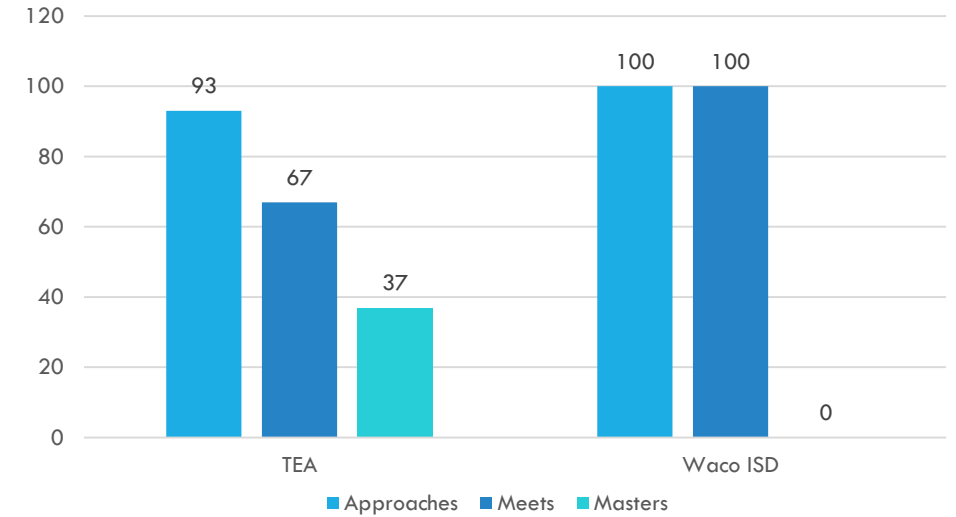


STAAR READING GRADE 3 LEP AND MONITORED STUDENTS

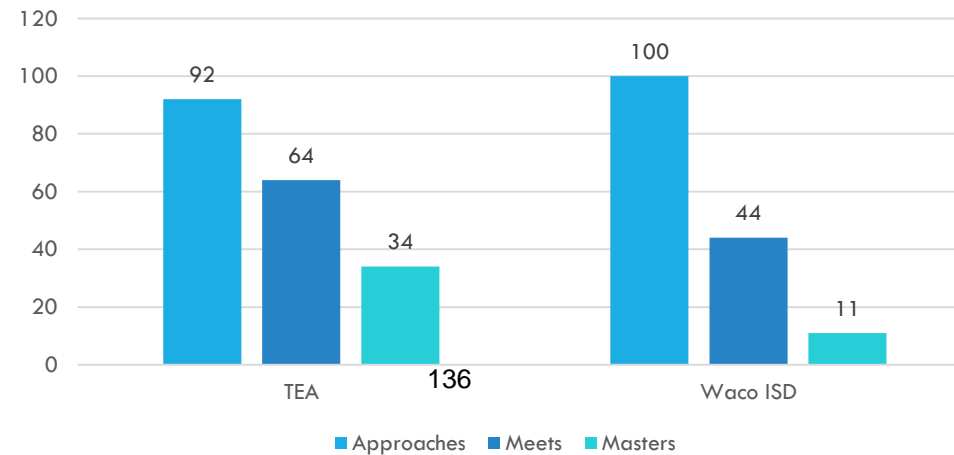
STAAR Reading Grade 3



STAAR Reading Grade 3 (Monitored Year 1)

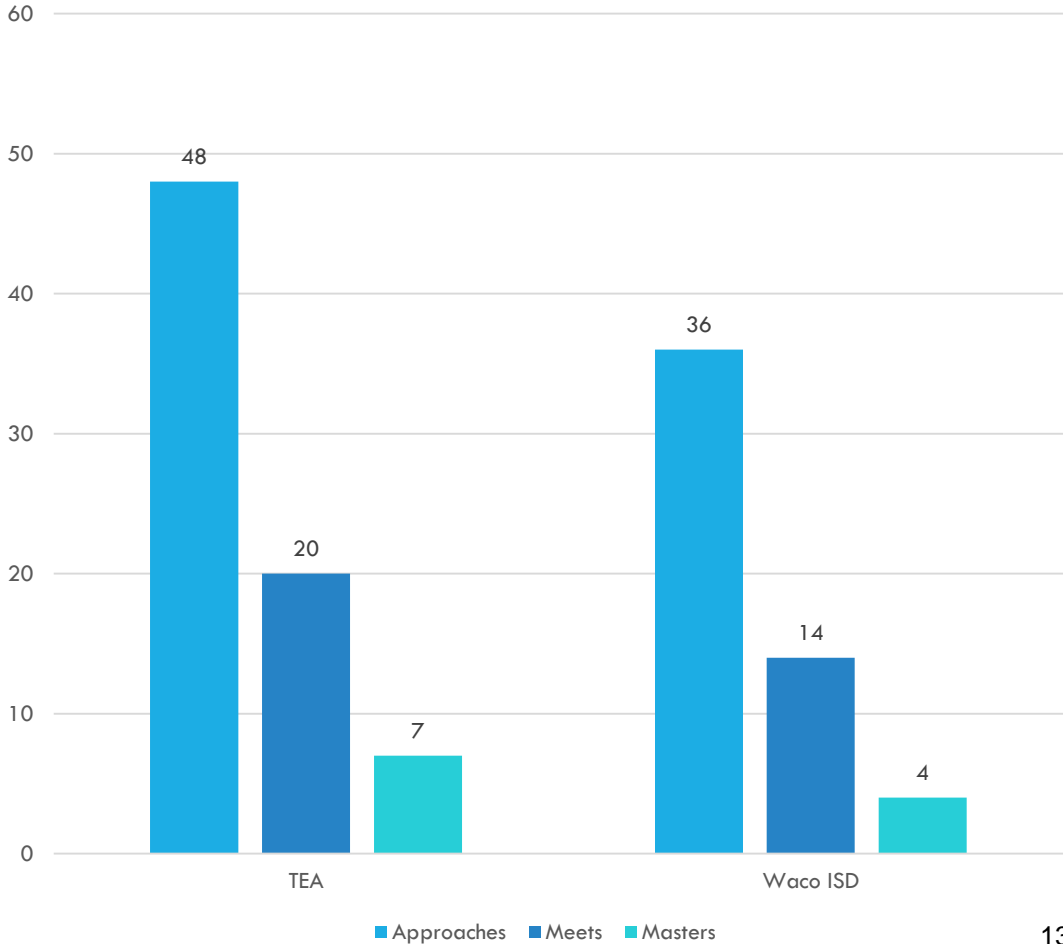


STAAR Reading Grade 3 (Monitored Year 2)



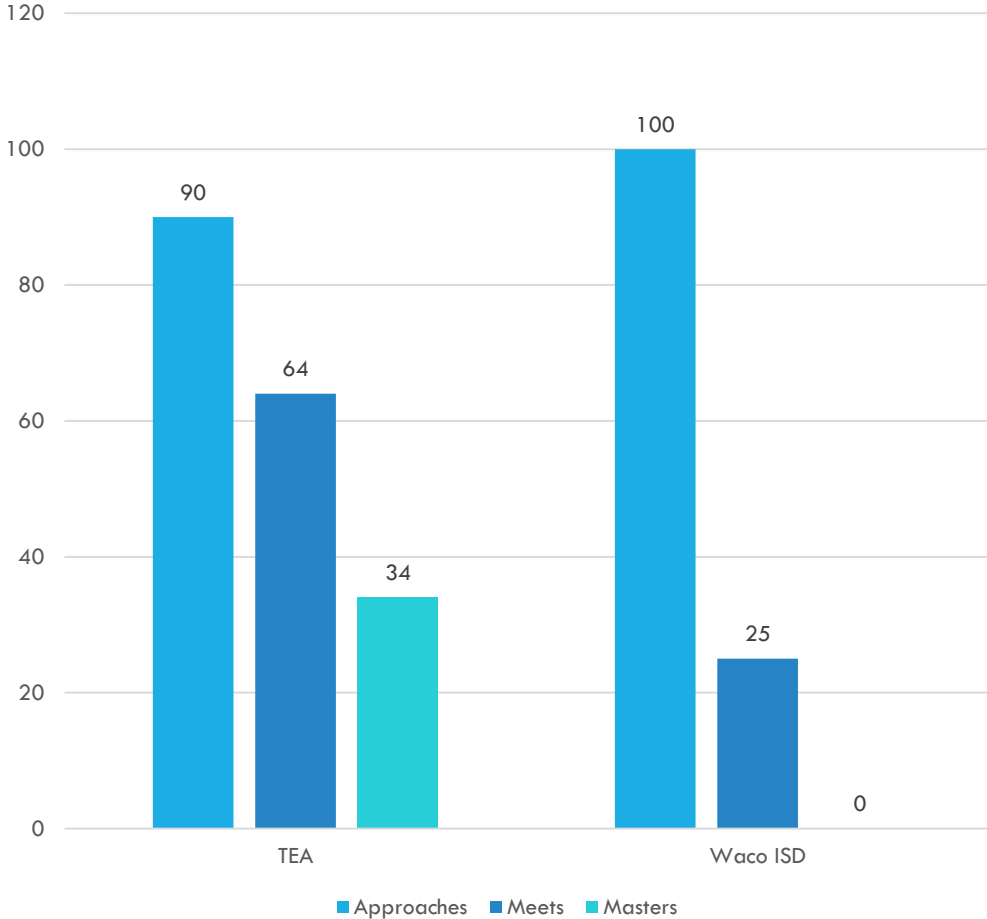
STAAR READING GRADE 4 LEP AND MONITORED STUDENTS

STAAR Reading Grade 4



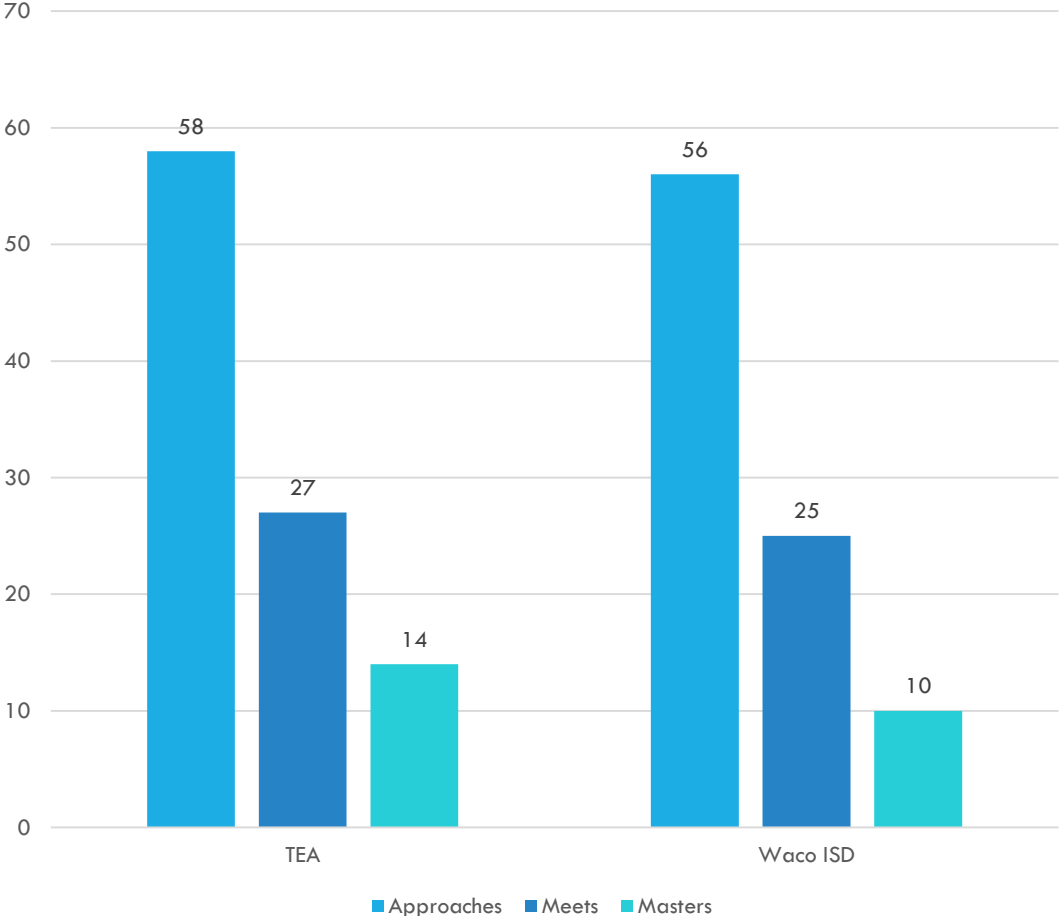
137

STAAR Reading Grade 4 (Monitored Year 2)

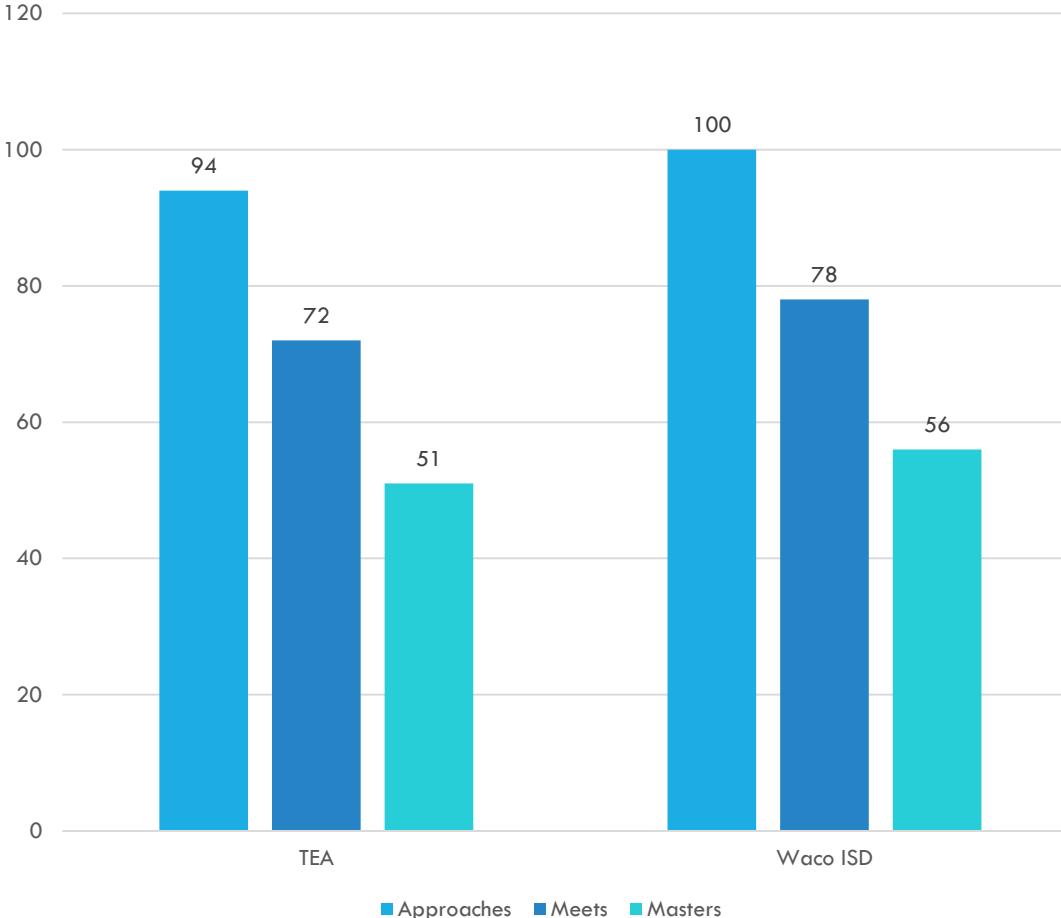


STAAR READING GRADE 5 LEP AND MONITORED STUDENTS

STAAR Reading Grade 5

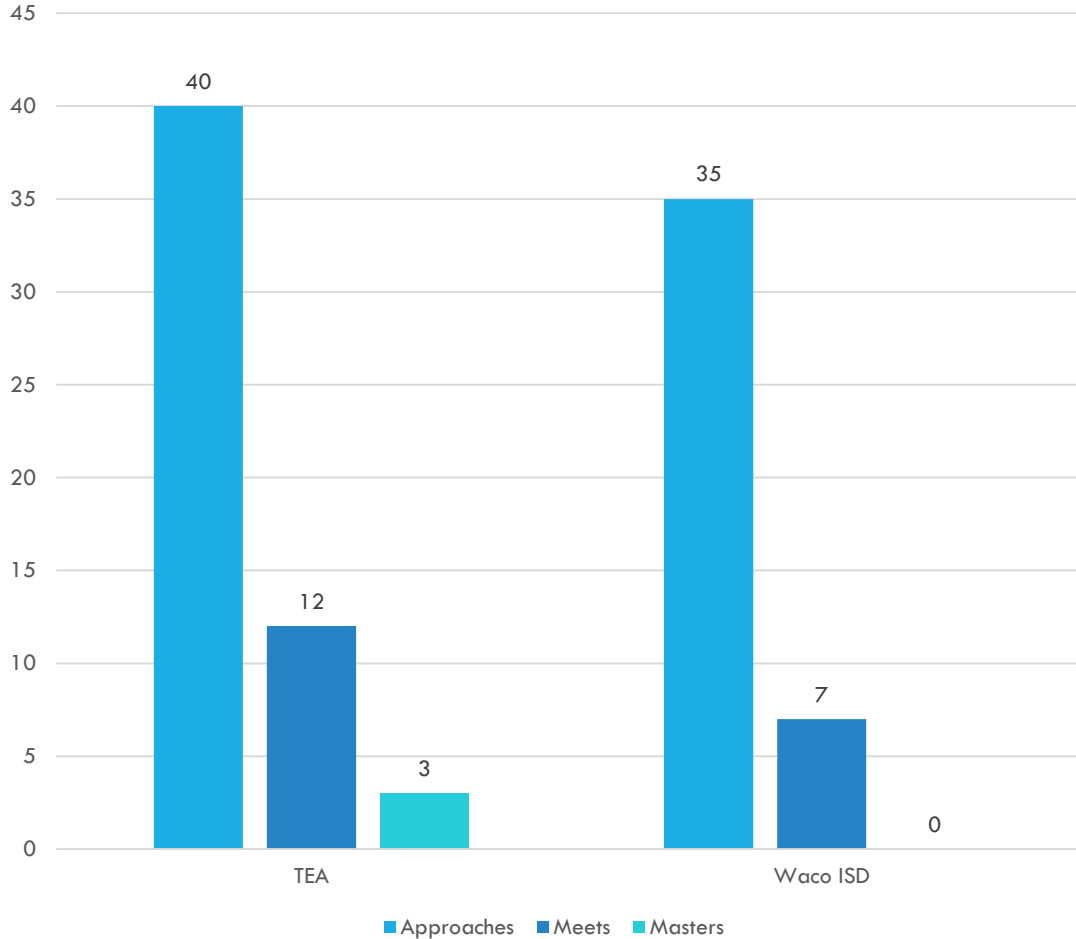


STAAR Reading Grade 5 (Monitored Year 2)

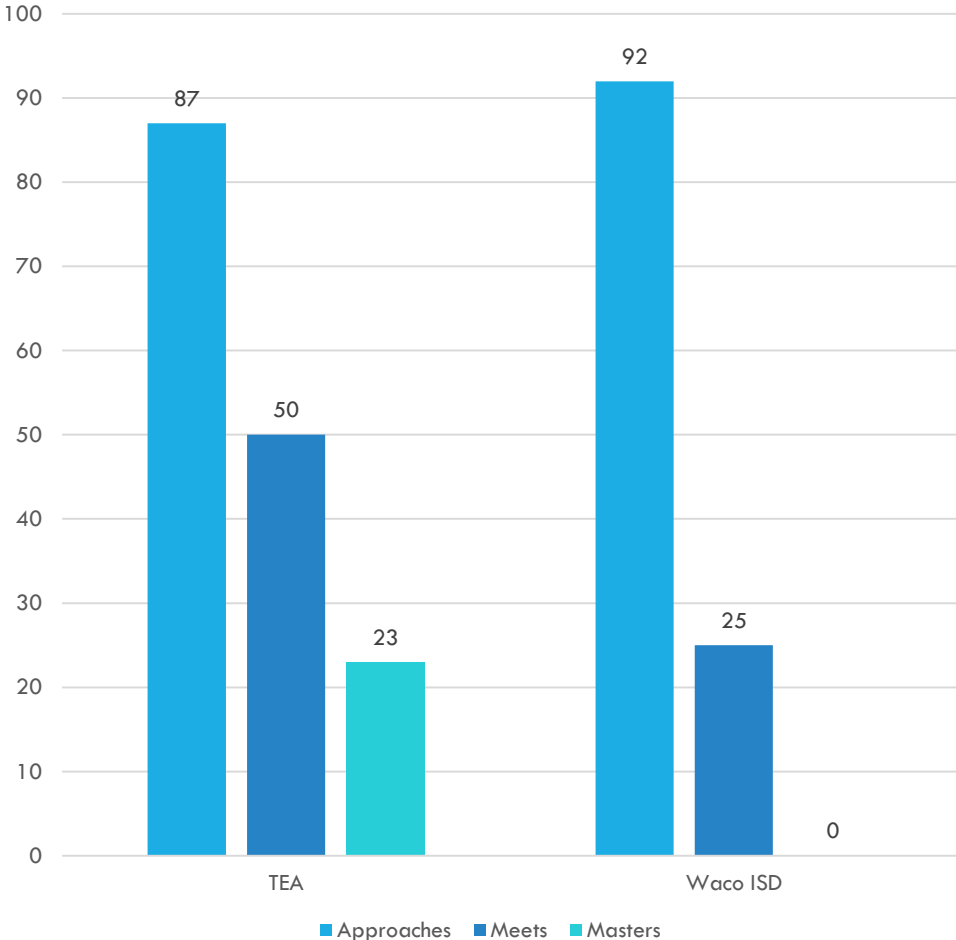


STAAR READING GRADE 6 LEP AND MONITORED STUDENTS

STAAR Reading Grade 6

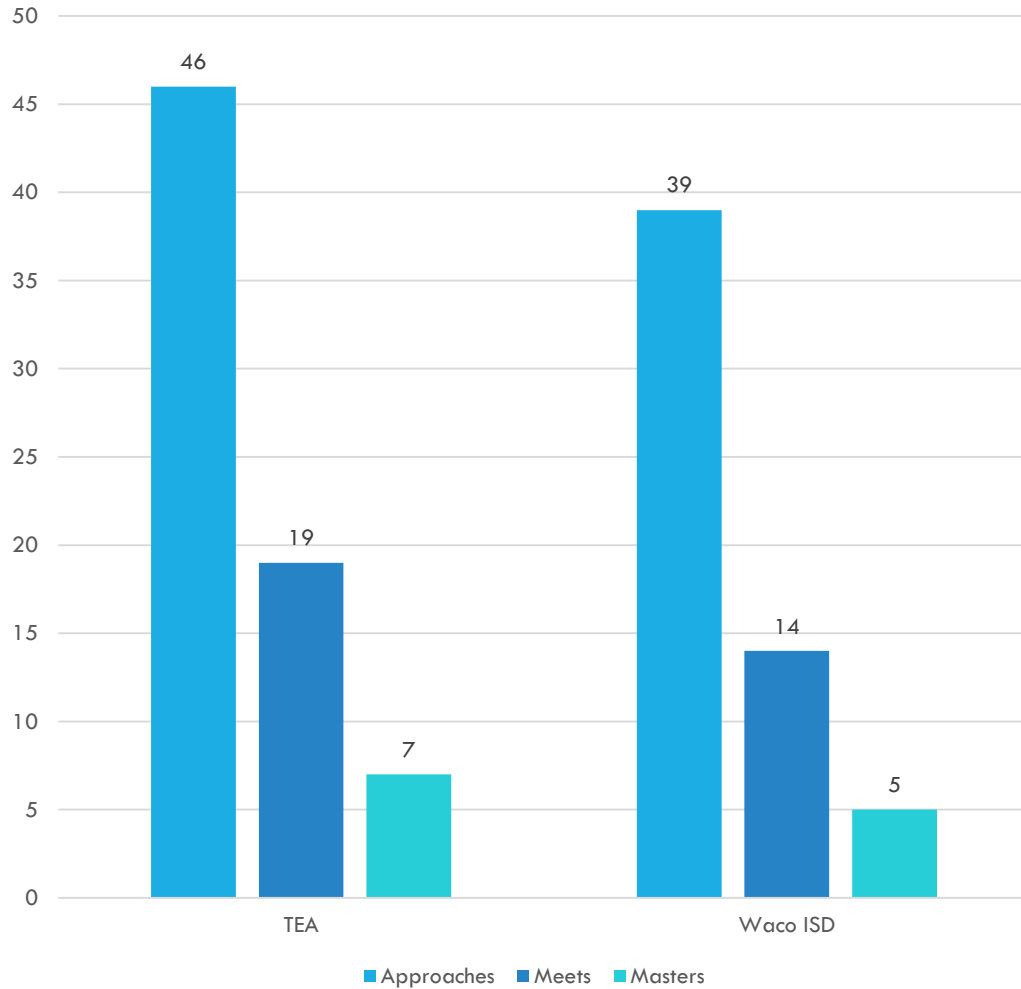


STAAR Reading Grade 6 (Monitored Year 2)



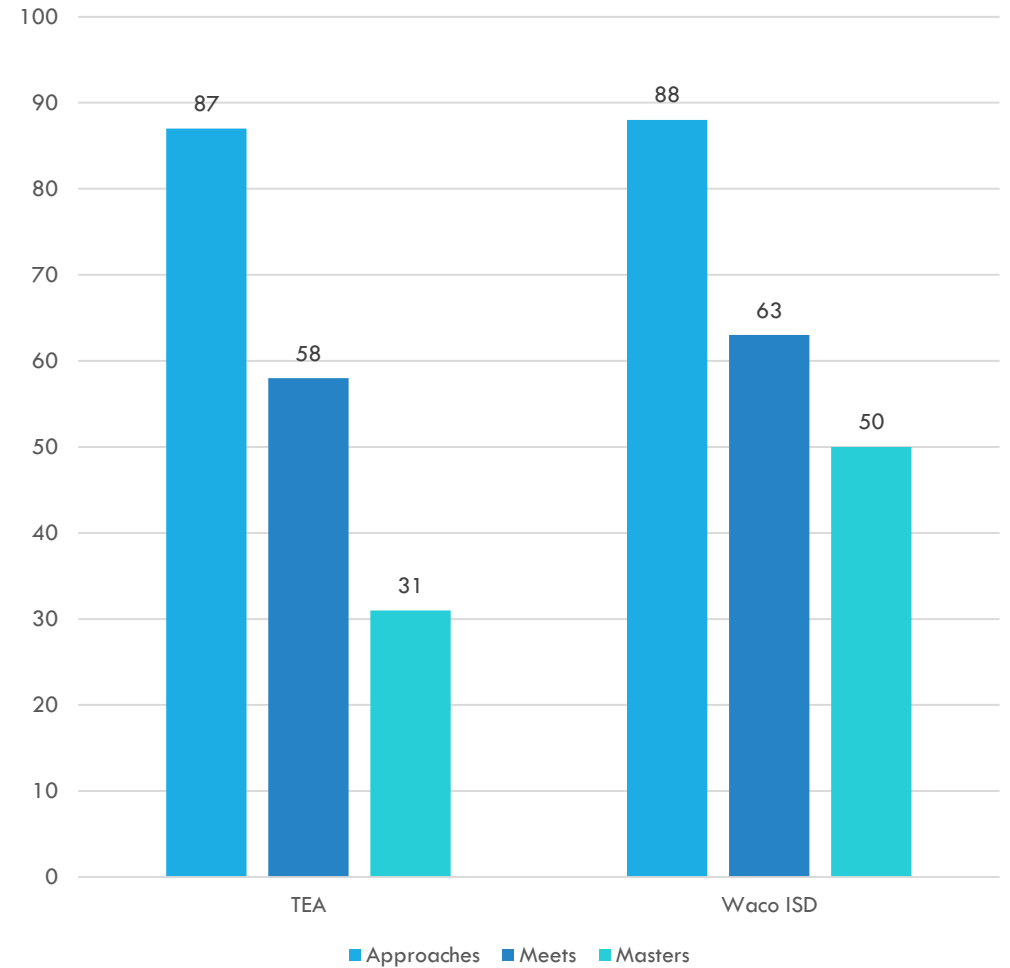
STAAR READING GRADE 7 LEP AND MONITORED STUDENTS

STAAR Reading Grade 7

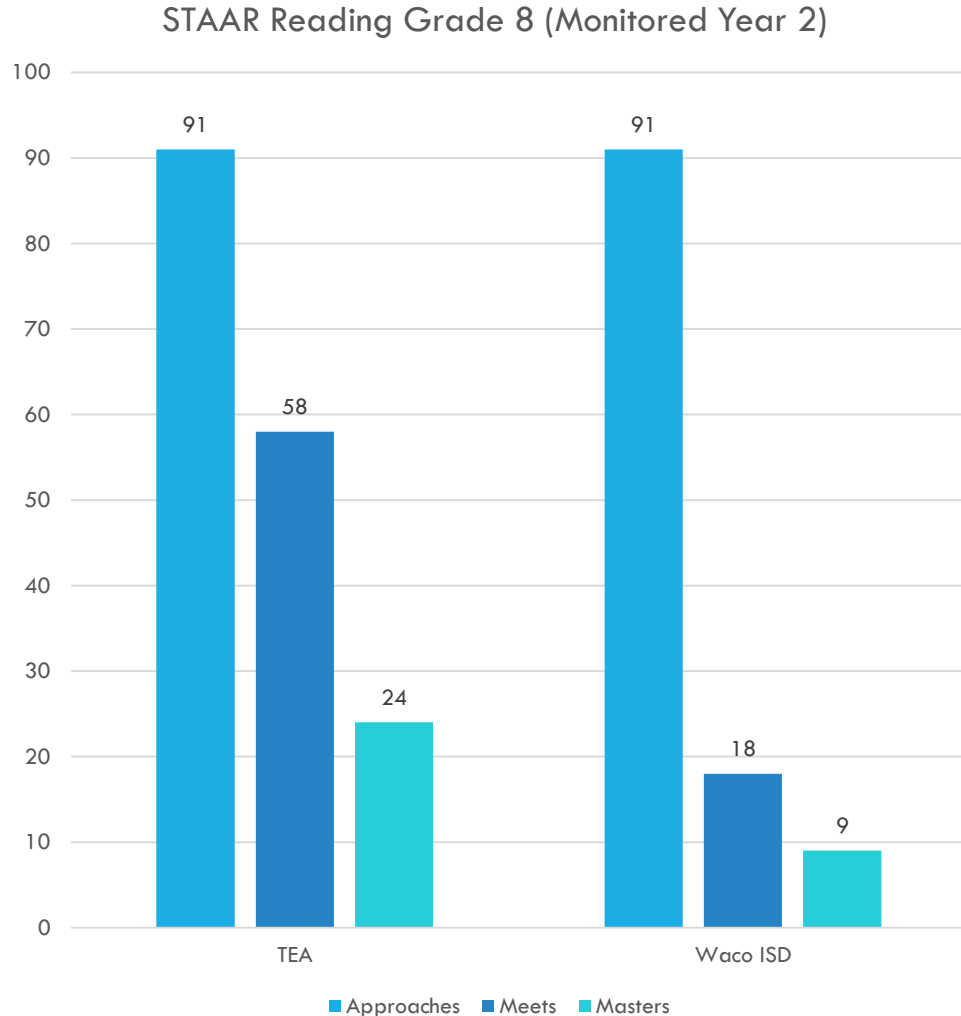
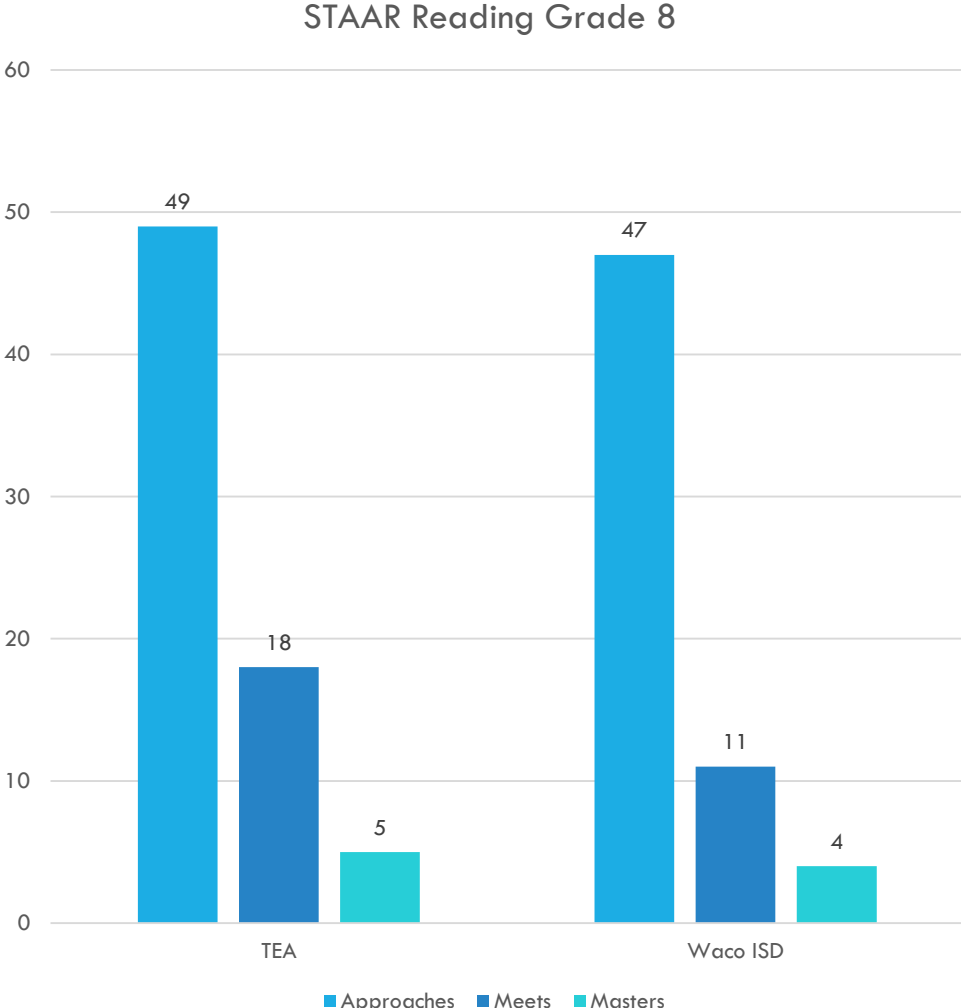


140

STAAR Reading Grade 7 (Monitored Year 2)

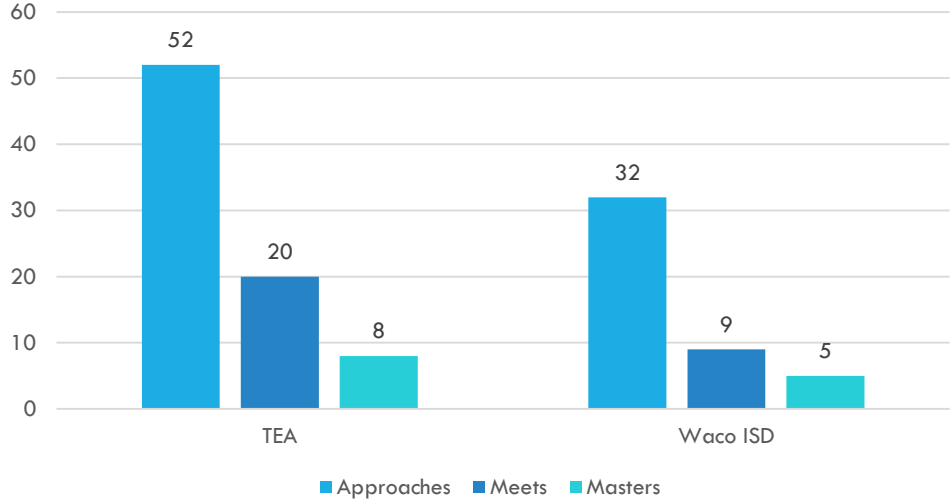


STAAR READING GRADE 8 LEP AND MONITORED STUDENTS

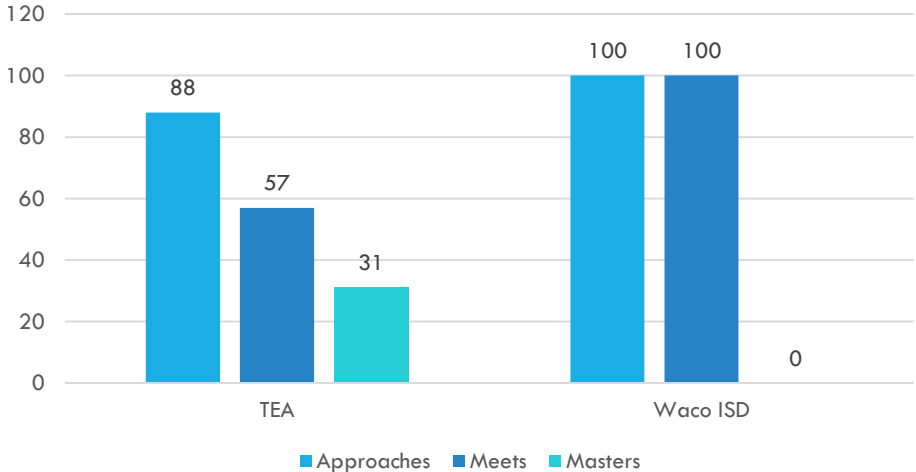


STAAR MATH GRADE 3 LEP AND MONITORED STUDENTS

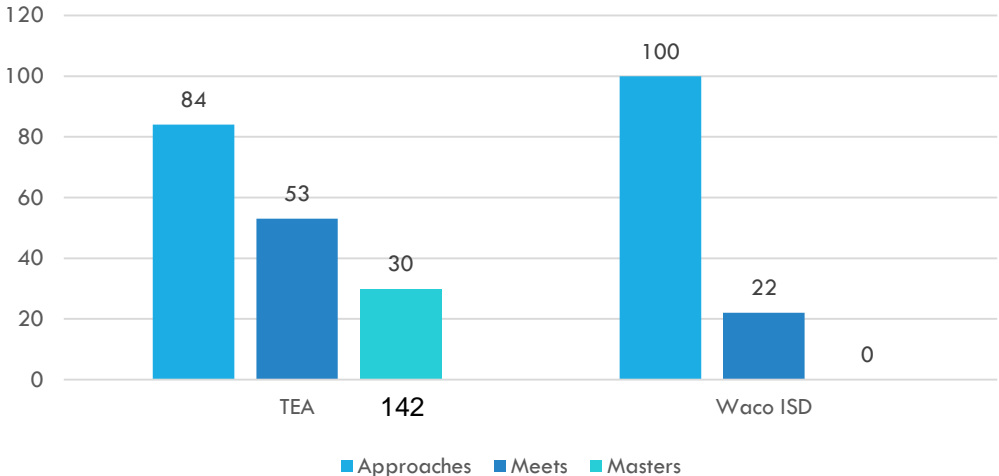
STAAR Math Grade 3



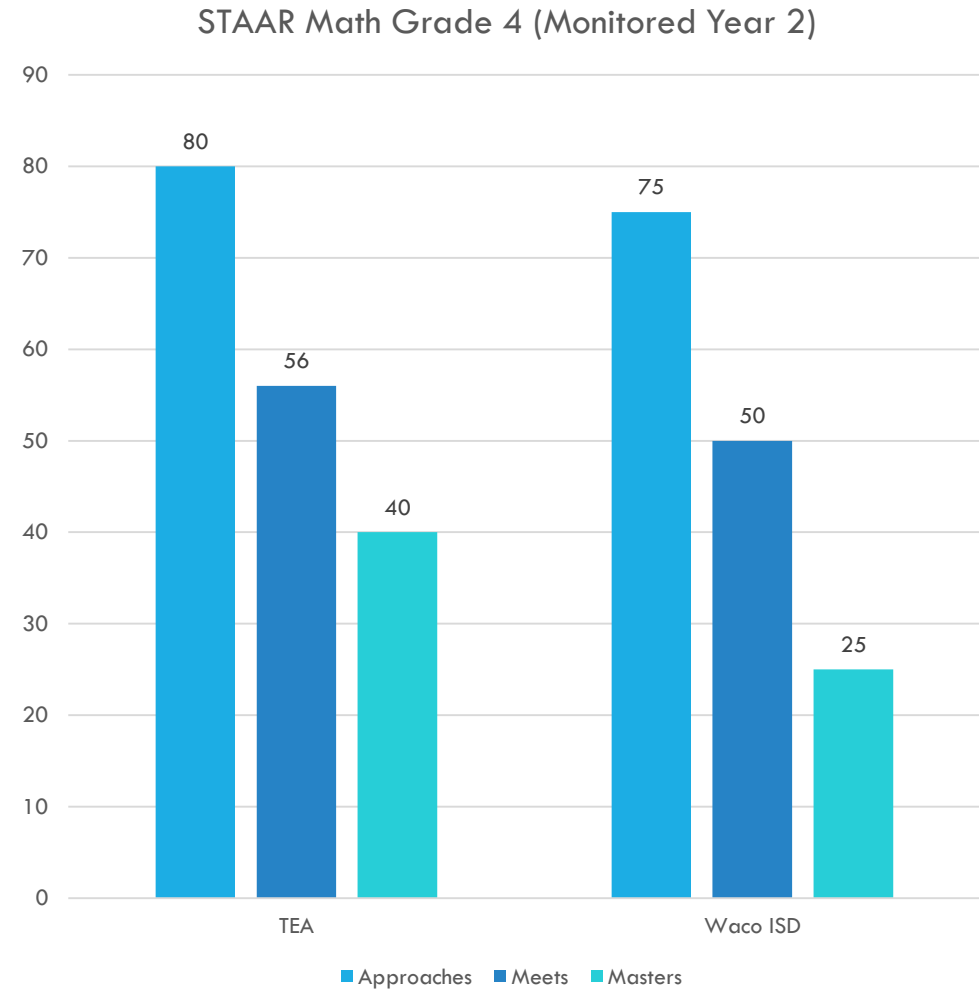
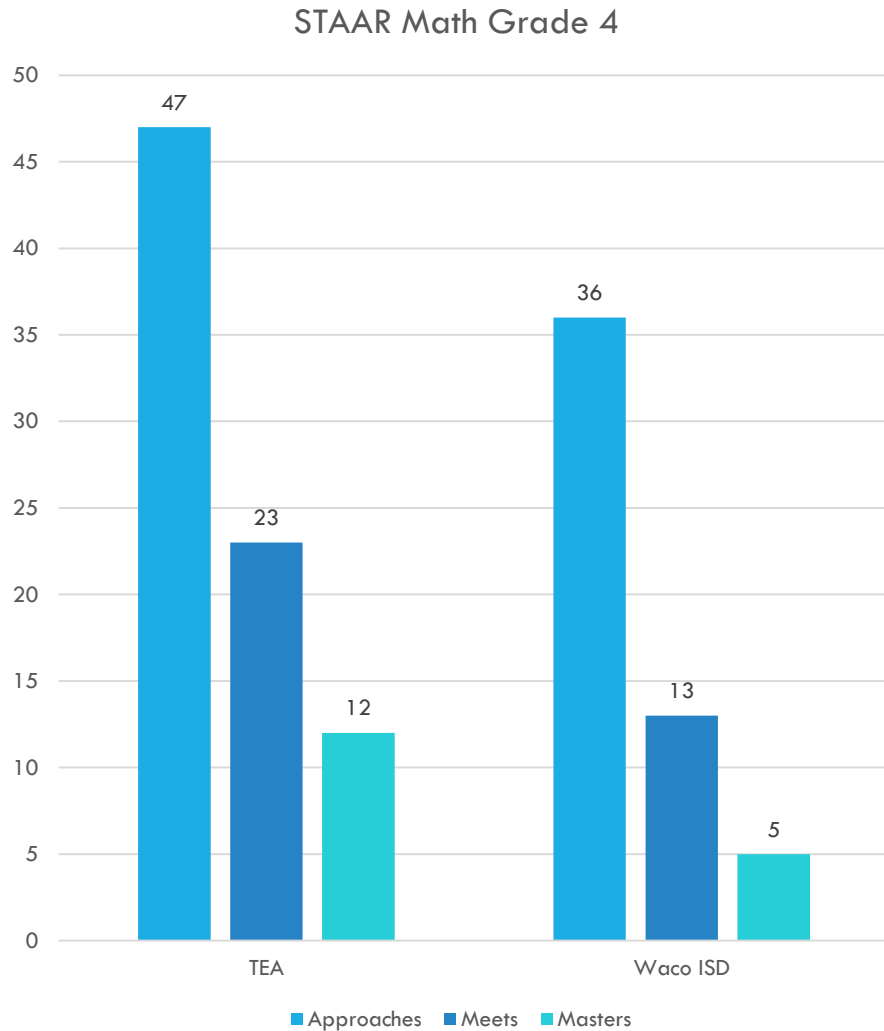
STAAR Math Grade 3 (Monitored Year 1)



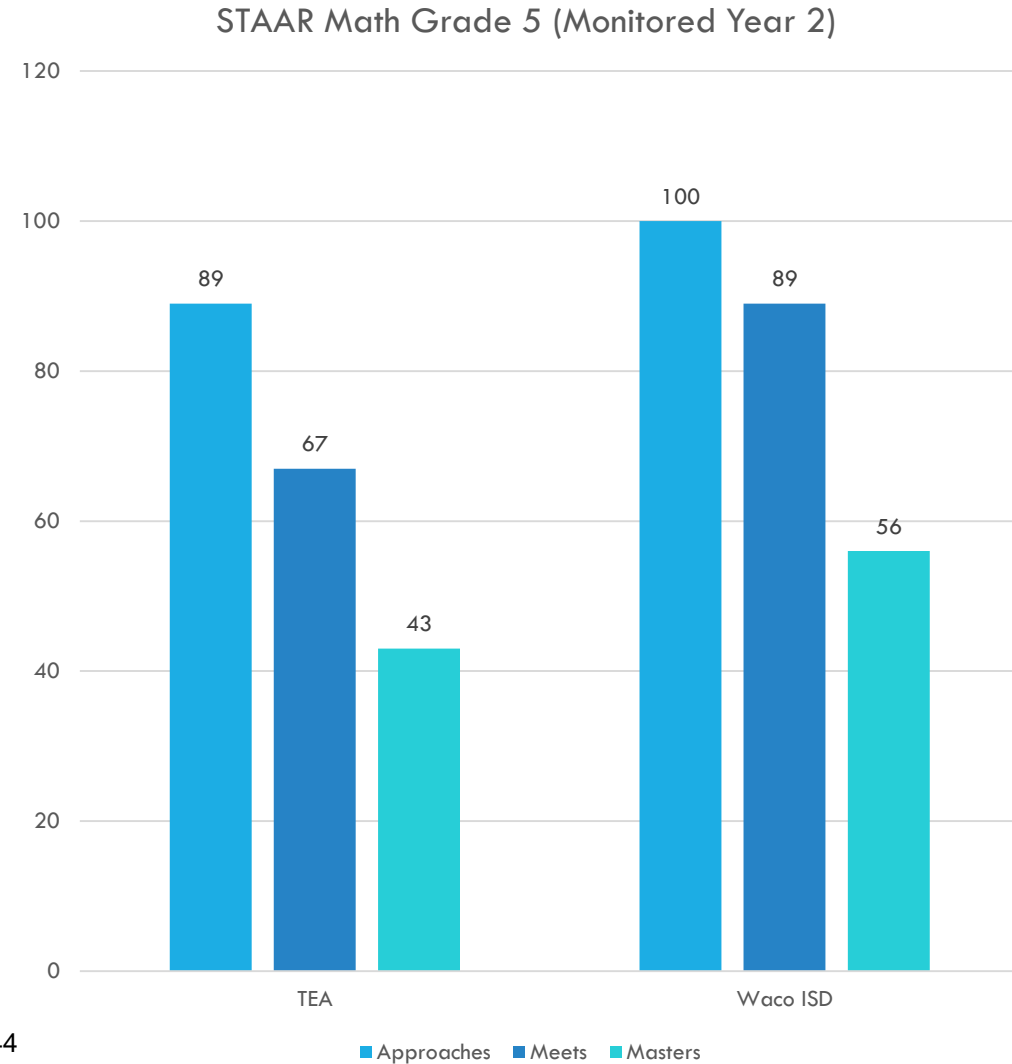
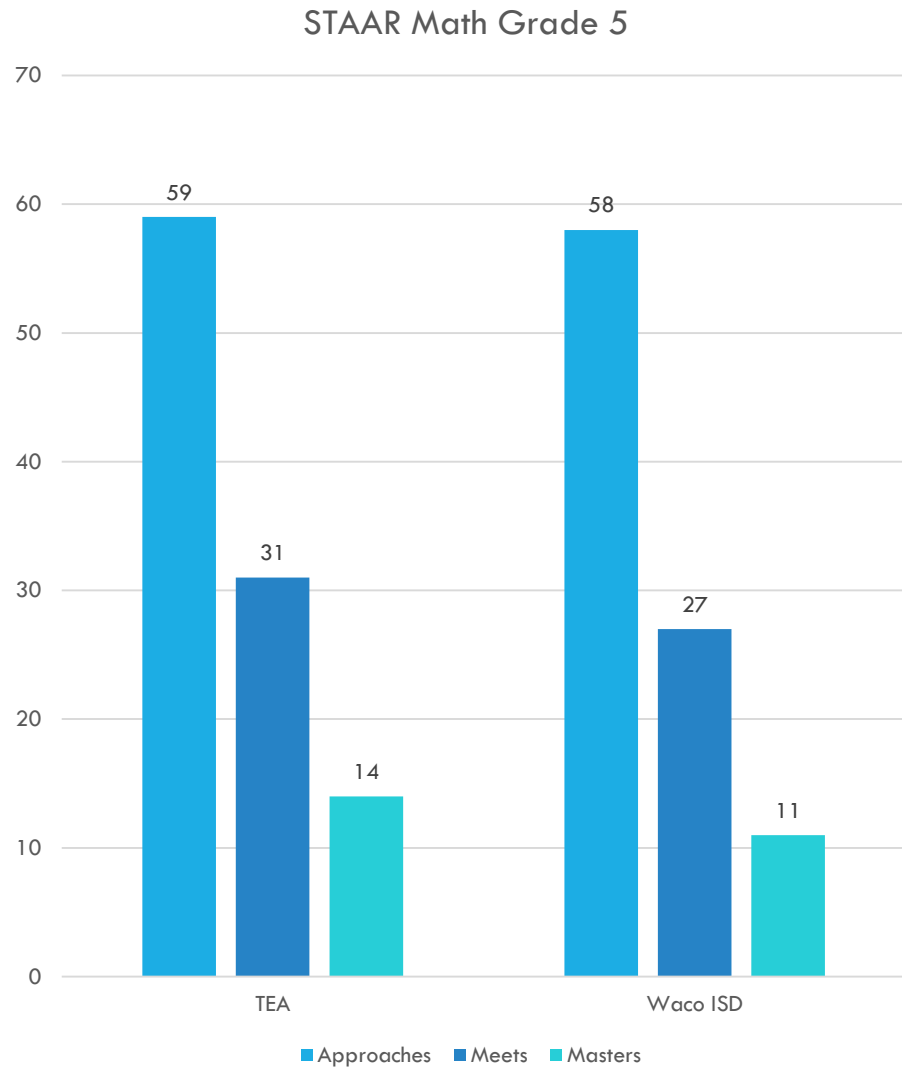
STAAR Math Grade 3 (Monitored Year 2)



STAAR MATH GRADE 4 LEP AND MONITORED STUDENTS

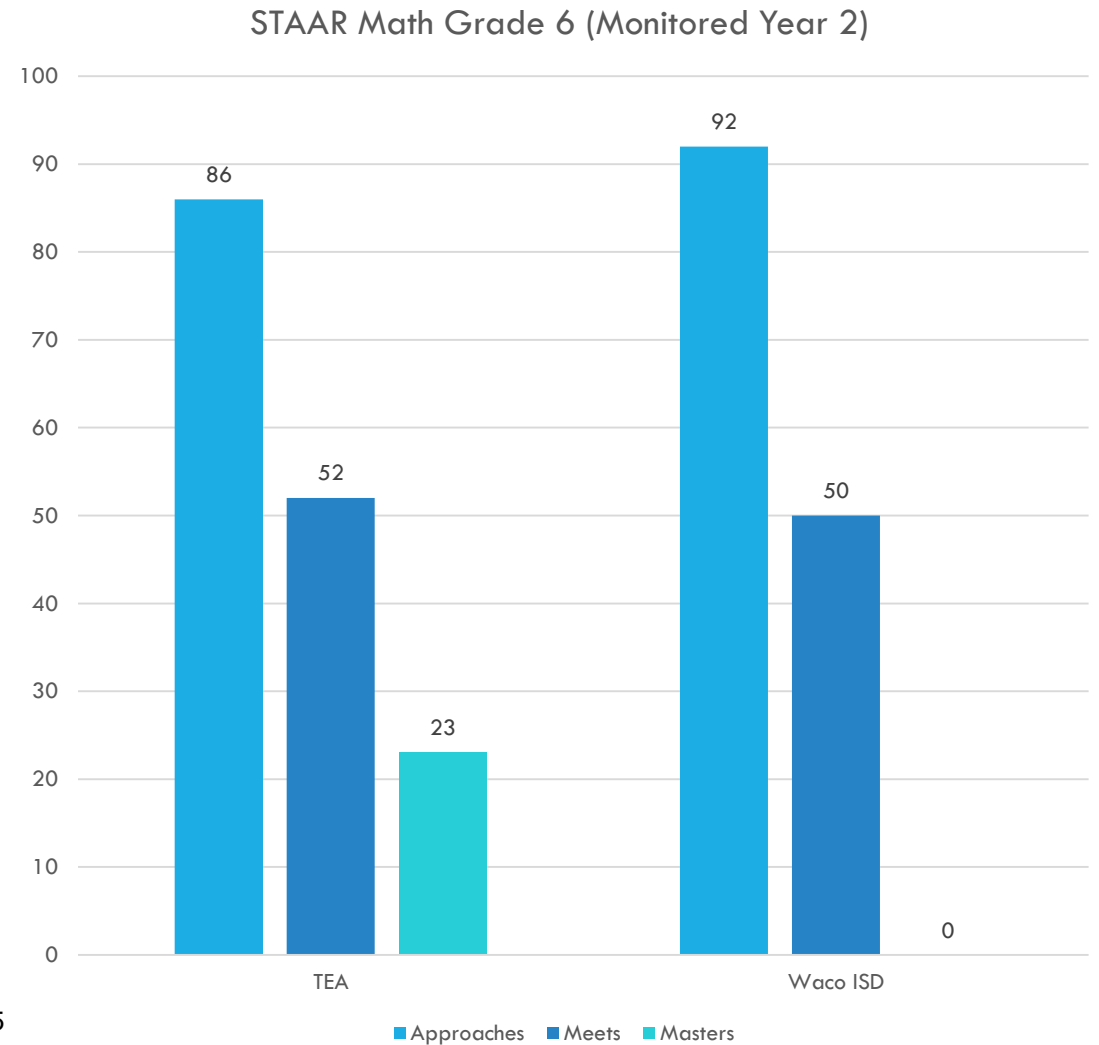
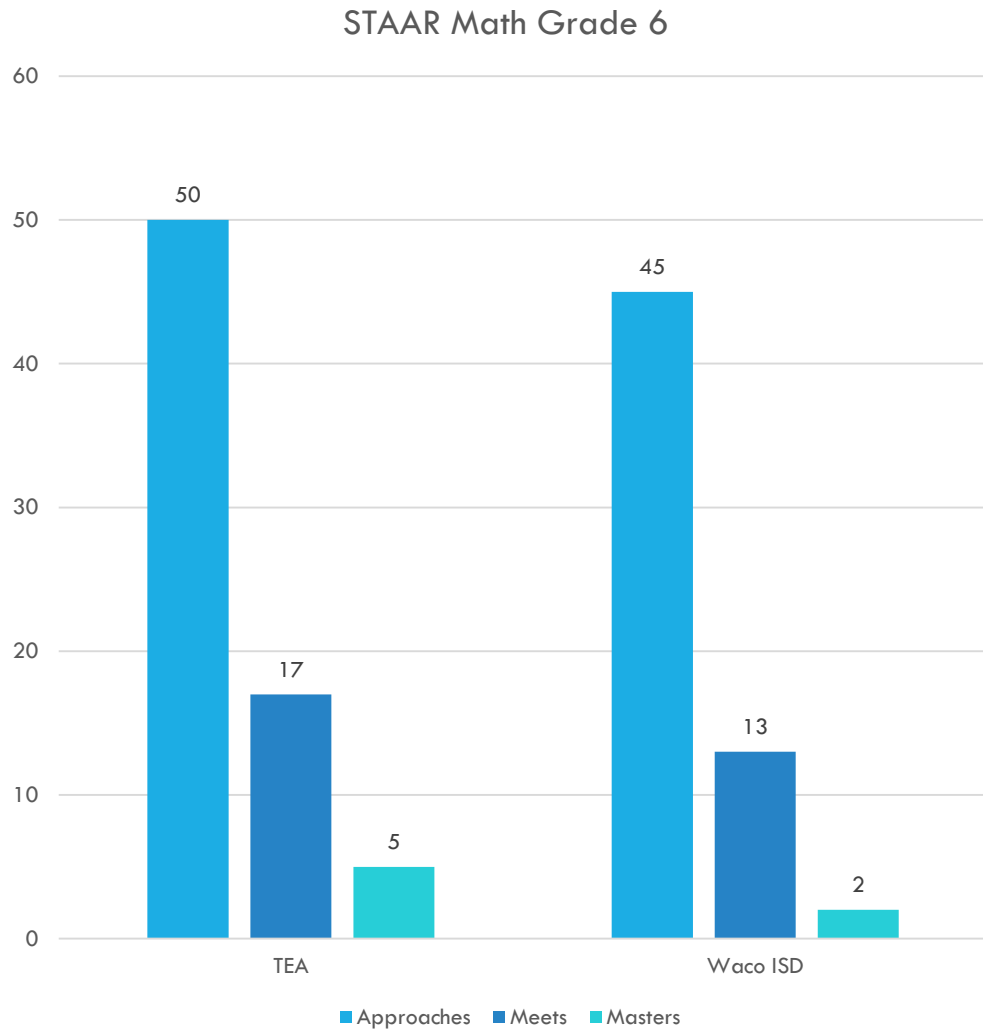


STAAR MATH GRADE 5 LEP AND MONITORED STUDENTS



144

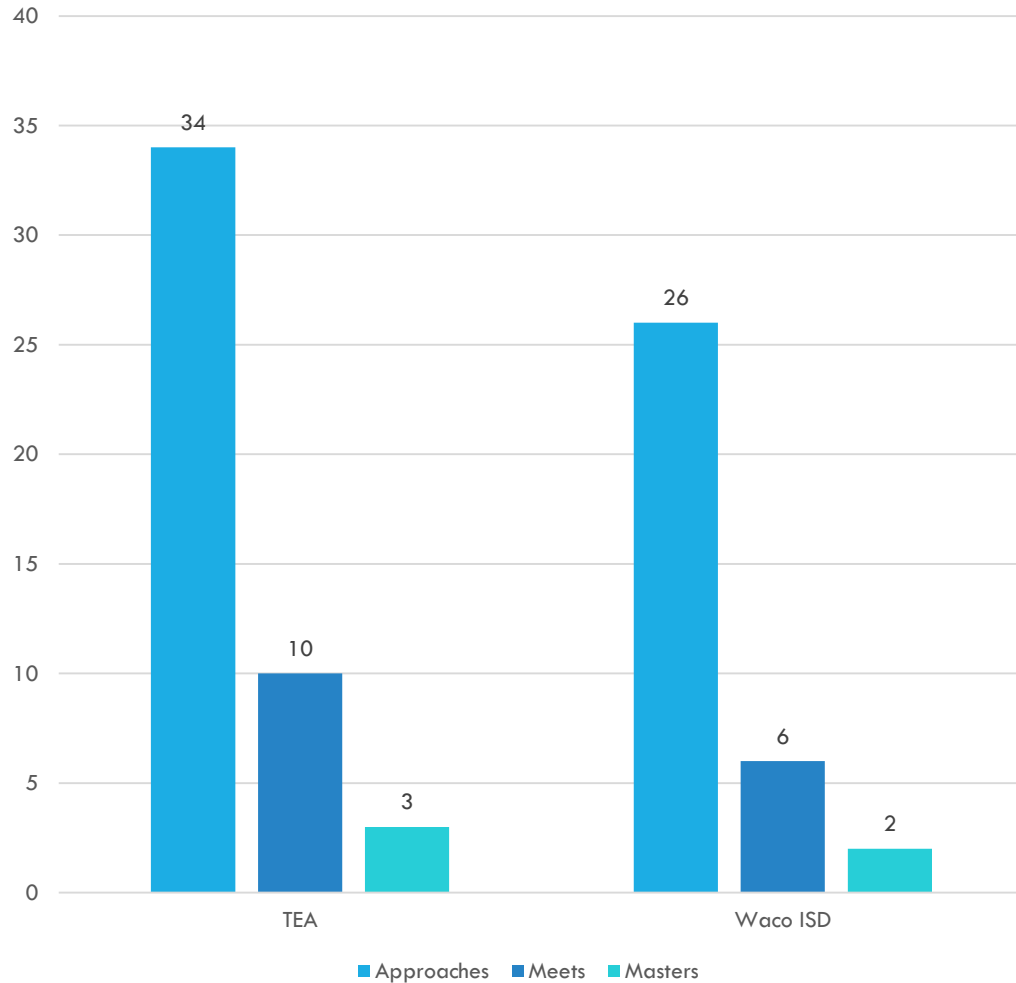
STAAR MATH GRADE 6 LEP AND MONITORED STUDENTS



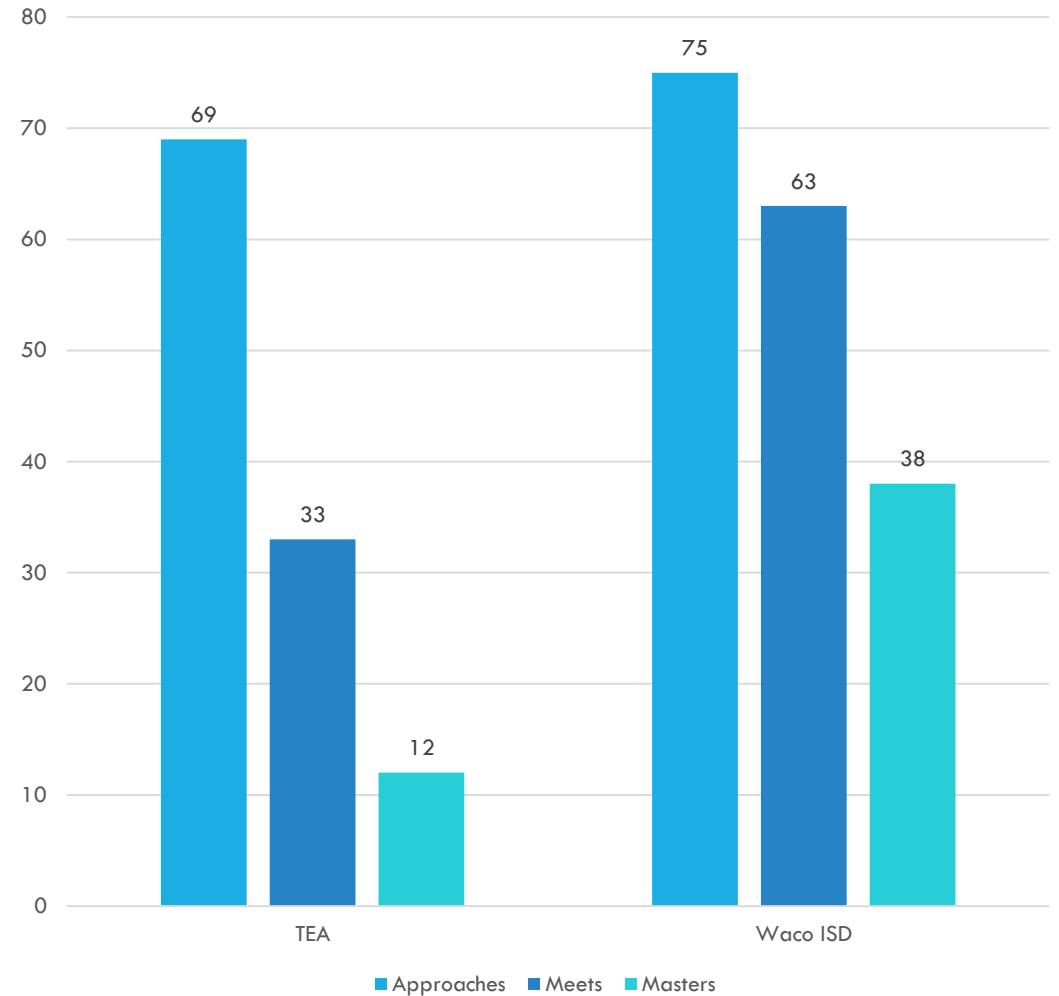
145

STAAR MATH GRADE 7 LEP AND MONITORED STUDENTS

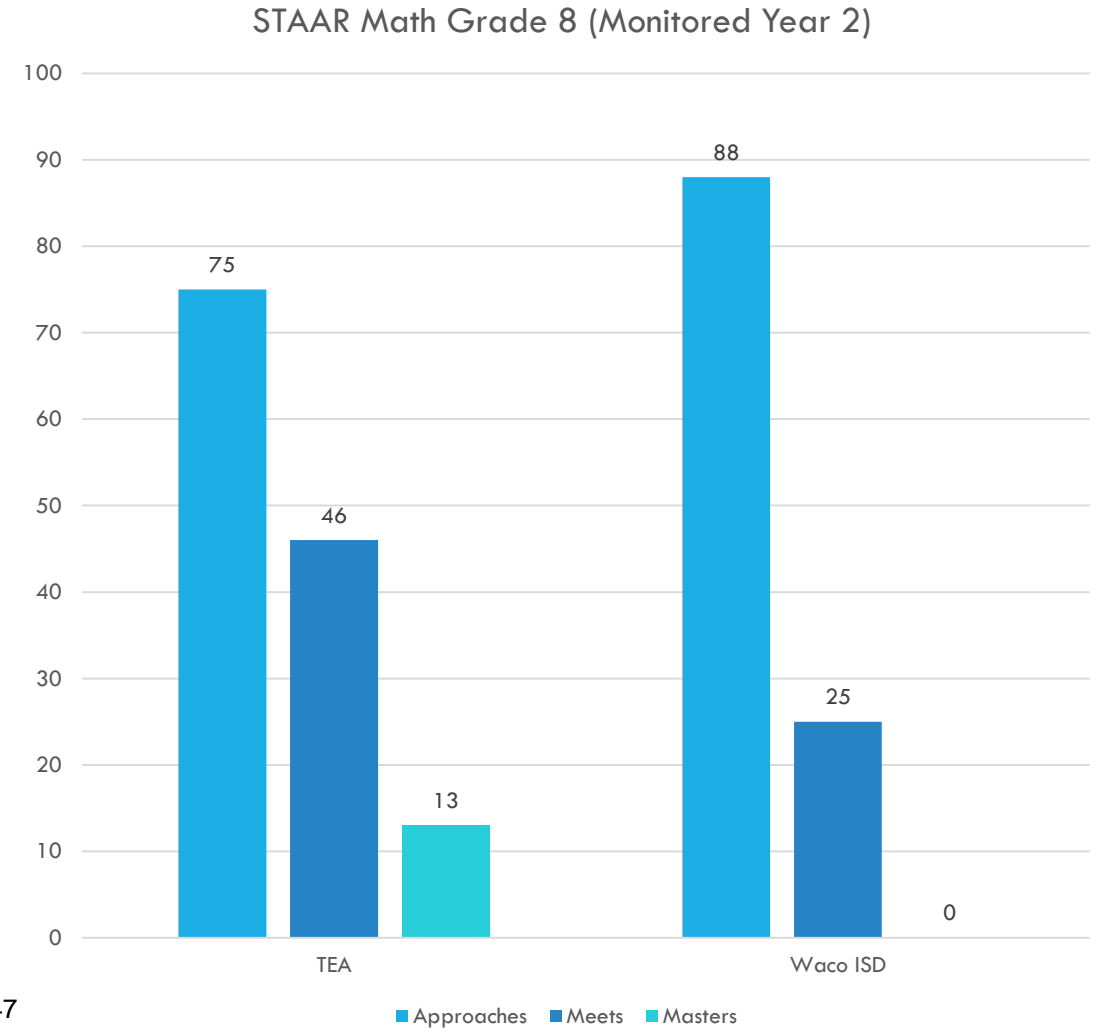
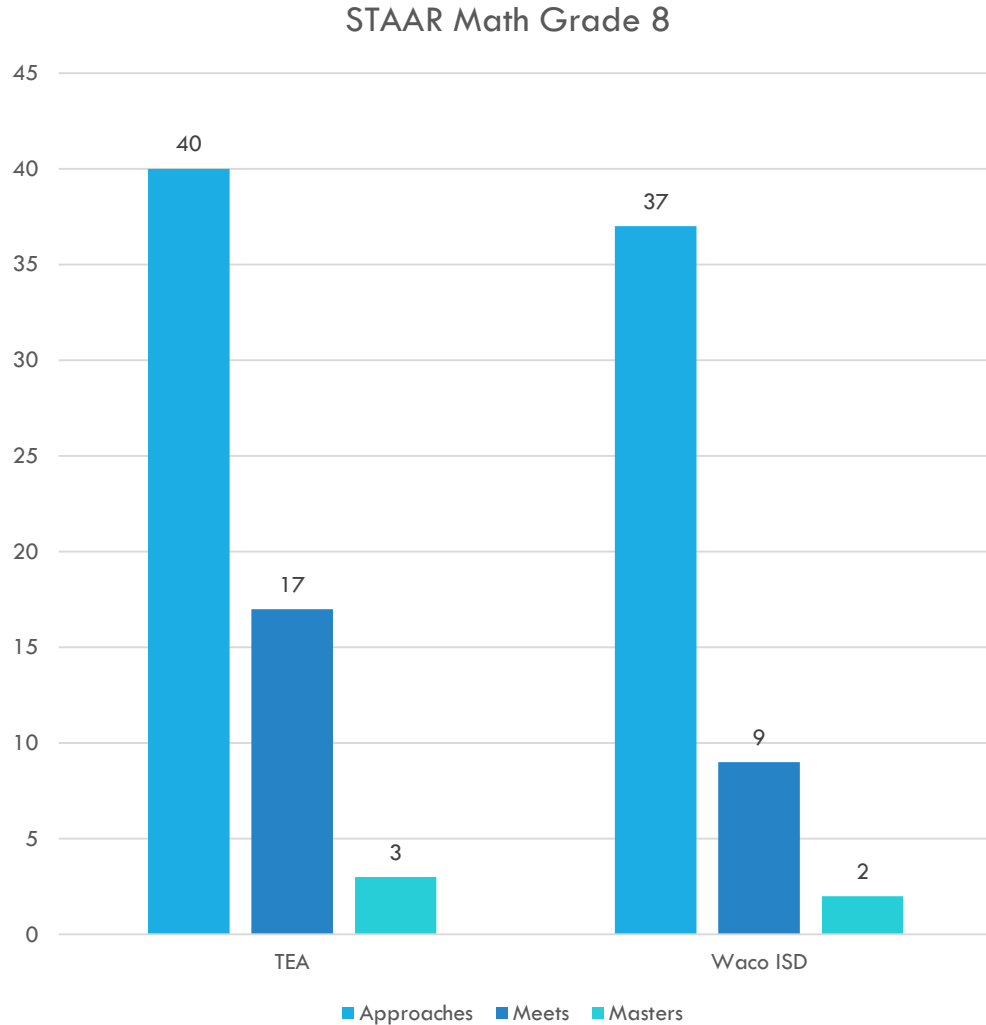
STAAR Math Grade 7



STAAR Math Grade 7 (Monitored Year 2)



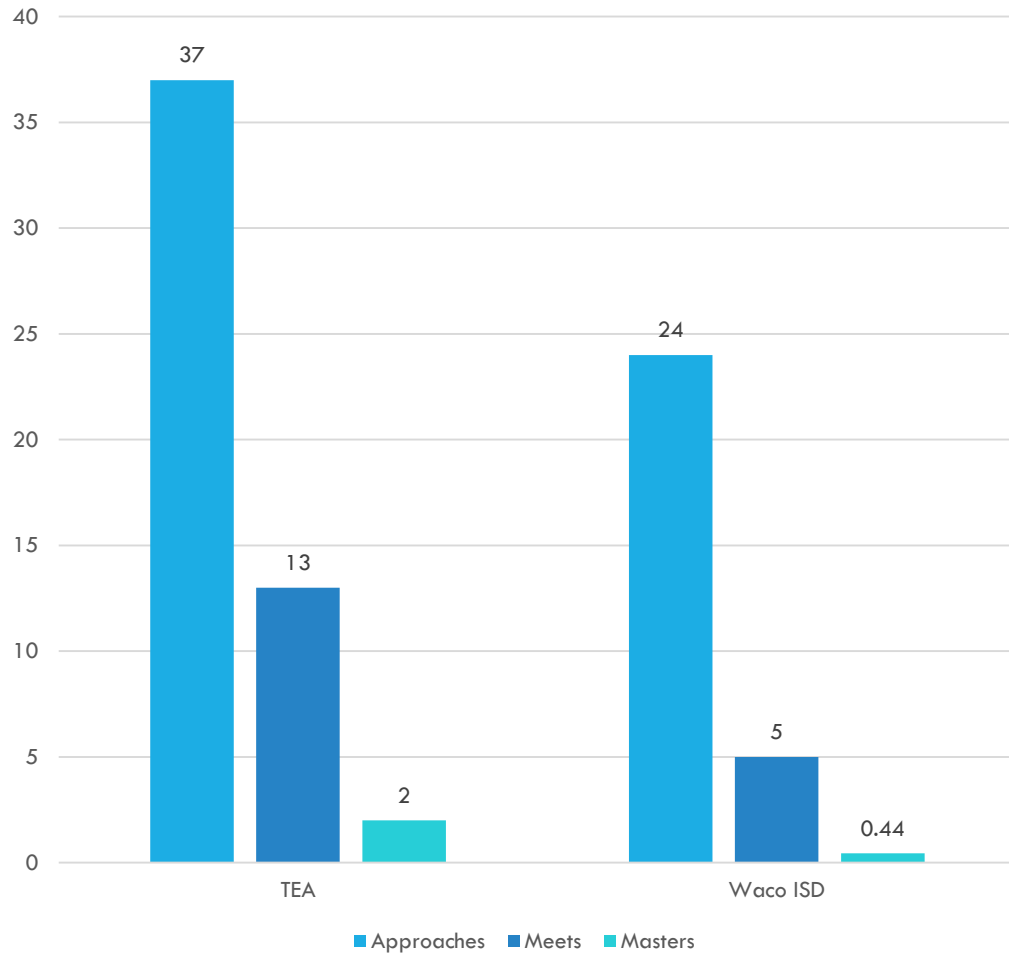
STAAR MATH GRADE 8 LEP AND MONITORED STUDENTS



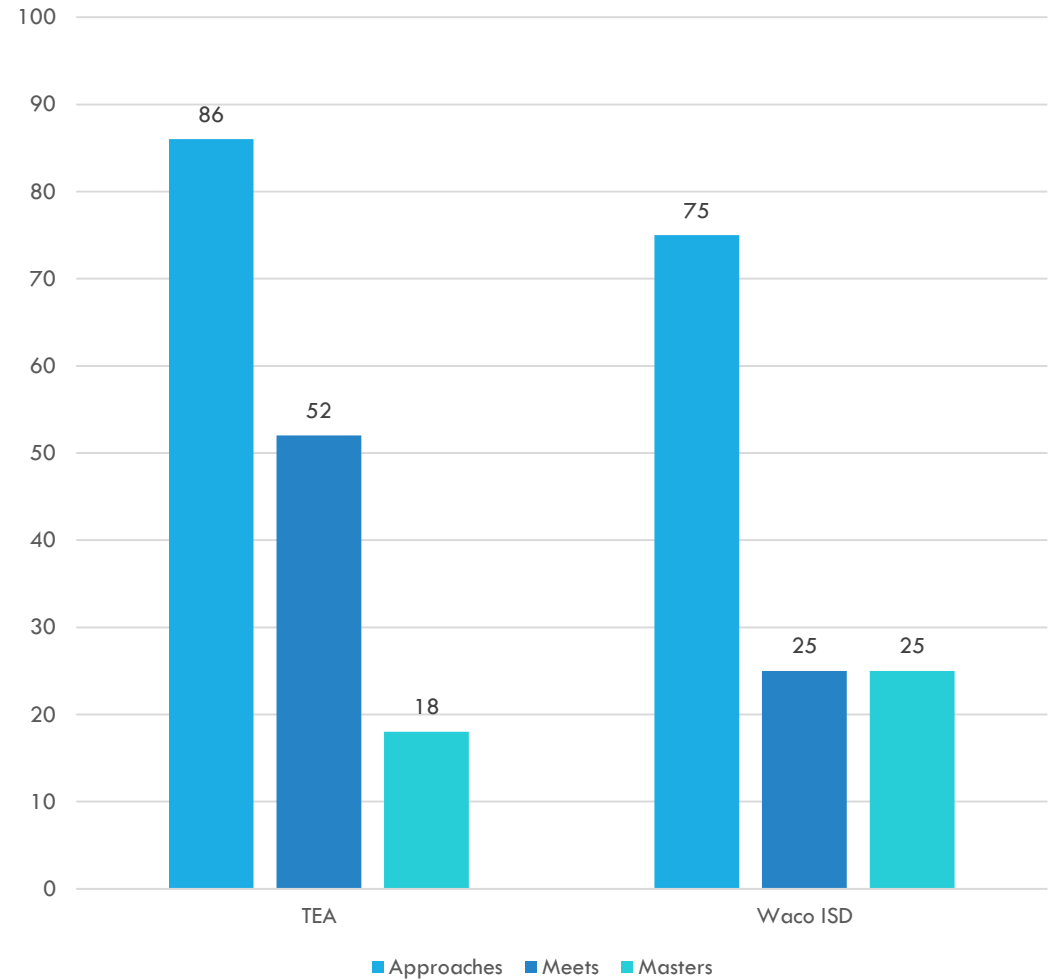
147

STAAR WRITING GRADE 4 LEP AND MONITORED STUDENTS

STAAR Writing Grade 4

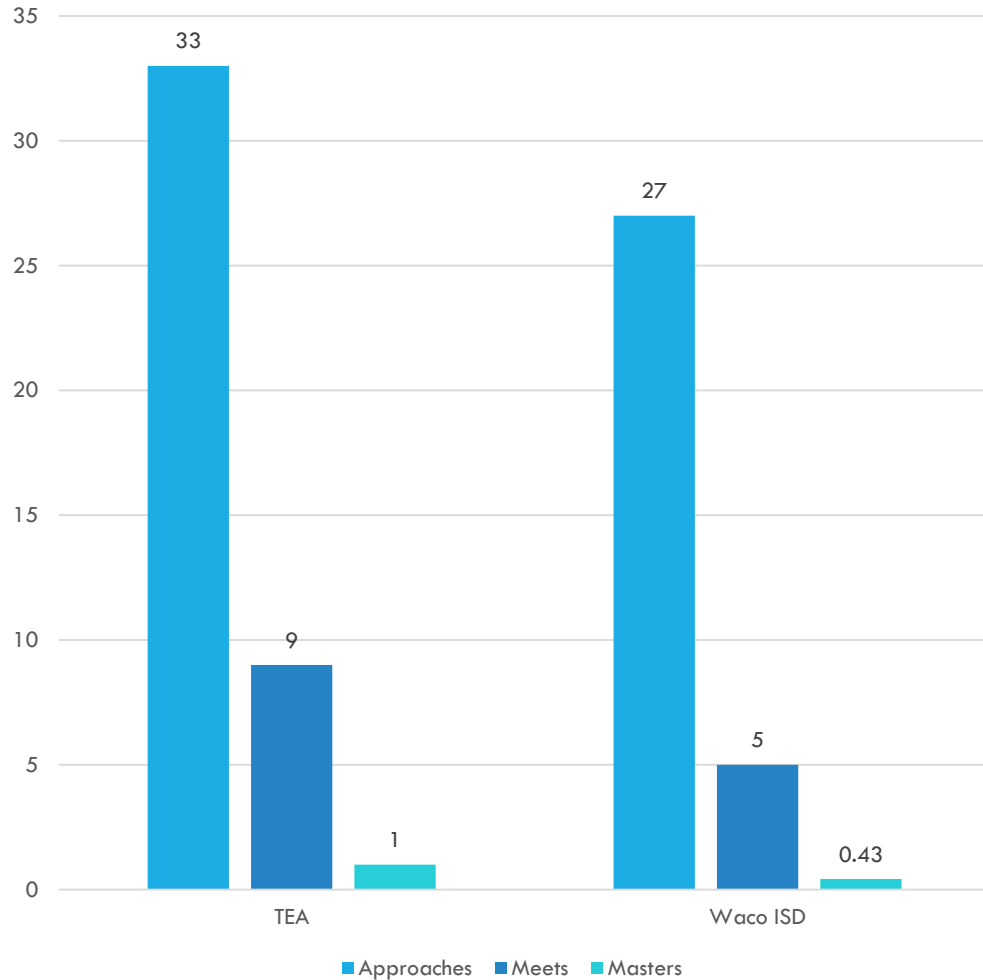


STAAR Writing Grade 4 (Monitored Year 2)

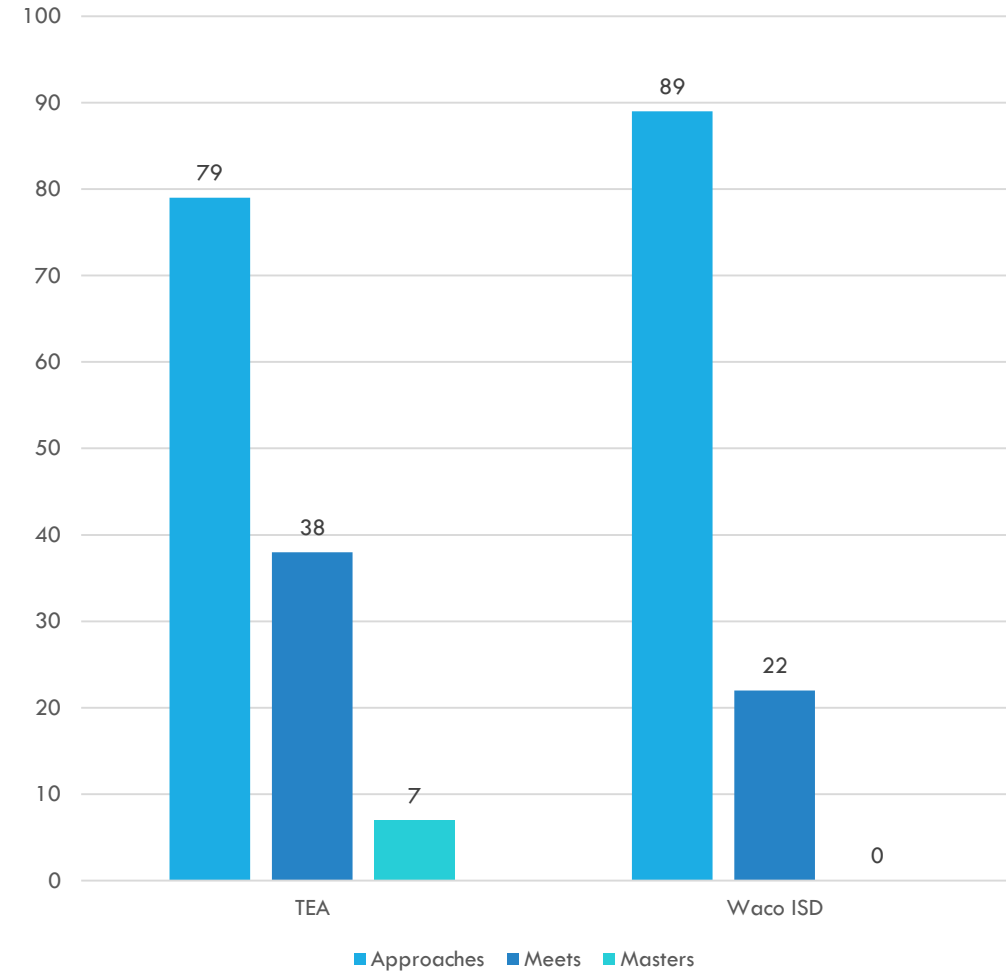


STAAR WRITING GRADE 7 LEP AND MONITORED STUDENTS

STAAR Writing Grade 7

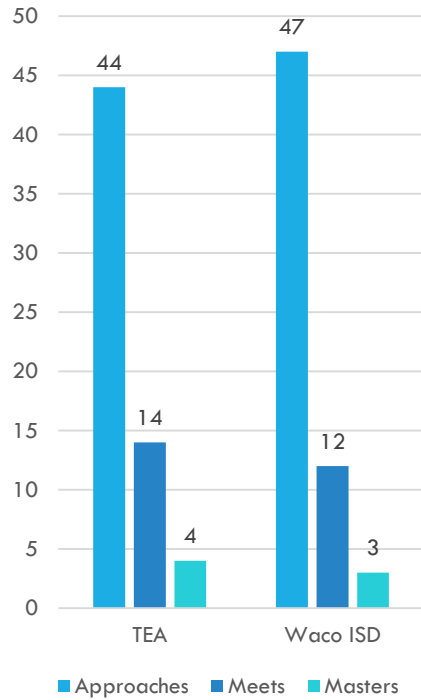


STAAR Writing Grade 7 (Monitored Year 2)

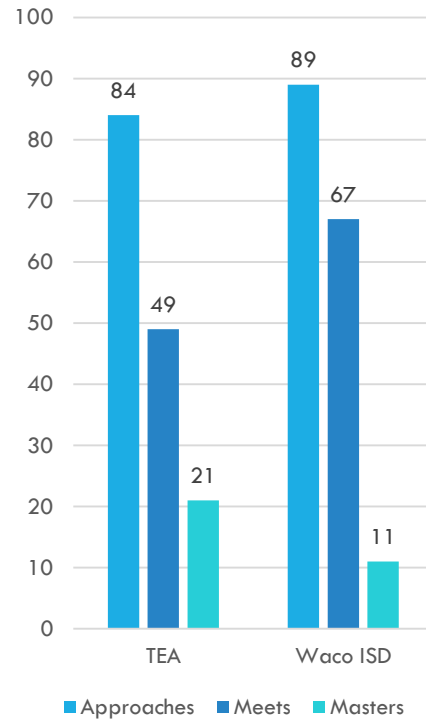


STAAR SCIENCE GRADES 5 AND 8 LEP AND MONITORED STUDENTS

STAAR Science Grade 5

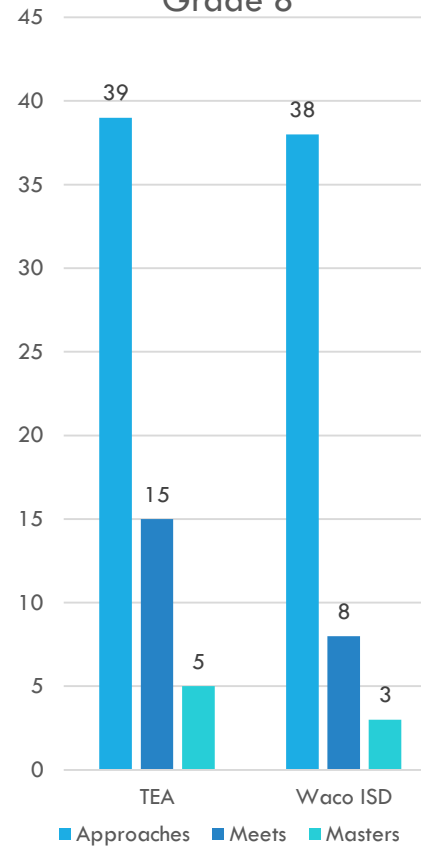


STAAR Science Grade 5 (Monitored Year 2)

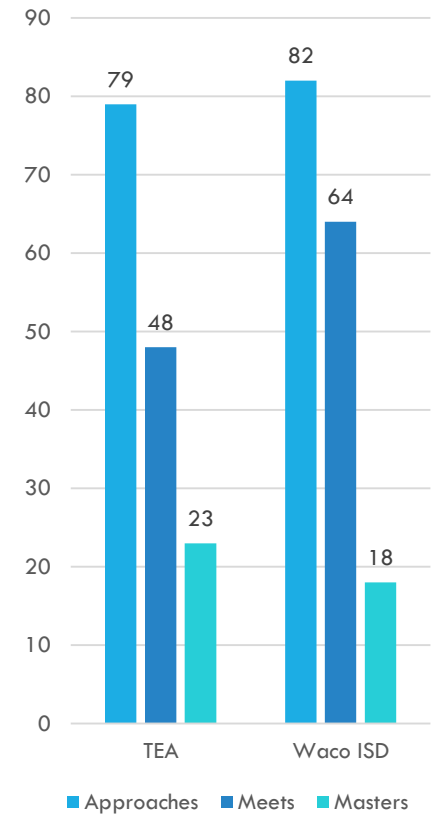


150

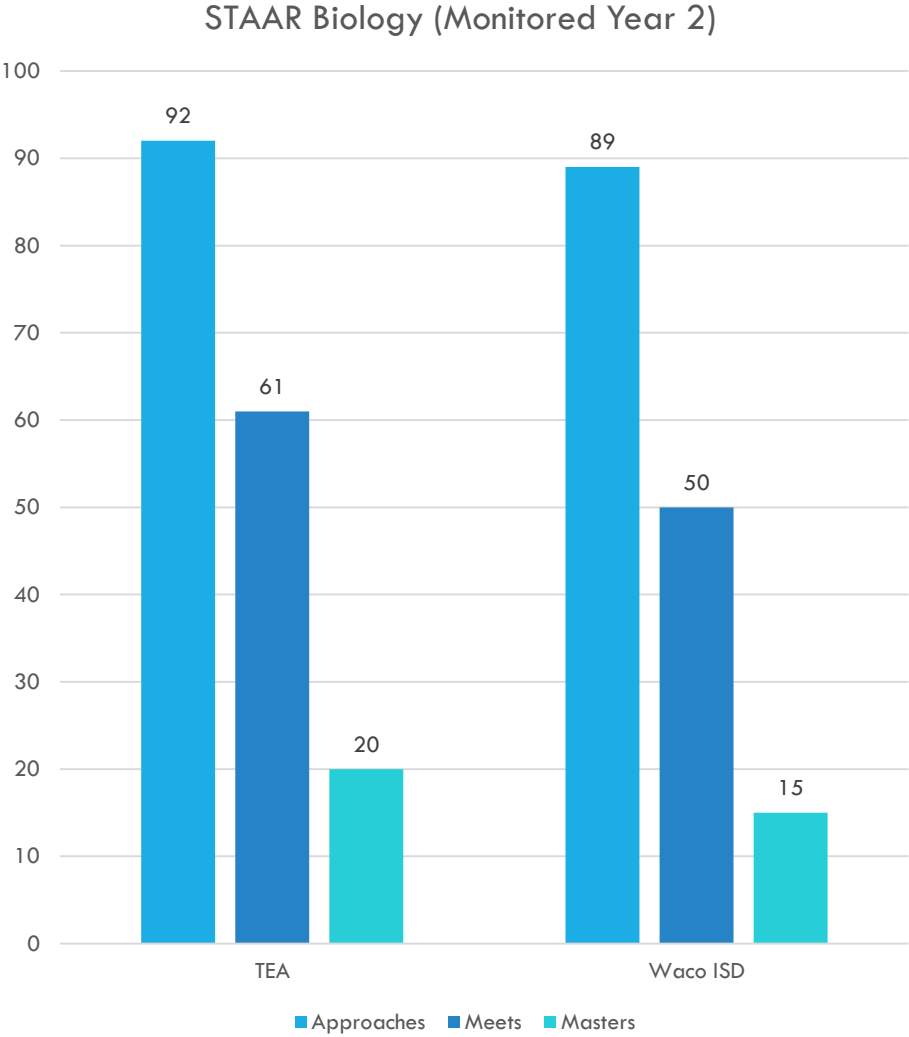
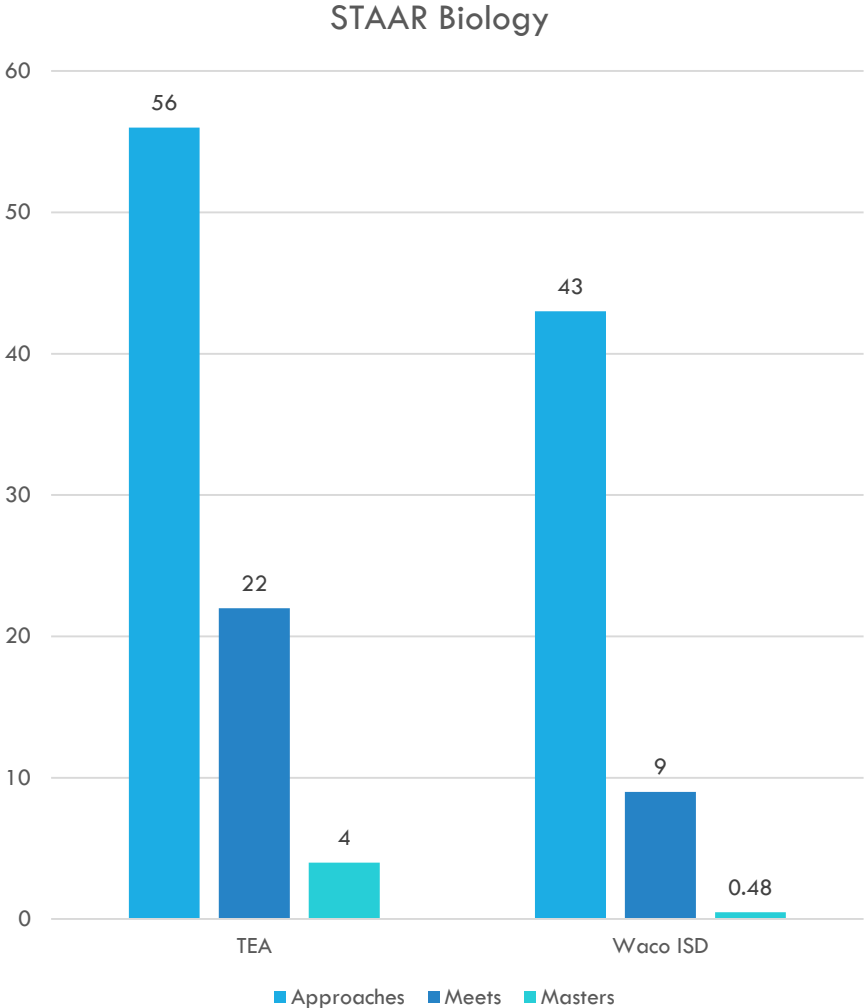
STAAR Science Grade 8



STAAR Science Grade 8 (Monitored Year 2)

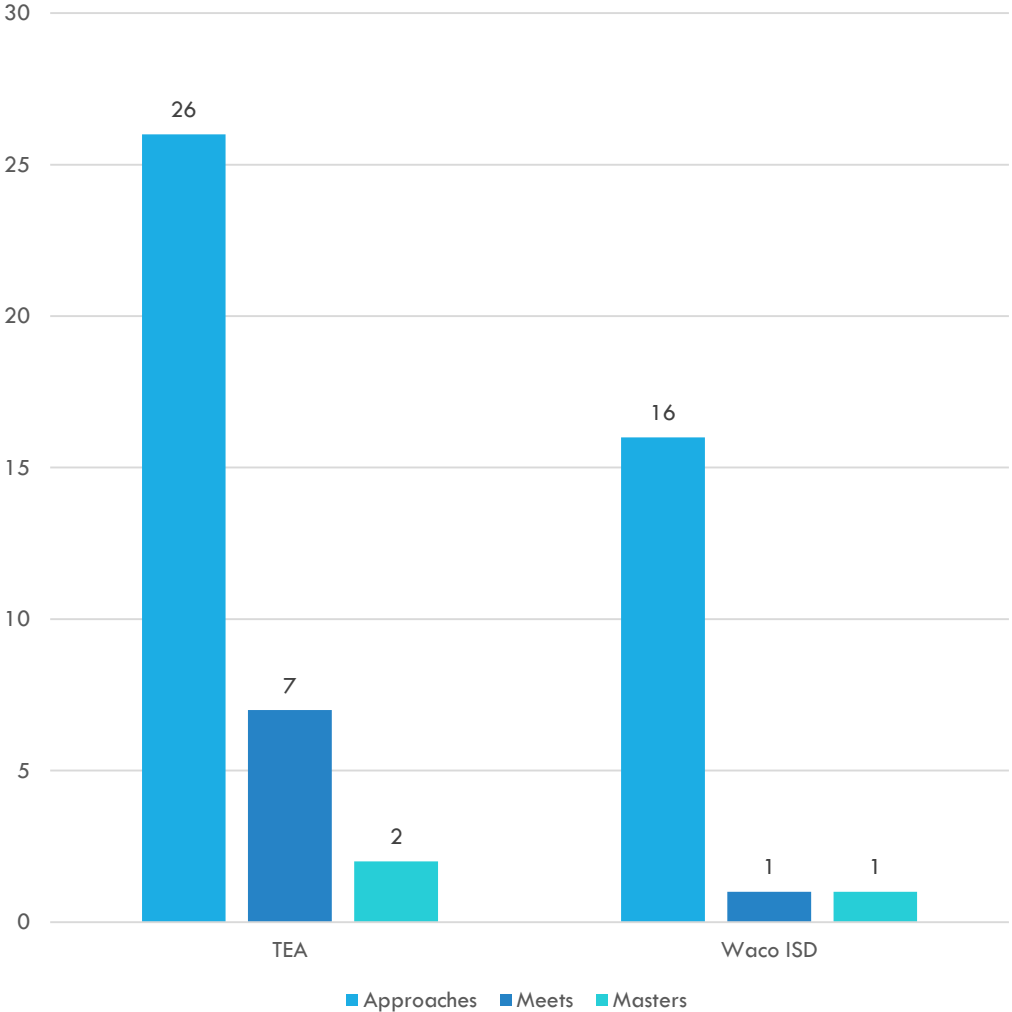


STAAR BIOLOGY LEP AND MONITORED STUDENTS



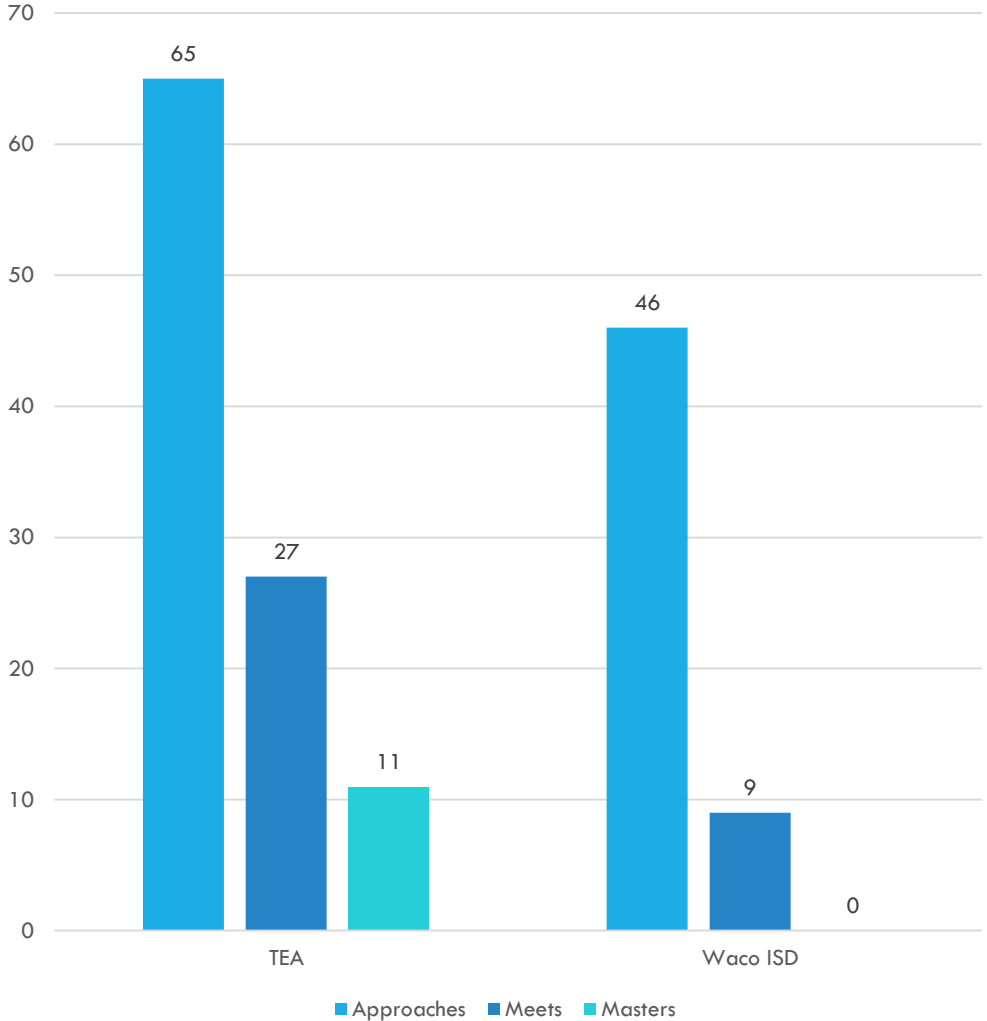
STAAR SOCIAL STUDIES GRADE 8 LEP AND MONITORED STUDENTS

STAAR Social Studies Grade 8



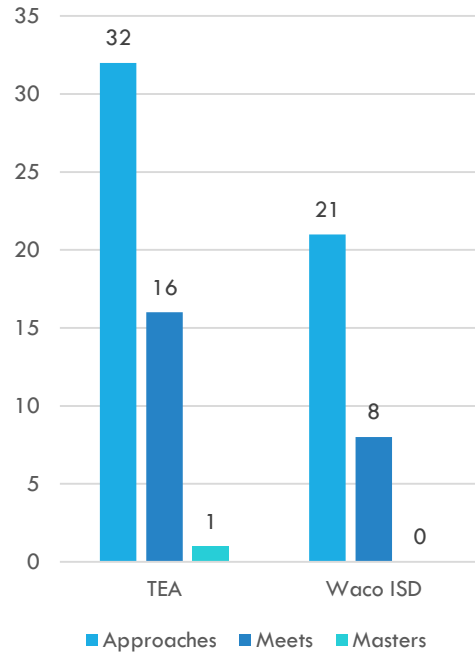
152

STAAR Social Studies Grade 8 (Monitored Year 2)

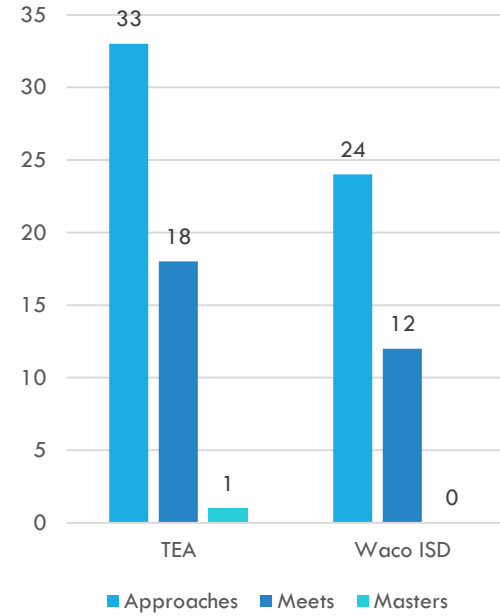


STAAR ENGLISH I AND ENGLISH II LEP AND MONITORED STUDENTS

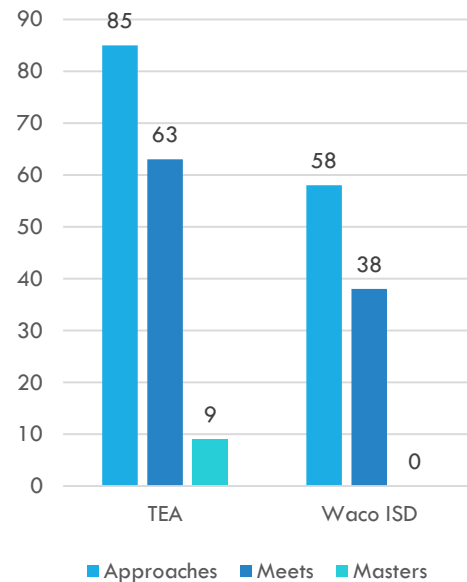
STAAR English I



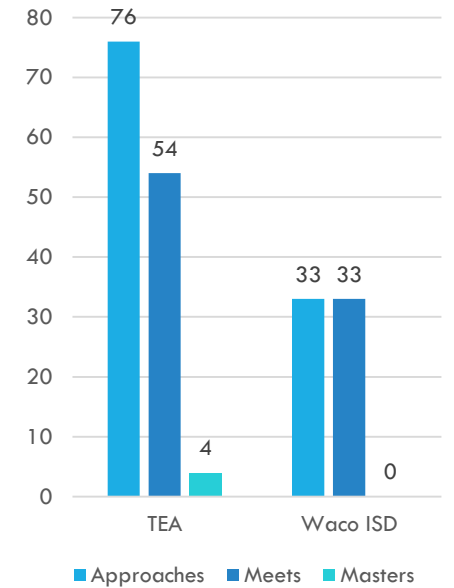
STAAR English II



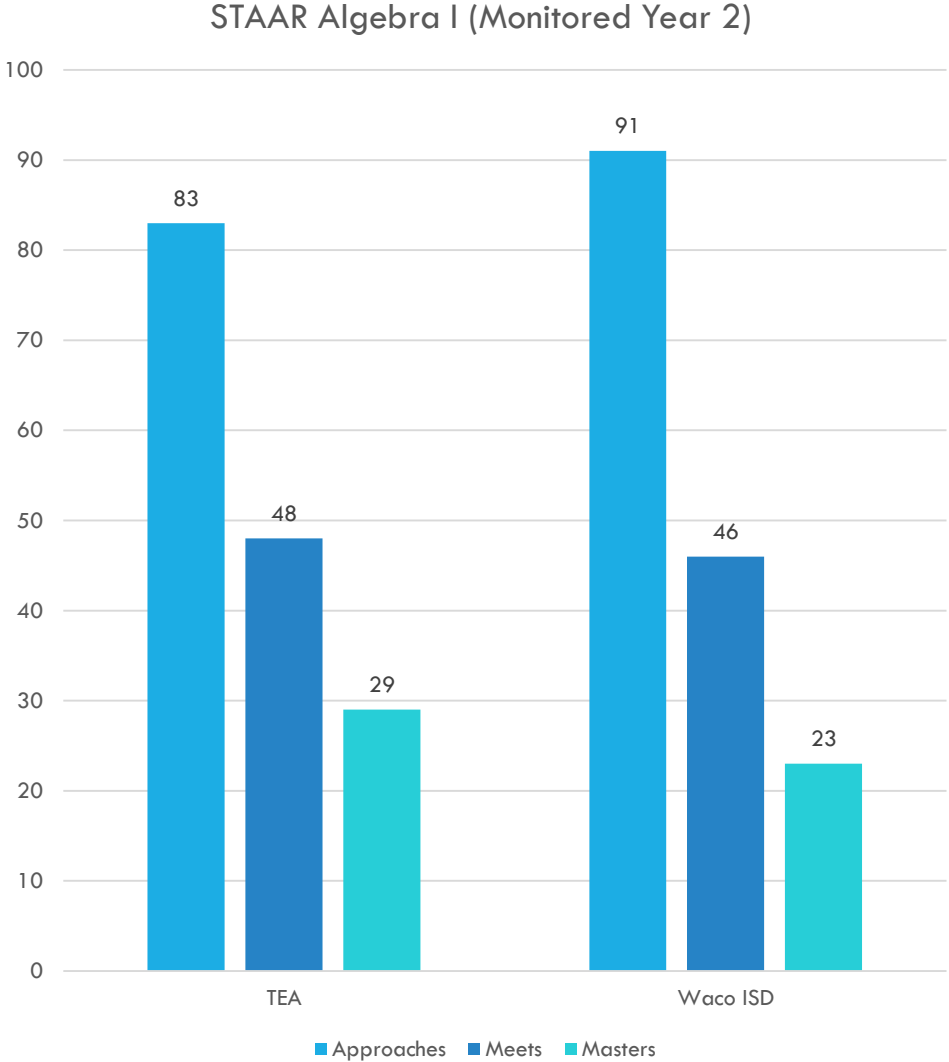
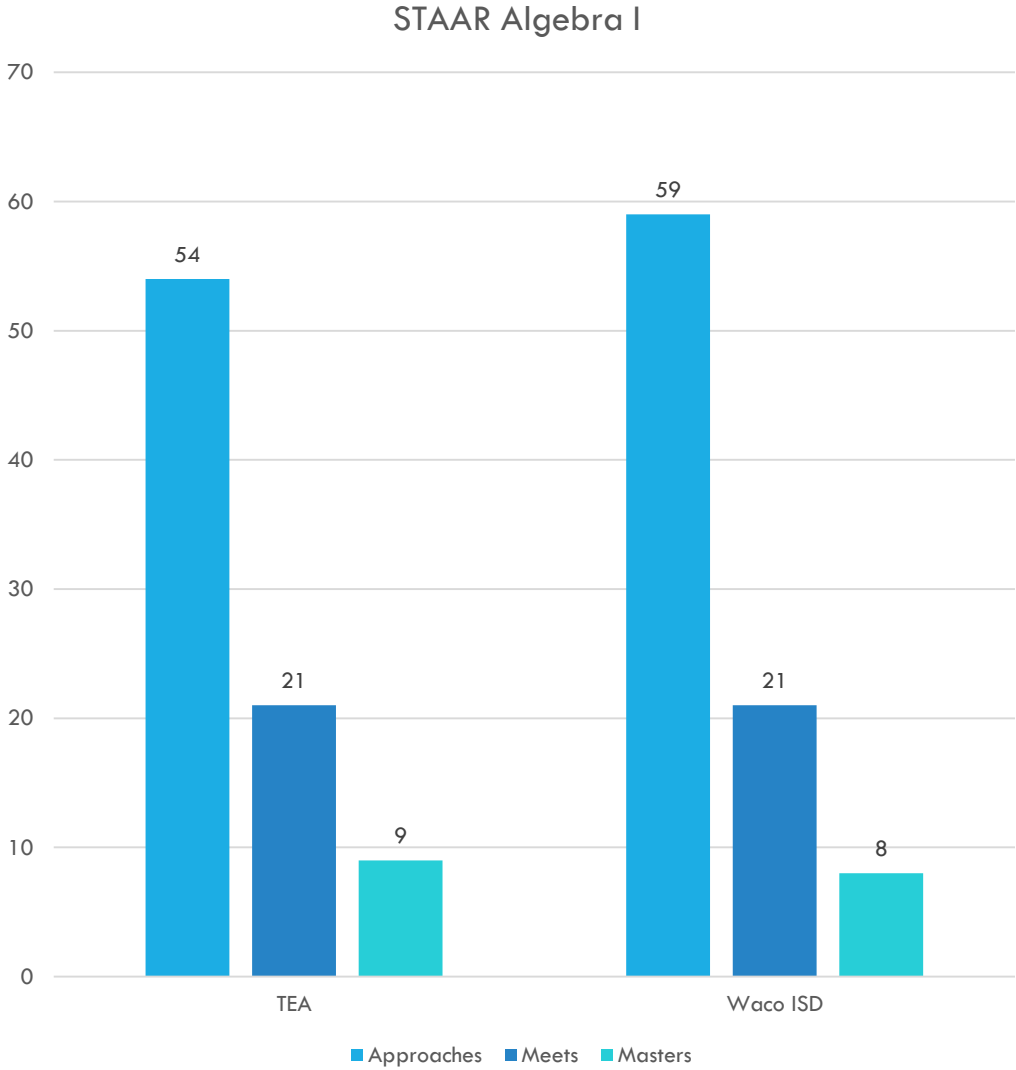
STAAR English I (Monitored Year 2)



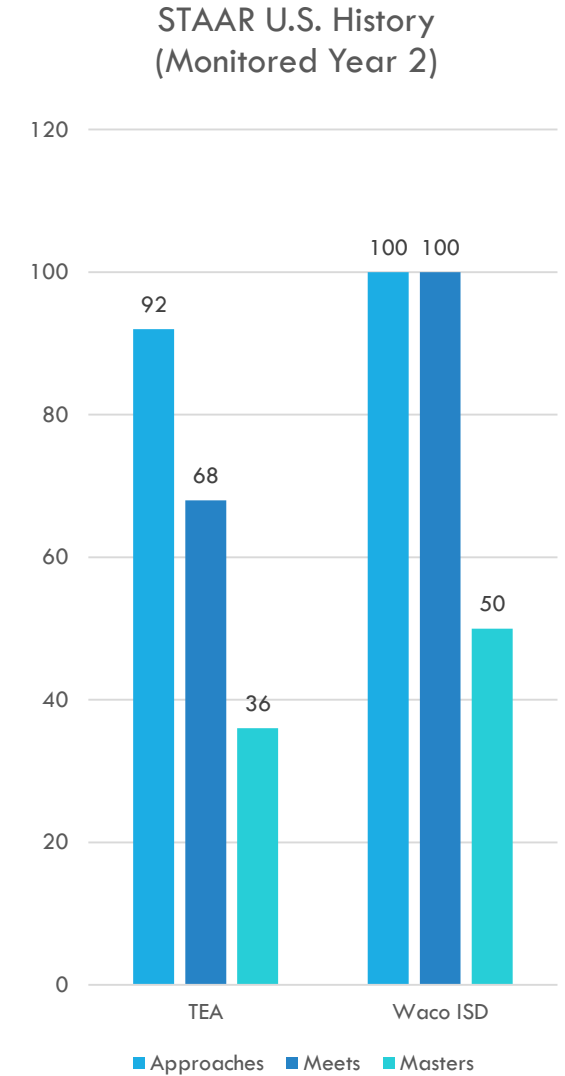
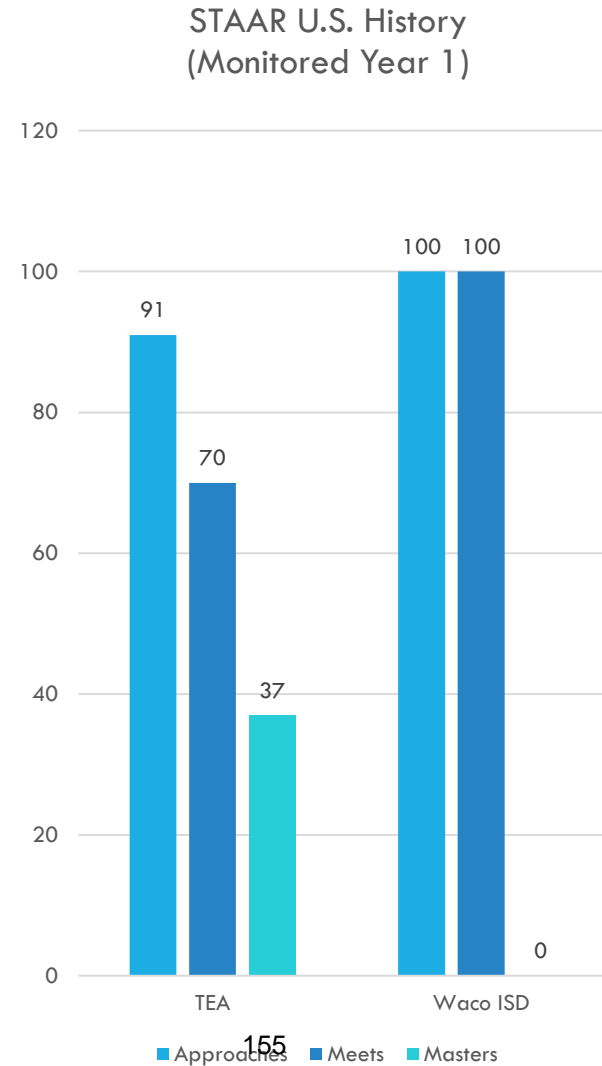
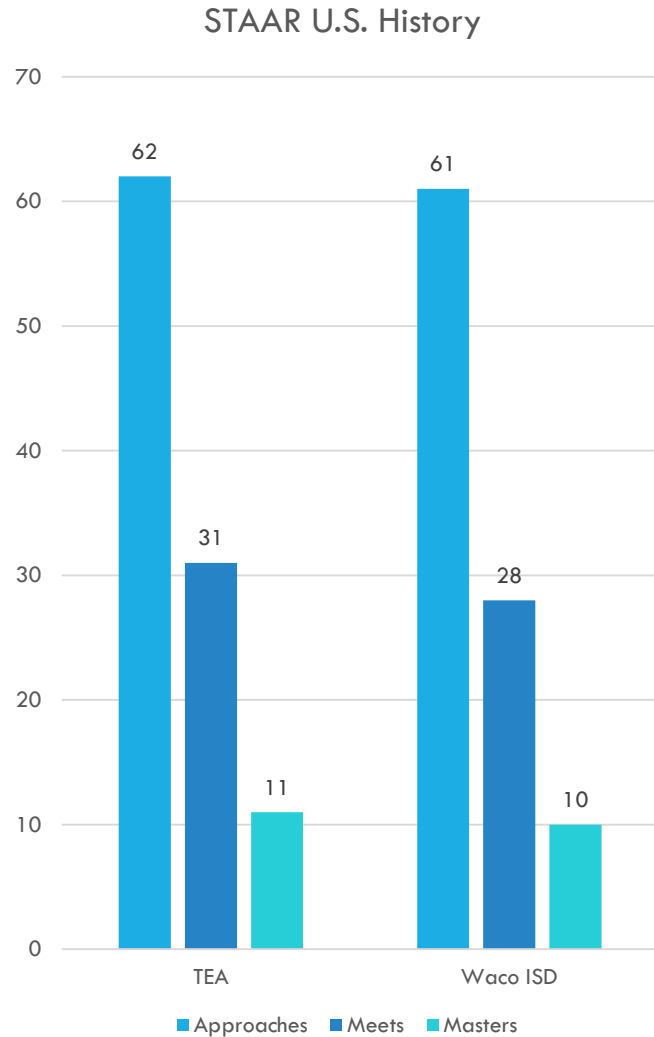
STAAR English II (Monitored Year 2)



STAAR ALGEBRA I LEP AND MONITORED STUDENTS



STAAR U.S. HISTORY LEP AND MONITORED STUDENTS



DROPOUT RATE UPDATE

The English Learners Department has worked hard to reduce the drop-out rate of Emergent Bilingual students and we saw a significant decrease in the drop-out rate of Emergent Bilinguals:

- 2017-2018: 8.1%
- 2018-2019: 5.7%
- 2019-2020: **2.5%**



To our Waco ISD Family-Muchas Gracias!



On behalf of the English Learners Department, we want to thank all of the incredibly dedicated Bilingual and ESL teachers, paraprofessionals, tutors, administrators, counselors, Dr. Kincannon, and the Board of Trustees for ensuring that students keep learning despite of historic challenges due to the pandemic. WE SEE all of the love, time, and sacrifices that you are making.

Muchas gracias, los apreciamos más de lo que podemos expresar (many thanks, we appreciate you more than we can express)!

Grace Benson, Ed.S.

157

“If you have a dream, don’t let anybody take it away.” -Selena