

Board of Education Regular Meeting
Monday, October 14, 2019 7:00 PM
Humboldt Board Conference Room
810 Central Avenue
Humboldt, NE 68376-9706

1. OPEN MEETING NOTICE - CALL MEETING TO ORDER- ROLL CALL - PLEDGE OF ALLEGIANCE*

2. APPROVE THE AGENDA

3. WELCOME PATRONS AND GUESTS

1. Introduction of new staff

4. PATRON COMMENT

5. CORRESPONDENCE

6. APPROVE CONSENT AGENDA

1. Regular Meeting Minutes

2. Approve bills for payment

3. Review Treasurer's report

7. PRESENTATION

1. MTSS Team

8. REPORTS

1. Principal Othmer

2. Assistant Principal Lottman

3. NASB Report

9. DISCUSSION ITEMS

1. Committee Meetings

1. Building and Grounds

2. Strategic Plan Review

10. ACTION ITEMS

1. Approve board member's leave of absence

2. Co-operative Agreement for Football with Pawnee City

3. Approve second reading of policies:
2017 - Indemnification and Liability Insurance
3051 - Opioid Overdose Prevention and Response
3052 - Leasing Personal Property
3054 - Law Enforcement Unit

4. Appoint NASB Delegate Assembly Representative

5. Safety Committee Recommendation

6. Accept verbal resignation of Jenna Biernacki as a paraprofessional

7. Accept resignation of Tanya Scheutz as a paraprofessional

8. Approve hiring Brooke Milke as a paraprofessional

9. Approve hiring Angelyn Guenther as a paraprofessional

10. Discussion of PreSchool Fees

11. SUPERINTENDENT EDMUNDSON REPORT

1. Distribute Superintendent Evaluations

2. Superintendent Leave

3. ESU Board Night

4. Valuation Adjustments

12. EXECUTIVE SESSION - Negotiations

1. Recognize HTRSEA as official bargaining unit for 2020-2021

13. Executive Session - Personnel

14. ADJOURN

Notice of Budget Hearing and Budget Summary

Monday, September 16, 2019 7:00 PM

Music Room, Humboldt

Attendance Taken at 7:00 PM. Mike Bredemeier: Present, Rock Herr: Present, Neal Kanel: Present, Scott Ogle: Present, Tim Schardt: Present, Sandy Stalder: Present.

1. OPEN MEETING NOTICE - CALL MEETING TO ORDER- ROLL CALL -PLEDGE OF ALLEGIANCE*

2. WELCOME PATRONS AND GUESTS

3. APPROVE THE AGENDA

Motion to approve agenda passed with a motion by Scott Ogle and a second by Sandy Stalder. Yea: 6, Nay: 0

4. DISCUSSION AND CONSIDERATION FOR THE PURPOSE OF HEARING SUPPORT, OPPOSITION, CRITICISM, SUGGESTIONS OR OBSERVATIONS OF TAXPAYERS RELATING TO THE FOLLOWING PROPOSED BUDGET AND CONSIDER AMENDMENTS RELATIVE THERETO. THE BUDGET DETAIL IS AVAILABLE IN THE OFFICE OF THE SUPERINTENDENT OF SCHOOLS DURING REGULAR BUSINESS HOURS.

5. ADJOURN

Motion to adjourn at 7:04pm passed with a motion by Sandy Stalder and a second by Mike Bredemeier. Yea: 6, Nay: 0

Respectfully submitted,
Kellie Workman

Property Tax Request Hearing

Monday, September 16, 2019 7:05 PM

Music Room, Humboldt

Attendance Taken at 7:05 PM. Mike Bredemeier: Present, Rock Herr: Present, Neal Kanel: Present, Scott Ogle: Present, Tim Schardt: Present, Sandy Stalder: Present.

1. CALL MEETING TO ORDER. ROLL CALL

2. WELCOME PATRONS AND GUESTS

3. APPROVE THE AGENDA

Motion to approve agenda passed with a motion by Scott Ogle and a second by Mike Bredemeier. Yea: 6, Nay: 0

4. HEAR DISCUSSION ON PROPOSED PROPERTY TAX REQUEST AND PROPERTY TAX RATE FOR THE 2019-2020 SCHOOL YEAR

5. ADJOURN

Motion to adjourn at 709 passed with a motion by Scott Ogle and a second by Sandy Stalder. Yea: 6, Nay: 0

Respectfully submitted,
Kellie Workman

Board of Education Regular Meeting

Monday, September 16, 2019 7:10 PM

Music Room, Humboldt

Attendance Taken at 7:10 PM. Mike Bredemeier: Present, Rock Herr: Present, Neal Kanel: Present, Scott Ogle: Present, Tim Schaardt: Present, Sandy Stalder: Present.

1. OPEN MEETING NOTICE - CALL MEETING TO ORDER- ROLL CALL -PLEDGE OF ALLEGIANCE*

2. APPROVE THE AGENDA

Motion to approve agenda passed with a motion by Mike Bredemeier and a second by Tim Schaardt. Yea: 6, Nay: 0

3. WELCOME PATRONS AND GUESTS

4. PATRON COMMENT

5. CORRESPONDENCE

Thank you from Deb Eis for use of the gym for the bloodmobile.

6. APPROVE CONSENT AGENDA

Approve passed with a motion by Sandy Stalder and a second by Scott Ogle. Yea: 6, Nay: 0

6.1. Regular Meeting Minutes

6.2. Approve bills for payment

6.3. Review Treasurer's report

7. REPORTS

7.1. Principal Othmer

Reported on professional development (MTSS), True School literacy program and student news.

7.2. Assistant Principal Lottman

Provided updates on assessments, backpack program, and the after school program.

7.3. NASB Update - Neal Kanel

An attachment from NASB concerning upcoming board information.

8. DISCUSSION ITEMS

8.1. Committee Meetings

8.1.1. Building and Grounds

The kitchen is supposed to be completed and inspected by the end of this week. The track is scheduled to be completed before the next home high school football game.

8.2. Review of Strategic Plan/Goal Setting

Will review the strategic plan next month.

8.3. Football Cooperative Agreement Update

9. ACTION ITEMS

9.1. Approve board member's leave of absence

9.2. Approve Budget for 2019-2020

Approve the 2019-20 budget as presented passed with a motion by Sandy Stalder and a second by Rock Herr. Yea: 6, Nay: 0

9.3. Approve Property Tax Request for 2019-2020

Approve the 2019-20 tax request as presented passed with a motion by Sandy Stalder and a second by Scott Ogle. Yea: 6, Nay: 0

9.4. Approve Policy Recommendations per attached list

Approve the policies as presented passed with a motion by Tim Schaardt and a second by Rock Herr. Yea: 6, Nay: 0

10. SUPERINTENDENT EDMUNDSON REPORT

10.1. Safety Inspection - Ed Johnson

The annual inspection went well.

11. EXECUTIVE SESSION - Personnel

Motion to approve entering into executive session at 7:39pm to discuss personnel passed with a motion by Sandy Stalder and a second by Mike Bredemeier. Yea: 6, Nay: 0

Motion to approve exiting executive session at 8:05pm passed with a motion by Sandy Stalder and a second by Scott Ogle. Yea: 6, Nay: 0

12. ADJOURN

Motion to adjourn at 8:05pm passed with a motion by Sandy Stalder and a second by Scott Ogle. Yea: 6, Nay: 0

Respectfully submitted,
Kellie Workman

Account Number	Detail Description	Amount
01 1100 610 002	6745 markerspace-ks	210.00
Total ADAFRUIT		210.00
01 2630 430 000	fert/chem	519.22
Total AG PARTNERS COOPERATIVE, INC		519.22
01 2620 890 000	painting	100.00
Total ANGIE SCHNACKER		100.00
01 2620 610 000	cust.	21.68
Total BINDER BROTHERS		21.68
01 2620 621 000	fuel	986.54
Total BLACK HILLS ENERGY		986.54
01 2620 610 000	cust./paint	63.99
Total Blecha's General Store		63.99
01 2710 610 000	maint. supplies	143.88
Total BOOMGARN, RENEE		143.88
01 1100 440 000	copier lease	1,574.33
Total CANON FINANCIAL SERVICES		1,574.33
01 1100 440 000	copies	1.86
01 1100 440 000	copies	1,195.33
Total CAPITAL BUSINESS SYSTEMS, INC		1,197.19
01 2620 610 000	custodial	698.80
01 2410 580 000	kl travel	787.11
01 1100 610 003	LEAP	71.38
01 2710 626 000	fuel	187.00
01 2710 890 000	lic/lock	119.68
01 1100 890 002	be kind shirts	1,041.58
01 1100 643 000	sci subscr	40.00
01 1100 890 001	credit from sept	(628.38)
01 2230 643 000	tech	1,363.68
01 3540 733 003	Sixpence desktop comp	599.99
01 1200 610 001	sped itunes	73.84
01 2120 610 003	couns-kindness	367.96
01 1100 610 001	ind arts	684.89
01 1100 643 000	ss subscr.	23.88
01 1100 610 003	lam film	297.69
01 2320 580 000	meals/park/wash	62.25
01 3540 610 003	fam inv SIXPence	266.68
01 3540 580 003	meal Sixpence	44.36
01 2213 330 000	mtss con	670.09
01 2230 643 000	tech	15.81
Total CARDMEMBER SERVICE		6,788.29
01 1100 610 001	reimb	52.75
Total Catlin, Brad		52.75
01 1100 610 001	mods/couns	93.91
Total CLEANING COUSINS, LLC		93.91
01 2230 650 000	tech	229.32
Total DAS STATE ACCOUNTING - CENTRAL FINANACE		229.32
01 2620 430 000	masonry repair	2,780.00
Total DAVID HUNZEKER		2,780.00
01 2710 626 000	fuel	1,244.23
Total DEN'S COUNTRY MEATS		1,244.23
01 2620 430 000	lights in front office	230.42
Total Don Plager		230.42
01 2620 890 000	painting	30.00
Total Drake, Shari		30.00

Account Number	Detail Description	Amount
01 2620 450 000	kitchen labor/install	564.24
01 2620 610 000	service call-no cool 2nd floor	170.50
Total DSTK PHILLIPS, INC		<u>734.74</u>
01 2320 333 000	mileage	30.16
01 2213 330 000	meals	15.24
Total Edmundson, Sherri		<u>45.40</u>
01 1100 610 001	ind arts	288.60
Total EGGERS BROS INC		<u>288.60</u>
01 6410 340 003	Bfit Elem	26,826.85
01 6410 591 003	sped dir	3,744.14
01 2151 591 000	elem audiol	1,710.34
01 1200 591 003	SA elem psych	5,989.06
01 6404 340 003	IDEA 0-2 & 3-5 early ch	1,266.89
01 2141 591 000	SA sec. psych	4,900.14
Total ESU #4		<u>44,437.42</u>
01 2230 643 000	tech	59.44
Total ESU #6		<u>59.44</u>
01 2230 643 000	powerschool cloud hosting	1,500.00
Total ESU 5		<u>1,500.00</u>
01 1100 610 001	6670 moser gizmos	1,750.00
Total EXPLORELEARNING		<u>1,750.00</u>
01 2310 540 000	advert.	194.37
Total FALLS CITY JOURNAL		<u>194.37</u>
01 2620 420 000	service	456.70
Total FALLS CITY SANITATION		<u>456.70</u>
01 2620 610 000	cust. supplies	129.27
Total FARM & CITY SUPPLY		<u>129.27</u>
01 1100 382 001	tech	277.00
Total FIBER PLATFORM, LLC		<u>277.00</u>
01 1190 330 003	office ck	137.95
01 2510 340 000	3438	140.00
01 2310 540 000	3442	177.95
01 1100 211 002	3443	409.01
01 1100 610 003	3439	14.44
Total GENERAL OFFICE CHECKING ACCT.		<u>879.35</u>
01 1100 643 000	6650 MOSER subscr	1,750.00
Total GRAMMARLY INC		<u>1,750.00</u>
01 1100 640 003	6765 textbooks	3,454.50
01 1100 640 003	6765 textbooks	140.00
Total HOUGHTON MIFFLIN CO		<u>3,594.50</u>
01 2310 540 000	advert. radio	612.00
Total HTMC		<u>612.00</u>
01 102	october payroll	488,755.08
Total HTRS PAYROLL ACCT		<u>488,755.08</u>
01 2310 540 000	advert.	133.57
01 2310 540 000	advert.	79.00
Total HUMBOLDT STANDARD		<u>212.57</u>
01 2230 650 000	update IP address	1,189.20
Total INTELLIGENT BUILDINGS, LLC		<u>1,189.20</u>
01 3540 610 003	SIXPENCE cups	240.00
Total KC'S STAINED GLASS & CRAFTS		<u>240.00</u>
01 2310 540 000	coaches show	180.00
Total KNZA INC		<u>180.00</u>
01 2330 317 000	legal services	679.00

Account Number	Detail Description	Amount
Total KSB School Law		679.00
01 1200 610 001	6770 sped blecha	99.00
Total LEARNING MOMENTUM, LLC		99.00
01 2620 610 000	parts/rental	621.72
Total LEWIS IMPLEMENT COMPANY		621.72
01 6404 340 003	0-2 & 3-5 YO	627.00
01 2161 340 000	SA	2,042.20
Total MALCOLM, MARY		2,669.20
01 2620 430 000	system test w/ fire marshal & fire ext	289.00
Total MIDWEST FIRE SERVICE		289.00
01 2620 610 000	used storage rack	200.00
Total MIDWEST RESTAURANT SUPPLY LLC		200.00
01 2310 810 000	area memb mtg	360.00
01 2310 810 000	nk	387.00
01 2320 330 000	se	399.00
Total NASB NEBRASKA ASSN OF SCHOOL BOARDS		1,146.00
01 1100 610 001	reissue - habitudes books	510.00
Total NEBRASKA DEPT OF EDUCATION		510.00
01 2620 430 000	SERVICE CALL	210.00
Total NMMKS SECURITIES LLC		210.00
01 2620 622 000	43471 10.7	8,195.98
01 2620 622 000	31711 10.23	34.21
01 2620 622 000	elec	104.08
01 2620 622 000	ELEC	58.38
01 2620 622 000	ELEC	90.47
Total NPPD		8,483.12
01 2310 810 000	annual dues	850.00
Total NRCSA		850.00
01 6969 340 000	Title IV Celebrate Creativity-Joslyn	510.00
01 6969 340 000	Title IV Celebrate Creativity-Joslyn	165.00
Total OMAHA SYMPHONY		675.00
01 2620 610 000	cust.	15.99
Total PAWNEE TRUE VALUE		15.99
01 2620 430 000	monitoring	632.82
Total PER MAR SECURITY SERVICES		632.82
01 2620 430 000	security engineer	172.50
Total PRIME COMMUNICATIONS INC		172.50
01 1100 610 003	report card env 6704	109.95
Total PULICATION PRINTING OF NE, INC		109.95
01 1100 890 001	HELMETS	4,026.01
Total RIDDE / ALL AMERICAN SPORTS CORP		4,026.01
01 2620 430 000	spraying	68.00
Total SCHENDEL PEST CONTROL		68.00
01 2620 610 000	clocks/supplies	333.66
Total SCHOOL FIX		333.66
01 2710 626 000	fuel	3,905.30
01 2712 626 000	sped	217.50
Total STATION SERVICE CENTER INC., THE		4,122.80
01 2510 530 000	phone	230.69
Total VERIZON BUSINESS		230.69
01 2161 340 000	OT	1,512.96
Total WILCOCK, JOY		1,512.96
01 2510 530 000	phone	764.27

10/14/2019 01:13 PM

Account Number

Detail Description

Amount

01 2510 530 000

phone

108.07

Total WINDSTREAM NEBRASKA

872.34

01 1100 610 003

6744 challenge cards-ks

319.97

Total WONDER WORKSHOP INC

319.97

01 2213 330 000

DR-early ch summit

60.00

Total YORK ELEMENTARY SCHOOL

60.00

Checking Account ID 1

592,461.12

HTRS ACCOUNT BALANCES

9.30.19

ACTIVITY ACCOUNT	\$384,320.71
BREAKFAST/LUNCH	\$77,612.17
BUILDING FUND	\$662,777.80
DEPRECIATION	\$445,842.06
EMPLOYEE BEN FUND CK	\$5,061.09
EMPLOYEE BEN FUND MM	\$331,025.27
FLEX PLAN	\$8,252.05
GENERAL FUND	\$1,660,315.01
OFFICE ACCOUNT	\$4,630.70
PAYROLL FUND	\$70,059.17
QCPUF	\$410,864.50
STUDENT FEES	\$10,615.00

Expenditure Report by Function/Object -
Detail_KW

10/14/2019 01:56 PM

Regular; Processing Month 10/2019; Fund Number 01

User ID: KAW

Account Number	Account Description	Revised Budget	Expended During Month	% of Budget	Unencumbered Balance
01	GENERAL FUND				
1100	REGULAR INSTRUCTIONAL PROGRAMS				
01 1100 111 000	Extra Duty Salary	0.00	13,057.89	0.00	(26,049.70)
01 1100 111 001	HS Teacher Salaries	0.00	76,680.08	0.00	(184,428.00)
01 1100 111 002	MS Teacher Salaries	0.00	1,060.21	0.00	(2,120.42)
01 1100 111 003	EL Teacher Salaries	0.00	59,836.95	0.00	(132,314.70)
01 1100 112 002	MS AIDE/PARA	0.00	0.00	0.00	0.00
01 1100 112 003	EL AIDE/PARA	0.00	14,178.04	0.00	(20,515.11)
01 1100 113 001	HS SUB TCHR	0.00	2,812.50	0.00	(3,406.25)
01 1100 113 002	MS SUB TCHR	0.00	0.00	0.00	0.00
01 1100 113 003	EL SUB TCHR	0.00	1,793.75	0.00	(5,125.00)
01 1100 153 001	EXTRA DUTY / STIPENDS	0.00	3,780.00	0.00	(4,853.00)
01 1100 211 000	D GROUP INSURANCE TCHR/PROF	0.00	2,351.42	0.00	(4,646.95)
01 1100 211 001	HS GROUP INSURANCE TCHR/PROF	0.00	20,297.55	0.00	(40,170.09)
01 1100 211 002	MS GROUP INSURANCE TCHR/PROF	0.00	812.71	0.00	(1,209.17)
01 1100 211 003	EL GROUP INSURANCE TCHR/PROF	0.00	16,702.97	0.00	(33,592.75)
01 1100 212 003	EL GROUP INSURANCE AIDE/PARA	0.00	237.43	0.00	(527.91)
01 1100 213 001	CERTIFIED CLASS COVG-BCBS	0.00	0.00	0.00	0.00
01 1100 221 000	D SOCIAL SECURITY TCHR/PROF	0.00	979.08	0.00	(1,954.38)
01 1100 221 001	HS SOCIAL SECURITY TCHR/PROF	0.00	5,747.52	0.00	(13,873.54)
01 1100 221 002	MS SOCIAL SECURITY TCHR/PROF	0.00	79.39	0.00	(158.78)
01 1100 221 003	EL SOCIAL SECURITY TCHR/PROF	0.00	4,413.98	0.00	(9,796.71)
01 1100 222 001	HS SOCIAL SECURITY AIDE/PARA	0.00	0.00	0.00	0.00
01 1100 222 002	MS SOCIAL SECURITY AIDE/PARA	0.00	0.00	0.00	0.00
01 1100 222 003	EL SOCIAL SECURITY AIDE/PARA	0.00	1,037.95	0.00	(1,490.97)
01 1100 223 001	HS SOCIAL SECURITY SUB TCHR	0.00	504.28	0.00	(631.81)
01 1100 223 002	MS SOCIAL SECURITY SUB TCHR	0.00	0.00	0.00	0.00
01 1100 223 003	EL SOCIAL SECURITY SUB TCHR	0.00	137.23	0.00	(392.07)
01 1100 231 000	D RETIREMENT TCHR/PROF	0.00	993.89	0.00	(1,981.67)
01 1100 231 001	HS RETIREMENT TCHR/PROF	0.00	7,537.78	0.00	(15,002.33)
01 1100 231 002	MS RETIREMENT TCHR/PROF	0.00	104.73	0.00	(209.46)
01 1100 231 003	EL RETIREMENT TCHR/PROF	0.00	5,835.22	0.00	(11,584.83)
01 1100 232 001	HS RETIREMENT AIDE/PARA	0.00	0.00	0.00	0.00
01 1100 232 002	MS RETIREMENT AIDE/PARA	0.00	0.00	0.00	0.00
01 1100 232 003	EL RETIREMENT AIDE/PARA	0.00	1,336.93	0.00	(1,923.24)
01 1100 233 001	HS RETIREMENT SUB TCHR	0.00	0.00	0.00	0.00
01 1100 233 002	MS RETIREMENT SUB TCHR	0.00	0.00	0.00	0.00
01 1100 233 003	EL RETIREMENT SUB TCHR	0.00	0.00	0.00	0.00
01 1100 260 000	D UNEMPLOYMENT PMTS	0.00	0.00	0.00	0.00
01 1100 281 000	D LTD/STD TCHR/PROF	0.00	7.46	0.00	(14.92)
01 1100 281 001	HS LTD/STD TCHR/PROF	0.00	393.09	0.00	(786.18)
01 1100 281 002	MS LTD/STD TCHR/PROF	0.00	0.00	0.00	0.00
01 1100 281 003	EL LTD/STD TCHR/PROF	0.00	307.53	0.00	(615.06)
01 1100 282 001	HS LTD/STD AIDE/PARA	0.00	0.00	0.00	0.00
01 1100 282 002	MS LTD/STD AIDE/PARA	0.00	0.00	0.00	0.00
01 1100 282 003	EL LTD/STD AIDE/PARA	0.00	43.68	0.00	(77.64)
01 1100 283 001	LTD/STD SUB TCHR	0.00	0.00	0.00	0.00
01 1100 283 003	LTD/STD SUB TCHR	0.00	0.00	0.00	0.00
01 1100 333 000	MILEAGE PAID TO CERTIFIED	0.00	0.00	0.00	0.00

**Expenditure Report by Function/Object -
Detail_KW**

10/14/2019 01:56 PM

Regular; Processing Month 10/2019; Fund Number 01

User ID: KAW

Account Number	Account Description	Revised Budget	Expended During Month	% of Budget	Unencumbered Balance
01 1100 382 001	Tuition - Distance Learning	0.00	277.00	0.00	(6,090.00)
01 1100 382 002	Tuition - Distance Learning	0.00	0.00	0.00	0.00
01 1100 440 000	DISTRICT RENTALS/LEASES	0.00	2,771.52	0.00	(5,460.58)
01 1100 580 000	INSTRUCTIONAL TRAVEL EXPENSES	0.00	0.00	0.00	0.00
01 1100 610 001	HS Teaching Supplies	0.00	3,380.15	0.00	(3,679.14)
01 1100 610 002	MS Teaching Supplies	0.00	210.00	0.00	(1,116.94)
01 1100 610 003	EL Teaching Supplies	0.00	813.43	0.00	(828.67)
01 1100 640 001	HS Textbooks	0.00	0.00	0.00	0.00
01 1100 640 002	MS Textbooks	0.00	0.00	0.00	0.00
01 1100 640 003	EL Textbooks	0.00	3,594.50	0.00	(4,930.11)
01 1100 643 000	WEB/CLOUD BASED SOFTWARE	0.00	1,813.88	0.00	(1,813.88)
01 1100 733 001	HS Furniture And Equipment	0.00	0.00	0.00	0.00
01 1100 733 002	MS Furniture And Equipment	0.00	0.00	0.00	0.00
01 1100 733 003	EL Furniture And Equipment	0.00	0.00	0.00	0.00
01 1100 890 001	HS Other Expense	0.00	3,397.63	0.00	(3,397.63)
01 1100 890 002	MS Other Expense	0.00	1,041.58	0.00	(1,041.58)
01 1100 890 003	EL Other Expense	0.00	0.00	0.00	0.00
1100	REGULAR INSTRUCTIONAL PROGRAMS	0.00	260,360.93	0.00	(547,811.17)
1160	PROVERTY PROGRAMS				
01 1160 111 003	Teacher Salaries - Poverty	0.00	0.00	0.00	0.00
01 1160 113 003	Substitute Salaries - Poverty	0.00	0.00	0.00	0.00
01 1160 211 003	Health Insurance - Poverty	0.00	0.00	0.00	0.00
01 1160 221 003	Social Security - Poverty	0.00	0.00	0.00	0.00
01 1160 231 003	Retirement - Poverty	0.00	0.00	0.00	0.00
01 1160 281 003	Long Term Disability - Poverty	0.00	0.00	0.00	0.00
01 1160 610 003	Teaching Supplies - Poverty	0.00	0.00	0.00	0.00
01 1160 890 003	Other Expense - Poverty	0.00	0.00	0.00	0.00
1160	PROVERTY PROGRAMS	0.00	0.00	0.00	0.00
1190	EARLY CHILDHOOD ED PROGRAMS				
01 1190 111 003	Early Childhood Salary	0.00	8,408.97	0.00	(16,817.94)
01 1190 112 003	EC Early Childhood Aide	0.00	965.65	0.00	(1,671.28)
01 1190 113 003	EC Substitute Salaries	0.00	0.00	0.00	0.00
01 1190 211 003	EC Health Insurance	0.00	1,089.01	0.00	(2,151.95)
01 1190 221 003	EC Social Security	0.00	646.68	0.00	(1,293.36)
01 1190 222 003	EC SOC SEC AIDE/PARA	0.00	74.17	0.00	(128.37)
01 1190 223 003	EC SOC SEC SUB TCHR	0.00	0.00	0.00	0.00
01 1190 231 003	EC Retirement	0.00	826.23	0.00	(1,652.46)
01 1190 232 003	RETIREMENT AIDE/PARA	0.00	95.39	0.00	(165.09)
01 1190 281 003	EC LTD/STD TCHR/PROF	0.00	44.45	0.00	(88.90)
01 1190 282 003	LTD/STD AIDE/PARA	0.00	4.03	0.00	(6.87)
01 1190 330 003	EC STAFF DEVELOPMENT/TRAINING	0.00	137.95	0.00	(137.95)
01 1190 333 003	EC Mileage	0.00	0.00	0.00	0.00
01 1190 610 003	EC Supplies	0.00	0.00	0.00	0.00
01 1190 733 003	EC Furniture & Equipment	0.00	0.00	0.00	0.00
1190	EARLY CHILDHOOD ED PROGRAMS	0.00	12,292.53	0.00	(24,114.17)
1200	SPECIAL EDUCATION INSTRUCTIONAL PROGRAMS				
01 1200 111 001	HS SPED Teacher Salaries	0.00	18,123.27	0.00	(36,246.54)
01 1200 111 002	MS SPED Teacher Salaries	0.00	727.00	0.00	(1,454.00)
01 1200 111 003	EL SPED Teacher Salaries	0.00	13,550.39	0.00	(27,590.03)
01 1200 112 001	HS SPED Teacher Aide	0.00	0.00	0.00	0.00
01 1200 112 002	MS SPED Teacher Aide	0.00	0.00	0.00	0.00
01 1200 112 003	EL SPED Teacher Aide	0.00	12,104.41	0.00	(24,292.77)

Expenditure Report by Function/Object -
Detail_KW

10/14/2019 01:56 PM

Regular; Processing Month 10/2019; Fund Number 01

User ID: KAW

Account Number	Account Description	Revised Budget	Expended During Month	% of Budget	Unencumbered Balance
01 1200 113 001	HS SPED Substitute Salaries	0.00	0.00	0.00	0.00
01 1200 113 002	MS SPED Substitute Salaries	0.00	0.00	0.00	0.00
01 1200 113 003	EL SPED Substitute Salaries	0.00	0.00	0.00	(125.00)
01 1200 211 001	HS SPED GROUP INS TCHR/PROF	0.00	5,201.58	0.00	(10,110.36)
01 1200 211 002	MS SPED GROUP INS TCHR/PROF	0.00	242.23	0.00	(458.30)
01 1200 211 003	EL SPED GROUP INS TCHR/PROF	0.00	4,224.68	0.00	(8,455.48)
01 1200 212 003	EL SPED GROUP INS AIDE/PARA	0.00	0.00	0.00	(71.79)
01 1200 221 001	HS SPED SOCIAL SECURITY TCHR/PROF	0.00	1,347.20	0.00	(2,696.95)
01 1200 221 002	MS SPED SOCIAL SECURITY TCHR/PROF	0.00	55.90	0.00	(111.78)
01 1200 221 003	EL SPED SOCIAL SECURITY TCHR/PROF	0.00	1,021.45	0.00	(2,080.32)
01 1200 222 003	EL SPED SOCIAL SECURITY AIDE/PARA	0.00	928.71	0.00	(1,847.39)
01 1200 223 003	EL SPED SOCIAL SECURITY SUB TCHR	0.00	0.00	0.00	(9.56)
01 1200 231 001	HS SPED RETIREMENT TCHR/PROF	0.00	1,781.49	0.00	(3,563.32)
01 1200 231 002	MS SPED RETIREMENT TCHR/PROF	0.00	71.43	0.00	(142.89)
01 1200 231 003	EL SPED RETIREMENT TCHR/PROF	0.00	1,345.79	0.00	(2,739.76)
01 1200 232 003	EL SPED RETIREMENT AIDE/PARA	0.00	1,179.76	0.00	(2,323.00)
01 1200 281 001	HS SPED LTD/STD TCHR/PROF	0.00	90.85	0.00	(178.38)
01 1200 281 002	MS SPED LTD/STD TCHR/PROF	0.00	3.89	0.00	(7.43)
01 1200 281 003	HS SPED LTD/STD TCHR/PROF	0.00	68.85	0.00	(139.27)
01 1200 282 003	EL SPED LTD/STD AIDE/PARA	0.00	37.56	0.00	(80.08)
01 1200 330 000	SPED STAFF DEV/TRAINING	0.00	0.00	0.00	0.00
01 1200 333 000	SPED Mileage to Staff	0.00	0.00	0.00	0.00
01 1200 580 000	SPED TRAVEL EXPENSES	0.00	0.00	0.00	0.00
01 1200 591 001	HS PURCHASED SERVICES	0.00	0.00	0.00	0.00
01 1200 591 002	MS PURCHASED SERVICES	0.00	0.00	0.00	0.00
01 1200 591 003	EL PURCHASED SERVICES	0.00	5,989.06	0.00	(5,989.06)
01 1200 610 001	HS SPED Supplies	0.00	172.84	0.00	(200.46)
01 1200 610 002	MS SPED Supplies	0.00	0.00	0.00	0.00
01 1200 610 003	EL SPED Supplies	0.00	0.00	0.00	0.00
01 1200 640 001	HS SPED Textbooks	0.00	0.00	0.00	0.00
01 1200 640 002	MS SPED Textbooks	0.00	0.00	0.00	0.00
01 1200 640 003	EL SPED Textbooks	0.00	0.00	0.00	0.00
01 1200 643 001	Web/Cloud Based Software	0.00	0.00	0.00	0.00
01 1200 643 002	Web/Cloud Based Software	0.00	0.00	0.00	0.00
01 1200 733 001	HS SPED Furniture And Equipment	0.00	0.00	0.00	0.00
01 1200 733 002	MS SPED Furniture And Equipment	0.00	0.00	0.00	0.00
01 1200 733 003	EL SPED Furniture And Equipment	0.00	0.00	0.00	0.00
1200	SPECIAL EDUCATION INSTRUCTIONAL PROGRAMS	0.00	68,268.34	0.00	(130,913.92)
1291	SPED 3-5 YO				
01 1291 211 003	Sped BAF - BCBS	0.00	0.00	0.00	0.00
01 1291 221 003	SPED BAF - Fica	0.00	0.00	0.00	0.00
01 1291 231 003	SPED BAF - Retire	0.00	0.00	0.00	0.00
01 1291 281 003	SPED BAF - LTD	0.00	0.00	0.00	0.00
01 1291 591 003	SPED 3-5 YO PURCH SERVICES	0.00	0.00	0.00	0.00
1291	SPED 3-5 YO	0.00	0.00	0.00	0.00
1300	SUMMER SCHOOL				
01 1300 111 001	Driver's Education Salary	0.00	0.00	0.00	0.00
01 1300 221 001	DrEd Social Security	0.00	0.00	0.00	0.00

Expenditure Report by Function/Object -
Detail_KW

10/14/2019 01:56 PM

Regular; Processing Month 10/2019; Fund Number 01

User ID: KAW

Account Number	Account Description	Revised Budget	Expended During Month	% of Budget	Unencumbered Balance
01 1300 231 001	DrEd Retirement	0.00	0.00	0.00	0.00
01 1300 281 001	DrEd LTD/STD	0.00	0.00	0.00	0.00
01 1300 338 001	DrEd Repairs	0.00	0.00	0.00	0.00
01 1300 626 001	DrEd GAS & OIL	0.00	0.00	0.00	0.00
1300 SUMMER SCHOOL		0.00	0.00	0.00	0.00
2120 GUIDANCE SERVICES					
01 2120 111 001	HS Counselor's Salary	0.00	7,997.66	0.00	(15,995.32)
01 2120 111 002	MS Counselor's Salary	0.00	0.00	0.00	0.00
01 2120 111 003	EL Counselor's Salary	0.00	2,786.83	0.00	(5,573.66)
01 2120 211 001	HS Group Ins Counselor	0.00	1,985.99	0.00	(3,929.24)
01 2120 211 002	MS Group Ins Counselor	0.00	0.00	0.00	0.00
01 2120 211 003	EL Group Ins Counselor	0.00	772.26	0.00	(1,530.67)
01 2120 221 001	HS Social Security	0.00	589.43	0.00	(1,178.86)
01 2120 221 002	MS Social Security	0.00	0.00	0.00	0.00
01 2120 221 003	EL Social Security	0.00	212.16	0.00	(424.32)
01 2120 231 001	HS Retirement COUNSELOR	0.00	758.10	0.00	(1,516.20)
01 2120 231 002	MS Retirement COUNSELOR	0.00	0.00	0.00	0.00
01 2120 231 003	EL Retirement COUNSELOR	0.00	246.93	0.00	(493.86)
01 2120 281 001	HS LTD/STD COUNSELOR	0.00	38.24	0.00	(76.48)
01 2120 281 002	MS LTD/STD COUNSELOR	0.00	0.00	0.00	0.00
01 2120 281 003	EL LTD/STD COUNSELOR	0.00	11.82	0.00	(23.64)
01 2120 610 001	HS Guidance Supplies	0.00	0.00	0.00	0.00
01 2120 610 002	MS Guidance Supplies	0.00	0.00	0.00	0.00
01 2120 610 003	EL Guidance Supplies	0.00	367.96	0.00	(367.96)
01 2120 890 001	HS Other Expense	0.00	0.00	0.00	0.00
01 2120 890 002	MS Other Expense	0.00	0.00	0.00	0.00
01 2120 890 003	EL Other Expense	0.00	0.00	0.00	0.00
2120 GUIDANCE SERVICES		0.00	15,767.38	0.00	(31,110.21)
2130 HEALTH SERVICES					
01 2130 116 000	SALARIES NURSE	0.00	4,008.00	0.00	(7,888.37)
01 2130 216 000	GROUP INSURANCE NURSE	0.00	0.00	0.00	0.00
01 2130 226 000	SOCIAL SECURITY NURSE	0.00	307.65	0.00	(605.54)
01 2130 236 000	RETIREMENT NURSE	0.00	395.90	0.00	(779.20)
01 2130 286 000	LTD/STD NURSE	0.00	13.58	0.00	(27.16)
01 2130 320 000	Student Health Screenings	0.00	0.00	0.00	0.00
01 2130 610 000	Nurse Supplies	0.00	0.00	0.00	0.00
2130 HEALTH SERVICES		0.00	4,725.13	0.00	(9,300.27)
2141 SPED SA Psych Services					
01 2141 591 000	SPED SA Psych Services	0.00	4,900.14	0.00	(4,900.14)
2141 SPED SA Psych Services		0.00	4,900.14	0.00	(4,900.14)
2142 SPED 3-5 Pscyh Services					
01 2142 591 003	SPED 3-5 Psych Services	0.00	0.00	0.00	0.00
2142 SPED 3-5 Pscyh Services		0.00	0.00	0.00	0.00
2143 SPED 0-2 Psych Services					
01 2143 591 003	SPED 0-2 Psych Services	0.00	0.00	0.00	0.00
2143 SPED 0-2 Psych Services		0.00	0.00	0.00	0.00
2151 SPED SA Speech/Audiology					
01 2151 591 000	SPED SA Speech/Audiology	0.00	1,710.34	0.00	(1,710.34)
2151 SPED SA Speech/Audiology		0.00	1,710.34	0.00	(1,710.34)
2152 SPED 3-5 Speech/Audiology					
01 2152 340 003	SPED 3-5 Speech/Audiology Prf Serv	0.00	0.00	0.00	0.00

Expenditure Report by Function/Object -
Detail_KW

10/14/2019 01:56 PM

Regular; Processing Month 10/2019; Fund Number 01

User ID: KAW

Account Number	Account Description	Revised Budget	Expended During Month	% of Budget	Unencumbered Balance
01 2152 591 003	SPED 3-5 Speech/Audiology	0.00	0.00	0.00	0.00
2152	SPED 3-5 Speech/Audiology	0.00	0.00	0.00	0.00
2153	SPED 0-2 Speech/Audiology				
01 2153 591 003	SPED 0-2 Speech/Audiology	0.00	0.00	0.00	0.00
2153	SPED 0-2 Speech/Audiology	0.00	0.00	0.00	0.00
2161	SPED SA OccTherapy				
01 2161 340 000	SPED SA OccTherapy (nonESU)	0.00	3,555.16	0.00	(6,090.00)
2161	SPED SA OccTherapy	0.00	3,555.16	0.00	(6,090.00)
2162	SPED 3-5 OccTherapy				
01 2162 340 003	SPED 3-5 OccTherapy (nonESU)	0.00	0.00	0.00	0.00
2162	SPED 3-5 OccTherapy	0.00	0.00	0.00	0.00
2163	SPED 0-2 OccTherapy				
01 2163 340 003	SPED 0-2 OccTherapy (nonESU)	0.00	0.00	0.00	0.00
2163	SPED 0-2 OccTherapy	0.00	0.00	0.00	0.00
2171	SPED SA PhysTherapy				
01 2171 340 000	SPED SA PhysTherapy (nonESU)	0.00	0.00	0.00	(1,993.10)
2171	SPED SA PhysTherapy	0.00	0.00	0.00	(1,993.10)
2172	SPED 3-5 PhysTherapy				
01 2172 340 003	SPED 3-5 PhysTherapy (nonESU)	0.00	0.00	0.00	0.00
2172	SPED 3-5 PhysTherapy	0.00	0.00	0.00	0.00
2173	SPED 0-2 PhysTherapy				
01 2173 340 003	SPED 0-2 PhysTherapy (nonESU)	0.00	0.00	0.00	0.00
2173	SPED 0-2 PhysTherapy	0.00	0.00	0.00	0.00
2181	SPED SA Vision Services				
01 2181 340 000	SPED SA-Vision Prof Serv	0.00	0.00	0.00	0.00
01 2181 591 000	SPED SA Vision Services	0.00	0.00	0.00	0.00
2181	SPED SA Vision Services	0.00	0.00	0.00	0.00
2182	SPED 3-5 Vision Services				
01 2182 340 003	SPED 3-5YO Vision Serv	0.00	0.00	0.00	0.00
01 2182 591 003	SPED 3-5 Vision Services	0.00	0.00	0.00	0.00
2182	SPED 3-5 Vision Services	0.00	0.00	0.00	0.00
2183	SPED 0-2 Vision Services				
01 2183 340 003	SPED 0-2YO Vision Services	0.00	0.00	0.00	0.00
01 2183 591 003	SPED 0-2 Vision Services	0.00	0.00	0.00	0.00
2183	SPED 0-2 Vision Services	0.00	0.00	0.00	0.00
2211	SCHOOL IMPROVEMENT				
01 2211 111 000	School Impr - Salaries	0.00	0.00	0.00	0.00
01 2211 333 000	School Impr - Travel	0.00	0.00	0.00	0.00
2211	SCHOOL IMPROVEMENT	0.00	0.00	0.00	0.00
2213	SCHOOL IMPROVEMENT				
01 2213 330 000	INSTRUCTIONAL STAFF DEV/TRAINING	0.00	745.33	0.00	(770.33)
2213	SCHOOL IMPROVEMENT	0.00	745.33	0.00	(770.33)
2220	LIBRARY/MEDIA SERVICES				
01 2220 111 000	Library/Media Tchr Salaries	0.00	4,846.67	0.00	(9,693.34)
01 2220 112 000	Library Aide Salary	0.00	1,966.64	0.00	(3,448.72)
01 2220 113 000	Substitute Salaries	0.00	0.00	0.00	0.00
01 2220 211 000	L/M Group Ins	0.00	1,604.78	0.00	(3,180.78)
01 2220 221 000	L/M Social Security TCHR/PROF	0.00	340.64	0.00	(681.28)

**Expenditure Report by Function/Object -
Detail_KW**

10/14/2019 01:56 PM

Regular; Processing Month 10/2019; Fund Number 01

User ID: KAW

Account Number	Account Description	Revised Budget	Expended During Month	% of Budget	Unencumbered Balance
01 2220 222 000	L/M Social Security AIDE	0.00	150.94	0.00	(265.01)
01 2220 231 000	L/M Retirement TCHR/PROF	0.00	476.19	0.00	(952.38)
01 2220 232 000	L/M Retirement AIDE	0.00	194.26	0.00	(340.66)
01 2220 281 000	L/M LTD/STD TCHR/PROF	0.00	25.99	0.00	(51.98)
01 2220 282 000	L/M LTD/STD AIDE	0.00	6.22	0.00	(15.43)
01 2220 610 000	L/M Supplies	0.00	0.00	0.00	0.00
01 2220 640 000	Library Books & Subscriptions	0.00	0.00	0.00	(2,089.68)
01 2220 650 000	L/M Computer Software	0.00	0.00	0.00	0.00
01 2220 733 000	L/M Furniture And Equipment	0.00	0.00	0.00	0.00
01 2220 890 000	L/M Other Expense	0.00	0.00	0.00	0.00
2220	LIBRARY/MEDIA SERVICES	0.00	9,612.33	0.00	(20,719.26)
2224	EDUCATIONAL TELEVISION SERVICES				
01 2224 630 000	Distant Learning / Internet	0.00	0.00	0.00	(2,000.00)
2224	EDUCATIONAL TELEVISION SERVICES	0.00	0.00	0.00	(2,000.00)
2230	INSTRUCTION RELATED TECH				
01 2230 111 000	Technology Coordinator	0.00	5,874.95	0.00	(11,749.90)
01 2230 116 000	Technology Support Staff	0.00	8,937.10	0.00	(18,900.30)
01 2230 211 000	Technology Group Ins TCHR/PROF	0.00	1,210.01	0.00	(2,391.06)
01 2230 216 000	Group Ins SUPPORT PROF CLASS	0.00	2,795.96	0.00	(5,562.53)
01 2230 221 000	Technology Social Security TCHR/PROF	0.00	434.96	0.00	(869.91)
01 2230 226 000	Social Security PROF CLASS	0.00	651.41	0.00	(1,380.82)
01 2230 231 000	Technology Retirement TCHR/PROF	0.00	577.36	0.00	(1,154.72)
01 2230 236 000	Retirement PROF CLASS	0.00	854.84	0.00	(1,810.62)
01 2230 281 000	LTD/STD TCHR/PROF	0.00	29.89	0.00	(59.78)
01 2230 286 000	LTD/STD PROF CLASS	0.00	45.16	0.00	(90.32)
01 2230 333 000	TECH Mileage	0.00	0.00	0.00	0.00
01 2230 643 000	TECH Web/Cloud Based Software	0.00	2,938.93	0.00	(13,193.69)
01 2230 650 000	TECH Supplies/Soft/Hardware	0.00	1,418.52	0.00	(9,007.57)
01 2230 734 000	TECH Hardware Capital Outlay	0.00	0.00	0.00	0.00
01 2230 735 000	TECH Software Capital Outlay	0.00	0.00	0.00	0.00
2230	INSTRUCTION RELATED TECH	0.00	25,769.09	0.00	(66,171.22)
2310	BOARD OF EDUCATION				
01 2310 315 000	AUDIT/BUDGET SERVICES	0.00	0.00	0.00	0.00
01 2310 330 000	BOE DEV/TRAINING	0.00	0.00	0.00	0.00
01 2310 520 000	PROPERTY/LIABILITY INSURANCE	0.00	0.00	0.00	0.00
01 2310 540 000	ADVERTISING	0.00	1,376.89	0.00	(1,569.28)
01 2310 610 000	BOE Supplies	0.00	0.00	0.00	0.00
01 2310 810 000	BOE Dues & Fees	0.00	1,597.00	0.00	(1,597.00)
01 2310 890 000	BOE Misc Expense	0.00	0.00	0.00	0.00
2310	BOARD OF EDUCATION	0.00	2,973.89	0.00	(3,166.28)
2320	EXECUTIVE ADMINISTRATION				
01 2320 105 000	SUPERINTENDENT SALARY	0.00	10,958.33	0.00	(21,916.66)
01 2320 159 000	SUPT Cell Stipend	0.00	0.00	0.00	0.00
01 2320 215 000	SUPT GROUP INS	0.00	636.52	0.00	(1,273.04)
01 2320 221 000	SUPT SOCIAL SECURITY	0.00	0.00	0.00	0.00
01 2320 225 000	SOCIAL SECURITY SUPT	0.00	823.17	0.00	(1,646.34)
01 2320 235 000	RETIREMENT SUPT	0.00	1,070.98	0.00	(2,141.96)
01 2320 285 000	LTD/STD SUPT	0.00	41.00	0.00	(82.00)
01 2320 310 000	SUPT DUES & FEES	0.00	0.00	0.00	0.00
01 2320 330 000	SUPT Staff Dev/Training	0.00	399.00	0.00	(399.00)
01 2320 333 000	SUPT Mileage	0.00	30.16	0.00	(30.16)
01 2320 560 000	SUPT Computer Hardware	0.00	0.00	0.00	0.00

Expenditure Report by Function/Object -
Detail_KW

10/14/2019 01:56 PM

Regular; Processing Month 10/2019; Fund Number 01

User ID: KAW

Account Number	Account Description	Revised Budget	Expended During Month	% of Budget	Unencumbered Balance
01 2320 580 000	STUP TRAVEL EXPENSES	0.00	62.25	0.00	(62.25)
01 2320 610 000	SUPT Supplies	0.00	0.00	0.00	0.00
01 2320 650 000	SUPT Computer Software	0.00	0.00	0.00	(417.00)
01 2320 733 000	SUPT Furniture & Equipment	0.00	0.00	0.00	0.00
01 2320 890 000	SUPT Other Expense	0.00	0.00	0.00	0.00
2320 EXECUTIVE ADMINISTRATION		0.00	14,021.41	0.00	(27,968.41)
2330 District Legal Services					
01 2330 317 000	LEGAL SERVICES	0.00	679.00	0.00	(954.00)
2330 District Legal Services		0.00	679.00	0.00	(954.00)
2410 OFFICE OF THE PRINCIPAL					
01 2410 110 000	Clerical Salaries	0.00	4,663.41	0.00	(9,855.52)
01 2410 111 001	HS PRINCIPAL HEAD&ASST SALARIES	0.00	4,784.68	0.00	(9,569.36)
01 2410 111 002	MS PRINCIPAL HEAD&ASST SALARIES	0.00	4,708.51	0.00	(9,417.02)
01 2410 111 003	EL PRINCIPAL HEAD&ASST SALARIES	0.00	4,775.04	0.00	(9,550.08)
01 2410 210 000	Clerical Group Insurance	0.00	3,047.00	0.00	(6,094.00)
01 2410 211 001	HS PRINCIPAL OFFICE GROUP INS	0.00	824.13	0.00	(1,648.26)
01 2410 211 002	MS PRINCIPAL OFFICE GROUP INS	0.00	811.07	0.00	(1,622.14)
01 2410 211 003	EL PRINCIPAL OFFICE GROUP INS	0.00	822.61	0.00	(1,645.22)
01 2410 220 000	Clerical Social Security	0.00	350.38	0.00	(741.19)
01 2410 221 001	HS PRINCIPAL OFFICE SOC SEC	0.00	356.47	0.00	(712.94)
01 2410 221 002	MS PRINCIPAL OFFICE SOC SEC	0.00	350.60	0.00	(701.20)
01 2410 221 003	EL PRINCIPAL OFFICE SOC SEC	0.00	355.41	0.00	(710.82)
01 2410 230 000	Clerical Retirement	0.00	457.51	0.00	(967.23)
01 2410 231 001	HS PRINCIPAL OFFICE RETIREMENT	0.00	470.05	0.00	(940.10)
01 2410 231 002	MS PRINCIPAL OFFICE RETIREMENT	0.00	462.57	0.00	(925.14)
01 2410 231 003	EL PRINCIPAL OFFICE RETIREMENT	0.00	469.11	0.00	(938.22)
01 2410 280 000	Clerical LTD/STD	0.00	19.34	0.00	(38.68)
01 2410 281 001	HS PRINCIPAL OFFICE LTD/STD	0.00	25.99	0.00	(51.98)
01 2410 281 002	MS PRINCIPAL OFFICE LTD/STD	0.00	25.59	0.00	(51.18)
01 2410 281 003	EL PRINCIPAL OFFICE LTD/STD	0.00	25.95	0.00	(51.90)
01 2410 310 000	PRINC OFFICE DUES/FEES	0.00	0.00	0.00	0.00
01 2410 330 000	PRINCIPAL OFFICE STAFF DEV/TRN	0.00	0.00	0.00	0.00
01 2410 580 000	PRINC OFFICE TRAVEL EXPENSES	0.00	787.11	0.00	(787.11)
01 2410 610 001	HS PRINCIPAL OFFICE SUPPLIES	0.00	0.00	0.00	0.00
01 2410 610 002	MS PRINCIPAL OFFICE SUPPLIES	0.00	0.00	0.00	0.00
01 2410 610 003	EL PRINCIPAL OFFICE SUPPLIES	0.00	0.00	0.00	0.00
01 2410 733 000	PRIN OFFICE FURNITURE	0.00	0.00	0.00	0.00
01 2410 890 000	PRINCIPAL OFFICE MISC EXP	0.00	0.00	0.00	0.00
2410 OFFICE OF THE PRINCIPAL		0.00	28,592.53	0.00	(57,019.29)
2510 FISCAL SERVICES					
01 2510 112 000	Concession Mgr Salaries	0.00	579.53	0.00	(579.53)
01 2510 116 000	FISCAL SERVICES SALARIES	0.00	2,919.41	0.00	(4,092.77)
01 2510 210 000	Concession Mgr Group Ins	0.00	0.00	0.00	0.00
01 2510 216 000	FISCAL SERVICES GROUP INS	0.00	1,742.15	0.00	(3,484.30)
01 2510 220 000	Concession Mgr Soc Sec	0.00	0.00	0.00	0.00
01 2510 222 000	SOCIAL SECURITY CONC MGR	0.00	44.46	0.00	(44.46)

Expenditure Report by Function/Object -
Detail_KW

10/14/2019 01:56 PM

Regular; Processing Month 10/2019; Fund Number 01

User ID: KAW

Account Number	Account Description	Revised Budget	Expended During Month	% of Budget	Unencumbered Balance
01 2510 226 000	SOCIAL SECURITY PROF CLASS	0.00	210.60	0.00	(287.62)
01 2510 232 000	Concession Mgr Retirement	0.00	57.25	0.00	(57.25)
01 2510 236 000	FISCAL SERVICES RETIREMENT	0.00	288.37	0.00	(404.27)
01 2510 282 000	Concession Mgr LTD/STD	0.00	1.83	0.00	(1.83)
01 2510 286 000	FISCAL SERVICES LTD/STD	0.00	15.65	0.00	(31.30)
01 2510 330 000	FISCAL OFFICE ST DEV/TRN	0.00	0.00	0.00	0.00
01 2510 340 000	OTHER PROFESSIONAL FISCAL SERVICES	0.00	140.00	0.00	(331.50)
01 2510 530 000	PHONE/INTERNET	0.00	1,103.03	0.00	(2,205.36)
01 2510 531 000	POSTAGE	0.00	0.00	0.00	0.00
01 2510 580 000	FISCAL SERV TRAVEL EXPENSES	0.00	0.00	0.00	0.00
01 2510 610 000	FISCAL OFFICE SUPPLIES	0.00	0.00	0.00	0.00
01 2510 733 000	FURNITURE/FIXTURES	0.00	0.00	0.00	0.00
01 2510 890 000	FISCAL SERVICES MISC EXP	0.00	0.00	0.00	0.00
2510 FISCAL SERVICES		0.00	7,102.28	0.00	(11,520.19)
2590 WORKERS COMP INS					
01 2590 270 000	WORKERS COMP NON-INSTR	0.00	0.00	0.00	0.00
01 2590 271 000	WORKERS COMP TCHR/PROF	0.00	0.00	0.00	0.00
2590 WORKERS COMP INS		0.00	0.00	0.00	0.00
2610 OPERATION OF BUILDINGS					
01 2610 520 000	PROPERTY/LIABILITY INSURANCE	0.00	0.00	0.00	0.00
2610 OPERATION OF BUILDINGS		0.00	0.00	0.00	0.00
2620 MAINT OF BUILDINGS					
01 2620 110 000	MAINTENANCE STAFF SALARIES	0.00	11,584.30	0.00	(24,117.54)
01 2620 210 000	MAINT GROUP INS	0.00	2,630.56	0.00	(5,147.62)
01 2620 220 000	MAINT SOCIAL SECURITY	0.00	885.33	0.00	(1,843.77)
01 2620 230 000	MAINT RETIREMENT	0.00	1,144.27	0.00	(2,382.25)
01 2620 280 000	MAINT LTD/STD	0.00	45.58	0.00	(98.57)
01 2620 330 000	MAINT STAFF DEV/TRN	0.00	0.00	0.00	0.00
01 2620 410 000	WATER & SEWER	0.00	0.00	0.00	(4,948.45)
01 2620 420 000	TRASH SERVICE	0.00	456.70	0.00	(913.40)
01 2620 430 000	MAINT REPAIR SERVICES	0.00	4,382.74	0.00	(6,242.63)
01 2620 450 000	CONSTRUCTION SERVICES	0.00	564.24	0.00	(564.24)
01 2620 610 000	MAINT Supplies	0.00	2,255.61	0.00	(6,948.04)
01 2620 621 000	NATURAL GAS	0.00	986.54	0.00	(1,875.62)
01 2620 622 000	ELECTRICITY	0.00	8,483.12	0.00	(16,946.54)
01 2620 733 000	MAINT Furniture & Equipment	0.00	0.00	0.00	(6,087.10)
01 2620 890 000	MISC EXPENSE	0.00	130.00	0.00	(130.00)
2620 MAINT OF BUILDINGS		0.00	33,548.99	0.00	(78,245.77)
2630 OUTSIDE MAINTENANCE					
01 2630 430 000	OUTSIDE REPAIRS/MAINT	0.00	519.22	0.00	(519.22)
2630 OUTSIDE MAINTENANCE		0.00	519.22	0.00	(519.22)
2650 VEHICLE OPER/MAINT/PURCH (NON STUDENT)					
01 2650 732 000	Vehicle Aquisition (non-pupil)	0.00	0.00	0.00	0.00
2650 VEHICLE OPER/MAINT/PURCH (NON STUDENT)		0.00	0.00	0.00	0.00
2710 VEHICLE OPER/MAINT/PURCH (STUDENT)					
01 2710 110 000	TRANSPORTATION Salaries	0.00	14,324.20	0.00	(26,405.80)
01 2710 210 000	TRANSP GROUP INSURANCE	0.00	2,691.95	0.00	(5,323.64)
01 2710 220 000	TRANSP SOCIAL SECURITY	0.00	1,056.69	0.00	(1,941.66)
01 2710 230 000	TRANSP RETIREMENT	0.00	1,303.78	0.00	(2,448.15)
01 2710 260 000	Unemployment Payments	0.00	0.00	0.00	0.00
01 2710 271 000	Workmen's Compensation	0.00	0.00	0.00	0.00

**Expenditure Report by Function/Object -
Detail_KW**

10/14/2019 01:56 PM

Regular; Processing Month 10/2019; Fund Number 01

User ID: KAW

Account Number	Account Description	Revised Budget	Expended During Month	% of Budget	Unencumbered Balance
01 2710 280 000	TRANSP LTD/STD	0.00	47.90	0.00	(93.14)
01 2710 330 000	TRANSP STAFF DEV/TRN	0.00	0.00	0.00	0.00
01 2710 430 000	VEHICLE REPAIRS/MAINT	0.00	0.00	0.00	(6,925.91)
01 2710 610 000	VEHICLE PARTS/SUPPLIES	0.00	143.88	0.00	(977.46)
01 2710 626 000	GAS & DIESEL	0.00	5,336.53	0.00	(7,623.23)
01 2710 732 000	Bus Acquisition (pupil)	0.00	0.00	0.00	0.00
01 2710 890 000	Transp. Other Expense	0.00	119.68	0.00	(399.68)
2710	VEHICLE OPER/MAINT/PURCH (STUDENT)	0.00	25,024.61	0.00	(52,138.67)
2712	VEHICLE OPER/MAINT/PURCH (SPED)				
01 2712 110 000	Sped Transportation Salaries	0.00	1,515.39	0.00	(3,118.43)
01 2712 210 000	SPED TRANSP Group Ins	0.00	0.00	0.00	0.00
01 2712 220 000	SPED TRANSP Soc Sec	0.00	116.27	0.00	(239.45)
01 2712 230 000	SPED TRANS Retirement	0.00	149.69	0.00	(308.03)
01 2712 280 000	SPED TRANSP LTD/STD	0.00	4.42	0.00	(11.48)
01 2712 332 000	SPED Mileage to Parents	0.00	0.00	0.00	0.00
01 2712 510 000	Sped Transportation	0.00	0.00	0.00	0.00
01 2712 626 000	SPED GAS/DIESEL FUEL	0.00	217.50	0.00	(217.50)
01 2712 732 000	SPED VEHICLE OP/MAINT/PURCH	0.00	0.00	0.00	0.00
2712	VEHICLE OPER/MAINT/PURCH (SPED)	0.00	2,003.27	0.00	(3,894.89)
2900	OTHER SUPPORT SERVICES				
01 2900 890 000	Non-Revenue/Other Support Serv	0.00	0.00	0.00	0.00
2900	OTHER SUPPORT SERVICES	0.00	0.00	0.00	0.00
3100	Food Service Operations				
01 3100 110 000	KITCHEN SALARIES	0.00	6,210.90	0.00	(10,545.30)
01 3100 210 000	GROUP INSURANCE KITCHEN	0.00	657.64	0.00	(1,286.32)
01 3100 220 000	SOCIAL SECURITY KITCHEN	0.00	454.51	0.00	(785.51)
01 3100 230 000	RETIREMENT KITCHEN	0.00	566.14	0.00	(994.28)
01 3100 280 000	LTD/STD KITCHEN	0.00	24.16	0.00	(48.32)
3100	Food Service Operations	0.00	7,913.35	0.00	(13,659.73)
3400	FOUNDATION GRANT				
01 3400 610 000	Foundation Grant Expenditures	0.00	0.00	0.00	0.00
3400	FOUNDATION GRANT	0.00	0.00	0.00	0.00
3535	HIGH ABILITY LEARNERS				
01 3535 111 003	High Ability Learners	0.00	557.37	0.00	(1,114.74)
01 3535 211 003	HAL Group Insurance	0.00	159.75	0.00	(316.63)
01 3535 221 003	HAL Social Security	0.00	42.24	0.00	(84.48)
01 3535 231 003	HAL Retirement	0.00	54.76	0.00	(109.52)
01 3535 281 003	HAL LTD/STD	0.00	2.99	0.00	(5.98)
01 3535 610 003	HAL Supplies	0.00	0.00	0.00	0.00
01 3535 650 003	High Ability Software	0.00	0.00	0.00	0.00
01 3535 733 003	HAL Furniture & Equipment	0.00	0.00	0.00	0.00
3535	HIGH ABILITY LEARNERS	0.00	817.11	0.00	(1,631.35)
3540	STATE EARLY CHILDHOOD				
01 3540 111 003	Sixpence Coordinator Salaries	0.00	2,035.53	0.00	(4,071.06)
01 3540 112 003	SIXPENCE SALARIES AIDE	0.00	3,784.88	0.00	(7,789.87)
01 3540 211 003	Sixpence Coord Group Insurance	0.00	642.10	0.00	(1,272.69)
01 3540 212 003	GROUP INSURANCE - AIDE	0.00	0.00	0.00	0.00
01 3540 221 003	Coord. Social Security	0.00	146.02	0.00	(292.04)
01 3540 222 003	SOCIAL SECURITY AIDE	0.00	290.70	0.00	(598.24)
01 3540 231 003	Coord. Retirement	0.00	200.05	0.00	(400.10)
01 3540 232 003	SIXPENCE RETIREMENT - AIDE	0.00	373.86	0.00	(769.47)
01 3540 281 003	Coordinator LTD/STD	0.00	10.40	0.00	(20.80)

**Expenditure Report by Function/Object -
Detail_KW**

10/14/2019 01:56 PM

Regular; Processing Month 10/2019; Fund Number 01

User ID: KAW

Account Number	Account Description	Revised Budget	Expended During Month	% of Budget	Unencumbered Balance
01 3540 282 003	LTD/STD AIDE	0.00	15.17	0.00	(30.34)
01 3540 330 003	Sixpence Travel/Staff Development	0.00	0.00	0.00	(650.00)
01 3540 333 003	Sixpence Mileage to Staff	0.00	0.00	0.00	0.00
01 3540 340 003	Sixpence Professional Services	0.00	0.00	0.00	0.00
01 3540 580 003	Sixpence Travel Expenses	0.00	44.36	0.00	(44.36)
01 3540 610 003	Sixpence Supplies/Family Inv	0.00	506.68	0.00	(506.68)
01 3540 733 003	Sixpence Furniture and Equipment	0.00	599.99	0.00	(599.99)
3540	STATE EARLY CHILDHOOD	0.00	8,649.74	0.00	(17,045.64)
3570	Teacher Eval Grant				
01 3570 610 000	Teacher Eval Grant	0.00	0.00	0.00	0.00
3570	Teacher Eval Grant	0.00	0.00	0.00	0.00
4210	TITLE I NCLB IMPROVING BSC PRGRMS ACCNT				
01 4210 330 003	Title I Acctblty TRAVEL/Training EXPENSE	0.00	0.00	0.00	0.00
01 4210 465 003	Title I Acctblty COMPUTER SOFTWARE	0.00	0.00	0.00	0.00
01 4210 610 003	Title I Acctblty SUPPLIES	0.00	0.00	0.00	0.00
4210	TITLE I NCLB IMPROVING BSC PRGRMS ACCNT	0.00	0.00	0.00	0.00
4300	OTHER PROFESSIONAL SERVICES				
01 4300 340 000	PROFESSIONAL SERVICES- ARCHIT/ENGINEER	0.00	0.00	0.00	0.00
4300	OTHER PROFESSIONAL SERVICES	0.00	0.00	0.00	0.00
4411	IDEA PART B EARLY INTERVENING SERVICES				
01 4411 610 003	IDEA Part B-Early Interven. (Rtl)	0.00	0.00	0.00	0.00
4411	IDEA PART B EARLY INTERVENING SERVICES	0.00	0.00	0.00	0.00
4412	IDEA PART B PROPORTIONATE SHARE				
01 4412 591 003	IDEA Prof. Services	0.00	0.00	0.00	0.00
4412	IDEA PART B PROPORTIONATE SHARE	0.00	0.00	0.00	0.00
4900	OTHER FEDERAL EXPENDITURES				
01 4900 610 003	Drug Education - Supplies	0.00	0.00	0.00	0.00
4900	OTHER FEDERAL EXPENDITURES	0.00	0.00	0.00	0.00
6200	FEDERAL-TITLE I PART A ESSA				
01 6200 111 003	Title I, Part A SALARIES	0.00	12,698.17	0.00	(25,396.34)
01 6200 112 003	Title I - Aide Salaries	0.00	0.00	0.00	0.00
01 6200 113 003	Title I Substitute Salaries	0.00	0.00	0.00	0.00
01 6200 211 003	Title I Group Insurance	0.00	3,275.96	0.00	(6,474.22)
01 6200 221 003	Title I Social Security TCHR	0.00	939.94	0.00	(1,879.88)
01 6200 223 003	Title I SOC SEC SUB TCHR	0.00	0.00	0.00	0.00
01 6200 231 003	Title I Retirement	0.00	1,247.75	0.00	(2,495.50)
01 6200 281 003	Title I LTD/STD	0.00	66.67	0.00	(133.34)
01 6200 330 003	Title I Staff Dev/Training	0.00	0.00	0.00	0.00
01 6200 560 003	Title I Computer Hardware	0.00	0.00	0.00	0.00
01 6200 580 003	Title I Travel Expenses	0.00	0.00	0.00	0.00
01 6200 610 003	Title I Supplies	0.00	0.00	0.00	(138.49)
01 6200 650 003	Title I Computer Software	0.00	0.00	0.00	0.00
01 6200 733 003	Title I Furniture & Equipment	0.00	0.00	0.00	0.00
01 6200 890 003	Title I Misc. Expenses	0.00	0.00	0.00	0.00
6200	FEDERAL-TITLE I PART A ESSA	0.00	18,228.49	0.00	(36,517.77)
6404	FEDERAL-IDEA PART B (611) BASE AGE 0-4				
01 6404 111 003	IDEA Part B Base Salary (prek BAF)	0.00	1,017.80	0.00	(2,035.60)
01 6404 112 003	IDEA Part B Base Aide (prek BAF)	0.00	0.00	0.00	0.00
01 6404 211 003	IDEA Part B Base Ins. (prek BAF)	0.00	339.11	0.00	(641.60)

**Expenditure Report by Function/Object -
Detail_KW**

10/14/2019 01:56 PM

Regular; Processing Month 10/2019; Fund Number 01

User ID: KAW

Account Number	Account Description	Revised Budget	Expended During Month	% of Budget	Unencumbered Balance
01 6404 221 003	IDEA Part B Base Soc.Sec. (prek BA	0.00	78.28	0.00	(156.52)
01 6404 231 003	IDEA Part B Base Ret. (prek BAF)	0.00	100.00	0.00	(200.05)
01 6404 281 003	IDEA Part B Base LTD (prek BAF)	0.00	5.46	0.00	(10.42)
01 6404 340 003	IDEA 0-4 YO Prof Services	0.00	1,893.89	0.00	(2,817.89)
01 6404 591 003	IDEA Part B 0-2 YO Prof Services B	0.00	0.00	0.00	0.00
01 6404 732 003	IDEA Part B - Vehicle Aq.	0.00	0.00	0.00	0.00
6404	FEDERAL-IDEA PART B (611) BASE AGE 0-4	0.00	3,434.54	0.00	(5,862.08)
6406	FEDERAL-IDEA PART B (611) BASE AGE 3-4				
01 6406 591 003	IDEA Preschool Prf Serv	0.00	0.00	0.00	0.00
6406	FEDERAL-IDEA PART B (611) BASE AGE 3-4	0.00	0.00	0.00	0.00
6410	FEDERAL-IDEA PART E/P (619				
01 6410 112 003	IDEA E/P - Salaries	0.00	0.00	0.00	0.00
01 6410 340 003	SPEID IDEA E/P 619	0.00	26,826.85	0.00	(27,024.85)
01 6410 560 003	Sped IDEA - Computer Hard.	0.00	0.00	0.00	0.00
01 6410 591 003	IDEA E/P 3-5 YO Contracted Services	0.00	3,744.14	0.00	(3,744.14)
01 6410 610 003	IDEA E/P Supplies	0.00	0.00	0.00	0.00
6410	FEDERAL-IDEA PART E/P (619	0.00	30,570.99	0.00	(30,768.99)
6412	IDEA Non-Public				
01 6412 111 003	IDEA Non-Public SALARIES	0.00	0.00	0.00	0.00
01 6412 211 003	GROUP INSURANCE TCHR/PROF	0.00	0.00	0.00	0.00
6412	IDEA Non-Public	0.00	0.00	0.00	0.00
6969	Title IV ESSA/SSAE Grant				
01 6969 340 000	Title IV ESSA/SSAE Grant	0.00	675.00	0.00	(675.00)
01 6969 490 000	Title IV SSAE Grant Other Materials	0.00	0.00	0.00	0.00
01 6969 610 000	Title IV SSAE Grant Supplies	0.00	0.00	0.00	0.00
6969	Title IV ESSA/SSAE Grant	0.00	675.00	0.00	(675.00)
6992	FEDERAL-REAP				
01 6992 610 003	REAP Grant Expend	0.00	0.00	0.00	0.00
6992	FEDERAL-REAP	0.00	0.00	0.00	0.00
8000	TRANSFERS (OUTGOING)				
01 8000 912 000	TRANSFER TO HOT LUNCH	0.00	0.00	0.00	0.00
01 8000 913 000	TRANSFER TO ACTIVITY ACCT	0.00	0.00	0.00	0.00
01 8000 917 000	TRANSFER TO EE BEN FUND	0.00	0.00	0.00	0.00
8000	TRANSFERS (OUTGOING)	0.00	0.00	0.00	0.00
01	GENFRAI FUND	0.00	592,461.12	0.00	(1,189,191.41)

**Expenditure Report by Function/Object -
Detail_KW**

10/14/2019 01:56 PM

Regular; Processing Month 10/2019; Fund Number 01

User ID: KAW

Account Number	Account Description	Revised Budget	Expended During Month	% of Budget	Unencumbered Balance
Grand Total:		0.00	592,461.12	0.00	(1,189,191.41)

Regular; Processing Month 09/2019; Fund Number 01

Fund: 01 GENERAL FUND

<u>Account Number</u>	<u>Description</u>	<u>Revised Budget</u>	<u>During Month</u>	<u>To Date</u>	<u>% of Budget</u>	<u>Budget Balance</u>
01 1100	Taxes Levied/Assessed	0.00	1,042,441.62	1,042,441.62	0.00	(1,042,441.62)
01 1115	Carline Tax	0.00	841.27	841.27	0.00	(841.27)
01 1120	Public Power Dist. Sales Tax	0.00	0.00	0.00	0.00	0.00
01 1125	Motor Vehicle Tax	0.00	26,121.19	26,121.19	0.00	(26,121.19)
01 1140	Penalties/Int on Taxes	0.00	0.00	0.00	0.00	0.00
01 1190	Other taxes levied	0.00	61.59	61.59	0.00	(61.59)
01 1210	Tuition From Other Districts-Reg Ed	0.00	0.00	0.00	0.00	0.00
01 1312	Summer School Tuition	0.00	0.00	0.00	0.00	0.00
01 1315	Tuition from other entities(early entry)	0.00	0.00	0.00	0.00	0.00
01 1370	Preschool tuition	0.00	1,019.25	1,019.25	0.00	(1,019.25)
01 1421	Transportation Recd-Reg Ed	0.00	0.00	0.00	0.00	0.00
01 1423	Transport from other districts(SPED)	0.00	0.00	0.00	0.00	0.00
01 1510	Interest earned	0.00	0.00	0.00	0.00	0.00
01 1800 1810	Fitness Center Dues	0.00	250.00	250.00	0.00	(250.00)
01 1800 1820	Jury Duty Receipts	0.00	0.00	0.00	0.00	0.00
01 1800 1830	Laptop Fees	0.00	3,345.00	3,345.00	0.00	(3,345.00)
01 1800 1840	Industrial Arts Fees	0.00	0.00	0.00	0.00	0.00
01 1800 1850	Before/After School Program	0.00	0.00	0.00	0.00	0.00
01 1800 1860	For future use	0.00	0.00	0.00	0.00	0.00
01 1910	Rental Of School Facilities	0.00	0.00	0.00	0.00	0.00
01 1911	Local license fees	0.00	95.00	95.00	0.00	(95.00)
01 1920	Contributions/Donations	0.00	0.00	0.00	0.00	0.00
01 1921	City-Police court fines	0.00	0.00	0.00	0.00	0.00
01 1925	Grant Receipts	0.00	0.00	0.00	0.00	0.00
01 1941	Textbook sales	0.00	0.00	0.00	0.00	0.00
01 1990	Misc local revenue (garn)	0.00	20.00	20.00	0.00	(20.00)
01 2110	County Fines & Licence Fees	0.00	2,435.12	2,435.12	0.00	(2,435.12)
01 2130	Other County Sources	0.00	0.00	0.00	0.00	0.00
01 2210	ESU Receipts	0.00	5,207.01	5,207.01	0.00	(5,207.01)
01 3110	State Aid	0.00	4,339.00	4,339.00	0.00	(4,339.00)
01 3120	SPED School Age (SA)	0.00	0.00	0.00	0.00	0.00
01 3125	SPED Transportation (SA)	0.00	0.00	0.00	0.00	0.00
01 3130	Homestead Exemption	0.00	0.00	0.00	0.00	0.00
01 3131	Property tax credit	0.00	0.00	0.00	0.00	0.00
01 3132	Personal property tax credit	0.00	0.00	0.00	0.00	0.00
01 3133	Nameplate Capacity Tax (windmills)	0.00	0.00	0.00	0.00	0.00
01 3180	Pro Rate Motor Vehicle	0.00	613.12	613.12	0.00	(613.12)
01 3400	State apportionment	0.00	0.00	0.00	0.00	0.00
01 3535	High ability learners	0.00	0.00	0.00	0.00	0.00
01 3540	Sixpence Grant Receipts	0.00	0.00	0.00	0.00	0.00
01 3570	Teacher Eval Grant	0.00	0.00	0.00	0.00	0.00
01 3990	Other State Receipts	0.00	0.00	0.00	0.00	0.00
01 4105	E-Rate universal service	0.00	0.00	0.00	0.00	0.00
01 4305	Title 8 (impact aid)	0.00	0.00	0.00	0.00	0.00
01 4310	REAP Grants	0.00	0.00	0.00	0.00	0.00
01 4505	Title I, Part A ESSA	0.00	0.00	0.00	0.00	0.00
01 4506	Title I, Part A accountability	0.00	0.00	0.00	0.00	0.00
01 4512	IDEA Part B, Base thru 4	0.00	0.00	0.00	0.00	0.00
01 4515	IDEA Part B, Suppl thru 4	0.00	0.00	0.00	0.00	0.00
01 4516	IDEA PreK Base (619) Age 3-5	0.00	0.00	0.00	0.00	0.00
01 4519	IDEA enroll poverty	0.00	0.00	0.00	0.00	0.00
01 4520	IDEA Park B, Early Interv K-12	0.00	0.00	0.00	0.00	0.00
01 4521	IDEA Part B, Propt, Age 3-21	0.00	0.00	0.00	0.00	0.00
01 4525	Perkins grant	0.00	0.00	0.00	0.00	0.00
01 4530	Other federal receipts	0.00	0.00	0.00	0.00	0.00

Regular; Processing Month 09/2019; Fund Number 01

Fund: 01 GENERAL FUND

<u>Account Number</u>	<u>Description</u>	<u>Revised Budget</u>	<u>During Month</u>	<u>To Date</u>	<u>% of Budget</u>	<u>Budget Balance</u>
01 4705	Flood control	0.00	0.00	0.00	0.00	0.00
01 4708	Medicaid in Public Schools MIPS	0.00	0.00	0.00	0.00	0.00
01 4709	Medicaid Admin Activities MAAPS	0.00	0.00	0.00	0.00	0.00
01 5200	Fund Transfers In (from other HTRS fund)	0.00	0.00	0.00	0.00	0.00
01 5300	Sale of Property	0.00	100.00	100.00	0.00	(100.00)
01 5301	Insurance refunds/adjustments	0.00	26,910.66	26,910.66	0.00	(26,910.66)
01 5500	TRANSFERS FROM FUNDS (INCOMING)	0.00	1,302.62	1,302.62	0.00	(1,302.62)
01 5610	Cash From Dissolved Districts	0.00	0.00	0.00	0.00	0.00
01 5690	Other Non-revenue Receipt	0.00	188.50	188.50	0.00	(188.50)
01 9000	Non-programmed Receipts	0.00	0.00	0.00	0.00	0.00
	Fund Total:	0.00	1,115,290.95	1,115,290.95	0.00	(1,115,290.95)

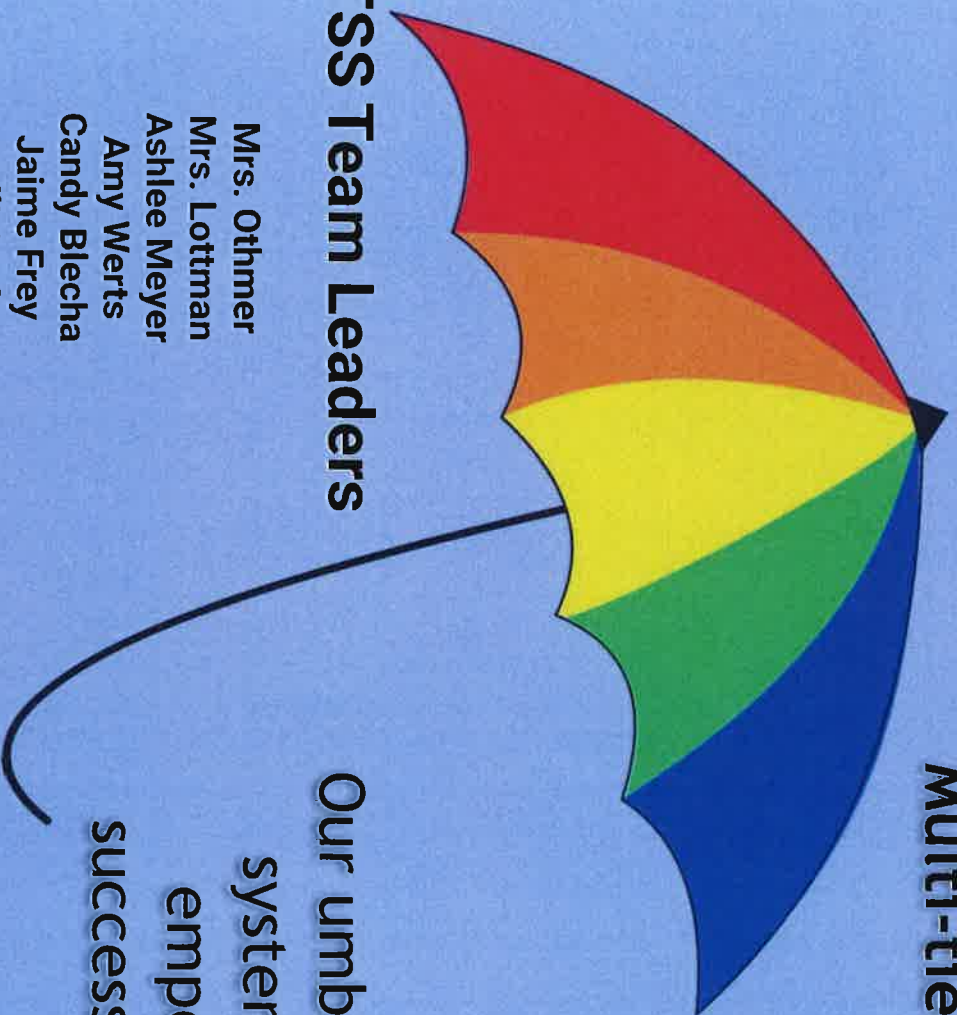
Revenue Summary Report

Processing Month: 09/2019

Regular; Processing Month 09/2019; Fund Number 01

	<u>Revised Budget</u>	<u>During Month</u>	<u>To Date</u>	<u>% of Budget</u>	<u>Budget Balance</u>
Grand Total:	0.00	1,115,290.95	1,115,290.95	0.00	(1,115,290.95)


Multi-tiered System of Supports (MTSS)



MTSS Team Leaders

Mrs. Othmer
Mrs. Lottman
Ashlee Meyer
Amy Werts
Candy Blecha
Jaime Frey
Alli Graf

Our umbrella of student support systems that enables us to empower all students to successfully face tomorrow's challenges.



HTRS Student Support System

Academic

Student Support Document

Reading or Math

T.S.T
Tiered Support Team

Tier 2 Interventions

Other Academic Areas

P.S.T. Team

Team Determined Interventions

School Psych

504 Team

Behavior

Student Support Document

P.S.T. Team

Team Determined Interventions

School Psych

Medical

504 Team

School Nurse

Academic Concerns:
 +Reading or Math (K-6):
 RtI Team (Ashlee Meyer)
 +Reading or Math (7-12):
 Interventions (Mrs. Oltmer)
 +Other Areas (K-6):
 P.S.T. Team (Amy Werts)
 +Other Areas (7-8):
 P.S.T. Team (Mrs. Oltmer)
 +Other Areas (9-12):
 P.S.T. Team (Karen Mezger)

Behavior Concerns:
 +Any extreme behaviors that affect student learning (K-12):
 P.S.T. Team Leaders (see above list)

Medical/Health Concerns:
 +Any health concerns that affect student learning (K-12):
 504 Team (Laura Leech)

Grade Level/Content Area

Monthly Meetings

docs.google.com/document/d/1o84x4ML-hSWVdmscb2-vXq9-ElQwkov6eVakOgUSbh8

Why?

TSI

(Targeted Support and Improvement)

What are we doing for kids that don't show growth?

T.S.T. (Tiered Support Team)

▶ K-2nd Grade Students

- ▶ Use results of Acadience (formerly DIBELS) testing (administered 3 times/year) to be placed into interventions

- ▶ Any student who is below benchmark receives the Sound Partners reading intervention for 30 min. / 5 days per week

- ▶ Progress is monitored, weekly- during Grade-level Team Meetings, using Acadience Progress Monitoring probes/graphs

▶ 3rd-6th Grade Students

- ▶ Use results of MAPS testing (administered 3 times/year) to be placed into interventions

- ▶ Any student who is below benchmark works on their “My NWEA MAPS Learning Pathway” on Study Island for 20-30 min. /5 days per week

- ▶ Progress is monitored, weekly- during the Grade-level Team Meetings, using the “Individual Student Report” on Study Island

PST Team AKA SAT

Presented By: Amy Werts

*K-6 grade teachers contact Amy Werts with initial concern, 7-12 teachers contact Mrs. Othmer

*Paperwork/Parent Contact

*Initial meeting

*Data collection and implement strategies

*2nd meeting

*Data collection and implement strategies

*3rd meeting

Positive Behavior Intervention and Support (PBIS)



PBIS Team Leaders: Candy Blecha, Jaime Frey, Allie Graf

PBIS is a behavioral intervention support framework for assisting school personnel in adopting and organizing an evidence-based behavioral intervention system that enhances academic and social behavior outcomes for all students.

This framework emphasizes the establishment of a school-wide system utilized by all members of the staff. PBIS organizes evidence-based practices; improves implementation of those practices; and maximizes academic and social behavior outcomes for students.

PBIS - Elementary PK - 6

PBIS Elementary Team Leaders: Candy Blecha & Jaime Frey

*****Important to Build a STRONG CORE*****



- Expectations Lessons & Calendar
 - ◆ Curriculum in LA lessons - “Learning Mindsests”
 - ◆ Supported by Mr. Ingwersen
 - ◆ Dojo videos also available
- Expectations Posters - post in classrooms & areas
- Titan Ticket Drawings
 - ◆ Ele - Monthly drawings on the first Friday of the next month
 - ◆ Classrooms - quick teaching event @ at each drawing
- Student Risk Screening Scale (SRSS) Grades K-6; Oct., Dec, & April
 - ◆ Data will be used for benchmark & progress monitoring
 - ◆ Two other methods to be determined & used - attendance & office referrals
- Sensory/Tier II room - developing and using this year with verified students - & possible intervention
- Review and use Behavior Response Process/Focus Room Procedures

PBIS - Secondary 7 - 12

PBIS Secondary Team Leaders: Candy Blecha & Allie Graf

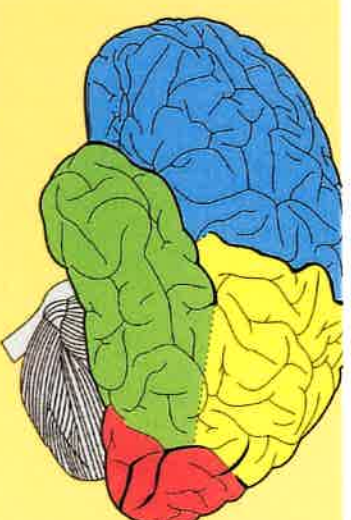
*****Important to Build a STRONG CORE*****

****Great Start! - Continued work in progress- NEXT STEPS****

- Committee
 - ◆ secondary teachers members
 - ◆ PBI Student group - Mrs. Graf (meet monthly)
- Expectations Lessons - Taught during Advisory
- Expectations Posters - have been posted appropriate areas
- Titan Reward Program
 - ◆ We had a Kickoff to introduce to the Secondary Level
 - ◆ Google Forms - Titans of the month- names are drawn with one Titan honored per class (7-12)
 - ◆ Announcement and rewards - building as student input is available
 - ◆ QR Codes to start in January 2020???



504 Team



504 Team Leaders: Laura Leech and Kari Lottman


The 504 Plan is a plan developed to ensure that a child who has a disability identified under the law and is attending an educational institution, receives accommodations that will ensure their academic success and access to the learning environment.

504 Plan VS

IEP

- ★ A plan for how the school will provide support and remove barriers for a student with a disability.
- ★ Provides services and changes to the learning environment to enable students to learn alongside their peers.
- ★ There is no standard 504 plan. Unlike an IEP, a 504 plan does not *have* to be a written document.
- ★ There are two requirements:
 - A child has *any* disability. Section 504 covers a wide range of different struggles in school.
 - The disability must interfere with the child's ability to learn in a general education classroom.
- ★ Section 504 of the Rehabilitation Act of 1973
- ★ States do not receive extra funding for students with 504 plans.
- ★ A plan for a child's special education experience at school.
- ★ Provides individualized special education and related services to meet a child's unique needs.
- ★ The IEP sets learning goals and describes the services the school will provide. It is a written document.
- ★ There are two requirements:
 - A child has one or more of the disabilities listed in IDEA.
 - The disability must affect the child's educational performance and/or ability to learn and benefit from the general education curriculum. The child must need specialized instruction to make progress in school.
- ★ The Individuals with Disabilities Education Act (IDEA)
- ★ States receive additional funding for students with IEPs.

Questions?



REPORT TO THE HTRS BOARD OF EDUCATION

HEADING 1

AQuESTT

Mrs. Lottman will be sharing detailed NCAS and MAPS proficiency data with all of you at the November meeting. As always, there are things to celebrate and areas for growth. We received the embargoed NCAS information on September 26th. The administrative team has been analyzing data and developing a plan to address our deficiencies. I am going to just give you an abbreviation of concerns, which includes a few changes for second quarter.

Our middle school (currently 7th and 8th grades) still received an overall good rating. However, we are among 110 schools state wide that have been designated for Targeted Support and Improvement (TSI) because our free and reduced population. This population in our middle school grades has not shown growth over the last three years. However, this designation is new this year because of a federal education law. NDE is requiring us to have a plan in place to address this deficiency. We were to have received a template for this action plan, but still have not received it. Once the action plan is developed, we are not required to share it with them. We just have to have something in case they ask. Here are some of the things that will be changing.

1. The typical configuration of a middle school is grades 6-8. Therefore, we will be transitioning 6th grade into the middle school for 2020-2021 so that we have three classes instead of just two. This will help us because we will then have a larger sample size. We are also considering a block schedule so that these students, like our elementary students, get a 90-minute block of both ELA and Math.

Example:

100 students tested - 25 of them not proficient means that 75% are proficient

VS.

60 students tested - 25 of them not proficient means that 58% are proficient

2. Beginning 2nd quarter, 5th grade ELA will be split into two groups. Amy Werts and Candy Blecha will be teaching one section of 14 students while the remaining 12 will stay with Heather Luenberger. The ideal outcome is to close

the gap as they enter 6th grade next year as middle school students. Our current 5th grade class is 68% FR.

3. 7th and 8th graders will be using a program called Exact Path. This is a product similar to Study Island but it will group students by skill deficit and will be teacher led vs. independent study.

I found the following quote from retired NASB legal counsel to be very interesting as I have been met with the same frustration when I ask questions of the state department -

Someone should try to explain how the last 54 years of repeatedly legislated "school reform" schemes have yet to produce any improvement in academic achievements. We can still quite accurately line up schools according to each school's average academic achievement score if the ONLY thing we know is the fraction of children attending each school who live in financial poverty. I have begun to suspect that "AQuESTT" translated into English means "Don't ask us. Nobody here at the Department of Education has a clue." –Rob Bligh

Our high school designation changed from Excellent to Needs Improvement. However, our data profile indicates that we still have a good rating. We will be attending a Zoom meeting on October 16th with NDE to get an explanation about this designation. It appears that this rating is due to chronic absenteeism, ACT non participation, and the lower scoring students on the ACT last year. To be honest, this assessment just isn't relevant to some of their futures and they know it. When students don't have "skin in the game", there will be a lack of effort. In regard to attendance, the policy was tightened up last year but they look at three years' worth of data so we won't see a change there yet. Some of this is extremely difficult to control. However here are some things we can do to improve.

1. This year as a class, the juniors are higher achieving students, and we will continue to use John Baylor as ACT prep.
2. Last year the 10th graders participated in the Pre-Act. This year, both 9th and 10th grades will participate in that assessment. This will help us have meaningful conversations with them about improvement and preparation earlier.
3. 9th and 10th grade students needing interventions will also be using Exact Path.
4. Lyle McMann is our resource officer. We will utilize his services to visit with students and families when absenteeism becomes an issue. We have also been able to change some coding in Power School which should also help eliminate the problem.

The elementary has remained in "Good" status. I know that we would all like to see that improve to "Excellent", and I am very confident that our grade level meetings, PST, and PBIS systems of support will help us to make that happen. However, we all need to be on the same bus and respect each other's strengths and ideas as professionals even if we don't agree. In times of stress we sometimes forget to do that.

It has taken a couple of weeks for all of this to this information sink in. It was difficult to digest. I have had several teachers in my office distressed over this matter. They are amazing people and very skilled teachers. We are ready for the challenge, so please join us! I appreciate your service as a board members and your willingness to help our students reach their highest potential.

Student News

We had a wonderful homecoming week with great students and a week of fun activities that culminated in a dance Saturday night. I believe we had 90 students and guests attend. This was the best attended homecoming dance that I can remember. Congratulations to the homecoming attendants and their families as well as Queen Lauren Nanninga and King Isaiah Lockard.

Curriculum Training

Houghton Mifflin will return on October 18th for a final training on our new K-6 ELA curriculum. So far the feedback from teachers has been very positive. The biggest concern has been the pacing of the program. Teachers are finding it a struggle to get through every activity in each module. However, as they get more familiar with the content and structure, the pacing will pick up. When I look at lesson plans they all appear to be in the same place or close to one another within the 5 week modules, so this is a good sign.

Professional Development

Last month I attended an Instructional Coaching workshop in Chicago. The first day of the workshop was very informative and I was able to gain some practical strategies in helping teachers identify skill versus will instructional deficiencies and working through issues that they can control and how to deal with issues that are beyond their control. Day two was very disappointing as the workshop went a direction that I was uncomfortable with. I have asked for partial reimbursement and will not attend another Evenbrite conference.



**Board Report
October, 2019**

**Kari Lottman
Assistant Principal**

Safety Team Update:

The Safety Team met last week. The team members this year including myself are Mrs. Edmundson, Mrs. Othmer, Gary Ramer, Kara Engles, Pam Mendenhall, Paulette Joy, Sharon Joyner, Trent Platt, Sandy Stalder and Rock Herr. We discussed several topics including our Safety Manual, Fire Evacuation, the safety videos and a possible incentive for lowering the workman's comp premiums. We decided to have the staff watch safety videos again this year with the new staff members watching the ladder safety and slips, trips, and falls videos.

Our committee discussed the fact that our claims have been zero the past three years now and how our premiums have drastically decreased because of it. This information is attached to the agenda under Safety Committee Recommendations. We would like to recommend that the board approve a \$25 Casey's gift card for all staff members again this year as a thank you for their collaborative effort in reducing the premiums.

Substitute Situation:

We are in need of more substitute teachers for the district. We currently have several on our roster, however, only 3 or 4 of them are accepting jobs due to various reasons. This causes us to be short coverage most days. Currently when this happens, we utilize our remaining staff during their planning periods. For elementary coverage, we typically use our Title 1 staff which takes them away from their students for the day. If you know anyone who is interested in subbing, please have them contact Kellie.

State Assessment Update:

We have received our embargoed AQuESTT ratings and our NSCAS State Assessment scores. The administrative team has been analyzing data and developing a plan to address our areas of deficiency. We have been through a lot of emotions as we have been going through this process but have embraced the challenge of improving our districts ratings. Mrs. Othmer's report has an overview of what our plan is in order to do that.

A more detailed report will be given at the November board meeting.

NASB Monthly Update for Board Meetings - Agenda Item: OCTOBER 2019

“NASB Update”

As a board, some items to be focused on during October include:

- Monitor progress of district goals, link goals to discussion and action items
- Review your Strategic Plan Progress Report
- Review your Fall district enrollment figures for Budgeting
- Review Statewide Assessment Results
- Publish Report of Yearly Activities of the ESU Board; Due November 1 § 79-1228
- Negotiations shall begin; Due November 1 § 48-818.01
- **Appoint your NASB Delegate Assembly Representative**
- Review Annual Emergency Safety Plan
- Superintendents file Financial Report; Due November 1 § 79-528

Networking & Events

August & September saw NASB’s annual tour of the state for nine **Area Membership Meetings**. It was so good to see so many of you, and look forward to continuing our conversations, networking and learning at the annual State Conference in November. Speaking of ...

State Conference registration is now open! You should have received the full agenda in the mail, it is also located online at <http://members.nasbonline.org/index.php/state-education-conference>

Advocacy/Interim Studies:

Some of the key Interim Studies on Administrative Costs and ESUs took place in late September, early October. Video recaps are posted at www.Facebook.com/NASBOnline ... The 2020 legislative session will be here before we know it. Stay engaged during the off-season, have a voice at Delegate Assembly, and mark your calendar to attend the Legislative Issues Conference in February!

Follow NASB on twitter at www.twitter.com/NASBOnline using the hashtag #liveNASB
and on facebook at www.facebook.com/NASBOnline

To see a quick glimpse at the various items the NASB is involved in, check out pages 10 & 11 each month in the **Board Notes newsletter** for “This Month In ...” To access the latest newsletter, click here:

<http://members.nasbonline.org/index.php/news-resources/board-notes>

Thanks for all you do for your board, your community and the entire state by serving public education in Nebraska.

HTRS PUBLIC SCHOOLS STRATEGIC PLAN EVALUATION

Evaluation of the district Strategic Plan is a critical responsibility of the Board of Education. The Board should continuously monitor the plan in a number of key areas.

This evaluation tool allows the Board to evaluate the Strategic Plan by considering professional and competent implementation in the areas of Student-Centered Learning Environment; Academic Achievement; District Climate/Culture; Curriculum, Instruction, and Assessment; and District Resources. The evaluation tool also encourages the Board to work collaboratively with the Administration to develop annual goals that may be associated with immediate and longer-term strategic planning and district improvement initiatives.

Proactively implementing and utilizing a structured evaluation tool such as this promotes a clear line of communication between the Administration and the board that clarifies expectations while providing for a defensible and clear assessment of overall performance.

This evaluation tool uses the below assessment measures as a basis for indicating your impression of the Strategic Plan implementation in the areas of Student-Centered Learning Environment; Academic Achievement; District Climate/Culture; Curriculum, Instruction, and Assessment; and District Resources.

Met	<ul style="list-style-type: none">- Adequately performs all functions within the role, meeting or occasionally exceeding expectations- Performance is adequately, meeting or occasionally exceeding standards or expectations generally associated with performance
-----	--

Not Met	<ul style="list-style-type: none">- Performance is below acceptable levels- Fails to meet most expectations associated with the Strategic Plan priorities
---------	--

The Strategic Plan is evaluated on each of the five *Guiding Priorities*. *Guiding Priorities* should be included in the Strategic Plan, and are the basis for the overall performance rating made available to the public at completion of the performance review. Below each *Guiding Priorities* are several *Key Performance Indicators* that help Board members assess overall performance in each *Priority*. The Board is encouraged to discuss each *Guiding Priority* to determine if and what changes should be made to the *Key Performance Indicators* so that they remain representative of the collective expectations of the Board.

HTRS PUBLIC SCHOOLS STRATEGIC PLAN EVALUATION

Using the ratings described above, place an "X" in the appropriate box indicating the performance in each area.

<u>Guiding Priority I</u>		
<p>STUDENT-CENTERED LEARNING ENVIRONMENT</p> <p>Student learning is the heart of our mission at HTRS, and an appropriate, relevant curriculum and effective instruction methods are critical to student learning. A student's learning is best measured through appropriate universal screeners and a comprehensive formative and summative assessment system. HTRS' current lack of a uniform curriculum, aligned at all levels PK-12 and lack of a comprehensive instructional model may cause disparities among buildings and create problems as students transition from elementary buildings to middle school and from the middle schools to high school. We must adopt and implement a fully aligned curriculum and instructional model.</p> <p><i>Objective: To hold ourselves to high expectations by providing a student-centered and relationship-based learning environment for the benefit of all students.</i></p> <p>Strategy 1.1: Address the school district climate and learning environment to support increased student achievement, social-emotional skills, and consistent behavior protocol in support of each student's ability to reach goals and potential.</p> <p><u>Key Performance Indicators</u></p>	Met	Not Met
1.1(a) Create a system to support and equip staff with tools and techniques to address social-emotional skills and behavior.		
1.1(b) Improve communication transparency with teachers through the use of a single district calendar with all activities and a daily email to staff with any staff absences, substantial events taking place, and important/pertinent reminders.		
1.1(c) Provide consistent and on-going professional development to all staff to prepare and effectively implement the Social-Emotional Learning district wide.		
1.1(d) Encourage and sustain open dialogue with staff, and access to counselors, in addressing the unforeseen obstacles that evolve through the implementation.		
1.1(e) Allow and encourage staff to provide feedback for growing and improving the tools and techniques to address social-emotional skills and behavior.		
1.1(f) Evaluate the effectiveness of how this increased effort to make improvements has impacted the climate and learning environment.		

HTRS PUBLIC SCHOOLS STRATEGIC PLAN EVALUATION

<p>Strategy 1.2: Work collaboratively to provide before and after school services to ensure access to a safe learning environment and in support of student academic learning.</p>	Met	Not Met
<p>1.2(a) Identify and assess the resources needed to provide Before and After School Programs in HTRS.</p>		
<p>1.2(b) Review the fee schedule to enable families the opportunity to access the program and services provided.</p>		
<p>1.2(c) Provide training and support for staff responsible for the HTRS Before and After School Program.</p>		
<p>1.2(d) Structure program services to provide productive learning, growth of social/emotional skills, and academic support.</p>		
<p>1.2(e) Evaluate the effectiveness of the HTRS Before and After School Program.</p>		
<p>Strategy 1.3: Increase access to resources to address the social, emotional, and behavioral needs of students for safety and substance abuse mitigation.</p>	Met	Not Met
<p>1.3(a) Develop district and school-level plans to monitor and support social-emotional learning for students.</p>		
<p>1.3(b) Expand counseling staff availability.</p>		
<p>1.3(c) Seek partnership with outside agencies or hire staff to provide mental health support at secondary schools.</p>		
<p>1.3(d) Explore opportunities to improve service coordination for families of students with needs.</p>		
<p>1.3(e) Evaluate, revise, and monitor effectiveness of district and school safety plans.</p>		

HTRS PUBLIC SCHOOLS STRATEGIC PLAN EVALUATION

Strategy 1.4: Expand learning opportunities through early childhood programming initiatives to support student cognitive and emotional development and to encourage and develop every student.	Met	Not Met
1.4(a) Define the Early Childhood Program needs.		
1.4(b) Work with community partners and stakeholders in expanding and developing other early childhood services.		
1.4(c) Utilize a research-based curriculum and standards to support early childhood programming.		
1.4(d) Promote, expand, and enhance parent/guardian engagement in the education of their child including, but not be limited to: communications, curriculum, training/support for parents.		
1.4(e) Consider staffing and recruitment efforts to ensure availability and coordination of high-quality early childhood programming.		
1.4(f) Determine the optimum method of providing high quality early childhood services.		
1.4(g) Evaluate the effectiveness of early childhood programming.		

How would you classify the overall performance in the area of Student-Centered Learning Environment?

Met	Not Met
-----	---------

Comments:

HTRS PUBLIC SCHOOLS STRATEGIC PLAN EVALUATION

<p><u>Guiding Priority II</u></p> <p>ACADEMIC ACHIEVEMENT -</p> <p>Our district has good and effective programs and services that can make lasting impacts on students and families by providing the kind of specific support that individual students need to achieve. We must consider the expansion of services and programs to ensure that all children begin school ready to learn, can succeed academically as students, and leave our schools prepared to meet future challenges.</p> <p><i>Objective: To provide comprehensive learning opportunities that prepare and empower students to be engaged through an equitable learning experience through challenging, creative, and rigorous curriculum and instruction.</i></p> <p>Strategy 2.1: Implement the Multi-Tiered System of Supports model with fidelity to accelerate academic, career, and social-emotional/behavioral instruction and intervention to prepare and empower students.</p> <p><u>Key Performance Indicators</u></p>	Met	Not Met
2.1(a) Provide a structured professional development plan to train staff and administrators on the key components of MTSS and implementation of the model.		
2.1(b) Include training and education through the staff on-boarding process to ensure all personnel understand and are equipped to integrate this form of instruction and intervention effectively.		
2.1(c) Ensure that effective and purposeful screeners and assessments are identified and available to staff to support the implementation of the MTSS model.		
2.1(d) Provide training and support for teachers to ensure consistent evidence-based interventions are utilized districtwide.		
2.1(e) Implement best practice progress-monitoring to ensure interventions are effective and yield the desired outcome.		
2.1(f) Evaluate the effectiveness of the MTSS model.		

HTRS PUBLIC SCHOOLS STRATEGIC PLAN EVALUATION

Strategy 2.2: Expand and integrate High-Ability Learning (HAL) opportunities to challenge identified students to reach goals and potential by advancing their individual academic knowledge, skills, and abilities.	Met	Not Met
2.2(a) Research, study, and assess the structure and program content of the districtwide HAL Program.		
2.2(b) Define protocol and procedures direct the HAL Program.		
2.2(c) Develop differentiated instructional strategies, curriculum content, and pacing guides to support HAL program implementation.		
2.2(d) Provide professional development opportunities to support staff in their work with students in the HAL program.		
2.2(e) Evaluate the effectiveness of the HAL Program.		

How would you classify the overall performance in the area of Academic Achievement?

Met	Not Met
-----	---------

Comments:

HTRS PUBLIC SCHOOLS STRATEGIC PLAN EVALUATION

<p><u>Guiding Priority III</u></p> <p>DISTRICT CLIMATE/CULTURE -</p> <p>We believe that in order for each student to succeed, HTRS must establish and maintain a positive and supportive district climate and culture, in which staff and students are safe, healthy, and engaged. The single most consistent theme encountered in the data collection process was the need for a comprehensive district-wide program to address the social, emotional, and behavioral challenges occurring at all levels. We must ensure that students and staff have the resources needed to address this growing need.</p> <p>Objective: <i>Grow and sustain a mutually supportive and trusting relationship with stakeholder groups for the collaborative support and benefit of the mission and vision of HTRS Public Schools.</i></p> <p>Strategy 3.1: Adopt administrative procedures to support the initiatives and guiding principles of the HTRS Strategic Plan.</p> <p><u>Key Performance Indicators</u></p>	Met	Not Met
3.1(a): Implement a plan for connecting, building trust, and engaging internal stakeholders to support the mission and vision of the district.		
3.1(b): Sustain effective and purposeful communications with external stakeholders.		
3.1(c): Foster a positive working partnership with parents/guardians by improving methods of communication related to student academic learning.		
3.1(d): Develop and sustain a mutually supportive and trusting relationship with the HTRS community.		

How would you classify the overall performance in the area of District Climate/Culture?

Met	Not Met
-----	---------

Comments:

HTRS PUBLIC SCHOOLS STRATEGIC PLAN EVALUATION

<p><u>Guiding Priority IV</u></p> <p>CURRICULUM, INSTRUCTION, AND ASSESSMENT -</p> <p>Student Learning is the heart of our mission at HTRS, and an appropriate, relevant curriculum and effective instruction methods are critical to student learning. A student's learning is best measured through appropriate universal screeners, a comprehensive formative and summative assessment system, and adopt and implement a fully aligned curriculum and instructional model.</p> <p>Objective: <i>To increase student achievement for overall success through a guaranteed and viable curriculum, effective instruction, and assessments.</i></p> <p>Strategy 4.1: Ensure all staff and students are equipped with effective technology and the training to utilize in an efficient manner</p> <p><u>Key Performance Indicators</u></p>	Met	Not Met
4.1(a) Ensure equitable access to technology resources for staff and students.		
4.1(b) Identify, implement, support, and train staff to utilize applications and resources to enhance the integration of technology into instruction and learning.		
4.1(c) Integrate technology into instruction and curriculum to support learning and the use of technology.		
4.1(d) Evaluate the success of the Technology Program and Services.		
<p>Strategy 4.2: Cultivate a positive learning culture for staff and administrators through an organized and purposeful professional development plan to support skills, knowledge, and application of instruction.</p>	Met	Not Met
4.2(a) Develop a Teacher Professional Development Plan to guide training content and frequency to ensure staff is engaged in purposeful learning to support instruction and student achievement.		
4.2(b) Utilize mandatory staff meetings to grow collaboration centered on academic achievement, data assessment, development of formative assessments, instructional practices, and the review and alignment of curriculum, etc.		
4.2(c) Equip teachers with skills to differentiate instruction to support all learners.		

HTRS PUBLIC SCHOOLS STRATEGIC PLAN EVALUATION

Strategy 4.3: To recruit, develop, and retain highly-qualified staff and leadership who possess the skills to support students in academic, personal, and social growth.	Met	Not Met
4.3(a) Cultivate a positive learning culture for staff and administrators through an organized and purposeful professional development plan and schedule to support skills, knowledge, and application of instruction.		
4.3(b) Utilize a reliable process to recruit, hire, and retain people who possess and can apply effective instructional practice, knowledge, skills, and abilities.		
4.3(c) Utilize an Employee On-Boarding and Mentoring Program to train, equip, and prepare new staff for success and retention.		
4.3(d) Review, modify, and implement a Professional Learning Community model for staff to engage in collaborative, continuous learning to support the growth and success of student academic learning.		
4.3(e) Utilize a teacher evaluation system to provide timely and authentic feedback to reinforce growth and identify opportunities to refine professional skills and knowledge.		
4.3(f) Develop and sustain vertical and horizontal articulation to encourage a culture of professional collaboration of shared responsibilities for improving the quality of instruction for all students.		
4.3(g) Ensure that the district is utilizing the strengths, qualifications and depth of our current staffing resources to meet the needs of quality instruction and growth of student academic learning.		

How would you classify the overall performance in the area of Curriculum, Instruction, and Assessment?

Met	Not Met
-----	---------

Comments:

HTRS PUBLIC SCHOOLS STRATEGIC PLAN EVALUATION

<p><u>Guiding Priority V</u></p> <p>DISTRICT RESOURCES -</p> <p>The HTRS community supports and sustains the district, providing the resources that enable all that we do to educate our students. We have a responsibility to continue to be good stewards of the funding our generous community provides. We must prioritize our many needs through the lens of the finite financial resources available and work to ensure that our investments are designed to have the largest possible impact on our most pressing student needs.</p> <p>We need well maintained, safe, and appropriate facilities to provide an environment in which students can learn and staff can perform effectively. To ensure that we are able to continue to meet this need, we must continue to implement the district's master facility plan to address both the short and long-term needs for facilities in our district.</p> <p>Objective: <i>Provide a safe, and well maintained environment conducive to student academic learning.</i></p> <p>Strategy 5.1: Address short- and long-term facility and grounds needs to support the growth of enrollment and maintenance of facilities.</p> <p><u>Key Performance Indicators</u></p>	Met	Not Met
5.1(a) Create/appoint a district/community committee to report to the superintendent identified areas of growth and maintenance and upkeep of all district facilities and grounds.		
5.1(b) Develop and implement a Master Plan to address short and long-term facility and grounds needs to support the maintenance of facilities.		
5.1(c) Secure finance resources for construction and/or renovation projects for facilities including, but not limited to grants, bond referendums, private funding, tax levies, etc.		

How would you classify the overall performance in the area of District Resources?

Met	Not Met
-----	---------

Comments:

Formative Assessment

Based on your perceptions of the performance noted above:

What are the major strengths?

1.

2.

3.

In what areas do you see a need for improvement?

1.

2.

3.

What resources should be made available in order to support improvement strategies, or what steps should be taken in order to improve performance in areas identified for improvement?

HTRS PUBLIC SCHOOLS STRATEGIC PLAN EVALUATION

Annual Goals

This form provides an opportunity to update the Board on the status of annual performance goals. Annual performance goals should be derived from the long- and short-term priorities and needs within the district.

Status of Annual Goals for the School Year _____

GOAL

STATUS/RESULTS

<u>GOAL</u>	<u>STATUS/RESULTS</u>

How would you rate the performance in achieving desired annual goals for the district?

Met	Not Met
-----	---------

HTRS PUBLIC SCHOOLS

2018-2023 (DRAFT) STRATEGIC PLAN



Empowering all learners
for tomorrow's challenges
#TitanPride

Prepared by:





Empowering all learners
for tomorrow's challenges
#TitanPride

HTRS PUBLIC SCHOOLS
(2018-2023 (DRAFT))
STRATEGIC PLAN

HTRS Mission Statement:
Empowering all learners for
tomorrow's challenges.

Table of Contents

I. Introduction	Page 5
II. Strategic Process	Page 6
III. Mission, Vision, and Belief Statements	Page 7
IV. Guiding Priorities	Page 8
V. HTRS Strategic Plan	Page 11
VI. HTRS Strategic Framework	Page 12
VII. Guiding Priorities	
a. Priority I Student-Centered Learning Environment	Page 12
b. Priority II Academic Achievement	Page 14
c. Priority III District Climate/Culture	Page 15
d. Priority IV Curriculum, Instruction, and Assessment	Page 15
e. Priority V District Resources	Page 16

HTRS Public Schools

Ms. Sherri Edmundson
Superintendent

Board of Education

Rock Herr, President

Scott Ogle, Vice President

Neal Kanel

Mike Bredemeier

Steve Schaardt

Sandy Stalder

Introduction

This strategic plan is a recognition by the HTRS Public Schools Board of Education that its mission requires not only the commitment and contributions of the teachers, administrators, and staff of HTRS, but also the commitment and contributions of our district's internal and external stakeholders: parents, students, community leaders, and citizens of our community. We all have a stake in the success of HTRS and we should all have the opportunity to help shape the idea of what success looks like for our district. Therefore, it was central to this entire strategic planning process that we engage all stakeholder groups.

We would like to thank members of the Strategic Overview Committee for their considerable contributions to the creation of this strategic plan.

HTRS Public Schools Strategic Overview Committee

Deb Lewis

Allie James

Sara Allen

Kellie Kennedy

Curt Maschman

Sheila Snodgrass

Alecia Gerdes

Jay Kanel

Abby Stalder

Suz Lambracht

Lisa Othmer

Rock Herr

Neal Kanel

Brad Catlin

Natalie Hemick

Maren DeYonge

Nic Sikora

Joan Dreier

Donna Railsback

Diana Platt

Lanette Speckman

Isaiah Lockard

Sherri Edmundson

Kari Lottman

Steve Schaardt

Mike Bredemeier

Strategic Process

Working with facilitators from the Nebraska Association of School Boards, we established a Strategic Overview Committee comprised of board members, administrators, teachers, students, parents, and community leaders. The Strategic Overview Committee reexamined our district mission and vision for our future and helped guide the strategic planning process. We conducted meetings with business and community leaders, parents, and students at the middle schools and high school. We met with staff in every building in the district. We asked all of these groups to share their thoughts, ideas, and concerns about the district. We listened.

This process allowed us, as a community, to closely examine where we are now as a district. We examined our strengths, but also had frank conversations about what our most pressing needs are today and the challenges we are sure to face in the days ahead. To be clear, while we reaffirmed that we have much to be proud of in our district, we also learned that we have many areas in which we must improve if we are to fulfill our mission.

Because all of us – the HTRS Board, administrators, teachers, and staff – are committed to doing all we can to improve our district, we used those identified areas of need to form the structure of this strategic plan. These are the priorities we have set for our district for the next five years. The effort to address these priorities – by setting goals, defining specific strategies, and completing concrete actions – will inform much of what the district does over the next five years: methodologies employed in individual classrooms, programs enacted in buildings, district-wide initiatives implemented by district administration, and policy set by the HTRS board will all be influenced by this plan.

Mission Statement

Empowering all learners for tomorrow's challenges.
#TitanPride

Vision Statement

HTRS Public Schools...collectively leading and empowering students to change the world through enriched learning and multi-faceted pathways.

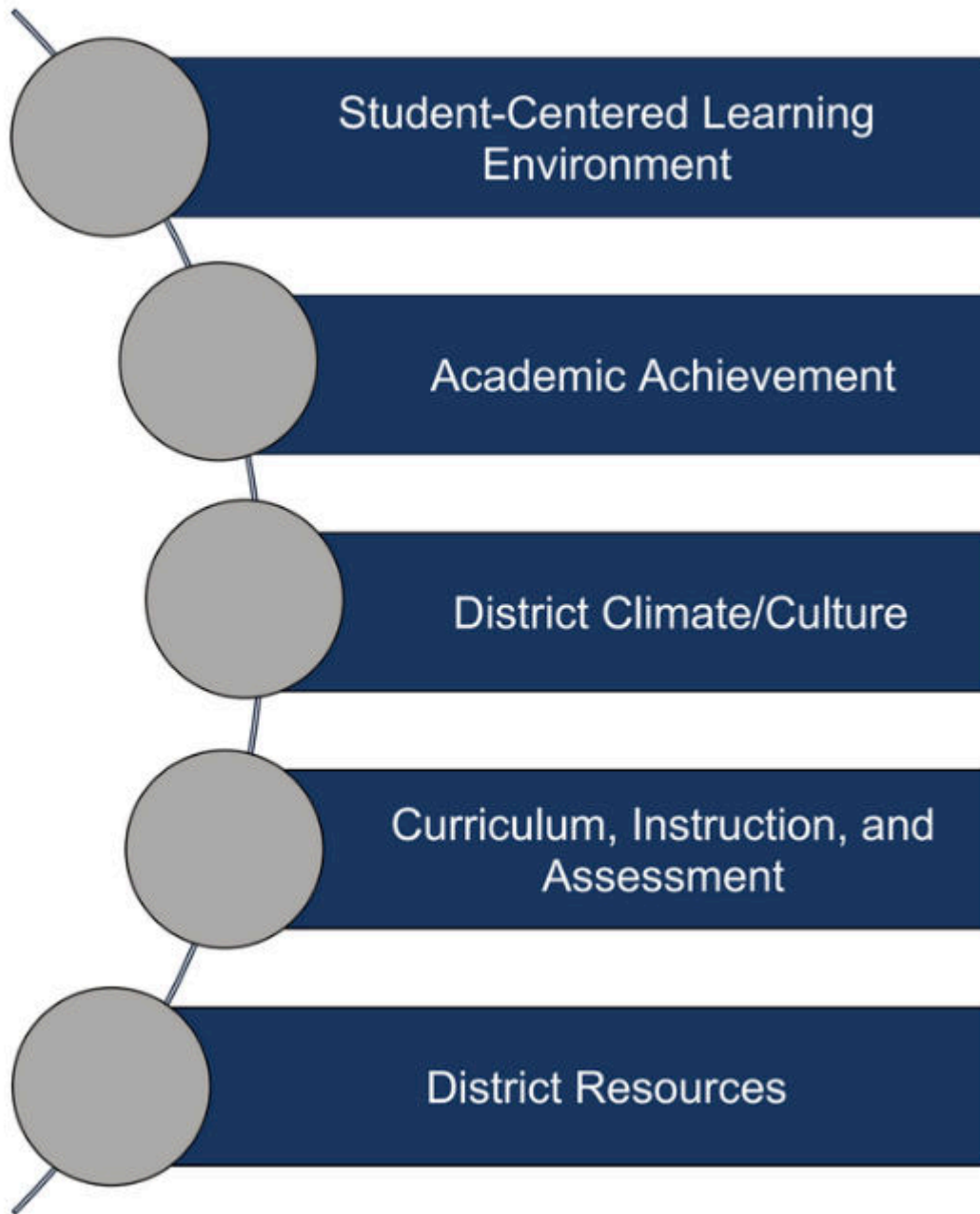
Belief Statements

Students learn best in a safe, respectful, and motivating environment.

Learning is a cooperative effort requiring communication among all stakeholders.

A rigorous curriculum and high expectations enable students to learn, unlearn, and relearn in preparation for an ever-changing world of opportunity.

Guiding Priorities



Guiding Priorities

Careful and collaborative analysis of the data collected through the strategic planning needs assessment process resulted in the identification of a number of priorities. These identified priorities, in turn, informed the creation of several areas of focus that form the structure of the HTRS Strategic Plan.

Student-Centered Learning Environment

Student learning is the heart of our mission at HTRS, and an appropriate, relevant curriculum and effective instruction methods are critical to student learning. A student's learning is best measured through appropriate universal screeners and a comprehensive formative and summative assessment system. HTRS' current lack of a uniform curriculum, aligned at all levels PK-12 and lack of a comprehensive instructional model may cause disparities among buildings and create problems as students transition from elementary buildings to middle school and from the middle schools to high school. We must adopt and implement a fully aligned curriculum and instructional model.

Academic Achievement

Our district has good and effective programs and services that can make lasting impacts on students and families by providing the kind of specific support that individual students need to achieve. We must consider the expansion of services and programs to ensure that all children begin school ready to learn, can succeed academically as students, and leave our schools prepared to meet future challenges.

District Climate and Culture

We believe that, in order for each student to succeed, HTRS must establish and maintain a positive and supportive district climate and culture, in which staff *and* students are safe, healthy, and engaged. The single most consistent theme encountered in the data collection process was the need for a comprehensive, district-wide program to address the social, emotional, and behavioral challenges occurring at all levels. We must ensure that students and staff have the resources needed to address this growing need.

Curriculum, Instruction, and Assessment

Student Learning is the heart of our mission at HTRS, and an appropriate, relevant curriculum and effective instruction methods are critical to student learning. A student's learning is best measured through appropriate universal screeners, a comprehensive formative and summative assessment system, and adopt and implement a fully aligned curriculum and instructional model.

District Resources

The HTRS community supports and sustains the district, providing the resources that enable all that we do to educate our students. We have a responsibility to continue to be good stewards of the funding our generous community provides. We must prioritize our many needs through the lens of the finite financial resources available and work to ensure that our investments are designed to have the largest possible impact on our most pressing student needs.

We need well maintained, safe, and appropriate facilities to provide an environment in which students can learn and staff can perform effectively. To ensure that we are able to continue to meet this need, we must continue to implement the district's master facility plan to address both the short and long-term needs for facilities in our district.

HTRS Strategic Plan

Guiding Priorities, Objectives, Strategies, and Performance Indicators

Our process enabled us to identify needs and establish priorities (guiding priorities). To have an impact on student learning, however, a strategic plan must include a plan of action for affecting change. In the following strategic plan, each guiding priority is further defined in the form of an objective. Each objective states, with specificity, a goal that when achieved, will have a direct impact on HTRS's ability to meet our mission. For each objective, strategies have been created that define the action necessary to meet the objective. Each strategy is expressed through manageable and measurable action steps (performance indicators).

Implementation of the Strategic Plan

This strategic plan represents our collective resolve to inspire and empower students. The guiding priority, objectives, and strategies set forth below are the building blocks of the path we have laid out to reach the 2019-2024 benchmarks for student learning.

Meeting those benchmarks depends on more than just designing a path – we must be dedicated, at every level, to the consistent and effective implementation of the specific strategies and measurable action steps (performance indicators) and work to integrate the strategic plan into the regular operation of the district.

To ensure the success and implementation of the HTRS Strategic Plan, district leadership will:

- A. Assign staff to manage and oversee Measures and Objectives
- B. Monitor and assess the implementation, making necessary and appropriate adjustments as needed
- C. Commit resources needed to ensure the progress and success of the plan
- D. Align the plan to the board's annual calendar and monthly meeting agenda to measure progress and success of the plan
- E. Communicate progress of the plan to internal and external stakeholders annually

HTRS

Guiding Priority I: Student-Centered Learning Environment

Objective: To hold ourselves to high expectations by providing a student-centered and relationship-based learning environment for the benefit of all students.

Strategy 1.1: Address the school district climate and learning environment to support increased student achievement, social-emotional skills, and consistent behavior protocol in support of each student's ability to reach goals and potential.

Performance Indicators

1.1(a) Create a system to support and equip staff with tools and techniques to address social-emotional skills and behavior.

1.1(b) Improve communication transparency with teachers through the use of a single district calendar with all activities and a daily email to staff with any staff absences, substantial events taking place, and important/pertinent reminders.

1.1(c) Provide consistent and on-going professional development to all staff to prepare and effectively implement the Social-Emotional Learning district wide.

1.1(d) Encourage and sustain open dialogue with staff, and access to counselors, in addressing the unforeseen obstacles that evolve through the implementation.

1.1(e) Allow and encourage staff to provide feedback for growing and improving the tools and techniques to address social-emotional skills and behavior.

1.1(f) Evaluate the effectiveness of how this increased effort to make improvements has impacted the climate and learning environment.

Strategy 1.2: Work collaboratively to provide before and after school services to ensure access to a safe learning environment and in support of student academic learning.

Performance Indicators

1.2(a) Identify and assess the resources needed to provide Before and After School Programs in HTRS.

1.2(b) Review the fee schedule to enable families the opportunity to access the program and services provided.

1.2(c) Provide training and support for staff responsible for the HTRS Before and After School Program.

1.2(d) Structure program services to provide productive learning, growth of social/emotional skills, and academic support.

1.2(e) Evaluate the effectiveness of the HTRS Before and After School Program.

Strategy 1.3: Increase access to resources to address the social, emotional, and behavioral needs of students for safety and substance abuse mitigation.

Performance Indicators

1.3(a) Develop district and school-level plans to monitor and support social-emotional learning for students.

1.3(b) Expand counseling staff availability.

1.3(c) Seek partnership with outside agencies or hire staff to provide mental health support at secondary schools.

1.3(d) Explore opportunities to improve service coordination for families of students with needs.

1.3(e) Evaluate, revise, and monitor effectiveness of district and school safety plans.

Strategy 1.4: Expand learning opportunities through early childhood programming initiatives to support student cognitive and emotional development and to encourage and develop every student.

Performance Indicators

1.4(a) Define the Early Childhood Program needs.

1.4(b) Work with community partners and stakeholders in expanding and developing other early childhood services.

1.4(c) Utilize a research-based curriculum and standards to support early childhood programming.

1.4(d) Promote, expand, and enhance parent/guardian engagement in the education of their child including, but not be limited to: communications, curriculum, training/support for parents.

1.4(e) Consider staffing and recruitment efforts to ensure availability and coordination of high- quality early childhood programming.

1.4(f) Determine the optimum method of providing high quality early childhood services.

1.4(g) Evaluate the effectiveness of early childhood programming.

Guiding Priority II: Academic Achievement

Objective: To provide comprehensive learning opportunities that prepare and empower students to be engaged through an equitable learning experience through challenging, creative, and rigorous curriculum and instruction.

Strategy 2.1: Implement the Multi-Tiered System of Supports model with fidelity to accelerate academic, career, and social-emotional/behavioral instruction and intervention to prepare and empower students

Performance Indicators

2.1(a) Provide a structured professional development plan to train staff and administrators on the key components of MTSS and implementation of the model.

2.1(b) Include training and education through the staff on-boarding process to ensure all personnel understand and are equipped to integrate this form of instruction and intervention effectively.

2.1(c) Ensure that effective and purposeful screeners and assessments are identified and available to staff to support the implementation of the MTSS model.

2.1(d) Provide training and support for teachers to ensure consistent evidence-based interventions are utilized districtwide.

2.1(e) Implement best practice progress-monitoring to ensure interventions are effective and yield the desired outcome.

2.1(f) Evaluate the effectiveness of the MTSS model.

Strategy 2.2: Expand and integrate High-Ability Learning (HAL) opportunities to challenge identified students to reach goals and potential by advancing their individual academic knowledge, skills, and abilities.

Performance Indicators

2.2(a) Research, study, and assess the structure and program content of the districtwide HAL Program.

2.2(b) Define protocol and procedures direct the HAL Program.

2.2(c) Develop differentiated instructional strategies, curriculum content, and pacing guides to support HAL program implementation.

2.2(d) Provide professional development opportunities to support staff in their work with students in the HAL program.

2.2(e) Evaluate the effectiveness of the HAL Program.

Guiding Priority III: District Climate/Culture

Objective: Grow and sustain a mutually supportive and trusting relationship with stakeholder groups for the collaborative support and benefit of the mission and vision of HTRS Public Schools.

Strategy 3.1: Adopt administrative procedures to support the initiatives and guiding principles of the HTRS Strategic Plan.

Performance Indicators

3.1(a): Implement a plan for connecting, building trust, and engaging internal stakeholders to support the mission and vision of the district.

3.1(b): Sustain effective and purposeful communications with external stakeholders.

3.1(c): Foster a positive working partnership with parents/guardians by improving methods of communication related to student academic learning.

3.1(d): Develop and sustain a mutually supportive and trusting relationship with the HTRS community.

Guiding Priority IV: Curriculum, Instruction, and Assessment

Objective: To increase student achievement for overall success through a guaranteed and viable curriculum, effective instruction, and assessments.

Strategy 4.1: Ensure all staff and students are equipped with effective technology and the training to utilize in an efficient manner

Performance Indicators

4.1(a) Ensure equitable access to technology resources for staff and students.

4.1(b) Identify, implement, support, and train staff to utilize applications and resources to enhance the integration of technology into instruction and learning.

4.1(c) Integrate technology into instruction and curriculum to support learning and the use of technology.

4.1(d) Evaluate the success of the Technology Program and Services.

Strategy 4.2: Cultivate a positive learning culture for staff and administrators through an organized and purposeful professional development plan to support skills, knowledge, and application of instruction.

Performance Indicators

4.2(a) Develop a Teacher Professional Development Plan to guide training content and frequency to ensure staff is engaged in purposeful learning to support instruction and student achievement.

4.2(b) Utilize mandatory staff meetings to grow collaboration centered on academic achievement, data assessment, development of formative assessments, instructional practices, and the review and alignment of curriculum, etc.

4.2(c) Equip teachers with skills to differentiate instruction to support all learners.

Strategy 4.3: To recruit, develop, and retain highly-qualified staff and leadership who possess the skills to support students in academic, personal, and social growth.

Performance Indicators

4.3(a) Cultivate a positive learning culture for staff and administrators through an organized and purposeful professional development plan and schedule to support skills, knowledge, and application of instruction.

4.3(b) Utilize a reliable process to recruit, hire, and retain people who possess and can apply effective instructional practice, knowledge, skills, and abilities.

4.3(c) Utilize an Employee On-Boarding and Mentoring Program to train, equip, and prepare new staff for success and retention.

4.3(d) Review, modify, and implement a Professional Learning Community model for staff to engage in collaborative, continuous learning to support the growth and success of student academic learning.

4.3(e) Utilize a teacher evaluation system to provide timely and authentic feedback to reinforce growth and identify opportunities to refine professional skills and knowledge.

4.3(f) Develop and sustain vertical and horizontal articulation to encourage a culture of professional collaboration of shared responsibilities for improving the quality of instruction for all students.

4.3(g) Ensure that the district is utilizing the strengths, qualifications and depth of our current staffing resources to meet the needs of quality instruction and growth of student academic learning.

Guiding Priority V: District Resources

Objective: Provide a safe, and well-maintained environment conducive to student academic learning.

Strategy 5.1: Address short- and long-term facility and grounds needs to support the growth of enrollment and maintenance of facilities.

Performance Indicators

5.1(a) Create/appoint a district/community committee to report to the superintendent identified areas of growth and maintenance and upkeep of all district facilities and grounds.

5.1(b) Develop and implement a Master Plan to address short and long-term facility and grounds needs to support the maintenance of facilities.

5.1(c) Secure finance resources for construction and/or renovation projects for facilities including, but not limited to grants, bond referendums, private funding, tax levies, etc.

2017
Indemnification and Liability Insurance

In addition to circumstances where it is obligated to provide indemnity or procure insurance, the school board has broad authority to purchase insurance or otherwise indemnify school board members, officers, employees, or agents of the school district. The school board will purchase liability insurance and provide indemnification at its discretion and review its current coverages and indemnification obligations when it deems appropriate.

In the event the school district's current insurance, indemnification agreements, contract obligations, or other promises to indemnify do not cover a situation which the school board can agree to cover, the school board may authorize indemnification. The school board may elect to indemnify any board member, officer, agent, or employee if he or she is a party or is threatened to be made a party in any pending or completed suit, proceeding, or any other action, whether criminal, civil, administrative, or investigative, if the individual is involved because of current or past service on the board, employment, or agency relationship with the school district. However, the indemnification and defense will only be considered if such person acted in good faith and in a manner he or she reasonably believed to be in the best interests or not opposed to the best interests of the school district, including in a criminal proceeding if he or she had no reasonable cause to believe the conduct was unlawful.

In circumstances involving employees, the board delegates to the Superintendent the authority to provide the indemnification to the extent the Superintendent is authorized to procure legal services, as long as the indemnification is otherwise consistent with the authority granted under the law.

Reviewed on: September 16, 2019

Adopted on: October 14, 2019

3051

Opioid Overdose Prevention and Response

The district will maintain an opioid antagonist in its schools, specifically naloxone, otherwise known by its brand name Narcan. Pursuant to Nebraska law and the Naloxone Standing Order issued by the Nebraska DHHS, Division of Public Health, the board will permit school nurses, trained school staff, or other individuals qualified by law to administer naloxone to any person at school or a school event displaying symptoms of an opioid overdose.

This policy shall not create a duty on the part of the school district and/or its personnel to administer naloxone. School representatives will not administer naloxone under the following circumstances:

- a. Naloxone is not available during the overdose emergency;
- b. There is no individual available who is qualified to administer naloxone; or
- c. School representatives are uncertain as to whether an opioid overdose is occurring.

Nothing in this policy is intended to regulate, restrict or otherwise deter a law enforcement officer, emergency medical technician, volunteer fire fighter, licensed medical professional or other authorized individual from administering his/her own supply of naloxone when responding in good faith to a suspected drug overdose occurring on school district property or at a school-sponsored event.

Procurement and Storage. The superintendent, in consultation with the school's nursing staff, will make the necessary arrangements to obtain naloxone. The naloxone will be stored unlocked in the nurses' office(s). The superintendent, in consultation with the school's nursing staff, will reorder naloxone.

Naloxone that is nearing its expiration date will be replaced. The school nurse shall maintain a log of naloxone supplies consistent with the district's practices for logging other medications.

Training. Licensed health care professionals and school resource officers employed on the high school and middle school levels shall all complete an approved naloxone training prior to carrying and/or administering naloxone. Other school staff members may be trained as determined by the administration. Once trained, staff members shall

review the DHHS standing order and applicable naloxone administration protocols as needed.

Recordkeeping and Reporting. Any individual who administers naloxone on behalf of the school district will promptly notify the building principal and superintendent of the facts and circumstances surrounding the drug overdose incident. The administration of naloxone to any student will be documented in his/her cumulative health record. The administration of naloxone to any staff member will be documented in his/her personnel file.

Reviewed on: September 16, 2019

Adopted on: October 14, 2019

3052
Leasing Personal Property

I. Leases of Personal Property by the District

A. Applicability of this policy.

Leases of personal property using any federal funds, whether those funds are derived directly from the federal government (e.g. award of a federal grant) or are derived by pass-through awards from the Nebraska Department of Education (e.g. special education funds, school lunch funds, Title I funds) are subject to the policy on Purchasing and Procurement with Federal Funds, which is found elsewhere in this section.

This policy applies to all other leases of personal property made by the school district other than construction, remodeling, repair and site improvements.

B. General Leasing Policy

1. The school district's budget shall be the guide for all leases of personal property. Any leases of personal property must be approved by the board or superintendent.
2. The board intends to lease competitively, whenever possible, without prejudice and to seek maximum educational value for every dollar expended.
3. The leasing of equipment and other goods shall be centralized in the administration office under the supervision of the superintendent of schools, who shall be responsible for developing and administering the leasing program of the school district.
4. Leases of personal property or commitments of district funds that are not authorized by this policy will be the responsibility of the person making the commitment.
5. No board member, employee, volunteer, parent-teacher organization, or other individual or entity may use a school district account, its tax identification number, or its tax exemption to make personal leases of any kind or for any reason.

C. Leasing Procedures

1. School personnel must secure the approval of the board or superintendent before entering into a lease for personal property.
2. For lease of more than \$10,000 the district will secure written quotes and/or estimates from a reasonable number of vendors. The district will lease from a responsible vendor with the lowest price unless the board approves the lease from the more expensive vendor.

D. Relations with Vendors

1. The board wishes to maintain good working relations with vendors who lease equipment, goods, and other personal property to the school system. The school shall not extend favoritism to any vendors. Each lease shall be entered into on the basis of quality, price and delivery, with past experiences being a factor if all other considerations are equal.
2. No lease shall be made that violates any conflict of interest policy or law.
3. The board believes in patronizing local businesses. Consequently, when proposals are judged to be equal in terms of quality, price, and/or service, the lease will be awarded to the firm that is located within the district. However, the board will not sacrifice either quality or economy to patronize local businesses.

II. Lease of District-Owned Personal Property to Others

A. Personal Property Valued at No More Than \$10,000

If the Superintendent determines that any personal property that is owned by the school district and has a fair market value of no more than \$10,000 is not needed for school district use, the Superintendent may enter into a lease agreement for a period no longer than the period of time during which such property is not needed for school purposes and in no event longer than 30 days. The Superintendent is authorized to determine the terms and conditions of the lease of this district-owned personal property, provided

however that Superintendent will avoid leasing such personal property at a rate that is significantly lower than the fair market value for comparable rentals of similar personal property. At Superintendent's discretion, Superintendent may require lessors of this district-owned personal property to furnish property and liability insurance covering lessors use of such property.

B. Personal Property Valued in Excess of \$10,000

If the board of education determines that any personal property that is owned by the school district and has a fair market value of at least \$10,000 is not needed for school district use, the board may lease such property, or portion thereof, upon such terms and conditions as it determines.

Reviewed on: September 16, 2019

Adopted on: October 14, 2019

3054 Law Enforcement Unit

The board is committed to providing a safe environment conducive to learning for members of the school community. In furtherance of this commitment, the board designates Richardson County Sheriff's Department to act as the district's Law Enforcement Unit.

Authority of the Law Enforcement Unit. The law enforcement unit is officially authorized to:

- Enforce any local, State, or Federal law, or refer to appropriate authorities a matter for enforcement of any local, State, or Federal law against; *and*
- Maintain the physical security and safety of the district

In maintaining the physical security and safety of the district, the law enforcement unit may employ surveillance or other safety or security equipment in compliance with state and federal law. The law enforcement unit is responsible for the maintenance and security of any such equipment.

Records of the Law Enforcement Unit. All records created and maintained by the law enforcement unit for a law enforcement purpose are considered law enforcement unit records. This would include any records produced by surveillance or other safety or security equipment employed by the law enforcement unit to maintain the physical security and safety of the district.

Law enforcement unit records must be maintained by the law enforcement unit until the unit determines the records may be destroyed. The law enforcement unit is responsible for maintaining law enforcement unit records separate and apart from the student records maintained by the district pursuant to the board's policy regarding student records.

Law enforcement unit records may only be disclosed with the authorization of the Superintendent or his/her designee. Only copies of law enforcement unit records may be disclosed, and the original must be retained by the law enforcement unit and will continue to be considered a law enforcement unit record.

Reviewed on: September 16, 2019

Adopted on: October 14, 2019



Sherri Edmundson <sherriedmundson@htrstitans.org>

In prep for NASB's Delegate Assembly ... Download the Advocacy Handout and select your board's rep now!

3 messages

Matt Belka <mbelka@nasbonline.org>

To: Matt Belka <mbelka@nasbonline.org>

Fri, Sep 20, 2019 at 11:36 AM

Attention all School Board Members:

Once again, this year's annual Delegate Assembly to determine NASB's 2020 legislative and leadership agenda will take place the Friday morning of the State Education Conference. In preparation for that meeting, we are supplying you with the linked **Advocacy Handout** of proposed changes to the bylaws, standing positions and legislative resolutions, to be approved by you at the Delegate Assembly.

http://nasb.envisiams.com/docs/default-source/advocacy/2019-advocacy-handout-for-the-da.pdf?sfvrsn=da5aba4d_2

So what do you and your board need to know/do now?

- Review the Advocacy Handout located above and on the Government Relations page of the NASB website: <http://members.nasbonline.org/index.php/government-relations>
- Select your Delegate
- Mark who that individual will be within their State Education Conference registration
 - *Note: to be a Board eligible for the Board of Excellence Award, you must have a representative at Delegate Assembly*
 - *While any board member is welcome to attend the Delegate Assembly, each board must select one member as the voting delegate*

Delegate Assembly will take place at 8:00 AM, the Friday morning of the State Education Conference, November 22nd at the CHI Health Center – downtown Omaha.

The overall engagement from you, Nebraska's 1,700 locally elected school board members was incredible this past Legislative Session, and we look forward to even more engagement in the coming years! Your participation in every step of the process truly shows, and is making a difference!

Please let us know what additional questions you may have, and we look forward to seeing you in November, if not before ...

Matt, Colby & John

HUMBOLDT TABLE ROCK STEINAUER SCHOOL DISTRICT

<u>YEAR</u>	<u>NUMBER NO. OF CLAIMS</u>	<u>DOLLAR VALUE OF CLAIMS</u>	<u>EXPERIENCE MODIFIER</u>	
2001-2002	1	\$329.11	0.81	
2002-2003	4	\$6,799.78	0.78	
2003-2004	0	\$0.00	0.80	
2004-2005	7	\$321.10	1.19	
2005-2006	4	\$1,406.37	0.97	
2006-2007	6	\$329.95	0.98	
2007-2008	5	\$2,721.92	0.84	
2008-2009	7	\$2,294.03	0.84	
2009-2010	3	\$17,843.99	0.86	
2010-2011	3	\$466.48	0.85	
2011-2012	6	\$208.59	0.95	
2012-2013	4	\$44,085.85	0.92	
2013-2014	8	\$79,151.91	0.89	
2014-2015	2	\$45,790.72	0.90	<u>Premiums</u>
2015-2016	3	\$7,965.67	1.32	47,934 + 9167 57,101 premium
2016-2017	0	\$0.00	1.55	60,507
2017-2018	0	\$0.00	1.34	57,249
2018-2019	0	\$0.00	0.99	41,898 - 4396 div. 37,502
2019-2020	<u>0</u>	<u>\$0.00</u>	0.76	26,325 - 5513 div. 20,812
TOTAL	63	\$209,715.47		

Preschool Fees

If families qualify for free or reduced lunches, they will also qualify for reduced tuition. The application is available in the newsletter or office.

Tuition Payments (does not include lunch fees)



{ 4 years old leaving at 11:00 (no charge for tuition)

{ 4 years old leaving at 11:45 after eating lunch (no charge for tuition)

4 years old leaving at 3:30 (\$7.00 per day, reduced \$5.25)

{ 3 years old leaving at 11:00 (\$7.00 per day, reduced \$5.25) *free*

{ 3 years old leaving at 11:45 after eating lunch (\$7.00 per day, reduced \$5.25)

3 years old leaving at 3:30 (\$14.00 per day, reduced \$10.50)

Afternoon students 12:30-3:30 (\$7.00 per day, reduced \$5.25)

A preschool child with a disability who is eligible to receive special education and related services and his or her parents are entitled to all the rights and protections guaranteed under Part B of the IDEA and its implementing regulations in 34 CFR Part 300. One of these guaranteed rights is the right to be educated in the LRE in accordance with section 612(a)(5) of the IDEA and 34 CFR §§300.114 through 300.118.

*now - PK-E - 16 all day every day - includes Head Start
PK-D - 15 - 9 all day every day*

344-yr-olds in both classes - 16

*16
x \$7
x 180 days
\$20,160 if all were full pay*



Sherry Edmundson <sherriedmundson@htrstitans.org>

ESU 4 Board Night

1 message

Gregg Robke <grobke@esu4.net>

Reply-To: grobke@esu4.net

To: ESU4supts <esu4supts@esu4.net>

Fri, Sep 27, 2019 at 9:47 AM

All,

After sifting through your responses, the ESU 4 team has decided to host a board night on Nov. 13, 2019. I have created a simple form for you to fill out the number of people attending. We would need to have numbers by Nov. 1. I'm planning to invite Senator Julie Slama and/or NDE board representative for the region, Pat Timm. The evening will begin with supper at 6 PM and end at approximately 8 PM. A more detailed agenda will be shared once I have confirmed our guest(s).

Please take a moment to [complete the registration](#).

Thanks,

Gregg Robke
Administrator of ESU 4

Auburn, NE

402.414.3099



You received this message because you are subscribed to the Google Groups "ESU4supts" group.

To unsubscribe from this group and stop receiving emails from it, send an email to esu4supts+unsubscribe@esu4.net.

To view this discussion on the web visit <https://groups.google.com/a/esu4.net/d/msgid/esu4supts/CAKwxL8LZdD3g58rdMzRU3Y3KSdqTRkOvjW2-SfsEPOJTSmvGA%40mail.gmail.com>.

Valuation Adjustments

County	Budgeted 9/1	Adjusted 10/8	Difference
Johnson	17,502,192	17,846,923	344,731
Nemaha	99,201,597	101,758,835	2,557,238
Pawnee	171,598,933	170,121,635	(1,477,298)
Richardson	521,114,973	541,510,450	20,395,477
	\$ 809,417,695	\$ 831,237,843	\$ 21,820,148

County will use property tax dollars requested to set the tax rate, so...
the tax rates in Johnson, Nemaha & Richardson Counties should
decrease slightly because of valuation increases
However, Pawnee County tax rate will increase slightly because
valuations decreased

FYI - Pawnee City levied 98.3867 cents, HTRS levied 73 cents.

NE Dept. of Revenue Property Assessment Division -- 2019 CERTIFIED SCHOOL ADJUSTED VALUE REPORT, pursuant to Neb. Rev. Stat. 79-1016
2019 Adjusted Value by "SCHOOL SYSTEM", for use in 2020-2021 state aid calculations
BY SCHOOL SYSTEM
OCTOBER 8, 2019
 DO NOT USE THIS REPORT FOR LEVY SETTING PURPOSES

County Name		Base school name		Class		Unif/LC		System Class : 3																																																																									
49	JOHNSON	HUMBOLDT TABLE RK STEINAUER 70	HUMBOLDT TABLE RK STEINAUER 70	3	74-0070	U/L	U/L																																																																										
<table border="1"> <thead> <tr> <th>2019</th> <th>Personal Property</th> <th>Centrally Assessed Pers. Prop.</th> <th>Residential Real Prop.</th> <th>Comm. & Indust. Real Prop.</th> <th>Ag-Bldgs, Farm site, & Non-AgLand</th> <th>Agric. Land</th> <th>Mineral</th> <th>2019 Totals UNADJUSTED</th> </tr> </thead> <tbody> <tr> <td>Unadjusted Value ==>>></td> <td>118,293</td> <td>494,667</td> <td>1,426,938</td> <td>221,260</td> <td>328,703</td> <td>12,271,312</td> <td>0</td> <td>17,502,192</td> </tr> <tr> <td>Level of Value ==>>></td> <td></td> <td>95.68</td> <td>97.00</td> <td>96.00</td> <td></td> <td>70.00</td> <td></td> <td></td> </tr> <tr> <td>Factor</td> <td></td> <td>0.00334448</td> <td>-0.01030928</td> <td>0</td> <td>0</td> <td>0.02857143</td> <td>350.609</td> <td></td> </tr> <tr> <td>Adjustment Amount ==></td> <td></td> <td>8.833</td> <td>-14,711</td> <td>0</td> <td>0</td> <td>0</td> <td>0</td> <td></td> </tr> <tr> <td>* TIF Base Value</td> <td></td> <td></td> <td>0</td> <td></td> <td></td> <td></td> <td></td> <td></td> </tr> <tr> <td>49 Cnty's adjust. value==></td> <td>118,293</td> <td>494,667</td> <td>1,412,227</td> <td>221,260</td> <td>328,703</td> <td>12,621,921</td> <td>0</td> <td>17,846,923</td> </tr> <tr> <td>In this base school</td> <td></td> <td></td> <td></td> <td></td> <td></td> <td></td> <td></td> <td></td> </tr> </tbody> </table>										2019	Personal Property	Centrally Assessed Pers. Prop.	Residential Real Prop.	Comm. & Indust. Real Prop.	Ag-Bldgs, Farm site, & Non-AgLand	Agric. Land	Mineral	2019 Totals UNADJUSTED	Unadjusted Value ==>>>	118,293	494,667	1,426,938	221,260	328,703	12,271,312	0	17,502,192	Level of Value ==>>>		95.68	97.00	96.00		70.00			Factor		0.00334448	-0.01030928	0	0	0.02857143	350.609		Adjustment Amount ==>		8.833	-14,711	0	0	0	0		* TIF Base Value			0						49 Cnty's adjust. value==>	118,293	494,667	1,412,227	221,260	328,703	12,621,921	0	17,846,923	In this base school								
2019	Personal Property	Centrally Assessed Pers. Prop.	Residential Real Prop.	Comm. & Indust. Real Prop.	Ag-Bldgs, Farm site, & Non-AgLand	Agric. Land	Mineral	2019 Totals UNADJUSTED																																																																									
Unadjusted Value ==>>>	118,293	494,667	1,426,938	221,260	328,703	12,271,312	0	17,502,192																																																																									
Level of Value ==>>>		95.68	97.00	96.00		70.00																																																																											
Factor		0.00334448	-0.01030928	0	0	0.02857143	350.609																																																																										
Adjustment Amount ==>		8.833	-14,711	0	0	0	0																																																																										
* TIF Base Value			0																																																																														
49 Cnty's adjust. value==>	118,293	494,667	1,412,227	221,260	328,703	12,621,921	0	17,846,923																																																																									
In this base school																																																																																	
64	NEMAHA	HUMBOLDT TABLE RK STEINAUER 70	HUMBOLDT TABLE RK STEINAUER 70	3	74-0070	U/L	U/L																																																																										
<table border="1"> <thead> <tr> <th>2019</th> <th>Personal Property</th> <th>Centrally Assessed Pers. Prop.</th> <th>Residential Real Prop.</th> <th>Comm. & Indust. Real Prop.</th> <th>Ag-Bldgs, Farm site, & Non-AgLand</th> <th>Agric. Land</th> <th>Mineral</th> <th>2019 Totals UNADJUSTED</th> </tr> </thead> <tbody> <tr> <td>Unadjusted Value ==>>></td> <td>2,211,952</td> <td>678,206</td> <td>10,333,450</td> <td>344,324</td> <td>2,678,082</td> <td>81,656,092</td> <td>0</td> <td>99,201,597</td> </tr> <tr> <td>Level of Value ==>>></td> <td></td> <td>95.68</td> <td>94.00</td> <td>96.00</td> <td></td> <td>70.00</td> <td></td> <td></td> </tr> <tr> <td>Factor</td> <td></td> <td>0.00334448</td> <td>0.02127660</td> <td>0</td> <td>0</td> <td>0.02857143</td> <td>2,333.031</td> <td></td> </tr> <tr> <td>Adjustment Amount ==></td> <td></td> <td>4,346</td> <td>219,861</td> <td>0</td> <td>0</td> <td>0</td> <td>0</td> <td></td> </tr> <tr> <td>* TIF Base Value</td> <td></td> <td></td> <td>0</td> <td></td> <td></td> <td></td> <td></td> <td></td> </tr> <tr> <td>64 Cnty's adjust. value==></td> <td>2,211,952</td> <td>678,206</td> <td>10,553,311</td> <td>344,324</td> <td>2,678,082</td> <td>83,989,123</td> <td>0</td> <td>101,758,835</td> </tr> <tr> <td>In this base school</td> <td></td> <td></td> <td></td> <td></td> <td></td> <td></td> <td></td> <td></td> </tr> </tbody> </table>										2019	Personal Property	Centrally Assessed Pers. Prop.	Residential Real Prop.	Comm. & Indust. Real Prop.	Ag-Bldgs, Farm site, & Non-AgLand	Agric. Land	Mineral	2019 Totals UNADJUSTED	Unadjusted Value ==>>>	2,211,952	678,206	10,333,450	344,324	2,678,082	81,656,092	0	99,201,597	Level of Value ==>>>		95.68	94.00	96.00		70.00			Factor		0.00334448	0.02127660	0	0	0.02857143	2,333.031		Adjustment Amount ==>		4,346	219,861	0	0	0	0		* TIF Base Value			0						64 Cnty's adjust. value==>	2,211,952	678,206	10,553,311	344,324	2,678,082	83,989,123	0	101,758,835	In this base school								
2019	Personal Property	Centrally Assessed Pers. Prop.	Residential Real Prop.	Comm. & Indust. Real Prop.	Ag-Bldgs, Farm site, & Non-AgLand	Agric. Land	Mineral	2019 Totals UNADJUSTED																																																																									
Unadjusted Value ==>>>	2,211,952	678,206	10,333,450	344,324	2,678,082	81,656,092	0	99,201,597																																																																									
Level of Value ==>>>		95.68	94.00	96.00		70.00																																																																											
Factor		0.00334448	0.02127660	0	0	0.02857143	2,333.031																																																																										
Adjustment Amount ==>		4,346	219,861	0	0	0	0																																																																										
* TIF Base Value			0																																																																														
64 Cnty's adjust. value==>	2,211,952	678,206	10,553,311	344,324	2,678,082	83,989,123	0	101,758,835																																																																									
In this base school																																																																																	
67	PAWNEE	HUMBOLDT TABLE RK STEINAUER 70	HUMBOLDT TABLE RK STEINAUER 70	3	74-0070	U/L	U/L																																																																										
<table border="1"> <thead> <tr> <th>2019</th> <th>Personal Property</th> <th>Centrally Assessed Pers. Prop.</th> <th>Residential Real Prop.</th> <th>Comm. & Indust. Real Prop.</th> <th>Ag-Bldgs, Farm site, & Non-AgLand</th> <th>Agric. Land</th> <th>Mineral</th> <th>2019 Totals UNADJUSTED</th> </tr> </thead> <tbody> <tr> <td>Unadjusted Value ==>>></td> <td>2,514,705</td> <td>3,192,591</td> <td>20,074,775</td> <td>1,710,010</td> <td>4,333,275</td> <td>126,507,530</td> <td>0</td> <td>171,598,933</td> </tr> <tr> <td>Level of Value ==>>></td> <td></td> <td>95.68</td> <td>95.00</td> <td>96.00</td> <td></td> <td>73.00</td> <td></td> <td></td> </tr> <tr> <td>Factor</td> <td></td> <td>0.00334448</td> <td>0.01052632</td> <td>0</td> <td>0</td> <td>-0.01369863</td> <td>-1,732.980</td> <td></td> </tr> <tr> <td>Adjustment Amount ==></td> <td></td> <td>44,368</td> <td>211,314</td> <td>0</td> <td>0</td> <td>0</td> <td>0</td> <td></td> </tr> <tr> <td>* TIF Base Value</td> <td></td> <td></td> <td>0</td> <td></td> <td></td> <td></td> <td></td> <td></td> </tr> <tr> <td>67 Cnty's adjust. value==></td> <td>2,514,705</td> <td>3,192,591</td> <td>20,286,089</td> <td>1,710,010</td> <td>4,333,275</td> <td>124,774,550</td> <td>0</td> <td>170,121,635</td> </tr> <tr> <td>In this base school</td> <td></td> <td></td> <td></td> <td></td> <td></td> <td></td> <td></td> <td></td> </tr> </tbody> </table>										2019	Personal Property	Centrally Assessed Pers. Prop.	Residential Real Prop.	Comm. & Indust. Real Prop.	Ag-Bldgs, Farm site, & Non-AgLand	Agric. Land	Mineral	2019 Totals UNADJUSTED	Unadjusted Value ==>>>	2,514,705	3,192,591	20,074,775	1,710,010	4,333,275	126,507,530	0	171,598,933	Level of Value ==>>>		95.68	95.00	96.00		73.00			Factor		0.00334448	0.01052632	0	0	-0.01369863	-1,732.980		Adjustment Amount ==>		44,368	211,314	0	0	0	0		* TIF Base Value			0						67 Cnty's adjust. value==>	2,514,705	3,192,591	20,286,089	1,710,010	4,333,275	124,774,550	0	170,121,635	In this base school								
2019	Personal Property	Centrally Assessed Pers. Prop.	Residential Real Prop.	Comm. & Indust. Real Prop.	Ag-Bldgs, Farm site, & Non-AgLand	Agric. Land	Mineral	2019 Totals UNADJUSTED																																																																									
Unadjusted Value ==>>>	2,514,705	3,192,591	20,074,775	1,710,010	4,333,275	126,507,530	0	171,598,933																																																																									
Level of Value ==>>>		95.68	95.00	96.00		73.00																																																																											
Factor		0.00334448	0.01052632	0	0	-0.01369863	-1,732.980																																																																										
Adjustment Amount ==>		44,368	211,314	0	0	0	0																																																																										
* TIF Base Value			0																																																																														
67 Cnty's adjust. value==>	2,514,705	3,192,591	20,286,089	1,710,010	4,333,275	124,774,550	0	170,121,635																																																																									
In this base school																																																																																	

*TIF = Tax Increment Financing: TIF Base value is included in the taxable value, however it must remain unadjusted, therefore it is backed out prior to calculating the adjustment amount & then added back to the total adjusted school value. TIF Excess Value is never included in the taxable value for schools.
 Factors rounded for display. Agland adjusted to 72%, other real property adjusted to 96%.
 SCHOOL SYSTEM : 74-0070 HUMBOLDT TABLE RK STEINAUER · OCTOBER 8, 2019

October 10, 2020

HTRS Public School
Board of Education
810 Central Avenue
Humboldt, NE 68376

Dear Negotiations Committee:

The HTRS Education Association requests that the school board of the HTRS Public Schools take action to recognize HTRS Education Association as exclusive bargaining agent for the district's non-supervisory certificated staff for the 2020-21 contract year.

Please direct your response to the undersigned.

Sincerely,

A handwritten signature in cursive script that reads "Brad Catlin".

Brad Catlin
HTRSEA President
HTRS Education Association