



**REGULAR MEETING OF THE BOARD OF EDUCATION
LYONS TOWNSHIP HIGH SCHOOL DISTRICT 204**

**Room 103-104
100 South Brainard Avenue
La Grange, Illinois 60525
Monday, April 17, 2023 - 7:30 PM**

A G E N D A

**PLEASE NOTE CLOSED SESSION WILL BEGIN AT 6:30 PM and
OPEN SESSION WILL BEGIN AT 7:30PM**

I. OPENING & ROLL CALL

II. AGENDA APPROVAL/ORDER OF BUSINESS

4

III. CLOSED SESSION

The appointment, employment, compensation, discipline, performance, or dismissal of specific employees, specific individuals who serve as independent contractors in a park, recreational, or educational setting, or specific volunteers of the public body or legal counsel for the public body, including hearing testimony on a complaint lodged against an employee, a specific individual who serves as an independent contractor in a park, recreational, or educational setting, or a volunteer of the public body or against legal counsel for the public body to determine its validity. 5 ILCS 120/2(c)(1)

Collective negotiating matters between the District and its employees or their representatives, or deliberations concerning salary schedules for one or more classes of employees 5 ILCS 120/2(c)(2)

IV. OPEN SESSION & PLEDGE

V. PUBLIC HEARING

Public Hearing on the Lyons Township High School District 204 FY 23 Amended Budget

5

VI. PUBLIC PARTICIPATION

VII. STUDENT REPRESENTATIVE TO THE BOARD OF EDUCATION REPORT
(Matthew Walsh)

VIII. SUPERINTENDENT'S DISTRICT REPORT

- A. Miscellaneous
- B. Monthly FOIA Report

IX. UNFINISHED BUSINESS

- A. Action
 - 1. Summer Workshop Proposals (Second Reading)

6

X. NEW BUSINESS

A. Action

1. Notice to Remedy (Katherine Karubas) 64
2. Senior Honors Day Declaration Class of 2023 64
3. Additional Textbook Change Requests (First Reading) 65
4. Approval of the FY2023 Amended Budget 73
5. Amended Superintendent Contract (Dr. Waterman) 2023-2028
6. Negotiated Agreement between the Board of Education of Lyons Township High School District 204 and the Lyons Township High School Education Association 2023-2028

B. Information

1. 2023 Summer Reading List 108

XI. CONSENT AGENDA

A. Payment of Bills and Financial Statements

1. Lyons Township High School - Approval is requested for payment of bills within various funds 112
2. Lyons Township High School - The financial statement for the month ending March 31, 2023, is presented for Board Approval 113
3. La Grange Area Department of Special Education (LADSE) - Approval is requested for payment of bills within various funds 116
4. La Grange Area Department of Special Education (LADSE) - The financial statement for month ending March 31, 2023, is presented for Board approval 119

B. Human Resources

1. LTHS Certified and/or Classified Staff Employment Recommendations
2. LADSE Staff Employment Recommendations
3. 2023-2024 Salaries
 - a. Administrators
 - b. Classified/Non-Contractual Employees
 - c. Classified/Non-Contractual Supervisors
4. Stipend Committee Recommendations 164

C. Resolution of Appointment to Dupage Area Occupational Education System (DAOES) Board of Directors for 2023-2024 166

D. Minutes

1. Regular Action Meeting - March 20, 2023 (open and closed session)
2. Committee of the Whole Meeting - April 3, 2023

E. Overnight Student Travel

1. LT Robotics Team - VEX Robotics World Championship, Dallas, Texas, April 24-28, 2023 (B. Saunders & M. Van Diepen) 167
2. Mexico Immersion/Study Trip - Cuernavaca, Mexico, March 15-30, 2024 (J. Gregie E Acuna) 172
3. Girls Basketball (Varsity Level) - Indiana University Summer Camp, June 23-24, 2023 (M. Hutchens) 179

XII. PUBLIC PARTICIPATION

XIII. ADJOURNMENT

BY ORDER OF
KARI DILLON, PRESIDENT
LYONS TOWNSHIP HIGH SCHOOL DISTRICT 204

100 SOUTH BRAINARD AVENUE
LA GRANGE, IL 60525

To: Board of Education
From: Brian Waterman
Date: April 17, 2023
Re: Agenda Approval/Order of Business

Suggested Motion

. . . that the Board of Education approves the agenda as presented.

PUBLIC NOTICES

evaluated, and the top three qualified firms will be ranked for the purpose of negotiating a contract. Presentations will not be required for this project.

(Published in Lemont Suburban Life March 3, 10, 2023)2059003

**PUBLIC NOTICE
LEGAL NOTICE /
PUBLIC NOTICE**

Notice is Hereby Given by the Board of Education of District Number 204, in the County of Cook, State of Illinois, that the tentative amended budget for School District 204 for the fiscal year beginning July 1, 2022 and ending on June 30, 2023 will be on file and conveniently available for public inspection at 100 South Brainard, LaGrange, IL, in this School District after 8:00 a.m. CDST, on the 9th day of March, 2023.

Notice is Further Hereby Given that a public hearing on said amended budget will be held at 7:30 p.m., CDST, on the 17th day of April, 2023 at LaGrange, IL in this School District Number 204, Board Conference Room 103, 100 South Brainard, LaGrange, IL.

/s/ Michael Thomas
Secretary, Board of
Education

Lyons Township High School
District Number 204
March 9, 2023

(Published in LaGrange Suburban Life March 9, 2023) 2060744

ASSUMED NAME

**PUBLIC NOTICE
Legal Notice**

Notice is hereby given, pursuant to "An Act in relation to the use of an Assumed Business Name in the conduct or transaction of Business in the State," as amended, that a certification was registered by the undersigned with the County Clerk of Cook County.

Registration Number:
Y23010214
on February 23, 2023
Under the Assumed
Business Name of

**GNG TOWING CASH
FOR JUNK CARS**

with the business located at:
3705 WEST ARMITAGE
AVENUE,
CHICAGO, IL 60647

The true and real full name(s) and residence address of the owner(s)/ partner(s) is:

Owner/Partner Full Name
MIGUEL GOMEZ
Complete Address
340 N HARDING AVE
CHICAGO, IL 60624
USA

(Published in LaGrange Suburban Life March 2, 9, 16, 2023) 2059817

- BUY IT!
- SELL IT!
- FIND IT!

ILLINOIS PUBLIC NOTICES NOW FREE ONLINE!

assessments | budgets | schools | taxes
franchises | leases | adoptions | utilities

www.illinoispublicnotices.com

A free service provided by members of the Illinois Public Association

PUBLIC NOTICES

PUBLIC NOTICE

LEGAL NOTICE/PUBLIC NOTICE

UCP Seguin is soliciting bids for replacement of an outdoor wheelchair lift in one of our residential homes located in the City of Berwyn.

Complete Bid Packet can be obtained by contacting Inga Sandoval at: lsandoval@ucpseguin.org. Pre-bid site inspection is mandatory, and is scheduled to occur by appointment only. Please contact Inga Sandoval at (708) 222-5641 to schedule an appointment. Bid Deadline is 10 am on 4/7/23

This is a Federally-Funded (Community Development Block Grant) Project and is subject to all applicable Federal rules, regulations and guidelines, including but not limited to payment of Prevailing Wage.

MBE and WBE contractors are encouraged to bid on this project

(Published in Berwyn Suburban Life March 9, 2023) 2061308

PUBLIC NOTICES

PUBLIC NOTICES

PUBLIC NOTICE

REQUEST FOR PROPOSALS

**VILLAGE OF BERKELEY
DEPARTMENT OF PUBLIC WORKS**

RFP NO. 2023-02

The Village of Berkeley ("Village") is accepting proposals for Water Main Lining Services along Taff Ave. (State Route) from Electric Ave. on the north to Butterfield Road on the south running along the west side curb line.

The Request for Proposals, including Specifications and Contract Documents, may be obtained beginning Friday, March 10th, 2023 in PDF format at the City's website: www.berkeley.il.us.

Each bid must be placed in a sealed opaque envelope containing the name of the bidder and marked "Sealed Bid: Water Main Lining Services" and addressed to the Village of Berkeley, 5819 Electric Avenue, Berkeley, IL 60163, Attention: Jim Marino. Bids will be received until 2 P.M. on Wednesday, March 29th, 2023, at which time the bid proposals will be publicly opened and read aloud in the Bicentennial Room, located at Village Hall, 5819 Electric Avenue, Berkeley, IL 60163.

All questions must be submitted in writing to Joe Wagner, jwagner@berkeley.il.us, not later than 12 P.M. on Thursday, March 16th, 2023.

Review of proposals and acceptance or rejection of proposals shall be governed by the terms of the Request for Proposals.

DATED this 10th day of March, 2023.

VILLAGE OF BERKELEY

By: Rudy Espiritu, Village Administrator

(Published in LaGrange Suburban Life March 9, 2023) 2060149

PUBLIC NOTICES

PUBLIC NOTICES

PUBLIC NOTICE

**SECTION 1
NOTICE TO BIDDERS**

VILLAGE OF LA GRANGE PARK

Notice is hereby given by the President and Board of Trustees of the Village of La Grange Park, Illinois that bid proposals will be received for the following project:

PARK ROAD WATERMAIN REPLACEMENT PROJECT

The improvements to be completed as part of this project are located between Ogden Avenue and Harding Avenue within the parkway of Park Road, and on Richmond Avenue between Park Rd. and Brainard Avenue in the Village of La Grange Park. The scope of work includes the work necessary to install new 10" and 8" watermain, remove and replace disturbed curb and gutter, sidewalks, driveways, hot-mix asphalt surface removal and patching, restoration of services, and all other appurtenant work thereto.

The contractor shall be paid in cash for the work to be performed on this project.

Bidding documents, consisting of the bid proposal, project specifications, and project plans are available at the offices of Edwin Hancock Engineering Co. 9933 Roosevelt Road, Westchester, Illinois, upon payment of a non-refundable charge of Thirty Dollars (\$30.00) per set of bidding documents until 4:00 PM on Monday, March 20th, 2023. Bid proposals must be submitted on the forms provided.

Sealed bids will be received up to the hour of 10:00 A.M. on Thursday, the 23rd day of March 2023, at the Village Clerk's Office, in the Village Hall, 447 North Catherine, La Grange Park, Illinois. All sealed bids received shall be clearly labeled "PARK ROAD, WATERMAIN REPLACEMENT PROJECT" and will be publicly opened and read at that time.

All bid proposals offered must be accompanied by a bid bond in an amount not less than Ten Percent (10%) of the total amount of the bid or a cashier's check or certified check, made payable to the Order of the President and Board of Trustees of the Village of LaGrange Park, as a guarantee that if the bid proposal is accepted, a contract will be entered into and the performance of the contract properly secured. No bid proposal shall be considered unless accompanied by such bid bond or check.

The Contractor and Subcontractor shall comply with all regulations issued pursuant to Prevailing Wage Act (820 ILCS 130), and other applicable Federal Laws and regulations pertaining to labor standards.

The award of a Contract will be made within forty-five (45) days following the date of the opening of bids. The Village of La Grange Park reserves the right to waive technicalities and to reject any/all bids.

Dated at La Grange Park, this 9th day of March, 2023.

President and Board of Trustees

PUBLIC NOTICES

PUB NOTICE

VILLA

TARGET - K

GENERAL

I. TIME AND PLACE

Proposals for the im be received at the offi of the Village of Lemo 16680 New Avenue 9:00 a.m., March 2 opened and read at ti

II. DESCRIPTION O

removal of an existin installation of a new generator set; a new miscellaneous electri transfer of existing r service entrance rak existing SCADA systi box enclosure; terr existing cabinet for ti box enclosure; and r a complete and op system.

III. INSTRUCTIONS I

A. All work will be in Specifications for R dated January 1, Development Ordina latest edition, as a conformance with al of the Village of Lem

B. Plans and prog download only for Engineering website, "Bidding" tab, for \$40.00. Please con 887-8640) to obtain

Proposal forms those Proposals that with the approval of, accepted at the bid C. Only qualified C ed that they have pe of similar nature will the Engineer and sul have not previousl perform this type o submit a "Statement of previous projects i the Engineer in ord reserves the right t those Contractors de D. All Proposals m Cashier's Check, Bo Bond for not less th amount of the Bid, sections of the "Stan E. No Bid may t Proposals without i period of forty-five (of opening of Bids.

F. The Contractor v and material "Perfo of the Contract.

G. The Contractor v Wages in accordanc **IV. AWARD CRITE** This Contract will b sive and responsib with the terms an Village in the Propo issuance of Plans based upon a pre-c sole determinant of the right to determ award, to reject any technicalities.

BY ORDER OF: PRE VILLAGE OF LEMO! Charlene M. Smoll

(Published in Ler 2023)2060865

Looking for a delicious job?


Say no more. Subscribe to the classifieds for a big bite of opportunity.

Jobs.Shawlocal.com

LYONS TOWNSHIP HIGH SCHOOL

CURRICULUM OFFICE 100 S. Brainard Ave., La Grange, IL 60525-2101

Tel: (708) 579-6470 E-mail: seggerding@lths.net Website: www.lths.net



SCOTT D. EGGERDING
Director of Curriculum and Instruction

TO: Brian Waterman
Board of Education

FROM: Scott Eggerding *SE*

DATE: April 4, 2023

RE: Summer Curriculum and Program Development Workshops – Second Reading

INFORMATION:

For summer work requiring board approval of expenditure, a proposal, review and approval process is utilized involving Division Chairs, the Director of Equity and Belonging, the Director of Student Services, and the Director of Curriculum and Instruction. The approval process includes prioritized criteria, submission of proposals, individual review by the curriculum office with applicants, and Board approval of Workshops. There has been one change to the list of workshops presented at the first reading. The English Creation and Reflection class will only have one teacher in the fall, so the workshop will be postponed until next summer.

For the summer of 2023, 20 summer curriculum and program development workshops are brought forward for review and consideration. Highlights include:

- Co-Teaching training and a co-teaching workshop for teachers who will begin co-teaching in the fall.
- Cultivating Curriculum workshop for teams for teachers to create a unit of study incorporating Ghody Muhammed's five pursuits.
- 6 workshops for first year curriculum review course teams who have been a part of the yearlong review process.
- EL/Bilingual Curriculum Map Updates.
- Time to train Instructional Coaches on implementing Surface, Deep and Transfer learning.
- Time to plan professional learning for the 2023-2024 school year.
- Updating our counseling curriculum.
- Workshops based on curriculum change proposals, including:
 - Adaptive PE Leaders.
 - Medical Terminology.
 - Sustainable Urban Agriculture.
 - Earth and Space Science.
- Updates to one English class.

- Updates as required by Indiana University for Spanish III ACP.
- Updates to the AP Psychology course as necessitated by the College Board.

Proposals as presented for first reading for work to be completed during the summer of 2023 total \$101,898.00. \$61,600.50 will be paid for by Title I and Title II grants with the remainder, \$40,297.50, coming from District funds. This district amount is in line with previous years. All Curriculum Office work was earmarked to use grants. All other work will come from District funds.

All dollar amounts are estimated at the maximum potential cost using the top-end contractual hourly rate of \$40.50 and assuming all participants can attend all hours. For training, where teachers participate in sessions with a presenter, payment is \$100 per diem.

The attached history shows how the approved District cost estimates for workshops are never exceeded, with actual expenses roughly 80% of proposed costs. This would result in an estimated final expenditure of \$81,518 with District costs coming in around \$32,238. Summaries and comparisons to previous years are included for review.

RECOMMENDATION:

I recommend that the board approve the attached proposals for 2023 Summer Curriculum and Program Development Workshops as presented.

LYONS TOWNSHIP HIGH SCHOOL DISTRICT 204
Divisional/Departmental Summary
2023 Summer Workshops

DIVISION/DEPARTMENT	STAFF	DISTRICT TOTALS		
		Requested	Total	Actual
CURRICULUM & STAFF DEVELOPMENT			\$61,600.50 (G)	
• Co-Teaching	18	\$18,225.00		
• World History	11	\$6,682.50		
• Algebra I	8	\$4,860.00		
• English I	10	\$6,075.00		
• Freshman PE	7	\$4,252.50		
• Biology	8	\$4,860.00		
• US History	9	\$5,467.50		
• Instructional Coaching	10	\$6,075.00		
• Professional Learning Team	21	\$5,103.00		
EL BILINGUAL			\$2,430.00	
• EL Curriculum Maps Updates	3	\$2,430.00		
EQUITY & BELONGING			\$12,150.00	
• Cultivating Curriculum	20	\$12,150.00		
STUDENT SERVICES			\$7,290.00	
• Counseling Curriculum	18	\$7,290.00		
LANGUAGE ARTS			\$1,417.50 (D)	
• English II Accel	3	\$607.50		
FINE ARTS			\$3,037.50 (D)	
• Spanish ACP III	3	\$3,037.50		
PHYSICAL WELFARE			\$7,087.50 (D)	
• Adaptive PE	9	\$5,467.50		
• Basic Self-Defense	4	\$1,620.00		
MATH/SCIENCE			\$6,075.00 (D)	
• Medical Terminology	3	\$2,025.00		
• Sustainable Urban Agriculture	2	\$2,025.00		
• Earth & Space Science	2	\$2,025.00		
GLOBAL STUDIES			\$1,620.00 (D)	
• AP Psychology	4	\$1,620.00		
TOTALS	188	\$101,898.00	\$40,297.50 (D) \$61,600.50 (G)	

**SUMMER CURRICULUM/PROFESSIONAL WORKSHOPS
DEPARTMENTAL COSTCOMPARISON**

DEPARTMENT	2020 PROPOSED	2020 ACTUAL	2021 PROPOSED	2021 ACTUAL	2022 PROPOSED	2022 ACTUAL	2023 PROPOSED
Curriculum & Instruction	\$15,622.88 G \$0 D	\$12,495.60 G \$0 D	\$81,132.00 G \$37,240.00 D	\$63,169.44 G \$11,024.12 D	\$38,765.00 G \$0 D	\$11,490.34 G \$5,464.10 D	\$61,400.50 G \$12,150.50 D
Applied Technology	NA	NA	NA	NA	\$0 G \$2,025 D	\$0 G \$2,025 D	NA
Art	NA	NA	NA	NA	NA	NA	NA
Business Education	NA	NA	NA	NA	NA	NA	NA
Driver Education	NA	NA	NA	NA	NA	NA	NA
EL Bilingual	NA	NA	NA	NA	NA	NA	\$0 G \$2,430.00
Equity & Belonging Family and Consumer Science	NA	NA	NA	NA	NA	NA	\$0 G \$12,150.00
Language Arts	NA	\$0 G \$2,344.90 D	\$9,112.50 G \$5,265.00 D	\$4,511.00 G \$5,062.50 D	\$0 G \$3,645.00 D	\$0 G \$3,645.00 D	\$0 G \$607.50 D
Mathematics	\$0 G \$4,050.00 D	\$0 G \$3,781.60 D	\$4,050.00 G \$7,087.50 D	\$4,050.00 G \$4,320.75 D	\$6,075.00 G \$2,025.00 D	\$6,075.00 G \$2,025.00 D	NA
Music	NA	NA	NA	NA	NA	NA	NA
Physical Education & Health	\$0 G \$4,050.00 D	\$0 G \$3,490.52 D	\$0 G \$1,215.00 D	\$0 G \$1,215.00 D	\$0 G \$5,670.00 D	\$0 G \$5,352.70 D	\$0 G \$7,087.50 D
Science	\$0 G \$6,075.00 D	\$0 G \$6,075.00 D	\$0 G \$16,085.00 D	\$0 G \$13,776.50 D	\$0 G \$6,075.00 D	\$0 G \$4,225.00 D	\$0 G \$6,075.00 D
Social Studies	NA	NA	NA	NA	\$0 G \$8,910.00 D	\$0 G \$8,564.40 D	\$0 G \$1,620.00 D
Special Education	\$5,467.50 G \$0 D	\$3,435.75 G \$0 D	NA	NA	\$0 G \$3,037.50 D	\$0 G \$2,847.50 D	NA
Student Support Services	NA	NA	NA	NA	\$9,267.50 G \$0 D	\$5,654.45 G \$1,969.50 D	\$0 G \$7,290.00 D
World Language	\$0 G \$15,795.00 D	\$0 G \$8,474.10 D	NA	NA	\$0 G \$3,240.00 D	\$0 G \$3,594.75 D	\$0 G \$3,037.50 D
TOTALS	Proposed \$53,490.38	Actual \$40,097.47	Proposed \$161,187.50	Actual \$107,129.31	Proposed \$88,910.00	Actual \$58,114.49	Proposed \$101,898.00
		75% of Approved		66% of Approved		65% of Approved	
Grant cost	\$21,090.38	\$15,931.35	\$94,294.50	\$71,730.44	\$54,107.50	\$20,425.29	\$61,600.50
District cost	\$32,400.00	\$24,166.12	\$66,892.50	\$35,398.87	\$34,802.50	\$37,689.20	\$40,297.50
TOTAL	\$53,490.38	\$40,097.47	\$161,187.00	\$107,129.31	\$88,910.00	\$57,114.49	\$101,898.00

**LYONS TOWNSHIP HIGH SCHOOL DISTRICT 204
2023 SUMMER WORKSHOP SUMMARY**

DISTRICT ACCOUNT

Department & Workshop Title	Description	Teachers & Hours	Maximum Cost
CURRICULUM/ASSESSMENT			
1. Co-Teaching	<p>The following schedule for the Co-Teaching Summer Workshop was developed in collaboration with Dr. Tammy Barron and Dr. Brad Witzel, from Western Carolina University in the College of Education and Allied Professions, School of Teaching and Learning. Dr. Barron began working with our co-teachers in the summer of 2022 and Dr. Witzel will join her for the 2023/24 school year to specifically help support math/science co-teaching. Systemic support, inclusive of specialized professional learning and planning, is an essential element of successful co-teaching. By providing this intensive and comprehensive professional learning in June 2023, co-teaching pairs will be prepared to plan for instruction throughout the school year with the necessary knowledge to ensure that co-taught courses meet the specialized instructional requirements for Special Education students without compromise to rigorous, grade level standards.</p> <p>Topics for this professional development/MONDAY:</p> <ul style="list-style-type: none"> <input type="checkbox"/> Introduction of specially designed instruction (SDI)/specific instructional language as a requirement of effective co-teaching, including its relationship to student IEPs and/or individualized language plans <input type="checkbox"/> Application of the six traditional co-teaching approaches in current co-taught classes <input type="checkbox"/> Task analysis and formative assessment to drive instructional and intervention decisions <input type="checkbox"/> Error pattern analyses discussion of contemporary recommendations regarding roles and responsibilities of both professionals in a co-taught class <input type="checkbox"/> Task analyze math content: Develop formative assessment protocols and how to develop differentiation to support individual learner’s needs <p>Possible Examples: Arithmetic to Algebra Gap; Pre-high school science</p> <p>Topics for this professional development/TUESDAY:</p> <ul style="list-style-type: none"> <input type="checkbox"/> Teaching Content Vocabulary <input type="checkbox"/> Principles of Systematic Instruction <input type="checkbox"/> Develop visual supports for vocabulary <input type="checkbox"/> Analyze and align explicit instruction principles with their classroom content <input type="checkbox"/> Practice explicit instruction and strategies for increasing the successes of approaches for 	18 Teachers; 450 Hours	\$18,225.00

reducing co-teaching challenges

- Continued discussion on the integration of specially designed instruction and specific instruction of language into co-taught classes
- Guided planning, a means of further encouraging co-teachers to embed evidence-based instruction into their general curricular work

Possible Examples: Equations and Functions; Waves and their Applications

Topics for this session include the following/WEDNESDAY:

- The process of planning for SDI, including review of assessments and related reports and the interpretation of student data.
- Spaced learning of time and visuals to support learners
- Analyze their content for scaffolding
- Develop assessments and assignments that revisit content
- Practice CvA representations
- Develop lessons using the CvA sequence of instruction Selection of appropriate SDI
- Expectations for embedding SDI into co-taught instruction

Possible examples: Case study with specific student barriers and SDI

Topics for this professional development/THURSDAY:

- Request that teachers bring one unit of lesson plans (if this is possible)
- Differentiating the Levels of Complexity: Interleaving Worked Examples.
- Determine underlying complexity in their assignments
- Differentiating levels of complexity for learners, based on their needs and expectations
- Analyze their content for scaffolding
- Develop assessments and assignments that revisit content
- Practice CvA representations
- Develop lessons using the CvA sequence of instruction Selection of appropriate SDI
- Expectations for embedding SDI into co-taught instruction
- Examples of SDI, including macro SDI (e.g., self-regulated strategy development) and subject-specific SDI (e.g., strategies for reading informational text), and other SDI techniques.

Possible Examples: Systems of Equations; Heredity: Inheritance and Variation of Traits


Topics for this session include the following/FRIDAY:

- Reading across the curriculum - Embedding SDI to increase access
- Word Problem Solving for Students who need reading support
- Partially worked solutions
- Review indicators of co-teaching/SDI that should be observed in co-taught lessons
- Practice implementing general heuristics for problem solving and writing
- Apply partially worked solutions to classroom content
- Summarizing key concepts for their instruction including application of the six traditional co-teaching approaches in current co-taught classes

Possible Examples: Theorems and Proofs; Earth and Human Activity

2. World History	Teachers of World History will continue with their curriculum review work with an emphasis on developing inquiry that aligns to the new ISBE Social Studies inquiry standards. Additional time will be given to consider Gholdy Muhammad's framework as well as best practice for project-based learning. Completion of this work along with the Unit Maps will allow them to enter the pilot stage of the curriculum review process in the fall.	11 Teachers; 165 Hours	\$6,682.50
3. Algebra I	Teachers of Algebra 1 Prep and Accel would wrap up work needed on Phase 1 of the curriculum review process. This includes the development of rich math tasks, implementation of assessments based on math practices, SAT preparation, and culturally responsive pedagogy. Completion of this work would allow them to enter the pilot stage of the curriculum review process in the fall.	8 Teachers; 120 Hours	\$4,860.00
4. English I	Teachers of Freshman English will continue with their curriculum review work with an emphasis on shifting from genre-based curriculum to theme-based curriculum. Additional time will be given to consider Gholdy Muhammad's framework as well as best practice for project-based learning. Completion of this work along with the Unit Maps will allow them to enter the pilot stage of the curriculum review process in the fall.	10 Teachers; 150 Hours	\$6,075.00
5. Freshman PE	<p>We are requesting additional time to have our Freshman PE PLC group continue to revise their curriculum based off of the learning and work that was done in the curriculum review process this school year. Working to implement curricular changes as well as embedding new assessments meant to authentically measure student learning will take time and it will be important to collaborate and develop a level of consistency amongst teachers.</p> <p>Intended outcomes of this workshop include:</p> <ul style="list-style-type: none"> - The final versions of all 7 stage 1 and 4 curriculum review documents - An updated curriculum map that includes information on SEL, Muhammad's 5 pursuits, and disciplinary literacy. <p>Updated rubrics and grading linked to SHAPE America standards, IL PE/Health learning standards.</p>	7 Teachers; 105 Hours	\$4,252.50
6. Biology	Teachers of Biology Prep and Accel would wrap up work needed on Phase 1 of the curriculum review process. This includes the development of phenomenon, implementation of assessments based on science and engineering practices, SAT preparation, and culturally responsive pedagogy. Completion of this work would allow them to enter the pilot stage of the curriculum review process in the fall.	8 Teachers; 120 Hours	\$4,860.00
7. US History	Teachers of US History will continue with their curriculum work beginning with a review of the changes made from a chronological to a thematic format. Time will be	9 Teachers; 135 Hours	\$5,467.50

	given to improve assessments, develop problem- and project-based assignments and enhance instruction—especially in relation to skill-based assessments. Additional time will be given to consider Gholdy Muhammad’s framework. Completion of this work along with the Unit Maps will allow them to enter the pilot stage of the curriculum review process in the fall.		
8. Instructional Coaching	LT’s Instructional and TEC Coaches will meet in the beginning of the summer and prior to the start of the school year to coordinate the coaching program as aligned to the new curriculum-based professional learning model. The coaches will work with a trainer on infusing problem- and project-based learning as a part of the curriculum review process. The merging of TEC training along with the formative assessment practices will enhance classroom instruction to ensure teaching and learning considers surface learning, deep learning, and transfer learning. While reviewing the SAMR model for effective technology integration, the Instructional Coaches will be prepared to enhance curriculum review teams’ lessons in problem- and project-based learning.	10 Teachers; 150 Hours	\$6,075.00
9. Professional Learning Team	LT’s Professional Learning Team has been in existence since March, 2011. When the PLT began their journey in 2011, they implemented a professional learning design that consisted of several strands including assessment literacy, differentiated instruction, and discipline-based literacy (CCSS). In 2018, a new strand was added, social-emotional learning. In 2019, we expanded to this strand by adding Included awareness training. In 2022, we evolved this strand to encompass culturally responsive pedagogy. Following the development of a more curriculum-based professional learning model for the 2023-24 school year, the PLT will spend its workshop helping to clarify roles and responsibilities as well as learn how the Curriculum Review process will help to guide our professional learning for the upcoming school year. By providing effective professional learning on essential aspects of teaching and learning, staff will receive the support needed to improve classroom practices which will enhance student learning.	21 Teachers; 126 Hours	\$5,103.00
EL BILINGUAL			
1. EL Curriculum Maps Update	As a result of the ISBE EL Audit this year, we understand that some of our EL course curriculum maps need updating to include the new Spanish Language Arts Standards and to more fully infuse the ELD (English Language Development Standards). In addition, World History EL and US EL need to clearly identify units that address the histories and cultures of the native lands of our ELs. Teachers will use this time to learn about their respective standards more fully and revise their curricula to reflect these needed components.	3 Teachers; 60 Hours	\$2,430.00
EQUITY & BELONGING			

<p>1. Cultivating Curriculum</p>	<p>Description: Teams of 2-4 teachers will commit to working on creating Culturally Responsive Lessons that incorporate the 5 Pursuits presented in <i>Cultivating Genius</i> (model by Dr. Gholdy Muhammad) as a part of this 15-hour summer workshop experience (June date/ Independent Team Hours/Team Workshop Day).</p> <p>Who can Apply: Teachers that have participated in our Culturally Responsive Teacher training via the Cultivating Genius L-TEAMS, Equity Ambassadors, or PLC Culturally Responsive Teaching PLC Strand can apply for this Level-2 learning opportunity.</p>  <p>Teacher Teams: will need to identify a unit of study that they would like to update or create and will utilize the five learning pursuits to anchor their work in developing more Culturally Responsive lessons and learning environment.</p> <p>Dates:</p> <ul style="list-style-type: none"> • Day 1- June 12th Lesson Creation Summer Workshop @ LT (ALL Teams) • Day 2- One work day identified by each Lesson Team • Day 3- One Team work day at LT with one-on-one support. Team will coordinate the date with Dr. Rowe <p>Things to Know:</p> <ul style="list-style-type: none"> • Each member of the Lesson Teams must commit to sharing their work as a part of the Lesson Sharing Symposium (Institute Day session) • Each participant must commit to being in attendance for the one common workshop day at LT (5 hours) • Each Group will commit to collaborating on these lessons for a total of 5 working hours that they will log • Each Group will identify a day where they will work at LT with Dr. Rowe and a special guest teacher (if available) for support to finalize the lessons for this project • Each Group will create a common folder with all resources, lessons and materials that can be shared in a common lesson repository folder for other teachers to access • Each Group will collaborate to organize a presentation sharing their work with peers as a part of our Lesson Sharing Symposium session for an Institute 	<p>20 Teachers; 300 Hours</p>	<p>\$12,150.00</p>
----------------------------------	--	--	---------------------------

	Day.		
STUDENT SERVICES			
<p>1. Counseling Curriculum</p>	<p>The essential component to a school district's Multi-Tiered System of Support framework is comprehensive Tier 1 instruction and programming that meets the academic, behavioral, and attendance needs of the vast majority of students. This same framework is applied across all divisions and departments at LTHS though the learning and skill targets are specific to the content addressed. When students demonstrate the need for additional support to reach grade-level outcomes (in any area), that support should be layered on top of the existing Tier 1 programming rather than in lieu of the foundational instruction/programming. It is also essential to a healthy MTSS framework that it follows a cycle of continuous improvement that embeds data-driven program evaluation and time for adjustment of the lessons/materials, etc.</p> <p>The Student Services Division provides a wide variety of services and supports to students across Tiers I, II, and III. With regard to grade-level school counseling, the essential Tier I programming is the Group Guidance curriculum, which provides instruction with a scope and sequence that spans all four years of high school with an overall focus of post-secondary readiness for all students. Typical components of post-secondary planning include interest assessments, course planning, career exploration, and understanding post-secondary training and education options but can also include social and emotional learning, executive functioning, linkages to outside experiences (i.e. job-shadow opportunities, internships) among other topics.</p> <p>In order to improve the existing 4-year Group Guidance curriculum to one that best meets the needs of LT students and is grounded in best practice, the grade level teams have begun working on using data to better identify and understand the student needs and use that information to drive their work. Concurrently, LTHS is shifting to an updated post-secondary platform (Schoolinks) that is dynamic and engaging for students and families and in alignment with the American School Counselor Association (ASCA) National Model.</p> <p>The ASCA National Model guides school counselors in the development of school counseling programs that:</p> <ul style="list-style-type: none"> • are based on data-informed decision making • are delivered to all students systematically • include a developmentally appropriate curriculum focused on the mindsets and 	<p>18 Teachers; 180 Hours</p>	<p>\$7,290.00</p>

	<p>behaviors all students need for postsecondary readiness and success</p> <ul style="list-style-type: none"> • close achievement and opportunity gaps • result in improved student achievement, attendance and discipline <p>Additionally, the cycle of continuous improvement for curriculum and instruction (regardless of content) is driven by the following:</p> <ul style="list-style-type: none"> • Essential Question 1: What do we want students to know and be able to do? How do we teach effectively and responsively to ensure all students are able to access material? (Tier I) • Essential Question 2: What do we do when students do not learn or achieve mastery? (Tier II) <p>On average, LT students attend 4 Group Guidance sessions/school year (in addition to 1:1 appointments as-needed and for registration). These lessons are typically delivered in small group settings and provide the necessary instruction for students to meet grade-level targets. Each years' lessons build upon the previous year and it is critical that our school counselors have full mastery of all lessons from Grade 9-12 as they move grade-to-grade with their students. This proposed summer workshop has been developed to provide all 16 grade-level counselors, the College and Career Counselor, and the Assistant Division Chair with two (5-hour) days to:</p> <ul style="list-style-type: none"> • Develop the 4-year Group Guidance Scope and Sequence (ESQ 1) • Develop individual lessons, learning objectives, and formative and summative assessments for each Group Guidance session across all 4 years (ESQ 1) • Determine a schedule for delivering the curriculum (when, where) and develop the standard communications to students, families, and staff to promote understanding, engagement, and transparency • Determine when/where additional support will be provided for students who demonstrate difficulty (ESQ 2) <p>All of the participants will work together in large and small groups over the two days to ensure continuity and consistency in the Group Guidance experience for students from year to year as well as alignment with ASCA standards, integration of the Schoolinks post-secondary platform, and to ensure robust Tier I Student Services instruction/programming that allows for targeted Tier II/III interventions when needed.</p>		
LANGUAGE ARTS			
1. English II Accel	With the decision to drop <i>A Tale of Two Cities</i> in the English II Lit Accelerated curriculum, our team is requesting a workshop to examine and adjust our priority	3 Teachers; 15 Hours	\$607.50

	standards and to create an engaging, rigorous curriculum that prepares students for junior year English. We will work with components in the <i>Norton Anthology of Non-fiction</i> to integrate into a unit that will focus on critical reading, rhetorical analysis, and overall writing skills. With the infusion of more non-fiction in the course, we will have more opportunities for informational writing and research. In addition, we will ensure our coursework and assessments are aligned overall and update the syllabus and curriculum map, while anticipating further evaluation during the sophomore curriculum review process in the 2023-2024 school year.		
FINE ARTS			
1. Spanish ACP III	Indiana University has changed their textbook and curriculum for the Dual Credit courses. S200 (Spanish 3H) will be phased in during the 2023-2024 school year and this summer we will need to create the curriculum, lessons and syllabus as required by Indiana University.	3 Teachers; 75 Hours	\$3,037.50
PHYSICAL WELFARE			
1. Adaptive PE	In preparation for our new Adaptive PE Leaders course we would like bring together our key staff members that will be involved to solidify the logistics and curriculum for the class. Because the class works in conjunction with our LIFE program and LIFE PE class it will be important to have all parties involved in the final development of the curriculum and how this class will “push in” and support the LIFE PE classes. Intended outcomes of this workshop include: <ul style="list-style-type: none"> - Adaptive PE Leaders curriculum map with common formative and summative assessments that are aligned to standards. - A full semester long curriculum to train student leaders on working with students with disabilities, how to modify activities to meet the needs of various students, and experiencing what it is like to engage in modified activities if you have a disability. - The development of supplemental learning materials for students in the course. - The development of individual lessons linked to SHAPE standards, IL Learning PE/Health standards, and SEL standards. - The development of individual lessons that focus on students’ disabilities and how to appropriately modify or accommodate activities to include all students. 	9 Teachers; 135 Hours	\$5,467.50
2. Basic Self-Defense	With our new Basic Self-Defense course that employs the RAD curriculum for those who identify as male or non-binary it is essential that we bring our RAD male self-defense certified instructors together to finalize the curriculum. This time will be important to review the course plans, unit plans, and individual lessons that have been developed and ensure they are linked to the RAD standards (as well as the SHAPE America and IL PE standards) and are assessed in an accurate way. In addition, there will be time needed to develop systems to ensure all students feel safe and supported in the class. Procedures will be developed if a student confides in their teacher that	4 Teachers; 40 Hours	\$1,620.00

	<p>they have been a victim in the past or if other concerns arise based on the sensitive nature of the class. While each teacher has been trained in RAD systems as a Basic Self-Defense Instructor for males it will be important that all teachers collaborate to ensure we are providing a safe, supported, and consistent curriculum regardless of instructor.</p> <p>Intended outcomes of this workshop include:</p> <ul style="list-style-type: none"> - Self-defense curriculum map (specifically related to male and non-binary issues) with common formative and summative assessments that are aligned to standards. - Procedures developed for students that are struggling emotionally in the course or for students that confide to a teacher or peer of a past assault. - The development of supplemental learning materials for students in the course. - The development of individual lessons linked to SHAPE standards as well as RAD and SEL standards. 		
MATH/SCIENCE			
1. Medical Terminology	This proposal will develop an all-new curriculum for the Medical Terminology course, including a syllabus, curriculum map, course outline, major assessments, etc.	3 Teachers; 50 Hours	\$2,025.00
2. Urban Agriculture	This proposal will develop an all-new curriculum for the Sustainable Urban Agriculture course, including a syllabus, curriculum map, course outline, major assessments, etc.	2 Teachers; 50 Hours	\$2,025.00
3. Earth & Space Science	This proposal will develop an all-new curriculum for the Earth Space Science course, including a syllabus, curriculum map, course outline, major assessments, etc.	2 Teachers; 50 Hours	\$2,025.00
GLOBAL STUDIES			
1. AP Psychology	<p>The Psychology PLC will conduct a summer workshop focused on revisions to our AP course by the College Board and the infusion of our inquiry plan into both AP Psychology and Introduction to Psychology.</p> <p>As always, our PLC's work is centered on creating interesting, challenging courses that are student-centered. Thus, our summer workshop will help us ensure that our students have the necessary skills to thrive in our courses.</p>		\$1,620.00
			Total District Cost \$49,297.50
			Total Grant Cost \$61,600.50
			Total Cost \$101,898.00

LYONS TOWNSHIP HIGH SCHOOL DISTRICT 204
2023 Summer Workshop Proposal

I. DIRECTIONS

- Proposal(s) for 2023 Summer Workshops must be completed using this form. Save to your file first.
- Division chair submits proposals to Curriculum/Instruction Office by Monday, February 6, 3:00 p.m.
- Submit form electronically and as a signed hard copy.

II. DIVISION(S) AND DEPARTMENT(S)	IV. DIVISION CHAIR USE ONLY
A. Division District Student Services	A. Number and priority of department proposals (specify priority order, e.g., 2 of 8, etc.)
B. Department LA, Math/Science, Global Studies, Physical Welfare, Special Ed,	
III. TITLE AND CRITERIA	1 of 9
A. Workshop Title Co-Teaching Preparation	B. Funding source(s) (Curriculum Office Only)
B. Selection Criteria Priority - Priority I	<input checked="" type="checkbox"/> Grant Account
<input type="checkbox"/> 1. Approved Curriculum Change	<input type="checkbox"/> District Budget Account
<input checked="" type="checkbox"/> 2. Strategic Plan	<input type="checkbox"/> Township Initiative
<input checked="" type="checkbox"/> 3. Federal and/or State Mandates	<input type="checkbox"/> Other

V. NAME(S), DAYS, DATES, AND HOURS (Provide the names of all faculty (not including administrators) who will work in this workshop. A typical workshop day is 5 hours. If you intend on having longer or shorter days, change the Total Hours multiplier.)

NAMES	DATES	NUMBER OF DAYS	TOTAL HOURS (Days x 5)
1. English Co-Teacher TBD	6/5 – 6/9	5	25
2. English Co-Teacher TBD	6/5 – 6/9	5	25
3. English Co-Teacher TBD	6/5 – 6/9	5	25
4. Math Co-Teacher TBD	6/5 – 6/9	5	25
5. Math Co-Teacher TBD	6/5 – 6/9	5	25
6. Science Co-Teacher TBD	6/5 – 6/9	5	25
7. Science Co-Teacher TBD	6/5 – 6/9	5	25
8. Global Studies Co-Teacher TBD	6/5 – 6/9	5	25
9. Global Studies Co-Teacher TBD	6/5 – 6/9	5	25
10. Physical Welfare Co-Teacher TBD	6/5 – 6/9	5	25
11. Physical Welfare Co-Teacher TBD	6/5 – 6/9	5	25
12. Special Education Co-Teacher TBD	6/5 – 6/9	5	25
13. Special Education Co-Teacher TBD	6/5 – 6/9	5	25
14. Special Education Co-Teacher TBD	6/5 – 6/9	5	25
15. Special Education Co-Teacher TBD	6/5 – 6/9	5	25
16. Special Education Co-Teacher TBD	6/5 – 6/9	5	25
17. Special Education Co-Teacher TBD	6/5 – 6/9	5	25
18. Special Education Co-Teacher TBD	6/5 – 6/9	5	25
TOTALS		90	450

VI. SUMMER WORKSHOP DESCRIPTION (In this box, provide a clearly written detailed description of the work to be done, impact on teaching/learning/students, course enrollment, etc.)

The following schedule for the Co-Teaching Summer Workshop was developed in collaboration with Dr. Tammy Barron and Dr. Brad Witzel, from Western Carolina University in the College of Education and Allied Professions, School of Teaching and Learning. Dr. Barron began working with our co-teachers in the summer of 2022 and Dr. Witzel will join her for the 2023/24 school year to specifically help support

math/science co-teaching. Systemic support, inclusive of specialized professional learning and planning, is an essential element of successful co-teaching. By providing this intensive and comprehensive professional learning in June 2023, co-teaching pairs will be prepared to plan for instruction throughout the school year with the necessary knowledge to ensure that co-taught courses meet the specialized instructional requirements for Special Education students without compromise to rigorous, grade level standards.

Topics for this professional development/MONDAY:

- Introduction of specially designed instruction (SDI)/specific instructional language as a requirement of effective co-teaching, including its relationship to student IEPs and/or individualized language plans
- Application of the six traditional co-teaching approaches in current co-taught classes
- Task analysis and formative assessment to drive instructional and intervention decisions
- Error pattern analyses discussion of contemporary recommendations regarding roles and responsibilities of both professionals in a co-taught class
- Task analyze math content: Develop formative assessment protocols and how to develop differentiation to support individual learner's needs

Possible Examples: Arithmetic to Algebra Gap; Pre-high school science

Topics for this professional development/TUESDAY:

- Teaching Content Vocabulary
- Principles of Systematic Instruction
- Develop visual supports for vocabulary
- Analyze and align explicit instruction principles with their classroom content
- Practice explicit instruction and strategies for increasing the successes of approaches for reducing co-teaching challenges
- Continued discussion on the integration of specially designed instruction and specific instruction of language into co-taught classes
- Guided planning, a means of further encouraging co-teachers to embed evidence-based instruction into their general curricular work

Possible Examples: Equations and Functions; Waves and their Applications

Topics for this session include the following/WEDNESDAY:

- The process of planning for SDI, including review of assessments and related reports and the interpretation of student data.
- Spaced learning of time and visuals to support learners
- Analyze their content for scaffolding
- Develop assessments and assignments that revisit content
- Practice CvA representations
- Develop lessons using the CvA sequence of instruction Selection of appropriate SDI
- Expectations for embedding SDI into co-taught instruction

Possible examples: Case study with specific student barriers and SDI

Topics for this professional development/THURSDAY:

- Request that teachers bring one unit of lesson plans (if this is possible)
- Differentiating the Levels of Complexity: Interleaving Worked Examples.
- Determine underlying complexity in their assignments
- Differentiating levels of complexity for learners, based on their needs and expectations
- Analyze their content for scaffolding



- Develop assessments and assignments that revisit content
- Practice CvA representations
- Develop lessons using the CvA sequence of instruction Selection of appropriate SDI
- Expectations for embedding SDI into co-taught instruction
- Examples of SDI, including macro SDI (e.g., self-regulated strategy development) and subject-specific SDI (e.g., strategies for reading informational text), and other SDI techniques.

Possible Examples: Systems of Equations; Heredity: Inheritance and Variation of Traits

Topics for this session include the following/FRIDAY:

- Reading across the curriculum - Embedding SDI to increase access
- Word Problem Solving for Students who need reading support
- Partially worked solutions
- Review indicators of co-teaching/SDI that should be observed in co-taught lessons
- Practice implementing general heuristics for problem solving and writing
- Apply partially worked solutions to classroom content
- Summarizing key concepts for their instruction including application of the six traditional co-teaching approaches in current co-taught classes

Possible Examples: Theorems and Proofs; Earth and Human Activity

VII. SIGNATURES AND APPROVAL	
Primary Submitting Teacher(s)	Date
Curriculum Coordinator(s)/Assistant Division Chair(s)	Date
Division Chair(s) 	Date 3/1/25
Director of Curriculum/Instruction or Personnel 	Date 3/1/23

VIII. CURRICULUM OFFICE USE ONLY	
Approved as submitted	Not approved with rationale
Approved with revisions	Total hours approved
District budget hours	Grant hours
Other hours	Maximum cost allowable


**LYONS TOWNSHIP HIGH SCHOOL DISTRICT 204
2023 Summer Workshop Proposal**

I. DIRECTIONS
<ul style="list-style-type: none"> • Proposal(s) for 2023 Summer Workshops must be completed using this form. Save to your file first. • Division chair submits proposals to Curriculum/Instruction Office by Monday, February 6, 3:00 p.m. • Submit form electronically and as a signed hard copy.

II. DIVISION(S) AND DEPARTMENT(S)	IV. DIVISION CHAIR USE ONLY
A. Division Global Studies	A. Number and priority of department proposals (specify priority order, e.g., 2 of 8, etc.) <div style="text-align: center; border: 1px solid black; display: inline-block; padding: 2px;">2 of 9</div>
B. Department Social Studies	
III. TITLE AND CRITERIA	
A. Workshop Title World History Curr. Review	B. Funding source(s) (Curriculum Office Only)
B. Selection Criteria Priority	<input checked="" type="checkbox"/> Grant Account
<input type="checkbox"/> 1. Approved Curriculum Change	<input type="checkbox"/> District Budget Account
<input checked="" type="checkbox"/> 2. Strategic Plan	<input type="checkbox"/> Township Initiative
<input type="checkbox"/> 3. Federal and/or State Mandates	<input type="checkbox"/> Other

V. NAME(S), DAYS, DATES, AND HOURS (Provide the names of all faculty (not including administrators) who will work in this workshop. A typical workshop day is 5 hours. If you intend on having longer or shorter days, change the Total Hours multiplier.)			
NAMES	DATES	NUMBER OF DAYS	TOTAL HOURS (Days x 5)
1. TBD	6/13-6/15	3	15
2. TBD	6/13-6/15	3	15
3. TBD	6/13-6/15	3	15
4. TBD	6/13-6/15	3	15
5. TBD	6/13-6/15	3	15
6. TBD	6/13-6/15	3	15
7. TBD	6/13-6/15	3	15
8. TBD	6/13-6/15	3	15
9. TBD	6/13-6/15	3	15
10. TBD	6/13-6/15	3	15
11. TBD	6/13-6/15	3	15
TOTALS		33	165

VI. SUMMER WORKSHOP DESCRIPTION (In this box, provide a clearly written detailed description of the work to be done, impact on teaching/learning/students, course enrollment, etc.)
<p>Teachers of World History will continue with their curriculum review work with an emphasis on developing inquiry that aligns to the new ISBE Social Studies inquiry standards. Additional time will be given to consider Gholdy Muhammad’s framework as well as best practice for project-based learning. Completion of this work along with the Unit Maps will allow them to enter the pilot stage of the curriculum review process in the fall.</p>

VII. SIGNATURES AND APPROVAL	
Primary Submitting Teacher(s)	Date
Curriculum Coordinator(s)/Assistant Division Chair(s)	Date
Division Chair(s)	Date
Director of Curriculum/Instruction or Personnel 	Date 2/28/23

VIII. CURRICULUM OFFICE USE ONLY	
Approved as submitted	Not approved with rationale
Approved with revisions	Total hours approved
District budget hours	Grant hours
Other hours	Maximum cost allowable

LYONS TOWNSHIP HIGH SCHOOL DISTRICT 204
2023 Summer Workshop Proposal

I. DIRECTIONS
<ul style="list-style-type: none"> Proposal(s) for 2023 Summer Workshops must be completed using this form. Save to your file first. Division chair submits proposals to Curriculum/Instruction Office by Monday, February 6, 3:00 p.m. Submit form electronically and as a signed hard copy.

II. DIVISION(S) AND DEPARTMENT(S)	IV. DIVISION CHAIR USE ONLY
A. Division Math Science	A. Number and priority of department proposals (specify priority order, e.g., 2 of 8, etc.) <div style="text-align: center; border: 1px solid black; display: inline-block; padding: 2px 10px;">3 of 9</div>
B. Department Math	
III. TITLE AND CRITERIA	B. Funding source(s) (Curriculum Office Only)
A. Workshop Title Algebra Curr. Review	<input checked="" type="checkbox"/> Grant Account
B. Selection Criteria Priority	<input type="checkbox"/> District Budget Account
<input type="checkbox"/> 1. Approved Curriculum Change	<input type="checkbox"/> Township Initiative
<input checked="" type="checkbox"/> 2. Strategic Plan	<input type="checkbox"/> Other
<input type="checkbox"/> 3. Federal and/or State Mandates	

V. NAME(S), DAYS, DATES, AND HOURS (Provide the names of all faculty (not including administrators) who will work in this workshop. A typical workshop day is 5 hours. If you intend on having longer or shorter days, change the Total Hours multiplier.)			
NAMES	DATES	NUMBER OF DAYS	TOTAL HOURS (Days x 5)
1. Julie Ozols	6/13-6/15	3	15
2. Kelsey Thimmig	6/13-6/15	3	15
3. Bianca Spalla	6/13-6/15	3	15
4. Danny Berg	6/13-6/15	3	15
5. Tamiaka Killins	6/13-6/15	3	15
6. Tina Dunn	6/13-6/15	3	15
7. Jill Bober	6/13-6/15	3	15
8. TBA	6/13-6/15	3	15
9.			
10.			
TOTALS		24	120

VI. SUMMER WORKSHOP DESCRIPTION (In this box, provide a clearly written detailed description of the work to be done, impact on teaching/learning/students, course enrollment, etc.)
<p>Teachers of Algebra I Prep and Accel will wrap up the work needed on Phase 1 of the Curriculum Review Process. This includes the development of rich math tasks, implementation of assessments based on math practices, SAT preparation and culturally responsive pedagogy. Completion of the Unit Maps will ensure the team is ready to move into the pilot stage of new curriculum in the fall.</p>

VII. SIGNATURES AND APPROVAL	
Primary Submitting Teacher(s) <i>Jui Oza</i>	Date 1/31/2023
Curriculum Coordinator(s)/Assistant Division Chair(s) <i>Annette Orico</i>	Date 1/31/2023
Division Chair(s) <i>Collin Voigt</i>	Date 1/31/23
Director of Curriculum/Instruction or Personnel <i>Scott King</i>	Date 2/28/23

VIII. CURRICULUM OFFICE USE ONLY	
Approved as submitted	Not approved with rationale
Approved with revisions	Total hours approved
District budget hours	Grant hours
Other hours	Maximum cost allowable


**LYONS TOWNSHIP HIGH SCHOOL DISTRICT 204
2023 Summer Workshop Proposal**

I. DIRECTIONS
<ul style="list-style-type: none"> Proposal(s) for 2023 Summer Workshops must be completed using this form. Save to your file first. Division chair submits proposals to Curriculum/Instruction Office by Monday, February 6, 3:00 p.m. Submit form electronically and as a signed hard copy.

II. DIVISION(S) AND DEPARTMENT(S)	IV. DIVISION CHAIR USE ONLY
A. Division Language Arts	A. Number and priority of department proposals (specify priority order, e.g., 2 of 8, etc.) <div style="text-align: center; border: 1px solid black; width: fit-content; margin: 0 auto; padding: 2px;"> 3 of 9 </div>
B. Department English	
III. TITLE AND CRITERIA	
A. Workshop Title English I Curr. Review	B. Funding source(s) (Curriculum Office Only)
B. Selection Criteria Priority	<input checked="" type="checkbox"/> Grant Account
<input type="checkbox"/> 1. Approved Curriculum Change	<input type="checkbox"/> District Budget Account
<input checked="" type="checkbox"/> 2. Strategic Plan	<input type="checkbox"/> Township Initiative
<input type="checkbox"/> 3. Federal and/or State Mandates	<input type="checkbox"/> Other

V. NAME(S), DAYS, DATES, AND HOURS (Provide the names of all faculty (not including administrators) who will work in this workshop. A typical workshop day is 5 hours. If you intend on having longer or shorter days, change the Total Hours multiplier.)			
NAMES	DATES	NUMBER OF DAYS	TOTAL HOURS (Days x 5)
1. TBD	6/13-6/15	3	15
2. TBD	6/13-6/15	3	15
3. TBD	6/13-6/15	3	15
4. TBD	6/13-6/15	3	15
5. TBD	6/13-6/15	3	15
6. TBD	6/13-6/15	3	15
7. TBD	6/13-6/15	3	15
8. TBD	6/13-6/15	3	15
9. TBD	6/13-6/15	3	15
10. TBD	6/13-6/15	3	15
TOTALS		30	150

VI. SUMMER WORKSHOP DESCRIPTION (In this box, provide a clearly written detailed description of the work to be done, impact on teaching/learning/students, course enrollment, etc.)
<p>Teachers of Freshman English will continue with their curriculum review work with an emphasis on shifting from genre-based curriculum to theme-based curriculum. Additional time will be given to consider Gholdy Muhammad's framework as well as best practice for project-based learning. Completion of this work along with the Unit Maps will allow them to enter the pilot stage of the curriculum review process in the fall.</p>

VII. SIGNATURES AND APPROVAL	
Primary Submitting Teacher(s)	Date
Curriculum Coordinator(s)/Assistant Division Chair(s)	Date
Division Chair(s)	Date
Director of Curriculum/Instruction or Personnel 	Date 2/28/23

VIII. CURRICULUM OFFICE USE ONLY	
Approved as submitted	Not approved with rationale
Approved with revisions	Total hours approved
District budget hours	Grant hours
Other hours	Maximum cost allowable


**LYONS TOWNSHIP HIGH SCHOOL DISTRICT 204
2023 Summer Workshop Proposal**

I. DIRECTIONS
<ul style="list-style-type: none"> • Proposal(s) for 2023 Summer Workshops must be completed using this form. Save to your file first. • Division chair submits proposals to Curriculum/Instruction Office by Monday, February 6, 3:00 p.m. • Submit form electronically and as a signed hard copy.

II. DIVISION(S) AND DEPARTMENT(S)	IV. DIVISION CHAIR USE ONLY
A. Division Physical Welfare	A. Number and priority of department proposals (specify priority order, e.g., 2 of 8, etc.)
B. Department Physical Education	
III. TITLE AND CRITERIA	5 of 9
A. Workshop Title Freshman PE Curr. Review	B. Funding source(s) (Curriculum Office Only)
B. Selection Criteria Priority	<input checked="" type="checkbox"/> Grant Account
<input type="checkbox"/> 1. Approved Curriculum Change	<input type="checkbox"/> District Budget Account
<input checked="" type="checkbox"/> 2. Strategic Plan	<input type="checkbox"/> Township Initiative
<input type="checkbox"/> 3. Federal and/or State Mandates	<input type="checkbox"/> Other

V. NAME(S), DAYS, DATES, AND HOURS (Provide the names of all faculty (not including administrators) who will work in this workshop. A typical workshop day is 5 hours. If you intend on having longer or shorter days, change the Total Hours multiplier.)			
NAMES	DATES	NUMBER OF DAYS	TOTAL HOURS (Days x 5)
1. Bryan Aloisio	6/8-6/9	3	15
2. Bryan Bergman	6/8-6/9	3	15
3. Dan Bielawski	6/8-6/9	3	15
4. Gretchen Jochum	6/8-6/9	3	15
5. Sami Melendez-Kluempers	6/8-6/9	3	15
6. Colleen O'Neil	6/8-6/9	3	15
7. Scott Walker	6/8-6/9	3	15
8.			
9.			
10.			
TOTALS		21	105

VI. SUMMER WORKSHOP DESCRIPTION (In this box, provide a clearly written detailed description of the work to be done, impact on teaching/learning/students, course enrollment, etc.)
<p>We are requesting additional time to have our Freshman PE PLC group continue making revisions to their curriculum based off of the learning and work that was done in the curriculum review process this school year. Working to implement curricular changes as well as embedding new assessments meant to authentically measure student learning will take time and it will be important to collaborate and develop a level of consistency amongst teachers.</p> <p>Intended outcomes of this workshop include:</p> <ul style="list-style-type: none"> - The final versions of all 7 stage 1 and 4 curriculum review documents - An updated curriculum map that includes information on SEL, Muhammed's 5 pursuits, and disciplinary literacy. - Updated rubrics and grading linked to SHAPE America standards, IL PE/Health learning standards.

VII. SIGNATURES AND APPROVAL	
Primary Submitting Teacher(s)	Date
Curriculum Coordinator(s)/Assistant Division Chair(s)	Date
Division Chair(s)	Date
Director of Curriculum/Instruction or Personnel 	Date 2/28/23

VIII. CURRICULUM OFFICE USE ONLY	
Approved as submitted	Not approved with rationale
Approved with revisions	Total hours approved
District budget hours	Grant hours
Other hours	Maximum cost allowable




LYONS TOWNSHIP HIGH SCHOOL DISTRICT 204
2023 Summer Workshop Proposal

I. DIRECTIONS
<ul style="list-style-type: none"> Proposal(s) for 2023 Summer Workshops must be completed using this form. Save to your file first. Division chair submits proposals to Curriculum/Instruction Office by Monday, February 6, 3:00 p.m. Submit form electronically and as a signed hard copy.

II. DIVISION(S) AND DEPARTMENT(S)	IV. DIVISION CHAIR USE ONLY
A. Division Math Science	A. Number and priority of department proposals (specify priority order, e.g., 2 of 8, etc.) <div style="text-align: center; border: 1px solid black; display: inline-block; padding: 2px;">6</div> of <div style="text-align: center; border: 1px solid black; display: inline-block; padding: 2px;">9</div>
B. Department Science	
III. TITLE AND CRITERIA	
A. Workshop Title Biology Curr. Review	B. Funding source(s) (Curriculum Office Only)
B. Selection Criteria Priority	<input checked="" type="checkbox"/> Grant Account
<input type="checkbox"/> 1. Approved Curriculum Change	<input type="checkbox"/> District Budget Account
<input checked="" type="checkbox"/> 2. Strategic Plan	<input type="checkbox"/> Township Initiative
<input type="checkbox"/> 3. Federal and/or State Mandates	<input type="checkbox"/> Other

V. NAME(S), DAYS, DATES, AND HOURS (Provide the names of all faculty (not including administrators) who will work in this workshop. A typical workshop day is 5 hours. If you intend on having longer or shorter days, change the Total Hours multiplier.)			
NAMES	DATES	NUMBER OF DAYS	TOTAL HOURS (Days x 5)
1. Annette Orrico	6/13-6/15	3	15
2. Rebecca Baudler	6/13-6/15	3	15
3. Erica Flounders	6/13-6/15	3	15
4. Cindy Flaherty-Stamm	6/13-6/15	3	15
5. Brie Hawrysz	6/13-6/15	3	15
6. Candace Jackson-Fauth	6/13-6/15	3	15
7. Natalie Petrevski	6/13-6/15	3	15
8. Kaleigh Dolan	6/13-6/15	3	15
9.			
10.			
TOTALS		24	120

VI. SUMMER WORKSHOP DESCRIPTION (In this box, provide a clearly written detailed description of the work to be done, impact on teaching/learning/students, course enrollment, etc.)
<p>Teachers of Biology Prep and Accel will wrap up the work needed for Phase 1 if the Curriculum Review Process. The includes the development of phenomenon, implementation of assessments based on science and engineering practices, SAT preparation, and culturally responsive pedagogy. Completion of this work along with the Unit Maps will allow them to enter the pilot stage of the curriculum review process in the fall.</p>

VII. SIGNATURES AND APPROVAL	
Primary Submitting Teacher(s) 	Date 2-1-23
Curriculum Coordinator(s)/Assistant Division Chair(s) 	Date 1/31/2023
Division Chair(s) Collin Voigt	Date 1/31/23
Director of Curriculum/Instruction or Personnel 	Date 2/28/23

VIII. CURRICULUM OFFICE USE ONLY	
Approved as submitted	Not approved with rationale
Approved with revisions	Total hours approved
District budget hours	Grant hours
Other hours	Maximum cost allowable


**LYONS TOWNSHIP HIGH SCHOOL DISTRICT 204
2023 Summer Workshop Proposal**

I. DIRECTIONS
<ul style="list-style-type: none"> • Proposal(s) for 2023 Summer Workshops must be completed using this form. Save to your file first. • Division chair submits proposals to Curriculum/Instruction Office by Monday, February 6, 3:00 p.m. • Submit form electronically and as a signed hard copy.

II. DIVISION(S) AND DEPARTMENT(S)	IV. DIVISION CHAIR USE ONLY
A. Division Global Studies	A. Number and priority of department proposals (specify priority order, e.g., 2 of 8, etc.)
B. Department Social Studies	
III. TITLE AND CRITERIA	7 of 9
A. Workshop Title US History Curr. Review	B. Funding source(s) (Curriculum Office Only)
B. Selection Criteria Priority	<input checked="" type="checkbox"/> Grant Account
<input type="checkbox"/> 1. Approved Curriculum Change	<input type="checkbox"/> District Budget Account
<input checked="" type="checkbox"/> 2. Strategic Plan	<input type="checkbox"/> Township Initiative
<input type="checkbox"/> 3. Federal and/or State Mandates	<input type="checkbox"/> Other

V. NAME(S), DAYS, DATES, AND HOURS (Provide the names of all faculty (not including administrators) who will work in this workshop. A typical workshop day is 5 hours. If you intend on having longer or shorter days, change the Total Hours multiplier.)			
NAMES	DATES	NUMBER OF DAYS	TOTAL HOURS (Days x 5)
1. TBD	6/13-6/15	3	15
2. TBD	6/13-6/15	3	15
3. TBD	6/13-6/15	3	15
4. TBD	6/13-6/15	3	15
5. TBD	6/13-6/15	3	15
6. TBD	6/13-6/15	3	15
7. TBD	6/13-6/15	3	15
8. TBD	6/13-6/15	3	15
9. TBD	6/13-6/15	3	15
TOTALS		27	135

VI. SUMMER WORKSHOP DESCRIPTION (In this box, provide a clearly written detailed description of the work to be done, impact on teaching/learning/students, course enrollment, etc.)
<p>Teachers of US History will continue with their curriculum work beginning with a review of the changes made from a chronological to a thematic format. Time will be given to improve assessments, develop problem- and project-based assignments and enhance instruction—especially in relation to skill-based assessments. Additional time will be given to consider Gholdy Muhammad’s framework. Completion of this work along with the Unit Maps will allow them to enter the pilot stage of the curriculum review process in the fall.</p>

VII. SIGNATURES AND APPROVAL	
Primary Submitting Teacher(s)	Date
Curriculum Coordinator(s)/Assistant Division Chair(s)	Date
Division Chair(s)	Date
Director of Curriculum/Instruction or Personnel 	Date 2/28/23

VIII. CURRICULUM OFFICE USE ONLY	
Approved as submitted	Not approved with rationale
Approved with revisions	Total hours approved
District budget hours	Grant hours
Other hours	Maximum cost allowable


**LYONS TOWNSHIP HIGH SCHOOL DISTRICT 204
2023 Summer Workshop Proposal**

I. DIRECTIONS
<ul style="list-style-type: none"> • Proposal(s) for 2023 Summer Workshops must be completed using this form. Save to your file first. • Division chair submits proposals to Curriculum/Instruction Office by Monday, February 6, 3:00 p.m. • Submit form electronically and in hard copy.

II. DIVISION(S) AND DEPARTMENT(S)	IV. DIVISION CHAIR USE ONLY
A. Division Curriculum & Instruction	A. Number and priority of department proposals (specify priority order, e.g., 2 of 8, etc.) <div style="text-align: center; border: 1px solid black; display: inline-block; padding: 2px;">8</div> of <div style="text-align: center; border: 1px solid black; display: inline-block; padding: 2px;">9</div>
B. Department	
III. TITLE AND CRITERIA	
A. Workshop Title Instructional Coach Retreat	B. Funding source(s) and account numbers
B. Selection Criteria Priority	<input checked="" type="checkbox"/> Grant Account
<input type="checkbox"/> 1. Approved Curriculum Change	<input type="checkbox"/> District Budget Account
<input checked="" type="checkbox"/> 2. District Goals	<input type="checkbox"/> Township Initiative
<input type="checkbox"/> 3. Federal and/or State Mandates:	<input type="checkbox"/> Other

V. NAME(S), DAYS, DATES, AND HOURS (Provide the names of all faculty, including media specialists, librarians, etc., who will work in this workshop. A typical summer workshop day is 5 hours.)			
NAMES	DATES	# OF DAYS	TOTAL HOURS (5 hours per day)
1. Kirsten Bacon	TBD	3	15
2. Virginia Condon	TBD	3	15
3. Amy Johnson	TBD	3	15
4. Deana Mancini	TBD	3	15
5. Jeremy Vrtis	TBD	3	15
6. Darragh Voy	TBD	3	15
7. Callie Salaymeh	TBD	3	15
8. Rebecca Rivan	TBD	3	15
9. Joseph Maffey	TBD	3	15
10. TBD	TBD	3	15
TOTALS		30	150 hours

VI. SUMMER WORKSHOP DESCRIPTION (In this box, provide a clearly written detailed description of the work to be done, impact on teaching/learning/students, course enrollment, etc.)
<p>LT's Instructional and TEC Coaches will meet in the beginning of the summer and prior to the start of the school year to coordinate the coaching program as aligned to the new curriculum-based professional learning model. The coaches will work with a trainer on infusing problem- and project-based learning as a part of the curriculum review process. The merging of TEC training along with the formative assessment practices will enhance classroom instruction to ensure teaching and learning considers surface learning, deep learning, and transfer learning. While reviewing the SAMR model for effective technology integration, the Instructional Coaches will be prepared to enhance curriculum review teams' lessons in problem- and project-based learning.</p>

VII. SIGNATURES AND APPROVAL	
Primary Submitting Teacher(s)	Date
Curriculum Coordinator(s)/Assistant Division Chair(s)	Date
Division Chair(s)	Date
Director of Curriculum/Instruction or Personnel 	Date 2/28/23

VIII. CURRICULUM OFFICE USE ONLY	
Approved as submitted	Not approved with rationale
Approved with revisions	Total hours approved
District budget hours	Grant hours
Other hours	Maximum cost allowable

LYONS TOWNSHIP HIGH SCHOOL DISTRICT 204
2023 Summer Workshop Proposal

I. DIRECTIONS
<ul style="list-style-type: none"> Proposal(s) for 2023 Summer Workshops must be completed using this form. Save to your file first. Division chair submits proposals to Curriculum/Instruction Office by Monday, February 6, 3:00 p.m. Submit form electronically and in hard copy.

II. DIVISION(S) AND DEPARTMENT(S)	IV. DIVISION CHAIR USE ONLY
A. Division Curriculum & Instruction	A. Number and priority of department proposals (specify priority order, e.g., 2 of 8, etc.) <div style="text-align: center; border: 1px solid black; width: 100px; margin: 0 auto;"> 9 of 9 </div>
B. Department	
III. TITLE AND CRITERIA	
A. Workshop Title Professional Learning Team (PLT)	B. Funding source(s) and account numbers
B. Selection Criteria Priority	<input checked="" type="checkbox"/> Grant Account
<input type="checkbox"/> 1. Approved Curriculum Change	<input type="checkbox"/> District Budget Account
<input checked="" type="checkbox"/> 2. District Goals	<input type="checkbox"/> Township Initiative
<input type="checkbox"/> 3. Federal and/or State Mandates:	<input type="checkbox"/> Other


V. NAME(S), DAYS, DATES, AND HOURS (Provide the names of all faculty, including media specialists, librarians, etc., who will work in this workshop. A typical summer workshop day is 5 hours.)			
NAMES	DATES	# OF DAYS	TOTAL HOURS (6 hours per day)
1. TBD	June 2	1	6
2. TBD	June 2	1	6
3. TBD	June 2	1	6
4. TBD	June 2	1	6
5. TBD	June 2	1	6
6. TBD	June 2	1	6
7. TBD	June 2	1	6
8. TBD	June 2	1	6
9. TBD	June 2	1	6
10. TBD	June 2	1	6
11. TBD	June 2	1	6
12. TBD	June 2	1	6
13. TBD	June 2	1	6
14. TBD	June 2	1	6
15. TBD	June 2	1	6
16. TBD	June 2	1	6
17. TBD	June 2	1	6
18. TBD	June 2	1	6
19. TBD	June 2	1	6
20. TBD	June 2	1	6
21. TBD	June 2	1	6
TOTALS		21	126 hours

VI. SUMMER WORKSHOP DESCRIPTION (In this box, provide a clearly written detailed description of the work to be done, impact on teaching/learning/students, course enrollment, etc.)

LT's Professional Learning Team has been in existence since March, 2011. When the PLT began their journey in 2011, they implemented a professional learning design that consisted of several strands including assessment literacy, differentiated instruction, and discipline-based literacy (CCSS). In 2018, a new strand was added, social-emotional learning. In 2019, we expanded to this strand by adding included awareness training. In 2022, we evolved this strand to encompass culturally responsive pedagogy.

Following the development of a more curriculum-based professional learning model for the 2023-24 school year, the PLT will spend its workshop helping to clarify roles and responsibilities as well as learn how the Curriculum Review process will help to guide our professional learning for the upcoming school year.

By providing effective professional learning on essential aspects of teaching and learning, staff will receive the support needed to improve classroom practices which will enhance student learning.

VII. SIGNATURES AND APPROVAL	
Primary Submitting Teacher(s)	Date
Curriculum Coordinator(s)/Assistant Division Chair(s)	Date
Division Chair(s)	Date
Director of Curriculum/Instruction or Personnel 	Date 2/28/23

VIII. CURRICULUM OFFICE USE ONLY	
Approved as submitted	Not approved with rationale
Approved with revisions	Total hours approved
District budget hours	Grant hours
Other hours	Maximum cost allowable

**LYONS TOWNSHIP HIGH SCHOOL DISTRICT 204
2023 Summer Workshop Proposal**

I. DIRECTIONS
<ul style="list-style-type: none"> • Proposal(s) for 2023 Summer Workshops must be completed using this form. Save to your file first. • Division chair submits proposals to Curriculum/Instruction Office by Monday, February 6, 3:00 p.m. • Submit form electronically and as a signed hard copy.

II. DIVISION(S) AND DEPARTMENT(S)	IV. DIVISION CHAIR USE ONLY
A. Division LAD	A. Number and priority of department proposals (specify priority order, e.g., 2 of 8, etc.) <div style="text-align: center;">1 of 1</div>
B. Department EL/Bilingual	
III. TITLE AND CRITERIA	
A. Workshop Title EL Curriculum Maps Updates	B. Funding source(s) (Curriculum Office Only)
B. Selection Criteria Priority	<input type="checkbox"/> Grant Account
<input type="checkbox"/> 1. Approved Curriculum Change	<input type="checkbox"/> District Budget Account
<input type="checkbox"/> 2. Strategic Plan	<input type="checkbox"/> Township Initiative
<input checked="" type="checkbox"/> 3. Federal and/or State Mandates	<input type="checkbox"/> Other

V. NAME(S), DAYS, DATES, AND HOURS (Provide the names of all faculty (not including administrators) who will work in this workshop. A typical workshop day is 5 hours. If you intend on having longer or shorter days, change the Total Hours multiplier.)			
NAMES	DATES	NUMBER OF DAYS	TOTAL HOURS (Days x 5)
1. Francisco Gamboa - ESL	6/3/23 – 6/6/23	4	20
2. Sydney Slager – World History EL/US EL	6/3/23 – 6/6/23	4	20
3. Leo Reyes – Spanish for Heritage Speakers	6/3/23 – 6/6/23	4	20
4.			
5.			
6.			
7.			
8.			
9.			
10.			
TOTALS		4	60

VI. SUMMER WORKSHOP DESCRIPTION (In this box, provide a clearly written detailed description of the work to be done, impact on teaching/learning/students, course enrollment, etc.)
<p>As a result of the ISBE EL Audit this year, we understand that some of our EL course curriculum maps need updating to include the new Spanish Language Arts Standards and to more fully infuse the ELD (English Language Development Standards). In addition, World History EL and US EL need to clearly identify units that address the histories and cultures of the native lands of our ELs. Teachers will use this time to learn about their respective standards more fully and revise their curricula to reflect these needed components.</p>

VII. SIGNATURES AND APPROVAL	
Primary Submitting Teacher(s)	Date
Curriculum Coordinator(s)/Assistant Division Chair(s)	Date
Division Chair(s) <i>Karen Raine</i>	Date <i>2-3-23</i>
Director of Curriculum/Instruction or Personnel <i>[Signature]</i>	Date <i>2-3-23</i>

VIII. CURRICULUM OFFICE USE ONLY	
Approved as submitted	Not approved with rationale
Approved with revisions	Total hours approved
District budget hours	Grant hours
Other hours	Maximum cost allowable

LYONS TOWNSHIP HIGH SCHOOL DISTRICT 204
2023 Summer Workshop Proposal

I. DIRECTIONS

- Proposal(s) for 2023 Summer Workshops must be completed using this form. Save to your file first.
- Division chair submits proposals to Curriculum/Instruction Office by Monday, February 6, 3:00 p.m.
- Submit form electronically and in hard copy.

II. DIVISION(S) AND DEPARTMENT(S)	IV. DIVISION CHAIR USE ONLY
A. Division Equity and Belonging, Curriculum	A. Number and priority of department proposals (specify priority order, e.g., 2 of 8, etc.) <div style="text-align: center;">1 of 1</div>
B. Department Equity and Belonging, Curriculum	
III. TITLE AND CRITERIA	
A. Workshop Title Cultivating Curriculum	B. Funding source(s) and account numbers
B. Selection Criteria Priority	<input type="checkbox"/> Grant Account
<input type="checkbox"/> 1. Approved Curriculum Change	<input checked="" type="checkbox"/> District Budget Account
<input checked="" type="checkbox"/> 2. Strategic Plan	<input type="checkbox"/> Township Initiative
<input type="checkbox"/> 3. Federal and/or State Mandates	<input type="checkbox"/> Other

V. NAME(S), DAYS, DATES, AND HOURS (Provide the names of all faculty, including media specialists, librarians, etc., who will work in this workshop. A typical summer workshop day is 5 hours.)

NAMES	DATES	NUMBER OF DAYS	TOTAL HOURS (Days x 5)
1. 20 Teachers	June 12, days 2 and 3 arranged by team	3	15
TOTALS			300


VI. SUMMER WORKSHOP DESCRIPTION (In this box, provide a clearly written detailed description of the work to be done, impact on teaching/learning/students, course enrollment, etc.)



Cultivating Curriculum: Lesson Creation Summer Workshop

Description: Teams of 2-4 teachers will commit to working on creating Culturally Responsive Lessons that incorporate the 5 Pursuits presented in *Cultivating Genius* (model by Dr. Gholdy Muhammad) as a part of this 15 hour summer workshop experience (June date/ Independent Team Hours/Team Workshop Day).

Who can Apply: Teachers that have participated in our Culturally Responsive Teacher training via the Cultivating Genius L-TEAMS, Equity Ambassadors, or PLC Culturally Responsive Teaching PLC Strand can apply for this Level-2 learning opportunity.





Teacher Teams: will need to identify a unit of study that they would like to update or create and will utilize the five learning pursuits to anchor their work in developing more Culturally Responsive lessons and learning environment.

Dates:

- Day 1- June 12th Lesson Creation Summer Workshop @ LT (ALL Teams)
- Day 2- One work day identified by each Lesson Team
- Day 3- One Team work day at LT with one-on-one support. Team will coordinate the date with Dr. Rowe

Things to Know:

- Each member of the Lesson Teams must commit to sharing their work as a part of the Lesson Sharing Symposium (Institute Day session)
- Each participant must commit to being in attendance for the one common workshop day at LT (5 hours)
- Each Group will commit to collaborating on these lessons for a total of 5 working hours that they will log
- Each Group will identify a day where they will work at LT with Dr. Rowe and a special guest teacher (if available) for support to finalize the lessons for this project
- Each Group will create a common folder with all resources, lessons and materials that can be shared in a common lesson repository folder for other teachers to access
- Each Group will collaborate to organize a presentation sharing their work with peers as a part of our Lesson Sharing Symposium session for an Institute Day.

VII. SIGNATURES AND APPROVAL	
Primary Submitting Teacher(s)	Date
Curriculum Coordinator(s)/Assistant Division Chair(s)	Date
Division Chair(s) 	Date 2/3/23
Director of Curriculum/Instruction or Personnel 	Date 2/24/23

VIII. CURRICULUM OFFICE USE ONLY	
Approved as submitted	Not approved with rationale
Approved with revisions	Total hours approved
District budget hours	Grant hours
Other hours	Maximum cost allowable

LYONS TOWNSHIP HIGH SCHOOL DISTRICT 204
2023 Summer Workshop Proposal

I. DIRECTIONS
<ul style="list-style-type: none"> • Proposal(s) for 2023 Summer Workshops must be completed using this form. Save to your file first. • Division chair submits proposals to Curriculum/Instruction Office by Monday, February 6, 3:00 p.m. • Submit form electronically and as a signed hard copy.

II. DIVISION(S) AND DEPARTMENT(S)	IV. DIVISION CHAIR USE ONLY			
A. Division Student Services	A. Number and priority of department proposals (specify priority order, e.g., 2 of 8, etc.)			
B. Department Counseling				
III. TITLE AND CRITERIA	<table border="1" style="display: inline-table; border-collapse: collapse;"> <tr> <td style="width: 30px; text-align: center;">1</td> <td style="width: 30px; text-align: center;">of</td> <td style="width: 30px; text-align: center;">1</td> </tr> </table>	1	of	1
1	of	1		
A. Workshop Title Tier II Intervention Development	B. Funding source(s) (Curriculum Office Only)			
B. Selection Criteria Priority - Priority I	<input type="checkbox"/> Grant Account			
<input type="checkbox"/> 1. Approved Curriculum Change	<input checked="" type="checkbox"/> District Budget Account			
<input checked="" type="checkbox"/> 2. Strategic Plan	<input type="checkbox"/> Township Initiative			
<input type="checkbox"/> 3. Federal and/or State Mandates	<input type="checkbox"/> Other			

V. NAME(S), DAYS, DATES, AND HOURS (Provide the names of all faculty (not including administrators) who will work in this workshop. A typical workshop day is 5 hours. If you intend on having longer or shorter days, change the Total Hours multiplier.)			
NAMES	DATES	NUMBER OF DAYS	TOTAL HOURS (Days x 5)
1. Mike Ziroli	6/7 and 6/8	2	10
2. Pat King	6/7 and 6/8	2	10
3. Jane Bauer	6/7 and 6/8	2	10
4. Kristi Gabriel	6/7 and 6/8	2	10
5. Tammy Miller	6/7 and 6/8	2	10
6. Lauren Cuchna	6/7 and 6/8	2	10
7. Alex Ip	6/7 and 6/8	2	10
8. Kristen Sisto	6/7 and 6/8	2	10
9. Kate Pruski	6/7 and 6/8	2	10
10. Chris Grosrenaud	6/7 and 6/8	2	10
11. Brooke Spencer	6/7 and 6/8	2	10
12. Gia Garro	6/7 and 6/8	2	10
13. Nicole Ziroli	6/7 and 6/8	2	10
14. Katy Kozlowski	6/7 and 6/8	2	10
15. Anne Strickland	6/7 and 6/8	2	10
16. TBD – Freshman School Counselor	6/7 and 6/8	2	10
17. Cody Dailey	6/7 and 6/8	2	10
18. Kate Wohlgemuth	6/7 and 6/8	2	10
TOTALS		36	180

VI. SUMMER WORKSHOP DESCRIPTION (In this box, provide a clearly written detailed description of the work to be done, impact on teaching/learning/students, course enrollment, etc.)
--

The essential component to a school district's Multi-Tiered System of Support framework is comprehensive Tier 1 instruction and programming that meets the academic, behavioral, and attendance needs of the vast majority of students. This same framework is applied across all divisions and departments at LTHS though the learning and skill targets are specific to the content addressed. When students demonstrate the need for additional support to reach grade-level outcomes (in any area), that support should be layered on top of the existing Tier 1 programming rather than in lieu of the foundational instruction/programming. It is also essential to a healthy MTSS framework that it follows a cycle of continuous improvement that embeds data-driven program evaluation and time for adjustment of the lessons/materials, etc.

The Student Services Division provides a wide variety of services and supports to students across Tiers I, II, and III. With regard to grade-level school counseling, the essential Tier I programming is the Group Guidance curriculum, which provides instruction with a scope and sequence that spans all four years of high school with an overall focus of post-secondary readiness for all students. Typical components of post-secondary planning include interest assessments, course planning, career exploration, and understanding post-secondary training and education options but can also include social and emotional learning, executive functioning, linkages to outside experiences (i.e. job-shadow opportunities, internships) among other topics.

In order to improve the existing 4-year Group Guidance curriculum to one that best meets the needs of LT students and is grounded in best practice, the grade level teams have begun working on using data to better identify and understand the student needs and use that information to drive their work. Concurrently, LTHS is shifting to an updated post-secondary platform (Schoolinks) that is dynamic and engaging for students and families and in alignment with the American School Counselor Association (ASCA) National Model.

The ASCA National Model guides school counselors in the development of school counseling programs that:

- are based on data-informed decision making
- are delivered to all students systematically
- include a developmentally appropriate curriculum focused on the mindsets and behaviors all students need for postsecondary readiness and success
- close achievement and opportunity gaps
- result in improved student achievement, attendance and discipline



Additionally, the cycle of continuous improvement for curriculum and instruction (regardless of content) is driven by the following:

- Essential Question 1: What do we want students to know and be able to do? How do we teach effectively and responsively to ensure all students are able to access material? (Tier I)
- Essential Question 2: What do we do when students do not learn or achieve mastery? (Tier II)

On average, LT students attend 4 Group Guidance sessions/school year (in addition to 1:1 appointments as-needed and for registration). These lessons are typically delivered in small group settings and provide the necessary instruction for students to meet grade-level targets. Each year's lessons build upon the previous year and it is critical that our school counselors have full mastery of all lessons from Grade 9-12 as they move grade-to-grade with their students. This proposed summer workshop has been developed to provide all 16 grade-level counselors, the College and Career Counselor, and the Assistant Division Chair with two (5-hour) days to:

- Develop the 4-year Group Guidance Scope and Sequence (ESQ 1)
- Develop individual lessons, learning objectives, and formative and summative assessments for each Group Guidance session across all 4 years (ESQ 1)
- Determine a schedule for delivering the curriculum (when, where) and develop the standard communications to students, families, and staff to promote understanding, engagement, and transparency
- Determine when/where additional support will be provided for students who demonstrate difficulty (ESQ 2)

All of the participants will work together in large and small groups over the two days to ensure continuity and consistency in the Group Guidance experience for students from year to year as well as alignment with ASCA standards, integration of the Schoolinks post-secondary platform, and to ensure robust Tier I Student Services instruction/programming that allows for targeted Tier II/III interventions when needed.

VII. SIGNATURES AND APPROVAL	
Primary Submitting Teacher(s)	Date
Curriculum Coordinator(s)/Assistant Division Chair(s)	Date
Division Chair(s) 	Date 2/15/23
Director of Curriculum/Instruction or Personnel 	Date 2/27/23

VIII. CURRICULUM OFFICE USE ONLY	
Approved as submitted	Not approved with rationale
Approved with revisions	Total hours approved
District budget hours	Grant hours
Other hours	Maximum cost allowable





LYONS TOWNSHIP HIGH SCHOOL DISTRICT 204
2023 Summer Workshop Proposal

I. DIRECTIONS
<ul style="list-style-type: none"> ● Proposal(s) for 2023 Summer Workshops must be completed using this form. Save to your file first. ● Division chair submits proposals to Curriculum/Instruction Office by Monday, February 6, 3:00 p.m. ● Submit form electronically and as a signed hard copy.

II. DIVISION(S) AND DEPARTMENT(S)	IV. DIVISION CHAIR USE ONLY			
A. Division LAD	A. Number and priority of department proposals (specify priority order, e.g., 2 of 8, etc.)			
B. Department English				
<table border="1" style="display: inline-table; border-collapse: collapse;"> <tr> <td style="width: 20px; text-align: center;">1</td> <td style="width: 20px; text-align: center;">of</td> <td style="width: 20px; text-align: center;">2</td> </tr> </table>		1	of	2
1	of	2		
III. TITLE AND CRITERIA	B. Funding source(s) (Curriculum Office Only)			
A. Workshop Title English II Lit Accel Curriculum Work	<input type="checkbox"/> Grant Account			
B. Selection Criteria Priority	<input checked="" type="checkbox"/> District Budget Account			
<input checked="" type="checkbox"/> 1. Approved Curriculum Change	<input type="checkbox"/> Township Initiative			
<input type="checkbox"/> 2. Strategic Plan	<input type="checkbox"/> Other			
<input type="checkbox"/> 3. Federal and/or State Mandates				

V. NAME(S), DAYS, DATES, AND HOURS (Provide the names of all faculty (not including administrators) who will work in this workshop. A typical workshop day is 5 hours. If you intend on having longer or shorter days, change the Total Hours multiplier.)			
NAMES	DATES	NUMBER OF DAYS	TOTAL HOURS (Days x 5)
1.Katy Melcher	June 5	1	5
2.Vikki Reid	June 5	1	5
3.Jason Verdin	June 5	1	5
4.			
5.			
6.			
7.			
8.			
9.			
10.			
TOTALS		3	15

VI. SUMMER WORKSHOP DESCRIPTION (In this box, provide a clearly written detailed description of the work to be done, impact on teaching/learning/students, course enrollment, etc.)
<p>With the decision to drop <i>A Tale of Two Cities</i> in the English II Lit Accelerated curriculum, our team is requesting a workshop to examine and adjust our priority standards and to create an engaging, rigorous curriculum that prepares students for junior year English. We will work with components in the <i>Norton Anthology of Non-fiction</i> to integrate into a unit that will focus on critical reading, rhetorical analysis, and overall writing skills. With the infusion of more non-fiction in the course, we will have more opportunities for informational writing and research. In addition, we will ensure our coursework and assessments are aligned overall and update the syllabus and curriculum map, while anticipating further evaluation during the sophomore curriculum review process in the 2023-2024 school year.</p>

VII. SIGNATURES AND APPROVAL	
 Primary Submitting Teacher(s)	Date 2/10/23
 Curriculum Coordinator(s)/Assistant Division Chair(s)	Date 2/10/23
 Division Chair(s)	Date 2/10/23
Director of Curriculum/Instruction or Personnel 	Date 2/27/23

VIII. CURRICULUM OFFICE USE ONLY	
Approved as submitted	Not approved with rationale
Approved with revisions	Total hours approved
District budget hours	Grant hours
Other hours	Maximum cost allowable




LYONS TOWNSHIP HIGH SCHOOL DISTRICT 204
2023 Summer Workshop Proposal

I. DIRECTIONS
<ul style="list-style-type: none"> ● Proposal(s) for 2023 Summer Workshops must be completed using this form. Save to your file first. ● Division chair submits proposals to Curriculum/Instruction Office by Monday, February 6, 3:00 p.m. ● Submit form electronically and as a signed hard copy.

II. DIVISION(S) AND DEPARTMENT(S)	IV. DIVISION CHAIR USE ONLY			
A. Division LAD	A. Number and priority of department proposals (specify priority order, e.g., 2 of 8, etc.) <table style="margin-left: auto; margin-right: auto; border-collapse: collapse;"> <tr> <td style="border: 1px solid black; padding: 2px 10px;">1</td> <td style="border: 1px solid black; padding: 2px 10px;">of</td> <td style="border: 1px solid black; padding: 2px 10px;">1</td> </tr> </table>	1	of	1
1		of	1	
B. Department English				
III. TITLE AND CRITERIA				
A. Workshop Title English II Lit Accel Curriculum Work	B. Funding source(s) (Curriculum Office Only) <input type="checkbox"/> Grant Account <input checked="" type="checkbox"/> District Budget Account <input type="checkbox"/> Township Initiative <input type="checkbox"/> Other			
B. Selection Criteria Priority				
<input checked="" type="checkbox"/> 1. Approved Curriculum Change				
<input type="checkbox"/> 2. Strategic Plan				
<input type="checkbox"/> 3. Federal and/or State Mandates				

V. NAME(S), DAYS, DATES, AND HOURS (Provide the names of all faculty (not including administrators) who will work in this workshop. A typical workshop day is 5 hours. If you intend on having longer or shorter days, change the Total Hours multiplier.)			
NAMES	DATES	NUMBER OF DAYS	TOTAL HOURS (Days x 5)
1.Katy Melcher	June 5	1	5
2.Vikki Reid	June 5	1	5
3.Jason Verdin	June 5	1	5
4.			
5.			
6.			
7.			
8.			
9.			
10.			
TOTALS		3	15

VI. SUMMER WORKSHOP DESCRIPTION (In this box, provide a clearly written detailed description of the work to be done, impact on teaching/learning/students, course enrollment, etc.)

VII. SIGNATURES AND APPROVAL	
Primary Submitting Teacher(s) Kari Karubas Aaron Tieman 	Date February 7, 2023
Curriculum Coordinator(s)/Assistant Division Chair(s)	Date
Division Chair(s) 	Date 2/7/23
Director of Curriculum/Instruction or Personnel 	Date 2/27/23

VIII. CURRICULUM OFFICE USE ONLY	
Approved as submitted	Not approved with rationale
Approved with revisions	Total hours approved
District budget hours	Grant hours
Other hours	Maximum cost allowable

**LYONS TOWNSHIP HIGH SCHOOL DISTRICT 204
2023 Summer Workshop Proposal**

I. DIRECTIONS
<ul style="list-style-type: none"> • Proposal(s) for 2023 Summer Workshops must be completed using this form. Save to your file first. • Division chair submits proposals to Curriculum/Instruction Office by Monday, February 6, 3:00 p.m. • Submit form electronically and in hard copy.

II. DIVISION(S) AND DEPARTMENT(S)	IV. DIVISION CHAIR USE ONLY			
A. Division Fine Arts	A. Number and priority of department proposals (specify priority order, e.g., 2 of 8, etc.) <table border="1" style="margin-left: auto; margin-right: auto;"><tr><td>1</td><td>of</td><td>1</td></tr></table>	1	of	1
1		of	1	
B. Department World Language				
III. TITLE AND CRITERIA				
A. Workshop Spanish ACP New Curriculum Title	B. Funding source(s) and account numbers			
B. Selection Criteria Priority	<input type="checkbox"/> Grant Account			
X 1. Approved Curriculum Change	X District Budget Account			
<input type="checkbox"/> 2. District Goals: NCLB & PSAE	<input type="checkbox"/> Township Initiative			
<input type="checkbox"/> 3. Federal and/or State Mandates: NCLB & PSAE	<input type="checkbox"/> Other			

V. NAME(S), DAYS, DATES, AND HOURS (Provide the names of all faculty, including media specialists, librarians, etc., who will work in this workshop. A typical summer workshop day is 5 hours.)			
NAMES	DATES	NUMBER OF DAYS	TOTAL HOURS (Days x 5)
1. Ellen Acuña	TBD: June, 2023	5	25
2. JoEllen Gregie	TBD: June, 2023	5	25
3. Kristie Scriba	TBD: June, 2023	5	25
TOTALS		15	75

VI. SUMMER WORKSHOP DESCRIPTION (In this box, provide a clearly written detailed description of the work to be done, impact on teaching/learning/students, course enrollment, etc.)
Indiana University has changed their textbook and curriculum for the Dual Credit courses. S200 (Spanish 3H) will be phased in during the 2023-2024 school year and this summer we will need to create the curriculum, lessons and syllabus as required by Indiana University.

VII. SIGNATURES AND APPROVAL	
Primary Submitting Teacher(s) <i>J. Ellen Dregie</i>	Date 1.18.2023
Curriculum Coordinator(s)/Assistant Division Chair(s)	Date
Division Chair(s) <i>[Signature]</i>	Date 2.6.2023
Director of Curriculum/Instruction or Personnel <i>[Signature]</i>	Date <i>2/27/23</i>

VIII. CURRICULUM OFFICE USE ONLY	
Approved as submitted	Not approved with rationale
Approved with revisions	Total hours approved
District budget hours	Grant hours
Other hours	Maximum cost allowable

LYONS TOWNSHIP HIGH SCHOOL DISTRICT 204
2023 Summer Workshop Proposal

I. DIRECTIONS
<ul style="list-style-type: none"> ● Proposal(s) for 2023 Summer Workshops must be completed using this form. Save to your file first. ● Division chair submits proposals to Curriculum/Instruction Office by Monday, February 6, 3:00 p.m. ● Submit form electronically and as a signed hard copy.

II. DIVISION(S) AND DEPARTMENT(S)	IV. DIVISION CHAIR USE ONLY
A. Division Physical Welfare	A. Number and priority of department proposals (specify priority order, e.g., 2 of 8, etc.)
B. Department Physical Education & Special Education	
III. TITLE AND CRITERIA	1 of 2
A. Workshop Title	B. Funding source(s) (Curriculum Office Only)
B. Selection Criteria Priority	<input type="checkbox"/> Grant Account
<input checked="" type="checkbox"/> 1. Approved Curriculum Change	<input checked="" type="checkbox"/> District Budget Account
<input type="checkbox"/> 2. Strategic Plan	<input type="checkbox"/> Township Initiative
<input type="checkbox"/> 3. Federal and/or State Mandates	<input type="checkbox"/> Other





V. NAME(S), DAYS, DATES, AND HOURS (Provide the names of all faculty (not including administrators) who will work in this workshop. A typical workshop day is 5 hours. If you intend on having longer or shorter days, change the Total Hours multiplier.)			
NAMES	DATES	NUMBER OF DAYS	TOTAL HOURS (Days x 5)
1. Kristine Vins	6/5-6/7	3	15
2. Cassie Niego	6/5-6/7	3	15
3. Gretchen Jochum	6/5-6/7	3	15
4. Jill Vaupell	6/5-6/7	3	15
5. Daniella Gutierrez	6/5-6/7	3	15
6. Beth Rappa	6/5-6/7	3	15
7. Abby Shapland	6/5-6/7	3	15
8. Madeleine McPartland (LADSE PT)	6/5-6/7	3	15
9. Katie Smart (LADSE SLP)	6/5-6/7	3	15
10.			
TOTALS			135

VI. SUMMER WORKSHOP DESCRIPTION (In this box, provide a clearly written detailed description of the work to be done, impact on teaching/learning/students, course enrollment, etc.)
--

In preparation for our new Adaptive PE Leaders course we would like bring together our key staff members that will be involved to solidify the logistics and curriculum for the class. Because the class works in conjunction with our LIFE program and LIFE PE class it will be important to have all parties involved in the final development of the curriculum and how this class will “push in” and support the LIFE PE classes.

Intended outcomes of this workshop include:

- Adaptive PE Leaders curriculum map with common formative and summative assessments that are aligned to standards.
- A full semester long curriculum to train student leaders on working with students with disabilities, how to modify activities to meet the needs of various students, and experiencing what it is like to engage in modified activities if you have a disability.
- The development of supplemental learning materials for students in the course.
- The development of individual lessons linked to SHAPE standards, IL Learning PE/Health standards, and SEL standards.
- The development of individual lessons that focus on students disabilities and how to appropriately modify or accommodate activities to include all students.

VII. SIGNATURES AND APPROVAL	
Primary Submitting Teacher(s) 	Date
Curriculum Coordinator(s)/Assistant Division/Chair(s) 	Date 2/3/23
Division Chair(s) 	Date 2/3/23
Director of Curriculum/Instruction or Personnel 	Date 2/27/23

VIII. CURRICULUM OFFICE USE ONLY	
Approved as submitted	Not approved with rationale
Approved with revisions	Total hours approved
District budget hours	Grant hours
Other hours	Maximum cost allowable

LYONS TOWNSHIP HIGH SCHOOL DISTRICT 204
2023 Summer Workshop Proposal

I. DIRECTIONS
<ul style="list-style-type: none"> ● Proposal(s) for 2023 Summer Workshops must be completed using this form. Save to your file first. ● Division chair submits proposals to Curriculum/Instruction Office by Monday, February 6, 3:00 p.m. ● Submit form electronically and as a signed hard copy.

II. DIVISION(S) AND DEPARTMENT(S)	IV. DIVISION CHAIR USE ONLY
A. Division Physical Welfare	A. Number and priority of department proposals (specify priority order, e.g., 2 of 8, etc.) <div style="text-align: center; border: 1px solid black; display: inline-block; padding: 2px;">2</div> of <div style="text-align: center; border: 1px solid black; display: inline-block; padding: 2px;">2</div>
B. Department Physical Education	
III. TITLE AND CRITERIA	
A. Workshop Title	B. Funding source(s) (Curriculum Office Only)
B. Selection Criteria Priority	<input type="checkbox"/> Grant Account
<input checked="" type="checkbox"/> 1. Approved Curriculum Change	<input checked="" type="checkbox"/> District Budget Account
<input type="checkbox"/> 2. Strategic Plan	<input type="checkbox"/> Township Initiative
<input type="checkbox"/> 3. Federal and/or State Mandates	<input type="checkbox"/> Other





V. NAME(S), DAYS, DATES, AND HOURS (Provide the names of all faculty (not including administrators) who will work in this workshop. A typical workshop day is 5 hours. If you intend on having longer or shorter days, change the Total Hours multiplier.)			
NAMES	DATES	NUMBER OF DAYS	TOTAL HOURS (Days x 5)
1. Bryan Aloisio	6/7-6/8	2	10
2. Jon Beutjer	6/7-6/8	2	10
3. Joe Conway	6/7-6/8	2	10
4. Katie Meyers	6/7-6/8	2	10
TOTALS		8	40

VI. SUMMER WORKSHOP DESCRIPTION (In this box, provide a clearly written detailed description of the work to be done, impact on teaching/learning/students, course enrollment, etc.)
--

With our new Basic Self-Defense course that employs the RAD curriculum for those who identify as male or non-binary it is essential that we bring our RAD male self-defense certified instructors together to finalize the curriculum. This time will be important to review the course plans, unit plans, and individual lessons that have been developed and ensure they are linked to the RAD standards (as well as the SHAPE America and IL PE standards) and are assessed in an accurate way. In addition, there will be time needed to develop systems to ensure all students feel safe and supported in the class. Procedures will be developed if a student confides in their teacher that they have been a victim in the past or if other concerns arise based on the sensitive nature of the class. While each teacher has been trained in RAD systems as a Basic Self-Defense Instructor for males it will be important that all teachers collaborate to ensure we are providing a safe, supported, and consistent curriculum regardless of instructor.

Intended outcomes of this workshop include:

- Self-defense curriculum map (specifically related to male and non-binary issues) with common formative and summative assessments that are aligned to standards.
- Procedures developed for students that are struggling emotionally in the course or for students that confide to a teacher or peer of a past assault.
- The development of supplemental learning materials for students in the course.
- The development of individual lessons linked to SHAPE standards as well as RAD and SEL standards.

VII. SIGNATURES AND APPROVAL	
Primary Submitting Teacher(s) 	Date 2/3/23
Curriculum Coordinator(s) Assistant Division Chair(s) 	Date 2/3/23
Division Chair(s) 	Date 2/3/23
Director of Curriculum Instruction or Personnel 	Date 2/27/23

VIII. CURRICULUM OFFICE USE ONLY	
Approved as submitted	Not approved with rationale
Approved with revisions	Total hours approved
District budget hours	Grant hours
Other hours	Maximum cost allowable

**LYONS TOWNSHIP HIGH SCHOOL DISTRICT 204
2023 Summer Workshop Proposal**

I. DIRECTIONS
<ul style="list-style-type: none"> ● Proposal(s) for 2023 Summer Workshops must be completed using this form. Save to your file first. ● Division chair submits proposals to Curriculum/Instruction Office by Monday, February 6, 3:00 p.m. ● Submit form electronically and in hard copy.

II. DIVISION(S) AND DEPARTMENT(S)	IV. DIVISION CHAIR USE ONLY
A. Division Math/Science	A. Number and priority of department proposals (specify priority order, e.g., 2 of 8, etc.)
B. Department Science	
III. TITLE AND CRITERIA	1 of 3
A. Workshop Title Medical Terminology	B. Funding source(s) and account numbers
B. Selection Criteria Priority	<input type="checkbox"/> Grant Account
<input type="checkbox"/> 1. Approved Curriculum Change	X District Budget Account
X 2. Strategic Plan	<input type="checkbox"/> Township Initiative
X 3. Federal and/or State Mandates	<input type="checkbox"/> Other

V. NAME(S), DAYS, DATES, AND HOURS (Provide the names of all faculty, including media specialists, librarians, etc., who will work in this workshop. A typical summer workshop day is 5 hours.)			
NAMES	DATES	NUMBER OF DAYS	TOTAL HOURS (Days x 5)
1. Sylvia Tanious	TBD	4	20
2. Amber Beemer		3	15
3. Brie Hawrysz		3	15
4.			
5.			
6.			
7.			
8.			
9.			
10.			
TOTALS			50

VI. SUMMER WORKSHOP DESCRIPTION (In this box, provide a clearly written detailed description of the work to be done, impact on teaching/learning/students, course enrollment, etc.)
<p>This proposal will develop an all-new curriculum for the Medical Terminology course, including a syllabus, curriculum map, course outline, major assessments, etc.</p>

VII. SIGNATURES AND APPROVAL	
Primary Submitting Teacher(s) <i>Amber Beemer</i>	Date <i>1/31/2023</i>
Curriculum Coordinator(s)/Assistant Division Chair(s) <i>Cherette Orusco</i>	Date <i>1/31/2023</i>
Division Chair(s) <i>Collin Voigt</i>	Date <i>1/31/23</i>
Director of Curriculum/Instruction or Personnel <i>Scott Spang</i>	Date <i>2/28/23</i>

VIII. CURRICULUM OFFICE USE ONLY	
Approved as submitted	Not approved with rationale
Approved with revisions	Total hours approved
District budget hours	Grant hours
Other hours	Maximum cost allowable

**LYONS TOWNSHIP HIGH SCHOOL DISTRICT 204
2023 Summer Workshop Proposal**

I. DIRECTIONS

- Proposal(s) for 2023 Summer Workshops must be completed using this form. Save to your file first.
- Division chair submits proposals to Curriculum/Instruction Office by Monday, February 6, 3:00 p.m.
- Submit form electronically and in hard copy.

II. DIVISION(S) AND DEPARTMENT(S)	IV. DIVISION CHAIR USE ONLY
A. Division Math/Science	A. Number and priority of department proposals (specify priority order, e.g., 2 of 8, etc.) <div style="text-align: center; border: 1px solid black; display: inline-block; padding: 2px;">2 of 3</div>
B. Department Science	
III. TITLE AND CRITERIA	B. Funding source(s) and account numbers
A. Workshop Title Urban Agriculture	
B. Selection Criteria Priority	
<input type="checkbox"/> 1. Approved Curriculum Change	
<input checked="" type="checkbox"/> 2. Strategic Plan	<input type="checkbox"/> Grant Account
<input checked="" type="checkbox"/> 3. Federal and/or State Mandates	<input checked="" type="checkbox"/> District Budget Account
	<input type="checkbox"/> Township Initiative
	<input type="checkbox"/> Other

V. NAME(S), DAYS, DATES, AND HOURS (Provide the names of all faculty, including media specialists, librarians, etc., who will work in this workshop. A typical summer workshop day is 5 hours.)			
NAMES	DATES	NUMBER OF DAYS	TOTAL HOURS (Days x 5)
1. Kaleigh Dolan	TBD	5	25
2. TBD		5	25
4.			
5.			
6.			
7.			
8.			
9.			
10.			
TOTALS			50

VI. SUMMER WORKSHOP DESCRIPTION (In this box, provide a clearly written detailed description of the work to be done, impact on teaching/learning/students, course enrollment, etc.)
<p>This proposal will develop an all-new curriculum for the Sustainable Urban Agriculture course, including a syllabus, curriculum map, course outline, major assessments, etc.</p>

VII. SIGNATURES AND APPROVAL	
Primary Submitting Teacher(s) <i>[Signature]</i>	Date 2/11/2023
Curriculum Coordinator(s)/Assistant Division Chair(s) <i>Annette Orsini</i>	Date 1/31/2023
Division Chair(s) <i>Collin Voigt</i>	Date 1/31/23
Director of Curriculum/Instruction or Personnel <i>[Signature]</i>	Date 2/27/23

VIII. CURRICULUM OFFICE USE ONLY	
Approved as submitted	Not approved with rationale
Approved with revisions	Total hours approved
District budget hours	Grant hours
Other hours	Maximum cost allowable

LYONS TOWNSHIP HIGH SCHOOL DISTRICT 204
2023 Summer Workshop Proposal

I. DIRECTIONS	
<ul style="list-style-type: none"> ● Proposal(s) for 2023 Summer Workshops must be completed using this form. Save to your file first. ● Division chair submits proposals to Curriculum/Instruction Office by Monday, February 6, 3:00 p.m. ● Submit form electronically and in hard copy. 	

II. DIVISION(S) AND DEPARTMENT(S)	IV. DIVISION CHAIR USE ONLY
A. Division Math/Science	A. Number and priority of department proposals (specify priority order, e.g., 2 of 8, etc.) <div style="text-align: center; border: 1px solid black; display: inline-block; padding: 2px;">3</div> of <div style="text-align: center; border: 1px solid black; display: inline-block; padding: 2px;">3</div>
B. Department Science	
III. TITLE AND CRITERIA	
A. Workshop Title Earth & Space Science	B. Funding source(s) and account numbers
B. Selection Criteria Priority	<input type="checkbox"/> Grant Account
X 1. Approved Curriculum Change	X District Budget Account
<input type="checkbox"/> 2. Strategic Plan	<input type="checkbox"/> Township Initiative
<input type="checkbox"/> 3. Federal and/or State Mandates	<input type="checkbox"/> Other

V. NAME(S), DAYS, DATES, AND HOURS (Provide the names of all faculty, including media specialists, librarians, etc., who will work in this workshop. A typical summer workshop day is 5 hours.)			
NAMES	DATES	NUMBER OF DAYS	TOTAL HOURS (Days x 5)
1. Natalie Petrevski	TBD	5	25
2. TBD		5	25
3.			
4.			
5.			
6.			
7.			
8.			
9.			
10.			
TOTALS			50

VI. SUMMER WORKSHOP DESCRIPTION (In this box, provide a clearly written detailed description of the work to be done, impact on teaching/learning/students, course enrollment, etc.)
This proposal will develop an all-new curriculum for the Earth Space Science course, including a syllabus, curriculum map, course outline, major assessments, etc.

VII. SIGNATURES AND APPROVAL	
Primary Submitting Teacher(s) <i>Melanie J. Kubit</i>	Date <i>2/11/2023</i>
Curriculum Coordinator(s)/Assistant Division Chair(s) <i>Annelle Brown</i>	Date <i>1/21/2023</i>
Division Chair(s) <i>Collin Voigt</i>	Date <i>1/31/23</i>
Director of Curriculum/Instruction or Personnel <i>Scott Egan</i>	Date <i>2/27/23</i>

VIII. CURRICULUM OFFICE USE ONLY	
Approved as submitted	Not approved with rationale
Approved with revisions	Total hours approved
District budget hours	Grant hours
Other hours	Maximum cost allowable

**LYONS TOWNSHIP HIGH SCHOOL DISTRICT 204
2023 Summer Workshop Proposal**

I. DIRECTIONS
<ul style="list-style-type: none"> • Proposal(s) for 2023 Summer Workshops must be completed using this form. Save to your file first. • Division chair submits proposals to Curriculum/Instruction Office by Monday, February 6, 3:00 p.m. • Submit form electronically and as a signed hard copy.

II. DIVISION(S) AND DEPARTMENT(S)	IV. DIVISION CHAIR USE ONLY
A. Division Global Studies	A. Number and priority of department proposals (specify priority order, e.g., 2 of 8, etc.) <div style="text-align: center; border: 1px solid black; width: 100px; margin: 0 auto;"> 1 of 1 </div>
B. Department Social Studies	
III. TITLE AND CRITERIA	B. Funding source(s) (Curriculum Office Only)
A. Workshop Title AP Psychology Course	<input checked="" type="checkbox"/> Grant Account
B. Selection Criteria Priority	<input checked="" type="checkbox"/> District Budget Account
<input type="checkbox"/> 1. Approved Curriculum Change	<input type="checkbox"/> Township Initiative
<input type="checkbox"/> 2. Strategic Plan	<input type="checkbox"/> Other
<input type="checkbox"/> 3. Federal and/or State Mandates	

V. NAME(S), DAYS, DATES, AND HOURS (Provide the names of all faculty (not including administrators) who will work in this workshop. A typical workshop day is 5 hours. If you intend on having longer or shorter days, change the Total Hours multiplier.)			
NAMES	DATES	NUMBER OF DAYS	TOTAL HOURS (Days x 5)
1.Lindsay Geraghty	6/5-6/6 2023	2	10
2.Lauren MacCready	6/5-6/6 2023	2	10
3.Michael Morrison	6/5-6/6 2023	2	10
4.John Seiple	6/5-6/6 2023	2	10
5.			
6.			
7.			
8.			
9.			
10.			
TOTALS		8	40

VI. SUMMER WORKSHOP DESCRIPTION (In this box, provide a clearly written detailed description of the work to be done, impact on teaching/learning/students, course enrollment, etc.)
<p>The Psychology PLC will conduct a summer workshop focused on revisions to our AP course by the College Board and the infusion of our inquiry plan into both AP Psychology and Introduction to Psychology.</p> <p>As always, our PLC's work is centered on creating interesting, challenging courses that are student-centered. Thus, our summer workshop will help us ensure that our students have the necessary skills to thrive in our courses.</p>

VII. SIGNATURES AND APPROVAL	
<i>John R. Lopez</i> Primary Submitting Teacher(s) <i>Lindsay Gomez</i> <i>Michael Main</i> <i>Adam Maudley</i>	Date 1-27-23
Curriculum Coordinator(s)/Assistant Division Chair(s) <i>Michael Main</i>	Date 1-27-23
Division Chair(s) <i>[Signature]</i>	Date 2/2/23
Director of Curriculum/Instruction or Personnel <i>[Signature]</i>	Date 2/27/23

VIII. CURRICULUM OFFICE USE ONLY	
Approved as submitted	Not approved with rationale
Approved with revisions	Total hours approved
District budget hours	Grant hours
Other hours	Maximum cost allowable

LYONS TOWNSHIP HIGH SCHOOL DISTRICT 204

SENIOR HONORS DAY DECLARATION CLASS OF 2023

- WHEREAS,** Lyons Township High School District 204 places great importance on the academic achievement and co-curricular involvement of its students throughout their four years of high school; and
- WHEREAS,** the senior students in the Class of 2023 are required to successfully meet the academic standards and expectations of Lyons Township High School District 204 and earn no less than 23 Carnegie Units of credit in order to receive a high school diploma; and
- WHEREAS,** the senior students in the Class of 2023 have distinguished themselves in activities, athletics, and scholarship throughout their four years of high school;
- NOW THEREFORE,** be it resolved that the Board of Education of Lyons Township High School District 204, Cook County, State of Illinois, proudly acknowledges these outstanding students for their commitment, integrity, scholarship, and contributions to the school's traditions, and declares Thursday, May 25, 2023 as **Senior Honors Day** so that the Lyons Township High School community may so honor the Class of 2023 individually and collectively.

Signed this 17th day of April, 2023

LYONS TOWNSHIP HIGH SCHOOL DISTRICT 204 BOARD OF EDUCATION AND SUPERINTENDENT

Dawn Aubert

Alison Kelly, Vice President

Jill Beda Daniels

Julie M. Swinehart

Kari Dillon, President

Michael Thomas, Secretary

Jill A. Grech

Brian Waterman, Ed.D., Superintendent

LYONS TOWNSHIP HIGH SCHOOL

CURRICULUM OFFICE 100 S. Brainard Ave., LaGrange, IL 60525-2101
Tel: (708) 579-6470 E-mail: seggerding@lths.net Website: www.lths.net



SCOTT D. EGGERDING
Director of Curriculum and Instruction

TO: Brian Waterman
Board of Education

FROM: Scott Eggerding

DATE: April 17, 2023

RE: 2023-24 Additional Textbook and Instructional Material Requests (First Reading)

BACKGROUND

As discussed in February, it is customary to consider additional textbook requests as we learn of editions no longer available, shifts based on changes to AP tests, new courses, or other issues. I also mentioned that the curriculum review process might lead to additional textbook requests. The requests included in this packet are a result of many of those factors.

Included in the attached requests are a new English Learner program, a redesign of Freshman English Courses, a new series for Italian, a new book for AP US Government and Politics, and a textbook for our new course in Medical Terminology.

LT has been using the same system for our EL program for sixteen years. Following our review of our EL program and with the insights of our new Bilingual Program Coordinator, we would like to shift to the iLit ELL program. This program combines leveled classroom sets of books, workbooks, and an online diagnostic and practice platform to individualize English Learning in a more sophisticated way than we have been able to with Achieve 3000. While the program does have up front costs and annual workbook and licensing fees, we are looking for ways to use state and federal funding to keep from having students purchase the workbooks. For the purposes of this proposal, we will keep the amounts as student purchased consumables until we can verify that the EL funds we receive can cover the costs. Ideally, we can include that information by the second reading in May.

Our English I curriculum Review team has been considering student feedback on engagement, interest in more choice, and a review of curriculum to be more culturally responsive while still meeting state standards that are tied to SAT performance. Changing the translation of *The Odyssey* to one more accessible to students, switching from *Romeo and Juliet* to *Othello*, and incorporating one unit in Accel and Honors and 2 units in Prep where students can choose books that meet the themes of the courses, we are very excited about the new look and feel of Freshman English for the fall.

Our AP US Government and Politics Course wished to shift to a book that has been widely adopted among AP teachers. Our bookstore has been unable to get bound copies of our Italian book (textbook publishers offer unbound versions at a discount). Making a change there would provide more online content and a more modern and engaging textbook. Lastly, our new Medical Terminology course will need a new book, choosing *Exploring Medical Language*, a combination textbook and workbook, which will prove invaluable as students work their way through a medical career pathway.

As you look through the spreadsheets, you will notice that the previously approved requests have been shaded gray with the new requests in white at the top of each category. The total amount

requested, even though it looks like a significant number of changes, is \$18,811.95 with a possibility of all off the iLit ELL costs being covered by a grant (nearly \$10,000 of District money and all of the student workbooks now listed under consumable).

The enclosed requests increase the District cost to \$148,334 (\$138,334 assuming we can cover iLit by state EL funding.) This amount is in line with four of the last 9 years of requests.

RECOMMENDATION

I recommend that the Board review the attached 2023-2024 Textbook/Instructional Material Change Requests for the first reading and place texts up for adoption on public display for 30 days.

Divisional Cost Summary

Division/Dept.	Course	Text	ISBN	Age of Drop	Designation	Cost per Unit	Enrollment	Estimated Cost
LAD/English	English I Prep, Accel, Honors	The Odyssey--Wilson	9780393417937	20	CS	\$9.50	900	\$8,550.00
LAD/English	English I Prep, Accel, Honors	Othello	9780743477550	50+	CS	\$5.69	900	\$5,121.00
LAD/English	English I Prep, Accel, Honors	A Very Large Expanse of Sea		N/A	CN	\$15.00	950	\$14,250.00
LAD/English	English I Prep, Accel, Honors	Bodega Dreams		N/A	CN			
LAD/English	English I Prep, Accel, Honors	Chaos Theory		N/A	CN			
LAD/English	English I Prep, Accel, Honors	Jackpot		N/A	CN			
LAD/English	English I Prep, Accel, Honors	Solito		N/A	CN			
LAD/English	English I Prep, Accel, Honors	Love, Hate, & Other Filters		N/A	CN			
LAD/English	English I Prep, Accel, Honors	American Born Chinese		N/A	CN			
LAD/English	English I Prep, Accel, Honors	Eleanor and Park		N/A	CN			
LAD/English	English I Prep	March		N/A	CN			
LAD/English	English I Prep	Dear Martin		N/A	CN			
LAD/English	English I Prep	Punching the Air		N/A	CN			
LAD/English	English I Prep	The 57 Bus		N/A	CN			
LAD/English	English I Prep	Black Birds in the Sky		N/A	CN			
LAD/English	English I Prep	Internment		N/A	CN			
LAD/English	English I Prep	The Marrow Thieves		N/A	CN			
LAD/English	English I Prep	List of Ten		N/A	CN			
LAD/English	English I Prep	The Lullaby of Polish Girls		N/A	CN			
LAD/English	English I Prep	The Vanishing Half		N/A	CN			
LAD/English	English I Prep	When My Name was Keoko		N/A	CN			
LAD/English	English I Prep	The Girl of Kosovo		N/A	CN			
LAD/English	English I Prep	Forgotten Fire		N/A	CN			
LAD/English	English I Accel	The Poet X	9780062662811	N/A	CN	\$10.99	300	\$3,297.00
LAD/EL/Bilingual	Beg, Intermed., Adv., Rdg EL	iLit ELL Student License		16	DT	\$41.00	100	\$4,100.00
LAD/EL/Bilingual	Beg, Intermed., Adv. Rdg EL	iLit ELL Level A-C ELL Workbook		16	CN	\$22.95	100	\$2,295.00
LAD/EL/Bilingual	Beg, Intermed., Adv. Rdg EL	iLit ELL The Newcomer Practice Workbook		16	CN	\$22.95	50	\$1,147.50
LAD/EL/Bilingual	Beg, Intermed., Adv. Rdg EL	iLit ELL Vocabulary Power Wkbk Levels 1-3		16	CN	\$18.00	100	\$1,800.00
LAD/EL/Bilingual	Beg, Intermed., Adv. Rdg EL	iLit ELL Writing Prep. Workbook Levels 1-3		16	CN	\$27.05	100	\$2,705.00
LAD/EL/Bilingual	Beg, Intermed., Adv. Rdg EL	iLit ELL Class Sets of leveled readers		16	CS	\$1,079.95	5	\$5,399.75
LAD/EL/Bilingual	Beg, Intermed., Adv. Rdg EL	iLit ELL Teacher Resource Guide		16	CS	\$99.00	5	\$495.00
LAD/English	English II Honors	Progressions for Writers	9780393971972	N/A	DT	\$53.75	210	\$11,287.50

Divisional Cost Summary

LAD/English	English IV: Visual Word	In the Heights	9781476874647	20	CS	\$10.69	130	\$1,389.70
LAD/English	English IV: Literature of Comedy	A Pho Love Story	9781534441934	N/A	CN	\$15.00	120	\$1,800.00
LAD/English	English IV: Literature of Comedy	A Field Guide to the North American Teenager	9780062824127	N/A	CN	\$15.00		
LAD/English	English IV: Literature of Comedy	This Will Be Funny Someday	9780062955715	N/A	CN	\$15.00		
LAD/English	English IV: Literature of Comedy	Dial A for Aunties	9780593333037	N/A	CN	\$15.00		
LAD/English	English IV: Literature of Comedy	Anxious People	9781501160844	N/A	CN	\$15.00		
LAD/English	English IV: Literature of Comedy	Me, Earl and the Dying Girl	9781419719608	N/A	CN	\$13.00		

Total **\$63,637.45**

Cost to District \$36,342.95

Division/Dept.	Course	Text	ISBN	Age of Drop	Designation	Cost per Unit	Enrollment	Estimated Cost
FA: World Lang.	Italian I and II Prep and Accel	Daverro 1	9788418907715	5	DT	\$125.96	35	\$4,408.60
FA: World Lang.	Italian III and IV Prep & Accel	Daverro 2	9788419273383	5	DT	\$125.96	35	\$4,408.60
FA: World Lang.	French I Prep and Accel	Les Chaussettes de Tito Level I	N/A	N/A	CS	\$8.50	32	\$272.00
FA: World Lang.	French II Prep and Accel	21 mini-contes Levels 1 and 2	N/A	N/A	CS	\$13.99	63	\$881.37
FA: World Lang.	French II Prep and Accel	D'accord! 1	9781543301908	3*	DT	\$146.19	125	\$18,273.75
FA: World Lang.	French II Prep and Accel	D'accord! 1 Workbook	9781680057867	3*	CN	\$40.44	125	\$5,055.00
FA: World Lang.	French IV Accel	D'accord! 2	9781680058062	3*	DT	\$146.19	55	\$8,040.45
FA: World Lang.	French IV Accel	D'accord! 2 Workbook	9781680058086	3*	CN	\$40.44	55	\$2,224.20
FA: World Lang.	French V Accel	Perspectives 1st Edition	9781543383584	10	DT	\$228.00	28	\$6,384.00
FA: World Lang.	Spanish IIIH ACP	Exploraciones Curso Intermedio	9781337612487	5	DT	\$171.75	100	\$17,175.00
FA: World Lang.	AP German IV	Neue Blickwinkel Digital Access yrs. 2-5	9781944876623	3*	DT	\$51.00	100	\$5,100.00
FA: World Lang.	AP German IV	Neue Blickwinkel-Hardback + 1 yr Digital Access	9781942400417	3*	DT	\$133.90	25	\$3,347.50

Total **\$75,570.47**

Cost to District \$68,291.27

Divisional Cost Summary

Division/Dept	Course	Text	ISBN	Age of Drop	Designation	Cost per Unit	Enrollment	Estimated Cost
GS: Social Studies	AP U.S. Gov. & Politics	United States Government and Politics	9781690384168	16	CN	\$22.00	350	\$7,700.00
GS: Social Studies	AP Human Geography	Human Geography A Spatial Perspective AP Edition	9780357119082	5	DT	\$184.50	300	\$55,350.00
GS: Business	Accounting 1 & 2	College Accounting	TBD	5	CS	\$70.00	25	\$1,750.00
GS: Business Ed	Accounting 1 & 2	College Accounting	TBD	5	CN	\$100.00	175	\$17,500.00

Total **\$82,300.00**

Cost to District \$57,100.00

Division/Dept.	Course	Text	ISBN	Age of Drop	Designation	Cost per Unit	Enrollment	Estimated Cost
Science	Medical Terminology	Exploring Medical Language	9780323711562	N/A	CN	\$77.00	125	\$9,625.00

Total **\$9,625.00**

Cost to District \$0.00

Division/Dept.	Course	Text	ISBN	Age of Drop	Designation	Cost per Unit	Enrollment	Estimated Cost
Student Services/ALT	English Prep III/IV	The Distance Between Us	9781451661781	9	CN	\$10.69	15	\$160.35

Total **\$160.35**

Cost to District \$0.00

Textbook Adoption/Change by Designation

District Purchased Texts (Purchased by the District and supplemented through the textbook fee)

Division	Course	Text	ISBN	Age of Drop	Designation	Cost per Unit	Enroll	Estimated Cost
LAD/EL/Bilingual	Beg, Intermed., Adv., Rdg EL	iLit ELL Student License		16	DT	\$41.00	100	\$4,100.00
FA: World Lang.	Italian I and II Prep and Accel	Daverro 1	9788418907715	5	DT	\$125.96	35	\$4,408.60
FA: World Lang.	Italian III and IV Prep & Accel	Daverro 2	9788419273383	5	DT	\$125.96	35	\$4,408.60
LAD/English	English II Honors	Progressions for Writers	9780393971972	N/A	DT	\$53.75	210	\$11,287.50
FA: World Lang.	French II Prep and Accel	D'accord! 1	9781543301908	3*	DT	\$146.19	125	\$18,273.75
FA: World Lang.	French IV Accel	D'accord! 2	9781680058062	3*	DT	\$146.19	55	\$8,040.45
FA: World Lang.	French V Accel	Perspectives 1st Edition	9781543383584	10	DT	\$228.00	28	\$6,384.00
FA: World Lang.	Spanish IIIH ACP	Exploraciones Curso Intermedio	9781337612487	5	DT	\$171.75	100	\$17,175.00
FA: World Lang.	AP German IV	Neue Blickwinkel Digital Access yrs. 2-5	97819444876623	3*	DT	\$51.00	100	\$5,100.00
FA: World Lang.	AP German IV	Neue Blickwinkel-Hardback + 1 yr Digital Access	9781942400417	3*	DT	\$133.90	25	\$3,347.50
GS: Social Studies	AP Human Geography	Human Geography A Spatial Perspective AP Edition	9780357119082	5	DT	\$184.50	300	\$55,350.00

\$137,875.40

Class Sets (Purchased by the District and stored in the classroom)

Division/Dept.	Course	Text	ISBN	Age of Drop	Designation	Cost per Unit	Enroll	Estimated Cost
LAD/EL/Bilingual	Beg, Intermed., Adv. Rdg EL	iLit ELL Class Sets of leveled readers		16	CS	\$1,079.95	5	\$5,399.75
LAD/EL/Bilingual	Beg, Intermed., Adv. Rdg EL	iLit ELL Teacher Resource Guide		16	CS	\$99.00	5	\$495.00
FA: World Lang.	French I Prep and Accel	Les Chaussettes de Tito Level I	N/A	N/A	CS	\$8.50	32	\$272.00
FA: World Lang.	French I Prep and Accel	Les Chaussettes de Tito Level I	N/A	N/A	CS	\$8.50	32	\$272.00
FA: World Lang.	French II Prep and Accel	21 mini-contes Levels 1 and 2	N/A	N/A	CS	\$13.99	63	\$881.37
GS: Business	Accounting 1 & 2	College Accounting	TBD	5	CS	\$70.00	25	\$1,750.00
LAD/English	English IV: Visual Word	In the Heights	9781476874647	20	CS	\$10.69	130	\$1,389.70

\$9,070.12

Textbook Adoption/Change by Designation

Consumables (purchased by students and not returned/sold back to the bookstore)

Division/Dept.	Course	Text	ISBN	Age of Drop	Designation	Cost per Unit	Enroll	Estimated Cost
LAD/English	English I Prep, Accel, Honors	The Odyssey--Wilson	9780393417937	20	CS	\$9.50	900	\$8,550.00
LAD/English	English I Prep, Accel, Honors	Othello	9780743477550	50+	CS	\$5.69	900	\$5,121.00
LAD/English	English I Prep, Accel, Honors	A Very Large Expanse of Sea		N/A	CN	\$15.00	950	\$14,250.00
LAD/English	English I Prep, Accel, Honors	Bodega Dreams		N/A	CN			
LAD/English	English I Prep, Accel, Honors	Chaos Theory		N/A	CN			
LAD/English	English I Prep, Accel, Honors	Jackpot		N/A	CN			
LAD/English	English I Prep, Accel, Honors	Solito		N/A	CN			
LAD/English	English I Prep, Accel, Honors	Love, Hate, & Other Filters		N/A	CN			
LAD/English	English I Prep, Accel, Honors	American Born Chinese		N/A	CN			
LAD/English	English I Prep, Accel, Honors	Eleanor and Park		N/A	CN			
LAD/English	English I Prep	March		N/A	CN			
LAD/English	English I Prep	Dear Martin		N/A	CN			
LAD/English	English I Prep	Punching the Air		N/A	CN			
LAD/English	English I Prep	The 57 Bus		N/A	CN			
LAD/English	English I Prep	Black Birds in the Sky		N/A	CN			
LAD/English	English I Prep	Internment		N/A	CN			
LAD/English	English I Prep	The Marrow Thieves		N/A	CN			
LAD/English	English I Prep	List of Ten		N/A	CN			
LAD/English	English I Prep	The Lullaby of Polish Girls		N/A	CN			
LAD/English	English I Prep	The Vanishing Half		N/A	CN			
LAD/English	English I Prep	When My Name was Keoko		N/A	CN			
LAD/English	English I Prep	The Girl of Kosovo		N/A	CN			
LAD/English	English I Prep	Forgotten Fire		N/A	CN			
LAD/English	English I Accel	The Poet X	9780062662811	N/A	CN	\$10.99	300	\$3,297.00
LAD/EL/Bilingual	Beg, Intermed., Adv. Rdg EL	iLit ELL Level A-C ELL Workbook		16	CN	\$22.95	100	\$2,295.00
LAD/EL/Bilingual	Beg, Intermed., Adv. Rdg EL	iLit ELL The Newcomer Practice Workbook		16	CN	\$22.95	50	\$1,147.50
LAD/EL/Bilingual	Beg, Intermed., Adv. Rdg EL	iLit ELL Vocabulary Power Wkbk Levels 1-3		16	CN	\$18.00	100	\$1,800.00
LAD/EL/Bilingual	Beg, Intermed., Adv. Rdg EL	iLit ELL Writing Prep. Workbook Levels 1-3		16	CN	\$27.05	100	\$2,705.00
GS: Social Studies	AP U.S. Gov. & Politics	United States Government and Politics	9781690384168	16	CN	\$22.00	350	\$7,700.00
Science	Medical Terminology	Exploring Medical Language	9780323711562	N/A	CN	\$77.00	125	\$9,625.00

Consumables (From January/February)

GS: Business Ed	Accounting 1 & 2	College Accounting	TBD	5	CN	\$100.00	175	\$17,500.00
-----------------	------------------	--------------------	-----	---	----	----------	-----	-------------

Textbook Adoption/Change by Designation

FA: World Lang.	French II Prep and Accel	D'accord! 1 Workbook	9781680057867	3*	CN	\$40.44	125	\$5,055.00
FA: World Lang.	French IV Accel	D'accord! 2 Workbook	9781680058086	3*	CN	\$40.44	55	\$2,224.20
LAD/English	English IV: Literature of Comedy	A Pho Love Story	9781534441934	N/A	CN	\$15.00	120	\$1,800.00
LAD/English	English IV: Literature of Comedy	A Field Guide to the North American Teenager	9780062824127	N/A	CN	\$15.00		
LAD/English	English IV: Literature of Comedy	This Will Be Funny Someday	9780062955715	N/A	CN	\$15.00		
LAD/English	English IV: Literature of Comedy	Dial A for Aunties	9780593333037	N/A	CN	\$15.00		
LAD/English	English IV: Literature of Comedy	Anxious People	9781501160844	N/A	CN	\$15.00		
LAD/English	English IV: Literature of Comedy	Me, Earl and the Dying Girl	9781419719608	N/A	CN	\$13.00		
Student Services/ALT	English Prep III/IV	The Distance Between Us	9781451661781	9	CN	\$10.69	15	\$160.35

\$83,230.05

Dropped Books

Division/Dept.	Course	Text	ISBN	Age of Drop	Designation	Notes
LAD/English	English I Prep, Accel, Honors	The Odyssey-Feagles	9780140268867	20	DRP	
LAD/English	English I Prep, Accel, Honors	Romeo and Juliet	9780743477116	50+	DRP	
LAD/English	English I Prep, Accel, Honors	Romeo and Juliet - Graphic Novel	9781906332624	10	DRP	
LAD/English	English I Honors	Progressions for Writers	9780393971972	N/A	DRP	
LAD/English	English I Prep	The Curious Incident of the Dog in the Night-time	9781400032716		DRP	
LAD/English	English I Prep	The Glass Castle	9780743247542		DRP	
Math/Science	Intro. To Medical Careers	Lab Coat	N/A			
FA: World Lang.	German IV	Denkmal	9781543303650	3*	DRP	
FA: World Lang.	French	D'accord! 2	9781680058062	3*	DRP	Drop IIP and IIA and add to IV Accel
FA: World Lang.	French IV Accel	D'accord! 3	9781543303971	3*	DRP	
FA: World Lang.	French V	Interacion	9780495906056	10	DRP	
FA: World Lang.	Spanish IIIH & IV H ACP	¡Anda! Curso Intermedio	9780134293363	5	DRP	
LAD/English	English IV: The Visual Word	One Flew Over the Cuckoo's Nest	573613435	20	DRP	
LAD/English	English II Accel	Tale of Two Cities	9780553211764	30+	DRP	
LAD/English	English II Honors	Progressions: Reading for Writers	9780393971972	25	DRP	Drop IH and add to IIH
GS: Social Studies	AP Human Geography	The Cultural Landscape: An Intro to Human Geo	9780134206233	6	DRP	
GS: Business	Accounting 1 and 2	College Accounting 22e Chapters 1-27	9781305666160	5	DRP	

LYONS TOWNSHIP HIGH SCHOOL

DISTRICT 204 OFFICES 100 S. Brainard Ave., LaGrange, IL 60525-2101
· Tel: (708) 579-6462 · Fax: (708) 579-6454 · Email: bstachacz@lths.net · Website: www.lths.net



Brian Stachacz
Director of Business Services

Memorandum

To: Dr. Brian, Board of Education
From: Brian Stachacz
Date: 4/12/2023
Re: FY23 Budget Amendment

Information: Included in your packet for review is an FY23 amended budget. I generally do not amend the District's budget unless there is a substantial change in the numbers through the course of a year. In the case of the FY23 budget, there are expected changes to both the revenue and expense sides of the budget.

Back in September of the current school year, while adopting the original budget, I explained to the Board of Education that there may be a need to amend the budget due to changes in expected costs related to the summer of 2023 capital projects. The bids for those projects came in at \$1.8 million less than was originally budgeted. This decrease will reduce the amount of expected expense in the Capital Projects Fund by \$1.1 million in the current year. The remaining reduction of \$.7 million will be reflected in next year's budget.

The amended budget also contains an increase of revenue in the amount of \$2.25 million in CPPRT Revenues (Corporate Personal Property Replacement Taxes). In the original budget CPPRT revenues were budgeted conservatively at \$7.75 million and have now been increased to \$10.0 million. Since this revenue is dependent upon the performance of corporations in Illinois, as well as the economy, we will continue to monitor this budgeted amount and may adjust it up (or down which is doubtful) for the final amended budget in April.

Below is a summary of the major changes that have been made to the amended budget:

Revenue:

- Increase to Corporate Personal Property Tax Revenue of just over \$2.25 million.
- Add budget for \$1.8 million of revenue in Activity Funds (does not affect District operating budget)

Expense:

- Decrease in expense for Capital Projects Fund related to summer 2023 Capital Projects of \$1.1 million.
- Add budget for \$1.8 million of expense to Activity Funds (does not affect District operating budget).
- Decrease of \$200,000 in Transportation Fund Expenses and Increase in Building & Grounds expenses of \$200,000 due to additional repairs needed in District buildings.
- Increase of \$300,000 for LADSE expenses.
- Increase of \$470,000 for out-of-District related student expenses.

The amended Illinois State Board of Education budget form shows a \$7.0 million surplus in the operating funds (Education, O&M, Transportation and Working Cash Funds). However, we are offsetting that with \$7.8 million of expense in the Capital Projects Fund. The original budget suggested that the decrease of fund balance would be \$3.4 million. The amended budget now reflects a decrease to a \$.8 million loss of fund balance.

I will continue to monitor the entire budget for any significant changes prior to the Board meeting in April and will make those changes as necessary.

The process for adopting a any school district budget in Illinois is to adopt a tentative budget during a regular Board of Education meeting. Notice must then be placed in a local newspaper that a tentative budget is available for review and that a public hearing will take place on this budget during the meeting in which the budget will be adopted. The budget must be on display for at least 30 days before the final can be adopted at the next available meeting. In our case, we can accomplish this with adoption of a tentative amended budget in February and a final in the month of April.

Recommendation: The Board of Education adopt the Fiscal Year 2023 amended budget as presented.

**FY 23 Tentative Budget Amendment By Fund Summary
(Ed., O&M, Transportation, SS/IMRF, Capital Projects and Working Cash)**

	<u>Education Fund</u>	<u>O&M Fund</u>	<u>Trans. Fund</u>	<u>SS & IMR Fund</u>	<u>Capital Projects Fund</u>	<u>Working Cash Fund</u>	<u>Total All Funds</u>
Estimated Beginning Fund Balance*	34,503,713	8,906,066	3,732,194	1,291,296	0	3,979,893	52,413,162
Revenue					-		
Property Taxes	59,015,577	8,808,379	2,561,104	2,701,786	-	-	73,086,846
CPPRT	6,963,638	2,382,976	109,071	544,315	-	-	10,000,000
Earnings on Investments	200,000	75,000	15,000	15,000	1,000	30,000	336,000
Other Local Sources	3,131,713	160,000	-	-	-	-	3,291,713
Evidence Based Funding	2,795,963	-	-	-	-	-	2,795,963
State Aid Categorical	684,500	1,000,000	1,005,000	-	-	-	2,689,500
Federal Aid	1,722,964	2,000,000	-	-	-	-	3,722,964
Transfer from Ed & OM Funds					8,908,339		-
Total Revenue (All Sources)	74,514,355	14,426,355	3,690,175	3,261,101	1,000	30,000	95,922,986
Expenditures							
Salaries	49,420,480	3,843,593	-	-	-	-	53,264,073
Employee Benefits	8,332,780	713,494	-	3,256,101	-	-	12,302,375
Purchased Services	7,621,900	1,920,350	3,390,175	-	-	-	12,932,425
Supplies	2,145,418	1,998,000	-	-	-	-	4,143,418
Capital Outlay	1,292,002	829,101	90,000	-	7,782,979	-	9,994,082
Other Objects	3,547,325	300	-	-	-	-	3,547,625
Non Capital Equipment	524,450	-	-	-	-	-	524,450
Total Expenditures (All Uses)	72,884,355	9,304,838	3,480,175	3,256,101	7,782,979	0	96,708,448
Excess Revenue over Expenses	1,630,000	5,121,517	210,000	5,000	(7,781,979)	30,000	(785,462)
Transfer To Capital Projects Fund	3,646,822	5,261,517					-
Estimated Ending Fund Balance	32,486,891	8,766,066	3,942,194	1,296,296	1,126,360	4,009,893	51,627,700

*Unaudited Numbers

District Type:

School District
 Joint Agreement

ILLINOIS STATE BOARD OF EDUCATION
School Business Services Division

SCHOOL DISTRICT/JOINT AGREEMENT BUDGET FORM *
July 1, 2022 - June 30, 2023

Accounting Basis:

Accrual

Balanced budget; no Deficit Reduction Plan is required.

Date of Amended Budget: 04/17/2023 (MM/DD/YY)

District Name: Lyons Twp HSD 204

District RCDT No: 06-016-2040-17

If your FY2022 AFR states that you need to do a deficit reduction plan and your FY2023 budget is balanced, please state the measures you took to have your budget become balanced. (Bckgrnd-Assumpt 25-26)

Budget of Lyons Twp HSD 204, County of Cook, State of Illinois, for the Fiscal Year beginning July 1, 2022 and ending June 30, 2023.

WHEREAS the Board of Education of Lyons Twp HSD 204, County of Cook, State of Illinois, caused to be prepared in tentative form a budget, and the Secretary of this Board has made the same conveniently available to public inspection for at least thirty days prior to final action thereon;

AND WHEREAS a public hearing was held as to such budget on the 17th day of April, 2023, notice of said hearing was given at least thirty days prior thereto as required by law, and all other legal requirements have been complied with;

NOW, THEREFORE, Be it resolved by the Board of Education of said district as follows:

Section 1: That the fiscal year of this school district be and the same hereby is fixed and declared to be beginning July 1, 2022 and ending June 30, 2023.

Section 2: That the following budget containing an estimate of amounts available in each Fund, separately, and expenditures from each be and the same is hereby adopted as the budget of this school district for said fiscal year.

ADOPTION OF BUDGET

The budget shall be approved and signed below by members of the School Board. Adopted this 17th day of April, 2023 by a roll call vote of Yeas, and Nays, to wit:

Table with 2 columns: ** MEMBERS VOTING YEA: and ** MEMBERS VOTING NAY:
Rows include: Kari Dillon, Alison Kelly, Michael Thomas, Dawn Aubert, Jill Beda Daniels, Jill Grech, Julie Swinehart

* Based on the 23 Illinois Administrative Code-Part 100 and inconformity with Section 17-1 of the School Code.
** Type in the members who voted "YEA" nor "NAY". Actual school board member signatures are not required for electronic submission.
(1) A certified copy of this document must be filed with the county clerk within 30 days of adoption as required by Section 18-50 of the Property Tax Code (35 ILCS 200/18-50).
(2) Districts are required to submit the adopted/amended budget electronically to ISBE within 30 days of adoption or by October 30, whichever comes first. Budgets are submitted to School Finance Report (SFR): https://sec1.isbe.net/attachmgr/default.aspx
Please type the member signatures before submitting to ISBE. We do not accept PDF copies.

	A	B	C	D	E	F	G	H	I	J	K	L
1	<i>Begin entering data on EstRev 6-11 and EstExp 12-20 tabs.</i>		(10)	(20)	(30)	(40)	(50)	(60)	(70)	(80)	(90)	
2	Description: Enter Whole Numbers Only	Acct #	Educational	Operations & Maintenance	Debt Service	Transportation	Municipal Retirement/ Social Security	Capital Projects	Working Cash	Tort	Fire Prevention & Safety	
3	ESTIMATED BEGINNING FUND BALANCE (without Student Activity Funds)¹ as of July 1, 2022		34,503,713	8,906,066	1,496,069	3,732,194	1,291,296	0	3,979,893	0	0	
4	RECEIPTS/REVENUES (without Student Activity Funds)											
5	LOCAL SOURCES	1000	69,310,928	11,426,355	2,674,974	2,685,175	3,261,101	1,000	30,000	0	0	
6	FLOW-THROUGH RECEIPTS/REVENUES FROM ONE DISTRICT TO ANOTHER DISTRICT	2000										
7	STATE SOURCES	3000	3,480,463	1,000,000	0	1,005,000	0	0	0	0	0	
8	FEDERAL SOURCES	4000	1,722,964	2,000,000	0	0	0	0	0	0	0	
9	Total Direct Receipts/Revenues⁸		74,514,355	14,426,355	2,674,974	3,690,175	3,261,101	1,000	30,000	0	0	
10	Receipts/Revenues for "On Behalf" Payments ²	3998										
11	Total Receipts/Revenues		74,514,355	14,426,355	2,674,974	3,690,175	3,261,101	1,000	30,000	0	0	
12	DISBURSEMENTS/EXPENDITURES (without Student Activity Funds)											
13	INSTRUCTION	1000	46,983,778				1,191,604			0		
14	SUPPORT SERVICES	2000	22,481,769	9,304,838		3,480,175	2,045,437	7,782,979		0	0	
15	COMMUNITY SERVICES	3000	303,808	0		0	19,060			0		
16	PAYMENTS TO OTHER DISTRICTS & GOVT UNITS	4000	3,115,000	0	0	0	0	0		0	0	
17	DEBT SERVICES	5000	0	0	2,604,466	0	0			0	0	
18	PROVISION FOR CONTINGENCIES	6000	0	0	0	0	0			0	0	
19	Total Direct Disbursements/Expenditures⁹		72,884,355	9,304,838	2,604,466	3,480,175	3,256,101	7,782,979		0	0	
20	Disbursements/Expenditures for "On Behalf" Payments ²	4180	0	0	0	0	0	0		0	0	
21	Total Disbursements/Expenditures		72,884,355	9,304,838	2,604,466	3,480,175	3,256,101	7,782,979		0	0	
22	Excess of Direct Receipts/Revenues Over (Under) Direct Disbursements/Expenditures		1,630,000	5,121,517	70,508	210,000	5,000	(7,781,979)	30,000	0	0	
23	OTHER SOURCES/USES OF FUNDS											
24	OTHER SOURCES OF FUNDS (7000)											
25	PERMANENT TRANSFER FROM VARIOUS FUNDS											
26	Abolishment the Working Cash Fund ¹⁶	7110										
27	Abatement of the Working Cash Fund ¹⁶	7110										
28	Transfer of Working Cash Fund Interest	7120										
29	Transfer Among Funds	7130										
30	Transfer of Interest	7140										
31	Transfer from Capital Projects Fund to O&M Fund	7150		0								
32	Transfer of Excess Fire Prev & Safety Tax & Interest ³ Proceeds to O&M Fund	7160		0								
33	Transfer of Excess Accumulated Fire Prev & Safety Bond and Int ^{3a} Proceeds to Debt Service Fund	7170			0							
34	SALE OF BONDS (7200)											
35	Principal on Bonds Sold ⁴	7210										
36	Premium on Bonds Sold	7220										
37	Accrued Interest on Bonds Sold	7230										
38	Sale or Compensation for Fixed Assets ⁵	7300										
39	Transfer to Debt Service to Pay Principal on GASB 87 Leases	7400			0							
40	Transfer to Debt Service to Pay Interest on GASB 87 Leases	7500			0							
41	Transfer to Debt Service Fund to Pay Principal on Revenue Bonds	7600			0							
42	Transfer to Debt Service Fund to Pay Interest on Revenue Bonds	7700			0							
43	Transfer to Capital Projects Fund	7800						8,908,339				
44	ISBE Loan Proceeds	7900										
45	Other Sources Not Classified Elsewhere	7990										
46	Total Other Sources of Funds⁸		0	0	0	0	0	8,908,339	0	0	0	

BUDGET SUMMARY

	A	B	C	D	E	F	G	H	I	J	K	L
1	<i>Begin entering data on EstRev 6-11 and EstExp 12-20 tabs.</i>		(10)	(20)	(30)	(40)	(50)	(60)	(70)	(80)	(90)	
2	Description: Enter Whole Numbers Only	Acct #	Educational	Operations & Maintenance	Debt Service	Transportation	Municipal Retirement/ Social Security	Capital Projects	Working Cash	Tort	Fire Prevention & Safety	
47	OTHER USES OF FUNDS (8000)											
49	TRANSFER TO VARIOUS OTHER FUNDS (8100)											
50	Abolishment or Abatement of the Working Cash Fund ¹⁶	8110							0			
51	Transfer of Working Cash Fund Interest	8120							0			
52	Transfer Among Funds	8130										
53	Transfer of Interest ⁶	8140										
54	Transfer from Capital Projects Fund to O&M Fund	8150										
55	Transfer of Excess Fire Prev & Safety Tax & Interest ³ Proceeds to O&M Fund	8160										
56	Transfer of Excess Accumulated Fire Prev & Safety Bond ^{3a} and Int Proceeds to Debt Service Fund	8170										
57	Taxes Pledged to Pay Principal on GASB 87 Leases	8410										
58	Grants/Reimbursements Pledged to Pay Principal on GASB 87 Leases	8420										
59	Other Revenues Pledged to Pay Principal on GASB 87 Leases	8430										
60	Fund Balance Transfers Pledged to Pay Principal on GASB 87 Leases	8440										
61	Taxes Pledged to Pay Interest on GASB 87 Leases	8510										
62	Grants/Reimbursements Pledged to Pay Interest on GASB 87 Leases	8520										
63	Other Revenues Pledged to Pay Interest on GASB 87 Leases	8530										
64	Fund Balance Transfers Pledged to Pay Interest on GASB 87 Leases	8540										
65	Taxes Pledged to Pay Principal on Revenue Bonds	8610										
66	Grants/Reimbursements Pledged to Pay Principal on Revenue Bonds	8620										
67	Other Revenues Pledged to Pay Principal on Revenue Bonds	8630										
68	Fund Balance Transfers Pledged to Pay Principal on Revenue Bonds	8640										
69	Taxes Pledged to Pay Interest on Revenue Bonds	8710										
70	Grants/Reimbursements Pledged to Pay Interest on Revenue Bonds	8720										
71	Other Revenues Pledged to Pay Interest on Revenue Bonds	8730										
72	Fund Balance Transfers Pledged to Pay Interest on Revenue Bonds	8740										
73	Taxes Transferred to Pay for Capital Projects	8810										
74	Grants/Reimbursements Pledged to Pay for Capital Projects	8820										
75	Other Revenues Pledged to Pay for Capital Projects	8830										
76	Fund Balance Transfers Pledged to Pay for Capital Projects	8840	3,646,822	5,261,517								
77	Transfer to Debt Service Fund to Pay Principal on ISBE Loans	8910										
78	Other Uses Not Classified Elsewhere	8990										
79	Total Other Uses of Funds ⁹		3,646,822	5,261,517	0	0	0	0	0	0	0	
80	Total Other Sources/Uses of Fund		(3,646,822)	(5,261,517)	0	0	0	8,908,339	0	0	0	
81	ESTIMATED ENDING FUND BALANCE (without Student Activity Funds) as of June 30, 2023		32,486,891	8,766,066	1,566,577	3,942,194	1,296,296	1,126,360	4,009,893	0	0	
82												
83	Student Activity (Fund 11) ESTIMATED BEGINNING FUND BALANCE as of July 1, 2022		1,821,973									
84	RECEIPTS/REVENUES (For Student Activity Funds)											
85	Total Student Activity Direct Receipts/Revenues (Local Sources)	1799	1,800,000									
86	DISBURSEMENTS/EXPENDITURES (For Student Activity Funds)											
87	Total Student Activity Direct Disbursements/Expenditures	1999	1,800,000									
88	Excess of Direct Receipts/Revenues Over (Under) Direct Disbursements/Expenditures		0									
89	Student Activity ESTIMATED ENDING FUND BALANCE as of June 30, 2023		1,821,973									
90												

BUDGET SUMMARY

	A	B	C	D	E	F	G	H	I	J	K	L
1	<i>Begin entering data on EstRev 6-11 and EstExp 12-20 tabs.</i>											
2	Description: Enter Whole Numbers Only	Acct #	(10) Educational	(20) Operations & Maintenance	(30) Debt Service	(40) Transportation	(50) Municipal Retirement/ Social Security	(60) Capital Projects	(70) Working Cash	(80) Tort	(90) Fire Prevention & Safety	
91	Total ESTIMATED BEGINNING FUND BALANCE (All Sources Including Student Activity Funds) as of July 1, 2022		36,325,686	8,906,066	1,496,069	3,732,194	1,291,296	0	3,979,893	0	0	
92	RECEIPTS/REVENUES (All Sources with Student Activity Funds)											
93	LOCAL SOURCES	1000	71,110,928	11,426,355	2,674,974	2,685,175	3,261,101	1,000	30,000	0	0	
94	FLOW-THROUGH RECEIPTS/REVENUES FROM ONE DISTRICT TO ANOTHER DISTRICT	2000	0	0		0	0					
95	STATE SOURCES	3000	3,480,463	1,000,000	0	1,005,000	0	0	0	0	0	
96	FEDERAL SOURCES	4000	1,722,964	2,000,000	0	0	0	0	0	0	0	
97	Total Direct Receipts/Revenues ⁸		76,314,355	14,426,355	2,674,974	3,690,175	3,261,101	1,000	30,000	0	0	
98	Receipts/Revenues for "On Behalf" Payments ²	3998	0	0	0	0	0	0		0	0	
99	Total Receipts/Revenues		76,314,355	14,426,355	2,674,974	3,690,175	3,261,101	1,000	30,000	0	0	
100	DISBURSEMENTS/EXPENDITURES (All Sources with Student Activity Funds)											
101	INSTRUCTION	1000	48,783,778				1,191,604			0		
102	SUPPORT SERVICES	2000	22,481,769	9,304,838		3,480,175	2,045,437	7,782,979		0	0	
103	COMMUNITY SERVICES	3000	303,808	0		0	19,060			0		
104	PAYMENTS TO OTHER DISTRICTS & GOVT UNITS	4000	3,115,000	0	0	0	0	0		0	0	
105	DEBT SERVICES	5000	0	0	2,604,466	0	0			0	0	
106	PROVISION FOR CONTINGENCIES	6000	0	0	0	0	0	0		0	0	
107	Total Direct Disbursements/Expenditures ⁹		74,684,355	9,304,838	2,604,466	3,480,175	3,256,101	7,782,979		0	0	
108	Disbursements/Expenditures for "On Behalf" Payments ²	4180	0	0	0	0	0	0		0	0	
109	Total Disbursements/Expenditures		74,684,355	9,304,838	2,604,466	3,480,175	3,256,101	7,782,979		0	0	
110	Excess of Direct Receipts/Revenues Over (Under) Direct Disbursements/Expenditures		1,630,000	5,121,517	70,508	210,000	5,000	(7,781,979)	30,000	0	0	
111	OTHER SOURCES/USES OF FUNDS											
112	OTHER SOURCES OF FUNDS (7000)											
113	Total Other Sources of Funds ⁸		0	0	0	0	0	8,908,339	0	0	0	
114	OTHER USES OF FUNDS (8000)											
116	Total Other Uses of Funds ⁹		3,646,822	5,261,517	0	0	0	0	0	0	0	
117	Total Other Sources/Uses of Fund		(3,646,822)	(5,261,517)	0	0	0	8,908,339	0	0	0	
118	ESTIMATED ENDING FUND BALANCE (All Sources with Student Activity Funds) as of June 30, 2023		34,308,864	8,766,066	1,566,577	3,942,194	1,296,296	1,126,360	4,009,893	0	0	
120	SUMMARY OF EXPENDITURES Without Student Activity Funds (by Major Object)											
121	Description	Acct #	(10) Educational	(20) Operations & Maintenance	(30) Debt Service	(40) Transportation	(50) Municipal Retirement/ Social Security	(60) Capital Projects	(70) Working Cash	(80) Tort	(90) Fire Prevention & Safety	Total By Object
122	Object Name											
124	Salaries	100	49,420,480	3,843,593		0		0		0	0	53,264,073
125	Employee Benefits	200	8,332,780	713,494		0	3,256,101	0		0	0	12,302,375
126	Purchased Services	300	7,621,900	1,920,350	0	3,390,175		0		0	0	12,932,425
127	Supplies & Materials	400	2,145,418	1,998,000		0		0		0	0	4,143,418
128	Capital Outlay	500	1,292,002	829,101		90,000		7,782,979		0	0	9,994,082
129	Other Objects	600	3,547,325	300	2,604,466	0	0	0		0	0	6,152,091
130	Non-Capitalized Equipment	700	524,450	0		0		0		0	0	524,450
131	Termination Benefits	800	0	0		0				0		0
132	Total Expenditures		72,884,355	9,304,838	2,604,466	3,480,175	3,256,101	7,782,979		0	0	99,312,914

SUMMARY OF CASH TRANSACTIONS

	A	B	C	D	E	F	G	H	I	J	K
1			(10)	(20)	(30)	(40)	(50)	(60)	(70)	(80)	(90)
2	Description: Enter Whole Numbers Only	Acct #	Educational	Operations & Maintenance	Debt Service	Transportation	Municipal Retirement/ Social Security	Capital Projects	Working Cash	Tort	Fire Prevention & Safety
3	BEGINNING CASH BALANCE ON HAND (without Student Activity Funds)⁷ as of July 1, 2022		34,514,633	10,823,552	1,510,871	3,840,489	1,192,417	0	3,979,893		
4	Total Direct Receipts & Other Sources⁸		74,514,355	14,426,355	2,674,974	3,690,175	3,261,101	8,909,339	30,000	0	0
5	OTHER RECEIPTS										
6	Interfund Loans Payable (Loans from Other Funds)	411									
7	Interfund Loans Receivable (Repayment of Loans)	141									
8	Notes and Warrants Payable	433									
9	Other Current Assets	199									
10	Total Other Receipts		0	0	0	0	0	0	0	0	0
11	Total Direct Receipts, Other Sources, & Other Receipts		74,514,355	14,426,355	2,674,974	3,690,175	3,261,101	8,909,339	30,000	0	0
12	Total Amount Available		109,028,988	25,249,907	4,185,845	7,530,664	4,453,518	8,909,339	4,009,893	0	0
13	Total Direct Disbursements & Other Uses⁹		76,531,177	14,566,355	2,604,466	3,480,175	3,256,101	7,782,979	0	0	0
14	OTHER DISBURSEMENTS										
15	Interfund Loans Receivable (Loans to Other Funds) ¹⁰	141									
16	Interfund Loans Payable (Repayment of Loans)	411									
17	Notes and Warrants Payable	433									
18	Other Current Liabilities	499									
19	Total Other Disbursements		0	0	0	0	0	0	0	0	0
20	Total Direct Disbursements, Other Uses, & Other Disbursements		76,531,177	14,566,355	2,604,466	3,480,175	3,256,101	7,782,979	0	0	0
21	ENDING CASH BALANCE ON HAND (without Student Activity Funds)⁷ as of June 30, 2023		32,497,811	10,683,552	1,581,379	4,050,489	1,197,417	1,126,360	4,009,893	0	0
22											
23	Activity Funds BEGINNING CASH BALANCE ON HAND⁷ as of July 1, 2022		1,821,973								
24	Total Direct Receipts & Other Sources⁸		1,800,000								
25	Total Amount Available		3,621,973								
26	Total Direct Disbursements & Other Uses⁹		1,800,000								
27	Activity funds ENDING CASH BALANCE ON HAND⁷ as of June 30, 2023		1,821,973								
28											
29	Total BEGINNING CASH BALANCE ON HAND (with Student Activity Funds)⁷ as of July 1, 2022		36,336,606	10,823,552	1,510,871	3,840,489	1,192,417	0	3,979,893	0	0
30	Total Direct Receipts & Other Sources⁸		76,314,355	14,426,355	2,674,974	3,690,175	3,261,101	8,909,339	30,000	0	0
31	Total Other Receipts		0	0	0	0	0	0	0	0	0
32	Total Direct Receipts, Other Sources, & Other Receipts		76,314,355	14,426,355	2,674,974	3,690,175	3,261,101	8,909,339	30,000	0	0
33	Total Amount Available		112,650,961	25,249,907	4,185,845	7,530,664	4,453,518	8,909,339	4,009,893	0	0
34	Total Direct Disbursements & Other Uses⁹		78,331,177	14,566,355	2,604,466	3,480,175	3,256,101	7,782,979	0	0	0
35	Total Other Disbursements		0	0	0	0	0	0	0	0	0
36	Total Direct Disbursements, Other Uses, & Other Disbursements		78,331,177	14,566,355	2,604,466	3,480,175	3,256,101	7,782,979	0	0	0
37	Total ENDING CASH BALANCE ON HAND (with Student Activity Funds)⁷ as of June 30, 2023		34,319,784	10,683,552	1,581,379	4,050,489	1,197,417	1,126,360	4,009,893	0	0

	B	C	D	E	F	G	H	I	J	K	L
1			(10)	(20)	(30)	(40)	(50)	(60)	(70)	(80)	(90)
2	Description: Enter Whole Numbers Only	Acct #	Educational	Operations & Maintenance	Debt Service	Transportation	Municipal Retirement/ Social Security	Capital Projects	Working Cash	Tort	Fire Prevention & Safety
3	RECEIPTS/REVENUES FROM LOCAL SOURCES (1000)										
4	AD VALOREM TAXES LEVIED BY LOCAL EDUCATION AGENCY	1100									
5	Designated Purposes Levies ^{11 (11110-1120)}	-	58,618,423	8,808,379	2,664,974	2,561,104	2,701,786				
6	Leasing Purposes Levy ¹²	1130									
7	Special Education Purposes Levy	1140	397,154								
8	FICA and Medicare Only Levies	1150									
9	Area Vocational Construction Purposes Levy	1160									
10	Summer School Purposes Levy	1170									
11	Other Tax Levies (Describe & Itemize)	1190									
12	Total Ad Valorem Taxes Levied by District		59,015,577	8,808,379	2,664,974	2,561,104	2,701,786	0	0	0	0
13	PAYMENTS IN LIEU OF TAXES	1200									
14	Mobile Home Privilege Tax	1210									
15	Payments from Local Housing Authority	1220									
16	Corporate Personal Property Replacement Taxes ¹³	1230	6,963,638	2,382,976		109,071	544,315				
17	Other Payments in Lieu of Taxes (Describe & Itemize)	1290									
18	Total Payments in Lieu of Taxes		6,963,638	2,382,976	0	109,071	544,315	0	0	0	0
19	TUITION	1300									
20	Regular Tuition from Pupils or Parents (In State)	1311									
21	Regular Tuition from Other Districts (In State)	1312									
22	Regular Tuition from Other Sources (In State)	1313									
23	Regular Tuition from Other Sources (Out of State)	1314									
24	Summer School Tuition from Pupils or Parents (In State)	1321	250,000								
25	Summer School Tuition from Other Districts (In State)	1322									
26	Summer School Tuition from Other Sources (In State)	1323									
27	Summer School Tuition from Other Sources (Out of State)	1324									
28	CTE Tuition from Pupils or Parents (In State)	1331									
29	CTE Tuition from Other Districts (In State)	1332									
30	CTE Tuition from Other Sources (In State)	1333									
31	CTE Tuition from Other Sources (Out of State)	1334									
32	Special Education Tuition from Pupils or Parents (In State)	1341									
33	Special Education Tuition from Other Districts (In State)	1342									
34	Special Education Tuition from Other Sources (In State)	1343									
35	Special Education Tuition from Other Sources (Out of State)	1344									
36	Adult Tuition from Pupils or Parents (In State)	1351	45,000								
37	Adult Tuition from Other Districts (In State)	1352									
38	Adult Tuition from Other Sources (In State)	1353									
39	Adult Tuition from Other Sources (Out of State)	1354									
40	Total Tuition		295,000								
41	TRANSPORTATION FEES	1400									
42	Regular Transportation Fees from Pupils or Parents (In State)	1411									
43	Regular Transportation Fees from Other Districts (In State)	1412									
44	Regular Transportation Fees from Other Sources (In State)	1413									
45	Regular Transportation Fees from Co-curricular Activities (In State)	1415									
46	Regular Transportation Fees from Other Sources (Out of State)	1416									
47	Summer School Transportation Fees from Pupils or Parents (In State)	1421									
48	Summer School Transportation Fees from Other Districts (In State)	1422									
49	Summer School Transportation Fees from Other Sources (In State)	1423									
50	Summer School Transportation Fees from Other Sources (Out of State)	1424									
51	CTE Transportation Fees from Pupils or Parents (In State)	1431									
52	CTE Transportation Fees from Other Districts (In State)	1432									
53	CTE Transportation Fees from Other Sources (In State)	1433									
54	CTE Transportation Fees from Other Sources (Out of State)	1434									

81

	B	C	D	E	F	G	H	I	J	K	L
1			(10)	(20)	(30)	(40)	(50)	(60)	(70)	(80)	(90)
2	Description: Enter Whole Numbers Only	Acct #	Educational	Operations & Maintenance	Debt Service	Transportation	Municipal Retirement/ Social Security	Capital Projects	Working Cash	Tort	Fire Prevention & Safety
55	Special Education Transportation Fees from Pupils or Parents (In State)	1441									
56	Special Education Transportation Fees from Other Districts (In State)	1442									
57	Special Education Transportation Fees from Other Sources (In State)	1443									
58	Special Education Transportation Fees from Other Sources (Out of State)	1444									
59	Adult Transportation Fees from Pupils or Parents (In State)	1451									
60	Adult Transportation Fees from Other Districts (In State)	1452									
61	Adult Transportation Fees from Other Sources (In State)	1453									
62	Adult Transportation Fees from Other Sources (Out of State)	1454									
63	Total Transportation Fees					0					
64	EARNINGS ON INVESTMENTS	1500									
65	Interest on Investments	1510	200,000	75,000	10,000	15,000	15,000	1,000	30,000		
66	Gain or Loss on Sale of Investments	1520									
67	Total Earnings on Investments		200,000	75,000	10,000	15,000	15,000	1,000	30,000	0	0
68	FOOD SERVICE	1600									
69	Sales to Pupils - Lunch	1611	925,000								
70	Sales to Pupils - Breakfast	1612									
71	Sales to Pupils - A la Carte	1613									
72	Sales to Pupils - Other (Describe & Itemize)	1614									
73	Sales to Adults	1620	20,000								
74	Other Food Service (Describe & Itemize)	1690									
75	Total Food Service		945,000								
76	DISTRICT/SCHOOL ACTIVITY INCOME	1700									
77	Admissions - Athletic	1711	27,000								
78	Admissions - Other	1719									
79	Fees	1720	686,250								
80	Book Store Sales	1730									
81	Other District/School Activity Revenue (Describe & Itemize)	1790	454,300								
82	Student Activity Fund Revenues	1799	1,800,000								
83	Total District/School Activity Income (without Student Activity Funds 1799)		1,167,550	0							
84	Total District/School Activity Income (with Student Activity Funds 1799)		2,967,550								
85	TEXTBOOK INCOME	1800									
86	Textbook Rentals - Regular Textbooks	1811	245,000								
87	Textbook Rentals - Summer School Textbooks	1812									
88	Textbook Rentals - Adult/Continuing Education Textbooks	1813									
89	Textbook Rentals - Other (Describe & Itemize)	1819									
90	Textbook Sales - Regular Textbooks	1821	300,000								
91	Textbook Sales - Summer School	1822									
92	Textbook Sales - Adult/Continuing Education	1823									
93	Textbook Sales - Other (Describe & Itemize)	1829									
94	Other Textbook Income (Describe & Itemize)	1890									
95	Total Textbooks		545,000								

1	B	C	D	E	F	G	H	I	J	K	L
2	Description: Enter Whole Numbers Only	Acct #	(10) Educational	(20) Operations & Maintenance	(30) Debt Service	(40) Transportation	(50) Municipal Retirement/ Social Security	(60) Capital Projects	(70) Working Cash	(80) Tort	(90) Fire Prevention & Safety
96	OTHER REVENUE FROM LOCAL SOURCES	1900									
97	Rentals	1910		155,000							
98	Contributions and Donations from Private Sources	1920									
99	Impact Fees from Municipal or County Governments	1930									
100	Services Provided Other Districts	1940									
101	Refund of Prior Years' Expenditures	1950									
102	Payments of Surplus Moneys from TIF Districts	1960									
103	Drivers' Education Fees	1970	65,000								
104	Proceeds from Vendors' Contracts	1980	30,000								
105	School Facility Occupation Tax Proceeds	1983									
106	Payment from Other Districts	1991									
107	Sale of Vocational Projects	1992									
108	Other Local Fees (Describe & Itemize)	1993	34,163								
109	Other Local Revenues (Describe & Itemize)	1999	50,000	5,000							
110	Total Other Revenue from Local Sources		179,163	160,000	0	0	0	0	0	0	0
111	Total Receipts/Revenues from Local Sources (without Student Activity Funds 1799)	1000	69,310,928	11,426,355	2,674,974	2,685,175	3,261,101	1,000	30,000	0	0
112	Total Receipts/Revenues from Local Sources (with Student Activity Funds 1799)		71,110,928								
113	FLOW-THROUGH RECEIPTS/REVENUES FROM ONE DISTRICT TO ANOTHER DISTRICT (2000)										
114	Flow-Through Revenue from State Sources	2100									
115	Flow-Through Revenue from Federal Sources	2200									
116	Other Flow-Through Revenue (Describe & Itemize)	2300									
117	Total Flow-Through Receipts/Revenues From One District to Another District	2000	0	0		0	0				
118	RECEIPTS/REVENUES FROM STATE SOURCES (3000)										
119	UNRESTRICTED GRANTS-IN-AID (3001-3099)										
120	Evidence Based Funding Formula (Section 18-8.15)	3001	2,795,963								
121	Reorganization Incentives (Accounts 3005-3021)	3005									
122	Fast Growth District Grants	3030									
123	Other Unrestricted Grants-In-Aid From State Sources (Describe & Itemize)	3099									
124	Total Unrestricted Grants-In-Aid		2,795,963	0	0	0	0	0		0	0
125	RESTRICTED GRANTS-IN-AID (3100-3900)										
126	SPECIAL EDUCATION										
127	Special Education - Private Facility Tuition	3100	500,000								
128	Special Education - Funding for Children Requiring Sp Ed Services	3105									
129	Special Education - Personnel	3110									
130	Special Education - Orphanage - Individual	3120									
131	Special Education - Orphanage - Summer Individual	3130									
132	Special Education - Summer School	3145									
133	Special Education - Other (Describe & Itemize)	3199									
134	Total Special Education		500,000	0		0					
135	CAREER AND TECHNICAL EDUCATION (CTE)										
136	CTE - Technical Education - Tech Prep	3200									
137	CTE - Secondary Program Improvement (CTEI)	3220	83,000								
138	CTE - WECEP	3225									
139	CTE - Agriculture Education	3235									
140	CTE - Instructor Practicum	3240									
141	CTE - Student Organizations	3270									
142	CTE - Other (Describe & Itemize)	3299									
143	Total Career and Technical Education		83,000	0	83		0				

	B	C	D	E	F	G	H	I	J	K	L
1			(10)	(20)	(30)	(40)	(50)	(60)	(70)	(80)	(90)
2	Description: Enter Whole Numbers Only	Acct #	Educational	Operations & Maintenance	Debt Service	Transportation	Municipal Retirement/ Social Security	Capital Projects	Working Cash	Tort	Fire Prevention & Safety
144	BILINGUAL EDUCATION										
145	Bilingual Education - Downstate - TPI and TBE	3305									
146	Bilingual Education - Downstate - Transitional Bilingual Education	3310									
147	Total Bilingual Education		0				0				
148	State Free Lunch & Breakfast	3360	1,500								
149	School Breakfast Initiative	3365									
150	Driver Education	3370	100,000								
151	Adult Education (from ICCB)	3410									
152	Adult Education - Other (Describe & Itemize)	3499									
153	TRANSPORTATION										
154	Transportation - Regular and Vocational	3500				55,000					
155	Transportation - Special Education	3510				950,000					
156	Transportation - Other (Describe & Itemize)	3599									
157	Total Transportation		0	0		1,005,000	0				
158	Learning Improvement - Change Grants	3610									
159	Scientific Literacy	3660									
160	Truant Alternative/Optional Education	3695									
161	Early Childhood - Block Grant	3705									
162	Chicago General Education Block Grant	3766									
163	Chicago Educational Services Block Grant	3767									
164	School Safety & Educational Improvement Block Grant	3775									
165	Technology - Technology for Success	3780									
166	State Charter Schools	3815									
167	Extended Learning Opportunities - Summer Bridges	3825									
168	Infrastructure Improvements - Planning/Construction	3920									
169	School Infrastructure - Maintenance Projects	3925		1,000,000							
170	Other Restricted Revenue from State Sources (Describe & Itemize)	3999									
171	Total Restricted Grants-In-Aid		684,500	1,000,000	0	1,005,000	0	0	0	0	0
172	Total Receipts/Revenues from State Sources	3000	3,480,463	1,000,000	0	1,005,000	0	0	0	0	0
173	RECEIPTS/REVENUES FROM FEDERAL SOURCES (4000)										
174	UNRESTRICTED GRANTS-IN-AID RECEIVED DIRECTLY FROM FEDERAL GOVT. (4001-4009)										
175	Federal Impact Aid	4001									
176	Other Unrestricted Grants-In-Aid Received from Fed. Govt. (Describe & Itemize)	4009									
177	Total Unrestricted Grants-In-Aid Received Directly from Fed Govt		0	0	0	0	0	0	0	0	0
178	RESTRICTED GRANTS-IN-AID RECEIVED DIRECTLY FROM FEDERAL GOVT (4045-4090)										
179	Head Start	4045									
180	Construction (Impact Aid)	4050									
181	MAGNET	4060									
182	Other Restricted Grants-In-Aid Received from Fed. Govt. (Describe & Itemize)	4090									
183	Total Restricted Grants-In-Aid Received Directly from Federal Govt.		0	0		0	0	0			0
184	RESTRICTED GRANTS-IN-AID RECEIVED FROM FEDERAL GOVT. THRU THE STATE (4100-4999)										
185	TITLE V										
186	Title V - Flexibility and Accountability	4100									
187	Title V - SEA Projects	4105									
188	Title V - Rural Education Initiative (REI)	4107									
189	Title V - Other (Describe & Itemize)	4199									
190	Total Title V		0	0	84	0	0				

	B	C	D	E	F	G	H	I	J	K	L
1			(10)	(20)	(30)	(40)	(50)	(60)	(70)	(80)	(90)
2	Description: Enter Whole Numbers Only	Acct #	Educational	Operations & Maintenance	Debt Service	Transportation	Municipal Retirement/ Social Security	Capital Projects	Working Cash	Tort	Fire Prevention & Safety
191	FOOD SERVICE										
192	Breakfast Start-Up Expansion	4200									
193	National School Lunch Program	4210									
194	Special Milk Program	4215	10,000								
195	School Breakfast Program	4220									
196	Summer Food Service Admin/Program	4225									
197	Child and Adult Care Food Program	4226									
198	Fresh Fruit and Vegetables	4240									
199	Food Service - Other (Describe & Itemize)	4299									
200	Total Food Service		10,000				0				
201	TITLE I										
202	Title I - Low Income	4300	200,000								
203	Title I - Low Income - Neglected, Private	4305									
204	Title I - Migrant Education	4340									
205	Title I - Other (Describe & Itemize)	4399									
206	Total Title I		200,000	0		0	0				
207	TITLE IV										
208	Title IV - Student Support & Academic Enrichment Grant	4400	15,000								
209	Title IV - 21st Century	4421									
210	Title IV - Other (Describe & Itemize)	4499									
211	Total Title IV		15,000	0		0	0				
212	FEDERAL - SPECIAL EDUCATION										
213	Federal Special Education - Preschool Flow-Through	4600	870,964								
214	Federal Special Education - Preschool Discretionary	4605									
215	Federal Special Education - IDEA Flow Through	4620									
216	Federal Special Education - IDEA Room & Board	4625	150,000								
217	Federal Special Education - IDEA Discretionary	4630									
218	Federal Special Education - IDEA - Other (Describe & Itemize)	4699									
219	Total Federal Special Education		1,020,964	0		0	0				
220	CTE - PERKINS										
221	CTE - Perkins-Title III E Tech Prep	4770	37,000								
222	CTE - Other (Describe & Itemize)	4799									
223	Total CTE - Perkins		37,000	0			0				
224	Federal - Adult Education	4810									
225	ARRA - General State Aid - Education Stabilization	4850									
226	ARRA - Title I - Low Income	4851									
227	ARRA - Title I - Neglected, Private	4852									
228	ARRA - Title I - Delinquent, Private	4853									
229	ARRA - Title I - School Improvement (Part A)	4854									
230	ARRA - Title I - School Improvement (Section 1003g)	4855									
231	ARRA - IDEA - Part B - Preschool	4856									
232	ARRA - IDEA - Part B - Flow-Through	4857									
233	ARRA - Title IID - Technology - Formula	4860									
234	ARRA - Title IID - Technology - Competitive	4861									
235	ARRA - McKinney - Vento Homeless Education	4862									
236	ARRA - Child Nutrition Equipment Assistance	4863									
237	Impact Aid Formula Grants	4864									
238	Impact Aid Competitive Grants	4865									
239	Qualified Zone Academy Bond Tax Credits	4866									
240	Qualified School Construction Bond Credits	4867									
241	Build America Bond Tax Credits	4868									
242	Build America Bond Interest Reimbursement	4869			85						
243	ARRA - General State Aid - Other Government Services Stabilization	4870									

1	B	C	D	E	F	G	H	I	J	K	L
2	Description: Enter Whole Numbers Only	Acct #	(10) Educational	(20) Operations & Maintenance	(30) Debt Service	(40) Transportation	(50) Municipal Retirement/ Social Security	(60) Capital Projects	(70) Working Cash	(80) Tort	(90) Fire Prevention & Safety
244	Other ARRA Funds - II	4871									
245	Other ARRA Funds - III	4872									
246	Other ARRA Funds - IV	4873									
247	Other ARRA Funds - V	4874									
248	ARRA - Early Childhood	4875									
249	Other ARRA Funds - VII	4876									
250	Other ARRA Funds - VIII	4877									
251	Other ARRA Funds - IX	4878									
252	Other ARRA Funds - X	4879									
253	Other ARRA Funds - Ed Job Fund Program	4880									
254	Total Stimulus Programs		0	0	0	0	0	0		0	0
255	Race to the Top Program	4901									
256	Race to the Top - Preschool Expansion Grant	4902									
257	Title III - Instruction for English Learners & Immigrant Students	4905									
258	Title III - English Language Acquisition	4909									
259	McKinney Education for Homeless Children	4920									
260	Title II - Eisenhower - Professional Development Formula	4930									
261	Title II - Teacher Quality	4932	60,000								
262	Federal Charter Schools	4960									
263	State Assessment Grants	4981									
264	Grant for State Assessments and Related Activities	4982									
265	Medicaid Matching Funds - Administrative Outreach	4991	65,000								
266	Medicaid Matching Funds - Fee-For-Service Program	4992	15,000								
267	Other Restricted Grants Received from Fed. Govt. thru State <i>(Describe & Itemize)</i>	4998	300,000	2,000,000							
268	Total Restricted Grants-In-Aid Received from Federal Govt. Thru the State		1,722,964	2,000,000	0	0	0	0		0	0
269	TOTAL RECEIPTS/REVENUES FROM FEDERAL SOURCES	4000	1,722,964	2,000,000	0	0	0	0	0	0	0
270	TOTAL DIRECT RECEIPTS/REVENUES (without Student Activity Funds 1799)		74,514,355	14,426,355	2,674,974	3,690,175	3,261,101	1,000	30,000	0	0
271	TOTAL DIRECT RECEIPTS/REVENUES (with Student Activity Funds 1799)		76,314,355								

	B	C	D	E	F	G	H	I	J	K	L
1	Description: Enter Whole Numbers Only	Funct #	(100)	(200)	(300)	(400)	(500)	(600)	(700)	(800)	(900)
2			Salaries	Employee Benefits	Purchased Services	Supplies & Materials	Capital Outlay	Other Objects	Non-Capitalized Equipment	Termination Benefits	Total
3	10 - EDUCATIONAL FUND (ED)										
4	INSTRUCTION (ED)										
5	Regular Programs	1100	27,033,991	4,002,500	633,148	637,970	183,002	5,575	418,058	0	32,914,244
6	Tuition Payment to Charter Schools	1115									0
7	Pre-K Programs	1125									0
8	Special Education Programs (Functions 1200 - 1220)	1200	6,083,020	1,258,799	34,915	45,968	0	1,000	2,992	0	7,426,694
9	Special Education Programs Pre-K	1225									0
10	Remedial and Supplemental Programs K-12	1250	43,127	22,575	32,000	140,000	0	0	0	0	237,702
11	Remedial and Supplemental Programs Pre-K	1275									0
12	Adult/Continuing Education Programs	1300	28,000	2,529	27,150	1,000	0	11,500	0	0	70,179
13	CTE Programs	1400	0	0	4,700	15,500	0	0	0	0	20,200
14	Interscholastic Programs	1500	1,553,156	17,270	283,245	143,065	0	11,700	18,300	0	2,026,736
15	Summer School Programs	1600	219,222	2,425	200,575	8,250	0	10,000	0	0	440,472
16	Gifted Programs	1650									0
17	Driver's Education Programs	1700	598,829	75,732	46,300	11,000	0	150	0	0	732,011
18	Bilingual Programs	1800	0	0	6,750	5,000	0	0	0	0	11,750
19	Truant Alternative & Optional Programs	1900	400,800	76,790	22,200	1,000	0	0	0	0	500,790
20	Pre-K Programs - Private Tuition	1910									0
21	Regular K-12 Programs Private Tuition	1911									0
22	Special Education Programs K-12 Private Tuition	1912						2,368,000			2,368,000
23	Special Education Programs Pre-K Tuition	1913									0
24	Remedial/Supplemental Programs K-12 Private Tuition	1914						35,000			35,000
25	Remedial/Supplemental Programs Pre-K Private Tuition	1915									0
26	Adult/Continuing Education Programs Private Tuition	1916									0
27	CTE Programs Private Tuition	1917						200,000			200,000
28	Interscholastic Programs Private Tuition	1918									0
29	Summer School Programs Private Tuition	1919									0
30	Gifted Programs Private Tuition	1920									0
31	Bilingual Programs Private Tuition	1921									0
32	Truants Alternative/Opt Ed Programs Private Tuition	1922									0
33	Student Activity Fund Expenditures	1999						1,800,000			1,800,000
34	Total Instruction¹⁴ (Without Student Activity Funds 1999)	1000	35,960,145	5,458,620	1,290,983	1,008,753	183,002	2,642,925	439,350	0	46,983,778
35	Total Instruction¹⁴ (With Student Activity Funds 1999)	1000	35,960,145	5,458,620	1,290,983	1,008,753	183,002	4,442,925	439,350	0	48,783,778
36	SUPPORT SERVICES (ED)										
37	Support Services - Pupil										
38	Attendance & Social Work Services	2110	1,402,418	402,850	13,150	6,300	0	500	0	0	1,825,218
39	Guidance Services	2120	3,596,124	590,406	135,200	56,600	0	4,050	1,500	0	4,383,880
40	Health Services	2130	271,621	67,791	39,750	10,150	0	0	0	0	389,312
41	Psychological Services	2140									0
42	Speech Pathology & Audiology Services	2150									0
43	Other Support Services - Pupils (Describe & Itemize)	2190	127,900	475	52,850	43,300	0	0	0	0	224,525
44	Total Support Services - Pupil	2100	5,398,063	1,061,522	240,950	116,350	0	4,550	1,500	0	6,822,935
45	Support Services - Instructional Staff										
46	Improvement of Instruction Services	2210	364,887	72,593	123,750	19,700	0	650	0	0	581,580
47	Educational Media Services	2220	1,803,938	331,504	584,380	392,630	1,100,000	1,250	81,600	0	4,295,302
48	Assessment & Testing	2230	315,769	15,745	113,675	20,060	0	0	0	0	465,249
49	Total Support Services - Instructional Staff	2200	2,484,594	419,842	821,805	432,390	1,100,000	1,900	81,600	0	5,342,131
50	Support Services - General Administration										
51	Board of Education Services	2310	0	0	437,500	20,000	0	21,000	0	0	478,500
52	Executive Administration Services	2320	353,683	68,737	40,000	6,800	0	3,500	0	0	472,720
53	Special Area Administration Services	2330									0
54	Tort Immunity Services	2361, 2365									0
55	Total Support Services - General Administration	2300	353,683	68,737	477,500	26,800	0	24,500	0	0	951,220

	B	C	D	E	F	G	H	I	J	K	L
1	Description: Enter Whole Numbers Only	Funct #	(100)	(200)	(300)	(400)	(500)	(600)	(700)	(800)	(900)
2			Salaries	Employee Benefits	Purchased Services	Supplies & Materials	Capital Outlay	Other Objects	Non-Capitalized Equipment	Termination Benefits	Total
56	Support Services - School Administration	2400									
57	Office of the Principal Services	2410	3,445,781	604,711	75,300	46,100	0	9,900	0	0	4,181,792
58	Other Support Services - School Administration <i>(Describe & Itemize)</i>	2490	0	0	41,000	1,000	0	0	0	0	42,000
59	Total Support Services - School Administration	2400	3,445,781	604,711	116,300	47,100	0	9,900	0	0	4,223,792
60	Support Services - Business	2500									
61	Direction of Business Support Services	2510	202,335	50,551	800	0	0	500	0	0	254,186
62	Fiscal Services	2520	364,992	86,487	9,950	4,500	0	120,750	0	0	586,679
63	Operation & Maintenance of Plant Services	2540	0	0	167,500	2,500	0	0	0	0	170,000
64	Pupil Transportation Services	2550									0
65	Food Services	2560	0	0	1,236,200	10,000	0	0	0	0	1,246,200
66	Internal Services	2570	185,323	68,717	32,500	440,000	0	25,000	2,000	0	753,540
67	Total Support Services - Business	2500	752,650	205,755	1,446,950	457,000	0	146,250	2,000	0	3,010,605
68	Support Services - Central	2600									
69	Direction of Central Support Services	2610									0
70	Planning, Research, Development & Evaluation Services	2620									0
71	Information Services	2630	196,784	8,177	111,750	3,400	0	1,000	0	0	321,111
72	Staff Services	2640	363,828	95,716	51,750	5,000	9,000	1,000	0	0	526,294
73	Data Processing Services	2660	216,202	35,881	154,455	500	0	300	0	0	407,338
74	Total Support Services - Central	2600	776,814	139,774	317,955	8,900	9,000	2,300	0	0	1,254,743
75	Other Support Services - Misc. <i>(Describe & Itemize)</i>	2900	0	372,036	504,307	0	0	0	0	0	876,343
76	Total Support Services	2000	13,211,585	2,872,377	3,925,767	1,088,540	1,109,000	189,400	85,100	0	22,481,769
77	COMMUNITY SERVICES (ED)	3000	248,750	1,783	5,150	48,125	0	0	0	0	303,808
78	PAYMENTS TO OTHER DIST & GOVT UNITS (ED)	4000									
79	Payments to Other Dist & Govt Units (In-State)	4100									
80	Payments for Regular Programs	4110									0
81	Payments for Special Education Programs	4120			2,400,000			125,000			2,525,000
82	Payments for Adult/Continuing Education Programs	4130									0
83	Payments for CTE Programs	4140									0
84	Payments for Community College Programs	4170									0
85	Other Payments to In-State Govt Units - Programs <i>(Describe & Itemize)</i>	4190									0
86	Total Payments to Other Dist & Govt Units (In-State)	4100			2,400,000			125,000			2,525,000
87	Payments for Regular Programs - Tuition	4210									0
88	Payments for Special Education Programs - Tuition	4220						590,000			590,000
89	Payments for Adult/Continuing Education Programs - Tuition	4230									0
90	Payments for CTE Programs - Tuition	4240									0
91	Payments for Community College Programs - Tuition	4270									0
92	Payments for Other Programs - Tuition	4280									0
93	Other Payments to In-State Govt Units - Tuition <i>(Describe & Itemize)</i>	4290									0
94	Total Payments to Other Dist & Govt Units - Tuition (In State)	4200						590,000			590,000
95	Payments for Regular Programs - Transfers	4310									0
96	Payments for Special Education Programs - Transfers	4320									0
97	Payments for Adult/Continuing Ed Programs - Transfers	4330									0
98	Payments for CTE Programs - Transfers	4340									0
99	Payments for Community College Program - Transfers	4370									0
100	Payments for Other Programs - Transfers	4380									0
101	Other Payments to In-State Govt Units - Transfers <i>(Describe & Itemize)</i>	4390									0
102	Total Payments to Other Dist & Govt Units-Transfers (In State)	4300			0			0			0
103	Payments to Other Dist & Govt Units (Out of State)	4400									0
104	Total Payments to Other Dist & Govt Units	4000			2,400,000			715,000			3,115,000

	B	C	D	E	F	G	H	I	J	K	L
1	Description: Enter Whole Numbers Only	Funct #	(100) Salaries	(200) Employee Benefits	(300) Purchased Services	(400) Supplies & Materials	(500) Capital Outlay	(600) Other Objects	(700) Non-Capitalized Equipment	(800) Termination Benefits	(900) Total
105	DEBT SERVICE (ED)	5000									
106	Debt Service - Interest on Short-Term Debt	5100									
107	Tax Anticipation Warrants	5110									0
108	Tax Anticipation Notes	5120									0
109	Corporate Personal Property Repl Tax Anticipated Notes	5130									0
110	State Aid Anticipation Certificates	5140									0
111	Other Interest on Short-Term Debt <i>(Describe & Itemize)</i>	5150									0
112	Total Debt Service - Interest on Short-Term Debt	5100						0			0
113	Debt Service - Interest on Long-Term Debt	5200									0
114	Total Debt Service	5000						0			0
115	PROVISION FOR CONTINGENCIES (ED)	6000									0
116	Total Direct Disbursements/Expenditures (without Student Activity Funds (1999))		49,420,480	8,332,780	7,621,900	2,145,418	1,292,002	3,547,325	524,450	0	72,884,355
117	Total Direct Disbursements/Expenditures (with Student Activity Funds (1999))		49,420,480	8,332,780	7,621,900	2,145,418	1,292,002	5,347,325	524,450	0	74,684,355
118	Excess (Deficiency) of Receipts/Revenues Over Disbursements/Expenditures (without Student Activity Funds 1999)										1,630,000
119	Excess (Deficiency) of Receipts/Revenues Over Disbursements/Expenditures (with Student Activity Funds 1999)										1,630,000
121	20 - OPERATIONS AND MAINTENANCE FUND (O&M)										
122	SUPPORT SERVICES (O&M)	2000									
123	Support Services - Pupil	2100									
124	Other Support Services - Pupils <i>(Describe & Itemize)</i>	2190									0
125	Support Services - Business	2500									
126	Direction of Business Support Services	2510									0
127	Facilities Acquisition & Construction Services	2530									0
128	Operation & Maintenance of Plant Services	2540	3,843,593	713,494	1,920,350	1,998,000	814,101	300	0	0	9,289,838
129	Pupil Transportation Services	2550									0
130	Food Services	2560					15,000				15,000
131	Total Support Services - Business	2500	3,843,593	713,494	1,920,350	1,998,000	829,101	300	0	0	9,304,838
132	Other Support Services - Misc. <i>(Describe & Itemize)</i>	2900									0
133	Total Support Services	2000	3,843,593	713,494	1,920,350	1,998,000	829,101	300	0	0	9,304,838
134	COMMUNITY SERVICES (O&M)	3000									0
135	PAYMENTS TO OTHER DIST & GOVT UNITS (O&M)	4000									
136	Payments to Other Dist & Govt Units (In-State)	4100									
137	Payments for Regular Programs	4110									0
138	Payments for Special Education Programs	4120									0
139	Payments for CTE Program	4140									0
140	Other Payments to In-State Govt Units - Programs <i>(Describe & Itemize)</i>	4190									0
141	Total Payments to Other Dist & Govt Units (In-State)	4100			0			0			0
142	Payments to Other Dist & Govt Units (Out of State) ¹⁴	4400									0
143	Total Payments to Other Dist & Govt Unit	4000			0			0			0
144	DEBT SERVICE (O&M)	5000									
145	Debt Service - Interest on Short-Term Debt	5100									
146	Tax Anticipation Warrants	5110									0
147	Tax Anticipation Notes	5120									0
148	Corporate Personal Prop Repl Tax Anticipated Notes	5130									0
149	State Aid Anticipation Certificates	5140									0
150	Other Interest on Short-Term Debt <i>(Describe & Itemize)</i>	5150									0
151	Total Debt Service - Interest on Short-Term Debt	5100						0			0
152	Debt Service - Interest on Long-Term Debt	5200									0
153	Total Debt Service	5000						0			0
154	PROVISION FOR CONTINGENCIES (O&M)	6000									0
155	Total Direct Disbursements/Expenditures		3,843,593	713,494	1,920,350	1,998,000	829,101	300	0	0	9,304,838
156	Excess (Deficiency) of Receipts/Revenues Over Disbursements/Expenditures										5,121,517

	B	C	D	E	F	G	H	I	J	K	L
1	Description: Enter Whole Numbers Only	Funct #	(100)	(200)	(300)	(400)	(500)	(600)	(700)	(800)	(900)
2			Salaries	Employee Benefits	Purchased Services	Supplies & Materials	Capital Outlay	Other Objects	Non-Capitalized Equipment	Termination Benefits	Total
158	30 - DEBT SERVICE FUND (DS)										
159	PAYMENTS TO OTHER DIST & GOVT UNITS (DS)	4000									
160	Payments to Other Dist & Govt Units (In-State)	4100									
161	Payments for Regular Programs	4110									0
162	Payments for Special Education Programs	4120									0
163	Other Payments to In-State Govt Units - Programs (Describe & Itemize)	4190									0
164	Total Payments to Other Dist & Govt Units (In-State)	4000						0			0
165	DEBT SERVICE (DS)	5000									
166	Debt Service - Interest on Short-Term Debt	5100									
167	Tax Anticipation Warrants	5110									0
168	Tax Anticipation Notes	5120									0
169	Corporate Personal Prop Repl Tax Anticipation Notes	5130									0
170	State Aid Anticipation Certificates	5140									0
171	Other Interest on Short-Term Debt (Describe & Itemize)	5150									0
172	Total Debt Service - Interest On Short-Term Debt	5100						0			0
173	Debt Service - Interest on Long-Term Debt	5200									
174	Debt Service - Payments of Principal on Long-Term Debt ¹⁵ (Lease/Purchase Principal Retired) (Describe & Itemize)	5300						139,466			139,466
175	Debt Service - Other (Describe & Itemize)	5400						2,465,000			2,465,000
176	Total Debt Service	5000			0			2,604,466			2,604,466
177	PROVISION FOR CONTINGENCIES (DS)	6000									0
178	Total Direct Disbursements/Expenditures				0			2,604,466			2,604,466
179	Excess (Deficiency) of Receipts/Revenues Over Disbursements/Expenditures										70,508
180											
181	40 - TRANSPORTATION FUND (TR)										
182	SUPPORT SERVICES (TR)	2000									
183	Support Services - Pupils	2100									
184	Other Support Services - Pupils (Describe & Itemize)	2190									0
185	Support Services - Business										
186	Pupil Transportation Services	2550	0	0	3,390,175	0	90,000	0	0	0	3,480,175
187	Other Support Services - Business (Describe & Itemize)	2900									0
188	Total Support Services	2000	0	0	3,390,175	0	90,000	0	0	0	3,480,175
189	COMMUNITY SERVICES (TR)	3000									0
190	PAYMENTS TO OTHER DIST & GOVT UNITS (TR)	4000									
191	Payments to Other Dist & Govt Units (In-State)	4100									
192	Payments for Regular Program	4110									0
193	Payments for Special Education Programs	4120									0
194	Payments for Adult/Continuing Education Programs	4130									0
195	Payments for CTE Programs	4140									0
196	Payments for Community College Programs	4170									0
197	Other Payments to In-State Govt Units - Programs (Describe & Itemize)	4190									0
198	Total Payments to Other Dist & Govt Units (In-State)	4100			0			0			0
199	Payments to Other Dist & Govt Units (Out-of-State) (Describe & Itemize)	4400									0
200	Total Payments to Other Dist & Govt Units	4000			0			0			0
201	DEBT SERVICE (TR)	5000									
202	Debt Service - Interest on Short-Term Debt	5100									
203	Tax Anticipation Warrants	5110									0
204	Tax Anticipation Notes	5120									0
205	Corporate Personal Prop Repl Tax Anticipation Notes	5130									0
206	State Aid Anticipation Certificates	5140									0
207	Other Interest on Short-Term Debt (Describe & Itemize)	5150									0
208	Total Debt Service - Interest On Short-Term Debt	5100			90			0			0
209	Debt Service - Interest on Long-Term Debt	5200									0

	B	C	D	E	F	G	H	I	J	K	L
1	Description: Enter Whole Numbers Only	Funct #	(100) Salaries	(200) Employee Benefits	(300) Purchased Services	(400) Supplies & Materials	(500) Capital Outlay	(600) Other Objects	(700) Non-Capitalized Equipment	(800) Termination Benefits	(900) Total
210	Debt Service - Payments of Principal on Long-Term Debt ¹⁵ (Lease/Purchase Principal Retired) (Describe & Itemize)	5300									0
211	Debt Service - Other (Describe & Itemize)	5400									0
212	Total Debt Service	5000						0			0
213	PROVISION FOR CONTINGENCIES (TR)	6000									0
214	Total Direct Disbursements/Expenditures		0	0	3,390,175	0	90,000	0	0	0	3,480,175
215	Excess (Deficiency) of Receipts/Revenues Over Disbursements/Expenditures										210,000
217	50 - MUNICIPAL RETIREMENT/SOC SEC FUND (MR/SS)										
218	INSTRUCTION (MR/SS)	1000									
219	Regular Program	1100		519,456							519,456
220	Pre-K Programs	1125									0
221	Special Education Programs (Functions 1200-1220)	1200		515,403							515,403
222	Special Education Programs Pre-K	1225									0
223	Remedial and Supplemental Programs K-12	1250		6,500							6,500
224	Remedial and Supplemental Programs Pre-K	1275									0
225	Adult/Continuing Education Programs	1300		1,500							1,500
226	CTE Programs	1400									0
227	Interscholastic Programs	1500		111,940							111,940
228	Summer School Programs	1600		11,200							11,200
229	Gifted Programs	1650									0
230	Driver's Education Programs	1700		20,005							20,005
231	Bilingual Programs	1800									0
232	Truant Alternative & Optional Programs	1900		5,600							5,600
233	Total Instruction	1000		1,191,604							1,191,604
234	SUPPORT SERVICES (MR/SS)	2000									
235	Support Services - Pupil	2100									
236	Attendance & Social Work Services	2110		194,035							194,035
237	Guidance Services	2120		128,213							128,213
238	Health Services	2130		20,520							20,520
239	Psychological Services	2140									0
240	Speech Pathology & Audiology Services	2150									0
241	Other Support Services - Pupils (Describe & Itemize)	2190		20,222							20,222
242	Total Support Services - Pupil	2100		362,990							362,990
243	Support Services - Instructional Staff	2200									
244	Improvement of Instruction Services	2210		18,711							18,711
245	Educational Media Services	2220		316,037							316,037
246	Assessment & Testing	2230		31,566							31,566
247	Total Support Services - Instructional Staff	2200		366,314							366,314
248	Support Services - General Administration	2300									
249	Board of Education Services	2310									0
250	Executive Administration Services	2320		27,965							27,965
251	Special Area Administrative Services	2330									0
252	Claims Paid from Self Insurance Fund	2361									0
253	Risk Management and Claims Services Payments	2365									0
254	Total Support Services - General Administration	2300		27,965							27,965
255	Support Services - School Administration	2400									
256	Office of the Principal Services	2410		197,678							197,678
257	Other Support Services - School Administration (Describe & Itemize)	2490									0
258	Total Support Services - School Administration	2400		197,678							197,678

	B	C	D	E	F	G	H	I	J	K	L
1	Description: Enter Whole Numbers Only	Funct #	(100)	(200)	(300)	(400)	(500)	(600)	(700)	(800)	(900)
2			Salaries	Employee Benefits	Purchased Services	Supplies & Materials	Capital Outlay	Other Objects	Non-Capitalized Equipment	Termination Benefits	Total
259	Support Services - Business	2500									
260	Direction of Business Support Services	2510		2,950							2,950
261	Fiscal Services	2520		78,581							78,581
262	Facilities Acquisition & Construction Services	2530									0
263	Operation & Maintenance of Plant Service	2540		851,919							851,919
264	Pupil Transportation Services	2550									0
265	Food Services	2560									0
266	Internal Services	2570		33,270							33,270
267	Total Support Services - Business	2500		966,720							966,720
268	Support Services - Central	2600									
269	Direction of Central Support Services	2610									0
270	Planning, Research, Development & Evaluation Services	2620									0
271	Information Services	2630		43,435							43,435
272	Staff Services	2640		33,606							33,606
273	Data Processing Services	2660		46,729							46,729
274	Total Support Services - Central	2600		123,770							123,770
275	Other Support Services - Misc. (Describe & Itemize)	2900									0
276	Total Support Services	2000		2,045,437							2,045,437
277	COMMUNITY SERVICES (MR/SS)	3000		19,060							19,060
278	PAYMENTS TO OTHER DIST & GOVT UNITS (MR/SS)	4000									
279	Payments for Regular Programs	4110									0
280	Payments for Special Education Programs	4120									0
281	Payments for CTE Programs	4140									0
282	Total Payments to Other Dist & Govt Units	4000		0							0
283	DEBT SERVICE (MR/SS)	5000									
284	Debt Service - Interest on Short-Term Debt	5100									
285	Tax Anticipation Warrants	5110									0
286	Tax Anticipation Notes	5120									0
287	Corporate Personal Prop Repl Tax Anticipation Notes	5130									0
288	State Aid Anticipation Certificates	5140									0
289	Other Interest on Short-Term Debt (Describe & Itemize)	5150									0
290	Total Debt Service	5000						0			0
291	PROVISION FOR CONTINGENCIES (MR/SS)	6000									0
292	Total Direct Disbursements/Expenditures			3,256,101				0			3,256,101
293	Excess (Deficiency) of Receipts/Revenues Over Disbursements/Expenditures										5,000
294											
295	60 - CAPITAL PROJECTS (CP)										
296	SUPPORT SERVICES (CP)	2000									
297	Support Services - Business										
298	Facilities Acquisition & Construction Services	2530					7,782,979				7,782,979
299	Other Support Services - Business (Describe & Itemize)	2900									0
300	Total Support Services	2000	0	0	0	0	7,782,979	0	0		7,782,979
301	PAYMENTS TO OTHER DIST & GOVT UNITS (CP)	4000									
302	Payments to Other Dist & Govt Units (In-State)	4100									
303	Payments to Regular Programs	4110									0
304	Payment for Special Education Programs	4120									0
305	Payment for CTE Programs	4140									0
306	Payments to Other Govt Units - Programs (In-State) (Describe & Itemize)	4190									0
307	Total Payments to Other Districts & Govt Units	4000			0			0			0
308	PROVISION FOR CONTINGENCIES (CP)	6000									0
309	Total Direct Disbursements/Expenditures		0	0	0	0	7,782,979	0	0		7,782,979
310	Excess (Deficiency) of Receipts/Revenues Over Disbursements/Expenditures										(7,781,979)
311											
312	70 WORKING CASH FUND (WC)										
313											
314	80 - TORT FUND (TF)										

92

1	B	C	D	E	F	G	H	I	J	K	L
2	Description: Enter Whole Numbers Only	Funct #	(100) Salaries	(200) Employee Benefits	(300) Purchased Services	(400) Supplies & Materials	(500) Capital Outlay	(600) Other Objects	(700) Non-Capitalized Equipment	(800) Termination Benefits	(900) Total
315	INSTRUCTION (TF)	1000									
316	Regular Programs	1100									0
317	Tuition Payment to Charter Schools	1115									0
318	Pre-K Programs	1125									0
319	Special Education Programs (Functions 1200 - 1220)	1200									0
320	Special Education Programs Pre-K	1225									0
321	Remedial and Supplemental Programs K-12	1250									0
322	Remedial and Supplemental Programs Pre-K	1275									0
323	Adult/Continuing Education Programs	1300									0
324	CTE Programs	1400									0
325	Interscholastic Programs	1500									0
326	Summer School Programs	1600									0
327	Gifted Programs	1650									0
328	Driver's Education Programs	1700									0
329	Bilingual Programs	1800									0
330	Truant Alternative & Optional Programs	1900									0
331	Pre-K Programs - Private Tuition	1910									0
332	Regular K-12 Programs Private Tuition	1911									0
333	Special Education Programs K-12 Private Tuition	1912									0
334	Special Education Programs Pre-K Tuition	1913									0
335	Remedial/Supplemental Programs K-12 Private Tuition	1914									0
336	Remedial/Supplemental Programs Pre-K Private Tuition	1915									0
337	Adult/Continuing Education Programs Private Tuition	1916									0
338	CTE Programs Private Tuition	1917									0
339	Interscholastic Programs Private Tuition	1918									0
340	Summer School Programs Private Tuition	1919									0
341	Gifted Programs Private Tuition	1920									0
342	Bilingual Programs Private Tuition	1921									0
343	Truants Alternative/Opt Ed Programs Private Tuition	1922									0
344	Total Instruction¹⁴	1000	0	0	0	0	0	0	0	0	0
345	SUPPORT SERVICES (TF)	2000									
346	Support Services - Pupil	2100									
347	Attendance & Social Work Services	2110									0
348	Guidance Services	2120									0
349	Health Services	2130									0
350	Psychological Services	2140									0
351	Speech Pathology & Audiology Services	2150									0
352	Other Support Services - Pupils (Describe & Itemize)	2190									0
353	Total Support Services - Pupil	2100	0	0	0	0	0	0	0	0	0
354	Support Services - Instructional Staff	2200									
355	Improvement of Instruction Services	2210									0
356	Educational Media Services	2220									0
357	Assessment & Testing	2230									0
358	Total Support Services - Instructional Staff	2200	0	0	0	0	0	0	0	0	0
359	Support Services - General Administration	2300									
360	Board of Education Services	2310									0
361	Executive Administration Services	2320									0
362	Special Area Administration Services	2330									0
363	Claims Paid from Self Insurance Fund	2361									0
364	Risk Management and Claims Services Payments	2365									0
365	Total Support Services - General Administration	2300	0	0	0	0	0	0	0	0	0

	B	C	D	E	F	G	H	I	J	K	L
1	Description: Enter Whole Numbers Only	Funct #	(100) Salaries	(200) Employee Benefits	(300) Purchased Services	(400) Supplies & Materials	(500) Capital Outlay	(600) Other Objects	(700) Non-Capitalized Equipment	(800) Termination Benefits	(900) Total
366	Support Services - School Administration	2400									
367	Office of the Principal Services	2410									0
368	Other Support Services - School Administration <i>(Describe & Itemize)</i>	2490									0
369	Total Support Services - School Administration	2400	0	0	0	0	0	0	0	0	0
370	Support Services - Business	2500									
371	Direction of Business Support Services	2510									0
372	Fiscal Services	2520									0
373	Facilities Acquisition & Construction Services	2530									0
374	Operation & Maintenance of Plant Services	2540									0
375	Pupil Transportation Services	2550									0
376	Food Services	2560									0
377	Internal Services	2570									0
378	Total Support Services - Business	2500	0	0	0	0	0	0	0	0	0
379	Support Services - Central	2600									
380	Direction of Central Support Services	2610									0
381	Planning, Research, Development & Evaluation Services	2620									0
382	Information Services	2630									0
383	Staff Services	2640									0
384	Data Processing Services	2660									0
385	Total Support Services - Central	2600	0	0	0	0	0	0	0	0	0
386	Other Support Services - Misc. <i>(Describe & Itemize)</i>	2900									0
387	Total Support Services	2000	0	0	0	0	0	0	0	0	0
388	COMMUNITY SERVICES (TF)	3000									0
389	PAYMENTS TO OTHER DIST & GOVT UNITS (TF)	4000									
390	Payments to Other Dist & Govt Units (In-State)	4100									
391	Payments for Regular Programs	4110									0
392	Payments for Special Education Programs	4120									0
393	Payments for Adult/Continuing Education Programs	4130									0
394	Payments for CTE Programs	4140									0
395	Payments for Community College Programs	4170									0
396	Other Payments to In-State Govt Units - Programs <i>(Describe & Itemize)</i>	4190									0
397	Total Payments to Other Dist & Govt Units (In-State)	4100			0			0			0
398	Payments for Regular Programs - Tuition	4210									0
399	Payments for Special Education Programs - Tuition	4220									0
400	Payments for Adult/Continuing Education Programs - Tuition	4230									0
401	Payments for CTE Programs - Tuition	4240									0
402	Payments for Community College Programs - Tuition	4270									0
403	Payments for Other Programs - Tuition	4280									0
404	Other Payments to In-State Govt Units - Tuition <i>(Describe & Itemize)</i>	4290									0
405	Total Payments to Other Dist & Govt Units - Tuition (In State)	4200						0			0
406	Payments for Regular Programs - Transfers	4310									0
407	Payments for Special Education Programs - Transfers	4320									0
408	Payments for Adult/Continuing Ed Programs - Transfers	4330									0
409	Payments for CTE Programs - Transfers	4340									0
410	Payments for Community College Program - Transfers	4370									0
411	Payments for Other Programs - Transfers	4380									0
412	Other Payments to In-State Govt Units - Transfers <i>(Describe & Itemize)</i>	4390									0
413	Total Payments to Other Dist & Govt Units-Transfers (In State)	4300			0			0			0
414	Payments to Other Dist & Govt Units (Out of State)	4400									0
415	Total Payments to Other Dist & Govt Units	4000			0			0			0
416	DEBT SERVICE (TF)	5000									
417	Debt Service - Interest on Short-Term Debt										
418	Tax Anticipation Warrants	5110									0
419	Tax Anticipation Notes	5120									0
420	Corporate Personal Property Replacement Tax Anticipation Notes	5130									0
421	State Aid Anticipation Certificates	5140									0
422	Other Interest or Short-Term Debt <i>(Describe & Itemize)</i>	5150									0
423	Debt Service - Interest on Long-Term Debt	5200									0

ESTIMATED DISBURSEMENTS/EXPENDITURES

	B	C	D	E	F	G	H	I	J	K	L
1	Description: Enter Whole Numbers Only	Funct #	(100)	(200)	(300)	(400)	(500)	(600)	(700)	(800)	(900)
2			Salaries	Employee Benefits	Purchased Services	Supplies & Materials	Capital Outlay	Other Objects	Non-Capitalized Equipment	Termination Benefits	Total
424	Debt Service - Payments of Principal on Long-Term Debt ¹⁵ (Lease/Purchase Principal Retired) (Describe & Itemize)	5300									0
425	Debt Service - Other (Describe & Itemize)	5400									0
426	Total Debt Service	5000			0			0			0

1	B	C	D	E	F	G	H	I	J	K	L
2	Description: Enter Whole Numbers Only	Funct #	(100) Salaries	(200) Employee Benefits	(300) Purchased Services	(400) Supplies & Materials	(500) Capital Outlay	(600) Other Objects	(700) Non-Capitalized Equipment	(800) Termination Benefits	(900) Total
427	PROVISION FOR CONTINGENCIES (TF)	6000									0
428	Total Direct Disbursements/Expenditures		0	0	0	0	0	0	0	0	0
429	Excess (Deficiency) of Receipts/Revenues Over Disbursements/Expenditures										0
430											
431	90 - FIRE PREVENTION & SAFETY FUND (FP&S)										
432	SUPPORT SERVICES (FP&S)	2000									
433	Support Services - Business	2500									
434	Facilities Acquisition & Construction Services	2530									0
435	Operation & Maintenance of Plant Service	2540									0
436	Total Support Services - Business	2500	0	0	0	0	0	0	0		0
437	Other Support Services - Misc. (Describe & Itemize)	2900									0
438	Total Support Services	2000	0	0	0	0	0	0	0		0
439	PAYMENTS TO OTHER DISTRICTS & GOVT UNITS (FP&S)	4000									
440	Payments to Regular Programs	4110									0
441	Payments to Special Education Programs	4120									0
442	Other Payments to In-State Govt Units - Programs (Describe & Itemize)	4190									0
443	Total Payments to Other Districts & Govt Units (FPS)	4000						0			0
444	DEBT SERVICE (FP&S)	5000									
445	Debt Service - Interest on Short-Term Debt	5100									
446	Tax Anticipation Warrants	5110									0
447	Other Interest on Short-Term Debt (Describe & Itemize)	5150									0
448	Total Debt Service - Interest on Short-Term Debt	5100						0			0
449	Debt Service - Interest on Long-Term Debt	5200									0
450	Debt Service - Payments of Principal on Long-Term Debt ¹⁵ (Lease/Purchase Principal Retired) (Describe & Itemize)	5300									0
451	Total Debt Service	5000						0			0
452	PROVISIONS FOR CONTINGENCIES (FP&S)	6000									0
453	Total Direct Disbursements/Expenditures		0	0	0	0	0	0	0		0
454	Excess (Deficiency) of Receipts/Revenues Over Disbursements/Expenditures										0

This page is provided for detailed itemizations as requested within the body of the Report.

Please enter notes in "Source of Revenue/Use of Expense" column for the below line items. If page does not list specific revenues/expenditures, no itemization notes are required.

Fund-Account Number		Source of Revenue/Use of Expense	Amount
Estimated Revenues			
10-1790	Other District/School Activity Revenue	Revenue for district athletic and club summer camps.	\$454,300
10-1993	Other Local Fees	E-Rate Revenue	\$34,163
10-1999	Other Local Revenues	Various miscellaneous payments.	\$50,000
20-1999	Other Local Revenues	Various miscellaneous payments.	\$5,000
10-4998	Other Restricted Grants Received from Fed. Govt. thru State	Remaining ESSER III and IDEA Monies.	\$300,000
20-4998	Other Restricted Grants Received from Fed. Govt. thru State	Remaining ESSER II and III Monies.	\$2,000,000
Estimated Expenditures			
10-2190	Other Support Services - Pupils	Supervision for Cafeteria, Corral, and district events.	\$224,525
10-2490	Other Support Services - School Administration	Postage	\$42,000
10-2900	Other Support Services - Misc.	P&C Insurance and Work Comp. Insurance payments.	\$876,343
30-5300	Debt Service - Payments of Principal on Long-Term Debt	Current year's debt service principal payment.	\$2,465,000
50-2190	Other Support Services - Pupils	Benefits related to the salaries of student supervision.	\$20,222

	A	B	C	D	E	F	G
1	DEFICIT BUDGET SUMMARY INFORMATION - Operating Funds Only (School Districts Only)						
2		Description	EDUCATIONAL FUND (10)	OPERATIONS & MAINTENANCE FUND (20)	TRANSPORTATION FUND (40)	WORKING CASH FUND (70)	TOTAL
3		Direct Revenues	74,514,355	14,426,355	3,690,175	30,000	92,660,885
4		Direct Expenditures	72,884,355	9,304,838	3,480,175		85,669,368
5		Difference	1,630,000	5,121,517	210,000	30,000	6,991,517
6		Estimated Fund Balance - June 30, 2023	32,486,891	8,766,066	3,942,194	4,009,893	49,205,044
7	Balanced budget; no Deficit Reduction Plan is required.						
8	<p><i>A deficit reduction plan is required if the local board of education adopts (or amends) the 2022-2023 school district budget in which the "operating funds" listed above result in direct revenues (line 9, BudgetSum 2-4) being less than direct expenditures (line 19, BudgetSum 2-4) by an amount equal to or greater than one-third (1/3) of the ending fund balance (line 81, BudgetSum 2-4).</i></p>						
9	<p>Note: The balance is determined using only the four funds listed above. That is, if the estimated ending fund balance is less than three times the deficit spending, the district must adopt and file with ISBE a deficit reduction plan to balance the shortfall within three years.</p>						
11	<p><i>Per School Code (105 ILCS 5/17-1) - If the Deficit AFR Summary Information tab from the 2021-2022 Annual Financial Report (AFR) reflects a deficit as defined above, then the school district shall adopt and submit a deficit reduction plan (found here on page 23-27) to ISBE within 30 days after acceptance of the AFR.</i></p>						
13	<p><i>The deficit reduction plan, if required, is developed using ISBE guidelines and format.</i></p>						
14							
15							

ILLINOIS STATE BOARD OF EDUCATION
School Business Services Division

	A	B	C	D	E	F	G	H	I	J	K	L	
1	*School Districts Only		DEFICIT REDUCTION PLAN					ESTIMATED BUDGET					
2			ESTIMATED BUDGET					ESTIMATED BUDGET					
3	6016204017		FY2022-2023					FY2023-2024					
4	District Number												
5	Lyons Twp HSD 204												
6	District Name		Educational Fund	Operations & Maintenance Fund	Transportation Fund	Working Cash Fund	Total	Educational Fund	Operations & Maintenance Fund	Transportation Fund	Working Cash Fund	Total	
7	ESTIMATED BEGINNING FUND BALANCE (must equal prior Ending Fund Balance)		34,503,713	8,906,066	3,732,194	3,979,893	51,121,866	32,486,891	8,766,066	3,942,194	4,009,893	49,205,044	
8	RECEIPTS/REVENUES		Acct #										
9	LOCAL SOURCES		1000	69,310,928	11,426,355	2,685,175	30,000	83,452,458				0	
10	FLOW-THROUGH RECEIPTS/REVENUES FROM ONE DISTRICT TO ANOTHER DISTRICT		2000	0	0	0	0	0				0	
11	STATE SOURCES		3000	3,480,463	1,000,000	1,005,000	0	5,485,463				0	
12	FEDERAL SOURCES		4000	1,722,964	2,000,000	0	0	3,722,964				0	
13	Total Receipts/Revenues			74,514,355	14,426,355	3,690,175	30,000	92,660,885	0	0	0	0	
14	DISBURSEMENTS/EXPENDITURES		Funct #										
15	INSTRUCTION		1000	46,983,778				46,983,778				0	
16	SUPPORT SERVICES		2000	22,481,769	9,304,838	3,480,175		35,266,782				0	
17	COMMUNITY SERVICES		3000	303,808	0	0		303,808				0	
18	PAYMENTS TO OTHER DISTRICTS & GOVT. UNITS		4000	3,115,000	0	0		3,115,000				0	
19	DEBT SERVICES		5000	0	0	0		0				0	
20	PROVISION FOR CONTINGENCIES		6000	0	0	0		0				0	
21	Total Disbursements/Expenditures			72,884,355	9,304,838	3,480,175		85,669,368	0	0	0	0	
22	Excess of Receipts/Revenue Over/(Under) Disbursements/Expenditures			1,630,000	5,121,517	210,000	30,000	6,991,517	0	0	0	0	
23	OTHER SOURCES/USES OF FUNDS												
24	OTHER SOURCES OF FUNDS (7000)			0	0	0	0	0				0	
25	OTHER USES OF FUNDS (8000)			3,646,822	5,261,517	0	0	8,908,339				0	
26	TOTAL OTHER SOURCES/USES OF FUNDS			(3,646,822)	(5,261,517)	0	0	(8,908,339)	0	0	0	0	
27	ESTIMATED ENDING FUND BALANCE			32,486,891	8,766,066	3,942,194	4,009,893	49,205,044	32,486,891	8,766,066	3,942,194	4,009,893	49,205,044

ILLINOIS STATE BOARD OF EDUCATION
School Business Services Division

	A	B	M	N	O	P	Q	R	S	T	U	V
1	*School Districts Only		ESTIMATED BUDGET FY2024-2025					ESTIMATED BUDGET FY2025-2026				
2												
3	6016204017											
4	District Number											
5	Lyons Twp HSD 204											
6	District Name		Educational Fund	Operations & Maintenance Fund	Transportation Fund	Working Cash Fund	Total	Educational Fund	Operations & Maintenance Fund	Transportation Fund	Working Cash Fund	Total
7	ESTIMATED BEGINNING FUND BALANCE (must equal prior Ending Fund Balance)		32,486,891	8,766,066	3,942,194	4,009,893	49,205,044	32,486,891	8,766,066	3,942,194	4,009,893	49,205,044
8	RECEIPTS/REVENUES	Acct #										
9	LOCAL SOURCES	1000					0					0
10	FLOW-THROUGH RECEIPTS/REVENUES FROM ONE DISTRICT TO ANOTHER DISTRICT	2000					0					0
11	STATE SOURCES	3000					0					0
12	FEDERAL SOURCES	4000					0					0
13	Total Receipts/Revenues		0	0	0	0	0	0	0	0	0	0
14	DISBURSEMENTS/EXPENDITURES	Funct #										
15	INSTRUCTION	1000					0					0
16	SUPPORT SERVICES	2000					0					0
17	COMMUNITY SERVICES	3000					0					0
18	PAYMENTS TO OTHER DISTRICTS & GOVT. UNITS	4000					0					0
19	DEBT SERVICES	5000					0					0
20	PROVISION FOR CONTINGENCIES	6000					0					0
21	Total Disbursements/Expenditures		0	0	0	0	0	0	0	0	0	0
22	Excess of Receipts/Revenue Over/(Under) Disbursements/Expenditures		0	0	0	0	0	0	0	0	0	0
23	OTHER SOURCES/USES OF FUNDS											
24	OTHER SOURCES OF FUNDS (7000)						0					0
25	OTHER USES OF FUNDS (8000)						0					0
26	TOTAL OTHER SOURCES/USES OF FUNDS		0	0	0	0	0	0	0	0	0	0
27	ESTIMATED ENDING FUND BALANCE		32,486,891	8,766,066	3,942,194	4,009,893	49,205,044	32,486,891	8,766,066	3,942,194	4,009,893	49,205,044

	A	B	W	X	Y	Z
1	*School Districts Only		SUMMARY BUDGET ADDENDUM - DEFICIT REDUCTION PLAN ESTIMATED BUDGET Date of Adoption: <input type="text"/> <i>(Enter as MM/DD/YY)</i>			
2						
3	6016204017					
4	District Number					
5	Lyons Twp HSD 204					
6	District Name		FY2022-2023	FY2023-2024	FY2024-2025	FY2025-2026
7	ESTIMATED BEGINNING FUND BALANCE <i>(must equal prior Ending Fund Balance)</i>		51,121,866	49,205,044	49,205,044	49,205,044
8	RECEIPTS/REVENUES	Acct #				
9	LOCAL SOURCES	1000	83,452,458	0	0	0
10	FLOW-THROUGH RECEIPTS/REVENUES FROM ONE DISTRICT TO ANOTHER DISTRICT	2000	0	0	0	0
11	STATE SOURCES	3000	5,485,463	0	0	0
12	FEDERAL SOURCES	4000	3,722,964	0	0	0
13	Total Receipts/Revenues		92,660,885	0	0	0
14	DISBURSEMENTS/EXPENDITURES	Funct #				
15	INSTRUCTION	1000	46,983,778	0	0	0
16	SUPPORT SERVICES	2000	35,266,782	0	0	0
17	COMMUNITY SERVICES	3000	303,808	0	0	0
18	PAYMENTS TO OTHER DISTRICTS & GOVT. UNITS	4000	3,115,000	0	0	0
19	DEBT SERVICES	5000	0	0	0	0
20	PROVISION FOR CONTINGENCIES	6000	0	0	0	0
21	Total Disbursements/Expenditures		85,669,368	0	0	0
22	Excess of Receipts/Revenue Over/(Under) Disbursements/Expenditures		6,991,517	0	0	0
23	OTHER SOURCES/USES OF FUNDS					
24	OTHER SOURCES OF FUNDS (7000)		0	0	0	0
25	OTHER USES OF FUNDS (8000)		8,908,339	0	0	0
26	TOTAL OTHER SOURCES/USES OF FUNDS		(8,908,339)	0	0	0
27	ESTIMATED ENDING FUND BALANCE		49,205,044	49,205,044	49,205,044	49,205,044

Deficit Reduction Plan-Background/Assumptions (School Districts Only)
Fiscal Year 2022-2023
through Fiscal Year 2025-2026

Lyons Twp HSD 204 6016204017

Please complete the following schedule and include a brief description to identify any areas of the budget that will be impacted from one year to the next. If the deficit reduction plan relies upon new local revenues, identify contingencies for further budget reductions which will be enacted in the event those new revenues are not available.

1. Background and Narrative of Budget Reductions:

2. Assumptions Used in the Deficit Reduction Plan:

- EBF and Estimated New Tier Funding:

- Equal Assessed Valuation and Tax Rates:

- Employee Salaries and Benefits:

- Short- and Long-Term Borrowing:

- Educational Impact:

- Other Assumptions:

- Has the district considered shared services or outsourcing (Ex: Transportation, Insurance)? If yes, please explain:

ESTIMATED LIMITATION OF ADMINISTRATIVE COSTS (School Districts Only)

(For Local Use Only)

This is an estimated Limitation of Administrative Costs Worksheet only and will not be accepted for Official Submission of the Limitation of Administrative Costs Worksheet.

The worksheet is intended for use during the budgeting process to estimate the district's percent increase of FY2023 budgeted expenditures over actual FY2022 expenditures. Budget information is copied to this page. Insert the prior year estimated actual expenditures to compute the estimated percentage increase (decrease).

The official Limitation of Administrative Costs Worksheet is attached to the end of the Annual Financial Report (ISBE Form 50-35) and may be submitted in conjunction with that report. An official Limitation of Administrative Costs Worksheet can also be found on the ISBE website at: [Limitation of Administrative Costs](#)

ESTIMATED LIMITATION OF ADMINISTRATIVE COSTS WORKSHEET
(Section 17-1.5 of the School Code)

School District Name: Lyons Twp HSD 204
RCDT Number: 6-016-2040-17

Description	Funct. No.	Estimated Actual Expenditures, Fiscal Year 2022				Budgeted Expenditures, Fiscal Year 2023			
		(10) Educational Fund	(20) Operations & Maintenance Fund	(80) Tort Fund	Total	(10) Educational Fund	(20) Operations & Maintenance Fund	(80) Tort Fund	Total
1. Executive Administration Services	2320	513,552			513,552	472,720		0	472,720
2. Special Area Administration Services	2330	0			0	0		0	0
3. Other Support Services - School Administration	2490	31,540			31,540	42,000		0	42,000
4. Direction of Business Support Services	2510	244,821			244,821	254,186	0	0	254,186
5. Internal Services	2570	857,687			857,687	753,540		0	753,540
6. Direction of Central Support Services	2610	0			0	0		0	0
7. Deduct - Early Retirement or other pension obligations required by state law and included above.					0				0
8. Totals		1,647,600	0	0	1,647,600	1,522,446	0	0	1,522,446
9. Estimated Percent Increase (Decrease) for FY2023 (Budgeted) over FY2022 (Actual)									-8%

Reference Description

- 1 Each fund balance should correspond to the fund balance reflected on the books as of June 30th - Balance Sheet Accounts #720 and #730 (audit figures, if available).
- 2 Accounting and Financial Reporting for Certain Grants and Other Financial Assistance. The "On-Behalf" Payments should only be reflected on this page (Budget Summary, Lines 10 and 20).
- 3 Requires the secretary of the school board to notify the county clerk (within 30 days of the transfer approval) to abate an equal amount of taxes to be next extended. See Sec. 10-22.14 & 17-2.11.
- 3^a Requires notification to the county clerk to abate an equal amount from taxes next extended. See section 10-22.14
- 4 Principal on Bonds Sold:
 - (1) Funding Bonds are to be entered in the fund or funds in which the liability occurs.
 - (2) Refunding Bonds can be entered in the Debt Services Fund only.
 - (3) Building Bonds can be entered in the Capital Projects Fund only.
 - (4) Fire Prevention and Safety Bonds can be entered in the Fire Prevention & Safety Fund only.
- 5

The proceeds from the sale of school sites, buildings, or other real estate shall be used first to pay the principal and interest on any outstanding bonds on the property being sold, and after all such bonds have been retired, the remaining proceeds from the sale next shall be used by the school board to meet any urgent district needs as determined under Sections 2-3.12 and 17-2.11 of the School Code. Once these issues have been addressed, any remaining proceeds may be used for any other authorized purpose and for deposit into any district fund.
- 6 The School Code, Section 10-22.44 prohibits the transfer of interest earned on the investment of "any funds for purposes of Illinois Municipal Retirement under the Pension Code." This prohibition does not include funds for Social Security and Medicare-only purposes. For additional requirements on interest earnings, see 23 Illinois Administrative Code, Part 100, Section 100.50.
- 7 Cash plus investments must be greater than or equal to zero.
- 8 For cash basis budgets, this total will equal the Budget Summary - Total Direct Receipts/Revenues (Line 9) plus Total Other Sources of Funds (Line 46).
- 9 For cash basis budgets, this total will equal the Budget Summary - Total Direct Disbursements/Expenditures (Line 19) plus Total Other Uses of Funds (Line 79).
- 10 Working Cash Fund loans may be made to any district fund for which taxes are levied (Section 20-5 of the School Code).
- 11 Include revenue accounts 1110 through 1115, 1117,1118 & 1120.
- 12 The School Code Section 17-2.2c. Tax for leasing educational facilities or computer technology or both, and for temporary relocation expense purposes.
- 13 Corporate personal property replacement tax revenue must be first applied to the Municipal Retirement/Social Security Fund to replace tax revenue lost due to the abolition of the corporate personal property tax (30 ILCS 115/12). This provision does not apply to taxes levied for Medicare-Only purposes.
- 14 Only tuition payments made to private facilities. See Functions 4200 or 4400 for estimated public facility disbursements/expenditures.
- 15 Payment towards the retirement of lease/purchase agreements or bonded/other indebtedness (principal only) otherwise reported within the fund - e.g.: alternate revenue bonds. (Describe & Itemize)
- 16 Only abolishment of Working Cash Fund must transfer its funds directly to the Educational Fund upon adoption of a resolution and at the close of the current school Year (see 105 ILCS 5/20-8 for further explanation)
Only abatement of working cash fund can transfer its funds to any fund in most need of money
(see 105 ILCS 5/20-10 for further explanation)

CHECK FOR ERRORS This worksheet checks various cells to assure that selected items are in balance. Out-of-balance conditions are marked here with an error message. <i>Once all errors are corrected: Windows users, click "Save Budget for ISBE" button to the right. Mac users, click File > Save As. Once saved, submit to ISBE.</i>	
Budget Item References	Message
Are all errors corrected?	OK - You may now save and submit form
1. Deficit Reduction Plan (DefReductPlan 23-27 tab)	
Is Deficit Reduction Plan Required? (Joint Agreements do not complete Deficit Reduction Plan.)	Deficit Reduction Plan is not required
If required, is Deficit Reduction Plan completed? (DefReductPlan 23-27 tab)	
2. Cover Page (Cover tab)	
District Name must be selected from drop-down. (Cell H13) (Do not type full district name manually.)	OK
Accounting Basis must be selected on Cover sheet.	OK
Dates (Day, Month, Year) must be input on Cover sheet.	OK
Board Names must be typed on Cover sheet.	OK
3. Budget Summary: Other Sources (BudgetSum 2-4 tab - Acct 7000) must equal Other Uses (BudgetSum 2-4 tab - Acct 8000).	
Estimated Beginning Fund Balance July, 1 2022 for all Funds (Cells C3 - K3) (Line must have a number or zero. Do not leave blank.)	OK
Estimated Activity Fund Beginning Fund Balance July, 1 2022 (Cell C83) (Cell must have a number or zero. Do not leave blank.)	OK
Transfer Among Funds (Funds 10, 20, 40 - Acct 7130 - Cells C29, D29, F29), must equal (Funds 10, 20 & 40 - Acct 8130 - Cells C52, D52, F52).	OK
Transfer of Interest (Funds 10 thru 90 - Acct 7140 - Cells C30:K30), must equal (Funds 10 thru 60, & 80 - Acct 8140 - Cells C53:H53, J53).	OK
Transfer to Debt Service to Pay Principal on GASB 87 Leases (Fund 30 - Acct 7400 - Cell E39) must equal (Funds 10, 20 & 60 - Acct 8400 Cells C57:H60).	OK
Transfer to Debt Service to Pay Interest on GASB 87 Leases (Fund 30 - Acct 7500 - Cell E40) must equal (Funds 10, 20 & 60 - Acct 8500 - Cells C61:H64).	OK
Transfer to Debt Service Fund to Pay Principal on Revenue Bonds (Fund 30 - Acct 7600 - Cell E41) must equal (Funds 10 & 20 - Acct 8600 - Cells C65:D68).	OK
Transfer to Debt Service to Pay Interest on Revenue Bonds (Fund 30 - Acct 7700 - Cell E42) must equal (Funds 10 & 20 - Acct 8700 - Cells C69:D72).	OK
Transfer to Capital Projects Fund (Fund 60 - Acct 7800 - Cell H43) must equal (Fund 10 & 20, Acct 8800 - Cells C73:D76).	OK
4. Summary of Cash Transactions: Beginning Cash Balance on Hand July 1, 2022 (CashSum 5 tab, All Funds) cannot be negative.	
Educational (Fund 10 - Cell C3)	OK
Operations & Maintenance (Fund 20 - Cell D3)	OK
Debt Service (Fund 30 - Cell E3)	OK
Transportation (Fund 40 - Cell F3)	OK
Municipal Retirement/Social Security (Fund 50 - Cell G3)	OK
Capital Projects (Fund 60 - Cell H3)	OK
Working Cash (Fund 70 - Cell I3)	OK
Tort (Fund 80 - Cell J3)	OK
Fire Prevention & Safety (Fund 90 - Cell K3)	OK
Activity Funds (Cell C23)	OK
5. Summary of Cash Transactions: Ending Cash Balance on Hand June 30, 2023 (CashSum 5 tab - All Funds) cannot be negative.	
Educational (Fund 10 - Cell C21)	OK
Operations & Maintenance (Fund 20 - Cell D21)	OK
Debt Service (Fund 30 - Cell E21)	OK
Transportation (Fund 40 - Cell F21)	OK
Municipal Retirement/Social Security (Fund 50 - Cell G21)	OK
Capital Projects (Fund 60 - Cell H21)	OK
Working Cash (Fund 70 - Cell I21)	OK
Tort (Fund 80 - Cell J21)	OK
Fire Prevention & Safety (Fund 90 - Cell K21)	OK
6. Summary of Cash Transactions: Other Receipts (CashSum 5 tab) must equal Other Disbursements (CashSum 5 tab).	
Interfund Loans Payable (Funds 10:60, 80, 90 - Acct 411 - Cells C6:H6, J6:K6) must equal Interfund Loans Receivable (Funds 10:20, 40, 70 - Acct 141 - Cells C15:D15, F15, I15).	OK
Interfund Loans Receivable (Funds 10, 20, 40, 70 - Acct 141 - Cells C7:D7, F7, I7) must equal Interfund Loans Payable (Funds 10:60, 80, 90 - Acct 411 - Cells C16:H16, J16, K16).	OK
7. Estimated Revenue (EstRev 6-11 tab)	
Amounts must be input for revenue.	OK
8. Estimated Expenditures (EstExp 12-20 tab)	
Amounts must be input for expenditures.	OK
9. Itemization Notes: Revenues/Expenditures reported that require note on Itemize 21 tab.	
Include brief note(s) describing revenue source/expenditure use.	OK

End of Balancing

CERTIFICATION OF BUDGET

I, the undersigned, do hereby certify that I am the duly qualified and acting Secretary of the Board of Education, Lyons Township High School District 204, Cook County, Illinois (the “Board”), and as such official I am the keeper of the records and files of the Board.

I do further certify that the foregoing constitutes a full, true and complete copy of the Amended Budget Resolution, July 1, 2022 to June 30, 2023, of the Board adopted on the 17th day of April, 2023.

I do further certify that the deliberations of the Board on the adoption of said resolution were conducted openly, that the vote on the adoption of the said resolution was taken openly, that said meeting was called and held at a specified time and place convenient to the public, that notice of said meeting was duly given to all of the news media requesting such notice, that said meeting was called and held in strict compliance with the provisions of the Open Meetings Act of the State of Illinois, as amended, and with the provisions of the School Code of the State of Illinois, as amended, that the Board has complied with all the provisions of said Act and said Code and with all the procedural rules of the Board.

IN WITNESS whereof, I hereunto affix my official signature on the 17th day of April, 2023.

Secretary, Board of Education

LYONS TOWNSHIP HIGH SCHOOL



Language Arts Division

TO: Scott Eggerding, Director of Curriculum and Instruction
Brian Waterman, Superintendent
Board of Education

FROM: Karen Raino, Language Arts Division Chair

DATE: March 17, 2023

RE: Summer Reading 2023

The Summer Reading Committee has been working since December to develop this year's summer reading experience. Led by LAD Assistant Division Chair Toby Casella, a group of teachers, librarians, and students created a list of 25 fiction and non-fiction texts for this summer's recommendations. For LT Summer Reading 2023, students will select a title from the suggested list and will engage in classroom-based discussions and/or assignments during the first week of school in August.

Students in all freshman and sophomore English classes will read a title from the LT summer reading list. All AP courses will have separate reading lists from which to choose a text. Although students in the AP classes will not complete a formal assignment over the summer, they will be given guided suggestions for critical reading to help transition them to the demands of an AP curriculum. The AP reading lists are attached to this memo.

The Summer Reading Committee has recommended that we continue to publicize the summer reading program using the following approaches:

- a. LT Website - The book trailers posted on the website make book selection easier for families and are a great teaching tool, generating student interest in the books.
- b. LT Summer Reading Posters - Posters will be distributed to all associate schools and local libraries digitally.
- c. Teachers - English teachers will explain and promote summer reading beginning in May. Associate school teachers will also have the information for promotional use with their students.
- d. Email Blast Reminders – Email blasts will occur in June, July, and August.
- e. Bookstore Displays – We will provide the book titles to Barnes & Noble at Oakbrook Shopping Center so they can create table displays.

Summer reading continues to be an integral part of the LT culture and we are pleased with its success the past nine years.

LT Summer Reading 2023

<i>Romance</i>	<i>Take a Chance</i>	<i>Authentic</i>	<i>Exceptional Reads!!</i>	
<u>Mad Honey</u> by Jodi Picoult and Jennifer Finney Boylan	<u>Chaos Theory</u> by Nic Stone	<u>Disability Visibility</u> by Alice Wong	<u>Anansi Boys</u> by Neil Gaiman	<u>Children of Blood and Bone</u> by Tomi Adeyemi
<u>All My Rage</u> by Sabaa Tahir	<u>Solo</u> by Kwame Alexander	<u>Blackbirds in the Sky: The story and Legacy of the Tulsa Race Massacre</u> by Brandy Colbert	<u>The Cousins</u> by Karen McManus	<u>Calling for a Blanket Dance</u> by Oscar Hoekheah
<u>Darkest Star</u> by Jennifer L. Armentrout	<u>Everything Everything</u> by Nicola Yoon	<u>I Must Betray You</u> by Rupta Sepetys	<u>Citizen Illegal</u> by Jose Olivarez (Poetry)	<u>Internment</u> by Samira Ahmed
<u>Hush, Hush</u> by Becca Fitzpatrick	<u>The Summer I Turned Pretty</u> by Jenny Han	<u>Giannis: The Improbable Rise of an NBA Champion</u> by Mirin Fader	<u>Chronicle of a Death Foretold</u> by Gabriel Garcia Marquez	<u>Lessons in Chemistry</u> by Bonnie Garmus
<u>Crave</u> by Tracy Wolff	<u>The New David Espinoza</u> by Fred Aceves	<u>Trashed</u> by Derf Backderf	<u>Fairy Tale</u> by Stephen King	<u>If He had Been With Me</u> by Laura Nowlin

Greetings, Incoming Juniors in English III AP Language and Composition and Incoming Seniors in English IV AP {The Rhetoric of} Language and Composition!

Welcome to AP Summer Reading, 2023.

Since college and career reading consists primarily of non-fiction texts - and the AP Language and Composition exam consists solely of passages from non-fiction readings - we want students to read some non-fiction over the summer. So, to expand the non-fiction book suggestions on LT's all-school summer reading list, we want to share some other non-fiction titles that AP English students have read and enjoyed in recent years. Please select at least one title from the general reading list or the list below and read that text over the summer. The junior and senior AP Language and Composition courses will not have a specific summer reading assignment to complete, but your teachers may ask you to refer to the texts in class.

1. ***The Men We Reaped*** by Jesmyn Ward
2. ***Poet Warrior*** by Joy Harjo
3. ***Killers of the Flower Moon: The Osage Murders and the Birth of the FBI*** by David Grann
4. ***Work Won't Love You Back*** by Sarah Jaffe
5. ***Dreamland: The True Tale of America's Opiate Epidemic*** by Sam Quinones
6. ***Heartland*** by Sarah Smarsh
7. ***Educated*** by Tara Westover
8. ***The Story of More: How We Got to Climate Change and Where We Go From Here*** by Hope Jahren
9. ***Quiet*** by Susan Cain
10. ***Wild*** by Cheryl Strayed

Enjoy your books!

Sincerely,

English III AP Language and Composition Teachers
English IV AP {The Rhetoric of} Language and Composition Teachers

Greetings, Incoming Seniors!

Welcome to English IV AP Literature and Composition Summer Reading 2023.

We unequivocally believe that you continue to grow as readers and thinkers with each new book you pick up. The exposure to and study of complex ideas and artful writing often develops your own thinking and sophistication as a reader and writer.

.....

Choose **one** of the following works to read carefully. When you return to LT in August, we look forward to hearing you share your perceptions about the writer's style and thematic ideas. In order to help you prepare for discussions about the book, we want you to either annotate the text or create a journal. As a good reader, watch for key scenes and think about how they are pivotal to the book's meaning as a whole. Pay attention to the devices the writer uses to create those ideas. What are your favorite lines and scenes? What questions does the book raise for you? To What extent does it provide answers to those questions?

Happy Reading!

Book Titles

Underground Railroad by Colson Whitehead

God of Small Things by Arundhati Roy

1984 by George Orwell

Love in the Time of Cholera by Gabriel Garcia Marquez

All the Light We Cannot See by Anthony Doerr

Sing, Unburied, Sing by Jesmyn Ward

Violeta by Isabelle Allende (or one of her other earlier works: *The House of Spirits*, *Eva Luna*, *Daughter of Fortune*, *Portrait in Sepia*, *In the Midst of Winter*, *A Long Petal of the Sea*)

The Road by Cormac McCarthy

**LYONS TOWNSHIP HIGH SCHOOL DISTRICT 204
SUMMARY OF MARCH 2023 EXPENSES
FOR BOARD OF EDUCATION APPROVAL ON APRIL 17, 2023**

ACCOUNTS PAYABLE	PAID	TOTAL
EDUCATION FUND	\$ 1,069,568.44	
OPERATIONS BLDG MAINT	\$ 345,536.07	
TRANSPORTATION	\$ 181,996.95	
CAPITAL PROJECTS	\$ 87,975.60	
TOTAL ACCOUNTS PAYABLE		\$ 1,685,077.06
PAYROLL		
EDUCATION FUND	\$ 4,605,891.48	
OPERATIONS BLDG MAINT	\$ 385,649.79	
IMRF/FICA/MEDICARE	\$ 246,438.95	
TOTAL PAYROLL		\$ 5,237,980.22
TOTAL EXPENDITURES		\$ 6,923,057.28

The Undersigned do hereby certify that the Accounts Payable and Payroll Expenditures in the amount of \$6,923,057.28 approved for payment at the Lyons Township High School District 204 Board of Education Meeting, Cook County, Illinois held on April 17, 2023.

Kari Dillon, President

Michael Thomas, Secretary

**LYONS TOWNSHIP HIGH SCHOOL DISTRICT 204
SUMMARY OF REVENUES - FISCAL YEAR 2022-23
FOR THE MONTH OF MARCH 2023**

	<u>BUDGET</u>	<u>MONTHLY REVENUES</u>	<u>FISCAL YTD REVENUES</u>	<u>TRANSFERS</u>	<u>BUDGET BALANCE</u>	<u>% REALIZED</u>
<u>OPERATING FUNDS</u>						
EDUCATION - 10	\$ 72,264,355.00	\$ 17,667,665.51	\$ 51,023,773.48	\$ -	\$ 21,240,581.52	70.61%
OPERATIONS & MAINTENANCE - 20	\$ 14,426,355.00	\$ 2,404,124.76	\$ 15,861,612.10	\$ -	\$ (1,435,257.10)	0.00%
TRANSPORTATION - 40	\$ 3,690,175.00	\$ 726,026.95	\$ 2,742,457.77	\$ -	\$ 947,717.23	74.32%
IMRF/SOCIAL SECURITY - 50/51	\$ 3,261,101.00	\$ 757,872.73	\$ 2,543,441.88	\$ -	\$ 717,659.12	77.99%
TOTAL	\$ 93,641,986.00	\$ 21,555,689.95	\$ 72,171,285.23	\$ -	\$ 21,470,700.77	77.07%
<u>NON OPERATING FUNDS</u>						
DEBIT SERVICE - 30	\$ 2,674,974.00	\$ 693,086.91	\$ 1,917,784.65	\$ -	\$ 757,189.35	71.69%
CAPITAL PROJECTS - 60	\$ 5,000.00	\$ 8,955.48	\$ 10,355.33	\$ 5,761,517.00	\$ 5,756,161.67	0.00%
TOTAL	\$ 2,674,974.00	\$ 702,042.39	\$ 1,928,139.98	\$ 5,761,517.00	\$ 757,189.35	72.08%
<u>WORKING CASH</u>						
WORKING CASH - 70	\$ 30,000.00	\$ 13,135.77	\$ 83,611.19	\$ -	\$ (53,611.19)	0.00%
TOTAL	\$ 30,000.00	\$ 13,135.77	\$ 83,611.19	\$ -	\$ (53,611.19)	0.00%
TOTAL	\$ 96,346,960.00	\$ 22,270,868.11	\$ 74,183,036.40	\$ 5,761,517.00	\$ 22,174,278.93	77.00%

**LYONS TOWNSHIP HIGH SCHOOL DISTRICT 204
SUMMARY OF EXPENSES - FISCAL YEAR 2022-23
FOR THE MONTH OF MARCH 2023**

	BUDGET	MONTHLY EXPENSES	FISCAL YTD EXPENSES	TRANSFERS	BUDGET BALANCE	% REALIZED
<u>OPERATING FUNDS</u>						
EDUCATION - 10	\$ 72,114,355.00	\$ 5,688,216.38	\$ 48,920,602.36	\$ (500,000.00)	\$ 22,693,752.64	67.84%
OPERATIONS & MAINTENANCE - 20	\$ 9,104,838.00	\$ 729,185.86	\$ 19,388,470.12	\$ (5,261,517.00)	\$ (5,022,115.12)	0.00%
TRANSPORTATION - 40	\$ 3,680,175.00	\$ 178,636.45	\$ 1,718,049.48	\$ -	\$ 1,962,125.52	46.68%
IMRF/SOCIAL SECURITY - 50/51	\$ 3,256,101.00	\$ 246,438.95	\$ 2,115,172.18	\$ -	\$ 1,140,928.82	64.96%
TOTAL	\$ 88,155,469.00	\$ 6,842,477.64	\$ 72,142,294.14	\$ (5,761,517.00)	\$ 20,774,691.86	81.84%
<u>NON OPERATING FUNDS</u>						
DEBIT SERVICE - 30	\$ 2,604,466.00	\$ -	\$ 2,556,292.50	\$ -	\$ 48,173.50	98.15%
CAPITAL PROJECTS - 60	\$ 8,908,339.00	\$ 87,975.60	\$ 3,001,525.05	\$ -	\$ 5,906,813.95	33.69%
TOTAL	\$ 11,512,805.00	\$ 87,975.60	\$ 5,557,817.55	\$ -	\$ 5,954,987.45	48.28%
<u>WORKING CASH</u>						
WORKING CASH - 70	\$ -	\$ -	\$ -	\$ -	\$ -	0.00%
TOTAL	\$ -	\$ -	\$ -	\$ -	\$ -	0.00%
TOTAL	\$ 99,668,274.00	\$ 6,930,453.24	\$ 77,700,111.69	\$ (5,761,517.00)	\$ 26,729,679.31	77.96%

LYONS TOWNSHIP HIGH SCHOOL DISTRICT 204
FUND BALANCE FINANCIAL REPORT - FISCAL YEAR 2022-23
FOR THE MONTH OF MARCH 2023

	FUND BALANCE JULY 1, 2022	FISCAL YTD REVENUES	FISCAL YTD EXPENSES	TRANSFERS	FUND BALANCE
<u>OPERATING FUNDS</u>					
EDUCATION - 10	\$ 34,503,713.19	\$ 51,023,773.48	\$ 48,920,602.36	\$ (500,000.00)	\$ 36,106,884.31
OPERATIONS & MAINTENANCE - 20	\$ 8,906,064.91	\$ 15,861,612.10	\$ 19,388,470.12	\$ (5,261,517.00)	\$ 5,379,206.89
TRANSPORTATION - 40	\$ 3,732,195.14	\$ 2,742,457.77	\$ 1,718,049.48	\$ -	\$ 4,756,603.43
IMRF/SOCIAL SECURITY - 50/51	\$ 1,291,296.41	\$ 2,543,441.88	\$ 2,115,172.18	\$ -	\$ 1,719,566.11
TOTAL	\$ 48,433,269.65	\$ 72,171,285.23	\$ 72,142,294.14	\$ (5,761,517.00)	\$ 47,962,260.74
<u>NON OPERATING FUNDS</u>					
DEBIT SERVICE - 30	\$ 1,496,069.65	\$ 1,917,784.65	\$ 2,556,292.50	\$ -	\$ 857,561.80
CAPITAL PROJECTS - 60	\$ -	\$ 10,355.33	\$ 3,001,525.05	\$ 5,761,517.00	\$ 2,770,347.28
TOTAL	\$ 1,496,069.65	\$ 1,928,139.98	\$ 5,557,817.55	\$ 5,761,517.00	\$ 3,627,909.08
<u>WORKING CASH</u>					
WORKING CASH - 70	\$ 3,979,893.15	\$ 83,611.19	\$ -	\$ -	\$ 4,063,504.34
TOTAL	\$ 3,979,893.15	\$ 83,611.19	\$ -	\$ -	\$ 4,063,504.34
TOTAL	\$ 53,909,232.45	\$ 74,183,036.40	\$ 77,700,111.69	\$ -	\$ 55,653,674.16

LA GRANGE AREA DEPARTMENT OF SPECIAL EDUCATION

SUMMARY OF BILLS AND PAYROLLS

MARCH

Presented

April 17 2023

SUMMARY FINANCIAL REPORT OF REVENUE - March 2023

OPERATING FUNDS	BUDGET	TRANSFERS	CURRENT	YTD REVENUES	BALANCE	PERCENT
EDUCATION FUND	28,540,064	-	30,998	23,762,447	4,777,616.86	83.26%
VOCATIONAL ACTIVITY FUND	-	-	-	846	846	0.00%
O&M FUND	-	-	-	178,881	178,881	0.00%
TOTAL	28,540,064	-	30,998	23,942,174	4,597,890	83.89%

SUMMARY FINANCIAL REPORT OF EXPENSE - March 2023

OPERATING FUNDS	BUDGET	TRANSFERS	CURRENT	YTD	BALANCE	PERCENT
EDUCATION FUND	28,540,064	-	2,435,588	17,495,717	11,044,347	61.30%
VOCATIONAL ACTIVITY FUND	-	-	-	1,297	(1,297)	0.00%
O&M FUND	-	-	24,871	305,560	(305,560.20)	0.00%
TOTAL	28,540,064	-	2,460,459	17,802,574	10,737,490	62.38%

MONTHLY FUND BALANCE REPORT FOR - March 2023

OPERATING FUNDS	JULY 1ST EQUITY	YEAR TO DATE	YEAR TO DATE	BALANCE
EDUCATION FUND	2,134,054	23,762,447	(17,495,717)	8,400,784
VOCATIONAL ACTIVITY FUND	15,103	846	(1,297.00)	14,652
O&M FUND	158,090	178,881	(305,560.20)	31,411
TOTAL	2,307,248	23,942,174	(17,802,574)	8,446,847

SUMMARY OF EXPENSES FOR MARCH 2023 BOARD OF EDUCATION APPROVAL ON APRIL 17, 2023

	EXPENSES	EXPENSES	TOTAL
EDUCATION FUND	\$ 304,313.87		\$ 304,313.87
VOCATIONAL ACTIVITY FUND	\$ -	\$ -	\$ -
TOTAL A/P	\$ 304,313.87	\$ -	\$ 304,313.87

PAYROLL			
EDUCATION FUND			\$ 1,669,573.29
BOARD SHARE EXPENSES			\$ 486,572.07
TOTAL PAYROLL			\$ 2,156,145.36

VOCATIONAL FUND			-
BOARD SHARE EXPENSES			-
TOTAL PAYROLL			-

2,460,459

THE UNDERSIGNED DO HEREBY CERTIFY THAT ACCOUNTS PAYABLE LISTINGS AND PAYROLLS IN THE AMOUNT OF \$2,460,459.23 WERE APPROVED FOR PAYMENT AT THE MEETING OF THE BOARD OF EDUCATION OF SCHOOL DISTRICT #204, COOK COUNTY, ILLINOIS HELD ON APRIL 17, 2023 AND AUTHORIZE THE SCHOOL TRUSTEES OF TOWNSHIP 38, RANGE 12 TO PAY THE SAME.

PRESIDENT

SECRETARY

LA GRANGE AREA DEPARTMENT OF SPECIAL EDUCATION

SUMMARY OF BILLS AND PAYROLLS

MARCH

Presented

April 17 2023

SUMMARY FINANCIAL REPORT OF REVENUE - March 2023

OPERATING FUNDS	BUDGET	TRANSFERS	CURRENT	YTD REVENUES	BALANCE	PERCENT
EDUCATION FUND	28,540,064	-	30,998	23,762,447	4,777,616.86	83.26%
VOCATIONAL ACTIVITY FUND	-	-	-	846	846	0.00%
O&M FUND	-	-	-	178,881	178,881	0.00%
TOTAL	28,540,064	-	30,998	23,942,174	4,597,890	83.89%

SUMMARY FINANCIAL REPORT OF EXPENSE - March 2023

OPERATING FUNDS	BUDGET	TRANSFERS	CURRENT	YTD	BALANCE	PERCENT
EDUCATION FUND	28,540,064	-	2,435,588	17,495,717	11,044,347	61.30%
VOCATIONAL ACTIVITY FUND	-	-	-	1,297	(1,297)	0.00%
O&M FUND	-	-	24,871	305,560	(305,560.20)	0.00%
TOTAL	28,540,064	-	2,460,459	17,802,574	10,737,490	62.38%

MONTHLY FUND BALANCE REPORT FOR - March 2023

OPERATING FUNDS	JULY 1ST EQUITY	YEAR TO DATE	YEAR TO DATE	BALANCE
EDUCATION FUND	2,134,054	23,762,447	(17,495,717)	8,400,784
VOCATIONAL ACTIVITY FUND	15,103	846	(1,297.00)	14,652
O&M FUND	158,090	178,881	(305,560.20)	31,411
TOTAL	2,307,248	23,942,174	(17,802,574)	8,446,847

SUMMARY OF EXPENSES FOR MARCH 2023 BOARD OF EDUCATION APPROVAL ON APRIL 17, 2023

	EXPENSES	EXPENSES	TOTAL
EDUCATION FUND	\$ 304,313.87		\$ 304,313.87
VOCATIONAL ACTIVITY FUND	\$ -	\$ -	\$ -
TOTAL A/P	\$ 304,313.87	\$ -	\$ 304,313.87

PAYROLL			
EDUCATION FUND			\$ 1,669,573.29
BOARD SHARE EXPENSES			\$ 486,572.07
TOTAL PAYROLL			\$ 2,156,145.36

VOCATIONAL FUND			-
BOARD SHARE EXPENSES			-
TOTAL PAYROLL			-

2,460,459

THE UNDERSIGNED DO HEREBY CERTIFY THAT ACCOUNTS PAYABLE LISTINGS AND PAYROLLS IN THE AMOUNT OF \$2,460,459.23 WERE APPROVED FOR PAYMENT AT THE MEETING OF THE BOARD OF EDUCATION OF SCHOOL DISTRICT #204, COOK COUNTY, ILLINOIS HELD ON APRIL 17, 2023 AND AUTHORIZE THE SCHOOL TRUSTEES OF TOWNSHIP 38, RANGE 12 TO PAY THE SAME.

PRESIDENT

SECRETARY

LaGrange Area Dept. of Special Education

Fund Balances

Fiscal Year: 2022-2023

Month: March
 Year: 2023
 Fund Type: All Funds

Include Cash Balance
 FY End Report

<u>Fund</u>	<u>Description</u>	<u>Beginning Balance</u>	<u>Revenue</u>	<u>Expense</u>	<u>Transfers</u>	<u>Fund Balance</u>
10	EDUCATION	\$2,134,054.28	\$23,762,447.14	(\$17,495,716.99)	\$0.00	\$8,400,784.43
20	OPERATIONS & MAINTENANCE	\$158,090.06	\$178,880.75	(\$305,560.20)	\$0.00	\$31,410.61
99	ACTIVITY FUND - SHREDDER WORKS	\$15,103.23	\$845.89	(\$1,297.00)	\$0.00	\$14,652.12
Grand Total:		\$2,307,247.57	\$23,942,173.78	(\$17,802,574.19)	\$0.00	\$8,446,847.16

End of Report

LAGRANGE AREA DEPT. OF SPECIAL EDUCATION VOUCHER

Voucher No: 1145

Voucher Date: 03/13/2023

Prepared By:

B. Chappelle

Printed: 03/09/2023 09:58:53 AM

LAGRANGE AREA DEPT. OF SPECIAL EDUCATION is hereby authorized to draw warrants against LAGRANGE AREA DEPT. OF SPECIAL EDUCATION funds for the sum of \$5,460.35 on account of obligations incurred for value received in services and for materials as shown below for period July 1, 2022 to June 30, 2023 (period cannot overlap fiscal year end.)

I certify that this claim is just and correct, and the services and/or materials herein represented have been received during the period listed above. All items are properly coded and not in excess of the budget.

Jacquelyn Bogan 3.9.2023
Jacquelyn Bogan Director of Business Services

LAGRANGE AREA DEPT. OF SPECIAL
EDUCATION

Fund		Amount
10	EDUCATION	\$5,460.35
		\$5,460.35

LaGrange Area Dept. of Special Education
1301 W. Cossitt Ave
LaGrange, IL 60525

DIRECT DEPOSIT RECEIPT

DEPOSIT DATE: **3/13/2023**

DIRECT DEPOSIT AMOUNT: *****Five Thousand Four Hundred Sixty and 35/100 Dollars*****

\$5,460.35

Holy Guardian Angels Parish
1144 Harrison
LaGrange Park, IL 60526

NON - NEGOTIABLE

Invoice

032023-01

Purchase Order

0

Voucher

1145

Amount

\$5,460.35

LAGRANGE AREA DEPT. OF SPECIAL EDUCATION VOUCHER

Voucher No: 1146

Voucher Date: 03/13/2023

Prepared By:

B. Chappell

Printed: 03/09/2023 09:59:34 AM

LAGRANGE AREA DEPT. OF SPECIAL EDUCATION is hereby authorized to draw warrants against LAGRANGE AREA DEPT. OF SPECIAL EDUCATION funds for the sum of \$167,362.43 on account of obligations incurred for value received in services and for materials as shown below for period July 1, 2022 to June 30, 2023 (period cannot overlap fiscal year end.)

I certify that this claim is just and correct, and the services and/or materials herein represented have been received during the period listed above. All items are properly coded and not in excess of the budget.

Jacquelyn Bogan 3.9.2023
Jacquelyn Bogan Director of Business Services

LAGRANGE AREA DEPT. OF SPECIAL
EDUCATION

Fund		Amount
10	EDUCATION	\$167,362.43
		\$167,362.43

LaGrange Area Dept. of Special Education

Check Listing

Fiscal Year: 2022-2023

Criteria:

Bank Account: OPERATING 2045 184641

From Date: 3/13/2023
From Check: 245810656
From Voucher: 1146

To Date: 3/13/2023
To Check: 245810728
To Voucher: 1146

Check Number	Date	Payee	Amount	Voucher	Status	Type	Cleared?	Clear Date	Void Date
245810656	03/13/2023	Amazon Capital Services	\$4,075.69	1146	Printed	Expense	<input type="checkbox"/>		
245810657	03/13/2023	Apple Computer	\$849.50	1146	Printed	Expense	<input type="checkbox"/>		
245810658	03/13/2023	At & T	\$1,339.98	1146	Printed	Expense	<input type="checkbox"/>		
245810659	03/13/2023	Athas, Heidi S	\$7.86	1146	Printed	Expense	<input type="checkbox"/>		
245810660	03/13/2023	Bd Of Ed #62	\$61,479.00	1146	Printed	Expense	<input type="checkbox"/>		
245810661	03/13/2023	Bmo Corporate Mastercard	\$13,590.06	1146	Printed	Expense	<input type="checkbox"/>		
245810662	03/13/2023	Bonistalli, Carolyn	\$174.17	1146	Printed	Expense	<input type="checkbox"/>		
245810663	03/13/2023	BrightStar Care	\$3,024.00	1146	Printed	Expense	<input type="checkbox"/>		
245810664	03/13/2023	Burke, Jennifer L	\$106.38	1146	Printed	Expense	<input type="checkbox"/>		
245810665	03/13/2023	Butler, Madeleine M	\$450.65	1146	Printed	Expense	<input type="checkbox"/>		
245810666	03/13/2023	Cdw Government Inc	\$221.70	1146	Printed	Expense	<input type="checkbox"/>		
245810667	03/13/2023	Chappell, Barbara A	\$24.89	1146	Printed	Expense	<input type="checkbox"/>		
245810668	03/13/2023	Chapski, Deanna	\$199.00	1146	Printed	Expense	<input type="checkbox"/>		
245810669	03/13/2023	Clemens, Marlene M	\$87.77	1146	Printed	Expense	<input type="checkbox"/>		
245810670	03/13/2023	Cleveland, Jenelle	\$90.13	1146	Printed	Expense	<input type="checkbox"/>		
245810671	03/13/2023	Crisis Prevention Institute	\$200.00	1146	Printed	Expense	<input type="checkbox"/>		
245810672	03/13/2023	Delgado, Christine J	\$96.60	1146	Printed	Expense	<input type="checkbox"/>		
245810673	03/13/2023	Evans, Lila M	\$32.10	1146	Printed	Expense	<input type="checkbox"/>		
245810674	03/13/2023	Fahy, Kelly J	\$119.99	1146	Printed	Expense	<input type="checkbox"/>		
245810675	03/13/2023	Favela Mata, Isabel	\$386.19	1146	Printed	Expense	<input type="checkbox"/>		
245810676	03/13/2023	Formative Psychological Services	\$2,000.00	1146	Printed	Expense	<input type="checkbox"/>		
245810677	03/13/2023	FoxHire, LLC	\$676.00	1146	Printed	Expense	<input type="checkbox"/>		
245810678	03/13/2023	Garlinger, Amy	\$34.26	1146	Printed	Expense	<input type="checkbox"/>		
245810679	03/13/2023	Goodner, Nancy L	\$45.00	1146	Printed	Expense	<input type="checkbox"/>		

LaGrange Area Dept. of Special Education

Check Listing

Fiscal Year: 2022-2023

Criteria:

Bank Account: OPERATING 2045 184641

From Date: 3/13/2023
From Check: 245810656
From Voucher: 1146

To Date: 3/13/2023
To Check: 245810728
To Voucher: 1146

Check Number	Date	Payee	Amount	Voucher	Status	Type	Cleared?	Clear Date	Void Date
245810680	03/13/2023	Groenendyk, Isaac J	\$43.69	1146	Printed	Expense	<input type="checkbox"/>		
245810681	03/13/2023	Gullapalli, Girija M	\$34.13	1146	Printed	Expense	<input type="checkbox"/>		
245810682	03/13/2023	Guzman, Ivonne J	\$40.35	1146	Printed	Expense	<input type="checkbox"/>		
245810683	03/13/2023	Hansen, Amy C	\$16.51	1146	Printed	Expense	<input type="checkbox"/>		
245810684	03/13/2023	Horton'S Of La Grange	\$53.34	1146	Printed	Expense	<input type="checkbox"/>		
245810685	03/13/2023	InterpreNet, LTD	\$344.18	1146	Printed	Expense	<input type="checkbox"/>		
245810686	03/13/2023	Irby, Stefanie J	\$89.39	1146	Printed	Expense	<input type="checkbox"/>		
245810687	03/13/2023	Jamie Nick	\$8.00	1146	Printed	Expense	<input type="checkbox"/>		
245810688	03/13/2023	Jelinek, Katelyn	\$425.00	1146	Printed	Expense	<input type="checkbox"/>		
245810689	03/13/2023	Jennifer A Maulding	\$187.50	1146	Printed	Expense	<input type="checkbox"/>		
245810690	03/13/2023	Lakeshore Learning Materials	\$121.84	1146	Printed	Expense	<input type="checkbox"/>		
245810691	03/13/2023	Lamm, Lisa M	\$198.00	1146	Printed	Expense	<input type="checkbox"/>		
245810692	03/13/2023	Language Dynamics Group, LLC	\$621.55	1146	Printed	Expense	<input type="checkbox"/>		
245810693	03/13/2023	Lara Levine Buti-BluePrint SEL Partners	\$2,000.00	1146	Printed	Expense	<input type="checkbox"/>		
245810694	03/13/2023	Maguire, Jolene K	\$1,400.00	1146	Printed	Expense	<input type="checkbox"/>		
245810695	03/13/2023	Martin, Courtney AH	\$382.50	1146	Printed	Expense	<input type="checkbox"/>		
245810696	03/13/2023	Maruyama, Blythe J	\$51.16	1146	Printed	Expense	<input type="checkbox"/>		
245810697	03/13/2023	Maxim Staffing Solutions	\$6,468.35	1146	Printed	Expense	<input type="checkbox"/>		
245810698	03/13/2023	McDermott, Callan P	\$42.58	1146	Printed	Expense	<input type="checkbox"/>		
245810699	03/13/2023	Mcgraw Hill - Education	\$39.35	1146	Printed	Expense	<input type="checkbox"/>		
245810700	03/13/2023	Melissa Moreno	\$125.00	1146	Printed	Expense	<input type="checkbox"/>		
245810701	03/13/2023	Morfoot, Carrie A	\$127.02	1146	Printed	Expense	<input type="checkbox"/>		
245810702	03/13/2023	Murphy, Donna	\$302.22	1146	Printed	Expense	<input type="checkbox"/>		

LaGrange Area Dept. of Special Education

Check Listing

Fiscal Year: 2022-2023

Criteria:

Bank Account: OPERATING 2045 184641

From Date: 3/13/2023
From Check: 245810656
From Voucher: 1146

To Date: 3/13/2023
To Check: 245810728
To Voucher: 1146

Check Number	Date	Payee	Amount	Voucher	Status	Type	Cleared?	Clear Date	Void Date
245810703	03/13/2023	O'Malley, Paul E	\$497.75	1146	Printed	Expense	<input type="checkbox"/>		
245810704	03/13/2023	Pace Van Pool	\$300.00	1146	Printed	Expense	<input type="checkbox"/>		
245810705	03/13/2023	Pieczynski, Kristen M	\$15.72	1146	Printed	Expense	<input type="checkbox"/>		
245810706	03/13/2023	Pilch, Carolanne M	\$16.31	1146	Printed	Expense	<input type="checkbox"/>		
245810707	03/13/2023	ProCare Therapy	\$3,540.00	1146	Printed	Expense	<input type="checkbox"/>		
245810708	03/13/2023	Rcm Data Corp.	\$134.46	1146	Printed	Expense	<input type="checkbox"/>		
245810709	03/13/2023	School Specialty	\$381.82	1146	Printed	Expense	<input type="checkbox"/>		
245810710	03/13/2023	Sensory Tool House LLC	\$86.00	1146	Printed	Expense	<input type="checkbox"/>		
245810711	03/13/2023	Sign Language Interpreters Inc.	\$252.00	1146	Printed	Expense	<input type="checkbox"/>		
245810712	03/13/2023	Soliant Health	\$2,000.01	1146	Printed	Expense	<input type="checkbox"/>		
245810713	03/13/2023	Southpaw Enterprises	\$74.10	1146	Printed	Expense	<input type="checkbox"/>		
245810714	03/13/2023	Speech Plus	\$10,873.00	1146	Printed	Expense	<input type="checkbox"/>		
245810715	03/13/2023	Stoffer, Kellie A	\$54.54	1146	Printed	Expense	<input type="checkbox"/>		
245810716	03/13/2023	Sypkens, Maureen B	\$255.45	1146	Printed	Expense	<input type="checkbox"/>		
245810717	03/13/2023	Ten Sigma	\$2,686.95	1146	Printed	Expense	<input type="checkbox"/>		
245810718	03/13/2023	Text Help	\$661.50	1146	Printed	Expense	<input type="checkbox"/>		
245810719	03/13/2023	The Omni Group	\$9.50	1146	Printed	Expense	<input type="checkbox"/>		
245810720	03/13/2023	The Stepping Stones Group LLC	\$40,094.50	1146	Printed	Expense	<input type="checkbox"/>		
245810721	03/13/2023	Urso, Jacquelyn S	\$405.00	1146	Printed	Expense	<input type="checkbox"/>		
245810722	03/13/2023	Village Of La Grange	\$30.00	1146	Printed	Expense	<input type="checkbox"/>		
245810723	03/13/2023	Walsh, Suzanne M	\$41.99	1146	Printed	Expense	<input type="checkbox"/>		
245810724	03/13/2023	Warehouse Direct, Inc.	\$814.66	1146	Printed	Expense	<input type="checkbox"/>		
245810725	03/13/2023	West 40 Intermediate Service Center	\$870.00	1146	Printed	Expense	<input type="checkbox"/>		
245810726	03/13/2023	WEX Bank	\$302.02	1146	Printed	Expense	<input type="checkbox"/>		

128

LaGrange Area Dept. of Special Education

Check Listing

Fiscal Year: 2022-2023

Criteria:

Bank Account: OPERATING 2045 184641

From Date: 3/13/2023
From Check: 245810656
From Voucher: 1146

To Date: 3/13/2023
To Check: 245810728
To Voucher: 1146

Check Number	Date	Payee	Amount	Voucher	Status	Type	Cleared?	Clear Date	Void Date
245810727	03/13/2023	WM Corporate Services, Inc	\$518.16	1146	Printed	Expense	<input type="checkbox"/>		
245810728	03/13/2023	Woody, Abigail O	\$14.41	1146	Printed	Expense	<input type="checkbox"/>		
Total Amount:			<u>\$167,362.43</u>						

End of Report

LAGRANGE AREA DEPT. OF SPECIAL EDUCATION VOUCHER

Voucher No: 1154

Voucher Date: 03/21/2023

Prepared By:

B. Chappell
Printed: 03/20/2023 12:18:04 PM

LAGRANGE AREA DEPT. OF SPECIAL EDUCATION is hereby authorized to draw warrants against LAGRANGE AREA DEPT. OF SPECIAL EDUCATION funds for the sum of \$6,995.00 on account of obligations incurred for value received in services and for materials as shown below for period July 1, 2022 to June 30, 2023 (period cannot overlap fiscal year end.)

I certify that this claim is just and correct, and the services and/or materials herein represented have been received during the period listed above. All items are properly coded and not in excess of the budget.

Jacquelyn Bogan 3.20.2023
Jacquelyn Bogan Director of Business Services

LAGRANGE AREA DEPT. OF SPECIAL
EDUCATION

Fund		Amount
20	OPERATIONS & MAINTENANCE	\$6,995.00
		<hr/> \$6,995.00

LaGrange Area Dept. of Special Education

Check Listing

Fiscal Year: 2022-2023

Criteria:

Bank Account: OPERATING 2045 184641

From Date:	3/21/2023	To Date:	3/21/2023
From Check:	245810729	To Check:	245810729
From Voucher:	1154	To Voucher:	1154

Check Number	Date	Payee	Amount	Voucher	Status	Type	Cleared?	Clear Date	Void Date
245810729	03/21/2023	High Quality Flooring	\$6,995.00	1154	Printed	Expense	<input type="checkbox"/>		
Total Amount:			\$6,995.00						
End of Report									

LAGRANGE AREA DEPT. OF SPECIAL EDUCATION VOUCHER

Voucher No: 1155

Voucher Date: 03/27/2023

Prepared By:

B. Chappelle

Printed: 03/22/2023 12:40:15 PM

LAGRANGE AREA DEPT. OF SPECIAL EDUCATION is hereby authorized to draw warrants against LAGRANGE AREA DEPT. OF SPECIAL EDUCATION funds for the sum of \$16,331.15 on account of obligations incurred for value received in services and for materials as shown below for period July 1, 2022 to June 30, 2023 (period cannot overlap fiscal year end.)

I certify that this claim is just and correct, and the services and/or materials herein represented have been received during the period listed above. All items are properly coded and not in excess of the budget.

Jacquelyn Bogan 3-23-2023
Jacquelyn Bogan Director of Business Services

LAGRANGE AREA DEPT. OF SPECIAL
EDUCATION

Fund	Amount
10 EDUCATION	\$16,331.15
	\$16,331.15

LaGrange Area Dept. of Special Education
1301 W. Cossitt Ave
LaGrange, IL 60525

DIRECT DEPOSIT RECEIPT

DEPOSIT DATE: **3/27/2023**

DIRECT DEPOSIT AMOUNT: *Sixteen Thousand Two Hundred Thirty Three and 65/100 Dollars*** \$16,233.65**

Holy Guardian Angels Parish
1144 Harrison
LaGrange Park, IL 60526

NON - NEGOTIABLE

Invoice

Rent Apr 2023

Purchase Order

0

Voucher

1155

Amount

\$16,233.65

LaGrange Area Dept. of Special Education
1301 W. Cossitt Ave
LaGrange, IL 60525

DIRECT DEPOSIT RECEIPT

DEPOSIT DATE: 3/27/2023

DIRECT DEPOSIT AMOUNT: ***Ninety Seven and 50/100 Dollars***

\$97.50

Richard Rickelman
2961 Ashton Court
Westchester, IL 60154

NON - NEGOTIABLE

Invoice

9

Purchase Order

0

Voucher

1155

Amount

\$97.50

Net Amount:

\$97.50

LAGRANGE AREA DEPT. OF SPECIAL EDUCATION VOUCHER

Voucher No: 1156

Voucher Date: 03/27/2023

Prepared By: B. Chappelle

Printed: 03/22/2023 12:41:23 PM

LAGRANGE AREA DEPT. OF SPECIAL EDUCATION is hereby authorized to draw warrants against LAGRANGE AREA DEPT. OF SPECIAL EDUCATION funds for the sum of \$105,536.93 on account of obligations incurred for value received in services and for materials as shown below for period July 1, 2022 to June 30, 2023 (period cannot overlap fiscal year end.)

I certify that this claim is just and correct, and the services and/or materials herein represented have been received during the period listed above. All items are properly coded and not in excess of the budget.

Jacquelyn Bogan 3-23-2023
Jacquelyn Bogan Director of Business Services

LAGRANGE AREA DEPT. OF SPECIAL EDUCATION

Fund		Amount
10	EDUCATION	\$87,660.68
20	OPERATIONS & MAINTENANCE	\$17,876.25
		\$105,536.93

LaGrange Area Dept. of Special Education

Check Listing

Fiscal Year: 2022-2023

Criteria:

Bank Account: OPERATING 2045 184641

From Date: 3/27/2023
From Check: 245810730
From Voucher: 1156

To Date: 3/27/2023
To Check: 245810781
To Voucher: 1156

Check Number	Date	Payee	Amount	Voucher	Status	Type	Cleared?	Clear Date	Void Date
245810730	03/27/2023	Albertsons Safeway	\$287.43	1156	Printed	Expense	<input type="checkbox"/>		
245810731	03/27/2023	Amazon Capital Services	\$1,888.04	1156	Printed	Expense	<input type="checkbox"/>		
245810732	03/27/2023	American Time	\$8,755.40	1156	Printed	Expense	<input type="checkbox"/>		
245810733	03/27/2023	Apple Computer	\$2,990.00	1156	Printed	Expense	<input type="checkbox"/>		
245810734	03/27/2023	Attal, Monique	\$125.00	1156	Printed	Expense	<input type="checkbox"/>		
245810735	03/27/2023	Bd Of Ed #106	\$1,432.80	1156	Printed	Expense	<input type="checkbox"/>		
245810736	03/27/2023	Bridges Language Training & Staffing Co.	\$152.49	1156	Printed	Expense	<input type="checkbox"/>		
245810737	03/27/2023	BrightStar Care	\$4,320.00	1156	Printed	Expense	<input type="checkbox"/>		
245810738	03/27/2023	Burcor Properties	\$2,300.00	1156	Printed	Expense	<input type="checkbox"/>		
245810739	03/27/2023	Canon Solutions America	\$794.00	1156	Printed	Expense	<input type="checkbox"/>		
245810740	03/27/2023	Carlos Perez	\$220.00	1156	Printed	Expense	<input type="checkbox"/>		
245810741	03/27/2023	Chiampas, Cassandra	\$299.00	1156	Printed	Expense	<input type="checkbox"/>		
245810742	03/27/2023	CLIA Laboratory Program	\$180.00	1156	Printed	Expense	<input type="checkbox"/>		
245810743	03/27/2023	ComEd	\$3,968.75	1156	Printed	Expense	<input type="checkbox"/>		
245810744	03/27/2023	Communication Crossroads	\$4,000.00	1156	Printed	Expense	<input type="checkbox"/>		
245810745	03/27/2023	Crick Software Inc	\$660.00	1156	Printed	Expense	<input type="checkbox"/>		
245810746	03/27/2023	Crumrine, Diane M	\$35.90	1156	Printed	Expense	<input type="checkbox"/>		
245810747	03/27/2023	DAOES/Technology Center of DuPage	\$3,757.55	1156	Printed	Expense	<input type="checkbox"/>		
245810748	03/27/2023	DelliCarpini, Michael	\$192.25	1156	Printed	Expense	<input type="checkbox"/>		
245810749	03/27/2023	DLA Ltd.	\$2,126.25	1156	Printed	Expense	<input type="checkbox"/>		
245810750	03/27/2023	Espinosa, Cynthia A	\$25.94	1156	Printed	Expense	<input type="checkbox"/>		
245810751	03/27/2023	Esposito, Valerie A	\$194.00	1156	Printed	Expense	<input type="checkbox"/>		
245810752	03/27/2023	First Communications LLC	\$298.63	1156	Printed	Expense	<input type="checkbox"/>		

LaGrange Area Dept. of Special Education

Check Listing

Fiscal Year: 2022-2023

Criteria:

Bank Account: OPERATING 2045 184641

From Date: 3/27/2023
From Check: 245810730
From Voucher: 1156

To Date: 3/27/2023
To Check: 245810781
To Voucher: 1156

Check Number	Date	Payee	Amount	Voucher	Status	Type	Cleared?	Clear Date	Void Date
245810753	03/27/2023	First United Methodist Church of WS	\$7,000.00	1156	Printed	Expense	<input type="checkbox"/>		
245810754	03/27/2023	Fox Valley Fire and Safety	\$1,475.00	1156	Printed	Expense	<input type="checkbox"/>		
245810755	03/27/2023	Grand Prairie Transit	\$5,613.33	1156	Printed	Expense	<input type="checkbox"/>		
245810756	03/27/2023	Guerrero, Elsa R	\$13.28	1156	Printed	Expense	<input type="checkbox"/>		
245810757	03/27/2023	Guzman, Ivonne J	\$9.81	1156	Printed	Expense	<input type="checkbox"/>		
245810758	03/27/2023	Heartland Alliance	\$120.00	1156	Printed	Expense	<input type="checkbox"/>		
245810759	03/27/2023	High Quality Flooring	\$15,750.00	1156	Printed	Expense	<input type="checkbox"/>		
245810760	03/27/2023	Holiday Inn Countryside	\$2,214.00	1156	Printed	Expense	<input type="checkbox"/>		
245810761	03/27/2023	Holton, Sheri K	\$23.84	1156	Printed	Expense	<input type="checkbox"/>		
245810762	03/27/2023	Kavanaugh, Kari A	\$55.55	1156	Printed	Expense	<input type="checkbox"/>		
245810763	03/27/2023	King, Marisol K	\$154.58	1156	Printed	Expense	<input type="checkbox"/>		
245810764	03/27/2023	Laurie Waldeck	\$1,260.00	1156	Printed	Expense	<input type="checkbox"/>		
245810765	03/27/2023	Lockport Area Special Education Coop	\$600.00	1156	Printed	Expense	<input type="checkbox"/>		
245810766	03/27/2023	Martha Miranda	\$240.00	1156	Printed	Expense	<input type="checkbox"/>		
245810767	03/27/2023	Martin, Courtney AH	\$337.50	1156	Printed	Expense	<input type="checkbox"/>		
245810768	03/27/2023	Maruyama, Blythe J	\$29.99	1156	Printed	Expense	<input type="checkbox"/>		
245810769	03/27/2023	Maxim Staffing Solutions	\$10,561.90	1156	Printed	Expense	<input type="checkbox"/>		
245810770	03/27/2023	Mcgraw Hill - Education	\$1,207.54	1156	Printed	Expense	<input type="checkbox"/>		
245810771	03/27/2023	Morfoot, Carrie A	\$393.25	1156	Printed	Expense	<input type="checkbox"/>		
245810772	03/27/2023	NWEA	\$1,600.00	1156	Printed	Expense	<input type="checkbox"/>		
245810773	03/27/2023	Pavone, Adriana M	\$322.00	1156	Printed	Expense	<input type="checkbox"/>		
245810774	03/27/2023	ProCare Therapy	\$4,660.00	1156	Printed	Expense	<input type="checkbox"/>		
245810775	03/27/2023	Rcm Data Corp.	\$164.74	1156	Printed	Expense	<input type="checkbox"/>		
245810776	03/27/2023	Safeguard Self Storage	\$1,264.00	1156	Printed	Expense	<input type="checkbox"/>		

LaGrange Area Dept. of Special Education

Check Listing

Fiscal Year: 2022-2023

Criteria:

Bank Account: OPERATING 2045 184641

From Date: 3/27/2023
From Check: 245810730
From Voucher: 1156

To Date: 3/27/2023
To Check: 245810781
To Voucher: 1156

Check Number	Date	Payee	Amount	Voucher	Status	Type	Cleared?	Clear Date	Void Date
245810777	03/27/2023	Searcy Medical Solutions, Inc	\$28.00	1156	Printed	Expense	<input type="checkbox"/>		
245810778	03/27/2023	Soliant Health	\$4,928.18	1156	Printed	Expense	<input type="checkbox"/>		
245810779	03/27/2023	The Stepping Stones Group LLC	\$5,831.28	1156	Printed	Expense	<input type="checkbox"/>		
245810780	03/27/2023	Warehouse Direct, Inc.	\$550.73	1156	Printed	Expense	<input type="checkbox"/>		
245810781	03/27/2023	Yorke, Jodi L	\$125.00	1156	Printed	Expense	<input type="checkbox"/>		

Total Amount: \$105,536.93

End of Report

LaGrange Area Dept. of Special Education

Function Summary - Revenues

From Date: 3/1/2023

To Date: 3/31/2023

Fiscal Year: 2022-2023

- Subtotal by Collapse Mask
 Include pre encumbrance
 Print accounts with zero balance
 Filter Encumbrance Detail by Date Range
 Exclude Inactive Accounts with zero balance

Account Number	Description	GL Budget	Range To Date	YTD	Balance	Encumbrance	Budget Balance	% Bud
10.4.0000.0000.000.0000	UNDESIGNATED	\$0.00	\$0.00	(\$43,656.75)	\$43,656.75	\$0.00	\$43,656.75	0.00%
10.4.1200.0000.000.0000	UNDESIGNATED	\$0.00	\$0.00	(\$980.38)	\$980.38	\$0.00	\$980.38	0.00%
10.4.1300.0000.000.0000	UNDESIGNATED	(\$24,915,716.00)	\$0.00	(\$21,050,389.54)	(\$3,865,326.46)	\$0.00	(\$3,865,326.46)	15.51%
10.4.1400.0000.000.0000	UNDESIGNATED	\$0.00	\$0.00	(\$93,875.81)	\$93,875.81	\$0.00	\$93,875.81	0.00%
10.4.1500.0000.000.0000	UNDESIGNATED	(\$100,000.00)	\$0.00	(\$55,154.86)	(\$44,845.14)	\$0.00	(\$44,845.14)	44.85%
10.4.3100.0000.000.0000	UNDESIGNATED	(\$1,650,112.00)	(\$150,010.00)	(\$1,200,080.00)	(\$450,032.00)	\$0.00	(\$450,032.00)	27.27%
10.4.3500.0000.000.0000	UNDESIGNATED	(\$110,000.00)	\$0.00	(\$44,459.37)	(\$65,540.63)	\$0.00	(\$65,540.63)	59.58%
10.4.3700.0000.000.0000	UNDESIGNATED	(\$584,496.00)	(\$97,360.00)	(\$438,115.00)	(\$146,381.00)	\$0.00	(\$146,381.00)	25.04%
10.4.4500.0000.000.0000	UNDESIGNATED	(\$313,082.00)	(\$29,456.66)	(\$57,819.71)	(\$255,262.29)	\$0.00	(\$255,262.29)	81.53%
10.4.4900.0000.000.0000	UNDESIGNATED	(\$866,658.00)	(\$33,170.84)	(\$777,915.72)	(\$88,742.28)	\$0.00	(\$88,742.28)	10.24%
	FUND: EDUCATION - 10	(\$28,540,064.00)	(\$309,997.50)	(\$23,762,447.14)	(\$4,777,616.86)	\$0.00	(\$4,777,616.86)	16.74%
20.4.1500.0000.000.0000	UNDESIGNATED	\$0.00	\$0.00	(\$1,949.55)	\$1,949.55	\$0.00	\$1,949.55	0.00%
20.4.2500.0000.000.0000	UNDESIGNATED	\$0.00	\$0.00	(\$176,931.20)	\$176,931.20	\$0.00	\$176,931.20	0.00%
	FUND: OPERATIONS & MAINTENANCE - 20	\$0.00	\$0.00	(\$178,880.75)	\$178,880.75	\$0.00	\$178,880.75	0.00%
99.4.1300.0000.000.0000	UNDESIGNATED	\$0.00	\$0.00	(\$722.36)	\$722.36	\$0.00	\$722.36	0.00%
99.4.1500.0000.000.0000	UNDESIGNATED	\$0.00	\$0.00	(\$123.53)	\$123.53	\$0.00	\$123.53	0.00%
	FUND: ACTIVITY FUND - SHREDDER WORKS - 99	\$0.00	\$0.00	(\$845.89)	\$845.89	\$0.00	\$845.89	0.00%
	Grand Total:	(\$28,540,064.00)	(\$309,997.50)	(\$23,942,173.78)	(\$4,597,890.22)	\$0.00	(\$4,597,890.22)	16.11%

End of Report

LaGrange Area Dept. of Special Education

Monthly Revenues

From Date: 3/1/2023

To Date: 3/31/2023

Fiscal Year: 2022-2023

- Subtotal by Collapse Mask
 Include pre encumbrance
 Print accounts with zero balance
 Filter Encumbrance Detail by Date Range
 Exclude Inactive Accounts with zero balance

Account Number	Description	GL Budget	Range To Date	YTD	Balance	Encumbrance	Budget Balance	% Bud
10.4.0000.0000.000.2002	UNDESIGNATED	\$0.00	\$0.00	(\$40,500.00)	\$40,500.00	\$0.00	\$40,500.00	0.00%
10.4.0000.0000.000.4000	UNDESIGNATED	\$0.00	\$0.00	(\$3,156.75)	\$3,156.75	\$0.00	\$3,156.75	0.00%
10.4.4950.0000.000.6110	DHS STEP	\$0.00	(\$4,300.00)	(\$284,177.68)	\$284,177.68	\$0.00	\$284,177.68	0.00%
10.4.4998.0000.000.4993	FEDERAL OTHER	\$0.00	\$0.00	(\$188,797.00)	\$188,797.00	\$0.00	\$188,797.00	0.00%
10.4.1342.0000.100.1000	SCHOOL TUITION	(\$1,630,098.00)	\$0.00	(\$1,992,908.68)	\$362,810.68	\$0.00	\$362,810.68	-22.26%
10.4.1510.0000.100.1000	INTEREST	(\$100,000.00)	\$0.00	(\$55,154.86)	(\$44,845.14)	\$0.00	(\$44,845.14)	44.85%
10.4.3110.0000.100.2000	PERSONNEL REIMBURSEMENT	(\$1,650,112.00)	(\$150,010.00)	(\$1,200,080.00)	(\$450,032.00)	\$0.00	(\$450,032.00)	27.27%
10.4.3510.0000.100.2000	TRANSPORTION REIMBURSEMENT	(\$52,000.00)	\$0.00	(\$21,340.49)	(\$30,659.51)	\$0.00	(\$30,659.51)	58.96%
10.4.4900.0000.100.4000	MEDICAID OUTREACH	(\$325,000.00)	(\$28,870.84)	(\$304,941.04)	(\$20,058.96)	\$0.00	(\$20,058.96)	6.17%
10.4.1342.0000.259.1000	SCHOOL TUITION	\$0.00	\$0.00	(\$140.00)	\$140.00	\$0.00	\$140.00	0.00%
10.4.1342.0000.300.1000	SCHOOL TUITION	(\$10,260,857.00)	\$0.00	(\$9,058,832.22)	(\$1,202,024.78)	\$0.00	(\$1,202,024.78)	11.71%
10.4.1342.0000.300.1120	SCHOOL TUITION	\$0.00	\$0.00	(\$218,261.52)	\$218,261.52	\$0.00	\$218,261.52	0.00%
10.4.1342.0000.436.1000	SCHOOL TUITION	(\$5,911,721.00)	\$0.00	(\$4,321,769.07)	(\$1,589,951.93)	\$0.00	(\$1,589,951.93)	26.89%
10.4.1342.0000.436.1120	SCHOOL TUITION	\$0.00	\$0.00	(\$357,111.04)	\$357,111.04	\$0.00	\$357,111.04	0.00%
10.4.1342.0000.440.1000	ECE Classroom	(\$364,696.00)	\$0.00	(\$224,579.80)	(\$140,116.20)	\$0.00	(\$140,116.20)	38.42%
10.4.1342.0000.440.1120	SCHOOL TUITION	\$0.00	\$0.00	(\$36,989.84)	\$36,989.84	\$0.00	\$36,989.84	0.00%
10.4.1342.0000.445.1000	SCHOOL TUITION	(\$202,114.00)	\$0.00	(\$85,380.15)	(\$116,733.85)	\$0.00	(\$116,733.85)	57.76%
10.4.1342.0000.445.1120	SCHOOL TUITION	\$0.00	\$0.00	\$539.92	(\$539.92)	\$0.00	(\$539.92)	0.00%
10.4.1342.0000.453.1000	SCHOOL TUITION	(\$2,213,709.00)	\$0.00	(\$1,662,321.28)	(\$551,387.72)	\$0.00	(\$551,387.72)	24.91%
10.4.1342.0000.453.1120	SCHOOL TUITION	\$0.00	\$0.00	(\$159,367.51)	\$159,367.51	\$0.00	\$159,367.51	0.00%
10.4.1342.0000.454.1000	SCHOOL TUITION	(\$540,265.00)	\$0.00	\$0.00	(\$540,265.00)	\$0.00	(\$540,265.00)	100.00%
10.4.1342.0000.454.1120	SCHOOL TUITION	\$0.00	\$0.00	(\$150,513.50)	\$150,513.50	\$0.00	\$150,513.50	0.00%
10.4.1342.0000.455.1000	ED HS	(\$651,882.00)	\$0.00	(\$632,693.36)	(\$19,188.64)	\$0.00	(\$19,188.64)	2.94%
10.4.1342.0000.455.1120	SCHOOL TUITION	\$0.00	\$0.00	(\$406,317.04)	\$406,317.04	\$0.00	\$406,317.04	0.00%
10.4.1342.0000.459.1000	SCHOOL TUITION	(\$109,161.00)	\$0.00	\$0.00	(\$109,161.00)	\$0.00	(\$109,161.00)	100.00%
10.4.1322.0000.470.1000	SUMMER TUITION	(\$369,366.00)	\$0.00	\$0.00	(\$369,366.00)	\$0.00	(\$369,366.00)	100.00%
10.4.1342.0000.533.1000	SCHOOL TUITION	(\$304,192.00)	\$0.00	\$0.00	(\$304,192.00)	\$0.00	(\$304,192.00)	100.00%
10.4.1342.0000.542.1000	SCHOOL TUITION	(\$2,308,466.00)	\$0.00	(\$1,601,206.75)	(\$707,259.25)	\$0.00	(\$707,259.25)	30.64%
10.4.1342.0000.542.1120	SCHOOL TUITION	\$0.00	\$0.00	(\$142,537.70)	\$142,537.70	\$0.00	\$142,537.70	0.00%
10.4.3510.0000.542.2000	TRANSPORTION REIMBURSEMENT	(\$58,000.00)	\$0.00	(\$23,118.88)	(\$34,881.12)	\$0.00	(\$34,881.12)	60.14%
10.4.1207.3150.542.1000	LOW INCIDENT DIAGNOSTIC TESTIN	\$0.00	\$0.00	(\$980.38)	\$980.38	\$0.00	\$980.38	0.00%
10.4.1342.0000.571.1000	SCHOOL TUITION	(\$49,189.00)	\$0.00	\$0.00	(\$49,189.00)	\$0.00	(\$49,189.00)	100.00%
10.4.3705.0000.704.2000	PRESCHOOL FOR ALL	(\$584,496.00)	(\$97,360.00)	(\$438,115.00)	(\$146,381.00)	\$0.00	(\$146,381.00)	25.04%
10.4.4505.0000.903.4000	WIA	(\$313,082.00)	\$0.00	\$0.00	(\$313,082.00)	\$0.00	(\$313,082.00)	100.00%
10.4.4505.0000.903.6220	UNDESIGNATED	\$0.00	(\$29,456.66)	(\$57,819.71)	\$57,819.71	\$0.00	\$57,819.71	0.00%
10.4.4950.0000.903.4000	DHS STEP	(\$541,658.00)	\$0.00	\$0.00	(\$541,658.00)	\$0.00	(\$541,658.00)	100.00%
10.4.1400.3141.903.6100	VOC SPEC PRG	\$0.00	\$0.00	(\$93,815.81)	\$93,815.81	\$0.00	\$93,815.81	0.00%
10.4.1400.3141.903.6110	STUDENT STIPENDS	\$0.00	\$0.00	(\$60.00)	\$60.00	\$0.00	\$60.00	0.00%
20.4.1510.0000.000.0000	INTEREST	\$0.00	\$0.00	(\$1,949.55)	\$1,949.55	\$0.00	\$1,949.55	0.00%
20.4.2540.0000.901.1100	BLDG SVCS	\$0.00	\$0.00	(\$146,889.94)	\$146,889.94	\$0.00	\$146,889.94	0.00%
20.4.2540.0000.901.4998	BLDG SVCS	\$0.00	\$0.00	(\$30,041.26)	\$30,041.26	\$0.00	\$30,041.26	0.00%
99.4.1510.0000.000.0000	INTEREST	\$0.00	\$0.00	(\$123.53)	\$123.53	\$0.00	\$123.53	0.00%
99.4.1342.0000.259.1000	UNDESIGNATED	\$0.00	\$0.00	(\$722.36)	\$722.36	\$0.00	\$722.36	0.00%
Grand Total:		(\$28,540,064.00)	(\$309,997.50)	(\$23,942,173.78)	(\$4,597,890.22)	\$0.00	(\$4,597,890.22)	16.11%

End of Report

LaGrange Area Dept. of Special Education

Function Summary - Expenses

From Date: 3/1/2023

To Date: 3/31/2023

Fiscal Year: 2022-2023

- Subtotal by Collapse Mask
 Include pre encumbrance
 Print accounts with zero balance
 Filter Encumbrance Detail by Date Range
 Exclude Inactive Accounts with zero balance

Account Number	Description	GL Budget	Range To Date	YTD	Balance	Encumbrance	Budget Balance	% Bud
10.5.0000.0000.000.0000	UNDESIGNATED	\$0.00	\$0.00	\$4,293.95	(\$4,293.95)	\$0.00	(\$4,293.95)	0.00%
10.5.1000.0000.000.0000	UNDESIGNATED	\$0.00	\$13,262.04	\$92,299.98	(\$92,299.98)	\$58,050.31	(\$150,350.29)	0.00%
10.5.1200.0000.000.0000	UNDESIGNATED	\$7,885,720.04	\$676,304.82	\$4,569,243.18	\$3,316,476.86	\$2,149,610.78	\$1,166,866.08	14.80%
10.5.1300.0000.000.0000	UNDESIGNATED	\$0.00	\$176.96	(\$48,699.71)	\$48,699.71	\$0.00	\$48,699.71	0.00%
10.5.1400.0000.000.0000	UNDESIGNATED	\$857,673.36	\$82,539.95	\$623,718.24	\$233,955.12	\$189,305.85	\$44,649.27	5.21%
10.5.2100.0000.000.0000	UNDESIGNATED	\$14,292,473.99	\$1,292,434.01	\$8,882,573.34	\$5,409,900.65	\$4,336,352.31	\$1,073,548.34	7.51%
10.5.2200.0000.000.0000	UNDESIGNATED	\$286,411.00	\$15,903.09	\$152,667.84	\$133,743.16	\$2,433.46	\$131,309.70	45.85%
10.5.2300.0000.000.0000	UNDESIGNATED	\$695,950.42	\$26,092.75	\$613,334.54	\$82,615.88	\$67,951.87	\$14,664.01	2.11%
10.5.2400.0000.000.0000	UNDESIGNATED	\$1,879,750.38	\$111,004.84	\$910,913.76	\$968,836.62	\$304,581.81	\$664,254.81	35.34%
10.5.2500.0000.000.0000	UNDESIGNATED	\$1,153,805.03	\$81,599.76	\$645,645.58	\$508,159.45	\$67,454.69	\$440,704.76	38.20%
10.5.2600.0000.000.0000	UNDESIGNATED	\$916,599.85	\$72,356.43	\$659,140.67	\$257,459.18	\$171,591.14	\$85,868.04	9.37%
10.5.3700.0000.000.0000	UNDESIGNATED	\$571,680.00	\$61,479.00	\$356,680.96	\$214,999.04	\$0.00	\$214,999.04	37.61%
10.5.4500.0000.000.0000	UNDESIGNATED	\$0.00	\$0.00	\$1,076.84	(\$1,076.84)	\$139.90	(\$1,216.74)	0.00%
10.5.4900.0000.000.0000	UNDESIGNATED	\$0.00	\$2,434.33	\$32,827.82	(\$32,827.82)	\$669.31	(\$33,497.13)	0.00%
	FUND: EDUCATION - 10	\$28,540,064.07	\$2,435,587.98	\$17,495,716.99	\$11,044,347.08	\$7,348,141.43	\$3,696,205.65	12.95%
20.5.0000.0000.000.0000	UNDESIGNATED	\$0.00	\$0.00	\$2,691.67	(\$2,691.67)	\$0.00	(\$2,691.67)	0.00%
20.5.2300.0000.000.0000	UNDESIGNATED	\$0.00	\$0.00	\$1,922.50	(\$1,922.50)	\$0.00	(\$1,922.50)	0.00%
20.5.2500.0000.000.0000	UNDESIGNATED	\$0.00	\$24,871.25	\$300,946.03	(\$300,946.03)	\$0.00	(\$300,946.03)	0.00%
	FUND: OPERATIONS & MAINTENANCE - 20	\$0.00	\$24,871.25	\$305,560.20	(\$305,560.20)	\$0.00	(\$305,560.20)	0.00%
99.5.1400.0000.000.0000	UNDESIGNATED	\$0.00	\$0.00	\$1,297.00	(\$1,297.00)	\$0.00	(\$1,297.00)	0.00%
	FUND: ACTIVITY FUND - SHREDDER WORKS - 99	\$0.00	\$0.00	\$1,297.00	(\$1,297.00)	\$0.00	(\$1,297.00)	0.00%
	Grand Total:	\$28,540,064.07	\$2,460,459.23	\$17,802,574.19	\$10,737,489.88	\$7,348,141.43	\$3,389,348.45	11.88%

End of Report

LaGrange Area Dept. of Special Education

Monthly Expenditures

From Date: 3/1/2023

To Date: 3/31/2023

Fiscal Year: 2022-2023

- Subtotal by Collapse Mask
 Include pre encumbrance
 Print accounts with zero balance
 Filter Encumbrance Detail by Date Range
 Exclude Inactive Accounts with zero balance

Account Number	Description	GL Budget	Range To Date	YTD	Balance	Encumbrance	Budget Balance	% Bud
10.5.0000.0000.000.2002	UNDESIGNATED	\$0.00	\$0.00	\$4,295.13	(\$4,295.13)	\$0.00	(\$4,295.13)	0.00%
10.5.1200.4100.000.4993	OFFICE SUPPLIES LESS \$499	\$0.00	\$0.00	\$103.47	(\$103.47)	\$0.00	(\$103.47)	0.00%
10.5.4900.6600.000.1100	FLOW THOUGH	\$0.00	\$0.00	\$5,844.72	(\$5,844.72)	\$0.00	(\$5,844.72)	0.00%
10.5.2215.4100.236.3100	OFFICE SUPPLIES LESS \$499	\$0.00	\$0.00	\$64.96	(\$64.96)	\$0.00	(\$64.96)	0.00%
10.5.2630.3050.259.6110	APPS AND SOFTWARE	\$0.00	\$0.00	\$33.00	(\$33.00)	\$0.00	(\$33.00)	0.00%
10.5.1400.4100.259.1100	OFFICE SUPPLIES LESS \$499	\$0.00	\$0.00	(\$250.00)	\$250.00	\$0.00	\$250.00	0.00%
10.5.1400.3399.260.1100	TRAVEL LOCAL MILEAGE	\$0.00	\$0.00	\$111.88	(\$111.88)	\$0.00	(\$111.88)	0.00%
10.5.1342.0000.300.1120	UNDESIGNATED	\$0.00	\$0.00	\$9,100.24	(\$9,100.24)	\$0.00	(\$9,100.24)	0.00%
10.5.1200.4118.301.1100	CURRICULUM	\$4,000.00	\$0.00	\$0.00	\$4,000.00	\$0.00	\$4,000.00	100.00%
10.5.2630.7000.301.1100	EQUIPMENT \$500 TO \$4999	\$850.00	\$0.00	\$899.00	(\$49.00)	\$0.00	(\$49.00)	-5.76%
10.5.2630.3050.302.1100	APPS AND SOFTWARE	\$0.00	\$0.00	\$358.20	(\$358.20)	\$0.00	(\$358.20)	0.00%
10.5.2110.3100.302.1100	PROFESSIONAL TECHNICAL SERVICE	\$0.00	\$344.18	\$3,591.44	(\$3,591.44)	\$0.00	(\$3,591.44)	0.00%
10.5.2410.3100.302.1100	PROFESSIONAL TECHNICAL SERVICE	\$1,451.70	\$0.00	\$0.00	\$1,451.70	\$0.00	\$1,451.70	100.00%
10.5.2630.3196.302.1100	CONTRACTUAL RELATED SERVICES	\$0.00	\$0.00	\$1,150.00	(\$1,150.00)	\$0.00	(\$1,150.00)	0.00%
10.5.2630.3230.302.1100	REPAIRS AND MAINTENANCE SERVIC	\$1,000.00	\$0.00	\$0.00	\$1,000.00	\$0.00	\$1,000.00	100.00%
10.5.2630.3230.302.1120	REPAIRS AND MAINTENANCE SERVIC	\$0.00	\$0.00	\$22.97	(\$22.97)	\$0.00	(\$22.97)	0.00%
10.5.1200.3399.302.1100	TRAVEL LOCAL MILEAGE	\$56.98	\$0.00	\$0.00	\$56.98	\$0.00	\$56.98	100.00%
10.5.2570.3400.302.1100	COMMUNICATION-TELEPHONE	\$0.00	\$196.64	\$2,827.09	(\$2,827.09)	\$0.00	(\$2,827.09)	0.00%
10.5.2570.3401.302.1100	COMMUNICATION-POSTAGE	\$0.00	\$0.00	\$481.14	(\$481.14)	\$0.00	(\$481.14)	0.00%
10.5.1200.4100.302.1100	OFFICE SUPPLIES LESS \$499	\$500.00	\$0.00	\$173.72	\$326.28	\$32.85	\$293.43	58.69%
10.5.1200.4199.302.1100	PPE/Covid Supplies	\$500.00	\$0.00	\$0.00	\$500.00	\$0.00	\$500.00	100.00%
10.5.2630.7000.302.1100	EQUIPMENT \$500 TO \$4999	\$2,500.00	\$0.00	\$2,697.00	(\$197.00)	\$0.00	(\$197.00)	-7.88%
10.5.1322.1000.318.1100	SALARIES, CERTIFIED STAFF	\$0.00	\$0.00	\$4,000.00	(\$4,000.00)	\$0.00	(\$4,000.00)	0.00%
10.5.1322.1000.318.1110	SALARIES, CERTIFIED STAFF	\$0.00	\$0.00	\$32,780.00	(\$32,780.00)	\$0.00	(\$32,780.00)	0.00%
10.5.1322.1100.318.1110	SALARIES, NON CERTIFIED STAFF	\$0.00	\$0.00	\$11,220.00	(\$11,220.00)	\$0.00	(\$11,220.00)	0.00%
10.5.1322.2110.318.1100	TEACHER'S RETIREMENT (TRS)	\$0.00	\$0.00	\$49.50	(\$49.50)	\$0.00	(\$49.50)	0.00%
10.5.1322.2110.318.1110	TEACHER'S RETIREMENT (TRS)	\$0.00	\$0.00	\$298.37	(\$298.37)	\$0.00	(\$298.37)	0.00%
10.5.1322.2120.318.1110	MUNICIPAL RETIREMENT	\$0.00	\$0.00	\$245.04	(\$245.04)	\$0.00	(\$245.04)	0.00%
10.5.1322.2130.318.1110	FICA	\$0.00	\$0.00	\$753.11	(\$753.11)	\$0.00	(\$753.11)	0.00%
10.5.1322.2140.318.1100	MEDICARE	\$0.00	\$0.00	\$57.98	(\$57.98)	\$0.00	(\$57.98)	0.00%
10.5.1322.2140.318.1110	MEDICARE	\$0.00	\$0.00	\$637.14	(\$637.14)	\$0.00	(\$637.14)	0.00%
10.5.2130.2110.320.1100	TEACHER'S RETIREMENT (TRS)	\$0.00	\$0.00	\$0.19	(\$0.19)	\$0.00	(\$0.19)	0.00%
10.5.2130.2140.320.1100	MEDICARE	\$0.00	\$0.44	\$3.77	(\$3.77)	\$0.22	(\$3.99)	0.00%
10.5.2130.3100.320.1100	PROFESSIONAL TECHNICAL SERVICE	\$500.00	\$676.00	\$676.00	(\$176.00)	\$0.00	(\$176.00)	-35.20%
10.5.2130.3107.320.1100	CONTRACTUAL SERVICES	\$0.00	\$26,076.14	\$171,317.15	(\$171,317.15)	\$0.00	(\$171,317.15)	0.00%
10.5.2130.3107.320.1120	CONTRACTUAL SERVICES	\$0.00	\$0.00	\$3,385.50	(\$3,385.50)	\$0.00	(\$3,385.50)	0.00%
10.5.2132.3107.320.1100	CONTRACTUAL SERVICES	\$0.00	\$0.00	\$10,962.00	(\$10,962.00)	\$0.00	(\$10,962.00)	0.00%
10.5.2130.3400.320.1100	COMMUNICATION-TELEPHONE	\$0.00	\$30.00	\$255.00	(\$255.00)	\$105.00	(\$360.00)	0.00%
10.5.2130.4100.320.1100	OFFICE SUPPLIES LESS \$499	\$2,000.00	\$94.08	\$758.63	\$1,241.37	\$41.46	\$1,199.91	60.00%
10.5.2130.4199.320.1100	PPE/Covid Supplies	\$1,000.00	\$0.00	\$0.00	\$1,000.00	\$0.00	\$1,000.00	100.00%
10.5.2630.7000.320.1100	EQUIPMENT \$500 TO \$4999	\$3,000.00	\$242.99	\$384.02	\$2,615.98	\$0.00	\$2,615.98	87.20%
10.5.1200.1000.321.1100	SALARIES, CERTIFIED STAFF	\$0.00	\$0.00	\$19.97	(\$19.97)	\$11.98	(\$31.95)	0.00%
10.5.2131.1000.321.1000	SALARIES, CERTIFIED STAFF	\$0.00	\$0.00	\$26.45	(\$26.45)	\$0.00	(\$26.45)	0.00%
10.5.2630.3050.321.1100	APPS AND SOFTWARE	\$400.00	\$0.00	\$358.20	\$41.80	\$0.00	\$41.80	10.45%
10.5.2131.3100.321.1100	PROFESSIONAL TECHNICAL SERVICE	\$5,000.00	\$0.00	\$39,696.41	(\$34,696.41)	\$0.00	(\$34,696.41)	-693.93%
10.5.2131.3107.321.1100	CONTRACTUAL SERVICES	\$15,000.00	\$0.00	\$0.00	\$15,000.00	\$0.00	\$15,000.00	100.00%
10.5.2630.3230.321.1100	REPAIRS AND MAINTENANCE SERVIC	\$2,000.00	\$0.00	\$364.00	\$1,636.00	\$0.00	\$1,636.00	81.80%
10.5.2630.3230.321.1120	REPAIRS AND MAINTENANCE SERVIC	\$0.00	\$0.00	\$71.26	(\$71.26)	\$0.00	(\$71.26)	0.00%
10.5.2570.3250.321.1100	ROOM RENTALS	\$2,250.00	\$556.16	\$5,477.48	(\$3,227.48)	\$0.00	(\$3,227.48)	-143.44%
10.5.2131.3399.321.1100	TRAVEL LOCAL MILEAGE	\$3,000.00	\$0.00	\$0.00	\$3,000.00	\$0.00	\$3,000.00	100.00%

142

LaGrange Area Dept. of Special Education

Monthly Expenditures

From Date: 3/1/2023

To Date: 3/31/2023

Fiscal Year: 2022-2023

- Subtotal by Collapse Mask
 Include pre encumbrance
 Print accounts with zero balance
 Filter Encumbrance Detail by Date Range
 Exclude Inactive Accounts with zero balance

Account Number	Description	GL Budget	Range To Date	YTD	Balance	Encumbrance	Budget Balance	% Bud
10.5.2570.3400.321.1100	COMMUNICATION-TELEPHONE	\$0.00	\$49.16	\$707.01	(\$707.01)	\$0.00	(\$707.01)	0.00%
10.5.2570.3401.321.1100	COMMUNICATION-POSTAGE	\$0.00	\$0.00	\$120.27	(\$120.27)	\$0.00	(\$120.27)	0.00%
10.5.1200.4100.321.4993	OFFICE SUPPLIES LESS \$499	\$0.00	\$0.00	\$2,876.14	(\$2,876.14)	\$0.00	(\$2,876.14)	0.00%
10.5.2131.4100.321.1100	OFFICE SUPPLIES LESS \$499	\$5,000.00	\$0.00	\$2,899.94	\$2,100.06	\$25.00	\$2,075.06	41.50%
10.5.2131.4100.321.1120	OFFICE SUPPLIES LESS \$499	\$0.00	\$0.00	\$138.92	(\$138.92)	\$0.00	(\$138.92)	0.00%
10.5.2131.4199.321.1100	PPE/Covid Supplies	\$2,000.00	\$0.00	\$0.00	\$2,000.00	\$0.00	\$2,000.00	100.00%
10.5.2630.7000.321.1100	EQUIPMENT \$500 TO \$4999	\$5,000.00	\$0.00	\$5,782.00	(\$782.00)	\$0.00	(\$782.00)	-15.64%
10.5.2132.3107.322.1100	CONTRACTUAL SERVICES	\$0.00	\$2,050.00	\$19,885.00	(\$19,885.00)	\$0.00	(\$19,885.00)	0.00%
10.5.2140.3107.322.1100	CONTRACTUAL SERVICES	\$0.00	\$2,460.00	\$12,197.50	(\$12,197.50)	\$0.00	(\$12,197.50)	0.00%
10.5.2140.3196.322.1100	CONTRACTUAL RELATED SERVICES	\$0.00	\$0.00	\$5,183.36	(\$5,183.36)	\$0.00	(\$5,183.36)	0.00%
10.5.2140.3100.323.1100	PROFESSIONAL TECHNICAL SERVICE	\$1,800.00	\$0.00	\$0.00	\$1,800.00	\$0.00	\$1,800.00	100.00%
10.5.2570.3400.323.1100	COMMUNICATION-TELEPHONE	\$0.00	\$49.16	\$716.27	(\$716.27)	\$0.00	(\$716.27)	0.00%
10.5.2570.3401.323.1100	COMMUNICATION-POSTAGE	\$0.00	\$0.00	\$120.30	(\$120.30)	\$0.00	(\$120.30)	0.00%
10.5.2140.4100.323.1100	OFFICE SUPPLIES LESS \$499	\$16,000.00	\$0.00	\$2,861.73	\$13,138.27	\$0.00	\$13,138.27	82.11%
10.5.2140.4100.323.1120	OFFICE SUPPLIES LESS \$499	\$0.00	\$0.00	\$2,404.22	(\$2,404.22)	\$0.00	(\$2,404.22)	0.00%
10.5.2150.6400.323.1100	DUES AND FEES	\$0.00	\$0.00	\$685.00	(\$685.00)	\$0.00	(\$685.00)	0.00%
10.5.2140.7000.323.1100	EQUIPMENT \$500 TO \$4999	\$0.00	\$0.00	\$1,470.00	(\$1,470.00)	\$0.00	(\$1,470.00)	0.00%
10.5.2630.7000.323.1100	EQUIPMENT \$500 TO \$4999	\$8,000.00	\$0.00	\$3,743.84	\$4,256.16	\$0.00	\$4,256.16	53.20%
10.5.2630.3050.324.1100	APPS AND SOFTWARE	\$2,000.00	\$0.00	\$0.00	\$2,000.00	\$0.00	\$2,000.00	100.00%
10.5.2132.3100.324.1100	PROFESSIONAL TECHNICAL SERVICE	\$10,250.00	\$0.00	\$0.00	\$10,250.00	\$0.00	\$10,250.00	100.00%
10.5.2132.3107.324.1100	CONTRACTUAL SERVICES	\$0.00	\$8,916.30	\$33,443.10	(\$33,443.10)	\$0.00	(\$33,443.10)	0.00%
10.5.2630.3230.324.1100	REPAIRS AND MAINTENANCE SERVIC	\$500.00	\$0.00	\$0.00	\$500.00	\$0.00	\$500.00	100.00%
10.5.2570.3250.324.1100	ROOM RENTALS	\$2,500.00	\$278.08	\$2,738.74	(\$238.74)	\$0.00	(\$238.74)	-9.55%
10.5.2132.3399.324.1100	TRAVEL LOCAL MILEAGE	\$4,000.00	\$0.00	\$0.00	\$4,000.00	\$0.00	\$4,000.00	100.00%
10.5.2570.3400.324.1100	COMMUNICATION-TELEPHONE	\$0.00	\$49.16	\$705.83	(\$705.83)	\$0.00	(\$705.83)	0.00%
10.5.2570.3401.324.1100	COMMUNICATION-POSTAGE	\$0.00	\$0.00	\$120.27	(\$120.27)	\$0.00	(\$120.27)	0.00%
10.5.1200.4100.324.4993	OFFICE SUPPLIES LESS \$499	\$0.00	\$95.00	\$147.40	(\$147.40)	\$0.00	(\$147.40)	0.00%
10.5.2132.4100.324.1100	OFFICE SUPPLIES LESS \$499	\$4,500.00	\$0.00	\$279.55	\$4,220.45	\$0.00	\$4,220.45	93.79%
10.5.2132.4100.324.1120	OFFICE SUPPLIES LESS \$499	\$0.00	\$0.00	\$679.41	(\$679.41)	\$0.00	(\$679.41)	0.00%
10.5.2132.4199.324.1100	PPE/Covid Supplies	\$1,500.00	\$0.00	\$0.00	\$1,500.00	\$0.00	\$1,500.00	100.00%
10.5.2210.6400.324.1100	DUES AND FEES	\$1,000.00	\$0.00	\$0.00	\$1,000.00	\$0.00	\$1,000.00	100.00%
10.5.2132.7000.324.1100	EQUIPMENT \$500 TO \$4999	\$5,000.00	\$0.00	\$0.00	\$5,000.00	\$0.00	\$5,000.00	100.00%
10.5.2630.7000.324.1100	EQUIPMENT \$500 TO \$4999	\$0.00	\$0.00	\$4,791.99	(\$4,791.99)	\$0.00	(\$4,791.99)	0.00%
10.5.2110.4199.325.1100	PPE/Covid Supplies	\$300.00	\$0.00	\$0.00	\$300.00	\$0.00	\$300.00	100.00%
10.5.2630.3050.326.1100	APPS AND SOFTWARE	\$1,000.00	\$500.00	\$858.20	\$141.80	\$0.00	\$141.80	14.18%
10.5.2150.3107.326.1100	CONTRACTUAL SERVICES	\$10,000.00	\$10,873.00	\$40,966.16	(\$30,966.16)	\$0.00	(\$30,966.16)	-309.66%
10.5.2630.3230.326.1100	REPAIRS AND MAINTENANCE SERVIC	\$800.00	\$0.00	\$535.57	\$264.43	\$0.00	\$264.43	33.05%
10.5.2630.3230.326.1120	REPAIRS AND MAINTENANCE SERVIC	\$0.00	\$0.00	\$518.00	(\$518.00)	\$0.00	(\$518.00)	0.00%
10.5.2150.3399.326.1100	TRAVEL LOCAL MILEAGE	\$1,000.00	\$0.00	\$0.00	\$1,000.00	\$0.00	\$1,000.00	100.00%
10.5.2570.3400.326.1100	COMMUNICATION-TELEPHONE	\$0.00	\$49.16	\$722.73	(\$722.73)	\$0.00	(\$722.73)	0.00%
10.5.2570.3401.326.1100	COMMUNICATION-POSTAGE	\$0.00	\$0.00	\$120.27	(\$120.27)	\$0.00	(\$120.27)	0.00%
10.5.2150.4100.326.1100	OFFICE SUPPLIES LESS \$499	\$5,100.00	\$621.55	\$2,756.59	\$2,343.41	\$0.00	\$2,343.41	45.95%
10.5.2150.4118.326.1100	CURRICULUM	\$0.00	\$0.00	\$174.00	(\$174.00)	\$0.00	(\$174.00)	0.00%
10.5.2150.4199.326.1100	PPE/Covid Supplies	\$1,000.00	\$0.00	\$0.00	\$1,000.00	\$0.00	\$1,000.00	100.00%
10.5.2150.4400.326.1100	PERIODICALS	\$0.00	\$0.00	\$89.95	(\$89.95)	\$0.00	(\$89.95)	0.00%
10.5.2630.7000.326.1100	EQUIPMENT \$500 TO \$4999	\$10,600.00	\$0.00	\$10,531.49	\$68.51	\$0.00	\$68.51	0.65%
10.5.1200.1105.333.1100	STIPENDS- NON CERTIFIED	\$7,000.00	\$0.00	\$0.00	\$7,000.00	\$0.00	\$7,000.00	100.00%
10.5.1020.1000.360.1100	SALARIES, CERTIFIED STAFF	\$0.00	\$0.00	\$720.00	(\$720.00)	\$0.00	(\$720.00)	0.00%
10.5.1020.2140.360.1100	MEDICARE	\$0.00	\$0.00	\$10.44	(\$10.44)	\$0.00	(\$10.44)	0.00%
10.5.1020.3399.360.1100	TRAVEL LOCAL MILEAGE	\$0.00	\$0.00	\$41.50	(\$41.50)	\$0.00	(\$41.50)	0.00%

143

LaGrange Area Dept. of Special Education

Monthly Expenditures

From Date: 3/1/2023

To Date: 3/31/2023

Fiscal Year: 2022-2023

- Subtotal by Collapse Mask
 Include pre encumbrance
 Print accounts with zero balance
 Filter Encumbrance Detail by Date Range
 Exclude Inactive Accounts with zero balance

Account Number	Description	GL Budget	Range To Date	YTD	Balance	Encumbrance	Budget Balance	% Bud
10.5.1342.0000.430.1120	UNDESIGNATED	\$0.00	\$0.00	\$3,023.86	(\$3,023.86)	\$0.00	(\$3,023.86)	0.00%
10.5.2630.3050.430.1100	APPS AND SOFTWARE	\$0.00	\$0.00	\$1,611.90	(\$1,611.90)	\$752.25	(\$2,364.15)	0.00%
10.5.1200.3100.430.1100	PROFESSIONAL TECHNICAL SERVICE	\$0.00	\$0.00	\$70.31	(\$70.31)	\$0.00	(\$70.31)	0.00%
10.5.1200.3107.430.1100	CONTRACTUAL SERVICES	\$0.00	\$0.00	\$1,060.05	(\$1,060.05)	\$0.00	(\$1,060.05)	0.00%
10.5.2630.3150.430.1100	LOW INCIDENT DIAGNOSTIC TESTIN	\$1,800.00	\$0.00	\$0.00	\$1,800.00	\$0.00	\$1,800.00	100.00%
10.5.2630.3230.430.1100	REPAIRS AND MAINTENANCE SERVIC	\$1,350.00	\$0.00	\$900.00	\$450.00	\$0.00	\$450.00	33.33%
10.5.2630.3230.430.1120	REPAIRS AND MAINTENANCE SERVIC	\$0.00	\$0.00	\$120.93	(\$120.93)	\$0.00	(\$120.93)	0.00%
10.5.2570.3250.430.1100	ROOM RENTALS	\$200,000.00	\$0.00	\$0.00	\$200,000.00	\$0.00	\$200,000.00	100.00%
10.5.1200.3310.430.1120	PUPIL TRANSPORTATION	\$0.00	\$0.00	\$266.56	(\$266.56)	\$0.00	(\$266.56)	0.00%
10.5.2550.3310.430.1100	PUPIL TRANSPORTATION	\$8,500.00	\$0.00	\$773.00	\$7,727.00	\$0.00	\$7,727.00	90.91%
10.5.2550.3310.430.1120	PUPIL TRANSPORTATION	\$0.00	\$0.00	\$299.88	(\$299.88)	\$0.00	(\$299.88)	0.00%
10.5.1200.3399.430.1100	TRAVEL LOCAL MILEAGE	\$250.00	\$0.00	\$0.00	\$250.00	\$0.00	\$250.00	100.00%
10.5.1200.4100.430.1100	OFFICE SUPPLIES LESS \$499	\$11,800.00	\$2,069.11	\$4,198.22	\$7,601.78	\$82.97	\$7,518.81	63.72%
10.5.1200.4100.430.1120	OFFICE SUPPLIES LESS \$499	\$0.00	\$0.00	\$240.13	(\$240.13)	\$0.00	(\$240.13)	0.00%
10.5.1200.4100.430.4993	OFFICE SUPPLIES LESS \$499	\$0.00	\$0.00	\$5,304.73	(\$5,304.73)	\$0.00	(\$5,304.73)	0.00%
10.5.2630.4100.430.1120	OFFICE SUPPLIES LESS \$499	\$0.00	\$0.00	\$7.64	(\$7.64)	\$0.00	(\$7.64)	0.00%
10.5.2130.4103.430.1100	MEDICAL SUPPLIES	\$100.00	\$0.00	\$0.00	\$100.00	\$0.00	\$100.00	100.00%
10.5.1200.4104.430.1100	INK	\$5,000.00	\$0.00	\$1,807.45	\$3,192.55	\$0.00	\$3,192.55	63.85%
10.5.1200.4118.430.1100	CURRICULUM	\$27,713.00	\$1,246.89	\$22,485.76	\$5,227.24	\$0.00	\$5,227.24	18.86%
10.5.1200.4120.430.1100	CLASSROOM MATERIALS 1	\$800.00	\$9.73	\$358.28	\$441.72	\$0.00	\$441.72	55.22%
10.5.1200.4121.430.1100	CLASSROOM MATERIALS 2	\$800.00	\$0.00	\$418.00	\$382.00	\$0.00	\$382.00	47.75%
10.5.1200.4122.430.1100	CLASSROOM MATERIALS 3	\$1,320.00	\$0.00	\$726.79	\$593.21	\$0.00	\$593.21	44.94%
10.5.1200.4122.430.1120	CLASSROOM MATERIALS 3	\$0.00	\$0.00	\$39.15	(\$39.15)	\$0.00	(\$39.15)	0.00%
10.5.1200.4122.430.4993	CLASSROOM MATERIALS 3	\$0.00	\$0.00	\$376.73	(\$376.73)	\$0.00	(\$376.73)	0.00%
10.5.1200.4123.430.1100	CLASSROOM MATERIALS 4	\$860.00	\$27.64	\$866.89	(\$6.89)	\$0.00	(\$6.89)	-0.80%
10.5.1200.4124.430.1100	CLASSROOM MATERIALS 5	\$800.00	\$289.70	\$805.84	(\$5.84)	\$0.00	(\$5.84)	-0.73%
10.5.1200.4125.430.1100	CLASSROOM MATERIALS 6	\$900.00	\$202.51	\$903.08	(\$3.08)	\$174.91	(\$177.99)	-19.78%
10.5.1200.4126.430.1100	CLASSROOM MATERIALS 7	\$850.00	\$160.23	\$612.62	\$237.38	\$0.00	\$237.38	27.93%
10.5.1200.4127.430.1100	CLASSROOM MATERIALS 8	\$1,465.00	\$0.00	\$868.70	\$596.30	\$0.00	\$596.30	40.70%
10.5.1200.4128.430.1100	CLASSROOM MATERIALS 9	\$800.00	\$28.97	\$236.07	\$563.93	\$0.00	\$563.93	70.49%
10.5.1200.4129.430.1100	CLASSROOM MATERIALS 10	\$600.00	\$0.00	\$473.00	\$127.00	\$586.42	(\$459.42)	-76.57%
10.5.1200.4199.430.1100	PPE/Covid Supplies	\$2,500.00	\$0.00	\$0.00	\$2,500.00	\$0.00	\$2,500.00	100.00%
10.5.1200.5400.430.4993	EQUIPMENT OVER \$5,000	\$0.00	\$0.00	\$5,588.92	(\$5,588.92)	\$0.00	(\$5,588.92)	0.00%
10.5.2630.7000.430.1100	EQUIPMENT \$500 TO \$4999	\$14,860.00	\$0.00	\$4,958.60	\$9,901.40	\$0.00	\$9,901.40	66.63%
10.5.2630.3050.436.1100	APPS AND SOFTWARE	\$0.00	\$0.00	\$1,432.80	(\$1,432.80)	\$752.25	(\$2,185.05)	0.00%
10.5.2215.3099.436.1100	INFINITEC FLOW-FEE	\$1,350.00	\$0.00	\$0.00	\$1,350.00	\$0.00	\$1,350.00	100.00%
10.5.1200.3100.436.1100	PROFESSIONAL TECHNICAL SERVICE	\$0.00	\$0.00	\$338.61	(\$338.61)	\$0.00	(\$338.61)	0.00%
10.5.2210.3100.436.4993	PROFESSIONAL TECHNICAL SERVICE	\$0.00	\$0.00	\$5,417.50	(\$5,417.50)	\$0.00	(\$5,417.50)	0.00%
10.5.1200.3107.436.1100	CONTRACTUAL SERVICES	\$0.00	\$120.00	\$1,072.00	(\$1,072.00)	\$0.00	(\$1,072.00)	0.00%
10.5.1200.3196.436.1100	CONTRACTUAL RELATED SERVICES	\$0.00	\$0.00	\$1,931.35	(\$1,931.35)	\$0.00	(\$1,931.35)	0.00%
10.5.1200.3230.436.1100	REPAIRS AND MAINTENANCE SERVIC	\$2,500.00	\$0.00	\$0.00	\$2,500.00	\$0.00	\$2,500.00	100.00%
10.5.2630.3230.436.1100	REPAIRS AND MAINTENANCE SERVIC	\$0.00	\$0.00	\$373.29	(\$373.29)	\$0.00	(\$373.29)	0.00%
10.5.2570.3250.436.1100	ROOM RENTALS	\$150,000.00	\$252.80	\$2,489.76	\$147,510.24	\$0.00	\$147,510.24	98.34%
10.5.1200.3310.436.1120	PUPIL TRANSPORTATION	\$0.00	\$0.00	\$599.76	(\$599.76)	\$0.00	(\$599.76)	0.00%
10.5.2550.3310.436.1100	PUPIL TRANSPORTATION	\$6,600.00	\$0.00	\$723.00	\$5,877.00	\$0.00	\$5,877.00	89.05%
10.5.1200.3399.436.1100	TRAVEL LOCAL MILEAGE	\$2,250.00	\$0.00	\$124.60	\$2,125.40	\$0.00	\$2,125.40	94.46%
10.5.2570.3400.436.1100	COMMUNICATION-TELEPHONE	\$750.00	\$147.50	\$2,179.75	(\$1,429.75)	\$0.00	(\$1,429.75)	-190.63%
10.5.2570.3401.436.1100	COMMUNICATION-POSTAGE	\$0.00	\$0.00	\$140.32	(\$140.32)	\$0.00	(\$140.32)	0.00%
10.5.1200.4100.436.1100	OFFICE SUPPLIES LESS \$499	\$7,000.00	\$983.20	\$2,759.47	\$4,240.53	\$71.85	\$4,168.68	59.55%
10.5.1200.4100.436.1120	OFFICE SUPPLIES LESS \$499	\$0.00	\$0.00	\$111.74	(\$111.74)	\$0.00	(\$111.74)	0.00%

144

LaGrange Area Dept. of Special Education

Monthly Expenditures

From Date: 3/1/2023

To Date: 3/31/2023

Fiscal Year: 2022-2023

- Subtotal by Collapse Mask
 Include pre encumbrance
 Print accounts with zero balance
 Filter Encumbrance Detail by Date Range
 Exclude Inactive Accounts with zero balance

Account Number	Description	GL Budget	Range To Date	YTD	Balance	Encumbrance	Budget Balance	% Bud
10.5.1200.4100.436.4993	OFFICE SUPPLIES LESS \$499	\$0.00	\$0.00	\$15,309.45	(\$15,309.45)	\$1,030.66	(\$16,340.11)	0.00%
10.5.2215.4100.436.1100	OFFICE SUPPLIES LESS \$499	\$0.00	\$0.00	\$76.84	(\$76.84)	\$0.00	(\$76.84)	0.00%
10.5.1200.4103.436.1100	MEDICAL SUPPLIES	\$2,500.00	\$303.90	\$1,048.17	\$1,451.83	\$13.20	\$1,438.63	57.55%
10.5.1200.4103.436.1120	MEDICAL SUPPLIES	\$0.00	\$0.00	\$167.36	(\$167.36)	\$0.00	(\$167.36)	0.00%
10.5.1200.4104.436.1100	INK	\$7,000.00	\$0.00	\$1,628.31	\$5,371.69	\$62.78	\$5,308.91	75.84%
10.5.1200.4118.436.1100	CURRICULUM	\$13,000.00	\$456.00	\$11,268.53	\$1,731.47	\$10,536.58	(\$8,805.11)	-67.73%
10.5.1200.4120.436.1100	CLASSROOM MATERIALS 1	\$800.00	\$121.84	\$639.74	\$160.26	\$0.00	\$160.26	20.03%
10.5.1200.4121.436.1100	CLASSROOM MATERIALS 2	\$800.00	\$134.21	\$610.60	\$189.40	\$10.98	\$178.42	22.30%
10.5.1200.4122.436.1100	CLASSROOM MATERIALS 3	\$800.00	\$113.24	\$113.24	\$686.76	\$373.91	\$312.85	39.11%
10.5.1200.4122.436.1120	CLASSROOM MATERIALS 3	\$0.00	\$0.00	\$49.76	(\$49.76)	\$0.00	(\$49.76)	0.00%
10.5.1200.4123.436.1100	CLASSROOM MATERIALS 4	\$800.00	\$242.46	\$738.89	\$61.11	\$0.00	\$61.11	7.64%
10.5.1200.4123.436.1120	CLASSROOM MATERIALS 4	\$0.00	\$0.00	\$101.76	(\$101.76)	\$0.00	(\$101.76)	0.00%
10.5.1200.4124.436.1100	CLASSROOM MATERIALS 5	\$800.00	(\$929.76)	\$485.07	\$314.93	\$100.28	\$214.65	26.83%
10.5.1200.4125.436.1100	CLASSROOM MATERIALS 6	\$800.00	\$33.90	\$593.30	\$206.70	\$0.00	\$206.70	25.84%
10.5.1200.4126.436.1100	CLASSROOM MATERIALS 7	\$800.00	\$140.50	\$375.44	\$424.56	\$31.95	\$392.61	49.08%
10.5.1200.4127.436.1100	CLASSROOM MATERIALS 8	\$800.00	\$126.80	\$793.88	\$6.12	\$0.00	\$6.12	0.77%
10.5.1200.4128.436.1100	CLASSROOM MATERIALS 9	\$800.00	\$118.97	\$470.46	\$329.54	\$0.00	\$329.54	41.19%
10.5.1200.4129.436.1100	CLASSROOM MATERIALS 10	\$800.00	\$0.00	\$0.00	\$800.00	\$0.00	\$800.00	100.00%
10.5.1200.4199.436.1100	PPE/Covid Supplies	\$3,000.00	\$0.00	\$0.00	\$3,000.00	\$0.00	\$3,000.00	100.00%
10.5.2215.4700.436.1100	SYSTEMS SOFTWARE	\$250.00	\$0.00	\$0.00	\$250.00	\$0.00	\$250.00	100.00%
10.5.2210.6400.436.1100	DUES AND FEES	\$425.00	\$0.00	\$0.00	\$425.00	\$0.00	\$425.00	100.00%
10.5.1200.7000.436.4993	EQUIPMENT \$500 TO \$4999	\$0.00	\$0.00	\$2,165.38	(\$2,165.38)	\$0.00	(\$2,165.38)	0.00%
10.5.2630.7000.436.1100	EQUIPMENT \$500 TO \$4999	\$9,900.00	\$0.00	\$8,295.99	\$1,604.01	\$0.00	\$1,604.01	16.20%
10.5.1342.0000.440.1120	UNDESIGNATED	\$0.00	\$0.00	\$9,100.24	(\$9,100.24)	\$0.00	(\$9,100.24)	0.00%
10.5.2630.3230.440.1100	REPAIRS AND MAINTENANCE SERVIC	\$200.00	\$0.00	\$0.00	\$200.00	\$0.00	\$200.00	100.00%
10.5.2570.3250.440.1100	ROOM RENTALS	\$17,500.00	\$0.00	\$0.00	\$17,500.00	\$0.00	\$17,500.00	100.00%
10.5.1200.3399.440.1100	TRAVEL LOCAL MILEAGE	\$200.00	\$0.00	\$0.00	\$200.00	\$0.00	\$200.00	100.00%
10.5.1200.4100.440.1100	OFFICE SUPPLIES LESS \$499	\$700.00	\$0.00	\$299.45	\$400.55	\$0.00	\$400.55	57.22%
10.5.1200.4104.440.1100	INK	\$500.00	\$0.00	\$229.61	\$270.39	\$0.00	\$270.39	54.08%
10.5.1200.4118.440.1100	CURRICULUM	\$1,000.00	\$0.00	\$1,038.70	(\$38.70)	\$0.00	(\$38.70)	-3.87%
10.5.3705.4118.440.2100	CURRICULUM	\$0.00	\$0.00	\$1,800.00	(\$1,800.00)	\$0.00	(\$1,800.00)	0.00%
10.5.1200.4120.440.1100	CLASSROOM MATERIALS 1	\$500.00	\$0.00	\$253.25	\$246.75	\$0.00	\$246.75	49.35%
10.5.1200.4199.440.1100	PPE/Covid Supplies	\$600.00	\$0.00	\$0.00	\$600.00	\$0.00	\$600.00	100.00%
10.5.2630.7000.440.1100	EQUIPMENT \$500 TO \$4999	\$1,000.00	\$0.00	\$0.00	\$1,000.00	\$0.00	\$1,000.00	100.00%
10.5.2630.3230.445.1100	REPAIRS AND MAINTENANCE SERVIC	\$200.00	\$0.00	\$0.00	\$200.00	\$0.00	\$200.00	100.00%
10.5.2630.3230.445.1120	REPAIRS AND MAINTENANCE SERVIC	\$0.00	\$0.00	\$15.82	(\$15.82)	\$0.00	(\$15.82)	0.00%
10.5.2570.3250.445.1100	ROOM RENTALS	\$21,911.19	\$0.00	\$0.00	\$21,911.19	\$0.00	\$21,911.19	100.00%
10.5.2150.3399.445.1100	TRAVEL LOCAL MILEAGE	\$300.00	\$0.00	\$0.00	\$300.00	\$0.00	\$300.00	100.00%
10.5.1200.4100.445.1100	OFFICE SUPPLIES LESS \$499	\$1,000.00	\$545.53	\$933.27	\$66.73	\$0.00	\$66.73	6.67%
10.5.1200.4104.445.1100	INK	\$1,300.00	\$0.00	\$0.00	\$1,300.00	\$0.00	\$1,300.00	100.00%
10.5.1200.4199.445.1100	PPE/Covid Supplies	\$600.00	\$0.00	\$0.00	\$600.00	\$0.00	\$600.00	100.00%
10.5.2630.7000.445.1100	EQUIPMENT \$500 TO \$4999	\$800.00	\$0.00	\$0.00	\$800.00	\$0.00	\$800.00	100.00%
10.5.1342.0000.453.1120	UNDESIGNATED	\$0.00	\$0.00	\$75,653.75	(\$75,653.75)	\$0.00	(\$75,653.75)	0.00%
10.5.2630.3050.453.1100	APPS AND SOFTWARE	\$0.00	\$0.00	\$142.56	(\$142.56)	\$0.00	(\$142.56)	0.00%
10.5.1200.3104.453.1100	MIS SERVICES	\$0.00	\$0.00	\$2,413.12	(\$2,413.12)	\$0.00	(\$2,413.12)	0.00%
10.5.1200.3107.453.1100	CONTRACTUAL SERVICES	\$0.00	\$0.00	\$3,494.09	(\$3,494.09)	\$0.00	(\$3,494.09)	0.00%
10.5.1200.3107.453.1120	CONTRACTUAL SERVICES	\$0.00	\$0.00	\$149.81	(\$149.81)	\$0.00	(\$149.81)	0.00%
10.5.1200.3230.453.1100	REPAIRS AND MAINTENANCE SERVIC	\$0.00	\$0.00	\$425.00	(\$425.00)	\$0.00	(\$425.00)	0.00%
10.5.2630.3230.453.1100	REPAIRS AND MAINTENANCE SERVIC	\$1,500.00	\$0.00	\$207.54	\$1,292.46	\$0.00	\$1,292.46	86.16%
10.5.2630.3230.453.1120	REPAIRS AND MAINTENANCE SERVIC	\$0.00	\$0.00	\$242.72	(\$242.72)	\$0.00	(\$242.72)	0.00%

145

LaGrange Area Dept. of Special Education

Monthly Expenditures

From Date: 3/1/2023

To Date: 3/31/2023

Fiscal Year: 2022-2023

- Subtotal by Collapse Mask
 Include pre encumbrance
 Print accounts with zero balance
 Filter Encumbrance Detail by Date Range
 Exclude Inactive Accounts with zero balance

Account Number	Description	GL Budget	Range To Date	YTD	Balance	Encumbrance	Budget Balance	% Bud
10.5.2570.3250.453.1100	ROOM RENTALS	\$130,000.00	\$0.00	\$0.00	\$130,000.00	\$0.00	\$130,000.00	100.00%
10.5.1200.3310.453.1100	PUPIL TRANSPORTATION	\$0.00	\$0.00	\$52.65	(\$52.65)	\$0.00	(\$52.65)	0.00%
10.5.2550.3310.453.1100	PUPIL TRANSPORTATION	\$7,200.00	\$2,608.38	\$5,417.85	\$1,782.15	\$0.00	\$1,782.15	24.75%
10.5.2550.3310.453.1120	PUPIL TRANSPORTATION	\$0.00	\$0.00	\$733.04	(\$733.04)	\$0.00	(\$733.04)	0.00%
10.5.2550.3310.453.4993	PUPIL TRANSPORTATION	\$0.00	\$0.00	\$14,764.38	(\$14,764.38)	\$0.00	(\$14,764.38)	0.00%
10.5.1200.3399.453.1100	TRAVEL LOCAL MILEAGE	\$1,000.00	\$0.00	\$0.00	\$1,000.00	\$0.00	\$1,000.00	100.00%
10.5.2570.3400.453.1100	COMMUNICATION-TELEPHONE	\$2,100.00	\$147.44	\$2,118.61	(\$18.61)	\$0.00	(\$18.61)	-0.89%
10.5.2570.3401.453.1100	COMMUNICATION-POSTAGE	\$0.00	\$0.00	\$120.27	(\$120.27)	\$0.00	(\$120.27)	0.00%
10.5.2630.3900.453.1100	SOFTWARE LICENSES	\$1,500.00	\$0.00	\$5.29	\$1,494.71	\$0.00	\$1,494.71	99.65%
10.5.2630.3900.453.1120	SOFTWARE LICENSES	\$0.00	\$0.00	\$304.00	(\$304.00)	\$0.00	(\$304.00)	0.00%
10.5.1200.4100.453.1100	OFFICE SUPPLIES LESS \$499	\$15,000.00	\$614.94	\$7,069.41	\$7,930.59	\$1,584.92	\$6,345.67	42.30%
10.5.1200.4100.453.1120	OFFICE SUPPLIES LESS \$499	\$0.00	\$0.00	\$934.80	(\$934.80)	\$0.00	(\$934.80)	0.00%
10.5.1200.4100.453.4993	OFFICE SUPPLIES LESS \$499	\$0.00	\$571.20	\$6,383.78	(\$6,383.78)	\$378.00	(\$6,761.78)	0.00%
10.5.1200.4104.453.1100	INK	\$1,500.00	\$92.99	\$185.98	\$1,314.02	\$0.00	\$1,314.02	87.60%
10.5.1200.4118.453.1100	CURRICULUM	\$7,500.00	\$0.00	\$6,032.82	\$1,467.18	\$123.12	\$1,344.06	17.92%
10.5.1200.4118.453.4993	CURRICULUM	\$0.00	\$0.00	\$1,292.16	(\$1,292.16)	\$0.00	(\$1,292.16)	0.00%
10.5.1200.4120.453.1100	CLASSROOM MATERIALS 1	\$0.00	\$0.00	\$94.19	(\$94.19)	\$0.00	(\$94.19)	0.00%
10.5.1200.4199.453.1100	PPE/Covid Supplies	\$2,200.00	\$0.00	\$0.00	\$2,200.00	\$0.00	\$2,200.00	100.00%
10.5.1200.6400.453.1100	DUES AND FEES	\$4,158.00	\$0.00	\$5,040.00	(\$882.00)	\$0.00	(\$882.00)	-21.21%
10.5.1200.7000.453.4993	EQUIPMENT \$500 TO \$4999	\$0.00	\$0.00	\$5,400.00	(\$5,400.00)	\$0.00	(\$5,400.00)	0.00%
10.5.2630.7000.453.1100	EQUIPMENT \$500 TO \$4999	\$5,800.00	\$0.00	\$7,396.70	(\$1,596.70)	\$0.00	(\$1,596.70)	-27.53%
10.5.1322.1000.454.1110	SALARIES, CERTIFIED STAFF	\$0.00	\$0.00	\$13,928.07	(\$13,928.07)	\$0.00	(\$13,928.07)	0.00%
10.5.1322.2110.454.1110	TEACHER'S RETIREMENT (TRS)	\$0.00	\$0.00	\$174.10	(\$174.10)	\$0.00	(\$174.10)	0.00%
10.5.1322.2130.454.1110	FICA	\$0.00	\$0.00	\$59.52	(\$59.52)	\$0.00	(\$59.52)	0.00%
10.5.1322.2140.454.1110	MEDICARE	\$0.00	\$0.00	\$197.08	(\$197.08)	\$0.00	(\$197.08)	0.00%
10.5.2410.3100.454.1100	PROFESSIONAL TECHNICAL SERVICE	\$100.00	\$0.00	\$0.00	\$100.00	\$0.00	\$100.00	100.00%
10.5.1200.3230.454.1100	REPAIRS AND MAINTENANCE SERVIC	\$0.00	\$0.00	\$75.00	(\$75.00)	\$0.00	(\$75.00)	0.00%
10.5.2630.3230.454.1100	REPAIRS AND MAINTENANCE SERVIC	\$500.00	\$0.00	\$0.00	\$500.00	\$0.00	\$500.00	100.00%
10.5.1200.3399.454.1100	TRAVEL LOCAL MILEAGE	\$5,000.00	\$0.00	\$0.00	\$5,000.00	\$0.00	\$5,000.00	100.00%
10.5.2570.3400.454.1100	COMMUNICATION-TELEPHONE	\$2,100.00	\$0.00	\$0.00	\$2,100.00	\$0.00	\$2,100.00	100.00%
10.5.2570.3401.454.1100	COMMUNICATION-POSTAGE	\$0.00	\$0.00	\$120.27	(\$120.27)	\$0.00	(\$120.27)	0.00%
10.5.1200.4100.454.1100	OFFICE SUPPLIES LESS \$499	\$1,500.00	\$264.46	\$1,524.12	(\$24.12)	\$109.89	(\$134.01)	-8.93%
10.5.1200.7000.454.1100	EQUIPMENT \$500 TO \$4999	\$0.00	\$0.00	\$3,596.00	(\$3,596.00)	\$0.00	(\$3,596.00)	0.00%
10.5.2630.7000.454.1100	EQUIPMENT \$500 TO \$4999	\$1,600.00	\$0.00	\$0.00	\$1,600.00	\$0.00	\$1,600.00	100.00%
10.5.2630.3050.455.1100	APPS AND SOFTWARE	\$300.00	\$0.00	\$0.00	\$300.00	\$0.00	\$300.00	100.00%
10.5.1200.3104.455.1100	MIS SERVICES	\$0.00	\$0.00	\$2,249.52	(\$2,249.52)	\$0.00	(\$2,249.52)	0.00%
10.5.2540.3104.455.1100	MIS SERVICES	\$500.00	\$0.00	\$0.00	\$500.00	\$0.00	\$500.00	100.00%
10.5.1200.3107.455.1100	CONTRACTUAL SERVICES	\$0.00	\$0.00	\$2,856.43	(\$2,856.43)	\$0.00	(\$2,856.43)	0.00%
10.5.2540.3210.455.1100	PROPERTY SERVICES-DISPOSAL	\$500.00	\$0.00	\$0.00	\$500.00	\$0.00	\$500.00	100.00%
10.5.1200.3230.455.1100	REPAIRS AND MAINTENANCE SERVICE	\$0.00	\$0.00	\$478.99	(\$478.99)	\$0.00	(\$478.99)	0.00%
10.5.1200.3230.455.1120	REPAIRS AND MAINTENANCE SERVIC	\$0.00	\$0.00	\$16.99	(\$16.99)	\$0.00	(\$16.99)	0.00%
10.5.2630.3230.455.1100	REPAIRS AND MAINTENANCE SERVIC	\$1,500.00	\$0.00	\$0.00	\$1,500.00	\$0.00	\$1,500.00	100.00%
10.5.2570.3250.455.1100	ROOM RENTALS	\$68,785.46	\$0.00	\$0.00	\$68,785.46	\$0.00	\$68,785.46	100.00%
10.5.1200.3310.455.1100	PUPIL TRANSPORTATION	\$0.00	\$0.00	\$216.90	(\$216.90)	\$0.00	(\$216.90)	0.00%
10.5.2550.3310.455.1100	PUPIL TRANSPORTATION	\$4,000.00	\$289.20	\$777.23	\$3,222.77	\$0.00	\$3,222.77	80.57%
10.5.2550.3310.455.1120	PUPIL TRANSPORTATION	\$0.00	\$0.00	\$299.88	(\$299.88)	\$0.00	(\$299.88)	0.00%
10.5.1200.3399.455.1100	TRAVEL LOCAL MILEAGE	\$500.00	\$0.00	\$0.00	\$500.00	\$0.00	\$500.00	100.00%
10.5.2540.3400.455.1100	COMMUNICATION-TELEPHONE	\$500.00	\$0.00	\$0.00	\$500.00	\$0.00	\$500.00	100.00%
10.5.2540.3401.455.1100	COMMUNICATION-POSTAGE	\$500.00	\$0.00	\$0.00	\$500.00	\$0.00	\$500.00	100.00%
10.5.2540.3700.455.1100	PROPERTY SERVICES-WATER SERVIC	\$1,000.00	\$0.00	\$0.00	\$1,000.00	\$0.00	\$1,000.00	100.00%

146

LaGrange Area Dept. of Special Education

Monthly Expenditures

From Date: 3/1/2023

To Date: 3/31/2023

Fiscal Year: 2022-2023

- Subtotal by Collapse Mask
 Include pre encumbrance
 Print accounts with zero balance
 Filter Encumbrance Detail by Date Range
 Exclude Inactive Accounts with zero balance

Account Number	Description	GL Budget	Range To Date	YTD	Balance	Encumbrance	Budget Balance	% Bud
10.5.1200.4100.455.1100	OFFICE SUPPLIES LESS \$499	\$6,000.00	\$227.01	\$5,198.33	\$801.67	\$88.31	\$713.36	11.89%
10.5.1200.4100.455.1120	OFFICE SUPPLIES LESS \$499	\$0.00	\$0.00	\$492.56	(\$492.56)	\$0.00	(\$492.56)	0.00%
10.5.1200.4100.455.4993	OFFICE SUPPLIES LESS \$499	\$0.00	\$0.00	\$677.21	(\$677.21)	\$0.00	(\$677.21)	0.00%
10.5.1322.4100.455.1100	OFFICE SUPPLIES LESS \$499	\$0.00	\$0.00	\$59.17	(\$59.17)	\$0.00	(\$59.17)	0.00%
10.5.1200.4104.455.1100	INK	\$2,500.00	\$0.00	\$0.00	\$2,500.00	\$0.00	\$2,500.00	100.00%
10.5.1200.4118.455.1000	CURRICULUM	\$0.00	\$0.00	\$69.52	(\$69.52)	\$0.00	(\$69.52)	0.00%
10.5.1200.4118.455.1100	CURRICULUM	\$3,000.00	\$0.00	\$67.98	\$2,932.02	\$0.00	\$2,932.02	97.73%
10.5.1200.4118.455.1120	CURRICULUM	\$0.00	\$0.00	\$31.37	(\$31.37)	\$0.00	(\$31.37)	0.00%
10.5.1200.4118.455.4993	CURRICULUM	\$0.00	\$0.00	\$0.00	\$0.00	\$1,018.00	(\$1,018.00)	0.00%
10.5.1200.4120.455.1100	CLASSROOM MATERIALS 1	\$0.00	\$0.00	\$33.78	(\$33.78)	\$0.00	(\$33.78)	0.00%
10.5.1200.6400.455.1100	DUES AND FEES	\$2,200.00	\$0.00	\$1,260.00	\$940.00	\$0.00	\$940.00	42.73%
10.5.1200.7000.455.1100	EQUIPMENT \$500 TO \$4999	\$0.00	\$0.00	\$899.99	(\$899.99)	\$0.00	(\$899.99)	0.00%
10.5.2630.7000.455.1100	EQUIPMENT \$500 TO \$4999	\$4,000.00	\$0.00	\$0.00	\$4,000.00	\$0.00	\$4,000.00	100.00%
10.5.1400.1100.459.6220	SALARIES, NON CERTIFIED STAFF	\$0.00	\$2,868.42	\$20,078.94	(\$20,078.94)	\$14,342.16	(\$34,421.10)	0.00%
10.5.4950.1104.459.6100	AIDE SALARIES	\$0.00	\$97.50	\$1,125.50	(\$1,125.50)	\$0.00	(\$1,125.50)	0.00%
10.5.1400.2120.459.6220	MUNICIPAL RETIREMENT	\$0.00	\$64.54	\$451.78	(\$451.78)	\$32.27	(\$484.05)	0.00%
10.5.1400.2130.459.6220	FICA	\$0.00	\$171.78	\$1,204.22	(\$1,204.22)	\$85.89	(\$1,290.11)	0.00%
10.5.1400.2140.459.6220	MEDICARE	\$0.00	\$40.18	\$281.66	(\$281.66)	\$20.09	(\$301.75)	0.00%
10.5.1400.2210.459.6220	LIFE INSURANCE	\$0.00	\$4.60	\$32.20	(\$32.20)	\$2.30	(\$34.50)	0.00%
10.5.1400.2220.459.6220	MEDICAL INSURANCE	\$0.00	\$706.98	\$5,215.34	(\$5,215.34)	\$353.49	(\$5,568.83)	0.00%
10.5.1400.2230.459.6220	DENTAL INSURANCE	\$0.00	\$46.52	\$325.64	(\$325.64)	\$23.26	(\$348.90)	0.00%
10.5.1400.3230.459.1100	REPAIRS AND MAINTENANCE SERVIC	\$1,000.00	\$0.00	\$0.00	\$1,000.00	\$0.00	\$1,000.00	100.00%
10.5.1400.3250.459.1100	ROOM RENTALS	\$0.00	\$0.00	\$7,000.00	(\$7,000.00)	\$0.00	(\$7,000.00)	0.00%
10.5.1400.3310.459.1100	PUPIL TRANSPORTATION	\$3,000.00	\$0.00	\$0.00	\$3,000.00	\$0.00	\$3,000.00	100.00%
10.5.1400.4100.459.1100	OFFICE SUPPLIES LESS \$499	\$4,000.00	\$0.00	\$15.25	\$3,984.75	\$9.18	\$3,975.57	99.39%
10.5.1400.4100.459.6100	OFFICE SUPPLIES LESS \$499	\$0.00	\$0.00	(\$1,000.00)	\$1,000.00	\$0.00	\$1,000.00	0.00%
10.5.1400.4199.459.1100	PPE/Covid Supplies	\$500.00	\$0.00	\$0.00	\$500.00	\$0.00	\$500.00	100.00%
10.5.1400.7000.459.1100	EQUIPMENT \$500 TO \$4999	\$7,500.00	\$0.00	\$0.00	\$7,500.00	\$0.00	\$7,500.00	100.00%
10.5.2630.7000.459.1100	EQUIPMENT \$500 TO \$4999	\$0.00	\$0.00	\$3,476.99	(\$3,476.99)	\$0.00	(\$3,476.99)	0.00%
10.5.2140.1000.470.1100	SALARIES, CERTIFIED STAFF	\$0.00	\$0.00	\$100.00	(\$100.00)	\$0.00	(\$100.00)	0.00%
10.5.2140.1000.470.1110	SALARIES, CERTIFIED STAFF	\$0.00	\$0.00	\$7,711.20	(\$7,711.20)	\$0.00	(\$7,711.20)	0.00%
10.5.2150.1000.470.1110	SALARIES, CERTIFIED STAFF	\$0.00	\$0.00	\$2,490.00	(\$2,490.00)	\$0.00	(\$2,490.00)	0.00%
10.5.2410.1000.470.1110	SALARIES, CERTIFIED STAFF	\$120,000.00	\$0.00	\$0.00	\$120,000.00	\$0.00	\$120,000.00	100.00%
10.5.1200.1005.470.1110	STIPENDS-CERTIFIED	\$20,000.00	\$0.00	\$0.00	\$20,000.00	\$0.00	\$20,000.00	100.00%
10.5.1200.1100.470.1110	SALARIES, NON CERTIFIED STAFF	\$75,000.00	\$0.00	\$0.00	\$75,000.00	\$0.00	\$75,000.00	100.00%
10.5.2130.1100.470.1110	SALARIES, NON CERTIFIED STAFF	\$0.00	\$0.00	\$4,740.00	(\$4,740.00)	\$0.00	(\$4,740.00)	0.00%
10.5.2131.1100.470.1100	SALARIES, NON CERTIFIED STAFF	\$0.00	\$0.00	\$330.00	(\$330.00)	\$0.00	(\$330.00)	0.00%
10.5.2131.1100.470.1110	SALARIES, NON CERTIFIED STAFF	\$0.00	\$0.00	\$3,680.00	(\$3,680.00)	\$0.00	(\$3,680.00)	0.00%
10.5.2132.1100.470.1100	SALARIES, NON CERTIFIED STAFF	\$0.00	\$0.00	\$40.00	(\$40.00)	\$0.00	(\$40.00)	0.00%
10.5.2140.1100.470.1100	SALARIES, NON CERTIFIED STAFF	\$0.00	\$0.00	\$970.00	(\$970.00)	\$0.00	(\$970.00)	0.00%
10.5.2610.1100.470.1110	SALARIES, NON CERTIFIED STAFF	\$6,500.00	\$0.00	\$0.00	\$6,500.00	\$0.00	\$6,500.00	100.00%
10.5.1322.1105.470.1100	STIPENDS- NON CERTIFIED	\$0.00	\$0.00	\$7,300.00	(\$7,300.00)	\$0.00	(\$7,300.00)	0.00%
10.5.1200.2110.470.1110	TEACHER'S RETIREMENT (TRS)	\$142.00	\$0.00	\$0.00	\$142.00	\$0.00	\$142.00	100.00%
10.5.2140.2110.470.1100	TEACHER'S RETIREMENT (TRS)	\$0.00	\$0.00	\$12.13	(\$12.13)	\$0.00	(\$12.13)	0.00%
10.5.2140.2110.470.1110	TEACHER'S RETIREMENT (TRS)	\$0.00	\$0.00	\$271.47	(\$271.47)	\$0.00	(\$271.47)	0.00%
10.5.2150.2110.470.1110	TEACHER'S RETIREMENT (TRS)	\$0.00	\$0.00	\$23.38	(\$23.38)	\$0.00	(\$23.38)	0.00%
10.5.2410.2110.470.1110	TEACHER'S RETIREMENT (TRS)	\$20,000.00	\$0.00	\$0.00	\$20,000.00	\$0.00	\$20,000.00	100.00%
10.5.1200.2120.470.1110	MUNICIPAL RETIREMENT	\$24,290.00	\$0.00	\$0.00	\$24,290.00	\$0.00	\$24,290.00	100.00%
10.5.1322.2120.470.1100	MUNICIPAL RETIREMENT	\$0.00	\$0.00	\$33.95	(\$33.95)	\$0.00	(\$33.95)	0.00%
10.5.2130.2120.470.1110	MUNICIPAL RETIREMENT	\$0.00	\$0.00	\$68.40	(\$68.40)	\$0.00	(\$68.40)	0.00%

147

LaGrange Area Dept. of Special Education

Monthly Expenditures

From Date: 3/1/2023

To Date: 3/31/2023

Fiscal Year: 2022-2023

- Subtotal by Collapse Mask
 Include pre encumbrance
 Print accounts with zero balance
 Filter Encumbrance Detail by Date Range
 Exclude Inactive Accounts with zero balance

Account Number	Description	GL Budget	Range To Date	YTD	Balance	Encumbrance	Budget Balance	% Bud
10.5.2131.2120.470.1100	MUNICIPAL RETIREMENT	\$0.00	\$0.00	\$7.42	(\$7.42)	\$0.00	(\$7.42)	0.00%
10.5.2131.2120.470.1110	MUNICIPAL RETIREMENT	\$0.00	\$0.00	\$82.81	(\$82.81)	\$0.00	(\$82.81)	0.00%
10.5.2132.2120.470.1100	MUNICIPAL RETIREMENT	\$0.00	\$0.00	\$0.90	(\$0.90)	\$0.00	(\$0.90)	0.00%
10.5.2610.2120.470.1110	MUNICIPAL RETIREMENT	\$624.00	\$0.00	\$0.00	\$624.00	\$0.00	\$624.00	100.00%
10.5.1200.2130.470.1110	FICA	\$74.00	\$0.00	\$0.00	\$74.00	\$0.00	\$74.00	100.00%
10.5.1322.2130.470.1100	FICA	\$0.00	\$0.00	\$452.60	(\$452.60)	\$0.00	(\$452.60)	0.00%
10.5.2130.2130.470.1110	FICA	\$0.00	\$0.00	\$293.88	(\$293.88)	\$0.00	(\$293.88)	0.00%
10.5.2131.2130.470.1100	FICA	\$0.00	\$0.00	\$19.13	(\$19.13)	\$0.00	(\$19.13)	0.00%
10.5.2131.2130.470.1110	FICA	\$0.00	\$0.00	\$227.48	(\$227.48)	\$0.00	(\$227.48)	0.00%
10.5.2132.2130.470.1100	FICA	\$0.00	\$0.00	\$2.19	(\$2.19)	\$0.00	(\$2.19)	0.00%
10.5.2150.2130.470.1110	FICA	\$0.00	\$0.00	\$52.08	(\$52.08)	\$0.00	(\$52.08)	0.00%
10.5.2610.2130.470.1110	FICA	\$403.00	\$0.00	\$0.00	\$403.00	\$0.00	\$403.00	100.00%
10.5.1200.2140.470.1110	MEDICARE	\$236.00	\$0.00	\$0.00	\$236.00	\$0.00	\$236.00	100.00%
10.5.1322.2140.470.1100	MEDICARE	\$0.00	\$0.00	\$105.85	(\$105.85)	\$0.00	(\$105.85)	0.00%
10.5.2130.2140.470.1110	MEDICARE	\$0.00	\$0.00	\$68.73	(\$68.73)	\$0.00	(\$68.73)	0.00%
10.5.2131.2140.470.1100	MEDICARE	\$0.00	\$0.00	\$4.47	(\$4.47)	\$0.00	(\$4.47)	0.00%
10.5.2131.2140.470.1110	MEDICARE	\$0.00	\$0.00	\$53.21	(\$53.21)	\$0.00	(\$53.21)	0.00%
10.5.2132.2140.470.1100	MEDICARE	\$0.00	\$0.00	\$0.51	(\$0.51)	\$0.00	(\$0.51)	0.00%
10.5.2140.2140.470.1100	MEDICARE	\$0.00	\$0.00	\$14.63	(\$14.63)	\$0.00	(\$14.63)	0.00%
10.5.2140.2140.470.1110	MEDICARE	\$0.00	\$0.00	\$110.79	(\$110.79)	\$0.00	(\$110.79)	0.00%
10.5.2150.2140.470.1110	MEDICARE	\$0.00	\$0.00	\$35.69	(\$35.69)	\$0.00	(\$35.69)	0.00%
10.5.2410.2140.470.1110	MEDICARE	\$114.00	\$0.00	\$0.00	\$114.00	\$0.00	\$114.00	100.00%
10.5.2610.2140.470.1110	MEDICARE	\$95.00	\$0.00	\$0.00	\$95.00	\$0.00	\$95.00	100.00%
10.5.2410.2210.470.1110	LIFE INSURANCE	\$18.00	\$0.00	\$0.00	\$18.00	\$0.00	\$18.00	100.00%
10.5.2610.2210.470.1110	LIFE INSURANCE	\$23.00	\$0.00	\$0.00	\$23.00	\$0.00	\$23.00	100.00%
10.5.2410.2220.470.1110	MEDICAL INSURANCE	\$2,048.00	\$0.00	\$0.00	\$2,048.00	\$0.00	\$2,048.00	100.00%
10.5.2610.2220.470.1110	MEDICAL INSURANCE	\$4,095.00	\$0.00	\$0.00	\$4,095.00	\$0.00	\$4,095.00	100.00%
10.5.2410.2230.470.1110	DENTAL INSURANCE	\$163.00	\$0.00	\$0.00	\$163.00	\$0.00	\$163.00	100.00%
10.5.2610.2230.470.1110	DENTAL INSURANCE	\$326.00	\$0.00	\$0.00	\$326.00	\$0.00	\$326.00	100.00%
10.5.1322.3100.470.1100	PROFESSIONAL TECHNICAL SERVICE	\$0.00	\$0.00	\$5,177.40	(\$5,177.40)	\$0.00	(\$5,177.40)	0.00%
10.5.1200.3250.470.1110	ROOM RENTALS	\$1,495.00	\$0.00	\$0.00	\$1,495.00	\$0.00	\$1,495.00	100.00%
10.5.1322.3250.470.1100	ROOM RENTALS	\$0.00	\$176.96	\$1,742.82	(\$1,742.82)	\$0.00	(\$1,742.82)	0.00%
10.5.2570.3250.470.1110	ROOM RENTALS	\$65,000.00	\$0.00	\$0.00	\$65,000.00	\$0.00	\$65,000.00	100.00%
10.5.2550.3310.470.1100	PUPIL TRANSPORTATION	\$0.00	\$0.00	\$55.66	(\$55.66)	\$0.00	(\$55.66)	0.00%
10.5.1200.3399.470.1110	TRAVEL LOCAL MILEAGE	\$78.00	\$0.00	\$0.00	\$78.00	\$0.00	\$78.00	100.00%
10.5.1200.4100.470.1110	OFFICE SUPPLIES LESS \$499	\$1,500.00	\$0.00	\$0.00	\$1,500.00	\$0.00	\$1,500.00	100.00%
10.5.1322.4100.470.1100	OFFICE SUPPLIES LESS \$499	\$0.00	\$0.00	\$1,381.82	(\$1,381.82)	\$0.00	(\$1,381.82)	0.00%
10.5.1322.4100.470.1110	ESY OFFICE SUPPLIES LESS \$499	\$0.00	\$0.00	\$672.45	(\$672.45)	\$0.00	(\$672.45)	0.00%
10.5.1322.4100.470.1120	OFFICE SUPPLIES LESS \$499	\$0.00	\$0.00	\$57.75	(\$57.75)	\$0.00	(\$57.75)	0.00%
10.5.1322.1000.480.1100	SALARIES, CERTIFIED STAFF	\$0.00	\$0.00	\$4,700.00	(\$4,700.00)	\$0.00	(\$4,700.00)	0.00%
10.5.1322.1000.480.1110	SALARIES, CERTIFIED STAFF	\$0.00	\$0.00	\$78,675.00	(\$78,675.00)	\$0.00	(\$78,675.00)	0.00%
10.5.1322.1000.480.1111	SALARIES, CERTIFIED STAFF	\$0.00	\$0.00	\$1,360.00	(\$1,360.00)	\$0.00	(\$1,360.00)	0.00%
10.5.1322.1100.480.1100	SALARIES, NON CERTIFIED STAFF	\$0.00	\$0.00	\$1,400.00	(\$1,400.00)	\$0.00	(\$1,400.00)	0.00%
10.5.1322.1100.480.1110	SALARIES, NON CERTIFIED STAFF	\$0.00	\$0.00	\$110,341.13	(\$110,341.13)	\$0.00	(\$110,341.13)	0.00%
10.5.1322.2110.480.1100	TEACHER'S RETIREMENT (TRS)	\$0.00	\$0.00	\$11.25	(\$11.25)	\$0.00	(\$11.25)	0.00%
10.5.1322.2110.480.1110	TEACHER'S RETIREMENT (TRS)	\$0.00	\$0.00	\$926.25	(\$926.25)	\$0.00	(\$926.25)	0.00%
10.5.1322.2110.480.1111	TEACHER'S RETIREMENT (TRS)	\$0.00	\$0.00	\$17.00	(\$17.00)	\$0.00	(\$17.00)	0.00%
10.5.1322.2120.480.1100	MUNICIPAL RETIREMENT	\$0.00	\$0.00	\$18.00	(\$18.00)	\$0.00	(\$18.00)	0.00%
10.5.1322.2120.480.1110	MUNICIPAL RETIREMENT	\$0.00	\$0.00	\$1,065.76	(\$1,065.76)	\$0.00	(\$1,065.76)	0.00%
10.5.1322.2130.480.1100	FICA	\$0.00	148 \$0.00	\$192.20	(\$192.20)	\$0.00	(\$192.20)	0.00%

LaGrange Area Dept. of Special Education

Monthly Expenditures

From Date: 3/1/2023

To Date: 3/31/2023

Fiscal Year: 2022-2023

- Subtotal by Collapse Mask
 Include pre encumbrance
 Print accounts with zero balance
 Filter Encumbrance Detail by Date Range
 Exclude Inactive Accounts with zero balance

Account Number	Description	GL Budget	Range To Date	YTD	Balance	Encumbrance	Budget Balance	% Bud
10.5.1322.2130.480.1110	FICA	\$0.00	\$0.00	\$8,196.18	(\$8,196.18)	\$0.00	(\$8,196.18)	0.00%
10.5.1322.2140.480.1100	MEDICARE	\$0.00	\$0.00	\$88.09	(\$88.09)	\$0.00	(\$88.09)	0.00%
10.5.1322.2140.480.1110	MEDICARE	\$0.00	\$0.00	\$2,740.87	(\$2,740.87)	\$0.00	(\$2,740.87)	0.00%
10.5.1322.2140.480.1111	MEDICARE	\$0.00	\$0.00	\$19.72	(\$19.72)	\$0.00	(\$19.72)	0.00%
10.5.1322.1100.535.1110	SALARIES, NON CERTIFIED STAFF	\$0.00	\$0.00	\$1,075.38	(\$1,075.38)	\$0.00	(\$1,075.38)	0.00%
10.5.1322.2120.535.1110	MUNICIPAL RETIREMENT	\$0.00	\$0.00	\$24.19	(\$24.19)	\$0.00	(\$24.19)	0.00%
10.5.1322.2130.535.1110	FICA	\$0.00	\$0.00	\$66.67	(\$66.67)	\$0.00	(\$66.67)	0.00%
10.5.1322.2140.535.1110	MEDICARE	\$0.00	\$0.00	\$15.58	(\$15.58)	\$0.00	(\$15.58)	0.00%
10.5.1342.0000.542.1000	UNDESIGNATED	\$0.00	\$0.00	(\$441,890.00)	\$441,890.00	\$0.00	\$441,890.00	0.00%
10.5.1342.0000.542.1100	UNDESIGNATED	\$0.00	\$0.00	(\$100.00)	\$100.00	\$0.00	\$100.00	0.00%
10.5.1200.1100.542.1100	SALARIES, NON CERTIFIED STAFF	\$0.00	\$0.00	\$20.39	(\$20.39)	\$0.00	(\$20.39)	0.00%
10.5.1207.1100.542.1100	SALARIES, NON CERTIFIED STAFF	\$0.00	\$0.00	\$100.00	(\$100.00)	\$0.00	(\$100.00)	0.00%
10.5.1207.2120.542.1100	MUNICIPAL RETIREMENT	\$0.00	\$0.00	\$2.25	(\$2.25)	\$0.00	(\$2.25)	0.00%
10.5.1207.2130.542.1100	FICA	\$0.00	\$0.00	\$5.65	(\$5.65)	\$0.00	(\$5.65)	0.00%
10.5.1207.2140.542.1100	MEDICARE	\$0.00	\$0.00	\$1.32	(\$1.32)	\$0.00	(\$1.32)	0.00%
10.5.1207.3100.542.1100	PROFESSIONAL TECHNICAL SERVICE	\$30,000.00	\$2,824.50	\$37,771.50	(\$7,771.50)	\$0.00	(\$7,771.50)	-25.91%
10.5.2550.3100.542.1100	PROFESSIONAL TECHNICAL SERVICE	\$0.00	\$0.00	\$160.00	(\$160.00)	\$0.00	(\$160.00)	0.00%
10.5.1207.3102.542.1100	ADMINSTRATIVE FEES/BUILDING	\$35,000.00	\$2,300.00	\$20,700.00	\$14,300.00	\$0.00	\$14,300.00	40.86%
10.5.1207.3120.542.1100	INSERVICE TRAINING-CONSULTANTS	\$1,350.00	\$0.00	\$0.00	\$1,350.00	\$0.00	\$1,350.00	100.00%
10.5.1207.3142.542.1100	LOW INCIDENT DIAGNOSTIC TESTIN	\$0.00	\$0.00	\$20,820.15	(\$20,820.15)	\$0.00	(\$20,820.15)	0.00%
10.5.2550.3196.542.1100	CONTRACTUAL RELATED SERVICES	\$0.00	\$0.00	\$144.36	(\$144.36)	\$0.00	(\$144.36)	0.00%
10.5.1207.3230.542.1100	REPAIRS AND MAINTENANCE SERVIC	\$3,000.00	\$1,475.00	\$6,543.75	(\$3,543.75)	\$0.00	(\$3,543.75)	-118.13%
10.5.1207.3250.542.1100	ROOM RENTALS	\$485,000.00	\$0.00	\$0.00	\$485,000.00	\$0.00	\$485,000.00	100.00%
10.5.2570.3251.542.1100	COPIER RENTAL	\$2,500.00	\$299.20	\$7,268.62	(\$4,768.62)	\$0.00	(\$4,768.62)	-190.74%
10.5.2570.3251.542.1120	COPIER RENTAL	\$0.00	\$0.00	\$59.28	(\$59.28)	\$0.00	(\$59.28)	0.00%
10.5.2550.3310.542.1100	PUPIL TRANSPORTATION	\$20,000.00	\$927.37	\$7,030.25	\$12,969.75	\$0.00	\$12,969.75	64.85%
10.5.2550.3310.542.1120	PUPIL TRANSPORTATION	\$0.00	\$0.00	\$300.00	(\$300.00)	\$0.00	(\$300.00)	0.00%
10.5.1207.3322.542.1100	EXPENSE REIMBURSEMENT	\$450.00	\$600.00	\$600.00	(\$150.00)	\$0.00	(\$150.00)	-33.33%
10.5.1207.3325.542.1100	CONFERENCE REGISTRATION	\$1,150.00	\$285.00	\$945.00	\$205.00	\$130.00	\$75.00	6.52%
10.5.1207.3395.542.1100	CONFERENCE EXPENSE	\$1,500.00	\$37.00	\$37.00	\$1,463.00	\$0.00	\$1,463.00	97.53%
10.5.1207.3399.542.1100	TRAVEL LOCAL MILEAGE	\$3,000.00	\$0.00	\$0.00	\$3,000.00	\$0.00	\$3,000.00	100.00%
10.5.2570.3400.542.1100	COMMUNICATION-TELEPHONE	\$2,500.00	\$0.00	\$403.44	\$2,096.56	\$0.00	\$2,096.56	83.86%
10.5.2570.3401.542.1100	COMMUNICATION-POSTAGE	\$0.00	\$0.00	\$360.90	(\$360.90)	\$0.00	(\$360.90)	0.00%
10.5.1207.3900.542.1100	SOFTWARE LICENSES	\$3,100.00	\$0.00	\$895.65	\$2,204.35	\$0.00	\$2,204.35	71.11%
10.5.1207.4100.542.1100	OFFICE SUPPLIES LESS \$499	\$3,000.00	\$1,640.25	\$6,739.77	(\$3,739.77)	\$147.32	(\$3,887.09)	-129.57%
10.5.1207.4100.542.1120	OFFICE SUPPLIES LESS \$499	\$0.00	\$0.00	\$5,104.03	(\$5,104.03)	\$0.00	(\$5,104.03)	0.00%
10.5.1207.4100.542.4993	OFFICE SUPPLIES LESS \$499	\$0.00	\$0.00	\$1,006.61	(\$1,006.61)	\$0.00	(\$1,006.61)	0.00%
10.5.2630.4100.542.1100	OFFICE SUPPLIES LESS \$499	\$5,000.00	\$0.00	\$0.00	\$5,000.00	\$0.00	\$5,000.00	100.00%
10.5.1207.4101.542.1100	Supplies (DHH community based	\$0.00	\$520.27	\$2,293.41	(\$2,293.41)	\$0.00	(\$2,293.41)	0.00%
10.5.1207.4102.542.1100	DHH SCHOLARSHIPS	\$0.00	\$0.00	\$686.29	(\$686.29)	\$0.00	(\$686.29)	0.00%
10.5.1207.4104.542.1100	INK	\$0.00	\$0.00	\$33.97	(\$33.97)	\$0.00	(\$33.97)	0.00%
10.5.1200.4118.542.1100	CURRICULUM	\$0.00	\$4,286.95	\$5,886.40	(\$5,886.40)	\$0.00	(\$5,886.40)	0.00%
10.5.1207.4118.542.1100	CURRICULUM	\$800.00	\$0.00	\$370.90	\$429.10	\$0.00	\$429.10	53.64%
10.5.1207.4118.542.1120	CURRICULUM	\$0.00	\$0.00	\$82.07	(\$82.07)	\$0.00	(\$82.07)	0.00%
10.5.1207.4199.542.1100	PPE/Covid Supplies	\$3,000.00	\$0.00	\$0.00	\$3,000.00	\$0.00	\$3,000.00	100.00%
10.5.1207.6400.542.1100	DUES AND FEES	\$0.00	\$3,757.55	\$15,260.20	(\$15,260.20)	\$0.00	(\$15,260.20)	0.00%
10.5.1207.7000.542.1100	EQUIPMENT \$500 TO \$4999	\$15,000.00	\$8,755.40	\$8,755.40	\$6,244.60	\$0.00	\$6,244.60	41.63%
10.5.1207.7000.542.1120	EQUIPMENT \$500 TO \$4999	\$0.00	\$0.00	\$2,609.70	(\$2,609.70)	\$0.00	(\$2,609.70)	0.00%
10.5.2630.7000.542.1100	EQUIPMENT \$500 TO \$4999	\$2,000.00	\$0.00	\$0.00	\$2,000.00	\$0.00	\$2,000.00	100.00%
10.5.1207.1000.571.1110	SALARIES, CERTIFIED STAFF	\$17,000.00	\$0.00	\$0.00	\$17,000.00	\$0.00	\$17,000.00	100.00%

149

LaGrange Area Dept. of Special Education

Monthly Expenditures

From Date: 3/1/2023

To Date: 3/31/2023

Fiscal Year: 2022-2023

- Subtotal by Collapse Mask
 Include pre encumbrance
 Print accounts with zero balance
 Filter Encumbrance Detail by Date Range
 Exclude Inactive Accounts with zero balance

Account Number	Description	GL Budget	Range To Date	YTD	Balance	Encumbrance	Budget Balance	% Bud
10.5.1322.1000.571.1110	SALARIES, CERTIFIED STAFF	\$0.00	\$0.00	\$2,060.00	(\$2,060.00)	\$0.00	(\$2,060.00)	0.00%
10.5.1322.1100.571.1110	SALARIES, NON CERTIFIED STAFF	\$0.00	\$0.00	\$1,811.69	(\$1,811.69)	\$0.00	(\$1,811.69)	0.00%
10.5.1207.1104.571.1110	AIDE SALARIES	\$3,000.00	\$0.00	\$0.00	\$3,000.00	\$0.00	\$3,000.00	100.00%
10.5.1207.2110.571.1110	TEACHER'S RETIREMENT (TRS)	\$234.00	\$0.00	\$0.00	\$234.00	\$0.00	\$234.00	100.00%
10.5.1322.2110.571.1110	TEACHER'S RETIREMENT (TRS)	\$0.00	\$0.00	\$25.75	(\$25.75)	\$0.00	(\$25.75)	0.00%
10.5.1207.2120.571.1110	MUNICIPAL RETIREMENT	\$333.00	\$0.00	\$0.00	\$333.00	\$0.00	\$333.00	100.00%
10.5.1322.2120.571.1110	MUNICIPAL RETIREMENT	\$0.00	\$0.00	\$29.30	(\$29.30)	\$0.00	(\$29.30)	0.00%
10.5.1207.2130.571.1110	FICA	\$188.00	\$0.00	\$0.00	\$188.00	\$0.00	\$188.00	100.00%
10.5.1322.2130.571.1110	FICA	\$0.00	\$0.00	\$112.32	(\$112.32)	\$0.00	(\$112.32)	0.00%
10.5.1207.2140.571.1110	MEDICARE	\$286.00	\$0.00	\$0.00	\$286.00	\$0.00	\$286.00	100.00%
10.5.1322.2140.571.1110	MEDICARE	\$0.00	\$0.00	\$56.15	(\$56.15)	\$0.00	(\$56.15)	0.00%
10.5.1207.2210.571.1110	LIFE INSURANCE	\$14.00	\$0.00	\$0.00	\$14.00	\$0.00	\$14.00	100.00%
10.5.1207.2220.571.1110	MEDICAL INSURANCE	\$3,691.00	\$0.00	\$0.00	\$3,691.00	\$0.00	\$3,691.00	100.00%
10.5.1207.2230.571.1110	DENTAL INSURANCE	\$154.00	\$0.00	\$0.00	\$154.00	\$0.00	\$154.00	100.00%
10.5.1207.3399.571.1110	TRAVEL LOCAL MILEAGE	\$100.00	\$0.00	\$0.00	\$100.00	\$0.00	\$100.00	100.00%
10.5.1207.4100.571.1110	OFFICE SUPPLIES LESS \$499	\$5,000.00	\$0.00	\$0.00	\$5,000.00	\$0.00	\$5,000.00	100.00%
10.5.3705.3100.704.2100	PROFESSIONAL TECHNICAL SERVICE	\$1,000.00	\$0.00	\$0.00	\$1,000.00	\$0.00	\$1,000.00	100.00%
10.5.3705.4100.704.2100	OFFICE SUPPLIES LESS \$499	\$4,680.00	\$0.00	\$4,803.53	(\$123.53)	\$0.00	(\$123.53)	-2.64%
10.5.3705.4118.704.2100	CURRICULUM	\$0.00	\$0.00	\$7,205.77	(\$7,205.77)	\$0.00	(\$7,205.77)	0.00%
10.5.3705.6600.704.2100	FLOW THOUGH	\$566,000.00	\$61,479.00	\$342,871.66	\$223,128.34	\$0.00	\$223,128.34	39.42%
10.5.2570.3250.900.1100	ROOM RENTALS	\$0.00	\$21,694.00	\$201,791.24	(\$201,791.24)	\$0.00	(\$201,791.24)	0.00%
10.5.1200.4100.900.1100	OFFICE SUPPLIES LESS \$499	\$0.00	\$0.00	\$19.99	(\$19.99)	\$0.00	(\$19.99)	0.00%
10.5.1200.4100.900.1120	OFFICE SUPPLIES LESS \$499	\$0.00	\$0.00	(\$425.00)	\$425.00	\$0.00	\$425.00	0.00%
10.5.2540.4100.900.1100	OFFICE SUPPLIES LESS \$499	\$0.00	\$0.00	\$47.04	(\$47.04)	\$0.00	(\$47.04)	0.00%
10.5.2540.4100.900.1120	OFFICE SUPPLIES LESS \$499	\$0.00	\$0.00	\$791.53	(\$791.53)	\$0.00	(\$791.53)	0.00%
10.5.0000.0000.901.1000	UNDESIGNATED	\$0.00	\$0.00	(\$1.18)	\$1.18	\$0.00	\$1.18	0.00%
10.5.2210.1005.901.1100	STIPENDS-CERTIFIED	\$25,000.00	\$0.00	\$8,986.50	\$16,013.50	\$825.00	\$15,188.50	60.75%
10.5.2210.1005.901.4993	STIPENDS-CERTIFIED	\$0.00	\$100.00	\$260.00	(\$260.00)	\$0.00	(\$260.00)	0.00%
10.5.2210.1100.901.4993	SALARIES, NON CERTIFIED STAFF	\$0.00	\$0.00	\$480.00	(\$480.00)	\$0.00	(\$480.00)	0.00%
10.5.2540.1100.901.1100	SALARIES, NON CERTIFIED STAFF	\$0.00	\$0.00	\$6,067.50	(\$6,067.50)	\$0.00	(\$6,067.50)	0.00%
10.5.2210.1105.901.4993	STIPENDS- NON CERTIFIED	\$0.00	\$0.00	\$80.00	(\$80.00)	\$0.00	(\$80.00)	0.00%
10.5.2130.2110.901.1100	TEACHER'S RETIREMENT (TRS)	\$0.00	\$0.00	\$0.15	(\$0.15)	\$0.00	(\$0.15)	0.00%
10.5.2210.2110.901.1100	TEACHER'S RETIREMENT (TRS)	\$0.00	\$0.00	\$96.91	(\$96.91)	\$0.00	(\$96.91)	0.00%
10.5.2210.2120.901.1100	MUNICIPAL RETIREMENT	\$0.00	\$0.00	\$13.01	(\$13.01)	\$18.55	(\$31.56)	0.00%
10.5.2210.2130.901.1100	FICA	\$0.00	\$0.00	\$34.38	(\$34.38)	\$48.53	(\$82.91)	0.00%
10.5.2210.2130.901.4993	FICA	\$0.00	\$6.13	\$25.97	(\$25.97)	\$0.00	(\$25.97)	0.00%
10.5.2540.2130.901.1100	FICA	\$0.00	\$0.00	\$376.20	(\$376.20)	\$0.00	(\$376.20)	0.00%
10.5.1200.2140.901.1100	MEDICARE	\$0.00	\$0.00	\$1.74	(\$1.74)	\$0.00	(\$1.74)	0.00%
10.5.2130.2140.901.1100	MEDICARE	\$0.00	\$0.32	\$2.72	(\$2.72)	\$0.16	(\$2.88)	0.00%
10.5.2210.2140.901.1100	MEDICARE	\$0.00	\$0.00	\$123.66	(\$123.66)	\$11.34	(\$135.00)	0.00%
10.5.2210.2140.901.4993	MEDICARE	\$0.00	\$1.43	\$11.87	(\$11.87)	\$0.00	(\$11.87)	0.00%
10.5.2540.2140.901.1100	MEDICARE	\$0.00	\$0.00	\$87.97	(\$87.97)	\$0.00	(\$87.97)	0.00%
10.5.2510.2210.901.1100	LIFE INSURANCE	\$0.00	\$0.00	\$3,978.00	(\$3,978.00)	\$0.00	(\$3,978.00)	0.00%
10.5.2410.2240.901.1100	LONGTERM CARE	\$0.00	\$0.00	\$1,171.25	(\$1,171.25)	\$0.00	(\$1,171.25)	0.00%
10.5.1200.2300.901.1100	TUITION REIMBURSEMENT	\$0.00	\$0.00	\$600.00	(\$600.00)	\$0.00	(\$600.00)	0.00%
10.5.2210.2300.901.1100	TUITION REIMBURSEMENT	\$20,000.00	\$1,400.00	\$6,866.00	\$13,134.00	\$0.00	\$13,134.00	65.67%
10.5.2210.3050.901.1100	APPS AND SOFTWARE	\$0.00	\$0.00	\$215.06	(\$215.06)	\$0.00	(\$215.06)	0.00%
10.5.2210.3050.901.1120	APPS AND SOFTWARE	\$0.00	\$0.00	\$50.00	(\$50.00)	\$0.00	(\$50.00)	0.00%
10.5.2215.3050.901.4993	APPS AND SOFTWARE	\$0.00	\$660.00	\$660.00	(\$660.00)	\$0.00	(\$660.00)	0.00%
10.5.2320.3050.901.1100	APPS AND SOFTWARE	\$0.00	\$0.00	\$300.00	(\$300.00)	\$0.00	(\$300.00)	0.00%

LaGrange Area Dept. of Special Education

Monthly Expenditures

From Date: 3/1/2023

To Date: 3/31/2023

Fiscal Year: 2022-2023

- Subtotal by Collapse Mask
 Include pre encumbrance
 Print accounts with zero balance
 Filter Encumbrance Detail by Date Range
 Exclude Inactive Accounts with zero balance

Account Number	Description	GL Budget	Range To Date	YTD	Balance	Encumbrance	Budget Balance	% Bud
10.5.2630.3050.901.1100	APPS AND SOFTWARE	\$5,529.00	\$0.00	\$4,566.06	\$962.94	\$789.72	\$173.22	3.13%
10.5.2630.3050.901.1120	APPS AND SOFTWARE	\$0.00	\$0.00	\$810.20	(\$810.20)	\$0.00	(\$810.20)	0.00%
10.5.2215.3099.901.1100	INFINITEC FLOW-FEE	\$10,800.00	\$0.00	\$3,145.94	\$7,654.06	\$0.00	\$7,654.06	70.87%
10.5.2210.3100.901.1100	PROFESSIONAL TECHNICAL SERVICE	\$7,300.00	\$4,000.00	\$14,686.24	(\$7,386.24)	\$0.00	(\$7,386.24)	-101.18%
10.5.2210.3100.901.4993	PROFESSIONAL TECHNICAL SERVICE	\$0.00	\$0.00	\$8,017.00	(\$8,017.00)	\$0.00	(\$8,017.00)	0.00%
10.5.2320.3100.901.1100	PROFESSIONAL TECHNICAL SERVICE	\$300.00	\$0.00	\$0.00	\$300.00	\$0.00	\$300.00	100.00%
10.5.2540.3100.901.1100	PROFESSIONAL TECHNICAL SERVICE	\$0.00	\$0.00	\$919.60	(\$919.60)	\$0.00	(\$919.60)	0.00%
10.5.2610.3100.901.1100	PROFESSIONAL TECHNICAL SERVICE	\$25,000.00	\$0.00	\$0.00	\$25,000.00	\$0.00	\$25,000.00	100.00%
10.5.2320.3101.901.1100	ADMINISTRATIVE FEES	\$5,600.00	\$0.00	\$10,322.36	(\$4,722.36)	\$0.00	(\$4,722.36)	-84.33%
10.5.2510.3101.901.1100	ADMINISTRATIVE FEES	\$0.00	\$1.90	\$25.90	(\$25.90)	\$0.00	(\$25.90)	0.00%
10.5.2510.3101.901.1120	ADMINISTRATIVE FEES	\$0.00	\$0.00	\$4.91	(\$4.91)	\$0.00	(\$4.91)	0.00%
10.5.2210.3104.901.1100	MIS SERVICES	\$0.00	\$0.00	\$783.84	(\$783.84)	\$0.00	(\$783.84)	0.00%
10.5.2320.3104.901.1100	MIS SERVICES	\$0.00	\$0.00	\$292.36	(\$292.36)	\$0.00	(\$292.36)	0.00%
10.5.2630.3104.901.1100	MIS SERVICES	\$2,500.00	\$0.00	\$875.76	\$1,624.24	\$947.00	\$677.24	27.09%
10.5.2630.3104.901.1120	MIS SERVICES	\$0.00	\$0.00	\$1,016.99	(\$1,016.99)	\$0.00	(\$1,016.99)	0.00%
10.5.2640.3104.901.1100	MIS SERVICES	\$0.00	\$0.00	\$428.90	(\$428.90)	\$0.00	(\$428.90)	0.00%
10.5.2640.3104.901.1120	MIS SERVICES	\$0.00	\$0.00	\$474.00	(\$474.00)	\$0.00	(\$474.00)	0.00%
10.5.2510.3107.901.1100	CONTRACTUAL SERVICES	\$200.00	\$0.00	\$0.00	\$200.00	\$0.00	\$200.00	100.00%
10.5.2640.3107.901.1100	CONTRACTUAL SERVICES	\$600.00	\$0.00	\$2,500.00	(\$1,900.00)	\$0.00	(\$1,900.00)	-316.67%
10.5.2640.3107.901.1120	CONTRACTUAL SERVICES	\$0.00	\$0.00	\$3,950.00	(\$3,950.00)	\$0.00	(\$3,950.00)	0.00%
10.5.2210.3120.901.1100	INSERVICE TRAINING-CONSULTANTS	\$35,000.00	\$4,000.00	\$23,591.63	\$11,408.37	\$0.00	\$11,408.37	32.60%
10.5.2630.3161.901.1100	COMPUTER LINE	\$500.00	\$0.00	\$0.00	\$500.00	\$0.00	\$500.00	100.00%
10.5.2320.3170.901.1100	AUDIT FEE-FINANCIAL	\$5,400.00	\$0.00	\$13,475.00	(\$8,075.00)	\$0.00	(\$8,075.00)	-149.54%
10.5.2320.3172.901.1100	TREASURER'S FEE	\$21,600.00	\$0.00	\$28,916.05	(\$7,316.05)	\$0.00	(\$7,316.05)	-33.87%
10.5.2320.3180.901.1100	LEGAL FEE-CONTRACTUAL	\$3,000.00	\$0.00	\$810.00	\$2,190.00	\$0.00	\$2,190.00	73.00%
10.5.2320.3194.901.1100	ARCHITECT FEES	\$1,500.00	\$0.00	\$0.00	\$1,500.00	\$0.00	\$1,500.00	100.00%
10.5.2540.3196.901.1100	CONTRACTUAL RELATED SERVICES	\$0.00	\$0.00	\$304.36	(\$304.36)	\$0.00	(\$304.36)	0.00%
10.5.2630.3196.901.1100	CONTRACTUAL RELATED SERVICES	\$0.00	\$0.00	\$187.50	(\$187.50)	\$0.00	(\$187.50)	0.00%
10.5.2320.3199.901.1100	TRANSLATION SERVICES	\$0.00	\$152.49	\$677.80	(\$677.80)	\$0.00	(\$677.80)	0.00%
10.5.2540.3210.901.1100	PROPERTY SERVICES-DISPOSAL	\$25,000.00	\$518.16	\$3,966.14	\$21,033.86	\$0.00	\$21,033.86	84.14%
10.5.2540.3220.901.1100	CUSTODIAL/CLEANING SERVICES	\$2,500.00	\$0.00	\$395.30	\$2,104.70	\$0.00	\$2,104.70	84.19%
10.5.1400.3230.901.6100	REPAIRS AND MAINTENANCE SERVIC	\$0.00	\$0.00	\$61.71	(\$61.71)	\$0.00	(\$61.71)	0.00%
10.5.2215.3230.901.1100	REPAIRS AND MAINTENANCE SERVIC	\$800.00	\$0.00	\$0.00	\$800.00	\$0.00	\$800.00	100.00%
10.5.2540.3230.901.1100	REPAIRS AND MAINTENANCE SERVIC	\$30,000.00	\$0.00	\$12,280.14	\$17,719.86	\$0.00	\$17,719.86	59.07%
10.5.2540.3230.901.1120	REPAIRS AND MAINTENANCE SERVIC	\$0.00	\$0.00	\$360.00	(\$360.00)	\$0.00	(\$360.00)	0.00%
10.5.2630.3230.901.1100	REPAIRS AND MAINTENANCE SERVIC	\$2,000.00	\$0.00	\$38.00	\$1,962.00	\$0.00	\$1,962.00	98.10%
10.5.2630.3230.901.1120	REPAIRS AND MAINTENANCE SERVIC	\$0.00	\$0.00	\$111.00	(\$111.00)	\$0.00	(\$111.00)	0.00%
10.5.2210.3250.901.1100	ROOM RENTALS	\$10,500.00	\$0.00	\$0.00	\$10,500.00	\$0.00	\$10,500.00	100.00%
10.5.2215.3251.901.1100	COPIER RENTAL	\$148.00	\$0.00	\$0.00	\$148.00	\$0.00	\$148.00	100.00%
10.5.2570.3251.901.1100	COPIER RENTAL	\$2,000.00	\$158.80	\$2,980.62	(\$980.62)	\$0.00	(\$980.62)	-49.03%
10.5.2570.3251.901.1120	COPIER RENTAL	\$0.00	\$0.00	\$526.80	(\$526.80)	\$0.00	(\$526.80)	0.00%
10.5.2210.3322.901.1100	EXPENSE REIMBURSEMENT	\$15,550.00	\$2,214.00	\$3,738.34	\$11,811.66	\$0.00	\$11,811.66	75.96%
10.5.2320.3322.901.1100	EXPENSE REIMBURSEMENT	\$50.00	\$0.00	\$0.00	\$50.00	\$0.00	\$50.00	100.00%
10.5.1200.3325.901.1100	CONFERENCE REGISTRATION	\$0.00	\$0.00	\$120.00	(\$120.00)	\$0.00	(\$120.00)	0.00%
10.5.1200.3325.901.1120	CONFERENCE REGISTRATION	\$0.00	\$0.00	\$1,142.85	(\$1,142.85)	\$0.00	(\$1,142.85)	0.00%
10.5.2210.3325.901.1100	CONFERENCE REGISTRATION	\$75,000.00	\$3,088.79	\$16,924.68	\$58,075.32	\$0.00	\$58,075.32	77.43%
10.5.2210.3325.901.1120	CONFERENCE REGISTRATION	\$0.00	\$0.00	\$2,398.09	(\$2,398.09)	\$0.00	(\$2,398.09)	0.00%
10.5.2210.3325.901.4993	CONFERENCE REGISTRATION	\$0.00	\$0.00	\$6,589.00	(\$6,589.00)	\$0.00	(\$6,589.00)	0.00%
10.5.2320.3325.901.1100	CONFERENCE REGISTRATION	\$0.00	\$0.00	\$360.00	(\$360.00)	\$0.00	(\$360.00)	0.00%
10.5.2210.3395.901.1100	CONFERENCE EXPENSE	\$55,000.00	\$0.00	\$1,269.84	\$53,730.16	\$0.00	\$53,730.16	97.69%

151

LaGrange Area Dept. of Special Education

Monthly Expenditures

From Date: 3/1/2023

To Date: 3/31/2023

Fiscal Year: 2022-2023

- Subtotal by Collapse Mask
 Include pre encumbrance
 Print accounts with zero balance
 Filter Encumbrance Detail by Date Range
 Exclude Inactive Accounts with zero balance

Account Number	Description	GL Budget	Range To Date	YTD	Balance	Encumbrance	Budget Balance	% Bud
10.5.1200.3399.901.1100	TRAVEL LOCAL MILEAGE	\$1,070.00	\$0.00	\$0.00	\$1,070.00	\$0.00	\$1,070.00	100.00%
10.5.2210.3399.901.1100	TRAVEL LOCAL MILEAGE	\$500.00	\$0.00	\$0.00	\$500.00	\$0.00	\$500.00	100.00%
10.5.2215.3399.901.1100	TRAVEL LOCAL MILEAGE	\$2,000.00	\$0.00	\$0.00	\$2,000.00	\$0.00	\$2,000.00	100.00%
10.5.2320.3399.901.1100	TRAVEL LOCAL MILEAGE	\$800.00	\$0.00	\$0.00	\$800.00	\$0.00	\$800.00	100.00%
10.5.2510.3399.901.1100	TRAVEL LOCAL MILEAGE	\$400.00	\$0.00	\$0.00	\$400.00	\$0.00	\$400.00	100.00%
10.5.2630.3399.901.1100	TRAVEL LOCAL MILEAGE	\$60.00	\$29.28	\$204.79	(\$144.79)	\$0.00	(\$144.79)	-241.32%
10.5.2630.3399.901.1120	TRAVEL LOCAL MILEAGE	\$0.00	\$0.00	\$21.62	(\$21.62)	\$0.00	(\$21.62)	0.00%
10.5.2130.3400.901.1100	COMMUNICATION-TELEPHONE	\$0.00	\$22.50	\$191.25	(\$191.25)	\$78.75	(\$270.00)	0.00%
10.5.2570.3400.901.1100	COMMUNICATION-TELEPHONE	\$5,000.00	\$319.52	\$5,069.33	(\$69.33)	\$0.00	(\$69.33)	-1.39%
10.5.2630.3400.901.1120	COMMUNICATION-TELEPHONE	\$0.00	\$0.00	\$498.90	(\$498.90)	\$0.00	(\$498.90)	0.00%
10.5.2570.3401.901.1100	COMMUNICATION-POSTAGE	\$500.00	\$0.00	\$841.98	(\$341.98)	\$0.00	(\$341.98)	-68.40%
10.5.2640.3502.901.1100	RECRUITING ADDS	\$500.00	\$0.00	\$935.16	(\$435.16)	\$0.00	(\$435.16)	-87.03%
10.5.2640.3502.901.1120	RECRUITING ADDS	\$0.00	\$0.00	\$241.95	(\$241.95)	\$0.00	(\$241.95)	0.00%
10.5.2540.3700.901.1100	PROPERTY SERVICES-WATER SERVIK	\$2,000.00	\$0.00	\$897.54	\$1,102.46	\$0.00	\$1,102.46	55.12%
10.5.2640.3801.901.1100	UNEMPLOYMENT SERVICE	\$0.00	\$0.00	\$270.00	(\$270.00)	\$0.00	(\$270.00)	0.00%
10.5.2540.3820.901.1100	SCHOOL BOARD LIABILITY	\$23,500.00	\$0.00	\$0.00	\$23,500.00	\$0.00	\$23,500.00	100.00%
10.5.2320.3822.901.1100	INSURANCE	\$135,000.00	\$0.00	\$183,100.00	(\$48,100.00)	\$0.00	(\$48,100.00)	-35.63%
10.5.2210.4100.901.1100	OFFICE SUPPLIES LESS \$499	\$1,200.00	\$0.00	\$2,572.30	(\$1,372.30)	\$0.00	(\$1,372.30)	-114.36%
10.5.2210.4100.901.1120	OFFICE SUPPLIES LESS \$499	\$0.00	\$0.00	\$159.74	(\$159.74)	\$0.00	(\$159.74)	0.00%
10.5.2210.4100.901.4993	OFFICE SUPPLIES LESS \$499	\$0.00	\$0.00	\$4,517.35	(\$4,517.35)	\$0.00	(\$4,517.35)	0.00%
10.5.2215.4100.901.1100	OFFICE SUPPLIES LESS \$499	\$3,200.00	\$91.94	\$844.23	\$2,355.77	\$23.70	\$2,332.07	72.88%
10.5.2215.4100.901.1120	OFFICE SUPPLIES LESS \$499	\$0.00	\$0.00	\$470.15	(\$470.15)	\$0.00	(\$470.15)	0.00%
10.5.2320.4100.901.1100	OFFICE SUPPLIES LESS \$499	\$200.00	\$23.84	\$848.49	(\$648.49)	\$0.00	(\$648.49)	-324.25%
10.5.2320.4100.901.1120	OFFICE SUPPLIES LESS \$499	\$0.00	\$0.00	\$10.00	(\$10.00)	\$0.00	(\$10.00)	0.00%
10.5.2510.4100.901.1100	OFFICE SUPPLIES LESS \$499	\$300.00	\$174.22	\$4,586.82	(\$4,286.82)	\$100.33	(\$4,387.15)	-1462.38%
10.5.2510.4100.901.1120	OFFICE SUPPLIES LESS \$499	\$0.00	\$0.00	\$126.90	(\$126.90)	\$0.00	(\$126.90)	0.00%
10.5.2520.4100.901.1100	OFFICE SUPPLIES LESS \$499	\$0.00	\$0.00	\$660.90	(\$660.90)	\$0.00	(\$660.90)	0.00%
10.5.2540.4100.901.1100	OFFICE SUPPLIES LESS \$499	\$15,000.00	\$1,199.10	\$14,169.62	\$830.38	\$423.95	\$406.43	2.71%
10.5.2540.4100.901.1120	OFFICE SUPPLIES LESS \$499	\$0.00	\$0.00	\$412.59	(\$412.59)	\$0.00	(\$412.59)	0.00%
10.5.2570.4100.901.1100	OFFICE SUPPLIES LESS \$499	\$0.00	\$13,590.06	\$13,590.06	(\$13,590.06)	\$0.00	(\$13,590.06)	0.00%
10.5.2570.4100.901.1120	OFFICE SUPPLIES LESS \$499	\$0.00	\$0.00	\$13.80	(\$13.80)	\$0.00	(\$13.80)	0.00%
10.5.2630.4100.901.1100	OFFICE SUPPLIES LESS \$499	\$400.00	\$0.00	\$118.10	\$281.90	\$0.00	\$281.90	70.48%
10.5.2630.4100.901.1120	OFFICE SUPPLIES LESS \$499	\$0.00	\$0.00	\$18.99	(\$18.99)	\$0.00	(\$18.99)	0.00%
10.5.2640.4100.901.1120	OFFICE SUPPLIES LESS \$499	\$0.00	\$0.00	\$60.00	(\$60.00)	\$0.00	(\$60.00)	0.00%
10.5.2630.4104.901.1100	INK	\$0.00	\$0.00	\$15.96	(\$15.96)	\$0.00	(\$15.96)	0.00%
10.5.1200.4118.901.1100	CURRICULUM	\$0.00	\$0.00	\$720.00	(\$720.00)	\$0.00	(\$720.00)	0.00%
10.5.2540.4199.901.1100	PPE/Covid Supplies	\$1,000.00	\$0.00	\$321.37	\$678.63	\$0.00	\$678.63	67.86%
10.5.2210.4300.901.1100	LIBRARY BOOKS	\$3,750.00	\$49.52	\$168.94	\$3,581.06	\$0.00	\$3,581.06	95.49%
10.5.2210.4300.901.1120	LIBRARY BOOKS	\$0.00	\$0.00	\$1,733.02	(\$1,733.02)	\$0.00	(\$1,733.02)	0.00%
10.5.2540.4400.901.1100	PERIODICALS	\$0.00	\$0.00	\$69.90	(\$69.90)	\$0.00	(\$69.90)	0.00%
10.5.2540.4600.901.1100	ELECTRICITY	\$0.00	\$3,968.75	\$23,643.85	(\$23,643.85)	\$0.00	(\$23,643.85)	0.00%
10.5.2215.4700.901.1100	SYSTEMS SOFTWARE	\$2,000.00	\$0.00	\$1,190.70	\$809.30	\$1,190.70	(\$381.40)	-19.07%
10.5.2540.5400.901.1100	EQUIPMENT OVER \$5,000	\$30,000.00	\$0.00	\$0.00	\$30,000.00	\$0.00	\$30,000.00	100.00%
10.5.2210.6400.901.1100	DUES AND FEES	\$10,409.00	\$200.00	\$3,833.00	\$6,576.00	\$0.00	\$6,576.00	63.18%
10.5.2320.6400.901.1100	DUES AND FEES	\$700.00	\$180.00	\$2,288.00	(\$1,588.00)	\$0.00	(\$1,588.00)	-226.86%
10.5.2540.6400.901.1100	DUES AND FEES	\$0.00	\$30.00	\$30.00	(\$30.00)	\$0.00	(\$30.00)	0.00%
10.5.2630.6400.901.1100	DUES AND FEES	\$300.00	\$0.00	\$0.00	\$300.00	\$0.00	\$300.00	100.00%
10.5.2210.7000.901.4993	EQUIPMENT \$500 TO \$4999	\$0.00	\$0.00	\$17,813.25	(\$17,813.25)	\$0.00	(\$17,813.25)	0.00%
10.5.2215.7000.901.1100	EQUIPMENT \$500 TO \$4999	\$2,400.00	\$0.00	\$0.00	\$2,400.00	\$0.00	\$2,400.00	100.00%
10.5.2510.7000.901.1100	EQUIPMENT \$500 TO \$4999	\$200.00	\$0.00	\$0.00	\$200.00	\$0.00	\$200.00	100.00%

LaGrange Area Dept. of Special Education

Monthly Expenditures

From Date: 3/1/2023

To Date: 3/31/2023

Fiscal Year: 2022-2023

- Subtotal by Collapse Mask
 Include pre encumbrance
 Print accounts with zero balance
 Filter Encumbrance Detail by Date Range
 Exclude Inactive Accounts with zero balance

Account Number	Description	GL Budget	Range To Date	YTD	Balance	Encumbrance	Budget Balance	% Bud
10.5.2540.7000.901.1100	EQUIPMENT \$500 TO \$4999	\$6,000.00	\$0.00	\$1,825.00	\$4,175.00	\$0.00	\$4,175.00	69.58%
10.5.2630.7000.901.1100	EQUIPMENT \$500 TO \$4999	\$2,525.00	\$0.00	\$3,705.03	(\$1,180.03)	\$0.00	(\$1,180.03)	-46.73%
10.5.2630.7000.901.1120	EQUIPMENT \$500 TO \$4999	\$0.00	\$0.00	\$39.80	(\$39.80)	\$0.00	(\$39.80)	0.00%
10.5.1400.1170.902.6220	SALARY-STUDENT	\$1,000.00	\$0.00	\$0.00	\$1,000.00	\$0.00	\$1,000.00	100.00%
10.5.2130.2110.902.1100	TEACHER'S RETIREMENT (TRS)	\$0.00	\$0.00	\$0.15	(\$0.15)	\$0.00	(\$0.15)	0.00%
10.5.1200.2130.902.1100	FICA	\$0.00	\$0.00	\$0.07	(\$0.07)	\$0.00	(\$0.07)	0.00%
10.5.1200.2130.902.6100	FICA	\$0.00	\$0.00	\$0.08	(\$0.08)	\$0.00	(\$0.08)	0.00%
10.5.1200.2140.902.1100	MEDICARE	\$0.00	\$0.00	\$0.02	(\$0.02)	\$0.00	(\$0.02)	0.00%
10.5.1200.2140.902.6100	MEDICARE	\$0.00	\$0.00	\$0.01	(\$0.01)	\$0.00	(\$0.01)	0.00%
10.5.2130.2140.902.1100	MEDICARE	\$0.00	\$0.32	\$2.72	(\$2.72)	\$0.16	(\$2.88)	0.00%
10.5.2410.2240.902.1100	LONGTERM CARE	\$0.00	\$0.00	\$4,684.99	(\$4,684.99)	\$0.00	(\$4,684.99)	0.00%
10.5.2210.3050.902.1100	APPS AND SOFTWARE	\$0.00	\$0.00	\$260.23	(\$260.23)	\$0.00	(\$260.23)	0.00%
10.5.2210.3050.902.1120	APPS AND SOFTWARE	\$0.00	\$0.00	\$50.00	(\$50.00)	\$0.00	(\$50.00)	0.00%
10.5.2630.3050.902.1100	APPS AND SOFTWARE	\$20,176.00	\$661.50	\$22,820.04	(\$2,644.04)	\$2,107.20	(\$4,751.24)	-23.55%
10.5.2630.3050.902.1120	APPS AND SOFTWARE	\$0.00	\$0.00	\$272.72	(\$272.72)	\$0.00	(\$272.72)	0.00%
10.5.2215.3099.902.1100	INFINITEC FLOW-FEE	\$1,350.00	\$0.00	\$12,583.76	(\$11,233.76)	\$0.00	(\$11,233.76)	-832.13%
10.5.1400.3100.902.1100	PROFESSIONAL TECHNICAL SERVICE	\$600.00	\$0.00	\$0.00	\$600.00	\$0.00	\$600.00	100.00%
10.5.1400.3100.902.6100	PROFESSIONAL TECHNICAL SERVICE	\$0.00	\$460.00	\$620.00	(\$620.00)	\$0.00	(\$620.00)	0.00%
10.5.2210.3100.902.1100	PROFESSIONAL TECHNICAL SERVICE	\$0.00	\$0.00	\$720.00	(\$720.00)	\$0.00	(\$720.00)	0.00%
10.5.2320.3100.902.1100	PROFESSIONAL TECHNICAL SERVICE	\$1,200.00	\$0.00	\$0.00	\$1,200.00	\$0.00	\$1,200.00	100.00%
10.5.2550.3100.902.1100	PROFESSIONAL TECHNICAL SERVICE	\$0.00	\$0.00	\$160.00	(\$160.00)	\$0.00	(\$160.00)	0.00%
10.5.2550.3100.902.1120	PROFESSIONAL TECHNICAL SERVICE	\$0.00	\$0.00	\$654.16	(\$654.16)	\$0.00	(\$654.16)	0.00%
10.5.2550.3100.902.6100	PROFESSIONAL TECHNICAL SERVICE	\$0.00	\$0.00	\$12.00	(\$12.00)	\$0.00	(\$12.00)	0.00%
10.5.2550.3100.902.6110	PROFESSIONAL TECHNICAL SERVICE	\$0.00	\$2,390.40	\$18,106.54	(\$18,106.54)	\$0.00	(\$18,106.54)	0.00%
10.5.2320.3101.902.1100	ADMINISTRATIVE FEES	\$22,400.00	\$0.00	\$42,458.73	(\$20,058.73)	\$0.00	(\$20,058.73)	-89.55%
10.5.2510.3101.902.1100	ADMINISTRATIVE FEES	\$0.00	\$7.60	\$103.60	(\$103.60)	\$0.00	(\$103.60)	0.00%
10.5.2510.3101.902.1120	ADMINISTRATIVE FEES	\$0.00	\$0.00	\$19.59	(\$19.59)	\$0.00	(\$19.59)	0.00%
10.5.2630.3104.902.1100	MIS SERVICES	\$14,800.00	\$0.00	\$1,310.45	\$13,489.55	\$0.00	\$13,489.55	91.15%
10.5.2510.3107.902.1100	CONTRACTUAL SERVICES	\$800.00	\$0.00	\$0.00	\$800.00	\$0.00	\$800.00	100.00%
10.5.2640.3107.902.1100	CONTRACTUAL SERVICES	\$2,400.00	\$0.00	\$88.00	\$2,312.00	\$0.00	\$2,312.00	96.33%
10.5.2630.3161.902.1100	COMPUTER LINE	\$2,000.00	\$0.00	\$0.00	\$2,000.00	\$0.00	\$2,000.00	100.00%
10.5.2320.3170.902.1100	AUDIT FEE-FINANCIAL	\$21,600.00	\$0.00	\$20,800.00	\$800.00	\$0.00	\$800.00	3.70%
10.5.2320.3172.902.1100	TREASURER'S FEE	\$86,400.00	\$0.00	\$115,664.20	(\$29,264.20)	\$0.00	(\$29,264.20)	-33.87%
10.5.2320.3180.902.1100	LEGAL FEE-CONTRACTUAL	\$12,000.00	\$0.00	\$0.00	\$12,000.00	\$0.00	\$12,000.00	100.00%
10.5.2630.3196.902.1100	CONTRACTUAL RELATED SERVICES	\$0.00	\$0.00	\$187.50	(\$187.50)	\$0.00	(\$187.50)	0.00%
10.5.1400.3230.902.1100	REPAIRS AND MAINTENANCE SERVIC	\$25.00	\$0.00	\$0.00	\$25.00	\$0.00	\$25.00	100.00%
10.5.1400.3230.902.6110	REPAIRS AND MAINTENANCE SERVIC	\$15.00	\$0.00	\$34.25	(\$19.25)	\$0.00	(\$19.25)	-128.33%
10.5.2215.3230.902.1100	REPAIRS AND MAINTENANCE SERVIC	\$100.00	\$0.00	\$0.00	\$100.00	\$0.00	\$100.00	100.00%
10.5.2540.3230.902.1100	REPAIRS AND MAINTENANCE SERVIC	\$0.00	\$0.00	\$440.89	(\$440.89)	\$0.00	(\$440.89)	0.00%
10.5.2630.3230.902.1100	REPAIRS AND MAINTENANCE SERVIC	\$1,600.00	\$0.00	\$155.20	\$1,444.80	\$0.00	\$1,444.80	90.30%
10.5.2630.3230.902.1120	REPAIRS AND MAINTENANCE SERVIC	\$0.00	\$0.00	\$444.00	(\$444.00)	\$0.00	(\$444.00)	0.00%
10.5.2215.3251.902.1100	COPIER RENTAL	\$19.00	\$0.00	\$0.00	\$19.00	\$0.00	\$19.00	100.00%
10.5.2570.3251.902.1100	COPIER RENTAL	\$8,000.00	\$635.20	\$6,929.84	\$1,070.16	\$0.00	\$1,070.16	13.38%
10.5.2570.3251.902.1120	COPIER RENTAL	\$0.00	\$0.00	\$2,107.20	(\$2,107.20)	\$0.00	(\$2,107.20)	0.00%
10.5.2550.3310.902.6110	PUPIL TRANSPORTATION	\$0.00	\$0.00	\$200.00	(\$200.00)	\$0.00	(\$200.00)	0.00%
10.5.2320.3322.902.1100	EXPENSE REIMBURSEMENT	\$200.00	\$0.00	\$0.00	\$200.00	\$0.00	\$200.00	100.00%
10.5.2210.3325.902.6100	CONFERENCE REGISTRATION	\$0.00	\$0.00	\$368.00	(\$368.00)	\$0.00	(\$368.00)	0.00%
10.5.1200.3399.902.1100	TRAVEL LOCAL MILEAGE	\$0.00	\$0.00	\$1.13	(\$1.13)	\$0.00	(\$1.13)	0.00%
10.5.1200.3399.902.6100	TRAVEL LOCAL MILEAGE	\$0.00	\$0.00	\$1.13	(\$1.13)	\$0.00	(\$1.13)	0.00%
10.5.1400.3399.902.1100	TRAVEL LOCAL MILEAGE	\$125.00	\$0.00	\$0.00	\$125.00	\$0.00	\$125.00	100.00%

153

LaGrange Area Dept. of Special Education

Monthly Expenditures

From Date: 3/1/2023

To Date: 3/31/2023

Fiscal Year: 2022-2023

- Subtotal by Collapse Mask
 Include pre encumbrance
 Print accounts with zero balance
 Filter Encumbrance Detail by Date Range
 Exclude Inactive Accounts with zero balance

Account Number	Description	GL Budget	Range To Date	YTD	Balance	Encumbrance	Budget Balance	% Bud
10.5.1400.3399.902.1120	TRAVEL LOCAL MILEAGE	\$0.00	\$0.00	\$7.32	(\$7.32)	\$0.00	(\$7.32)	0.00%
10.5.2215.3399.902.1100	TRAVEL LOCAL MILEAGE	\$250.00	\$0.00	\$0.00	\$250.00	\$0.00	\$250.00	100.00%
10.5.2320.3399.902.1100	TRAVEL LOCAL MILEAGE	\$3,200.00	\$0.00	\$0.00	\$3,200.00	\$0.00	\$3,200.00	100.00%
10.5.2510.3399.902.1100	TRAVEL LOCAL MILEAGE	\$1,600.00	\$0.00	\$0.00	\$1,600.00	\$0.00	\$1,600.00	100.00%
10.5.2630.3399.902.1100	TRAVEL LOCAL MILEAGE	\$240.00	\$14.41	\$100.82	\$139.18	\$0.00	\$139.18	57.99%
10.5.2630.3399.902.1120	TRAVEL LOCAL MILEAGE	\$0.00	\$0.00	\$10.64	(\$10.64)	\$0.00	(\$10.64)	0.00%
10.5.1400.3400.902.6110	COMMUNICATION-TELEPHONE	\$110.00	\$0.00	\$0.00	\$110.00	\$0.00	\$110.00	100.00%
10.5.2130.3400.902.1100	COMMUNICATION-TELEPHONE	\$0.00	\$22.50	\$191.25	(\$191.25)	\$78.75	(\$270.00)	0.00%
10.5.2215.3400.902.1100	COMMUNICATION-TELEPHONE	\$125.00	\$0.00	\$0.00	\$125.00	\$0.00	\$125.00	100.00%
10.5.2570.3400.902.1100	COMMUNICATION-TELEPHONE	\$24,000.00	\$573.51	\$8,629.09	\$15,370.91	\$0.00	\$15,370.91	64.05%
10.5.2215.3401.902.1100	COMMUNICATION-POSTAGE	\$35.00	\$0.00	\$0.00	\$35.00	\$0.00	\$35.00	100.00%
10.5.2570.3401.902.1100	COMMUNICATION-POSTAGE	\$3,000.00	\$0.00	\$781.83	\$2,218.17	\$0.00	\$2,218.17	73.94%
10.5.2630.3502.902.1120	RECRUITING ADDS	\$0.00	\$0.00	\$402.57	(\$402.57)	\$0.00	(\$402.57)	0.00%
10.5.2640.3502.902.1100	RECRUITING ADDS	\$2,000.00	\$0.00	\$4,740.55	(\$2,740.55)	\$0.00	(\$2,740.55)	-137.03%
10.5.2640.3502.902.1120	RECRUITING ADDS	\$0.00	\$0.00	\$565.16	(\$565.16)	\$0.00	(\$565.16)	0.00%
10.5.2640.3801.902.1100	UNEMPLOYMENT SERVICE	\$0.00	\$0.00	\$1,080.00	(\$1,080.00)	\$0.00	(\$1,080.00)	0.00%
10.5.2320.3822.902.1100	INSURANCE	\$66,400.00	\$0.00	\$0.00	\$66,400.00	\$0.00	\$66,400.00	100.00%
10.5.1400.4100.902.1100	OFFICE SUPPLIES LESS \$499	\$65.00	\$0.00	\$0.00	\$65.00	\$0.00	\$65.00	100.00%
10.5.1400.4100.902.6110	OFFICE SUPPLIES LESS \$499	\$225.00	\$0.00	\$0.00	\$225.00	\$0.00	\$225.00	100.00%
10.5.1400.4100.902.6220	OFFICE SUPPLIES LESS \$499	\$450.00	\$0.00	\$0.00	\$450.00	\$0.00	\$450.00	100.00%
10.5.2130.4100.902.1100	OFFICE SUPPLIES LESS \$499	\$1,500.00	\$0.00	\$0.00	\$1,500.00	\$0.00	\$1,500.00	100.00%
10.5.2215.4100.902.1100	OFFICE SUPPLIES LESS \$499	\$400.00	\$0.00	\$0.00	\$400.00	\$0.00	\$400.00	100.00%
10.5.2320.4100.902.1100	OFFICE SUPPLIES LESS \$499	\$800.00	\$0.00	\$0.00	\$800.00	\$0.00	\$800.00	100.00%
10.5.2510.4100.902.1100	OFFICE SUPPLIES LESS \$499	\$1,200.00	\$0.00	\$0.00	\$1,200.00	\$0.00	\$1,200.00	100.00%
10.5.2630.4100.902.1100	OFFICE SUPPLIES LESS \$499	\$1,600.00	\$0.00	\$0.00	\$1,600.00	\$0.00	\$1,600.00	100.00%
10.5.4505.4101.902.6100	SUPPLIES-MEETINGS	\$0.00	\$0.00	\$1,349.50	(\$1,349.50)	\$0.00	(\$1,349.50)	0.00%
10.5.2630.4104.902.1100	INK	\$0.00	\$0.00	\$63.83	(\$63.83)	\$0.00	(\$63.83)	0.00%
10.5.4505.4120.902.1100	CLASSROOM MATERIALS 1	\$0.00	\$0.00	\$56.46	(\$56.46)	\$0.00	(\$56.46)	0.00%
10.5.4505.4120.902.6220	CLASSROOM MATERIALS 1	\$0.00	\$0.00	\$10.00	(\$10.00)	\$139.90	(\$149.90)	0.00%
10.5.2540.4199.902.1100	PPE/Covid Supplies	\$500.00	\$0.00	\$0.00	\$500.00	\$0.00	\$500.00	100.00%
10.5.2215.4700.902.1100	SYSTEMS SOFTWARE	\$250.00	\$0.00	\$0.00	\$250.00	\$0.00	\$250.00	100.00%
10.5.1400.6400.902.6110	DUES AND FEES	\$50.00	\$0.00	\$0.00	\$50.00	\$0.00	\$50.00	100.00%
10.5.2320.6400.902.1100	DUES AND FEES	\$2,800.00	\$0.00	\$0.00	\$2,800.00	\$0.00	\$2,800.00	100.00%
10.5.2630.6400.902.1100	DUES AND FEES	\$1,200.00	\$0.00	\$0.00	\$1,200.00	\$0.00	\$1,200.00	100.00%
10.5.1400.7000.902.6110	EQUIPMENT \$500 TO \$4999	\$180.00	\$0.00	\$0.00	\$180.00	\$0.00	\$180.00	100.00%
10.5.2215.7000.902.1100	EQUIPMENT \$500 TO \$4999	\$300.00	\$0.00	\$0.00	\$300.00	\$0.00	\$300.00	100.00%
10.5.2510.7000.902.1100	EQUIPMENT \$500 TO \$4999	\$800.00	\$0.00	\$0.00	\$800.00	\$0.00	\$800.00	100.00%
10.5.2630.7000.902.1100	EQUIPMENT \$500 TO \$4999	\$8,000.00	\$2,990.00	\$6,270.18	\$1,729.82	\$1,978.45	(\$248.63)	-3.11%
10.5.2630.7000.902.1120	EQUIPMENT \$500 TO \$4999	\$0.00	\$0.00	\$159.20	(\$159.20)	\$0.00	(\$159.20)	0.00%
10.5.1400.1100.903.6110	SALARIES, NON CERTIFIED STAFF	\$0.00	\$0.00	\$3,345.72	(\$3,345.72)	\$0.00	(\$3,345.72)	0.00%
10.5.1400.1170.903.6220	SALARY-STUDENT	\$20,671.05	\$0.00	\$11,462.00	\$9,209.05	\$0.00	\$9,209.05	44.55%
10.5.4950.2110.903.6100	TEACHER'S RETIREMENT (TRS)	\$0.00	\$0.00	\$37.50	(\$37.50)	\$0.00	(\$37.50)	0.00%
10.5.1200.2130.903.1100	FICA	\$0.00	\$0.00	\$1.32	(\$1.32)	\$0.00	(\$1.32)	0.00%
10.5.1200.2130.903.6100	FICA	\$0.00	\$0.00	\$1.32	(\$1.32)	\$0.00	(\$1.32)	0.00%
10.5.4950.2130.903.6100	FICA	\$0.00	\$23.25	\$59.68	(\$59.68)	\$6.20	(\$65.88)	0.00%
10.5.1200.2140.903.1100	MEDICARE	\$0.00	\$0.00	\$0.31	(\$0.31)	\$0.00	(\$0.31)	0.00%
10.5.1200.2140.903.6100	MEDICARE	\$0.00	\$0.00	\$0.31	(\$0.31)	\$0.00	(\$0.31)	0.00%
10.5.1400.2140.903.6110	MEDICARE	\$0.00	\$0.00	\$48.51	(\$48.51)	\$0.00	(\$48.51)	0.00%
10.5.4950.2140.903.6100	MEDICARE	\$0.00	\$33.07	\$143.52	(\$143.52)	\$9.48	(\$153.00)	0.00%
10.5.1400.3100.903.1100	PROFESSIONAL TECHNICAL SERVICE	\$15,000.00	154 \$0.00	\$0.00	\$15,000.00	\$0.00	\$15,000.00	100.00%

LaGrange Area Dept. of Special Education

Monthly Expenditures

From Date: 3/1/2023

To Date: 3/31/2023

Fiscal Year: 2022-2023

- Subtotal by Collapse Mask
 Include pre encumbrance
 Print accounts with zero balance
 Filter Encumbrance Detail by Date Range
 Exclude Inactive Accounts with zero balance

Account Number	Description	GL Budget	Range To Date	YTD	Balance	Encumbrance	Budget Balance	% Bud
10.5.1400.3100.903.6100	PROFESSIONAL TECHNICAL SERVICE	\$0.00	\$0.00	\$240.00	(\$240.00)	\$0.00	(\$240.00)	0.00%
10.5.2550.3100.903.6110	PROFESSIONAL TECHNICAL SERVICE	\$0.00	\$0.00	\$3,585.60	(\$3,585.60)	\$0.00	(\$3,585.60)	0.00%
10.5.4950.3100.903.6100	PROFESSIONAL TECHNICAL SERVICE	\$0.00	\$2,280.51	\$6,897.89	(\$6,897.89)	\$653.63	(\$7,551.52)	0.00%
10.5.1400.3104.903.6100	MIS SERVICES	\$0.00	\$0.00	\$3,051.00	(\$3,051.00)	\$0.00	(\$3,051.00)	0.00%
10.5.4950.3104.903.6100	MIS SERVICES	\$0.00	\$0.00	\$3,000.00	(\$3,000.00)	\$0.00	(\$3,000.00)	0.00%
10.5.1400.3141.903.6110	STUDENT STIPENDS	\$15,675.00	\$0.00	\$4,719.99	\$10,955.01	\$0.00	\$10,955.01	69.89%
10.5.1400.3196.903.1100	CONTRACTUAL RELATED SERVICES	\$0.00	\$0.00	\$2,475.00	(\$2,475.00)	\$0.00	(\$2,475.00)	0.00%
10.5.1400.3230.903.1100	REPAIRS AND MAINTENANCE SERVIC	\$475.00	\$0.00	\$0.00	\$475.00	\$0.00	\$475.00	100.00%
10.5.1400.3230.903.6110	REPAIRS AND MAINTENANCE SERVIC	\$285.00	\$0.00	\$650.74	(\$365.74)	\$0.00	(\$365.74)	-128.33%
10.5.1400.3250.903.6110	ROOM RENTALS	\$0.00	\$7,000.00	\$7,000.00	(\$7,000.00)	\$0.00	(\$7,000.00)	0.00%
10.5.1400.3310.903.1100	PUPIL TRANSPORTATION	\$2,299.00	\$0.00	\$320.00	\$1,979.00	\$0.00	\$1,979.00	86.08%
10.5.1200.3399.903.1100	TRAVEL LOCAL MILEAGE	\$0.00	\$0.00	\$21.37	(\$21.37)	\$0.00	(\$21.37)	0.00%
10.5.1200.3399.903.6100	TRAVEL LOCAL MILEAGE	\$0.00	\$0.00	\$21.37	(\$21.37)	\$0.00	(\$21.37)	0.00%
10.5.1400.3399.903.1100	TRAVEL LOCAL MILEAGE	\$2,375.00	\$0.00	\$0.00	\$2,375.00	\$0.00	\$2,375.00	100.00%
10.5.1400.3399.903.1120	TRAVEL LOCAL MILEAGE	\$0.00	\$0.00	\$138.81	(\$138.81)	\$0.00	(\$138.81)	0.00%
10.5.1400.3400.903.6110	COMMUNICATION-TELEPHONE	\$2,090.00	\$0.00	\$0.00	\$2,090.00	\$0.00	\$2,090.00	100.00%
10.5.2570.3400.903.1100	COMMUNICATION-TELEPHONE	\$0.00	\$57.36	\$765.58	(\$765.58)	\$0.00	(\$765.58)	0.00%
10.5.2570.3401.903.1100	COMMUNICATION-POSTAGE	\$0.00	\$0.00	\$681.61	(\$681.61)	\$0.00	(\$681.61)	0.00%
10.5.1400.3500.903.6100	MARKETING	\$0.00	\$0.00	\$70.66	(\$70.66)	\$0.00	(\$70.66)	0.00%
10.5.1400.3500.903.6110	MARKETING	\$7,362.50	\$0.00	\$0.00	\$7,362.50	\$0.00	\$7,362.50	100.00%
10.5.4950.3500.903.6100	MARKETING	\$0.00	\$0.00	\$1,150.20	(\$1,150.20)	\$0.00	(\$1,150.20)	0.00%
10.5.4950.3500.903.6110	MARKETING	\$0.00	\$0.00	\$315.00	(\$315.00)	\$0.00	(\$315.00)	0.00%
10.5.1400.3600.903.6110	PRINTING AND BINDING	\$1,757.50	\$0.00	\$0.00	\$1,757.50	\$0.00	\$1,757.50	100.00%
10.5.1400.3800.903.6110	UNEMPLOYMENT	\$950.00	\$0.00	\$0.00	\$950.00	\$0.00	\$950.00	100.00%
10.5.1400.4100.903.1100	OFFICE SUPPLIES LESS \$499	\$2,000.00	\$58.72	\$602.16	\$1,397.84	\$0.00	\$1,397.84	69.89%
10.5.1400.4100.903.6110	OFFICE SUPPLIES LESS \$499	\$5,000.00	\$214.65	\$611.62	\$4,388.38	\$37.98	\$4,350.40	87.01%
10.5.1400.4100.903.6220	OFFICE SUPPLIES LESS \$499	\$12,000.00	\$0.00	\$0.00	\$12,000.00	\$0.00	\$12,000.00	100.00%
10.5.4505.4100.903.1100	OFFICE SUPPLIES LESS \$499	\$0.00	\$0.00	(\$415.83)	\$415.83	\$0.00	\$415.83	0.00%
10.5.4950.4100.903.6100	OFFICE SUPPLIES LESS \$499	\$0.00	\$0.00	\$190.78	(\$190.78)	\$0.00	(\$190.78)	0.00%
10.5.4950.4100.903.6110	OFFICE SUPPLIES LESS \$499	\$0.00	\$0.00	\$54.97	(\$54.97)	\$0.00	(\$54.97)	0.00%
10.5.1400.4101.903.6110	SUPPLIES-MEETINGS	\$380.00	\$0.00	\$0.00	\$380.00	\$0.00	\$380.00	100.00%
10.5.4505.4101.903.6220	SUPPLIES-MEETINGS	\$0.00	\$0.00	\$76.71	(\$76.71)	\$0.00	(\$76.71)	0.00%
10.5.4950.4118.903.6100	CURRICULUM	\$0.00	\$0.00	\$13,260.00	(\$13,260.00)	\$0.00	(\$13,260.00)	0.00%
10.5.4950.4120.903.6110	CLASSROOM MATERIALS 1	\$0.00	\$0.00	\$310.57	(\$310.57)	\$0.00	(\$310.57)	0.00%
10.5.1400.4199.903.1100	PPE/Covid Supplies	\$500.00	\$0.00	\$0.00	\$500.00	\$0.00	\$500.00	100.00%
10.5.1400.6400.903.1100	DUES AND FEES	\$0.00	\$0.00	\$600.00	(\$600.00)	\$0.00	(\$600.00)	0.00%
10.5.1400.6400.903.6110	DUES AND FEES	\$950.00	\$0.00	\$0.00	\$950.00	\$0.00	\$950.00	100.00%
10.5.1400.7000.903.6110	EQUIPMENT \$500 TO \$4999	\$4,000.00	\$0.00	\$0.00	\$4,000.00	\$0.00	\$4,000.00	100.00%
10.5.2115.1000.904.1100	SALARIES, CERTIFIED STAFF	\$0.00	\$9,364.12	\$65,961.34	(\$65,961.34)	\$46,820.55	(\$112,781.89)	0.00%
10.5.2115.2110.904.1100	TEACHER'S RETIREMENT (TRS)	\$0.00	\$117.06	\$824.57	(\$824.57)	\$58.53	(\$883.10)	0.00%
10.5.2115.2140.904.1100	MEDICARE	\$0.00	\$134.84	\$949.86	(\$949.86)	\$67.42	(\$1,017.28)	0.00%
10.5.2115.2210.904.1100	LIFE INSURANCE	\$0.00	\$13.12	\$91.84	(\$91.84)	\$6.56	(\$98.40)	0.00%
10.5.2115.2230.904.1100	DENTAL INSURANCE	\$0.00	\$133.88	\$937.16	(\$937.16)	\$66.94	(\$1,004.10)	0.00%
10.5.2540.1100.905.1100	SALARIES, NON CERTIFIED STAFF	\$76,278.71	\$6,531.60	\$51,413.73	\$24,864.98	\$13,530.59	\$11,334.39	14.86%
10.5.2540.2120.905.1100	MUNICIPAL RETIREMENT	\$1,716.27	\$98.29	\$828.79	\$887.48	\$51.08	\$836.40	48.73%
10.5.2540.2130.905.1100	FICA	\$4,729.28	\$400.22	\$3,155.52	\$1,573.76	\$226.78	\$1,346.98	28.48%
10.5.2570.2130.905.1100	FICA	\$0.00	\$0.00	\$2.33	(\$2.33)	\$0.00	(\$2.33)	0.00%
10.5.2540.2140.905.1100	MEDICARE	\$1,106.04	\$93.61	\$738.00	\$368.04	\$53.04	\$315.00	28.48%
10.5.2570.2140.905.1100	MEDICARE	\$0.00	\$0.00	\$0.54	(\$0.54)	\$0.00	(\$0.54)	0.00%
10.5.2540.2210.905.1100	LIFE INSURANCE	\$414.00	155 \$4.60	\$32.20	\$381.80	\$2.30	\$379.50	91.67%

LaGrange Area Dept. of Special Education

Monthly Expenditures

From Date: 3/1/2023

To Date: 3/31/2023

Fiscal Year: 2022-2023

- Subtotal by Collapse Mask
 Include pre encumbrance
 Print accounts with zero balance
 Filter Encumbrance Detail by Date Range
 Exclude Inactive Accounts with zero balance

Account Number	Description	GL Budget	Range To Date	YTD	Balance	Encumbrance	Budget Balance	% Bud
10.5.2540.2220.905.1100	MEDICAL INSURANCE	\$14,904.57	\$1,766.50	\$11,782.14	\$3,122.43	\$883.25	\$2,239.18	15.02%
10.5.2540.2230.905.1100	DENTAL INSURANCE	\$1,025.67	\$114.20	\$799.40	\$226.27	\$57.10	\$169.17	16.49%
10.5.2570.3400.905.1100	COMMUNICATION-TELEPHONE	\$0.00	\$0.00	\$37.50	(\$37.50)	\$0.00	(\$37.50)	0.00%
10.5.1207.1100.906.1100	SALARIES, NON CERTIFIED STAFF	\$0.00	\$6,664.18	\$49,429.80	(\$49,429.80)	\$20,354.66	(\$69,784.46)	0.00%
10.5.1200.1104.906.1100	AIDE SALARIES	\$0.00	\$2,328.12	\$16,296.84	(\$16,296.84)	\$6,984.29	(\$23,281.13)	0.00%
10.5.1207.1104.906.1100	AIDE SALARIES	\$244,283.80	\$9,462.24	\$66,020.69	\$178,263.11	\$46,040.73	\$132,222.38	54.13%
10.5.1200.2120.906.1100	MUNICIPAL RETIREMENT	\$0.00	\$52.38	\$366.66	(\$366.66)	\$26.19	(\$392.85)	0.00%
10.5.1207.2120.906.1100	MUNICIPAL RETIREMENT	\$5,496.39	\$362.88	\$2,597.80	\$2,898.59	\$199.88	\$2,698.71	49.10%
10.5.1200.2130.906.1100	FICA	\$0.00	\$144.35	\$1,010.40	(\$1,010.40)	\$72.17	(\$1,082.57)	0.00%
10.5.1207.2130.906.1100	FICA	\$15,145.60	\$907.58	\$6,536.29	\$8,609.31	\$504.56	\$8,104.75	53.51%
10.5.1200.2140.906.1100	MEDICARE	\$0.00	\$33.76	\$236.31	(\$236.31)	\$16.88	(\$253.19)	0.00%
10.5.1207.2140.906.1100	MEDICARE	\$3,542.12	\$212.25	\$1,528.67	\$2,013.45	\$118.01	\$1,895.44	53.51%
10.5.1200.2210.906.1100	LIFE INSURANCE	\$0.00	\$4.60	\$32.20	(\$32.20)	\$2.30	(\$34.50)	0.00%
10.5.1207.2210.906.1100	LIFE INSURANCE	\$1,380.00	\$32.20	\$225.40	\$1,154.60	\$16.10	\$1,138.50	82.50%
10.5.1207.2220.906.1100	MEDICAL INSURANCE	\$5,858.90	\$5,219.50	\$34,812.58	(\$28,953.68)	\$2,609.75	(\$31,563.43)	-538.73%
10.5.1207.2230.906.1100	DENTAL INSURANCE	\$83,720.69	\$474.46	\$3,321.22	\$80,399.47	\$237.23	\$80,162.24	95.75%
10.5.1400.3500.906.6100	MARKETING	\$0.00	\$0.00	\$86.36	(\$86.36)	\$0.00	(\$86.36)	0.00%
10.5.4950.4100.906.6110	OFFICE SUPPLIES LESS \$499	\$0.00	\$0.00	\$437.49	(\$437.49)	\$0.00	(\$437.49)	0.00%
10.5.1207.1000.907.1100	SALARIES, CERTIFIED STAFF	\$429,229.17	\$24,472.50	\$173,211.11	\$256,018.06	\$123,410.90	\$132,607.16	30.89%
10.5.1207.2110.907.1100	TEACHER'S RETIREMENT (TRS)	\$6,586.78	\$285.29	\$2,082.48	\$4,504.30	\$149.06	\$4,355.24	66.12%
10.5.1207.2120.907.1100	MUNICIPAL RETIREMENT	\$0.00	\$37.12	\$114.92	(\$114.92)	\$18.91	(\$133.83)	0.00%
10.5.1207.2130.907.1100	FICA	\$0.00	\$100.07	\$307.65	(\$307.65)	\$51.07	(\$358.72)	0.00%
10.5.1207.2140.907.1100	MEDICARE	\$6,223.82	\$342.52	\$2,430.47	\$3,793.35	\$178.95	\$3,614.40	58.07%
10.5.1207.2210.907.1100	LIFE INSURANCE	\$828.00	\$57.36	\$389.64	\$438.36	\$28.68	\$409.68	49.48%
10.5.1207.2220.907.1100	MEDICAL INSURANCE	\$37,312.78	\$2,963.24	\$19,763.96	\$17,548.82	\$1,481.62	\$16,067.20	43.06%
10.5.1207.2230.907.1100	DENTAL INSURANCE	\$2,409.59	\$233.96	\$1,637.72	\$771.87	\$116.98	\$654.89	27.18%
10.5.2510.1000.908.1100	SALARIES, CERTIFIED STAFF	\$106,090.00	\$8,883.76	\$75,511.96	\$30,578.04	\$31,093.04	(\$515.00)	-0.49%
10.5.2510.2110.908.1100	TEACHER'S RETIREMENT (TRS)	\$12,454.97	\$1,088.50	\$9,252.25	\$3,202.72	\$544.25	\$2,658.47	21.34%
10.5.2570.2120.908.1100	MUNICIPAL RETIREMENT	\$0.00	\$0.00	\$0.84	(\$0.84)	\$0.00	(\$0.84)	0.00%
10.5.2570.2130.908.1100	FICA	\$0.00	\$4.32	\$37.71	(\$37.71)	\$2.16	(\$39.87)	0.00%
10.5.2510.2140.908.1100	MEDICARE	\$1,538.31	\$128.28	\$1,091.40	\$446.91	\$64.14	\$382.77	24.88%
10.5.2570.2140.908.1100	MEDICARE	\$0.00	\$3.40	\$29.10	(\$29.10)	\$1.70	(\$30.80)	0.00%
10.5.2510.2210.908.1100	LIFE INSURANCE	\$2,000.00	\$21.12	\$147.84	\$1,852.16	\$10.56	\$1,841.60	92.08%
10.5.2510.2220.908.1100	MEDICAL INSURANCE	\$29,036.34	\$2,782.66	\$18,559.66	\$10,476.68	\$1,391.33	\$9,085.35	31.29%
10.5.2510.2230.908.1100	DENTAL INSURANCE	\$1,814.22	\$176.14	\$1,232.98	\$581.24	\$88.07	\$493.17	27.18%
10.5.2570.3399.908.1100	TRAVEL LOCAL MILEAGE	\$0.00	\$90.00	\$765.00	(\$765.00)	\$315.00	(\$1,080.00)	0.00%
10.5.2570.3400.908.1100	COMMUNICATION-TELEPHONE	\$0.00	\$150.00	\$1,275.00	(\$1,275.00)	\$525.00	(\$1,800.00)	0.00%
10.5.2640.1100.909.1100	SALARIES, NON CERTIFIED STAFF	\$95,372.73	\$7,947.72	\$67,555.62	\$27,817.11	\$27,817.12	(\$0.01)	0.00%
10.5.2640.2120.909.1100	MUNICIPAL RETIREMENT	\$2,145.89	\$178.82	\$1,519.97	\$625.92	\$89.41	\$536.51	25.00%
10.5.2640.2130.909.1100	FICA	\$5,913.11	\$480.58	\$4,132.05	\$1,781.06	\$240.29	\$1,540.77	26.06%
10.5.2640.2140.909.1100	MEDICARE	\$1,382.90	\$112.40	\$966.38	\$416.52	\$56.20	\$360.32	26.06%
10.5.2640.2210.909.1100	LIFE INSURANCE	\$138.00	\$13.80	\$96.60	\$41.40	\$6.90	\$34.50	25.00%
10.5.2640.2220.909.1100	MEDICAL INSURANCE	\$14,904.57	\$1,766.50	\$8,015.98	\$6,888.59	\$883.25	\$6,005.34	40.29%
10.5.2640.2230.909.1100	DENTAL INSURANCE	\$1,025.67	\$114.20	\$799.40	\$226.27	\$57.10	\$169.17	16.49%
10.5.2640.3399.909.1100	TRAVEL LOCAL MILEAGE	\$0.00	\$244.58	\$1,067.08	(\$1,067.08)	\$315.00	(\$1,382.08)	0.00%
10.5.2640.3400.909.1100	COMMUNICATION-TELEPHONE	\$0.00	\$75.00	\$637.50	(\$637.50)	\$262.50	(\$900.00)	0.00%
10.5.2210.2140.910.1100	MEDICARE	\$0.00	\$1.28	\$10.91	(\$10.91)	\$0.64	(\$11.55)	0.00%
10.5.2210.3399.910.1100	TRAVEL LOCAL MILEAGE	\$0.00	\$90.00	\$765.00	(\$765.00)	\$315.00	(\$1,080.00)	0.00%
10.5.1207.1100.911.1100	SALARIES, NON CERTIFIED STAFF	\$0.00	\$1,932.10	\$13,428.60	(\$13,428.60)	\$9,451.59	(\$22,880.19)	0.00%
10.5.2610.1100.911.1100	SALARIES, NON CERTIFIED STAFF	\$405,315.07	\$28,823.42	\$244,999.07	\$160,316.00	\$100,881.95	\$59,434.05	14.66%

156

LaGrange Area Dept. of Special Education

Monthly Expenditures

From Date: 3/1/2023

To Date: 3/31/2023

Fiscal Year: 2022-2023

- Subtotal by Collapse Mask
 Include pre encumbrance
 Print accounts with zero balance
 Filter Encumbrance Detail by Date Range
 Exclude Inactive Accounts with zero balance

Account Number	Description	GL Budget	Range To Date	YTD	Balance	Encumbrance	Budget Balance	% Bud
10.5.1207.2120.911.1100	MUNICIPAL RETIREMENT	\$0.00	\$43.48	\$302.17	(\$302.17)	\$21.27	(\$323.44)	0.00%
10.5.2610.2120.911.1100	MUNICIPAL RETIREMENT	\$9,119.59	\$648.50	\$5,512.25	\$3,607.34	\$385.97	\$3,221.37	35.32%
10.5.1207.2130.911.1100	FICA	\$0.00	\$119.07	\$827.53	(\$827.53)	\$58.24	(\$885.77)	0.00%
10.5.2610.2130.911.1100	FICA	\$25,129.53	\$1,688.02	\$14,536.30	\$10,593.23	\$1,014.09	\$9,579.14	38.12%
10.5.1207.2140.911.1100	MEDICARE	\$0.00	\$27.85	\$193.53	(\$193.53)	\$13.62	(\$207.15)	0.00%
10.5.2610.2140.911.1100	MEDICARE	\$5,877.07	\$394.76	\$3,399.54	\$2,477.53	\$237.16	\$2,240.37	38.12%
10.5.1207.2210.911.1100	LIFE INSURANCE	\$0.00	\$4.60	\$32.20	(\$32.20)	\$2.30	(\$34.50)	0.00%
10.5.2610.2210.911.1100	LIFE INSURANCE	\$1,242.00	\$37.86	\$265.02	\$976.98	\$21.23	\$955.75	76.95%
10.5.2610.2220.911.1100	MEDICAL INSURANCE	\$141,456.69	\$14,461.12	\$96,452.16	\$45,004.53	\$7,230.56	\$37,773.97	26.70%
10.5.1207.2230.911.1100	DENTAL INSURANCE	\$0.00	\$46.52	\$325.64	(\$325.64)	\$23.26	(\$348.90)	0.00%
10.5.2610.2230.911.1100	DENTAL INSURANCE	\$10,121.03	\$917.54	\$6,422.78	\$3,698.25	\$458.77	\$3,239.48	32.01%
10.5.2610.3399.911.1100	TRAVEL LOCAL MILEAGE	\$0.00	\$24.89	\$129.13	(\$129.13)	\$0.00	(\$129.13)	0.00%
10.5.2610.3399.911.1120	TRAVEL LOCAL MILEAGE	\$0.00	\$0.00	\$16.15	(\$16.15)	\$0.00	(\$16.15)	0.00%
10.5.1400.1100.912.1100	SALARIES, NON CERTIFIED STAFF	\$0.00	\$3,776.66	\$32,101.67	(\$32,101.67)	\$13,218.33	(\$45,320.00)	0.00%
10.5.1400.1100.912.6100	SALARIES, NON CERTIFIED STAFF	\$199,841.28	\$8,475.30	\$72,040.05	\$127,801.23	\$29,663.39	\$98,137.84	49.11%
10.5.1400.2120.912.1100	MUNICIPAL RETIREMENT	\$0.00	\$84.98	\$722.33	(\$722.33)	\$42.49	(\$764.82)	0.00%
10.5.1400.2120.912.6100	MUNICIPAL RETIREMENT	\$4,496.43	\$190.68	\$1,620.78	\$2,875.65	\$95.34	\$2,780.31	61.83%
10.5.1400.2130.912.1100	FICA	\$0.00	\$234.16	\$1,990.36	(\$1,990.36)	\$117.08	(\$2,107.44)	0.00%
10.5.1400.2130.912.6100	FICA	\$12,390.16	\$495.70	\$4,265.16	\$8,125.00	\$247.85	\$7,877.15	63.58%
10.5.1400.2140.912.1100	MEDICARE	\$0.00	\$54.76	\$465.46	(\$465.46)	\$27.38	(\$492.84)	0.00%
10.5.1400.2140.912.6100	MEDICARE	\$2,897.70	\$115.92	\$997.44	\$1,900.26	\$57.96	\$1,842.30	63.58%
10.5.1400.2210.912.1100	LIFE INSURANCE	\$0.00	\$4.60	\$32.20	(\$32.20)	\$2.30	(\$34.50)	0.00%
10.5.1400.2210.912.6100	LIFE INSURANCE	\$690.00	\$9.20	\$64.40	\$625.60	\$4.60	\$621.00	90.00%
10.5.1400.2220.912.6100	MEDICAL INSURANCE	\$66,471.32	\$2,168.60	\$16,463.88	\$50,007.44	\$1,084.30	\$48,923.14	73.60%
10.5.1400.2230.912.6100	DENTAL INSURANCE	\$4,770.37	\$146.10	\$1,022.70	\$3,747.67	\$73.05	\$3,674.62	77.03%
10.5.1400.3399.912.1100	TRAVEL LOCAL MILEAGE	\$0.00	\$106.38	\$940.10	(\$940.10)	\$0.00	(\$940.10)	0.00%
10.5.1400.3399.912.1120	TRAVEL LOCAL MILEAGE	\$0.00	\$0.00	\$23.63	(\$23.63)	\$0.00	(\$23.63)	0.00%
10.5.1400.3399.912.6100	TRAVEL LOCAL MILEAGE	\$0.00	\$0.00	\$43.88	(\$43.88)	\$0.00	(\$43.88)	0.00%
10.5.2320.1100.913.1100	SALARIES, NON CERTIFIED STAFF	\$49,440.00	\$5,149.65	\$25,276.19	\$24,163.81	\$11,066.67	\$13,097.14	26.49%
10.5.2320.2120.913.1100	MUNICIPAL RETIREMENT	\$1,112.40	\$115.86	\$568.68	\$543.72	\$35.57	\$508.15	45.68%
10.5.2320.2130.913.1100	FICA	\$3,065.28	\$311.05	\$1,558.93	\$1,506.35	\$91.93	\$1,414.42	46.14%
10.5.2320.2140.913.1100	MEDICARE	\$716.88	\$72.74	\$364.57	\$352.31	\$21.50	\$330.81	46.15%
10.5.2320.2210.913.1100	LIFE INSURANCE	\$138.00	\$5.46	\$33.06	\$104.94	\$2.30	\$102.64	74.38%
10.5.2320.2220.913.1100	MEDICAL INSURANCE	\$22,938.71	\$485.42	\$485.42	\$22,453.29	\$353.49	\$22,099.80	96.34%
10.5.2320.2230.913.1100	DENTAL INSURANCE	\$1,451.38	\$31.94	\$31.94	\$1,419.44	\$23.26	\$1,396.18	96.20%
10.5.2320.1000.914.1100	SALARIES, CERTIFIED STAFF	\$180,250.00	\$15,525.00	\$131,962.50	\$48,287.50	\$54,337.50	(\$6,050.00)	-3.36%
10.5.2320.2110.914.1100	TEACHER'S RETIREMENT (TRS)	\$21,161.35	\$1,902.24	\$18,016.28	\$3,145.07	\$951.12	\$2,193.95	10.37%
10.5.2320.2140.914.1100	MEDICARE	\$2,613.63	\$224.68	\$1,910.68	\$702.95	\$112.34	\$590.61	22.60%
10.5.2320.2210.914.1100	LIFE INSURANCE	\$2,000.00	\$31.68	\$221.76	\$1,778.24	\$15.84	\$1,762.40	88.12%
10.5.2320.2220.914.1100	MEDICAL INSURANCE	\$18,630.71	\$1,766.50	\$11,782.14	\$6,848.57	\$883.25	\$5,965.32	32.02%
10.5.2320.2230.914.1100	DENTAL INSURANCE	\$1,282.08	\$114.20	\$799.40	\$482.68	\$57.10	\$425.58	33.19%
10.5.1207.1100.915.1000	SALARIES, NON CERTIFIED STAFF	\$0.00	\$0.00	\$0.00	\$0.00	\$275.00	(\$275.00)	0.00%
10.5.1207.1100.915.1100	SALARIES, NON CERTIFIED STAFF	\$511,212.76	\$21,159.58	\$136,951.87	\$374,260.89	\$98,128.13	\$276,132.76	54.02%
10.5.1207.1104.915.1100	AIDE SALARIES	\$0.00	\$26,009.55	\$193,378.98	(\$193,378.98)	\$124,670.79	(\$318,049.77)	0.00%
10.5.1207.2120.915.1000	MUNICIPAL RETIREMENT	\$0.00	\$0.00	\$0.00	\$0.00	\$6.19	(\$6.19)	0.00%
10.5.1207.2120.915.1100	MUNICIPAL RETIREMENT	\$11,502.29	\$1,061.30	\$7,445.63	\$4,056.66	\$563.15	\$3,493.51	30.37%
10.5.1207.2130.915.1000	FICA	\$0.00	\$0.00	\$0.00	\$0.00	\$16.87	(\$16.87)	0.00%
10.5.1207.2130.915.1100	FICA	\$31,695.19	\$2,685.62	\$18,903.96	\$12,791.23	\$1,432.73	\$11,358.50	35.84%
10.5.1207.2140.915.1000	MEDICARE	\$0.00	\$0.00	\$0.00	\$0.00	\$3.89	(\$3.89)	0.00%
10.5.1207.2140.915.1100	MEDICARE	\$7,412.59	\$628.07	\$4,439.60	\$2,972.99	\$336.42	\$2,636.57	35.57%

157

LaGrange Area Dept. of Special Education

Monthly Expenditures

From Date: 3/1/2023

To Date: 3/31/2023

Fiscal Year: 2022-2023

- Subtotal by Collapse Mask
 Include pre encumbrance
 Print accounts with zero balance
 Filter Encumbrance Detail by Date Range
 Exclude Inactive Accounts with zero balance

Account Number	Description	GL Budget	Range To Date	YTD	Balance	Encumbrance	Budget Balance	% Bud
10.5.1207.2210.915.1100	LIFE INSURANCE	\$1,656.00	\$55.20	\$374.90	\$1,281.10	\$27.60	\$1,253.50	75.69%
10.5.1207.2220.915.1100	MEDICAL INSURANCE	\$126,117.99	\$11,677.64	\$80,007.86	\$46,110.13	\$5,838.82	\$40,271.31	31.93%
10.5.1207.2230.915.1100	DENTAL INSURANCE	\$8,854.39	\$760.12	\$5,569.79	\$3,284.60	\$380.06	\$2,904.54	32.80%
10.5.1207.3399.915.1100	TRAVEL LOCAL MILEAGE	\$0.00	\$0.00	\$663.65	(\$663.65)	\$0.00	(\$663.65)	0.00%
10.5.2131.1100.916.1100	SALARIES, NON CERTIFIED STAFF	\$2,958,037.87	\$254,870.96	\$1,781,344.88	\$1,176,692.99	\$1,123,951.51	\$52,741.48	1.78%
10.5.2131.2120.916.1100	MUNICIPAL RETIREMENT	\$66,555.85	\$5,579.22	\$39,093.03	\$27,462.82	\$2,777.55	\$24,685.27	37.09%
10.5.2131.2130.916.1100	FICA	\$183,398.35	\$14,757.54	\$103,984.06	\$79,414.29	\$7,346.80	\$72,067.49	39.30%
10.5.2131.2140.916.1100	MEDICARE	\$42,891.55	\$3,451.32	\$24,318.65	\$18,572.90	\$1,718.17	\$16,854.73	39.30%
10.5.2131.2210.916.1100	LIFE INSURANCE	\$6,072.00	\$556.60	\$3,910.00	\$2,162.00	\$278.30	\$1,883.70	31.02%
10.5.2131.2220.916.1100	MEDICAL INSURANCE	\$513,349.49	\$55,563.40	\$343,384.44	\$169,965.05	\$27,781.70	\$142,183.35	27.70%
10.5.2131.2230.916.1100	DENTAL INSURANCE	\$32,290.01	\$3,363.92	\$21,862.94	\$10,427.07	\$1,681.96	\$8,745.11	27.08%
10.5.2131.3399.916.1100	TRAVEL LOCAL MILEAGE	\$0.00	\$68.52	\$563.56	(\$563.56)	\$0.00	(\$563.56)	0.00%
10.5.2131.3399.916.1120	TRAVEL LOCAL MILEAGE	\$0.00	\$0.00	\$39.24	(\$39.24)	\$0.00	(\$39.24)	0.00%
10.5.2131.4100.916.1100	OFFICE SUPPLIES LESS \$499	\$0.00	\$0.00	\$42.25	(\$42.25)	\$0.00	(\$42.25)	0.00%
10.5.1200.1100.917.1000	SALARIES, NON CERTIFIED STAFF	\$0.00	\$2,327.77	\$8,353.40	(\$8,353.40)	\$5,104.86	(\$13,458.28)	0.00%
10.5.1200.1100.917.1100	SALARIES, NON CERTIFIED STAFF	\$1,846,974.60	\$174,112.69	\$1,144,791.97	\$702,182.63	\$617,885.10	\$84,297.53	4.56%
10.5.1200.1100.917.1120	SALARIES, NON CERTIFIED STAFF	\$0.00	\$0.00	\$500.00	(\$500.00)	\$0.00	(\$500.00)	0.00%
10.5.1200.1100.917.4993	SALARIES, NON CERTIFIED STAFF	\$0.00	\$3,300.00	\$9,686.25	(\$9,686.25)	\$1,762.50	(\$11,448.75)	0.00%
10.5.1400.1100.917.6220	SALARIES, NON CERTIFIED STAFF	\$34,421.10	\$0.00	\$0.00	\$34,421.10	\$0.00	\$34,421.10	100.00%
10.5.1200.1104.917.1100	AIDE SALARIES	\$0.00	\$5,458.24	\$31,610.68	(\$31,610.68)	\$20,058.78	(\$51,669.46)	0.00%
10.5.1200.2110.917.1100	TEACHER'S RETIREMENT (TRS)	\$0.00	\$0.00	\$1.25	(\$1.25)	\$0.00	(\$1.25)	0.00%
10.5.1200.2110.917.4993	TEACHER'S RETIREMENT (TRS)	\$0.00	\$0.00	\$6.89	(\$6.89)	\$0.00	(\$6.89)	0.00%
10.5.1200.2120.917.1000	MUNICIPAL RETIREMENT	\$0.00	\$52.38	\$187.95	(\$187.95)	\$22.20	(\$210.15)	0.00%
10.5.1200.2120.917.1100	MUNICIPAL RETIREMENT	\$41,257.57	\$3,978.49	\$26,034.28	\$15,223.29	\$1,901.94	\$13,321.35	32.29%
10.5.1200.2120.917.1120	MUNICIPAL RETIREMENT	\$0.00	\$0.00	\$6.75	(\$6.75)	\$0.00	(\$6.75)	0.00%
10.5.1200.2120.917.4993	MUNICIPAL RETIREMENT	\$0.00	\$69.73	\$193.18	(\$193.18)	\$37.42	(\$230.60)	0.00%
10.5.1400.2120.917.6220	MUNICIPAL RETIREMENT	\$774.47	\$0.00	\$0.00	\$774.47	\$0.00	\$774.47	100.00%
10.5.1200.2130.917.1000	FICA	\$0.00	\$142.06	\$513.18	(\$513.18)	\$60.83	(\$574.01)	0.00%
10.5.1200.2130.917.1100	FICA	\$113,679.51	\$10,511.97	\$68,799.80	\$44,879.71	\$4,987.04	\$39,892.67	35.09%
10.5.1200.2130.917.1120	FICA	\$0.00	\$0.00	\$31.00	(\$31.00)	\$0.00	(\$31.00)	0.00%
10.5.1200.2130.917.4993	FICA	\$0.00	\$189.79	\$535.33	(\$535.33)	\$100.21	(\$635.54)	0.00%
10.5.1400.2130.917.6220	FICA	\$2,134.11	\$0.00	\$0.00	\$2,134.11	\$0.00	\$2,134.11	100.00%
10.5.1200.2140.917.1000	MEDICARE	\$0.00	\$33.22	\$119.99	(\$119.99)	\$14.22	(\$134.21)	0.00%
10.5.1200.2140.917.1100	MEDICARE	\$26,781.13	\$2,458.46	\$16,090.63	\$10,690.50	\$1,166.30	\$9,524.20	35.56%
10.5.1200.2140.917.1120	MEDICARE	\$0.00	\$0.00	\$7.25	(\$7.25)	\$0.00	(\$7.25)	0.00%
10.5.1200.2140.917.4993	MEDICARE	\$0.00	\$46.56	\$136.81	(\$136.81)	\$24.88	(\$161.69)	0.00%
10.5.1400.2140.917.6220	MEDICARE	\$499.11	\$0.00	\$0.00	\$499.11	\$0.00	\$499.11	100.00%
10.5.1200.2210.917.1000	LIFE INSURANCE	\$0.00	\$4.60	\$20.70	(\$20.70)	\$2.30	(\$23.00)	0.00%
10.5.1200.2210.917.1100	LIFE INSURANCE	\$11,592.00	\$403.57	\$2,709.39	\$8,882.61	\$201.32	\$8,681.29	74.89%
10.5.1400.2210.917.6220	LIFE INSURANCE	\$138.00	\$0.00	\$0.00	\$138.00	\$0.00	\$138.00	100.00%
10.5.1200.2220.917.1100	MEDICAL INSURANCE	\$338,295.42	\$38,634.83	\$265,072.55	\$73,222.87	\$17,901.76	\$55,321.11	16.35%
10.5.1400.2220.917.6220	MEDICAL INSURANCE	\$7,309.24	\$0.00	\$0.00	\$7,309.24	\$0.00	\$7,309.24	100.00%
10.5.1200.2230.917.1100	DENTAL INSURANCE	\$24,387.09	\$2,951.76	\$21,375.57	\$3,011.52	\$1,453.69	\$1,557.83	6.39%
10.5.1400.2230.917.6220	DENTAL INSURANCE	\$479.11	\$0.00	\$0.00	\$479.11	\$0.00	\$479.11	100.00%
10.5.1200.3399.917.1100	TRAVEL LOCAL MILEAGE	\$0.00	\$238.88	\$689.16	(\$689.16)	\$0.00	(\$689.16)	0.00%
10.5.2132.1100.918.1100	SALARIES, NON CERTIFIED STAFF	\$1,235,986.33	\$100,747.88	\$716,585.35	\$519,400.98	\$443,642.94	\$75,758.04	6.13%
10.5.2132.2120.918.1100	MUNICIPAL RETIREMENT	\$27,809.69	\$2,266.81	\$16,123.02	\$11,686.67	\$1,116.12	\$10,570.55	38.01%
10.5.2132.2130.918.1100	FICA	\$76,631.15	\$5,814.97	\$41,512.44	\$35,118.71	\$2,860.59	\$32,258.12	42.10%
10.5.2132.2140.918.1100	MEDICARE	\$17,921.80	\$1,359.97	\$9,708.67	\$8,213.13	\$669.02	\$7,544.11	42.09%
10.5.2132.2210.918.1100	LIFE INSURANCE	\$2,622.00	\$179.40	\$1,283.40	\$1,338.60	\$89.70	\$1,248.90	47.63%

158

LaGrange Area Dept. of Special Education

Monthly Expenditures

From Date: 3/1/2023

To Date: 3/31/2023

Fiscal Year: 2022-2023

- Subtotal by Collapse Mask
 Include pre encumbrance
 Print accounts with zero balance
 Filter Encumbrance Detail by Date Range
 Exclude Inactive Accounts with zero balance

Account Number	Description	GL Budget	Range To Date	YTD	Balance	Encumbrance	Budget Balance	% Bud
10.5.2132.2220.918.1100	MEDICAL INSURANCE	\$213,242.77	\$20,024.36	\$139,138.76	\$74,104.01	\$10,012.18	\$64,091.83	30.06%
10.5.2132.2230.918.1100	DENTAL INSURANCE	\$13,527.44	\$1,266.92	\$9,067.60	\$4,459.84	\$633.46	\$3,826.38	28.29%
10.5.1207.3399.918.1120	TRAVEL LOCAL MILEAGE	\$0.00	\$0.00	\$21.06	(\$21.06)	\$0.00	(\$21.06)	0.00%
10.5.2132.3399.918.1100	TRAVEL LOCAL MILEAGE	\$0.00	\$23.58	\$869.95	(\$869.95)	\$0.00	(\$869.95)	0.00%
10.5.2410.1100.919.1100	SALARIES, NON CERTIFIED STAFF	\$376,282.77	\$16,951.66	\$144,089.11	\$232,193.66	\$59,330.91	\$172,862.75	45.94%
10.5.2410.2120.919.1100	MUNICIPAL RETIREMENT	\$8,466.36	\$381.42	\$3,242.07	\$5,224.29	\$190.70	\$5,033.59	59.45%
10.5.2132.2130.919.1100	FICA	\$0.00	\$5.36	\$45.99	(\$45.99)	\$2.68	(\$48.67)	0.00%
10.5.2410.2130.919.1100	FICA	\$23,329.53	\$1,023.44	\$8,773.99	\$14,555.54	\$512.31	\$14,043.23	60.20%
10.5.2132.2140.919.1100	MEDICARE	\$0.00	\$1.26	\$10.77	(\$10.77)	\$0.63	(\$11.40)	0.00%
10.5.2410.2140.919.1100	MEDICARE	\$5,456.10	\$239.34	\$2,051.91	\$3,404.19	\$119.82	\$3,284.37	60.20%
10.5.2410.2210.919.1100	LIFE INSURANCE	\$552.00	\$27.60	\$193.20	\$358.80	\$13.80	\$345.00	62.50%
10.5.2410.2220.919.1100	MEDICAL INSURANCE	\$103,950.09	\$4,549.16	\$34,070.84	\$69,879.25	\$2,274.58	\$67,604.67	65.04%
10.5.2410.2230.919.1100	DENTAL INSURANCE	\$6,531.20	\$290.34	\$2,280.14	\$4,251.06	\$145.17	\$4,105.89	62.87%
10.5.2132.3399.919.1100	TRAVEL LOCAL MILEAGE	\$0.00	\$90.00	\$765.00	(\$765.00)	\$315.00	(\$1,080.00)	0.00%
10.5.2410.3399.919.1100	TRAVEL LOCAL MILEAGE	\$0.00	\$90.00	\$765.00	(\$765.00)	\$315.00	(\$1,080.00)	0.00%
10.5.2410.3400.919.1100	COMMUNICATION-TELEPHONE	\$0.00	\$75.00	\$637.50	(\$637.50)	\$262.50	(\$900.00)	0.00%
10.5.2410.1000.920.1100	SALARIES, CERTIFIED STAFF	\$955,150.74	\$64,825.28	\$551,614.88	\$403,535.86	\$226,888.44	\$176,647.42	18.49%
10.5.2130.2110.920.1100	TEACHER'S RETIREMENT (TRS)	\$0.00	\$0.00	\$0.56	(\$0.56)	\$0.00	(\$0.56)	0.00%
10.5.2410.2110.920.1100	TEACHER'S RETIREMENT (TRS)	\$27,905.66	\$2,026.10	\$17,228.10	\$10,677.56	\$1,013.05	\$9,664.51	34.63%
10.5.1200.2140.920.1100	MEDICARE	\$0.00	\$1.26	\$10.88	(\$10.88)	\$0.63	(\$11.51)	0.00%
10.5.1207.2140.920.1100	MEDICARE	\$0.00	\$1.24	\$10.71	(\$10.71)	\$0.62	(\$11.33)	0.00%
10.5.2110.2140.920.1100	MEDICARE	\$0.00	\$2.38	\$20.23	(\$20.23)	\$1.19	(\$21.42)	0.00%
10.5.2130.2140.920.1100	MEDICARE	\$0.00	\$1.30	\$11.05	(\$11.05)	\$0.65	(\$11.70)	0.00%
10.5.2410.2140.920.1100	MEDICARE	\$13,849.69	\$911.54	\$7,852.83	\$5,996.86	\$455.77	\$5,541.09	40.01%
10.5.2410.2140.920.3200	MEDICARE	\$0.00	\$3.56	\$30.92	(\$30.92)	\$1.78	(\$32.70)	0.00%
10.5.2510.2140.920.1100	MEDICARE	\$0.00	\$1.24	\$10.63	(\$10.63)	\$0.62	(\$11.25)	0.00%
10.5.2570.2140.920.1100	MEDICARE	\$0.00	\$2.10	\$17.97	(\$17.97)	\$1.05	(\$19.02)	0.00%
10.5.2410.2210.920.1100	LIFE INSURANCE	\$3,104.00	\$105.10	\$735.70	\$2,368.30	\$52.55	\$2,315.75	74.61%
10.5.2410.2220.920.1100	MEDICAL INSURANCE	\$198,704.80	\$17,531.48	\$116,930.84	\$81,773.96	\$8,765.74	\$73,008.22	36.74%
10.5.2410.2230.920.1100	DENTAL INSURANCE	\$12,572.74	\$1,115.00	\$7,805.00	\$4,767.74	\$557.50	\$4,210.24	33.49%
10.5.1200.3399.920.1100	TRAVEL LOCAL MILEAGE	\$0.00	\$90.00	\$765.00	(\$765.00)	\$315.00	(\$1,080.00)	0.00%
10.5.1207.3399.920.1100	TRAVEL LOCAL MILEAGE	\$0.00	\$90.00	\$765.00	(\$765.00)	\$315.00	(\$1,080.00)	0.00%
10.5.2110.3399.920.1100	TRAVEL LOCAL MILEAGE	\$0.00	\$90.00	\$765.00	(\$765.00)	\$315.00	(\$1,080.00)	0.00%
10.5.2130.3399.920.1100	TRAVEL LOCAL MILEAGE	\$0.00	\$90.00	\$765.00	(\$765.00)	\$315.00	(\$1,080.00)	0.00%
10.5.2410.3399.920.1100	TRAVEL LOCAL MILEAGE	\$0.00	\$90.00	\$991.25	(\$991.25)	\$315.00	(\$1,306.25)	0.00%
10.5.2410.3399.920.3200	TRAVEL LOCAL MILEAGE	\$0.00	\$180.00	\$1,530.00	(\$1,530.00)	\$630.00	(\$2,160.00)	0.00%
10.5.2510.3399.920.1100	TRAVEL LOCAL MILEAGE	\$0.00	\$90.00	\$765.00	(\$765.00)	\$315.00	(\$1,080.00)	0.00%
10.5.2110.3400.920.1100	COMMUNICATION-TELEPHONE	\$0.00	\$75.00	\$637.50	(\$637.50)	\$262.50	(\$900.00)	0.00%
10.5.2410.3400.920.3200	COMMUNICATION-TELEPHONE	\$0.00	\$75.00	\$637.50	(\$637.50)	\$262.50	(\$900.00)	0.00%
10.5.2570.3400.920.1100	COMMUNICATION-TELEPHONE	\$0.00	\$150.00	\$1,275.00	(\$1,275.00)	\$525.00	(\$1,800.00)	0.00%
10.5.1400.1100.921.1100	SALARIES, NON CERTIFIED STAFF	\$0.00	\$6,267.48	\$53,273.58	(\$53,273.58)	\$21,936.18	(\$75,209.76)	0.00%
10.5.1400.1100.921.6100	SALARIES, NON CERTIFIED STAFF	\$0.00	\$903.54	\$7,680.09	(\$7,680.09)	\$3,162.40	(\$10,842.49)	0.00%
10.5.1400.1100.921.6220	SALARIES, NON CERTIFIED STAFF	\$0.00	\$796.78	\$6,772.63	(\$6,772.63)	\$2,788.73	(\$9,561.36)	0.00%
10.5.1400.2120.921.1100	MUNICIPAL RETIREMENT	\$0.00	\$141.02	\$1,198.67	(\$1,198.67)	\$70.51	(\$1,269.18)	0.00%
10.5.1400.2120.921.6100	MUNICIPAL RETIREMENT	\$0.00	\$20.34	\$172.89	(\$172.89)	\$10.17	(\$183.06)	0.00%
10.5.1400.2120.921.6220	MUNICIPAL RETIREMENT	\$0.00	\$17.92	\$152.32	(\$152.32)	\$8.96	(\$161.28)	0.00%
10.5.1400.2130.921.1100	FICA	\$0.00	\$384.32	\$3,283.89	(\$3,283.89)	\$192.16	(\$3,476.05)	0.00%
10.5.1400.2130.921.6100	FICA	\$0.00	\$55.40	\$473.42	(\$473.42)	\$27.70	(\$501.12)	0.00%
10.5.1400.2130.921.6220	FICA	\$0.00	\$48.86	\$417.41	(\$417.41)	\$24.43	(\$441.84)	0.00%
10.5.1400.2140.921.1100	MEDICARE	\$0.00	\$89.88	\$767.95	(\$767.95)	\$44.94	(\$812.89)	0.00%

159

LaGrange Area Dept. of Special Education

Monthly Expenditures

From Date: 3/1/2023

To Date: 3/31/2023

Fiscal Year: 2022-2023

- Subtotal by Collapse Mask
 Include pre encumbrance
 Print accounts with zero balance
 Filter Encumbrance Detail by Date Range
 Exclude Inactive Accounts with zero balance

Account Number	Description	GL Budget	Range To Date	YTD	Balance	Encumbrance	Budget Balance	% Bud
10.5.1400.2140.921.6100	MEDICARE	\$0.00	\$12.96	\$110.70	(\$110.70)	\$6.48	(\$117.18)	0.00%
10.5.1400.2140.921.6220	MEDICARE	\$0.00	\$11.42	\$97.69	(\$97.69)	\$5.71	(\$103.40)	0.00%
10.5.1400.2210.921.1100	LIFE INSURANCE	\$0.00	\$10.86	\$76.02	(\$76.02)	\$5.43	(\$81.45)	0.00%
10.5.1400.2210.921.6100	LIFE INSURANCE	\$0.00	\$1.56	\$10.92	(\$10.92)	\$0.78	(\$11.70)	0.00%
10.5.1400.2210.921.6220	LIFE INSURANCE	\$0.00	\$1.38	\$9.66	(\$9.66)	\$0.69	(\$10.35)	0.00%
10.5.1400.2220.921.1100	MEDICAL INSURANCE	\$0.00	\$2,188.84	\$14,599.00	(\$14,599.00)	\$1,094.42	(\$15,693.42)	0.00%
10.5.1400.2220.921.6100	MEDICAL INSURANCE	\$0.00	\$315.56	\$2,104.68	(\$2,104.68)	\$157.78	(\$2,262.46)	0.00%
10.5.1400.2220.921.6220	MEDICAL INSURANCE	\$0.00	\$278.26	\$1,855.98	(\$1,855.98)	\$139.13	(\$1,995.11)	0.00%
10.5.1400.2230.921.1100	DENTAL INSURANCE	\$0.00	\$138.56	\$969.92	(\$969.92)	\$69.28	(\$1,039.20)	0.00%
10.5.1400.2230.921.6100	DENTAL INSURANCE	\$0.00	\$19.98	\$139.86	(\$139.86)	\$9.99	(\$149.85)	0.00%
10.5.1400.2230.921.6220	DENTAL INSURANCE	\$0.00	\$17.60	\$123.20	(\$123.20)	\$8.80	(\$132.00)	0.00%
10.5.2140.1000.922.1100	SALARIES, CERTIFIED STAFF	\$1,828,722.12	\$142,090.21	\$1,015,116.92	\$813,605.20	\$655,085.66	\$158,519.54	8.67%
10.5.2140.1100.922.1100	SALARIES, NON CERTIFIED STAFF	\$0.00	\$0.00	\$2,020.00	(\$2,020.00)	\$0.00	(\$2,020.00)	0.00%
10.5.2140.2110.922.1100	TEACHER'S RETIREMENT (TRS)	\$27,430.83	\$1,773.68	\$12,465.93	\$14,964.90	\$886.84	\$14,078.06	51.32%
10.5.2140.2130.922.1100	FICA	\$0.00	\$347.42	\$2,435.70	(\$2,435.70)	\$173.71	(\$2,609.41)	0.00%
10.5.2140.2140.922.1100	MEDICARE	\$26,516.47	\$1,911.76	\$13,762.22	\$12,754.25	\$1,011.75	\$11,742.50	44.28%
10.5.2140.2210.922.1100	LIFE INSURANCE	\$3,450.00	\$307.74	\$2,154.18	\$1,295.82	\$153.87	\$1,141.95	33.10%
10.5.2140.2220.922.1100	MEDICAL INSURANCE	\$310,477.50	\$29,545.56	\$198,560.36	\$111,917.14	\$14,772.78	\$97,144.36	31.29%
10.5.2140.2230.922.1100	DENTAL INSURANCE	\$19,986.30	\$1,892.66	\$13,248.62	\$6,737.68	\$946.33	\$5,791.35	28.98%
10.5.2132.3107.922.1100	CONTRACTUAL SERVICES	\$0.00	\$0.00	\$55,005.50	(\$55,005.50)	\$0.00	(\$55,005.50)	0.00%
10.5.2140.3196.922.1100	CONTRACTUAL RELATED SERVICES	\$0.00	\$45,925.78	\$55,647.58	(\$55,647.58)	\$0.00	(\$55,647.58)	0.00%
10.5.2140.3399.922.1100	TRAVEL LOCAL MILEAGE	\$0.00	\$90.13	\$559.35	(\$559.35)	\$0.00	(\$559.35)	0.00%
10.5.2140.1000.923.1100	SALARIES, CERTIFIED STAFF	\$35,000.00	\$3,500.00	\$24,600.00	\$10,400.00	\$10,500.00	(\$100.00)	-0.29%
10.5.2140.2130.923.1100	FICA	\$0.00	\$204.44	\$1,382.08	(\$1,382.08)	\$102.22	(\$1,484.30)	0.00%
10.5.2140.2140.923.1100	MEDICARE	\$1,032.50	\$47.82	\$323.31	\$709.19	\$23.91	\$685.28	66.37%
10.5.2140.2210.923.1100	LIFE INSURANCE	\$276.00	\$13.80	\$96.60	\$179.40	\$6.90	\$172.50	62.50%
10.5.2140.2220.923.1100	MEDICAL INSURANCE	\$7,187.03	\$706.98	\$4,715.34	\$2,471.69	\$353.49	\$2,118.20	29.47%
10.5.2140.2230.923.1100	DENTAL INSURANCE	\$479.11	\$46.52	\$325.64	\$153.47	\$23.26	\$130.21	27.18%
10.5.2130.1100.924.1100	SALARIES, NON CERTIFIED STAFF	\$859,903.81	\$57,270.15	\$405,621.49	\$454,282.32	\$211,982.19	\$242,300.13	28.18%
10.5.2131.1100.924.1100	SALARIES, NON CERTIFIED STAFF	\$0.00	\$0.00	\$100.00	(\$100.00)	\$0.00	(\$100.00)	0.00%
10.5.2130.2110.924.1100	TEACHER'S RETIREMENT (TRS)	\$0.00	\$140.89	\$1,135.33	(\$1,135.33)	\$69.93	(\$1,205.26)	0.00%
10.5.2130.2120.924.1100	MUNICIPAL RETIREMENT	\$17,974.79	\$971.98	\$6,663.67	\$11,311.12	\$483.75	\$10,827.37	60.24%
10.5.2131.2120.924.1100	MUNICIPAL RETIREMENT	\$0.00	\$0.00	\$2.25	(\$2.25)	\$0.00	(\$2.25)	0.00%
10.5.2130.2130.924.1100	FICA	\$49,530.55	\$2,893.37	\$19,921.33	\$29,609.22	\$1,393.94	\$28,215.28	56.97%
10.5.2131.2130.924.1100	FICA	\$0.00	\$0.00	\$5.53	(\$5.53)	\$0.00	(\$5.53)	0.00%
10.5.2130.2140.924.1100	MEDICARE	\$11,583.76	\$773.86	\$5,477.29	\$6,106.47	\$374.00	\$5,732.47	49.49%
10.5.2131.2140.924.1100	MEDICARE	\$0.00	\$0.00	\$1.29	(\$1.29)	\$0.00	(\$1.29)	0.00%
10.5.2130.2210.924.1100	LIFE INSURANCE	\$4,446.00	\$69.20	\$498.20	\$3,947.80	\$35.75	\$3,912.05	87.99%
10.5.2130.2220.924.1100	MEDICAL INSURANCE	\$210,539.62	\$16,087.13	\$112,216.77	\$98,322.85	\$8,537.28	\$89,785.57	42.65%
10.5.2130.2230.924.1100	DENTAL INSURANCE	\$13,634.23	\$1,180.08	\$8,565.48	\$5,068.75	\$628.20	\$4,440.55	32.57%
10.5.2130.3399.924.1100	TRAVEL LOCAL MILEAGE	\$0.00	\$55.55	\$73.18	(\$73.18)	\$0.00	(\$73.18)	0.00%
10.5.2130.1000.925.1100	SALARIES, CERTIFIED STAFF	\$0.00	\$1,625.82	\$11,380.74	(\$11,380.74)	\$8,129.11	(\$19,509.85)	0.00%
10.5.2130.2110.925.1100	TEACHER'S RETIREMENT (TRS)	\$0.00	\$20.32	\$142.24	(\$142.24)	\$10.16	(\$152.40)	0.00%
10.5.2130.2120.925.1100	MUNICIPAL RETIREMENT	\$0.00	\$36.58	\$256.06	(\$256.06)	\$18.29	(\$274.35)	0.00%
10.5.2130.2130.925.1100	FICA	\$0.00	\$95.46	\$653.18	(\$653.18)	\$47.73	(\$700.91)	0.00%
10.5.2130.2140.925.1100	MEDICARE	\$0.00	\$22.32	\$152.72	(\$152.72)	\$11.16	(\$163.88)	0.00%
10.5.2130.2210.925.1100	LIFE INSURANCE	\$0.00	\$2.10	\$14.70	(\$14.70)	\$1.05	(\$15.75)	0.00%
10.5.2130.2220.925.1100	MEDICAL INSURANCE	\$0.00	\$323.62	\$2,158.46	(\$2,158.46)	\$161.81	(\$2,320.27)	0.00%
10.5.2130.2230.925.1100	DENTAL INSURANCE	\$0.00	\$21.30	\$149.10	(\$149.10)	\$10.65	(\$159.75)	0.00%
10.5.1207.1000.926.1100	SALARIES, CERTIFIED STAFF	\$0.00	\$7,727.50	\$54,092.50	(\$54,092.50)	\$38,637.44	(\$92,729.94)	0.00%

160

LaGrange Area Dept. of Special Education

Monthly Expenditures

From Date: 3/1/2023

To Date: 3/31/2023

Fiscal Year: 2022-2023

- Subtotal by Collapse Mask
 Include pre encumbrance
 Print accounts with zero balance
 Filter Encumbrance Detail by Date Range
 Exclude Inactive Accounts with zero balance

Account Number	Description	GL Budget	Range To Date	YTD	Balance	Encumbrance	Budget Balance	% Bud
10.5.2110.1000.926.1100	SALARIES, CERTIFIED STAFF	\$1,345,183.54	\$89,502.77	\$626,633.52	\$718,550.02	\$414,176.28	\$304,373.74	22.63%
10.5.2410.1000.926.1100	SALARIES, CERTIFIED STAFF	\$0.00	\$492.84	\$3,449.88	(\$3,449.88)	\$2,464.20	(\$5,914.08)	0.00%
10.5.2570.1005.926.1100	STIPENDS-CERTIFIED	\$0.00	\$217.72	\$1,850.63	(\$1,850.63)	\$762.43	(\$2,613.06)	0.00%
10.5.2110.1100.926.1100	SALARIES, NON CERTIFIED STAFF	\$0.00	\$3,756.59	\$25,752.95	(\$25,752.95)	\$11,480.52	(\$37,233.47)	0.00%
10.5.1207.2110.926.1100	TEACHER'S RETIREMENT (TRS)	\$0.00	\$96.60	\$676.20	(\$676.20)	\$48.30	(\$724.50)	0.00%
10.5.2110.2110.926.1100	TEACHER'S RETIREMENT (TRS)	\$20,191.45	\$1,117.24	\$7,831.23	\$12,360.22	\$558.06	\$11,802.16	58.45%
10.5.2410.2110.926.1100	TEACHER'S RETIREMENT (TRS)	\$0.00	\$6.16	\$43.12	(\$43.12)	\$3.08	(\$46.20)	0.00%
10.5.2570.2110.926.1100	TEACHER'S RETIREMENT (TRS)	\$0.00	\$0.00	\$1.35	(\$1.35)	\$0.00	(\$1.35)	0.00%
10.5.2110.2120.926.1100	MUNICIPAL RETIREMENT	\$0.00	\$0.00	\$22.30	(\$22.30)	\$0.00	(\$22.30)	0.00%
10.5.2110.2130.926.1100	FICA	\$0.00	\$750.67	\$5,224.70	(\$5,224.70)	\$369.14	(\$5,593.84)	0.00%
10.5.1207.2140.926.1100	MEDICARE	\$0.00	\$112.08	\$784.56	(\$784.56)	\$56.04	(\$840.60)	0.00%
10.5.2110.2140.926.1100	MEDICARE	\$20,243.41	\$1,260.73	\$8,914.16	\$11,329.25	\$627.27	\$10,701.98	52.87%
10.5.2410.2140.926.1100	MEDICARE	\$0.00	\$7.10	\$49.70	(\$49.70)	\$3.55	(\$53.25)	0.00%
10.5.2570.2140.926.1100	MEDICARE	\$0.00	\$2.89	\$25.06	(\$25.06)	\$1.44	(\$26.50)	0.00%
10.5.1207.2210.926.1100	LIFE INSURANCE	\$0.00	\$13.80	\$96.60	(\$96.60)	\$6.90	(\$103.50)	0.00%
10.5.2110.2210.926.1100	LIFE INSURANCE	\$3,312.00	\$216.66	\$1,516.62	\$1,795.38	\$108.33	\$1,687.05	50.94%
10.5.2410.2210.926.1100	LIFE INSURANCE	\$0.00	\$0.68	\$4.76	(\$4.76)	\$0.34	(\$5.10)	0.00%
10.5.2110.2220.926.1100	MEDICAL INSURANCE	\$219,031.86	\$17,635.12	\$119,621.20	\$99,410.66	\$8,817.56	\$90,593.10	41.36%
10.5.2110.2230.926.1100	DENTAL INSURANCE	\$19,189.76	\$1,225.58	\$8,579.06	\$10,610.70	\$612.79	\$9,997.91	52.10%
10.5.2410.2230.926.1100	DENTAL INSURANCE	\$0.00	\$7.04	\$49.28	(\$49.28)	\$3.52	(\$52.80)	0.00%
10.5.1200.3399.926.1120	TRAVEL LOCAL MILEAGE	\$0.00	\$0.00	\$49.14	(\$49.14)	\$0.00	(\$49.14)	0.00%
10.5.2110.3399.926.1100	TRAVEL LOCAL MILEAGE	\$0.00	\$1,540.45	\$8,550.44	(\$8,550.44)	\$0.00	(\$8,550.44)	0.00%
10.5.2110.3399.926.1120	TRAVEL LOCAL MILEAGE	\$0.00	\$0.00	\$187.38	(\$187.38)	\$0.00	(\$187.38)	0.00%
10.5.2150.1000.927.1000	SALARIES, CERTIFIED STAFF	\$0.00	\$0.00	\$100.00	(\$100.00)	\$0.00	(\$100.00)	0.00%
10.5.2150.1000.927.1100	SALARIES, CERTIFIED STAFF	\$3,159,782.82	\$261,828.09	\$1,903,209.86	\$1,256,572.96	\$1,325,486.35	(\$68,913.39)	-2.18%
10.5.2150.2110.927.1100	TEACHER'S RETIREMENT (TRS)	\$48,751.07	\$3,229.46	\$23,207.91	\$25,543.16	\$1,718.99	\$23,824.17	48.87%
10.5.2150.2130.927.1100	FICA	\$0.00	\$0.00	\$1,185.99	(\$1,185.99)	\$0.00	(\$1,185.99)	0.00%
10.5.2150.2140.927.1000	MEDICARE	\$0.00	\$0.00	\$1.45	(\$1.45)	\$0.00	(\$1.45)	0.00%
10.5.2150.2140.927.1100	MEDICARE	\$45,816.85	\$3,560.22	\$26,012.27	\$19,804.58	\$1,876.99	\$17,927.59	39.13%
10.5.2150.2210.927.1100	LIFE INSURANCE	\$8,486.00	\$579.60	\$4,140.00	\$4,346.00	\$289.80	\$4,056.20	47.80%
10.5.2150.2220.927.1100	MEDICAL INSURANCE	\$451,072.52	\$50,821.48	\$339,392.12	\$111,680.40	\$25,410.74	\$86,269.66	19.13%
10.5.2150.2230.927.1100	DENTAL INSURANCE	\$37,055.79	\$3,473.92	\$24,496.98	\$12,558.81	\$1,736.96	\$10,821.85	29.20%
10.5.2150.3399.927.1100	TRAVEL LOCAL MILEAGE	\$0.00	\$122.50	\$1,695.92	(\$1,695.92)	\$0.00	(\$1,695.92)	0.00%
10.5.1000.1000.928.1100	SALARIES, CERTIFIED STAFF	\$0.00	\$11,426.50	\$79,171.23	(\$79,171.23)	\$57,132.54	(\$136,303.77)	0.00%
10.5.1200.1000.928.1100	SALARIES, CERTIFIED STAFF	\$2,582,345.33	\$222,229.64	\$1,489,276.32	\$1,093,069.01	\$954,793.25	\$138,275.76	5.35%
10.5.1400.1000.928.6220	SALARIES, CERTIFIED STAFF	\$49,837.50	\$4,983.76	\$34,886.32	\$14,951.18	\$14,951.18	\$0.00	0.00%
10.5.2150.1000.928.1100	SALARIES, CERTIFIED STAFF	\$0.00	\$7,841.10	\$53,563.62	(\$53,563.62)	\$38,102.00	(\$91,665.62)	0.00%
10.5.2570.1005.928.1100	STIPENDS-CERTIFIED	\$0.00	\$37.54	\$319.09	(\$319.09)	\$131.45	(\$450.54)	0.00%
10.5.1000.2110.928.1100	TEACHER'S RETIREMENT (TRS)	\$0.00	\$142.82	\$989.58	(\$989.58)	\$71.41	(\$1,060.99)	0.00%
10.5.1200.2110.928.1100	TEACHER'S RETIREMENT (TRS)	\$39,167.47	\$2,776.03	\$18,607.47	\$20,560.00	\$1,305.51	\$19,254.49	49.16%
10.5.1400.2110.928.6220	TEACHER'S RETIREMENT (TRS)	\$747.56	\$62.30	\$436.10	\$311.46	\$31.15	\$280.31	37.50%
10.5.2150.2110.928.1100	TEACHER'S RETIREMENT (TRS)	\$0.00	\$98.02	\$669.58	(\$669.58)	\$47.63	(\$717.21)	0.00%
10.5.2570.2110.928.1100	TEACHER'S RETIREMENT (TRS)	\$0.00	\$0.00	\$0.96	(\$0.96)	\$0.00	(\$0.96)	0.00%
10.5.1200.2120.928.1100	MUNICIPAL RETIREMENT	\$0.00	\$45.37	\$55.80	(\$55.80)	\$41.81	(\$97.61)	0.00%
10.5.1200.2130.928.1100	FICA	\$0.00	\$796.54	\$3,996.20	(\$3,996.20)	\$366.52	(\$4,362.72)	0.00%
10.5.1000.2140.928.1100	MEDICARE	\$0.00	\$158.12	\$1,092.07	(\$1,092.07)	\$79.06	(\$1,171.13)	0.00%
10.5.1200.2140.928.1100	MEDICARE	\$37,444.01	\$3,050.31	\$20,556.14	\$16,887.87	\$1,430.75	\$15,457.12	41.28%
10.5.1400.2140.928.6220	MEDICARE	\$722.64	\$63.36	\$446.32	\$276.32	\$31.68	\$244.64	33.85%
10.5.2150.2140.928.1100	MEDICARE	\$0.00	\$103.56	\$709.72	(\$709.72)	\$50.18	(\$759.90)	0.00%
10.5.2570.2140.928.1100	MEDICARE	\$0.00	\$0.50	\$4.39	(\$4.39)	\$0.25	(\$4.64)	0.00%

161

LaGrange Area Dept. of Special Education

Monthly Expenditures

From Date: 3/1/2023

To Date: 3/31/2023

Fiscal Year: 2022-2023

- Subtotal by Collapse Mask
 Include pre encumbrance
 Print accounts with zero balance
 Filter Encumbrance Detail by Date Range
 Exclude Inactive Accounts with zero balance

Account Number	Description	GL Budget	Range To Date	YTD	Balance	Encumbrance	Budget Balance	% Bud
10.5.1000.2210.928.1100	LIFE INSURANCE	\$0.00	\$27.60	\$193.20	(\$193.20)	\$13.80	(\$207.00)	0.00%
10.5.1200.2210.928.1100	LIFE INSURANCE	\$7,382.00	\$513.41	\$3,464.31	\$3,917.69	\$250.70	\$3,666.99	49.67%
10.5.1400.2210.928.6220	LIFE INSURANCE	\$138.00	\$13.80	\$96.60	\$41.40	\$6.90	\$34.50	25.00%
10.5.2150.2210.928.1100	LIFE INSURANCE	\$0.00	\$13.80	\$96.60	(\$96.60)	\$6.90	(\$103.50)	0.00%
10.5.1000.2220.928.1100	MEDICAL INSURANCE	\$0.00	\$1,413.96	\$9,430.68	(\$9,430.68)	\$706.98	(\$10,137.66)	0.00%
10.5.1200.2220.928.1100	MEDICAL INSURANCE	\$342,438.22	\$35,821.06	\$220,094.82	\$122,343.40	\$17,910.53	\$104,432.87	30.50%
10.5.1400.2220.928.6220	MEDICAL INSURANCE	\$22,938.71	\$2,256.26	\$15,048.62	\$7,890.09	\$1,128.13	\$6,761.96	29.48%
10.5.2150.2220.928.1100	MEDICAL INSURANCE	\$0.00	\$1,461.62	\$9,748.54	(\$9,748.54)	\$730.81	(\$10,479.35)	0.00%
10.5.1000.2230.928.1100	DENTAL INSURANCE	\$0.00	\$93.04	\$651.28	(\$651.28)	\$46.52	(\$697.80)	0.00%
10.5.1200.2230.928.1100	DENTAL INSURANCE	\$22,048.86	\$2,275.18	\$15,002.51	\$7,046.35	\$1,114.33	\$5,932.02	26.90%
10.5.1400.2230.928.6220	DENTAL INSURANCE	\$1,451.38	\$140.92	\$986.44	\$464.94	\$70.46	\$394.48	27.18%
10.5.2150.2230.928.1100	DENTAL INSURANCE	\$0.00	\$99.58	\$697.06	(\$697.06)	\$49.79	(\$746.85)	0.00%
10.5.1200.3399.928.1020	TRAVEL LOCAL MILEAGE	\$0.00	\$0.00	\$259.82	(\$259.82)	\$0.00	(\$259.82)	0.00%
10.5.1200.3399.928.1100	TRAVEL LOCAL MILEAGE	\$0.00	\$255.45	\$2,444.45	(\$2,444.45)	\$0.00	(\$2,444.45)	0.00%
10.5.1200.3399.928.1120	TRAVEL LOCAL MILEAGE	\$0.00	\$0.00	\$49.95	(\$49.95)	\$0.00	(\$49.95)	0.00%
10.5.2630.1100.929.1100	SALARIES, NON CERTIFIED STAFF	\$0.00	\$6,437.50	\$55,296.75	(\$55,296.75)	\$22,531.25	(\$77,828.00)	0.00%
10.5.2630.2120.929.1100	MUNICIPAL RETIREMENT	\$0.00	\$144.84	\$1,244.15	(\$1,244.15)	\$72.42	(\$1,316.57)	0.00%
10.5.2630.2130.929.1100	FICA	\$0.00	\$379.96	\$3,309.13	(\$3,309.13)	\$189.98	(\$3,499.11)	0.00%
10.5.2630.2140.929.1100	MEDICARE	\$0.00	\$88.86	\$773.88	(\$773.88)	\$44.43	(\$818.31)	0.00%
10.5.2630.2210.929.1100	LIFE INSURANCE	\$0.00	\$13.80	\$96.60	(\$96.60)	\$6.90	(\$103.50)	0.00%
10.5.2630.2220.929.1100	MEDICAL INSURANCE	\$0.00	\$2,782.66	\$18,559.66	(\$18,559.66)	\$1,391.33	(\$19,950.99)	0.00%
10.5.2630.2230.929.1100	DENTAL INSURANCE	\$0.00	\$140.92	\$986.44	(\$986.44)	\$70.46	(\$1,056.90)	0.00%
10.5.2570.3400.929.1100	COMMUNICATION-TELEPHONE	\$0.00	\$0.00	(\$99.99)	\$99.99	\$0.00	\$99.99	0.00%
10.5.1400.1100.930.6220	SALARIES, NON CERTIFIED STAFF	\$85,000.00	\$6,875.00	\$58,437.50	\$26,562.50	\$24,062.50	\$2,500.00	2.94%
10.5.1400.2120.930.6220	MUNICIPAL RETIREMENT	\$1,912.50	\$154.68	\$1,314.78	\$597.72	\$77.34	\$520.38	27.21%
10.5.1400.2130.930.6220	FICA	\$5,270.00	\$413.68	\$3,538.91	\$1,731.09	\$206.84	\$1,524.25	28.92%
10.5.1400.2140.930.6220	MEDICARE	\$1,232.50	\$96.74	\$827.58	\$404.92	\$48.37	\$356.55	28.93%
10.5.1400.2210.930.6220	LIFE INSURANCE	\$138.00	\$4.60	\$32.20	\$105.80	\$2.30	\$103.50	75.00%
10.5.1400.2220.930.6220	MEDICAL INSURANCE	\$7,187.03	\$706.98	\$4,715.34	\$2,471.69	\$353.49	\$2,118.20	29.47%
10.5.1400.2230.930.6220	DENTAL INSURANCE	\$479.11	\$46.52	\$325.64	\$153.47	\$23.26	\$130.21	27.18%
10.5.1400.3399.930.6220	TRAVEL LOCAL MILEAGE	\$0.00	\$0.00	\$79.59	(\$79.59)	\$0.00	(\$79.59)	0.00%
10.5.1400.1100.931.6100	SALARIES, NON CERTIFIED STAFF	\$147,914.53	\$5,278.76	\$44,869.46	\$103,045.07	\$18,475.54	\$84,569.53	57.17%
10.5.1400.1100.931.6110	SALARIES, NON CERTIFIED STAFF	\$0.00	\$3,988.96	\$33,901.08	(\$33,901.08)	\$13,961.29	(\$47,862.37)	0.00%
10.5.1400.2120.931.6100	MUNICIPAL RETIREMENT	\$3,328.08	\$118.78	\$1,009.63	\$2,318.45	\$59.39	\$2,259.06	67.88%
10.5.1400.2120.931.6110	MUNICIPAL RETIREMENT	\$0.00	\$89.76	\$762.84	(\$762.84)	\$44.88	(\$807.72)	0.00%
10.5.1400.2130.931.6100	FICA	\$9,170.70	\$314.72	\$2,697.64	\$6,473.06	\$157.36	\$6,315.70	68.87%
10.5.1400.2130.931.6110	FICA	\$0.00	\$206.92	\$1,831.02	(\$1,831.02)	\$103.46	(\$1,934.48)	0.00%
10.5.1400.2140.931.6100	MEDICARE	\$2,144.76	\$73.60	\$630.89	\$1,513.87	\$36.80	\$1,477.07	68.87%
10.5.1400.2140.931.6110	MEDICARE	\$0.00	\$48.40	\$428.21	(\$428.21)	\$24.20	(\$452.41)	0.00%
10.5.1400.2210.931.6100	LIFE INSURANCE	\$414.00	\$4.60	\$32.20	\$381.80	\$2.30	\$379.50	91.67%
10.5.1400.2210.931.6110	LIFE INSURANCE	\$0.00	\$4.60	\$32.20	(\$32.20)	\$2.30	(\$34.50)	0.00%
10.5.1400.2220.931.6100	MEDICAL INSURANCE	\$21,561.10	\$706.98	\$4,715.34	\$16,845.76	\$353.49	\$16,492.27	76.49%
10.5.1400.2220.931.6110	MEDICAL INSURANCE	\$0.00	\$2,256.26	\$15,048.62	(\$15,048.62)	\$1,128.13	(\$16,176.75)	0.00%
10.5.1400.2230.931.6100	DENTAL INSURANCE	\$1,437.32	\$46.52	\$325.64	\$1,111.68	\$23.26	\$1,088.42	75.73%
10.5.1400.2230.931.6110	DENTAL INSURANCE	\$0.00	\$140.92	\$986.44	(\$986.44)	\$70.46	(\$1,056.90)	0.00%
10.5.1400.3399.931.1100	TRAVEL LOCAL MILEAGE	\$0.00	\$0.00	\$275.69	(\$275.69)	\$0.00	(\$275.69)	0.00%
10.5.1400.3399.931.6110	TRAVEL LOCAL MILEAGE	\$0.00	\$0.00	\$250.17	(\$250.17)	\$0.00	(\$250.17)	0.00%
10.5.2550.1100.932.1100	SALARIES, NON CERTIFIED STAFF	\$0.00	\$4,194.16	\$35,650.36	(\$35,650.36)	\$14,679.57	(\$50,329.93)	0.00%
10.5.2570.1100.932.1100	SALARIES, NON CERTIFIED STAFF	\$0.00	\$0.00	\$37.50	(\$37.50)	\$0.00	(\$37.50)	0.00%
10.5.2550.2120.932.1100	MUNICIPAL RETIREMENT	\$0.00	\$94.36	\$802.06	(\$802.06)	\$47.18	(\$849.24)	0.00%

LaGrange Area Dept. of Special Education

Monthly Expenditures

From Date: 3/1/2023

To Date: 3/31/2023

Fiscal Year: 2022-2023

- Subtotal by Collapse Mask
 Include pre encumbrance
 Print accounts with zero balance
 Filter Encumbrance Detail by Date Range
 Exclude Inactive Accounts with zero balance

Account Number	Description	GL Budget	Range To Date	YTD	Balance	Encumbrance	Budget Balance	% Bud
10.5.2550.2130.932.1100	FICA	\$0.00	\$235.56	\$2,047.54	(\$2,047.54)	\$117.78	(\$2,165.32)	0.00%
10.5.2570.2130.932.1100	FICA	\$0.00	\$0.00	\$2.32	(\$2.32)	\$0.00	(\$2.32)	0.00%
10.5.2550.2140.932.1100	MEDICARE	\$0.00	\$55.10	\$478.85	(\$478.85)	\$27.55	(\$506.40)	0.00%
10.5.2570.2140.932.1100	MEDICARE	\$0.00	\$0.00	\$0.54	(\$0.54)	\$0.00	(\$0.54)	0.00%
10.5.2550.2210.932.1100	LIFE INSURANCE	\$0.00	\$4.60	\$32.20	(\$32.20)	\$2.30	(\$34.50)	0.00%
10.5.2550.2220.932.1100	MEDICAL INSURANCE	\$0.00	\$2,782.66	\$18,559.66	(\$18,559.66)	\$1,391.33	(\$19,950.99)	0.00%
10.5.2550.2230.932.1100	DENTAL INSURANCE	\$0.00	\$176.14	\$1,232.98	(\$1,232.98)	\$88.07	(\$1,321.05)	0.00%
10.5.1400.1100.933.6220	SALARIES, NON CERTIFIED STAFF	\$40,161.81	\$0.00	\$0.00	\$40,161.81	\$0.00	\$40,161.81	100.00%
10.5.1400.2120.933.6220	MUNICIPAL RETIREMENT	\$1,297.04	\$0.00	\$0.00	\$1,297.04	\$0.00	\$1,297.04	100.00%
10.5.1400.2130.933.6220	FICA	\$2,419.73	\$0.00	\$0.00	\$2,419.73	\$0.00	\$2,419.73	100.00%
10.5.1400.2140.933.6220	MEDICARE	\$565.91	\$0.00	\$0.00	\$565.91	\$0.00	\$565.91	100.00%
10.5.1400.2210.933.6220	LIFE INSURANCE	\$276.00	\$0.00	\$0.00	\$276.00	\$0.00	\$276.00	100.00%
10.5.1400.1100.934.6100	SALARIES, NON CERTIFIED STAFF	\$0.00	\$2,908.64	\$24,723.44	(\$24,723.44)	\$10,180.17	(\$34,903.61)	0.00%
10.5.1400.1100.934.6220	SALARIES, NON CERTIFIED STAFF	\$0.00	\$4,143.34	\$27,718.36	(\$27,718.36)	\$11,001.86	(\$38,720.22)	0.00%
10.5.1400.2120.934.6100	MUNICIPAL RETIREMENT	\$0.00	\$65.44	\$556.24	(\$556.24)	\$32.72	(\$588.96)	0.00%
10.5.1400.2120.934.6220	MUNICIPAL RETIREMENT	\$0.00	\$93.22	\$623.62	(\$623.62)	\$35.36	(\$658.98)	0.00%
10.5.1400.2130.934.6100	FICA	\$0.00	\$168.56	\$1,476.35	(\$1,476.35)	\$84.28	(\$1,560.63)	0.00%
10.5.1400.2130.934.6220	FICA	\$0.00	\$218.80	\$1,604.34	(\$1,604.34)	\$78.40	(\$1,682.74)	0.00%
10.5.1400.2140.934.6100	MEDICARE	\$0.00	\$39.42	\$345.29	(\$345.29)	\$19.71	(\$365.00)	0.00%
10.5.1400.2140.934.6220	MEDICARE	\$0.00	\$51.18	\$375.23	(\$375.23)	\$18.34	(\$393.57)	0.00%
10.5.1400.2210.934.6100	LIFE INSURANCE	\$0.00	\$4.60	\$32.20	(\$32.20)	\$2.30	(\$34.50)	0.00%
10.5.1400.2210.934.6220	LIFE INSURANCE	\$0.00	\$4.60	\$32.20	(\$32.20)	\$2.30	(\$34.50)	0.00%
10.5.1400.2220.934.6100	MEDICAL INSURANCE	\$0.00	\$2,782.66	\$18,559.66	(\$18,559.66)	\$1,391.33	(\$19,950.99)	0.00%
10.5.1400.2220.934.6220	MEDICAL INSURANCE	\$0.00	\$2,256.26	\$6,768.78	(\$6,768.78)	\$1,128.13	(\$7,896.91)	0.00%
10.5.1400.2230.934.6100	DENTAL INSURANCE	\$0.00	\$176.14	\$1,232.98	(\$1,232.98)	\$88.07	(\$1,321.05)	0.00%
10.5.1400.2230.934.6220	DENTAL INSURANCE	\$0.00	\$140.92	\$422.76	(\$422.76)	\$70.46	(\$493.22)	0.00%
10.5.1400.3399.934.1100	TRAVEL LOCAL MILEAGE	\$0.00	\$0.00	\$4.32	(\$4.32)	\$0.00	(\$4.32)	0.00%
10.5.1400.3399.934.6100	TRAVEL LOCAL MILEAGE	\$0.00	\$0.00	\$9.18	(\$9.18)	\$0.00	(\$9.18)	0.00%
10.5.1400.3399.934.6220	TRAVEL LOCAL MILEAGE	\$0.00	\$0.00	\$35.00	(\$35.00)	\$0.00	(\$35.00)	0.00%
10.5.1400.1100.935.6220	SALARIES, NON CERTIFIED STAFF	\$0.00	\$1,083.00	\$12,552.50	(\$12,552.50)	\$400.00	(\$12,952.50)	0.00%
10.5.1400.2120.935.6220	MUNICIPAL RETIREMENT	\$0.00	\$0.00	\$19.26	(\$19.26)	\$0.00	(\$19.26)	0.00%
10.5.1400.2130.935.6220	FICA	\$0.00	\$67.14	\$778.24	(\$778.24)	\$24.80	(\$803.04)	0.00%
10.5.1400.2140.935.6220	MEDICARE	\$0.00	\$15.70	\$182.00	(\$182.00)	\$5.80	(\$187.80)	0.00%
FUND: EDUCATION - 10		\$28,540,064.07	\$2,435,587.98	\$17,495,716.99	\$11,044,347.08	\$7,433,341.51	\$3,611,005.57	12.65%
20.5.0000.0000.000.4998	UNDESIGNATED	\$0.00	\$0.00	\$2,691.67	(\$2,691.67)	\$0.00	(\$2,691.67)	0.00%
20.5.2540.3100.901.1100	PROFESSIONAL TECHNICAL SERVICE	\$0.00	\$0.00	\$3,859.25	(\$3,859.25)	\$0.00	(\$3,859.25)	0.00%
20.5.2540.3107.901.1100	CONTRACTUAL SERVICES	\$0.00	\$22,745.00	\$22,745.00	(\$22,745.00)	\$0.00	(\$22,745.00)	0.00%
20.5.2320.3194.901.1100	ARCHITECT FEES	\$0.00	\$0.00	\$1,922.50	(\$1,922.50)	\$0.00	(\$1,922.50)	0.00%
20.5.2540.3194.901.2000	ARCHITECT FEES	\$0.00	\$2,126.25	\$2,341.78	(\$2,341.78)	\$0.00	(\$2,341.78)	0.00%
20.5.2540.3196.901.1100	CONTRACTUAL RELATED SERVICES	\$0.00	\$0.00	\$272,000.00	(\$272,000.00)	\$0.00	(\$272,000.00)	0.00%
FUND: OPERATIONS & MAINTENANCE - 20		\$0.00	\$24,871.25	\$305,560.20	(\$305,560.20)	\$0.00	(\$305,560.20)	0.00%
99.5.1400.4100.259.1100	OFFICE SUPPLIES LESS \$499	\$0.00	\$0.00	\$1,297.00	(\$1,297.00)	\$0.00	(\$1,297.00)	0.00%
FUND: ACTIVITY FUND - SHREDDER WORKS - 99		\$0.00	\$0.00	\$1,297.00	(\$1,297.00)	\$0.00	(\$1,297.00)	0.00%
Grand Total:		\$28,540,064.07	\$2,460,459.23	\$17,802,574.19	\$10,737,489.88	\$7,433,341.51	\$3,304,148.37	11.58%

End of Report

LYONS TOWNSHIP HIGH SCHOOL



DISTRICT 204 OFFICES 100 S. Brainard Ave., LaGrange, IL 60525-2101
• Tel: (708) 579-6456 • Fax: (708) 579-6454 • Email: epiotrowski@lths.net • Website: www.lths.net

TO: Brian Waterman, Superintendent
Board of Education
FROM: Edward M. Piotrowski, Director of Human Resources
DATE: April 17, 2023
RE: Stipend Committee Recommendations

EDWARD M. PIOTROWSKI
Director of Human Resources

BACKGROUND

In February 2023, the Stipend Committee met and reviewed proposals related to stipends for LTHS clubs, activities and athletics. Below, please find a summary of the recommendations from the Stipend Committee to be brought to the Board at the April, 2023, Board of Education Meeting.

ACTIVITIES

The following clubs are being recommended to move from pilot status to full club status, with accompanying stipend:

Battle of the Books:

Battle of the Books Club began in pilot status in the fall of the 2021-2022 school year, and is similar to a book club, however, there is a competition involved where students answer questions with a team regarding the books that are assigned. These books span multiple genres and students can pick which books they want to read, and is present at many of the associated elementary/middle schools that send students to LTHS. Participation enhances critical reading skills and public speaking abilities. They gain experience collaborating with others and working in a competitive environment. Most importantly, they gain confidence and broaden their social circles.

Interest and student participation has remained consistent throughout the pilot status period, with approximately 17 students participating in Battle of the Books Clubs meetings on a regular basis. Additionally, the club participated in Future Freshman Night and received a great deal of interest from incoming 9th graders who are currently participating at their school.

Competitions can be held both internally among club members, but the goal is also to arrange competitions against other school districts. Club sponsors and students have already been in contact with other local clubs (Sandburg, Marist, Hinsdale South) to arrange for competitions, and LTHS will be hosting a competition on April 29, 2023.

The Stipend Committee has reviewed this request and is recommending the creation of a Battle of the Books Club sponsor at a 2.64% stipend.

The total cost associated with the stipend recommended above for the Battle of the Books Club is \$1,420.39.

Yarn and Thread Club:

Yarn and Thread Club began in pilot status in the fall of the 2021-2022 school year as a place for individuals to share their interest in a multitude of hobbies, all centered around-you guessed it-yarn and thread. This includes crochet, knitting, embroidery, quilting, friendship-bracelet making, macrame, and other similar activities. Not only does this club serve as an opportunity to share project ideas and inspire others' creativity, but it is also a place to learn about new crafts and work together on a larger piece each year.

Interest and student participation has remained high throughout the pilot status period, with approximately 45 students participating in Yarn and Thread Club meetings and events.

The Stipend Committee has reviewed this request and is recommending the creation of a Yarn and Thread Club sponsor at a 2.64% stipend.

The total cost associated with the stipend recommended above for the Yarn and Thread Club is \$1,420.39.

RECOMMENDATION

We recommend that the Board approve the Stipend Committee recommendations as provided above.

**LYONS TOWNSHIP HIGH SCHOOL DISTRICT 204
OVERNIGHT TRAVEL REQUEST**


All requests for student travel that include overnight lodging must be submitted for approval to the Superintendent using this form. Please complete your Travel Request with the assistance of your Division Chair or the Director of Student Activities. Your request requires the signatures of all administrative staff members listed below. All requests must be submitted to the Superintendent's office no later than **one month prior** to the next scheduled Board Meeting, unless travel is for unforeseen advancement in a state competition. All District policies and regulations governing student behavior remain in full effect for the duration of the overnight trip, and sponsors and chaperones are expected to fully enforce all applicable rules.

1. Group submitting request: LT Robotics Team
2. Sponsor's name(s) submitting request: Blake Sauders & Matt Van Diepen
3. Destination(s) of trip: VEX Robotics World Championship (Dallas, TX)
4. Number of students participating: 6
5. Dates of requested travel: April 24 -28, 2023
6. Is this an IHSA or ILMEA event? Yes No
7. Will students miss more than one school day? Yes No If Yes, how many days? 5

Overnight Travel Request Funding Summary		
Funding from LTHS adopted budget	\$ 0.00	
Additional School Board funding request	\$ 8,965.00	
Total cost to LTHS		\$ 8,965.00
Club Fundraising/Participant funding		\$ 0.00
TOTAL COST OF OVERNIGHT TRAVEL		\$ 8,965.00

APPROVALS

Yes No


Division Chair or Activities Director

13 MARCH 2023
Date

Yes No


Associate Principal

3/14/23
Date

Yes No


Principal


4/3/23
Date

Yes No


Director of Business Services

4/4/23
Date

Yes No


Superintendent

4/4/23
Date

COST DETAIL

If you are seeking LTHS Board of Education funding, please indicate which level by checking one of the boxes below.

- Funding Level I: In-State** sanctioned competitions or National competitions subsequent to advancement at the state level

The Board of Education will fund lodging, transportation, registration, and meals.

*All chaperone costs will be covered, including meals (with itemized receipts).

- Funding Level II: Invitational** competition

The Board of Education will fund lodging and registration.

*All chaperone costs will be covered, including meals (with itemized receipts).

- Funding Level III: All other** overnight trips

The Board of Education will not fund any expenses, including chaperone costs. All costs must be funded by the group and/or paid for by the travelers.

Cost to LTHS						
Level Requested	Registration	Lodging	Transportation	Meals (\$25/day)	Other costs	Total
Level I	\$ 1,200.00	\$ 3,940.00	\$ 3,000.00	\$ 1,125.00	\$ 0.00	\$ 9,265.00
Level II						\$ 0.00
Cost to School Group and/or Participants/Family						
Level Requested	Registration	Lodging	Transportation	Meals (\$25/day)	Other costs	Total
Level II						\$ 0.00
Level III						\$ 0.00
Total Cost of Level II trip						\$ 0.00

Individual Cost per Traveler						
Traveler	Registration	Lodging	Transportation	Meals (\$25/day)	Other costs	Total
Student						\$ 0.00
Chaperone						\$ 0.00
Per student total cost, per travel agent (Level III only)						

Overnight Travel Request Funding Summary		
Board account number(s)	10E000 1517 3318 00 540000	
Student Activity account number(s)	98L000 9315	
Funding from LTHS adopted budget	\$ 0.00	
Additional School Board funding request	\$ 8,965.00	
Total cost to LTHS		\$ 8,965.00
Student Activity Account funding	\$ 0.00	
Participant funding	\$ 0.00	
Club Fundraising/Participant funding		\$ 0.00
TOTAL COST OF OVERNIGHT TRAVEL 168		\$ 8,965.00

List the adult chaperones:

Blake Sauders _____
Matt Van Diepen _____
Female Chaperone TBD _____

If you plan to use funds from Student Activity Accounts, how will these funds be used?

Not applicable.

Has your group or any partnering parent organization completed any fundraising for this trip? No.

If yes, please explain: _____

TRIP RATIONALE

1. Please explain in detail the purpose of the trip: The LT Robotics team has qualified for the 2023 VEX Robotics World Championship in Dallas, Texas. Students will compete against roughly 800 high school teams from around the world. The team members of 23880B have qualified and will compete.

2. Would you describe this trip as a competition or an educational opportunity? Please explain:
This trip is both a competition and an educational opportunity for the students. Students will compete against and partner with thousands of students from around the world. They will have to overcome obstacles and work with these other teams so that their team has a chance at success.

3. Has LT sent students on this trip before? Is it an annual trip? Please provide any history or background regarding this particular trip: We have competed in the World Championship four times previously. In 2021, we won the World Championship Design Award. Last year, we won the World Championship Poster Design Award. Officially recognized by the Guinness World Records as the largest robotics competition on earth, this competitive robotics event brings more than 1,400 of the best VEX teams (high school, middle school, and university), leading technology companies, and volunteers to celebrate the students' achievements in STEM.

4. How were students selected for this trip and how will their experience benefit the school? At the beginning of the school year, we let students form their own teams. We do encourage them to assemble the skills necessary for a successful team. Somebody needs to be a building, programmer, strategist, PR, and other jobs they feel best suit their team. We do have final say over teams and do make changes as we see fit.

5. What grade are the student participants currently in? 10 - 12

6. Describe the itinerary. If it is easier to attach an itinerary, please do so. Please also attach any forms, publicity materials, or other resources explaining the trip:

April 24: Flight to Dallas

April 25 -27: Daily competition from 7am to 7pm

April 28: Flight to Chicago

VEX has not set the final itinerary yet, nor have we finalized travel arrangements.

7. Has a travel agent or tour company been used? Yes No
If Yes, attach all contact information and proof of insurance coverage provided by the company.

8. Please submit a comprehensive list of all students who will participate.



Worlds Overnight Approval Request

1 message

Sun, Mar 12, 2023 at 11:31 AM

Blake Sauders <bsauders@d204.lths.net>
To: Peter Geddeis <pgeddeis@d204.lths.net>, Jennifer Pasko <jpasko@d204.lths.net>
Cc: Matthew Van Diepen <mvandiepen@d204.lths.net>

Attached the Overnight Travel Request for Robotics Worlds April 24-28

Below are the students I believe who will attend but not finalized yet

Cundiff	David	512557
Dudek	Dominick	513145
Hendricks	Cali	510909
Miller	Saverio	510774
Rife	Matthew	513296
Talapin	Michael	511008

Blake Sauders

Lions Township High School
Engineering/Architecture
LTHS Robotics Coach

Overnight travel request form Worlds 23.pdf
1155K

LYONS TOWNSHIP HIGH SCHOOL DISTRICT 204
OVERNIGHT TRAVEL REQUEST

All requests for student travel that include overnight lodging must be submitted for approval to the Superintendent using this form. Please complete your Travel Request with the assistance of your Division Chair or the Director of Student Activities. Your request requires the signatures of all administrative staff members listed below. All requests must be submitted to the Superintendent's office no later than **one month prior** to the next scheduled Board Meeting, unless travel is for unforeseen advancement in a state competition. All District policies and regulations governing student behavior remain in full effect for the duration of the overnight trip, and sponsors and chaperones are expected to fully enforce all applicable rules.

1. Group submitting request: Mexico Immersion/Study Trip
2. Sponsor's name(s) submitting request: JoEllen Gregie, Ellen Acuña
3. Destination(s) of trip: Cuernavaca, México
4. Number of students participating: 10-36
5. Dates of requested travel: March 15 - March 30, 2024
6. Is this an IHSA or ILMEA event? Yes No
7. Will students miss more than one school day? Yes No If Yes, how many days? 5

Overnight Travel Request Funding Summary		
Funding from LTHS adopted budget	\$ 0.00	Substitutes for 2 @ 5 days
Additional School Board funding request	\$ 1,200.00	
Total cost to LTHS	\$ 1,200.00	
Club Fundraising/Participant funding	\$ 34,450.00	
TOTAL COST OF OVERNIGHT TRAVEL		\$ 35,650.00

APPROVALS

Yes <input checked="" type="checkbox"/>	No <input type="checkbox"/>	 _____ Division Chair or Activities Director	4/6/2023 _____ Date
Yes <input checked="" type="checkbox"/>	No <input type="checkbox"/>	 _____ Associate Principal	4/6/2023 _____ Date
Yes <input checked="" type="checkbox"/>	No <input type="checkbox"/>	 _____ Principal	4/6/23 _____ Date
Yes <input checked="" type="checkbox"/>	No <input type="checkbox"/>	 _____ Director of Business Services	4/12/23 _____ Date
Yes <input checked="" type="checkbox"/>	No <input type="checkbox"/>	 _____ Superintendent	4/12/23 _____ Date

For Office Use Only: 172
Please send completed copies to all individuals listed on this page,
the Business Office, and the person requesting the trip.

COST DETAIL

If you are seeking LTHS Board of Education funding, please indicate which level by checking one of the boxes below.

- Funding Level I:** In-State sanctioned competitions or National competitions subsequent to advancement at the state level

The Board of Education will fund lodging, transportation, registration, and meals.

*All chaperone costs will be covered, including meals (with itemized receipts).

- Funding Level II:** Invitational competition

The Board of Education will fund lodging and registration.

*All chaperone costs will be covered, including meals (with itemized receipts).

- Funding Level III:** All other overnight trips

The Board of Education will not fund any expenses, including chaperone costs. All costs must be funded by the group and/or paid for by the travelers.

Cost to LTHS						
Level Requested	Registration	Lodging	Transportation	Meals (\$25/day)	Other costs	Total
Level I						\$ 0.00
Level II						\$ 0.00
Cost to School Group and/or Participants/Family						
Level Requested	Registration	Lodging	Transportation	Meals (\$25/day)	Other costs	Total
Level II						\$ 0.00
Level III	\$ 2,445.00		\$ 1,000.00			\$ 3,445.00
Total Cost of Level II trip						\$ 0.00

Individual Cost per Traveler						
Traveler	Registration	Lodging	Transportation	Meals (\$25/day)	Other costs	Total
Student	\$ 2,445.00		\$ 1,000.00			\$ 3,445.00
Chaperone						\$ 0.00
Per student total cost, per travel agent (Level III only)						\$ 3,445.00

Overnight Travel Request Funding Summary		
Board account number(s)		
Student Activity account number(s)		
Funding from LTHS adopted budget		
Additional School Board funding request	\$ 1,200.00	
Total cost to LTHS		\$ 1,200.00
Student Activity Account funding		
Participant funding	\$ 34,450.00	
Club Fundraising/Participant funding		\$ 34,450.00
TOTAL COST OF OVERNIGHT TRAVEL	173	\$ 35,650.00

List the adult chaperones:

JoEllen Gregic _____

Ellen Acuña _____

If you plan to use funds from Student Activity Accounts, how will these funds be used?

Has your group or any partnering parent organization completed any fundraising for this trip? _____

If yes, please explain: _____

TRIP RATIONALE

1. Please explain in detail the purpose of the trip: _____

To give students learning Spanish an educational, language and cultural immersion experience by living in Cuernavaca, México for two weeks. Students will pair or triple up with other LTHS travelers and live with a host family, attend daily classes at Universidad Internacional and participate in many excursions and activities.

2. Would you describe this trip as a competition or an educational opportunity? Please explain: _____

This is an educational opportunity. Students will be immersed in the Spanish language and Mexican culture by living with host families, attending daily classes and participating in excursions and activities. Through Universidad Internacional's approach to language acquisition with a student-teacher ratio of 5:1, by the end of our 2 week stay, students' language skills and confidence improve exponentially.

3. Has LT sent students on this trip before? Is it an annual trip? Please provide any history or background regarding this particular trip: This is a biennial trip which began in March, 1987,

with 9 students. JoEllen Gregie was one of them. Over the last 36 years a strong relationship has formed between the LTHS chaperones and the administration, tour company and host families of Universidad Internacional. The professionalism, talent and love for their vocation is on par with that of LTHS and there are no dry eyes when the students board the bus to return to the airport at the end of the trip. It's never "adiós" but rather "hasta luego" as many form a long-lasting bond.

4. How were students selected for this trip and how will their experience benefit the school? Students in levels 2A and up, including Heritage Speaker courses, may apply. Selection criteria is:

Be enrolled in a Spanish course at LTHS for the entire school year, maintain a "C" in EACH class from the time of application to departure and have positive recommendations from all teachers, counselors, Assistant Principals and social workers based on cooperation, flexibility, motivation, dependability and maturity, all of which create positive role models and leadership skills.

5. What grade are the student participants currently in? 9-12

6. Describe the itinerary. If it is easier to attach an itinerary, please do so. Please also attach any forms, publicity materials, or other resources explaining the trip:

Tentative itinerary attached.

Students share their own bedroom and private bathroom. Wifi is available in the homes and at school.

Our students assimilate into the families immediately, enjoy all meals with them and experience, first hand "sobremesa", which is sitting at the dinner table long after the meal has ended to talk and enjoy both the food and the friendship. The families transport our students to and from school every day as well as to and from their evening activities. With a daily 9pm curfew there is plenty of time to keep up with and submit any LTHS assignments they may have been pre-assigned.

7. Has a travel agent or tour company been used? Yes No

If Yes, attach all contact information and proof of insurance coverage provided by the company.

8. Please submit a comprehensive list of all students who will participate.

MEXICO 2024
LYONS TOWNSHIP HIGH SCHOOL
EDUCATIONAL IMMERSION TRIP TO CUERNAVACA

RATIONALE

To give students an educational, language and cultural immersion experience by living in Cuernavaca, México for two weeks. Students will live with host families, attend classes and participate in several excursions and activities.

PROPOSED ITINERARY

Friday, March 15, 2024: Depart Chicago, arrive Mexico City and transport to Cuernavaca by private bus.

Saturday, March 16, 2024 – Friday March 29, 2024: Live with families with LTHS student roommate. Attend classes for two weeks, participate in pre-arranged **tentative* activities and field trips.

Saturday, March 30, 2024: Return to Mexico City via private bus to fly back to Chicago.

TRANSPORTATION CARRIERS

Airline: TBD

Atuano Tour Company

First Student: Bus to/from LTHS & O'Hare on departure and return

SUMMARY OF CHAPERONE AND SUPERVISORY NEEDS

At this time, the cost of homestay, excursions and tuition is given free to the chaperones by Universidad Internacional. The remaining costs are divided among the student participants.

5 days of substitute teachers will be needed for both chaperones.

NAME AND ADDRESS OF TRAVEL AGENT TO SECURE AIR FARE

TBD

NAME AND ADDRESS OF SCHOOL and CONTACT

UNIVERSIDAD INTERNACIONAL, Francisco Cisneros, fcisneros@uninter.edu.mx
THE CENTER FOR BILINGUAL AND MULTICULTURAL STUDIES

From USA	1(800) 574-1583
	1(800) 932-2068

SAN JERONIMO 304
COLONIA TLALTENANGO
CUERNAVACA MORELOS 62179, MÉXICO

SOURCE OF FUNDING

Every student pays their own expenses
Every student splits costs for chaperones

CHAPERONES

JoEllen Gregie, Head
Ellen Acuña, Assistant

TENTATIVE/ESTIMATED Cost Per Student
(Based on 10 students, adjustments to be made accordingly)

LYONS TOWNSHIP HIGH SCHOOL 2024	
2 WEEKS: 16 DAYS, 15 NIGHTS	
Registration: Universidad Internacional	100
Tuition USD 270 x 2 (two weeks daily intensive studies at university)	540
Lodging USD 35 x 15 nights (includes 3 meals/day)	525
Teotihuacán	70
México: Chapultepec Park and Castle, Zócalo, Bellas Artes, Frida Kahlo/Dolores Olmedo Museum	170
Taxco	55
Las Estacas	75
Tepoztlán	50
Nuestros pequeños hermanos orphanage	50
Salsa Dancing Lessons	20
Group Dinner on last night	50
Tips for drivers and tour guides (per person)	50
Family Chauffeur evenings 2wks (per person)	100
Emergency fund per student <small>held by chaperones unused portion reimbursed at end of trip</small>	50
Round Trip Luggage check (Estimate)	100
Bus (to/from airport Mexico) <small>(may increase if Fine Arts does not secure bus to-from LTHS/O'Hare departure and return)</small>	120
Chaperone transport/meals during trip \$250 per chaperone/base of 10 students	50
Chaperone airfare and luggage check \$1000*2=\$2000/ base of 10 students	220
STUDENT AIRFARE* (estimation)	1000
Group T-shirt/Hat	50
ESTIMATED TOTAL per student	3445

The airfare is an estimation and will be guaranteed upon booking, however the taxes quoted may increase. based on the date reserved vs. date ticketed.

Shared costs among student travelers are based on 10 participants. Prices may increase or decrease as the number of travelers decrease or increase from 10.

NOT INCLUDED

- Student personal spending money
- Optional after-school classes such as cooking
- Student cell phone plans

Refund Policy

Once a student commits to the trip the refund policy takes effect.

FROM TIME OF ACCEPTANCE of the invitation to travel, the following is **no longer refundable** as these are shared costs among student travelers (These numbers may vary as they are based on 20 participants)

1. \$390
 - a. Bus transportation (\$120)
 - b. Chaperone transportation/meals in Cuernavaca (\$50)
 - c. Chaperone Airfare (\$220)

FULLY REFUNDABLE AT ANY TIME \$. Costs pertaining to:

1. registration
2. tuition
3. lodging
4. excursions, dance lessons
5. group dinner
6. tips
7. family chauffeur
8. emergency fund
9. round trip luggage check

FROM TIME OF TICKET PURCHASE, the airfare may not be refundable.

Should a student drop out or be released from program due to ineligibility parents will contact Travel Agent

FROM THE TIME OF ORDERING, the T-shirt/hat will no longer be refundable \$50


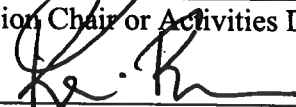



**LYONS TOWNSHIP HIGH SCHOOL DISTRICT 204
OVERNIGHT TRAVEL REQUEST**

All requests for student travel that include overnight lodging must be submitted for approval to the Superintendent using this form. Please complete your Travel Request with the assistance of your Division Chair or the Director of Student Activities. Your request requires the signatures of all administrative staff members listed below. All requests must be submitted to the Superintendent's office no later than **one month prior** to the next scheduled Board Meeting, unless travel is for unforeseen advancement in a state competition. All District policies and regulations governing student behavior remain in full effect for the duration of the overnight trip, and sponsors and chaperones are expected to fully enforce all applicable rules.

- Group submitting request: Girls Basketball (Varsity Level)
- Sponsor's name(s) submitting request: Meghan Hutchens
- Destination(s) of trip: Saturday June 23rd- Sunday June 24th
- Number of students participating: 10-15
- Dates of requested travel: 6/23-6/24
- Is this an IHSA or ILMEA event? Yes No
- Will students miss more than one school day? Yes No If Yes, how many days? _____

Overnight Travel Request Funding Summary		
Funding from LTHS adopted budget	\$ 0.00	
Additional School Board funding request	\$ 0.00	
Total cost to LTHS		\$ 0.00
Club Fundraising/Participant funding		\$ 0.00
TOTAL COST OF OVERNIGHT TRAVEL		\$ 0.00

APPROVALS

Yes <input checked="" type="checkbox"/> No <input type="checkbox"/>	 _____ Division Chair or Activities Director	<u>3/20/23</u> Date
Yes <input checked="" type="checkbox"/> No <input type="checkbox"/>	 _____ Associate Principal	<u>3/21/23</u> Date
Yes <input checked="" type="checkbox"/> No <input type="checkbox"/>	 _____ Principal	<u>3/21/23</u> Date
Yes <input checked="" type="checkbox"/> No <input type="checkbox"/>	 _____ Director of Business Services	<u>3/23/23</u> Date
Yes <input checked="" type="checkbox"/> No <input type="checkbox"/>	 _____ Superintendent	<u>3/23/23</u> Date

For Office Use Only:
Please send completed copies to all individuals listed on this page 79 the Business Office, and the person requesting the trip.

COST DETAIL

If you are seeking LTHS Board of Education funding, please indicate which level by checking one of the boxes below.

- Funding Level I: In-State** sanctioned competitions or National competitions subsequent to advancement at the state level

The Board of Education will fund lodging, transportation, registration, and meals.

*All chaperone costs will be covered, including meals (with itemized receipts).

- Funding Level II: Invitational** competition

The Board of Education will fund lodging and registration.

*All chaperone costs will be covered, including meals (with itemized receipts).

- Funding Level III: All other** overnight trips

The Board of Education will not fund any expenses, including chaperone costs. All costs must be funded by the group and/or paid for by the travelers.

Cost to LTHS						
Level Requested	Registration	Lodging	Transportation	Meals (\$25/day)	Other costs	Total
Level I						\$ 0.00
Level II						\$ 0.00
Cost to School Group and/or Participants/Family						
Level Requested	Registration	Lodging	Transportation	Meals (\$25/day)	Other costs	Total
Level II						\$ 0.00
Level III	\$ 500.00	\$ 250.00				\$ 750.00

Total Cost of Level II trip	\$ 0.00
------------------------------------	----------------

Individual Cost per Traveler						
Traveler	Registration	Lodging	Transportation	Meals (\$25/day)	Other costs	Total
Student		\$ 125.00	\$ 0.00	\$ 100.00		\$ 225.00
Chaperone	\$ 0.00	\$ 125.00	\$ 0.00	\$ 100.00		\$ 225.00
Per student total cost, per travel agent (Level III only)						

Overnight Travel Request Funding Summary						
Board account number(s)						
Student Activity account number(s)						
Funding from LTHS adopted budget						
Additional School Board funding request						
Total cost to LTHS					\$ 0.00	
Student Activity Account funding			\$ 0.00			
Participant funding						
Club Fundraising/Participant funding					\$ 0.00	
TOTAL COST OF OVERNIGHT TRAVEL						\$ 0.00

List the adult chaperones:

Meghan Hutchens

Melissa Mitidiero

Bryan Aloisio

If you plan to use funds from Student Activity Accounts, how will these funds be used?

We will purchase additional snacks for the players from the girls basketball account.

Has your group or any partnering parent organization completed any fundraising for this trip?

If yes, please explain:

Girls Basketball fundraiser throughout the season and plans on playing for the registration fee and the transportation of the athletes to and from Indiana University by driving an LT mini bus

TRIP RATIONALE

1. Please explain in detail the purpose of the trip:

We will expose our athletes to Indiana University through many avenues. The camp includes exposure to the entire campus, a tour of the athlete facilities, and competitive games against high caliber teams. This team camp will guarantee 5 basketball games, air conditioning rooms, team bonding events, and an opportunity for our athletes to experience college basketball.

2. Would you describe this trip as a competition or an educational opportunity? Please explain:

We believe this is an educational and athletic opportunity. Our student athletes will have the opportunity to visit the university and talk to Indiana University student-athletes about their college experience in juggling academics and sports at the collegiate level.

3. Has LT sent students on this trip before? Is it an annual trip? Please provide any history or background regarding this particular trip: _____
Last year we attended the Purdue University team camp. We stayed 2 nights at Purdue in the summer of 2022.

4. How were students selected for this trip and how will their experience benefit the school?
Every varsity player coming to camp will be invited to attend this trip as a team. This is a great opportunity for our team to come together and compete in front of college coaches.

5. What grade are the student participants currently in? Freshmen, Sophomore, Juniors, and Seniors

6. Describe the itinerary. If it is easier to attach an itinerary, please do so. Please also attach any forms, publicity materials, or other resources explaining the trip:
Arrive early June 23rd and play 2-3 games at Indiana University. Stay the night and compete in 2-3 basketball games on June 24th. We will travel home at the conclusion of our basketball games on June 24th.

7. Has a travel agent or tour company been used? Yes No
If Yes, attach all contact information and proof of insurance coverage provided by the company.

8. Please submit a comprehensive list of all students who will participate.