

Proviso Township High Schools

Board of Education Regular Meeting

Agenda

Proviso East High School Auditorium and

Board Room

807 S 1st Ave

Maywood , IL 60153

November 10, 2020

EXECUTIVE SESSION 5:30 PM

OPEN SESSION 7:30 PM

1. Call to Order
2. Establish Quorum
3. Retire to Executive Session
4. Executive Session Board of Education
 - A. The appointment, employments, compensation, discipline, performance, or dismissal of specific employees of the public body or legal counsel for the public body, including hearing testimony on a complaint lodged against an employee of the public body or against legal counsel for the public body to determine its validity. 5 ILCS 120/2(c)(1).
 - B. Collective negotiating matters between the public body and its employees or their representatives, or deliberations concerning salary schedules for one or more classes of employees 5 ILCS 120/2(c) (2).
 - C. Litigation, when an action against, affecting or on behalf of the particular public body has been filled and is pending before a court or administrative tribunal, or when the public body finds that an action is probable or imminent, in which case the basis for the finding shall be recorded and entered into the minutes of the closed meeting. 5 ILCS 120/2(c) (11).
5. Reconvene the Regular Meeting
6. Establish Quorum
7. Moment of Silence
8. Pledge of Allegiance
9. PTHS D209 Vision Statement
10. Citizen's Comments (<https://bit.ly/D209CommentForm>)
11. FOIA Report

2

FOIA Report

In October 2020, Proviso Township High Schools District 209 received the following FOIA request:

- October 2, 2020, Robert Degre representing the ADAC, requested data regarding: how many students have IEPs, how many parentally-placed private school students have been referred for testing under the requirements of the Individuals with Disabilities Education Act's (IDEA) procedures, how many parentally-placed private school students have been identified through child-find to need special education and/or related services, the district's child-find referral process (if published), the district's IDEA funding allocation. Information was provided.
- October 5, 2020, Ken Deloian representing SmartProcure requested: any and all purchasing records from 06/29/2020 to current. Information was provided.
- October 5, 2020, Claudia Medina requested all documents given to all board members in the meeting held in Lincolnshire on Saturday, September 26th 2020. Information was provided.
- October 5, 2020, Claudia Medina requested all documents given to the District regarding COVID 19 safety for in person instruction, coming from the State of Illinois, CDC or the World Health Organization, indicating safety measures for in-school instruction for students during the wintertime. All communications with administrators or any information provided to board members to indicate D209 facilities are in complete compliance with health standards necessary for in-school instruction for students. Information was provided.
- October 19, 2020, Maria Maxham representing the Forest Park Review, requested copies of public records that relate to the board of education retreat attended by Dr. James Henderson that occurred in September or October 2020, including but not limited to all invoices for all costs and fees spent and incurred in relation to the retreat, including money spent on hotels, restaurants and transportation, and including a total dollar amount spent and the names and total number of people from District 209 who participated in the event. I would also like all documents, including emails, related to planning and discussing this event and arrangements made for raising money for it. Also, the same information for any board of education retreats that occurred within the past two years, if any. Information was provided.
- October 19, 2020, Maria Maxham representing the Forest Park Review, requested copies of the emails in which Dr. James Henderson felt harassed by board member Claudia Medina, so much so that she was removed from her position on the board of education. Denied via legal counsel.
- October 22, 2020, Claudia Medina requested information on Dr. Henderson's Superintendent License status. Information was provided.

November 10, 2020

- October 22, 2020, Claudia Medina requested all documents given to all board members in the meeting held in Lincolnshire on Saturday, September 26th 2020 including closed session documents pertaining to an employee of the public body action item. Information was provided.
- October 29, 2020, Maria Maxham representing the Forest Park Review, requested copies of public records as follows: contracts and any additional information on the 4 "audits" James Henderson discussed during the Oct. 13 meeting, audits the results of which he said would be presented during a December board of education meeting. Information was provided.

November 10, 2020

12. Reports and Communications from the Board President
13. Reports and Communications from the Superintendent of Schools
 - A. PowerPoint Presentations
 - B. PTHS D209 Report Card

5

Information Item

Subject:

2020 District and School Report Cards

Background:

The Illinois State Board of Education (ISBE) releases an annual School Report Card for every school in Illinois. For the 2020 Report Card, ISBE has carried over the designations from 2019 due to the impact of COVID-19 on several of the metrics. This means, even though the data contained on the Report Card are from school year 2020, that data had no impact on the school's designation. ISBE has placed caution on the interpretation of the data due to the challenges posed with the emergency closures the final quarter of the SY20 school year.

The 2020 district and school report cards can be accessed on the Proviso Township High school's district website www.pths209.org and on the ISBE website at <https://www.isbe.net/ilreportcard>.

Administration's Analysis:

This year's overall school designations were carried over from last year; PMSA: "Exemplary", Proviso West: "Commendable" and Proviso East: "Comprehensive".

The first column of the chart below shows the data not reported on the 2020 Report Card. The second column lists the data points which were reported but may have possibly been impacted by Covid-19 per ISBE.

Data <u>not</u> Reported	Data Reported, but possibly Impacted by Covid-19
Assessment scores (SAT, DML, Science) Climate Survey	Graduation Rate Chronic Absenteeism Student Mobility 9 th Grade on Track Early College Coursework

Despite the challenges of the last quarter of the school year, PTHS D209 saw improvements in the following areas:

November 10, 2020

- The graduation rate increased from 76% to 83%, continuing its positive trend for the past five years.
- The number of students taking early college coursework increased from 854 to 950 students, continuing its positive trend for the past four years. This includes students taking International Baccalaureate courses, Advanced Placement courses, and dual credit courses.

Challenges were noted in chronic absenteeism and 9th grade on track. Chronic absenteeism increased from 46% to 63%. 9th Grade on Track decreased from 73% to 61.7%. Student mobility remained consistent at 10%.

The 2020 Illinois Report Card presents opportunities for growth as a district. There are accomplishments to celebrate while we continue with the work in front of us to improve. The benchmarks established are there to help us understand our current progress and growth set targets. We will use the data from the School Report cards in conjunction with our internal data to inform our continuous improvement efforts.

November 10, 2020

Proviso Twp HSD 209
Maywood, ILLINOIS 60153

Jesse Rodriguez
Email - jrodriguez@pths209.org
(708) 338-5912
<http://www.pths209.org>



EBF District Funding Tier - 1
Financial capacity to meet expectations - 65.9 %
State Senate District - 04
State House District - 007

State and federal laws require public school districts to release report cards to the public each year.

The Illinois Report Card is an annual report released by the Illinois State Board of Education that shows how the state, and each school and district, are progressing on a wide range of educational goals. The Report Card offers a complete picture of student and school performance in order to inform and empower families and communities as they support their local schools. To view an interactive display of Report Card data, visit www.IllinoisReportCard.com.

The federal Every Student Succeeds Act requires states to provide every school a summative designation. All states were given a waiver of this requirement for school year 2019-2020 due to the impact of COVID-19. The waiver requires that states reissue schools their designations from the previous year. Illinois has four summative designations: Exemplary, Commendable, Targeted Support, and Comprehensive Support. Schools that receive a designation of Targeted Support for particular student groups or Comprehensive Support for the school receive additional funding and resources to build local capacity and improve student outcomes. Multiple measures of school performance and environment determine a school's designation. For more information about Illinois' accountability system please visit www.isbe.net/summative.

For additional information, refer to the [2020 Glossary of Terms](#).

STUDENTS

STUDENT ENROLLMENT												
	All	White	Black	Hispanic	Asian	Native Hawaiian /Pacific Islander	American Indian	Two or More Races	Children with Disabilities	English Learners	Low Income	Homeless
District	4,244	88	1,540	2,493	73	16	11	23	583	546	2,461	92
		2.1%	36.3%	58.7%	1.7%	0.4%	0.3%	0.5%	13.7%	12.9%	58.0%	2.2%
State	1,957,018	929,443	324,212	519,982	102,732	2,035	4,936	73,678	348,751	245,502	949,618	38,890
		47.5%	16.6%	26.6%	5.2%	0.1%	0.3%	3.8%	17.8%	12.5%	48.5%	2.0%

Student Enrollment is based on Serving School.

Children with Disabilities are those students eligible to receive special education services through an IEP or support through a 504 plan.

English Learners are students eligible for transitional bilingual programs.

Low Income are students who receive or live in households that receive SNAP or TANF; are classified as homeless, migrant, runaway, Head Start, or foster children; or live in a household where the household income meets the USDA income guidelines to receive free or reduced-price meals.

Homeless students are those who do not have permanent and adequate homes.

CHRONIC ABSENTEEISM RATE												
	All	White	Black	Hispanic	Asian	Native Hawaiian /Pacific Islander	American Indian	Two or More Races	Children with Disabilities	Students with IEPs	English Learners	Low Income
District	62.5%	61.6%	66.0%	60.4%	55.1%	57.1%	80.0%	57.6%	62.8%	62.4%	69.0%	68.4%
State	11.0%	7.8%	18.7%	12.5%	5.7%	10.0%	15.6%	13.0%	16.3%	16.9%	11.3%	16.4%

Users of this report should note that this data may have possibly been affected by the suspension of in-person instruction during the 2019-20 school year. While it was collected in accordance with ISBE data policy and validated through normal procedures, the state environment and policy changes resulting from the suspension of in-person instruction may have possibly affected the results. Thus, please use caution when interpreting results and trends.

STUDENT MOBILITY RATE														
	All	Male	Female	White	Black	Hispanic	Asian	Native Hawaiian /Pacific Islander	American Indian	Two or More Races	Children with Disabilities	Students with IEPs	English Learners	Low Income
District	10.1%	12.0%	7.8%	14.0%	14.0%	7.6%	0.0%	0.0%	*	12.5%	11.7%	11.8%	11.4%	10.6%
State	6.2%	6.5%	5.8%	4.1%	11.8%	5.9%	6.1%	8.2%	8.6%	7.6%	6.2%	6.8%	7.4%	9.0%

Students with IEPs are those eligible to receive special education services.

Users of this report should note that this data may have possibly been affected by the suspension of in-person instruction during the 2019-20 school year. While it was collected in accordance with ISBE data policy and validated through normal procedures, the state environment and policy changes resulting from the suspension of in-person instruction may have possibly affected the results. Thus, please use caution when interpreting results and trends.

EARLY LEARNING

KINDERGARTEN INDIVIDUAL DEVELOPMENTAL SURVEY (KIDS) RESULTS								
	% of Entering Kindergartners Rated on Required 14 Measures	% of Entering Kindergartners Demonstrating Readiness by Developmental Area						
		In 0 Developmental Areas	In 1 Developmental Area	In 2 Developmental Areas	In All 3 Developmental Areas	Social and Emotional Development	Language and Literacy Development	Math
District	*	*	*	*	*	*	*	*
State	88.7%	36.9%	17.0%	17.5%	28.6%	56.0%	47.1%	34.6%

The Kindergarten Individual Development Survey (KIDS) is an observational tool designed to help teachers, administrators, families and policymakers better understand the developmental readiness of children entering kindergarten.

KINDERGARTEN INDIVIDUAL DEVELOPMENTAL SURVEY (KIDS) RESULTS (Demographics)													
	% of Entering Kindergartners Demonstrating Readiness in all 3 Developmental Areas												
	White	Black	Hispanic	Asian	Native Hawaiian /Pacific Islander	American Indian	Two or More Races	English Learners	Non English Learners	Students with IEPs	Students with Non-IEPs	Free/ Reduced Price Lunch	Non Free/ Reduced Price Lunch
District	*	*	*	*	*	*	*	*	*	*	*	*	*
State	34.9%	23.4%	17.3%	35.3%	36.6%	14.5%	30.9%	13.7%	31.6%	14.3%	30.2%	19.7%	36.3%

The Kindergarten Individual Development Survey (KIDS) is an observational tool designed to help teachers, administrators, families and policymakers better understand the developmental readiness of children entering kindergarten.

GIFTED STUDENTS

“Gifted Education” is defined as educational services, including differentiated curricula and instructional methods, designed to meet the needs of gifted children as defined in Article 14A of this code.

“Advanced Academic Program” is defined as a course of study to which students are assigned based on advanced cognitive ability or advanced academic achievement compared to local age peers and in which the curriculum is substantially differentiated from the general curriculum to provide appropriate challenge and pace. Note that gifted students are a subset of accelerated placement /advanced academic program students and are included in these metrics also.

STUDENTS ASSESSED FOR GIFTEDNESS		
	# Students	% Students
District	*	*
State	165,182	7.6%

STUDENTS ASSESSED FOR GIFTEDNESS (Demographics)													
	All	Male	Female	White	Black	Hispanic	Asian	Native Hawaiian /Pacific Islander	American Indian	Two or More Races	Students With IEPs	English Learners	Low Income
District	*	*	*	*	*	*	*	*	*	*	*	*	*
State	165,182	7.5%	7.7%	8.5%	4.7%	5.5%	18.4%	8.1%	7.4%	9.1%	5.9%	6.3%	4.7%

STUDENTS ASSESSED FOR GIFTEDNESS TAUGHT BY GIFTED-ENDORSED TEACHERS		
	# Students	% Students
District	*	*
State	19,414	0.9%

STUDENTS ASSESSED FOR GIFTEDNESS TAUGHT BY GIFTED-ENDORSED TEACHERS (Demographics)													
	All	Male	Female	White	Black	Hispanic	Asian	Native Hawaiian /Pacific Islander	American Indian	Two or More Races	Students With IEPs	English Learners	Low Income
District	*	*	*	*	*	*	*	*	*	*	*	*	*
State	19,414	0.9%	0.9%	1.1%	0.3%	0.6%	2.7%	0.3%	0.7%	0.9%	0.4%	0.4%	0.4%

STUDENTS IDENTIFIED AS GIFTED		
	# Students	% Students
District	*	*
State	50,813	2.3%

STUDENTS IDENTIFIED AS GIFTED (Demographics)													
	All	Male	Female	White	Black	Hispanic	Asian	Native Hawaiian /Pacific Islander	American Indian	Two or More Races	Students With IEPs	English Learners	Low Income
District	*	*	*	*	*	*	*	*	*	*	*	*	*
State	50,813	2.3%	2.4%	2.5%	1.1%	1.4%	9.9%	3.4%	1.3%	2.7%	0.6%	0.5%	1.0%

STUDENTS IDENTIFIED AS GIFTED TAUGHT BY GIFTED-ENDORSED TEACHERS		
	# Students	% Students
District	*	*
State	9,454	0.4%

STUDENTS IDENTIFIED AS GIFTED TAUGHT BY GIFTED-ENDORSED TEACHERS (Demographics)													
	All	Male	Female	White	Black	Hispanic	Asian	Native Hawaiian /Pacific Islander	American Indian	Two or More Races	Students With IEPs	English Learners	Low Income
District	*	*	*	*	*	*	*	*	*	*	*	*	*
State	9,454	0.4%	0.4%	0.5%	0.1%	0.2%	1.9%	0.1%	0.3%	0.5%	0.1%	0.1%	0.1%

INSTRUCTIONAL SETTING

TOTAL SCHOOL DAYS	
Number of Days	
District	180
State	175

Users of this report should note that this data may have possibly been affected by the suspension of in-person instruction during the 2019-20 school year. While it was collected in accordance with ISBE data policy and validated through normal procedures, the state environment and policy changes resulting from the suspension of in-person instruction may have possibly affected the results. Thus, please use caution when interpreting results and trends.

% of 8TH GRADERS PASSING ALGEBRA I	
District	*
State	30.8%

Users of this report should note that this data may have possibly been affected by the suspension of in-person instruction during the 2019-20 school year. HOWEVER, based on the data collected and comparisons to historical data, the data collected for this collection cycle does not, in aggregate, exhibit greater variation than is normally observed from year to year.

STUDENT-TO-STAFF RATIOS				
	Pupil- Teacher Elementary	Pupil- Teacher Secondary	Pupil- Certified Staff	Pupil- Administrator
District	*	20.4	12.4	106.6
State	18.1	18.6	10.1	171.1

HEALTH AND WELLNESS (days per week)	
District	4.3
State	3.6

Users of this report should note that this data may have possibly been affected by the suspension of in-person instruction during the 2019-20 school year. HOWEVER, based on the data collected and comparisons to historical data, the data collected for this collection cycle does not, in aggregate, exhibit greater variation than is normally observed from year to year.

AVERAGE CLASS SIZE (as of the first school day in May)											
Grades	K	1	2	3	4	5	6	7	8	9 - 12	Overall
District	*	*	*	*	*	*	*	*	5.5	21.0	20.9
State	19.1	20.8	21.2	21.9	22.0	22.6	23.1	23.0	22.5	21.6	21.7

TEACHER INFORMATION (Full-Time Equivalent)											
	Total Number	Male	Female	White	Black	Hispanic	Asian	Native Hawaiian /Pacific Islander	American Indian	Two or More Races	Unknown
District	238	40.5%	59.5%	71.5%	15.7%	8.3%	2.5%	*	*	0.4%	1.7%
State	131,230	23.2%	76.8%	82.3%	5.9%	7.0%	1.7%	0.1%	0.2%	0.8%	2.0%

TEACHER INFORMATION (Experience)			
	Average Teaching Experience (Years)	% of Teachers with Bachelor's Degrees	% of Teachers with Masters's & Above
District	12.9	25.8%	73.4%
State	13.4	39.6%	59.8%

TEACHER RETENTION RATE	
District	77.9%
State	85.9%

PRINCIPAL TURNOVER (Count)	
District	2.0
State	2.0

TEACHER ATTENDANCE RATE	
District	49.2%
State	86.6%

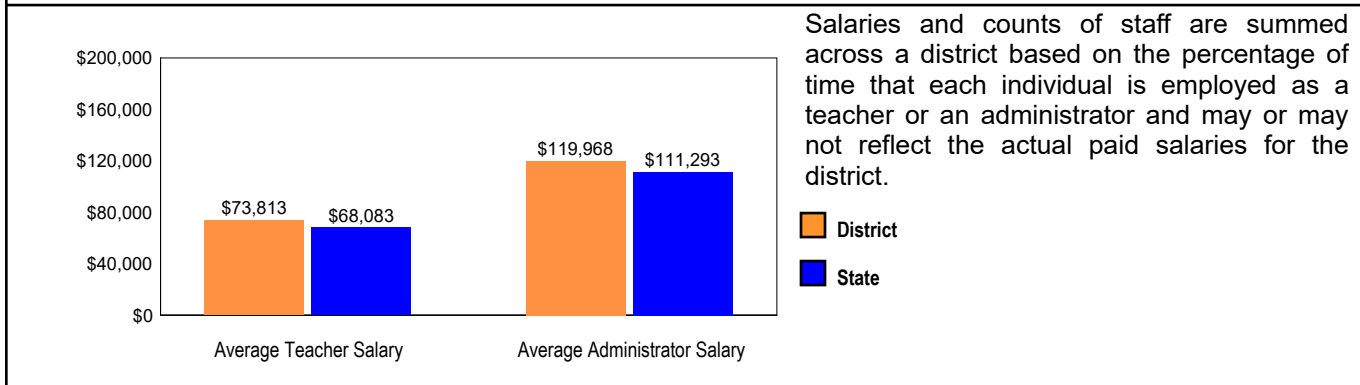
Users of this report should note that this data may have possibly been affected by the suspension of in-person instruction during the 2019-20 school year. While it was collected in accordance with ISBE data policy and validated through normal procedures, the state environment and policy changes resulting from the suspension of in-person instruction may have possibly affected the results. Thus, please use caution when interpreting results and trends.

TEACHER EVALUATION RATE	
District	97.4%
State	98.7%

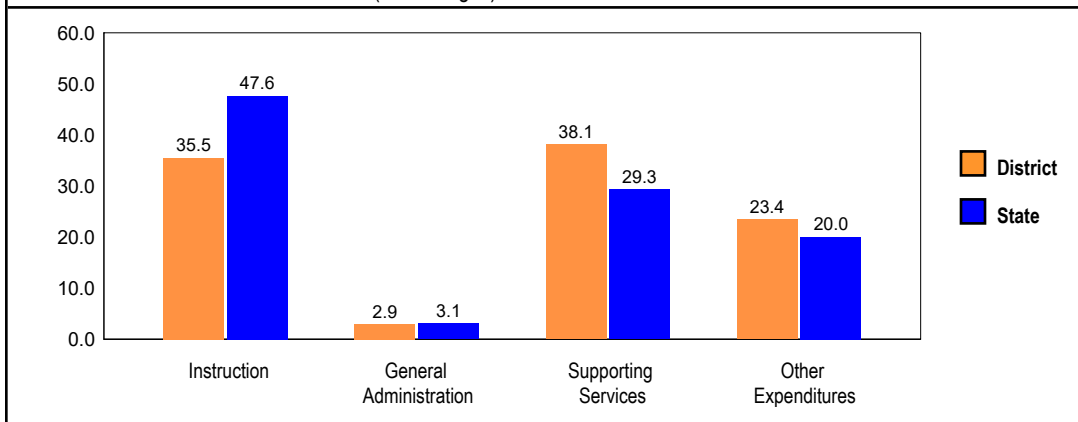
Users of this report should note that this data may have possibly been affected by the suspension of in-person instruction during the 2019-20 school year. While it was collected in accordance with ISBE data policy and validated through normal procedures, the state environment and policy changes resulting from the suspension of in-person instruction may have possibly affected the results. Thus, please use caution when interpreting results and trends.

SCHOOL DISTRICT FINANCES

AVERAGE TEACHER/ADMINISTRATOR SALARIES



EXPENDITURE BY FUNCTION 2018-19 (Percentages)



REVENUE BY SOURCE 2018-19

	District	District %	State %
Local Property Taxes	\$65,190,497	68.6%	60.3%
Other Local Funding	\$4,870,015	5.1%	6.1%
Evidence-Based Funding	\$15,694,017	16.5%	21.7%
Other State Funding	\$4,419,353	4.6%	4.9%
Federal Funding	\$4,874,971	5.1%	7.0%
TOTAL	\$95,048,853		

EXPENDITURE BY FUND 2018-19

	District	District %	State %
Education	\$65,110,769	70.9%	70.4%
Operations & Maintenance	\$9,720,820	10.6%	7.3%
Transportation	\$5,229,802	5.7%	3.9%
Debt Service	\$7,696,441	8.4%	8.4%
Tort	\$0	0.0%	1.2%
Municipal Retirement/ Social Security	\$2,165,533	2.4%	1.9%
Fire Prevention & Safety	\$100,492	0.1%	0.6%
Capital Projects	\$1,851,837	2.0%	6.3%
TOTAL	\$91,875,694		

OTHER FINANCIAL INDICATORS

	2017 Equalized Assessed Valuation per Pupil	2017 Total School Tax Rate per \$100	2018-19 Instructional Expenditure per Pupil	2018-19 Operating Expenditure per Pupil
District	\$697,987	2.66	\$9,209	\$19,970
State	**	**	\$8,582	\$14,492

** Due to the way Illinois school districts are configured, state averages for equalized assessed valuation per pupil and total school tax rate per \$100 are not provided.

Equalized assessed valuation includes all computed property values upon which a district's local tax rate is calculated.

Total school tax rate is a district's total tax rate as it appears on local property tax bills.

Instructional expenditure per pupil includes the direct costs of teaching pupils or the interaction between teachers and pupils.

Operating expenditure per pupil includes the gross operating cost of a school district excluding summer school, adult education, bond principal retired, and capital expenditures.

SCHOOL-LEVEL FINANCES

The Every Student Succeeds Act requires LEAs to report school-level expenditure data, beginning with school year 2018-19. LEAs are required to report actual personnel and non-personnel expenditures of both site-specific and district centralized expenditures. These data are self-reported and may differ from Annual Financial Report data. For more information, visit www.isbe.net/site-based.

For Site-Based Expenditure Reporting, enrollment numbers display the average of the enrolled student count on October 1 and March 1 of the reporting year, including all children aged 3 through 21 in grades prekindergarten through 12 served by the LEA or placed in another educational institution by the LEA. Note that students attending only part of each day are counted as proportional students in the count, which may lead to decimal places in the enrollment number.

District Sites	Enrollment	Site-Level Per-Pupil Expenditures			District Centralized Per-Pupil Expenditures			Total Per-Pupil Expenditures			Exclusions	Total Expenditures
		Federal	State/Local	Subtotal	Federal	State/Local	Subtotal	Federal	State/Local	Subtotal		
Proviso East High School	1,825.25	\$600	\$11,018	\$11,618	\$1,089	\$6,161	\$7,250	\$1,689	\$17,180	\$18,868		
Proviso Math and Science Academy	1,995.00	\$525	\$11,070	\$11,595	\$1,081	\$5,680	\$6,762	\$1,606	\$16,751	\$18,357		
Proviso West High School	829.50	\$62	\$10,082	\$10,143	\$1,077	\$4,693	\$5,770	\$1,139	\$14,774	\$15,913		
District	4,649.75	\$472	\$10,873	\$11,345	\$1,083	\$5,693	\$6,776	\$1,555	\$16,566	\$18,122	\$11,526,024	\$95,786,922

SCHOOL IMPROVEMENT FUNDS

Title I School Improvement - 1003(a) Grant funds are federal Title I funds allocated to districts to support school improvement efforts in schools designated as targeted or comprehensive. Funds must be spent on activities that supplement core programs. Comprehensive schools receive comprehensive support and are required to utilize an approved Learning Partner. Targeted schools receive targeted support and may utilize an approved Learning Partner. Any school utilizing Title I School Improvement - 1003(a) funds must complete an application and School Improvement Report based on a local Board of Education approved School Improvement Plan and submit the Illinois Quality Framework Supporting Rubric. Additional information on the requirements of this grant can be found here: <https://www.isbe.net/Pages/IL-EMPOWER.aspx>

SCHOOL IMPROVEMENT FUNDS				
Schools Who Receive Title I School Improvement - 1003(a) Funds	School Year First Identified As Needing Support	Level of Support	Title I School Improvement - 1003(a) Funds Received for Previous School Year	Reason for Receiving Title I School Improvement - 1003(a) Funds
Proviso East High School	2018	Comprehensive	418,739	Low Graduation Rate

ACADEMIC PERFORMANCE - ASSESSMENTS

The federal Every Student Succeeds Act (ESSA) requires states to assess their learning standards for English language arts (ELA), mathematics, and science. Each state may also have a general assessment for the majority of its students, and an alternate assessment for the one percent of students with the most significant cognitive disabilities. ESSA also requires that English Learners be assessed in four domains (reading, writing, speaking and listening) each year until they reach proficiency. Results are presented both by subject (all tests combined) and then by individual test.

ELA PARTICIPATION - ALL TESTS (Demographics)														
	All	Male	Female	White	Black	Hispanic	Asian	Native Hawaiian /Pacific Islander	American Indian	Two or More Races	Children with Disabilities	Students with IEPs	English Learners	Low Income
District														
State														

Due to the suspension of in-person instruction during the 2019-20 school year, the data for this metric is unavailable for use in the School Year 2020 Report Card.

MATH PARTICIPATION - ALL TESTS (Demographics)														
	All	Male	Female	White	Black	Hispanic	Asian	Native Hawaiian /Pacific Islander	American Indian	Two or More Races	Children with Disabilities	Students with IEPs	English Learners	Low Income
District														
State														

Due to the suspension of in-person instruction during the 2019-20 school year, the data for this metric is unavailable for use in the School Year 2020 Report Card.

SCIENCE PARTICIPATION - ALL TESTS (Demographics)														
	All	Male	Female	White	Black	Hispanic	Asian	Native Hawaiian /Pacific Islander	American Indian	Two or More Races	Children with Disabilities	Students with IEPs	English Learners	Low Income
District														
State														

Due to the suspension of in-person instruction during the 2019-20 school year, the data for this metric is unavailable for use in the School Year 2020 Report Card.

NUMBER AND PERCENTAGE OF ENGLISH LEARNERS EXEMPTED FROM ASSESSMENT

No English Learners are exempted from assessment, including those who are newly arrived in the U.S. Previously, states could exempt newly arrived English Learners from ELA testing only. Under ESSA, states have flexibility in how they test and use scores from newly arrived English Learners. Per the approved Illinois ESSA State Plan, "Illinois will assess newly arrived ELs, enrolled in their first year in U.S. schools, in grades 3-12 in academic content areas: English language arts, mathematics, and science. Data from the first-year assessments will not be included in accountability determinations, but serve solely for baseline purposes."

IAR ELA PARTICIPATION (Demographics)														
	All	Male	Female	White	Black	Hispanic	Asian	Native Hawaiian /Pacific Islander	American Indian	Two or More Races	Children with Disabilities	Students with IEPs	English Learners	Low Income
District														
State														

Due to the suspension of in-person instruction during the 2019-20 school year, the data for this metric is unavailable for use in the School Year 2020 Report Card.

IAR MATH PARTICIPATION (Demographics)														
	All	Male	Female	White	Black	Hispanic	Asian	Native Hawaiian /Pacific Islander	American Indian	Two or More Races	Children with Disabilities	Students with IEPs	English Learners	Low Income
District														
State														

Due to the suspension of in-person instruction during the 2019-20 school year, the data for this metric is unavailable for use in the School Year 2020 Report Card.

SAT ELA PARTICIPATION (Demographics)														
	All	Male	Female	White	Black	Hispanic	Asian	Native Hawaiian /Pacific Islander	American Indian	Two or More Races	Children with Disabilities	Students with IEPs	English Learners	Low Income
District														
State														

Due to the suspension of in-person instruction during the 2019-20 school year, the data for this metric is unavailable for use in the School Year 2020 Report Card.

SAT MATH PARTICIPATION (Demographics)														
	All	Male	Female	White	Black	Hispanic	Asian	Native Hawaiian /Pacific Islander	American Indian	Two or More Races	Children with Disabilities	Students with IEPs	English Learners	Low Income
District														
State														

Due to the suspension of in-person instruction during the 2019-20 school year, the data for this metric is unavailable for use in the School Year 2020 Report Card.

DLM-AA ELA PARTICIPATION (Demographics)														
	All	Male	Female	White	Black	Hispanic	Asian	Native Hawaiian /Pacific Islander	American Indian	Two or More Races	Children with Disabilities	Students with IEPs	English Learners	Low Income
District														
State														

Due to the suspension of in-person instruction during the 2019-20 school year, the data for this metric is unavailable for use in the School Year 2020 Report Card.

DLM-AA MATH PARTICIPATION (Demographics)														
	All	Male	Female	White	Black	Hispanic	Asian	Native Hawaiian /Pacific Islander	American Indian	Two or More Races	Children with Disabilities	Students with IEPs	English Learners	Low Income
District														
State														

Due to the suspension of in-person instruction during the 2019-20 school year, the data for this metric is unavailable for use in the School Year 2020 Report Card.

DLM-AA SCIENCE PARTICIPATION (Demographics)														
	All	Male	Female	White	Black	Hispanic	Asian	Native Hawaiian /Pacific Islander	American Indian	Two or More Races	Children with Disabilities	Students with IEPs	English Learners	Low Income
District														
State														

Due to the suspension of in-person instruction during the 2019-20 school year, the data for this metric is unavailable for use in the School Year 2020 Report Card.

ISA PARTICIPATION (Demographics)														
	All	Male	Female	White	Black	Hispanic	Asian	Native Hawaiian /Pacific Islander	American Indian	Two or More Races	Children with Disabilities	Students with IEPs	English Learners	Low Income
District														
State														

Due to the suspension of in-person instruction during the 2019-20 school year, the data for this metric is unavailable for use in the School Year 2020 Report Card.

ELA PROFICIENCY - ALL TESTS (Demographics)										
	All Students	Male	Female	White	Black	Hispanic	Asian	Native Hawaiian /Pacific Islander	American Indian	Two or More Races
District										
State										

Due to the suspension of in-person instruction during the 2019-20 school year, the data for this metric is unavailable for use in the School Year 2020 Report Card.

ELA PROFICIENCY - ALL TESTS (Demographics Continued)								
	Children with Disabilities	Students with IEPs	English Learners	Low Income	Homeless	Migrant	Youth In Care	Military
District								
State								

Due to the suspension of in-person instruction during the 2019-20 school year, the data for this metric is unavailable for use in the School Year 2020 Report Card.

MATH PROFICIENCY - ALL TESTS (Demographics)										
	All Students	Male	Female	White	Black	Hispanic	Asian	Native Hawaiian /Pacific Islander	American Indian	Two or More Races
District										
State										

Due to the suspension of in-person instruction during the 2019-20 school year, the data for this metric is unavailable for use in the School Year 2020 Report Card.

MATH PROFICIENCY - ALL TESTS (Demographics Continued)								
	Children with Disabilities	Students with IEPs	English Learners	Low Income	Homeless	Migrant	Youth In Care	Military
District								
State								

Due to the suspension of in-person instruction during the 2019-20 school year, the data for this metric is unavailable for use in the School Year 2020 Report Card.

SCIENCE PROFICIENCY - ALL TESTS (Demographics)										
	All Students	Male	Female	White	Black	Hispanic	Asian	Native Hawaiian /Pacific Islander	American Indian	Two or More Races
District										
State										

Due to the suspension of in-person instruction during the 2019-20 school year, the data for this metric is unavailable for use in the School Year 2020 Report Card.

SCIENCE PROFICIENCY - ALL TESTS (Demographics Continued)								
	Children with Disabilities	Students with IEPs	English Learners	Low Income	Homeless	Migrant	Youth In Care	Military
District								
State								

Due to the suspension of in-person instruction during the 2019-20 school year, the data for this metric is unavailable for use in the School Year 2020 Report Card.

EL PROFICIENCY ON ACCESS							
	# ELS	# Tested	% Participation	# Proficient	% Proficient	# Long Term EL	% Long Term EL
District	486	435	89.5%	4	0.9%	438	90.1%
State	223,399	220,920	98.9%	17,503	7.9%	20,127	9.0%

MEAN ELA GROWTH PERCENTILE - IAR (Demographics)										
	All Students	Male	Female	White	Black	Hispanic	Asian	Native Hawaiian /Pacific Islander	American Indian	Two or More Races
District										
State										

Due to the suspension of in-person instruction during the 2019-20 school year, the data for this metric is unavailable for use in the School Year 2020 Report Card.

MEAN ELA GROWTH PERCENTILE - IAR (Demographics Continued)								
	Children with Disabilities	Students with IEPs	English Learners	Low Income	Homeless	Migrant	Youth In Care	Military
District								
State								

Due to the suspension of in-person instruction during the 2019-20 school year, the data for this metric is unavailable for use in the School Year 2020 Report Card.

MEAN MATH GROWTH PERCENTILE - IAR (Demographics)										
	All Students	Male	Female	White	Black	Hispanic	Asian	Native Hawaiian /Pacific Islander	American Indian	Two or More Races
District										
State										

Due to the suspension of in-person instruction during the 2019-20 school year, the data for this metric is unavailable for use in the School Year 2020 Report Card.

MEAN MATH GROWTH PERCENTILE - IAR (Demographics Continued)								
	Children with Disabilities	Students with IEPs	English Learners	Low Income	Homeless	Migrant	Youth In Care	Military
District								
State								

Due to the suspension of in-person instruction during the 2019-20 school year, the data for this metric is unavailable for use in the School Year 2020 Report Card.

9th Grade On Track												
	All	White	Black	Hispanic	Asian	Native Hawaiian /Pacific Islander	American Indian	Two or More Races	Children with Disabilities	Students with IEPs	English Learners	Low Income
District	680	77.1%	56.3%	61.9%	88.9%	*	*	*	54.4%	53.5%	56.1%	52.3%
State	130,164	92.8%	78.5%	85.9%	96.9%	91.0%	86.3%	87.8%	82.4%	80.6%	80.5%	81.7%

Users of this report should note that this data may have possibly been affected by the suspension of in-person instruction during the 2019-20 school year. While it was collected in accordance with ISBE data policy and validated through normal procedures, the state environment and policy changes resulting from the suspension of in-person instruction may have possibly affected the results. Thus, please use caution when interpreting results and trends.

CAREER AND TECHNICAL EDUCATION ENROLLMENT	
District	1,339
State	286,237

Users of this report should note that this data may have been affected by the suspension of in-person instruction during the 2019-20 school year. HOWEVER, based on the data collected and comparisons to historical data, the data collected for this collection cycle does not, in aggregate, exhibit any more variation than is normally observed from year to year.

ADVANCED COURSE WORK (AP/IB/DUAL CREDIT)				
	GRADE 9	GRADE 10	GRADE 11	GRADE 12
District	66	201	317	366
State	19,855	32,687	62,063	77,243

Users of this report should note that this data may have possibly been affected by the suspension of in-person instruction during the 2019-20 school year. While it was collected in accordance with ISBE data policy and validated through normal procedures, the state environment and policy changes resulting from the suspension of in-person instruction may have possibly affected the results. Thus, please use caution when interpreting results and trends.

ADVANCED PLACEMENT COURSE WORK													
		ADVANCED PLACEMENT (AP) COURSE WORK				INTERNATIONAL BACCALAUREATE (IB) COURSE WORK				DUAL CREDIT COURSE WORK			
		Grade9	Grade10	Grade11	Grade12	Grade9	Grade10	Grade11	Grade12	Grade9	Grade10	Grade11	Grade12
All	District	66	199	241	315	*	*	94	43	*	*	29	87
	State	14,877	27,199	46,708	53,642	263	314	2,827	2,608	5,392	6,740	19,846	38,017
White	District	*	10	*	11	*	*	*	*	*	*	*	*
	State	6,680	13,468	24,167	28,113	29	36	357	356	2,857	3,776	12,960	23,702
Black	District	17	57	59	80	*	*	16	10	*	*	11	21
	State	1,556	2,162	4,037	4,833	58	93	852	789	917	844	1,574	3,438
Hispanic	District	36	123	168	216	*	*	60	29	*	*	16	63
	State	3,906	6,689	11,696	13,503	154	167	1,378	1,230	1,153	1,478	3,504	7,448
Asian	District	*	*	*	*	*	*	12	*	*	*	*	*
	State	2,157	3,836	5,093	5,325	17	12	190	179	279	416	1,127	2,114
Native Hawaiian/ Pacific Islander	District	*	*	*	*	*	*	*	*	*	*	*	*
	State	37	36	66	61	1	1	2	3	3	7	15	42
American Indian	District	*	*	*	*	*	*	*	*	*	*	*	*
	State	20	64	105	104	0	1	8	12	10	16	34	77
Two or More Races	District	*	*	*	*	*	*	*	*	*	*	*	*
	State	521	944	1,544	1,703	4	4	40	39	173	203	632	1,196
Children with Disabilities	District	*	*	16	*	*	*	*	*	*	*	*	*
	State	805	1,511	2,887	3,710	18	14	228	223	668	858	2,094	3,838
IEP	District	*	*	13	*	*	*	*	*	*	*	*	*
	State	152	306	648	1,124	3	3	85	88	485	571	1,323	2,230
Non IEP	District	65	198	228	309	*	*	93	43	*	*	29	85
	State	14,725	26,893	46,060	52,518	260	311	2,742	2,520	4,907	6,169	18,523	35,787
EL	District	*	10	14	17	*	*	*	*	*	*	*	10
	State	174	405	695	1,046	8	12	88	76	276	266	489	850
Non EL	District	61	189	227	298	*	*	94	43	*	*	27	77
	State	14,703	26,794	46,013	52,596	255	302	2,739	2,532	5,116	6,474	19,357	37,167
Low Income	District	17	66	87	173	*	*	*	18	*	*	12	57
	State	4,122	6,746	11,929	16,202	150	200	1,546	1,856	1,874	2,259	5,742	11,597
Non Low Income	District	49	133	154	142	*	*	87	25	*	*	17	30
	State	10,755	20,453	34,779	37,440	113	114	1,281	752	3,518	4,481	14,104	26,420

Users of this report should note that this data may have possibly been affected by the suspension of in-person instruction during the 2019-20 school year. While it was collected in accordance with ISBE data policy and validated through normal procedures, the state environment and policy changes resulting from the suspension of in-person instruction may have possibly affected the results. Thus, please use caution when interpreting results and trends.

ADVANCED PLACEMENT (AP) EXAMS				
GRADE 9				
	No. of AP Exams Taken	No. of AP Exams Passed	Took One or More AP Exams	Passed One or More AP Exams
District	49	*	49	*
State	14,406	9,093	13,534	8,503

Users of this report should note that this data may have possibly been affected by the suspension of in-person instruction during the 2019-20 school year. While it was collected in accordance with ISBE data policy and validated through normal procedures, the state environment and policy changes resulting from the suspension of in-person instruction may have possibly affected the results. Thus, please use caution when interpreting results and trends.

GRADE 10				
	No. of AP Exams Taken	No. of AP Exams Passed	Took One or More AP Exams	Passed One or More AP Exams
District	195	88	140	69
State	48,657	32,833	23,795	16,823

Users of this report should note that this data may have possibly been affected by the suspension of in-person instruction during the 2019-20 school year. While it was collected in accordance with ISBE data policy and validated through normal procedures, the state environment and policy changes resulting from the suspension of in-person instruction may have possibly affected the results. Thus, please use caution when interpreting results and trends.

GRADE 11				
	No. of AP Exams Taken	No. of AP Exams Passed	Took One or More AP Exams	Passed One or More AP Exams
District	735	276	245	142
State	152,218	105,918	39,025	29,462

Users of this report should note that this data may have possibly been affected by the suspension of in-person instruction during the 2019-20 school year. While it was collected in accordance with ISBE data policy and validated through normal procedures, the state environment and policy changes resulting from the suspension of in-person instruction may have possibly affected the results. Thus, please use caution when interpreting results and trends.

GRADE 12				
	No. of AP Exams Taken	No. of AP Exams Passed	Took One or More AP Exams	Passed One or More AP Exams
District	1,066	370	220	138
State	278,398	195,120	37,687	30,599

Users of this report should note that this data may have possibly been affected by the suspension of in-person instruction during the 2019-20 school year. While it was collected in accordance with ISBE data policy and validated through normal procedures, the state environment and policy changes resulting from the suspension of in-person instruction may have possibly affected the results. Thus, please use caution when interpreting results and trends.

POSTSECONDARY ENROLLMENT 12 MONTH						
	All	Public Institution	Private Institution	4 Yr	2 Yr	< 2 Yr
District	*	*	*	*	*	*
State	*	*	*	*	*	*

POSTSECONDARY ENROLLMENT 16 MONTH						
	All	Public Institution	Private Institution	4 Yr	2 Yr	< 2 Yr
District	*	*	*	*	*	*
State	*	*	*	*	*	*

HIGH SCHOOL 4-YEAR GRADUATION RATE (Demographics)										
	Gender			Race / Ethnicity						
	All	Male	Female	White	Black	Hispanic	Asian	Native Hawaiian /Pacific Islander	American Indian	Two or More Races
District	83.3%	78.0%	88.5%	61.5%	82.8%	84.6%	*	*	*	*
State	88.0%	85.6%	90.5%	91.5%	79.9%	85.5%	94.5%	89.4%	80.0%	85.7%

Users of this report should note that this data may have possibly been affected by the suspension of in-person instruction during the 2019-20 school year. While it was collected in accordance with ISBE data policy and validated through normal procedures, the state environment and policy changes resulting from the suspension of in-person instruction may have possibly affected the results. Thus, please use caution when interpreting results and trends.

HIGH SCHOOL 4-YEAR GRADUATION RATE (Demographics Continued)								
	Children with Disabilities	Students with IEPs	English Learners	Low Income	Homeless	Migrant	Youth In Care	Military
	District	82.5%	74.0%	*	85.2%	71.8%	*	*
State	81.3%	74.0%	*	82.0%	74.0%	67.9%	52.4%	52.4%

Users of this report should note that this data may have possibly been affected by the suspension of in-person instruction during the 2019-20 school year. While it was collected in accordance with ISBE data policy and validated through normal procedures, the state environment and policy changes resulting from the suspension of in-person instruction may have possibly affected the results. Thus, please use caution when interpreting results and trends.

HIGH SCHOOL 5-YEAR GRADUATION RATE (Demographics)										
	Gender			Race / Ethnicity						
	All	Male	Female	White	Black	Hispanic	Asian	Native Hawaiian /Pacific Islander	American Indian	Two or More Races
District	82.4%	77.4%	87.4%	76.5%	83.4%	81.7%	100.0%	*	*	*
State	88.4%	86.0%	90.9%	92.0%	80.2%	85.6%	95.3%	87.1%	78.8%	88.5%

Users of this report should note that this data may have possibly been affected by the suspension of in-person instruction during the 2019-20 school year. While it was collected in accordance with ISBE data policy and validated through normal procedures, the state environment and policy changes resulting from the suspension of in-person instruction may have possibly affected the results. Thus, please use caution when interpreting results and trends.

HIGH SCHOOL 5-YEAR GRADUATION RATE (Demographics Continued)								
	Children with Disabilities	Students with IEPs	English Learners	Low Income	Homeless	Migrant	Youth In Care	Military
	District	76.6%	71.0%	*	78.7%	73.0%	*	*
State	85.7%	75.1%	*	82.1%	74.5%	73.3%	65.2%	65.2%

Users of this report should note that this data may have possibly been affected by the suspension of in-person instruction during the 2019-20 school year. While it was collected in accordance with ISBE data policy and validated through normal procedures, the state environment and policy changes resulting from the suspension of in-person instruction may have possibly affected the results. Thus, please use caution when interpreting results and trends.

HIGH SCHOOL 6-YEAR GRADUATION RATE (Demographics)										
	Gender			Race / Ethnicity						
	All	Male	Female	White	Black	Hispanic	Asian	Native Hawaiian /Pacific Islander	American Indian	Two or More Races
District	81.3%	76.2%	86.9%	72.2%	83.4%	79.9%	*	100.0%	*	*
State	88.2%	85.8%	90.6%	92.2%	79.4%	84.9%	95.4%	85.6%	84.1%	87.1%

Users of this report should note that this data may have possibly been affected by the suspension of in-person instruction during the 2019-20 school year. While it was collected in accordance with ISBE data policy and validated through normal procedures, the state environment and policy changes resulting from the suspension of in-person instruction may have possibly affected the results. Thus, please use caution when interpreting results and trends.

HIGH SCHOOL 6-YEAR GRADUATION RATE (Demographics Continued)								
	Children with Disabilities	Students with IEPs	English Learners	Low Income	Homeless	Migrant	Youth In Care	Military
	District	66.7%	74.3%	*	78.7%	71.8%	*	*
State	37.3%	75.2%	*	81.6%	74.9%	73.7%	41.9%	41.9%

Users of this report should note that this data may have possibly been affected by the suspension of in-person instruction during the 2019-20 school year. While it was collected in accordance with ISBE data policy and validated through normal procedures, the state environment and policy changes resulting from the suspension of in-person instruction may have possibly affected the results. Thus, please use caution when interpreting results and trends.

DROPOUT RATE														
	Gender			Race / Ethnicity							Children with Disabilities	Students with IEPs	English Learners	Low Income
	All	Male	Female	White	Black	Hispanic	Asian	Native Hawaiian /Pacific Islander	American Indian	Two or More Races				
District	6.0%	6.8%	5.2%	8.5%	6.3%	5.8%	2.8%	12.5%	16.7%	2.9%	5.4%	6.2%	0.9%	4.6%
State	3.5%	3.9%	3.0%	2.5%	6.2%	3.8%	1.4%	4.0%	5.3%	4.0%	2.5%	3.8%	1.4%	5.5%

Users of this report should note that this data may have been affected by the suspension of in-person instruction during the 2019-20 school year. It was collected in accordance with ISBE data policy and validated through normal procedures but the state environment and policy changes resulting from the suspension of in-person instruction may have affected the results. Please use caution when interpreting results and trends.

NAEP

2019 Mathematics State Snapshot Report Illinois ■ Grade 4 ■ Public Schools

Results for Student Groups in 2019

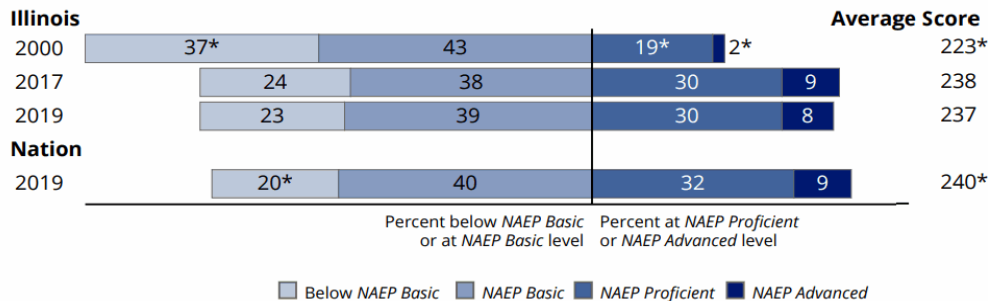
Reporting Groups	Percentage of students	Avg. score	Percentage at or above NAEP		Percentage at NAEP Advanced
			Basic	Proficient	
Race/Ethnicity					
White	46	246	86	51	11
Black	17	217	57	14	1
Hispanic	27	231	74	28	4
Asian	4	259	88	65	25
American Indian/Alaska Native	#	‡	‡	‡	‡
Native Hawaiian/Pacific Islander	#	‡	‡	‡	‡
Two or more races	4	238	76	40	12
Gender					
Male	50	239	78	41	10
Female	50	236	77	36	6
National School Lunch Program					
Eligible	52	226	67	24	3
Not eligible	48	249	88	54	14

Rounds to zero.

‡ Reporting standards not met.

NOTE: Detail may not sum to totals because of rounding, and because the "Information not available" category for the National School Lunch Program, which provides free/reduced-price lunches, is not displayed. Black includes African American and Hispanic includes Latino. Race categories exclude Hispanic origin.

NAEP Achievement-Level Percentages and Average Score Results



* Significantly different ($p < .05$) from state's results in 2019. Significance tests were performed using unrounded numbers.

NOTE: NAEP achievement levels are to be used on a trial basis and should be interpreted and used with caution. Detail may not sum to totals because of rounding.

NAEP

2019 Mathematics State Snapshot Report Illinois ■ Grade 8 ■ Public Schools

Results for Student Groups in 2019

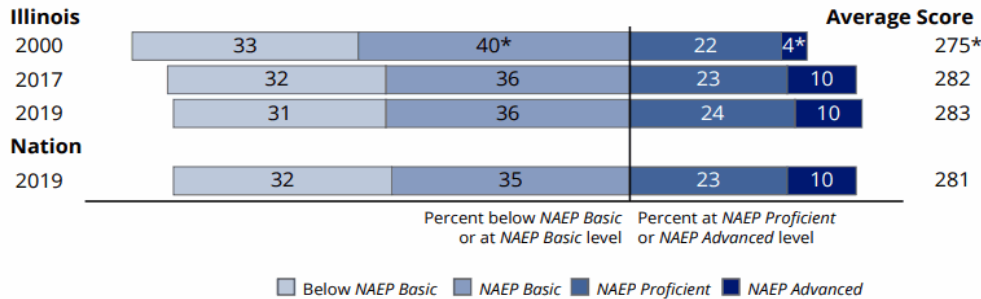
Reporting Groups	Percentage of students	Avg. score	Percentage at or above NAEP		Percentage at NAEP Advanced
			Basic	Proficient	
Race/Ethnicity					
White	48	291	78	42	12
Black	18	262	49	14	2
Hispanic	25	273	62	24	5
Asian	6	320	92	73	36
American Indian/Alaska Native	#	‡	‡	‡	‡
Native Hawaiian/Pacific Islander	#	‡	‡	‡	‡
Two or more races	3	286	71	38	17
Gender					
Male	51	283	69	35	12
Female	49	282	70	32	9
National School Lunch Program					
Eligible	48	269	56	20	4
Not eligible	52	295	82	46	15

Rounds to zero.

‡ Reporting standards not met.

NOTE: Detail may not sum to totals because of rounding, and because the "Information not available" category for the National School Lunch Program, which provides free/reduced-price lunches, is not displayed. Black includes African American and Hispanic includes Latino. Race categories exclude Hispanic origin.

NAEP Achievement-Level Percentages and Average Score Results



* Significantly different ($p < .05$) from state's results in 2019. Significance tests were performed using unrounded numbers.

NOTE: NAEP achievement levels are to be used on a trial basis and should be interpreted and used with caution. Detail may not sum to totals because of rounding.

NAEP

National Center for Education Statistics

2019 Mathematics Grades 4 and 8 Assessment Report Cards: Summary Data Tables for National and State Sample Sizes, Participation Rates, Proportions of SD and ELL Students Identified, and Types of Accommodations

Table A-11. Inclusion rate and standard error (SE) in NAEP mathematics for fourth- and eighth-grade public school students with disabilities (SD) and English language learners (ELL), as a percentage of identified SD or ELL students, by state/jurisdiction: 2019

State/jurisdiction	Percentage of identified SD or ELL students							
	Grade 4				Grade 8			
	SD		ELL		SD		ELL	
	Inclusion rate	SE	Inclusion rate	SE	Inclusion rate	SE	Inclusion rate	SE
Illinois	95 ¹	1.2	98 ¹	0.7	94 ¹	1.1	95 ¹	2.0

† Not applicable. Standard error estimate cannot be accurately determined.

‡ Reporting standards not met. Sample size insufficient to permit a reliable estimate.

¹ The state/jurisdiction's inclusion rate is higher than or not significantly different from the National Assessment Governing Board goal of 85 percent.

² Department of Defense Education Activity (overseas and domestic schools).

NOTE: Beginning with the 2017 assessment, NAEP mathematics results are from a digitally based assessment; prior to 2017, results were from a paper-and-pencil based assessment. SD includes students identified as having an Individualized Education Program but excludes other students protected under Section 504 of the Rehabilitation Act of 1973. In Puerto Rico, the English language learner (ELL) category is for the Spanish language learner (SLL).

SOURCE: U.S. Department of Education, Institute of Education Sciences, National Center for Education Statistics, National Assessment of Educational Progress (NAEP), 2019 Mathematics Assessment.

NAEP

2019 Reading State Snapshot Report Illinois ■ Grade 4 ■ Public Schools

Results for Student Groups in 2019

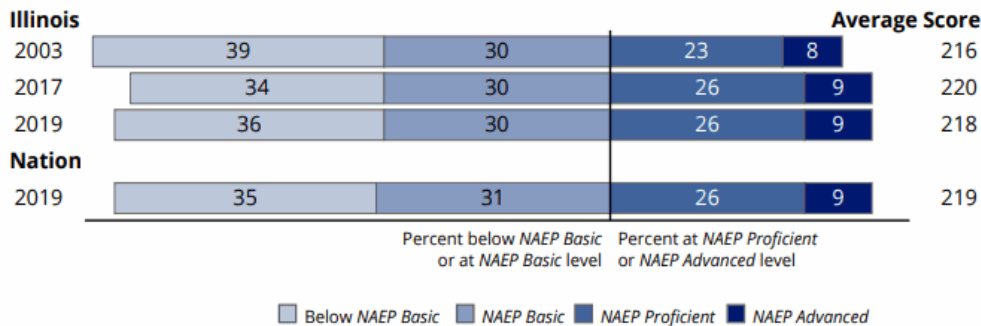
Reporting Groups	Percentage of students	Avg. score	Percentage at or above NAEP		Percentage at NAEP Advanced
			Basic	Proficient	
Race/Ethnicity					
White	46	228	75	45	12
Black	18	200	46	17	2
Hispanic	27	208	55	23	4
Asian	4	238	82	57	19
American Indian/Alaska Native	#	‡	‡	‡	‡
Native Hawaiian/Pacific Islander	#	‡	‡	‡	‡
Two or more races	4	229	74	43	12
Gender					
Male	50	215	61	32	8
Female	50	221	68	36	9
National School Lunch Program					
Eligible	52	205	51	21	3
Not eligible	47	233	79	50	14

Rounds to zero.

‡ Reporting standards not met.

NOTE: Detail may not sum to totals because of rounding, and because the "Information not available" category for the National School Lunch Program, which provides free/reduced-price lunches, is not displayed. Black includes African American and Hispanic includes Latino. Race categories exclude Hispanic origin.

NAEP Achievement-Level Percentages and Average Score Results



NOTE: NAEP achievement levels are to be used on a trial basis and should be interpreted and used with caution. Detail may not sum to totals because of rounding.

NAEP

2019 Reading State Snapshot Report Illinois ■ Grade 8 ■ Public Schools

Results for Student Groups in 2019

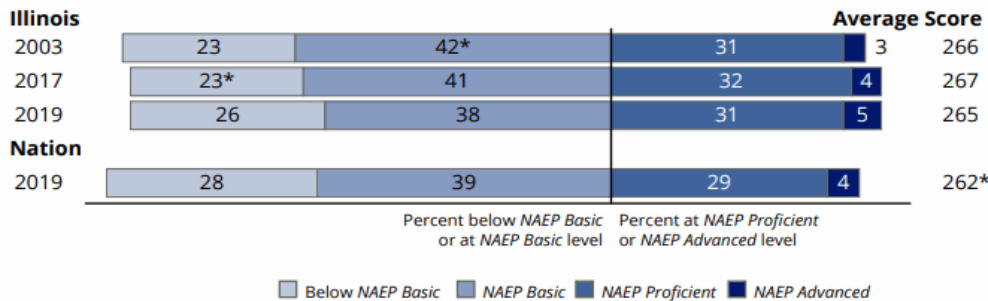
Reporting Groups	Percentage of students	Avg. score	Percentage at or above NAEP		Percentage at NAEP Advanced
			Basic	Proficient	
Race/Ethnicity					
White	48	274	82	45	6
Black	18	246	56	15	1
Hispanic	25	255	66	25	2
Asian	6	290	90	66	15
American Indian/Alaska Native	#	‡	‡	‡	‡
Native Hawaiian/Pacific Islander	#	‡	‡	‡	‡
Two or more races	3	263	72	32	5
Gender					
Male	51	260	69	32	4
Female	49	269	78	40	6
National School Lunch Program					
Eligible	50	251	62	21	1
Not eligible	50	278	85	50	8

Rounds to zero.

‡ Reporting standards not met.

NOTE: Detail may not sum to totals because of rounding, and because the "Information not available" category for the National School Lunch Program, which provides free/reduced-price lunches, is not displayed. Black includes African American and Hispanic includes Latino. Race categories exclude Hispanic origin.

NAEP Achievement-Level Percentages and Average Score Results



* Significantly different ($p < .05$) from state's results in 2019. Significance tests were performed using unrounded numbers.

NOTE: NAEP achievement levels are to be used on a trial basis and should be interpreted and used with caution. Detail may not sum to totals because of rounding.

NAEP

National Center for Education Statistics**2019 Reading Grades 4 and 8 Assessment Report Cards: Summary Data Tables for National and State Sample Sizes, Participation Rates, Proportions of SD and ELL Students Identified, and Types of Accommodations****Table A-11. Inclusion rate and standard error (SE) in NAEP reading for fourth- and eighth-grade public school students with disabilities (SD) and English language learners (ELL), as a percentage of identified SD or ELL students, by state/jurisdiction: 2019**

State/jurisdiction	Percentage of identified SD or ELL students							
	Grade 4				Grade 8			
	SD		ELL		SD		ELL	
Inclusion rate	SE	Inclusion rate	SE	Inclusion rate	SE	Inclusion rate	SE	
Illinois	91 ¹	2.1	96 ¹	1.0	95 ¹	1.4	94 ¹	1.6

† Not applicable. Standard error estimate cannot be accurately determined.

‡ Reporting standards not met. Sample size insufficient to permit a reliable estimate.

¹ The state/jurisdiction's inclusion rate is higher than or not significantly different from the National Assessment Governing Board goal of 85 percent.

² Department of Defense Education Activity (overseas and domestic schools).

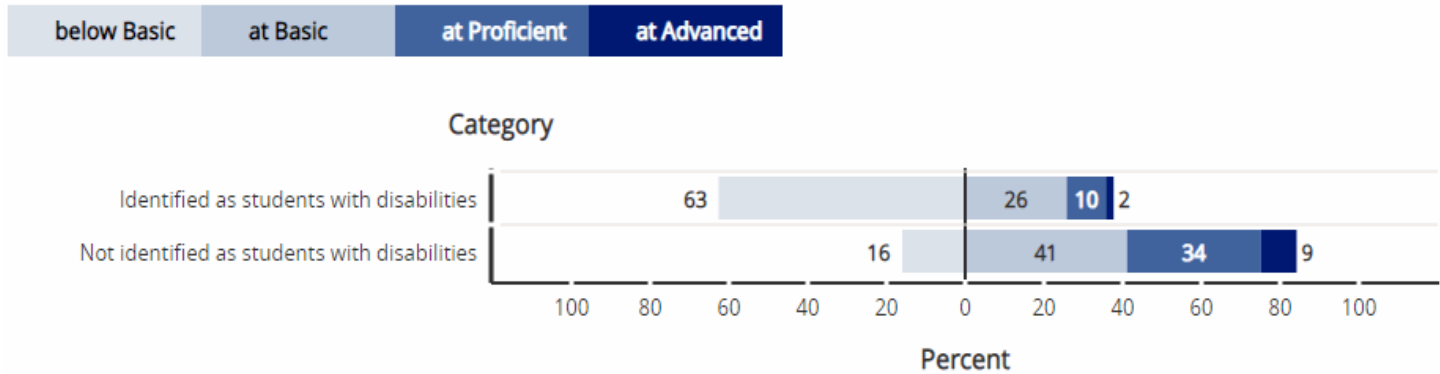
NOTE: Beginning with the 2017 assessment, NAEP reading results are from a digitally based assessment; prior to 2017, results were from a paper-and-pencil based assessment. SD includes students identified as having an Individualized Education Program but excludes other students protected under Section 504 of the Rehabilitation Act of 1973.

SOURCE: U.S. Department of Education, Institute of Education Sciences, National Center for Education Statistics, National Assessment of Educational Progress (NAEP), 2019 Reading Assessment.

NAEP

2019 IL Gr 4 Math - Students with Disabilities

Percentage below Basic, percentage at Basic, percentage at Proficient and percentage at Advanced for grade 4 mathematics, by Disability status of student, including those with 504 plan [IEP] for jurisdiction: 2019
2019, Illinois



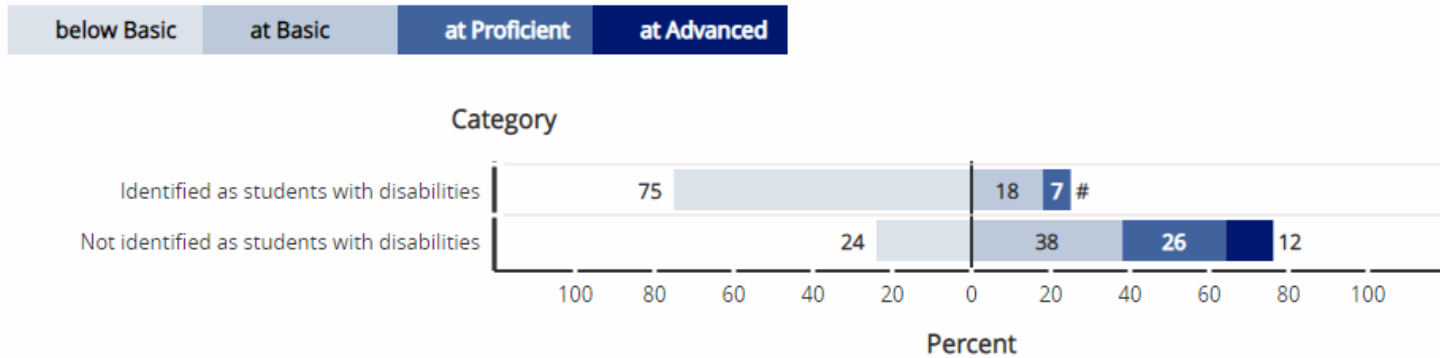
IEP NOTE: The category "students with disabilities" includes students identified as having either an Individualized Education Program (IEP) or protection under Section 504 of the Rehabilitation Act of 1973.

NOTE: Some apparent differences between estimates may not be statistically significant.

SOURCE: U.S. Department of Education, Institute of Education Sciences, National Center for Education Statistics, National Assessment of Educational Progress (NAEP), 2019 Mathematics Assessment.

2019 IL Gr 8 Math - Students with Disabilities

Percentage below Basic, percentage at Basic, percentage at Proficient and percentage at Advanced for grade 8 mathematics, by Disability status of student, including those with 504 plan [IEP] for jurisdiction: 2019
2019, Illinois



Rounds to zero.

IEP NOTE: The category "students with disabilities" includes students identified as having either an Individualized Education Program (IEP) or protection under Section 504 of the Rehabilitation Act of 1973.

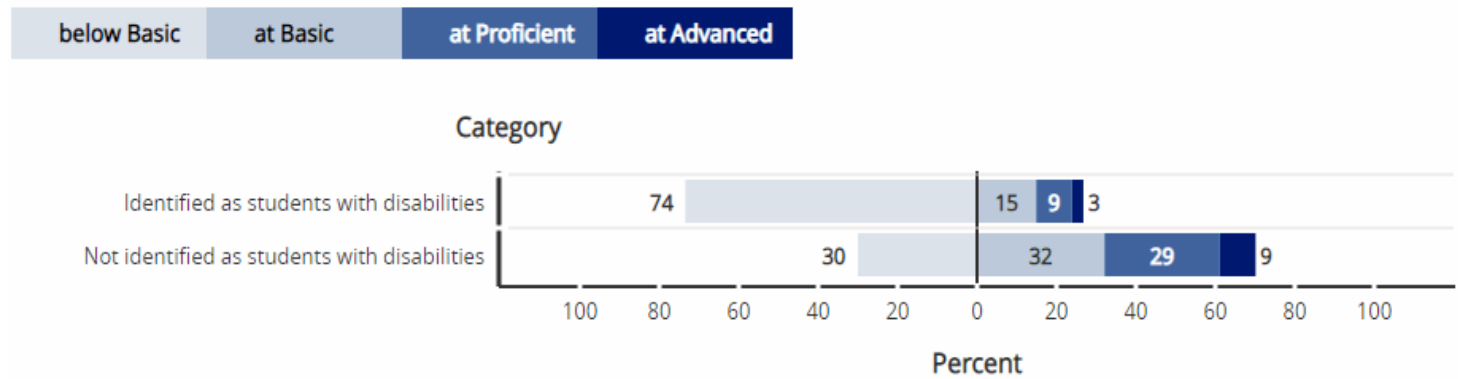
NOTE: Some apparent differences between estimates may not be statistically significant.

SOURCE: U.S. Department of Education, Institute of Education Sciences, National Center for Education Statistics, National Assessment of Educational Progress (NAEP), 2019 Mathematics Assessment.

NAEP

2019 IL Gr 4 Reading - Students with Disabilities

Percentage below Basic, percentage at Basic, percentage at Proficient and percentage at Advanced for grade 4 reading, by Disability status of student, including those with 504 plan [IEP] for jurisdiction: 2019
2019, Illinois



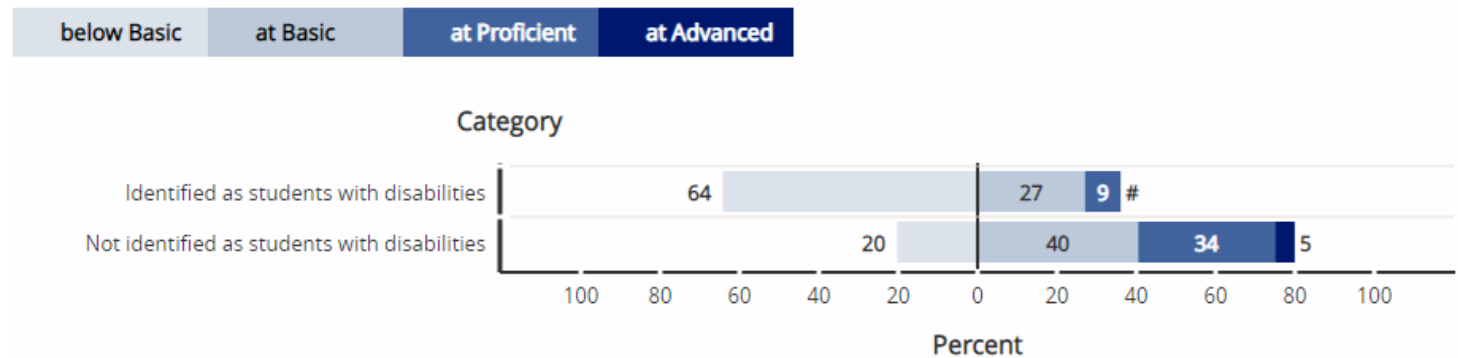
IEP NOTE: The category "students with disabilities" includes students identified as having either an Individualized Education Program (IEP) or protection under Section 504 of the Rehabilitation Act of 1973.

NOTE: Some apparent differences between estimates may not be statistically significant.

SOURCE: U.S. Department of Education, Institute of Education Sciences, National Center for Education Statistics, National Assessment of Educational Progress (NAEP), 2019 Reading Assessment.

2019 IL Gr 8 Reading - Students with Disabilities

Percentage below Basic, percentage at Basic, percentage at Proficient and percentage at Advanced for grade 8 reading, by Disability status of student, including those with 504 plan [IEP] for jurisdiction: 2019
2019, Illinois



Rounds to zero.

IEP NOTE: The category "students with disabilities" includes students identified as having either an Individualized Education Program (IEP) or protection under Section 504 of the Rehabilitation Act of 1973.

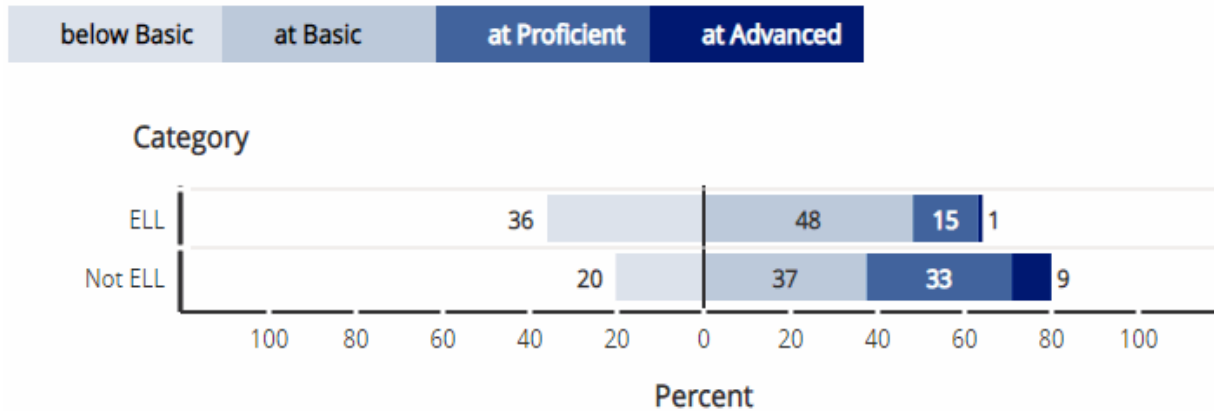
NOTE: Some apparent differences between estimates may not be statistically significant.

SOURCE: U.S. Department of Education, Institute of Education Sciences, National Center for Education Statistics, National Assessment of Educational Progress (NAEP), 2019 Reading Assessment.

NAEP

2019 IL Gr 4 Math - English Learners

Percentage below Basic, percentage at Basic, percentage at Proficient and percentage at Advanced for grade 4 mathematics, by Status as English Language Learner, 2 categories [LEP] for jurisdiction: 2019
2019, Illinois

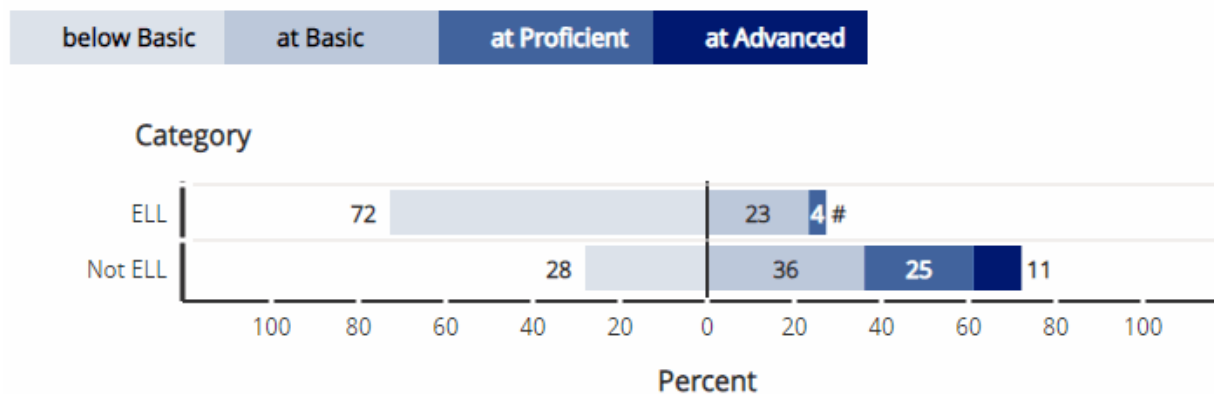


NOTE: Some apparent differences between estimates may not be statistically significant.

SOURCE: U.S. Department of Education, Institute of Education Sciences, National Center for Education Statistics, National Assessment of Educational Progress (NAEP), 2019 Mathematics Assessment.

2019 IL Gr 8 Math - English Learners

Percentage below Basic, percentage at Basic, percentage at Proficient and percentage at Advanced for grade 8 mathematics, by Status as English Language Learner, 2 categories [LEP] for jurisdiction: 2019
2019, Illinois



Rounds to zero.

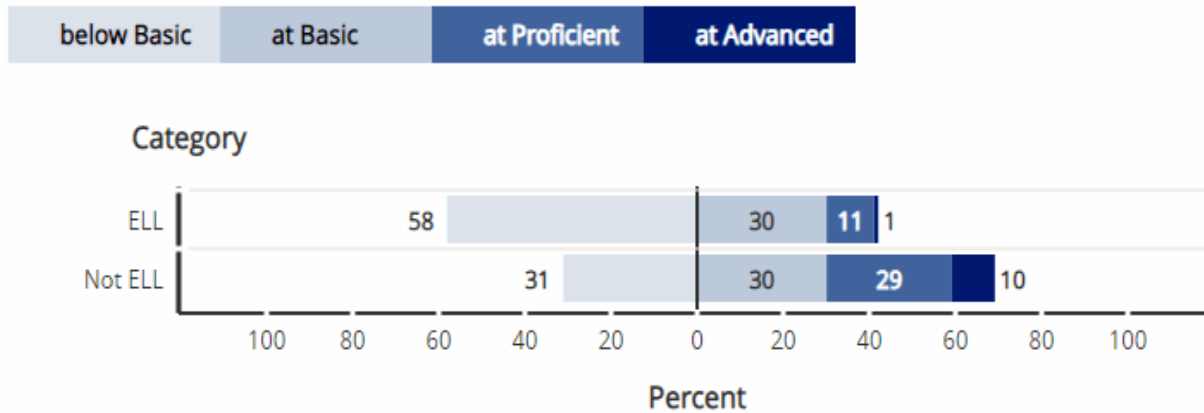
NOTE: Some apparent differences between estimates may not be statistically significant.

SOURCE: U.S. Department of Education, Institute of Education Sciences, National Center for Education Statistics, National Assessment of Educational Progress (NAEP), 2019 Mathematics Assessment.

NAEP

2019 IL Gr 4 Reading - English Learners

Percentage below Basic, percentage at Basic, percentage at Proficient and percentage at Advanced for grade 4 reading, by Status as English Language Learner, 2 categories [LEP] for jurisdiction: 2019
2019, Illinois

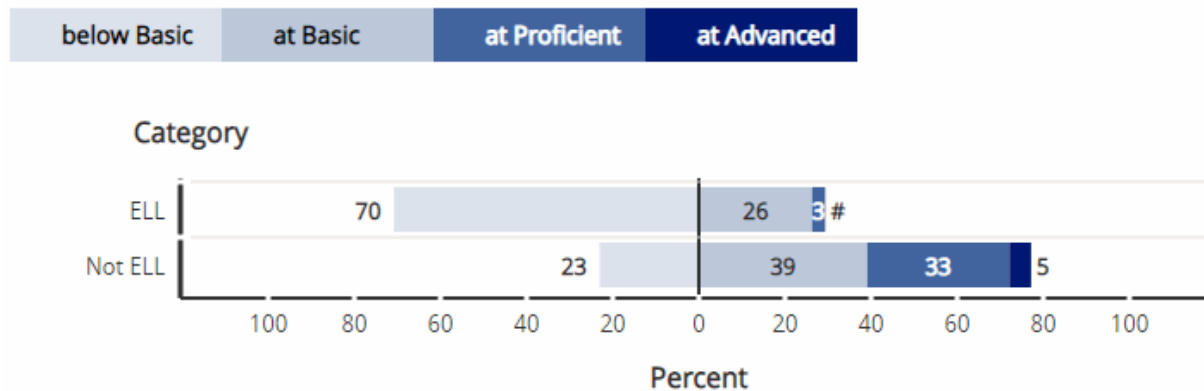


NOTE: Some apparent differences between estimates may not be statistically significant.

SOURCE: U.S. Department of Education, Institute of Education Sciences, National Center for Education Statistics, National Assessment of Educational Progress (NAEP), 2019 Reading Assessment.

2019 IL Gr 8 Reading - English Learners

Percentage below Basic, percentage at Basic, percentage at Proficient and percentage at Advanced for grade 8 reading, by Status as English Language Learner, 2 categories [LEP] for jurisdiction: 2019
2019, Illinois



Rounds to zero.

NOTE: Some apparent differences between estimates may not be statistically significant.

SOURCE: U.S. Department of Education, Institute of Education Sciences, National Center for Education Statistics, National Assessment of Educational Progress (NAEP), 2019 Reading Assessment.

NAEP

The National Assessment of Educational Progress is a nationally representative and continuing assessment have been conducted periodically in reading, mathematics, science writing, U.S. history, civics, geography, and the arts.

NAEP does not provide scores for individual students or schools; instead, it offers results regarding subject-matter achievement, instructional experiences, and school environment for populations of students and sub-groups of those populations. NAEP results are based on a sample of student populations of interest.

Additional information regarding NAEP results can be found here:

- Mathematics
 - o 2019 Grade 4 <https://www.isbe.net/Documents/naep-2019-math-snap-4.pdf>
 - o 2019 Grade 8 <https://www.isbe.net/Documents/naep-2019-math-snap-8.pdf>
 - o 2019 State Report Grades 4 and 8
<https://www.isbe.net/Documents/naep-2019-math-state-4-8.pdf>
 - o 2019 NAEP Inclusion Rates
https://www.nationsreportcard.gov/mathematics/supportive_files/2019_technical_appendix_math.pdf
- Reading
 - o 2019 Grade 4 <https://www.isbe.net/Documents/naep-2019-read-snap-4.pdf>
 - o 2019 Grade 8 <https://www.isbe.net/Documents/naep-2019-read-snap-8.pdf>
 - o 2019 State Report Grades 4 and 8
<https://www.isbe.net/Documents/naep-2019-read-state-4-8.pdf>
 - o 2019 NAEP Inclusion Rates
https://www.nationsreportcard.gov/reading/supportive_files/2019_technical_appendix_reading.pdf

CIVIL RIGHTS DATA COLLECTION - 2017-18 SCHOOL YEAR

Data from the Civil Rights Data Collection comes directly from the U.S. Department of Education (ED). ED collects the data directly from ISBE and school districts and releases the information on a two to three-year delay.

ISBE also collects some of these data elements from districts and reports the results in the year it was collected. Current year data for in-school suspensions, out-of-school suspensions, and expulsions is reported by ISBE in a separate report on www.isbe.net. Current year data for chronic absenteeism can be found in the Students section of the Report Card. Current year data for accelerated coursework can be found in the Academic Performance section of the Report Card. Please note data may not match due to differences in data collection methods.

CRDC - IN-SCHOOL SUSPENSIONS		CRDC - OUT-OF-SCHOOL SUSPENSIONS		CRDC - EXPULSIONS	
District	8.6%	District	7.1%	District	0.1%
State	5.1%	State	3.5%	State	0.1%

CRDC - SCHOOL-RELATED ARRESTS		CRDC - REFERRAL TO LAW ENFORCEMENT		CRDC - CHRONIC ABSENTEEISM	
District	0.0%	District	0.2%	District	2.9%
State	0.1%	State	0.7%	State	16.3%

CRDC - INCIDENTS OF VIOLENCE		CRDC - INCIDENTS OF VIOLENCE - FIREARM AND HOMICIDE		
	Rate of Incidents of Violence		Firearm	Homicide
District	1.9%	Schools in the District with Incidents of Violence	0	0
State	2.2%	Schools in the State with Incidents of Violence	153	5

Please note that at the school level, these metrics are displayed as a yes or no indicator. However, at the district and state level, these metrics are displayed as a count.

CRDC - NUMBER AND PERCENT ENROLLED IN PRESCHOOL	
District	0 0.0%
State	78,272 3.9%

CRDC - ADVANCED PLACEMENT COURSE WORK						
	ADVANCED PLACEMENT (AP) COURSE WORK		INTERNATIONAL BACCALAUREATE (IB) COURSE WORK		DUAL CREDIT COURSE WORK	
	Number	Percent	Number	Percent	Number	Percent
All						
District	757	18.1%	36	0.9%	299	7.1%
State	143,753	7.2%	5,004	0.3%	65,736	3.3%

RACE/ETHNICITY AND DISABILITY CATEGORY FOR STUDENTS WITH IEPs

Percent of Students with IEPs by Race / Ethnicity

		White	Black	Hispanic	Asian	Native Hawaiian	Native American	Two or More Races
District	All Students	2.1%	36.3%	58.7%	1.7%	0.4%	0.3%	0.5%
	Students with IEPs	3.8%	52.7%	41.3%	0.8%	0.8%	0.1%	0.5%
All Peer Districts *	All Students	52.0%	12.8%	25.2%	6.6%	0.1%	0.2%	3.1%
	Students with IEPs	48.0%	19.7%	26.0%	2.8%	0.1%	0.3%	3.1%
State	All Students	47.5%	16.6%	26.6%	5.2%	0.1%	0.3%	3.8%
	Students with IEPs	46.5%	19.7%	26.8%	2.7%	0.1%	0.3%	3.9%

Percent of Students with IEPs in Each Disability Category

Disability Category	Percent of All Students			Percent of Students with IEPs		
	District	All Peer Districts*	State	District	All Peer Districts*	State
Autism	1.9%	1.7%	1.4%	10.4%	12.2%	9.6%
Deafness	0.0%	0.0%	0.0%	0.1%	0.2%	0.2%
Deaf-Blindness	0.0%	0.0%	0.0%	0.0%	0.0%	0.0%
Developmental Delay			2.0%			13.4%
Emotional Disability	2.5%	1.9%	0.9%	13.2%	13.5%	6.2%
Hearing Impairment	0.2%	0.1%	0.1%	1.1%	1.0%	0.9%
Intellectual Disability	2.3%	1.3%	0.8%	12.2%	9.0%	5.1%
Multiple Disabilities	0.5%	0.2%	0.2%	2.5%	1.7%	1.0%
Orthopedic Impairment	0.1%	0.1%	0.0%	0.5%	0.4%	0.3%
Other Health Impairment	2.0%	2.5%	2.0%	10.9%	17.7%	13.2%
Specific Learning Disability	8.6%	6.0%	5.1%	46.5%	42.1%	33.6%
Speech or Language Impairment	0.2%	0.2%	2.4%	1.1%	1.7%	16.0%
Traumatic Brain Injury	0.1%	0.0%	0.0%	0.6%	0.3%	0.2%
Visual Impairment	0.1%	0.0%	0.1%	0.6%	0.3%	0.3%

*Peer districts are districts of the same type as this district: Elementary School, High School, or Unit District

** Peer districts for Unit Districts do not include Chicago Public Schools

*** Students who are receiving special education and/or related services via an Individualized Service Plan (ISP) have been removed from all calculations

EDUCATIONAL ENVIRONMENTS FOR STUDENTS WITH IEPs

Educational environment refers to the extent to which students with IEPs receive special education and related services in classes or schools with their non-disabled peers. Research has shown that students with IEPs who received their special education and/or related services in the general education environment displayed increased motivation, higher self-esteem, improved communication and socialization skills, and greater academic achievement as compared to students who received their special education and/or related services in a more restrictive, or segregated, environment.

The educational environments in which students with IEPs ages 6-21 receive their special education and/or related services are generally classified into four settings:

1. Served inside the general education classroom 80% or more of the day
2. Served inside the general education classroom 40% to 79% of the day
3. Served inside the general education classroom less than 40% of the day
4. Served in separate educational facilities

The following information is provided for students ages 6 through 21.

Percent of Students with IEPs in Various Educational Environments					
		Inside \geq 80%	Inside 40-79%	Inside <40%	Separate Facility
All Students with an IEP	District	27.5%	31.9%	9.8%	30.8%
	All Peer Districts*	40.2%	30.7%	15.6%	13.5%
	State	53.5%	26.7%	13.1%	6.8%

Educational Environments by Race / Ethnicity					
		Inside \geq 80%	Inside 40-79%	Inside <40%	Separate Facility
White	District	13.3%	26.7%	3.3%	56.7%
	All Peer Districts*	45.1%	27.7%	14.0%	13.2%
	State	56.9%	25.2%	11.1%	6.8%
Black	District	26.0%	31.0%	9.6%	33.4%
	All Peer Districts*	30.8%	32.3%	19.6%	17.3%
	State	44.8%	30.2%	16.3%	8.7%
Hispanic	District	30.1%	34.0%	9.8%	26.1%
	All Peer Districts*	38.7%	35.3%	15.4%	10.6%
	State	54.2%	27.4%	13.3%	5.1%
Asian	District	16.7%	50.0%	16.7%	16.7%
	All Peer Districts*	35.4%	27.6%	20.3%	16.8%
	State	54.2%	18.9%	19.9%	7.1%
Native Hawaiian	District	83.3%	16.7%	0.0%	0.0%
	All Peer Districts*	55.6%	22.2%	3.7%	18.5%
	State	52.0%	22.9%	15.2%	9.9%
Native American	District	100.0%	0.0%	0.0%	0.0%
	All Peer Districts*	40.8%	29.6%	20.4%	9.2%
	State	52.0%	25.8%	14.7%	7.4%
Two or More Races	District	0.0%	0.0%	75.0%	25.0%
	All Peer Districts*	39.8%	30.5%	14.7%	14.9%
	State	53.7%	24.1%	14.1%	8.2%

*Peer districts are districts of the same type as this district: Elementary School, High School, or Unit District

** Peer districts for Unit Districts do not include Chicago Public Schools

Educational Environments for Students with IEPs for Selected Disabilities					
		Inside \geq 80%	Inside 40-79%	Inside <40%	Separate Facility
Autism	District	8.5%	17.1%	17.1%	57.3%
	All Peer Districts*	24.6%	26.4%	24.5%	24.5%
	State	30.0%	22.2%	31.4%	16.4%
Emotional Disability	District	13.5%	14.4%	2.9%	69.2%
	All Peer Districts*	31.3%	21.6%	12.6%	34.6%
	State	34.6%	19.6%	14.4%	31.3%
Intellectual Disability	District	1.0%	6.3%	22.9%	69.8%
	All Peer Districts*	1.7%	25.0%	49.8%	23.5%
	State	3.8%	29.5%	50.6%	16.2%
Other Health Impairment	District	36.0%	43.0%	3.5%	17.4%
	All Peer Districts*	54.6%	27.9%	9.4%	8.1%
	State	57.7%	27.8%	9.2%	5.3%
Specific Learning Disability	District	39.8%	47.1%	7.9%	5.2%
	All Peer Districts*	49.2%	39.1%	9.0%	2.7%
	State	55.7%	37.1%	6.0%	1.1%
Speech or Language Impairment	District	100.0%	0.0%	0.0%	0.0%
	All Peer Districts*	78.2%	14.2%	6.5%	1.1%
	State	97.4%	1.9%	0.7%	0.1%

Early Childhood (EC) Educational Environments (ages 3-5)

Educational environments for children ages 3 through 5 can be generally classified into one of the following settings:

- A. Children attending a regular early childhood program and receives the majority of special education and related services in the regular early childhood program.
- B. Children attending a regular early childhood program and receives the majority of special education and related services in some other location.
- C. Children receiving special education or related services full-time in a separate class/facility.
- D. Children receiving special education or related services full-time in the child's home.
- E. Children receiving special education or related services from a service provider, and who do not attend an early childhood or special education program.

Percent of Students with IEPs in Various Educational Environments					
	Regular Early Childhood Program		Separate Class/Facility	Home	Service Provider
	Majority of Services Inside EC Program	Majority of Services Outside EC Program			
District					
All Peer Districts*					
State					

Educational Environments by Race/Ethnicity					
	Regular Early Childhood Program		Separate Class/ Facility	Home	Service Provider
	Majority of Services Inside EC Program	Majority of Services Outside EC Program			
White					
District	0.0%	0.0%	0.0%	0.0%	0.0%
All Peer Districts*	0.0%	0.0%	0.0%	0.0%	0.0%
State	41.7%	30.6%	20.1%	0.2%	7.4%
Black					
District	0.0%	0.0%	0.0%	0.0%	0.0%
All Peer Districts*	0.0%	0.0%	0.0%	0.0%	0.0%
State	47.4%	21.4%	28.9%	0.1%	2.2%
Hispanic					
District	0.0%	0.0%	0.0%	0.0%	0.0%
All Peer Districts*	0.0%	0.0%	0.0%	0.0%	0.0%
State	54.1%	15.8%	25.7%	0.1%	4.2%
Asian					
District	0.0%	0.0%	0.0%	0.0%	0.0%
All Peer Districts*	0.0%	0.0%	0.0%	0.0%	0.0%
State	46.5%	15.2%	32.1%	0.2%	5.9%
Native Hawaiian					
District	0.0%	0.0%	0.0%	0.0%	0.0%
All Peer Districts*	0.0%	0.0%	0.0%	0.0%	0.0%
State	43.8%	15.6%	40.6%	0.0%	0.0%
Native American					
District	0.0%	0.0%	0.0%	0.0%	0.0%
All Peer Districts*	0.0%	0.0%	0.0%	0.0%	0.0%
State	41.7%	23.3%	31.7%	0.8%	2.5%
Two or More Races					
District	0.0%	0.0%	0.0%	0.0%	0.0%
All Peer Districts*	0.0%	0.0%	0.0%	0.0%	0.0%
State	44.6%	28.0%	22.8%	0.2%	4.4%

*Peer districts are districts of the same type as this district: Elementary, High School , or Unit

** Peer districts for Unit Districts do not include Chicago Public Schools

Educational Environments for Students with IEPs for Selected Disabilities					
	Regular Early Childhood Program		Separate Class/ Facility	Home	Service Provider
	Majority of Services Inside EC Program	Majority of Services Outside EC Program			
Autism					
District	0.0%	0.0%	0.0%	0.0%	0.0%
All Peer Districts*	0.0%	0.0%	0.0%	0.0%	0.0%
State	30.5%	13.6%	55.3%	0.0%	0.5%
Developmental Delay					
District					
All Peer Districts*					
State	50.9%	14.9%	33.0%	0.0%	1.0%
Emotional Disability					
District	0.0%	0.0%	0.0%	0.0%	0.0%
All Peer Districts*	0.0%	0.0%	0.0%	0.0%	0.0%
State	39.6%	18.9%	39.6%	0.0%	1.9%
Intellectual Disability					
District	0.0%	0.0%	0.0%	0.0%	0.0%
All Peer Districts*	0.0%	0.0%	0.0%	0.0%	0.0%
State	22.9%	24.3%	52.9%	0.0%	0.0%
Other Health Impairment					
District	0.0%	0.0%	0.0%	0.0%	0.0%
All Peer Districts*	0.0%	0.0%	0.0%	0.0%	0.0%
State	45.1%	14.0%	38.0%	2.1%	0.7%
Specific Learning Disability					
District	0.0%	0.0%	0.0%	0.0%	0.0%
All Peer Districts*	0.0%	0.0%	0.0%	0.0%	0.0%
State	62.7%	13.4%	19.4%	0.0%	4.5%
Speech or Language Impairment					
District	0.0%	0.0%	0.0%	0.0%	0.0%
All Peer Districts*	0.0%	0.0%	0.0%	0.0%	0.0%
State	43.9%	40.1%	2.9%	0.2%	12.9%

*Peer districts are districts of the same type as this district: Elementary, High School , or Unit

** Peer districts for Unit Districts do not include Chicago Public Schools

STATE PERFORMANCE PLAN INDICATORS FOR STUDENTS WITH IEPs

The Individuals with Disabilities Education Act (IDEA 2004) requires states to develop and submit a State Performance Plan (SPP) to the Office of Special Education Programs (OSEP) at the U.S. Department of Education. The SPP is designed to evaluate the State's efforts to implement the requirements and purposes of IDEA and describe how the State will improve its implementation. The plan consists of several priority areas with specific indicators defined for each area. Measurable and rigorous targets are defined for each indicator to show progress throughout the life of the SPP. States are required to publicly report on SPP Indicators 1-14. A link to the Illinois State Performance Plan, Part B can be found at: <https://www.isbe.net/Pages/State-Performance-Plan-Data-and-Accountability.aspx>

The table below shows how this school district performed on specific indicators and whether or not it met the annual state targets for those indicators as defined in the Illinois State Performance Plan. Some indicators require a minimum number of students before comparing district data to the state targets. "N/A" indicates that either the district did not have enough students to report on the district's performance for that particular indicator or the district does not serve students of the ages measured by the indicator.

The State Test Participation Rate is calculated by dividing the number of participants by the Tested Enrollment. At least 95% of students should be tested in ELA and mathematics with at least 10 students. If the state test participation rate is less than 95%, a 95% confidence interval is applied and the student group can meet the 95% target through the confidence interval.

SPP Indicator	Indicator Description	2019 - 2020 District Data	2019 - 2020 State Target	District Met State Target
1	Graduation Rate for students with IEPs (Data lag one year)	64.1	74.2	No
2	Dropout Rate for students with IEPs (Data lag one year)	6.2	4.5	No
3a	Made adequate yearly progress (AYP) for students with IEPs	N/A	N/A	N/A
3b	Reading assessment participation rate for students with IEPs		95.1	N/A
3b	Math assessment participation rate for students with IEPs		95.1	N/A
3c	Students with IEPs meeting or exceeding standards on state reading assessments		23.3	N/A
3c	Students with IEPs meeting or exceeding standards on state math assessments		23.6	N/A
4a	Significant discrepancy in the rate of suspensions and expulsions of greater than 10 days for children with IEPs (Data lag one year)	No	No	Yes
4b	Significant discrepancy by race or ethnicity, in the rate of suspensions and expulsions greater than 10 days of children with IEPs and have policies, procedures and practices that contributed to the significant discrepancy (Data lag one year)	No	No	Yes
5a	Students with IEPs ages 6-21 served inside the general classroom \geq 80% of the time	27.5	58.0	No
5b	Students with IEPs ages 6-21 served inside of the general classroom < 40% of the time	9.8	15.5	Yes
5c	Students with IEPs ages 6-21 served in separate educational facilities	30.8	3.9	No

Please note that asterisks in the tables indicate either non-reported data or suppressed data due to privacy concerns. Student counts reported are counts out of groups 10 or greater.

SPP Indicator	Indicator Description	2018 - 2019 District Data	2018 - 2019 State Target	District Met State Target
6a	Children ages 3-5 in regular early childhood program and receiving the majority of special education and related services in the regular early childhood program		32.9	N/A
6b	Children ages 3-5 in separate special education class, separate school or residential facility		30.5	N/A
7a	Children who entered or exited an Early Childhood Special Education program below age expectations who substantially increased their rate of growth with improved functioning in positive social-emotional skills		86.3	N/A
7a	Children in an Early Childhood Special Education program who were functioning within age expectations with positive social-emotional skills by the time they exited the program		55.6	N/A
7b	Children who entered or exited an Early Childhood Special Education program below age expectations who substantially increased their rate of growth with improved acquisition and use of knowledge and skills by the time they exited the program		87.0	N/A
7b	Children in an Early Childhood Special Education program who were functioning within age expectations with acquisition and use of knowledge and skills by the time they exited the program		53.9	N/A
7c	Children who entered or exited an Early Childhood Special Education program that substantially increased their rate of growth in the use of appropriate behavior to meet their needs by the time they exited the program		88.1	N/A
7c	Children in an Early Childhood Special Education program that were functioning within age expectations regarding the use of appropriate behavior to meet their needs by the time they exited the program	5.3	61.0	No
8	Parents with a child receiving special education services who report that schools facilitated parent involvement as a means of improving services and results for children with disabilities	5.3	61.0	No
9	Disproportionate representation of racial and ethnic groups in special education and related services that was the result of inappropriate identification	No	No	Yes
10	Disproportionate representation of racial and ethnic groups in specific disability categories that was a result of inappropriate identification	No	No	Yes

SPP Indicator	Indicator Description	2018 - 2019 District Data	2018 - 2019 State Target	District Met State Target
11	Children with parental consent to evaluate who were evaluated and eligibility determined within 60 days	100.0	100.0	Yes
12	Children referred by early intervention prior to age three who were found eligible for special education services and have an IEP developed and implemented by their third birthdays		100.0	N/A
13	Youth age 16 and above with an IEP that includes coordinated, measurable annual IEP goals and transition services that will reasonably enable the student to meet the post-secondary goals	100.0	100.0	Yes
14a	Youth who had IEPs, are no longer in secondary school and are enrolled in higher education within one year of leaving high school		35.1	N/A
14b	Youth who had IEPs, are no longer in secondary school and are enrolled in higher education or competitively employed within one year of leaving high school		57.0	N/A
14c	Youth who had IEPs, are no longer in secondary school and are enrolled in higher education or some other post secondary education or training program; or competitively employed or in some other employment within one year of leaving high school		75.0	N/A

SPP Indicators 1 - 8 and 14 are Results Indicators

SPP Indicators 9 - 13 are Compliance Indicators

Proviso Twp HSD 209
Proviso East High School
807 S 1st Ave
Maywood, ILLINOIS 60153
GRADES - 9 10 11 12

Patrick Hardy
Email - phardy@pths209.org
(708) 202-1610
<http://east.pths209.org>



2020

Summative Designation - Comprehensive
Student Group - All Students
Title I Status - Schoolwide Title I Program
IL Youth Survey Participation - NO

EBF District Funding Tier - 1
Financial capacity to meet expectations - 65.9 %
State Senate District - 04
State House District - 007

State and federal laws require public school districts to release report cards to the public each year.

The Illinois Report Card is an annual report released by the Illinois State Board of Education that shows how the state, and each school and district, are progressing on a wide range of educational goals. The Report Card offers a complete picture of student and school performance in order to inform and empower families and communities as they support their local schools. To view an interactive display of Report Card data, visit www.IllinoisReportCard.com.

The federal Every Student Succeeds Act requires states to provide every school a summative designation. All states were given a waiver of this requirement for school year 2019-2020 due to the impact of COVID-19. The waiver requires that states reissue schools their designations from the previous year. Illinois has four summative designations: Exemplary, Commendable, Targeted Support, and Comprehensive Support. Schools that receive a designation of Targeted Support for particular student groups or Comprehensive Support for the school receive additional funding and resources to build local capacity and improve student outcomes. Multiple measures of school performance and environment determine a school's designation. For more information about Illinois' accountability system please visit www.isbe.net/summative.

For additional information, refer to the [2020 Glossary of Terms](#).

STUDENTS

STUDENT ENROLLMENT												
	All	White	Black	Hispanic	Asian	Native Hawaiian /Pacific Islander	American Indian	Two or More Races	Children with Disabilities	English Learners	Low Income	Homeless
School	1,616	17	645	942	3	2	3	4	242	268	1,136	45
District	4,244	88	1,540	2,493	73	16	11	23	583	546	2,461	92
State	1,957,018	929,443	324,212	519,982	102,732	2,035	4,936	73,678	348,751	245,502	949,618	38,890
		1.1%	39.9%	58.3%	0.2%	0.1%	0.2%	0.2%	15.0%	16.6%	70.3%	2.8%
		2.1%	36.3%	58.7%	1.7%	0.4%	0.3%	0.5%	13.7%	12.9%	58.0%	2.2%
		47.5%	16.6%	26.6%	5.2%	0.1%	0.3%	3.8%	17.8%	12.5%	48.5%	2.0%

Student Enrollment is based on Serving School.

Children with Disabilities are those students eligible to receive special education services through an IEP or support through a 504 plan.

English Learners are students eligible for transitional bilingual programs.

Low Income are students who receive or live in households that receive SNAP or TANF; are classified as homeless, migrant, runaway, Head Start, or foster children; or live in a household where the household income meets the USDA income guidelines to receive free or reduced-price meals.

Homeless students are those who do not have permanent and adequate homes.

CHRONIC ABSENTEEISM RATE												
	All	White	Black	Hispanic	Asian	Native Hawaiian /Pacific Islander	American Indian	Two or More Races	Children with Disabilities	Students with IEPs	English Learners	Low Income
School	74.1%	78.3%	75.9%	72.5%	*	*	*	*	67.1%	66.5%	71.9%	74.3%
District	62.5%	61.6%	66.0%	60.4%	55.1%	57.1%	80.0%	57.6%	62.8%	62.4%	69.0%	68.4%
State	11.0%	7.8%	18.7%	12.5%	5.7%	10.0%	15.6%	13.0%	16.3%	16.9%	11.3%	16.4%

Users of this report should note that this data may have possibly been affected by the suspension of in-person instruction during the 2019-20 school year. While it was collected in accordance with ISBE data policy and validated through normal procedures, the state environment and policy changes resulting from the suspension of in-person instruction may have possibly affected the results. Thus, please use caution when interpreting results and trends.

STUDENT MOBILITY RATE														
	All	Male	Female	White	Black	Hispanic	Asian	Native Hawaiian /Pacific Islander	American Indian	Two or More Races	Children with Disabilities	Students with IEPs	English Learners	Low Income
School	11.9%	12.6%	10.9%	26.3%	14.5%	9.4%	*	*	*	*	11.0%	11.6%	7.3%	11.6%
District	10.1%	12.0%	7.8%	14.0%	14.0%	7.6%	0.0%	0.0%	*	12.5%	11.7%	11.8%	11.4%	10.6%
State	6.2%	6.5%	5.8%	4.1%	11.8%	5.9%	6.1%	8.2%	8.6%	7.6%	6.2%	6.8%	7.4%	9.0%

Students with IEPs are those eligible to receive special education services.

Users of this report should note that this data may have possibly been affected by the suspension of in-person instruction during the 2019-20 school year. While it was collected in accordance with ISBE data policy and validated through normal procedures, the state environment and policy changes resulting from the suspension of in-person instruction may have possibly affected the results. Thus, please use caution when interpreting results and trends.

GIFTED STUDENTS

“Gifted Education” is defined as educational services, including differentiated curricula and instructional methods, designed to meet the needs of gifted children as defined in Article 14A of this code.

“Advanced Academic Program” is defined as a course of study to which students are assigned based on advanced cognitive ability or advanced academic achievement compared to local age peers and in which the curriculum is substantially differentiated from the general curriculum to provide appropriate challenge and pace. Note that gifted students are a subset of accelerated placement /advanced academic program students and are included in these metrics also.

STUDENTS ASSESSED FOR GIFTEDNESS		
	# Students	% Students
School	*	*
District	*	*
State	165,182	7.6%

STUDENTS ASSESSED FOR GIFTEDNESS (Demographics)													
	All	Male	Female	White	Black	Hispanic	Asian	Native Hawaiian /Pacific Islander	American Indian	Two or More Races	Students With IEPs	English Learners	Low Income
School	*	*	*	*	*	*	*	*	*	*	*	*	*
District	*	*	*	*	*	*	*	*	*	*	*	*	*
State	165,182	7.5%	7.7%	8.5%	4.7%	5.5%	18.4%	8.1%	7.4%	9.1%	5.9%	6.3%	4.7%

STUDENTS ASSESSED FOR GIFTEDNESS TAUGHT BY GIFTED-ENDORSED TEACHERS		
	# Students	% Students
School	*	*
District	*	*
State	19,414	0.9%

STUDENTS ASSESSED FOR GIFTEDNESS TAUGHT BY GIFTED-ENDORSED TEACHERS (Demographics)													
	All	Male	Female	White	Black	Hispanic	Asian	Native Hawaiian /Pacific Islander	American Indian	Two or More Races	Students With IEPs	English Learners	Low Income
School	*	*	*	*	*	*	*	*	*	*	*	*	*
District	*	*	*	*	*	*	*	*	*	*	*	*	*
State	19,414	0.9%	0.9%	1.1%	0.3%	0.6%	2.7%	0.3%	0.7%	0.9%	0.4%	0.4%	0.4%

STUDENTS IDENTIFIED AS GIFTED		
	# Students	% Students
School	*	*
District	*	*
State	50,813	2.3%

STUDENTS IDENTIFIED AS GIFTED (Demographics)													
	All	Male	Female	White	Black	Hispanic	Asian	Native Hawaiian /Pacific Islander	American Indian	Two or More Races	Students With IEPs	English Learners	Low Income
School	*	*	*	*	*	*	*	*	*	*	*	*	*
District	*	*	*	*	*	*	*	*	*	*	*	*	*
State	50,813	2.3%	2.4%	2.5%	1.1%	1.4%	9.9%	3.4%	1.3%	2.7%	0.6%	0.5%	1.0%

STUDENTS IDENTIFIED AS GIFTED TAUGHT BY GIFTED-ENDORSED TEACHERS		
	# Students	% Students
School	*	*
District	*	*
State	9,454	0.4%

STUDENTS IDENTIFIED AS GIFTED TAUGHT BY GIFTED-ENDORSED TEACHERS (Demographics)													
	All	Male	Female	White	Black	Hispanic	Asian	Native Hawaiian /Pacific Islander	American Indian	Two or More Races	Students With IEPs	English Learners	Low Income
School	*	*	*	*	*	*	*	*	*	*	*	*	*
District	*	*	*	*	*	*	*	*	*	*	*	*	*
State	9,454	0.4%	0.4%	0.5%	0.1%	0.2%	1.9%	0.1%	0.3%	0.5%	0.1%	0.1%	0.1%

INSTRUCTIONAL SETTING

TOTAL SCHOOL DAYS	
Number of Days	
School	180
District	180
State	175

Users of this report should note that this data may have possibly been affected by the suspension of in-person instruction during the 2019-20 school year. While it was collected in accordance with ISBE data policy and validated through normal procedures, the state environment and policy changes resulting from the suspension of in-person instruction may have possibly affected the results. Thus, please use caution when interpreting results and trends.

% of 8TH GRADERS PASSING ALGEBRA I	
School	*
District	*
State	30.8%

Users of this report should note that this data may have possibly been affected by the suspension of in-person instruction during the 2019-20 school year. HOWEVER, based on the data collected and comparisons to historical data, the data collected for this collection cycle does not, in aggregate, exhibit greater variation than is normally observed from year to year.

STUDENT-TO-STAFF RATIOS				
	Pupil-Teacher Elementary	Pupil-Teacher Secondary	Pupil-Certified Staff	Pupil-Administrator
School	--	--	--	--
District	*	20.4	12.4	106.6
State	18.1	18.6	10.1	171.1

HEALTH AND WELLNESS (days per week)	
School	4.0
District	4.3
State	3.6

Users of this report should note that this data may have possibly been affected by the suspension of in-person instruction during the 2019-20 school year. HOWEVER, based on the data collected and comparisons to historical data, the data collected for this collection cycle does not, in aggregate, exhibit greater variation than is normally observed from year to year.

AVERAGE CLASS SIZE (as of the first school day in May)											
Grades	K	1	2	3	4	5	6	7	8	9 - 12	Overall
School	*	*	*	*	*	*	*	*	*	18.5	18.1
District	*	*	*	*	*	*	*	*	5.5	21.0	20.9
State	19.1	20.8	21.2	21.9	22.0	22.6	23.1	23.0	22.5	21.6	21.7

TEACHER INFORMATION (Full-Time Equivalents)											
	Total Number	Male	Female	White	Black	Hispanic	Asian	Native Hawaiian /Pacific Islander	American Indian	Two or More Races	Unknown
District	238	40.5%	59.5%	71.5%	15.7%	8.3%	2.5%	*	*	0.4%	1.7%
State	131,230	23.2%	76.8%	82.3%	5.9%	7.0%	1.7%	0.1%	0.2%	0.8%	2.0%

TEACHER INFORMATION (Experience)			
	Average Teaching Experience (Years)	% of Teachers with Bachelor's Degrees	% of Teachers with Master's & Above
School	--	--	--
District	12.9	25.8%	73.4%
State	13.4	39.6%	59.8%

TEACHER RETENTION RATE	
School	77.2%
District	77.9%
State	85.9%

PRINCIPAL TURNOVER (Count)	
School	2.0
District	2.0
State	2.0

TEACHER ATTENDANCE RATE	
School	--
District	49.2%
State	86.6%

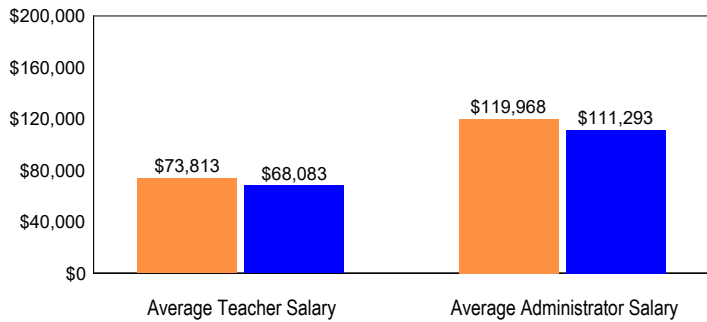
Users of this report should note that this data may have possibly been affected by the suspension of in-person instruction during the 2019-20 school year. While it was collected in accordance with ISBE data policy and validated through normal procedures, the state environment and policy changes resulting from the suspension of in-person instruction may have possibly affected the results. Thus, please use caution when interpreting results and trends.

TEACHER EVALUATION RATE	
School	--
District	97.4%
State	98.7%

Users of this report should note that this data may have possibly been affected by the suspension of in-person instruction during the 2019-20 school year. While it was collected in accordance with ISBE data policy and validated through normal procedures, the state environment and policy changes resulting from the suspension of in-person instruction may have possibly affected the results. Thus, please use caution when interpreting results and trends.

SCHOOL DISTRICT FINANCES

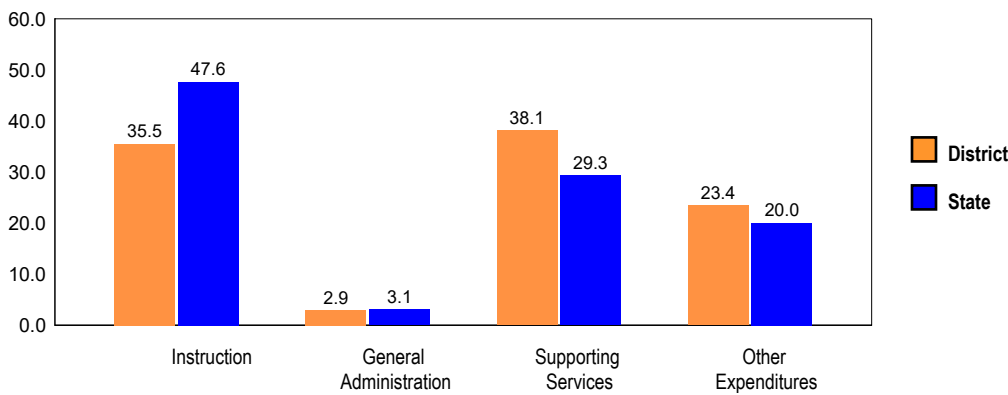
AVERAGE TEACHER/ADMINISTRATOR SALARIES



Salaries and counts of staff are summed across a district based on the percentage of time that each individual is employed as a teacher or an administrator and may or may not reflect the actual paid salaries for the district.

■ District
■ State

EXPENDITURE BY FUNCTION 2018-19 (Percentages)



■ District
■ State

REVENUE BY SOURCE 2018-19

	District	District %	State %
Local Property Taxes	\$65,190,497	68.6%	60.3%
Other Local Funding	\$4,870,015	5.1%	6.1%
Evidence-Based Funding	\$15,694,017	16.5%	21.7%
Other State Funding	\$4,419,353	4.6%	4.9%
Federal Funding	\$4,874,971	5.1%	7.0%
TOTAL	\$95,048,853		

EXPENDITURE BY FUND 2018-19

	District	District %	State %
Education	\$65,110,769	70.9%	70.4%
Operations & Maintenance	\$9,720,820	10.6%	7.3%
Transportation	\$5,229,802	5.7%	3.9%
Debt Service	\$7,696,441	8.4%	8.4%
Tort	\$0	0.0%	1.2%
Municipal Retirement/ Social Security	\$2,165,533	2.4%	1.9%
Fire Prevention & Safety	\$100,492	0.1%	0.6%
Capital Projects	\$1,851,837	2.0%	6.3%
TOTAL	\$91,875,694		

OTHER FINANCIAL INDICATORS

	2017 Equalized Assessed Valuation per Pupil	2017 Total School Tax Rate per \$100	2018-19 Instructional Expenditure per Pupil	2018-19 Operating Expenditure per Pupil
District	\$697,987	2.66	\$9,209	\$19,970
State	**	**	\$8,582	\$14,492

** Due to the way Illinois school districts are configured, state averages for equalized assessed valuation per pupil and total school tax rate per \$100 are not provided.

Equalized assessed valuation includes all computed property values upon which a district's local tax rate is calculated.

Total school tax rate is a district's total tax rate as it appears on local property tax bills.

Instructional expenditure per pupil includes the direct costs of teaching pupils or the interaction between teachers and pupils.

Operating expenditure per pupil includes the gross operating cost of a school district excluding summer school, adult education, bond principal retired, and capital expenditures.

SCHOOL-LEVEL FINANCES

The Every Student Succeeds Act requires LEAs to report school-level expenditure data, beginning with school year 2018-19. LEAs are required to report actual personnel and non-personnel expenditures of both site-specific and district centralized expenditures. These data are self-reported and may differ from Annual Financial Report data. For more information, visit www.isbe.net/site-based.

For Site-Based Expenditure Reporting, enrollment numbers display the average of the enrolled student count on October 1 and March 1 of the reporting year, including all children aged 3 through 21 in grades prekindergarten through 12 served by the LEA or placed in another educational institution by the LEA. Note that students attending only part of each day are counted as proportional students in the count, which may lead to decimal places in the enrollment number.

	Enrollment	Site-Level Per-Pupil Expenditures			District Centralized Per-Pupil Expenditures			Total Per-Pupil Expenditures			Exclusions	Total Expenditures
		Federal	State/Local	Subtotal	Federal	State/Local	Subtotal	Federal	State/Local	Subtotal		
School	1,825.25	\$600	\$11,018	\$11,618	\$1,089	\$6,161	\$7,250	\$1,689	\$17,180	\$18,868		
District	4,649.75	\$472	\$10,873	\$11,345	\$1,083	\$5,693	\$6,776	\$1,555	\$16,566	\$18,122	\$11,526,024	\$95,786,922

SCHOOL IMPROVEMENT FUNDS

Title I School Improvement - 1003(a) Grant funds are federal Title I funds allocated to districts to support school improvement efforts in schools designated as targeted or comprehensive. Funds must be spent on activities that supplement core programs. Comprehensive schools receive comprehensive support and are required to utilize an approved Learning Partner. Targeted schools receive targeted support and may utilize an approved Learning Partner. Any school utilizing Title I School Improvement - 1003(a) funds must complete an application and School Improvement Report based on a local Board of Education approved School Improvement Plan and submit the Illinois Quality Framework Supporting Rubric. Additional information on the requirements of this grant can be found here: <https://www.isbe.net/Pages/IL-EMPOWER.aspx>

SCHOOL IMPROVEMENT FUNDS			
School Year First Identified As Needing Support	Level of Support	Title I School Improvement - 1003(a) Funds Received for Previous School Year	Reason for Receiving Title I School Improvement - 1003(a) Funds
2018	Comprehensive	418,739	Low Graduation Rate

ACADEMIC PERFORMANCE - ASSESSMENTS

The federal Every Student Succeeds Act requires states to provide every school a summative designation. All states were given a waiver of this requirement for school year 2019-2020 due to the impact of COVID-19. The waiver requires that states reissue schools their designations from the previous year. Illinois has four summative designations: Exemplary, Commendable, Targeted Support, and Comprehensive Support. Schools that receive a designation of Targeted Support for particular student groups or Comprehensive Support for the school receive additional funding and resources to build local capacity and improve student outcomes. Multiple measures of school performance and environment determine a school's designation. For more information about Illinois' accountability system please visit www.isbe.net/summative

ELA PARTICIPATION - ALL TESTS (Demographics)														
	All	Male	Female	White	Black	Hispanic	Asian	Native Hawaiian /Pacific Islander	American Indian	Two or More Races	Children with Disabilities	Students with IEPs	English Learners	Low Income
School														
District														
State														

Due to the suspension of in-person instruction during the 2019-20 school year, the data for this metric is unavailable for use in the School Year 2020 Report Card.

MATH PARTICIPATION - ALL TESTS (Demographics)														
	All	Male	Female	White	Black	Hispanic	Asian	Native Hawaiian /Pacific Islander	American Indian	Two or More Races	Children with Disabilities	Students with IEPs	English Learners	Low Income
School														
District														
State														

Due to the suspension of in-person instruction during the 2019-20 school year, the data for this metric is unavailable for use in the School Year 2020 Report Card.

SCIENCE PARTICIPATION - ALL TESTS (Demographics)														
	All	Male	Female	White	Black	Hispanic	Asian	Native Hawaiian /Pacific Islander	American Indian	Two or More Races	Children with Disabilities	Students with IEPs	English Learners	Low Income
School														
District														
State														

Due to the suspension of in-person instruction during the 2019-20 school year, the data for this metric is unavailable for use in the School Year 2020 Report Card.

NUMBER AND PERCENTAGE OF ENGLISH LEARNERS EXEMPTED FROM ASSESSMENT

No English Learners are exempted from assessment, including those who are newly arrived in the U.S. Previously, states could exempt newly arrived English Learners from ELA testing only. Under ESSA, states have flexibility in how they test and use scores from newly arrived English Learners. Per the approved Illinois ESSA State Plan, "Illinois will assess newly arrived ELs, enrolled in their first year in U.S. schools, in grades 3-12 in academic content areas: English language arts, mathematics, and science. Data from the first-year assessments will not be included in accountability determinations, but serve solely for baseline purposes."

Please note that asterisks in the tables indicate either non-reported data or suppressed data due to privacy concerns. Student counts reported are counts out of groups 10 or greater.

IAR ELA PARTICIPATION (Demographics)														
	All	Male	Female	White	Black	Hispanic	Asian	Native Hawaiian /Pacific Islander	American Indian	Two or More Races	Children with Disabilities	Students with IEPs	English Learners	Low Income
School														
District														
State														

Due to the suspension of in-person instruction during the 2019-20 school year, the data for this metric is unavailable for use in the School Year 2020 Report Card.

IAR MATH PARTICIPATION (Demographics)														
	All	Male	Female	White	Black	Hispanic	Asian	Native Hawaiian /Pacific Islander	American Indian	Two or More Races	Children with Disabilities	Students with IEPs	English Learners	Low Income
School														
District														
State														

Due to the suspension of in-person instruction during the 2019-20 school year, the data for this metric is unavailable for use in the School Year 2020 Report Card.

SAT ELA PARTICIPATION (Demographics)														
	All	Male	Female	White	Black	Hispanic	Asian	Native Hawaiian /Pacific Islander	American Indian	Two or More Races	Children with Disabilities	Students with IEPs	English Learners	Low Income
School														
District														
State														

Due to the suspension of in-person instruction during the 2019-20 school year, the data for this metric is unavailable for use in the School Year 2020 Report Card.

SAT MATH PARTICIPATION (Demographics)														
	All	Male	Female	White	Black	Hispanic	Asian	Native Hawaiian /Pacific Islander	American Indian	Two or More Races	Children with Disabilities	Students with IEPs	English Learners	Low Income
School														
District														
State														

Due to the suspension of in-person instruction during the 2019-20 school year, the data for this metric is unavailable for use in the School Year 2020 Report Card.

DLM-AA ELA PARTICIPATION (Demographics)														
	All	Male	Female	White	Black	Hispanic	Asian	Native Hawaiian /Pacific Islander	American Indian	Two or More Races	Children with Disabilities	Students with IEPs	English Learners	Low Income
School														
District														
State														

Due to the suspension of in-person instruction during the 2019-20 school year, the data for this metric is unavailable for use in the School Year 2020 Report Card.

DLM-AA MATH PARTICIPATION (Demographics)														
	All	Male	Female	White	Black	Hispanic	Asian	Native Hawaiian /Pacific Islander	American Indian	Two or More Races	Children with Disabilities	Students with IEPs	English Learners	Low Income
School														
District														
State														

Due to the suspension of in-person instruction during the 2019-20 school year, the data for this metric is unavailable for use in the School Year 2020 Report Card.

DLM-AA SCIENCE PARTICIPATION (Demographics)														
	All	Male	Female	White	Black	Hispanic	Asian	Native Hawaiian /Pacific Islander	American Indian	Two or More Races	Children with Disabilities	Students with IEPs	English Learners	Low Income
School														
District														
State														

Due to the suspension of in-person instruction during the 2019-20 school year, the data for this metric is unavailable for use in the School Year 2020 Report Card.

ISA PARTICIPATION (Demographics)														
	All	Male	Female	White	Black	Hispanic	Asian	Native Hawaiian /Pacific Islander	American Indian	Two or More Races	Children with Disabilities	Students with IEPs	English Learners	Low Income
School														
District														
State														

Due to the suspension of in-person instruction during the 2019-20 school year, the data for this metric is unavailable for use in the School Year 2020 Report Card.

ELA PROFICIENCY - ALL TESTS (Demographics)										
	All Students	Male	Female	White	Black	Hispanic	Asian	Native Hawaiian /Pacific Islander	American Indian	Two or More Races
School										
District										
State										

Due to the suspension of in-person instruction during the 2019-20 school year, the data for this metric is unavailable for use in the School Year 2020 Report Card.

ELA PROFICIENCY - ALL TESTS (Demographics Continued)								
	Children with Disabilities	Students with IEPs	English Learners	Low Income	Homeless	Migrant	Youth In Care	Military
School								
District								
State								

Due to the suspension of in-person instruction during the 2019-20 school year, the data for this metric is unavailable for use in the School Year 2020 Report Card.

MATH PROFICIENCY - ALL TESTS (Demographics)										
	All Students	Male	Female	White	Black	Hispanic	Asian	Native Hawaiian /Pacific Islander	American Indian	Two or More Races
School										
District										
State										

Due to the suspension of in-person instruction during the 2019-20 school year, the data for this metric is unavailable for use in the School Year 2020 Report Card.

MATH PROFICIENCY - ALL TESTS (Demographics Continued)								
	Children with Disabilities	Students with IEPs	English Learners	Low Income	Homeless	Migrant	Youth In Care	Military
School								
District								
State								

Due to the suspension of in-person instruction during the 2019-20 school year, the data for this metric is unavailable for use in the School Year 2020 Report Card.

SCIENCE PROFICIENCY - ALL TESTS (Demographics)										
	All Students	Male	Female	White	Black	Hispanic	Asian	Native Hawaiian /Pacific Islander	American Indian	Two or More Races
School										
District										
State										

Due to the suspension of in-person instruction during the 2019-20 school year, the data for this metric is unavailable for use in the School Year 2020 Report Card.

SCIENCE PROFICIENCY - ALL TESTS (Demographics Continued)								
	Children with Disabilities	Students with IEPs	English Learners	Low Income	Homeless	Migrant	Youth In Care	Military
School								
District								
State								

Due to the suspension of in-person instruction during the 2019-20 school year, the data for this metric is unavailable for use in the School Year 2020 Report Card.

EL PROFICIENCY ON ACCESS							
	# ELS	# Tested	% Participation	# Proficient	% Proficient	# Long Term EL	% Long Term EL
School	230	203	88.3%	1	0.5%	202	*
District	486	435	89.5%	4	0.9%	438	90.1%
State	223,399	220,920	98.9%	17,503	7.9%	20,127	9.0%

MEAN ELA GROWTH PERCENTILE - IAR (Demographics)										
	All Students	Male	Female	White	Black	Hispanic	Asian	Native Hawaiian /Pacific Islander	American Indian	Two or More Races
School										
District										
State										

Due to the suspension of in-person instruction during the 2019-20 school year, the data for this metric is unavailable for use in the School Year 2020 Report Card.

MEAN ELA GROWTH PERCENTILE - IAR (Demographics Continued)								
	Children with Disabilities	Students with IEPs	English Learners	Low Income	Homeless	Migrant	Youth In Care	Military
School								
District								
State								

Due to the suspension of in-person instruction during the 2019-20 school year, the data for this metric is unavailable for use in the School Year 2020 Report Card.

MEAN MATH GROWTH PERCENTILE - IAR (Demographics)										
	All Students	Male	Female	White	Black	Hispanic	Asian	Native Hawaiian /Pacific Islander	American Indian	Two or More Races
School										
District										
State										

Due to the suspension of in-person instruction during the 2019-20 school year, the data for this metric is unavailable for use in the School Year 2020 Report Card.

MEAN MATH GROWTH PERCENTILE - IAR (Demographics Continued)								
	Children with Disabilities	Students with IEPs	English Learners	Low Income	Homeless	Migrant	Youth In Care	Military
School								
District								
State								

Due to the suspension of in-person instruction during the 2019-20 school year, the data for this metric is unavailable for use in the School Year 2020 Report Card.

9th Grade On Track												
	All	White	Black	Hispanic	Asian	Native Hawaiian /Pacific Islander	American Indian	Two or More Races	Children with Disabilities	Students with IEPs	English Learners	Low Income
School	155	63.6%	32.7%	38.2%	*	*	*	*	40.7%	41.3%	48.3%	34.0%
District	680	77.1%	56.3%	61.9%	88.9%	*	*	*	54.4%	53.5%	56.1%	52.3%
State	130,164	92.8%	78.5%	85.9%	96.9%	91.0%	86.3%	87.8%	82.4%	80.6%	80.5%	81.7%

Users of this report should note that this data may have possibly been affected by the suspension of in-person instruction during the 2019-20 school year. While it was collected in accordance with ISBE data policy and validated through normal procedures, the state environment and policy changes resulting from the suspension of in-person instruction may have possibly affected the results. Thus, please use caution when interpreting results and trends.

CAREER AND TECHNICAL EDUCATION ENROLLMENT	
School	512
District	1,339
State	286,237

Users of this report should note that this data may have possibly been affected by the suspension of in-person instruction during the 2019-20 school year. HOWEVER, based on the data collected and comparisons to historical data, the data collected for this collection cycle does not, in aggregate, exhibit greater variation than is normally observed from year to year.

ADVANCED COURSE WORK (AP/IB/DUAL CREDIT)				
	GRADE 9	GRADE 10	GRADE 11	GRADE 12
School	*	45	72	96
District	66	201	317	366
State	19,855	32,687	62,063	77,243

Users of this report should note that this data may have possibly been affected by the suspension of in-person instruction during the 2019-20 school year. While it was collected in accordance with ISBE data policy and validated through normal procedures, the state environment and policy changes resulting from the suspension of in-person instruction may have possibly affected the results. Thus, please use caution when interpreting results and trends.

ADVANCED PLACEMENT COURSE WORK													
		ADVANCED PLACEMENT (AP) COURSE WORK				INTERNATIONAL BACCALAUREATE (IB) COURSE WORK				DUAL CREDIT COURSE WORK			
		Grade9	Grade10	Grade11	Grade12	Grade9	Grade10	Grade11	Grade12	Grade9	Grade10	Grade11	Grade12
All	School	*	45	60	74	*	*	*	*	*	*	13	32
	District	66	199	241	315	*	*	94	43	*	*	29	87
	State	14,877	27,199	46,708	53,642	263	314	2,827	2,608	5,392	6,740	19,846	38,017
White	School	*	*	*	*	*	*	*	*	*	*	*	*
	District	*	10	*	11	*	*	*	*	*	*	*	*
	State	6,680	13,468	24,167	28,113	29	36	357	356	2,857	3,776	12,960	23,702
Black	School	*	12	14	22	*	*	*	*	*	*	*	10
	District	17	57	59	80	*	*	16	10	*	*	11	21
	State	1,556	2,162	4,037	4,833	58	93	852	789	917	844	1,574	3,438
Hispanic	School	*	31	45	51	*	*	*	*	*	*	*	22
	District	36	123	168	216	*	*	60	29	*	*	16	63
	State	3,906	6,689	11,696	13,503	154	167	1,378	1,230	1,153	1,478	3,504	7,448
Asian	School	*	*	*	*	*	*	*	*	*	*	*	*
	District	*	*	*	*	*	*	12	*	*	*	*	*
	State	2,157	3,836	5,093	5,325	17	12	190	179	279	416	1,127	2,114
Native Hawaiian/ Pacific Islander	School	*	*	*	*	*	*	*	*	*	*	*	*
	District	*	*	*	*	*	*	*	*	*	*	*	*
	State	37	36	66	61	1	1	2	3	3	7	15	42
American Indian	School	*	*	*	*	*	*	*	*	*	*	*	*
	District	*	*	*	*	*	*	*	*	*	*	*	*
	State	20	64	105	104	0	1	8	12	10	16	34	77
Two or More Races	School	*	*	*	*	*	*	*	*	*	*	*	*
	District	*	*	*	*	*	*	*	*	*	*	*	*
	State	521	944	1,544	1,703	4	4	40	39	173	203	632	1,196
Children with Disabilities	School	*	*	*	*	*	*	*	*	*	*	*	*
	District	*	*	16	*	*	*	*	*	*	*	*	*
	State	805	1,511	2,887	3,710	18	14	228	223	668	858	2,094	3,838
IEP	School	*	*	*	*	*	*	*	*	*	*	*	*
	District	*	*	13	*	*	*	*	*	*	*	*	*
	State	152	306	648	1,124	3	3	85	88	485	571	1,323	2,230
Non IEP	School	*	45	51	70	*	*	*	*	*	*	13	32
	District	65	198	228	309	*	*	93	43	*	*	29	85
	State	14,725	26,893	46,060	52,518	260	311	2,742	2,520	4,907	6,169	18,523	35,787
EL	School	*	*	*	*	*	*	*	*	*	*	*	*
	District	*	10	14	17	*	*	*	*	*	*	*	10
	State	174	405	695	1,046	8	12	88	76	276	266	489	850
Non EL	School	*	42	57	68	*	*	*	*	*	*	11	25
	District	61	189	227	298	*	*	94	43	*	*	27	77
	State	14,703	26,794	46,013	52,596	255	302	2,739	2,532	5,116	6,474	19,357	37,167
Low Income	School	*	28	36	54	*	*	*	*	*	*	*	26
	District	17	66	87	173	*	*	*	18	*	*	12	57
	State	4,122	6,746	11,929	16,202	150	200	1,546	1,856	1,874	2,259	5,742	11,597
Non Low Income	School	*	17	24	20	*	*	*	*	*	*	*	*
	District	49	133	154	142	*	*	87	25	*	*	17	30
	State	10,755	20,453	34,779	37,440	113	114	1,281	752	3,518	4,481	14,104	26,420

Users of this report should note that this data may have possibly been affected by the suspension of in-person instruction during the 2019-20 school year. While it was collected in accordance with ISBE data policy and validated through normal procedures, the state environment and policy changes resulting from the suspension of in-person instruction may have possibly affected the results. Thus, please use caution when interpreting results and trends.

Please note that asterisks in the tables indicate either non-reported data or suppressed data due to privacy concerns. Student counts reported are counts out of groups 10 or greater.

ADVANCED PLACEMENT (AP) EXAMS				
GRADE 10				
	No. of AP Exams Taken	No. of AP Exams Passed	Took One or More AP Exams	Passed One or More AP Exams
School	17	*	17	*
District	195	88	140	69
State	48,657	32,833	23,795	16,823

Users of this report should note that this data may have possibly been affected by the suspension of in-person instruction during the 2019-20 school year. While it was collected in accordance with ISBE data policy and validated through normal procedures, the state environment and policy changes resulting from the suspension of in-person instruction may have possibly affected the results. Thus, please use caution when interpreting results and trends.

GRADE 11				
	No. of AP Exams Taken	No. of AP Exams Passed	Took One or More AP Exams	Passed One or More AP Exams
School	90	25	41	16
District	735	276	245	142
State	152,218	105,918	39,025	29,462

Users of this report should note that this data may have possibly been affected by the suspension of in-person instruction during the 2019-20 school year. While it was collected in accordance with ISBE data policy and validated through normal procedures, the state environment and policy changes resulting from the suspension of in-person instruction may have possibly affected the results. Thus, please use caution when interpreting results and trends.

GRADE 12				
	No. of AP Exams Taken	No. of AP Exams Passed	Took One or More AP Exams	Passed One or More AP Exams
School	141	29	39	18
District	1,066	370	220	138
State	278,398	195,120	37,687	30,599

Users of this report should note that this data may have possibly been affected by the suspension of in-person instruction during the 2019-20 school year. While it was collected in accordance with ISBE data policy and validated through normal procedures, the state environment and policy changes resulting from the suspension of in-person instruction may have possibly affected the results. Thus, please use caution when interpreting results and trends.

POSTSECONDARY ENROLLMENT 12 MONTH						
	All	Public Institution	Private Institution	4 Yr	2 Yr	< 2 Yr
School	*	*	*	*	*	*
District	*	*	*	*	*	*
State	*	*	*	*	*	*

POSTSECONDARY ENROLLMENT 16 MONTH						
	All	Public Institution	Private Institution	4 Yr	2 Yr	< 2 Yr
School	*	*	*	*	*	*
District	*	*	*	*	*	*
State	*	*	*	*	*	*

HIGH SCHOOL 4-YEAR GRADUATION RATE (Demographics)										
	Gender			Race / Ethnicity						
	All	Male	Female	White	Black	Hispanic	Asian	Native Hawaiian /Pacific Islander	American Indian	Two or More Races
School	76.9%	70.1%	83.7%	*	76.7%	79.3%	*	*	*	*
District	83.3%	78.0%	88.5%	61.5%	82.8%	84.6%	*	*	*	*
State	88.0%	85.6%	90.5%	91.5%	79.9%	85.5%	94.5%	89.4%	80.0%	85.7%

Users of this report should note that this data may have possibly been affected by the suspension of in-person instruction during the 2019-20 school year. While it was collected in accordance with ISBE data policy and validated through normal procedures, the state environment and policy changes resulting from the suspension of in-person instruction may have possibly affected the results. Thus, please use caution when interpreting results and trends.

HIGH SCHOOL 4-YEAR GRADUATION RATE (Demographics Continued)								
	Children with Disabilities	Students with IEPs	English Learners	Low Income	Homeless	Migrant	Youth In Care	Military
School	75.9%	64.9%	*	79.9%	68.2%	*	*	*
District	82.5%	74.0%	*	85.2%	71.8%	*	*	*
State	81.3%	74.0%	*	82.0%	74.0%	67.9%	52.4%	52.4%

Users of this report should note that this data may have possibly been affected by the suspension of in-person instruction during the 2019-20 school year. While it was collected in accordance with ISBE data policy and validated through normal procedures, the state environment and policy changes resulting from the suspension of in-person instruction may have possibly affected the results. Thus, please use caution when interpreting results and trends.

HIGH SCHOOL 5-YEAR GRADUATION RATE (Demographics)										
	Gender			Race / Ethnicity						
	All	Male	Female	White	Black	Hispanic	Asian	Native Hawaiian /Pacific Islander	American Indian	Two or More Races
School	77.0%	72.2%	82.5%	70.0%	80.6%	74.2%	*	*	*	*
District	82.4%	77.4%	87.4%	76.5%	83.4%	81.7%	100.0%	*	*	*
State	88.4%	86.0%	90.9%	92.0%	80.2%	85.6%	95.3%	87.1%	78.8%	88.5%

Users of this report should note that this data may have possibly been affected by the suspension of in-person instruction during the 2019-20 school year. While it was collected in accordance with ISBE data policy and validated through normal procedures, the state environment and policy changes resulting from the suspension of in-person instruction may have possibly affected the results. Thus, please use caution when interpreting results and trends.

HIGH SCHOOL 5-YEAR GRADUATION RATE (Demographics Continued)								
	Children with Disabilities	Students with IEPs	English Learners	Low Income	Homeless	Migrant	Youth In Care	Military
School	79.2%	73.4%	*	76.7%	75.0%	*	*	*
District	76.6%	71.0%	*	78.7%	73.0%	*	*	*
State	85.7%	75.1%	*	82.1%	74.5%	73.3%	65.2%	65.2%

Users of this report should note that this data may have possibly been affected by the suspension of in-person instruction during the 2019-20 school year. While it was collected in accordance with ISBE data policy and validated through normal procedures, the state environment and policy changes resulting from the suspension of in-person instruction may have possibly affected the results. Thus, please use caution when interpreting results and trends.

HIGH SCHOOL 6-YEAR GRADUATION RATE (Demographics)										
	Gender			Race / Ethnicity						
	All	Male	Female	White	Black	Hispanic	Asian	Native Hawaiian /Pacific Islander	American Indian	Two or More Races
School	73.2%	67.1%	81.5%	46.2%	75.4%	72.9%	*	*	*	*
District	81.3%	76.2%	86.9%	72.2%	83.4%	79.9%	*	100.0%	*	*
State	88.2%	85.8%	90.6%	92.2%	79.4%	84.9%	95.4%	85.6%	84.1%	87.1%

Users of this report should note that this data may have possibly been affected by the suspension of in-person instruction during the 2019-20 school year. While it was collected in accordance with ISBE data policy and validated through normal procedures, the state environment and policy changes resulting from the suspension of in-person instruction may have possibly affected the results. Thus, please use caution when interpreting results and trends.

HIGH SCHOOL 6-YEAR GRADUATION RATE (Demographics Continued)								
	Children with Disabilities	Students with IEPs	English Learners	Low Income	Homeless	Migrant	Youth In Care	Military
School	68.4%	64.2%	*	73.3%	52.6%	*	*	*
District	66.7%	74.3%	*	78.7%	71.8%	*	*	*
State	37.3%	75.2%	*	81.6%	74.9%	73.7%	41.9%	41.9%

Users of this report should note that this data may have possibly been affected by the suspension of in-person instruction during the 2019-20 school year. While it was collected in accordance with ISBE data policy and validated through normal procedures, the state environment and policy changes resulting from the suspension of in-person instruction may have possibly affected the results. Thus, please use caution when interpreting results and trends.

DROPOUT RATE														
	Gender			Race / Ethnicity							Children with Disabilities	Students with IEPs	English Learners	Low Income
	All	Male	Female	White	Black	Hispanic	Asian	Native Hawaiian /Pacific Islander	American Indian	Two or More Races				
School	8.3%	8.8%	7.7%	16.2%	8.7%	7.6%	*	*	*	*	7.0%	7.0%	0.7%	6.4%
District	6.0%	6.8%	5.2%	8.5%	6.3%	5.8%	2.8%	12.5%	16.7%	2.9%	5.4%	6.2%	0.9%	4.6%
State	3.5%	3.9%	3.0%	2.5%	6.2%	3.8%	1.4%	4.0%	5.3%	4.0%	2.5%	3.8%	1.4%	5.5%

Users of this report should note that this data may have been affected by the suspension of in-person instruction during the 2019-20 school year. It was collected in accordance with ISBE data policy and validated through normal procedures but the state environment and policy changes resulting from the suspension of in-person instruction may have affected the results. Please use caution when interpreting results and trends.

CIVIL RIGHTS DATA COLLECTION - 2017-18 SCHOOL YEAR

Data from the Civil Rights Data Collection comes directly from the U.S. Department of Education (ED). ED collects the data directly from ISBE and school districts and releases the information on a two to three-year delay.

ISBE also collects some of these data elements from districts and reports the results in the year it was collected. Current year data for in-school suspensions, out-of-school suspensions, and expulsions is reported by ISBE in a separate report on www.isbe.net. Current year data for chronic absenteeism can be found in the Students section of the Report Card. Current year data for accelerated coursework can be found in the Academic Performance section of the Report Card. Please note data may not match due to differences in data collection methods.

CRDC - IN-SCHOOL SUSPENSIONS		CRDC - OUT-OF-SCHOOL SUSPENSIONS		CRDC - EXPULSIONS	
School	10.3%	School	6.3%	School	0.0%
District	8.6%	District	7.1%	District	0.1%
State	5.1%	State	3.5%	State	0.1%

CRDC - SCHOOL-RELATED ARRESTS		CRDC - REFERRAL TO LAW ENFORCEMENT		CRDC - CHRONIC ABSENTEEISM	
School	0.0%	School	0.3%	School	2.2%
District	0.0%	District	0.2%	District	2.9%
State	0.1%	State	0.7%	State	16.3%

CRDC - INCIDENTS OF VIOLENCE		CRDC - INCIDENTS OF VIOLENCE - FIREARM AND HOMICIDE	
	Rate of Incidents of Violence	Firearm	Homicide
School	1.3%	No	No
District	1.9%	0	0
State	2.2%	153	5

Please note that at the school level, these metrics are displayed as a yes or no indicator. However, at the district and state level, these metrics are displayed as a count.

CRDC - NUMBER AND PERCENT ENROLLED IN PRESCHOOL	
School	0 0.0%
District	0 0.0%
State	78,272 3.9%

CRDC - ADVANCED PLACEMENT COURSE WORK							
		ADVANCED PLACEMENT (AP) COURSE WORK		INTERNATIONAL BACCALAUREATE (IB) COURSE WORK		DUAL CREDIT COURSE WORK	
		Number	Percent	Number	Percent	Number	Percent
All	School	107	6.7%	0	0.0%	23	1.4%
	District	757	18.1%	36	0.9%	299	7.1%
	State	143,753	7.2%	5,004	0.3%	65,736	3.3%

Proviso Twp HSD 209
Proviso West High School
4701 Harrison St
Hillside, ILLINOIS 60162
GRADES - 9 10 11 12

Nia Abdullah
Email - nabdullah@pths209.org
(708) 449-6400
<http://west.pths209.org>



2020

Summative Designation - Commendable
Student Group - All Students
Title I Status - Schoolwide Title I Program
IL Youth Survey Participation - NO

EBF District Funding Tier - 1
Financial capacity to meet expectations - 65.9 %
State Senate District - 04
State House District - 007

State and federal laws require public school districts to release report cards to the public each year.

The Illinois Report Card is an annual report released by the Illinois State Board of Education that shows how the state, and each school and district, are progressing on a wide range of educational goals. The Report Card offers a complete picture of student and school performance in order to inform and empower families and communities as they support their local schools. To view an interactive display of Report Card data, visit www.IllinoisReportCard.com.

The federal Every Student Succeeds Act requires states to provide every school a summative designation. All states were given a waiver of this requirement for school year 2019-2020 due to the impact of COVID-19. The waiver requires that states reissue schools their designations from the previous year. Illinois has four summative designations: Exemplary, Commendable, Targeted Support, and Comprehensive Support. Schools that receive a designation of Targeted Support for particular student groups or Comprehensive Support for the school receive additional funding and resources to build local capacity and improve student outcomes. Multiple measures of school performance and environment determine a school's designation. For more information about Illinois' accountability system please visit www.isbe.net/summative.

For additional information, refer to the [2020 Glossary of Terms](#).

STUDENTS

STUDENT ENROLLMENT												
	All	White	Black	Hispanic	Asian	Native Hawaiian /Pacific Islander	American Indian	Two or More Races	Children with Disabilities	English Learners	Low Income	Homeless
School	1,794	29	719	989	34	12	3	8	309	274	926	47
		1.6%	40.1%	55.1%	1.9%	0.7%	0.2%	0.4%	17.2%	15.3%	51.6%	2.6%
District	4,244	88	1,540	2,493	73	16	11	23	583	546	2,461	92
		2.1%	36.3%	58.7%	1.7%	0.4%	0.3%	0.5%	13.7%	12.9%	58.0%	2.2%
State	1,957,018	929,443	324,212	519,982	102,732	2,035	4,936	73,678	348,751	245,502	949,618	38,890
		47.5%	16.6%	26.6%	5.2%	0.1%	0.3%	3.8%	17.8%	12.5%	48.5%	2.0%

Student Enrollment is based on Serving School.

Children with Disabilities are those students eligible to receive special education services through an IEP or support through a 504 plan.

English Learners are students eligible for transitional bilingual programs.

Low Income are students who receive or live in households that receive SNAP or TANF; are classified as homeless, migrant, runaway, Head Start, or foster children; or live in a household where the household income meets the USDA income guidelines to receive free or reduced-price meals.

Homeless students are those who do not have permanent and adequate homes.

CHRONIC ABSENTEEISM RATE												
	All	White	Black	Hispanic	Asian	Native Hawaiian /Pacific Islander	American Indian	Two or More Races	Children with Disabilities	Students with IEPs	English Learners	Low Income
School	65.9%	75.8%	65.8%	65.2%	73.5%	50.0%	*	90.9%	62.0%	59.7%	66.6%	66.1%
District	62.5%	61.6%	66.0%	60.4%	55.1%	57.1%	80.0%	57.6%	62.8%	62.4%	69.0%	68.4%
State	11.0%	7.8%	18.7%	12.5%	5.7%	10.0%	15.6%	13.0%	16.3%	16.9%	11.3%	16.4%

Users of this report should note that this data may have possibly been affected by the suspension of in-person instruction during the 2019-20 school year. While it was collected in accordance with ISBE data policy and validated through normal procedures, the state environment and policy changes resulting from the suspension of in-person instruction may have possibly affected the results. Thus, please use caution when interpreting results and trends.

STUDENT MOBILITY RATE														
	All	Male	Female	White	Black	Hispanic	Asian	Native Hawaiian /Pacific Islander	American Indian	Two or More Races	Children with Disabilities	Students with IEPs	English Learners	Low Income
School	11.4%	14.3%	8.1%	16.7%	15.1%	8.9%	0.0%	0.0%	*	*	12.0%	11.4%	14.8%	9.3%
District	10.1%	12.0%	7.8%	14.0%	14.0%	7.6%	0.0%	0.0%	*	12.5%	11.7%	11.8%	11.4%	10.6%
State	6.2%	6.5%	5.8%	4.1%	11.8%	5.9%	6.1%	8.2%	8.6%	7.6%	6.2%	6.8%	7.4%	9.0%

Students with IEPs are those eligible to receive special education services.

Users of this report should note that this data may have possibly been affected by the suspension of in-person instruction during the 2019-20 school year. While it was collected in accordance with ISBE data policy and validated through normal procedures, the state environment and policy changes resulting from the suspension of in-person instruction may have possibly affected the results. Thus, please use caution when interpreting results and trends.

GIFTED STUDENTS

“Gifted Education” is defined as educational services, including differentiated curricula and instructional methods, designed to meet the needs of gifted children as defined in Article 14A of this code.

“Advanced Academic Program” is defined as a course of study to which students are assigned based on advanced cognitive ability or advanced academic achievement compared to local age peers and in which the curriculum is substantially differentiated from the general curriculum to provide appropriate challenge and pace. Note that gifted students are a subset of accelerated placement /advanced academic program students and are included in these metrics also.

STUDENTS ASSESSED FOR GIFTEDNESS		
	# Students	% Students
School	*	*
District	*	*
State	165,182	7.6%

STUDENTS ASSESSED FOR GIFTEDNESS (Demographics)													
	All	Male	Female	White	Black	Hispanic	Asian	Native Hawaiian /Pacific Islander	American Indian	Two or More Races	Students With IEPs	English Learners	Low Income
School	*	*	*	*	*	*	*	*	*	*	*	*	*
District	*	*	*	*	*	*	*	*	*	*	*	*	*
State	165,182	7.5%	7.7%	8.5%	4.7%	5.5%	18.4%	8.1%	7.4%	9.1%	5.9%	6.3%	4.7%

STUDENTS ASSESSED FOR GIFTEDNESS TAUGHT BY GIFTED-ENDORSED TEACHERS		
	# Students	% Students
School	*	*
District	*	*
State	19,414	0.9%

STUDENTS ASSESSED FOR GIFTEDNESS TAUGHT BY GIFTED-ENDORSED TEACHERS (Demographics)													
	All	Male	Female	White	Black	Hispanic	Asian	Native Hawaiian /Pacific Islander	American Indian	Two or More Races	Students With IEPs	English Learners	Low Income
School	*	*	*	*	*	*	*	*	*	*	*	*	*
District	*	*	*	*	*	*	*	*	*	*	*	*	*
State	19,414	0.9%	0.9%	1.1%	0.3%	0.6%	2.7%	0.3%	0.7%	0.9%	0.4%	0.4%	0.4%

STUDENTS IDENTIFIED AS GIFTED		
	# Students	% Students
School	*	*
District	*	*
State	50,813	2.3%

STUDENTS IDENTIFIED AS GIFTED (Demographics)													
	All	Male	Female	White	Black	Hispanic	Asian	Native Hawaiian /Pacific Islander	American Indian	Two or More Races	Students With IEPs	English Learners	Low Income
School	*	*	*	*	*	*	*	*	*	*	*	*	*
District	*	*	*	*	*	*	*	*	*	*	*	*	*
State	50,813	2.3%	2.4%	2.5%	1.1%	1.4%	9.9%	3.4%	1.3%	2.7%	0.6%	0.5%	1.0%

STUDENTS IDENTIFIED AS GIFTED TAUGHT BY GIFTED-ENDORSED TEACHERS		
	# Students	% Students
School	*	*
District	*	*
State	9,454	0.4%

STUDENTS IDENTIFIED AS GIFTED TAUGHT BY GIFTED-ENDORSED TEACHERS (Demographics)													
	All	Male	Female	White	Black	Hispanic	Asian	Native Hawaiian /Pacific Islander	American Indian	Two or More Races	Students With IEPs	English Learners	Low Income
School	*	*	*	*	*	*	*	*	*	*	*	*	*
District	*	*	*	*	*	*	*	*	*	*	*	*	*
State	9,454	0.4%	0.4%	0.5%	0.1%	0.2%	1.9%	0.1%	0.3%	0.5%	0.1%	0.1%	0.1%

INSTRUCTIONAL SETTING

TOTAL SCHOOL DAYS	
Number of Days	
School	180
District	180
State	175

Users of this report should note that this data may have possibly been affected by the suspension of in-person instruction during the 2019-20 school year. While it was collected in accordance with ISBE data policy and validated through normal procedures, the state environment and policy changes resulting from the suspension of in-person instruction may have possibly affected the results. Thus, please use caution when interpreting results and trends.

% of 8TH GRADERS PASSING ALGEBRA I	
School	*
District	*
State	30.8%

Users of this report should note that this data may have possibly been affected by the suspension of in-person instruction during the 2019-20 school year. HOWEVER, based on the data collected and comparisons to historical data, the data collected for this collection cycle does not, in aggregate, exhibit greater variation than is normally observed from year to year.

STUDENT-TO-STAFF RATIOS				
	Pupil-Teacher Elementary	Pupil-Teacher Secondary	Pupil-Certified Staff	Pupil-Administrator
School	--	--	--	--
District	*	20.4	12.4	106.6
State	18.1	18.6	10.1	171.1

HEALTH AND WELLNESS (days per week)	
School	4.8
District	4.3
State	3.6

Users of this report should note that this data may have possibly been affected by the suspension of in-person instruction during the 2019-20 school year. HOWEVER, based on the data collected and comparisons to historical data, the data collected for this collection cycle does not, in aggregate, exhibit greater variation than is normally observed from year to year.

AVERAGE CLASS SIZE (as of the first school day in May)											
Grades	K	1	2	3	4	5	6	7	8	9 - 12	Overall
School	*	*	*	*	*	*	*	*	5.5	22.3	21.9
District	*	*	*	*	*	*	*	*	5.5	21.0	20.9
State	19.1	20.8	21.2	21.9	22.0	22.6	23.1	23.0	22.5	21.6	21.7

TEACHER INFORMATION (Full-Time Equivalents)											
	Total Number	Male	Female	White	Black	Hispanic	Asian	Native Hawaiian /Pacific Islander	American Indian	Two or More Races	Unknown
District	238	40.5%	59.5%	71.5%	15.7%	8.3%	2.5%	*	*	0.4%	1.7%
State	131,230	23.2%	76.8%	82.3%	5.9%	7.0%	1.7%	0.1%	0.2%	0.8%	2.0%

TEACHER INFORMATION (Experience)			
	Average Teaching Experience (Years)	% of Teachers with Bachelor's Degrees	% of Teachers with Master's & Above
School	--	--	--
District	12.9	25.8%	73.4%
State	13.4	39.6%	59.8%

TEACHER RETENTION RATE	
School	78.0%
District	77.9%
State	85.9%

PRINCIPAL TURNOVER (Count)	
School	2.0
District	2.0
State	2.0

TEACHER ATTENDANCE RATE	
School	--
District	49.2%
State	86.6%

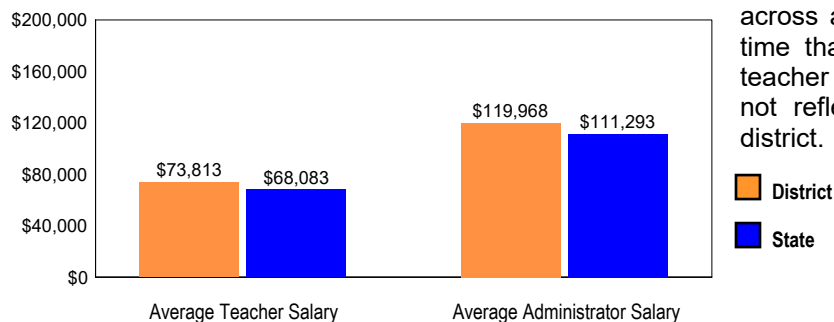
Users of this report should note that this data may have possibly been affected by the suspension of in-person instruction during the 2019-20 school year. While it was collected in accordance with ISBE data policy and validated through normal procedures, the state environment and policy changes resulting from the suspension of in-person instruction may have possibly affected the results. Thus, please use caution when interpreting results and trends.

TEACHER EVALUATION RATE	
School	--
District	97.4%
State	98.7%

Users of this report should note that this data may have possibly been affected by the suspension of in-person instruction during the 2019-20 school year. While it was collected in accordance with ISBE data policy and validated through normal procedures, the state environment and policy changes resulting from the suspension of in-person instruction may have possibly affected the results. Thus, please use caution when interpreting results and trends.

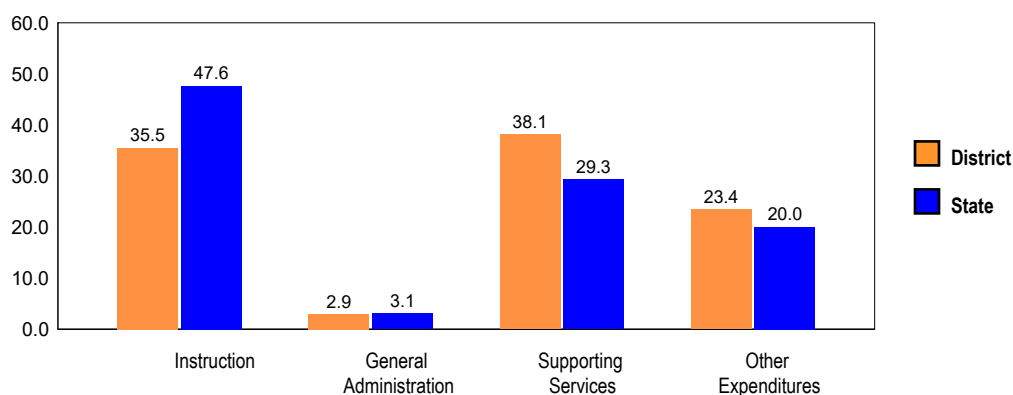
SCHOOL DISTRICT FINANCES

AVERAGE TEACHER/ADMINISTRATOR SALARIES



Salaries and counts of staff are summed across a district based on the percentage of time that each individual is employed as a teacher or an administrator and may or may not reflect the actual paid salaries for the district.

EXPENDITURE BY FUNCTION 2018-19 (Percentages)



REVENUE BY SOURCE 2018-19

	District	District %	State %
Local Property Taxes	\$65,190,497	68.6%	60.3%
Other Local Funding	\$4,870,015	5.1%	6.1%
Evidence-Based Funding	\$15,694,017	16.5%	21.7%
Other State Funding	\$4,419,353	4.6%	4.9%
Federal Funding	\$4,874,971	5.1%	7.0%
TOTAL	\$95,048,853		

EXPENDITURE BY FUND 2018-19

	District	District %	State %
Education	\$65,110,769	70.9%	70.4%
Operations & Maintenance	\$9,720,820	10.6%	7.3%
Transportation	\$5,229,802	5.7%	3.9%
Debt Service	\$7,696,441	8.4%	8.4%
Tort	\$0	0.0%	1.2%
Municipal Retirement/ Social Security	\$2,165,533	2.4%	1.9%
Fire Prevention & Safety	\$100,492	0.1%	0.6%
Capital Projects	\$1,851,837	2.0%	6.3%
TOTAL	\$91,875,694		

OTHER FINANCIAL INDICATORS

	2017 Equalized Assessed Valuation per Pupil	2017 Total School Tax Rate per \$100	2018-19 Instructional Expenditure per Pupil	2018-19 Operating Expenditure per Pupil
District	\$697,987	2.66	\$9,209	\$19,970
State	**	**	\$8,582	\$14,492

** Due to the way Illinois school districts are configured, state averages for equalized assessed valuation per pupil and total school tax rate per \$100 are not provided.

Equalized assessed valuation includes all computed property values upon which a district's local tax rate is calculated.

Total school tax rate is a district's total tax rate as it appears on local property tax bills.

Instructional expenditure per pupil includes the direct costs of teaching pupils or the interaction between teachers and pupils.

Operating expenditure per pupil includes the gross operating cost of a school district excluding summer school, adult education, bond principal retired, and capital expenditures.

SCHOOL-LEVEL FINANCES

The Every Student Succeeds Act requires LEAs to report school-level expenditure data, beginning with school year 2018-19. LEAs are required to report actual personnel and non-personnel expenditures of both site-specific and district centralized expenditures. These data are self-reported and may differ from Annual Financial Report data. For more information, visit www.isbe.net/site-based.

For Site-Based Expenditure Reporting, enrollment numbers display the average of the enrolled student count on October 1 and March 1 of the reporting year, including all children aged 3 through 21 in grades prekindergarten through 12 served by the LEA or placed in another educational institution by the LEA. Note that students attending only part of each day are counted as proportional students in the count, which may lead to decimal places in the enrollment number.

	Enrollment	Site-Level Per-Pupil Expenditures			District Centralized Per-Pupil Expenditures			Total Per-Pupil Expenditures			Exclusions	Total Expenditures
		Federal	State/Local	Subtotal	Federal	State/Local	Subtotal	Federal	State/Local	Subtotal		
School	829.50	\$62	\$10,082	\$10,143	\$1,077	\$4,693	\$5,770	\$1,139	\$14,774	\$15,913		
District	4,649.75	\$472	\$10,873	\$11,345	\$1,083	\$5,693	\$6,776	\$1,555	\$16,566	\$18,122	\$11,526,024	\$95,786,922

SCHOOL IMPROVEMENT FUNDS

Title I School Improvement - 1003(a) Grant funds are federal Title I funds allocated to districts to support school improvement efforts in schools designated as targeted or comprehensive. Funds must be spent on activities that supplement core programs. Comprehensive schools receive comprehensive support and are required to utilize an approved Learning Partner. Targeted schools receive targeted support and may utilize an approved Learning Partner. Any school utilizing Title I School Improvement - 1003(a) funds must complete an application and School Improvement Report based on a local Board of Education approved School Improvement Plan and submit the Illinois Quality Framework Supporting Rubric. Additional information on the requirements of this grant can be found here: <https://www.isbe.net/Pages/IL-EMPOWER.aspx>

SCHOOL IMPROVEMENT FUNDS			
School Year First Identified As Needing Support	Level of Support	Title I School Improvement - 1003(a) Funds Received for Previous School Year	Reason for Receiving Title I School Improvement - 1003(a) Funds

ACADEMIC PERFORMANCE - ASSESSMENTS

The federal Every Student Succeeds Act requires states to provide every school a summative designation. All states were given a waiver of this requirement for school year 2019-2020 due to the impact of COVID-19. The waiver requires that states reissue schools their designations from the previous year. Illinois has four summative designations: Exemplary, Commendable, Targeted Support, and Comprehensive Support. Schools that receive a designation of Targeted Support for particular student groups or Comprehensive Support for the school receive additional funding and resources to build local capacity and improve student outcomes. Multiple measures of school performance and environment determine a school's designation. For more information about Illinois' accountability system please visit www.isbe.net/summative

ELA PARTICIPATION - ALL TESTS (Demographics)														
	All	Male	Female	White	Black	Hispanic	Asian	Native Hawaiian /Pacific Islander	American Indian	Two or More Races	Children with Disabilities	Students with IEPs	English Learners	Low Income
School														
District														
State														

Due to the suspension of in-person instruction during the 2019-20 school year, the data for this metric is unavailable for use in the School Year 2020 Report Card.

MATH PARTICIPATION - ALL TESTS (Demographics)														
	All	Male	Female	White	Black	Hispanic	Asian	Native Hawaiian /Pacific Islander	American Indian	Two or More Races	Children with Disabilities	Students with IEPs	English Learners	Low Income
School														
District														
State														

Due to the suspension of in-person instruction during the 2019-20 school year, the data for this metric is unavailable for use in the School Year 2020 Report Card.

SCIENCE PARTICIPATION - ALL TESTS (Demographics)														
	All	Male	Female	White	Black	Hispanic	Asian	Native Hawaiian /Pacific Islander	American Indian	Two or More Races	Children with Disabilities	Students with IEPs	English Learners	Low Income
School														
District														
State														

Due to the suspension of in-person instruction during the 2019-20 school year, the data for this metric is unavailable for use in the School Year 2020 Report Card.

NUMBER AND PERCENTAGE OF ENGLISH LEARNERS EXEMPTED FROM ASSESSMENT

No English Learners are exempted from assessment, including those who are newly arrived in the U.S. Previously, states could exempt newly arrived English Learners from ELA testing only. Under ESSA, states have flexibility in how they test and use scores from newly arrived English Learners. Per the approved Illinois ESSA State Plan, "Illinois will assess newly arrived ELs, enrolled in their first year in U.S. schools, in grades 3-12 in academic content areas: English language arts, mathematics, and science. Data from the first-year assessments will not be included in accountability determinations, but serve solely for baseline purposes."

Please note that asterisks in the tables indicate either non-reported data or suppressed data due to privacy concerns. Student counts reported are counts out of groups 10 or greater.

IAR ELA PARTICIPATION (Demographics)														
	All	Male	Female	White	Black	Hispanic	Asian	Native Hawaiian /Pacific Islander	American Indian	Two or More Races	Children with Disabilities	Students with IEPs	English Learners	Low Income
School														
District														
State														

Due to the suspension of in-person instruction during the 2019-20 school year, the data for this metric is unavailable for use in the School Year 2020 Report Card.

IAR MATH PARTICIPATION (Demographics)														
	All	Male	Female	White	Black	Hispanic	Asian	Native Hawaiian /Pacific Islander	American Indian	Two or More Races	Children with Disabilities	Students with IEPs	English Learners	Low Income
School														
District														
State														

Due to the suspension of in-person instruction during the 2019-20 school year, the data for this metric is unavailable for use in the School Year 2020 Report Card.

SAT ELA PARTICIPATION (Demographics)														
	All	Male	Female	White	Black	Hispanic	Asian	Native Hawaiian /Pacific Islander	American Indian	Two or More Races	Children with Disabilities	Students with IEPs	English Learners	Low Income
School														
District														
State														

Due to the suspension of in-person instruction during the 2019-20 school year, the data for this metric is unavailable for use in the School Year 2020 Report Card.

SAT MATH PARTICIPATION (Demographics)														
	All	Male	Female	White	Black	Hispanic	Asian	Native Hawaiian /Pacific Islander	American Indian	Two or More Races	Children with Disabilities	Students with IEPs	English Learners	Low Income
School														
District														
State														

Due to the suspension of in-person instruction during the 2019-20 school year, the data for this metric is unavailable for use in the School Year 2020 Report Card.

DLM-AA ELA PARTICIPATION (Demographics)														
	All	Male	Female	White	Black	Hispanic	Asian	Native Hawaiian /Pacific Islander	American Indian	Two or More Races	Children with Disabilities	Students with IEPs	English Learners	Low Income
School														
District														
State														

Due to the suspension of in-person instruction during the 2019-20 school year, the data for this metric is unavailable for use in the School Year 2020 Report Card.

DLM-AA MATH PARTICIPATION (Demographics)														
	All	Male	Female	White	Black	Hispanic	Asian	Native Hawaiian /Pacific Islander	American Indian	Two or More Races	Children with Disabilities	Students with IEPs	English Learners	Low Income
School														
District														
State														

Due to the suspension of in-person instruction during the 2019-20 school year, the data for this metric is unavailable for use in the School Year 2020 Report Card.

DLM-AA SCIENCE PARTICIPATION (Demographics)														
	All	Male	Female	White	Black	Hispanic	Asian	Native Hawaiian /Pacific Islander	American Indian	Two or More Races	Children with Disabilities	Students with IEPs	English Learners	Low Income
School														
District														
State														

Due to the suspension of in-person instruction during the 2019-20 school year, the data for this metric is unavailable for use in the School Year 2020 Report Card.

ISA PARTICIPATION (Demographics)														
	All	Male	Female	White	Black	Hispanic	Asian	Native Hawaiian /Pacific Islander	American Indian	Two or More Races	Children with Disabilities	Students with IEPs	English Learners	Low Income
School														
District														
State														

Due to the suspension of in-person instruction during the 2019-20 school year, the data for this metric is unavailable for use in the School Year 2020 Report Card.

ELA PROFICIENCY - ALL TESTS (Demographics)										
	All Students	Male	Female	White	Black	Hispanic	Asian	Native Hawaiian /Pacific Islander	American Indian	Two or More Races
School										
District										
State										

Due to the suspension of in-person instruction during the 2019-20 school year, the data for this metric is unavailable for use in the School Year 2020 Report Card.

ELA PROFICIENCY - ALL TESTS (Demographics Continued)								
	Children with Disabilities	Students with IEPs	English Learners	Low Income	Homeless	Migrant	Youth In Care	Military
School								
District								
State								

Due to the suspension of in-person instruction during the 2019-20 school year, the data for this metric is unavailable for use in the School Year 2020 Report Card.

MATH PROFICIENCY - ALL TESTS (Demographics)										
	All Students	Male	Female	White	Black	Hispanic	Asian	Native Hawaiian /Pacific Islander	American Indian	Two or More Races
School										
District										
State										

Due to the suspension of in-person instruction during the 2019-20 school year, the data for this metric is unavailable for use in the School Year 2020 Report Card.

MATH PROFICIENCY - ALL TESTS (Demographics Continued)								
	Children with Disabilities	Students with IEPs	English Learners	Low Income	Homeless	Migrant	Youth In Care	Military
School								
District								
State								

Due to the suspension of in-person instruction during the 2019-20 school year, the data for this metric is unavailable for use in the School Year 2020 Report Card.

SCIENCE PROFICIENCY - ALL TESTS (Demographics)										
	All Students	Male	Female	White	Black	Hispanic	Asian	Native Hawaiian /Pacific Islander	American Indian	Two or More Races
School										
District										
State										

Due to the suspension of in-person instruction during the 2019-20 school year, the data for this metric is unavailable for use in the School Year 2020 Report Card.

SCIENCE PROFICIENCY - ALL TESTS (Demographics Continued)								
	Children with Disabilities	Students with IEPs	English Learners	Low Income	Homeless	Migrant	Youth In Care	Military
School								
District								
State								

Due to the suspension of in-person instruction during the 2019-20 school year, the data for this metric is unavailable for use in the School Year 2020 Report Card.

EL PROFICIENCY ON ACCESS							
	# ELS	# Tested	% Participation	# Proficient	% Proficient	# Long Term EL	% Long Term EL
School	252	228	90.5%	3	1.3%	233	*
District	486	435	89.5%	4	0.9%	438	90.1%
State	223,399	220,920	98.9%	17,503	7.9%	20,127	9.0%

MEAN ELA GROWTH PERCENTILE - IAR (Demographics)										
	All Students	Male	Female	White	Black	Hispanic	Asian	Native Hawaiian /Pacific Islander	American Indian	Two or More Races
School										
District										
State										

Due to the suspension of in-person instruction during the 2019-20 school year, the data for this metric is unavailable for use in the School Year 2020 Report Card.

MEAN ELA GROWTH PERCENTILE - IAR (Demographics Continued)								
	Children with Disabilities	Students with IEPs	English Learners	Low Income	Homeless	Migrant	Youth In Care	Military
School								
District								
State								

Due to the suspension of in-person instruction during the 2019-20 school year, the data for this metric is unavailable for use in the School Year 2020 Report Card.

MEAN MATH GROWTH PERCENTILE - IAR (Demographics)										
	All Students	Male	Female	White	Black	Hispanic	Asian	Native Hawaiian /Pacific Islander	American Indian	Two or More Races
School										
District										
State										

Due to the suspension of in-person instruction during the 2019-20 school year, the data for this metric is unavailable for use in the School Year 2020 Report Card.

MEAN MATH GROWTH PERCENTILE - IAR (Demographics Continued)								
	Children with Disabilities	Students with IEPs	English Learners	Low Income	Homeless	Migrant	Youth In Care	Military
School								
District								
State								

Due to the suspension of in-person instruction during the 2019-20 school year, the data for this metric is unavailable for use in the School Year 2020 Report Card.

9th Grade On Track												
	All	White	Black	Hispanic	Asian	Native Hawaiian /Pacific Islander	American Indian	Two or More Races	Children with Disabilities	Students with IEPs	English Learners	Low Income
School	305	*	71.3%	67.3%	85.7%	*	*	*	63.1%	62.4%	67.9%	72.0%
District	680	77.1%	56.3%	61.9%	88.9%	*	*	*	54.4%	53.5%	56.1%	52.3%
State	130,164	92.8%	78.5%	85.9%	96.9%	91.0%	86.3%	87.8%	82.4%	80.6%	80.5%	81.7%

Users of this report should note that this data may have possibly been affected by the suspension of in-person instruction during the 2019-20 school year. While it was collected in accordance with ISBE data policy and validated through normal procedures, the state environment and policy changes resulting from the suspension of in-person instruction may have possibly affected the results. Thus, please use caution when interpreting results and trends.

CAREER AND TECHNICAL EDUCATION ENROLLMENT	
School	677
District	1,339
State	286,237

Users of this report should note that this data may have possibly been affected by the suspension of in-person instruction during the 2019-20 school year. HOWEVER, based on the data collected and comparisons to historical data, the data collected for this collection cycle does not, in aggregate, exhibit greater variation than is normally observed from year to year.

ADVANCED COURSE WORK (AP/IB/DUAL CREDIT)				
	GRADE 9	GRADE 10	GRADE 11	GRADE 12
School	18	76	61	116
District	66	201	317	366
State	19,855	32,687	62,063	77,243

Users of this report should note that this data may have possibly been affected by the suspension of in-person instruction during the 2019-20 school year. While it was collected in accordance with ISBE data policy and validated through normal procedures, the state environment and policy changes resulting from the suspension of in-person instruction may have possibly affected the results. Thus, please use caution when interpreting results and trends.

ADVANCED PLACEMENT COURSE WORK													
		ADVANCED PLACEMENT (AP) COURSE WORK				INTERNATIONAL BACCALAUREATE (IB) COURSE WORK				DUAL CREDIT COURSE WORK			
		Grade9	Grade10	Grade11	Grade12	Grade9	Grade10	Grade11	Grade12	Grade9	Grade10	Grade11	Grade12
All	School	18	74	58	105	*	*	*	*	*	*	*	13
	District	66	199	241	315	*	*	94	43	*	*	29	87
	State	14,877	27,199	46,708	53,642	263	314	2,827	2,608	5,392	6,740	19,846	38,017
White	School	*	*	*	*	*	*	*	*	*	*	*	*
	District	*	10	*	11	*	*	*	*	*	*	*	*
	State	6,680	13,468	24,167	28,113	29	36	357	356	2,857	3,776	12,960	23,702
Black	School	*	20	18	31	*	*	*	*	*	*	*	*
	District	17	57	59	80	*	*	16	10	*	*	11	21
	State	1,556	2,162	4,037	4,833	58	93	852	789	917	844	1,574	3,438
Hispanic	School	10	46	40	69	*	*	*	*	*	*	*	11
	District	36	123	168	216	*	*	60	29	*	*	16	63
	State	3,906	6,689	11,696	13,503	154	167	1,378	1,230	1,153	1,478	3,504	7,448
Asian	School	*	*	*	*	*	*	*	*	*	*	*	*
	District	*	*	*	*	*	*	12	*	*	*	*	*
	State	2,157	3,836	5,093	5,325	17	12	190	179	279	416	1,127	2,114
Native Hawaiian/ Pacific Islander	School	*	*	*	*	*	*	*	*	*	*	*	*
	District	*	*	*	*	*	*	*	*	*	*	*	*
	State	37	36	66	61	1	1	2	3	3	7	15	42
American Indian	School	*	*	*	*	*	*	*	*	*	*	*	*
	District	*	*	*	*	*	*	*	*	*	*	*	*
	State	20	64	105	104	0	1	8	12	10	16	34	77
Two or More Races	School	*	*	*	*	*	*	*	*	*	*	*	*
	District	*	*	*	*	*	*	*	*	*	*	*	*
	State	521	944	1,544	1,703	4	4	40	39	173	203	632	1,196
Children with Disabilities	School	*	*	*	*	*	*	*	*	*	*	*	*
	District	*	*	16	*	*	*	*	*	*	*	*	*
	State	805	1,511	2,887	3,710	18	14	228	223	668	858	2,094	3,838
IEP	School	*	*	*	*	*	*	*	*	*	*	*	*
	District	*	*	13	*	*	*	*	*	*	*	*	*
	State	152	306	648	1,124	3	3	85	88	485	571	1,323	2,230
Non IEP	School	17	74	55	104	*	*	*	*	*	*	*	12
	District	65	198	228	309	*	*	93	43	*	*	29	85
	State	14,725	26,893	46,060	52,518	260	311	2,742	2,520	4,907	6,169	18,523	35,787
EL	School	*	*	11	11	*	*	*	*	*	*	*	*
	District	*	10	14	17	*	*	*	*	*	*	*	10
	State	174	405	695	1,046	8	12	88	76	276	266	489	850
Non EL	School	13	67	47	94	*	*	*	*	*	*	*	10
	District	61	189	227	298	*	*	94	43	*	*	27	77
	State	14,703	26,794	46,013	52,596	255	302	2,739	2,532	5,116	6,474	19,357	37,167
Low Income	School	13	29	33	59	*	*	*	*	*	*	*	*
	District	17	66	87	173	*	*	*	18	*	*	12	57
	State	4,122	6,746	11,929	16,202	150	200	1,546	1,856	1,874	2,259	5,742	11,597
Non Low Income	School	*	45	25	46	*	*	*	*	*	*	*	*
	District	49	133	154	142	*	*	87	25	*	*	17	30
	State	10,755	20,453	34,779	37,440	113	114	1,281	752	3,518	4,481	14,104	26,420

Users of this report should note that this data may have possibly been affected by the suspension of in-person instruction during the 2019-20 school year. While it was collected in accordance with ISBE data policy and validated through normal procedures, the state environment and policy changes resulting from the suspension of in-person instruction may have possibly affected the results. Thus, please use caution when interpreting results and trends.

Please note that asterisks in the tables indicate either non-reported data or suppressed data due to privacy concerns. Student counts reported are counts out of groups 10 or greater.

ADVANCED PLACEMENT (AP) EXAMS				
GRADE 10				
	No. of AP Exams Taken	No. of AP Exams Passed	Took One or More AP Exams	Passed One or More AP Exams
School	66	36	49	34
District	195	88	140	69
State	48,657	32,833	23,795	16,823

Users of this report should note that this data may have possibly been affected by the suspension of in-person instruction during the 2019-20 school year. While it was collected in accordance with ISBE data policy and validated through normal procedures, the state environment and policy changes resulting from the suspension of in-person instruction may have possibly affected the results. Thus, please use caution when interpreting results and trends.

GRADE 11				
	No. of AP Exams Taken	No. of AP Exams Passed	Took One or More AP Exams	Passed One or More AP Exams
School	106	32	47	20
District	735	276	245	142
State	152,218	105,918	39,025	29,462

Users of this report should note that this data may have possibly been affected by the suspension of in-person instruction during the 2019-20 school year. While it was collected in accordance with ISBE data policy and validated through normal procedures, the state environment and policy changes resulting from the suspension of in-person instruction may have possibly affected the results. Thus, please use caution when interpreting results and trends.

GRADE 12				
	No. of AP Exams Taken	No. of AP Exams Passed	Took One or More AP Exams	Passed One or More AP Exams
School	280	60	58	25
District	1,066	370	220	138
State	278,398	195,120	37,687	30,599

Users of this report should note that this data may have possibly been affected by the suspension of in-person instruction during the 2019-20 school year. While it was collected in accordance with ISBE data policy and validated through normal procedures, the state environment and policy changes resulting from the suspension of in-person instruction may have possibly affected the results. Thus, please use caution when interpreting results and trends.

POSTSECONDARY ENROLLMENT 12 MONTH						
	All	Public Institution	Private Institution	4 Yr	2 Yr	< 2 Yr
School	*	*	*	*	*	*
District	*	*	*	*	*	*
State	*	*	*	*	*	*

POSTSECONDARY ENROLLMENT 16 MONTH						
	All	Public Institution	Private Institution	4 Yr	2 Yr	< 2 Yr
School	*	*	*	*	*	*
District	*	*	*	*	*	*
State	*	*	*	*	*	*

HIGH SCHOOL 4-YEAR GRADUATION RATE (Demographics)										
	Gender			Race / Ethnicity						
	All	Male	Female	White	Black	Hispanic	Asian	Native Hawaiian /Pacific Islander	American Indian	Two or More Races
School	83.9%	78.7%	89.2%	*	85.7%	83.3%	*	*	*	*
District	83.3%	78.0%	88.5%	61.5%	82.8%	84.6%	*	*	*	*
State	88.0%	85.6%	90.5%	91.5%	79.9%	85.5%	94.5%	89.4%	80.0%	85.7%

Users of this report should note that this data may have possibly been affected by the suspension of in-person instruction during the 2019-20 school year. While it was collected in accordance with ISBE data policy and validated through normal procedures, the state environment and policy changes resulting from the suspension of in-person instruction may have possibly affected the results. Thus, please use caution when interpreting results and trends.

HIGH SCHOOL 4-YEAR GRADUATION RATE (Demographics Continued)								
	Children with Disabilities	Students with IEPs	English Learners	Low Income	Homeless	Migrant	Youth In Care	Military
School	87.5%	82.4%	*	88.3%	76.5%	*	*	*
District	82.5%	74.0%	*	85.2%	71.8%	*	*	*
State	81.3%	74.0%	*	82.0%	74.0%	67.9%	52.4%	52.4%

Users of this report should note that this data may have possibly been affected by the suspension of in-person instruction during the 2019-20 school year. While it was collected in accordance with ISBE data policy and validated through normal procedures, the state environment and policy changes resulting from the suspension of in-person instruction may have possibly affected the results. Thus, please use caution when interpreting results and trends.

HIGH SCHOOL 5-YEAR GRADUATION RATE (Demographics)										
	Gender			Race / Ethnicity						
	All	Male	Female	White	Black	Hispanic	Asian	Native Hawaiian /Pacific Islander	American Indian	Two or More Races
School	80.2%	74.8%	85.4%	58.3%	81.8%	79.6%	*	*	*	*
District	82.4%	77.4%	87.4%	76.5%	83.4%	81.7%	100.0%	*	*	*
State	88.4%	86.0%	90.9%	92.0%	80.2%	85.6%	95.3%	87.1%	78.8%	88.5%

Users of this report should note that this data may have possibly been affected by the suspension of in-person instruction during the 2019-20 school year. While it was collected in accordance with ISBE data policy and validated through normal procedures, the state environment and policy changes resulting from the suspension of in-person instruction may have possibly affected the results. Thus, please use caution when interpreting results and trends.

HIGH SCHOOL 5-YEAR GRADUATION RATE (Demographics Continued)								
	Children with Disabilities	Students with IEPs	English Learners	Low Income	Homeless	Migrant	Youth In Care	Military
School	71.8%	67.5%	*	70.1%	69.2%	*	*	*
District	76.6%	71.0%	*	78.7%	73.0%	*	*	*
State	85.7%	75.1%	*	82.1%	74.5%	73.3%	65.2%	65.2%

Users of this report should note that this data may have possibly been affected by the suspension of in-person instruction during the 2019-20 school year. While it was collected in accordance with ISBE data policy and validated through normal procedures, the state environment and policy changes resulting from the suspension of in-person instruction may have possibly affected the results. Thus, please use caution when interpreting results and trends.

HIGH SCHOOL 6-YEAR GRADUATION RATE (Demographics)										
	Gender			Race / Ethnicity						
	All	Male	Female	White	Black	Hispanic	Asian	Native Hawaiian /Pacific Islander	American Indian	Two or More Races
School	82.5%	79.2%	85.9%	80.0%	86.9%	77.5%	*	100.0%	*	*
District	81.3%	76.2%	86.9%	72.2%	83.4%	79.9%	*	100.0%	*	*
State	88.2%	85.8%	90.6%	92.2%	79.4%	84.9%	95.4%	85.6%	84.1%	87.1%

Users of this report should note that this data may have possibly been affected by the suspension of in-person instruction during the 2019-20 school year. While it was collected in accordance with ISBE data policy and validated through normal procedures, the state environment and policy changes resulting from the suspension of in-person instruction may have possibly affected the results. Thus, please use caution when interpreting results and trends.

HIGH SCHOOL 6-YEAR GRADUATION RATE (Demographics Continued)								
	Children with Disabilities	Students with IEPs	English Learners	Low Income	Homeless	Migrant	Youth In Care	Military
School	64.7%	83.3%	*	79.5%	89.5%	*	*	*
District	66.7%	74.3%	*	78.7%	71.8%	*	*	*
State	37.3%	75.2%	*	81.6%	74.9%	73.7%	41.9%	41.9%

Users of this report should note that this data may have possibly been affected by the suspension of in-person instruction during the 2019-20 school year. While it was collected in accordance with ISBE data policy and validated through normal procedures, the state environment and policy changes resulting from the suspension of in-person instruction may have possibly affected the results. Thus, please use caution when interpreting results and trends.

DROPOUT RATE														
	Gender			Race / Ethnicity							Children with Disabilities	Students with IEPs	English Learners	Low Income
	All	Male	Female	White	Black	Hispanic	Asian	Native Hawaiian /Pacific Islander	American Indian	Two or More Races				
School	6.2%	7.2%	5.2%	10.5%	5.4%	6.8%	2.9%	14.3%	*	*	5.0%	5.3%	1.0%	3.1%
District	6.0%	6.8%	5.2%	8.5%	6.3%	5.8%	2.8%	12.5%	16.7%	2.9%	5.4%	6.2%	0.9%	4.6%
State	3.5%	3.9%	3.0%	2.5%	6.2%	3.8%	1.4%	4.0%	5.3%	4.0%	2.5%	3.8%	1.4%	5.5%

Users of this report should note that this data may have been affected by the suspension of in-person instruction during the 2019-20 school year. It was collected in accordance with ISBE data policy and validated through normal procedures but the state environment and policy changes resulting from the suspension of in-person instruction may have affected the results. Please use caution when interpreting results and trends.

CIVIL RIGHTS DATA COLLECTION - 2017-18 SCHOOL YEAR

Data from the Civil Rights Data Collection comes directly from the U.S. Department of Education (ED). ED collects the data directly from ISBE and school districts and releases the information on a two to three-year delay.

ISBE also collects some of these data elements from districts and reports the results in the year it was collected. Current year data for in-school suspensions, out-of-school suspensions, and expulsions is reported by ISBE in a separate report on www.isbe.net. Current year data for chronic absenteeism can be found in the Students section of the Report Card. Current year data for accelerated coursework can be found in the Academic Performance section of the Report Card. Please note data may not match due to differences in data collection methods.

CRDC - IN-SCHOOL SUSPENSIONS		CRDC - OUT-OF-SCHOOL SUSPENSIONS		CRDC - EXPULSIONS	
School	10.8%	School	10.6%	School	0.3%
District	8.6%	District	7.1%	District	0.1%
State	5.1%	State	3.5%	State	0.1%

CRDC - SCHOOL-RELATED ARRESTS		CRDC - REFERRAL TO LAW ENFORCEMENT		CRDC - CHRONIC ABSENTEEISM	
School	0.0%	School	0.2%	School	3.2%
District	0.0%	District	0.2%	District	2.9%
State	0.1%	State	0.7%	State	16.3%

CRDC - INCIDENTS OF VIOLENCE		CRDC - INCIDENTS OF VIOLENCE - FIREARM AND HOMICIDE		
	Rate of Incidents of Violence		Firearm	Homicide
School	3.4%	School	No	No
District	1.9%	Schools in the District with Incidents of Violence	0	0
State	2.2%	Schools in the District with Incidents of Violence	153	5

Please note that at the school level, these metrics are displayed as a yes or no indicator. However, at the district and state level, these metrics are displayed as a count.

CRDC - NUMBER AND PERCENT ENROLLED IN PRESCHOOL	
School	0 0.0%
District	0 0.0%
State	78,272 3.9%

CRDC - ADVANCED PLACEMENT COURSE WORK							
		ADVANCED PLACEMENT (AP) COURSE WORK		INTERNATIONAL BACCALAUREATE (IB) COURSE WORK		DUAL CREDIT COURSE WORK	
		Number	Percent	Number	Percent	Number	Percent
All	School	268	15.0%	0	0.0%	24	1.3%
	District	757	18.1%	36	0.9%	299	7.1%
	State	143,753	7.2%	5,004	0.3%	65,736	3.3%

Proviso Twp HSD 209
Proviso Math and Science Academy
 8601 Roosevelt Rd
 Forest Park, ILLINOIS 60130
GRADES - 9 10 11 12

Bessie Karvelas
 Email - bkarvelas@pths209.org
 (708) 338-4100
<http://pmsa.pths209.org>



2020

Summative Designation - Exemplary
Student Group - All Students
Title I Status - Eligible, but Not a Participant in Title I Program
IL Youth Survey Participation - NO

EBF District Funding Tier - 1
Financial capacity to meet expectations - 65.9 %
State Senate District - 04
State House District - 007

State and federal laws require public school districts to release report cards to the public each year.

The Illinois Report Card is an annual report released by the Illinois State Board of Education that shows how the state, and each school and district, are progressing on a wide range of educational goals. The Report Card offers a complete picture of student and school performance in order to inform and empower families and communities as they support their local schools. To view an interactive display of Report Card data, visit www.IllinoisReportCard.com.

The federal Every Student Succeeds Act requires states to provide every school a summative designation. All states were given a waiver of this requirement for school year 2019-2020 due to the impact of COVID-19. The waiver requires that states reissue schools their designations from the previous year. Illinois has four summative designations: Exemplary, Commendable, Targeted Support, and Comprehensive Support. Schools that receive a designation of Targeted Support for particular student groups or Comprehensive Support for the school receive additional funding and resources to build local capacity and improve student outcomes. Multiple measures of school performance and environment determine a school's designation. For more information about Illinois' accountability system please visit www.isbe.net/summative.

For additional information, refer to the [2020 Glossary of Terms](#).

STUDENTS

STUDENT ENROLLMENT												
	All	White	Black	Hispanic	Asian	Native Hawaiian /Pacific Islander	American Indian	Two or More Races	Children with Disabilities	English Learners	Low Income	Homeless
School	834	42	176	562	36	2	5	11	32	4	399	*
		5.0%	21.1%	67.4%	4.3%	0.2%	0.6%	1.3%	3.8%	0.5%	47.8%	*
District	4,244	88	1,540	2,493	73	16	11	23	583	546	2,461	92
		2.1%	36.3%	58.7%	1.7%	0.4%	0.3%	0.5%	13.7%	12.9%	58.0%	2.2%
State	1,957,018	929,443	324,212	519,982	102,732	2,035	4,936	73,678	348,751	245,502	949,618	38,890
		47.5%	16.6%	26.6%	5.2%	0.1%	0.3%	3.8%	17.8%	12.5%	48.5%	2.0%

Student Enrollment is based on Serving School.

Children with Disabilities are those students eligible to receive special education services through an IEP or support through a 504 plan.

English Learners are students eligible for transitional bilingual programs.

Low Income are students who receive or live in households that receive SNAP or TANF; are classified as homeless, migrant, runaway, Head Start, or foster children; or live in a household where the household income meets the USDA income guidelines to receive free or reduced-price meals.

Homeless students are those who do not have permanent and adequate homes.

CHRONIC ABSENTEEISM RATE												
	All	White	Black	Hispanic	Asian	Native Hawaiian /Pacific Islander	American Indian	Two or More Races	Children with Disabilities	Students with IEPs	English Learners	Low Income
School	29.0%	41.9%	23.8%	29.5%	31.3%	*	*	21.4%	25.8%	30.0%	*	36.5%
District	62.5%	61.6%	66.0%	60.4%	55.1%	57.1%	80.0%	57.6%	62.8%	62.4%	69.0%	68.4%
State	11.0%	7.8%	18.7%	12.5%	5.7%	10.0%	15.6%	13.0%	16.3%	16.9%	11.3%	16.4%

Users of this report should note that this data may have possibly been affected by the suspension of in-person instruction during the 2019-20 school year. While it was collected in accordance with ISBE data policy and validated through normal procedures, the state environment and policy changes resulting from the suspension of in-person instruction may have possibly affected the results. Thus, please use caution when interpreting results and trends.

STUDENT MOBILITY RATE														
	All	Male	Female	White	Black	Hispanic	Asian	Native Hawaiian /Pacific Islander	American Indian	Two or More Races	Children with Disabilities	Students with IEPs	English Learners	Low Income
School	1.5%	1.3%	1.7%	2.9%	1.5%	1.5%	0.0%	*	*	0.0%	0.0%	*	*	6.6%
District	10.1%	12.0%	7.8%	14.0%	14.0%	7.6%	0.0%	0.0%	*	12.5%	11.7%	11.8%	11.4%	10.6%
State	6.2%	6.5%	5.8%	4.1%	11.8%	5.9%	6.1%	8.2%	8.6%	7.6%	6.2%	6.8%	7.4%	9.0%

Students with IEPs are those eligible to receive special education services.

Users of this report should note that this data may have possibly been affected by the suspension of in-person instruction during the 2019-20 school year. While it was collected in accordance with ISBE data policy and validated through normal procedures, the state environment and policy changes resulting from the suspension of in-person instruction may have possibly affected the results. Thus, please use caution when interpreting results and trends.

GIFTED STUDENTS

“Gifted Education” is defined as educational services, including differentiated curricula and instructional methods, designed to meet the needs of gifted children as defined in Article 14A of this code.

“Advanced Academic Program” is defined as a course of study to which students are assigned based on advanced cognitive ability or advanced academic achievement compared to local age peers and in which the curriculum is substantially differentiated from the general curriculum to provide appropriate challenge and pace. Note that gifted students are a subset of accelerated placement /advanced academic program students and are included in these metrics also.

STUDENTS ASSESSED FOR GIFTEDNESS		
	# Students	% Students
School	*	*
District	*	*
State	165,182	7.6%

STUDENTS ASSESSED FOR GIFTEDNESS (Demographics)													
	All	Male	Female	White	Black	Hispanic	Asian	Native Hawaiian /Pacific Islander	American Indian	Two or More Races	Students With IEPs	English Learners	Low Income
School	*	*	*	*	*	*	*	*	*	*	*	*	*
District	*	*	*	*	*	*	*	*	*	*	*	*	*
State	165,182	7.5%	7.7%	8.5%	4.7%	5.5%	18.4%	8.1%	7.4%	9.1%	5.9%	6.3%	4.7%

STUDENTS ASSESSED FOR GIFTEDNESS TAUGHT BY GIFTED-ENDORSED TEACHERS		
	# Students	% Students
School	*	*
District	*	*
State	19,414	0.9%

STUDENTS ASSESSED FOR GIFTEDNESS TAUGHT BY GIFTED-ENDORSED TEACHERS (Demographics)													
	All	Male	Female	White	Black	Hispanic	Asian	Native Hawaiian /Pacific Islander	American Indian	Two or More Races	Students With IEPs	English Learners	Low Income
School	*	*	*	*	*	*	*	*	*	*	*	*	*
District	*	*	*	*	*	*	*	*	*	*	*	*	*
State	19,414	0.9%	0.9%	1.1%	0.3%	0.6%	2.7%	0.3%	0.7%	0.9%	0.4%	0.4%	0.4%

STUDENTS IDENTIFIED AS GIFTED		
	# Students	% Students
School	*	*
District	*	*
State	50,813	2.3%

STUDENTS IDENTIFIED AS GIFTED (Demographics)													
	All	Male	Female	White	Black	Hispanic	Asian	Native Hawaiian /Pacific Islander	American Indian	Two or More Races	Students With IEPs	English Learners	Low Income
School	*	*	*	*	*	*	*	*	*	*	*	*	*
District	*	*	*	*	*	*	*	*	*	*	*	*	*
State	50,813	2.3%	2.4%	2.5%	1.1%	1.4%	9.9%	3.4%	1.3%	2.7%	0.6%	0.5%	1.0%

STUDENTS IDENTIFIED AS GIFTED TAUGHT BY GIFTED-ENDORSED TEACHERS		
	# Students	% Students
School	*	*
District	*	*
State	9,454	0.4%

STUDENTS IDENTIFIED AS GIFTED TAUGHT BY GIFTED-ENDORSED TEACHERS (Demographics)													
	All	Male	Female	White	Black	Hispanic	Asian	Native Hawaiian /Pacific Islander	American Indian	Two or More Races	Students With IEPs	English Learners	Low Income
School	*	*	*	*	*	*	*	*	*	*	*	*	*
District	*	*	*	*	*	*	*	*	*	*	*	*	*
State	9,454	0.4%	0.4%	0.5%	0.1%	0.2%	1.9%	0.1%	0.3%	0.5%	0.1%	0.1%	0.1%

INSTRUCTIONAL SETTING

TOTAL SCHOOL DAYS	
Number of Days	
School	180
District	180
State	175

Users of this report should note that this data may have possibly been affected by the suspension of in-person instruction during the 2019-20 school year. While it was collected in accordance with ISBE data policy and validated through normal procedures, the state environment and policy changes resulting from the suspension of in-person instruction may have possibly affected the results. Thus, please use caution when interpreting results and trends.

% of 8TH GRADERS PASSING ALGEBRA I	
School	*
District	*
State	30.8%

Users of this report should note that this data may have possibly been affected by the suspension of in-person instruction during the 2019-20 school year. HOWEVER, based on the data collected and comparisons to historical data, the data collected for this collection cycle does not, in aggregate, exhibit greater variation than is normally observed from year to year.

STUDENT-TO-STAFF RATIOS				
	Pupil-Teacher Elementary	Pupil-Teacher Secondary	Pupil-Certified Staff	Pupil-Administrator
School	--	--	--	--
District	*	20.4	12.4	106.6
State	18.1	18.6	10.1	171.1

HEALTH AND WELLNESS (days per week)	
School	4.2
District	4.3
State	3.6

Users of this report should note that this data may have possibly been affected by the suspension of in-person instruction during the 2019-20 school year. HOWEVER, based on the data collected and comparisons to historical data, the data collected for this collection cycle does not, in aggregate, exhibit greater variation than is normally observed from year to year.

AVERAGE CLASS SIZE (as of the first school day in May)											
Grades	K	1	2	3	4	5	6	7	8	9 - 12	Overall
School	*	*	*	*	*	*	*	*	*	23.8	23.9
District	*	*	*	*	*	*	*	*	5.5	21.0	20.9
State	19.1	20.8	21.2	21.9	22.0	22.6	23.1	23.0	22.5	21.6	21.7

TEACHER INFORMATION (Full-Time Equivalents)											
	Total Number	Male	Female	White	Black	Hispanic	Asian	Native Hawaiian /Pacific Islander	American Indian	Two or More Races	Unknown
District	238	40.5%	59.5%	71.5%	15.7%	8.3%	2.5%	*	*	0.4%	1.7%
State	131,230	23.2%	76.8%	82.3%	5.9%	7.0%	1.7%	0.1%	0.2%	0.8%	2.0%

TEACHER INFORMATION (Experience)			
	Average Teaching Experience (Years)	% of Teachers with Bachelor's Degrees	% of Teachers with Master's & Above
School	--	--	--
District	12.9	25.8%	73.4%
State	13.4	39.6%	59.8%

TEACHER RETENTION RATE	
School	79.1%
District	77.9%
State	85.9%

PRINCIPAL TURNOVER (Count)	
School	1.0
District	2.0
State	2.0

TEACHER ATTENDANCE RATE	
School	--
District	49.2%
State	86.6%

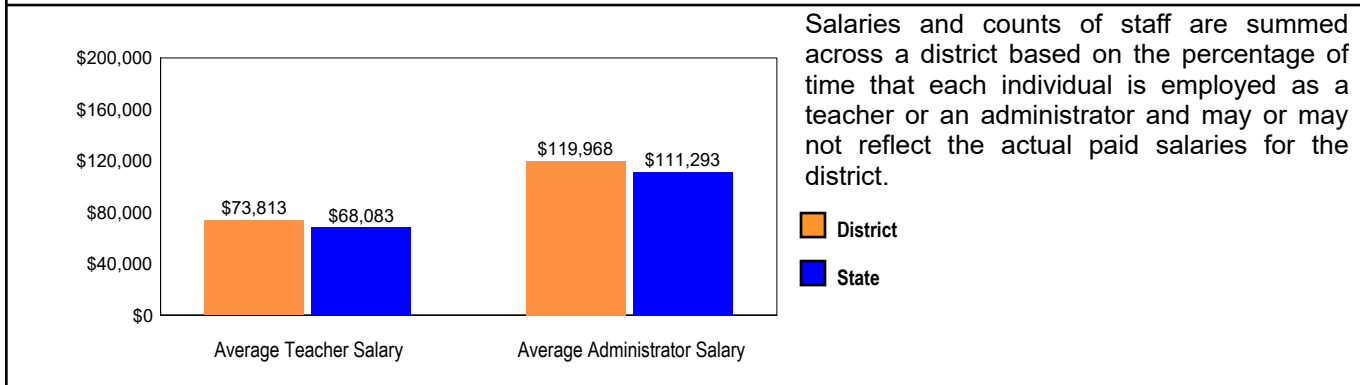
Users of this report should note that this data may have possibly been affected by the suspension of in-person instruction during the 2019-20 school year. While it was collected in accordance with ISBE data policy and validated through normal procedures, the state environment and policy changes resulting from the suspension of in-person instruction may have possibly affected the results. Thus, please use caution when interpreting results and trends.

TEACHER EVALUATION RATE	
School	--
District	97.4%
State	98.7%

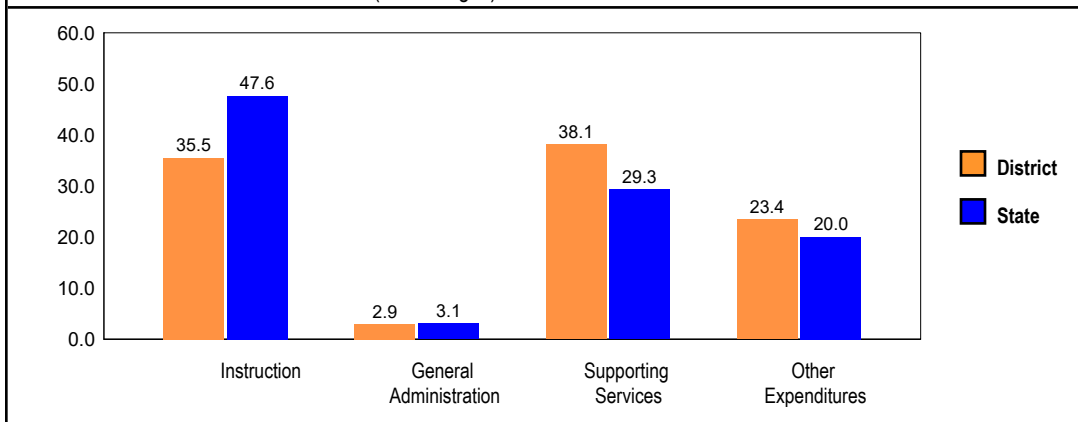
Users of this report should note that this data may have possibly been affected by the suspension of in-person instruction during the 2019-20 school year. While it was collected in accordance with ISBE data policy and validated through normal procedures, the state environment and policy changes resulting from the suspension of in-person instruction may have possibly affected the results. Thus, please use caution when interpreting results and trends.

SCHOOL DISTRICT FINANCES

AVERAGE TEACHER/ADMINISTRATOR SALARIES



EXPENDITURE BY FUNCTION 2018-19 (Percentages)



REVENUE BY SOURCE 2018-19

	District	District %	State %
Local Property Taxes	\$65,190,497	68.6%	60.3%
Other Local Funding	\$4,870,015	5.1%	6.1%
Evidence-Based Funding	\$15,694,017	16.5%	21.7%
Other State Funding	\$4,419,353	4.6%	4.9%
Federal Funding	\$4,874,971	5.1%	7.0%
TOTAL	\$95,048,853		

EXPENDITURE BY FUND 2018-19

	District	District %	State %
Education	\$65,110,769	70.9%	70.4%
Operations & Maintenance	\$9,720,820	10.6%	7.3%
Transportation	\$5,229,802	5.7%	3.9%
Debt Service	\$7,696,441	8.4%	8.4%
Tort	\$0	0.0%	1.2%
Municipal Retirement/ Social Security	\$2,165,533	2.4%	1.9%
Fire Prevention & Safety	\$100,492	0.1%	0.6%
Capital Projects	\$1,851,837	2.0%	6.3%
TOTAL	\$91,875,694		

OTHER FINANCIAL INDICATORS

	2017 Equalized Assessed Valuation per Pupil	2017 Total School Tax Rate per \$100	2018-19 Instructional Expenditure per Pupil	2018-19 Operating Expenditure per Pupil
District	\$697,987	2.66	\$9,209	\$19,970
State	**	**	\$8,582	\$14,492

** Due to the way Illinois school districts are configured, state averages for equalized assessed valuation per pupil and total school tax rate per \$100 are not provided.

Equalized assessed valuation includes all computed property values upon which a district's local tax rate is calculated.

Total school tax rate is a district's total tax rate as it appears on local property tax bills.

Instructional expenditure per pupil includes the direct costs of teaching pupils or the interaction between teachers and pupils.

Operating expenditure per pupil includes the gross operating cost of a school district excluding summer school, adult education, bond principal retired, and capital expenditures.

SCHOOL-LEVEL FINANCES

The Every Student Succeeds Act requires LEAs to report school-level expenditure data, beginning with school year 2018-19. LEAs are required to report actual personnel and non-personnel expenditures of both site-specific and district centralized expenditures. These data are self-reported and may differ from Annual Financial Report data. For more information, visit www.isbe.net/site-based.

For Site-Based Expenditure Reporting, enrollment numbers display the average of the enrolled student count on October 1 and March 1 of the reporting year, including all children aged 3 through 21 in grades prekindergarten through 12 served by the LEA or placed in another educational institution by the LEA. Note that students attending only part of each day are counted as proportional students in the count, which may lead to decimal places in the enrollment number.

	Enrollment	Site-Level Per-Pupil Expenditures			District Centralized Per-Pupil Expenditures			Total Per-Pupil Expenditures			Exclusions	Total Expenditures
		Federal	State/Local	Subtotal	Federal	State/Local	Subtotal	Federal	State/Local	Subtotal		
School	1,995.00	\$525	\$11,070	\$11,595	\$1,081	\$5,680	\$6,762	\$1,606	\$16,751	\$18,357		
District	4,649.75	\$472	\$10,873	\$11,345	\$1,083	\$5,693	\$6,776	\$1,555	\$16,566	\$18,122	\$11,526,024	\$95,786,922

SCHOOL IMPROVEMENT FUNDS

Title I School Improvement - 1003(a) Grant funds are federal Title I funds allocated to districts to support school improvement efforts in schools designated as targeted or comprehensive. Funds must be spent on activities that supplement core programs. Comprehensive schools receive comprehensive support and are required to utilize an approved Learning Partner. Targeted schools receive targeted support and may utilize an approved Learning Partner. Any school utilizing Title I School Improvement - 1003(a) funds must complete an application and School Improvement Report based on a local Board of Education approved School Improvement Plan and submit the Illinois Quality Framework Supporting Rubric. Additional information on the requirements of this grant can be found here: <https://www.isbe.net/Pages/IL-EMPOWER.aspx>

SCHOOL IMPROVEMENT FUNDS			
School Year First Identified As Needing Support	Level of Support	Title I School Improvement - 1003(a) Funds Received for Previous School Year	Reason for Receiving Title I School Improvement - 1003(a) Funds

ACADEMIC PERFORMANCE - ASSESSMENTS

The federal Every Student Succeeds Act requires states to provide every school a summative designation. All states were given a waiver of this requirement for school year 2019-2020 due to the impact of COVID-19. The waiver requires that states reissue schools their designations from the previous year. Illinois has four summative designations: Exemplary, Commendable, Targeted Support, and Comprehensive Support. Schools that receive a designation of Targeted Support for particular student groups or Comprehensive Support for the school receive additional funding and resources to build local capacity and improve student outcomes. Multiple measures of school performance and environment determine a school's designation. For more information about Illinois' accountability system please visit www.isbe.net/summative

ELA PARTICIPATION - ALL TESTS (Demographics)														
	All	Male	Female	White	Black	Hispanic	Asian	Native Hawaiian /Pacific Islander	American Indian	Two or More Races	Children with Disabilities	Students with IEPs	English Learners	Low Income
School														
District														
State														

Due to the suspension of in-person instruction during the 2019-20 school year, the data for this metric is unavailable for use in the School Year 2020 Report Card.

MATH PARTICIPATION - ALL TESTS (Demographics)														
	All	Male	Female	White	Black	Hispanic	Asian	Native Hawaiian /Pacific Islander	American Indian	Two or More Races	Children with Disabilities	Students with IEPs	English Learners	Low Income
School														
District														
State														

Due to the suspension of in-person instruction during the 2019-20 school year, the data for this metric is unavailable for use in the School Year 2020 Report Card.

SCIENCE PARTICIPATION - ALL TESTS (Demographics)														
	All	Male	Female	White	Black	Hispanic	Asian	Native Hawaiian /Pacific Islander	American Indian	Two or More Races	Children with Disabilities	Students with IEPs	English Learners	Low Income
School														
District														
State														

Due to the suspension of in-person instruction during the 2019-20 school year, the data for this metric is unavailable for use in the School Year 2020 Report Card.

NUMBER AND PERCENTAGE OF ENGLISH LEARNERS EXEMPTED FROM ASSESSMENT

No English Learners are exempted from assessment, including those who are newly arrived in the U.S. Previously, states could exempt newly arrived English Learners from ELA testing only. Under ESSA, states have flexibility in how they test and use scores from newly arrived English Learners. Per the approved Illinois ESSA State Plan, "Illinois will assess newly arrived ELs, enrolled in their first year in U.S. schools, in grades 3-12 on academic content areas: English language arts, mathematics, and science. Data from the first-year assessments will not be included in accountability determinations, but serve solely for baseline purposes."

Please note that asterisks in the tables indicate either non-reported data or suppressed data due to privacy concerns. Student counts reported are counts out of groups 10 or greater.

IAR ELA PARTICIPATION (Demographics)														
	All	Male	Female	White	Black	Hispanic	Asian	Native Hawaiian /Pacific Islander	American Indian	Two or More Races	Children with Disabilities	Students with IEPs	English Learners	Low Income
School														
District														
State														

Due to the suspension of in-person instruction during the 2019-20 school year, the data for this metric is unavailable for use in the School Year 2020 Report Card.

IAR MATH PARTICIPATION (Demographics)														
	All	Male	Female	White	Black	Hispanic	Asian	Native Hawaiian /Pacific Islander	American Indian	Two or More Races	Children with Disabilities	Students with IEPs	English Learners	Low Income
School														
District														
State														

Due to the suspension of in-person instruction during the 2019-20 school year, the data for this metric is unavailable for use in the School Year 2020 Report Card.

SAT ELA PARTICIPATION (Demographics)														
	All	Male	Female	White	Black	Hispanic	Asian	Native Hawaiian /Pacific Islander	American Indian	Two or More Races	Children with Disabilities	Students with IEPs	English Learners	Low Income
School														
District														
State														

Due to the suspension of in-person instruction during the 2019-20 school year, the data for this metric is unavailable for use in the School Year 2020 Report Card.

SAT MATH PARTICIPATION (Demographics)														
	All	Male	Female	White	Black	Hispanic	Asian	Native Hawaiian /Pacific Islander	American Indian	Two or More Races	Children with Disabilities	Students with IEPs	English Learners	Low Income
School														
District														
State														

Due to the suspension of in-person instruction during the 2019-20 school year, the data for this metric is unavailable for use in the School Year 2020 Report Card.

DLM-AA ELA PARTICIPATION (Demographics)														
	All	Male	Female	White	Black	Hispanic	Asian	Native Hawaiian /Pacific Islander	American Indian	Two or More Races	Children with Disabilities	Students with IEPs	English Learners	Low Income
School														
District														
State														

Due to the suspension of in-person instruction during the 2019-20 school year, the data for this metric is unavailable for use in the School Year 2020 Report Card.

DLM-AA MATH PARTICIPATION (Demographics)														
	All	Male	Female	White	Black	Hispanic	Asian	Native Hawaiian /Pacific Islander	American Indian	Two or More Races	Children with Disabilities	Students with IEPs	English Learners	Low Income
School														
District														
State														

Due to the suspension of in-person instruction during the 2019-20 school year, the data for this metric is unavailable for use in the School Year 2020 Report Card.

DLM-AA SCIENCE PARTICIPATION (Demographics)														
	All	Male	Female	White	Black	Hispanic	Asian	Native Hawaiian /Pacific Islander	American Indian	Two or More Races	Children with Disabilities	Students with IEPs	English Learners	Low Income
School														
District														
State														

Due to the suspension of in-person instruction during the 2019-20 school year, the data for this metric is unavailable for use in the School Year 2020 Report Card.

ISA PARTICIPATION (Demographics)														
	All	Male	Female	White	Black	Hispanic	Asian	Native Hawaiian /Pacific Islander	American Indian	Two or More Races	Children with Disabilities	Students with IEPs	English Learners	Low Income
School														
District														
State														

Due to the suspension of in-person instruction during the 2019-20 school year, the data for this metric is unavailable for use in the School Year 2020 Report Card.

ELA PROFICIENCY - ALL TESTS (Demographics)										
	All Students	Male	Female	White	Black	Hispanic	Asian	Native Hawaiian /Pacific Islander	American Indian	Two or More Races
School										
District										
State										

Due to the suspension of in-person instruction during the 2019-20 school year, the data for this metric is unavailable for use in the School Year 2020 Report Card.

ELA PROFICIENCY - ALL TESTS (Demographics Continued)								
	Children with Disabilities	Students with IEPs	English Learners	Low Income	Homeless	Migrant	Youth In Care	Military
School								
District								
State								

Due to the suspension of in-person instruction during the 2019-20 school year, the data for this metric is unavailable for use in the School Year 2020 Report Card.

MATH PROFICIENCY - ALL TESTS (Demographics)										
	All Students	Male	Female	White	Black	Hispanic	Asian	Native Hawaiian /Pacific Islander	American Indian	Two or More Races
School										
District										
State										

Due to the suspension of in-person instruction during the 2019-20 school year, the data for this metric is unavailable for use in the School Year 2020 Report Card.

MATH PROFICIENCY - ALL TESTS (Demographics Continued)								
	Children with Disabilities	Students with IEPs	English Learners	Low Income	Homeless	Migrant	Youth In Care	Military
School								
District								
State								

Due to the suspension of in-person instruction during the 2019-20 school year, the data for this metric is unavailable for use in the School Year 2020 Report Card.

SCIENCE PROFICIENCY - ALL TESTS (Demographics)										
	All Students	Male	Female	White	Black	Hispanic	Asian	Native Hawaiian /Pacific Islander	American Indian	Two or More Races
School										
District										
State										

Due to the suspension of in-person instruction during the 2019-20 school year, the data for this metric is unavailable for use in the School Year 2020 Report Card.

SCIENCE PROFICIENCY - ALL TESTS (Demographics Continued)								
	Children with Disabilities	Students with IEPs	English Learners	Low Income	Homeless	Migrant	Youth In Care	Military
School								
District								
State								

Due to the suspension of in-person instruction during the 2019-20 school year, the data for this metric is unavailable for use in the School Year 2020 Report Card.

EL PROFICIENCY ON ACCESS							
	# ELS	# Tested	% Participation	# Proficient	% Proficient	# Long Term EL	% Long Term EL
School	*	*	*	*	*	3	*
District	486	435	89.5%	4	0.9%	438	90.1%
State	223,399	220,920	98.9%	17,503	7.9%	20,127	9.0%

MEAN ELA GROWTH PERCENTILE - IAR (Demographics)										
	All Students	Male	Female	White	Black	Hispanic	Asian	Native Hawaiian /Pacific Islander	American Indian	Two or More Races
School										
District										
State										

Due to the suspension of in-person instruction during the 2019-20 school year, the data for this metric is unavailable for use in the School Year 2020 Report Card.

MEAN ELA GROWTH PERCENTILE - IAR (Demographics Continued)								
	Children with Disabilities	Students with IEPs	English Learners	Low Income	Homeless	Migrant	Youth In Care	Military
School								
District								
State								

Due to the suspension of in-person instruction during the 2019-20 school year, the data for this metric is unavailable for use in the School Year 2020 Report Card.

MEAN MATH GROWTH PERCENTILE - IAR (Demographics)										
	All Students	Male	Female	White	Black	Hispanic	Asian	Native Hawaiian /Pacific Islander	American Indian	Two or More Races
School										
District										
State										

Due to the suspension of in-person instruction during the 2019-20 school year, the data for this metric is unavailable for use in the School Year 2020 Report Card.

MEAN MATH GROWTH PERCENTILE - IAR (Demographics Continued)								
	Children with Disabilities	Students with IEPs	English Learners	Low Income	Homeless	Migrant	Youth In Care	Military
School								
District								
State								

Due to the suspension of in-person instruction during the 2019-20 school year, the data for this metric is unavailable for use in the School Year 2020 Report Card.

9th Grade On Track												
	All	White	Black	Hispanic	Asian	Native Hawaiian /Pacific Islander	American Indian	Two or More Races	Children with Disabilities	Students with IEPs	English Learners	Low Income
School	220	87.5%	97.7%	87.3%	*	*	*	*	*	*	*	74.1%
District	680	77.1%	56.3%	61.9%	88.9%	*	*	*	54.4%	53.5%	56.1%	52.3%
State	130,164	92.8%	78.5%	85.9%	96.9%	91.0%	86.3%	87.8%	82.4%	80.6%	80.5%	81.7%

Users of this report should note that this data may have possibly been affected by the suspension of in-person instruction during the 2019-20 school year. While it was collected in accordance with ISBE data policy and validated through normal procedures, the state environment and policy changes resulting from the suspension of in-person instruction may have possibly affected the results. Thus, please use caution when interpreting results and trends.

CAREER AND TECHNICAL EDUCATION ENROLLMENT	
School	150
District	1,339
State	286,237

Users of this report should note that this data may have possibly been affected by the suspension of in-person instruction during the 2019-20 school year. HOWEVER, based on the data collected and comparisons to historical data, the data collected for this collection cycle does not, in aggregate, exhibit greater variation than is normally observed from year to year.

ADVANCED COURSE WORK (AP/IB/DUAL CREDIT)				
	GRADE 9	GRADE 10	GRADE 11	GRADE 12
School	48	80	184	154
District	66	201	317	366
State	19,855	32,687	62,063	77,243

Users of this report should note that this data may have possibly been affected by the suspension of in-person instruction during the 2019-20 school year. While it was collected in accordance with ISBE data policy and validated through normal procedures, the state environment and policy changes resulting from the suspension of in-person instruction may have possibly affected the results. Thus, please use caution when interpreting results and trends.

ADVANCED PLACEMENT COURSE WORK													
		ADVANCED PLACEMENT (AP) COURSE WORK				INTERNATIONAL BACCALAUREATE (IB) COURSE WORK				DUAL CREDIT COURSE WORK			
		Grade9	Grade10	Grade11	Grade12	Grade9	Grade10	Grade11	Grade12	Grade9	Grade10	Grade11	Grade12
All	School	48	80	123	136	*	*	94	43	*	*	12	42
	District	66	199	241	315	*	*	94	43	*	*	29	87
	State	14,877	27,199	46,708	53,642	263	314	2,827	2,608	5,392	6,740	19,846	38,017
White	School	*	*	*	*	*	*	*	*	*	*	*	*
	District	*	10	*	11	*	*	*	*	*	*	*	*
	State	6,680	13,468	24,167	28,113	29	36	357	356	2,857	3,776	12,960	23,702
Black	School	11	25	27	27	*	*	16	10	*	*	*	*
	District	17	57	59	80	*	*	16	10	*	*	11	21
	State	1,556	2,162	4,037	4,833	58	93	852	789	917	844	1,574	3,438
Hispanic	School	26	46	83	96	*	*	60	29	*	*	*	30
	District	36	123	168	216	*	*	60	29	*	*	16	63
	State	3,906	6,689	11,696	13,503	154	167	1,378	1,230	1,153	1,478	3,504	7,448
Asian	School	*	*	*	*	*	*	12	*	*	*	*	*
	District	*	*	*	*	*	*	12	*	*	*	*	*
	State	2,157	3,836	5,093	5,325	17	12	190	179	279	416	1,127	2,114
Native Hawaiian/ Pacific Islander	School	*	*	*	*	*	*	*	*	*	*	*	*
	District	*	*	*	*	*	*	*	*	*	*	*	*
	State	37	36	66	61	1	1	2	3	3	7	15	42
American Indian	School	*	*	*	*	*	*	*	*	*	*	*	*
	District	*	*	*	*	*	*	*	*	*	*	*	*
	State	20	64	105	104	0	1	8	12	10	16	34	77
Two or More Races	School	*	*	*	*	*	*	*	*	*	*	*	*
	District	*	*	*	*	*	*	*	*	*	*	*	*
	State	521	944	1,544	1,703	4	4	40	39	173	203	632	1,196
Children with Disabilities	School	*	*	*	*	*	*	*	*	*	*	*	*
	District	*	*	16	*	*	*	*	*	*	*	*	*
	State	805	1,511	2,887	3,710	18	14	228	223	668	858	2,094	3,838
IEP	School	*	*	*	*	*	*	*	*	*	*	*	*
	District	*	*	13	*	*	*	*	*	*	*	*	*
	State	152	306	648	1,124	3	3	85	88	485	571	1,323	2,230
Non IEP	School	48	79	122	135	*	*	93	43	*	*	12	41
	District	65	198	228	309	*	*	93	43	*	*	29	85
	State	14,725	26,893	46,060	52,518	260	311	2,742	2,520	4,907	6,169	18,523	35,787
EL	School	*	*	*	*	*	*	*	*	*	*	*	*
	District	*	10	14	17	*	*	*	*	*	*	*	10
	State	174	405	695	1,046	8	12	88	76	276	266	489	850
Non EL	School	48	80	123	136	*	*	94	43	*	*	12	42
	District	61	189	227	298	*	*	94	43	*	*	27	77
	State	14,703	26,794	46,013	52,596	255	302	2,739	2,532	5,116	6,474	19,357	37,167
Low Income	School	*	*	18	60	*	*	*	18	*	*	*	23
	District	17	66	87	173	*	*	*	18	*	*	12	57
	State	4,122	6,746	11,929	16,202	150	200	1,546	1,856	1,874	2,259	5,742	11,597
Non Low Income	School	44	71	105	76	*	*	87	25	*	*	*	19
	District	49	133	154	142	*	*	87	25	*	*	17	30
	State	10,755	20,453	34,779	37,440	113	114	1,281	752	3,518	4,481	14,104	26,420

Users of this report should note that this data may have possibly been affected by the suspension of in-person instruction during the 2019-20 school year. While it was collected in accordance with ISBE data policy and validated through normal procedures, the state environment and policy changes resulting from the suspension of in-person instruction may have possibly affected the results. Thus, please use caution when interpreting results and trends.

Please note that asterisks in the tables indicate either non-reported data or suppressed data due to privacy concerns. Student counts reported are counts out of groups 10 or greater.

ADVANCED PLACEMENT (AP) EXAMS				
GRADE 9				
	No. of AP Exams Taken	No. of AP Exams Passed	Took One or More AP Exams	Passed One or More AP Exams
School	44	*	44	*
District	49	*	49	*
State	14,406	9,093	13,534	8,503

Users of this report should note that this data may have possibly been affected by the suspension of in-person instruction during the 2019-20 school year. While it was collected in accordance with ISBE data policy and validated through normal procedures, the state environment and policy changes resulting from the suspension of in-person instruction may have possibly affected the results. Thus, please use caution when interpreting results and trends.

GRADE 10				
	No. of AP Exams Taken	No. of AP Exams Passed	Took One or More AP Exams	Passed One or More AP Exams
School	112	52	74	35
District	195	88	140	69
State	48,657	32,833	23,795	16,823

Users of this report should note that this data may have possibly been affected by the suspension of in-person instruction during the 2019-20 school year. While it was collected in accordance with ISBE data policy and validated through normal procedures, the state environment and policy changes resulting from the suspension of in-person instruction may have possibly affected the results. Thus, please use caution when interpreting results and trends.

GRADE 11				
	No. of AP Exams Taken	No. of AP Exams Passed	Took One or More AP Exams	Passed One or More AP Exams
School	539	219	157	106
District	735	276	245	142
State	152,218	105,918	39,025	29,462

Users of this report should note that this data may have possibly been affected by the suspension of in-person instruction during the 2019-20 school year. While it was collected in accordance with ISBE data policy and validated through normal procedures, the state environment and policy changes resulting from the suspension of in-person instruction may have possibly affected the results. Thus, please use caution when interpreting results and trends.

GRADE 12				
	No. of AP Exams Taken	No. of AP Exams Passed	Took One or More AP Exams	Passed One or More AP Exams
School	645	281	123	95
District	1,066	370	220	138
State	278,398	195,120	37,687	30,599

Users of this report should note that this data may have possibly been affected by the suspension of in-person instruction during the 2019-20 school year. While it was collected in accordance with ISBE data policy and validated through normal procedures, the state environment and policy changes resulting from the suspension of in-person instruction may have possibly affected the results. Thus, please use caution when interpreting results and trends.

POSTSECONDARY ENROLLMENT 12 MONTH						
	All	Public Institution	Private Institution	4 Yr	2 Yr	< 2 Yr
School	*	*	*	*	*	*
District	*	*	*	*	*	*
State	*	*	*	*	*	*

POSTSECONDARY ENROLLMENT 16 MONTH						
	All	Public Institution	Private Institution	4 Yr	2 Yr	< 2 Yr
School	*	*	*	*	*	*
District	*	*	*	*	*	*
State	*	*	*	*	*	*

HIGH SCHOOL 4-YEAR GRADUATION RATE (Demographics)										
	Gender			Race / Ethnicity						
	All	Male	Female	White	Black	Hispanic	Asian	Native Hawaiian /Pacific Islander	American Indian	Two or More Races
School	100.0%	100.0%	100.0%	*	100.0%	100.0%	*	*	*	*
District	83.3%	78.0%	88.5%	61.5%	82.8%	84.6%	*	*	*	*
State	88.0%	85.6%	90.5%	91.5%	79.9%	85.5%	94.5%	89.4%	80.0%	85.7%

Users of this report should note that this data may have possibly been affected by the suspension of in-person instruction during the 2019-20 school year. While it was collected in accordance with ISBE data policy and validated through normal procedures, the state environment and policy changes resulting from the suspension of in-person instruction may have possibly affected the results. Thus, please use caution when interpreting results and trends.

HIGH SCHOOL 4-YEAR GRADUATION RATE (Demographics Continued)								
	Children with Disabilities	Students with IEPs	English Learners	Low Income	Homeless	Migrant	Youth In Care	Military
School	*	*	*	100.0%	*	*	*	*
District	82.5%	74.0%	*	85.2%	71.8%	*	*	*
State	81.3%	74.0%	*	82.0%	74.0%	67.9%	52.4%	52.4%

Users of this report should note that this data may have possibly been affected by the suspension of in-person instruction during the 2019-20 school year. While it was collected in accordance with ISBE data policy and validated through normal procedures, the state environment and policy changes resulting from the suspension of in-person instruction may have possibly affected the results. Thus, please use caution when interpreting results and trends.

HIGH SCHOOL 5-YEAR GRADUATION RATE (Demographics)										
	Gender			Race / Ethnicity						
	All	Male	Female	White	Black	Hispanic	Asian	Native Hawaiian /Pacific Islander	American Indian	Two or More Races
School	100.0%	100.0%	100.0%	100.0%	100.0%	100.0%	*	*	*	*
District	82.4%	77.4%	87.4%	76.5%	83.4%	81.7%	100.0%	*	*	*
State	88.4%	86.0%	90.9%	92.0%	80.2%	85.6%	95.3%	87.1%	78.8%	88.5%

Users of this report should note that this data may have possibly been affected by the suspension of in-person instruction during the 2019-20 school year. While it was collected in accordance with ISBE data policy and validated through normal procedures, the state environment and policy changes resulting from the suspension of in-person instruction may have possibly affected the results. Thus, please use caution when interpreting results and trends.

HIGH SCHOOL 5-YEAR GRADUATION RATE (Demographics Continued)								
	Children with Disabilities	Students with IEPs	English Learners	Low Income	Homeless	Migrant	Youth In Care	Military
School	*	*	*	100.0%	*	*	*	*
District	76.6%	71.0%	*	78.7%	73.0%	*	*	*
State	85.7%	75.1%	*	82.1%	74.5%	73.3%	65.2%	65.2%

Users of this report should note that this data may have possibly been affected by the suspension of in-person instruction during the 2019-20 school year. While it was collected in accordance with ISBE data policy and validated through normal procedures, the state environment and policy changes resulting from the suspension of in-person instruction may have possibly affected the results. Thus, please use caution when interpreting results and trends.

HIGH SCHOOL 6-YEAR GRADUATION RATE (Demographics)										
	Gender			Race / Ethnicity						
	All	Male	Female	White	Black	Hispanic	Asian	Native Hawaiian /Pacific Islander	American Indian	Two or More Races
School	100.0%	100.0%	100.0%	*	100.0%	100.0%	*	*	*	*
District	81.3%	76.2%	86.9%	72.2%	83.4%	79.9%	*	100.0%	*	*
State	88.2%	85.8%	90.6%	92.2%	79.4%	84.9%	95.4%	85.6%	84.1%	87.1%

Users of this report should note that this data may have possibly been affected by the suspension of in-person instruction during the 2019-20 school year. While it was collected in accordance with ISBE data policy and validated through normal procedures, the state environment and policy changes resulting from the suspension of in-person instruction may have possibly affected the results. Thus, please use caution when interpreting results and trends.

HIGH SCHOOL 6-YEAR GRADUATION RATE (Demographics Continued)								
	Children with Disabilities	Students with IEPs	English Learners	Low Income	Homeless	Migrant	Youth In Care	Military
School	*	*	*	100.0%	*	*	*	*
District	66.7%	74.3%	*	78.7%	71.8%	*	*	*
State	37.3%	75.2%	*	81.6%	74.9%	73.7%	41.9%	41.9%

Users of this report should note that this data may have possibly been affected by the suspension of in-person instruction during the 2019-20 school year. While it was collected in accordance with ISBE data policy and validated through normal procedures, the state environment and policy changes resulting from the suspension of in-person instruction may have possibly affected the results. Thus, please use caution when interpreting results and trends.

DROPOUT RATE														
	Gender			Race / Ethnicity							Children with Disabilities	Students with IEPs	English Learners	Low Income
	All	Male	Female	White	Black	Hispanic	Asian	Native Hawaiian /Pacific Islander	American Indian	Two or More Races				
School	0.0%	0.0%	0.0%	0.0%	0.0%	0.0%	0.0%	*	*	0.0%	0.0%	0.0%	*	0.0%
District	6.0%	6.8%	5.2%	8.5%	6.3%	5.8%	2.8%	12.5%	16.7%	2.9%	5.4%	6.2%	0.9%	4.6%
State	3.5%	3.9%	3.0%	2.5%	6.2%	3.8%	1.4%	4.0%	5.3%	4.0%	2.5%	3.8%	1.4%	5.5%

Users of this report should note that this data may have been affected by the suspension of in-person instruction during the 2019-20 school year. It was collected in accordance with ISBE data policy and validated through normal procedures but the state environment and policy changes resulting from the suspension of in-person instruction may have affected the results. Please use caution when interpreting results and trends.

CIVIL RIGHTS DATA COLLECTION - 2017-18 SCHOOL YEAR

Data from the Civil Rights Data Collection comes directly from the U.S. Department of Education (ED). ED collects the data directly from ISBE and school districts and releases the information on a two to three-year delay.

ISBE also collects some of these data elements from districts and reports the results in the year it was collected. Current year data for in-school suspensions, out-of-school suspensions, and expulsions is reported by ISBE in a separate report on www.isbe.net. Current year data for chronic absenteeism can be found in the Students section of the Report Card. Current year data for accelerated coursework can be found in the Academic Performance section of the Report Card. Please note data may not match due to differences in data collection methods.

CRDC - IN-SCHOOL SUSPENSIONS		CRDC - OUT-OF-SCHOOL SUSPENSIONS		CRDC - EXPULSIONS	
School	0.0%	School	0.8%	School	0.0%
District	8.6%	District	7.1%	District	0.1%
State	5.1%	State	3.5%	State	0.1%

CRDC - SCHOOL-RELATED ARRESTS		CRDC - REFERRAL TO LAW ENFORCEMENT		CRDC - CHRONIC ABSENTEEISM	
School	0.0%	School	0.1%	School	3.6%
District	0.0%	District	0.2%	District	2.9%
State	0.1%	State	0.7%	State	16.3%

CRDC - INCIDENTS OF VIOLENCE		CRDC - INCIDENTS OF VIOLENCE - FIREARM AND HOMICIDE		
	Rate of Incidents of Violence		Firearm	Homicide
School	0.0%	School	No	No
District	1.9%	Schools in the District with Incidents of Violence	0	0
State	2.2%	Schools in the District with Incidents of Violence	153	5

Please note that at the school level, these metrics are displayed as a yes or no indicator. However, at the district and state level, these metrics are displayed as a count.

CRDC - NUMBER AND PERCENT ENROLLED IN PRESCHOOL	
School	0 0.0%
District	0 0.0%
State	78,272 3.9%

CRDC - ADVANCED PLACEMENT COURSE WORK							
		ADVANCED PLACEMENT (AP) COURSE WORK		INTERNATIONAL BACCALAUREATE (IB) COURSE WORK		DUAL CREDIT COURSE WORK	
		Number	Percent	Number	Percent	Number	Percent
All	School	382	48.5%	36	4.6%	252	32.0%
	District	757	18.1%	36	0.9%	299	7.1%
	State	143,753	7.2%	5,004	0.3%	65,736	3.3%

14. Consent Agenda

- A. PSAT 8/9 Testing for Grade 8 Students, 2020-2021 - **Action Item**

Action Item

Subject:

PSAT8/9 Testing for Grade 8 Students, 2020-2021

Background:

Proviso has used standardized achievement testing to determine course placement levels for Grade 8 students for a number of years and as part of the D209 admissions process for the selective enrollment academies in Proviso, now including Proviso East Math and Science Academy, Proviso West Math and Science Academy, and Proviso Math and Science Academy.

Administration's Analysis:

The Board of Education previously approved a vendor for 8th grade testing in October 2020. However, due to implementation issues with this testing platform during Proviso East and Proviso West practice SAT testing, the district has decided to work with Academic Tutoring for the 8th grade testing. This vendor provided a smoother experience for the MSA academies during SAT practice testing in October.

The proposed SY21 contract with Academic Tutoring for Grade 8 student testing is \$20,735.

Statute, Administrative Policy or Board Rules Statement:

Board Policy 6:340 Student Testing and Assessment Program states that the district should provide information for determining individual student achievement and instructional needs; curriculum and instruction effectiveness; and school performance measured against District student learning objectives and statewide norms.

The Illinois School Code (105 ILCS 5/10-20.21) and Board Policy 4:60 Purchases and Contracts require that all contracts for supplies, materials, or work involving expenditure in excess of \$25,000 shall be made in accordance with State law bidding procedure, unless specifically exempted. Contracts will be awarded by the Board of Education at an official meeting.

Implementation or Assessment Plan:

The PSAT test will be administered to foundation school students November 13 – December 5, 2020.

Administration's Recommendation:

That the Board of Education of Proviso Township High Schools District 209 accept the Superintendent's recommendation to approve the contract with Academic Tutoring in an amount not to exceed \$25,735.00

**PROFESSIONAL SERVICES AGREEMENT FOR TEST
PREPARATION MATERIALS AND SERVICES AT
Proviso Township High Schools District 209**

THIS AGREEMENT (this “Agreement”) is made and entered into as of the 4th day of November, 2020, by and between **Academic Tutoring Centers**, an Illinois corporation (“Academic Tutoring”) represented by Yuval Trachtenberg, Vice President of School Partnerships, and the **Proviso Township High Schools District 209** (“PTHSD”), an Illinois school district.

WITNESSETH:

WHEREAS, this Agreement summarizes discussions with various PTHSD representatives concerning PSAT 8/9 Practice Testing Data Reports at Proviso Township High School District (“PTHSD”).

WHEREAS, 8th grade students from PTHSD feeder schools will receive a digital/online full-length practice PSAT 8/9 test that is scored by Academic Tutoring:

- 1) 8th grade students will test digitally/online in fall (November/December of 2020; dates to be determined by school after contract approval; sufficient lead time to creating the testing environment must be given once contract is approved)

WHEREAS, Academic Tutoring works with school districts throughout the nation to provide test preparation services, programs, and products that help maximize SAT scores; and

WHEREAS, PTHSD has determined that the services, programs, and products provided by **VENDOR** will assist in its mission to raise the academic achievement of its students at PTHSD; and

WHEREAS, Academic Tutoring and PTHSD desire to develop and implement SAT Practice Tests and Data Reports to help prepare students for College and Career Readiness; and

WHEREAS, Academic Tutoring and PTHSD desire to have more students successfully enter high school, the colleges of their choice, and receive scholarships; and

NOW, THEREFORE, in consideration of the premises and the mutual covenants and agreements herein set forth, the mutual receipt and sufficiency of which are hereby acknowledged, Academic Tutoring and PTHSD do hereby agree as follows:

ARTICLE I

Term

- 1.1 Term.** The term of this Agreement (the “Term”) shall commence on November 1st, 2020 and expire on July 31st, 2021 unless terminated earlier in accordance with the provisions of Section 8.2 below.
- 1.2 Extension of the Term.** The Term may be extended by mutual agreement of the parties. If either party hereto desires to extend the Term, such party shall provide the other party with written notice thereof on or before July 31st, 2021.

ARTICLE II

Independent Contractor Relationship

- 2.1 Independent Contractor.** Academic Tutoring shall provide the services, programs, and products under this Agreement as an independent contractor of the PTHSD.
- 2.2 No Partnership.** Nothing in this Agreement shall be construed as creating a single enterprise, partnership, joint venture, or employer-employee relationship between Academic Tutoring and PTHSD. Academic Tutoring is not and shall not represent itself as PTHSD’s agent or representative, or as having an employee status. It is understood and agreed that any and all employees of Academic Tutoring, including but not limited to its Academic Tutoring Program Manager are solely under the control and supervision of Academic Tutoring and that Academic Tutoring has provided all of the training and materials utilized by its employees.

ARTICLE III

Scope of Services

- 3.1 Services.** Attached hereto and incorporated herein, Academic Tutoring shall provide to PTHSD the following programs, products, and services (the “PSAT 8/9 SUCCESS Assessment Program”) to support student achievement at PTHSD:

<u>Program or Service:</u>	<u>Year</u>	<u># of Participants</u>	<u>Date</u>
PTHSD PSAT 8/9 SUCCESS Digital/ Online Testing & Data Reports (Test #1)	2020	1,300 (8th Grade)	TBD

a) **Academic Tutoring Program Manager.** An Academic Tutoring Program Manager will be the primary conduit for the delivery and support of Academic Tutoring services and materials. The Academic Tutoring Program Manager's duties shall include:

- (i) Coordinating the delivery of Academic Tutoring digital logins, Proctoring Instructions, and uploading additional data reports.

b) **SERVICE description: Students and Teachers receive general info instantaneously after testing. Additional, more detailed data reports, will be uploaded within 3 to 7 business days following testing. All data will be shared digitally.**

ARTICLE IV

PTHSD Responsibilities

- 4.1 To support the Academic Tutoring Program, during the Term, PTHSD shall:
- a) Notify PTHSD Feeder Schools of the agreed upon testing date;
 - b) Ensure a reasonable time (minimum 3 weeks) from contract approval and purchase order to gather all student info from the school and share with Academic Tutoring to put everything together for the program.
 - c) Ensure student info is uploaded correctly in order to create login accounts.
 - d) Schools should test student accounts to ensure there are no issues.

ARTICLE V

Financial

- 5.1 **Fee.** In exchange for the provision of services, programs and products as described in Article III of this Agreement, the total fees shall be paid as per Quote 1931;

PTHSD 8th Grade Feeder

PSAT 8/9 SUCCESS Digital Testing &
Data Reports Program (Quote 1931)

\$20, 735.00

Total for PTHSD:

\$20, 735.00

- 5.2 **Shipping Charges.** Not applicable since all testing and reporting will be digital.

5.3 **Payment Schedule.**

(a) The Fee shall not collect interest except as provided for by Section 5.4 as pertains to late fees.

(b) Notwithstanding Section 5.1 above, the Fee for the 2020-2021 academic year shall be received no later than December 4th, 2020.

- 5.4 **Late Payment.** Pursuant to the Local Government Prompt Payment Act (50ILCS 505/1, et seq.), all payments not received within thirty (30) days after receipt of invoice or within the time frame set forth in the Local Government Prompt Payment

Act, whichever is later, shall bear an interest penalty of one percent (1%) of all unpaid amounts per month until final payment is made.

ARTICLE VI

Grant of License to Use Proprietary and Confidential Information

- 6.1 Proprietary and Confidential Information.** PTHSD acknowledges and agrees that Academic Tutoring is the owner of copyrights and other proprietary rights in and to the Academic Tutoring Materials, including without limitation the instructional materials, training materials, curriculum and lesson plans contained therein and any other materials provided to PTHSD hereunder, whether developed by Academic Tutoring or any of its employees, agents, or subcontractors, and all additions, supplements, or modifications to such. PTHSD shall take all measures reasonably necessary to ensure that no PTHSD employees, agents, or contractors disclose copy, transmit, modify, alter, or utilize the Academic Tutoring Materials other than as expressly permitted herein.
- 6.2 Grant of License.** Academic Tutoring hereby grants to PTHSD a nonexclusive license for the students and teachers in the applicable Classes at PTHSD to use, during the Term, all Academic Tutoring Data Materials. PTHSD is expressly prohibited from selling, donating, giving, or otherwise making available any of the Academic Tutoring Materials to any person who is not then a student or teacher in an applicable Classes at PTHSD. Any such prohibited action may result in an immediate revocation of the license, at the discretion of Academic Tutoring. Nothing contained herein shall be construed to prevent a teacher from using lesson plans or other instructional material that he or she has developed for his or her own use, either within or outside PTHSD, provided that such materials do not incorporate any Academic Tutoring proprietary materials or violate the intellectual property rights of third parties. Further, nothing contained herein shall be construed in a manner that would cause PTHSD to act or fail to act in a manner that would cause PTHSD to be in violation of any open records or similar law. Nothing contained herein shall preclude PTHSD from developing instructional materials, training manuals, curriculum, lesson plans, and any other materials, similar to the Academic Tutoring Materials (“Alternative Materials”), provided however that (i) PTHSD shall not have used any of Academic Tutoring’s confidential information or proprietary information in the development of any such Alternative Materials, and (ii) PTHSD covenants and agrees that throughout the Term it shall not sell, license, give or otherwise make available any of the Alternative Materials to any third party.

ARTICLE VII

Representations

- 7.1 Representations of PTHSD**
- a) PTHSD represents and warrants that it has the authority under state law to execute, deliver, and perform this Agreement, to incur the obligations provided for under this Agreement, and to contract with Academic Tutoring, for Academic Tutoring, to provide the services set forth in this agreement.

b) PTHSD represents and warrants that the information it has furnished to Academic Tutoring concerning PTHSD student enrollment is accurate and the latest information available at the time of the execution of this agreement.

c) PTHSD represents and warrants that this Agreement constitutes a legal, valid, and binding obligation of PTHSD enforceable in accordance with its terms.

7.2 Representation of VENDOR

a) Academic Tutoring represents and warrants that it is a corporation duly organized and existing under the laws of the State of Illinois and is duly authorized and qualified to do business in the State of Illinois, with lawful power and authority to enter into this Agreement, acting by and through its duly authorized officers. Academic Tutoring possesses full power and authority to enter into this Agreement and to fulfill its obligations hereunder, and is financially and technically competent to perform its obligations hereunder. Academic Tutoring's performance of its obligations hereunder shall not breach Academic Tutoring's charter or by law or any separate agreement by which Academic Tutoring is bound.

b) Academic Tutoring represents and warrants that this Agreement constitutes a legal, valid, and binding obligation of Academic Tutoring enforceable in accordance with its terms.

c) It is possible that Academic Tutoring, its agents and/or employees may come into contact with confidential information while performing services for PTHSD. It is understood and agreed that Academic Tutoring, its agents and/or employees shall hold confidential any and all confidential information which they obtain as a result of performing services under this Agreement and shall not disclose or use said confidential information without the express prior written consent of Academic Tutoring and in conformity with any and all applicable laws including, but not limited to, the Illinois School Student Records Act and the Family Educational Rights and Privacy Act. Upon termination of this Agreement, Academic Tutoring agrees to return any and all confidential information or other PTHSD-owned property, documentation or records to PTHSD within fourteen (14) days.

d) Academic Tutoring warrants and agrees that each employee of it or any subcontractor employees or agents who will be placed at any school of PTHSD has completed a criminal background check which complies with Section 10-21.9 of the Illinois School Code within 3 months prior to the employee's placement at the school at Academic Tutoring's sole cost and that no employees or agents of Academic Tutoring or any of its subcontractors will be placed at any school whom have any convictions set forth in Section 21B-80 of the Illinois School Code. PTHSD may request copies of the criminal background checks which shall be provided in a prompt manner.

ARTICLE VIII

Expiration and Termination

8.1 Expiration. The Term shall expire on July 31st, 2021 unless the parties hereto have entered into a written instrument extending the Term.

8.2 Termination. If either party materially breaches any of the provisions of the Agreement, and such breach is not cured within sixty (60) days of receipt of written notice of the breach from the other party, then the non-breaching party shall have the right to terminate the Agreement effective immediately upon delivery to the breaching party of written notice thereof. For purposes of this Section 8.2, failure

by PTHSD to pay any fees in accordance with Article 5 shall be considered a material breach.

- 8.3 Post-Termination and Post-Expiration.** Except as provided herein, in the event of termination or expiration of the Term, PTHSD's right to use the Academic Tutoring Materials or Academic Tutoring's confidential and proprietary methods included in the Academic Tutoring Program shall cease. If the Term is terminated because of material breach, then 1) if PTHSD is the breaching party, it shall promptly pay Academic Tutoring any amounts then due but unpaid, and it shall promptly pay Academic Tutoring for all services and materials delivered prior to the date of termination in accordance with the Academic Tutoring's published prices at the date of termination and it shall promptly forfeit all discounts and incentives, and Academic Tutoring shall be entitled to keep all payments previously received by it from PTHSD, or 2) if Academic Tutoring is the breaching party, it shall refund to PTHSD any amounts received by Academic Tutoring from PTHSD which are attributable to the unused assessment services or of undelivered instruction.
- 8.4 Effect of Expiration or Termination.** Immediately upon the expiration or termination of the Term, neither party hereto shall have any right to use any intellectual property of the other party not fully paid for hereto.

ARTICLE IX

Disclaimers and Liability Limitations

- 9.1 DISCLAIMER OF WARRANTIES.** ACADEMIC TUTORING DOES NOT MAKE ANY REPRESENTATION OR WARRANTY WHATSOEVER EXCEPT AS EXPRESSLY PROVIDED IN THIS AGREEMENT. WITHOUT LIMITING THE GENERALITY OF THE FOREGOING, ACADEMIC TUTORING DOES NOT MAKE ANY REPRESENTATION OR WARRANTY AS TO ANY PARTICULAR RESULTS TO BE OBTAINED BY PTHSD, THE SCHOOL OR ITS TEACHERS OR STUDENTS, AND HEREBY DISCLAIMS ALL WARRANTIES OF MERCHANTABILITY AND FITNESS FOR ANY PARTICULAR PURPOSE.
- 9.2 INDEMNIFICATION.** TO THE FULLEST EXTENT PERMITTED BY LAW, ACADEMIC TUTORING AGREES TO AND SHALL INDEMNIFY, HOLD HARMLESS AND DEFEND PTHSD, ITS BOARD MEMBERS, OFFICIALS, OFFICERS, EMPLOYEES, VOLUNTEERS, ATTORNEYS, AGENTS, INDEPENDENT CONTRACTORS, INSURERS, SUCCESSORS, PREDECESSORS AND ANY OTHER PARTY IN ANY WAY RELATED TO PTHSD, FROM AND AGAINST ANY AND ALL CLAIMS, LOSSES, DEMANDS, LIABILITIES, PENALTIES, LIENS, ENCUMBRANCES, OBLIGATIONS, CAUSES OF ACTION, COSTS AND EXPENSES (INCLUDING REASONABLE ATTORNEYS' FEES AND COURT COSTS), SUITS AND DAMAGES (WHETHER ACTUAL OR PUNITIVE) WHETHER KNOWN OR UNKNOWN, SUSPECTED OR UNSUSPECTED, CONTINGENT OR ACTUAL, LIQUIDATED OR UNLIQUIDATED, ARISING OUT OF OR IN ANY WAY CONNECTED WITH OR ARISING FROM THE SERVICES CONTEMPLATED BY THIS AGREEMENT INCLUDING, WITHOUT

LIMITATION, THE INTERACTION OF VENDOR OR ANY OF ITS EMPLOYEES OR AGENTS, INCLUDING WITHOUT LIMITATION, THE INSTRUCTORS HIRED PURSUANT TO THIS AGREEMENT, WITH ANY PTHSD STUDENT OR PARENT AND/OR ACADEMIC TUTORING'S USE OF PTHSD FACILITIES, EQUIPMENT OR PROPERTY. THE OBLIGATIONS SET FORTH IN THIS PARAGRAPH SHALL SURVIVE THE TERMINATION OF THIS AGREEMENT FOR A PERIOD OF TWO (2) YEARS FROM THE EFFECTIVE DATE OF TERMINATION.

9.3 INSURANCE. Academic Tutoring shall purchase and/or maintain from and maintain from a company or companies lawfully authorized to do business in Illinois such insurance as will protect Academic Tutoring from claims set forth below which may arise out of or result from Academic Tutoring's operations and completed operations under this Agreement and for which Academic Tutoring may be legally liable, whether such operations be by Academic Tutoring or by anyone directly or indirectly employed by it, or by anyone for whose acts any of them may be liable:

- a. Claims under workers' compensation, disability benefit and other similar employee benefit acts that are applicable to any persons providing services to Contractor;
 - b. Claims for damages because of bodily injury, occupational sickness or disease, or death of Contractor's employees;
 - c. Claims for damages because of bodily injury, sickness or disease, or death of any person other than the Contractor's employees;
 - d. Claims for damages insured by usual personal injury liability coverage;
 - e. Claims for damages because of injury to or destruction of tangible property, including loss of use resulting therefrom;
 - f. Claims for damages because of bodily injury, death of a person or property damage arising out of ownership, maintenance or use of a motor vehicle.
1. Limits of Insurance – PTHSD shall be named as an additional insured on any insurance policy required under this Agreement. The Insurance requirements set forth herein shall be in the below-stated amounts:

a. Commercial General Liability

General Aggregate -	\$1,000,000
Products-Comp/Ops Aggregate -	\$1,000,000
Personal & Advertising Injury -	\$1,000,000
Each Occurrence -	\$1,000,000
Fire Damage (any one fire) -	\$50,000
Medical Expenses (any one person)	\$10,000

b. Workers Compensation Insurance

Employer's Liability Limits

Each Accident -	\$500,000
Disease – Policy Limit -	\$500,000
Disease – Each Employee -	\$500,000

ARTICLE X

Miscellaneous

- 10.1 Force Majeure.** Neither party shall be liable if its performance of its obligations hereunder is prevented, delayed, hindered or otherwise made impracticable or impossible, in whole or in part, by reason of any strike, flood, riot, fire, explosion, war, act of God, sabotage, accident or any other casualty or cause beyond such party's control, and which cannot be overcome by reasonable diligence and without unusual expense, provided, that such party gives the other party written notice thereof within ten (10) working days of any such event or occurrence.
- 10.2 No Third Party Beneficiary Rights.** No student, teacher, parent or other third party may enforce or rely upon any obligation of, the exercise of, or failure to exercise any right of PTHSD or Academic Tutoring in this Agreement. This Agreement is not intended to create any rights of a third party beneficiary.
- 10.3 Entire Agreement.** This Agreement is the full and complete agreement between the parties with respect to the subject matter hereof. All prior representations, understandings, and agreements are merged herein and are superseded by this Agreement.
- 10.4 Construction and Enforcement.** This Agreement shall be construed and enforced in accordance with the laws of the State of Illinois. All suits, actions, claims, and causes of action relating to the construction, validity and enforcement of this Agreement shall be brought in the state courts of Cook County.
- 10.5 Amendments.** This Agreement may be altered, amended, changed, or modified only by agreement in writing executed by Academic Tutoring and a property authorized representative of PTHSD.
- 10.6 Section Headings.** The section headings shall not be treated as part of this Agreement or as affecting the true meaning of the provisions hereof. The reference to section numbers herein shall be deemed to refer to the numbers preceding each section.
- 10.7 Invalidity of Provisions of this Agreement.** If, for any reason, any provision hereof shall be determined to be invalid or unenforceable, the validity and effect of the other provisions hereof shall not be affected thereby.
- 10.8 Assignment.** This Agreement shall not be assigned by either party without the prior written consent of the other party, provided that Academic Tutoring may assign this Agreement to a successor entity that acquires through a corporate reorganization substantially all of Academic Tutoring assets and liabilities, but this shall not relieve Academic Tutoring from any liability under this Agreement. Agreement will be binding upon the parties hereto, their heirs, successors, permitted assigns, and personal representatives.
- 10.9 No Waiver.** No waiver of any provision of this Agreement shall constitute a waiver of any other provision. Nor shall such waiver constitute a continuing waiver unless otherwise expressly stated.

10.10 Survival. All representatives, warranties, and indemnities made herein shall survive termination of the Term.

10.11 Severability. In the event any provision of this Agreement (or portion thereof) is determined by a court of competent jurisdiction to be invalid, illegal, or otherwise unenforceable, such provision shall be deemed to have been deleted from this Agreement, while the remainder of this Agreement shall remain in full force and effect according to its terms.

10.12 Notices. All notices required or permitted by this agreement shall be in writing and shall be either personally delivered, or sent by nationally-recognized overnight courier, facsimile, or by registered U.S. Mail, postage pre-paid, addressed as set forth below (except that a party may from time to time give notice changing the address for this purpose). A notice shall be effective on the date personally delivered, on the date delivered by a nationally-recognized courier, on the date set forth on the receipt of a telecopy or facsimile, upon the earlier of the date set forth on the receipt of registered or certified mail, or on the fifth day after mailing.

To PTHSD at:

Dr. Greta Mitchell-Williams
Director of Assessment, Evaluation, & Research
Proviso Township High School District 209
8601 West Roosevelt Road
Forest Park, IL 60130

To Academic Tutoring at:

Yuval Trachtenberg
Vice President of School Partnerships
Academic Tutoring
120 Main Street, Suite 202
Park Ridge, IL 60068

Invoices sent to:

PTHS c/o Accounts Payable
8601 West Roosevelt Road
Forest Park, IL 60130

10.13 Recitals. The statements set forth in the recitals to this Agreement are true and correct and are incorporated herein as if set forth in full.

10.14 Counterparts. This Agreement may be executed in counterpart originals, each of which shall be deemed to be an original with the same effect as if the signatures were on the same instrument. A signature affixed to this Agreement and transmitted by facsimile shall have the same effect as an original signature.

10.15 Contract. This contract has been executed in the State of Illinois and shall be governed by the laws of the State of Illinois in each and every respect. Any and all claims arising against either party to this Agreement shall be brought in the Circuit Court of Cook County, Illinois and/or the United State District Court for the Northern District of Illinois – Eastern Division.

IN WITNESS WHEREOF, the parties hereto have executed this Agreement as of the day and year first above written.

IN WITNESS WHEREOF the parties have executed this Agreement:

By: PTHSD Board of Education

Academic Tutoring

Signature



Signature

Print

Jim Giovannini

Print

Signature

Print

Date: _____

11/04/2020

Attest: _____

Action Item

Subject: Graphing Calculator Purchase for Proviso West

Background:

Graphing calculators are needed for standardized testing (both state-testing and practice testing) and classroom instruction. Proviso West currently has 308 graphing calculators, which does not cover the current junior class. Students will have access to the calculators on designated standardized test days, as well as for classroom use.

Administration's Analysis:

Graphing calculators are needed to support academic growth in math on standardized tests and classroom instruction. Proviso West will use graphing calculators as a resource to increase math scores on the state standardized tests.

Statute, Administrative Policy or Board Rules Statement:

All contracts for supplies, materials, or work involving expenditures in excess of \$25,000 shall be made in accordance with the State law bidding procedure, unless specifically exempted, 105, ILCS 5/10-20.21.

Administration's Recommendation:

That the Board of Education of Proviso Township High Schools District 209 accepts the Superintendent's recommendation to approve the purchase of TI-84+ graphing calculators from EAI Education in the amount of \$50,747.00.



Division of Eric Armin Inc.
 118 Bauer Drive
 Oakland NJ 07436-7046
 Phone: (800) 770-8010
 Fax: (201) 891-5689
 www.EAEducation.com
 Info@EAEducation.com

Quote

QTE0102352

Date: 10/7/2020
 Entered By: Kathy
 Page: 1 of 1
 Vendor No.: 352380

Bill To
Proviso Twp High SD #209 Accounts Payable 8601 Roosevelt Rd Forest Park, IL 60130-2532

Ship To
Proviso West HS Quote for Heather Wickey/708-702-6373 4701 Harrison St hwickey@pths209.org Hillside, IL 60162-1616

Purchase Order No.	Customer No.	Salesperson ID	Shipping Method	Payment Terms
HEATHERWICKEY	10038146		UPS	Net 30 Days

Quantity	Item Number	Description	Unit Price	Disc	Ext Price
50	70852	Texas Instruments® TI-84 Plus EZ-Spot Graphing Calculator - Teacher Pack (10 Calculators)	\$1,014.94		\$50,747.00
	10000	SEE COMMENT BELOW: This item will be shipped by vendor.			
	10000	SEE COMMENT BELOW: Quote is valid for requested quantities only. Any revisions to quantities will result in a price adjustment. Select Co-Op bids are ineligible to be used in conjunction with this pricing.			
	10000	SEE COMMENT BELOW: This order should ship to a warehouse with a loading dock and pallet jack to avoid extra delivery fees. If inside delivery/lift gate is needed please indicate on the purchase order.			
	10000	SEE COMMENT BELOW: Must reference QTE0102352 on your purchase order to obtain special pricing with free shipping. Credit cards are not accepted as payment. Thank you.			

This quote is valid for 30 days. Thank you for your business.

Subtotal	\$50,747.00
Discount	\$0.00
Miscellaneous	\$0.00
Freight	\$0.00
Sales Tax	\$0.00
Total Sale	\$50,747.00



Your Cart

[continue shopping](#)

Order Summary [hide details](#)

FREE shipping on this order

Items (500)	\$59985.00
Coupons	-\$0.00
Subtotal	\$59985.00
Shipping	FREE
Order Total	\$59985.00

[\\$ Apply coupons](#)

Step 1 of 3

500 Items in cart

Checkout



Texas Instruments TI-84 Plus 10-Digit Graphing Calculator. Black



- Delivery (Delivered by Thursday, Oct 08)
- Pick up in store

- 500 +

\$59985.00

Includes Instant Savings (limit 1) -\$10.00

Offer available: Limit of 1 at promotional price.

Add Protection Plan with Asurion starting at \$29.99

Staples 2 Year Protection Plan \$100-\$199.99 [Details](#)

\$29.99

Staples 3 Year Protection Plan \$100-\$199.99 [Details](#)

\$49.99

You may also like

128



1-800-558-9595

Cart

TI-84 Plus Graphing Calculator

Item Total: **\$64,975.00**

Price: **\$129.95**

Product Number: **NA10406** Qty: **500**

Cart Total

Subtotal:

\$64,975.00

Total:

\$64,975.00

If you have any questions, please contact our customer care representatives:
Call 1.800.558.9595 or email info@enasco.com.

Action Item

Subject: ECRA Learning Partner Contract

Background:

Proviso East has worked with an Illinois State Board of Education (ISBE) approved learning partner since SY19. Due to its ESSA designation, work with an approved learning partner was required by ISBE and completely funded through the Title 1003a grant. American Institutes for Research (AIR) served as learning partner for the past two years. They helped to develop the work plan and supported the work of the School's Improvement Plan.

For SY21, the ECRA Group has been identified as the learning partner to help achieve the school's current goals. ECRA Group is a research and analytics consulting firm that helps educational leaders improve student outcomes by adopting more evidence-based practices. They have worked with over with over 1,000 school systems nationally.

Administration's Analysis:

Proviso East has established processes that support school improvement with its work with AIR. This year, it will build upon that work and focus heavily on growth of individual students. ECRA has been identified as the best learning partner to support this work. In particular, ECRA will provide a school improvement application that will help to identify student needs, monitor individual growth and make evidence-based decisions about programs, interventions, and other improvement initiatives. In addition, the Personalized Learner Platform (PLP) will to allow the district to illustrate the multiple measures of success of the whole child. This is a unique platform that provides the ability to develop "on-track" or readiness indicators with multiple components such as the college and career indicator or advanced placement.

Funding to cover the full cost of ECRA's services will come from the Title 1, School Improvement 1003a grant. Proviso East received these additional funds specifically to aid in its school improvement work.

Statute, Administrative Policy or Board Rules Statement:

All contracts for supplies, materials, or work involving expenditures in excess of \$25,000 shall be made in accordance with the State law bidding procedure, unless specifically exempted, 105, ILCS 5/10-20.21.

Implementation or Assessment Plan:

See the attached contract.

Administration's Recommendation:

That the Board of Education of Proviso Township High Schools District 209 accepts the Superintendent's recommendation to approve the contract with ECRA Group in the amount of \$54,600 to support the school improvement work of Proviso East High School.



IL-EMPOWER LEARNING PARTNER LETTER OF AGREEMENT

This Professional Services Agreement (the “Agreement”) is entered into between ECRA Group, Inc. (“ECRA”), an ISBE-approved IL-Empower Learning Partner, headquartered in Schaumburg, Illinois, and Proviso Township High Schools District 209 (the “District”), located in Forest Park, Illinois (each a “Party” and collectively, the “Parties”). Whereas the District wishes to engage ECRA as an IL-Empower Learning partner, and whereas ECRA wishes to support the District with data analysis related to its school improvement process, the Parties agree as follows.

1. ECRA Responsibilities

ECRA shall provide all technology, software, materials and staff needed as part of this Agreement.

2. District Responsibilities

The District shall furnish to ECRA in a prompt manner all such data, documents, information, materials, decisions, or approvals of the District as ECRA shall reasonably request to deliver professional services covered under this Agreement. The District is responsible for confirming the accuracy of the data provided to ECRA.

3. Scope of Services

ECRA shall provide annual consulting, data analysis, reporting, and professional development services to support a comprehensive approach to school improvement. ECRA will:

- a. Develop assessment projection models to support student identification and goal setting. (70 hours)
- b. Evaluate and document the impact that school improvement efforts have had on student growth via effect sizes. (28 hours)
- c. Generate student growth reports and post results to the ECRIS Platform to facilitate data analysis, professional development, and examination of equitable impact of school improvement efforts. (28 hours)
- d. Develop learner profiles to address and continuously monitor the needs of the whole child. (70 hours)
- e. Preparation and delivery of onsite or virtual professional development/consulting sessions as well as ISBE quarterly progress monitoring meetings. (84 hours)
 - i. Three (3) onsite or virtual professional development/consulting sessions (12 hours per session includes back-office preparation time, for a total of 36 hours).
 - ii. Four (4) ISBE meetings (onsite or virtual) preparation, attendance, and reporting for IL-Empower quarterly progress monitoring (12 hours per meeting, for a total of 48 hours).

4. Fees

- a. The District will pay to ECRA \$195 per hour per consultant for Services defined in Section 3. The District agrees to engage ECRA for a minimum of 280 hours annually for a total minimum fee of \$54,600. Additional services beyond the minimum shall be agreed to in writing by the Parties and will be billed at the rate of \$195 per hour per person.

5. Invoicing

ECRA will invoice the District the minimum annual Services fee of \$54,600 contained in section 4 of this Agreement in full upon signing of this agreement. For subsequent school years ECRA will invoice the District the minimum fee each July 1 that this Agreement is in effect.

6. Business Relationship

- a. The District and ECRA agree that ECRA does not have the status of employee, shall not be entitled to any employee fringe benefits, and shall function as an independent contractor.
- b. The District agrees that any and all intellectual property and technology designed, made, or conceived by ECRA (solely or jointly with others) arising from ECRA's work for the District, is the sole property of ECRA, without royalty or other consideration to the District and shall survive this Agreement.
- c. The District understands that it is unlawful for it to either disclose to any person outside of the District's employment or make any unauthorized use of ECRA trade secrets or confidential information unless it can be shown that such information has become public knowledge through no act of the District.

7. Term and Termination

This Agreement is effective upon signing by the District. The term of this Agreement is for one school year, beginning July 1st and ending June 30th. This Agreement shall automatically renew for a successive one-year term unless written notice of termination is provided to ECRA on or before May 1st of a given school year to terminate services on June 30th of said school year. Should the District fail to provide written notice of termination to ECRA on or before May 1st of a given school year, the District is obligated to renew this Agreement for the subsequent school year.

8. Use and Receipt of Student Data

- a. With respect to any data that could be considered "education records" as defined under the Family Educational Rights and Privacy Act (FERPA), ECRA acknowledges that for the purposes of this Agreement it will be designated as a "school official" with "legitimate educational interests" in the education records, as those terms have been defined under FERPA and its implementing regulations and ECRA agrees to abide by the FERPA limitations and requirements imposed on school officials.
- b. ECRA and the District recognize that in the course of working together, ECRA will be provided with access to individually identifiable student information, including personally identifiable information. ECRA will comply with all applicable laws and/or regulations, including FERPA with respect to privacy and data security relative to information and data about students and their parents.
- c. ECRA will not share individually identifiable student information to any third party without prior written consent of the District, except as required by law.

d. ECRA will not access individually identifiable student information for any commercial purpose and specifically not for the purpose of advertising or marketing to students and their parents.

9. Applicable Law

This Agreement will be governed by and construed in accordance with the laws of the State of Illinois. Any judicial proceeding brought by or against either party with respect to this Agreement must be brought in a state or federal court of competent jurisdiction located within the State of Illinois.

10. Entire Agreement

This Agreement sets forth the entire Agreement between the Parties. No alteration, amendment, change, addition, deletion or modification to this Agreement will be binding upon the Parties unless reduced to writing and duly authorized and signed by each of them.

ECRA Group, Inc.:

Proviso Township High Schools District 209:

Signature

Signature

Printed Name

Printed Name

Title

Title

Date

Date

Action Item

Subject: 2020 Tax Levy

Background:

Proviso Township High School District 209 (PTHS 209), like any local governments in Illinois governed by the Property Tax Extension Limitation Law is limited in the amount it can increase from one year to the next by the Consumer Price Index for all Urban goods (CPI-U) and whatever new property comes on the property rolls. The CPI-U that will be used for the 2020 levy collected in 2021 is 2.30%. Because the amount of new property is not yet known (but estimated for this purpose at \$8,500,000) at the time of making the annual levy request, PTELL districts including PTHS 209, typically request considerably more than the CPI factor (this year 4.60%) to assure that the district captures all the new property growth taxes permissible. Once the Cook County Clerk calculates the property tax extension next Spring, including the then-known factor for new property, the district will receive the appropriate actual property tax revenues.

Administration's Analysis:

Attached is the Estimated Levy presentation, which shows the 2019 extension and estimated 2020 levy amounts. The estimated levy is 4.60% over last year's tax extension, with most of the increases levied in the education, operations and maintenance and special education funds. (Last year's estimated levy reflected a 4.27% increase.)

Below are the tables of the current 2019 tax levy, extensions, and rates, as well as the comparison of 2019 Extension to the anticipated 2020 proposed Levy:

2019 Tax Levy and Extension

Fund	2019 Levy	2019 Extension	Tax Rate
IMRF	540,000	529,906	0.0220
Social Security	1,750,000	1,717,377	0.0713
TORT	10,000	9,634	0.0004
Transportation	2,406,119	2,362,899	0.0981
Education	49,000,000	48,110,654	1.9974
Operations and Maintenance	9,900,000	9,718,959	0.4035
Working Cash	10,000	9,634	0.0004
Health Life Safety	400,000	392,612	0.0163
Special Education Lease Levy			
Total	64,016,119	62,851,675	2.610

Proposed 2020 Levy compared to the 2019 Tax Extension

Fund	2019 Extension	Proposed 2020 Levy	Change	% Change
IMRF	529,906	550,000	20,094	3.79%
Social Security	1,717,377	1,780,000	62,623	3.65%
TORT	9,634	250,000	240,366	2495%
Transportation	2,362,899	2,450,000	87,101	3.69%
Education	48,110,654	50,200,000	2,089,346	4.34%
Operations and Maintenance	9,718,959	10,100,000	381,041	3.92%
Working Cash	9,634	10,000	366	3.80%
Health Life Safety	392,612	405,000	12,388	3.16%
Special Education Lease Levy				
Total	62,851,675	65,745,000	2,893,325	4.60%

Statute, Administrative Policy or Board Rules Statement:

A school district must publish a Truth in Taxation Notice if the amount will exceed 105% of the previous year extension. Based on the information above, the Truth in Taxation Notice is not necessary. If the District chooses to publish the notice, it should be published not less than 7 days but not more than 14 days before the hearing date. In addition, the Truth in Taxation Law requires that all taxing districts in Cook County determine the estimated amounts of taxes necessary to be levied for the year not less than 20 days prior to the official adoption of the aggregate tax levy of the district.

Pursuant to the legal compliance dates, the levy timeline for 2020 will be as follows:

- November 10, 2020 Adopt Estimated Levy and Authorization to Publish Notice of Truth in Taxation Hearing (if needed).

- December 8, 2020 Hold Public Truth in Taxation Hearing (if needed) and Adopt Final Levy.

Budget and Funding:

The FY2021 budget makes certain assumptions regarding the adoption of the 2020 Levy and the amounts which are thereby extended by the county.

Administration's Recommendation:

That the Board of Education of Proviso Township High Schools District 209 accepts the Superintendent's recommendation to approve the 2020 Estimated Levy in the amount of \$65,745,000, a 4.60% increase over the 2019 tax extension, and that the Board of Education authorize, if needed, the publication of the Notice of Truth in Taxation hearing to be held on December 8, 2020 at 7:30 p.m.

ILLINOIS STATE BOARD OF EDUCATION

School Business and Support Services Division
217/785-8779

Original:
Amended:

CERTIFICATE OF TAX LEVY

A copy of this Certificate of Tax Levy shall be filed with the County Clerk of each county in which the school district is located on or before the last Tuesday of December.

District Name Proviso Township High Schools District 209	District Number 06-016-2090-17	County Cook
-------------------------------------------------------------	-----------------------------------	----------------

Amount of Levy

Educational	\$ 50,200,000	Fire Prevention & Safety *	\$ 405,000
Operations & Maintenance	\$ 10,100,000	Tort Immunity	\$ 250,000
Transportation	\$ 2,450,000	Special Education	\$ 0
Working Cash	\$ 10,000	Leasing	\$ 0
Municipal Retirement	\$ 550,000		\$ 0
Social Security	\$ 1,780,000	Other	\$ 0
		Total Levy	\$ 65,745,000

* Includes Fire Prevention, Safety, Energy Conservation, Disabled Accessibility, School Security, and Specified Repair Purposes.

See explanation on reverse side.

Note: Any district proposing to adopt a levy must comply with the provisions set forth in the Truth in Taxation Law.

We hereby certify that we require:

the sum of 50,200,000 dollars to be levied as a special tax for educational purposes; and
 the sum of 10,100,000 dollars to be levied as a special tax for operations and maintenance purposes; and
 the sum of 2,450,000 dollars to be levied as a special tax for transportation purposes; and
 the sum of 10,000 dollars to be levied as a special tax for a working cash fund; and
 the sum of 550,000 dollars to be levied as a special tax for municipal retirement purposes; and
 the sum of 1,780,000 dollars to be levied as a special tax for social security purposes; and
 the sum of 405,000 dollars to be levied as a special tax for fire prevention, safety, energy conservation, disabled accessibility, school security and specified repair purposes; and
 the sum of 250,000 dollars to be levied as a special tax for tort immunity purposes; and
 the sum of 0 dollars to be levied as a special tax for special education purposes; and
 the sum of 0 dollars to be levied as a special tax for leasing of educational facilities or computer technology or both, and temporary relocation expense purposes; and
 the sum of 0 dollars to be levied as a special tax for _____; and
 the sum of 0 dollars to be levied as a special tax for _____
 on the taxable property of our school district for the year 2020

Signed this _____ day of _____, 2020. _____
(President)

(Clerk or Secretary of the School Board of Said School District)

When any school is authorized to issue bonds, the school board shall file a certified copy of the resolution in the office of the county clerk of each county in which the district is situated to provide for the issuance of the bonds and to levy a tax to pay for them. The county clerk shall extend the tax for bonds and interest as set forth in the certified copy of the resolution, each year during the life of the bond issue. Therefore to avoid a possible duplication of tax levies, the school board should not include a levy for bonds and interest in the district's annual tax levy.

Number of bond issues of said school district that have not been paid in full 6.

(Detach and Return to School District)

This is to certify that the Certificate of Tax Levy for School District No. 06-016-2090-17, Cook County, Illinois, on the equalized assessed value of all taxable property of said school district for the year 2020 was filed in the office of the County Clerk of this County on _____, 2020.

In addition to an extension of taxes authorized by levies made by the Board of Education (Directors), an additional extension(s) will be made, as authorized by resolution(s) on file in this office, to provide funds to retire bonds and pay interest thereon.

The total levy, as provided in the original resolution(s), for said purposes for the year 2020, is \$ _____.

(Signature of County Clerk)

(Date)

(County)

Action Item

Subject: Bill List

Rationale: (see attached)

Recommendation:

That the Board of Education of Proviso Township High Schools, District 209, approves the Superintendent's recommendation to release payment for bills as presented.

BILL LIST DATED 11/10/2020

November 10, 2020

Proviso Township High School District 209

Voucher Detail Listing

Voucher Batch Number: 1141 11/10/2020

Fiscal Year: 2020-2021

Vendor Remit Name Description	Vendor #	QTY	PO No.	Invoice Invoice Date	Account	Amount
Acacia Academy						
Check Group:						
August Tuton- K.H.		1	211271	42680 8/31/2020	10.5.4120.670.0000.001.0394.0000 Tuition	\$458.67
August Tuton- IC		1	211271	42681 8/31/2020	10.5.4120.670.0000.001.0394.0000 Tuition	\$458.67
August Tuton-R.R.		1	211271	42682 8/31/2020	10.5.4120.670.0000.001.0394.0000 Tuition	\$458.67
Check #: 0						
PO/InvoiceTotal:						<u>\$1,376.01</u>
Vendor Total:						<u>\$1,376.01</u>
ACADEMIC APPROACH 366618						
Check Group:						
A-SCHOOLS P/S:SI Assessment 2020/2021 School Year SAT Practice Assessments		1	211167	67443 9/15/2020	10.5.2230.390.0000.001.0008.0000 Other Purchased Services	\$64,980.00
Check #: 0						
PO/InvoiceTotal:						<u>\$64,980.00</u>
Check Group:						
A-SCHOOLS P/S:SI Assessment PTHS D209 PSAT Practice Assessments		1	211296	67461 10/16/2020	10.5.2230.390.0000.001.0008.0000 Other Purchased Services	\$13,050.00 VOID
Check #: 0						
PO/InvoiceTotal:						\$13,050.00 VOID
Vendor Total:						\$78,030.00
ACADEMIC TUTORING CENTER 366594						
Check Group:						
SAT SUCCESS Fall Test (Online Version): PMSA - 878 Students; PEMSA - 82 Students; PWMSA - 80 Students		1040	211168	1523 9/15/2020	10.5.2230.411.0000.001.0008.0000 Educational Supplies	\$16,980.00

80 JUT ~~\$13,050.00~~ VOID
80 JUT ~~\$13,050.00~~ VOID
80 JUT ~~\$78,030.00~~
80 JUT \$64,980.00

Proviso Township High School District 209

Voucher Detail Listing

Voucher Batch Number: 1141 11/10/2020

Fiscal Year: 2020-2021

Vendor Remit Name Description	Vendor #	QTY	PO No.	Invoice Invoice Date	Account	Amount
SAT SUCCESS Winter Test (Online Version): PMSA - 670 Students; PEMSA - 82 Students; PWMSA - 80 Students		832	211168	1523 9/15/2020	10.5.2230.411.0000.001.0008.0000 Educational Supplies	\$13,270.40
Check #: 0						
PO/InvoiceTotal:						\$29,858.40
Vendor Total:						\$29,858.40
ACCURATE BIOMETRICS						
Check Group:						
Fingerprinting Services		1	211376	371692009 9/30/2020	10.5.2640.390.0000.001.0325.0000 Other Purchased Services	\$43.00
Fingerprinting Services		1	211376	371692009 9/30/2020	10.5.2640.390.0000.001.0325.0000 Other Purchased Services	\$43.00
Check #: 0						
PO/InvoiceTotal:						\$86.00
Check Group:						
Annual System Support for Fingerprint Equipment May 2020-April 2021		1	211377	E371692009 9/30/2020	10.5.2640.390.0000.001.0325.0000 Other Purchased Services	\$750.00
Check #: 0						
PO/InvoiceTotal:						\$750.00
Vendor Total:						\$836.00
ACTION SERVICES GROUP INC.						
Check Group:						
31.5"H X 23.75"W PLEXIGLASS SHIELD - PORTABLE		6	210765	235169 6/19/2020	20.5.2540.412.0000.002.2100.0000 Custodial Supplies	\$534.00
31.5"H X 45.0"W PLEXIGLASS SHIELD - PORTABLE		6	210765	235169 6/19/2020	20.5.2540.412.0000.002.2100.0000 Custodial Supplies	\$1,008.00
36H X 24W PLEXIGLASS SHIELD - CUSTOM		6	210765	235169 6/19/2020	20.5.2540.412.0000.002.2100.0000 Custodial Supplies	\$1,302.00
30H X 30W PLEXIGLASS SHIELD - CUSTOM		6	210765	235169 6/19/2020	20.5.2540.412.0000.002.2100.0000 Custodial Supplies	\$1,263.00

Proviso Township High School District 209

Voucher Detail Listing

Voucher Batch Number: 1141 11/10/2020

Fiscal Year: 2020-2021

Vendor Remit Name Description	Vendor #	QTY	PO No.	Invoice Invoice Date	Account	Amount
24H X 48W PLEXIGLASS SHIELD - CUSTOM		2	210765	235169 6/19/2020	20.5.2540.412.0000.002.2100.0000 Custodial Supplies	\$226.00
SHIPPING		1	210765	235169 6/19/2020	20.5.2540.412.0000.002.2100.0000 Custodial Supplies	\$434.24
HANDLING		1	210765	235169 6/19/2020	20.5.2540.412.0000.002.2100.0000 Custodial Supplies	\$144.00
Check #: 0						
PO/InvoiceTotal:						\$4,911.24
Vendor Total:						\$4,911.24
ALIGNMENT NASHVILLE	366958					
Check Group:						
REG - FALL 2020 ACADEMIES OF NASHVILLE VIRTUAL STUDY VISIT - OCT 26-27, 2020 - ONLINE		1	211128	5276 10/28/2020	10.5.2210.312.0000.002.4300.0002 Professional Employee Training and Development	\$199.00
REG - FALL 2020 ACADEMIES OF NASHVILLE VIRTUAL STUDY VISIT - OCT 26-27, 2020 - ONLINE		1	211128	5276 10/28/2020	10.5.2210.312.0000.002.4300.0002 Professional Employee Training and Development	\$199.00
REG - FALL 2020 ACADEMIES OF NASHVILLE VIRTUAL STUDY VISIT - OCT 26-27, 2020 - ONLINE		1	211128	5276 10/28/2020	10.5.2210.312.0000.002.4300.0002 Professional Employee Training and Development	\$199.00
REG - FALL 2020 ACADEMIES OF NASHVILLE VIRTUAL STUDY VISIT - OCT 26-27, 2020 - ONLINE		1	211128	5276 10/28/2020	10.5.2210.312.0000.002.4300.0002 Professional Employee Training and Development	\$199.00
Check #: 0						
PO/InvoiceTotal:						\$796.00
Vendor Total:						\$796.00
AMITA GLENOAKS SCHOOL PHEASANT RIDGE						
Check Group:						
TUITION- JL		21	211334	TDS-N 10097 9/30/2020	10.5.4120.670.0000.001.0394.0000 Tuition	\$4,172.91
TUITION- KL		21	211334	TDS-N 10097 9/30/2020	10.5.4120.670.0000.001.0394.0000 Tuition	\$4,172.91

Proviso Township High School District 209

Voucher Detail Listing

Voucher Batch Number: 1141 11/10/2020

Fiscal Year: 2020-2021

Vendor Remit Name Description	Vendor #	QTY	PO No.	Invoice Invoice Date	Account	Amount
TUITION- OR		21	211334	TDS-N 10097 9/30/2020	10.5.4120.670.0000.001.0394.0000 Tuition	\$4,172.91
					Check #: 0	
						PO/InvoiceTotal: <u>\$12,518.73</u>
						Vendor Total: <u>\$12,518.73</u>
ASHLAND ADDISON FLORIST	350073					
Check Group:						
SYMPATHY FLOWERS		1	211161	02895612 10/7/2020	10.5.2310.390.0000.001.0050.0000 Other Purchased Services	\$99.00
					Check #: 0	
						PO/InvoiceTotal: <u>\$99.00</u>
						Vendor Total: <u>\$99.00</u>
AT & T	354654					
Check Group:						
PHONE		1	210130	708209123110 10/10/2020	20.5.2540.340.0000.001.2000.0000 Communications	\$52.48
PHONE		1	210130	708236576709 9/25/2020	20.5.2540.340.0000.001.2000.0000 Communications	\$102.03
PHONE		1	210130	708343865610 10/10/2020	20.5.2540.340.0000.001.2000.0000 Communications	\$14,267.11
PHONE		1	210130	708344113209 9/25/2020	20.5.2540.340.0000.001.2000.0000 Communications	\$48.44
PHONE		1	210130	708344524909 9/25/2020	20.5.2540.340.0000.001.2000.0000 Communications	\$47.55
PHONE		1	210130	708449024610 10/4/2020	20.5.2540.340.0000.001.2000.0000 Communications	\$1,998.44
PHONE		1	210130	708449363610 10/4/2020	20.5.2540.340.0000.001.2000.0000 Communications	\$51.70
PHONE		1	210130	708771079410 10/4/2020	20.5.2540.340.0000.001.2000.0000 Communications	\$313.29

Proviso Township High School District 209

Voucher Detail Listing

Voucher Batch Number: 1141

11/10/2020

Fiscal Year: 2020-2021

Vendor Remit Name Description	Vendor #	QTY	PO No.	Invoice Invoice Date	Account	Amount
PHONE		1	210130	708R06202710 10/16/2020	20.5.2540.340.0000.001.2000.0000 Communications	\$882.30
PHONE		1	210130	708R06205110 10/16/2020	20.5.2540.340.0000.001.2000.0000 Communications	\$1,707.93
PHONE		1	210130	708R06412310 10/16/2020	20.5.2540.340.0000.001.2000.0000 Communications	\$963.07
PHONE		1	210130	708R16400310 10/16/2020	20.5.2540.340.0000.001.2000.0000 Communications	\$483.77
PHONE		1	210130	708Z09104310 10/16/2020	20.5.2540.340.0000.001.2000.0000 Communications	\$2,604.33
PHONE		1	210130	708Z21041110 10/16/2020	20.5.2540.340.0000.001.2000.0000 Communications	\$519.26
PHONE		1	210130	708Z53014010 10/16/2020	20.5.2540.340.0000.001.2000.0000 Communications	\$1,145.16
PHONE		1	210130	708Z53118910 10/16/2020	20.5.2540.340.0000.001.2000.0000 Communications	\$1,015.87
PHONE		1	210130	708Z53568410 10/16/2020	20.5.2540.340.0000.001.2000.0000 Communications	\$10,134.26
Check #: 0						
						PO/InvoiceTotal: <u>\$36,336.99</u>
						Vendor Total: <u>\$36,336.99</u>
AT & T LONG DISTANCE	358973					
Check Group:						
LONG DISTANCE		1	210032	NOV20AP 10/16/2020	20.5.2540.340.0000.002.2000.0000 Communications	\$136.64
LONG DISTANCE		1	210032	NOV20AP 10/16/2020	20.5.2540.340.0000.003.2000.0000 Communications	\$136.64
LONG DISTANCE		1	210032	NOV20AP 10/16/2020	20.5.2540.340.0000.004.2000.0000 Communications	\$136.64
Check #: 0						

Proviso Township High School District 209

Voucher Detail Listing

Voucher Batch Number: 1141

11/10/2020

Fiscal Year: 2020-2021

Vendor Remit Name Description	Vendor #	QTY	PO No.	Invoice Invoice Date	Account	Amount
						PO/InvoiceTotal: \$409.92
						Vendor Total: \$409.92
ATLAS BOBCAT						
Check Group:						
mobile tech		1	210918	705567 8/31/2020	20.5.2540.413.0000.003.2000.0000 Maintenance Supplies	\$70.05
labor		1	210918	705567 8/31/2020	40.5.2550.320.0000.003.4000.0000 Repairs & Maintenance	\$202.50
environmental fee		1	210918	705567 8/31/2020	20.5.2540.413.0000.003.2000.0000 Maintenance Supplies	\$8.55
shop supplies		1	210918	705567 8/31/2020	20.5.2540.413.0000.003.2000.0000 Maintenance Supplies	\$13.58
						Check #: 0
						PO/InvoiceTotal: \$294.68
						Vendor Total: \$294.68
B & H PHOTO-VIDEO						
	352413					
Check Group:						
Fovitec Classic 3-Light Studio Kit with 10 x 12' Backgrounds		1	210317	179269458 10/28/2020	10.5.2633.410.0000.001.0340.0000 General Supplies	\$299.95
						Check #: 0
						PO/InvoiceTotal: \$299.95
						Vendor Total: \$299.95
BARAK						
	364762					
Check Group:						
Hard Card Dispenser		700	210724	82053 9/21/2020	10.5.2190.410.0000.003.0102.0000 General Supplies	\$602.00
Soft Badge Holder		1500	210724	82053 9/21/2020	10.5.2190.410.0000.003.0102.0000 General Supplies	\$960.00
Disposable Masks		500	210724	82053 9/21/2020	10.5.2190.410.0000.003.0102.0000 General Supplies	\$255.00

Proviso Township High School District 209

Voucher Detail Listing

Voucher Batch Number: 1141

11/10/2020

Fiscal Year: 2020-2021

Vendor Remit Name Description	Vendor #	QTY	PO No.	Invoice Invoice Date	Account	Amount
Badge Reel		250	210724	82053 9/21/2020	10.5.2190.410.0000.003.0102.0000 General Supplies	\$461.88
Check #: 0						
						PO/InvoiceTotal: <u>\$2,278.88</u>
						Vendor Total: <u>\$2,278.88</u>
BARNES & NOBLE	356644					
Check Group:						
The Circuit Stories from the the Life of a Migrant Child (Jimenez)		130	211084	4039989 10/2/2020	10.5.2210.420.0000.001.0010.0000 Textbooks	\$643.50
Cuban Missile Crisis A Concise History (Munton)		30	211084	4039989 10/2/2020	10.5.2210.420.0000.001.0010.0000 Textbooks	\$727.80
Debating the Civil Rights Movement		40	211084	4039989 10/2/2020	10.5.2210.420.0000.001.0010.0000 Textbooks	\$1,296.00
Persepolis The Story of a Childhood(Satrap)		30	211084	4039989 10/2/2020	10.5.2210.420.0000.001.0010.0000 Textbooks	\$296.70
Pride and Prejudice(Austen)		20	211084	4039989 10/2/2020	10.5.2210.420.0000.001.0010.0000 Textbooks	\$111.60
Senderos Fronterizos		130	211084	4039989 10/2/2020	10.5.2210.420.0000.001.0010.0000 Textbooks	\$643.50
South Africa: The Rise and Fall of Apartheid (Clark)		30	211084	4039989 10/2/2020	10.5.2210.420.0000.001.0010.0000 Textbooks	\$1,213.80
Tortilla Curtain (Boyle)		90	211084	4039989 10/2/2020	10.5.2210.420.0000.001.0010.0000 Textbooks	\$948.60
Twelfth Night (No Fear Shakespeare)		250	211084	4039989 10/2/2020	10.5.2210.420.0000.001.0010.0000 Textbooks	\$862.50
Cold War		30	211084	4041787 10/8/2020	10.5.2210.420.0000.001.0010.0000 Textbooks	\$334.80
How to Read Literature Like a Professor for Kids		20	211084	4041787 10/8/2020	10.5.2210.420.0000.001.0010.0000 Textbooks	\$210.60

Proviso Township High School District 209

Voucher Detail Listing

Voucher Batch Number: 1141 11/10/2020

Fiscal Year: 2020-2021

Vendor Remit Name Description	Vendor #	QTY	PO No.	Invoice Invoice Date	Account	Amount
Poliltics of Power A Critical intro to American Government (Katznelson)		200	211084	4041787 10/8/2020	10.5.2210.420.0000.001.0010.0000 Textbooks	\$13,636.00
Check #: 0						
PO/InvoiceTotal:						\$20,925.40
Vendor Total:						\$20,925.40
BEARING HEADQUARTERS CO.	350023					
Check Group:						
SOX INSERT LOVEJOY		4	211129	5616626 9/25/2020	20.5.2540.413.0000.003.2000.0000 Maintenance Supplies	\$73.24
V-BELT		4	211129	5616626 9/25/2020	20.5.2540.413.0000.003.2000.0000 Maintenance Supplies	\$71.80
Check #: 0						
PO/InvoiceTotal:						\$145.04
Vendor Total:						\$145.04
BEDFORD FREEMAN & WORTH PUBLISHING GROUP						
Check Group:						
shipping		1	210965	43696007 9/29/2020	10.5.2210.420.0000.001.0010.0000 Textbooks	\$8.51
A History of Western Society for AP		30	210965	43780032 9/30/2020	10.5.2210.420.0000.001.0010.0000 Textbooks	\$3,493.20
Shipping		1	210965	43780032 9/30/2020	10.5.2210.420.0000.001.0010.0000 Textbooks	\$68.98
A History of Western Society for AP		30	210965	44863616 10/5/2020	10.5.2210.420.0000.001.0010.0000 Textbooks	\$900.00
Check #: 0						
PO/InvoiceTotal:						\$4,470.69
Check Group:						
The Bedford Reader, High School Edition		90	211107	44866631 10/6/2020	10.5.2210.420.0000.001.0010.0000 Textbooks	\$7,000.20

Proviso Township High School District 209

Voucher Detail Listing

Voucher Batch Number: 1141

11/10/2020

Fiscal Year: 2020-2021

Vendor Remit Name Description	Vendor #	QTY	PO No.	Invoice Invoice Date	Account	Amount
shipping		1	211107	44866631 10/6/2020	10.5.2210.420.0000.001.0010.0000 Textbooks	\$89.57
VitaSource EPUB3 for The Bedford Reader		115	211107	44972520 10/7/2020	10.5.2210.328.0000.001.0010.0000 Digital Licenses	\$4,878.30
Check #: 0						
PO/InvoiceTotal:						\$11,968.07
Vendor Total:						\$16,438.76
BERWYN GARAGE	351327					
Check Group:						
safety inspection		1	210653	064965 9/24/2020	40.5.2550.320.0000.003.4000.0000 Repairs & Maintenance	\$194.00
dot inspection		1	210653	064965 9/24/2020	40.5.2550.320.0000.003.4000.0000 Repairs & Maintenance	\$145.50
dot sticker		1	210653	064965 9/24/2020	40.5.2550.320.0000.003.4000.0000 Repairs & Maintenance	\$50.00
Check #: 0						
PO/InvoiceTotal:						\$389.50
Check Group:						
belt tensioner		1	211276	064886 9/16/2020	40.5.2550.320.0000.003.4000.0000 Repairs & Maintenance	\$156.96
1*3 box triangle		1	211276	064886 9/16/2020	40.5.2550.320.0000.003.4000.0000 Repairs & Maintenance	\$3.00
bandage triangle		1	211276	064886 9/16/2020	40.5.2550.320.0000.003.4000.0000 Repairs & Maintenance	\$6.36
labor		1	211276	064886 9/16/2020	40.5.2550.320.0000.003.4000.0000 Repairs & Maintenance	\$630.50
sublet		1	211276	064886 9/16/2020	40.5.2550.320.0000.003.4000.0000 Repairs & Maintenance	\$50.00
shop supplies		1	211276	064886 9/16/2020	40.5.2550.320.0000.003.4000.0000 Repairs & Maintenance	\$3.33

Proviso Township High School District 209

Voucher Detail Listing

Voucher Batch Number: 1141

11/10/2020

Fiscal Year: 2020-2021

Vendor Remit Name Description	Vendor #	QTY	PO No.	Invoice Invoice Date	Account	Amount
Check #: 0						
PO/InvoiceTotal:						\$850.15
Check Group:						
LABOR		1	211345	064662 8/26/2020	20.5.2540.700.0000.003.2000.0000 Non-Capitalized Equipment	\$260.00
PARTS		1	211345	064662 8/26/2020	20.5.2540.700.0000.003.2000.0000 Non-Capitalized Equipment	\$371.70
SHOP SUPPLIES		1	211345	064662 8/26/2020	20.5.2540.700.0000.003.2000.0000 Non-Capitalized Equipment	\$7.43
Check #: 0						
PO/InvoiceTotal:						\$639.13
Vendor Total:						\$1,878.78
BLACKBOARD INC.	366881					
Check Group:						
Blackboard Online		1	210655	1352876 8/21/2020	10.5.2633.312.0000.001.0340.0000 Professional Employee Training & Development Servi	\$2,125.00
Check #: 0						
PO/InvoiceTotal:						\$2,125.00
Check Group:						
CREATIVE TEMPLATE		1	211096	1356080 10/6/2020	10.5.2660.390.0000.001.0014.0000 Other Purchased Services	\$761.70
PREMIUM VIDEO APP		4	211096	1356080 10/6/2020	10.5.2660.390.0000.001.0014.0000 Other Purchased Services	\$600.00
WCM ESSENTIAL		4	211096	1356080 10/6/2020	10.5.2660.390.0000.001.0014.0000 Other Purchased Services	\$3,600.00
WCM DASHBOARD W/ STUDENT DATA		1	211096	1356080 10/6/2020	10.5.2660.390.0000.001.0014.0000 Other Purchased Services	\$2,324.40
Check #: 0						
PO/InvoiceTotal:						\$7,286.10
Vendor Total:						\$9,411.10

Proviso Township High School District 209

Voucher Detail Listing

Voucher Batch Number: 1141

11/10/2020

Fiscal Year: 2020-2021

Vendor Remit Name Description	Vendor #	QTY	PO No.	Invoice Invoice Date	Account	Amount
BLICK ART MATERIAL	350031					
Check Group:						
300 SRS Mixed Media		1	210739	4740199 10/9/2020	10.5.1100.411.0000.003.0031.0000 Educational Supplies	\$13.63
300 SRS Mixed Media		11	210739	4804540 10/20/2020	10.5.1100.411.0000.003.0031.0000 Educational Supplies	\$149.93
Check #: 0						
						PO/InvoiceTotal: \$163.56
Check Group:						
SHARPIE FINE PT		50	210877	4682596 10/1/2020	10.5.2410.411.0000.002.0011.0000 Educational Supplies	\$264.00
DECORTVE PAPER SCRAP MULBERRY		15	210877	4682596 10/1/2020	10.5.2410.411.0000.002.0011.0000 Educational Supplies	\$53.55
SCOTCH DISPENSER 1/2INX450IN		40	210877	4682596 10/1/2020	10.5.2410.411.0000.002.0011.0000 Educational Supplies	\$53.20
PLASTIC TRAY 10 WELL RND EACH		50	210877	4682596 10/1/2020	10.5.2410.411.0000.002.0011.0000 Educational Supplies	\$28.00
PLASTIC TRAY LID FOR RND 10WELL		50	210877	4682596 10/1/2020	10.5.2410.411.0000.002.0011.0000 Educational Supplies	\$34.00
DB ECONO CANCS PANEL 11INX14		3	210877	4682596 10/1/2020	10.5.2410.411.0000.002.0011.0000 Educational Supplies	\$89.97
DB ECONO CANVS PANEL 14INX18		3	210877	4682596 10/1/2020	10.5.2410.411.0000.002.0011.0000 Educational Supplies	\$148.50
BLICK STUDIO ACRYLIC 120ML		50	210877	4695715 10/3/2020	10.5.2410.411.0000.002.0011.0000 Educational Supplies	\$767.00
BLICK ARCYLIC MEDIUM GEL MED		50	210877	4744349 10/10/2020	10.5.2410.411.0000.002.0011.0000 Educational Supplies	\$228.00
DB CLEAR PENCILS 12/CLR TIN		50	210877	4808458 10/20/2020	10.5.2410.411.0000.002.0011.0000 Educational Supplies	\$437.00
BG KD CHOICE 24PC ST FLAT		3	210877	4864274 10/29/2020	10.5.2410.411.0000.002.0011.0000 Educational Supplies	\$68.10

Proviso Township High School District 209

Voucher Detail Listing

Voucher Batch Number: 1141 11/10/2020

Fiscal Year: 2020-2021

Vendor Remit Name Description	Vendor #	QTY	PO No.	Invoice Invoice Date	Account	Amount
Check #: 0						
PO/InvoiceTotal:						\$2,171.32
Check Group:						
BLICK STUDIO ACRYLIC 120ML 6/SET		3	210878	4696904 10/3/2020	10.5.2410.411.0000.002.0011.0000 Educational Supplies	\$46.02
Check #: 0						
PO/InvoiceTotal:						\$46.02
Check Group:						
LITTLE RED ALL ART SINGLE HOLE SHARPENER		100	210879	4718508 10/7/2020	10.5.2410.411.0000.002.0011.0000 Educational Supplies	\$81.00
DESIGN EBONY PENCIL 2/PK		100	210879	4718508 10/7/2020	10.5.2410.411.0000.002.0011.0000 Educational Supplies	\$120.00
BLICK DRAWING PAD 9INX12IN 80LBS 30SHT		100	210879	4866113 10/29/2020	10.5.2410.411.0000.002.0011.0000 Educational Supplies	\$304.00
Check #: 0						
PO/InvoiceTotal:						\$505.00
Check Group:						
LIQUITEX BASICS MARS BLACK 400ML		2	210926	4692160 10/2/2020	10.5.2410.411.0000.002.0011.0000 Educational Supplies	\$22.80
LIQUITEX BASIC LT PRTRT PNK 118ML		2	210926	4692160 10/2/2020	10.5.2410.411.0000.002.0011.0000 Educational Supplies	\$9.14
LIQUITEX BASIC LT PRTRT PNK 118ML		6	210926	4819902 10/22/2020	10.5.2410.411.0000.002.0011.0000 Educational Supplies	\$27.42
Check #: 0						
PO/InvoiceTotal:						\$59.36
Check Group:						
BLICKKRYLIC MARS BLK 64 OZ		2	210976	4709885 10/6/2020	10.5.1100.411.0000.004.0031.0000 Educational Supplies	\$27.26
BLICKKRYLIC VLT 64OZ		1	210976	4709885 10/6/2020	10.5.1100.411.0000.004.0031.0000 Educational Supplies	\$13.63

Proviso Township High School District 209

Voucher Detail Listing

Voucher Batch Number: 1141

11/10/2020

Fiscal Year: 2020-2021

Vendor Remit Name Description	Vendor #	QTY	PO No.	Invoice Invoice Date	Account	Amount
BLICKRYLIC WHT TITNM 64OZ		2	210976	4709885 10/6/2020	10.5.1100.411.0000.004.0031.0000 Educational Supplies	\$27.26
BLICKRYLIC RAW SIENNA 64OZ		1	210976	4709885 10/6/2020	10.5.1100.411.0000.004.0031.0000 Educational Supplies	\$13.63
BLICKRYLIC PHTHLO BLU 64OZ		1	210976	4709885 10/6/2020	10.5.1100.411.0000.004.0031.0000 Educational Supplies	\$13.63
BLICKRYLIC MTLC SLVR 64OZ		1	210976	4709885 10/6/2020	10.5.1100.411.0000.004.0031.0000 Educational Supplies	\$16.68
BLICKRYLIC FIRE RED 64OZ		2	210976	4709885 10/6/2020	10.5.1100.411.0000.004.0031.0000 Educational Supplies	\$27.26
BLICKRYLIC CHRME ORG 64OZ		1	210976	4709885 10/6/2020	10.5.1100.411.0000.004.0031.0000 Educational Supplies	\$13.63
BLICKRYLIC BRNT SIENNA 64OZ		2	210976	4709885 10/6/2020	10.5.1100.411.0000.004.0031.0000 Educational Supplies	\$27.26
DB ECONO CANVS PANEL 16INX20IN 24/PK		2	210976	4709885 10/6/2020	10.5.1100.411.0000.004.0031.0000 Educational Supplies	\$141.30
BLICK SOAP ERASER 1X1X1/2 BOX24 ZZ		4	210976	4709885 10/6/2020	10.5.1100.411.0000.004.0031.0000 Educational Supplies	\$19.12
BLICK STUDIO ACRYLIC TITNM WHT 250ML		4	210976	4709885 10/6/2020	10.5.1100.411.0000.004.0031.0000 Educational Supplies	\$23.28
DB CLR PENCILS CBLT BLU EA		31	210976	4709885 10/6/2020	10.5.1100.411.0000.004.0031.0000 Educational Supplies	\$19.84
DB CLR PENCILS YLW EA		220	210976	4709885 10/6/2020	10.5.1100.411.0000.004.0031.0000 Educational Supplies	\$140.80
DB CLR PENCILS WHT EA		220	210976	4709885 10/6/2020	10.5.1100.411.0000.004.0031.0000 Educational Supplies	\$140.80
DB CLR PENCILS CARMN EA		220	210976	4709885 10/6/2020	10.5.1100.411.0000.004.0031.0000 Educational Supplies	\$140.80
SPDBALL PRM ACRY INK WHT QUART PERM		2	210976	4709885 10/6/2020	10.5.1100.411.0000.004.0391.0000 Educational Supplies	\$39.06

Proviso Township High School District 209

Voucher Detail Listing

Voucher Batch Number: 1141

11/10/2020

Fiscal Year: 2020-2021

Vendor Remit Name Description	Vendor #	QTY	PO No.	Invoice Invoice Date	Account	Amount
SPDBALL PRM ACRY INK PRCS YLW QUART PERM		2	210976	4709885 10/6/2020	10.5.1100.411.0000.004.0391.0000 Educational Supplies	\$39.06
SPDBALL PRM ACRY INK PROCS MGNTA QRT PERM		2	210976	4709885 10/6/2020	10.5.1100.411.0000.004.0391.0000 Educational Supplies	\$39.06
SPDBALL PRM ACRY INK PRCS CYN QUART		2	210976	4709885 10/6/2020	10.5.1100.411.0000.004.0391.0000 Educational Supplies	\$39.06
SPDBALL PRM ACRY INK BLK QUART		2	210976	4709885 10/6/2020	10.5.1100.411.0000.004.0031.0000 Educational Supplies	\$39.06
TAG BOARD WHT 9X12 150LB PK100		15	210976	4709885 10/6/2020	10.5.1100.411.0000.004.0031.0000 Educational Supplies	\$78.30
SHARPIE ULTRA FINE BLK 0.3MM		250	210976	4709885 10/6/2020	10.5.1100.411.0000.004.0031.0000 Educational Supplies	\$237.50
SHARPIE FINE PT MRKR BLACK 36 CT TUB		7	210976	4709885 10/6/2020	10.5.1100.411.0000.004.0031.0000 Educational Supplies	\$240.03
RYL CLR CHOICE BRUSH 60PC FLAT SH GLD TAK		4	210976	4709885 10/6/2020	10.5.1100.411.0000.004.0031.0000 Educational Supplies	\$175.04
DESIGN EBONY PENCIL BLK DOZ ZZ		18	210976	4720512 10/7/2020	10.5.1100.411.0000.004.0031.0000 Educational Supplies	\$113.58
DB CLR PENCILS CBLT BLU EA		1	210976	4744628 10/10/2020	10.5.1100.411.0000.004.0031.0000 Educational Supplies	\$0.64
RYL CLR CHOICE BRUSH 60PC RND SH GLD TAK		4	210976	4761435 10/13/2020	10.5.1100.411.0000.004.0031.0000 Educational Supplies	\$175.04
PLASTIC PALETTES EA WELL W/COVER EA		100	210976	4807326 10/20/2020	10.5.1100.411.0000.004.0031.0000 Educational Supplies	\$130.00
DB CLR PENCILS CBLT BLU EA		188	210976	4863907 10/29/2020	10.5.1100.411.0000.004.0031.0000 Educational Supplies	\$120.32

Check #: 0

PO/InvoiceTotal: \$2,271.93

Vendor Total: \$5,217.19

BOND TRUST SERVICES CORP 354480

Check Group:

Proviso Township High School District 209

Voucher Detail Listing

Voucher Batch Number: 1141

11/10/2020

Fiscal Year: 2020-2021

Vendor Remit Name Description	Vendor #	QTY	PO No.	Invoice Invoice Date	Account	Amount
AGENT FEE		1	211299	59959 10/14/2020	30.5.5141.640.0000.001.0100.0000 Agency Fees - 2016 Bonds	\$400.00
AGENT FEE		1	211299	59960 10/14/2020	30.5.5141.640.0000.001.0099.0000 Agency Fees - 2014 Bonds (QZAB)	\$400.00
Check #: 0						
PO/InvoiceTotal:						\$800.00
Vendor Total:						\$800.00
BOOKS A MILLION	360151					
Check Group:						
FENCES: A PLAY		40	210880	2026808250 9/24/2020	10.5.2410.411.0000.002.0011.0000 Educational Supplies	\$443.20
Check #: 0						
PO/InvoiceTotal:						\$443.20
Vendor Total:						\$443.20
BREIT & CLEAN	366617					
Check Group:						
Dry Cleaning and Alterations		1	211415	0002019 9/16/2020	10.5.1401.320.0000.002.0320.0000 Repairs & Maintenance	\$1,489.80
Check #: 0						
PO/InvoiceTotal:						\$1,489.80
Vendor Total:						\$1,489.80
BRITTEN SCHOOL	352294					
Check Group:						
SEPTEMBER TUITION- JS		21	211338	14978 9/30/2020	10.5.4120.670.0000.001.0394.0000 Tuition	\$5,455.80
SEPTEMBER TUITION- CG		21	211338	14978 9/30/2020	10.5.4120.670.0000.001.0394.0000 Tuition	\$5,455.80
SEPTEMBER TUITION- JR		11	211338	14978 9/30/2020	10.5.4120.670.0000.001.0394.0000 Tuition	\$2,857.80

Proviso Township High School District 209

Voucher Detail Listing

Voucher Batch Number: 1141

11/10/2020

Fiscal Year: 2020-2021

Vendor Remit Name Description	Vendor #	QTY	PO No.	Invoice Invoice Date	Account	Amount
SEPTEMBER TUITION- AD		10	211338	14978 9/30/2020	10.5.4120.670.0000.001.0394.0000 Tuition	\$1,299.00
Check #: 0						
						PO/InvoiceTotal: \$15,068.40
						Vendor Total: \$15,068.40
BROADVIEW TRUE VALUE HARDWARE	355564					
Check Group:						
12 PACK DURACELL "C" BATTERIES		2	211123	29054 8/21/2020	20.5.2540.413.0000.002.2000.0000 Maintenance Supplies	\$35.98
2" x 3" PIPE CLAMP		1	211123	29054 8/21/2020	20.5.2540.413.0000.002.2000.0000 Maintenance Supplies	\$7.49
24 PK DURACELL "AA" BATTERIES		1	211123	29054 8/21/2020	20.5.2540.413.0000.002.2000.0000 Maintenance Supplies	\$17.99
24 PK DURACELL "AAA" BATTERIES		1	211123	29054 8/21/2020	20.5.2540.413.0000.002.2000.0000 Maintenance Supplies	\$17.99
Check #: 0						
						PO/InvoiceTotal: \$79.45
Check Group:						
AAA battery		2	211220	29070 9/3/2020	20.5.2540.413.0000.003.2000.0000 Maintenance Supplies	\$35.98
10-32 lock nuts		1	211220	29070 9/3/2020	20.5.2540.413.0000.003.2000.0000 Maintenance Supplies	\$9.99
10-32*3/4 screws		1	211220	29070 9/3/2020	20.5.2540.413.0000.003.2000.0000 Maintenance Supplies	\$6.29
10-32*1-1/2 screws		1	211220	29070 9/3/2020	20.5.2540.413.0000.003.2000.0000 Maintenance Supplies	\$9.99
lock washers		1	211220	29070 9/3/2020	20.5.2540.413.0000.003.2000.0000 Maintenance Supplies	\$4.99
washers		1	211220	29070 9/3/2020	20.5.2540.413.0000.003.2000.0000 Maintenance Supplies	\$3.79

Proviso Township High School District 209

Voucher Detail Listing

Voucher Batch Number: 1141

11/10/2020

Fiscal Year: 2020-2021

Vendor Remit Name Description	Vendor #	QTY	PO No.	Invoice Invoice Date	Account	Amount
hex nuts		1	211220	29070 9/3/2020	20.5.2540.413.0000.003.2000.0000 Maintenance Supplies	\$5.99
grau velcro		6	211220	29070 9/3/2020	20.5.2540.413.0000.003.2000.0000 Maintenance Supplies	\$23.94
velcro		1	211220	29070 9/3/2020	20.5.2540.413.0000.003.2000.0000 Maintenance Supplies	\$5.49
wire gauge drill bit		2	211220	29070 9/3/2020	20.5.2540.413.0000.003.2000.0000 Maintenance Supplies	\$9.18
pack of 3/4*5 velcro		2	211220	29070 9/3/2020	20.5.2540.413.0000.003.2000.0000 Maintenance Supplies	\$19.98
prunning tool cut branch		1	211220	29070 9/3/2020	20.5.2540.413.0000.003.2000.0000 Maintenance Supplies	\$19.99
hole saw set		1	211220	29070 9/3/2020	20.5.2540.413.0000.003.2000.0000 Maintenance Supplies	\$11.29
bye pass lopper		1	211220	29070 9/3/2020	20.5.2540.413.0000.003.2000.0000 Maintenance Supplies	\$29.99
wasp and hornet spray		2	211220	29070 9/3/2020	20.5.2540.413.0000.003.2000.0000 Maintenance Supplies	\$11.98
Check #: 0						
PO/InvoiceTotal:						\$208.86
Check Group:						
sheet metal screws		4	211221	29096 9/17/2020	20.5.2540.413.0000.003.2000.0000 Maintenance Supplies	\$7.16
10*1 sheet metal screws		1	211221	29096 9/17/2020	20.5.2540.413.0000.003.2000.0000 Maintenance Supplies	\$7.49
10*2-1/2 sheet metal screws		1	211221	29096 9/17/2020	20.5.2540.413.0000.003.2000.0000 Maintenance Supplies	\$16.99
1/8 drill bit		1	211221	29096 9/17/2020	20.5.2540.413.0000.003.2000.0000 Maintenance Supplies	\$2.99
5/32 drill bit		1	211221	29096 9/17/2020	20.5.2540.413.0000.003.2000.0000 Maintenance Supplies	\$3.99

Proviso Township High School District 209

Voucher Detail Listing

Voucher Batch Number: 1141

11/10/2020

Fiscal Year: 2020-2021

Vendor Remit Name Description	Vendor #	QTY	PO No.	Invoice Invoice Date	Account	Amount
Check #: 0						
PO/InvoiceTotal:						\$38.62
Check Group:						
clear caulking		4	211242	29140 10/2/2020	20.5.2540.413.0000.003.2000.0000 Maintenance Supplies	\$11.96
1/4*1 stainless steel screws		10	211242	29140 10/2/2020	20.5.2540.413.0000.003.2000.0000 Maintenance Supplies	\$7.50
1/4-20 stainless steel nuts		10	211242	29140 10/2/2020	20.5.2540.413.0000.003.2000.0000 Maintenance Supplies	\$2.50
1/4-20 stainless steel washers		10	211242	29140 10/2/2020	20.5.2540.413.0000.003.2000.0000 Maintenance Supplies	\$2.50
duct tape		2	211242	29140 10/2/2020	20.5.2540.413.0000.003.2000.0000 Maintenance Supplies	\$11.98
Check #: 0						
PO/InvoiceTotal:						\$36.44
Vendor Total:						\$363.37
CELTIC ENVIRONMENTAL CO	351012					
Check Group:						
REMEDIATION WORK TO ELIMINATE MOLD GROWTH		1	211346	CP0295 9/30/2020	20.5.2540.390.0000.003.2000.0000 Other Purchased Services	\$3,300.00
Check #: 0						
PO/InvoiceTotal:						\$3,300.00
Vendor Total:						\$3,300.00
CENGAGE LEARNING	353062					
Check Group:						
IAC K12 Precision Machining Technology 3rd Edition		12	211036	72411007 10/6/2020	10.5.2210.328.0000.001.0010.0000 Digital Licenses	\$360.00
Shipping		1	211036	72411007 10/6/2020	10.5.2210.328.0000.001.0010.0000 Digital Licenses	\$21.60
Check #: 0						

Proviso Township High School District 209

Voucher Detail Listing

Voucher Batch Number: 1141 11/10/2020

Fiscal Year: 2020-2021

Vendor Remit Name Description	Vendor #	QTY	PO No.	Invoice Invoice Date	Account	Amount
						PO/InvoiceTotal: \$381.60
						Vendor Total: \$381.60
CENTER FOR ED & EMPLOYMENT LAW	362054					
Check Group:						
1 YEAR SUBSCRIPTION- K-12 LEGAL NOTES FOR EDUCATION		1	211387	A273871204 7/7/2020	10.5.2410.410.0000.004.0011.0000 General Supplies	\$159.00
						Check #: 0
						PO/InvoiceTotal: \$159.00
						Vendor Total: \$159.00
CHEMSEARCHFE	353791					
Check Group:						
ECOFLOW BIOAMP PROGRAM		1	210931	7142323 10/20/2020	20.5.2540.390.0000.003.2000.0000 Other Purchased Services	\$257.00
ECOFLOW BIOAMP PROGRAM		1	210931	7155811 11/1/2020	20.5.2540.390.0000.003.2000.0000 Other Purchased Services	\$255.00
						Check #: 0
						PO/InvoiceTotal: \$512.00
Check Group:						
FACE MASKS		5	211388	7152641 10/30/2020	20.5.2540.413.0000.003.2000.0000 Maintenance Supplies	\$4,384.95
						Check #: 0
						PO/InvoiceTotal: \$4,384.95
						Vendor Total: \$4,896.95
CHG ALTERNATIVE EDUCATION INC	361988					
Check Group:						
SEPTEMBER TUITION- AB		21	211339	NOV20AP 10/9/2020	10.5.4120.670.0000.001.0394.0000 Tuition	\$7,474.74
SEPTEMBER TUITION- MF		21	211339	NOV20AP 10/9/2020	10.5.4120.670.0000.001.0394.0000 Tuition	\$7,474.74

Proviso Township High School District 209

Voucher Detail Listing

Voucher Batch Number: 1141 11/10/2020

Fiscal Year: 2020-2021

Vendor Remit Name Description	Vendor #	QTY	PO No.	Invoice Invoice Date	Account	Amount
SEPTEMBER TUITION- CH		21	211339	NOV20AP 10/9/2020	10.5.4120.670.0000.001.0394.0000 Tuition	\$7,474.74
					Check #: 0	
						PO/InvoiceTotal: \$22,424.22
						Vendor Total: \$22,424.22
CHICAGO SUN-TIMES, INC.	350052					
Check Group:						
E-Paper and Web Access		1	211171	2020-2 9/24/2020	10.5.2222.440.0000.002.0206.0000 Periodicals	\$29.99
					Check #: 0	
						PO/InvoiceTotal: \$29.99
						Vendor Total: \$29.99
CLARIS INTERNATIONAL INC.						
Check Group:						
FileMaker Maintenance Perpetual Users 2yr Non-Profit Education Tier 1		4	211159	5616499 10/9/2020	10.5.2660.390.0000.001.0014.0000 Other Purchased Services	\$480.00
					Check #: 0	
						PO/InvoiceTotal: \$480.00
						Vendor Total: \$480.00
CLIMATE PROS INC	365796					
Check Group:						
labor		2.75	211172	1419362 9/22/2020	20.5.2540.700.0000.003.2000.0000 Non-Capitalized Equipment	\$495.00
truck charge		1	211172	1419362 9/22/2020	20.5.2540.700.0000.003.2000.0000 Non-Capitalized Equipment	\$40.00
motor		1	211172	1419362 9/22/2020	20.5.2540.700.0000.003.2000.0000 Non-Capitalized Equipment	\$156.90
gel connectors		1	211172	1419362 9/22/2020	20.5.2540.700.0000.003.2000.0000 Non-Capitalized Equipment	\$5.00

Check #: 0

Proviso Township High School District 209

Voucher Detail Listing

Voucher Batch Number: 1141

11/10/2020

Fiscal Year: 2020-2021

Vendor Remit Name Description	Vendor #	QTY	PO No.	Invoice Invoice Date	Account	Amount
						PO/InvoiceTotal: <u> </u> \$696.90
						Vendor Total: <u> </u> \$696.90
columbus Park golf Course						
Check Group:						
9/10/20-9/17/20-9/22/20-9/22/20-9/23/20-9/28/20-9/30/20 GOLFERS/CARTS		1	211416	2020SEASON 10/29/2020	10.5.1501.640.0000.002.0036.0000 Dues And Fees	\$679.00
						Check #: 0
						PO/InvoiceTotal: <u> </u> \$679.00
						Vendor Total: <u> </u> \$679.00
COMMERCIAL TIRE SERVICES	350062					
Check Group:						
flat repair		1	211301	1110133694 10/14/2020	20.5.2540.413.0000.003.2000.0000 Maintenance Supplies	\$22.00
patch		1	211301	1110133694 10/14/2020	20.5.2540.413.0000.003.2000.0000 Maintenance Supplies	\$4.00
shop supplies		1	211301	1110133694 10/14/2020	20.5.2540.413.0000.003.2000.0000 Maintenance Supplies	\$1.50
						Check #: 0
						PO/InvoiceTotal: <u> </u> \$27.50
						Vendor Total: <u> </u> \$27.50
COMMUNICATIONS DIRECT INC.						
Check Group:						
Motorola Radio Batteries		4	211331	IN156923 10/26/2020	10.5.2410.410.0000.004.0011.0000 General Supplies	\$158.44
Motorola Battery Pack		4	211331	IN156923 10/26/2020	10.5.2410.410.0000.004.0011.0000 General Supplies	\$160.00
Shipping		1	211331	IN156923 10/26/2020	10.5.2410.410.0000.004.0011.0000 General Supplies	\$20.42
						Check #: 0

Proviso Township High School District 209

Voucher Detail Listing

Voucher Batch Number: 1141 11/10/2020

Fiscal Year: 2020-2021

Vendor Remit Name Description	Vendor #	QTY	PO No.	Invoice Invoice Date	Account	Amount
D & P CONSTRUCTION COMPANY, INC.						
Check Group:						
MULCH AND STONE		40	211275	198608 3/17/2020	20.5.2540.413.0000.003.2000.0000 Maintenance Supplies	\$1,169.26
DELIVERY		2	211275	198608 3/17/2020	20.5.2540.413.0000.003.2000.0000 Maintenance Supplies	\$250.00
Check #: 0						
PO/InvoiceTotal:						\$1,419.26
Vendor Total:						\$1,419.26
DEMCO 350076						
Check Group:						
Waterhog Eco Premier Mat 4'Wx6'D Indigo		2	210892	6852999 10/6/2020	10.5.2222.410.0000.002.0206.0000 General Supplies	\$334.80
Shipping		1	210892	6852999 10/6/2020	10.5.2222.410.0000.002.0206.0000 General Supplies	\$39.75
Check #: 0						
PO/InvoiceTotal:						\$374.55
Vendor Total:						\$374.55
DIAZ GROUP LLC 366536						
Check Group:						
APPLICATION OF WEED CONROL AND FERTILIZER		1	211223	57754 6/17/2020	20.5.2540.413.0000.002.2000.0000 Maintenance Supplies	\$2,750.00
APPLICATION OF WEED CONROL AND FERTILIZER		1	211223	66107 8/5/2020	20.5.2540.413.0000.002.2000.0000 Maintenance Supplies	\$41.25
Check #: 0						
PO/InvoiceTotal:						\$2,791.25
Vendor Total:						\$2,791.25
EASTBAY TEAM SERVICES 365055						
Check Group:						

Proviso Township High School District 209

Voucher Detail Listing

Voucher Batch Number: 1141

11/10/2020

Fiscal Year: 2020-2021

Vendor Remit Name Description	Vendor #	QTY	PO No.	Invoice Invoice Date	Account	Amount
Girls Swim: Speedo Tonesetter Splice Suit		20	210768	1285627 10/19/2020	10.5.1501.491.0000.003.0036.0000 Uniforms	\$1,100.00
Girls Swim: Speedo Speedo W Vanquisher 2.0 Mirrored		20	210768	1285627 10/19/2020	10.5.1501.491.0000.003.0036.0000 Uniforms	\$310.00
Girls Swim: Speedo Silicone Cap		20	210768	1285627 10/19/2020	10.5.1501.491.0000.003.0036.0000 Uniforms	\$139.80
Freight		1	210768	1285627 10/19/2020	10.5.1501.491.0000.003.0036.0000 Uniforms	\$22.34
Check #: 0						
PO/InvoiceTotal:						\$1,572.14
Check Group:						
CUSTOM FLOOR MAT 4X6		1	211178	1302310 10/28/2020	10.5.1501.410.0000.002.0036.0000 General Supplies	\$374.99
SHIPPING		1	211178	1302310 10/28/2020	10.5.1501.410.0000.002.0036.0000 General Supplies	\$15.00
Check #: 0						
PO/InvoiceTotal:						\$389.99
Vendor Total:						\$1,962.13
EASTER SEALS METROPOLITAN CHICAGO	360970					
Check Group:						
SEPTEMBER TUITION- AD		19	211394	24005 9/30/2020	10.5.4120.670.0000.001.0394.0000 Tuition	\$5,199.73
Check #: 0						
PO/InvoiceTotal:						\$5,199.73
Vendor Total:						\$5,199.73
EDGENUITY INC	366215					
Check Group:						
IS TEACHING PER SEMESTER- 18 WEEK COURSE		1	211351	758789 7/30/2020	10.5.4280.670.0000.001.0010.0000 Tuition	\$2,475.00
Check #: 0						

Proviso Township High School District 209

Voucher Detail Listing

Voucher Batch Number: 1141

11/10/2020

Fiscal Year: 2020-2021

Vendor Remit Name Description	Vendor #	QTY	PO No.	Invoice Invoice Date	Account	Amount
						PO/InvoiceTotal: \$2,475.00
						Vendor Total: \$2,475.00
EGSL	351798					
Check Group:						
ASBESTOS INSPECTION ON AUGUST 26TH AND SEPTEMBER 1, 2020		6	211131	318549 9/22/2020	60.5.2532.390.0000.002.0700.0000 OTHER PURCHASED SERVICES	\$570.00
ASBESTOS BULK: PLM SAMPLES		24	211131	318549 9/22/2020	60.5.2532.390.0000.002.0700.0000 OTHER PURCHASED SERVICES	\$600.00
						Check #: 0
						PO/InvoiceTotal: \$1,170.00
						Vendor Total: \$1,170.00
ERIC ARMIN INC.	352380					
Check Group:						
TI-89 Graphing Calculators		15	210789	INV1037019 9/17/2020	10.5.1100.411.0000.003.0227.0000 Educational Supplies	\$2,126.85
						Check #: 0
						PO/InvoiceTotal: \$2,126.85
						Vendor Total: \$2,126.85
FERRELLGAS						
Check Group:						
PROPANE BULK FILL 10.8 GAL		1	211208	1112917082 9/23/2020	20.5.2540.413.0000.002.2000.0000 Maintenance Supplies	\$43.09
HAZMAT FEE		1	211208	1112917082 9/23/2020	20.5.2540.413.0000.002.2000.0000 Maintenance Supplies	\$15.99
FUEL SURCHARGE FEE		1	211208	1112917082 9/23/2020	20.5.2540.413.0000.002.2000.0000 Maintenance Supplies	\$6.99
						Check #: 0
						PO/InvoiceTotal: \$66.07
						Vendor Total: \$66.07

Proviso Township High School District 209

Voucher Detail Listing

Voucher Batch Number: 1141 11/10/2020

Fiscal Year: 2020-2021

Vendor Remit Name Description	Vendor #	QTY	PO No.	Invoice Invoice Date	Account	Amount
FIRST	365899					
Check Group:						
Team #2151 FRC Veteran Team Registration		1	211179	2151 10/6/2020	10.5.1100.642.0000.004.0370.0000 Entry Fees	\$2,000.00
					Check #: 0	
						PO/InvoiceTotal: \$2,000.00
						Vendor Total: \$2,000.00
FIRST STUDENT	352702					
Check Group:						
SOFTBALL 5/11/19		1	211162	103593 5/25/2019	40.5.2550.337.0000.002.4000.0000 Transportation -Athletic	\$244.95
					Check #: 0	
						PO/InvoiceTotal: \$244.95
Check Group:						
STEVENSON/PEHS 4/17/19		1	211163	95099 5/1/2019	40.5.2550.337.0000.002.4000.0000 Transportation -Athletic	\$1,231.54
					Check #: 0	
						PO/InvoiceTotal: \$1,231.54
Check Group:						
G TRACK 4/20/19		1	211180	95118 5/1/2019	40.5.2550.337.0000.002.4000.0000 Transportation -Athletic	\$601.93
					Check #: 0	
						PO/InvoiceTotal: \$601.93
Check Group:						
BASKETBALL/LINCOLN 4/12/19		1	211181	95096 5/1/2019	40.5.2550.337.0000.002.4000.0000 Transportation -Athletic	\$334.33
					Check #: 0	
						PO/InvoiceTotal: \$334.33
Check Group:						

Proviso Township High School District 209

Voucher Detail Listing

Voucher Batch Number: 1141 11/10/2020

Fiscal Year: 2020-2021

Vendor Remit Name Description	Vendor #	QTY	PO No.	Invoice Invoice Date	Account	Amount
TENNIS 9/10/19		1	211182	126269 10/5/2019	40.5.2550.337.0000.002.4000.0000 Transportation -Athletic	\$204.81
Check Group:					Check #: 0	
					PO/InvoiceTotal:	\$204.81
IRVING/PEHS		1	211183	95094 10/9/2020	40.5.2550.337.0000.002.4000.0000 Transportation -Athletic	\$1,134.31
Check Group:					Check #: 0	
					PO/InvoiceTotal:	\$1,134.31
B BASKETBALL 2/28/20		1	211352	169880 4/13/2020	40.5.2550.337.0000.002.4000.0000 Transportation -Athletic	\$1,308.80
Check Group:					Check #: 0	
					PO/InvoiceTotal:	\$1,308.80
B BASKETBALL 2/22/20		1	211353	169887 4/13/2020	40.5.2550.337.0000.002.4000.0000 Transportation -Athletic	\$257.15
Check Group:					Check #: 0	
					PO/InvoiceTotal:	\$257.15
CHEERLEADING 2/29/20		1	211354	169888 4/13/2020	40.5.2550.337.0000.002.4000.0000 Transportation -Athletic	\$532.45
Check Group:					Check #: 0	
					PO/InvoiceTotal:	\$532.45
B & G TRACK 3/4/20		1	211355	169922 4/13/2020	40.5.2550.337.0000.002.4000.0000 Transportation -Athletic	\$206.50
Check Group:					Check #: 0	
					PO/InvoiceTotal:	\$206.50

Proviso Township High School District 209

Voucher Detail Listing

Voucher Batch Number: 1141

11/10/2020

Fiscal Year: 2020-2021

Vendor Remit Name Description	Vendor #	QTY	PO No.	Invoice Invoice Date	Account	Amount
Check Group:						
B & G TRACK 3/9/20		1	211356	169902 4/13/2020	40.5.2550.337.0000.002.4000.0000 Transportation -Athletic	\$226.87
					Check #: 0	
						PO/InvoiceTotal: \$226.87
Check Group:						
GIRLS TRACK 3/12/20		1	211357	169878 4/13/2020	40.5.2550.337.0000.002.4000.0000 Transportation -Athletic	\$215.86
					Check #: 0	
						PO/InvoiceTotal: \$215.86
Check Group:						
B TRACK 2/27/20		1	211358	169883 4/13/2020	40.5.2550.337.0000.002.4000.0000 Transportation -Athletic	\$298.45
					Check #: 0	
						PO/InvoiceTotal: \$298.45
Check Group:						
G TRACK 3/11/20		1	211359	169892 4/13/2020	40.5.2550.337.0000.002.4000.0000 Transportation -Athletic	\$218.61
					Check #: 0	
						PO/InvoiceTotal: \$218.61
Check Group:						
B VOLLEYBALL 4/23/19		1	211360	95047 5/1/2019	40.5.2550.337.0000.002.4000.0000 Transportation -Athletic	\$244.95
					Check #: 0	
						PO/InvoiceTotal: \$244.95
Check Group:						
G TRACK 3/10/20		1	211361	169894 4/13/2020	40.5.2550.337.0000.002.4000.0000 Transportation -Athletic	\$234.02
					Check #: 0	

Proviso Township High School District 209

Voucher Detail Listing

Voucher Batch Number: 1141 11/10/2020

Fiscal Year: 2020-2021

Vendor Remit Name Description	Vendor #	QTY	PO No.	Invoice Invoice Date	Account	Amount
						PO/InvoiceTotal:
Check Group:						\$234.02
B BASEBALL 4/26/19		1	211362	95054 5/1/2019	40.5.2550.337.0000.002.4000.0000 Transportation -Athletic	\$236.39
						Check #: 0
						PO/InvoiceTotal:
Check Group:						\$236.39
SOFTBALL 4/24/19		1	211363	95063 5/1/2019	40.5.2550.337.0000.002.4000.0000 Transportation -Athletic	\$244.95
						Check #: 0
						PO/InvoiceTotal:
Check Group:						\$244.95
B VOLLEYBALL 4/24/19		1	211364	95064 5/1/2019	40.5.2550.337.0000.002.4000.0000 Transportation -Athletic	\$236.39
						Check #: 0
						PO/InvoiceTotal:
Check Group:						\$236.39
SOCCER 4/25/19		1	211365	95065 5/1/2019	40.5.2550.337.0000.002.4000.0000 Transportation -Athletic	\$236.39
						Check #: 0
						PO/InvoiceTotal:
Check Group:						\$236.39
SOFTBALL 4/23/19		1	211366	95071 5/1/2019	40.5.2550.337.0000.002.4000.0000 Transportation -Athletic	\$204.81
						Check #: 0
						PO/InvoiceTotal:
Check Group:						\$204.81
SOCCER 4/15/19		1	211367	95079 5/1/2019	40.5.2550.337.0000.002.4000.0000 Transportation -Athletic	\$178.05

Proviso Township High School District 209

Voucher Detail Listing

Voucher Batch Number: 1141

11/10/2020

Fiscal Year: 2020-2021

Vendor Remit Name Description	Vendor #	QTY	PO No.	Invoice Invoice Date	Account	Amount
Check #: 0						
PO/InvoiceTotal:						\$178.05
Check Group:						
SOFTBALL 4/12/19		1	211368	95082 5/1/2019	40.5.2550.337.0000.002.4000.0000 Transportation -Athletic	\$320.95
Check #: 0						
PO/InvoiceTotal:						\$320.95
Check Group:						
SOFTBALL 4/20/19		1	211369	95101 5/1/2019	40.5.2550.337.0000.002.4000.0000 Transportation -Athletic	\$347.71
Check #: 0						
PO/InvoiceTotal:						\$347.71
Check Group:						
GOLF 4/25/19		1	211370	95108 5/1/2019	40.5.2550.337.0000.002.4000.0000 Transportation -Athletic	\$213.91
Check #: 0						
PO/InvoiceTotal:						\$213.91
Vendor Total:						\$9,715.08
FOLLETT SCHOOL SOLUTIONS	350403					
Check Group:						
Exam Paper		1	210979	751459 10/2/2020	10.5.1651.411.0000.004.0016.0000 Educational Supplies	\$189.99
IB Flag Outdoor		1	210979	751459F 10/5/2020	10.5.1651.411.0000.004.0016.0000 Educational Supplies	\$270.00
Check #: 0						
PO/InvoiceTotal:						\$459.99
Vendor Total:						\$459.99
FOX VALLEY FILTERS	366962					
Check Group:						

Proviso Township High School District 209

Voucher Detail Listing

Voucher Batch Number: 1141

11/10/2020

Fiscal Year: 2020-2021

Vendor Remit Name Description	Vendor #	QTY	PO No.	Invoice Invoice Date	Account	Amount
20*25*2 PLEATED HIGH CAP		48	210552	1005951 10/5/2020	20.5.2540.413.0000.003.2000.0000 Maintenance Supplies	\$602.24
16*20*2 PLEATED HIGH CAP		36	210552	1005951 10/5/2020	20.5.2540.413.0000.003.2000.0000 Maintenance Supplies	\$308.52
20*20*2 PLEATED HIGH CAP		24	210552	1005951 10/5/2020	20.5.2540.413.0000.003.2000.0000 Maintenance Supplies	\$245.04
Check #: 0						
						PO/InvoiceTotal: \$1,155.80
Check Group:						
20*25*2 MERV PLEATED		48	210553	1005950 10/5/2020	20.5.2540.413.0000.003.2000.0000 Maintenance Supplies	\$198.24
16*20*2 MERV PLEATED		36	210553	1005950 10/5/2020	20.5.2540.413.0000.003.2000.0000 Maintenance Supplies	\$105.84
20*20*2 MERV PLEATED		24	210553	1005950 10/5/2020	20.5.2540.413.0000.003.2000.0000 Maintenance Supplies	\$81.84
14*20*1 MERV PLEATED		24	210553	1005950 10/5/2020	20.5.2540.413.0000.003.2000.0000 Maintenance Supplies	\$90.80
Check #: 0						
						PO/InvoiceTotal: \$476.72
						Vendor Total: \$1,632.52
GARNET MIDWEST INC	350973					
Check Group:						
rubber manhole gaskets		3	210894	40432 10/5/2020	20.5.2540.413.0000.003.2000.0000 Maintenance Supplies	\$117.84
10*15*1-1/4 gaskets		3	210894	40432 10/5/2020	20.5.2540.413.0000.003.2000.0000 Maintenance Supplies	\$125.45
Check #: 0						
						PO/InvoiceTotal: \$243.29
Check Group:						

Proviso Township High School District 209

Voucher Detail Listing

Voucher Batch Number: 1141 11/10/2020

Fiscal Year: 2020-2021

Vendor Remit Name Description	Vendor #	QTY	PO No.	Invoice Invoice Date	Account	Amount
mcdonnell miller switch		1	210895	40431 10/5/2020	20.5.2540.413.0000.003.2000.0000 Maintenance Supplies	\$330.32
					Check #: 0	
						PO/InvoiceTotal: \$330.32
						Vendor Total: \$573.61
GARVEYS OFFICE PRODUCTS	355836					
Check Group:						
Reader, SD/Memory Stick, BK		4	210980	PINV1981960 10/1/2020	10.5.1100.411.0000.003.0031.0000 Educational Supplies	\$52.68
					Check #: 0	
						PO/InvoiceTotal: \$52.68
						Vendor Total: \$52.68
GATOR CHEF	366816					
Check Group:						
FURNISH AND INSTALL PUMP ON ICE MAKER		1	210504	28004 9/1/2020	20.5.2540.413.0000.004.2000.0000 Maintenance Supplies	\$184.00
					Check #: 0	
						PO/InvoiceTotal: \$184.00
						Vendor Total: \$184.00
GHA TECHNOLOGIES INC	365291					
Check Group:						
Crimson AV C63-60A Ceiling mount for LCD / plasma panel - high-grade cold rolled steel - black - screen size: 37" - 75"		4	210516	101077574 9/24/2020	10.5.2660.410.0000.001.0014.0000 General Supplies	\$880.00
Crimson AV ROBUST SERIES RST90 Wall mount for LCD display		1	210516	101082795 10/9/2020	10.5.2660.410.0000.001.0014.0000 General Supplies	\$133.00
					Check #: 0	
						PO/InvoiceTotal: \$1,013.00
Check Group:						

Proviso Township High School District 209

Voucher Detail Listing

Voucher Batch Number: 1141 11/10/2020

Fiscal Year: 2020-2021

Vendor Remit Name Description	Vendor #	QTY	PO No.	Invoice Invoice Date	Account	Amount
Cisco SFP+ Transceiver Module		10	210827	101080015 10/8/2020	10.5.2660.410.0000.001.0014.0000 General Supplies	\$4,721.40
Check #: 0						
PO/InvoiceTotal:						\$4,721.40
Check Group:						
4.2 mil - Roll (36 in x 150 ft) - 80 g/m ² - Bond Paper		4	211164	101081459 10/13/2020	10.5.2410.410.0000.004.0011.0000 General Supplies	\$100.00
Check #: 0						
PO/InvoiceTotal:						\$100.00
Check Group:						
Parallels Desktop for Mac Business Edition Subscription License Renewal (3 years)		40	211186	101082927 10/22/2020	10.5.2660.390.0000.001.0014.0000 Other Purchased Services	\$4,512.80
Check #: 0						
PO/InvoiceTotal:						\$4,512.80
Vendor Total:						\$10,347.20
GLOBAL INDUSTRIAL						
Check Group:						
STEEL HOSE REEL		9	211270	116730390 10/15/2020	20.5.2540.413.0000.003.2000.0000 Maintenance Supplies	\$696.24
QUICK COUPLER AND PLUG PACK		10	211270	116730390 10/15/2020	20.5.2540.413.0000.003.2000.0000 Maintenance Supplies	\$130.50
RUBBER TIPPED AIR BLOW GUN		10	211270	116730390 10/15/2020	20.5.2540.413.0000.003.2000.0000 Maintenance Supplies	\$153.00
EXCESS FLOW CHECK VALVE		2	211270	116730390 10/15/2020	20.5.2540.413.0000.003.2000.0000 Maintenance Supplies	\$86.32
RECOIL AIR COILGUARD		1	211270	116730390 10/15/2020	20.5.2540.413.0000.003.2000.0000 Maintenance Supplies	\$198.62
Check #: 0						
PO/InvoiceTotal:						\$1,264.68

Proviso Township High School District 209

Voucher Detail Listing

Voucher Batch Number: 1141 11/10/2020

Fiscal Year: 2020-2021

Vendor Remit Name Description	Vendor #	QTY	PO No.	Invoice Invoice Date	Account	Amount
Vendor Total:						\$1,264.68
GOODHEART WILLCOX PUBLISHER	350123					
Check Group:						
Princip digital in 6 yr email		90	211046	01753440 10/7/2020	10.5.2210.328.0000.001.0010.0000 Digital Licenses	\$13,795.20
25% Discount		1	211046	01753440 10/7/2020	10.5.2210.328.0000.001.0010.0000 Digital Licenses	(\$3,448.80)
Check #: 0						
PO/InvoiceTotal:						\$10,346.40
Check Group:						
Guide to Good Food 1 YR Bldg License		1	211085	01753439 10/7/2020	10.5.2210.328.0000.001.0010.0000 Digital Licenses	\$999.96
Guide to Good Food 1 YR Class License		1	211085	01753439 10/7/2020	10.5.2210.328.0000.001.0010.0000 Digital Licenses	\$749.97
Check #: 0						
PO/InvoiceTotal:						\$1,749.93
Vendor Total:						\$12,096.33
GRAINGER, INC.	350126					
Check Group:						
bloodborne kit		1	211047	9670449199 10/1/2020	20.5.2540.413.0000.003.2000.0000 Maintenance Supplies	\$29.63
Check #: 0						
PO/InvoiceTotal:						\$29.63
Check Group:						
Union,150,3/4 In. x 1/2 In.		10	211134	9681870102 10/12/2020	20.5.2540.413.0000.002.2000.0000 Maintenance Supplies	\$202.10
Union,Black Malleable Iron,150,3/4 In		10	211134	9681870102 10/12/2020	20.5.2540.413.0000.002.2000.0000 Maintenance Supplies	\$106.60
Union,Black Malleable Iron,150,1/2 In.		10	211134	9681870102 10/12/2020	20.5.2540.413.0000.002.2000.0000 Maintenance Supplies	\$95.10

Proviso Township High School District 209

Voucher Detail Listing

Voucher Batch Number: 1141

11/10/2020

Fiscal Year: 2020-2021

Vendor Remit Name Description	Vendor #	QTY	PO No.	Invoice Invoice Date	Account	Amount
Calibration/Wrench Kit		2	211134	9681870102 10/12/2020	20.5.2540.413.0000.002.2000.0000 Maintenance Supplies	\$46.74
Brass Ball Valve,Inline,FNPT,1/2 in		10	211134	9681870102 10/12/2020	20.5.2540.413.0000.002.2000.0000 Maintenance Supplies	\$76.20
Brass Ball Valve,Inline,FNPT,3/4 in		10	211134	9681870102 10/12/2020	20.5.2540.413.0000.002.2000.0000 Maintenance Supplies	\$93.10
RTV Silicone Sealant,11.1 oz Cartridge		12	211134	9681870102 10/12/2020	20.5.2540.413.0000.002.2000.0000 Maintenance Supplies	\$108.60
Union,Black Malleable Iron,150,1 In.		10	211134	9681870102 10/12/2020	20.5.2540.413.0000.002.2000.0000 Maintenance Supplies	\$142.70
Threading Machine Die Head,1/8" to 2"		1	211134	9681870102 10/12/2020	20.5.2540.413.0000.002.2000.0000 Maintenance Supplies	\$500.28
Cutting Oil,1 gal,Can		2	211134	9681870102 10/12/2020	20.5.2540.413.0000.002.2000.0000 Maintenance Supplies	\$64.42
Pneumatic Thermostat,DA,45 to 85F		5	211134	9681870102 10/12/2020	20.5.2540.413.0000.002.2000.0000 Maintenance Supplies	\$646.55
Normally Open Valve with Actuator,3/4 in		3	211134	9682137667 10/13/2020	20.5.2540.413.0000.002.2000.0000 Maintenance Supplies	\$786.33
Check #: 0						
PO/InvoiceTotal:						\$2,868.72
Check Group:						
LEAK DETECTOR, REF, COMBUST, CONTRACT OR KIT		1	211135	9682830717 10/13/2020	20.5.2540.413.0000.002.2000.0000 Maintenance Supplies	\$567.96
SPOT INFRARED CAMERA, -13 TO 716F, 1N@24IN		1	211135	9682830717 10/13/2020	20.5.2540.413.0000.002.2000.0000 Maintenance Supplies	\$436.36
VOLTAGE DETECTOR, 10 OT 1000VAC, LED		1	211135	9682830717 10/13/2020	20.5.2540.413.0000.002.2000.0000 Maintenance Supplies	\$30.92
CLAMP METER, 350MCM, 1MHZ, 1-3/16IN.JAW		2	211135	9682830717 10/13/2020	20.5.2540.413.0000.002.2000.0000 Maintenance Supplies	\$285.96
Check #: 0						

Proviso Township High School District 209

Voucher Detail Listing

Voucher Batch Number: 1141

11/10/2020

Fiscal Year: 2020-2021

Vendor Remit Name Description	Vendor #	QTY	PO No.	Invoice Invoice Date	Account	Amount
PO/InvoiceTotal:						\$1,321.20
Check Group:						
ROLLING TOOL BAG, 24 POCKETS, 19" X 12-1/2"		6	211136	9681870110 10/12/2020	20.5.2540.413.0000.002.2000.0000 Maintenance Supplies	\$1,029.66
EYEWASH STATION, WALL MNT, PLASTIC, 15-5/8W		2	211136	9681870110 10/12/2020	20.5.2540.413.0000.002.2000.0000 Maintenance Supplies	\$366.54
SAFETY GLASSES, CLEAR		5	211136	9681870110 10/12/2020	20.5.2540.413.0000.002.2000.0000 Maintenance Supplies	\$31.00
HARD HAT, TYPE 1 , CLASS C, PINLOCK, BLUE		5	211136	9681870128 10/12/2020	20.5.2540.413.0000.002.2000.0000 Maintenance Supplies	\$38.65
Check #: 0						
PO/InvoiceTotal:						\$1,465.85
Check Group:						
REPAIR CLAMPS		5	211137	9517619731 4/29/2020	20.5.2540.413.0000.002.2000.0000 Maintenance Supplies	\$114.40
Check #: 0						
PO/InvoiceTotal:						\$114.40
Check Group:						
CERAMIC INSULATION, 24 IN W, 25FT		1	211187	9681701307 10/12/2020	20.5.2540.413.0000.002.2000.0000 Maintenance Supplies	\$80.00
Check #: 0						
PO/InvoiceTotal:						\$80.00
Check Group:						
BOLLARD COVER		4	211213	9688137331 10/19/2020	20.5.2540.413.0000.003.2000.0000 Maintenance Supplies	\$245.16
Check #: 0						
PO/InvoiceTotal:						\$245.16
Check Group:						
DOME DOOR STOPPER		20	211317	9693087885 10/22/2020	20.5.2540.413.0000.004.2000.0000 Maintenance Supplies	\$100.00

Proviso Township High School District 209

Voucher Detail Listing

Voucher Batch Number: 1141

11/10/2020

Fiscal Year: 2020-2021

Vendor Remit Name Description	Vendor #	QTY	PO No.	Invoice Invoice Date	Account	Amount
Check #: 0						
PO/InvoiceTotal:						\$100.00
Vendor Total:						\$6,224.96
HAUSER, IZZO, PETRARCA, Check Group:	365976					
PROPERTY TAXES		1	211395	26485 10/15/2020	10.5.2310.326.0000.001.0050.0000 PTAB	\$1,909.00
Check #: 0						
PO/InvoiceTotal:						\$1,909.00
Check Group:						
Litigation		1	211432	26486 10/15/2020	10.5.2310.318.0000.001.0050.0000 LEGAL	\$2,001.00
Retainer		1	211432	26487 10/15/2020	10.5.2310.318.0000.001.0050.0000 LEGAL	\$10,048.07
Collective Bargaining		1	211432	26488 10/15/2020	10.5.2310.318.0000.001.0050.0000 LEGAL	\$4,140.00
Check #: 0						
PO/InvoiceTotal:						\$16,189.07
Vendor Total:						\$18,098.07
HAYES MECHANICAL Check Group:						
CUT AND REMOVE LEAKING TUBES FROM BOILER		1	210377	462996 8/25/2020	20.5.2540.551.0000.003.2000.0000 REPLACEMENT EQUIP.WEST.O&M	\$2,765.00
LABOR AND EQUIPMENT		1	210377	462996 8/25/2020	20.5.2540.551.0000.003.2000.0000 REPLACEMENT EQUIP.WEST.O&M	\$1,911.00
Check #: 0						
PO/InvoiceTotal:						\$4,676.00
Vendor Total:						\$4,676.00
HELPING HAND CENTER Check Group:	364024					

Proviso Township High School District 209

Voucher Detail Listing

Voucher Batch Number: 1141 11/10/2020

Fiscal Year: 2020-2021

Vendor Remit Name Description	Vendor #	QTY	PO No.	Invoice Invoice Date	Account	Amount
SEPTEMBER TUITION- RS		21	211340	12396 9/30/2020	10.5.4120.670.0000.001.0394.0000 Tuition	\$7,358.82
					Check #: 0	
						PO/InvoiceTotal: \$7,358.82
						Vendor Total: \$7,358.82
HODGES LOIZZI EISENHAMMER RODRICK KOHN	367038					
Check Group:						
PTAB		1	211188	49829 8/31/2020	10.5.2310.326.0000.001.0050.0000 PTAB	\$48.65
					Check #: 0	
						PO/InvoiceTotal: \$48.65
Check Group:						
PTAB		1	211423	50083 9/30/2020	10.5.2310.326.0000.001.0050.0000 PTAB	\$132.22
					Check #: 0	
						PO/InvoiceTotal: \$132.22
						Vendor Total: \$180.87
HUDL						
Check Group:						
HUDI AD PACKAGE- 9/30/20-9/29/21		1	211419	INV01032960 10/23/2020	10.5.1501.390.0000.002.0036.0000 Other Purchased Services	\$1,099.00
					Check #: 0	
						PO/InvoiceTotal: \$1,099.00
						Vendor Total: \$1,099.00
IASB	350515					
Check Group:						
2020 Virtual Summit for BOE members		3	211253	336663 10/1/2020	10.5.2310.640.0000.001.0050.0000 Dues And Fees	\$150.00
2020 Virtual Summit for BOE members		1	211253	336737 10/2/2020	10.5.2310.640.0000.001.0050.0000 Dues And Fees	\$50.00

Proviso Township High School District 209

Voucher Detail Listing

Voucher Batch Number: 1141

11/10/2020

Fiscal Year: 2020-2021

Vendor Remit Name Description	Vendor #	QTY	PO No.	Invoice Invoice Date	Account	Amount
Check #: 0						
PO/InvoiceTotal:						\$200.00
Vendor Total:						\$200.00
ID WHOLESALER						
Check Group:						
Zebra 800033-840 Color Ribbon - YMCKO		50	210437	INV6446295 8/11/2020	10.5.2190.410.0000.003.0102.0000 General Supplies	\$2,300.00
Check #: 0						
PO/InvoiceTotal:						\$2,300.00
Vendor Total:						\$2,300.00
IGS ENERGY						
Check Group:						
East - Electricity		1	210030	20092316064G31 8138 9/23/2020	20.5.2540.466.0000.002.2000.0000 Electricity	\$10,098.57
West - Electricity		1	210030	2010140813B7FD CF6B 10/14/2020	20.5.2540.466.0000.003.2000.0000 Electricity	\$10,920.74
PMSA - Electricity		1	210030	20101608179037 5915 10/16/2020	20.5.2540.466.0000.004.2000.0000 Electricity	\$15,921.19
Check #: 0						
PO/InvoiceTotal:						\$36,940.50
Vendor Total:						\$36,940.50
ILLINOIS HIGH SCHOOL ASSOCIATION						
Check Group:						
IHSA (Fall) State Series Entry Fee		6	211332	EF20-0248 9/11/2020	10.5.1501.642.0000.003.0036.0000 Entry Fees	\$600.00
Check #: 0						
PO/InvoiceTotal:						\$600.00
Vendor Total:						\$600.00

Proviso Township High School District 209

Voucher Detail Listing

Voucher Batch Number: 1141 11/10/2020

Fiscal Year: 2020-2021

Vendor Remit Name Description	Vendor #	QTY	PO No.	Invoice Invoice Date	Account	Amount
ILLINOIS PRINCIPALS ASSOC	350166					
Check Group:						
Joseph Kosina Administrator Membership Enrollment		1	211158	9001385836 7/24/2020	10.5.2410.640.0000.003.0011.0000 Dues And Fees	\$649.00
Dr. Jeremiah's Administrator Membership Enrollment		1	211158	9001385836 7/24/2020	10.5.2410.640.0000.003.0011.0000 Dues And Fees	\$399.00
Dr . Thomas Administrator Membership Enrollment		1	211158	9001385836 7/24/2020	10.5.2410.640.0000.003.0011.0000 Dues And Fees	\$399.00
Check #: 0						
						PO/InvoiceTotal: \$1,447.00
						Vendor Total: \$1,447.00
IMAGE FX CORP						
Check Group:						
front exterior letters		1	211410	4436 9/15/2020	20.5.2540.700.0000.003.2000.0000 Non-Capitalized Equipment	\$1,852.79
Check #: 0						
						PO/InvoiceTotal: \$1,852.79
						Vendor Total: \$1,852.79
INTERNATIONAL ACADEMY OF SCIENCE						
Check Group:						
ACELLUS STUDENT MASTER LICENSE		25	210522	71511 7/1/2020	10.5.3700.390.0000.001.4300.0001 Other Purchased Services	\$2,500.00
Check #: 0						
						PO/InvoiceTotal: \$2,500.00
						Vendor Total: \$2,500.00
INTERNATIONAL BACCALAUREATE	365188					
Check Group:						
LANGUAGE B ONLINE TRAINING- J. KONSTANT		1	211225	LXNRWF97V67 10/14/2020	10.5.1100.312.0000.001.0365.0000 Conferences	\$450.00
Check #: 0						

Proviso Township High School District 209

Voucher Detail Listing

Voucher Batch Number: 1141 11/10/2020

Fiscal Year: 2020-2021

Vendor Remit Name Description	Vendor #	QTY	PO No.	Invoice Invoice Date	Account	Amount
						PO/InvoiceTotal: \$450.00
Check Group:						
ENGLISH A ONLINE TRAINING- J. MOORE		1	211254	VFNZKV2ZCRD 10/16/2020	10.5.1100.312.0000.001.0365.0000 Conferences	\$450.00
						Check #: 0
						PO/InvoiceTotal: \$450.00
						Vendor Total: \$900.00
JACQUELINE LETTERBERGER						
Check Group:						
MATH TUTORING - 9/1-9/30		1	211155	1 10/1/2020	10.5.3700.390.0000.001.4300.0002 Purchased Svcs	\$128.00
						Check #: 0
						PO/InvoiceTotal: \$128.00
						Vendor Total: \$128.00
JAMES L. HENDERSON						
Check Group:						
Steak 48_Chat and Chew_BOE		1	211165	NOV20AP 10/8/2020	10.5.2310.323.0000.001.0050.0000 Food Non-Contracted	\$123.95
Parking		1	211165	NOV20AP 10/8/2020	10.5.2310.332.0000.001.0050.0000 Travel-Employees	\$49.00
McCormick & Schmick's_Chat and Chew_BOE		1	211165	NOV20AP 10/8/2020	10.5.2310.323.0000.001.0050.0000 Food Non-Contracted	\$148.25
						Check #: 0
						PO/InvoiceTotal: \$321.20
Check Group:						
IHOP_Chat & Chew w/BOE		1	211285	NOV20AP-1 10/16/2020	10.5.2310.323.0000.001.0050.0000 Food Non-Contracted	\$28.54
						Check #: 0
						PO/InvoiceTotal: \$28.54

Proviso Township High School District 209

Voucher Detail Listing

Voucher Batch Number: 1141

11/10/2020

Fiscal Year: 2020-2021

Vendor Remit Name Description	Vendor #	QTY	PO No.	Invoice Invoice Date	Account	Amount
Vendor Total:						\$349.74
JEANINE SCHULTZ MEMORIAL SCHOOL	363971					
Check Group:						
AUGUST TUITION- HA		3	211341	08302006 9/1/2020	10.5.4120.670.0000.001.0394.0000 Tuition	\$616.32
AUGUST TUITION- TB		3	211341	08302006 9/1/2020	10.5.4120.670.0000.001.0394.0000 Tuition	\$616.32
AUGUST TUITION- JS		3	211341	08302006 9/1/2020	10.5.4120.670.0000.001.0394.0000 Tuition	\$616.32
AUGUST TUITION-SD		3	211341	08302006 9/1/2020	10.5.4120.670.0000.001.0394.0000 Tuition	\$616.32
AUGUST TUITION- GJ		3	211341	08302006 9/1/2020	10.5.4120.670.0000.001.0394.0000 Tuition	\$616.32
AUGUST TUITION- BM		3	211341	08302006 9/1/2020	10.5.4120.670.0000.001.0394.0000 Tuition	\$616.32
AUGUST TUITION- MM		3	211341	08302006 9/1/2020	10.5.4120.670.0000.001.0394.0000 Tuition	\$616.32
AUGUST TUITION- MR		3	211341	08302006 9/1/2020	10.5.4120.670.0000.001.0394.0000 Tuition	\$616.32
AUGUST TUITION- DS		3	211341	08302006 9/1/2020	10.5.4120.670.0000.001.0394.0000 Tuition	\$616.32
AUGUST TUITION- MV		3	211341	08302006 9/1/2020	10.5.4120.670.0000.001.0394.0000 Tuition	\$616.32
AUGUST TUITION- MW		3	211341	08302006 9/1/2020	10.5.4120.670.0000.001.0394.0000 Tuition	\$616.32
Check #: 0						
PO/InvoiceTotal:						\$6,779.52
Vendor Total:						\$6,779.52
JOHNSON CONTROLS FIRE PROTECTION	350332					
Check Group:						

Proviso Township High School District 209

Voucher Detail Listing

Voucher Batch Number: 1141 11/10/2020

Fiscal Year: 2020-2021

Vendor Remit Name Description	Vendor #	QTY	PO No.	Invoice Invoice Date	Account	Amount
KITCHEN HOOD INSPECTION		1	211142	87081869 9/14/2020	20.5.2540.320.0000.002.2000.0000 Repairs & Maintenance	\$110.00
Check #: 0						
PO/InvoiceTotal:						\$110.00
Check Group:						
MONITORING OF FIRE PANEL		1	211190	21776682 8/3/2020	20.5.2540.390.0000.004.2000.0000 Other Purchased Services	\$420.00
Check #: 0						
PO/InvoiceTotal:						\$420.00
Check Group:						
ANNUAL INVOICE FOR FIRE ALARM MONITORING SERVICE		1	211191	21840805 9/1/2020	20.5.2540.390.0000.002.2000.0000 Other Purchased Services	\$420.00
Check #: 0						
PO/InvoiceTotal:						\$420.00
Vendor Total:						\$950.00
LAKESHORE RECYCLING SYSTEMS	366889					
Check Group:						
STANDARD UNIT		1	211102	PS345170 10/22/2020	20.5.2540.390.0000.003.2000.0000 Other Purchased Services	\$184.00
HANDICAP ACCESSIBLE UNIT		1	211102	PS345170 10/22/2020	20.5.2540.390.0000.003.2000.0000 Other Purchased Services	\$244.00
HANDWASH STATION		1	211102	PS345170 10/22/2020	20.5.2540.390.0000.003.2000.0000 Other Purchased Services	\$190.00
Check #: 0						
PO/InvoiceTotal:						\$618.00
Vendor Total:						\$618.00
LEXISNEXIS RISK SOLUTIONS	365051					
Check Group:						

Proviso Township High School District 209

Voucher Detail Listing

Voucher Batch Number: 1141

11/10/2020

Fiscal Year: 2020-2021

Vendor Remit Name Description	Vendor #	QTY	PO No.	Invoice Invoice Date	Account	Amount
address verification services		1	210021	1551526-2020093 0 9/30/2020	10.5.2190.390.0000.001.0102.0000 Other Purchased Services	\$150.00
					Check #: 0	
						PO/InvoiceTotal: <u>\$150.00</u>
						Vendor Total: <u>\$150.00</u>
M.COOPER WINSUPPLY CO.	366112					
Check Group:						
CLOSET SPUD		6	210507	00483301 10/3/2020	20.5.2540.413.0000.004.2000.0000 Maintenance Supplies	\$46.04
CLOSET SPUD CPLG		6	210507	00483301 10/3/2020	20.5.2540.413.0000.004.2000.0000 Maintenance Supplies	\$91.20
URINAL REPAIR KIT		10	210507	00483301 10/3/2020	20.5.2540.413.0000.004.2000.0000 Maintenance Supplies	\$227.27
URINAL SPUD		8	210507	00483301 10/3/2020	20.5.2540.413.0000.004.2000.0000 Maintenance Supplies	\$334.86
URINAL SPUD		10	210507	00483301 10/3/2020	20.5.2540.413.0000.004.2000.0000 Maintenance Supplies	\$74.16
SPUD CPLG		10	210507	00483301 10/3/2020	20.5.2540.413.0000.004.2000.0000 Maintenance Supplies	\$130.29
URINAL SPUD		2	210507	00483302 10/15/2020	20.5.2540.413.0000.004.2000.0000 Maintenance Supplies	\$83.71
					Check #: 0	
						PO/InvoiceTotal: <u>\$987.53</u>
						Vendor Total: <u>\$987.53</u>
MAJOR APPLIANCE SERVICE	351377					
Check Group:						
SERVICE CHARGE		1	211396	245313 10/5/2020	20.5.2540.320.0000.003.2000.0000 Repairs & Maintenance	\$90.00
travel charge		1	211396	245313 10/5/2020	20.5.2540.320.0000.003.2000.0000 Repairs & Maintenance	\$74.25

Proviso Township High School District 209

Voucher Detail Listing

Voucher Batch Number: 1141 11/10/2020

Fiscal Year: 2020-2021

Vendor Remit Name Description	Vendor #	QTY	PO No.	Invoice Invoice Date	Account	Amount
RETURN TRAVEL CHARGE		1	211396	245313 10/5/2020	20.5.2540.320.0000.003.2000.0000 Repairs & Maintenance	\$25.00
LABOR CHARGE		2	211396	245313 10/5/2020	20.5.2540.320.0000.003.2000.0000 Repairs & Maintenance	\$198.00
Check #: 0						
PO/InvoiceTotal:						\$387.25
Vendor Total:						\$387.25
MARCIA EBERHARD						
Check Group:						
WALTHER TUTORING - 8/3-9/12/2020		1	211417	NOV20AP 10/29/2020	10.5.3700.390.0000.001.4300.0002 Purchased Svcs	\$336.00
WALTHER TUTORING - 9/14-9/24/2020		1	211417	NOV20AP 10/29/2020	10.5.3700.390.0000.001.4300.0002 Purchased Svcs	\$384.00
WALTHER TUTORING - 9/28-10/8/2020		1	211417	NOV20AP 10/29/2020	10.5.3700.390.0000.001.4300.0002 Purchased Svcs	\$384.00
WALTHER TUTORING - 10/13-10/22/2020		1	211417	NOV20AP 10/29/2020	10.5.3700.390.0000.001.4300.0002 Purchased Svcs	\$336.00
Check #: 0						
PO/InvoiceTotal:						\$1,440.00
Vendor Total:						\$1,440.00
MARTIN IMPLEMENT SALES 350210						
Check Group:						
FUEL CAP		1	211192	P27841 6/30/2020	20.5.2540.413.0000.003.2000.0000 Maintenance Supplies	\$13.20
Check #: 0						
PO/InvoiceTotal:						\$13.20
Vendor Total:						\$13.20
MARY KATE TRAUSCH 366683						
Check Group:						

Proviso Township High School District 209

Voucher Detail Listing

Voucher Batch Number: 1141

11/10/2020

Fiscal Year: 2020-2021

Vendor Remit Name Description	Vendor #	QTY	PO No.	Invoice Invoice Date	Account	Amount
ENGLISH/READING TUTORING - 9/1-9/30/20		1	211143	1 10/1/2020	10.5.3700.390.0000.001.4300.0002 Purchased Svcs	\$64.00
Check #: 0						
PO/InvoiceTotal:						\$64.00
Vendor Total:						\$64.00
MARYVILLE ACADEMY	356781					
Check Group:						
SEPTEMBER TUITION- WG		1	211342	JS000194-0920 10/1/2020	10.5.4120.670.0000.001.0394.0000 Tuition	\$6,604.08
SEPTEMBER TUITION- JM		1	211342	JS000201-0920 10/1/2020	10.5.4120.670.0000.001.0394.0000 Tuition	\$6,604.08
SEPTEMBER TUITION- KN		1	211342	JS000202-0920 10/1/2020	10.5.4120.670.0000.001.0394.0000 Tuition	\$6,604.08
SEPTEMBER TUITION- CS		1	211342	JS000203-0920 10/1/2020	10.5.4120.670.0000.001.0394.0000 Tuition	\$6,604.08
SEPTEMBER TUITION- WV		1	211342	JS000205-0920 10/1/2020	10.5.4120.670.0000.001.0394.0000 Tuition	\$6,604.08
SEPTEMBER TUITION- CS		1	211342	JS000211-0920 10/1/2020	10.5.4120.670.0000.001.0394.0000 Tuition	\$6,604.08
SEPTEMBER TUITION- AB		1	211342	JS000213-0920 10/1/2020	10.5.4120.670.0000.001.0394.0000 Tuition	\$6,604.08
SEPTEMBER TUITION- JM		1	211342	JS000223-0920 10/1/2020	10.5.4120.670.0000.001.0394.0000 Tuition	\$6,604.08
SEPTEMBER TUITION- CA		1	211342	JS000225-0920 10/1/2020	10.5.4120.670.0000.001.0394.0000 Tuition	\$6,604.08
SEPTEMBER TUITION- MB		1	211342	JS000346-0920 10/1/2020	10.5.4120.670.0000.001.0394.0000 Tuition	\$6,604.08
Check #: 0						
PO/InvoiceTotal:						\$66,040.80
Vendor Total:						\$66,040.80

Proviso Township High School District 209

Voucher Detail Listing

Voucher Batch Number: 1141 11/10/2020

Fiscal Year: 2020-2021

Vendor Remit Name Description	Vendor #	QTY	PO No.	Invoice Invoice Date	Account	Amount
MAYWOOD GLASS & MIRROR	350214					
Check Group:						
REPLACE AND INSTALL 44 X 44 WINDOW IN ROOM 240		1	210201	48279 8/26/2020	20.5.2540.700.0000.002.2000.0000 Non-Capitalized Equipment	\$850.00
					Check #: 0	
						PO/InvoiceTotal: \$850.00
						Vendor Total: \$850.00
MCALLISTER SIGN CO	364383					
Check Group:						
Unit Banner Small		1	211193	1936 5/28/2020	10.5.1401.410.0000.002.0320.0000 General Supplies	\$110.00
Unit Banner Large		1	211193	1936 5/28/2020	10.5.1401.410.0000.002.0320.0000 General Supplies	\$128.00
					Check #: 0	
						PO/InvoiceTotal: \$238.00
						Vendor Total: \$238.00
MCGRAW HILL EDUCATION INC.						
Check Group:						
GLENCOE SOCIOLOGY STUDENT LEARNING CENTER, 1 YR SUBSCRIPTION		30	211076	115274601001 10/9/2020	10.5.2210.328.0000.001.0010.0000 Digital Licenses	\$582.30
					Check #: 0	
						PO/InvoiceTotal: \$582.30
						Vendor Total: \$582.30
MCGRAW-HILL	350526					
Check Group:						
LSC Gen Use Math Stem Pathway		167	210814	114960153001 9/17/2020	10.5.2210.328.0000.001.0010.0000 Digital Licenses	\$8,350.00
					Check #: 0	
						PO/InvoiceTotal: \$8,350.00

Proviso Township High School District 209

Voucher Detail Listing

Voucher Batch Number: 1141

11/10/2020

Fiscal Year: 2020-2021

Vendor Remit Name Description	Vendor #	QTY	PO No.	Invoice Invoice Date	Account	Amount
Vendor Total:						\$8,350.00
MCMASTER CARR	350217					
Check Group:						
arm pull handles		19	210369	43589510 8/6/2020	20.5.2540.413.0000.003.2000.0000 Maintenance Supplies	\$1,218.98
				Check #: 0		
PO/InvoiceTotal:						\$1,218.98
Check Group:						
DRY ERASE BOARD		1	211144	46706683 10/6/2020	20.5.2540.413.0000.003.2000.0000 Maintenance Supplies	\$100.32
				Check #: 0		
PO/InvoiceTotal:						\$100.32
Check Group:						
high capacity stapler		1	211214	47070827 10/13/2020	20.5.2540.413.0000.003.2000.0000 Maintenance Supplies	\$49.88
high capacity staples		1	211214	47070827 10/13/2020	20.5.2540.413.0000.003.2000.0000 Maintenance Supplies	\$5.29
high capacity office staples		1	211214	47070827 10/13/2020	20.5.2540.413.0000.003.2000.0000 Maintenance Supplies	\$6.56
				Check #: 0		
PO/InvoiceTotal:						\$61.73
Check Group:						
plastic waste container		24	211397	47875973 10/28/2020	20.5.2540.413.0000.003.2000.0000 Maintenance Supplies	\$227.77
10 gallon waste container		2	211397	47875973 10/28/2020	20.5.2540.413.0000.003.2000.0000 Maintenance Supplies	\$33.50
				Check #: 0		
PO/InvoiceTotal:						\$261.27
Check Group:						

Proviso Township High School District 209

Voucher Detail Listing

Voucher Batch Number: 1141 11/10/2020

Fiscal Year: 2020-2021

Vendor Remit Name Description	Vendor #	QTY	PO No.	Invoice Invoice Date	Account	Amount
locking key control cabinet		1	211398	47875984 10/28/2020	20.5.2540.413.0000.003.2000.0000 Maintenance Supplies	\$72.79
Check #: 0						
PO/InvoiceTotal:						\$72.79
Vendor Total:						\$1,715.09
MCWILLIAMS ELECTRIC COMPANY INC.						
Check Group:						
FURNISH AND INSTALL S.O. DROPS TO MACHINES AND DUPLEX RECEPTACLES MOUNTED TO MACHINE		1	210869	82673 10/28/2020	20.5.2540.550.0000.003.2000.0000 Capitalized Equipment	\$3,415.83
Check #: 0						
PO/InvoiceTotal:						\$3,415.83
Check Group:						
CONDUIT AND WIRE, RE-WORK CIRCUITS, SUPPLY DEDICATED POWER CIRCUITS		1	211003	62675 10/28/2020	20.5.2540.700.0000.003.2000.0000 Non-Capitalized Equipment	\$1,717.63
Check #: 0						
PO/InvoiceTotal:						\$1,717.63
Vendor Total:						\$5,133.46
MENARD'S 352443						
Check Group:						
FAST SET CONCRETE MIX		10	211226	71216 10/15/2020	20.5.2540.413.0000.003.2000.0000 Maintenance Supplies	\$54.80
Check #: 0						
PO/InvoiceTotal:						\$54.80
Check Group:						
rubber grout float handle		1	211430	72373 10/28/2020	20.5.2540.413.0000.003.2000.0000 Maintenance Supplies	\$5.49
sand grout		2	211430	72373 10/28/2020	20.5.2540.413.0000.003.2000.0000 Maintenance Supplies	\$26.48

Proviso Township High School District 209

Voucher Detail Listing

Voucher Batch Number: 1141

11/10/2020

Fiscal Year: 2020-2021

Vendor Remit Name Description	Vendor #	QTY	PO No.	Invoice Invoice Date	Account	Amount
fast grab adhesive		1	211430	72373 10/28/2020	20.5.2540.413.0000.003.2000.0000 Maintenance Supplies	\$21.98
acoustical ceiling		3	211430	72373 10/28/2020	20.5.2540.413.0000.003.2000.0000 Maintenance Supplies	\$47.97
canvas drop cloth		2	211430	72373 10/28/2020	20.5.2540.413.0000.003.2000.0000 Maintenance Supplies	\$63.96
meduim weight canvas drop		2	211430	72373 10/28/2020	20.5.2540.413.0000.003.2000.0000 Maintenance Supplies	\$33.98
heavy weight canvas drop		2	211430	72373 10/28/2020	20.5.2540.413.0000.003.2000.0000 Maintenance Supplies	\$39.96
masking tape		12	211430	72373 10/28/2020	20.5.2540.413.0000.003.2000.0000 Maintenance Supplies	\$28.68
spreader		4	211430	72373 10/28/2020	20.5.2540.413.0000.003.2000.0000 Maintenance Supplies	\$3.96
scaper blades		10	211430	72373 10/28/2020	20.5.2540.413.0000.003.2000.0000 Maintenance Supplies	\$21.90
tile grout sponge		4	211430	72373 10/28/2020	20.5.2540.413.0000.003.2000.0000 Maintenance Supplies	\$11.88
saw blade		4	211430	72373 10/28/2020	20.5.2540.413.0000.003.2000.0000 Maintenance Supplies	\$11.28
scapper wire brush		6	211430	72373 10/28/2020	20.5.2540.413.0000.003.2000.0000 Maintenance Supplies	\$29.82
pro grout saw		2	211430	72373 10/28/2020	20.5.2540.413.0000.003.2000.0000 Maintenance Supplies	\$17.58
razor floor scapper		6	211430	72373 10/28/2020	20.5.2540.413.0000.003.2000.0000 Maintenance Supplies	\$35.94
paint pail		6	211430	72373 10/28/2020	20.5.2540.413.0000.003.2000.0000 Maintenance Supplies	\$11.94
barrel caulk gun		2	211430	72373 10/28/2020	20.5.2540.413.0000.003.2000.0000 Maintenance Supplies	\$31.96

Check #: 0

Proviso Township High School District 209

Voucher Detail Listing

Voucher Batch Number: 1141

11/10/2020

Fiscal Year: 2020-2021

Vendor Remit Name Description	Vendor #	QTY	PO No.	Invoice Invoice Date	Account	Amount
						PO/InvoiceTotal: \$444.76
						Vendor Total: \$499.56
METROPOLITAN, CORP	363955					
Check Group:						
FURNISH INSTALL RETRO FIT BOTTLE FILLER ON 2ND FLOOR STUDENT SECTION		1	210946	PE2020-10 10/22/2020	20.5.2540.550.0000.004.2000.0000 Capitalized Equipment	\$3,750.00
						Check #: 0
						PO/InvoiceTotal: \$3,750.00
						Vendor Total: \$3,750.00
MICHAEL PICCOLI						
Check Group:						
SUMMER SCHOOL TUTORING - 7/20/2020-8/6/2020		1	211381	NOV20AP 10/23/2020	10.5.3700.390.0000.001.4300.0002 Purchased Svcs	\$1,152.00
						Check #: 0
						PO/InvoiceTotal: \$1,152.00
						Vendor Total: \$1,152.00
MID-WEST TRUCKERS ASSOCIATION	351029					
Check Group:						
DRUG TESTING		7	211372	P718776 10/14/2020	10.5.2640.390.0000.001.0325.0000 Other Purchased Services	\$509.25
						Check #: 0
						PO/InvoiceTotal: \$509.25
						Vendor Total: \$509.25
MOTION SOLUTIONS LLC	364878					
Check Group:						
Elevator - Maintenance & Service		1	210023	31670 11/1/2020	20.5.2540.310.0000.002.2000.0000 Professional & Technical Services	\$335.16
Elevator - Maintenance & Service		1	210023	31670 11/1/2020	20.5.2540.310.0000.003.2000.0000 Professional & Technical Services	\$335.17

Proviso Township High School District 209

Voucher Detail Listing

Voucher Batch Number: 1141 11/10/2020

Fiscal Year: 2020-2021

Vendor Remit Name Description	Vendor #	QTY	PO No.	Invoice Invoice Date	Account	Amount
Elevator - Maintenance & Service		1	210023	31670 11/1/2020	20.5.2540.310.0000.004.2000.0000 Professional & Technical Services	\$335.17
Check #: 0						
PO/InvoiceTotal:						\$1,005.50
Check Group: INSTALLED NEW DOOR SCREEN DETECTOR SYSTEM IN ELEVATOR		1	211124	31735 8/18/2020	20.5.2540.700.0000.002.2000.0000 Non-Capitalized Equipment	\$2,000.00
Check #: 0						
PO/InvoiceTotal:						\$2,000.00
Check Group: MACHINE ROOM MOTOR REBUILD AND REPLACEMENT		1	211195	31781 9/29/2020	20.5.2540.551.0000.003.2000.0000 REPLACEMENT EQUIP.WEST.O&M	\$3,459.00
Check #: 0						
PO/InvoiceTotal:						\$3,459.00
Vendor Total:						\$6,464.50
MS. ROBERTS ACADEMY	357085					
Check Group: Semester Tuition		11	211196	09/01/PROVI 9/3/2020	10.5.4280.670.0000.001.0010.0000 Tuition	\$27,500.00
Equipment Kit, Uniforms, Books		4	211196	09/01/PROVI 9/3/2020	10.5.4280.670.0000.001.0010.0000 Tuition	\$4,800.00
Check #: 0						
PO/InvoiceTotal:						\$32,300.00
Vendor Total:						\$32,300.00
NATIONAL RESTAURANT ASSOC EDUCATION FDN	366167					
Check Group: FRMCA Level 1 Ebook		70	210947	16N6387513 9/28/2020	10.5.2210.328.0000.001.0010.0000 Digital Licenses	\$2,016.00

Proviso Township High School District 209

Voucher Detail Listing

Voucher Batch Number: 1141 11/10/2020

Fiscal Year: 2020-2021

Vendor Remit Name Description	Vendor #	QTY	PO No.	Invoice Invoice Date	Account	Amount
FRMCA Level 2 Ebook		30	210947	16N6387513 9/28/2020	10.5.2210.328.0000.001.0010.0000 Digital Licenses	\$864.00
Level 1 Teacher Package		1	210947	16N6387513 9/28/2020	10.5.2210.328.0000.001.0010.0000 Digital Licenses	\$309.00
Level 2 Teacher Package		1	210947	16N6387513 9/28/2020	10.5.2210.328.0000.001.0010.0000 Digital Licenses	\$309.00
Shipping		1	210947	16N6387513 9/28/2020	10.5.2210.328.0000.001.0010.0000 Digital Licenses	\$23.46
Check #: 0						
PO/InvoiceTotal:						\$3,521.46
Vendor Total:						\$3,521.46
NAVIANCE INC.	364519					
Check Group:						
PE - NAVIANCE ESSENTIALS SOLUTION- 9/3/2020-9/2/2021		1365	211399	INV00116869-1 9/11/2020	10.5.2120.390.0000.002.4300.0002 Purchased Svcs	\$10,237.50
PW - NAVIANCE ESSENTIALS SOLUTION - 9/3/2020-9/2/2021		1530	211399	INV00116869-1 9/11/2020	10.5.2120.390.0000.002.4300.0002 Purchased Svcs	\$11,475.00
Check #: 0						
PO/InvoiceTotal:						\$21,712.50
Vendor Total:						\$21,712.50
NICOR GAS	350248					
Check Group:						
NATURAL GAS		1	0	NOV20AP-5 10/2/2020	20.5.2540.465.0000.004.2000.0000 Natural Gas	\$912.19
Check #: 0						
PO/InvoiceTotal:						\$912.19
Check Group:						
NATURAL GAS		1	210039	NOV20AP 10/16/2020	20.5.2540.465.0000.002.2000.0000 Natural Gas	\$187.75

Proviso Township High School District 209

Voucher Detail Listing

Voucher Batch Number: 1141 11/10/2020

Fiscal Year: 2020-2021

Vendor Remit Name Description	Vendor #	QTY	PO No.	Invoice Invoice Date	Account	Amount
NATURAL GAS		1	210039	NOV20AP-1 10/20/2020	20.5.2540.465.0000.002.2000.0000 Natural Gas	\$158.84
NATURAL GAS		1	210039	NOV20AP-2 9/8/2020	20.5.2540.465.0000.002.2000.0000 Natural Gas	\$884.97
NATURAL GAS		1	210039	NOV20AP-3 10/6/2020	20.5.2540.465.0000.003.2000.0000 Natural Gas	\$451.82
NATURAL GAS		1	210039	NOV20AP-4 9/8/2020	20.5.2540.465.0000.003.2000.0000 Natural Gas	\$833.70
Check #: 0						
						PO/InvoiceTotal: \$2,517.08
						Vendor Total: \$3,429.27
NOLAN BOILER & TANK SERVICE, INC.	364495					
Check Group:						
FURNISH/ INSTALL TUBE ON BOILER TO ORIGINAL SPECS		1	211227	13087 10/26/2020	20.5.2540.700.0000.004.2000.0000 Non-Capitalized Equipment	\$1,421.00
Check #: 0						
						PO/InvoiceTotal: \$1,421.00
						Vendor Total: \$1,421.00
NORCOMM PUBLIC SAFETY COMM	359742					
Check Group:						
fire alarm monitoring		1	211400	273-144152 10/9/2020	20.5.2540.390.0000.003.2000.0000 Other Purchased Services	\$82.50
RADIO EQUIPMENT LEASE		1	211400	273-144152 10/9/2020	20.5.2540.390.0000.003.2000.0000 Other Purchased Services	\$120.00
Check #: 0						
						PO/InvoiceTotal: \$202.50
						Vendor Total: \$202.50
ONARGA ACADEMY						
Check Group:						

Proviso Township High School District 209

Voucher Detail Listing

Voucher Batch Number: 1141

11/10/2020

Fiscal Year: 2020-2021

Vendor Remit Name Description	Vendor #	QTY	PO No.	Invoice Invoice Date	Account	Amount
AUGUST SUMMER TERM TUITION PS		1	210846	200816 9/2/2020	10.5.1912.670.0000.001.0394.0000 Tuition - Private	\$894.30
					Check #: 0	
						PO/InvoiceTotal: <u>\$894.30</u>
						Vendor Total: <u>\$894.30</u>
ORKIN NATIONAL ACCOUNTS	366908					
Check Group:						
PEST CONTROL SERVICES		1	210040	200818852 9/8/2020	20.5.2540.321.0000.004.2000.0000 Sanitation Services	\$120.00
PEST CONTROL SERVICES		1	210040	202046219 9/22/2020	20.5.2540.321.0000.004.2000.0000 Sanitation Services	\$120.00
					Check #: 0	
						PO/InvoiceTotal: <u>\$240.00</u>
						Vendor Total: <u>\$240.00</u>
ORKIN PEST CONTROL	365544					
Check Group:						
PEST CONTROL SERVICES		1	210024	202046213 9/18/2020	20.5.2540.321.0000.002.2000.0000 Sanitation Services	\$127.68
PEST CONTROL SERVICES		1	210024	202046214 9/23/2020	20.5.2540.321.0000.002.2000.0000 Sanitation Services	\$127.68
PEST CONTROL SERVICES		1	210024	203312758 10/7/2020	20.5.2540.321.0000.003.2000.0000 Sanitation Services	\$132.00
PEST CONTROL SERVICES		1	210024	203312759 10/14/2020	20.5.2540.321.0000.003.2000.0000 Sanitation Services	\$132.00
PEST CONTROL SERVICES		1	210024	203312760 10/21/2020	20.5.2540.321.0000.003.2000.0000 Sanitation Services	\$132.00
PEST CONTROL SERVICES		1	210024	203312761 10/28/2020	20.5.2540.321.0000.003.2000.0000 Sanitation Services	\$132.00
PEST CONTROL SERVICES		1	210024	203312875 10/2/2020	20.5.2540.321.0000.002.2000.0000 Sanitation Services	\$127.68

Proviso Township High School District 209

Voucher Detail Listing

Voucher Batch Number: 1141

11/10/2020

Fiscal Year: 2020-2021

Vendor Remit Name Description	Vendor #	QTY	PO No.	Invoice Invoice Date	Account	Amount
PEST CONTROL SERVICES		1	210024	203312876 10/9/2020	20.5.2540.321.0000.002.2000.0000 Sanitation Services	\$127.68
PEST CONTROL SERVICES		1	210024	203312877 10/16/2020	20.5.2540.321.0000.002.2000.0000 Sanitation Services	\$127.68
PEST CONTROL SERVICES		1	210024	207392065 9/3/2020	20.5.2540.321.0000.003.2000.0000 Sanitation Services	\$199.00
PEST CONTROL SERVICES		1	210024	207851226 10/15/2020	20.5.2540.321.0000.003.2000.0000 Sanitation Services	\$360.00
Check #: 0						
PO/InvoiceTotal:						\$1,725.40
Check Group:						
DISCOUNT		1	211401	28398871 10/20/2020	20.5.2540.390.0000.003.2000.0000 Other Purchased Services	(\$168.96)
PEST CONTROL SERVICE 11/1/20-6/30/21		32	211401	28398871 10/20/2020	20.5.2540.390.0000.003.2000.0000 Other Purchased Services	\$4,224.00
Check #: 0						
PO/InvoiceTotal:						\$4,055.04
Vendor Total:						\$5,780.44
OVERDRIVE, INC.						
Check Group:						
E-BOOK CONTENT		1	211002	CD095662031908 0 10/2/2020	10.5.2222.420.0000.003.0206.0000 Textbooks	\$4,000.00
Check #: 0						
PO/InvoiceTotal:						\$4,000.00
Check Group:						
Deposit on PEHS (advantage) - 1001 for Future Content Purchases		1	211204	CD095662033520 6 10/9/2020	10.5.2222.420.0000.002.0206.0000 Textbooks	\$2,000.00
Check #: 0						
PO/InvoiceTotal:						\$2,000.00

Proviso Township High School District 209

Voucher Detail Listing

Voucher Batch Number: 1141 11/10/2020

Fiscal Year: 2020-2021

Vendor Remit Name Description	Vendor #	QTY	PO No.	Invoice Invoice Date	Account	Amount
Vendor Total:						\$6,000.00
P. A. E. C. CENTER	350255					
Check Group:						
EDUCATION FUND		1	210009	14141 10/13/2020	10.5.4220.670.0000.001.0342.0000 Tuition	\$657,014.00
O & M FUND		1	210009	14141 10/13/2020	20.5.4120.670.0000.001.0342.0000 Tuition	\$36,173.00
TRANSPORTATION FUND		1	210009	14141 10/13/2020	40.5.4120.670.0000.001.0342.0000 TUITION	\$34,779.00
Check #: 0						
PO/InvoiceTotal:						\$727,966.00
Check Group:						
Interest on P.A.E.C Bonds		1	211420	14135 10/1/2020	30.5.5200.620.0000.001.0342.0000 Interest Due on Bonds	\$19,000.00
Principal on P.A.E.C. Bonds		1	211420	14135 10/1/2020	30.5.5300.610.0000.001.0342.0000 Principal Due on Bonds	\$116,000.00
Check #: 0						
PO/InvoiceTotal:						\$135,000.00
Vendor Total:						\$862,966.00
PM MUSIC CENTER	350257					
Check Group:						
Players VALVEOIL PM Music Valve/Slide Oil		50	211257	1830053 10/15/2020	10.5.1502.411.0000.002.0238.0000 Educational Supplies	\$212.50
Faxx FMCBL Black Mouthpiece Patch (2 Pack)		6	211257	1830053 10/15/2020	10.5.1502.411.0000.002.0238.0000 Educational Supplies	\$35.94
Vandoren CR10 Bb Clarinet Traditional Reeds 3		2	211257	1830053 10/15/2020	10.5.1502.411.0000.002.0238.0000 Educational Supplies	\$91.98
Vandoren SR61 Alto Sax V12 Reeds 3		2	211257	1830053 10/15/2020	10.5.1502.411.0000.002.0238.0000 Educational Supplies	\$115.98

Proviso Township High School District 209

Voucher Detail Listing

Voucher Batch Number: 1141

11/10/2020

Fiscal Year: 2020-2021

Vendor Remit Name Description	Vendor #	QTY	PO No.	Invoice Invoice Date	Account	Amount
Discount		1	211257	1830053 10/15/2020	10.5.1502.411.0000.002.0238.0000 Educational Supplies	(\$213.00)
Check #: 0						
						PO/InvoiceTotal: <u>\$243.40</u>
						Vendor Total: <u>\$243.40</u>
POINT AUTOMOTIVE INC.	364540					
Check Group:						
SAFETY INSPECTION		1	210272	NOV20AP-1 8/4/2020	40.5.2550.320.0000.002.4000.0000 Repairs & Maintenance	\$200.00
SUBURBAN #8 - SAFETY INSPECTION AND OIL CHANGE		1	210272	NOV20AP-2 8/10/2020	40.5.2550.320.0000.002.4000.0000 Repairs & Maintenance	\$197.50
SUBURBAN #9 - SAFETY INSPECTION AND OIL CHANGE		1	210272	NOV20AP-2 8/10/2020	40.5.2550.320.0000.002.4000.0000 Repairs & Maintenance	\$197.50
TRANSIT #1 - SAFETY INSPECTION AND OIL CHANGE		1	210272	NOV20AP-2 8/10/2020	40.5.2550.320.0000.002.4000.0000 Repairs & Maintenance	\$197.50
TRANSIT #2 - SAFETY INSPECTION AND OIL CHANGE		1	210272	NOV20AP-2 8/10/2020	40.5.2550.320.0000.002.4000.0000 Repairs & Maintenance	\$197.50
TRANSIT #7 - SAFETY INSPECTION AND OIL CHANGE		1	210272	NOV20AP-2 8/10/2020	40.5.2550.320.0000.002.4000.0000 Repairs & Maintenance	\$197.50
CARGO VAN #8 - SAFETY INSPECTION AND OIL CHANGE		1	210272	NOV20AP-2 8/10/2020	40.5.2550.320.0000.002.4000.0000 Repairs & Maintenance	\$190.00
Check #: 0						
						PO/InvoiceTotal: <u>\$1,377.50</u>
Check Group:						
SAFETY INSPECTION/ PREVENTIVE MAINT ON RED VAN#10		1	211127	000044 6/11/2020	20.5.2540.320.0000.004.2000.0000 Repairs & Maintenance	\$983.28
Check #: 0						
						PO/InvoiceTotal: <u>\$983.28</u>

Proviso Township High School District 209

Voucher Detail Listing

Voucher Batch Number: 1141

11/10/2020

Fiscal Year: 2020-2021

Vendor Remit Name Description	Vendor #	QTY	PO No.	Invoice Invoice Date	Account	Amount
Check Group:						
engine oil		6	211146	NOV20AP-4 9/25/2020	40.5.2550.320.0000.003.4000.0000 Repairs & Maintenance	\$27.00
oil filter		1	211146	NOV20AP-4 9/25/2020	40.5.2550.320.0000.003.4000.0000 Repairs & Maintenance	\$9.50
gal washer solvent		1	211146	NOV20AP-4 9/25/2020	40.5.2550.320.0000.003.4000.0000 Repairs & Maintenance	\$4.50
license plate light		1	211146	NOV20AP-4 9/25/2020	40.5.2550.320.0000.003.4000.0000 Repairs & Maintenance	\$5.00
oil change		1	211146	NOV20AP-4 9/25/2020	40.5.2550.320.0000.003.4000.0000 Repairs & Maintenance	\$15.00
disposal fee		1	211146	NOV20AP-4 9/25/2020	40.5.2550.320.0000.003.4000.0000 Repairs & Maintenance	\$5.00
safety inspection		1	211146	NOV20AP-4 9/25/2020	40.5.2550.320.0000.003.4000.0000 Repairs & Maintenance	\$75.00
safety sticker		1	211146	NOV20AP-4 9/25/2020	40.5.2550.320.0000.003.4000.0000 Repairs & Maintenance	\$28.00
replace licence plate light		1	211146	NOV20AP-4 9/25/2020	40.5.2550.320.0000.003.4000.0000 Repairs & Maintenance	\$20.00

Check #: 0

PO/InvoiceTotal: \$189.00

Check Group:

engine oil		6	211147	NOV20AP-3 9/23/2020	40.5.2550.320.0000.003.4000.0000 Repairs & Maintenance	\$27.00
oil filter		1	211147	NOV20AP-3 9/23/2020	40.5.2550.320.0000.003.4000.0000 Repairs & Maintenance	\$9.50
gal washer solvent		1	211147	NOV20AP-3 9/23/2020	40.5.2550.320.0000.003.4000.0000 Repairs & Maintenance	\$4.50
oil change		1	211147	NOV20AP-3 9/23/2020	40.5.2550.320.0000.003.4000.0000 Repairs & Maintenance	\$15.00

Proviso Township High School District 209

Voucher Detail Listing

Voucher Batch Number: 1141

11/10/2020

Fiscal Year: 2020-2021

Vendor Remit Name Description	Vendor #	QTY	PO No.	Invoice Invoice Date	Account	Amount
safety inspection		1	211147	NOV20AP-3 9/23/2020	40.5.2550.320.0000.003.4000.0000 Repairs & Maintenance	\$75.00
safety sticker		1	211147	NOV20AP-3 9/23/2020	40.5.2550.320.0000.003.4000.0000 Repairs & Maintenance	\$28.00
disopal fee		1	211147	NOV20AP-3 9/23/2020	40.5.2550.320.0000.003.4000.0000 Repairs & Maintenance	\$5.00
Check #: 0						
						PO/InvoiceTotal: <u> </u>
						\$164.00
Check Group:						
FURISH/INSTALL FRONT BRAKE HOSE AND WIPER BLADES		1	211228	000049 9/24/2020	20.5.2540.413.0000.004.2000.0000 Maintenance Supplies	\$308.60
Check #: 0						
						PO/InvoiceTotal: <u> </u>
						\$308.60
Check Group:						
FURNISH/INSTALL NEW BATTERY		1	211229	000048 9/23/2020	20.5.2540.413.0000.004.2000.0000 Maintenance Supplies	\$264.95
Check #: 0						
						PO/InvoiceTotal: <u> </u>
						\$264.95
Check Group:						
FURNISH/INSTALL A/C COMPRESSOR KIT IN RED VAN#10		1	211230	000047 7/7/2020	20.5.2540.700.0000.004.2000.0000 Non-Capitalized Equipment	\$1,278.00
Check #: 0						
						PO/InvoiceTotal: <u> </u>
						\$1,278.00
Check Group:						
engine oil		6	211258	NOV20AP 10/12/2020	40.5.2550.320.0000.003.4000.0000 Repairs & Maintenance	\$27.00
oil filter		1	211258	NOV20AP 10/12/2020	40.5.2550.320.0000.003.4000.0000 Repairs & Maintenance	\$9.50

Proviso Township High School District 209

Voucher Detail Listing

Voucher Batch Number: 1141

11/10/2020

Fiscal Year: 2020-2021

Vendor Remit Name Description	Vendor #	QTY	PO No.	Invoice Invoice Date	Account	Amount
washer solvent		1	211258	NOV20AP 10/12/2020	40.5.2550.320.0000.003.4000.0000 Repairs & Maintenance	\$4.50
lube,oil chaange,filter		1	211258	NOV20AP 10/12/2020	40.5.2550.320.0000.003.4000.0000 Repairs & Maintenance	\$15.00
disposal fee		1	211258	NOV20AP 10/12/2020	40.5.2550.320.0000.003.4000.0000 Repairs & Maintenance	\$5.00
safety inspection		1	211258	NOV20AP 10/12/2020	40.5.2550.320.0000.003.4000.0000 Repairs & Maintenance	\$75.00
sticker fee		1	211258	NOV20AP 10/12/2020	40.5.2550.320.0000.003.4000.0000 Repairs & Maintenance	\$28.00

Check #: 0

PO/InvoiceTotal: \$164.00

Vendor Total: \$4,729.33

PROFORMA VISION GRAPHICS 367017

Check Group:

Mens Easy Care Poplin Shirt - Large		4	210856	B375001114A 9/21/2020	10.5.2310.690.0000.001.0050.0000 Miscellaneous Objects	\$128.00
Mens Easy Care Poplin Shirt - 2XL		2	210856	B375001114A 9/21/2020	10.5.2310.690.0000.001.0050.0000 Miscellaneous Objects	\$68.00
Mens Easy Care Poplin Shirt - 3XL		2	210856	B375001114A 9/21/2020	10.5.2310.690.0000.001.0050.0000 Miscellaneous Objects	\$72.00
Womens Easy Care Poplin Shirt - XL		4	210856	B375001114A 9/21/2020	10.5.2310.690.0000.001.0050.0000 Miscellaneous Objects	\$128.00
Womens Easy Care Poplin Shirt 2XL		4	210856	B375001114A 9/21/2020	10.5.2310.690.0000.001.0050.0000 Miscellaneous Objects	\$136.00
Unisex Fine Gauge Cardigan - L & XL		6	210856	B375001114A 9/21/2020	10.5.2310.690.0000.001.0050.0000 Miscellaneous Objects	\$276.00
Unisex Fine Gauge Cardigan - 2XL		1	210856	B375001114A 9/21/2020	10.5.2310.690.0000.001.0050.0000 Miscellaneous Objects	\$50.00
Unisex Fine Gauge Cardigan - 3XL		1	210856	B375001114A 9/21/2020	10.5.2310.690.0000.001.0050.0000 Miscellaneous Objects	\$52.00

Proviso Township High School District 209

Voucher Detail Listing

Voucher Batch Number: 1141 11/10/2020

Fiscal Year: 2020-2021

Vendor Remit Name Description	Vendor #	QTY	PO No.	Invoice Invoice Date	Account	Amount
Freight		1	210856	B375001114A 9/21/2020	10.5.2310.690.0000.001.0050.0000 Miscellaneous Objects	\$38.00
					Check #: 0	
						PO/InvoiceTotal: \$948.00
						Vendor Total: \$948.00
PTMAN	360463					
Check Group:						
Membership Dues		1	211197	0301 9/24/2020	10.5.2320.640.0000.001.0001.0000 Dues And Fees	\$175.00
					Check #: 0	
						PO/InvoiceTotal: \$175.00
						Vendor Total: \$175.00
RAY O'HERRON	353434					
Check Group:						
100% Poly Pants		2	210732	2056524-IN 10/8/2020	10.5.2190.491.0000.003.0102.0000 Uniforms	\$119.98
					Check #: 0	
						PO/InvoiceTotal: \$119.98
						Vendor Total: \$119.98
READYREFRESH	350578					
Check Group:						
DRINKING WATER		1	210043	10J0119150308 10/10/2020	10.5.2410.390.0000.004.0011.0000 Other Purchased Services	\$372.64
DRINKING WATER		1	210043	10J0119530962 10/13/2020	10.5.1401.419.0000.003.0320.0000 NJROTC - Unit Support	\$12.99
DRINKING WATER		1	210043	10J0119636553 10/14/2020	10.5.2410.390.0000.004.0011.0000 Other Purchased Services	\$10.99
DRINKING WATER		1	210043	10J0121030696 10/14/2020	10.5.1401.419.0000.003.0320.0000 NJROTC - Unit Support	\$30.51
					Check #: 0	

Proviso Township High School District 209

Voucher Detail Listing

Voucher Batch Number: 1141

11/10/2020

Fiscal Year: 2020-2021

Vendor Remit Name Description	Vendor #	QTY	PO No.	Invoice Invoice Date	Account	Amount
						PO/InvoiceTotal: \$427.13
						Vendor Total: \$427.13
REALITYWORKS,INC	358765					
Check Group:						
REALCARE BABY 3 BABY INCLUDES 5 YEAR WARRANTY - INFANT CAR SEAT - DIAPER BAG - RECEIVING BLANKET		1	211056	22134	10.5.1400.550.0000.002.4745.0002	\$3,244.00
				10/2/2020	Capitalized Equipment	
SHIPPING		1	211056	22134	10.5.1400.700.0000.002.4745.0002	\$336.01
				10/2/2020	Non-Capitalized Equipment	
CHILDCARE CENTER DESIGN KIT		2	211056	22383	10.5.1400.700.0000.002.4745.0002	\$1,398.00
				10/19/2020	Non-Capitalized Equipment	
						Check #: 0
						PO/InvoiceTotal: \$4,978.01
						Vendor Total: \$4,978.01
ROY STROM	358878					
Check Group:						
TRASH REMOVAL		1	210044	0AI00012	20.5.2540.321.0000.002.2000.0000	\$54.28
				10/18/2020	Sanitation Services	
						Check #: 0
						PO/InvoiceTotal: \$54.28
						Vendor Total: \$54.28
RUSSO'S POWER EQUIPMENT	363000					
Check Group:						
61PMM3 44E CHAIN LOOP		3	211148	SPI10365623	20.5.2540.413.0000.002.2000.0000	\$43.53
				8/7/2020	Maintenance Supplies	
						Check #: 0
						PO/InvoiceTotal: \$43.53
Check Group:						
BALL BEARING-NEUTRAL RET.		4	211233	PSI10012063	20.5.2540.413.0000.002.2000.0000	\$39.96
				6/1/2020	Maintenance Supplies	

Proviso Township High School District 209

Voucher Detail Listing

Voucher Batch Number: 1141 11/10/2020

Fiscal Year: 2020-2021

Vendor Remit Name Description	Vendor #	QTY	PO No.	Invoice Invoice Date	Account	Amount
BELT, CUTTER DECK		1	211233	PSI10012063 6/1/2020	20.5.2540.413.0000.002.2000.0000 Maintenance Supplies	\$61.99
BELT, CUTTER DECK		1	211233	PSI10012063 6/1/2020	20.5.2540.413.0000.002.2000.0000 Maintenance Supplies	\$43.99
REPLACE DECK BELTS + IDLER PIVOT BEARINGS		2	211233	PSI10012063 6/1/2020	20.5.2540.413.0000.002.2000.0000 Maintenance Supplies	\$182.00
Check #: 0						
PO/InvoiceTotal:						\$327.94
Vendor Total:						\$371.47
SAAVAS LEARNING COMPANY, INC.						
Check Group:						
Mastering Biology		250	210639	7027342939 9/28/2020	10.5.2210.420.0000.001.0010.0000 Textbooks	\$30,242.50
Check #: 0						
PO/InvoiceTotal:						\$30,242.50
Vendor Total:						\$30,242.50
SASED D/B/A/ MIDSWEST PBIS NETWORK						
Check Group:						
SUMMER TUITION- MR		1	211409	1002100165 9/22/2020	10.5.4120.670.0000.001.0394.0000 Tuition	\$481.00
SUMMER TUITION- MB		1	211409	1002100165 9/22/2020	10.5.4120.670.0000.001.0394.0000 Tuition	\$481.00
Check #: 0						
PO/InvoiceTotal:						\$962.00
Vendor Total:						\$962.00
SCHOLASTIC INC.						
Check Group:						
ALLONS		29	211411	M69058055 10/20/2020	10.5.1100.411.0000.004.0137.0000 Educational Supplies	\$139.20

Proviso Township High School District 209

Voucher Detail Listing

Voucher Batch Number: 1141

11/10/2020

Fiscal Year: 2020-2021

Vendor Remit Name Description	Vendor #	QTY	PO No.	Invoice Invoice Date	Account	Amount
BONJOUR		25	211411	M69058055 10/20/2020	10.5.1100.411.0000.004.0137.0000 Educational Supplies	\$120.00
CA VA		24	211411	M69058055 10/20/2020	10.5.1100.411.0000.004.0137.0000 Educational Supplies	\$115.20
CHEZ NOUS		10	211411	M69058055 10/20/2020	10.5.1100.411.0000.004.0137.0000 Educational Supplies	\$48.00
SHIPPING		1	211411	M69058055 10/20/2020	10.5.1100.411.0000.004.0137.0000 Educational Supplies	\$42.24
NEW YORK TIMES UPFRONT		1	211411	M69120814 10/20/2020	10.5.1100.411.0000.004.0137.0000 Educational Supplies	\$283.67
Check #: 0						
PO/InvoiceTotal:						\$748.31
Vendor Total:						\$748.31
SCHOLASTIC MAGAZINE	350319					
Check Group:						
Scholastic Choices		25	211280	M67929190 9/22/2020	10.5.1100.411.0000.003.0176.0000 Educational Supplies	\$237.25
Shipping & Handling		1	211280	M67929190 9/22/2020	10.5.1100.411.0000.003.0176.0000 Educational Supplies	\$23.73
Check #: 0						
PO/InvoiceTotal:						\$260.98
Vendor Total:						\$260.98
SCHOOLMART	358219					
Check Group:						
TI SMARTVIEW CE 84		5	211198	431980 10/15/2020	10.5.1100.410.0000.001.0365.0000 General Supplies	\$425.00
Check #: 0						
PO/InvoiceTotal:						\$425.00
Vendor Total:						\$425.00
SEAL OF ILLINOIS	363267					

Proviso Township High School District 209

Voucher Detail Listing

Voucher Batch Number: 1141

11/10/2020

Fiscal Year: 2020-2021

Vendor Remit Name Description	Vendor #	QTY	PO No.	Invoice Invoice Date	Account	Amount
Check Group:						
TUITION- AB		21	211324	9548 9/30/2020	10.5.4120.670.0000.001.0394.0000 Tuition	\$4,796.61
TUITION- CQ		21	211324	9548 9/30/2020	10.5.4120.670.0000.001.0394.0000 Tuition	\$4,796.61
TUITION- EA		21	211324	9548 9/30/2020	10.5.4120.670.0000.001.0394.0000 Tuition	\$4,796.61
TUITION- MN		21	211324	9548 9/30/2020	10.5.4120.670.0000.001.0394.0000 Tuition	\$4,796.61
TUITION- JC		21	211324	9548 9/30/2020	10.5.4120.670.0000.001.0394.0000 Tuition	\$4,796.61
TUITION- PS		21	211324	9548 9/30/2020	10.5.4120.670.0000.001.0394.0000 Tuition	\$4,796.61
Check #: 0						
						PO/InvoiceTotal: <u>\$28,779.66</u>
						Vendor Total: <u>\$28,779.66</u>
SENTINEL TECHNOLOGIES INC	351682					
Check Group:						
Proviso West Rm 121 Installation- Wiring		1	210617	P663141 10/28/2020	10.5.2660.310.0000.001.0014.0000 Professional & Technical Services	\$8,534.00
Proviso West Quad Data Rm A121- Wiring		1	210617	P663141 10/28/2020	10.5.2660.700.0000.001.0014.0000 Non-Capitalized Equipment	\$2,419.00
Check #: 0						
						PO/InvoiceTotal: <u>\$10,953.00</u>
Check Group:						
PWHS Rm C118 Dual Cta6 Data material		1	210618	P663142 10/28/2020	10.5.2660.700.0000.001.0014.0000 Non-Capitalized Equipment	\$986.00
PWHS Rm C118 Install- Wiring		1	210618	P663142 10/28/2020	10.5.2660.310.0000.001.0014.0000 Professional & Technical Services	\$4,267.00
Check #: 0						

Proviso Township High School District 209

Voucher Detail Listing

Voucher Batch Number: 1141

11/10/2020

Fiscal Year: 2020-2021

Vendor Remit Name Description	Vendor #	QTY	PO No.	Invoice Invoice Date	Account	Amount
						PO/InvoiceTotal: \$5,253.00
						Vendor Total: \$16,206.00
SEQUEL SCHOOL	364294					
Check Group:						
SEPTEMBER TUITION- KS		20	211403	NIA001064 10/7/2020	10.5.4120.670.0000.001.0394.0000 Tuition	\$3,192.20
SEPTEMBER TUITION- RW		20	211403	NIA001065 10/7/2020	10.5.4120.670.0000.001.0394.0000 Tuition	\$5,888.00
						Check #: 0
						PO/InvoiceTotal: \$9,080.20
						Vendor Total: \$9,080.20
SHERWIN WILLIAMS	364265					
Check Group:						
GRAY PAINT		5	211199	6463-1 10/13/2020	20.5.2540.413.0000.003.2000.0000 Maintenance Supplies	\$173.05
						Check #: 0
						PO/InvoiceTotal: \$173.05
Check Group:						
PAINT		15	211260	6985-3 10/17/2020	20.5.2540.413.0000.003.2000.0000 Maintenance Supplies	\$761.85
						Check #: 0
						PO/InvoiceTotal: \$761.85
						Vendor Total: \$934.90
Showmark Media						
Check Group:						
Shipping/Handling		1	211413	186194 10/1/2020	10.5.2410.410.0000.004.0011.0000 General Supplies	\$14.50
Best Schools 2020 Plaque		1	211413	186194 10/1/2020	10.5.2410.410.0000.004.0011.0000 General Supplies	\$164.00
						Check #: 0

Proviso Township High School District 209

Voucher Detail Listing

Voucher Batch Number: 1141

11/10/2020

Fiscal Year: 2020-2021

Vendor Remit Name Description	Vendor #	QTY	PO No.	Invoice Invoice Date	Account	Amount
						PO/InvoiceTotal: \$178.50
						Vendor Total: \$178.50
SNAP-ON INDUSTRIAL	350336					
Check Group:						
EDU SKPRO 100 USERS		1	210951	ARV/45479625 10/7/2020	10.5.1400.390.0000.002.3220.0002 Purchased Svcs	\$1,099.00
						Check #: 0
						PO/InvoiceTotal: \$1,099.00
Check Group:						
92/TROLL/6ADPT/TROLLEY		1	211103	ARV/45498315 10/8/2020	10.5.1400.550.0000.002.4745.0002 Capitalized Equipment	\$8,495.00
FREIGHT - PROCUT LATHE/TROLLEY		1	211103	ARV/45498315 10/8/2020	10.5.1400.550.0000.002.4745.0002 Capitalized Equipment	\$285.00
						Check #: 0
						PO/InvoiceTotal: \$8,780.00
Check Group:						
PAD TOOL		1	211149	ARV/45573176 10/14/2020	10.5.1400.411.0000.003.3220.0002 Educational Supplies	\$61.57
DOOR PANEL U BLADE		1	211149	ARV/45590242 10/16/2020	10.5.1400.411.0000.003.3220.0002 Educational Supplies	\$14.33
1/2DR OXY SEN SKT		2	211149	ARV/45590242 10/16/2020	10.5.1400.411.0000.003.3220.0002 Educational Supplies	\$94.50
DOOR TOOL		1	211149	ARV/45599127 10/16/2020	10.5.1400.411.0000.003.3220.0002 Educational Supplies	\$30.00
TRIM PAD TL		1	211149	ARV/45599127 10/16/2020	10.5.1400.411.0000.003.3220.0002 Educational Supplies	\$33.19
DOOR PANEL V DBLE STEP BLADE		1	211149	ARV/45599127 10/16/2020	10.5.1400.411.0000.003.3220.0002 Educational Supplies	\$14.74
DOOR PANEL MINI U BLADE		1	211149	ARV/45599127 10/16/2020	10.5.1400.411.0000.003.3220.0002 Educational Supplies	\$14.33

Proviso Township High School District 209

Voucher Detail Listing

Voucher Batch Number: 1141

11/10/2020

Fiscal Year: 2020-2021

Vendor Remit Name Description	Vendor #	QTY	PO No.	Invoice Invoice Date	Account	Amount
DOOR PANEL MINI V BLADE		1	211149	ARV/45599127 10/16/2020	10.5.1400.411.0000.003.3220.0002 Educational Supplies	\$14.33
DOOR TL SET		1	211149	ARV/45599127 10/16/2020	10.5.1400.411.0000.003.3220.0002 Educational Supplies	\$218.25
SMALL SWIVEL GRIPPER WRCH		2	211149	ARV/45599127 10/16/2020	10.5.1400.411.0000.003.3220.0002 Educational Supplies	\$34.88
STD SWIVEL GRIPPER WRENCH		2	211149	ARV/45599127 10/16/2020	10.5.1400.411.0000.003.3220.0002 Educational Supplies	\$34.88
LARGE SWIVEL GRIPPER WRENCH		2	211149	ARV/45599127 10/16/2020	10.5.1400.411.0000.003.3220.0002 Educational Supplies	\$36.82
16/3 SJTW 25FT VINYL EXT CORD		2	211149	ARV/45599127 10/16/2020	10.5.1400.411.0000.003.3220.0002 Educational Supplies	\$46.88
UTILITY LIGHT, 25 FT. CORD		5	211149	ARV/45599127 10/16/2020	10.5.1400.411.0000.003.3220.0002 Educational Supplies	\$427.50
WORK LIGHTT, 15 WATT		5	211149	ARV/45599127 10/16/2020	10.5.1400.411.0000.003.3220.0002 Educational Supplies	\$404.80
OXYGEN SENSOR WRENCH		2	211149	ARV/45599127 10/16/2020	10.5.1400.411.0000.003.3220.0002 Educational Supplies	\$162.76
SQUARE DRIVE OXYGEN SENSOR		2	211149	ARV/45599127 10/16/2020	10.5.1400.411.0000.003.3220.0002 Educational Supplies	\$66.76
SPLINE OXYGEN SENSORSKT W HNDL		2	211149	ARV/45599127 10/16/2020	10.5.1400.411.0000.003.3220.0002 Educational Supplies	\$198.00
OXYGEN SENSOR WRENCH SET		2	211149	ARV/45599127 10/16/2020	10.5.1400.411.0000.003.3220.0002 Educational Supplies	\$225.00
MASTER LINE DISCONNECT SET		2	211149	ARV/45599127 10/16/2020	10.5.1400.411.0000.003.3220.0002 Educational Supplies	\$141.76
X-SMALL SWIVEL GRIPPER WRCH		2	211149	ARV/45639585 10/20/2020	10.5.1400.411.0000.003.3220.0002 Educational Supplies	\$37.88

Check #: 0

PO/InvoiceTotal: \$2,313.16

Check Group:

Proviso Township High School District 209

Voucher Detail Listing

Voucher Batch Number: 1141 11/10/2020

Fiscal Year: 2020-2021

Vendor Remit Name Description	Vendor #	QTY	PO No.	Invoice Invoice Date	Account	Amount
AIR OPERATED COOLANT MACHINE		1	211383	ARV/45789922 10/20/2020	10.5.1400.700.0000.003.4745.0002 Non-Capitalized Equipment	\$2,321.25
FREIGHT		1	211383	ARV/45789922 10/20/2020	10.5.1400.700.0000.002.4745.0002 Non-Capitalized Equipment	\$51.23
Check #: 0						
PO/InvoiceTotal:						\$2,372.48
Vendor Total:						\$14,564.64
SOARING EAGLE ACADEMY	366502					
Check Group:						
September Tution- SM		21	211261	20494 9/30/2020	10.5.1912.670.0000.001.0394.0000 Tuition - Private	\$8,461.53
Check #: 0						
PO/InvoiceTotal:						\$8,461.53
Vendor Total:						\$8,461.53
SODEXO, INC & AFFILIATES						
Check Group:						
STUDENT MEALS SEPTEMBER		1	210047	1001733872 10/7/2020	10.5.2560.315.0000.001.0800.0000 Food - Contracted	\$56,615.81
Check #: 0						
PO/InvoiceTotal:						\$56,615.81
Vendor Total:						\$56,615.81
SOUTH SIDE CONTROL SUPPLY	350339					
Check Group:						
AVA5538EXN TECUMSEH COMPRESSORS		1	210756	S100636046.002 10/13/2020	20.5.2540.700.0000.002.2000.0000 Non-Capitalized Equipment	\$542.34
*DV-200N J/B Vacuum Pump 7 CFM		1	210756	S100636046.002 10/13/2020	20.5.2540.413.0000.002.2000.0000 Maintenance Supplies	\$485.03
*MA-400RC50 MA-Line 50lb. Refrigerant Recovery tank		1	210756	S100636046.002 10/13/2020	20.5.2540.413.0000.002.2000.0000 Maintenance Supplies	\$134.04

Proviso Township High School District 209

Voucher Detail Listing

Voucher Batch Number: 1141

11/10/2020

Fiscal Year: 2020-2021

Vendor Remit Name Description	Vendor #	QTY	PO No.	Invoice Invoice Date	Account	Amount
*MC AIRGAS ACETYLENE GAS REFILL		1	210756	S100636046.002 10/13/2020	20.5.2540.413.0000.002.2000.0000 Maintenance Supplies	\$20.79
R GAS Refill		1	210756	S100636046.002 10/13/2020	20.5.2540.413.0000.002.2000.0000 Maintenance Supplies	\$9.04
*C163S SPORLAN 401021 Liquid Filter Drier		1	210756	S100636046.002 10/13/2020	20.5.2540.413.0000.002.2000.0000 Maintenance Supplies	\$20.79
*3/8SOFT MUELLER REFRIGERATION 3/8"od. x 50ft. Soft Copper Refrigeration Tubing		1	210756	S100636046.002 10/13/2020	20.5.2540.413.0000.002.2000.0000 Maintenance Supplies	\$48.74
*7/8SOFT MUELLER REFRIGERATION 7/8"od. x 50ft. Soft Copper Refrigeration Tubing		1	210756	S100636046.002 10/13/2020	20.5.2540.413.0000.002.2000.0000 Maintenance Supplies	\$163.47
*W1712 MUELLER SWEAT FITTINGS W 1/2X3/8-----Sweat Bushing WC10		1	210756	S100636046.002 10/13/2020	20.5.2540.413.0000.002.2000.0000 Maintenance Supplies	\$1.93
VALVE/1/4 UNION/GAS REFILL		1	210756	S100636046.002 10/13/2020	20.5.2540.413.0000.002.2000.0000 Maintenance Supplies	\$254.67
Check #: 0						
PO/InvoiceTotal:						\$1,680.84
Vendor Total:						\$1,680.84
SOUTHWEST TOWN MECHANICAL SERVICES						
Check Group:						
AIR COMPRESSOR		1	210916	SI2055849 10/5/2020	20.5.2540.700.0000.003.2000.0000 Non-Capitalized Equipment	\$988.00
Check #: 0						
PO/InvoiceTotal:						\$988.00
Check Group:						
PRESSURE SWITCH FOR AIR COMPRESSOR		1	211269	SI2056117 10/16/2020	20.5.2540.700.0000.003.2000.0000 Non-Capitalized Equipment	\$855.00
Check #: 0						
PO/InvoiceTotal:						\$855.00
Vendor Total:						\$1,843.00

Proviso Township High School District 209

Voucher Detail Listing

Voucher Batch Number: 1141

11/10/2020

Fiscal Year: 2020-2021

Vendor Remit Name Description	Vendor #	QTY	PO No.	Invoice Invoice Date	Account	Amount
SPIRIT PRODUCTS		355818				
Check Group:						
Sport Gray Spirit Shirts		1	210101	33755 7/15/2020	10.5.2410.410.0000.003.0011.0000 General Supplies	\$11.25
Sport Gray Hooded Sweatshirt		4	210101	33755 7/15/2020	10.5.2410.410.0000.003.0011.0000 General Supplies	\$92.00
Sport Gray Spirit Shirts		3	210101	33755 7/15/2020	10.5.2410.410.0000.003.0011.0000 General Supplies	\$27.75
Sport Gray Hooded Sweatshirt		1	210101	33755 7/15/2020	10.5.2410.410.0000.003.0011.0000 General Supplies	\$38.32
					Check #: 0	
					PO/InvoiceTotal:	\$169.32
					Vendor Total:	\$169.32
STAPLES ADVANTAGE		351890				
Check Group:						
JAM white gift bags		2	210973	3458486670 10/3/2020	10.5.2310.410.0000.001.0050.0000 General Supplies	\$53.98
Discount		1	210973	3458486670 10/3/2020	10.5.2310.410.0000.001.0050.0000 General Supplies	(\$2.70)
JAM black gift bags		2	210973	3458486671 10/3/2020	10.5.2310.410.0000.001.0050.0000 General Supplies	\$53.98
Discount		1	210973	3458486671 10/3/2020	10.5.2310.410.0000.001.0050.0000 General Supplies	(\$2.70)
JAM gold gift bags		1	210973	3458486673 10/3/2020	10.5.2310.410.0000.001.0050.0000 General Supplies	\$23.99
Discount		1	210973	3458486673 10/3/2020	10.5.2310.410.0000.001.0050.0000 General Supplies	(\$1.20)
					Check #: 0	
					PO/InvoiceTotal:	\$125.35
Check Group:						

Proviso Township High School District 209

Voucher Detail Listing

Voucher Batch Number: 1141

11/10/2020

Fiscal Year: 2020-2021

Vendor Remit Name Description	Vendor #	QTY	PO No.	Invoice Invoice Date	Account	Amount
Durable Desktop Ref System		1	211057	3458486677 10/3/2020	10.5.2110.410.0000.003.0013.0000 General Supplies	\$49.41
Check #: 0						
PO/InvoiceTotal:						\$49.41
Check Group:						
Staples Jumbo Permanent Glue Sticks		1	211104	3458486678 10/3/2020	10.5.2310.410.0000.001.0050.0000 General Supplies	\$7.69
Bic Velocity Retractable Ballpoint Pens Blue		1	211104	3458486678 10/3/2020	10.5.2310.410.0000.001.0050.0000 General Supplies	\$26.53
Staples File Folders		4	211104	3458486680 10/3/2020	10.5.2310.410.0000.001.0050.0000 General Supplies	\$29.92
Check #: 0						
PO/InvoiceTotal:						\$64.14
Check Group:						
HP LaserJet Pro M479fdn Network Color Laser Multifunction Printer with Duplexing		1	211156	3459010463 10/10/2020	10.5.2660.700.0000.001.0014.0000 Non-Capitalized Equipment	\$599.99
Check #: 0						
PO/InvoiceTotal:						\$599.99
Check Group:						
Duracell AAA Batt 144/ctn		5	211166	3459010464 10/10/2020	10.5.2230.411.0000.004.0027.0000 Educational Supplies	\$594.95
Staples Grip 12@ Rulers		10	211166	3459010464 10/10/2020	10.5.2410.410.0000.004.0011.0000 General Supplies	\$15.90
Self Seal Envelopes 250/ctn		1	211166	3459010464 10/10/2020	10.5.2410.410.0000.004.0011.0000 General Supplies	\$67.19
Dymo Lable 30252		1	211166	3459010464 10/10/2020	10.5.2410.410.0000.004.0011.0000 General Supplies	\$12.89
Pentel RSVP Pens 5/pk		1	211166	3459010464 10/10/2020	10.5.2410.410.0000.004.0011.0000 General Supplies	\$6.63

Proviso Township High School District 209

Voucher Detail Listing

Voucher Batch Number: 1141

11/10/2020

Fiscal Year: 2020-2021

Vendor Remit Name Description	Vendor #	QTY	PO No.	Invoice Invoice Date	Account	Amount
Post It Pop Ups		1	211166	3459010464 10/10/2020	10.5.2410.410.0000.004.0011.0000 General Supplies	\$20.80
Pentel RSVP Asstd 8pk		1	211166	3459010464 10/10/2020	10.5.2410.410.0000.004.0011.0000 General Supplies	\$7.78
Dymo Labels 30327		6	211166	3459010464 10/10/2020	10.5.2410.410.0000.004.0011.0000 General Supplies	\$34.14
Mead Spiral Notebk 6"x 9.5"		6	211166	3459010464 10/10/2020	10.5.2410.410.0000.004.0011.0000 General Supplies	\$40.02
Discount		1	211166	3459010464 10/10/2020	10.5.2230.411.0000.004.0027.0000 Educational Supplies	(\$24.01)
Kleenex 2-ply 36/ctn		2	211166	3459010465 10/10/2020	10.5.2230.411.0000.004.0027.0000 Educational Supplies	\$83.18
Discount		1	211166	3459010465 10/10/2020	10.5.2230.411.0000.004.0027.0000 Educational Supplies	(\$2.50)
Wescott Letter Opener		3	211166	3459511219 10/17/2020	10.5.2410.410.0000.004.0011.0000 General Supplies	\$10.47
Discount		1	211166	3459511219 10/17/2020	10.5.2230.411.0000.004.0027.0000 Educational Supplies	(\$0.31)
Check #: 0						
PO/InvoiceTotal:						\$867.13
Check Group:						
Swingline® Optima® Handheld Grip Stapler, 25 Sheet Capacity, Graphite Black (87810)		6	211201	3459010466 10/10/2020	10.5.2410.410.0000.002.0011.0000 General Supplies	\$108.60
Pentel R.S.V.P. Ballpoint Pens, Medium Point, Purple Ink, 12/Pack (BK91-V)		1	211201	3459010466 10/10/2020	10.5.2410.410.0000.002.0011.0000 General Supplies	\$7.39
Pilot B2P Bottle-2 Ballpoint Pens, Medium Point, Purple Ink, Dozen (34821)		1	211201	3459010466 10/10/2020	10.5.2410.410.0000.002.0011.0000 General Supplies	\$11.37
Avery Marks A Lot Permanent Markers, Chisel Point, Black, 12/Pack (24148)		2	211201	3459010466 10/10/2020	10.5.2410.410.0000.002.0011.0000 General Supplies	\$98.64

Proviso Township High School District 209

Voucher Detail Listing

Voucher Batch Number: 1141 11/10/2020

Fiscal Year: 2020-2021

Vendor Remit Name Description	Vendor #	QTY	PO No.	Invoice Invoice Date	Account	Amount
Premium Sharpie Permanent Markers, Fine Point, Assorted Colors, 24/Pack (75846)		2	211201	3459010466 10/10/2020	10.5.2410.410.0000.002.0011.0000 General Supplies	\$40.86
Staples Standard 1/2" 3-Ring View Binder, White (26426-CC)		12	211201	3459010466 10/10/2020	10.5.2410.410.0000.002.0011.0000 General Supplies	\$29.88
Staples Standard 1/2" 3-Ring View Binder, Periwinkle (26429-CC)		12	211201	3459010466 10/10/2020	10.5.2410.410.0000.002.0011.0000 General Supplies	\$35.52
TRU RED™ File Guide, A-Z Index, 1/5 Cut, Letter Size, Manila, 25/Set (TR118257)		4	211201	3459010466 10/10/2020	10.5.2410.410.0000.002.0011.0000 General Supplies	\$72.36
Avery Pre-Printed A-Z Paper Dividers, White, 1/St (1400)		6	211201	3459010466 10/10/2020	10.5.2410.410.0000.002.0011.0000 General Supplies	\$46.38
Office Essentials® Preprinted Black Leather Tab Dividers, A-Z Tabs, 8 1/2" x 11", 1/St		10	211201	3459010466 10/10/2020	10.5.2410.410.0000.002.0011.0000 General Supplies	\$49.90
Pendaflex File Guide, A-Z Index, Letter Size, Magenta/Blue/Green/Yellow/Red (PFX 40142)		4	211201	3459010466 10/10/2020	10.5.2410.410.0000.002.0011.0000 General Supplies	\$157.96
Brother TZ-E335 Label Maker Tape, 0.47"W, White On Black		8	211201	3459010466 10/10/2020	10.5.2410.410.0000.002.0011.0000 General Supplies	\$95.92
Brother Genuine P-touch TZe-2312PK Laminated Label Maker Tape, Under 1/2"W, Black on White, 2/Pack		4	211201	3459010466 10/10/2020	10.5.2410.410.0000.002.0011.0000 General Supplies	\$99.56
Staples Clasp & Moistenable Glue Catalog Envelopes, 10"L x 13"H, Brown, 100/Box (187039/19272)		2	211201	3459010466 10/10/2020	10.5.2410.410.0000.002.0011.0000 General Supplies	\$33.78
Avery Easy Peel Laser Address Labels, 1" x 2 5/8", White, 30 Labels/Sheet, 100 Sheets/Box (5160)		10	211201	3459010466 10/10/2020	10.5.2410.410.0000.002.0011.0000 General Supplies	\$198.90
TOPS Prism Notepad, 5" x 8", Narrow Ruled, Assorted, 50 Sheets/Pad, 6 Pads/Pack (TOP63016)		4	211201	3459010466 10/10/2020	10.5.2410.410.0000.002.0011.0000 General Supplies	\$68.48
TOPS Legal Notepads, 8.5" x 11.75", Wide, White, 50 Sheets/Pad, 12 Pads/Pack (TOP 7533)		4	211201	3459010466 10/10/2020	10.5.2410.410.0000.002.0011.0000 General Supplies	\$79.60

Proviso Township High School District 209

Voucher Detail Listing

Voucher Batch Number: 1141 11/10/2020

Fiscal Year: 2020-2021

Vendor Remit Name Description	Vendor #	QTY	PO No.	Invoice Invoice Date	Account	Amount
TOPS Legal Pad Notepads, 8.5" x 11.75", Wide Ruled, Canary, 50 Sheets/Pad, 12 Pads/Pack (TOP 7531)		4	211201	3459010466 10/10/2020	10.5.2410.410.0000.002.0011.0000 General Supplies	\$87.36
Staples Desktop Dispenser, Black (10566)		12	211201	3459010466 10/10/2020	10.5.2410.410.0000.002.0011.0000 General Supplies	\$57.48
TRU RED™ Hanging File Folders, 5-Tab, Letter Size, Assorted Colors, 25/Box (TR875411)		10	211201	3459010466 10/10/2020	10.5.2410.410.0000.002.0011.0000 General Supplies	\$165.70
Fellowes Mouse Pad Gel Pad/Wrist Rest Combo, Sapphire (9175401)		6	211201	3459010466 10/10/2020	10.5.2410.410.0000.002.0011.0000 General Supplies	\$139.14
Fellowes Microban Gel Wrist Rest, Sapphire (9175601)		4	211201	3459010466 10/10/2020	10.5.2410.410.0000.002.0011.0000 General Supplies	\$87.56
Post-it® Notes Cabinet Pack, 3" x 3", Canary Yellow, 24/Pads (654-24CP)		4	211201	3459010466 10/10/2020	10.5.2410.410.0000.002.0011.0000 General Supplies	\$113.64
Premium Post-it® Pop-up Notes, 3" x 3" Cape Town Collection, 100 Sheets/Pad, 18 Pads/Cabinet Pack (R330-18CTCP)		20	211201	3459010466 10/10/2020	10.5.2410.410.0000.002.0011.0000 General Supplies	\$464.40
Kleenex Boutique Standard Facial Tissues, 2-Ply, 95 Sheets/Box, 6/Pack (21271)		12	211201	3459010466 10/10/2020	10.5.2410.410.0000.002.0011.0000 General Supplies	\$158.28
BIC Round Stic Xtra-Life Ballpoint Pen, Medium Point, 1.0mm, Blue Ink, 60/Pack (GSM609BE)		10	211201	3459010466 10/10/2020	10.5.2410.410.0000.002.0011.0000 General Supplies	\$39.90
BIC Round Stic Xtra-Life Ballpoint Pen, Medium Point, 1.0mm, Black Ink, 60/Pack (GSM609-BLK)		10	211201	3459010466 10/10/2020	10.5.2410.410.0000.002.0011.0000 General Supplies	\$39.90
Pendaflex Essentials Recycled Hanging File Folder, Letter Size, Standard Green, 25/Box (81600)		4	211201	3459010466 10/10/2020	10.5.2410.410.0000.002.0011.0000 General Supplies	\$70.76
Rolodex Jumbo Steel Paper Clip Holder, Black (ELD62562)		1	211201	3459010466 10/10/2020	10.5.2410.410.0000.002.0011.0000 General Supplies	\$4.92

Proviso Township High School District 209

Voucher Detail Listing

Voucher Batch Number: 1141

11/10/2020

Fiscal Year: 2020-2021

Vendor Remit Name Description	Vendor #	QTY	PO No.	Invoice Invoice Date	Account	Amount
Rolodex Nestable Jumbo Wire Mesh Pencil Holder, Black (62557)		5	211201	3459010466 10/10/2020	10.5.2410.410.0000.002.0011.0000 General Supplies	\$31.95
Premium BIC Round Stic Xtra-Life Ballpoint Pen, Medium Point, 1.0mm, Blue Ink, Dozen (20120/GSM11BL)		20	211201	3459010466 10/10/2020	10.5.2410.410.0000.002.0011.0000 General Supplies	\$27.80
BIC Round Stic Xtra-Life Ballpoint Pen, Medium Point, 1.0mm, Black Ink, Dozen (GSM11BK)		20	211201	3459010466 10/10/2020	10.5.2410.410.0000.002.0011.0000 General Supplies	\$27.80
BIC Velocity Retractable Ballpoint Pens, Bold Point, Black Ink, 36/Pack (VLGB361BLK)		10	211201	3459010466 10/10/2020	10.5.2410.410.0000.002.0011.0000 General Supplies	\$245.20
BIC Velocity Bold Retractable Ballpoint Pens, Bold Point, Blue Ink, 36/Pack (VLGB361BLU)		9	211201	3459010466 10/10/2020	10.5.2410.410.0000.002.0011.0000 General Supplies	\$258.75
Order Size Discount		1	211201	3459010466 10/10/2020	10.5.2410.410.0000.002.0011.0000 General Supplies	(\$202.10)
BIC Velocity Bold Retractable Ballpoint Pens, Bold Point, Blue Ink, 36/Pack (VLGB361BLU)		1	211201	3459010467 10/10/2020	10.5.2410.410.0000.002.0011.0000 General Supplies	\$28.75
Order Size Discount		1	211201	3459010467 10/10/2020	10.5.2410.410.0000.002.0011.0000 General Supplies	(\$0.86)
Check #: 0						
PO/InvoiceTotal:						\$3,081.43
Check Group:						
BIC Velocity Retractable Ballpoint Pens Black Ink		4	211234	3459511225 10/17/2020	10.5.1100.410.0000.001.0365.0000 General Supplies	\$55.72
BIC Velocity Retractable Ballpoint Pens Blue Ink		4	211234	3459511225 10/17/2020	10.5.1100.410.0000.001.0365.0000 General Supplies	\$45.68
Sharpie Permanent Marker		2	211234	3459511225 10/17/2020	10.5.1100.410.0000.001.0365.0000 General Supplies	\$13.78
Sharpie FLIP CHART Water Based Markers		6	211234	3459511225 10/17/2020	10.5.1100.410.0000.001.0365.0000 General Supplies	\$32.22

Proviso Township High School District 209

Voucher Detail Listing

Voucher Batch Number: 1141

11/10/2020

Fiscal Year: 2020-2021

Vendor Remit Name Description	Vendor #	QTY	PO No.	Invoice Invoice Date	Account	Amount
Expo Dry Erase Marker Chisel Point		2	211234	3459511225 10/17/2020	10.5.1100.410.0000.001.0365.0000 General Supplies	\$51.98
Ticonderoga The World's Best Pencil Wooden		4	211234	3459511225 10/17/2020	10.5.1100.410.0000.001.0365.0000 General Supplies	\$97.00
Staples Pastel Multipurpose Paper Canary		2	211234	3459511225 10/17/2020	10.5.1100.410.0000.001.0365.0000 General Supplies	\$37.46
Staples Pastel Multipurpose Paper Pink		2	211234	3459511225 10/17/2020	10.5.1100.410.0000.001.0365.0000 General Supplies	\$37.46
Safco Wall Rack Chrome Metal		6	211234	3459511225 10/17/2020	10.5.1100.410.0000.001.0365.0000 General Supplies	\$92.94
Staples Pastel Multipurpose Paper Blue		2	211234	3459511225 10/17/2020	10.5.1100.410.0000.001.0365.0000 General Supplies	\$11.98
Tru Red File Folder 1/3 cut letter size assorted pastel colors		2	211234	3459511225 10/17/2020	10.5.1100.410.0000.001.0365.0000 General Supplies	\$58.40
Staples 2 in binder clips large		6	211234	3459511225 10/17/2020	10.5.1100.410.0000.001.0365.0000 General Supplies	\$12.24
Staples 1.25 in binder clips medium		4	211234	3459511225 10/17/2020	10.5.1100.410.0000.001.0365.0000 General Supplies	\$15.88
Universal Small Binder Clips 3/8 in capacity 3/4 in wide		2	211234	3459511225 10/17/2020	10.5.1100.410.0000.001.0365.0000 General Supplies	\$10.32
Staples .5 in w binder clips micro		2	211234	3459511225 10/17/2020	10.5.1100.410.0000.001.0365.0000 General Supplies	\$12.66
Staples #1 Paperclip Assorted Colors		4	211234	3459511225 10/17/2020	10.5.1100.410.0000.001.0365.0000 General Supplies	\$10.40
Staples Jumbo Paper Clips assorted colors 200/pack		4	211234	3459511225 10/17/2020	10.5.1100.410.0000.001.0365.0000 General Supplies	\$25.08
Puffs Plus Lotion Facial Tissue 2 Ply		2	211234	3459511225 10/17/2020	10.5.1100.410.0000.001.0365.0000 General Supplies	\$27.18
Bostitch QuietSharp Executive Electric Pencil Sharpener		1	211234	3459511225 10/17/2020	10.5.1100.410.0000.001.0365.0000 General Supplies	\$17.99

Proviso Township High School District 209

Voucher Detail Listing

Voucher Batch Number: 1141

11/10/2020

Fiscal Year: 2020-2021

Vendor Remit Name Description	Vendor #	QTY	PO No.	Invoice Invoice Date	Account	Amount
Staples 7 Compartment Mesh Organizer		1	211234	3459511225 10/17/2020	10.5.1100.410.0000.001.0365.0000 General Supplies	\$19.68
Innovera 15971 Large Digit Commercial Desktop Calculator		1	211234	3459511225 10/17/2020	10.5.1100.410.0000.001.0365.0000 General Supplies	\$24.69
Staples Claw Staple Remover		3	211234	3459511225 10/17/2020	10.5.1100.410.0000.001.0365.0000 General Supplies	\$1.47
Staples Gel Mouse Pad/Wrist Rest Combo		1	211234	3459511225 10/17/2020	10.5.1100.410.0000.001.0365.0000 General Supplies	\$20.88
Staples Gel Wrist Rest Purple Crystal		1	211234	3459511225 10/17/2020	10.5.1100.410.0000.001.0365.0000 General Supplies	\$20.51
Swingline Standard Staples 1/4" length, 210 per strip		4	211234	3459511225 10/17/2020	10.5.1100.410.0000.001.0365.0000 General Supplies	\$3.40
Swingline Heavy Duty Staples 1/2" length 5,000 box		2	211234	3459511225 10/17/2020	10.5.1100.410.0000.001.0365.0000 General Supplies	\$25.14
Swingline Heavy Duty Desktop stapler black/grey		2	211234	3459511225 10/17/2020	10.5.1100.410.0000.001.0365.0000 General Supplies	\$52.78
Swingline Commercial Electric 3 Hole Punch 28 sheet capacity		2	211234	3459511225 10/17/2020	10.5.1100.410.0000.001.0365.0000 General Supplies	\$401.98
Scotch Magic Tape Refill Invisible Matte Finish 3/4" x 22.2 yds		2	211234	3459511225 10/17/2020	10.5.1100.410.0000.001.0365.0000 General Supplies	\$24.48
Scotch Desktop Tape Dispenser Silverttech Two Tone		2	211234	3459511225 10/17/2020	10.5.1100.410.0000.001.0365.0000 General Supplies	\$13.98
Swingline 747 Business Stapler 25 sheet capacity Rio Red		1	211234	3459511225 10/17/2020	10.5.1100.410.0000.001.0365.0000 General Supplies	\$18.80
Discount		1	211234	3459511225 10/17/2020	10.5.1100.410.0000.001.0365.0000 General Supplies	(\$11.05)
Kleenex Cool Touch Cooling Facial Tissue 2 Ply 45 sheets per box		3	211234	3459511226 10/17/2020	10.5.1100.410.0000.001.0365.0000 General Supplies	\$8.97

Proviso Township High School District 209

Voucher Detail Listing

Voucher Batch Number: 1141

11/10/2020

Fiscal Year: 2020-2021

Vendor Remit Name Description	Vendor #	QTY	PO No.	Invoice Invoice Date	Account	Amount
Discount		1	211234	3459511226 10/17/2020	10.5.1100.410.0000.001.0365.0000 General Supplies	(\$0.27)
Westcott 6 in ruler clear		17	211234	3459511227 10/17/2020	10.5.1100.410.0000.001.0365.0000 General Supplies	\$424.83
Discount		1	211234	3459511227 10/17/2020	10.5.1100.410.0000.001.0365.0000 General Supplies	(\$12.74)
Swingline 747 Business Desktop Stapler 25 sheet capacity Sky Blue		3	211234	3459987152 10/14/2020	10.5.1100.410.0000.001.0365.0000 General Supplies	\$80.97
Discount		1	211234	3459987152 10/14/2020	10.5.1100.410.0000.001.0365.0000 General Supplies	(\$2.43)
Deflect O Stackable DocuPocket 1 Pocket Plastic Wall File		6	211234	3459987153 10/14/2020	10.5.1100.410.0000.001.0365.0000 General Supplies	\$56.94
Discount		1	211234	3459987153 10/14/2020	10.5.1100.410.0000.001.0365.0000 General Supplies	(\$1.71)
Check #: 0						
PO/InvoiceTotal:						\$1,837.67
Check Group:						
Kleenex Standard Facial Tissue, 2-Ply, White, 125 Sheets/Box, 48 Boxes/Pack		2	211263	3459511229 10/17/2020	10.5.2134.410.0000.003.0163.0000 General Supplies	\$131.98
Staples Standard 2" 3-Ring View Binders, Black, 6/Carton		1	211263	3459511230 10/17/2020	10.5.2134.410.0000.003.0163.0000 General Supplies	\$20.99
Check #: 0						
PO/InvoiceTotal:						\$152.97
Check Group:						
Container Lids 2500/ctn		1	211325	3459987160 10/24/2020	10.5.1100.411.0000.004.0031.0000 Educational Supplies	\$69.99
13" x 18" Poly Bag 500/ctn		1	211325	3459987160 10/24/2020	10.5.1100.411.0000.004.0031.0000 Educational Supplies	\$197.80

Proviso Township High School District 209

Voucher Detail Listing

Voucher Batch Number: 1141 11/10/2020

Fiscal Year: 2020-2021

Vendor Remit Name Description	Vendor #	QTY	PO No.	Invoice Invoice Date	Account	Amount
Discount		1	211325	3459987160 10/24/2020	10.5.1100.411.0000.004.0031.0000 Educational Supplies	(\$8.03)
Souffle Portion Cup 2ox 2500/pk		1	211325	3459987161 10/20/2020	10.5.1100.411.0000.004.0031.0000 Educational Supplies	\$120.99
Discount		1	211325	3459987161 10/20/2020	10.5.1100.411.0000.004.0031.0000 Educational Supplies	(\$3.63)
Check #: 0						
PO/InvoiceTotal:						\$377.12
Check Group:						
TOPS Prism Legal Pads - 5"X 8"		2	211326	3459987162 10/20/2020	10.5.2410.410.0000.003.0011.0000 General Supplies	\$45.64
Swingline Optima Desk Stapler		3	211326	3459987162 10/20/2020	10.5.2410.410.0000.003.0011.0000 General Supplies	\$52.80
TRU RED Pocket Highlighter		1	211326	3459987162 10/20/2020	10.5.2230.410.0000.003.0027.0000 General Supplies	\$12.99
Check #: 0						
PO/InvoiceTotal:						\$111.43
Vendor Total:						\$7,266.64
THE GRAPHIC EDGE	366447					
Check Group:						
GFT Coaches Apparel: Under Armour Womens Red t's 1-S, 1-M		2	210953	1457660 10/22/2020	10.5.1501.491.0000.003.0036.0000 Uniforms	\$62.00
GFT Coaches Apparel: Under Armour Mens Red tee 1-XL		1	210953	1457660 10/22/2020	10.5.1501.491.0000.003.0036.0000 Uniforms	\$31.00
GFT Coaches Apparel: Under Armour Womens Stealth Jacket 3-S		3	210953	1457660 10/22/2020	10.5.1501.491.0000.003.0036.0000 Uniforms	\$117.00
GFT Coaches Apparel: Under Armour Womens Stealth Pant 2-S, 1-M		3	210953	1457660 10/22/2020	10.5.1501.491.0000.003.0036.0000 Uniforms	\$117.00

Proviso Township High School District 209

Voucher Detail Listing

Voucher Batch Number: 1141

11/10/2020

Fiscal Year: 2020-2021

Vendor Remit Name Description	Vendor #	QTY	PO No.	Invoice Invoice Date	Account	Amount
GFT Coaches Apparel: Under Armour Mens Stealth Jacket 1-XL		1	210953	1457660 10/22/2020	10.5.1501.491.0000.003.0036.0000 Uniforms	\$39.00
GFT Coaches Apparel: Under Armour Mens Stealth Pant 1-L		1	210953	1457660 10/22/2020	10.5.1501.491.0000.003.0036.0000 Uniforms	\$39.00
GFT Coaches Apparel: Under Armour Womens Black Jacket 1-XS, 3-S		4	210953	1457660 10/22/2020	10.5.1501.491.0000.003.0036.0000 Uniforms	\$492.00
GFT Coaches Apparel: Under Armour Womens Black Pant 3-S, 1-M		4	210953	1457660 10/22/2020	10.5.1501.491.0000.003.0036.0000 Uniforms	\$348.00
GFT Coaches Apparel: Under Armour Mens Black Jacket 1-XL		1	210953	1457660 10/22/2020	10.5.1501.491.0000.003.0036.0000 Uniforms	\$93.00
GFT Coaches Apparel: Under Armour Mens Black Pant 1-L		1	210953	1457660 10/22/2020	10.5.1501.491.0000.003.0036.0000 Uniforms	\$87.00
Shipping		1	210953	1457660 10/22/2020	10.5.1501.491.0000.003.0036.0000 Uniforms	\$60.62
Check #: 0						
PO/InvoiceTotal:						\$1,485.62
Check Group:						
BTF Coaches Apparel: Under Armour Womens Red t's 1-S, 1-M		6	210954	1457664 10/22/2020	10.5.1501.491.0000.003.0036.0000 Uniforms	\$306.00
BTF Coaches Apparel: Under Armour Mens Red/White Loose Tee 1-M, 2-L, 2-XL, 1-XXL		6	210954	1457664 10/22/2020	10.5.1501.491.0000.003.0036.0000 Uniforms	\$216.00
BTF Coaches Apparel: Under Armour Mens Red Shorts W/Pocket 1-M, 3-L, 2-XL		6	210954	1457664 10/22/2020	10.5.1501.491.0000.003.0036.0000 Uniforms	\$197.94
BTF Coaches Apparel: Under Armour Mens Black Pants 1-M, 3-L, 2-XL		6	210954	1457664 10/22/2020	10.5.1501.491.0000.003.0036.0000 Uniforms	\$317.94

Proviso Township High School District 209

Voucher Detail Listing

Voucher Batch Number: 1141 11/10/2020

Fiscal Year: 2020-2021

Vendor Remit Name Description	Vendor #	QTY	PO No.	Invoice Invoice Date	Account	Amount
BTF Coaches Apparel: Under Armour Mens Black Jackets 2-L, 2-XL		4	210954	1457664 10/22/2020	10.5.1501.491.0000.003.0036.0000 Uniforms	\$160.00
BTF Coaches Apparel: Under Armour Mens Black Pants (no embroidery) 2-L, 2-XL		4	210954	1457664 10/22/2020	10.5.1501.491.0000.003.0036.0000 Uniforms	\$136.00
BTF Coaches Apparel: Under Armour Mens Black Jackets 3-L, 2-XL		5	210954	1457664 10/22/2020	10.5.1501.491.0000.003.0036.0000 Uniforms	\$465.00
BTF Coaches Apparel: Under Armour Mens Black Pant 3-L, 2-XL		5	210954	1457664 10/22/2020	10.5.1501.491.0000.003.0036.0000 Uniforms	\$435.00
BTF Coaches Apparel: Under Armour Mens Red Polos 2-L, 1-XL		3	210954	1457664 10/22/2020	10.5.1501.491.0000.003.0036.0000 Uniforms	\$147.00
BTF Coaches Apparel: Under Armour Mens Stealth Polos 2-L, 2-XL		4	210954	1457664 10/22/2020	10.5.1501.491.0000.003.0036.0000 Uniforms	\$196.00
BTF Coaches Apparel: Under Armour Red Boonie Hats		6	210954	1457664 10/22/2020	10.5.1501.491.0000.003.0036.0000 Uniforms	\$156.00
Shipping		1	210954	1457664 10/22/2020	10.5.1501.491.0000.003.0036.0000 Uniforms	\$74.33

Check #: 0

PO/InvoiceTotal: \$2,807.21

Vendor Total: \$4,292.83

TRIPLE A OVERHEAD DOOR INC 351375

Check Group:

RE-SET UP/DOWN LIMIT DUE TO DOOR NOT CLOSING		1	211327	13803 4/14/2020	20.5.2540.390.0000.003.2000.0000 Other Purchased Services	\$150.00
----------------------------------------------	--	---	--------	--------------------	--------------------------------------------------------------	----------

Check #: 0

PO/InvoiceTotal: \$150.00

Vendor Total: \$150.00

TRUGREEN COMMERCIAL

Check Group:

Proviso Township High School District 209

Voucher Detail Listing

Voucher Batch Number: 1141

11/10/2020

Fiscal Year: 2020-2021

Vendor Remit Name Description	Vendor #	QTY	PO No.	Invoice Invoice Date	Account	Amount
LAWN SERVICE		1	211001	129811924 9/29/2020	20.5.2540.390.0000.003.2000.0000 Other Purchased Services	\$141.00
Check #: 0						
PO/InvoiceTotal:						\$141.00
Vendor Total:						\$141.00
UNIQUE PRODUCTS	356847					
Check Group:						
PLASTIC 1/2 FOLD TOILET SEAT COVER DISPENSER		100	210339	395537-3 10/15/2020	20.5.2540.412.0000.002.2000.0000 Custodial Supplies	\$876.00
Check #: 0						
PO/InvoiceTotal:						\$876.00
Check Group:						
BREAKDOWN FRESH SCENT CLEANER		3	210774	397069 9/9/2020	20.5.2540.412.0000.004.2000.0000 Custodial Supplies	\$429.96
CLNR-TLC TRAFFIC LANE 4/1		5	210774	397069 9/9/2020	20.5.2540.412.0000.004.2000.0000 Custodial Supplies	\$189.25
AP CLEANER-PH7 NEUTRAL 4/1		5	210774	397069 9/9/2020	20.5.2540.412.0000.004.2000.0000 Custodial Supplies	\$141.80
SHOP TOWEL-50LB BLUE		2	210774	397069 9/9/2020	20.5.2540.412.0000.004.2000.0000 Custodial Supplies	\$192.00
AX99 AX-IT BASEBOARD STRIPPER		4	210774	397069 9/9/2020	20.5.2540.412.0000.004.2000.0000 Custodial Supplies	\$142.32
DEGEASER-HEAVY DUTY 4 GAL/CS		5	210774	397069 9/9/2020	20.5.2540.412.0000.004.2000.0000 Custodial Supplies	\$240.00
NEUTRAL DISINFECTANT 4/.05 GAL		5	210774	397069 9/9/2020	20.5.2540.412.0000.004.2000.0000 Custodial Supplies	\$811.30
GERMICIDAL FOAM CLEANER-AEROSL		5	210774	397069 9/9/2020	20.5.2540.412.0000.004.2000.0000 Custodial Supplies	\$173.55
ALL PURPOSE HAND&BODY FOAM CLEANSER		5	210774	397069 9/9/2020	20.5.2540.412.0000.004.2000.0000 Custodial Supplies	\$176.20

Proviso Township High School District 209

Voucher Detail Listing

Voucher Batch Number: 1141

11/10/2020

Fiscal Year: 2020-2021

Vendor Remit Name Description	Vendor #	QTY	PO No.	Invoice Invoice Date	Account	Amount
24 OZ FINISH MOP FAN LOOP12/CS		1	210774	397069 9/9/2020	20.5.2540.412.0000.004.2000.0000 Custodial Supplies	\$101.05
16 OZ COTTON MOP FAN LOOP EACH		24	210774	397069 9/9/2020	20.5.2540.412.0000.004.2000.0000 Custodial Supplies	\$62.16
WINDSOR SENSOR VAC BAG 9/PK		6	210774	397069 9/9/2020	20.5.2540.412.0000.004.2000.0000 Custodial Supplies	\$59.40
PHENOM VAC BAGS (10PCS + 2 MIC		5	210774	397069 9/9/2020	20.5.2540.320.0000.003.2000.0000 Repairs & Maintenance	\$89.35
PAPER BAG PACK 10 PIECES		5	210774	397069 9/9/2020	20.5.2540.412.0000.004.2000.0000 Custodial Supplies	\$72.00
SPRAY & WIPE CLEANER		1	210774	397069 9/9/2020	20.5.2540.412.0000.004.2000.0000 Custodial Supplies	\$119.40
Check #: 0						
						PO/InvoiceTotal: \$2,999.74
Check Group:						
71" Hx32"Wx14" DEEP LAMINATE 12 237.00 \$2,844.00 BOOKSHELF		12	210866	395793 10/6/2020	20.5.2540.413.0000.002.2000.0000 Maintenance Supplies	\$2,844.00
Check #: 0						
						PO/InvoiceTotal: \$2,844.00
Check Group:						
PROLINK#FDST100 DUST-EZE		2	210909	398656 10/8/2020	20.5.2540.412.0000.004.2000.0000 Custodial Supplies	\$143.34
Check #: 0						
						PO/InvoiceTotal: \$143.34
Check Group:						
12" round vinyl floor sticker		250	210910	398657 10/14/2020	20.5.2540.412.0000.004.2100.0000 Custodial Supplies	\$2,500.00
Check #: 0						
						PO/InvoiceTotal: \$2,500.00

Proviso Township High School District 209

Voucher Detail Listing

Voucher Batch Number: 1141 11/10/2020

Fiscal Year: 2020-2021

Vendor Remit Name Description	Vendor #	QTY	PO No.	Invoice Invoice Date	Account	Amount
Check Group:						
24" ROUND 36" H TABLE (CHERRY FINISH)		4	210912	398894 10/6/2020	20.5.2540.413.0000.002.2000.0000 Maintenance Supplies	\$740.00
36" ROUND 36"H TABLE (CHERRY FINISH)		1	210912	398894 10/6/2020	20.5.2540.413.0000.002.2000.0000 Maintenance Supplies	\$195.00
Check #: 0						
						PO/InvoiceTotal: \$935.00
Check Group:						
2 DRAWER LATERAL FILE CHERRY FINISH		2	210955	398896 10/6/2020	20.5.2540.413.0000.002.2000.0000 Maintenance Supplies	\$930.00
OPEN HUTCH 72" W X 36" H X 24"D W/2 SETS OF LAMINATE DOORS		1	210955	398896 10/6/2020	20.5.2540.413.0000.002.2000.0000 Maintenance Supplies	\$335.00
Check #: 0						
						PO/InvoiceTotal: \$1,265.00
Check Group:						
30" x 60" Double Pedestal Desk Platinum/White		2	211071	400473 11/2/2020	60.5.2532.710.0000.002.0700.0000 Furniture-Over \$500	\$1,690.00
Big & Tall Chair Fabric: TBD		2	211071	400473 11/2/2020	60.5.2532.710.0000.002.0700.0000 Furniture-Over \$500	\$1,680.00
File/File Pedestal 15"W x 22"D x 26-1/2"H Metal: Silver or White		2	211071	400473 11/2/2020	60.5.2532.405.0000.002.0700.0000 Furniture	\$480.00
Set of Casters for File/File Pedestal		2	211071	400473 11/2/2020	60.5.2532.405.0000.002.0700.0000 Furniture	\$42.50
Open Wall Mounted Storage Unit 17"H x 15"D x 36-1/2"W Laminate: TBD		4	211071	400473 11/2/2020	60.5.2532.405.0000.002.0700.0000 Furniture	\$756.00
Set of 2 Doors for Storage Unit Laminate: TBD		4	211071	400473 11/2/2020	60.5.2532.405.0000.002.0700.0000 Furniture	\$100.00
Check #: 0						
						PO/InvoiceTotal: \$4,748.50

Proviso Township High School District 209

Voucher Detail Listing

Voucher Batch Number: 1141

11/10/2020

Fiscal Year: 2020-2021

Vendor Remit Name Description	Vendor #	QTY	PO No.	Invoice Invoice Date	Account	Amount
Check Group:						
b-machine		1	211216	399835 9/17/2020	20.5.2540.413.0000.003.2000.0000 Maintenance Supplies	\$125.00
LABOR		1	211216	399835 9/17/2020	20.5.2540.413.0000.003.2000.0000 Maintenance Supplies	\$42.50
Check #: 0						
PO/InvoiceTotal:						\$167.50
Check Group:						
B-MACHINE LABOR		1	211217	399842 9/17/2020	20.5.2540.413.0000.003.2000.0000 Maintenance Supplies	\$63.75
SHOP SUPPLIES		1	211217	399842 9/17/2020	20.5.2540.413.0000.003.2000.0000 Maintenance Supplies	\$6.00
Check #: 0						
PO/InvoiceTotal:						\$69.75
Check Group:						
B-MACHINE REPAIR		1	211265	399840 9/17/2020	20.5.2540.413.0000.003.2000.0000 Maintenance Supplies	\$63.75
Check #: 0						
PO/InvoiceTotal:						\$63.75
Check Group:						
B-MACHINE REPAIR		1	211266	399837 9/17/2020	20.5.2540.390.0000.003.2000.0000 Other Purchased Services	\$85.00
Check #: 0						
PO/InvoiceTotal:						\$85.00
Check Group:						
B-MACHINE LABOR		1	211274	399838 9/17/2020	20.5.2540.390.0000.003.2000.0000 Other Purchased Services	\$21.25
Check #: 0						
PO/InvoiceTotal:						\$21.25
Check Group:						

Proviso Township High School District 209

Voucher Detail Listing

Voucher Batch Number: 1141

11/10/2020

Fiscal Year: 2020-2021

Vendor Remit Name Description	Vendor #	QTY	PO No.	Invoice Invoice Date	Account	Amount
handheld air sanitizer		5	211328	400844 10/22/2020	20.5.2540.413.0000.003.2000.0000 Maintenance Supplies	\$248.20
					Check #: 0	
					PO/InvoiceTotal:	\$248.20
Check Group: DISPOSABLE KN95 MASKS		100	211405	401289 10/30/2020	20.5.2540.413.0000.003.2000.0000 Maintenance Supplies	\$4,100.00
					Check #: 0	
					PO/InvoiceTotal:	\$4,100.00
					Vendor Total:	\$21,067.03
US BANK	353426					
Check Group: COPIER LEASE		1	210028	426346516 10/13/2020	10.5.2660.301.0000.001.0014.0000 Lease	\$7,985.24
					Check #: 0	
					PO/InvoiceTotal:	\$7,985.24
					Vendor Total:	\$7,985.24
VERNIER SOFTWARE & TECHNOLOGY	350385					
Check Group: PIVOT HS VALID		800	210565	5374304 10/19/2020	10.5.2210.420.0000.001.0010.0000 Textbooks	\$3,656.00
					Check #: 0	
					PO/InvoiceTotal:	\$3,656.00
					Vendor Total:	\$3,656.00
VILLAGE OF FOREST PARK	359066					
Check Group: WATER		1	210090	NOV20AP 9/30/2020	20.5.2540.370.0000.004.2000.0000 Water/Sewer Service	\$3,634.02
WATER		1	210090	NOV20AP-1 10/30/2020	20.5.2540.370.0000.004.2000.0000 Water/Sewer Service	\$1,584.06

Proviso Township High School District 209

Voucher Detail Listing

Voucher Batch Number: 1141

11/10/2020

Fiscal Year: 2020-2021

Vendor Remit Name Description	Vendor #	QTY	PO No.	Invoice Invoice Date	Account	Amount	
Check #: 0							
PO/InvoiceTotal:						\$5,218.08	
Check Group:							
CBB PROJECT CORRESPONDENCE FROM 3/1/20 TO 3/28/20		1	211150	0195390 5/20/2020	60.5.2532.540.0000.001.0700.0000 Site Improvements & Infrastructure	\$52.00	
CBB PLAN REVIEW AND MEETING WITH OWNER FROM 1/26/20 TO 2/29/20		1	211150	0195391 5/20/2020	60.5.2532.540.0000.001.0700.0000 Site Improvements & Infrastructure	\$2,042.00	
CBB PLAN REVIEW FROM 3/29/20- 4/25/20		1	211150	0195392 5/20/2020	60.5.2532.540.0000.001.0700.0000 Site Improvements & Infrastructure	\$330.94	
MUSE SERVICES FROM 2/4/20		1	211150	0195393 5/20/2020	60.5.2532.540.0000.001.0700.0000 Site Improvements & Infrastructure	\$891.25	
Check #: 0							
PO/InvoiceTotal:						\$3,316.19	
Check Group:							
FOOD SERVICE RE INSPECTION		1	211151	0195275 3/3/2020	20.5.2540.390.0000.004.2000.0000 Other Purchased Services	\$175.00	
Check #: 0							
PO/InvoiceTotal:						\$175.00	
Vendor Total:						\$8,709.27	
VILLAGE OF HILLSIDE	350389						
Check Group:							
WATER		1	210029	NOV20AP 11/1/2020	20.5.2540.370.0000.003.2000.0000 Water/Sewer Service	\$1,408.35	
WATER		1	210029	NOV20AP 11/1/2020	20.5.2540.370.0000.003.2000.0000 Water/Sewer Service	\$9,721.05	
Check #: 0							
PO/InvoiceTotal:						\$11,129.40	
Vendor Total:						\$11,129.40	
VILLAGE OF MAYWOOD	350391						

Proviso Township High School District 209

Voucher Detail Listing

Voucher Batch Number: 1141 11/10/2020

Fiscal Year: 2020-2021

Vendor Remit Name Description	Vendor #	QTY	PO No.	Invoice Invoice Date	Account	Amount
Check Group:						
WATER		1	210010	NOV20AP 9/18/2020	20.5.2540.370.0000.002.2000.0000 Water/Sewer Service	\$37.21
WATER 427401507-00		1	210010	NOV20AP-1 10/31/2020	20.5.2540.370.0000.002.2000.0000 Water/Sewer Service	\$34.14
WATER 427402011-00		1	210010	NOV20AP-1 10/31/2020	20.5.2540.370.0000.002.2000.0000 Water/Sewer Service	\$1,035.58
WATER 427401508-00		1	210010	NOV20AP-1 10/31/2020	20.5.2540.370.0000.002.2000.0000 Water/Sewer Service	\$34.14
WATER 427402004-02		1	210010	NOV20AP-1 10/31/2020	20.5.2540.370.0000.002.2000.0000 Water/Sewer Service	\$91.04
WATER 427401010-10		1	210010	NOV20AP-1 10/31/2020	20.5.2540.370.0000.002.2000.0000 Water/Sewer Service	\$34.14
WATER 427402500-00		1	210010	NOV20AP-1 10/31/2020	20.5.2540.370.0000.002.2000.0000 Water/Sewer Service	\$34.14
WATER 427402005-10		1	210010	NOV20AP-1 10/31/2020	20.5.2540.370.0000.002.2000.0000 Water/Sewer Service	\$3,971.62
Check #: 0						
						PO/InvoiceTotal: \$5,272.01
						Vendor Total: \$5,272.01
VISTA HIGHER LEARNING 365406						
Check Group:						
Galeria 2 Supersite Plus (w/SmartBook)		38	211089	S1214649 10/19/2020	10.5.2210.328.0000.001.0010.0000 Digital Licenses	\$4,976.10
Shipping		1	211089	S1214649 10/19/2020	10.5.2210.328.0000.001.0010.0000 Digital Licenses	\$25.00
Check #: 0						
						PO/InvoiceTotal: \$5,001.10
Check Group:						

Proviso Township High School District 209

Voucher Detail Listing

Voucher Batch Number: 1141 11/10/2020

Fiscal Year: 2020-2021

Vendor Remit Name Description	Vendor #	QTY	PO No.	Invoice Invoice Date	Account	Amount
Temas 2e Student Edition+Supersite Plus 6 year license + AP Sapn 2e Studnet Edition		5	211105	SI2146467 10/8/2020	10.5.2210.328.0000.001.0010.0000 Digital Licenses	\$1,219.75
Shipping		1	211105	SI2146467 10/8/2020	10.5.2210.328.0000.001.0010.0000 Digital Licenses	\$17.83
Check #: 0						
PO/InvoiceTotal:						\$1,237.58
Vendor Total:						\$6,238.68
WAREHOUSE DIRECT	353427					
Check Group:						
IGNITION 2 TASK MID-BACK		1	210127	4719559-0 10/9/2020	10.5.1100.405.0000.003.0047.0000 Furniture	\$332.93
MOTIVATE FOUR LEG COUNTER HEIGHT STOOL		32	210127	4719559-0 10/9/2020	10.5.1100.405.0000.003.0047.0000 Furniture	\$5,722.56
TRAY KIT 6"H 2 BINS AND 4 RAILS		8	210127	4719559-0 10/9/2020	10.5.1100.405.0000.003.0047.0000 Furniture	\$235.92
TRAY KIT 12"H 2 BINS AND 4 RAILS		4	210127	4719559-0 10/9/2020	10.5.1100.405.0000.003.0047.0000 Furniture	\$138.88
BUILD SQUARE TABLE 42 INCH		16	210127	4719559-0 10/9/2020	10.5.1100.405.0000.003.0047.0000 Furniture	\$3,912.80
BACKLESS BFF COUNTER STOOL		32	210127	4719559-0 10/9/2020	10.5.1100.405.0000.003.0047.0000 Furniture	\$3,824.00
MINI-ME MARKERBOARD		4	210127	4719559-0 10/9/2020	10.5.1100.405.0000.003.0047.0000 Furniture	\$638.00
QUARTET WHITE GLASS BOARD		1	210127	4719559-0 10/9/2020	10.5.1100.405.0000.003.0047.0000 Furniture	\$288.95
FREIGHT		1	210127	4719559-0 10/9/2020	10.5.1100.405.0000.003.0047.0000 Furniture	\$155.85
PRESIDE 72W X 36D BOAT SHAPED LAMINATE TOP		1	210127	4719559-0 10/9/2020	10.5.1100.405.0000.003.0047.0000 Furniture	\$270.62

Proviso Township High School District 209

Voucher Detail Listing

Voucher Batch Number: 1141

11/10/2020

Fiscal Year: 2020-2021

Vendor Remit Name Description	Vendor #	QTY	PO No.	Invoice Invoice Date	Account	Amount
PRESIDE ALUMINUM T LEG FOR 72" TABLE TOPS		1	210127	4719559-0 10/9/2020	10.5.1100.405.0000.003.0047.0000 Furniture	\$300.11
IGNITION 2 TASK MID-BACK		6	210127	4719559-0 10/9/2020	10.5.1100.405.0000.003.0047.0000 Furniture	\$1,911.96
72W X 30D RECTANGLE WORKSURFACE		1	210127	4719559-0 10/9/2020	10.5.1100.405.0000.003.0047.0000 Furniture	\$292.98
IGNITION 2 MID-BACK		1	210127	4719559-0 10/9/2020	10.5.1100.405.0000.003.0047.0000 Furniture	\$318.66
TASKLIGHT 60W		1	210127	4719559-0 10/9/2020	10.5.1100.405.0000.003.0047.0000 Furniture	\$128.41
10500 SERIES TCKBD FOR 78"W STACK ON STRG BCK ENCLOSURE		1	210127	4719559-0 10/9/2020	10.5.1100.405.0000.003.0047.0000 Furniture	\$150.77
IGNITION GUEST MULTI-PURPOSE CHAIR FOUR LEG STACKING		2	210127	4719559-0 10/9/2020	10.5.1100.405.0000.003.0047.0000 Furniture	\$443.26
48W X 25D RECTANGLE WORKSURFACE		1	210127	4719559-0 10/9/2020	10.5.1100.405.0000.003.0047.0000 Furniture	\$204.04
24"D X 28" FILE/FILE PEDESTAL SUPPORT		1	210127	4719559-0 10/9/2020	10.5.1100.405.0000.003.0047.0000 Furniture	\$362.41
20"D X 28" END PANEL SUPPORT		1	210127	4719559-0 10/9/2020	10.5.1100.405.0000.003.0047.0000 Furniture	\$89.41
36W X 14-5/8D X 17 1/2H WALL MOUNT STORAGE FROSTED		1	210127	4719559-0 10/9/2020	10.5.1100.405.0000.003.0047.0000 Furniture	\$498.44
48"W X 14"H MIXED MATERIAL FLOATING MODESTY PANEL		1	210127	4719559-0 10/9/2020	10.5.1100.405.0000.003.0047.0000 Furniture	\$427.10
BENCH/MAPL TOP/ADJ. LGS 72X30D		4	210127	4719559-0 10/9/2020	10.5.1100.405.0000.003.0047.0000 Furniture	\$1,581.00
FREIGHT - TENNESCO		1	210127	4719559-0 10/9/2020	10.5.1100.405.0000.003.0047.0000 Furniture	\$499.00

Proviso Township High School District 209

Voucher Detail Listing

Voucher Batch Number: 1141

11/10/2020

Fiscal Year: 2020-2021

Vendor Remit Name Description	Vendor #	QTY	PO No.	Invoice Invoice Date	Account	Amount
HOMAK 40 GAL PARTS WASHER		1	210127	4719559-0 10/9/2020	10.5.1100.405.0000.003.0047.0000 Furniture	\$329.00
WIDE SPAN RACK 60WX24DX96H		18	210127	4719559-0 10/9/2020	10.5.1100.405.0000.003.0047.0000 Furniture	\$3,690.00
26"D X 72"W X 30"H DB PED FF LH		1	210127	4719559-0 10/9/2020	10.5.1100.710.0000.003.0047.0000 Furniture-Over \$500	\$1,020.18
MOBILE STG CAB W/BINS 18"H X 30"W		8	210127	4719559-0 10/9/2020	10.5.1100.710.0000.003.0047.0000 Furniture-Over \$500	\$5,692.08
MOBILE STORAGE CABINET 18D X 30W X 56H		3	210127	4719559-0 10/9/2020	10.5.1100.710.0000.003.0047.0000 Furniture-Over \$500	\$2,559.72
CRE8 MAKERSPACE WITH BUTCHER BLOCK TOP		8	210127	4719559-0 10/9/2020	10.5.1100.710.0000.003.0047.0000 Furniture-Over \$500	\$14,388.00
INSTALLATION CHARGES RECEIVE, DELIVER AND INSTALL		1	210127	4719559-0 10/9/2020	10.5.1100.710.0000.003.0047.0000 Furniture-Over \$500	\$4,500.00
HEIGHT ADJUSTABLE BASE ELECTRIC 3 STAGE		1	210127	4719559-0 10/9/2020	10.5.1100.710.0000.003.0047.0000 Furniture-Over \$500	\$532.68
TOWER (RH DRWS/LH DOOR) 20X24X65		1	210127	4719559-0 10/9/2020	10.5.1100.710.0000.003.0047.0000 Furniture-Over \$500	\$1,040.63
42W X 14 5/8D X 17 1/2H WALL MOUNT STORAGE FROSTED		1	210127	4719559-0 10/9/2020	10.5.1100.710.0000.003.0047.0000 Furniture-Over \$500	\$533.16
STORAGE CABINET 24D X 36W X 72H		2	210127	4719559-0 10/9/2020	10.5.1100.710.0000.003.0047.0000 Furniture-Over \$500	\$1,186.18
MEDIUM GREY C-THRU ASM6BOX		4	210127	4719559-0 10/9/2020	10.5.1100.710.0000.003.0047.0000 Furniture-Over \$500	\$2,504.32
S90494 MONITOR 2000 GERMICIDAL CABINET		1	210127	4719559-0 10/9/2020	10.5.1100.710.0000.003.0047.0000 Furniture-Over \$500	\$925.00
LITTLE GIANT MOBILE 2-SIDED PEGBOARD		2	210127	4719559-0 10/9/2020	10.5.1100.710.0000.003.0047.0000 Furniture-Over \$500	\$1,014.34
GLOBAL INDUSTRIAL FREIGHT		1	210127	4719559-0 10/9/2020	10.5.1100.710.0000.003.0047.0000 Furniture-Over \$500	\$649.00

Proviso Township High School District 209

Voucher Detail Listing

Voucher Batch Number: 1141

11/10/2020

Fiscal Year: 2020-2021

Vendor Remit Name Description	Vendor #	QTY	PO No.	Invoice Invoice Date	Account	Amount
GRAINGER ROLLING CABINET		6	210127	4719559-0 10/9/2020	10.5.1100.710.0000.003.0047.0000 Furniture-Over \$500	\$4,590.00
GRAINGER SHELVING CABINET		3	210127	4719559-0 10/9/2020	10.5.1100.710.0000.003.0047.0000 Furniture-Over \$500	\$3,210.00
Check #: 0						
PO/InvoiceTotal:						\$71,092.35
Check Group:						
TRIGER SPRAYER 300ES F/32 OZ BOTTLES		2	210140	4722262-0 10/19/2020	10.5.1100.410.0000.001.4998.0002 General Supplies	\$40.04
Check #: 0						
PO/InvoiceTotal:						\$40.04
Check Group:						
60" Dia x 1"h, Round, Top Only		1	210216	4743080-0 10/16/2020	10.5.2222.405.0000.002.0206.0000 Furniture	\$407.00
34" Dia x 28"h, Round Base		1	210216	4743080-0 10/16/2020	10.5.2222.710.0000.002.0206.0000 Furniture-Over \$500	\$670.50
DIPLOMAT, Armchair		6	210216	4743080-0 10/16/2020	10.5.2222.405.0000.002.0206.0000 Furniture	\$2,241.66
CITI, Fabric, 33.5"d x 31"w x 30"h, Lounge Chair		10	210216	4743080-0 10/16/2020	10.5.2222.710.0000.002.0206.0000 Furniture-Over \$500	\$8,681.10
Motivate 4-Leg Cafe Ht Stool		12	210216	4743080-0 10/16/2020	10.5.2222.405.0000.002.0206.0000 Furniture	\$3,469.68
Presd 42Wx96L Cafe HT		2	210216	4743080-0 10/16/2020	10.5.2222.710.0000.002.0206.0000 Furniture-Over \$500	\$2,218.74
Preside Flip Top Port		2	210216	4743080-0 10/16/2020	10.5.2222.405.0000.002.0206.0000 Furniture	\$524.00
RIVER, 57"w x 29.5"d x 32"h, Inside Curve		4	210216	4743080-0 10/16/2020	10.5.2222.710.0000.002.0206.0000 Furniture-Over \$500	\$6,750.64
Flock Round Mini Option		7	210216	4743080-0 10/16/2020	10.5.2222.405.0000.002.0206.0000 Furniture	\$1,871.80

Proviso Township High School District 209

Voucher Detail Listing

Voucher Batch Number: 1141

11/10/2020

Fiscal Year: 2020-2021

Vendor Remit Name Description	Vendor #	QTY	PO No.	Invoice Invoice Date	Account	Amount
Flock Round Mini Option		7	210216	4743080-0 10/16/2020	10.5.2222.405.0000.002.0206.0000 Furniture	\$1,871.80
Motivate Table Rect 36Dx72W		6	210216	4743080-0 10/16/2020	10.5.2222.710.0000.002.0206.0000 Furniture-Over \$500	\$3,456.42
Preside Pop Up Port		6	210216	4743080-0 10/16/2020	10.5.2222.405.0000.002.0206.0000 Furniture	\$1,077.72
Interlink IQ Elect Ganging Hardware		4	210216	4743080-0 10/16/2020	10.5.2222.405.0000.002.0206.0000 Furniture	\$146.44
Motivate 4-Leg Stack Chair		34	210216	4743080-0 10/16/2020	10.5.2222.405.0000.002.0206.0000 Furniture	\$13,245.38
Build Rectangle Table 24x48		5	210216	4743080-0 10/16/2020	10.5.2222.405.0000.002.0206.0000 Furniture	\$1,294.85
Motivate 4-Leg Stack Chair-Uph S		12	210216	4743080-0 10/16/2020	10.5.2222.405.0000.002.0206.0000 Furniture	\$4,674.84
RIVER, 57"w x 29.5"d x 32"h		4	210216	4743080-0 10/16/2020	10.5.2222.710.0000.002.0206.0000 Furniture-Over \$500	\$6,750.64
Build Ribbon Table 30x54 with adj post		20	210216	4743080-0 10/16/2020	10.5.2222.405.0000.002.0206.0000 Furniture	\$5,782.80
Build Wisp Table 30x54 with adjustable post legs		4	210216	4743080-0 10/16/2020	10.5.2222.405.0000.002.0206.0000 Furniture	\$1,249.40
Build Tide Table 54 inch with 7739 adj post legs		1	210216	4743080-0 10/16/2020	10.5.2222.405.0000.002.0206.0000 Furniture	\$372.68
Build Kite Table 24x40 with adjustable post legs		3	210216	4743080-0 10/16/2020	10.5.2222.405.0000.002.0206.0000 Furniture	\$924.51
RIVER, 16.8"w Front - 27.25"w Back x 26.5"d x 17"h, Inside Wedge End Table		4	210216	4743080-0 10/16/2020	10.5.2222.710.0000.002.0206.0000 Furniture-Over \$500	\$2,428.00
RIVER, 54"w x 28"d x 17.5"h, Inside Curve, 2 Seat Bench		4	210216	4743080-0 10/16/2020	10.5.2222.710.0000.002.0206.0000 Furniture-Over \$500	\$4,813.40
Installation Charges		1	210216	4743080-0 10/16/2020	10.5.2222.710.0000.002.0206.0000 Furniture-Over \$500	\$7,425.00

Check #: 0

Proviso Township High School District 209

Voucher Detail Listing

Voucher Batch Number: 1141

11/10/2020

Fiscal Year: 2020-2021

Vendor Remit Name Description	Vendor #	QTY	PO No.	Invoice Invoice Date	Account	Amount
PO/InvoiceTotal:						\$82,349.00
Check Group:						
Disinfecting Wipes, 7 x 8, Lemon and Lime Blossom, 35 Wipes/Canister, 3 Canisters/Pack		1	210625	4755252-2 10/21/2020	10.5.2120.410.0000.002.0151.0000 General Supplies	\$47.99
Check #: 0						
PO/InvoiceTotal:						\$47.99
Check Group:						
Vinyl powder-free, examination gloves, 5 mil, rolled cuff, medium, 100/box		1	210835	4766211-1 10/13/2020	10.5.2222.410.0000.002.0206.0000 General Supplies	\$16.12
Vinyl powder-free, examination gloves, 5 mil, rolled cuff, large, 100/box		1	210835	4766211-1 10/13/2020	10.5.2222.410.0000.002.0206.0000 General Supplies	\$16.12
Check #: 0						
PO/InvoiceTotal:						\$32.24
Check Group:						
Highlighters, assorted		3	211073	4784691-0 10/2/2020	10.5.1100.410.0000.003.0047.0000 General Supplies	\$23.40
G2 Retractable Gel Pen, Black		1	211073	4784691-0 10/2/2020	10.5.1100.410.0000.003.0047.0000 General Supplies	\$20.49
G2 Retractable Gel Pen, Blue		1	211073	4784691-0 10/2/2020	10.5.1100.410.0000.003.0047.0000 General Supplies	\$20.49
747 Classic full strip stapler		1	211073	4784691-0 10/2/2020	10.5.1100.410.0000.003.0047.0000 General Supplies	\$25.31
20 sheet smarttouch 3 hole punch		1	211073	4784691-0 10/2/2020	10.5.1100.410.0000.003.0047.0000 General Supplies	\$21.41
Inkjet Brochure Paper		2	211073	4784691-0 10/2/2020	10.5.1100.410.0000.003.0047.0000 General Supplies	\$78.58
Certificate/Document Cover		12	211073	4784691-0 10/2/2020	10.5.1100.410.0000.003.0047.0000 General Supplies	\$226.68

Proviso Township High School District 209

Voucher Detail Listing

Voucher Batch Number: 1141

11/10/2020

Fiscal Year: 2020-2021

Vendor Remit Name Description	Vendor #	QTY	PO No.	Invoice Invoice Date	Account	Amount
Desktop tape dispenser		1	211073	4784691-0 10/2/2020	10.5.1100.410.0000.003.0047.0000 General Supplies	\$2.41
Magic tape refill		1	211073	4784691-0 10/2/2020	10.5.1100.410.0000.003.0047.0000 General Supplies	\$17.09
Pencils		1	211073	4784691-0 10/2/2020	10.5.1100.410.0000.003.0047.0000 General Supplies	\$17.77
Dry erase marker, assorted		1	211073	4784691-0 10/2/2020	10.5.1100.410.0000.003.0047.0000 General Supplies	\$15.62
Dry erase starter set		1	211073	4784691-0 10/2/2020	10.5.1100.410.0000.003.0047.0000 General Supplies	\$8.02
Pencil sharpener		1	211073	4784691-1 10/5/2020	10.5.1100.410.0000.003.0047.0000 General Supplies	\$26.44
Check #: 0						
PO/InvoiceTotal:						\$503.71
Check Group:						
highlighter set		1	211074	4784688-0 10/2/2020	10.5.2510.410.0000.001.0140.0000 General Supplies	\$15.31
chisel tip pens		1	211074	4784688-0 10/2/2020	10.5.2510.410.0000.001.0140.0000 General Supplies	\$2.68
dry erase markers kit		2	211074	4784688-0 10/2/2020	10.5.2510.410.0000.001.0140.0000 General Supplies	\$25.78
Check #: 0						
PO/InvoiceTotal:						\$43.77
Check Group:						
Brown Hardboard Clipboard, Letter Size		30	211212	4793439-0 10/14/2020	10.5.2230.410.0000.003.0027.0000 General Supplies	\$27.60
Check #: 0						
PO/InvoiceTotal:						\$27.60
Check Group:						

Proviso Township High School District 209

Voucher Detail Listing

Voucher Batch Number: 1141 11/10/2020

Fiscal Year: 2020-2021

Vendor Remit Name Description	Vendor #	QTY	PO No.	Invoice Invoice Date	Account	Amount
Three-Hole Punch		4	211329	4799831-0 10/21/2020	10.5.2410.410.0000.003.0011.0000 General Supplies	\$85.64
Clipboard		1	211329	4799831-0 10/21/2020	10.5.2410.410.0000.003.0011.0000 General Supplies	\$13.90
12" Ruler		1	211329	4799831-0 10/21/2020	10.5.2410.410.0000.003.0011.0000 General Supplies	\$0.94
Check #: 0						
						PO/InvoiceTotal: <u> </u>
						\$100.48
Check Group:						
Disinfecting Wipes		2	211374	4804822-0 10/27/2020	10.5.2222.410.0000.002.0206.0000 General Supplies	\$87.98
Check #: 0						
						PO/InvoiceTotal: <u> </u>
						\$87.98
Check Group:						
File Jackets		2	211375	4805057-0 10/27/2020	10.5.1401.410.0000.002.0320.0000 General Supplies	\$175.44
file jackets		2	211375	4805057-0 10/27/2020	10.5.1401.410.0000.002.0320.0000 General Supplies	\$175.44
Sheet Protectors		3	211375	4805057-0 10/27/2020	10.5.1401.410.0000.002.0320.0000 General Supplies	\$32.97
Heater		2	211375	4805057-0 10/27/2020	10.5.1401.410.0000.002.0320.0000 General Supplies	\$135.98
File Jackets		2	211375	4805057-0 10/27/2020	10.5.1401.410.0000.002.0320.0000 General Supplies	\$77.42
mouse		1	211375	4805057-1 10/28/2020	10.5.1401.410.0000.002.0320.0000 General Supplies	\$24.23
Check #: 0						
						PO/InvoiceTotal: <u> </u>
						\$621.48
						Vendor Total: <u> </u>
						\$154,946.64

WESTFIELD FORD

365791

Proviso Township High School District 209

Voucher Detail Listing

Voucher Batch Number: 1141

11/10/2020

Fiscal Year: 2020-2021

Vendor Remit Name Description	Vendor #	QTY	PO No.	Invoice Invoice Date	Account	Amount
Check Group:						
labor on shifter		1	211268	496004 9/24/2020	40.5.2550.320.0000.003.4000.0000 Repairs & Maintenance	\$372.50
gear shifter		1	211268	496004 9/24/2020	40.5.2550.320.0000.003.4000.0000 Repairs & Maintenance	\$185.90
shop supplies		1	211268	496004 9/24/2020	40.5.2550.320.0000.003.4000.0000 Repairs & Maintenance	\$3.00

Check #: 0

PO/InvoiceTotal: \$561.40

Vendor Total: \$561.40

WEX BANK 359157

Check Group:

GASOLINE		1	210011	67947729 10/6/2020	10.5.1700.464.0000.002.1097.0000 GASOLINE	\$172.80
GASOLINE		1	210011	67947729 10/6/2020	20.5.2540.464.0000.002.2000.0000 Gasoline	\$379.60
GASOLINE		1	210011	67947729 10/6/2020	40.5.2550.464.0000.002.4000.0000 Gasoline	\$605.14
GASOLINE		1	210011	67947729 10/6/2020	10.5.1700.464.0000.003.1097.0000 GASOLINE	\$86.62
GASOLINE		1	210011	67947729 10/6/2020	20.5.2540.464.0000.003.2000.0000 Gasoline	\$402.24
GASOLINE		1	210011	67947729 10/6/2020	40.5.2550.464.0000.003.4000.0000 Gasoline	\$192.02
GASOLINE		1	210011	67947729 10/6/2020	10.5.1700.464.0000.004.1097.0000 GASOLINE	\$267.84
GASOLINE		1	210011	67947729 10/6/2020	20.5.2540.464.0000.004.2000.0000 Gasoline	\$144.69
GASOLINE		1	210011	67947729 10/6/2020	40.5.2550.464.0000.004.4000.0000 Gasoline	\$73.70

Check #: 0

Proviso Township High School District 209

Voucher Detail Listing

Voucher Batch Number: 1141 11/10/2020

Fiscal Year: 2020-2021

Vendor Remit Name Description	Vendor #	QTY	PO No.	Invoice Invoice Date	Account	Amount
						PO/InvoiceTotal: \$2,324.65
						Vendor Total: \$2,324.65
ZEIGLER FORD						
Check Group:						
DRIVERS ED CAR MAINTENANCE		1	211203	665109 10/1/2020	10.5.1700.320.0000.004.0087.0000 Repairs & Maintenance	\$181.50
DRIVERS ED CAR MAINTENANCE		1	211203	665122 10/1/2020	10.5.1700.320.0000.004.0087.0000 Repairs & Maintenance	\$59.33

Check #: 0

PO/InvoiceTotal:	\$240.83
Vendor Total:	\$240.83
Grand Total:	\$1,969,853.91

End of Report

JEH
J

\$1,976,203.91

Proviso Township High School District 209

Voucher Detail Listing

Voucher Batch Number: 1107

10/02/2020

Fiscal Year: 2020-2021

Vendor Remit Name Description	Vendor #	QTY	PO No.	Invoice Invoice Date	Account	Amount
AT&T MOBILTY	350465					
Check Group:						
CELL PHONE		1	0	X08242020-2 8/16/2020	20.5.2540.340.0000.001.2000.0000 Communications	\$5,078.14
					Check #: 2098004588	
						PO/InvoiceTotal: \$5,078.14
Check Group:						
CELL PHONE		1	210228	X08242020-1 8/16/2020	20.5.2540.340.0000.002.2000.0000 Communications	\$5,078.14
cell phone		1	210228	X08242020-1 8/16/2020	20.5.2540.340.0000.003.2000.0000 Communications	\$5,078.14
CELL PHONE		1	210228	X08242020-1 8/16/2020	20.5.2540.340.0000.004.2000.0000 Communications	\$5,078.15
					Check #: 2098004588	
						PO/InvoiceTotal: \$15,234.43
Check Group:						
Apple iPhone 11 Pro 256		1	211019	X08242020 8/16/2020	10.5.2660.700.0000.001.0014.0000 Non-Capitalized Equipment	\$549.99
Otterbox Case		1	211019	X08242020 8/16/2020	10.5.2660.410.0000.001.0014.0000 General Supplies	\$35.00
					Check #: 2098004588	
						PO/InvoiceTotal: \$584.99
						Vendor Total: \$20,897.56
ELK GROVE HIGH SCHOOL	353460					
Check Group:						
IHSA Golf Regional 100620		1	211108	OCT20AP 10/2/2020	10.5.1501.642.0000.003.0036.0000 Entry Fees	\$200.00
					Check #: 2098004589	
						PO/InvoiceTotal: \$200.00
						Vendor Total: \$200.00

Proviso Township High School District 209

Voucher Detail Listing

Voucher Batch Number: 1107 10/02/2020

Fiscal Year: 2020-2021

Vendor Remit Name Description	Vendor #	QTY	PO No.	Invoice Invoice Date	Account	Amount
IL DEPT EMPLOYMENT SECURITY	350158					
Check Group:						
Unemployment 3rd Qtr 2020		1	211109	12695096409 9/30/2020	10.5.2363.232.0000.001.0050.0000 Unemployment Compensation	\$3,980.18
Unemployment 2nd Qtr Late fee		1	211109	15291379685 9/2/2020	10.5.2363.232.0000.001.0050.0000 Unemployment Compensation	\$2,550.95
				Check #: 2098004590		
					PO/InvoiceTotal:	\$6,531.13
					Vendor Total:	\$6,531.13
JACKLYN SLAUGHTER	366098					
Check Group:						
GTF Team Meet 022020		1	211025	OCT20AP 8/31/2020	10.5.1501.319.0000.003.0036.0000 Other Professional & Technical Services	\$125.00
GFT Tem Meet 022720		1	211025	OCT20AP 8/31/2020	10.5.1501.319.0000.003.0036.0000 Other Professional & Technical Services	\$125.00
				Check #: 2098004591		
					PO/InvoiceTotal:	\$250.00
					Vendor Total:	\$250.00
					Grand Total:	\$27,878.69

End of Report

Proviso Township High School District 209

Voucher Detail Listing

Voucher Batch Number: 1114

10/06/2020

Fiscal Year: 2020-2021

Vendor Remit Name Description	Vendor #	QTY	PO No.	Invoice Invoice Date	Account	Amount
PTHS-IMRF	350164					
Check Group:						
Accelerated Payment - S. Hannah		1	211051	OCT20AP 10/6/2020	50.5.1200.212.0000.002.0393.0000 Municipal Retirement	\$6,135.93
Accelerated Payment - M. Twarog		1	211051	OCT20AP 10/6/2020	50.5.2660.212.0000.002.0014.0000 Municipal Retirement	\$12,554.80
Accelerated Payment - C. Hayes		1	211051	OCT20AP 10/6/2020	50.5.2660.212.0000.003.0014.0000 Municipal Retirement	\$13,561.17

Check #: 0

PO/InvoiceTotal:	<u>\$32,251.90</u>
Vendor Total:	<u>\$32,251.90</u>
Grand Total:	\$32,251.90

End of Report

Proviso Township High School District 209

Voucher Detail Listing

Voucher Batch Number: 1118

10/09/2020

Fiscal Year: 2020-2021

Vendor Remit Name Description	Vendor #	QTY	PO No.	Invoice Invoice Date	Account	Amount
ADKINS TRAK TIMING						
Check Group:						
Cross Country Timing System		1	211236	447 9/28/2020	10.5.1501.310.0000.002.0036.0000 Professional & Technical Services	\$800.00
Check #: 0						
PO/InvoiceTotal:						\$800.00
Vendor Total:						\$800.00
COMED						
Check Group:						
Electricity Invoice - East		1	211118	OCT20AP 9/14/2020	20.5.2540.466.0000.002.2000.0000 Electricity	\$6,759.41
Electricity Invoice - West		1	211118	OCT20AP 9/14/2020	20.5.2540.466.0000.003.2000.0000 Electricity	\$7,243.34
Electricity Invoice - PMSA		1	211118	OCT20AP 9/14/2020	20.5.2540.466.0000.004.2000.0000 Electricity	\$11,094.08
Check #: 0						
PO/InvoiceTotal:						\$25,096.83
Vendor Total:						\$25,096.83
CORPORATE MASTERCARD						
362919						
Check Group:						
Credit Card Statement 10/5/20		1	211222	NOV20AP 11/1/2020	10.5.2520.399.0000.001.0012.0000 Credit Card	\$14,387.97
Check #: 0						
PO/InvoiceTotal:						\$14,387.97
Vendor Total:						\$14,387.97
GLOBAL PAYMENTS, INC.						
Check Group:						
Educate - Maintenance Renewal - SchoolBooks - Software - 3 User (Per School)		1	211067	4100171009 10/6/2020	10.5.2660.390.0000.001.0014.0000 Other Purchased Services	\$156.00

Proviso Township High School District 209

Voucher Detail Listing

Voucher Batch Number: 1118 10/09/2020

Fiscal Year: 2020-2021

Vendor Remit Name Description	Vendor #	QTY	PO No.	Invoice Invoice Date	Account	Amount
Blue Bear SchoolBooks - Client Care Gold Renewal - Software - 3 User (Per School)		1	211067	4100171009 10/6/2020	10.5.2660.390.0000.001.0014.0000 Other Purchased Services	\$650.00
Check #: 0						
PO/InvoiceTotal:						\$806.00
Vendor Total:						\$806.00
HUBERT						
Check Group:						
East Gel Blanket, Multi Cell		4	211119	137862 8/21/2020	10.5.2560.410.0000.001.0800.0000 General Supplies	\$282.16
East Bag, Pizza/Cater, Proserve Large		1	211119	137862 8/21/2020	10.5.2560.410.0000.001.0800.0000 General Supplies	\$61.03
East Bag, Semirig. Hlds 2-5 Half Pans		12	211119	137862 8/21/2020	10.5.2560.410.0000.001.0800.0000 General Supplies	\$1,059.60
Check #: 0						
PO/InvoiceTotal:						\$1,402.79
Check Group:						
East Bag, Pizza/Cater, Proserve, Large		9	211120	137862B1 9/8/2020	10.5.2560.410.0000.001.0800.0000 General Supplies	\$549.27
Check #: 0						
PO/InvoiceTotal:						\$549.27
Vendor Total:						\$1,952.06
IGS ENERGY						
Check Group:						
Natural Gas - West		1	211117	331621 8/28/2020	20.5.2540.465.0000.003.2000.0000 Natural Gas	\$139.08
Natural Gas - East		1	211117	331621 8/28/2020	20.5.2540.465.0000.002.2000.0000 Natural Gas	\$2,888.98
Check #: 0						
PO/InvoiceTotal:						\$3,028.06

Proviso Township High School District 209

Voucher Detail Listing

Voucher Batch Number: 1118

10/09/2020

Fiscal Year: 2020-2021

Vendor Remit Name Description	Vendor #	QTY	PO No.	Invoice Invoice Date	Account	Amount
Vendor Total:						\$3,028.06
LAUTERBACH & AMEN LLP	365794					
Check Group:						
Preparation of Actuarial Report FY20		1	211112	48883 9/8/2020	10.5.2520.390.0000.001.0012.0000 Other Purchased Services	\$4,130.00
Check #: 0						
PO/InvoiceTotal:						\$4,130.00
Vendor Total:						\$4,130.00
MARK C, SCHALL SR.						
Check Group:						
B&G X-Country 091720		1	211160	OCT20AP 9/22/2020	10.5.1501.319.0000.003.0036.0000 Other Professional & Technical Services	\$89.00
Check #: 0						
PO/InvoiceTotal:						\$89.00
Vendor Total:						\$89.00
MILLER COOPER & CO., LTD.						
Check Group:						
Auditing Services		1	211116	228511 9/15/2020	10.5.2310.317.0000.001.0050.0000 Audit/Financial Services	\$1,200.00
Check #: 0						
PO/InvoiceTotal:						\$1,200.00
Vendor Total:						\$1,200.00
PERKINS & WILL, INC.	366688					
Check Group:						
SERVICES THRU MAY 29, 2020- BASE SERVICES		1	211125	0175804 6/10/2020	60.5.2532.540.0000.001.0700.0000 Site Improvements & Infrastructure	\$460,991.97
SERVICES THRU MAY 29,2020- EVACUATION SIGNS		1	211125	0175805 6/10/2020	60.5.2532.540.0000.001.0700.0000 Site Improvements & Infrastructure	\$4,485.00
Check #: 0						
PO/InvoiceTotal:						\$465,476.97

Proviso Township High School District 209

Voucher Detail Listing

Voucher Batch Number: 1118

10/09/2020

Fiscal Year: 2020-2021

Vendor Remit Name Description	Vendor #	QTY	PO No.	Invoice Invoice Date	Account	Amount
Check Group:						
SERVICES THRU AUGUST 28, 2020- BASE SERVICES		1	211126	0177969 9/21/2020	60.5.2532.540.0000.001.0700.0000 Site Improvements & Infrastructure	\$440,900.95
					Check #: 0	
						PO/InvoiceTotal: \$440,900.95
						Vendor Total: \$906,377.92
PROVISO TOWNSHIP HIGH SCHOOL						
Check Group:						
Admin Academy Reg Fee Breisch Aug 2020		1	210094	353306066 8/10/2020	10.5.2410.312.0000.004.0011.0000 Professional Employee Training & Development Servi	(\$200.00)
					Check #: 0	
						PO/InvoiceTotal: (\$200.00)
Check Group:						
HOME DEPOT HDX 2 GAL. PUMP SPRAYER		4	210115	353813337 8/20/2020	10.5.1100.410.0000.001.4998.0002 General Supplies	\$65.87
					Check #: 0	
						PO/InvoiceTotal: \$65.87
Check Group:						
Chicago Tribune Subscription		1	210144	353936901 8/25/2020	10.5.2520.390.0000.001.0012.0000 Other Purchased Services	\$15.96
					Check #: 0	
						PO/InvoiceTotal: \$15.96
Check Group:						
Hitzhusen APSI Training		1	210236	352274729 8/5/2020	10.5.1651.352.0000.001.0016.0000 Conferences (Out-of-State)	\$720.00
					Check #: 0	
						PO/InvoiceTotal: \$720.00
Check Group:						

Proviso Township High School District 209

Voucher Detail Listing

Voucher Batch Number: 1118

10/09/2020

Fiscal Year: 2020-2021

Vendor Remit Name Description	Vendor #	QTY	PO No.	Invoice Invoice Date	Account	Amount
50 Microsoft Project Seats		1	210237	353986768 8/25/2020	10.5.2660.390.0000.001.0014.0000 Other Purchased Services	\$6,600.00
Check #: 0						
						PO/InvoiceTotal: \$6,600.00
Check Group:						
Sams Club Nestle Coffee French Vanilla		2	210364	352488033 8/7/2020	10.5.2210.323.0000.001.0010.0000 Food Non-Contracted	\$11.96
Tropicana Orange Juice		1	210364	352488033 8/7/2020	10.5.2210.323.0000.001.0010.0000 Food Non-Contracted	\$17.06
Ocean Spray Juice Varitey Pack		1	210364	352488033 8/7/2020	10.5.2210.323.0000.001.0010.0000 Food Non-Contracted	\$8.47
Skinny Popcorn Snack Bags 28pk		1	210364	352488033 8/7/2020	10.5.2210.323.0000.001.0010.0000 Food Non-Contracted	\$12.98
Traopicana Pineapple Mango with Lime		1	210364	352488033 8/7/2020	10.5.2210.323.0000.001.0010.0000 Food Non-Contracted	\$12.98
Nestle Water		10	210364	352488033 8/7/2020	10.5.2210.323.0000.001.0010.0000 Food Non-Contracted	\$39.80
Miss Vickies Potato Chips 30pk		1	210364	352488033 8/7/2020	10.5.2210.323.0000.001.0010.0000 Food Non-Contracted	\$13.38
Nestle Coffee creamer Hazelnut		2	210364	352488033 8/7/2020	10.5.2210.323.0000.001.0010.0000 Food Non-Contracted	\$11.36
shipping		1	210364	352488033 8/7/2020	10.5.2210.323.0000.001.0010.0000 Food Non-Contracted	\$5.89
Check #: 0						
						PO/InvoiceTotal: \$133.88
Check Group:						
Panera- Breakfast for OAFS Retreat		1	210406	352274728 8/6/2020	10.5.2210.323.0000.001.0010.0000 Food Non-Contracted	\$95.50
Check #: 0						
						PO/InvoiceTotal: \$95.50

Proviso Township High School District 209

Voucher Detail Listing

Voucher Batch Number: 1118

10/09/2020

Fiscal Year: 2020-2021

Vendor Remit Name Description	Vendor #	QTY	PO No.	Invoice Invoice Date	Account	Amount
Check Group:						
Coca-Cola		2	210407	352488110 8/7/2020	10.5.2640.323.0000.001.0325.0000 Food Non-Contracted	\$23.44
Pepsi Cola		2	210407	352488110 8/7/2020	10.5.2640.323.0000.001.0325.0000 Food Non-Contracted	\$21.56
Diet Pepsi		1	210407	352488110 8/7/2020	10.5.2640.323.0000.001.0325.0000 Food Non-Contracted	\$10.28
Sams Club Planters Salted Peanuts		2	210407	352488110 8/7/2020	10.5.2640.323.0000.001.0325.0000 Food Non-Contracted	\$14.56
Welch's Variety Pack		1	210407	352488110 8/7/2020	10.5.2640.323.0000.001.0325.0000 Food Non-Contracted	\$8.00
Nabisco Classic Mix		1	210407	352488110 8/7/2020	10.5.2640.323.0000.001.0325.0000 Food Non-Contracted	\$9.96
Lay's Classic Potato Chips		1	210407	352488110 8/7/2020	10.5.2640.323.0000.001.0325.0000 Food Non-Contracted	\$8.00
Miss Vickies Potato Chips Variety Pack		2	210407	352488110 8/7/2020	10.5.2640.323.0000.001.0325.0000 Food Non-Contracted	\$25.96
Member's Mark Fruity Snack's		2	210407	352488110 8/7/2020	10.5.2640.323.0000.001.0325.0000 Food Non-Contracted	\$17.96
Member's Mark Ultra PLate		1	210407	352488110 8/7/2020	10.5.2640.323.0000.001.0325.0000 Food Non-Contracted	\$8.00
Coffee-mate The original liquid Creamer singles		1	210407	352488110 8/7/2020	10.5.2640.323.0000.001.0325.0000 Food Non-Contracted	\$8.98
Keebler Fudge Stripes Cookies		1	210407	352488110 8/7/2020	10.5.2640.323.0000.001.0325.0000 Food Non-Contracted	\$7.00
Frito-Lay Flmin Hot Mlx		2	210407	352488110 8/7/2020	10.5.2640.323.0000.001.0325.0000 Food Non-Contracted	\$25.96
Frito Lay Premiere Mix		1	210407	352488110 8/7/2020	10.5.2640.323.0000.001.0325.0000 Food Non-Contracted	\$7.00
Frito Lay Big Grab Variety Mix		1	210407	352488110 8/7/2020	10.5.2640.323.0000.001.0325.0000 Food Non-Contracted	\$7.00

Proviso Township High School District 209

Voucher Detail Listing

Voucher Batch Number: 1118

10/09/2020

Fiscal Year: 2020-2021

Vendor Remit Name Description	Vendor #	QTY	PO No.	Invoice Invoice Date	Account	Amount
Frito Lay Classic mix Variety Pack		1	210407	352488110 8/7/2020	10.5.2640.323.0000.001.0325.0000 Food Non-Contracted	\$12.98
Mars Chocolate Mini Size Candy Variety Mix		2	210407	352488110 8/7/2020	10.5.2640.323.0000.001.0325.0000 Food Non-Contracted	\$32.84
Mars Chocolates Favorites Candy Variety Mix		2	210407	352488110 8/7/2020	10.5.2640.323.0000.001.0325.0000 Food Non-Contracted	\$32.84
Frito Lay Bold Mix Variety Pack		1	210407	352488110 8/7/2020	10.5.2640.323.0000.001.0325.0000 Food Non-Contracted	\$9.72
Check #: 0						
PO/InvoiceTotal:						\$292.04
Check Group:						
Vista Print business cards Dr Henderson		1	210408	352382182 8/6/2020	10.5.2310.410.0000.001.0050.0000 General Supplies	\$40.15
Check #: 0						
PO/InvoiceTotal:						\$40.15
Check Group:						
LEARNING FORWARD MEMBERSHIP RENEWAL- GRETA MITCHELL WILLIAMS- 2 YEARS- STANDARD MEMBERSHIP		1	210410	352737495 8/10/2020	10.5.2230.640.0000.001.0008.0000 Dues And Fees	\$158.00
Check #: 0						
PO/InvoiceTotal:						\$158.00
Check Group:						
Mid Century Circles Metallic Monthly Planner		1	210411	352488112 8/8/2020	10.5.2210.410.0000.001.0022.0000 General Supplies	\$65.00
Colorful Dual-Tip Markers 10-Pack		1	210411	352488112 8/8/2020	10.5.2210.410.0000.001.0022.0000 General Supplies	\$25.50
Check #: 0						
PO/InvoiceTotal:						\$90.50
Check Group:						

Proviso Township High School District 209

Voucher Detail Listing

Voucher Batch Number: 1118

10/09/2020

Fiscal Year: 2020-2021

Vendor Remit Name Description	Vendor #	QTY	PO No.	Invoice Invoice Date	Account	Amount
NASP REGULAR MEMBERSHIP RENEWAL- GLORIA WASHINGTON		1	210413	352488111 8/7/2020	10.5.1200.640.0000.001.0393.0000 Dues And Fees	\$220.00
Check #: 0						
						PO/InvoiceTotal: \$220.00
Check Group:						
Panera Bread- Roasted Turkey & Avocado BLT Boxed Lunch		5	210434	352650900 8/11/2020	10.5.2640.323.0000.001.0325.0000 Food Non-Contracted	\$62.45
Modern Caprese Sandwich Boxed Lunch		2	210434	352650900 8/11/2020	10.5.2640.323.0000.001.0325.0000 Food Non-Contracted	\$24.98
Steak & Arugula on Country Rustic sourdough Boxed Lunch		2	210434	352650900 8/11/2020	10.5.2640.323.0000.001.0325.0000 Food Non-Contracted	\$24.98
Bacon Turkey Bravo Boxed Lunch		8	210434	352650900 8/11/2020	10.5.2640.323.0000.001.0325.0000 Food Non-Contracted	\$91.92
Napa Almond Chicken Salad Sandwich Boxed Lunch		5	210434	352650900 8/11/2020	10.5.2640.323.0000.001.0325.0000 Food Non-Contracted	\$57.45
Turkey Sandwich Boxed Lunch		8	210434	352650900 8/11/2020	10.5.2640.323.0000.001.0325.0000 Food Non-Contracted	\$77.52
Heritage Ham & Swiss Boxed Lunch		12	210434	352650900 8/11/2020	10.5.2640.323.0000.001.0325.0000 Food Non-Contracted	\$116.28
Tuna Salad Sandwich Boxed Lunch		5	210434	352650900 8/11/2020	10.5.2640.323.0000.001.0325.0000 Food Non-Contracted	\$48.45
Check #: 0						
						PO/InvoiceTotal: \$504.03
Check Group:						
Jimmy Johns- #4 Turkey Tom Box lunches		7	210435	352737493 8/11/2020	10.5.2640.323.0000.001.0325.0000 Food Non-Contracted	\$71.75
#15 Club Tuna Box lunches		5	210435	352737493 8/11/2020	10.5.2640.323.0000.001.0325.0000 Food Non-Contracted	\$56.25

Proviso Township High School District 209

Voucher Detail Listing

Voucher Batch Number: 1118

10/09/2020

Fiscal Year: 2020-2021

Vendor Remit Name Description	Vendor #	QTY	PO No.	Invoice Invoice Date	Account	Amount
#1 The Pepe Box lunches		7	210435	352737493 8/11/2020	10.5.2640.323.0000.001.0325.0000 Food Non-Contracted	\$71.75
#5 Vito Box lunch Box lunches		7	210435	352737493 8/11/2020	10.5.2640.323.0000.001.0325.0000 Food Non-Contracted	\$71.75
JJ BLT Box lunches		3	210435	352737493 8/11/2020	10.5.2640.323.0000.001.0325.0000 Food Non-Contracted	\$30.75
#6 The Veggie Box lunches		2	210435	352737493 8/11/2020	10.5.2640.323.0000.001.0325.0000 Food Non-Contracted	\$20.50
Check #: 0						
PO/InvoiceTotal:						\$322.75
Check Group:						
Dunkin Donuts		12	210436	352488109 8/7/2020	10.5.2640.323.0000.001.0325.0000 Food Non-Contracted	\$12.00
Dunkin Donuts		12	210436	352488109 8/7/2020	10.5.2640.323.0000.001.0325.0000 Food Non-Contracted	\$12.00
Dunkin Donuts-Bagels		24	210436	352488109 8/7/2020	10.5.2640.323.0000.001.0325.0000 Food Non-Contracted	\$48.00
Box of Coffee		1	210436	352488109 8/7/2020	10.5.2640.323.0000.001.0325.0000 Food Non-Contracted	\$15.31
Box of Coffee-Decaffeinated		1	210436	352488109 8/7/2020	10.5.2640.323.0000.001.0325.0000 Food Non-Contracted	\$15.00
Check #: 0						
PO/InvoiceTotal:						\$102.31
Check Group:						
ULINE PWMSA PEMSA Frosty shoppers		1	210459	352650899 8/11/2020	10.5.1100.410.0000.001.0365.0000 General Supplies	\$455.70
Check #: 0						
PO/InvoiceTotal:						\$455.70
Check Group:						

Proviso Township High School District 209

Voucher Detail Listing

Voucher Batch Number: 1118

10/09/2020

Fiscal Year: 2020-2021

Vendor Remit Name Description	Vendor #	QTY	PO No.	Invoice Invoice Date	Account	Amount
Dunkin Donuts-variety		12	210510	352737494 8/11/2020	10.5.2640.323.0000.001.0325.0000 Food Non-Contracted	\$12.00
Dunkin Donuts-variety		12	210510	352737494 8/11/2020	10.5.2640.323.0000.001.0325.0000 Food Non-Contracted	\$12.00
Box of coffee		2	210510	352737494 8/11/2020	10.5.2640.323.0000.001.0325.0000 Food Non-Contracted	\$40.00
Box of coffee-decafe		1	210510	352737494 8/11/2020	10.5.2640.323.0000.001.0325.0000 Food Non-Contracted	\$11.50
Bagels-variety		24	210510	352737494 8/11/2020	10.5.2640.323.0000.001.0325.0000 Food Non-Contracted	\$48.00
Check #: 0						
PO/InvoiceTotal:						\$123.50
Check Group:						
Best Buy Samsung - 75" Class 8 Series LED 4K UHD Smart Tizen TV		1	210513	353084378 8/14/2020	10.5.2660.700.0000.001.0014.0000 Non-Capitalized Equipment	\$1,199.99
Best Buy Rocket		1	210513	353084378 8/14/2020	10.5.2660.410.0000.001.0014.0000 General Supplies	\$199.99
Check #: 0						
PO/InvoiceTotal:						\$1,399.98
Check Group:						
Dunkin Donuts Box of coffee		1	210528	353084377 8/14/2020	10.5.2640.323.0000.001.0325.0000 Food Non-Contracted	\$20.98
Dozen of Donuts-Variety		12	210528	353084377 8/14/2020	10.5.2640.323.0000.001.0325.0000 Food Non-Contracted	\$12.00
Check #: 0						
PO/InvoiceTotal:						\$32.98
Check Group:						

Proviso Township High School District 209

Voucher Detail Listing

Voucher Batch Number: 1118

10/09/2020

Fiscal Year: 2020-2021

Vendor Remit Name Description	Vendor #	QTY	PO No.	Invoice Invoice Date	Account	Amount
G. WASHINGTON- PSYCHOLOGICAL ASSESSMENT OF CHILDREN DURING COVID-19 VIRTUAL CONFERENCE AUGUST 20, 2020		1	210543	353306065 8/17/2020	10.5.1200.312.0000.001.0393.0000 Professional Employee Training & Development Servi	\$43.83
J. KEENE- PSYCHOLOGICAL ASSESSMENT OF CHILDREN DURING COVID-19 VIRTUAL CONFERENCE AUGUST 20, 2020		1	210543	353306065 8/17/2020	10.5.1200.312.0000.001.0393.0000 Professional Employee Training & Development Servi	\$43.84
Check #: 0						
PO/InvoiceTotal:						\$87.67
Check Group: HOME DEPOT COWAY 200M		1	210593	353466886 8/18/2020	10.5.2510.410.0000.001.0140.0000 General Supplies	\$265.61
Check #: 0						
PO/InvoiceTotal:						\$265.61
Check Group: IB Online Workshop for Kitchka Role of Sup EE		1	210594	354260327 8/27/2020	10.5.1651.312.0000.004.0016.0000 Professional Employee Training & Development Servi	\$450.00
IB Online Workshop for Kitchka IB Hist Cat 1		1	210594	354260580 8/27/2020	10.5.1651.312.0000.004.0016.0000 Professional Employee Training & Development Servi	\$450.00
Check #: 0						
PO/InvoiceTotal:						\$900.00
Check Group: Kane Cty ROE Admin Aca for Breisch		1	210595	352650901 8/10/2020	10.5.2410.312.0000.004.0011.0000 Professional Employee Training & Development Servi	\$175.00
Check #: 0						
PO/InvoiceTotal:						\$175.00
Check Group: Poor Boy_BOE dinner		1	210596	353466884 8/18/2020	10.5.2310.323.0000.001.0050.0000 Food Non-Contracted	\$49.68
Check #: 0						

Proviso Township High School District 209

Voucher Detail Listing

Voucher Batch Number: 1118

10/09/2020

Fiscal Year: 2020-2021

Vendor Remit Name Description	Vendor #	QTY	PO No.	Invoice Invoice Date	Account	Amount
PO/InvoiceTotal:						\$49.68
Check Group:						
Beggars_BOE dinner		1	210597	353360612 9/18/2020	10.5.2310.323.0000.001.0050.0000 Food Non-Contracted	\$57.74
Check #: 0						
PO/InvoiceTotal:						\$57.74
Check Group:						
Walmart_Start with Why book		10	210659	354767670 9/2/2020	10.5.2310.410.0000.001.0050.0000 General Supplies	\$96.61
Check #: 0						
PO/InvoiceTotal:						\$96.61
Check Group:						
Fee - Filing Statement of Economic Interest		1	210722	354260579 8/27/2020	10.5.2520.390.0000.001.0012.0000 Other Purchased Services	\$15.32
Check #: 0						
PO/InvoiceTotal:						\$15.32
Check Group:						
Sam's Club_Chex Mix		1	210730	354767669 9/1/2020	10.5.2310.323.0000.001.0050.0000 Food Non-Contracted	\$12.98
Starlight Mints		1	210730	354767669 9/1/2020	10.5.2310.323.0000.001.0050.0000 Food Non-Contracted	\$7.62
7UP 24 pk		1	210730	354767669 9/1/2020	10.5.2310.323.0000.001.0050.0000 Food Non-Contracted	\$6.32
Clear plastic cups, 132 ct		1	210730	354767669 9/1/2020	10.5.2310.323.0000.001.0050.0000 Food Non-Contracted	\$9.98
Pepsi. 36 pk		1	210730	354767669 9/1/2020	10.5.2310.323.0000.001.0050.0000 Food Non-Contracted	\$10.28
Chocolate mini candy variety		1	210730	354767669 9/1/2020	10.5.2310.323.0000.001.0050.0000 Food Non-Contracted	\$19.98

Proviso Township High School District 209

Voucher Detail Listing

Voucher Batch Number: 1118

10/09/2020

Fiscal Year: 2020-2021

Vendor Remit Name Description	Vendor #	QTY	PO No.	Invoice Invoice Date	Account	Amount
Diet Pepsi		1	210730	354767669 9/1/2020	10.5.2310.323.0000.001.0050.0000 Food Non-Contracted	\$10.28
Pepsi flavor pack		1	210730	354767669 9/1/2020	10.5.2310.323.0000.001.0050.0000 Food Non-Contracted	\$7.98
Diet Coke,24 pk		2	210730	354767669 9/1/2020	10.5.2310.323.0000.001.0050.0000 Food Non-Contracted	\$23.56
M&M fun size candy		1	210730	354767669 9/1/2020	10.5.2310.323.0000.001.0050.0000 Food Non-Contracted	\$16.42
Ultra plates, 330 ct		1	210730	354767669 9/1/2020	10.5.2310.323.0000.001.0050.0000 Food Non-Contracted	\$13.48
Dixie cups, 176 ct		1	210730	354767669 9/1/2020	10.5.2310.323.0000.001.0050.0000 Food Non-Contracted	\$15.48
Nature Valley sweet & salty		1	210730	354767669 9/1/2020	10.5.2310.323.0000.001.0050.0000 Food Non-Contracted	\$9.98
Brew Rite coffee filters, 700 ct		2	210730	354767669 9/1/2020	10.5.2310.323.0000.001.0050.0000 Food Non-Contracted	\$5.76
Frito Lays classic mix, 50 pk		1	210730	354767669 9/1/2020	10.5.2310.323.0000.001.0050.0000 Food Non-Contracted	\$12.98
Nestle Water, 40 pk		20	210730	354767669 9/1/2020	10.5.2310.323.0000.001.0050.0000 Food Non-Contracted	\$79.60
Grandma cookies		2	210730	354767669 9/1/2020	10.5.2310.323.0000.001.0050.0000 Food Non-Contracted	\$23.96
Ginger Ale, 24 pk		1	210730	354767669 9/1/2020	10.5.2310.323.0000.001.0050.0000 Food Non-Contracted	\$6.48
Dunkin' Donuts 72 K-cups		1	210730	354767669 9/1/2020	10.5.2310.323.0000.001.0050.0000 Food Non-Contracted	\$15.00
Folgers K-cups		1	210730	354767669 9/1/2020	10.5.2310.323.0000.001.0050.0000 Food Non-Contracted	\$21.42

Check #: 0

PO/InvoiceTotal: \$329.54

Check Group:

Proviso Township High School District 209

Voucher Detail Listing

Voucher Batch Number: 1118

10/09/2020

Fiscal Year: 2020-2021

Vendor Remit Name Description	Vendor #	QTY	PO No.	Invoice Invoice Date	Account	Amount
Best Buy Sony - PX Series Digital Voice Recorder		2	210731	354767747 9/2/2020	10.5.2660.410.0000.001.0014.0000 General Supplies	\$129.98
Check #: 0						
PO/InvoiceTotal:						\$129.98
Check Group:						
ISPA- ILLINOIS SCHOOL PSYCHOLOGISTS ASSOCIATION ANNUAL MEMBERSHIP RENEWAL- JENNIFER KEENE- REGULAR MEMBERSHIP		1	210745	354767746 9/1/2020	10.5.1200.640.0000.001.0393.0000 Dues And Fees	\$125.00
Check #: 0						
PO/InvoiceTotal:						\$125.00
Check Group:						
VERNIER SOFTWAREV PIVOT INTERACTIONS		50	210747	354951237 9/4/2020	10.5.3700.410.0000.001.4998.0002 General Supplies	\$250.00
Check #: 0						
PO/InvoiceTotal:						\$250.00
Check Group:						
Zoom Monthly Subscription (August)		1	210787	353466885 8/19/2020	10.5.2410.340.0000.002.0011.0000 Communications	\$14.99
Alitu Monthly Subscription (August)		1	210787	354144631 8/26/2020	10.5.2410.340.0000.002.0011.0000 Communications	\$28.00
Check #: 0						
PO/InvoiceTotal:						\$42.99
Check Group:						
Los Camales- District Institute Lunch Refresments		1	210858	352895926 8/13/2020	10.5.2210.323.0000.001.0010.0000 Food Non-Contracted	\$327.16
Check #: 0						
PO/InvoiceTotal:						\$327.16
Check Group:						

Proviso Township High School District 209

Voucher Detail Listing

Voucher Batch Number: 1118

10/09/2020

Fiscal Year: 2020-2021

Vendor Remit Name Description	Vendor #	QTY	PO No.	Invoice Invoice Date	Account	Amount
REG - 2020 MTSS FOR EQUITY AND EXCELLE - APRIL 21, 2020		1	211068	353360613 8/18/2020	10.5.2210.312.0000.003.4932.0001 Conferences	(\$195.00)
					Check #: 0	
						PO/InvoiceTotal: (\$195.00)
						Vendor Total: \$13,830.45
R&G CONSULTANTS	350902					
Check Group:						
Medicaid Reimbursement Services		1	211113	5510 8/31/2020	10.5.1200.390.0000.001.0393.0000 Other Purchased Services	\$2,739.02
					Check #: 0	
						PO/InvoiceTotal: \$2,739.02
						Vendor Total: \$2,739.02
SHRED AUTHORITY	364348					
Check Group:						
Shredding Services		1	211114	191000268 10/11/2019	10.5.2520.390.0000.001.0012.0000 Other Purchased Services	\$20.00
Shredding Service		1	211114	191200134 12/5/2019	10.5.2520.390.0000.001.0012.0000 Other Purchased Services	\$25.00
Shredding Service		1	211114	200200093 2/6/2020	10.5.2520.390.0000.001.0012.0000 Other Purchased Services	\$35.00
Shredding Service		1	211114	200600352 10/11/2019	10.5.2520.390.0000.001.0012.0000 Other Purchased Services	\$20.00
Shredding Service		1	211114	200600353 12/5/2019	10.5.2520.390.0000.001.0012.0000 Other Purchased Services	\$10.00
					Check #: 0	
						PO/InvoiceTotal: \$110.00
						Vendor Total: \$110.00
VILLAGE OF HILLSIDE	350389					
Check Group:						

Proviso Township High School District 209

Voucher Detail Listing

Voucher Batch Number: 1118

10/09/2020

Fiscal Year: 2020-2021

Vendor Remit Name Description	Vendor #	QTY	PO No.	Invoice Invoice Date	Account	Amount
Detective Bailey Services		1	211115	OCT20AP-3 9/8/2020	10.5.2190.310.0000.003.0102.0000 Professional & Technical Services	\$2,643.68

Check #: 0

PO/Invoice Total:	\$2,643.68
Vendor Total:	\$2,643.68
Grand Total:	\$977,190.99

End of Report

Proviso Township High School District 209

Voucher Detail Listing

Voucher Batch Number: 1129 10/20/2020

Fiscal Year: 2020-2021

Vendor Remit Name Description	Vendor #	QTY	PO No.	Invoice Invoice Date	Account	Amount
IDEAL HEATING COMPANY	364856					
Check Group:						
SERVICES PROVIDED FOR BOILER STARTUP ANDPROVISO EAST FLOOD REPAIRS		1	211292	10-19-2020 10/19/2020	60.5.2532.540.0000.001.0700.0000 Site Improvements & Infrastructure	\$85,017.60
				Check #: 0		
					PO/InvoiceTotal:	\$85,017.60
					Vendor Total:	\$85,017.60
IRMITER, JAMES						
Check Group:						
Boys Basketball 020420		1	211284	OCT20AP 10/16/2020	10.5.1501.319.0000.003.0036.0000 Other Professional & Technical Services	\$67.00
				Check #: 0		
					PO/InvoiceTotal:	\$67.00
					Vendor Total:	\$67.00
KEVIN MCMURRAY	363260					
Check Group:						
Girls Swim 100520		1	211255	OCT20AP 10/14/2020	10.5.1501.319.0000.003.0036.0000 Other Professional & Technical Services	\$67.00
				Check #: 0		
					PO/InvoiceTotal:	\$67.00
					Vendor Total:	\$67.00
MCWILLIAMS ELECTRIC COMPANY INC.						
Check Group:						
Work Completed and Billed to Date: Draw #1 July 17, 2020		1	211293	82391 7/17/2020	60.5.2532.540.0000.001.0700.0000 Site Improvements & Infrastructure	\$297,276.00
				Check #: 0		
					PO/InvoiceTotal:	\$297,276.00
					Vendor Total:	\$297,276.00
MICHAEL POWERS	366054					

Proviso Township High School District 209

Voucher Detail Listing

Voucher Batch Number: 1129 10/20/2020

Fiscal Year: 2020-2021

Vendor Remit Name Description	Vendor #	QTY	PO No.	Invoice Invoice Date	Account	Amount
Check Group:						
Girls X-Country 092420		1	211194	OCT20AP 10/9/2020	10.5.1501.319.0000.003.0036.0000 Other Professional & Technical Services	\$89.00
					Check #: 0	
						PO/InvoiceTotal: \$89.00
						Vendor Total: \$89.00
SCOTT YOUNT	366482					
Check Group:						
Girls X-Country 100520		1	211259	OCT20AP 10/14/2020	10.5.1501.319.0000.003.0036.0000 Other Professional & Technical Services	\$89.00
					Check #: 0	
						PO/InvoiceTotal: \$89.00
						Vendor Total: \$89.00
						Grand Total: \$382,605.60

End of Report

Proviso Township High School District 209

Voucher Detail Listing

Voucher Batch Number: 1134 10/23/2020

Fiscal Year: 2020-2021

Vendor Remit Name Description	Vendor #	QTY	PO No.	Invoice Invoice Date	Account	Amount
ABDULLAH, NIA MALIKA						
Check Group:						
Legal Settlement		1	211408	OCT20AP 10/23/2020	10.5.2310.324.0000.001.0050.0000 LEGAL DEDUCTIBLE	\$60,000.00
Check #: 0						
PO/InvoiceTotal:						\$60,000.00
Vendor Total:						\$60,000.00
AFLAC						
	357961					
Check Group:						
September 2020 Invoice		1	211297	620164 9/26/2020	10.2.0481.000.0000.000.9999.0000 Other Payroll Deduction Payable	\$307.95
Check #: 0						
PO/InvoiceTotal:						\$307.95
Vendor Total:						\$307.95
DUDE SOLUTIONS						
	364952					
Check Group:						
EventEssentials Pro- 07/01/2020 06/30/2021		1	211294	INV-70004 4/24/2020	20.5.2540.390.0000.004.2000.0000 Other Purchased Services	\$1,879.28
EventEssentials Pro- 07/01/2020 06/30/2021		1	211294	INV-70004 4/24/2020	20.5.2540.390.0000.003.2000.0000 Other Purchased Services	\$1,879.29
EventEssentials Pro- 07/01/2020 06/30/2021		1	211294	INV-70004 4/24/2020	20.5.2540.390.0000.002.2000.0000 Other Purchased Services	\$1,879.29
Check #: 0						
PO/InvoiceTotal:						\$5,637.86
Vendor Total:						\$5,637.86
JAMES DANIELS						
Check Group:						
CROSS COUNTRY BOYS & GIRLS RACES		1	211209	OCT20AP 10/9/2020	10.5.1501.319.0000.002.0036.0000 Other Professional & Technical Services	\$175.00
Check #: 0						

Proviso Township High School District 209

Voucher Detail Listing

Voucher Batch Number: 1134 10/23/2020

Fiscal Year: 2020-2021

Vendor Remit Name Description	Vendor #	QTY	PO No.	Invoice Invoice Date	Account	Amount
						PO/InvoiceTotal: \$175.00
						Vendor Total: \$175.00
MICHAEL POWERS	366054					
Check Group:						
Girls X-Country 100820		1	211319	OCT20AP-1 10/8/2020	10.5.1501.319.0000.003.0036.0000 Other Professional & Technical Services	\$89.00
						Check #: 0
						PO/InvoiceTotal: \$89.00
Check Group:						
B&G X-Country Assignor		1	211320	20107 10/13/2020	10.5.1501.319.0000.003.0036.0000 Other Professional & Technical Services	\$70.00
						Check #: 0
						PO/InvoiceTotal: \$70.00
						Vendor Total: \$159.00
RONALD STEWART						
Check Group:						
WRESTLING MATCH		1	211205	OCT20AP 1/9/2020	10.5.1501.319.0000.002.0036.0000 Other Professional & Technical Services	\$151.00
						Check #: 0
						PO/InvoiceTotal: \$151.00
						Vendor Total: \$151.00
TONY CHEN						
Check Group:						
Girls Swim 100820		1	211337	OCT20AP 10/8/2020	10.5.1501.319.0000.003.0036.0000 Other Professional & Technical Services	\$67.00
						Check #: 0
						PO/InvoiceTotal: \$67.00
						Vendor Total: \$67.00

Proviso Township High School District 209

Voucher Detail Listing

Voucher Batch Number: 1134

10/23/2020

Fiscal Year: 2020-2021

Vendor Remit Name Description	Vendor #	QTY	PO No.	Invoice Invoice Date	Account	Amount
Grand Total:						\$66,497.81

End of Report

CASH DISBURSEMENT REPORT

Date Range: 10/1/2020 through 10/31/2020

Bank Code Range: ALL

Check #	Check Date	Void Date	Check Type	Vendor	Vendor Name	Check Amount
BANK CODE: A - Checking Acct						
29224	10/22/20	10/22/20	V	EIUSTUDAC	Eastern Illinois Univ-StudAcct	(500.00)
					Void Reason: Refer to maker/addtl signature	
29225	10/05/20		C	FREEDOMF	Freedom Fundraising	300.00
29226	10/08/20	10/29/20	V	DEPAUL	DePaul University	0.00
					Void Reason: Two signatures required	
29227	10/08/20		C	ANDERSON	Anderson's	1,519.82
29228	10/22/20		C	EIUSTUDAC	Eastern Illinois Univ-StudAcct	500.00
29229	10/22/20		C	GOODIESFA	THE GOODIES FACTORY	1,440.00
29230	10/26/20		C	KEVFLWRS	KEVIN FLOWERS	510.00
29231	10/29/20		C	DEPAUL	DePaul University	750.00
					Total for Bank A	4,519.82
					REPORT TOTAL	4,519.82

CASH DISBURSEMENT REPORT

Date Range: 10/1/2020 through 10/31/2020

Bank Code Range: ALL

Check #	Check Date	Void Date	Check Type	Vendor	Vendor Name	Check Amount
BANK CODE: A - Checking Acct						
29224	10/22/20	10/22/20	V	EIUSTUDAC	Eastern Illinois Univ-StudAcct	(500.00)
					Void Reason: Refer to maker/addtl signature	
29225	10/05/20		C	FREEDOMF	Freedom Fundraising	300.00
29226	10/08/20	10/29/20	V	DEPAUL	DePaul University	0.00
					Void Reason: Two signatures required	
29227	10/08/20		C	ANDERSON	Anderson's	1,519.82
29228	10/22/20		C	EIUSTUDAC	Eastern Illinois Univ-StudAcct	500.00
29229	10/22/20		C	GOODIESFA	THE GOODIES FACTORY	1,440.00
29230	10/26/20		C	KEVFLWRS	KEVIN FLOWERS	510.00
29231	10/29/20		C	DEPAUL	DePaul University	750.00
Total for Bank A						4,519.82
REPORT TOTAL						4,519.82

VENDOR	TOTAL
PERKINS & WILL, INC.	\$906,377.92
P. A. E. C. CENTER	\$862,966.00
MCWILLIAMS ELECTRIC COMPANY INC.	\$302,409.46
WAREHOUSE DIRECT	\$154,946.64
IDEAL HEATING COMPANY	\$85,017.60
ACADEMIC APPROACH	\$78,630.00 \$64,980.00
COMPETITIVE SUPPORT OPTIONS, INC.	\$72,450.00
MARYVILLE ACADEMY	\$66,040.80
ABDULLAH, NIA MALIKA	\$60,000.00
SODEXO, INC & AFFILIATES	\$56,615.81
IGS ENERGY	\$39,968.56
COOPERATIVE ASSN FOR SPEC ED	\$39,474.03
AT & T	\$36,336.99
MS. ROBERTS ACADEMY	\$32,300.00
PTHS-IMRF	\$32,251.90
SAAVAS LEARNING COMPANY, INC.	\$30,242.50
ACADEMIC TUTORING CENTER	\$29,858.40
SEAL OF ILLINOIS	\$28,779.66
COMED	\$25,096.83
CHG ALTERNATIVE EDUCATION INC	\$22,424.22
NAVIANCE INC.	\$21,712.50
UNIQUE PRODUCTS	\$21,067.03
BARNES & NOBLE	\$20,925.40
AT&T MOBILTY	\$20,897.56
HAUSER, IZZO, PETRARCA,	\$18,098.07
BEDFORD FREEMAN & WORTH PUBLISHI	\$16,438.76
SENTINEL TECHNOLOGIES INC	\$16,206.00
BRITTEN SCHOOL	\$15,068.40
SNAP-ON INDUSTRIAL	\$14,564.64
CORPORATE MASTERCARD	\$14,387.97
PROVISO TOWNSHIP HIGH SCHOOL	\$13,830.45
VILLAGE OF HILLSIDE	\$13,773.08
AMITA GLENOAKS SCHOOL PHEASANT R	\$12,518.73
GOODHEART WILLCOX PUBLISHER	\$12,096.33
GHA TECHNOLOGIES INC	\$10,347.20
FIRST STUDENT	\$9,715.08
BLACKBOARD INC.	\$9,411.10
SEQUEL SCHOOL	\$9,080.20
VILLAGE OF FOREST PARK	\$8,709.27
SOARING EAGLE ACADEMY	\$8,461.53
MCGRAW-HILL	\$8,350.00
US BANK	\$7,985.24
HELPING HAND CENTER	\$7,358.82
STAPLES ADVANTAGE	\$7,266.64
JEANINE SCHULTZ MEMORIAL SCHOOL	\$6,779.52

IL DEPT EMPLOYMENT SECURITY	\$6,531.13
MOTION SOLUTIONS LLC	\$6,464.50
VISTA HIGHER LEARNING	\$6,238.68
GRAINGER, INC.	\$6,224.96
OVERDRIVE, INC.	\$6,000.00
ORKIN PEST CONTROL	\$5,780.44
DUDE SOLUTIONS	\$5,637.86
VILLAGE OF MAYWOOD	\$5,272.01
BLICK ART MATERIAL	\$5,217.19
EASTER SEALS METROPOLITAN CHICAGO	\$5,199.73
REALITYWORKS,INC	\$4,978.01
ACTION SERVICES GROUP INC.	\$4,911.24
CHEMSEARCHFE	\$4,896.95
POINT AUTOMOTIVE INC.	\$4,729.33
HAYES MECHANICAL	\$4,676.00
THE GRAPHIC EDGE	\$4,292.83
LAUTERBACH & AMEN LLP	\$4,130.00
METROPOLITAN, CORP	\$3,750.00
VERNIER SOFTWARE & TECHNOLOGY	\$3,656.00
NATIONAL RESTAURANT ASSOC EDUCAT	\$3,521.46
NICOR GAS	\$3,429.27
CELTIC ENVIRONMENTAL CO	\$3,300.00
DIAZ GROUP LLC	\$2,791.25
R&G CONSULTANTS	\$2,739.02
INTERNATIONAL ACADEMY OF SCIENCE	\$2,500.00
EDGENUITY INC	\$2,475.00
WEX BANK	\$2,324.65
ID WHOLESALER	\$2,300.00
BARAK	\$2,278.88
ERIC ARMIN INC.	\$2,126.85
FIRST	\$2,000.00
EASTBAY TEAM SERVICES	\$1,962.13
HUBERT	\$1,952.06
BERWYN GARAGE	\$1,878.78
IMAGE FX CORP	\$1,852.79
SOUTHWEST TOWN MECHANICAL SERVI	\$1,843.00
MCMASTER CARR	\$1,715.09
SOUTH SIDE CONTROL SUPPLY	\$1,680.84
FOX VALLEY FILTERS	\$1,632.52
BREIT & CLEAN	\$1,489.80
ILLINOIS PRINCIPALS ASSOC	\$1,447.00
MARCIA EBERHARD	\$1,440.00
NOLAN BOILER & TANK SERVICE, INC.	\$1,421.00
D & P CONSTRUCTION COMPANY, INC.	\$1,419.26
Acacia Academy	\$1,376.01
GLOBAL INDUSTRIAL	\$1,264.68

MILLER COOPER & CO., LTD.	\$1,200.00
EGSL	\$1,170.00
MICHAEL PICCOLI	\$1,152.00
HUDL	\$1,099.00
M.COOPER WINSUPPLY CO.	\$987.53
SASED D/B/A/ MIDSWEST PBIS NETWORK	\$962.00
JOHNSON CONTROLS FIRE PROTECTION	\$950.00
PROFORMA VISION GRAPHICS	\$948.00
SHERWIN WILLIAMS	\$934.90
INTERNATIONAL BACCALAUREATE	\$900.00
ONARGA ACADEMY	\$894.30
MAYWOOD GLASS & MIRROR	\$850.00
ACCURATE BIOMETRICS	\$836.00
GLOBAL PAYMENTS, INC.	\$806.00
ADKINS TRAK TIMING	\$800.00
BOND TRUST SERVICES CORP	\$800.00
ALIGNMENT NASHVILLE	\$796.00
SCHOLASTIC INC.	\$748.31
CLIMATE PROS INC	\$696.90
columbus Park golf Course	\$679.00
LAKESHORE RECYCLING SYSTEMS	\$618.00
ILLINOIS HIGH SCHOOL ASSOCIATION	\$600.00
CONVERGED DIGITAL NETWORKS, LLC	\$599.00
MCGRAW HILL EDUCATION INC.	\$582.30
GARNET MIDWEST INC	\$573.61
WESTFIELD FORD	\$561.40
MID-WEST TRUCKERS ASSOCIATION	\$509.25
MENARD'S	\$499.56
CLARIS INTERNATIONAL INC.	\$480.00
FOLLETT SCHOOL SOLUTIONS	\$459.99
BOOKS A MILLION	\$443.20
READYREFRESH	\$427.13
SCHOOLMART	\$425.00
AT & T LONG DISTANCE	\$409.92
MAJOR APPLIANCE SERVICE	\$387.25
CENGAGE LEARNING	\$381.60
DEMCO	\$374.55
RUSSO'S POWER EQUIPMENT	\$371.47
BROADVIEW TRUE VALUE HARDWARE	\$363.37
JAMES L. HENDERSON	\$349.74
COMMUNICATIONS DIRECT INC.	\$338.86
AFLAC	\$307.95
B & H PHOTO-VIDEO	\$299.95
ATLAS BOBCAT	\$294.68
SCHOLASTIC MAGAZINE	\$260.98
JACKLYN SLAUGHTER	\$250.00

MICHAEL POWERS	\$248.00
PM MUSIC CENTER	\$243.40
ZEIGLER FORD	\$240.83
ORKIN NATIONAL ACCOUNTS	\$240.00
MCALLISTER SIGN CO	\$238.00
NORCOMM PUBLIC SAFETY COMM	\$202.50
IASB	\$200.00
ELK GROVE HIGH SCHOOL	\$200.00
GATOR CHEF	\$184.00
HODGES LOIZZI EISENHAMMER RODRICK	\$180.87
Showmark Media	\$178.50
PTMAN	\$175.00
JAMES DANIELS	\$175.00
SPIRIT PRODUCTS	\$169.32
CENTER FOR ED & EMPLOYMENT LAW	\$159.00
RONALD STEWART	\$151.00
TRIPLE A OVERHEAD DOOR INC	\$150.00
LEXISNEXIS RISK SOLUTIONS	\$150.00
BEARING HEADQUARTERS CO.	\$145.04
TRUGREEN COMMERCIAL	\$141.00
JACQUELINE LETTERBERGER	\$128.00
RAY O'HERRON	\$119.98
SHRED AUTHORITY	\$110.00
ASHLAND ADDISON FLORIST	\$99.00
SCOTT YOUNT	\$89.00
MARK C, SCHALL SR.	\$89.00
IRMITER, JAMES	\$67.00
TONY CHEN	\$67.00
KEVIN MCMURRAY	\$67.00
FERRELLGAS	\$66.07
MARY KATE TRAUSCH	\$64.00
ROY STROM	\$54.28
GARVEYS OFFICE PRODUCTS	\$52.68
CHICAGO SUN-TIMES, INC.	\$29.99
COMMERCIAL TIRE SERVICES	\$27.50
MARTIN IMPLEMENT SALES	\$13.20
Grand Total	\$3,476,278.90

3,462,628.90 *JLT*

PROVISO TOWNSHIP HIGH SCHOOLS DISTRICT 209

11/10/2020

EDUCATION	10	\$	1,570,446.70	\$ 1,556,796.70
O & M	20	\$	225,109.53	
BOND & INTEREST	30	\$	135,800.00	
TRANSPORTATION	40	\$	49,262.99	
SITE CONSTRUCTION	60	\$	9,234.69	
LIFE SAFETY	90	\$		
GRAND TOTAL		\$	1,989,853.91	\$ 1,976,203.91

Student Activity Checks	10/01/20 - 10/31/20:	\$	4,519.82
Harris Checks	10/01/20 - 10/31/20:	\$	-
Special Checks	10/01/20 - 10/31/20:	\$	1,486,424.99
Gross Payrolls	10/01/20 - 10/31/20:	\$	3,152,610.84
Board Share TRS	10/01/20 - 10/31/20:	\$	15,248.51
Board Share THIS	10/01/20 - 10/31/20:	\$	20,581.39
Board Share IMRF	10/01/20 - 10/31/20:	\$	66,814.96
Grant Share Federal-TRS	10/01/20 - 10/31/20:	\$	2,872.68
Board Share FICA-Social Security	10/01/20 - 10/31/20:	\$	56,044.90
Board Share FICA-Medicare	10/01/20 - 10/31/20:	\$	44,568.31
Ameritas Group Dental	10/01/20 - 10/31/20:	\$	31,490.44
Blue Cross Blue Shield of IL	10/01/20 - 10/31/20:	\$	629,323.10
PUSH Wellness	10/01/20 - 10/31/20:	\$	16,210.00
TelaDoc	10/01/20 - 10/31/20:	\$	1,290.00
TOTAL :		\$	7,517,853.85

PAYROLL:

Date	Gross	Deductions	Net
10/9/2020	\$ 1,481,676.33	\$ 473,192.98	\$ 1,008,483.35
10/23/2020	\$ 1,670,934.51	\$ 538,534.77	\$ 1,132,399.74
	\$ -	\$ -	\$ -
SUB-TOTAL	\$ 3,152,610.84	\$ 1,011,727.75	\$ 2,140,883.09

	# OF EMPLOYEES			
Administrator	46	\$	480,629.75	\$ 327,873.39
Faculty	275	\$	1,731,501.99	\$ 1,165,974.93
Support Staff	157	\$	484,266.78	\$ 335,893.69
Operation/Maintenance	70	\$	309,390.33	\$ 207,571.72
NJROTC	6	\$	37,870.56	\$ 25,311.38
Other Contractual Staff	29	\$	108,951.43	\$ 78,257.98
	583	\$	3,152,610.84	\$ 2,140,883.09

THE UNDERSIGNED DO HEREBY CERTIFY THAT THE ACCOUNTS PAYABLE LISTING AND OTHER CLAIMS PRESENTED ABOVE IN THE AMOUNT OF ~~\$9,507,707.76~~ ^{\$9,494,057.76} WERE APPROVED FOR PAYMENT AT THE MEETING OF THE BOARD OF EDUCATION OF SCHOOL DISTRICT #209, COOK COUNTY, ILLINOIS HELD 11/10/2020 AND DO HEREBY AUTHORIZE THE SCHOOL TREASURER OF TOWNSHIP 39, RANGE 12 TO PAY THE SAME.


 BUSINESS MANAGER

 PRESIDENT

 SECRETARY

Action Item

Subject: Proviso East Flood (May 17, 2020) Partial Payments

Background:

In May 2020, significant damage to Proviso East High School occurred as a result of flooding from heavy rains. Restoration work was initiated and claims submitted to the Collective Liability Insurance Cooperative ("CLIC") who is the District's insurance carrier.

CLIC has determined, based on the claim history for the District, the Cooperative would reduce the percentage of the claim being reimbursed. CLIC has provided a settlement offer that is currently being considered, and are holding back payment to contractors for work related to the floods while the Board considers the settlement offer.

Administration's Analysis:

Many of the contractors involved in the flood damage repair are also engaged in Facility Master Plan (FMP) work. There was some concern around payment timing and the impact on FMP work and the impact on preparation of the building for cold weather.

As a result, the district has made partial flood-related payments, in advance of any payment from CLIC, to the contractors in the following amounts:

IDEAL Heating Company	\$ 85,018
McWilliams Electric Company, Inc.	\$297,276

Statute, Administrative Policy or Board Rules Statement:

105 ILCS 5/10-20.21(a)(xiv) lists as an exemption from bidding situations " where funds are expended in an emergency and such emergency expenditure is approved by 3/4 of the members of the board..."

Budget and Funding:

The payments to McWilliams and to Ideal Heating have been made from District funds.

Implementation or Assessment Plan:

The payments to the contractors have been made, the work completed, and the boilers have been brought online.

Administration's Recommendation:

That the Board of Education of Proviso Township High Schools District 209 accepts the Superintendent's recommendation to approve the payments for services made on an emergency basis to IDEAL Heating and McWilliams Electric in the amounts presented.

Action Item

Subject: Memoranda of Agreement between the Proviso Teachers Union and the PTHS D209 Board of Education – French Club

Rationale: In an effort to continue to offer the most rigorous and relevant experiences for all students and teachers, the Board entertains proposals for additional stipends, particularly for student clubs and activities. Proposals are assigned stipends based upon comparable clubs currently existing, including factors such as, but not limited to, the frequency and duration of meetings throughout the school year, number of students involved, and competitive versus noncompetitive status. The following Memoranda of Agreement is for a club that has already been piloted, without compensation to the advisor, for a period of one year (per CBA VIII.D.9.).

The following club has been active for a one (1) year period (2019-2020 school year) and is now eligible for stipends during the 2020-2021 school year:

French Club

The following clubs are proposed to be piloted for a one (1) year during the 2020-2021 school year:

Girls that Code

Recommendation: That the Board of Education of Proviso Township High Schools District 209 accepts the Superintendent's recommendation to approve Memoranda of Agreement and pilot periods for the clubs as presented.

Memorandum of Agreement
Between the
Proviso Teachers Union
and the
Proviso Township High Schools District 209 Board of Education

New Clubs

This Memorandum of Agreement shall address the addition of a new club which has been active for a one (1) year period and is now eligible for a stipend payment. The following club has been active for one (1) year.

1. French Club

Both parties agree that this MOA establishes the following guidelines for this new club and how it will operate.

1. French Club will receive a stipend of \$1,893.95.
2. A job description will be developed in collaboration between the Administration and the Proviso Teachers Union.
3. This position will be posted for all three schools.

Both parties agree that this MOA applies only to the remainder of the 2020-2021 and shall not be carried over into any subsequent years unless both parties have agreed upon a new MOA. This Memorandum of Agreement is subject to the grievance procedure of the Collective Bargaining Agreement.

<hr/>	<hr/>	<hr/>	<hr/>
<i>PTHS 209 Board of Education President</i>	<i>Date</i>	<i>Proviso Teachers Union President</i>	<i>Date</i>
 <hr/>	 <hr/>	 <hr/>	 <hr/>
<i>PTHS 209 Board of Education Secretary</i>	<i>Date</i>	<i>Proviso Teachers Union Secretary</i>	<i>Date</i>

ACTION ITEM – PERSONNEL REPORT

Below you will find a list of recommended candidates that must be approved by the BOE before a contract or official agreement is legally binding. Board must approve all recommended candidates.

November 10, 2020 – Personnel Report

I. Certified Staff

A. Employment

- | | |
|---------------------------|--------------------------------------------------------------------------------|
| 1. Okine, Nefeteri | School Social Worker – Proviso East |
| Effective Date: | November 10, 2020 |
| Compensation: | \$72,954 / MA+45-10 |
| Experience: | PAEC (2 year)
Giant Steps (6 years)
Zion (1 year)
B.R. Ryall (1 year) |
| Replacing: | Shama Joshi |
| Source of Funding: | Local Funds |

B. Resignation-Retirement

- | | |
|-------------------------|----------------------------------|
| 1. Sykes, Tearra | Special Education Teacher |
| Resignation Date: | December 18, 2020 |

II. Non-Certified Staff

A. Employment

- | | |
|-------------------------|---------------------------------------------------------------------------|
| 1. Teruel, Wanda | Translator/ Office Aide – Proviso East |
| Effective Date: | November 10, 2020 |
| Compensation: | \$39,924 |
| Experience: | Employment & Employer Services (2 years)
Catholic Charities (10 years) |
| Replacing: | Monica Tellez |
| Source of Funding: | Local Funds |

III. Other Employment

A. Proviso West

1. English, Daniel	Medical Club Sponsor	\$2,229.83
2. Gaddis, Chaylan	Assistant Girls Basketball Coach	\$6,170.99
3. Harris, Devon	Commencement Director Sponsor	\$2,626.44
4. Johnson, Ashley	Assistant Girls Basketball Coach	\$6,170.99
5. Johnson, Lawrence	Head Boys Swimming Coach	\$5,033.99
6. Lambert, Diann	African American Club Sponsor	\$3,822.28
7. Little, Danny	Assistant Boys Basketball Coach	\$6,170.99
8. Love, Chester	Assistant Boys Basketball Coach	\$6,170.99
9. McNally, Shane	Head Football Coach	\$8,119.34
10. Robertson, Lauren	Assistant Girls Basketball Coach	\$6,170.99
11. Scott, Shannon	Yearbook Club Sponsor	\$4,878.73
12. Smith, Adam	Assistant Boys Basketball Coach	\$6,170.99
13. Stepter, Lavar	Assistant Boys Basketball Coach	\$6,170.99
14. Watson, Marcia	Senior Class Sponsor	\$4,739.34
15. Williams, Brian	Assistant Boys Swimming Coach	\$4,790.60
16. Williams, Johnnie	Assistant Girls Basketball Coach	\$6,170.99

IV. Approved Leaves

1. Barone, Meghan

Beginning Date:	October 7, 2020
Ending Date:	June 30, 2021
Type:	FMLA – Intermittent

2. Manzo, Elizabeth

Beginning Date:	October 1, 2020
Ending Date:	June 30, 2021
Type:	FMLA – Intermittent

**Proviso Township High Schools District 209 - FY 21 Employee Count & Staffing Summary
PROJECTION WORKSHEET October 13, 2020**

CATEGORY	East	West	PMSA	District	Total Employee Count	Board Approved Allocation	Vacancies	Leaves of Absence	Vacancy Detail
Administration	15	13	5	19	52	54	2	0	Asst. Principal - PMSA (1) Dean
Instructional Staff	112.5	118.5	53	1	285	287	2	0	CTE - 1 East / 1 PMSA
Support Staff	14	16	3	11	44	46	2	0	Secretary for Student Life - WEST / Admin Assistant to Dir Curr & Eval/Specialized Services
Information Technology	6	3	3	2	14	14	0	0	
Business Office	1	0	1	3	5	7	2	0	
Security	22	26	6	0	54	57	3	0	Full-Time Security East, Lunchroom Monitor- West (1) Part -Time Security (1)
Teacher Aides & Other Support Staff	14	15	1	1	31	33	2	0	2 Full-time paraprofessional West
Operations & Maintenance	26	29	12	0	67	71	4	0	Custodian-West, Custodial East, Maintenance - East , Night Forman
NJROTC / Resource Teacher	3	3	0	0	6	6	0	0	
TOTALS	213.5	224	84	37	558	575	17	0	

**PROVISO TOWNSHIP HIGH SCHOOL DISTRICT 209 Office of Human Resources
Employee Count / November FY 21 ALLOCATION WORKSHEET**

	East	West	PMSA	District	Leave of Absence	BDE Allocation	East	West	PMSA	District	Total Vacancies	East	West	PMSA	District	East	West	PMSA	District	
	Head Count by Building					Allocations by Building						Vacancies by Buildings				Employee Name				
ADMINISTRATION																				
Superintendent	0	0	0	1	0	1	0	0	0	1	0	0	0	0	0					Dr. James Henderson
Deputy Superintendent	0	0	0	1	0	1	0	0	0	1	0	0	0	0	0					Dr. Nicole Williams
Assistant Superintendent of Academics & Student Services	0	0	0	1	0	1	0	0	0	1	0	0	0	0	0					Dr. Nicole Nicholson-Howard
Assistant Superintendent of Human Resources	0	0	0	1	0	1	0	0	0	1	0	0	0	0	0					Dan Johnson
Assistant Superintendent of Finance and Operations	0	0	0	1	0	1	0	0	0	1	0	0	0	0	0					Paul Starck-King
Executive Director Media / Community Engagement	0	0	0	1	0	1	0	0	0	1	0	0	0	0	0					Nicole Wilson
Principal	1	1	1	0	0	3	1	1	1	0	0	0	0	0	0	Dr. Patrick Hardy	Dr. Bessie Karvelas	William Breisch		
Director of Accounting	0	0	0	1	0	1	0	0	0	1	0	0	0	0	0					Tracy Miller
Director of Curriculum, Assessment, & Program Evaluation	0	0	0	1	0	1	0	0	0	1	0	0	0	0	0					Greta Mitchell Williams
Director of Innovation	0	0	0	1	0	1	0	0	0	1	0	0	0	0	0					Cristin Chiganos
Director of Specialized Services	0	0	0	1	0	1	0	0	0	1	0	0	0	0	0					Vanessa Schmitt
Director of Student & Family Services	0	0	0	1	0	1	0	0	0	1	0	0	0	0	0					Michelle Hassan
Assistant Principal	2	2	0	0	0	5	2	2	1	0	1	0	0	1	0	Fred Aguirre Dr. Alexander Brandon	Maxine Jeremiah Joseph Kosina	William Breisch- VACANCY		
Athletic & Activities Director	1	1	0	0	0	2	1	1	0	0	0	0	0	0	0	Dr. Nicholas Browder	Daniel Savage			
Director of Technology	0	0	0	1	0	1	0	0	0	1	0	0	0	0	0					Tracy Avant-Bey
Manager of Career Readiness & Student Programming	0	0	0	1	0	1	0	0	0	1	0	0	0	0	0					Antoinette Rayburn
Manager of English Language Learners & World Languages	0	0	0	1	0	1	0	0	0	1	0	0	0	0	0					Dr. Jeremy Burnham
Manager of Buildings and Grounds	1	1	1	0	0	3	1	1	1	0	0	0	0	0	0	Al McDonald	Angelo Calcagno	L.T. Taylor		
Manager of Safety and Security	1	1	1	1	0	3	1	1	1	0	0	0	0	0	0	Donald Mobley	Levertis Robinson Jr	Brandon Gale		
Division Head of 9th Grade Academy	1	0	0	0	0	1	1	0	0	0	0	0	0	0	0	Robyn Lee-Diaz				
Division Head of Arts & Communication	1	0	0	0	0	1	1	0	0	0	0	0	0	0	0	Scott Anderson				
Division Head of Business & Human Services	1	0	0	0	0	1	1	0	0	0	0	0	0	0	0	Michael Wolney				
Division Head of English & Social Studies	0	0	0	0	0	1	0	1	0	0	0	0	0	0	0		Stephen Ngo			
Division Head of English, Social Studies & Electives	0	0	1	0	0	1	0	0	1	0	0	0	0	0	0				Angela Marino	
Division Head of Guidance & Special Education	0	1	0	0	0	1	0	1	0	0	0	0	0	0	0		Carla Williams			
Division Head of Math & Science	0	1	0	0	0	1	0	1	0	0	0	0	0	0	0		Heather Wickey			
Division Head of Math, Science & Electives	0	0	1	0	0	1	0	0	1	0	0	0	0	0	0				Brian Hesik	
Division Head of Physical Education & Electives	0	1	0	0	0	1	0	1	0	0	0	0	0	0	0		Marilyn Rouse			
Division Head of STEM	1	0	0	0	0	1	1	0	0	0	0	0	0	0	0	Alexander Aschoff				
Dean of Students	3	2	0	0	0	6	3	3	0	0	1	0	1	0	0	Dr. Melvin Caldwell Dylester Palm Salandra Crockett	Dr. Debra Thomas Ernest Travis Mary Ann West-VACANCY			
Coordinator- Benefits	0	0	0	1	0	1	0	0	0	1	0	0	0	0	0					Arlene Sabado
Coordinator- Career Academies	1	1	0	0	0	2	1	1	0	0	0	0	0	0	0	Jason Spoor-Harvey	Kate Foster			
Coordinator- Human Resources	0	0	0	1	0	1	0	0	0	1	0	0	0	0	0					Tiffany Jenkins
Coordinator- IB Programming	0	0	0	1	0	1	0	0	0	1	0	0	0	0	0					Rebecca Tanaka
Coordinator- Special Education Programming	1	1	0	0	0	2	1	1	0	0	0	0	0	0	0	Akiva Carson	Beverly Harris-Hughes			
Coordinator- Transition	0	0	0	1	0	1	0	0	0	1	0	0	0	0	0					Mark Mini
Total Admin	15	13	5	19	0	54	15	15	6	18	2	0	1	1	0					

**PROVISO TOWNSHIP HIGH SCHOOL DISTRICT 209 Office of Human Resources
Employee Count / November FY 21 ALLOCATION WORKSHEET**

	East	West	PMSA	District	Leave or Absence	BOE Allocation	East	West	PMSA	District	Total Vacancies	East	West	PMSA	District	East	West	PMSA	District	
	Head Count by Building					Allocations by Building					Vacancies by Buildings					Employee Name				
INSTRUCTIONAL STAFF																				
Art	4	2	3	0	0	9	4	2	3	0	0	0	0	0	0	Allison Hardiman Daphne Hill Brenden Meara Laura Turk	Patricia Black-Martul Sean Shipley	Jenna Bansbach Jeannine Comeilus Marcia LaPorte		
Business Education	3	2	0	0	0	5	3	2	0	0	0	0	0	0	0	Monique Burey Monica Evans Richard Pittman	Daniel Renaud Shaurae Winfield			
EL	2	2	0	0	0	4	2	2	0	0	0	0	0	0	0	Karen Hayslett Ilija Sisarica	Michael Costello Kaitlyn Remian			
English	12	14	8	0	0	34	12	14	8	0	0	0	0	0	0	Ashley Avila Catherine Bojalad-Baginski Courtney Clay Ashley Glickman Patricia Gonzalez Lynn Harris Catherine Josephs Brandon Kujawa Jennifer Moore Andre Moffett Patrice Reiger Tabitha Wordlaw-Franklin	Sherry Bates Tameka Caldwell Alison Callaghan Sarah Fromius-Hough Carissa Gillespie Angda Goel Jennifer La Bash Adenike Natschke Quiana Patton Christian Petersen Allison Ruggiero Robin Sears Anastasia Spiridis Skoupas Beata Wesolowski	Silvia Foti Audrey Kane Erin Mason Robert Markus Robyn Phifer Shantia Robninson Neal Rutstein Diane Weiner		
Family & Consumer Sciences	4	3	0	0	0	7	4	3	0	0	0	0	0	0	0	Patricia Green Jennifer Miller Keith Morris Natalia Bivens	Suzanne Green Margaret Riley Constance Jesukaitis			
Guidance	7.5	8.5	4	0	0	20	7.5	8.5	4	0	0	0	0	0	0	Evelyn Abelar Lisa DiSilvio John Korntheuyer Melissa Lugo Abhishek Mukherjee George Pappas Linda Soria-Alvarez Araceli Avilia	Stefanie Andrews Sherman Blade Karina Morales Hillary Gray Jones Claudia Holland Lynell Ingram Nicole O Connor Nikki Mejstrik Araceli Avilia	Rafaella Harris (Adler) Stephanie Nix Constance Paprocki Amy Paulus		
Instructional Coach	1	1	0	0	0	2	1	1	0	0	0	0	0	0	0	Megan Delaney	Brian Hurley			
Interventionist	2	2	0	0	0	4	2	2	0	0	0	0	0	0	0	Shikha Bhala Jeanine Rainey	Dr. Anne Gottlieb Sharonda Kimbrough			
Library	1	1	1	0	0	3	1	1	1	0	0	0	0	0	0	Victoria Therriault	Shannon Scott	Shoshana Fiala		
Mathematics	12	15	9	0	0	36	12	15	9	0	0	0	0	0	0	David Appelman Hannah Henry Daniel Kram Angela Lanzillotti Spencer Schmidt Raja Shab Jesus Soto Carisa Tran Miguel Uribe Lopez-EL Ryan Walker Maureen Werner Andre Zabrodsky	Louis Arce Parampreet Aulakh David Blood Keith Brown Sergio Castillo Mary Curran Matthew Fierier Karen De Servien-Kenwood William Klaus James Marter Brittany Norris-EL Damian Perez- EL Jozsef Rosko Larry Spires Faith Medlock	James Fisher Kurt Wolff-Klammer Jill Ireland Farid Moraveji Rebecca Resnick Peter Scheidler Josh Shaffer Jennifer Stompor Rolando Vega Puente		
Music	1	2	1	0	0	4	1	2	1	0	0	0	0	0	0	Cletis Seals	Samuel Atcher Salina Watson	Matthew Brown		
Psychologist	1	1	0	1	0	3	1	1	0	1	0	0	0	0	0	Gloria Washington	Treavon Burton		Jennifer Keene	

**PROVISO TOWNSHIP HIGH SCHOOL DISTRICT 209 Office of Human Resources
Employee Count / November FY 21 ALLOCATION WORKSHEET**

	East	West	PMSA	District	Leave or Absence	BDE Allocation	East	West	PMSA	District	Total Vacancies	East	West	PMSA	District	East	West	PMSA	District
	Head Count by Building					BDE Allocation	Allocations by Building				Total Vacancies	Vacancies by Buildings				Employee Name			
	East	West	PMSA	District	East		West	PMSA	District	East		West	PMSA	District	East	West	PMSA	District	
Physical Education	9	9	5	0	0	23	9	9	5	0	0	0	0	0	0	Alexander Analitis Christopher Barbian Bennie Goslawski Ernest Horton Darryl Howell Jr Amy Koczor Tracy McCormick Daniel Sutton Daniel Vashinko	Amanda Barajas Twamena Crosby Ryan Elisco Lawrence Johnson Chester Love Randall Spaulding Brian Williams Shane McNally Joseph Zubeck	Robert Reich Jessica Schaub Paula Struwing Vincent Stubstad Peter Zak	
Science	11	14	8	0	0	33	11	14	8	0	0	0	0	0	0	Colton Brucks Isabel Castellanos-Gueverva Cathy Hillegonds Crystal McAllister Ann McElhatton Justin Moore Dale Pijut Chadia Razeq Veronica Raceala Veronica Rundell Tina Vega	Danielle English Jason Grey George Gutierrez Emma Holli-Murphy Jeremy Humphreys John Jordan Joanne Klonowski James Lane Michelle Lucas Edward McNally Rodney Noble Jennie Polizzotto Bozena Suwary David Vassallo	Mary Beidas Joshua Burton Daniel Caldwell Sarah Huels Dr. Todd Gatlin Laura Gregg Matthew Shirin John Wardisani	
Social Studies	13	13	8	0	0	34	13	13	8	0	0	0	0	0	0	George Bunn Christine Corso Jonathan Gibfried Ryan Martin Martina McEllistrim Joshua Mullen Christopher Norman Lucio Oquendo Jr Ralph Perry Jessica Piemonte Micaela Soto- EL Christopher Sunner Lindsey Townsend	James Brakie Danele Butler Karen Hammoud Scott Hendrickson Timothy Herbert Frank LaGrassa Katherine Loulousis Diana Medina-Olague EL Andrew Hitzhuzen Stephen Rauch Victoria Spiering Carlos Villanueva Robert Wortel EL	Sarah Petruzzi Asselborn Stephen Colwell Melissa Kitchka Michael Kozma Alexandra Momney Rex Nyquist Rachel Sands Tony Valente	
Social Workers	4	4	0	0	0	8	4	4	0	0	0	0	0	0	0	Melissa Amison Shama Joshi Hannah McCarthy Carol Murchison	Laura Elk-Weist Charlotte Grady Hannah Maurer Elsa Montoto Vega		
Special Education	18	16	0	0	0	34	18	16	0	0	0	0	0	0	0	Edwin Bagley Meghan Barone Lauren Brecheisen Siobhan Connaghan Lori Coughran Beth Buffa (Culp) Lauren Deady Toni Ezell JoDonna Gautschy Tearra Groves Patrick Hackett Rebecca Josefek Susan Katz Dean Lodovico David Moss Joseph Radecki Michelle Sirota Marhonda Atcher	Don Abernathy Daniel Biniewicz Joan Butvilas Gina Capasso Satyam Contractor Steven Ford Julius Shelby Devon Harris Tracy Quadri Dionne Jefferson Tina Lira Kevin Morrow Linda O'Connell Gail Suffredin Rebecca Wilson Caryn Weldon		
Technology	2	3	0	0	0	7	3	3	1	0	2	1	0	1	0	Andrew Hebert- VACANCY Alfred Jaques Donald Robinson	Carl Fedele April Senase Onitsar Freelain	Phillip Gautschy-VACANCY	

**PROVISO TOWNSHIP HIGH SCHOOL DISTRICT 209 Office of Human Resources
Employee Count / November FY 21 ALLOCATION WORKSHEET**

	East	West	PMSA	District	Leave or Absence	BOE Allocation	East	West	PMSA	District	Total Vacancies	East	West	PMSA	District	East	West	PMSA	District					
	Head Count by Building						Allocations by Building					Vacancies by Buildings				Employee Name								
World Languages	5	6	6	0	0	17	5	6	6	0	0	0	0	0	0	Vanessa Collins Amanda Duvall Anamaria Greab Dustin Greenberg Janice Konstant EL	Wanda Cruz Jocelyn Dorleans Charles Hinriksson Zoe C. McManmon Teresa Victores Bryan Otero	Audra Gart Erin Higgins Amy Moreno Omar Orozco Elizabeth Restivo Margarita Levasseur						
Total Faculty	112.5	118.5	53	1	0	267	113.5	118.5	54	1	2	1	0	1	0									
SUPPORT STAFF																								
10-Month																								
Secretary- Dean Office	0	3	0	0	0	3	0	3	0	0	0	0	0	0	0		Latonia Carter Pearl Faleti Diann Lambert							
Secretary- Guidance Office	1	1	0	0	0	2	1	1	0	0	0	0	0	0	0	Johnnie Lucas	Kya Hrobowski							
Secretary- Library	1	1	0	0	0	2	1	1	0	0	0	0	0	0	0	Gwendolyn Willhite	Michelle McClinton							
Secretary- Main Office	1	0	0	0	0	1	1	0	0	0	0	0	0	0	0	Angela Satterfield								
Secretary- Special Education	1	1	0	0	0	2	1	1	0	0	0	0	0	0	0	Vonsecil Parrott	Kim Lindsey							
Total 10-Month Support Staff	4	6	0	0	0	10	4	6	0	0	0	0	0	0	0									
12 month																								
Administrative Assistant- Office of Academics & Student Services	0	0	0	1	0	1	0	0	0	1	0	0	0	0	0					Carla Johnson				
Administrative Assistant-Office of Curriculum, Assessment & Program Evaluation	0	0	0	0	0	0.5	0	0	0	0.5	0.5	0	0	0	0.5					Kristyn Wiegel - Vacancy				
Administrative Assistant- Office of Finance and Operations	0	0	0	1	0	1	0	0	0	1	0	0	0	0	0					Mary O'Rourke				
Administrative Assistant-Office of Human Resources, Safety & Athletics	0	0	0	2	0	2	0	0	0	2	0	0	0	0	0					Stacy Cooper Jesus Guillen				
Administrative Assistant- Office of the Superintendent	0	0	0	1	0	1	0	0	0	1	0	0	0	0	0					Michelle Edwards				
Administrative Assistant-Specialized Services	0	0	0	0	0	0.5	0	0	0	0.5	0.5	0	0	0	0.5					Kristyn Wiegel - Vacancy				
Administrative Assistant-Technology	0	0	0	1	0	1	0	0	0	1	0	0	0	0	0					Charlene Vazquez				
Executive Assistant-Office of the Superintendent	0	0	0	1	0	1	0	0	0	1	0	0	0	0	0					Karen O'Shea				
Registrar	1	1	0	0	0	2	1	1	0	0	0	0	0	0	0	Deanna Adams	Shirley Magee							
Secretary-Athletics	1	1	0	0	0	2	1	1	0	0	0	0	0	0	0	Marion White	Joanne Washington							
Secretary- Attendance	1	1	0	0	0	2	1	1	0	0	0	0	0	0	0	Josephine Pritchett	Susan Lukaszek							
Secretary- Bookroom	1	1	0	0	0	2	1	1	0	0	0	0	0	0	0	Devaughn Benion	De Cora Hooper							
District Data Analyst	0	0	0	1	0	1	0	0	0	1	0	0	0	0	0					Anna Friedman				
District Spanish Communications Specialist & Translator	0	0	0	1	0	1	0	0	0	1	0	0	0	0	0					Noemi Mendieta				
Secretary- Duplication Services	0	1	0	0	0	1	0	1	0	0	0	0	0	0	0					Suzan Smith				
Secretary- Education Services	1	1	0	0	0	2	1	1	0	0	0	0	0	0	0	Jeri Hogan-Matthews	Lorena Jacobo							
Secretary- Enrollment Services	1	1	0	0	0	2	1	1	0	0	0	0	0	0	0	Harriet Naylor	Lynette Garcia							
Secretary- Main Office	1	1	1	0	0	3	1	1	1	1	0	0	0	0	0	Angelica Rodriguez	Swea Ingram	Marchanne Chambers						
Secretary & Nurse Assistant	1	1	0	0	0	2	1	1	0	0	0	0	0	0	0	Daphne Walker	Sherice York							
Secretary- Office of the Principal	1	1	1	0	0	3	1	1	1	0	0	0	0	0	0	Sarah McAllister	Angel Banks	Janet Redmond						
Secretary-Student Life	1	0	1	0	0	3	1	1	1	0	1	0	1	0	0	Shavonne Henry	Dionne Jefferson VACANCY	Yadira Camacho						
Specialist- Grants	0	0	0	1	0	1	0	0	0	1	0	0	0	0	0					Rajeska Jackson				
Student Services Administrative Assistant	0	0	0	1	0	1	0	0	0	1	0	0	0	0	0					Roberto Daniel				
Total 12-Month Support Staff	10	10	3	11	0	36	10	11	3	12	2	0	1	0	1									
Total Support Staff	14	16	3	11	0	46	14	17	3	12	2	0	1	0	1									

**PROVISO TOWNSHIP HIGH SCHOOL DISTRICT 209 Office of Human Resources
Employee Count / November FY 21 ALLOCATION WORKSHEET**

	East	West	PMSA	District	Leave or Absence	BOE Allocation	East	West	PMSA	District	Total Vacancies	East	West	PMSA	District	East	West	PMSA	District	
	Head Count by Building					Allocations by Building						Vacancies by Buildings				Employee Name				
Technology																				
Manager- Assistant Network	1	0	0	0	0	1	1	0	0	0	0	0	0	0	0	0	Luis Correa			
Computer Lab Aides	2	2	2	0	0	6	2	2	2	0	0	0	0	0	0	0	Robin Brooks-Hancock Diana Garcia Estera Mezera Kevin McKinnie Vonswell Lathan Donald Racan			
Computer Support Technicians	1	1	1	0	0	3	1	1	1	0	0	0	0	0	0	0	Adolfo Reyes John Cavallone Keith Evans			
Junior Database/Helpdesk Analyst	1	0	0	0	0	1	1	0	0	0	0	0	0	0	0	0	Julie Suva			
Machines/Stock Clerk	1	0	0	0	0	1	1	0	0	0	0	0	0	0	0	0	Marc Jones			
Manager- Lead Network	0	0	0	1	0	1	0	0	0	1	0	0	0	0	0	0				
Senior SIS Manager and Webmaster	0	0	0	1	0	1	0	0	0	1	0	0	0	0	0	0	James Krolik			
Technology Integration Coordinator	0	0	0	1	0	1	0	0	0	1	0	0	0	0	0	0	Jeffrey Leyba			
Total Information Technology	6	3	3	2	0	14	6	3	3	2	0	0	0	0	0	Lindsey Coppola				
Business Office																				
Assistant to Purchasing Specialist	0	0	0	1	0	1	0	0	0	1	0	0	0	0	0	0	Natalie Principe			
Assistant to Director of Accounting	0	0	0	1	0	1	0	0	0	1	0	0	0	0	0	0	Marcia Watson			
Business Office Secretary	1	0	1	0	0	3	1	1	1	0	1	0	1	0	0	0	Ida Chester Marcia Watson - Vacancy Annette Eiland-Jones			
Payroll Coordinator/Business Office Supervisor	0	0	0	0	0	1	0	0	0	1	1	0	0	0	0	1	Rachel Riveria-Vacancy			
Purchasing Specialist	0	0	0	1	0	1	0	0	0	1	0	0	0	0	0	0	Charlotte White			
Total Business Office	1	0	1	3	0	7	1	1	1	4	2	0	1	0	1					
Security																				
Full-time Security	13	18	2	0	0	34	14	18	2	0	1	1	0	0	0	Paris Burns Peaches Barker Terriel Cannon Donald Boyce Mauricio Cepeda Cleophus Donaldson Vincent Carter Sofia Diaz Brody Farries Jeanetta Geans Jose Garcia Darien Johnson Walker Brion Grant Kevin Holmes Lionel Mackey Elizabeth Manzo Antwan Peters Jerrale Palmer Patricia Powell Frank Pieranunzi Rochell Rogers David Sanchez Jr Tami Smith Banner Charles Thompson Lavar Stepter Anthony White Johnnie Williams Jr Johnie Womack Jr Keeshawn Young				
Part-time Security	5	5	3	0	0	14	5	6	3	0	1	0	1	0	0	Willard Ford Antonio Gaddis Chaylan Gaddis Chere Loury Darryl Pruitt Auteria Woodards Julius Shelby VACANCY William Williams				
Lunchroom Monitor	4	3	1	0	0	9	4	4	1	0	1	0	1	0	0	Liza Green Barbara Moore Valeria Neal Jeffery Ford Michael Willis-Vacancy Adam Smith Beatrice Thomas				
Total Security	22	26	6	0	0	57	23	28	6	0	3	1	2	0	0					

**PROVISO TOWNSHIP HIGH SCHOOL DISTRICT 209 Office of Human Resources
Employee Count / November FY 21 ALLOCATION WORKSHEET**

	East	West	PMSA	District	Leave or Absence	BOE Allocation	East	West	PMSA	District	Total Vacancies	East	West	PMSA	District	East	West	PMSA	District		
	Head Count by Building					Allocations by Building						Vacancies by Buildings					Employee Name				
Teacher Aides/Other Support Staff																					
Assistant to the Band Director	1	1	0	0	0	2	1	1	0	0	0	0	0	0	0	0	0	0	0	0	Everett Newchurch Zachary Jones
ESL Tutor	2	2	0	0	0	4	2	2	0	0	0	0	0	0	0	0	0	0	0	0	Dilson Julio Melanie Pina Triniece Batts Tiffany Tyler
Job Coach	0	0	0	1	0	1	0	0	0	1	0	0	0	0	0	0	0	0	0	0	Montese Walker
Paraprofessional- Full-time	5	7	0	0	0	14	6	9	0	0	2	0	2	0	0	0	0	0	0	0	Antonio Gonzalez Diana Johnson Erica Tyus Michael Wright Carla Yates Lincoln Smith LaDwayne Banks VACANCY Cheryl Brown Travis Cox VACANCY Bria Laudo Ana Mazzulla Fatima Norwood Marco Parrott Charharie Riales Lauren Robertson
Paraprofessional - Part-time	4	3	0	0	0	7	4	3	0	0	0	0	0	0	0	0	0	0	0	0	Glenida Hampton Angela Higgins Lajoyua Porter Richard Westbrook Anthony Longstreet Kinnika Wade Carrie Washington
Specialist-Parent Engagement	1	1	0	0	0	2	1	1	0	0	0	0	0	0	0	0	0	0	0	0	Eva Kardaras Delinda Hyde
School Nurse	1	1	1	0	0	3	1	1	1	0	0	0	0	0	0	0	0	0	0	0	Verna Pitman Kenneth Holland Maria Ochoa Delgado
Spanish Communication Translator & Office Aide	0	1	0	0	0	2	1	1	0	0	1	1	0	0	0	0	0	0	0	0	Monica Tellez VACANCY Juana Mendoza
Total Support Staff	14	15	1	1	0	33	16	18	1	1	2	1	2	0	0						
Operations and Maintenance																					
Custodian - Day	3	3	2	0	0	8	3	3	2	0	0	0	0	0	0	0	0	0	0	0	Terrace Craig Reginald Johnson Darrell Straughter Denise Daniels Anthony Harris Leroy Hughes Ana Garcia Rayda McCarroll Wynn
Custodian - Night	9	11	5	0	0	27	10	12	5	0	2	1	1	0	0	0	0	0	0	0	Elicelda Angelino Shahee Green Jesse Hayes James Jenkins Jeffery Madlock Danielle Murray Rodney Smith VACANCY William Taylor Ambrosio Velazquez Juan Velazquez Jerry Gladney Michael Graham Rodney Jay Jessica Lopez de Gallegos Shavon Miller Aricia Plomero Javier Plomero Ofelia Sotelo Sergio Tellez-VACANCY Eligio Velazquez Luis Villalva Wenceslada Macias
Fireman	2	3	0	0	0	5	2	3	0	0	0	0	0	0	0	0	0	0	0	0	Terry Edmond Terrance Gardner Lee Leak Sergio Noyola Dario Rodas-Beltran
Lead Fireman	1	1	1	0	0	3	1	1	1	0	0	0	0	0	0	0	0	0	0	0	Steve Gluecklich Jeffrey Walker Corey Johnson
Maintenance I	6	7	3	0	0	17	7	7	3	0	1	1	0	0	0	0	0	0	0	0	Claude Brown Joseph Cozzi Anthony Donatille Alfred McDonald Jr - VACANCY Woodrow Shelton Thomas Sloan Vincent Trombetta Darwin Duncan Martin Echevarria Ronald Good Donald Knapp Roy Ruiz Billy Welch Keith Williams
Maintenance II	4	3	0	0	0	7	4	3	0	0	0	0	0	0	0	0	0	0	0	0	William Garrett Calvin Taylor Earl Watts Jr Larry Williams Andres Aviles Sergio Tellez Gregory Walker
Maintenance	1	1	1	0	0	3	1	1	1	0	0	0	0	0	0	0	0	0	0	0	Leon House Jose Perales Robert Brown
Night Foreman	0	0	0	0	0	1	0.5	0.5	0	0	1	0.5	0.5	0	0	0	0	0	0	0	Ronald Pearson (0.5) VACANCY Ronald Pearson (0.5) VACANCY
Total O&M	26	29	12	0	0	71	28.5	30.5	12	0	4	2.5	1.5	0	0						

**PROVISO TOWNSHIP HIGH SCHOOL DISTRICT 209 Office of Human Resources
Employee Count / November FY 21 ALLOCATION WORKSHEET**

	East	West	PMSA	District	Leave or Absence	BOE Allocation	East	West	PMSA	District	Total Vacancies	East	West	PMSA	District	East	West	PMSA	District	
	Head Count by Building					Allocations by Building						Vacancies by Buildings				Employee Name				
Other Contractual																				
NJROTC	3	3	0	0	0	6	3	3	0	0	0	0	0	0	0	0	Daisy Blanchard Darryl Person McKinley Toombs	William Goggins Regina Hawley Larquis Sowell		
Resource Teacher (100-day)	0	0	0	0	0	0	0	0	0	0	0	0	0	0	0	0				
Total Other Contractual	3	3	0	0	0	6	3	3	0	1	0	0	0	0	0					
GRAND TOTALS	213.5	223.5	84	37	0	575	220	234	86	39	17	5.5	8.5	2	2					

- 1) Certified Staff
 - a) Employment
 - b) Resignation - Retirement
 - 2) Non-Certified Staff
 - a) Employment
 - 3) Other Employment
 - a) Proviso West
 - 4) Approved Leaves
- I. Minutes - **Action Item**

290

Action Item

Subject:

Minutes

Statute, Administrative Policy or Board Rules Statement:

Proviso Township High Schools District 209 Board of Education Policy 2:220 Board of Education Meeting Procedure

Administration's Recommendation:

The Board of Education of Proviso Township High Schools District 209 accepts the Superintendent's recommendation to approve the following minutes: September 15, 2020 Special Meeting and October 13, 2020 Regular Meeting as presented.

- 1) September 15, 2020 Board of Education Special Meeting
- 2) October 13, 2020 Board of Education Regular Meeting
15. Old Business
16. New Business
17. Adjourn