

SCHOOL DISTRICT NO. 103
BOARD OF EDUCATION MEETING
August 24, 2021
6:00 PM

REGULAR MEETING CONSISTENT WITH THE REQUIREMENTS OF THE ILLINOIS REVISED STATUTES CHAPTER 102, PARAGRAPH 42.02 (OPEN MEETINGS ACT), NOTICES OF THIS MEETING HAVE BEEN POSTED. LOCATION OF THE MEETING IS CAFETERIA OF GEORGE WASHINGTON MIDDLE SCHOOL, 8101 OGDEN AVENUE, LYONS, ILLINOIS 60534, AT 6:00 PM.

AGENDA

- I. **Call to Order**
- II. **Pledge of Allegiance**
- III. **Roll Call**
- IV. **Reading of Communications**
- V. **Presentation of FY 2021-2022 Tentative Budget** 3
- VI. **ESSER Use of Funds Return to In-Person Plan** 55
- VII. **Year-to-Date Financials** 68
- VIII. **Superintendent's Report**
- A. Summer Camp Program Recap
- IX. **Public Comment**
- X. **Consent Agenda**
- A. Authorize Payment of Monthly Bills for August, 2021
- 1. Board Bills August, 2021 81
- B. Approval of Minutes
- 1. Public Hearing Minutes of July 27, 2021 107
- 2. Regular Minutes of July 27, 2021 109
- C. Approval of Employment
- 1. Certified Personnel
- a. Emily Dickerson, 8th Grade ELA Teacher, GWMS, \$47,203.87, 8/21/21
- b. Angelica Huezo, 1st Grade Teacher, Edison, \$48,792.47, 8/23/21
- c. Sante Iacovelli, 6th Grade ELA, GWMS, \$54,306.61, 8/19/21
- d. Melissa Meagher-Merkel, Art Teacher, Home, \$51,533.00, 8/18/21
- e. Clare Svoboda, Special Education Teacher, Costello, \$47,203.87, 8/18/21
- 2. Support Personnel
- a. Toya Pattschull, Lunch Aide, Lincoln, \$11.00/hr, 8/25/21
- b. Maryanne O'Reilly, Paraprofessional, Edison, \$13.35/hr
- 3. Special Cunningham Windfield, Nurse, Home, \$55,000, 8/23/21
- 4. Leave of Personnel


- a. Tina Melendez, Paraprofessional, Home, 8/16/21-approx 9/15/21
- 5. Approval of Resignations
 - a. Nicole Mashek, 8B Resource Teacher, GWMS, 8/12/21
 - b. Janet Morales, Paraprofessional, Lincoln, 8/16/21

XI. Action Item

- A. Resolution for Displaying and Publishing Notice of District Budget Hearing on September 28, 2021 114
- B. Approval of Two Custodial Staff Recalls Due to the Increase in Student Population (as provided for in 105 ILCS 5/10-23.5) Pending Employment Paperwork/Background
- C. Approval of Agreement Between Konica Minolta Business Solutions U.S.A., Inc. and Lyons School District 103 for Print Service Management of Classroom Printers 115
- D. Approval of \$12,000 Stipend for Kim West - Birth to Age 3 Program
- E. Approval of Memorandum of Understanding Between The Board of Education of Lyons District 103 and Full-Time Aides of the District 103 Unit of Local 73, SEIU, Regarding the 2020-2021 School Year Full-Time Aides' Evaluations 118

XII. Adjournment

Tentative Budget 2021-22



Local Revenue



- Real Estate Taxes
- Corporate Personal Property Replacement Taxes (CPPRT)
- Interest Income
- Food Service - we are operating under the SSO (Seamless Summer Option) program in our District
- Student Fees
- Sports
- Rental Fees

State Revenue



- General State Aid/Evidence Based Funding (EBF)
 - Evidence-based funding (EBF)
 - ✦ We receive the bulk of state revenue from EBF
 - 1. General State Aid
 - 2. Special Education – Personnel
 - 3. Special Education – Funding for Children Requiring Special Education Services
 - 4. Special Education – Summer School
 - 5. English Learner Education - Transitional Bilingual Education (TBE) Transitional Program of Instruction –(TPI)
- Early Childhood
- Bilingual
- Library
- Transportation

Federal Revenue



- **Title I – Improving Achievement** - The purpose of this grant is to ensure that all children have a fair, equal, and significant opportunity to obtain a high-quality education and reach, at a minimum, proficiency on challenging State academic achievement standards and state academic assessments.
- **Title II** – The purpose of the program is to increase academic achievement by improving teacher and principal quality.
- **Title III** – designed to improve the education of Limited English Proficient (LEP) students by helping them learn English and meet challenging state academic content and student academic achievement standards.
- **Food Subsidies – National School Lunch Program**
- **Medicaid** – Physical Therapy, Occupational Therapy, Nursing Services
- **IDEA** – Special ED Grant
- **Elementary and Secondary School Emergency Relief Grant (ESSER)**
– designed to provide emergency relief funds to assist with COVID-19

Summary of ESSER Revenue



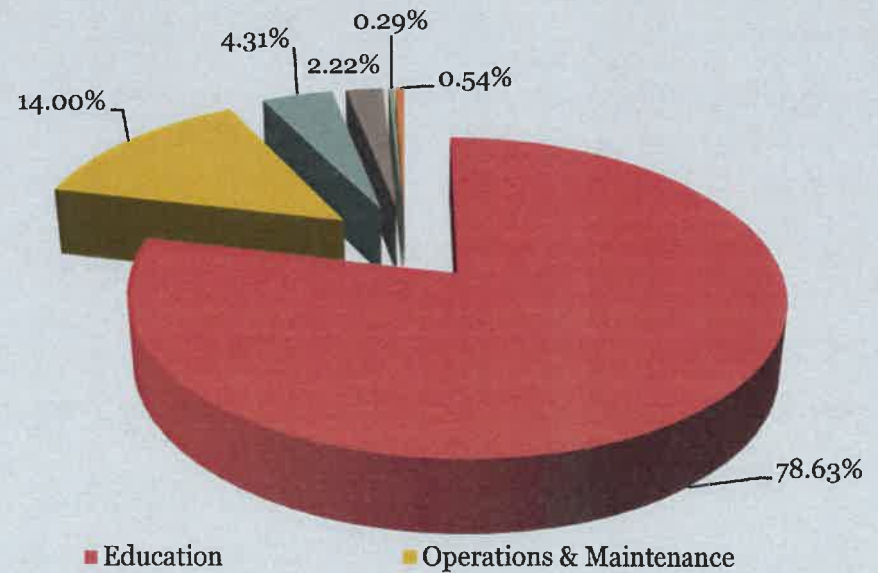
- ESSER I - Elementary and Secondary School Emergency Relief (CARES) - \$507,705
- ESSER II - Elementary and Secondary School Emergency Relief - \$1,976,640
- ESSER III - Elementary and Secondary School Emergency Relief (ARP) - \$5,018,295
- **Total anticipated ESSER funds - \$7,502,640**

Revenue by Fund - Operating



Fund	Estimated Revenue 2021-2022	% of Total
Education	\$35,555,732	78.63%
Operations & Maintenance	\$6,331,949	14.00%
Transportation	\$1,949,611	4.31%
IMRF/SS	\$1,004,989	2.22%
Working Cash	\$132,136	0.29%
Tort	\$245,489	0.54%
	<u>\$45,219,906</u>	<u>100.00%</u>

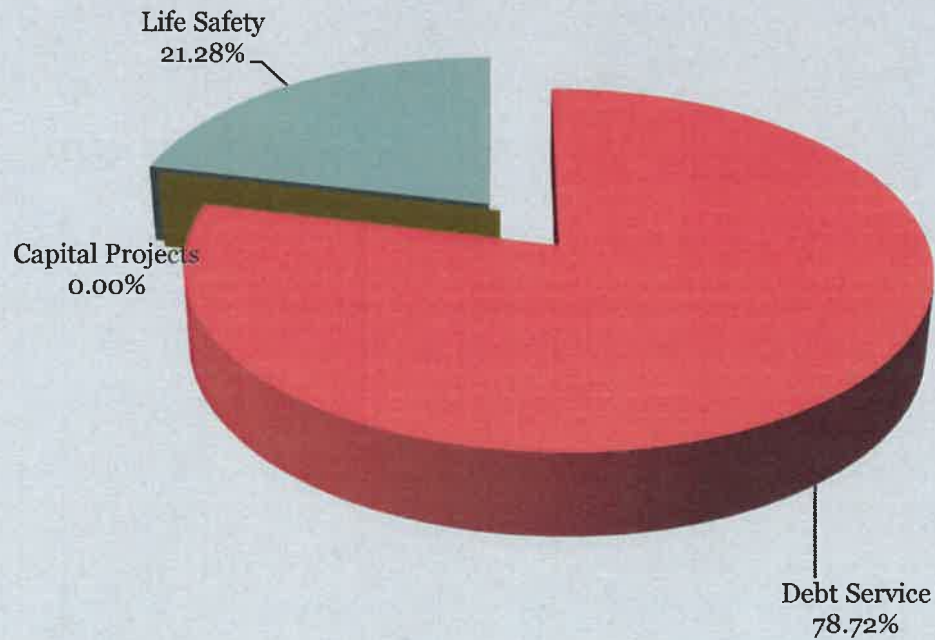
Estimated 2021-2022 Revenue



Revenue by Fund – Non-Operating



Estimated 2021-2022 Revenue



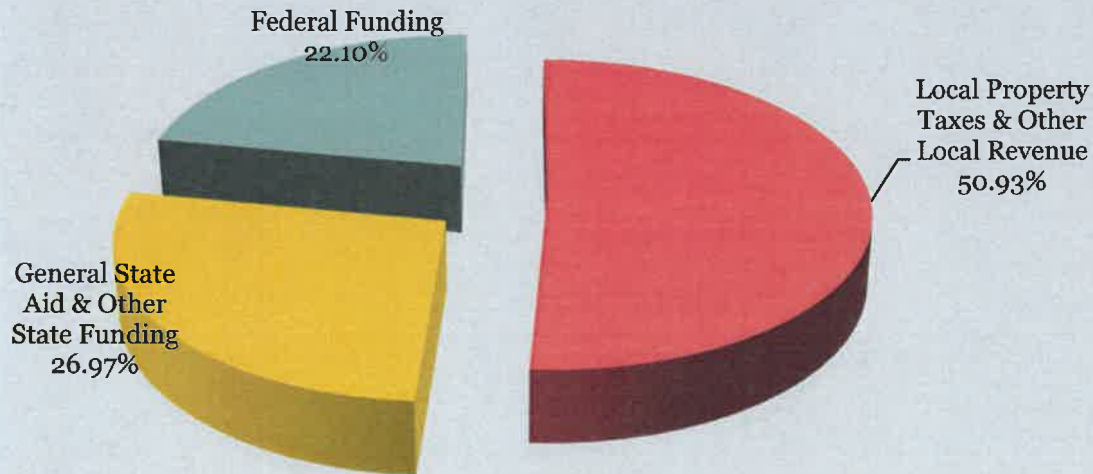
Fund	Estimated Revenue 2021 -2022	% of Total
Debt Service	\$990,973	78.72%
Capital Projects	\$5	0.00%
Life Safety	\$267,913	21.28%
	<u>\$1,258,891</u>	<u>100.00%</u>

Revenue by Source - Operating



District Percentages

	FY 2022 Estimated	District Percent
Local Property Taxes & Other Local Revenue	\$23,031,325	50.93%
General State Aid & Other State Funding	\$12,193,750	26.97%
Federal Funding	\$9,994,831	22.10%
	<u>\$45,219,906</u>	<u>100.00%</u>




Revenue by Source – Non-Ops



	FY 2022 Estimated	District Percent
Local Property Taxes & Other Local Revenue	\$1,258,891	100.00%
	<u>\$1,258,891</u>	<u>100.00%</u>

District Percentages



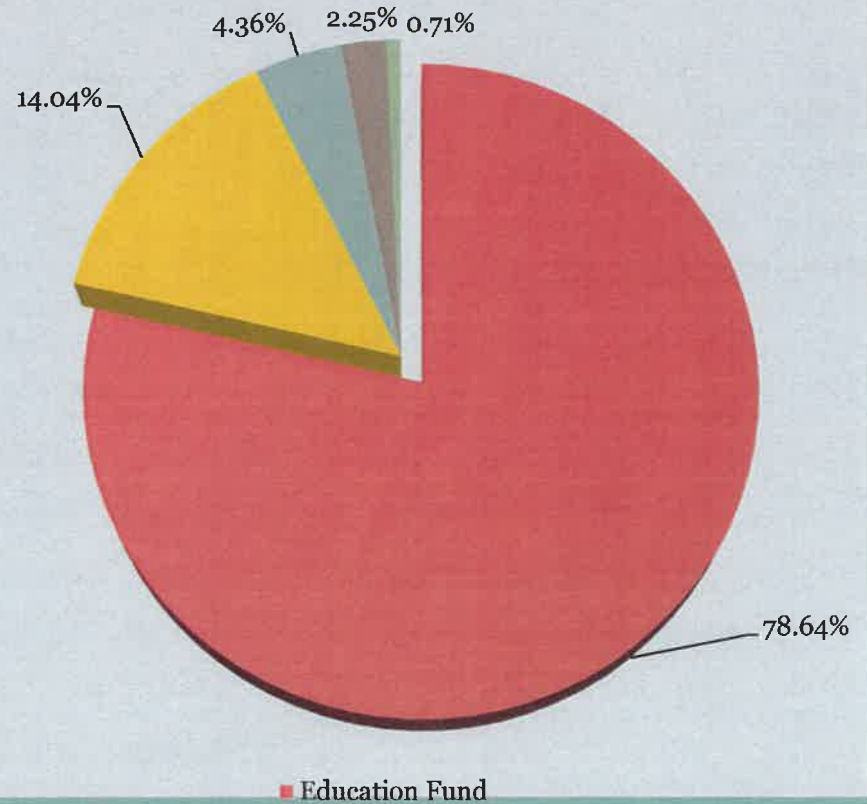
Local Property Taxes & Other Local Revenue
100.00%

Expenditures by Fund - Operating



Fund	Estimated Expenditures 2021-2022	% of Total
Education Fund	\$34,941,735	78.64%
Operations & Maintenance Fund	\$6,239,334	14.04%
Transportation	\$1,935,522	4.36%
IMRF	\$999,297	2.25%
Tort	\$315,312	0.71%
	\$44,431,200	100.00%

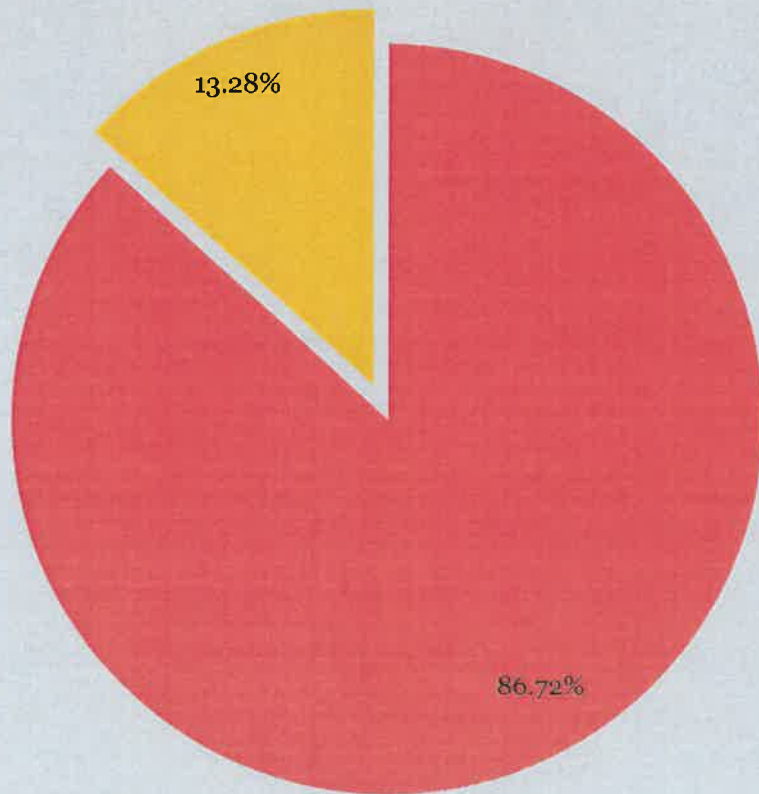
Estimated 2021-2022 Expenditures



Expenditures by Fund – Non-Ops



Estimated 2021-2022 Expenditures

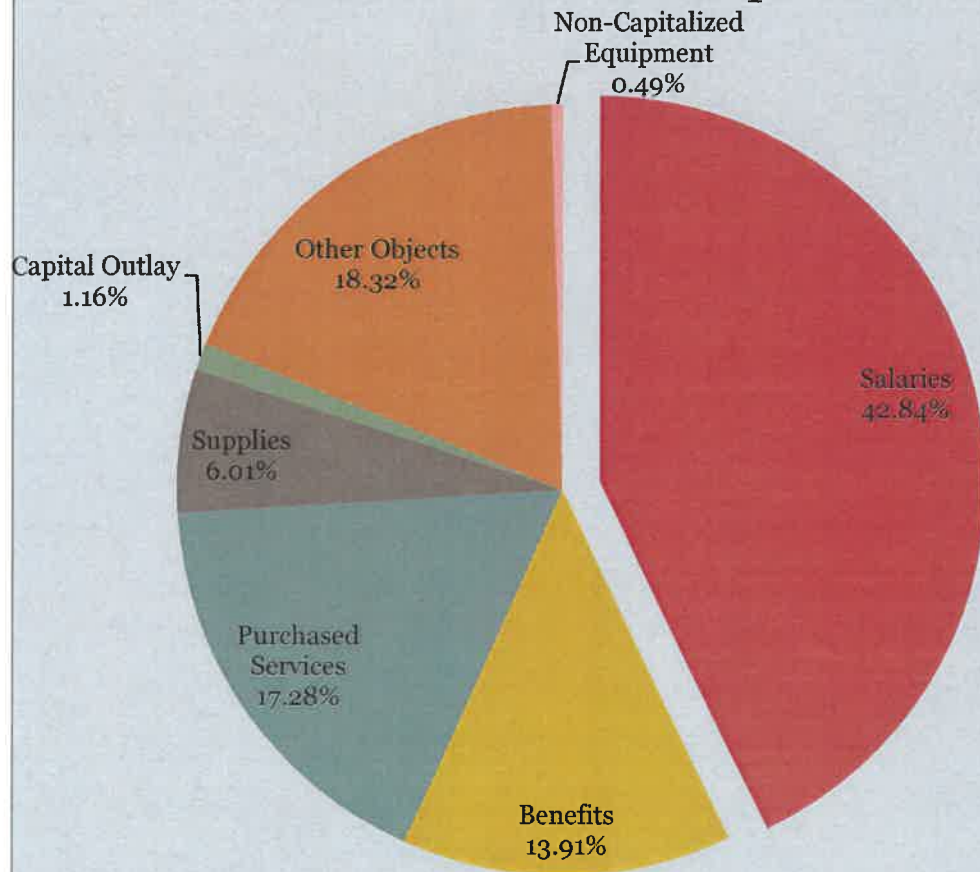


■ Debt Service ■ Life Safety

Fund	Estimated Expenditures 2021-2022	% of Total
Debt Service	\$1,043,175	86.72%
Life Safety	\$159,740	13.28%
	<u>\$1,202,915</u>	<u>100.00%</u>

Expenditures by Object – Operating

Estimated 2021-2022 Expenditures



Fund	Estimated Expenditures 2021-2022	% of Total
Salaries	\$19,548,238	42.84%
Benefits	\$6,349,414	13.91%
Purchased Services	\$7,885,863	17.28%
Supplies	\$2,741,001	6.01%
Capital Outlay	\$527,834	1.16%
Other Objects	\$8,360,043	18.32%
Non-Capitalized Equipment	\$221,722	0.49%
	\$45,634,115	100.00%

Fund Balance



Un-Audited Fund Balance – 06/30/21

Projected Fund Balance – 06/30/22

Fund#	Fund	Un-Audited Fund Balances 6/30/2021
10	Education	\$8,073,215
20	Op's & Maint.	\$2,128,881
40	Transportation	\$3,765,030
70	Working Cash	\$1,576,831
Subtotal		\$15,543,957
50	IMRF	\$1,463,472
80	TORT	\$176,524
Subtotal Operating Funds		\$17,183,953
30	Debt Service	\$828,881
60	Capital Projects	\$453
90	Life Safety	\$1,269,693
Subtotal of Other Funds		\$2,099,027
Total of All Funds		\$19,282,980

Fund #	Fund	Projected Fund Balance 6/30/2022
10	Education	\$8,687,212
20	Op's & Maint	\$2,221,496
40	Transportation	\$3,779,119
70	Working Cash	\$1,708,967
Subtotal		\$16,396,794
50	IMRF	\$1,469,164
80	TORT	\$106,701
Subtotal Operating Funds		\$17,972,659
30	Debt Service	\$776,679
60	Capital Projects	\$458
90	Life Safety	\$1,377,866
Subtotal of Other Funds		\$2,155,003
Total of All Funds		\$20,127,662

Fiscal Year 2021 Revenue & Expense



Fund	Revenue	Expense	Difference
Education	\$30,948,091	\$30,648,434	\$ 299,657
O & M	\$ 3,022,114	\$ 3,398,367	\$ (376,253)
Transport	\$ 1,949,611	\$ 1,935,522	\$ 14,089
IMRF	\$ 1,004,989	\$ 999,297	\$ 5,692
Working Cash	\$ 132,136	\$ 0	\$ 132,136
Tort	\$ 245,489	\$ 315,312	\$ (69,823)
Debt	\$ 990,973	\$ 1,043,175	\$ (52,202)
Capital	\$ 5	\$ 0	\$ 5
Life Safety	\$ 267,913	\$159,740	\$ 108,173
TOTAL	\$38,561,321	\$38,499,847	\$ 61,474

Fiscal Year 2022 Revenue & Expense



Fund	Revenue	Expense	Difference
Education	\$35,555,732	\$34,941,735	\$ 613,997
O & M	\$ 6,331,949	\$ 6,239,334	\$ 92,615
Transport	\$ 1,949,611	\$ 1,935,522	\$ 14,089
IMRF	\$ 1,004,989	\$ 999,297	\$ 5,692
Working Cash	\$ 132,136	\$ 0	\$ 132,136
Tort	\$ 245,489	\$ 315,312	\$ (69,823)
Debt	\$ 990,973	\$ 1,043,175	\$ (52,202)
Capital	\$ 5	\$ 0	\$ 5
Life Safety	\$ 267,913	\$ 159,740	\$ 108,173
TOTAL	\$46,478,797	\$45,634,115	\$ 844,682



Summary & Assumptions

- Due to stagnant funding and uncertainties', conservative budget (we do anticipate delays with funding)
- Grants were kept flat (same as vouchered or received)
- Federal grants were kept flat (same as vouchered or received year to date)
- Levy – scheduled to receive anticipated amount, but tax collection will be delayed due to errors within the Cook County Assessor's Office

Summary & Assumptions

- Tax collection will be impacted by COVID-19 and errors within the Cook County Assessor's Office
 - For FY22 (July 2021) we did not receive any tax revenue
 - Tax revenue will be delayed
- Assumed no increase in activities (winter, summer, spring camp, athletic fees, sports, etc.)
- Teachers salary increase per CBA
- Aides salary increase per CBA
- Custodians salary increase per CBA
- Benefits increase to align with CBA
- Replaced positions (few higher increases)
- Adjusted salary for mid-year hires
- Increased Food Service contractual amount
- Increased tuition
- Kept most of the revenue same as vouchered or received
- In several areas, the higher than normal budget increase is due to two things
 - Expenses were lower than normal due to the pandemic and remote learning. Which means this years budget compared to last years budget will be higher than normal
 - The second reason is the budget for FY22 includes ESSER funding

We anticipate a balanced budget for 21/22 fiscal year

ILLINOIS STATE BOARD OF EDUCATION
School Business Services Division

School District
 Joint Agreement
Accounting Basis:
 Cash
 Accrual

SCHOOL DISTRICT/JOINT AGREEMENT BUDGET FORM *
July 1, 2021 - June 30, 2022

Balanced budget, no deficit reduction plan is required.

Date of Amended Budget: _____
 (MM/DD/YY)
District Name: Lyons Elementary School District 103
District RCDT No: 06-016-1030-02

If your FY21 AFR states that you need to do a deficit reduction plan and your FY22 budget is balanced please state the measures you took to have your budget become balanced. (Bckgrnd-Assumpt 25-26)

Budget of Lyons Elementary School District 103, County of _____,
 State of Illinois, for the Fiscal Year beginning July 1, 2021 and ending June 30, 2022.

WHEREAS the Board of Education of Lyons Elementary School District 103,
 County of _____, State of Illinois, caused to be prepared in tentative form a budget, and the Secretary
 of this Board has made the same conveniently available to public inspection for at least thirty days prior to final action thereon;

AND WHEREAS a public hearing was held as to such budget on the _____ day of _____, 20____,
 notice of said hearing was given at least thirty days prior thereto as required by law, and all other legal requirements have been complied with;

NOW, THEREFORE, Be it resolved by the Board of Education of said district as follows:

Section 1: That the fiscal year of this school district be and the same hereby is fixed and declared to be
 beginning July 1, 2021 and ending June 30, 2022.

Section 2: That the following budget containing an estimate of amounts available in each Fund, separately, and expenditures from each be
 and the same is hereby adopted as the budget of this school district for said fiscal year.

ADOPTION OF BUDGET

The budget shall be approved and signed below by members of the School Board. Adopted this
 day of _____, 20____ by a roll call vote of _____ Yeas, and _____ Nays, to wit:

** MEMBERS VOTING YEA:	** MEMBERS VOTING NAY:

* Based on the 23 Illinois Administrative Code-Part 100 and inconformity with Section 17-1 of the School Code.
 ** Type in the members who voted "YEA" nor "NAY". Actual school board member signatures are not required for electronic submission.

- (1) A certified copy of this document must be filed with the county clerk within 30 days of adoption as required by Section 18-50 of the Property Tax Code (35 ILCS 200/18-50).
- (2) Districts are required to submit the adopted/amended budget electronically to ISBE within 30 days of adoption or by October 30, whichever comes first. Budgets are submitted to **School Finance Report (SFR):** <https://sec1.isbe.net/attachmgr/default.aspx>
 Please type the member signatures before submitting to ISBE. We do not accept PDF copies.

BUDGET SUMMARY

	A	B	C	D	E	F	G	H	I	J	K	L
1	<i>Begin entering data on EstRev 5-10 and EstExp 11-17 tabs.</i>		(10)	(20)	(30)	(40)	(50)	(60)	(70)	(80)	(90)	
2	Description: Enter Whole Numbers Only	Acct #	Educational	Operations & Maintenance	Debt Service	Transportation	Municipal Retirement/ Social Security	Capital Projects	Working Cash	Tort	Fire Prevention & Safety	
3	ESTIMATED BEGINNING FUND BALANCE July 1, 2021 ¹ (without Student Activity Funds)		8,073,215	2,128,881	828,881	3,765,030	1,463,472	453	1,576,831	176,524	1,269,693	
4	RECEIPTS/REVENUES (without Student Activity Funds)											
5	LOCAL SOURCES	1000	18,325,402	2,075,682	990,973	1,247,627	1,004,989	5	132,136	245,489	217,913	
6	FLOW-THROUGH RECEIPTS/REVENUES FROM ONE DISTRICT TO ANOTHER DISTRICT	2000										
7	STATE SOURCES	3000	10,341,766	1,150,000	0	701,984	0	0	0	0	50,000	
8	FEDERAL SOURCES	4000	6,888,564	3,106,267	0	0	0	0	0	0	0	
9	Total Direct Receipts/Revenues ⁸		35,555,732	6,331,949	990,973	1,949,611	1,004,989	5	132,136	245,489	267,913	
10	Receipts/Revenues for "On Behalf" Payments ²	3998										
11	Total Receipts/Revenues		35,555,732	6,331,949	990,973	1,949,611	1,004,989	5	132,136	245,489	267,913	
12	DISBURSEMENTS/EXPENDITURES (without Student Activity Funds)											
13	INSTRUCTION	1000	21,129,644				413,181			0		
14	SUPPORT SERVICES	2000	7,994,149	3,730,186		1,935,522	556,389	0		315,312	159,740	
15	COMMUNITY SERVICES	3000	215,596	0		0	29,727			0		
16	PAYMENTS TO OTHER DISTRICTS & GOVT UNITS	4000	3,093,198	0	0	0	0	0		0	0	
17	DEBT SERVICES	5000	0	0	1,043,175	0	0			0	0	
18	PROVISION FOR CONTINGENCIES	6000	2,509,148	2,509,148	0	0	0	0		0	0	
19	Total Direct Disbursements/Expenditures ⁹		34,941,735	6,239,334	1,043,175	1,935,522	999,297	0		315,312	159,740	
20	Disbursements/Expenditures for "On Behalf" Payments ²	4180	0	0	0	0	0	0		0	0	
21	Total Disbursements/Expenditures		34,941,735	6,239,334	1,043,175	1,935,522	999,297	0		315,312	159,740	
22	Excess of Direct Receipts/Revenues Over (Under) Direct Disbursements/Expenditures		613,997	92,615	(52,202)	14,089	5,692	5	132,136	(69,823)	108,173	
23	OTHER SOURCES/USES OF FUNDS											
24	OTHER SOURCES OF FUNDS (7000)											
25	PERMANENT TRANSFER FROM VARIOUS FUNDS											
26	Abolishment the Working Cash Fund ¹⁶	7110										
27	Abatement of the Working Cash Fund ¹⁶	7110										
28	Transfer of Working Cash Fund Interest	7120										
29	Transfer Among Funds	7130										
30	Transfer of Interest	7140										
31	Transfer from Capital Projects Fund to O&M Fund	7150		0								
32	Transfer of Excess Fire Prev & Safety Tax & Interest ³ Proceeds to O&M Fund	7160		0								
33	Transfer of Excess Accumulated Fire Prev & Safety Bond and Int ^{3a} Proceeds to Debt Service Fund	7170			0							
34	SALE OF BONDS (7200)											
35	Principal on Bonds Sold ⁴	7210										
36	Premium on Bonds Sold	7220										
37	Accrued Interest on Bonds Sold	7230										
38	Sale or Compensation for Fixed Assets ⁵	7300										
39	Transfer to Debt Service to Pay Principal on Capital Leases	7400			0							
40	Transfer to Debt Service Fund to Pay Interest on Capital Leases	7500			0							
41	Transfer to Debt Service Fund to Pay Principal on Revenue Bonds	7600			0							
42	Transfer to Debt Service Fund to Pay Interest on Revenue Bonds	7700			0							
43	Transfer to Capital Projects Fund	7800						0				
44	ISBE Loan Proceeds	7900										
45	Other Sources Not Classified Elsewhere	7990										
46	Total Other Sources of Funds ⁸		0	0	0	0	0	0	0	0	0	

	A	B	C	D	E	F	G	H	I	J	K	L
1	<i>Begin entering data on EstRev 5-10 and EstExp 11-17 tabs.</i>		(10)	(20)	(30)	(40)	(50)	(60)	(70)	(80)	(90)	
2	Description: Enter Whole Numbers Only	Acct #	Educational	Operations & Maintenance	Debt Service	Transportation	Municipal Retirement/ Social Security	Capital Projects	Working Cash	Tort	Fire Prevention & Safety	
47	OTHER USES OF FUNDS (8000)											
49	TRANSFER TO VARIOUS OTHER FUNDS (8100)											
50	Abolishment or Abatement of the Working Cash Fund ¹⁶	8110							0			
51	Transfer of Working Cash Fund Interest	8120							0			
52	Transfer Among Funds	8130										
53	Transfer of Interest ⁵	8140										
54	Transfer from Capital Projects Fund to O&M Fund	8150										
55	Transfer of Excess Fire Prev & Safety Tax & Interest ³ Proceeds to O&M Fund	8160										
56	Transfer of Excess Accumulated Fire Prev & Safety Bond ^{3a} and Int Proceeds to Debt Service Fund	8170										
57	Taxes Pledged to Pay Principal on Capital Leases	8410										
58	Grants/Reimbursements Pledged to Pay Principal on Capital Leases	8420										
59	Other Revenues Pledged to Pay Principal on Capital Leases	8430										
60	Fund Balance Transfers Pledged to Pay Principal on Capital Leases	8440										
61	Taxes Pledged to Pay Interest on Capital Leases	8510										
62	Grants/Reimbursements Pledged to Pay Interest on Capital Leases	8520										
63	Other Revenues Pledged to Pay Interest on Capital Leases	8530										
64	Fund Balance Transfers Pledged to Pay Interest on Capital Leases	8540										
65	Taxes Pledged to Pay Principal on Revenue Bonds	8610										
66	Grants/Reimbursements Pledged to Pay Principal on Revenue Bonds	8620										
67	Other Revenues Pledged to Pay Principal on Revenue Bonds	8630										
68	Fund Balance Transfers Pledged to Pay Principal on Revenue Bonds	8640										
69	Taxes Pledged to Pay Interest on Revenue Bonds	8710										
70	Grants/Reimbursements Pledged to Pay Interest on Revenue Bonds	8720										
71	Other Revenues Pledged to Pay Interest on Revenue Bonds	8730										
72	Fund Balance Transfers Pledged to Pay Interest on Revenue Bonds	8740										
73	Taxes Transferred to Pay for Capital Projects	8810										
74	Grants/Reimbursements Pledged to Pay for Capital Projects	8820										
75	Other Revenues Pledged to Pay for Capital Projects	8830										
76	Fund Balance Transfers Pledged to Pay for Capital Projects	8840										
77	Transfer to Debt Service Fund to Pay Principal on ISBE Loans	8910										
78	Other Uses Not Classified Elsewhere	8990										
79	Total Other Uses of Funds ⁹		0	0	0	0	0	0	0	0	0	0
80	Total Other Sources/Uses of Fund		0	0	0	0	0	0	0	0	0	0
81	ESTIMATED ENDING FUND BALANCE June 30, 2022 (Without Student Activity Funds)		8,687,212	2,221,496	776,679	3,779,119	1,469,164	458	1,708,967	106,701	1,377,866	
82												
83	Student Activity ESTIMATED BEGINNING FUND BALANCE July 1, 2021 Fund 11		84,966									
84	RECEIPTS/REVENUES (For Student Activity Funds)											
85	Total Student Activity Direct Receipts/Revenues (Local Sources)	1799	0									
86	DISBURSEMENTS/EXPENDITURES (For Student Activity Funds)											
87	Total Student Activity Direct Disbursements/Expenditures	1999	0									
88	Excess of Direct Receipts/Revenues Over (Under) Direct Disbursements/Expenditures		0									
89	Student Activity ESTIMATED ENDING FUND BALANCE June 30, 2022		84,966									
90												
91	Total ESTIMATED BEGINNING FUND BALANCE July 1, 2021 (All Sources Including Student Activity Funds)		8,158,181	2,128,881	828,881	3,765,030	1,463,472	453	1,576,831	176,524	1,269,693	
92	RECEIPTS/REVENUES (All Sources with Student Activity Funds)											
93	LOCAL SOURCES	1000	18,325,402	2,075,682	990,973	1,247,627	1,004,989	5	132,136	245,489	217,913	
94	FLOW-THROUGH RECEIPTS/REVENUES FROM ONE DISTRICT TO ANOTHER DISTRICT	2000				22						
95	STATE SOURCES	3000	10,341,766	1,150,000	0	701,984	0	0	0	0	50,000	

	A	B	C	D	E	F	G	H	I	J	K	L
1	<i>Begin entering data on EstRev 5-10 and EstExp 11-17 tabs.</i>		(10)	(20)	(30)	(40)	(50)	(60)	(70)	(80)	(90)	
2	Description: Enter Whole Numbers Only	Acct #	Educational	Operations & Maintenance	Debt Service	Transportation	Municipal Retirement/ Social Security	Capital Projects	Working Cash	Tort	Fire Prevention & Safety	
96	FEDERAL SOURCES	4000	6,888,564	3,106,267	0	0	0	0	0	0	0	0
97	Total Direct Receipts/Revenues ⁸		35,555,732	6,331,949	990,973	1,949,611	1,004,989	5	132,136	245,489	267,913	
98	Receipts/Revenues for "On Behalf" Payments ²	3998	0	0	0	0	0	0	0	0	0	0
99	Total Receipts/Revenues		35,555,732	6,331,949	990,973	1,949,611	1,004,989	5	132,136	245,489	267,913	
100	DISBURSEMENTS/EXPENDITURES (All Sources with Student Activity Funds)											
101	INSTRUCTION	1000	21,129,644				413,181				0	
102	SUPPORT SERVICES	2000	7,994,149	3,730,186		1,935,522	556,389	0		315,312	159,740	
103	COMMUNITY SERVICES	3000	215,596	0		0	29,727			0		
104	PAYMENTS TO OTHER DISTRICTS & GOVT UNITS	4000	3,093,198	0	0	0	0	0		0	0	
105	DEBT SERVICES	5000	0	0	1,043,175	0	0			0	0	
106	PROVISION FOR CONTINGENCIES	6000	2,509,148	2,509,148	0	0	0	0		0	0	
107	Total Direct Disbursements/Expenditures ⁹		34,941,735	6,239,334	1,043,175	1,935,522	999,297	0		315,312	159,740	
108	Disbursements/Expenditures for "On Behalf" Payments ²	4180	0	0	0	0	0	0		0	0	
109	Total Disbursements/Expenditures		34,941,735	6,239,334	1,043,175	1,935,522	999,297	0		315,312	159,740	
110	Excess of Direct Receipts/Revenues Over (Under) Direct Disbursements/Expenditures		613,997	92,615	(52,202)	14,089	5,692	5	132,136	(69,823)	108,173	
111	OTHER SOURCES/USES OF FUNDS											
112	OTHER SOURCES OF FUNDS (7000)											
113	Total Other Sources of Funds ⁸		0	0	0	0	0	0	0	0	0	0
114	OTHER USES OF FUNDS (8000)											
116	Total Other Uses of Funds ⁹		0	0	0	0	0	0	0	0	0	0
117	Total Other Sources/Uses of Fund		0	0	0	0	0	0	0	0	0	0
118	ESTIMATED ENDING FUND BALANCE June 30, 2022 (All Sources With student Activity Funds)		8,772,178	2,221,496	776,679	3,779,119	1,469,164	458	1,708,967	106,701	1,377,866	
119												
120	SUMMARY OF EXPENDITURES Without Student Activity Funds (by Major Object)											
121	Description	Acct #	(10)	(20)	(30)	(40)	(50)	(60)	(70)	(80)	(90)	Total By Object
122	Object Name		Educational	Operations & Maintenance	Debt Service	Transportation	Municipal Retirement/ Social Security	Capital Projects	Working Cash	Tort	Fire Prevention & Safety	
124	Salaries	100	18,641,681	805,235		31,322		0		70,000	0	19,548,238
125	Employee Benefits	200	5,064,489	277,718		7,910	999,297	0		0	0	6,349,414
126	Purchased Services	300	4,338,366	1,246,155	0	1,896,290		0		245,312	159,740	7,885,863
127	Supplies & Materials	400	1,689,751	1,051,250		0		0		0	0	2,741,001
128	Capital Outlay	500	201,519	326,315		0		0		0	0	527,834
129	Other Objects	600	4,807,182	2,509,686	1,043,175	0	0	0		0	0	8,360,043
130	Non-Capitalized Equipment	700	198,747	22,975		0		0		0	0	221,722
131	Termination Benefits	800	0	0		0				0	0	0
132	Total Expenditures		34,941,735	6,239,334	1,043,175	1,935,522	999,297	0		315,312	159,740	45,634,115

SUMMARY OF CASH TRANSACTIONS

1	A	B	C	D	E	F	G	H	I	J	K	
2	Description: Enter Whole Numbers Only	Acct #	(10)	(20)	(30)	(40)	(50)	(60)	(70)	(80)	(90)	
3			Educational	Operations & Maintenance	Debt Service	Transportation	Municipal Retirement/ Social Security	Capital Projects	Working Cash	Tort	Fire Prevention & Safety	
3	BEGINNING CASH BALANCE ON HAND July 1, 2021 ⁷ (Without Student Activity Funds)		8,073,215	2,128,881	828,881	3,765,030	1,463,472	453	1,576,831	176,524	1,269,693	
4	Total Direct Receipts & Other Sources ⁸		35,555,732	6,331,949	990,973	1,949,611	1,004,989	5	132,136	245,489	267,913	
5	OTHER RECEIPTS											
6	Interfund Loans Payable (Loans from Other Funds)	411										
7	Interfund Loans Receivable (Repayment of Loans)	141										
8	Notes and Warrants Payable	433										
9	Other Current Assets	199										
10	Total Other Receipts		0	0	0	0	0	0	0	0	0	
11	Total Direct Receipts, Other Sources, & Other Receipts		35,555,732	6,331,949	990,973	1,949,611	1,004,989	5	132,136	245,489	267,913	
12	Total Amount Available		43,628,947	8,460,830	1,819,854	5,714,641	2,468,461	458	1,708,967	422,013	1,537,606	
13	Total Direct Disbursements & Other Uses ⁹		34,941,735	6,239,334	1,043,175	1,935,522	999,297	0	0	315,312	159,740	
14	OTHER DISBURSEMENTS											
15	Interfund Loans Receivable (Loans to Other Funds) ¹⁰	141										
16	Interfund Loans Payable (Repayment of Loans)	411										
17	Notes and Warrants Payable	433										
18	Other Current Liabilities	499										
19	Total Other Disbursements		0	0	0	0	0	0	0	0	0	
20	Total Direct Disbursements, Other Uses, & Other Disbursements		34,941,735	6,239,334	1,043,175	1,935,522	999,297	0	0	315,312	159,740	
21	ENDING CASH BALANCE ON HAND June 30, 2022 ⁷ (Without Student Activity Funds)		8,687,212	2,221,496	776,679	3,779,119	1,469,164	458	1,708,967	106,701	1,377,866	
22												
23	Activity Funds BEGINNING CASH BALANCE ON HAND July 1, 2021 ⁷		84,966									
24	Total Direct Receipts & Other Sources ⁸		0									
25	Total Amount Available		84,966									
26	Total Direct Disbursements & Other Uses ⁹		0									
27	Activity funds ENDING CASH BALANCE ON HAND June 30, 2022 ⁷		84,966									
28												
29	Total BEGINNING CASH BALANCE ON HAND July 1, 2021 ⁷ (With Student Activity Funds)		8,158,181	2,128,881	828,881	3,765,030	1,463,472	453	1,576,831	176,524	1,269,693	
30	Total Direct Receipts & Other Sources ⁸		35,555,732	6,331,949	990,973	1,949,611	1,004,989	5	132,136	245,489	267,913	
31	Total Other Receipts		0	0	0	0	0	0	0	0	0	
32	Total Direct Receipts, Other Sources, & Other Receipts		35,555,732	6,331,949	990,973	1,949,611	1,004,989	5	132,136	245,489	267,913	
33	Total Amount Available		43,713,913	8,460,830	1,819,854	5,714,641	2,468,461	458	1,708,967	422,013	1,537,606	
34	Total Direct Disbursements & Other Uses ⁹		34,941,735	6,239,334	1,043,175	1,935,522	999,297	0	0	315,312	159,740	
35	Total Other Disbursements		0	0	0	0	0	0	0	0	0	
36	Total Direct Disbursements, Other Uses, & Other Disbursements		34,941,735	6,239,334	1,043,175	1,935,522	999,297	0	0	315,312	159,740	
37	Total ENDING CASH BALANCE ON HAND June 30, 2022 ⁷ (With Student Activity Funds)		8,772,178	2,221,496	776,679	3,779,119	1,469,164	458	1,708,967	106,701	1,377,866	

	A	B	C	D	E	F	G	H	I	J	K
1			(10)	(20)	(30)	(40)	(50)	(60)	(70)	(80)	(90)
2	Description: Enter Whole Numbers Only	Acct #	Educational	Operations & Maintenance	Debt Service	Transportation	Municipal Retirement/ Social Security	Capital Projects	Working Cash	Tort	Fire Prevention & Safety
3	RECEIPTS/REVENUES FROM LOCAL SOURCES (1000)										
4	AD VALOREM TAXES LEVIED BY LOCAL EDUCATION AGENCY	1100									
5	Designated Purposes Levies ^{11 (1110-1120)}	-	14,545,443	2,048,953	981,699	1,216,761	803,704		114,851	235,569	206,051
6	Leasing Purposes Levy ¹²	1130									
7	Special Education Purposes Levy	1140	1,429,843								
8	FICA and Medicare Only Levies	1150									
9	Area Vocational Construction Purposes Levy	1160									
10	Summer School Purposes Levy	1170									
11	Other Tax Levies (Describe & Itemize)	1190									
12	Total Ad Valorem Taxes Levied by District		15,975,286	2,048,953	981,699	1,216,761	803,704	0	114,851	235,569	206,051
13	PAYMENTS IN LIEU OF TAXES	1200									
14	Mobile Home Privilege Tax	1210									
15	Payments from Local Housing Authority	1220									
16	Corporate Personal Property Replacement Taxes ¹³	1230	2,088,292				180,000				
17	Other Payments in Lieu of Taxes (Describe & Itemize)	1290									
18	Total Payments in Lieu of Taxes		2,088,292	0	0	0	180,000	0	0	0	0
19	TUITION	1300									
20	Regular Tuition from Pupils or Parents (In State)	1311									
21	Regular Tuition from Other Districts (In State)	1312									
22	Regular Tuition from Other Sources (In State)	1313									
23	Regular Tuition from Other Sources (Out of State)	1314									
24	Summer School Tuition from Pupils or Parents (In State)	1321									
25	Summer School Tuition from Other Districts (In State)	1322									
26	Summer School Tuition from Other Sources (In State)	1323									
27	Summer School Tuition from Other Sources (Out of State)	1324									
28	CTE Tuition from Pupils or Parents (In State)	1331									
29	CTE Tuition from Other Districts (In State)	1332									
30	CTE Tuition from Other Sources (In State)	1333									
31	CTE Tuition from Other Sources (Out of State)	1334									
32	Special Education Tuition from Pupils or Parents (In State)	1341									
33	Special Education Tuition from Other Districts (In State)	1342									
34	Special Education Tuition from Other Sources (In State)	1343									
35	Special Education Tuition from Other Sources (Out of State)	1344									
36	Adult Tuition from Pupils or Parents (In State)	1351									
37	Adult Tuition from Other Districts (In State)	1352									
38	Adult Tuition from Other Sources (In State)	1353									
39	Adult Tuition from Other Sources (Out of State)	1354									
40	Total Tuition		0								
41	TRANSPORTATION FEES	1400									
42	Regular Transportation Fees from Pupils or Parents (In State)	1411									
43	Regular Transportation Fees from Other Districts (In State)	1412									
44	Regular Transportation Fees from Other Sources (In State)	1413									
45	Regular Transportation Fees from Co-curricular Activities (In State)	1415									
46	Regular Transportation Fees from Other Sources (Out of State)	1416									
47	Summer School Transportation Fees from Pupils or Parents (In State)	1421									
48	Summer School Transportation Fees from Other Districts (In State)	1422									
49	Summer School Transportation Fees from Other Sources (In State)	1423									
50	Summer School Transportation Fees from Other Sources (Out of State)	1424									
51	CTE Transportation Fees from Pupils or Parents (In State)	1431									
52	CTE Transportation Fees from Other Districts (In State)	1432									
53	CTE Transportation Fees from Other Sources (In State)	1433									
54	CTE Transportation Fees from Other Sources (Out of State)	1434									
55	Special Education Transportation Fees from Pupils or Parents (In State)	1441									

25

1	A	B	C	D	E	F	G	H	I	J	K
2	Description: Enter Whole Numbers Only	Acct #	(10) Educational	(20) Operations & Maintenance	(30) Debt Service	(40) Transportation	(50) Municipal Retirement/ Social Security	(60) Capital Projects	(70) Working Cash	(80) Tort	(90) Fire Prevention & Safety
56	Special Education Transportation Fees from Other Districts (In State)	1442									
57	Special Education Transportation Fees from Other Sources (In State)	1443									
58	Special Education Transportation Fees from Other Sources (Out of State)	1444									
59	Adult Transportation Fees from Pupils or Parents (In State)	1451									
60	Adult Transportation Fees from Other Districts (In State)	1452									
61	Adult Transportation Fees from Other Sources (In State)	1453									
62	Adult Transportation Fees from Other Sources (Out of State)	1454									
63	Total Transportation Fees					0					
64	EARNINGS ON INVESTMENTS	1500									
65	Interest on Investments	1510	103,314	26,729	9,274	30,866	21,285	5	17,285	9,920	11,862
66	Gain or Loss on Sale of Investments	1520									
67	Total Earnings on Investments		103,314	26,729	9,274	30,866	21,285	5	17,285	9,920	11,862
68	FOOD SERVICE	1600									
69	Sales to Pupils - Lunch	1611									
70	Sales to Pupils - Breakfast	1612									
71	Sales to Pupils - A la Carte	1613									
72	Sales to Pupils - Other (Describe & Itemize)	1614									
73	Sales to Adults	1620									
74	Other Food Service (Describe & Itemize)	1690									
75	Total Food Service		0								
76	DISTRICT/SCHOOL ACTIVITY INCOME	1700									
77	Admissions - Athletic	1711									
78	Admissions - Other	1719									
79	Fees	1720	30,925								
80	Book Store Sales	1730									
81	Other District/School Activity Revenue (Describe & Itemize)	1790	977								
82	Student Activity Fund Revenues	1799									
83	Total District/School Activity Income (without Student Activity Funds 1799)		31,902			0					
84	Total District/School Activity Income (with Student Activity Funds 1799)		31,902								
85	TEXTBOOK INCOME	1800									
86	Rentals - Regular Textbooks	1811									
87	Rentals - Summer School Textbooks	1812									
88	Rentals - Adult/Continuing Education Textbooks	1813									
89	Rentals - Other (Describe)	1819									
90	Sales - Regular Textbooks	1821									
91	Sales - Summer School Textbooks	1822									
92	Sales - Adult/Continuing Education Textbooks	1823									
93	Sales - Other (Describe & Itemize)	1829									
94	Other (Describe & Itemize)	1890									
95	Total Textbooks		0								
96	OTHER REVENUE FROM LOCAL SOURCES	1900									
97	Rentals	1910									
98	Contributions and Donations from Private Sources	1920									
99	Impact Fees from Municipal or County Governments	1930									
100	Services Provided Other Districts	1940									
101	Refund of Prior Years' Expenditures	1950									
102	Payments of Surplus Moneys from TIF Districts	1960									
103	Drivers' Education Fees	1970									
104	Proceeds from Vendors' Contracts	1980	0	0	0	0	0	0	0	0	0
105	School Facility Occupation Tax Proceeds	1983									
106	Payment from Other Districts	1991									
107	Sale of Vocational Projects	1992									
108	Other Local Fees (Describe & Itemize)	1993									

1	A	B	C	D	E	F	G	H	I	J	K
2	Description: Enter Whole Numbers Only	Acct #	(10) Educational	(20) Operations & Maintenance	(30) Debt Service	(40) Transportation	(50) Municipal Retirement/ Social Security	(60) Capital Projects	(70) Working Cash	(80) Tort	(90) Fire Prevention & Safety
109	Other Local Revenues (Describe & Itemize)	1999	126,608								
110	Total Other Revenue from Local Sources		126,608	0	0	0	0	0	0	0	0
111	Total Receipts/Revenues from Local Sources (without Student Activity Funds 1799)	1000	18,325,402	2,075,682	990,973	1,247,627	1,004,989	5	132,136	245,489	217,913
112	Total Receipts/Revenues from Local Sources (with Student Activity Funds 1799)		18,325,402								
113	FLOW-THROUGH RECEIPTS/REVENUES FROM ONE DISTRICT TO ANOTHER DISTRICT (2000)										
114	Flow-Through Revenue from State Sources	2100									
115	Flow-Through Revenue from Federal Sources	2200									
116	Other Flow-Through Revenue (Describe & Itemize)	2300									
117	Total Flow-Through Receipts/Revenues From District to Another District	One 2000	0	0		0	0				
118	RECEIPTS/REVENUES FROM STATE SOURCES (3000)										
119	UNRESTRICTED GRANTS-IN-AID (3001-3099)										
120	Evidence Based Funding Formula (Section 18-8.15)	3001	8,822,349	1,150,000							
121	Reorganization Incentives (Accounts 3005-3021)	3005									
122	Fast Growth District Grants	3030									
123	Other Unrestricted Grants-In-Aid From State Sources (Describe & Itemize)	3099									
124	Total Unrestricted Grants-In-Aid		8,822,349	1,150,000	0	0	0	0		0	0
125	RESTRICTED GRANTS-IN-AID (3100-3900)										
126	SPECIAL EDUCATION										
127	Special Education - Private Facility Tuition	3100	259,946								
128	Special Education - Funding for Children Requiring Sp Ed Services	3105									
129	Special Education - Personnel	3110									
130	Special Education - Orphanage - Individual	3120	463,294								
131	Special Education - Orphanage - Summer Individual	3130	15,052								
132	Special Education - Summer School	3145									
133	Special Education - Other (Describe & Itemize)	3199									
134	Total Special Education		738,292	0		0					
135	CAREER AND TECHNICAL EDUCATION (CTE)										
136	CTE - Technical Education - Tech Prep	3200									
137	CTE - Secondary Program Improvement (CTEI)	3220									
138	CTE - WECEP	3225									
139	CTE - Agriculture Education	3235									
140	CTE - Instructor Practicum	3240									
141	CTE - Student Organizations	3270									
142	CTE - Other (Describe & Itemize)	3299									
143	Total Career and Technical Education		0	0			0				
144	BILINGUAL EDUCATION										
145	Bilingual Education - Downstate - TPI and TBE	3305									
146	Bilingual Education - Downstate - Transitional Bilingual Education	3310									
147	Total Bilingual Education		0				0				
148	State Free Lunch & Breakfast	3360	9,369								
149	School Breakfast Initiative	3365									
150	Driver Education	3370									
151	Adult Education (from ICCB)	3410									
152	Adult Education - Other (Describe & Itemize)	3499									
153	TRANSPORTATION										
154	Transportation - Regular and Vocational	3500			27	193,435					
155	Transportation - Special Education	3510				508,549					

1	A	B	C	D	E	F	G	H	I	J	K
2	Description: Enter Whole Numbers Only	Acct #	(10) Educational	(20) Operations & Maintenance	(30) Debt Service	(40) Transportation	(50) Municipal Retirement/ Social Security	(60) Capital Projects	(70) Working Cash	(80) Tort	(90) Fire Prevention & Safety
156	Transportation - Other (Describe & Itemize)	3599									
157	Total Transportation		0	0		701,984	0				
158	Learning Improvement - Change Grants	3610									
159	Scientific Literacy	3660									
160	Truant Alternative/Optional Education	3695									
161	Early Childhood - Block Grant	3705	673,005								
162	Chicago General Education Block Grant	3766									
163	Chicago Educational Services Block Grant	3767									
164	School Safety & Educational Improvement Block Grant	3775									
165	Technology - Technology for Success	3780	1,655								
166	State Charter Schools	3815									
167	Extended Learning Opportunities - Summer Bridges	3825	1,646								
168	Infrastructure Improvements - Planning/Construction	3920									
169	School Infrastructure - Maintenance Projects	3925									50,000
170	Other Restricted Revenue from State Sources (Describe & Itemize)	3999	95,450								
171	Total Restricted Grants-In-Aid		1,519,417	0	0	701,984	0	0	0	0	50,000
172	Total Receipts/Revenues from State Sources	3000	10,341,766	1,150,000	0	701,984	0	0	0	0	50,000
173	RECEIPTS/REVENUES FROM FEDERAL SOURCES (4000)										
174	UNRESTRICTED GRANTS-IN-AID RECEIVED DIRECTLY FROM FEDERAL GOVT. (4001-4009)										
175	Federal Impact Aid	4001									
176	Other Unrestricted Grants-In-Aid Received Directly from the Federal Govt. (Describe & Itemize)	4009									
177	Total Unrestricted Grants-In-Aid Received Directly from Fed Govt		0	0	0	0	0	0	0	0	0
178	RESTRICTED GRANTS-IN-AID RECEIVED DIRECTLY FROM FEDERAL GOVT (4045-4090)										
179	Head Start	4045									
180	Construction (Impact Aid)	4050									
181	MAGNET	4060									
182	Other Restricted Grants-In-Aid Received Directly from Federal Govt. (Describe & Itemize)	4090									
183	Total Restricted Grants-In-Aid Received Directly from Federal Govt.		0	0		0	0	0			0
184	RESTRICTED GRANTS-IN-AID RECEIVED FROM FEDERAL GOVT. THRU THE STATE (4100-4999)										
185	TITLE V										
186	Title V - Flexibility and Accountability	4100									
187	Title V - SEA Projects	4105									
188	Title V - Rural Education Initiative (REI)	4107									
189	Title V - Other (Describe & Itemize)	4199									
190	Total Title V		0	0		0	0				
191	FOOD SERVICE										
192	Breakfast Start-Up Expansion	4200									
193	National School Lunch Program	4210									
194	Special Milk Program	4215									
195	School Breakfast Program	4220									
196	Summer Food Service Admin/Program	4225	500,000								
197	Child and Adult Care Food Program	4226									
198	Fresh Fruit and Vegetables	4240									
199	Food Service - Other (Describe & Itemize)	4299									
200	Total Food Service		500,000				0				
201	TITLE I										
202	Title I - Low Income	4300	822,530								

28

1	A	B	C	D	E	F	G	H	I	J	K
2	Description: Enter Whole Numbers Only	Acct #	(10) Educational	(20) Operations & Maintenance	(30) Debt Service	(40) Transportation	(50) Municipal Retirement/ Social Security	(60) Capital Projects	(70) Working Cash	(80) Tort	(90) Fire Prevention & Safety
203	Title I - Low Income - Neglected, Private	4305									
204	Title I - Migrant Education	4340									
205	Title I - Other (Describe & Itemize)	4399									
206	Total Title I		822,530	0		0	0				
207	TITLE IV										
208	Title IV - Student Support & Academic Enrichment Grant	4400									
209	Title IV - 21st Century	4421									
210	Title IV - Other (Describe & Itemize)	4499									
211	Total Title IV		0	0		0	0				
212	FEDERAL - SPECIAL EDUCATION										
213	Federal Special Education - Preschool Flow-Through	4600	22,263								
214	Federal Special Education - Preschool Discretionary	4605									
215	Federal Special Education - IDEA Flow Through	4620	522,749								
216	Federal Special Education - IDEA Room & Board	4625	111,580								
217	Federal Special Education - IDEA Discretionary	4630									
218	Federal Special Education - IDEA - Other (Describe & Itemize)	4699									
219	Total Federal Special Education		656,592	0		0	0				
220	CTE - PERKINS										
221	CTE - Perkins-Title III E Tech Prep	4770									
222	CTE - Other (Describe & Itemize)	4799									
223	Total CTE - Perkins		0	0			0				
224	Federal - Adult Education	4810									
225	ARRA - General State Aid - Education Stabilization	4850									
226	ARRA - Title I - Low Income	4851									
227	ARRA - Title I - Neglected, Private	4852									
228	ARRA - Title I - Delinquent, Private	4853									
229	ARRA - Title I - School Improvement (Part A)	4854									
230	ARRA - Title I - School Improvement (Section 1003g)	4855									
231	ARRA - IDEA - Part B - Preschool	4856									
232	ARRA - IDEA - Part B - Flow-Through	4857									
233	ARRA - Title IID - Technology - Formula	4860									
234	ARRA - Title IID - Technology - Competitive	4861									
235	ARRA - McKinney - Vento Homeless Education	4862									
236	ARRA - Child Nutrition Equipment Assistance	4863									
237	Impact Aid Formula Grants	4864									
238	Impact Aid Competitive Grants	4865									
239	Qualified Zone Academy Bond Tax Credits	4866									
240	Qualified School Construction Bond Credits	4867									
241	Build America Bond Tax Credits	4868									
242	Build America Bond Interest Reimbursement	4869									
243	ARRA - General State Aid - Other Government Services Stabilization	4870									
244	Other ARRA Funds - II	4871									
245	Other ARRA Funds - III	4872									
246	Other ARRA Funds - IV	4873									
247	Other ARRA Funds - V	4874									
248	ARRA - Early Childhood	4875									
249	Other ARRA Funds - VII	4876									
250	Other ARRA Funds - VIII	4877									
251	Other ARRA Funds - IX	4878									
252	Other ARRA Funds - X	4879									
253	Other ARRA Funds - Ed Job Fund Program	4880									
254	Total Stimulus Programs		0	0	29	0	0	0	0	0	0
255	Race to the Top Program	4901									
256	Race to the Top - Preschool Expansion Grant	4902									

ESTIMATED RECEIPTS/REVENUES

1	A	B	C	D	E	F	G	H	I	J	K
2	Description: Enter Whole Numbers Only	Acct #	(10) Educational	(20) Operations & Maintenance	(30) Debt Service	(40) Transportation	(50) Municipal Retirement/ Social Security	(60) Capital Projects	(70) Working Cash	(80) Tort	(90) Fire Prevention & Safety
257	Title III - Instruction for English Learners & Immigrant Students	4905									
258	Title III - English Language Acquisition	4909	61,100								
259	McKinney Education for Homeless Children	4920									
260	Title II - Eisenhower - Professional Development Formula	4930									
261	Title II - Teacher Quality	4932									
262	Federal Charter Schools	4960									
263	State Assessment Grants	4981									
264	Grant for State Assessments and Related Activities	4982									
265	Medicaid Matching Funds - Administrative Outreach	4991	178,825								
266	Medicaid Matching Funds - Fee-For-Service Program	4992									
267	Other Restricted Grants Received from Federal Government through State (Describe & Itemize)	4998	4,669,517	3,106,267							
268	Total Restricted Grants-In-Aid Received from Federal Govt. Thru the State		6,888,564	3,106,267	0	0	0	0		0	0
269	TOTAL RECEIPTS/REVENUES FROM FEDERAL SOURCES	4000	6,888,564	3,106,267	0	0	0	0	0	0	0
270	TOTAL DIRECT RECEIPTS/REVENUES (without Student Activity Funds 1799)		35,555,732	6,331,949	990,973	1,949,611	1,004,989	5	132,136	245,489	267,913
271	TOTAL DIRECT RECEIPTS/REVENUES (with Student Activity Funds 1799)		35,555,732								

1	A	B	C	D	E	F	G	H	I	J	K
2	Description: Enter Whole Numbers Only	Funct #	(100) Salaries	(200) Employee Benefits	(300) Purchased Services	(400) Supplies & Materials	(500) Capital Outlay	(600) Other Objects	(700) Non-Capitalized Equipment	(800) Termination Benefits	(900) Total
3	10 - EDUCATIONAL FUND (ED)										
4	INSTRUCTION (ED)	1000									
5	Regular Programs	1100	9,061,768	2,822,502	117,563	1,130,611	2,850	0	12,707	0	13,148,001
6	Tuition Payment to Charter Schools	1115									0
7	Pre-K Programs	1125									0
8	Special Education Programs (Functions 1200 - 1220)	1200	2,761,329	646,735	131,727	52,135	5,247	1,569	20,213		3,618,955
9	Special Education Programs Pre-K	1225	397,788	86,708	2,904	4,733					492,133
10	Remedial and Supplemental Programs K-12	1250	451,635	86,961	117,325	44,747					700,668
11	Remedial and Supplemental Programs Pre-K	1275	375,576	105,295	11,175	21,673					513,719
12	Adult/Continuing Education Programs	1300									0
13	CTE Programs	1400									0
14	Interscholastic Programs	1500	397,452	28,423	30,449	13,247	2,149	606	2,299		474,625
15	Summer School Programs	1600	72,942	10,151		50,000					133,093
16	Gifted Programs	1650	51,804	21,728							73,532
17	Driver's Education Programs	1700									0
18	Bilingual Programs	1800	880,345	151,276	149,532	23,096					1,204,249
19	Truant Alternative & Optional Programs	1900	0	0	0	0	0	0	0	0	0
20	Pre-K Programs - Private Tuition	1910									0
21	Regular K-12 Programs Private Tuition	1911									0
22	Special Education Programs K-12 Private Tuition	1912						770,669			770,669
23	Special Education Programs Pre-K Tuition	1913									0
24	Remedial/Supplemental Programs K-12 Private Tuition	1914									0
25	Remedial/Supplemental Programs Pre-K Private Tuition	1915									0
26	Adult/Continuing Education Programs Private Tuition	1916									0
27	CTE Programs Private Tuition	1917									0
28	Interscholastic Programs Private Tuition	1918									0
29	Summer School Programs Private Tuition	1919									0
30	Gifted Programs Private Tuition	1920									0
31	Bilingual Programs Private Tuition	1921									0
32	Truants Alternative/Opt Ed Programs Private Tuition	1922									0
33	Student Activity Fund Expenditures	1999									0
34	Total Instruction¹⁴ (Without Student Activity Funds 1999)	1000	14,450,639	3,959,779	560,675	1,340,242	10,246	772,844	35,219	0	21,129,644
35	Total Instruction¹⁴ (With Student Activity Funds 1999)	1000	14,450,639	3,959,779	560,675	1,340,242	10,246	772,844	35,219	0	21,129,644
36	SUPPORT SERVICES (ED)	2000									
37	Support Services - Pupil	2100									
38	Attendance & Social Work Services	2110	585,996	104,004	36	1,037					691,073
39	Guidance Services	2120									0
40	Health Services	2130	214,271	25,490	100,997	4,018					344,776
41	Psychological Services	2140									0
42	Speech Pathology & Audiology Services	2150	520,795	61,079	42,717	1,622					626,213
43	Other Support Services - Pupils (Describe & Itemize)	2190									0
44	Total Support Services - Pupil	2100	1,321,062	190,573	143,750	6,677	0	0	0	0	1,662,062
45	Support Services - Instructional Staff	2200									
46	Improvement of Instruction Services	2210	161,509	31,977	25,760	17,284					236,530
47	Educational Media Services	2220	194,718	56,555	84,796	19,488	84,498		151,345		591,400
48	Assessment & Testing	2230									0
49	Total Support Services - Instructional Staff	2200	356,227	88,532	110,556	16,772	84,498	0	151,345	0	827,930
50	Support Services - General Administration	2300									
51	Board of Education Services	2310		50,997	536,892	7,259		16,279	4,653		616,080
52	Executive Administration Services	2320	297,483	41,998	291	34		3,876			343,682
53	Special Area Administration Services	2330	121,488	56,292	2,071	1,194					181,045
54	Tort Immunity Services	2360 - 2370									0
55	Total Support Services - General Administration	2300	418,971	149,287	539,254	8,487	0	20,155	4,653	0	1,140,807
56	Support Services - School Administration	2400									
57	Office of the Principal Services	2410	1,032,393	501,637	21,123			17,139			1,572,292
58	Other Support Services - School Administration (Describe & Itemize)	2490									0

31

1	A	B	C	D	E	F	G	H	I	J	K
2	Description: Enter Whole Numbers Only	Funct #	(100) Salaries	(200) Employee Benefits	(300) Purchased Services	(400) Supplies & Materials	(500) Capital Outlay	(600) Other Objects	(700) Non-Capitalized Equipment	(800) Termination Benefits	(900) Total
59	Total Support Services - School Administration	2400	1,032,393	501,637	21,123	0	0	17,139	0	0	1,572,292
60	Support Services - Business	2500									
61	Direction of Business Support Services	2510	127,209	33,250	1,020	218		1,428			163,125
62	Fiscal Services	2520	176,439	35,629	28,990	964					242,022
63	Operation & Maintenance of Plant Services	2540							4,694		4,694
64	Pupil Transportation Services	2550									0
65	Food Services	2560	319,257	17,274	457,719	36,197	2,775		2,836		836,058
66	Internal Services	2570									0
67	Total Support Services - Business	2500	622,905	86,153	487,729	37,379	2,775	1,428	7,530	0	1,245,899
68	Support Services - Central	2600									
69	Direction of Central Support Services	2610									0
70	Planning, Research, Development & Evaluation Services	2620									0
71	Information Services	2630									0
72	Staff Services	2640	162,030	51,356	344,925	1,258		403			559,972
73	Data Processing Services	2660	81,915	33,195	514,765	251,006	104,000	306			985,187
74	Total Support Services - Central	2600	243,945	84,551	859,690	252,264	104,000	709	0	0	1,545,159
75	Other Support Services (Describe & Itemize)	2900									0
76	Total Support Services	2000	3,995,503	1,100,733	2,162,102	341,579	191,273	39,431	163,528	0	7,994,149
77	COMMUNITY SERVICES (ED)	3000	195,539	3,977	8,150	7,930					215,596
78	PAYMENTS TO OTHER DIST & GOVT UNITS (ED)	4000									
79	Payments to Other Dist & Govt Units (In-State)	4100									
80	Payments for Regular Programs	4110			550						550
81	Payments for Special Education Programs	4120			1,606,889			128,717			1,735,606
82	Payments for Adult/Continuing Education Programs	4130									0
83	Payments for CTE Programs	4140									0
84	Payments for Community College Programs	4170									0
85	Other Payments to In-State Govt Units (Describe & Itemize)	4190									0
86	Total Payments to Other Dist & Govt Units (In-State)	4100			1,607,439			128,717			1,736,156
87	Payments for Regular Programs - Tuition	4210						43,262			43,262
88	Payments for Special Education Programs - Tuition	4220						1,313,780			1,313,780
89	Payments for Adult/Continuing Education Programs - Tuition	4230									0
90	Payments for CTE Programs - Tuition	4240									0
91	Payments for Community College Programs - Tuition	4270									0
92	Payments for Other Programs - Tuition	4280									0
93	Other Payments to In-State Govt Units (Describe & Itemize)	4290									0
94	Total Payments to Other Dist & Govt Units - Tuition (In State)	4200						1,357,042			1,357,042
95	Payments for Regular Programs - Transfers	4310									0
96	Payments for Special Education Programs - Transfers	4320									0
97	Payments for Adult/Continuing Ed Programs - Transfers	4330									0
98	Payments for CTE Programs - Transfers	4340									0
99	Payments for Community College Program - Transfers	4370									0
100	Payments for Other Programs - Transfers	4380									0
101	Other Payments to In-State Govt Units - Transfers (Describe & Itemize)	4390									0
102	Total Payments to Other Dist & Govt Units-Transfers (In State)	4300			0			0			0
103	Payments to Other Dist & Govt Units (Out of State)	4400									0
104	Total Payments to Other Dist & Govt Units	4000			1,607,439			1,485,759			3,093,198
105	DEBT SERVICE (ED)	5000									
106	Debt Service - Interest on Short-Term Debt	5100									
107	Tax Anticipation Warrants	5110									0
108	Tax Anticipation Notes	5120									0
109	Corporate Personal Property Repl Tax Anticipated Notes	5130									0
110	State Aid Anticipation Certificates	5140									0
111	Other Interest on Short-Term Debt (Describe & Itemize)	5150									0
112	Total Debt Service - Interest on Short-Term Debt	5100						0			0
113	Debt Service - Interest on Long-Term Debt	5200									0
114	Total Debt Service	5000						0			0
115	PROVISION FOR CONTINGENCIES (ED)	6000						2,509,148			2,509,148

	A	B	C	D	E	F	G	H	I	J	K
1	Description: Enter Whole Numbers Only	Func #	(100) Salaries	(200) Employee Benefits	(300) Purchased Services	(400) Supplies & Materials	(500) Capital Outlay	(600) Other Objects	(700) Non-Capitalized Equipment	(800) Termination Benefits	(900) Total
116	Total Direct Disbursements/Expenditures (without Student Activity Funds (1999))		18,641,681	5,064,489	4,338,366	1,689,751	201,519	4,807,182	198,747	0	34,941,735
117	Total Direct Disbursements/Expenditures (with Student Activity Funds (1999))		18,641,681	5,064,489	4,338,366	1,689,751	201,519	4,807,182	198,747	0	34,941,735
118	Excess (Deficiency) of Receipts/Revenues Over Disbursements/Expenditures (Without Student Activity Funds 1999)										613,997
119	Excess (Deficiency) of Receipts/Revenues Over Disbursements/Expenditures (With Student Activity Funds 1999)										613,997
121	20 - OPERATIONS AND MAINTENANCE FUND (O&M)										
122	SUPPORT SERVICES (O&M)	2000									
123	Support Services - Pupil	2100									
124	Other Support Services - Pupils (Describe & Itemize)	2190									0
125	Support Services - Business	2500									
126	Direction of Business Support Services	2510									0
127	Facilities Acquisition & Construction Services	2530					55,777				55,777
128	Operation & Maintenance of Plant Services	2540	805,235	277,718	1,246,155	1,051,250	270,538	538	22,975		3,674,409
129	Pupil Transportation Services	2550									0
130	Food Services	2560									0
131	Total Support Services - Business	2500	805,235	277,718	1,246,155	1,051,250	326,315	538	22,975	0	3,730,186
132	Other Support Services (Describe & Itemize)	2900									0
133	Total Support Services	2000	805,235	277,718	1,246,155	1,051,250	326,315	538	22,975	0	3,730,186
134	COMMUNITY SERVICES (O&M)	3000									0
135	PAYMENTS TO OTHER DIST & GOVT UNITS (O&M)	4000									
136	Payments to Other Dist & Govt Units (In-State)	4100									
137	Payments for Regular Programs	4110									0
138	Payments for Special Education Programs	4120									0
139	Payments for CTE Program	4140									0
140	Other Payments to In-State Govt Units (Describe & Itemize)	4190									0
141	Total Payments to Other Dist & Govt Units (In-State)	4100			0			0			0
142	Payments to Other Dist & Govt Units (Out of State) ¹⁴	4400									0
143	Total Payments to Other Dist & Govt Unit	4000			0			0			0
144	DEBT SERVICE (O&M)	5000									
145	Debt Service - Interest on Short-Term Debt	5100									
146	Tax Anticipation Warrants	5110									0
147	Tax Anticipation Notes	5120									0
148	Corporate Personal Prop Repl Tax Anticipated Notes	5130									0
149	State Aid Anticipation Certificates	5140									0
150	Other Interest on Short-Term Debt (Describe & Itemize)	5150									0
151	Total Debt Service - Interest on Short-Term Debt	5100						0			0
152	Debt Service - Interest on Long-Term Debt	5200									0
153	Total Debt Service	5000						0			0
154	PROVISION FOR CONTINGENCIES (O&M)	6000						2,509,148			2,509,148
155	Total Direct Disbursements/Expenditures		805,235	277,718	1,246,155	1,051,250	326,315	2,509,686	22,975	0	6,239,334
156	Excess (Deficiency) of Receipts/Revenues Over Disbursements/Expenditures										92,615
157											
158	30 - DEBT SERVICE FUND (DS)										
159	PAYMENTS TO OTHER DIST & GOVT UNITS (DS)	4000									
160	Payments to Other Dist & Govt Units (In-State)	4100									
161	Payments for Regular Programs	4110									0
162	Payments for Special Education Programs	4120									0
163	Other Payments to In-State Govt Units (Describe & Itemize)	4190									0
164	Total Payments to Other Dist & Govt Units (In-State)	4000						0			0
165	DEBT SERVICE (DS)	5000									
166	Debt Service - Interest on Short-Term Debt	5100									
167	Tax Anticipation Warrants	5110									0

33

1	A	B	C	D	E	F	G	H	I	J	K
2	Description: Enter Whole Numbers Only	Funct #	(100) Salaries	(200) Employee Benefits	(300) Purchased Services	(400) Supplies & Materials	(500) Capital Outlay	(600) Other Objects	(700) Non-Capitalized Equipment	(800) Termination Benefits	(900) Total
168	Tax Anticipation Notes	5120									0
169	Corporate Personal Prop Repl Tax Anticipation Notes	5130									0
170	State Aid Anticipation Certificates	5140									0
171	Other Interest on Short-Term Debt (Describe & Itemize)	5150									0
172	Total Debt Service - Interest On Short-Term Debt	5100						0			0
173	Debt Service - Interest on Long-Term Debt	5200						150,675			150,675
174	Debt Service - Payments of Principal on Long-Term Debt ¹⁵ (Lease/Purchase Principal Retired)	5300						892,500			892,500
175	Debt Service Other (Describe & Itemize)	5400									0
176	Total Debt Service	5000			0			1,043,175			1,043,175
177	PROVISION FOR CONTINGENCIES (DS)	6000									0
178	Total Direct Disbursements/Expenditures				0			1,043,175			1,043,175
179	Excess (Deficiency) of Receipts/Revenues Over Disbursements/Expenditures										(52,202)
181	40 - TRANSPORTATION FUND (TR)										
182	SUPPORT SERVICES (TR)	2000									
183	Support Services - Pupils	2100									
184	Other Support Services - Pupils (Describe & Itemize)	2190	21,213	7,679							28,892
185	Support Services - Business										
186	Pupil Transportation Services	2550	10,109	231	1,896,290						1,906,630
187	Other Support Services (Describe & Itemize)	2900									0
188	Total Support Services	2000	31,322	7,910	1,896,290	0	0	0	0	0	1,935,522
189	COMMUNITY SERVICES (TR)	3000									0
190	PAYMENTS TO OTHER DIST & GOVT UNITS (TR)	4000									
191	Payments to Other Dist & Govt Units (In-State)	4100									
192	Payments for Regular Program	4110									0
193	Payments for Special Education Programs	4120									0
194	Payments for Adult/Continuing Education Programs	4130									0
195	Payments for CTE Programs	4140									0
196	Payments for Community College Programs	4170									0
197	Other Payments to In-State Govt Units (Describe & Itemize)	4190									0
198	Total Payments to Other Dist & Govt Units (In-State)	4100			0			0			0
199	Payments to Other Dist & Govt Units (Out-of-State) (Describe & Itemize)	4400									0
200	Total Payments to Other Dist & Govt Units	4000			0			0			0
201	DEBT SERVICE (TR)	5000									
202	Debt Service - Interest on Short-Term Debt	5100									
203	Tax Anticipation Warrants	5110									0
204	Tax Anticipation Notes	5120									0
205	Corporate Personal Prop Repl Tax Anticipation Notes	5130									0
206	State Aid Anticipation Certificates	5140									0
207	Other Interest on Short-Term Debt (Describe and Itemize)	5150									0
208	Total Debt Service - Interest On Short-Term Debt	5100						0			0
209	Debt Service - Interest on Long-Term Debt	5200									0
210	Debt Service - Payments of Principal on Long-Term Debt ¹⁵ (Lease/Purchase Principal Retired)	5300									0
211	Debt Service - Other (Describe and Itemize)	5400									0
212	Total Debt Service	5000						0			0
213	PROVISION FOR CONTINGENCIES (TR)	6000									0
214	Total Direct Disbursements/Expenditures		31,322	7,910	1,896,290	0	0	0	0	0	1,935,522
215	Excess (Deficiency) of Receipts/Revenues Over Disbursements/Expenditures										14,089
216											
217	50 - MUNICIPAL RETIREMENT/SOC SEC FUND (MR/SS)										
218	INSTRUCTION (MR/SS)	1000									
219	Regular Program	1100		144,300							144,300

1	A	B	C	D	E	F	G	H	I	J	K
2	Description: Enter Whole Numbers Only	Func #	(100) Salaries	(200) Employee Benefits	(300) Purchased Services	(400) Supplies & Materials	(500) Capital Outlay	(600) Other Objects	(700) Non-Capitalized Equipment	(800) Termination Benefits	(900) Total
220	Pre-K Programs	1125									0
221	Special Education Programs (Functions 1200-1220)	1200		146,457							146,457
222	Special Education Programs Pre-K	1225		33,946							33,946
223	Remedial and Supplemental Programs K-12	1250		22,713							22,713
224	Remedial and Supplemental Programs Pre-K	1275		36,859							36,859
225	Adult/Continuing Education Programs	1300									0
226	CTE Programs	1400									0
227	Interscholastic Programs	1500		14,958							14,958
228	Summer School Programs	1600		33							33
229	Gifted Programs	1650		715							715
230	Driver's Education Programs	1700									0
231	Bilingual Programs	1800		13,200							13,200
232	Truant Alternative & Optional Programs	1900									0
233	Total Instruction	1000		413,181							413,181
234	SUPPORT SERVICES (MR/SS)	2000									
235	Support Services - Pupil	2100									
236	Attendance & Social Work Services	2110		6,304							6,304
237	Guidance Services	2120									0
238	Health Services	2130		30,810							30,810
239	Psychological Services	2140									0
240	Speech Pathology & Audiology Services	2150		7,066							7,066
241	Other Support Services - Pupils (Describe & Itemize)	2190		3,721							3,721
242	Total Support Services - Pupil	2100		47,901							47,901
243	Support Services - Instructional Staff	2200									
244	Improvement of Instruction Services	2210		8,687							8,687
245	Educational Media Services	2220		2,722							2,722
246	Assessment & Testing	2230									0
247	Total Support Services - Instructional Staff	2200		11,409							11,409
248	Support Services - General Administration	2300									
249	Board of Education Services	2310									0
250	Executive Administration Services	2320		16,304							16,304
251	Special Area Administrative Services	2330		8,136							8,136
252	Claims Paid from Self Insurance Fund	2361									0
253	Workers' Compensation or Workers' Occupation Disease Acts Payments	2362									0
254	Unemployment Insurance Payments	2363									0
255	Insurance Payments (regular or self-insurance)	2364									0
256	Risk Management and Claims Services Payments	2365									0
257	Judgment and Settlements	2366									0
258	Educational, Inspect, Supervisory Serv. Related to Loss Prevention or Reduction	2367									0
259	Reciprocal Insurance Payments	2368									0
260	Legal Service	2369									0
261	Total Support Services - General Administration	2300		24,440							24,440
262	Support Services - School Administration	2400									
263	Office of the Principal Services	2410		66,911							66,911
264	Other Support Services - School Administration (Describe & Itemize)	2490									0
265	Total Support Services - School Administration	2400		66,911							66,911
266	Support Services - Business	2500									
267	Direction of Business Support Services	2510		2,290							2,290
268	Fiscal Services	2520		45,231							45,231
269	Facilities Acquisition & Construction Services	2530									0
270	Operation & Maintenance of Plant Service	2540		245,243							245,243
271	Pupil Transportation Services	2550		454							454
272	Food Services	2560		43,274							43,274
273	Internal Services	2570									0
274	Total Support Services - Business	2500		336,492							336,492
275	Support Services - Central	2600									
276	Direction of Central Support Services	2610									0

35

1	A	B	C	D	E	F	G	H	I	J	K
2	Description: Enter Whole Numbers Only	Funct #	(100) Salaries	(200) Employee Benefits	(300) Purchased Services	(400) Supplies & Materials	(500) Capital Outlay	(600) Other Objects	(700) Non-Capitalized Equipment	(800) Termination Benefits	(900) Total
277	Planning, Research, Development & Evaluation Services	2620									0
278	Information Services	2630									0
279	Staff Services	2640		5,309							5,309
280	Data Processing Services	2660		63,927							63,927
281	Total Support Services - Central	2600		69,236							69,236
282	Other Support Services (Describe & Itemize)	2900									0
283	Total Support Services	2000		556,389							556,389
284	COMMUNITY SERVICES (MR/SS)	3000		29,727							29,727
285	PAYMENTS TO OTHER DIST & GOVT UNITS (MR/SS)	4000									0
286	Payments for Regular Programs	4110									0
287	Payments for Special Education Programs	4120									0
288	Payments for CTE Programs	4140									0
289	Total Payments to Other Dist & Govt Units	4000		0							0
290	DEBT SERVICE (MR/SS)	5000									0
291	Debt Service - Interest on Short-Term Debt	5100									0
292	Tax Anticipation Warrants	5110									0
293	Tax Anticipation Notes	5120									0
294	Corporate Personal Prop Repl Tax Anticipation Notes	5130									0
295	State Aid Anticipation Certificates	5140									0
296	Other (Describe & Itemize)	5150									0
297	Total Debt Service	5000						0			0
298	PROVISION FOR CONTINGENCIES (MR/SS)	6000									0
299	Total Direct Disbursements/Expenditures			999,297				0			999,297
300	Excess (Deficiency) of Receipts/Revenues Over Disbursements/Expenditures										5,692
302	60 - CAPITAL PROJECTS (CP)										
303	SUPPORT SERVICES (CP)	2000									
304	Support Services - Business										
305	Facilities Acquisition & Construction Services	2530									0
306	Other Support Services (Describe & Itemize)	2900									0
307	Total Support Services	2000	0	0	0	0	0	0	0		0
308	PAYMENTS TO OTHER DIST & GOVT UNITS (CP)	4000									
309	Payments to Other Dist & Govt Units (In-State)	4100									0
310	Payments to Regular Programs	4110									0
311	Payment for Special Education Programs	4120									0
312	Payment for CTE Programs	4140									0
313	Payments to Other Govt Units (In-State) (Describe & Itemize)	4190									0
314	Total Payments to Other Districts & Govt Units	4000			0			0			0
315	PROVISION FOR CONTINGENCIES (CP)	6000									0
316	Total Direct Disbursements/Expenditures		0	0	0	0	0	0	0		0
317	Excess (Deficiency) of Receipts/Revenues Over Disbursements/Expenditures										5
319	70 WORKING CASH FUND (WC)										
321	80 - TORT FUND (TF)										
322	INSTRUCTION (TF)	1000									
323	Regular Programs	1100	0	0	0	0	0	0	0	0	0
324	Tuition Payment to Charter Schools	1115									0
325	Pre-K Programs	1125									0
326	Special Education Programs (Functions 1200 - 1220)	1200									0
327	Special Education Programs Pre-K	1225									0
328	Remedial and Supplemental Programs K-12	1250									0
329	Remedial and Supplemental Programs Pre-K	1275			36						0
330	Adult/Continuing Education Programs	1300									0
331	CTE Programs	1400									0
332	Interscholastic Programs	1500									0

1	A	B	C	D	E	F	G	H	I	J	K
2	Description: Enter Whole Numbers Only	Func #	(100) Salaries	(200) Employee Benefits	(300) Purchased Services	(400) Supplies & Materials	(500) Capital Outlay	(600) Other Objects	(700) Non-Capitalized Equipment	(800) Termination Benefits	(900) Total
333	Summer School Programs	1600									0
334	Gifted Programs	1650									0
335	Driver's Education Programs	1700									0
336	Bilingual Programs	1800									0
337	Truant Alternative & Optional Programs	1900	0	0	0	0	0	0	0	0	0
338	Pre-K Programs - Private Tuition	1910									0
339	Regular K-12 Programs Private Tuition	1911									0
340	Special Education Programs K-12 Private Tuition	1912									0
341	Special Education Programs Pre-K Tuition	1913									0
342	Remedial/Supplemental Programs K-12 Private Tuition	1914									0
343	Remedial/Supplemental Programs Pre-K Private Tuition	1915									0
344	Adult/Continuing Education Programs Private Tuition	1916									0
345	CTE Programs Private Tuition	1917									0
346	Interscholastic Programs Private Tuition	1918									0
347	Summer School Programs Private Tuition	1919									0
348	Gifted Programs Private Tuition	1920									0
349	Bilingual Programs Private Tuition	1921									0
350	Truants Alternative/Opt Ed Programs Private Tuition	1922									0
351	Total Instruction²⁴	1000	0	0	0	0	0	0	0	0	0
352	SUPPORT SERVICES (TF)	2000									
353	Support Services - Pupil	2100									
354	Attendance & Social Work Services	2110									0
355	Guidance Services	2120									0
356	Health Services	2130									0
357	Psychological Services	2140									0
358	Speech Pathology & Audiology Services	2150									0
359	Other Support Services - Pupils (Describe & Itemize)	2190									0
360	Total Support Services - Pupil	2100	0	0	0	0	0	0	0	0	0
361	Support Services - Instructional Staff	2200									
362	Improvement of Instruction Services	2210									0
363	Educational Media Services	2220									0
364	Assessment & Testing	2230									0
365	Total Support Services - Instructional Staff	2200	0	0	0	0	0	0	0	0	0
366	Support Services - General Administration	2300									
367	Board of Education Services	2310									0
368	Executive Administration Services	2320									0
369	Special Area Administration Services	2330									0
370	Claims Paid from Self Insurance Fund	2361									0
371	Risk Management and Claims Services Payments	2365	70,000		245,312						315,312
372	Total Support Services - General Administration	2300	70,000	0	245,312	0	0	0	0	0	315,312
373	Support Services - School Administration	2400									
374	Office of the Principal Services	2410									0
375	Other Support Services - School Administration (Describe & Itemize)	2490									0
376	Total Support Services - School Administration	2400	0	0	0	0	0	0	0	0	0
377	Support Services - Business	2500									
378	Direction of Business Support Services	2510									0
379	Fiscal Services	2520									0
380	Operation & Maintenance of Plant Services	2540									0
381	Pupil Transportation Services	2550									0
382	Food Services	2560									0
383	Internal Services	2570									0
384	Total Support Services - Business	2500	0	0	0	0	0	0	0	0	0
385	Support Services - Central	2600									
386	Direction of Central Support Services	2610									0
387	Planning, Research, Development & Evaluation Services	2620									0
388	Information Services	2630									0

1	A	B	C	D	E	F	G	H	I	J	K
2	Description: Enter Whole Numbers Only	Funct #	(100) Salaries	(200) Employee Benefits	(300) Purchased Services	(400) Supplies & Materials	(500) Capital Outlay	(600) Other Objects	(700) Non-Capitalized Equipment	(800) Termination Benefits	(900) Total
389	Staff Services	2640									0
390	Data Processing Services	2660									0
391	Total Support Services - Central	2600	0	0	0	0	0	0	0	0	0
392	Other Support Services (Describe & Itemize)	2900									0
393	Total Support Services	2000	70,000	0	245,312	0	0	0	0	0	315,312
394	COMMUNITY SERVICES (TF)	3000									0
395	PAYMENTS TO OTHER DIST & GOVT UNITS (TF)	4000									0
396	Payments to Other Dist & Govt Units (In-State)	4100									0
397	Payments for Regular Programs	4110									0
398	Payments for Special Education Programs	4120									0
399	Payments for Adult/Continuing Education Programs	4130									0
400	Payments for CTE Programs	4140									0
401	Payments for Community College Programs	4170									0
402	Other Payments to In-State Govt Units (Describe & Itemize)	4190									0
403	Total Payments to Other Dist & Govt Units (In-State)	4100			0			0			0
404	Payments for Regular Programs - Tuition	4210									0
405	Payments for Special Education Programs - Tuition	4220									0
406	Payments for Adult/Continuing Education Programs - Tuition	4230									0
407	Payments for CTE Programs - Tuition	4240									0
408	Payments for Community College Programs - Tuition	4270									0
409	Payments for Other Programs - Tuition	4280									0
410	Other Payments to In-State Govt Units (Describe & Itemize)	4290									0
411	Total Payments to Other Dist & Govt Units - Tuition (In State)	4200						0			0
412	Payments for Regular Programs - Transfers	4310									0
413	Payments for Special Education Programs - Transfers	4320									0
414	Payments for Adult/Continuing Ed Programs - Transfers	4330									0
415	Payments for CTE Programs - Transfers	4340									0
416	Payments for Community College Program - Transfers	4370									0
417	Payments for Other Programs - Transfers	4380									0
418	Other Payments to In-State Govt Units - Transfers (Describe & Itemize)	4390									0
419	Total Payments to Other Dist & Govt Units-Transfers (In State)	4300			0			0			0
420	Payments to Other Dist & Govt Units (Out of State)	4400									0
421	Total Payments to Other Dist & Govt Units	4000			0			0			0
422	DEBT SERVICE (TF)	5000									0
423	Debt Service - Interest on Short-Term Debt										0
424	Tax Anticipation Warrants	5110									0
425	Corporate Personal Property Replacement Tax Anticipation Notes	5130									0
426	Other Interest or Short-Term Debt (Describe & Itemize)	5150									0
427	Total Debt Service	5000						0			0
428	PROVISION FOR CONTINGENCIES (TF)	6000									0
429	Total Direct Disbursements/Expenditures		70,000	0	245,312	0	0	0	0	0	315,312
430	Excess (Deficiency) of Receipts/Revenues Over Disbursements/Expenditures										(69,823)
432	90 - FIRE PREVENTION & SAFETY FUND (FP&S)										0
433	SUPPORT SERVICES (FP&S)	2000									0
434	Support Services - Business	2500									0
435	Facilities Acquisition & Construction Services	2530									0
436	Operation & Maintenance of Plant Service	2540			159,740						159,740
437	Total Support Services - Business	2500	0	0	159,740	0	0	0	0		159,740
438	Other Support Services (Describe & Itemize)	2900									0
439	Total Support Services	2000	0	0	159,740	0	0	0	0		159,740
440	PAYMENTS TO OTHER DISTRICTS & GOVT UNITS (FP&S)	4000									0
441	Payments to Regular Programs	4110									0
442	Payments to Special Education Programs	4120									0
443	Other Payments to In-State Govt Units (Describe & Itemize)	4190									0
444	Total Payments to Other Districts & Govt Units (FPS)	4000						0			0
445	DEBT SERVICE (FP&S)	5000									0
446	Debt Service - Interest on Short-Term Debt	5100									0

1	A	B	C	D	E	F	G	H	I	J	K
2	Description: Enter Whole Numbers Only	Funct #	(100) Salaries	(200) Employee Benefits	(300) Purchased Services	(400) Supplies & Materials	(500) Capital Outlay	(600) Other Objects	(700) Non-Capitalized Equipment	(800) Termination Benefits	(900) Total
447	Tax Anticipation Warrants	5110									0
448	Other Interest on Short-Term Debt <i>(Describe & Itemize)</i>	5150									0
449	Total Debt Service - Interest on Short-Term Debt	5100						0			0
450	Debt Service - Interest on Long-Term Debt	5200									0
451	Debt Service - Payments of Principal on Long-Term Debt ²⁵ (Lease/Purchase Principal Retired)	5300									0
452	Total Debt Service	5000						0			0
453	PROVISIONS FOR CONTINGENCIES (FP&S)	6000									0
454	Total Direct Disbursements/Expenditures		0	0	159,740	0	0	0	0		159,740
455	Excess (Deficiency) of Receipts/Revenues Over Disbursements/Expenditures										108,173

This page is provided for detailed itemizations as requested within the body of the Report.

- 1.
- 2.
- 3.
- 4.

	A	B	C	D	E	F
1	DEFICIT BUDGET SUMMARY INFORMATION - Operating Funds Only (School Districts Only)					
2	Description	EDUCATIONAL FUND (10)	OPERATIONS & MAINTENANCE FUND (20)	TRANSPORTATION FUND (40)	WORKING CASH FUND (70)	TOTAL
3	Direct Revenues	35,555,732	6,331,949	1,949,611	132,136	43,969,428
4	Direct Expenditures	34,941,735	6,239,334	1,935,522		43,116,591
5	Difference	613,997	92,615	14,089	132,136	852,837
6	Estimated Fund Balance - June 30, 2022	8,687,212	2,221,496	3,779,119	1,708,967	16,396,794
7	Balanced budget, no deficit reduction plan is required.					
8	A deficit reduction plan is required if the local board of education adopts (or amends) the 2021-22 school district budget in which the "operating funds" listed above result in direct revenues (line 9) being less than direct expenditures (line 19) by an amount equal to or greater than one-third (1/3) of the ending fund balance (line 81).					
10	Note: The balance is determined using only the four funds listed above. That is, if the estimated ending fund balance is less than three times the deficit spending, the district must adopt and file with ISBE a deficit reduction plan to balance the shortfall within three years.					
12	The School Code, Section 17-1 (105 ILCS 5/17-1) - If the 2020-2021 Annual Financial Report (AFR) reflects a deficit as defined above (page 36), then the school district shall adopt and submit a deficit reduction plan (found here on page 23-27) to ISBE within 30 days after acceptance of the AFR.					
13	The deficit reduction plan, if required, is developed using ISBE guidelines and format.					

ILLINOIS STATE BOARD OF EDUCATION
School Business Services Division

	A	B	C	D	E	F	G
1	*School Districts Only		DEFICIT REDUCTION PLAN ESTIMATED BUDGET FY2021-2022				
2							
3	06-016-1030-02						
4	<i>District Number</i>						
5	Lyons Elementary School District 103						
6	<i>District Name</i>		Educational Fund	Operations & Maintenance Fund	Transportation Fund	Working Cash Fund	Total
7	ESTIMATED BEGINNING FUND BALANCE <i>(must equal prior Ending Fund Balance)</i>		8,073,215	2,128,881	3,765,030	1,576,831	15,543,957
8	RECEIPTS/REVENUES	Acct #					
9	LOCAL SOURCES	1000	18,325,402	2,075,682	1,247,627	132,136	21,780,847
10	FLOW-THROUGH RECEIPTS/REVENUES FROM ONE DISTRICT TO ANOTHER DISTRICT	2000	0	0	0		0
11	STATE SOURCES	3000	10,341,766	1,150,000	701,984	0	12,193,750
12	FEDERAL SOURCES	4000	6,888,564	3,106,267	0	0	9,994,831
13	Total Receipts/Revenues		35,555,732	6,331,949	1,949,611	132,136	43,969,428
14	DISBURSEMENTS/EXPENDITURES	Funct #					
15	INSTRUCTION	1000	21,129,644				21,129,644
16	SUPPORT SERVICES	2000	7,994,149	3,730,186	1,935,522		13,659,857
17	COMMUNITY SERVICES	3000	215,596	0	0		215,596
18	PAYMENTS TO OTHER DISTRICTS & GOVT. UNITS	4000	3,093,198	0	0		3,093,198
19	DEBT SERVICES	5000	0	0	0		0
20	PROVISION FOR CONTINGENCIES	6000	2,509,148	2,509,148	0		5,018,296
21	Total Disbursements/Expenditures		34,941,735	6,239,334	1,935,522		43,116,591
22	Excess of Receipts/Revenue Over/(Under) Disbursements/Expenditures		613,997	92,615	14,089	132,136	852,837
23	OTHER SOURCES/USES OF FUNDS						
24	OTHER SOURCES OF FUNDS (7000)		0	0	0	0	0
25	OTHER USES OF FUNDS (8000)		0	0	0	0	0
26	TOTAL OTHER SOURCES/USES OF FUNDS		0	0	0	0	0
27	ESTIMATED ENDING FUND BALANCE		8,687,212	2,221,496	3,779,119	1,708,967	16,396,794

ILLINOIS STATE BOARD OF EDUCATION
School Business Services Division

	A	B	H	I	J	K	L
1	*School Districts Only		ESTIMATED BUDGET FY2022-2023				
2							
3	06-016-1030-02						
4	<i>District Number</i>						
5	Lyons Elementary School District 103						
6	<i>District Name</i>		Educational Fund	Operations & Maintenance Fund	Transportation Fund	Working Cash Fund	Total
7	ESTIMATED BEGINNING FUND BALANCE (must equal prior Ending Fund Balance)		8,687,212	2,221,496	3,779,119	1,708,967	16,396,794
8	RECEIPTS/REVENUES	Acct #					
9	LOCAL SOURCES	1000					0
10	FLOW-THROUGH RECEIPTS/REVENUES FROM ONE DISTRICT TO ANOTHER DISTRICT	2000					0
11	STATE SOURCES	3000					0
12	FEDERAL SOURCES	4000					0
13	Total Receipts/Revenues		0	0	0	0	0
14	DISBURSEMENTS/EXPENDITURES	Funct #					
15	INSTRUCTION	1000					0
16	SUPPORT SERVICES	2000					0
17	COMMUNITY SERVICES	3000					0
18	PAYMENTS TO OTHER DISTRICTS & GOVT. UNITS	4000					0
19	DEBT SERVICES	5000					0
20	PROVISION FOR CONTINGENCIES	6000					0
21	Total Disbursements/Expenditures		0	0	0		0
22	Excess of Receipts/Revenue Over/(Under) Disbursements/Expenditures		0	0	0	0	0
23	OTHER SOURCES/USES OF FUNDS						
24	OTHER SOURCES OF FUNDS (7000)						0
25	OTHER USES OF FUNDS (8000)						0
26	TOTAL OTHER SOURCES/USES OF FUNDS		0	0	0	0	0
27	ESTIMATED ENDING FUND BALANCE		8,687,212	2,221,496	3,779,119	1,708,967	16,396,794

ILLINOIS STATE BOARD OF EDUCATION
School Business Services Division

	A	B	M	N	O	P	Q
1	*School Districts Only		ESTIMATED BUDGET FY2023-2024				
2							
3	06-016-1030-02						
4	<i>District Number</i>						
5	Lyons Elementary School District 103						
6	<i>District Name</i>		Educational Fund	Operations & Maintenance Fund	Transportation Fund	Working Cash Fund	Total
7	ESTIMATED BEGINNING FUND BALANCE (must equal prior Ending Fund Balance)		8,687,212	2,221,496	3,779,119	1,708,967	16,396,794
8	RECEIPTS/REVENUES	Acct #					
9	LOCAL SOURCES	1000					0
10	FLOW-THROUGH RECEIPTS/REVENUES FROM ONE DISTRICT TO ANOTHER DISTRICT	2000					0
11	STATE SOURCES	3000					0
12	FEDERAL SOURCES	4000					0
13	Total Receipts/Revenues		0	0	0	0	0
14	DISBURSEMENTS/EXPENDITURES	Funct #					
15	INSTRUCTION	1000					0
16	SUPPORT SERVICES	2000					0
17	COMMUNITY SERVICES	3000					0
18	PAYMENTS TO OTHER DISTRICTS & GOVT. UNITS	4000					0
19	DEBT SERVICES	5000					0
20	PROVISION FOR CONTINGENCIES	6000					0
21	Total Disbursements/Expenditures		0	0	0		0
22	Excess of Receipts/Revenue Over/(Under) Disbursements/Expenditures		0	0	0	0	0
23	OTHER SOURCES/USES OF FUNDS						
24	OTHER SOURCES OF FUNDS (7000)						0
25	OTHER USES OF FUNDS (8000)						0
26	TOTAL OTHER SOURCES/USES OF FUNDS		0	0	0	0	0
27	ESTIMATED ENDING FUND BALANCE		8,687,212	2,221,496	3,779,119	1,708,967	16,396,794

ILLINOIS STATE BOARD OF EDUCATION
School Business Services Division

	A	B	R	S	T	U	V
1	*School Districts Only		ESTIMATED BUDGET FY2024-2025				
2							
3	06-016-1030-02						
4	<i>District Number</i>						
5	Lyons Elementary School District 103						
6	<i>District Name</i>		Educational Fund	Operations & Maintenance Fund	Transportation Fund	Working Cash Fund	Total
7	ESTIMATED BEGINNING FUND BALANCE (must equal prior Ending Fund Balance)		8,687,212	2,221,496	3,779,119	1,708,967	16,396,794
8	RECEIPTS/REVENUES	Acct #					
9	LOCAL SOURCES	1000					0
10	FLOW-THROUGH RECEIPTS/REVENUES FROM ONE DISTRICT TO ANOTHER DISTRICT	2000					0
11	STATE SOURCES	3000					0
12	FEDERAL SOURCES	4000					0
13	Total Receipts/Revenues		0	0	0	0	0
14	DISBURSEMENTS/EXPENDITURES	Funct #					
15	INSTRUCTION	1000					0
16	SUPPORT SERVICES	2000					0
17	COMMUNITY SERVICES	3000					0
18	PAYMENTS TO OTHER DISTRICTS & GOVT. UNITS	4000					0
19	DEBT SERVICES	5000					0
20	PROVISION FOR CONTINGENCIES	6000					0
21	Total Disbursements/Expenditures		0	0	0		0
22	Excess of Receipts/Revenue Over/(Under) Disbursements/Expenditures		0	0	0	0	0
23	OTHER SOURCES/USES OF FUNDS						
24	OTHER SOURCES OF FUNDS (7000)						0
25	OTHER USES OF FUNDS (8000)						0
26	TOTAL OTHER SOURCES/USES OF FUNDS		0	0	0	0	0
27	ESTIMATED ENDING FUND BALANCE		8,687,212	2,221,496	3,779,119	1,708,967	16,396,794

**ILLINOIS STATE BOARD OF EDUCATION
School Business Services Division**

	A	B	W	X	Y	Z
1	*School Districts Only		<p align="center">SUMMARY BUDGET ADDENDUM - DEFICIT REDUCTION PLAN ESTIMATED BUDGET <i>Date of Adoption:</i> <i>(Enter as MM/DD/YY)</i></p>			
2						
3	06-016-1030-02					
4	<i>District Number</i>					
5	Lyons Elementary School District 103					
6	<i>District Name</i>		FY2021-2022	FY2022-2023	FY2023-2024	FY2024-2025
7	ESTIMATED BEGINNING FUND BALANCE <i>(must equal prior Ending Fund Balance)</i>		15,543,957	16,396,794	16,396,794	16,396,794
8	RECEIPTS/REVENUES	Acct #				
9	LOCAL SOURCES	1000	21,780,847	0	0	0
10	FLOW-THROUGH RECEIPTS/REVENUES FROM ONE DISTRICT TO ANOTHER DISTRICT	2000	0	0	0	0
11	STATE SOURCES	3000	12,193,750	0	0	0
12	FEDERAL SOURCES	4000	9,994,831	0	0	0
13	Total Receipts/Revenues		43,969,428	0	0	0
14	DISBURSEMENTS/EXPENDITURES	Funct #				
15	INSTRUCTION	1000	21,129,644	0	0	0
16	SUPPORT SERVICES	2000	13,659,857	0	0	0
17	COMMUNITY SERVICES	3000	215,596	0	0	0
18	PAYMENTS TO OTHER DISTRICTS & GOVT. UNITS	4000	3,093,198	0	0	0
19	DEBT SERVICES	5000	0	0	0	0
20	PROVISION FOR CONTINGENCIES	6000	5,018,296	0	0	0
21	Total Disbursements/Expenditures		43,116,591	0	0	0
22	<i>Excess of Receipts/Revenue Over/(Under) Disbursements/Expenditures</i>		852,837	0	0	0
23	OTHER SOURCES/USES OF FUNDS					
24	OTHER SOURCES OF FUNDS (7000)		0	0	0	0
25	OTHER USES OF FUNDS (8000)		0	0	0	0
26	TOTAL OTHER SOURCES/USES OF FUNDS		0	0	0	0
27	ESTIMATED ENDING FUND BALANCE		16,396,794	16,396,794	16,396,794	16,396,794

Deficit Reduction Plan-Background/Assumptions (School Districts Only)
Fiscal Year 2021-2022 through Fiscal Year 2024-2025

Lyons Elementary School District 103 06-016-1030-02

Please complete the following schedule and include a brief description to identify any areas of the budget that will be impacted from one year to the next. If the deficit reduction plan relies upon new local revenues, identify contingencies for further budget reductions which will be enacted in the event those new revenues are not available.

1. Background and Narrative of Budget Reductions:

2. Assumptions Used in the Deficit Reduction Plan:

- EBF and Estimated New Tier Funding:

- Equal Assessed Valuation and Tax Rates:

- Employee Salaries and Benefits:

- Short and Long Term Borrowing:

- Educational Impact:

- Other Assumptions:

- Has the district considered shared services or outsourcing (Ex: Transportation, Insurance) If yes please explain:

ESTIMATED LIMITATION OF ADMINISTRATIVE COSTS (School Districts Only)

(For Local Use Only)

This is an estimated Limitation of Administrative Costs Worksheet only and will not be accepted for Official Submission of the Limitation of Administrative Costs Worksheet.

The worksheet is intended for use during the budgeting process to estimate the district's percent increase of FY2022 budgeted expenditures over FY2021 actual expenditures. Budget information is copied to this page. Insert the prior year estimated actual expenditures to compute the estimated percentage increase (decrease).

The official Limitation of Administrative Costs Worksheet is attached to the end of the Annual Financial Report (ISBE Form 50-35) and may be submitted in conjunction with that report.

An official Limitation of Administrative Costs Worksheet can also be found on the ISBE website at: [Limitation of Administrative Costs](#)

ESTIMATED LIMITATION OF ADMINISTRATIVE COSTS WORKSHEET
(Section 17-1.5 of the School Code)

School District Name: Lyons Elementary School District 103
RCDT Number: 06-016-1030-02

Description	Funct. No.	Estimated Actual Expenditures, Fiscal Year 2021				Budgeted Expenditures, Fiscal Year 2022			
		(10) Educational Fund	(20) Operations & Maintenance Fund	(80) Tort Fund	Total	(10) Educational Fund	(20) Operations & Maintenance Fund	(80) Tort Fund	Total
1. Executive Administration Services	2320				0	343,682		0	343,682
2. Special Area Administration Services	2330				0	181,045		0	181,045
3. Other Support Services - School Administration	2490				0	0		0	0
4. Direction of Business Support Services	2510				0	163,125	0	0	163,125
5. Internal Services	2570				0	0		0	0
6. Direction of Central Support Services	2610				0	0		0	0
7. Deduct - Early Retirement or other pension obligations required by state law and included above.					0				0
8. Totals		0	0	0	0	687,852	0	0	687,852
9. Estimated Percent Increase (Decrease) for FY2022 (Budgeted) over FY2021 (Actual)									Enter Actual Data

Reference Description

- ¹ Each fund balance should correspond to the fund balance reflected on the books as of June 30th - Balance Sheet Accounts #720 and #730 (audit figures, if available).
- ² Accounting and Financial Reporting for Certain Grants and Other Financial Assistance. The "On-Behalf" Payments should only be reflected on this page (Budget Summary, Lines 10 and 20).
- ³ Requires the secretary of the school board to notify the county clerk (within 30 days of the transfer approval) to abate an equal amount of taxes to be next extended. See Sec. 10-22.14 & 17-2.11.
- ^{3a} Requires notification to the county clerk to abate an equal amount from taxes next extended. See section 10-22.14
- ⁴ Principal on Bonds Sold:
- (1) Funding Bonds are to be entered in the fund or funds in which the liability occurs.
 - (2) Refunding Bonds can be entered in the Debt Services Fund only.
 - (3) Building Bonds can be entered in the Capital Projects Fund only.
 - (4) Fire Prevention and Safety Bonds can be entered in the Fire Prevention & Safety Fund only.
- ⁵
- The proceeds from the sale of school sites, buildings, or other real estate shall be used first to pay the principal and interest on any outstanding bonds on the property being sold, and after all such bonds have been retired, the remaining proceeds from the sale next shall be used by the school board to meet any urgent district needs as determined under Sections 2-3.12 and 17-2.11 of the School Code. Once these issues have been addressed, any remaining proceeds may be used for any other authorized purpose and for deposit into any district fund.
- ⁶ The School Code, Section 10-22.44 prohibits the transfer of interest earned on the investment of "any funds for purposes of Illinois Municipal Retirement under the Pension Code." This prohibition does not include funds for Social Security and Medicare-only purposes. For additional requirements on interest earnings, see 23 Illinois Administrative Code, Part 100, Section 100.50.
- ⁷ Cash plus investments must be greater than or equal to zero.
- ⁸ For cash basis budgets, this total will equal the Budget Summary - Total Direct Receipts/Revenues (Line 9) plus Total Other Sources of Funds (Line 46).
- ⁹ For cash basis budgets, this total will equal the Budget Summary - Total Direct Disbursements/Expenditures (Line 19) plus Total Other Uses of Funds (Line 79).
- ¹⁰ Working Cash Fund loans may be made to any district fund for which taxes are levied (Section 20-5 of the School Code).
- ¹¹ Include revenue accounts 1110 through 1115, 1117,1118 & 1120.
- ¹² The School Code Section 17-2.2c. Tax for leasing educational facilities or computer technology or both, and for temporary relocation expense purposes.
- ¹³ Corporate personal property replacement tax revenue must be first applied to the Municipal Retirement/Social Security Fund to replace tax revenue lost due to the abolition of the corporate personal property tax (30 ILCS 115/12). This provision does not apply to taxes levied for Medicare-Only purposes.
- ¹⁴
- Only tuition payments made to private facilities. See Functions 4200 or 4400 for estimated public facility disbursements/expenditures.
- ¹⁵ Payment towards the retirement of lease/purchase agreements or bonded/other indebtedness (principal only) otherwise reported within the fund - e.g.: alternate revenue bonds. (Describe & Itemize)
- ¹⁶ Only abolishment of Working Cash Fund must transfer its funds directly to the Educational Fund upon adoption of a resolution and at the close of the current school Year (see 105 ILCS 5/20-8 for further explanation)
- Only abatement of working cash fund can transfer its funds to any fund in most need of money (see 105 ILCS 5/20-10 for further explanation)

CHECK FOR ERRORS	
This worksheet checks various cells to assure that selected items are in balance. Out-of-balance conditions are accompanied by an error message. Errors must be corrected before the budget is finalized and submitted to ISBE.	
Budget Item References	Message
Is Deficit Reduction Plan Required? (Joint Agreements do not complete a deficit reduction plan.)	Congratulations! You have a balanced budget.
If required, is Deficit Reduction Plan Completed (Page: DefReductPlan 23-27)?	
1. Cover Page - "School District or Joint Agreement" and "CASH or ACCRUAL"	
Check School District or Joint Agreement.	School District
Check one type of Accounting Basis used on the Cover sheet.	ACCRUAL
2. Budget Summary: Other Sources (Page BudgetSum 2-3 - Acct 7000), must equal Other Uses (BudgetSum 2-3 - Acct. 8000).	
Estimated Beginning Fund Balance July,1 2021 for all Funds (Cells C3 - K3) (Line must have a number or zero. Do not leave blank.)	OK
Estimated Activity Fund Beginning Fund Balance July,1 2021 (Cell C83) (Cell must have a number or zero. Do not leave blank.)	OK
Transfer Among Funds (Funds 10, 20, 40 - Acct 7130 - Cells C29, D29, F29), must equal (Funds 10, 20 & 40 - Acct 8130 - Cells C52, D52, F52).	OK
Transfer of Interest (Funds 10 thru 90 - Acct 7140 - Cells C30:K30), must equal (Funds 10 thru 60, & 80 - Acct 8140 - Cells C53:H53, J53).	OK
Transfer to Debt Service to Pay Principal on Capital Leases (Fund 30 - Acct 7400 - Cell E39) must equal (Funds 10, 20 & 60 - Acct 8400 Cells C57:H60).	OK
Transfer to Debt Service to Pay Interest on Capital Leases (Fund 30 - Acct 7500 - Cell E40) must equal (Funds 10, 20 & 60 - Acct 8500 - Cells C61:H64).	OK
Transfer to Debt Service Fund to Pay Principal on Revenue Bonds (Fund 30 - Acct 7600 - Cell E41) must equal (Funds 10 & 20 - Acct 8600 - Cells C65:D68).	OK
Transfer to Debt Service to Pay Interest on Revenue Bonds (Fund 30 - Acct 7700 - Cell E42) must equal (Funds 10 & 20 - Acct 8700 - Cells C69:D72).	OK
Transfer to Capital Projects Fund (Fund 60 - Acct 7800 - Cell H43) must equal (Fund 10 & 20, Acct 8800 - Cells C73:D76).	OK
3. Summary of Cash Transactions: Beginning Cash Balance on Hand July 1, 2021, (CashSum 4, All Funds), cannot be negative.	
Educational (Fund 10 - Cell C3)	OK
Operations & Maintenance (Fund 20 - Cell D3)	OK
Debt Service (Fund 30 - Cell E3)	OK
Transportation (Fund 40 - Cell F3)	OK
Municipal Retirement/Social Security (Fund 50 - Cell G3)	OK
Capital Projects (Fund 60 - Cell H3)	OK
Working Cash (Fund 70 - Cell I3)	OK
Tort (Fund 80 - Cell J3)	OK
Fire Prevention & Safety (Fund 90 - Cell K3)	OK
Activity Funds (Cell C23)	OK
4. Summary of Cash Transactions: Ending Cash Balance on Hand June 30, 2022, (Page CashSum 4 - All Funds), cannot be negative.	
Educational (Fund 10 - Cell C21)	OK
Operations & Maintenance (Fund 20 - Cell D21)	OK
Debt Service (Fund 30 - Cell E21)	OK
Transportation (Fund 40 - F21)	OK
Municipal Retirement/Social Security (Fund 50 - Cell G21)	OK
Capital Projects (Fund 60 - H21)	OK
Working Cash (Fund 70 - Cell I21)	OK
Tort (Fund 80 - Cell J21)	OK
Fire Prevention & Safety (Fund 90 - Cell K21)	OK
5. Summary of Cash Transactions: Other Receipts, (Page CashSum 4), must equal Other Disbursements, (Page CashSum 4).	
Interfund Loans Payable (Funds 10:60, 80, 90 - Acct 411 - Cells C6:H6, J6:K6) must equal Interfund Loans Receivable (Funds 10:20, 40, 70 - Acct 141 - Cells C15:D15, F15, I15).	OK
Interfund Loans Receivable (Funds 10, 20, 40 & 70 - Acct 141 - Cells C7:D7, F7, I7) must equal Interfund Loans Payable (Funds 10:60, 80, 90 - Acct 411 - Cells C16:H16, J16, K16).	OK

End of Balancing

NOTICE OF PUBLIC HEARING

NOTICE IS HEREBY GIVEN by the Board of Education of Lyons Elementary School District 103, Cook County, Illinois that a tentative Budget for said School District for the fiscal year beginning July 1, 2021 and ending June 30, 2022, will be conveniently available for public inspection at the District Administrative Office, located at 4100 Joliet Avenue, Lyons, Illinois, from and after 8:30 a.m. on the 25th day of August, 2021 during regular business hours.


NOTICE IS FURTHER HEREBY GIVEN that a Public Hearing on said Budget will be held beginning at 5:45 p.m. on the 28th day of September, 2021 at George Washington Middle School, located at 8101 Ogden Avenue, Lyons, Illinois, in said School District No. 103.


Board of Education of Lyons Elementary School District No. 103, Cook County, Illinois.

Sara Andreas
Board Secretary
Lyons Elementary School District 103

2021-2022 SCHOOL YEAR COVID-19 PANDEMIC NAVIGATION GUIDE

LYONS ELEMENTARY SCHOOL DISTRICT 103






Lyons Elementary District 103

Serving the communities of Brookfield, Forest View, Lyons, McCook and Stickney

Working Together to Expand Student Opportunities

TABLE OF CONTENT

INTRODUCTION	3
SECTION 1: PREVENTION MANAGEMENT	4
1.1 TEST POSITIVITY METRICS	4
1.1.1 METRICS RATING SCALE & MITIGATIONS	4
1.2 FACE MASKING	6
1.3 SCREENING TESTING	7
1.4 WELLNESS SCREENING	7
1.5 SYMPTOMATIC AT SCHOOL	7
1.6 FOOD SERVICE & SCHOOL MEALS	8
1.7 SPORTS & EXTRACURRICULAR ACTIVITIES	8
SECTION 2: IMPACT MANAGEMENT	9
2.1 POSITIVE TEST RESULT REPORTING	9
2.2 POSITIVE TEST RESULT DISTRICT REACTION PLAN	9
SECTION 3: QUARANTINE PROCEDURES	11
3.1 POSITIVE TEST RESULTS	11
3.2 EXPERIENCING COVID-19 SYMPTOMS	11
3.2.1 COVID-19 SYMPTOMS	11
3.2.2 COVID-19 VACCINE SYMPTOMS	12
3.3 CLOSE CONTACT PERON	12
3.3.1 UNVACCINATED	12
3.3.2 VACCINATED	13
3.4 FEDERAL, STATE, OR LOCAL QUARANTINE	13



Lyons Elementary District 103

Serving the communities of Brookfield, Forest View, Lyons, McCook and Stickney

Working Together to Expand Student Opportunities


INTRODUCTION

This document is a tool intended to help Lyons Elementary School District staff and students navigate COVID-19 at Lyons School District 103. Current policies, procedures, labor contracts, memorandum of understandings, and administrative memos supersede any details in this document.

This document has been developed under the guidance of:

- [Centers of Disease Control and Prevention](#);
- [Illinois Department of Public Health](#);
- [Cook County Department of Public Health](#).

Guidelines are subject to change as the pandemic and the information surrounding it develops.



Lyons Elementary District 103

Serving the communities of Brookfield, Forest View, Lyons, McCook and Stickney
Working Together to Expand Student Opportunities

SECTION 1: PREVENTION MANAGEMENT

Lyons School District 103 will be layering multiple prevention strategies for staff and students to help reduce transmission risk of COVID-19.

1.1 TEST POSITIVITY METRICS

Lyons School District 103 is following return to learn guidelines from the Illinois Department of Public Health. Current guidance from the IDPH suggests that test positivity rate metrics are a useful tool to assist with determining school safety precautions. Lyons School District 103 will utilize test positivity metrics of community spread to help determine how cautious prevention strategies will be each week to protect in-person learning.


We will update our website every Friday with this information to keep parents and staff informed.

In order for Lyons Elementary School District 103 to make the best decision regarding our students' and staff's safety, we will be using data specific to the zip code areas that are served by the District. Lyons Elementary School District 103 serves students in the following communities: Lyons (60534), Stickney (60402), Forest View (60402), McCook (60525), Brookfield (60513).

1.1.1 METRICS RATING SCALE & MITIGATIONS

- Low: Test positivity is $\leq 1\%$
- Minimal: Test positivity is $>1.1\%$ and $\leq 5.0\%$
- Moderate: Test positivity is $>5.1\%$ and $\leq 8.0\%$
- Substantial: Test positivity is $>8.0\%$

MITIGATION TOOLKIT				
METRICS RATING	LOW ($\leq 1.00\%$)	MINIMAL (1.01%-5.00%)	MODERATE (5.01%-8.00%)	SUBSTANTIAL ($>8.00\%$)
Personal Hygiene	Frequent handwashing, covering mouth when coughing or sneezing, etc.	Frequent handwashing, covering mouth when coughing or sneezing, etc.	Frequent handwashing, covering mouth when coughing or sneezing, etc.	Frequent handwashing, covering mouth when coughing or sneezing, etc.
P Hallway	None	Maintain at least	Maintain at least	Maintain at least




Lyons Elementary District 103

Serving the communities of Brookfield, Forest View, Lyons, McCook and Stickney

Working Together to Expand Student Opportunities

H Y S I C A L D I S T A N C I N G	Classroom		3 feet whenever possible	3 feet	6 feet whenever possible
		None	Maintain at least 3 feet whenever possible	Maintain at least 3 feet	Maintain at least 6 feet whenever possible
		None	Maintain at least 3 feet whenever possible with table partitions between students	Maintain at least 3 feet with table partitions between students	Maintain at least 6 feet whenever possible with table partitions between students
S C R E E N I N G T E S T I N G	Large Gathering	None	Maintain at least 3 feet whenever possible	Maintain at least 3 feet up to a maximum of 50 participants	Cancel or hold virtually to protect in-person learning, unless all participants are vaccinated
	Staff	Offered to unvaccinated staff 1x per week	Offered to unvaccinated staff 1x per week	Offered to unvaccinated staff 1x per week	Required for unvaccinated staff 1x per week
	Students	Offered to unvaccinated students 1x per week	Offered to unvaccinated students 1x per week	Offered to unvaccinated students 1x per week	Required for unvaccinated students 1x per week
	High-Risk Sports & Activities ¹	Offered to unvaccinated participants 1x per week	Offered to unvaccinated participants 1x per week	Offered to unvaccinated participants 2x per week	Cancel or hold virtually to protect in-person learning, unless all participants are vaccinated
	Low/Intermediate-Risk Sports & Activities ¹	Offer to unvaccinated participants 1x per week	Offer to unvaccinated participants 1x per week	Offered to unvaccinated participants 1x per week	Required for unvaccinated participants 1x per week



Lyons Elementary District 103


Serving the communities of Brookfield, Forest View, Lyons, McCook and Stickney
Working Together to Expand Student Opportunities

Test to Stay	Voluntary	Voluntary	Voluntary	Voluntary
Wellness Screening	Daily self-assessment before entering school building; Stay home when sick	Daily self-assessment before entering school building; Stay home when sick	Daily self-assessment before entering school building; Stay home when sick	Daily self-assessment before entering school building; Stay home when sick
Contact Tracing	Follow IDPH guidelines	Follow IDPH guidelines	Follow IDPH guidelines	Follow IDPH guidelines
Improved Ventilation	Air purifying systems added to all classrooms without windows / windows that open	Air purifying systems added to all classrooms without windows / windows that open	Air purifying systems added to all classrooms without windows / windows that open	Air purifying systems added to all classrooms without windows / windows that open
Cohorting	Normal	Minimal increase	Moderate increase	Substantial increase
Group Work	Ample	Ample	Limited	None
P.E. Uniform Dressing	Yes	Yes	Yes	No
Cleaning	Daily	Daily	Daily	Daily

¹ The NCAA has developed a risk stratification for sports. See https://ncaaorg.s3.amazonaws.com/ssi/COVID/SSI_ResocializationDevelopingStandardsSecondEdition.pdf. Examples of low-risk sports are diving and golf; intermediate-risk sport examples are baseball and cross country; high-risk sport examples are football and wrestling. High-risk extracurricular activities are those in which increased exhalation occurs, such as activities that involve singing, shouting, band, or exercise, especially when conducted indoors.

1.2 FACE MASKING

Vaccinated & unvaccinated staff and students are required to wear a face mask when in Lyons School District 103 buildings and school transportation. Staff and students are expected to wear face coverings when they enter District buildings and should be prepared with their own face



Lyons Elementary District 103

Serving the communities of Brookfield, Forest View, Lyons, McCook and Stickney
Working Together to Expand Student Opportunities

coverings. The District will supply face masks should staff or students require an emergency face covering.

Vaccinated & unvaccinated staff and students are recommended to wear a face mask when in crowded outdoor settings or during activities that involve sustained close contact with people while on Lyons School District 103 property.

Staff and students who cannot wear a mask, or cannot safely wear a mask, because of a disability as defined by the Americans with Disabilities Act (ADA) (42 U.S.C. 12101 et seq.) must notify Lyons School District 103 to discuss the possibility of reasonable accommodation. When masks are worn by staff and students, the masks should meet CDC recommendations.

1.3 SCREENING TESTING

Screening testing will be offered to staff and students on a voluntary basis as defined in the **Section 1.1 Test Positivity Metrics Mitigation Toolkit** table.

Screening testing is testing for the COVID-19 virus in asymptomatic staff and students who have not had known or suspected exposure to COVID-19. Lyons School District 103 will utilize polymerase chain reaction (PCR) testing. The PCR test is the most accurate and reliable testing available to date to detect the COVID-19 virus.


Test to Stay screening will be available for all students and staff as defined in the **Section 1.1 Test Positivity Metrics Mitigation Toolkit** table. The goals of Test to Stay are to allow students and staff to participate in in-person learning as safely as possible while lessening the burden of quarantine on students, staff, and families.

1.4 WELLNESS SCREENING

All staff and students are required to complete a **COVID-19 Daily Wellness Screening Agreement** through Skyward before the start of the 2021-2022 school year. If staff or students fail their daily self-assessment wellness screening, reference Section 3 COVID-19 Quarantine Procedures.

1.5 SYMPTOMATIC AT SCHOOL

If a student becomes symptomatic for COVID-19 at school, they are instructed to notify a staff member as soon as possible. The staff member will contact the Building Principal to relocate the student to the building's quarantine location. Quarantine locations are determined on a building by building basis, in collaboration with the Building Leadership Team, to best fit the needs of



Lyons Elementary District 103

Serving the communities of Brookfield, Forest View, Lyons, McCook and Stickney

Working Together to Expand Student Opportunities

each school. The Building Nurse will evaluate symptomatic students in the quarantine location to determine best next steps in accordance with the [IDPH Decision Tree for Symptomatic Individuals](#).


1.6 FOOD SERVICE & SCHOOL MEALS

Students will be assigned a seat in the cafeteria and/or classroom to aid in contact tracing.

1.7 SPORTS & EXTRACURRICULAR ACTIVITIES

School-sponsored sports and extracurricular activities provide students with enrichment opportunities that can help them learn and achieve, and support their social, emotional, and mental health. People who are fully vaccinated can refrain from quarantine following a known exposure if asymptomatic, facilitating continued participation in in-person learning, sports, and extracurricular activities.

Prevention strategies for those who are not fully vaccinated in these activities remain important and will comply with school day policies and procedures. Students should refrain from these activities when they have symptoms consistent with COVID-19 and should be tested. Students who are not fully vaccinated and participate in indoor sports and other higher-risk activities should continue to wear masks and keep physical distance as much as possible.



Lyons Elementary District 103

Serving the communities of Brookfield, Forest View, Lyons, McCook and Stickney

Working Together to Expand Student Opportunities

SECTION 2: IMPACT MANAGEMENT

2.1 POSITIVE TEST RESULT REPORTING


All staff and students are required to report their COVID-19 positive test results to Lyons Elementary School District 103.

If staff or students test positive for COVID-19, contact the **District Nurse** at (708) 821-8720 as soon as physically possible.

2.2 POSITIVE TEST RESULT DISTRICT REACTION PLAN

After notification is received from a confirmed COVID-19 Positive Person...

- STEP 1:** The District Nurse notifies the Building Nurse.
- STEP 2:** The Building Nurse and delegated staff begin contact and surface tracing.
- STEP 3:** The Building Nurse communicates all findings to the Cook County Health Department (via email/phone) when all contact tracing has been completed.
- STEP 4:** The Building Nurse communicates all findings and CCHD instructions to the District Nurse, Building Principal, and Superintendent.
- STEP 5:** The District Nurse calls any known people that were in close contact with the COVID-19 Positive Person and provides quarantine instructions.
- STEP 6:** The Building Principal calls the Building & Grounds Director to determine the disinfectant plan based on the rooms/area affected and the number of Close Contact Person(s).
- STEP 7:** The Superintendent sends a detailed letter to staff and/or the community.
- STEP 8:** The District Nurse maintains contact with the COVID-19 Positive Person and Close Contact Person(s), communicating to the Building Principal any specific dates of return.




Lyons Elementary District 103

Serving the communities of Brookfield, Forest View, Lyons, McCook and Stickney

Working Together to Expand Student Opportunities

Close Contact Person(s): Any person within 6-feet of a COVID-19 infected person for at least 15 minutes within 48-hours before the onset of symptoms or a positive test result.



SECTION 3: QUARANTINE PROCEDURES

Lyons School District 103 will utilize polymerase chain reaction (PCR) testing. The PCR test is the most accurate and reliable testing available to date to detect the COVID-19 virus.

3.1 POSITIVE TEST RESULTS

If COVID-19 staff or students test positive for COVID-19...

STEP 1: Contact the District Nurse as soon as physically possible.

STEP 2: Quarantine for ten (10) calendar days from the onset of symptoms OR as otherwise advised by the District Nurse in accordance with the [IDPH Decision Tree for Symptomatic Individuals](#).

Maintain contact with the District Nurse throughout quarantine.

3.2 EXPERIENCING COVID-19 SYMPTOMS

If COVID-19 staff or students are experiencing COVID-19 symptoms...

STEP 1: Notify the District Nurse as soon as physically possible.

STEP 2: TEST TO STAY: Conduct PCR testing to confirm if symptoms are COVID-19 related.

STEP 3: NEGATIVE TEST RESULTS: As long as results remain negative, staff and students are not required to quarantine and should continue to remain in school.


POSITIVE TEST RESULTS: Quarantine until symptoms have improved while following directions from the health care provider, recommended treatment, and return to work guidance OR as otherwise advised by the District Nurse in accordance with the [IDPH Decision Tree for Symptomatic Individuals](#).

Maintain contact with the District Nurse throughout quarantine.

3.2.1 COVID-19 SYMPTOMS

Symptoms may appear 2-14 days after exposure to the virus. People with the following symptoms may have COVID-19.

- Fever;
- New cough;



Lyons Elementary District 103

Serving the communities of Brookfield, Forest View, Lyons, McCook and Stickney

Working Together to Expand Student Opportunities

- Shortness of breath;
- Difficulty breathing;
- Fatigue from unknown cause;
- Muscle or body aches;
- Moderate to severe headache;
- New loss of taste or smell;
- Sore throat;
- Nausea or vomiting;
- Diarrhea.

This list does not include all possible symptoms.

3.2.2 COVID-19 VACCINE SYMPTOMS

Staff or students who have received the COVID-19 vaccination in the prior three days may experience COVID-19 symptoms related to the vaccine. People with the following symptoms may have COVID-19.

UNLIKELY VACCINE RELATE

- Cough;
- Shortness of breath;
- Rhinorrhea;
- Loss of taste/smell.

MAY BE VACCINE RELATED

- Chills;
- Headache;
- Myalgia;
- Arthralgia;
- Fatigue.

This list does not include all possible symptoms.

3.3 CLOSE CONTACT PERON

All Close Contact Persons should continue to monitor for symptoms for 14 days after the exposure. If any symptoms develop, refer to **Section 3.2 Experiencing COVID-19 Symptoms**.


3.3.1 UNVACCINATED

If COVID-19 unvaccinated staff or students receive notification that they have been deemed to have had close contact with a COVID-19 Positive Person...

STEP 1: Notify the District Nurse as soon as physically possible.

STEP 2: TEST TO STAY: Conduct PCR testing to confirm if symptoms are COVID-19 related.

STEP 3: NEGATIVE TEST RESULTS: As long as results remain negative, staff and students are not required to quarantine and should continue to remain in school.



Lyons Elementary District 103

Serving the communities of Brookfield, Forest View, Lyons, McCook and Stickney
Working Together to Expand Student Opportunities

POSITIVE TEST RESULTS: Quarantine for seven (7) calendar days OR as otherwise advised by the District Nurse in accordance with the [IDPH Decision Tree for Symptomatic Individuals](#).

Maintain contact with the District Nurse throughout quarantine.

3.3.2 VACCINATED

COVID-19 vaccinated staff and students may not need to quarantine when they receive notification that they have been deemed to have had close contact with a COVID-19 Positive Person if they meet all the following criteria:

1. Are fully vaccinated (i.e., ≥ 2 weeks following receipt of the second dose in a 2-dose series, or ≥ 2 weeks following receipt of one dose of a single-dose vaccine).
2. Have remained asymptomatic since the current COVID-19 exposure.

Note that fully vaccinated is defined as ≥ 2 weeks following receipt of the second dose in a 2-dose series, or ≥ 2 weeks following receipt of one dose of a single-dose vaccine. If students or staff have received both doses, but an exposure to a COVID-19 case occurs before it has been a full two weeks after completing the vaccine series, refer to **Section 3.3.1 Close Contact Person - Unvaccinated**.

3.4 FEDERAL, STATE, OR LOCAL QUARANTINE

If COVID-19 staff or students are subject to a Federal, State, or local quarantine or isolation order related to COVID-19...


STEP 1: Notify the District Nurse as soon as physically possible.

STEP 2: TEST TO STAY: Conduct PCR testing to confirm if symptoms are COVID-19 related.

STEP 3: NEGATIVE TEST RESULTS: As long as results remain negative, staff and students are not required to quarantine and should continue to remain in school.

POSITIVE TEST RESULTS: Quarantine until the Federal, State, or local quarantine or isolation order is over OR as otherwise advised by the District Nurse in accordance with the [IDPH Decision Tree for Symptomatic Individuals](#).

Maintain contact with the District Nurse throughout quarantine.



Working Together to Expand Student Opportunities

Serving the communities of Brookfield, Forest View, Lyons,
McCook and Stickney.

July YTD Financials

Fiscal Year 2022

Presented to BOE

8/24/2021

**Lyons School District 103
EDUCATION FUND
Y-T-D REVENUE and EXPENSE by SOURCE**

31-Jul-21

REVENUES	Tentative Budget FY2022	% Of Total Revenue	Monthly July	YTD as of 7/31/2021	Percent of Budget Realized
Property Taxes	\$ 15,975,286	44.9%			0.0%
Corporate Per. Prop. Replacement Taxes	\$ 2,088,292	5.9%	\$ 438,816	\$ 438,816	21.0%
State Evidence Based Funding (EBF)	\$ 8,822,349	24.8%			0.0%
Categorical State Aid	\$ 846,412	2.4%	\$ 165,746	\$ 165,746	19.6%
State Early Childhood Block Grant	\$ 673,005	1.9%	\$ 528,441	\$ 528,441	78.5%
Federal Nutrition Program	\$ 500,000	1.4%	\$ (140,508)	\$ (140,508)	-28.1%
Federal Title 1	\$ 822,530	2.3%			0.0%
Other Federal	\$ 5,566,034	15.7%	\$ 171,394	\$ 171,394	3.1%
Earnings on Investments	\$ 103,314	0.3%			0.0%
Food Service	\$ -	0.0%	\$ 489	\$ 489	0.0%
Fees	\$ 31,902	0.1%	\$ 448	\$ 448	1.4%
Before School Care & Camps	\$ 123,108	0.3%			0.0%
Other Revenue	\$ 3,500	0.0%	\$ 430	\$ 430	12.3%
Total Revenue	\$ 35,555,732	100.0%	\$ 1,165,256	\$ 1,165,256	3.3%

EXPENDITURES	Budget FY2022	% Of Total Expense	Monthly July	YTD as of 7/31/2021	Percent of Budget Expended
Salaries	\$ 18,641,681	53.4%	\$ 279,753	\$ 279,753	1.5%
Benefits	\$ 5,064,489	14.5%	\$ 37,756	\$ 37,756	0.7%
Purchased Services	\$ 4,338,366	12.4%	\$ 1,357,225	\$ 1,357,225	31.3%
Supplies	\$ 1,689,751	4.8%	\$ 590,849	\$ 590,849	35.0%
Capital Outlay	\$ 201,519	0.6%		\$ -	0.0%
Special Ed Tuition	\$ 4,807,182	13.8%	\$ 1,107,517	\$ 1,107,517	23.0%
Dues&Fees/Tuition/Contingency	\$ 198,747	0.6%	\$ 31,379	\$ 31,379	15.8%
Total Expenditures	34,941,735	100.0%	3,404,479	3,404,479	9.7%

Surplus/(Deficit)	613,997	(2,239,223)	(2,239,223)
--------------------------	----------------	--------------------	--------------------

**Lyons School District 103
OPERATIONS AND MAINTENANCE FUND
Y-T-D REVENUE and EXPENSE by SOURCE**

31-Jul-21

REVENUES	Tentative Budget FY2022	% Of Total Revenue	Monthly July	Actual as of 7/31/2021	Percent of Budget Realized
Property Taxes	\$ 2,048,953	32.4%			0.0%
General State Aid	\$ 1,150,000	18.2%			0.0%
Federal Aid	\$ -	0.0%			0.0%
Earnings on Investments	\$ 26,729	0.4%			0.0%
Rentals	\$ -	0.0%			0.0%
Maintenance Grant	\$ -	0.0%			0.0%
Other Revenue Sources	\$ 3,106,267	49.1%			0.0%
Total Revenue	\$ 6,331,948	100.0%	\$ -	\$ -	0.0%

EXPENDITURES	Budget FY2022	% Of Total Expense	Monthly July	Actual as of 7/31/2021	Percent of Budget Expended
Salaries	\$ 805,235	12.9%	\$ 88,384	\$ 88,384	11.0%
Benefits	\$ 277,718	4.5%	\$ 5	\$ 5	0.0%
Purchased Services	\$ 1,246,155	20.0%	\$ 30,835	\$ 30,835	2.5%
Supplies	\$ 1,051,250	16.8%	\$ 34,721	\$ 34,721	3.3%
Capital Outlay	\$ 326,315	5.2%	\$ 5,950	\$ 5,950	1.8%
Other Objects	\$ 2,509,686	40.2%	\$ -	\$ -	0.0%
Dues&Fees/Contingency	\$ 22,975	0.4%	\$ 656	\$ 656	2.9%
Total Expenditures	\$ 6,239,334	100.0%	\$ 160,551	\$ 160,551	2.6%

Surplus/(Deficit)	92,614		\$ (160,551)	(160,551)	
--------------------------	---------------	--	---------------------	------------------	--

Lyons School District 103
IMRF/SS/Medicare
Y-T-D REVENUE and EXPENSE by SOURCE

31-Jul-21

REVENUES	Tentative Budget FY2022	% Of Total Revenue	Monthly July	Actual as of 7/31/2021	Percent of Budget Realized
Property Taxes	\$ 803,704	80.0%			0.0%
Corp. Pers. Property Repl. Tax	\$ 180,000	17.9%	\$ 180,000	\$ 180,000	100.0%
Earnings on Investments	\$ 21,285	2.1%			0.0%
Other Revenue	\$ -	0.0%	\$ -		0.0%
Total Revenue	\$ 1,004,989	100.0%	\$ 180,000	\$ 180,000	17.9%

EXPENDITURES	Tentative Budget FY2022	% Of Total Expense	Monthly July	Actual as of 7/31/2021	Percent of Budget Expended
Benefits	\$ 999,297	100.0%	\$ 34,695	\$ 34,695	3.5%
Purchased Services	\$ -	0.0%	\$ -		0.0%
Total Expenditures	\$ 999,297	100.0%	\$ 34,695	\$ 34,695	3.5%

Surplus/(Deficit)	5,692		145,305	145,305	
--------------------------	--------------	--	----------------	----------------	--

Lyons School District 103
TORT
Y-T-D REVENUE and EXPENSE by SOURCE
31-Jul-21

REVENUES	Tentative Budget FY2022	% Of Total Revenue	Monthly July	Actual as of 7/31/2021	Percent of Budget Realized
Property Taxes	\$ 235,569	96.0%			0.0%
Earnings on Investments	\$ 9,920	4.0%			0.0%
Other Revenue	\$ -	0.0%	\$ -		0.0%
Total Revenue	\$ 245,489	100.0%	\$ -	\$ -	0.0%
EXPENDITURES	Budget FY2022	% Of Total Expense	Monthly July	Actual as of 7/31/2021	Percent of Budget Expended
Salaries	\$ 70,000	0.0%			0.0%
Purchase Services	\$ 245,312	100.0%			0.0%
Total Expenditures	\$ 315,312	100.0%	\$ -	\$ -	0.0%
Surplus/(Deficit)	(69,823)		-	-	

**Lyons School District 103
TRANSPORTATION FUND
Y-T-D REVENUE and EXPENSE by SOURCE**

31-Jul-21

REVENUES	Tentative Budget FY2022	% Of Total Revenue	Monthly July	Actual as of 7/31/2021	Percent of Budget Realized
Property Taxes	\$ 1,216,761	62.4%			0.0%
Categorical State Aid	\$ 701,984	36.0%	\$ 226,642	\$ 226,642	32.3%
Earnings on Investments	\$ 30,866	1.6%			0.0%
Other Revenue	\$ -	0.0%			0.0%
Total Revenue	\$ 1,949,611	100.0%	\$ 226,642	\$ 226,642	11.6%

EXPENDITURES	Tentative Budget FY2022	% Of Total Expense	Monthly July	Actual as of 7/31/2021	Percent of Budget Expended
Salaries	\$ 31,322	1.6%			0.0%
Benefits	\$ 7,910	0.4%			0.0%
Purchased Services	\$ 1,896,290	98.0%	\$ 40,205	\$ 40,205	2.1%
Supplies	\$ -	0.0%			0.0%
Capital Outlay	\$ -	0.0%			0.0%
Dues&Fees/Contingency	\$ -	0.0%			0.0%
Total Expenditures	\$ 1,935,522	100.0%	\$ 40,205	\$ 40,205	2.1%

Surplus/(Deficit)	14,089		186,438	186,438	
--------------------------	---------------	--	----------------	----------------	--

**Lyons School District 103
WORKING CASH FUND
Y-T-D REVENUE and EXPENSE by SOURCE**

31-Jul-21

REVENUES	Tentative Budget FY2022	% Of Total Revenue	Monthly July	Actual as of 7/31/2021	Percent of Budget Realized
Property Taxes	\$ 114,850	86.9%			0.0%
Earnings on Investments	\$ 17,285	13.1%			0.0%
Total Revenue	\$ 132,135	100.0%	\$ -	\$ -	0.0%
EXPENDITURES	Budget FY2022	% Of Total Expense	Monthly July	Actual as of 7/31/2021	Percent of Budget Expended
Interfund Transfer	\$ -	0.0%	\$ -	\$ -	0.0%
Total Expenditures	\$ -	0.0%	\$ -	\$ -	0.0%
Surplus/(Deficit)	132,135		-	-	

Lyons School District 103
Total Operating Funds
Y-T-D REVENUE and EXPENSE by SOURCE

31-Jul-21

REVENUES	Tentative Budget FY2022	% Of Total Revenue	Monthly July	Actual as of 7/31/2021	Percent of Budget Realized
Property Taxes	\$ 20,395,123	45.1%	\$ -	\$ -	0.0%
Corporate Pers. Prop. Replacement Taxes	2,268,292	5.0%	\$ 618,816	\$ 618,816	27.3%
General State Aid	9,972,349	22.1%	-	-	0.0%
Categorical State Aid	1,548,396	3.4%	392,389	392,389	25.3%
State Early Childhood Block Grant	673,005	1.5%	528,441	528,441	78.5%
Federal Nutrition Program	500,000	1.1%	(140,508)	(140,508)	-28.1%
Federal Title 1	822,530	1.8%	-	0	0.0%
Other Federal	5,566,034	12.3%	171,394	171,394	3.1%
Earnings on Investments	209,399	0.5%	0	0	0.0%
Food Service	-	0.0%	489	489	0.0%
Fees	31,902	0.1%	448	448	1.4%
Before School Care, Camps	123,108	0.3%	-	-	0.0%
Rentals	-	0.0%	-	-	0.0%
Maintenance Grants	-	0.0%	-	-	0.0%
Other Revenue	3,109,767	6.9%	430	430	0.0%
Total Revenue	\$ 45,219,904	100.0%	\$ 1,571,898	\$ 1,571,898	3.5%

EXPENDITURES	Tentative Budget FY2022	% Of Total Expense	Monthly July	Actual as of 7/31/2021	Percent of Budget Expended
Salaries	\$ 19,548,238	44.0%	\$ 368,137	\$ 368,137	1.9%
Benefits	5,350,117	12.0%	37,761	37,761	0.7%
IMRF/FICA/SS/Medicare	999,297	2.2%	34,695	34,695	3.5%
Purchased Services	7,726,123	17.4%	1,428,264	1,428,264	18.5%
Supplies	2,741,001	6.2%	625,570	625,570	22.8%
Capital Outlay	527,834	1.2%	5,950	5,950	1.1%
Special Ed Tuition	4,807,182	10.8%	1,107,517	1,107,517	23.0%
Dues&Fees/Contingency	2,731,408	6.1%	32,035	32,035	1.2%
Total Expenditures	\$ 44,431,200	100.0%	\$ 3,639,930	\$ 3,639,930	8.2%

Surplus/(Deficit)	\$ 788,704		\$ (2,068,031)	\$ (2,068,031)	
--------------------------	-------------------	--	-----------------------	-----------------------	--

**Lyons School District 103
DEBT SERVICE FUND
Y-T-D REVENUE and EXPENSE by SOURCE**

31-Jul-21

REVENUES	Tentative Budget FY2022	% Of Total Revenue	Monthly July	Actual as of 7/31/2021	Percent of Budget Realized
Property Taxes	\$ 981,699	99.1%			0.0%
Earnings on Investments	\$ 9,274	0.9%			0.0%
Total Revenue	\$ 990,973	100.0%	\$ -	\$ -	0.0%
EXPENDITURES	Budget FY2022	% Of Total Expense	Monthly July	Actual as of 7/31/2021	Percent of Budget Expended
Debt Service	\$ 1,043,175	100.0%			0.0%
Total Expenditures	\$ 1,043,175	100.0%	\$ -	\$ -	0.0%
Surplus/(Deficit)	(52,202)		-	-	

**Lyons School District 103
CAPITAL PROJECTS FUND
Y-T-D REVENUE and EXPENSE by SOURCE**

31-Jul-21

REVENUES	Tentative Budget FY2022	% Of Total Revenue	Monthly July	Actual as of 7/31/2021	Percent of Budget Realized
Earnings on Investments	\$ 5	100.0%			0.0%
Total Revenue	\$ 5	100.0%	\$ -	\$ -	0.0%

EXPENDITURES	Budget FY2022	% Of Total Expense	Monthly July	Actual as of 7/31/2021	Percent of Budget Expended
Capital Outlay	\$ -	0.0%			0.0%
Total Expenditures	\$ -	0.0%	\$ -	\$ -	0.0%

Surplus/(Deficit)	5		-	-	
--------------------------	----------	--	----------	----------	--

**Lyons School District 103
LIFE SAFETY FUND
Y-T-D REVENUE and EXPENSE by SOURCE**

31-Jul-21

REVENUES	Tentative Budget FY2022	% Of Total Revenue	Monthly July	Actual as of 7/31/2021	Percent of Budget Realized
Property Taxes	\$ 206,051	76.9%			0.0%
Earnings on Investments	\$ 11,862	4.4%			0.0%
Other Revenue	\$ 50,000	18.7%			0.0%
Total Revenue	\$ 267,913	81.3%	\$ -	\$ -	0.0%
EXPENDITURES	Budget FY2022	% Of Total Expense	Monthly July	Actual as of 7/31/2021	Percent of Budget Expended
Purchased Services	\$ 159,740	100.0%			0.0%
Total Expenditures	\$ 159,740	100.0%	\$ -	\$ -	0.0%
Surplus/(Deficit)	108,173		-	-	

Lyons School District 103
Total All Funds
Y-T-D REVENUE and EXPENSE by SOURCE

31-Jul-21

REVENUES	Tentative Budget FY2022	% Of Total Revenue	Monthly July	Actual as of 7/31/2021	Percent of Budget Realized
Property Taxes	\$ 21,582,878	46.4%	\$ -	\$ -	0.0%
Corporate Pers. Prop. Replacement Taxes	2,268,292	4.9%	\$ 618,816	618,816	27.3%
General State Aid	9,972,349	21.5%	-	-	0.0%
Categorical State Aid	1,548,396	3.3%	392,389	392,389	25.3%
State Early Childhood Block Grant	673,005	1.4%	528,441	528,441	78.5%
Federal Nutrition Program	500,000	1.1%	(140,508)	(140,508)	-28.1%
Federal Title 1	822,530	1.8%	-	0	0.0%
Other Federal	5,566,034	12.0%	171,394	171,394	3.1%
Earnings on Investments	230,535	0.5%	-	0	0.0%
Food Service	-	0.0%	489	489	0.0%
Fees	31,902	0.1%	448	448	1.4%
Before School Care, Camps	123,108	0.3%	-	-	0.0%
Rentals	-	0.0%	-	-	0.0%
Maintenance Grants	-	0.0%	-	-	0.0%
Other Revenue	3,159,767	6.8%	430	430	0.0%
Total Revenue	\$ 46,478,795	100.0%	\$ 1,571,898	\$ 1,571,898	3.4%

EXPENDITURES	Budget FY2022	% Of Total Expense	Monthly July	Actual as of 7/31/2021	Percent of Budget Expended
Salaries	\$ 19,548,238	42.8%	\$ 368,137	\$ 368,137	1.9%
Benefits	5,350,117	11.7%	37,761	37,761	0.7%
IMRF/FICA/SS/Medicare Fund	999,297	2.2%	34,695	34,695	3.5%
Debt Service Fund	1,043,175	2.3%	-	-	0.0%
Life Safety Fund	159,740	0.4%	-	-	0.0%
Purchased Services	7,726,123	16.9%	1,428,264	1,428,264	18.5%
Supplies	2,741,001	6.0%	625,570	625,570	22.8%
Capital Outlay	527,834	1.2%	5,950	5,950	1.1%
Special Ed Tuition	4,807,182	10.5%	1,107,517	1,107,517	23.0%
Dues&Fees/Contingency	2,731,408	6.0%	32,035	32,035	1.2%
Total Expenditures	\$ 45,634,115	100.0%	\$ 3,639,930	\$ 3,639,930	8.0%


Surplus/(Deficit)	\$ 844,680		\$ (2,068,031)	\$ (2,068,031)	
--------------------------	-------------------	--	-----------------------	-----------------------	--

Lyons Elementary School District 103
 Fiscal Year 2021-2022 Fund Balance

Source: Lyons Elementary School District 103 Monthly Reports

Fund	Fiscal Year 2021-2022											
	July	August	September	October	November	December	January	February	March	April	May	June
Education	\$ 5,833,992.65											
Operations & Maintenance	1,968,330.34											
Debt Service	828,881.00											
Transportation	3,951,467.81											
IMRF/SS/Medicare	1,608,777.00											
Capital Projects	453.00											
Working Cash	1,576,831.00											
Tort	176,524.00											
Life Safety	1,269,693.00											
Total	\$ 17,214,949.80	\$ -	\$ -	\$ -	\$ -	\$ -	\$ -	\$ -	\$ -	\$ -	\$ -	\$ -

2020-2021 Fund Balance by Fund



To Township Treasurer: The following payments were approved by the Board of Education, at a meeting held on August 24, 2021
 Checks for the amount shown are hereby requested:

PAYEE	DATE PAID	AMOUNT
Net Salaries	7/15/2021	\$ 141,584.27
First American Bank H S A	Employee Deduction	
Inland Bank H S A	Employee Deduction	\$ 250.00
AXA Equitable Life	OMNI Liability	\$ 1,654.50
Bank One	Federal Withholding - Payroll Taxes Employee/Employer	\$ 30,169.65
First Investors Group	OMNI Liability	
Illinois Department of Revenue	State Withholding Employee/Employer	\$ 6,450.37
Illinois Municipal Retirement	*	\$ 4,889.47
NuMark Credit Union	Credit Union Deductions Employee Deductions	\$ 1,265.00
Teachers' Health Insurance Security	TRS EMPLOYEE PAID	\$ 179.73
Teachers' Retirement System - * State of Illinois	THIS Board Paid 0.92% "THIS"	\$ 5,144.86
AIG VALIC	OMNI Liability	
Great American Financial Resources	OMNI Liability	
Guardian Vision	Employees' Portion	\$ 135.93
Illinois Municipal Retirement		\$ 8,601.04
Lincoln Investment Planning	OMNI Liability	\$ 25.00

Teachers' Retirement System State of Illinois	TRS Board Paid .0058 Add On &	\$	830.31
Waddell & Reed, Inc.	OMNI Liability		
Expert Pay	Child Support	\$	447.00
AXA Equitable Life (457B)	Employee Deduction - 457B		
SEIU Local 73 COPE		\$	27.50
Service Employees International Union Local 73	Aides/Custodians Union Dues	\$	414.26
Lyons Township School Treasurer		\$	156.33
West Suburban Teachers Union		\$	-
Net Salaries		7/30/2021 \$	235,552.99
First American Bank H S A	Employee Deduction		
Inland Bank H S A	Employee Deduction		
AXA Equitable Life	OMNI Liability	\$	1,992.50
Bank One	Federal Withholding - Payroll Taxes Employee/Employer	\$	40,936.28
First Investors Group	Tax Shelter Annuity		
Illinois Department of Revenue	State Withholding Employee/Employer	\$	10,596.63
Illinois Municipal Retirement	*	\$	5,275.27
NuMark Credit Union	Credit Union Deductions	\$	1,685.00
Teachers' Health Insurance Security	TRS EMPLOYEE PAID	\$	926.55
Teachers' Retirement System - *	THIS Board Paid	\$	14,334.49

State of Illinois	0.92% "THIS"		
AIG VALIC	Tax Shelter Annuity		
Great American Financial Resources	Tax Shelter Annuity		
Guardian Vision	Employees' Portion	\$	37.48
Illinois Municipal Retirement		\$	9,531.01
Lincoln Investment Planning	Tax Shelter Annuity		
Teachers' Retirement System State of Illinois	TRS Board Paid .0058 Add On &	\$	1,617.48
Waddell & Reed, Inc.	Tax Shelter Annuity		
Expert Pay	Child Support	\$	447.00
AXA Equitable Life (457B)			
SEIU Local 73 COPE		\$	9.00
Service Employees International Union Local 73	Aides/Custodians Union Dues	\$	88.77
Krubl, Dennis		\$	180.00
Lyons Township School Treasurer		\$	156.33
West Suburban Teachers Union		\$	-

PAYEE	DATE PAID	AMOUNT
-------	-----------	--------

Board President

Board Secretary

For by de Sign - 8-19-21
Prepared by

[Signature] 8-19-21
Business Manager

Superintendent

Salaries/Benefits	\$	525,792.00
Special voucher requests	\$	-

Pages 1 - 22	\$ 970,441.38	
Total Bill List Paid in Month	\$ 1,496,233.38	

Check Nbr	Vendor Name	Check Date	Invoice Number	Invoice Desc	PO Number	Invoice Amount	Check Amount
91911	ACACIA ACADEMY - THE ACHIEVEME	08/24/2021	42498	ACCRUE - GWMS - TUITION REIMB - JUN'20 - J.V.	0	764.45	30,548.51
10E500	1912 6700 00 000000			EDUCATION/WASHINGTON MIDDLE SCHOOL/OTHER LEA PRIVATE TU		764.45	
			42598	ACCRUE - GWMS - TUITION REIMB - JUL'20 - J.V.	0	2,752.02	
10E500	1912 6700 00 000000			EDUCATION/WASHINGTON MIDDLE SCHOOL/OTHER LEA PRIVATE TU		2,752.02	
			42641	ACCRUE - GWMS - TUITION REIMB - AUG'20 - J.V.	0	458.67	
10E500	1912 6700 00 000000			EDUCATION/WASHINGTON MIDDLE SCHOOL/OTHER LEA PRIVATE TU		458.67	
			42701	ACCRUE - GWMS - TUITION REIMB - SEP'20 - J.V.	0	3,210.89	
10E500	1912 6700 00 000000			EDUCATION/WASHINGTON MIDDLE SCHOOL/OTHER LEA PRIVATE TU		3,210.89	
			42760	ACCRUE - GWMS - TUITION REIMB - OCT'20 - J.V.	0	3,057.80	
10E500	1912 6700 00 000000			EDUCATION/WASHINGTON MIDDLE SCHOOL/OTHER LEA PRIVATE TU		3,057.80	
			42890	ACCRUE - GWMS - TUITION REIMB - NOV'20 - J.V.	0	2,795.42	
10E500	1912 6700 00 000000			EDUCATION/WASHINGTON MIDDLE SCHOOL/OTHER LEA PRIVATE TU		2,795.42	
			42897	ACCRUE - GWMS - TUITION REIMB - DEC'20 - J.V.	0	2,150.26	
10E500	1912 6700 00 000000			EDUCATION/WASHINGTON MIDDLE SCHOOL/OTHER LEA PRIVATE TU		2,150.26	
			42954	ACCRUE - GWMS - TUITION REIMB - JAN'21 - J.V.	0	2,764.62	
10E500	1912 6700 00 000000			EDUCATION/WASHINGTON MIDDLE SCHOOL/OTHER LEA PRIVATE TU		2,764.62	
			43013	ACCRUE - GWMS - TUITION REIMB - FEB'21 - J.V.	0	2,918.21	
10E500	1912 6700 00 000000			EDUCATION/WASHINGTON MIDDLE SCHOOL/OTHER LEA PRIVATE TU		2,918.21	
			43071	ACCRUE - GWMS - TUITION REIMB - MAR'21 - J.V.	0	2,611.03	
10E500	1912 6700 00 000000			EDUCATION/WASHINGTON MIDDLE SCHOOL/OTHER LEA PRIVATE TU		2,611.03	

Check Nbr	Vendor Name	Check Date	Invoice Number	Invoice Desc	PO Number	Invoice Amount	Check Amount
			43166	ACC RUE - GWMS - TUITION REIMB - APR'21 - J.V.	0	3,071.80	
10E500	1912 6700 00 000000			EDUCATION/WASHINGTON MIDDLE SCHOOL/OTHER LEA PRIVATE TU		3,071.80	
			43239	ACC RUE - GWMS - TUITION REIMB - MAY'21 - J.V.	0	3,071.80	
10E500	1912 6700 00 000000			EDUCATION/WASHINGTON MIDDLE SCHOOL/OTHER LEA PRIVATE TU		3,071.80	
			43295	ACC RUE - GWMS - TUITION REIMB - JUN'21 - J.V.	0	921.54	
10E500	1912 6700 00 000000			EDUCATION/WASHINGTON MIDDLE SCHOOL/OTHER LEA PRIVATE TU		921.54	
91912	ACCESS ELEVATOR	08/24/2021	15506	HOME - ELEVATOR INSPECTION WITH JOHNSON CONTROLS - FIRE CODING TESTING	0	225.00	225.00
20E200	2540 3230 00 000000			OP, BLDG,MAIN/HOME ELEMENTARY/OPERATION AND MAINTENANCE		225.00	
91913	ACCOUNTEMP	08/24/2021	58105341	W/E - 7/23/21	0	3,181.11	10,241.99
10E000	2520 3900 00 000000			EDUCATION/DISTRICT OFFICE/FISCAL SERVICES/OTHER PURCHAS		3,181.11	
			58153384	W/E - 7/30/21	0	2,318.94	
10E000	2520 3900 00 000000			EDUCATION/DISTRICT OFFICE/FISCAL SERVICES/OTHER PURCHAS		2,318.94	
			58193747	W/E - 8/6/21	0	1,962.18	
10E000	2520 3900 00 000000			EDUCATION/DISTRICT OFFICE/FISCAL SERVICES/OTHER PURCHAS		1,962.18	
			58238090	W/E - 8/13/21	0	2,779.76	
10E000	2520 3900 00 000000			EDUCATION/DISTRICT OFFICE/FISCAL SERVICES/OTHER PURCHAS		2,779.76	
91914	ALDRIDGE, SUSAN	08/24/2021	TUITION REIMB-070121	COURSE # BLBC 440 - 3 CREDIT HOURS	0	525.00	525.00
10E500	1110 2300 00 000000			EDUCATION/WASHINGTON MIDDLE SCHOOL/ELEMENTARY/TUITION R		525.00	
91915	ALGOR PLUMBING AND HEATING SUP	08/24/2021	193036	ACC RUE - EDISON	0	415.13	618.68
20E100	2540 3230 00 000000			OP, BLDG,MAIN/EDISON ELEMENTARY/OPERATION AND MAINTENAN		415.13	
			194618	GWMS	0	203.55	
20E500	2540 3230 00 000000			OP, BLDG,MAIN/WASHINGTON MIDDLE SCHOOL/OPERATION AND MA		203.55	
91916	AMAZON CAPITAL SERVICES	08/24/2021	111J-PF74-VHRR	Summer School Supplies Amazon.com order number: 114-9473655-488423 2	7032100108	1,066.92	31,256.86

Check Nbr	Vendor Name	Check Date	Invoice Number	Invoice Desc	PO Number	Invoice Amount	Check Amount
10E000	1110 4100 00 499802			EDUCATION/DISTRICT OFFICE/ELEMENTARY/SUPPLIES/ESSER GRA		1,066.92	
			13HD-LR17-CHGS	Special Ed. Supplies	7022100070	289.88	
10E000	1205 4100 00 000000			EDUCATION/DISTRICT OFFICE/LEARNING DISABLED/SUPPLIES		289.88	
			14LM-N3LD-FGFR	21-22 School Supplies Edison	7032100127	10,903.48	
10E000	1110 4100 00 499802			EDUCATION/DISTRICT OFFICE/ELEMENTARY/SUPPLIES/ESSER GRA		10,903.48	
			14W6-K17F-9FK7	21-22 School Supplies - LINCOLN	7032100134	6,870.99	
10E000	1110 4100 00 499802			EDUCATION/DISTRICT OFFICE/ELEMENTARY/SUPPLIES/ESSER GRA		6,870.99	
			14W6-K17F-C647	Summer Camp Supplies	7032100112	173.23	
10E000	1110 4100 00 499802			EDUCATION/DISTRICT OFFICE/ELEMENTARY/SUPPLIES/ESSER GRA		173.23	
			166T-FV3K-RF9J	Nurse Supplies -GWMS	7022100073	111.77	
10E000	2130 4100 00 000000			EDUCATION/DISTRICT OFFICE/HEALTH SERVICES/SUPPLIES		111.77	
			166T-FV3K-RRXM	21-22 School Supplies SEE CM#1TV9-GX6N-XQPT	0	21.28	
10E000	1110 4100 00 499802			EDUCATION/DISTRICT OFFICE/ELEMENTARY/SUPPLIES/ESSER GRA		21.28	
			166T-FV3K-TY41	21-22 School Supplies -DISTRICT	7032100135	723.15	
10E000	1110 4100 00 499802			EDUCATION/DISTRICT OFFICE/ELEMENTARY/SUPPLIES/ESSER GRA		723.15	
			166T-FV3K-VLVT	21-22 School Supplies Home School	7032100130	2,107.18	
10E000	1110 4100 00 499802			EDUCATION/DISTRICT OFFICE/ELEMENTARY/SUPPLIES/ESSER GRA		2,107.18	
			166T-FV3K-VNFR	21-22 School Supplies ROBINSON	7032100133	1,121.17	
10E000	1110 4100 00 499802			EDUCATION/DISTRICT OFFICE/ELEMENTARY/SUPPLIES/ESSER GRA		1,121.17	
			166T-FV3K-X3NL	21-22 School Supplies- Costello	7032100124	3,317.68	
10E000	1110 4100 00 499802			EDUCATION/DISTRICT OFFICE/ELEMENTARY/SUPPLIES/ESSER GRA		3,317.68	
			166T-FV3K-XLHK	Summer School Supplies	7032100111	143.45	
10E000	1110 4100 00 499802			EDUCATION/DISTRICT OFFICE/ELEMENTARY/SUPPLIES/ESSER GRA		143.45	

Check Nbr	Vendor Name	Check Date	Invoice Number	Invoice Desc	PO Number	Invoice Amount	Check Amount
			1DCL-QW6Y-VCTL	Label makers for Kris & Char. Char's current label maker is broken and QNS is unable to fix it and have tried numerous times.	7002100120	439.86	
10E000	2320 4100 00 000000			EDUCATION/DISTRICT OFFICE/EXECUTIVE ADMINISTRATION SERV		439.86	
			1FKX-7KPC-VLDH	Office supplies - HR - SPED and Business office	7002100087	373.76	
10E000	1205 4100 00 000000			EDUCATION/DISTRICT OFFICE/LEARNING DISABLED/SUPPLIES		65.94	
10E000	2320 4100 00 000000			EDUCATION/DISTRICT OFFICE/EXECUTIVE ADMINISTRATION SERV		35.20	
10E000	2642 4100 00 000000			EDUCATION/DISTRICT OFFICE/HUMAN RESOURCES/SUPPLIES		168.65	
10E000	2520 4100 00 000000			EDUCATION/DISTRICT OFFICE/FISCAL SERVICES/SUPPLIES		103.97	
			1FKX-7KPC-VW7F	21-22 School Supplies Costello	7032100125	99.70	
10E000	1110 4100 00 499802			EDUCATION/DISTRICT OFFICE/ELEMENTARY/SUPPLIES/ESSER GRA		99.70	
			1FKX-7KPC-WG31	Books for Administrative Team	7002100101	523.00	
10E500	2400 4100 00 000000			EDUCATION/WASHINGTON MIDDLE SCHOOL/SUPPORT SERVICES - s		523.00	
			1FKX-7KPC-WLJ1	ROBINBSON Hand Hole Cover For Light Poles 3"x5"	7012100118	12.99	
20E400	2540 4100 00 000000			OP, BLDG,MAIN/ROBINSON ELEMENTARY/OPERATION AND MAINTEN		12.99	
			1FKX-7KPC-WXNC	Nurse Supplies	7022100068	146.93	
10E000	2130 4100 00 000000			EDUCATION/DISTRICT OFFICE/HEALTH SERVICES/SUPPLIES		146.93	
			1HCW-TCL3-9TY1	Summer School Supplies	7032100114	137.94	
10E000	1110 4100 00 499802			EDUCATION/DISTRICT OFFICE/ELEMENTARY/SUPPLIES/ESSER GRA		137.94	
			1JJQ-CX9D-JJ4C	Summer School Supplies	7032100123	142.88	
10E000	1110 4100 00 499802			EDUCATION/DISTRICT OFFICE/ELEMENTARY/SUPPLIES/ESSER GRA		142.88	
			1JKG-OWGRM-T614	ESSER II	7032100107	336.71	
10E000	1110 4100 00 499802			EDUCATION/DISTRICT OFFICE/ELEMENTARY/SUPPLIES/ESSER GRA		336.71	
			1TV9-GX6N-VFGY	21-22 School Supplies GWMS	7032100129	1,163.99	
10E000	1110 4100 00 499802			EDUCATION/DISTRICT OFFICE/ELEMENTARY/SUPPLIES/ESSER GRA		1,163.99	

Check Nbr	Vendor Name	Check Date	Invoice Number	Invoice Desc	PO Number	Invoice Amount	Check Amount
			1TV9-GX6N-XHRX	Home visit materials	7002100117	1,050.20	
10E000	3000 4100 00 370501			EDUCATION/DISTRICT OFFICE/COMMUNITY SERVICES/SUPPLIES/P		1,050.20	
			1TV9-GX6N-XQOT	SEE INV#166T-FV3K-RRXM	0	-21.28	
10E000	1110 4100 00 499802			EDUCATION/DISTRICT OFFICE/ELEMENTARY/SUPPLIES/ESSER GRA		-21.28	
91917	AREND, BREE	08/24/2021	FINGERPRINT-044582	FINGERPRINTING REIMB	0	20.00	20.00
10E000	2310 3100 00 000000			EDUCATION/DISTRICT OFFICE/BOARD OF EDUCATION SERVICES/P		20.00	
91918	AT&T	08/24/2021	708Z99260107-071621	A/C#708 Z99-2601 169 6 MONTHLY SRVC - 07.16.21 - 08.15.21	0	63.55	63.55
20E000	2540 3440 00 000000			OP, BLDG,MAIN/DISTRICT OFFICE/OPERATION AND MAINTENANCE		63.55	
91919	AT&T	08/24/2021	S661185185-21216	NFA NNX LINE CUS 217 S66-1185 185 MONTHLY ACCESS PD: 8/4 - 9/3	0	4,043.09	4,043.09
20E000	2540 3440 00 000000			OP, BLDG,MAIN/DISTRICT OFFICE/OPERATION AND MAINTENANCE		4,043.09	
91920	AT&T GLOBAL SERVICES	08/24/2021	SB219233	CONTRACT: EB16162563-COSTELL O BILLING PD: 08.06.21 - 09.05.21	0	156.55	1,132.60
20E600	2540 3440 00 000000			OP, BLDG,MAIN/COSTELLO ELEMENTARY/OPERATION AND MAINTEN		156.55	
			SB219234	CONTRACT: EB16162566-HOME BILLING PD: 08.06.21 - 09.05.21	0	117.35	
20E200	2540 3440 00 000000			OP, BLDG,MAIN/HOME ELEMENTARY/OPERATION AND MAINTENANCE		117.35	
			SB219235	CONTRACT: EB16162568-GWMS BILLING PD: 08.06.21 - 09.05.21	0	378.09	
20E500	2540 3440 00 000000			OP, BLDG,MAIN/WASHINGTON MIDDLE SCHOOL/OPERATION AND MA		378.09	
			SB219236	CONTRACT: EB16162575-ROBINSON BILLING PD: 08.06.21 - 09.05.21	0	156.55	

Check Nbr	Vendor Name	Check Date	Invoice Number	Invoice Desc	PO Number	Invoice Amount	Check Amount
20E400	2540 3440 00 000000			OP, BLDG,MAIN/ROBINSON ELEMENTARY/OPERATION AND MAINTEN		156.55	
			SB219237	CONTRACT: EB16163292-LINCOLN BILLING PD: 08.06.21 - 09.05.21	0	156.55	
20E300	2540 3440 00 000000			OP, BLDG,MAIN/LINCOLN ELEMENTARY/OPERATION AND MAINTENA		156.55	
			SB219238	CONTRACT: EB16163295-EDISON BILLING PD: 08.06.21 - 09.05.21	0	167.51	
20E100	2540 3440 00 000000			OP, BLDG,MAIN/EDISON ELEMENTARY/OPERATION AND MAINTENAN		167.51	
91921	BLUE CROSS BLUE SHIELD OF IL	08/24/2021	01062010002-073021	STMT PERIOD: 7/1/21-7/31/21	0	316,070.88	316,070.88
10L000	4867 0000 00 000000			EDUCATION/DISTRICT OFFICE/BCBS PPO Flex/.		316,070.88	
91922	BMO HARRIS COMMERCIAL CARD	08/24/2021	1792-080521	DISTRICT CHARGES	0	15,435.38	15,435.38
10E000	2310 3140 00 000000			EDUCATION/DISTRICT OFFICE/BOARD OF EDUCATION SERVICES/P		314.67	
10E000	2310 4100 00 000000			EDUCATION/DISTRICT OFFICE/BOARD OF EDUCATION SERVICES/S		24.92	
10E000	2310 6400 00 000000			EDUCATION/DISTRICT OFFICE/BOARD OF EDUCATION SERVICES/D		12,012.02	
10E000	2320 6400 00 000000			EDUCATION/DISTRICT OFFICE/EXECUTIVE ADMINISTRATION SERV		1,307.07	
10E000	1250 3121 00 430000			EDUCATION/DISTRICT OFFICE/TITLE I/PROFESSIONAL SERVICES		500.00	
10E000	1801 6400 00 000000			EDUCATION/DISTRICT OFFICE/ESL LIPLER/DUES & FEES		926.25	
10E000	1110 4100 00 499802			EDUCATION/DISTRICT OFFICE/ELEMENTARY/SUPPLIES/ESSER GRA		350.45	
91923	BOB & JOHN'S MOBIL	08/24/2021	081021 - GASOLINE	GASOLINE - 07.27.21-08.10.21	0	398.50	398.50
20E000	2545 4640 00 000000			OP, BLDG,MAIN/DISTRICT OFFICE/VEHICLE SERVICING AND MAI		398.50	
91924	BRAINPOP	08/24/2021	US231792	12 mo. subscription renewal	7042100094	14,837.17	14,837.17
10E000	2663 4700 00 000000			EDUCATION/DISTRICT OFFICE/TECH PROGRAMMING SERVICES/SOF		14,837.17	
91925	BRITTEN SCHOOL	08/24/2021	15214	ROBINSON - TUITION -AUG'21 - F.A.	0	8,313.60	8,313.60
10E400	1912 6700 00 000000			EDUCATION/ROBINSON ELEMENTARY/OTHER LEA PRIVATE TUITION		8,313.60	
91926	BUCKEYE CLEANING CENTERS	08/24/2021	90333748	DUPLICATE OF INV#90327972	0	0.00	407.04
20E000	2540 4100 00 000000			OP, BLDG,MAIN/DISTRICT OFFICE/OPERATION AND MAINTENANCE		0.00	
			90342537	LINCOLN	7012100110	407.04	
20E300	2540 4100 00 000000			OP, BLDG,MAIN/LINCOLN ELEMENTARY/OPERATION AND MAINTENA		407.04	

Check Nbr	Vendor Name	Check Date	Invoice Number	Invoice Desc	PO Number	Invoice Amount	Check Amount
91927	CALL ONE	08/24/2021	434082	perid: 8/15/21 - 9/14/21	0	5,981.00	5,981.00
20E200	2540 3440 00 000000			OP, BLDG,MAIN/HOME ELEMENTARY/OPERATION AND MAINTENANCE		607.62	
20E300	2540 3440 00 000000			OP, BLDG,MAIN/LINCOLN ELEMENTARY/OPERATION AND MAINTENA		400.54	
20E400	2540 3440 00 000000			OP, BLDG,MAIN/ROBINSON ELEMENTARY/OPERATION AND MAINTEN		538.63	
20E500	2540 3440 00 000000			OP, BLDG,MAIN/WASHINGTON MIDDLE SCHOOL/OPERATION AND MA		320.42	
20E600	2540 3440 00 000000			OP, BLDG,MAIN/COSTELLO ELEMENTARY/OPERATION AND MAINTEN		465.72	
20E000	2540 3440 00 000000			OP, BLDG,MAIN/DISTRICT OFFICE/OPERATION AND MAINTENANCE		3,001.77	
20E100	2540 3700 00 000000			OP, BLDG,MAIN/EDISON ELEMENTARY/OPERATION AND MAINTENAN		646.30	
91928	CARRERA, VASTI	08/24/2021	TUITION REIMB-081621	HOME-TUITION REIMB-COURSE #BLBC 441 - 3 CREDIT HOURS	0	525.00	525.00
10E200	1110 2300 00 000000			EDUCATION/HOME ELEMENTARY/ELEMENTARY/TUITION REIMBURSEM		525.00	
91929	CENTER FOR THE COLLABORATIVE C	08/24/2021	INV227343	K-5 ELA Student Consumable Books from Collaborative Classroom (Handwriting Notebooks, Being a Reader, Being a Writer, Making Meaning, Guided Spelling) ITEMS RECEIVED IN AUGUST	3002100081	1,643.76	5,504.76
10E300	1110 4200 00 000000			EDUCATION/LINCOLN ELEMENTARY/ELEMENTARY/TEXTBOOKS		1,643.76	
			INV228452	Books for Students	4002100042	2,592.00	
10E000	1110 4200 00 000000			EDUCATION/DISTRICT OFFICE/ELEMENTARY/TEXTBOOKS		2,592.00	
			INV228534	ELA Textbooks	1002100226	1,269.00	
10E000	1110 4200 00 000000			EDUCATION/DISTRICT OFFICE/ELEMENTARY/TEXTBOOKS		1,269.00	
91930	CHICAGO METROPOLITAN FIRE PREV	08/24/2021	IN000364363	ADMIN - B/A MONITORING - 07.01.21-09.30.21	0	114.75	803.25
20E000	2540 3230 00 000000			OP, BLDG,MAIN/DISTRICT OFFICE/OPERATION AND MAINTENANCE		114.75	
			IN00364364	COSTELLO - B/A MONITORING - 07.01.21-09.30.21	0	114.75	
20E600	2540 3230 00 000000			OP, BLDG,MAIN/COSTELLO ELEMENTARY/OPERATION AND MAINTEN		114.75	
			IN00364365	ROBINSON - B/A MONITORING -	0	114.75	

Check Nbr	Vendor Name	Check Date	Invoice Number	Invoice Desc	PO Number	Invoice Amount	Check Amount
20E400	2540 3230 00 000000			07.01.21-09.30.21 OP, BLDG,MAIN/ROBINSON ELEMENTARY/OPERATION AND MAINTEN		114.75	
			IN00364366	GWMS - B/A MONITORING - 07.01.21-09.30.21	0	114.75	
20E500	2540 3230 00 000000			OP, BLDG,MAIN/WASHINGTON MIDDLE SCHOOL/OPERATION AND MA		114.75	
			IN00364367	HOME - B/A MONITORING - 07.01.21-09.30.21	0	114.75	
20E200	2540 3230 00 000000			OP, BLDG,MAIN/HOME ELEMENTARY/OPERATION AND MAINTENANCE		114.75	
			IN00364368	EDISON - B/A MONITORING - 07.01.21-09.30.21	0	114.75	
20E100	2540 3230 00 000000			OP, BLDG,MAIN/EDISON ELEMENTARY/OPERATION AND MAINTENAN		114.75	
			IN00364369	LINCOLN - B/A MONITORING - 07.01.21-09.30.21	0	114.75	
20E300	2540 3230 00 000000			OP, BLDG,MAIN/LINCOLN ELEMENTARY/OPERATION AND MAINTENA		114.75	
91931	CITY SOCIAL MARKETING SOLUTION	08/24/2021	1062	COMMUNICATION SERVICES	0	7,500.00	7,500.00
10E000	2663 3900 00 000000			EDUCATION/DISTRICT OFFICE/TECH PROGRAMMING SERVICES/OTH		7,500.00	
91932	CLARITY ENROLLMENT SOLUTIONS	08/24/2021	391	EASE - BENEFITS ADMIN & ENROLLMENT TECHNOLOGY	0	301.00	301.00
10E000	2520 3900 00 000000			EDUCATION/DISTRICT OFFICE/FISCAL SERVICES/OTHER PURCHAS		301.00	
91933	COMCAST CABLE	08/24/2021	0006742-072221	SRVC PD: AUG'21 - GWMS	0	254.17	254.17
20E500	2540 3440 00 000000			OP, BLDG,MAIN/WASHINGTON MIDDLE SCHOOL/OPERATION AND MA		254.17	
91934	COOPERATIVE ASSOCIATION FOR SP	08/24/2021	587	IEP=LOW INCIDENCE SERVICES	0	11,522.84	11,522.84
10E000	4120 3040 00 000000			EDUCATION/DISTRICT OFFICE/PAYMENTS FOR SPECIAL EDUCATIO		11,522.84	
91935	CRISIS PREVENTION INSTITUTE IN	08/24/2021	IUS0199798	COSTELLO - ANNUAL MEMBERSHIP FEE CERT YEAR - 10.31.21 - 10.13.2022	0	150.00	150.00
10E600	1205 3140 00 000000			EDUCATION/COSTELLO ELEMENTARY/LEARNING DISABLED/PROFESS		150.00	
91936	DESPLAINES VALLEY NEWS	08/24/2021	072221-SUBSCRIPTION	1 YEAR SUBSCRIPTION	0	15.00	15.00

Check Nbr	Vendor Name	Check Date	Invoice Number	Invoice Desc	PO Number	Invoice Amount	Check Amount
10E000	2310 3900 00 000000			EDUCATION/DISTRICT OFFICE/BOARD OF EDUCATION SERVICES/O		15.00	
91937	DIRECT ENERGY SERVICES	08/24/2021	212040046295247	SERVICE PERIOD - 6/18/21 - 7/19/21 50% ACCRUE	0	22,868.65	22,868.65
20E100	2540 4660 00 000000			OP, BLDG,MAIN/EDISON ELEMENTARY/OPERATION AND MAINTENAN		1,748.48	
20E200	2540 4660 00 000000			OP, BLDG,MAIN/HOME ELEMENTARY/OPERATION AND MAINTENANCE		3,402.74	
20E300	2540 4660 00 000000			OP, BLDG,MAIN/LINCOLN ELEMENTARY/OPERATION AND MAINTENA		3,245.63	
20E400	2540 4660 00 000000			OP, BLDG,MAIN/ROBINSON ELEMENTARY/OPERATION AND MAINTEN		2,581.83	
20E500	2540 4660 00 000000			OP, BLDG,MAIN/WASHINGTON MIDDLE SCHOOL/OPERATION AND MA		8,539.09	
20E600	2540 4660 00 000000			OP, BLDG,MAIN/COSTELLO ELEMENTARY/OPERATION AND MAINTEN		3,219.81	
20E000	2540 4660 00 000000			OP, BLDG,MAIN/DISTRICT OFFICE/OPERATION AND MAINTENANCE		131.07	
91938	FAITZ, CHRISTINE	08/24/2021	FINGERPRINT-044716	FINGERPRINTING REIMB	0	20.00	20.00
10E000	2310 3100 00 000000			EDUCATION/DISTRICT OFFICE/BOARD OF EDUCATION SERVICES/P		20.00	
91939	FIRST STUDENT HODGKINS	08/24/2021	11745613	DATE OF SERVICE - 07.01.21 - 07.31.21	0	9,845.19	9,845.19
40E000	2550 3310 00 000000			TRANSPORTION/DISTRICT OFFICE/PUPIL TRANSPORTATION SERVI		9,845.19	
91940	FLEXIBLE BENEFITS SERVICE CORP	08/24/2021	213365228817	FSA RENEWAL FEE INV PERIOD: JUL'21	0	476.00	476.00
10E000	1110 2940 00 000000			EDUCATION/DISTRICT OFFICE/ELEMENTARY		476.00	
91941	FORECAST5 ANALYTICS, INC.	08/24/2021	INV15764	5 SIGHT /5CAST PLUS - LICENSE AGREEMENT 7/1/2021 - 6/30/2022	7042100093	20,984.00	20,984.00
10E000	2663 4700 00 000000			EDUCATION/DISTRICT OFFICE/TECH PROGRAMMING SERVICES/SOF		20,984.00	
91942	FREUND, ELIZABETH C	08/24/2021	TUITION REIMB-061121	COURSE #EDU529q-8 - 2 CREDIT HOURS	0	344.00	344.00
10E200	1110 2300 00 000000			EDUCATION/HOME ELEMENTARY/ELEMENTARY/TUITION REIMBURSEM		344.00	
91943	FRONTLINE TECHNOLOGIES GROUP,	08/24/2021	INVUS146585	FRONTLINE TRAINING	7002100072	1,575.00	1,575.00
10E000	2642 3900 00 000000			EDUCATION/DISTRICT OFFICE/HUMAN RESOURCES/OTHER PURCHAS		1,575.00	
91944	FULLMER LOCKSMITH SERVICE, INC	08/24/2021	N29135	ADMIN - DUPLICATE KEY	0	32.00	32.00
20E000	2540 3230 00 000000			OP, BLDG,MAIN/DISTRICT OFFICE/OPERATION AND MAINTENANCE		32.00	
91945	GARCIA, MANDY	08/24/2021	FINGERPRINT-044686	FINGERPRINT REIMB	0	20.00	20.00
10E000	2310 3100 00 000000			EDUCATION/DISTRICT OFFICE/BOARD OF EDUCATION SERVICES/P		20.00	
91946	GLOBAL WATER TECHNOLOGY	08/24/2021	38020	WATER TREATMENT	7012100033	321.37	321.37

Check Nbr	Vendor Name	Check Date	Invoice Number	Invoice Desc	PO Number	Invoice Amount	Check Amount
				AND SERVICE RENEWAL			
20E000	2540 3230 00 000000			OP, BLDG,MAIN/DISTRICT OFFICE/OPERATION AND MAINTENANCE		321.37	
91947	GRAND PRAIRIE TRANSIT	08/24/2021	RTINV1005567	JULY ESY TRANSPORT PARA COST CLEANING FEE-COVID19	0	57,647.67	57,647.67
40E000	2550 3310 00 000000			TRANSPORTION/DISTRICT OFFICE/PUPIL TRANSPORTATION SERVI		57,647.67	
91948	GROOT, INC. A WASTE CONNECTION	08/24/2021	7476604	A/C#3098-354412-HO ME BILLING PERIOD: 08.01.21 - 08.31.21 already paid - see ck#91723 - paid previous and current balance	0	0.00	475.34
20E200	2540 3210 00 000000			OP, BLDG,MAIN/HOME ELEMENTARY/OPERATION AND MAINTENANCE		0.00	
			7476605	A/C#3098-232472-ED ISON BILLING PERIOD: 08.01.21 - 08.31.21 Rem bal - see ck#91723 - prev and current bal paid	0	108.51	
20E100	2540 3210 00 000000			OP, BLDG,MAIN/EDISON ELEMENTARY/OPERATION AND MAINTENAN		108.51	
			7476606	A/C#3098-371263-RO BINSON BILLING PERIOD: 08.01.21 - 08.31.21 Rem bal - see ck#91723 - prev and current bal paid	0	74.97	
20E400	2540 3210 00 000000			OP, BLDG,MAIN/ROBINSON ELEMENTARY/OPERATION AND MAINTEN		74.97	
			7476607	A/C#3098-287893-LI NCOLN BILLING PERIOD: 08.01.21 - 08.31.21 Rem bal - see ck#91723 - prev and current bal paid	0	91.63	
20E300	2540 3210 00 000000			OP, BLDG,MAIN/LINCOLN ELEMENTARY/OPERATION AND MAINTENA		91.63	

Check Nbr	Vendor Name	Check Date	Invoice Number	Invoice Desc	PO Number	Invoice Amount	Check Amount
			7476608	A/C#3098-364545-CO STELLO BILLING PERIOD: 08.01.21 - 08.31.21 Rem bal - see ck#91723 - prev and current bal paid	0	88.78	
20E600	2540 3210 00 000000			OP, BLDG,MAIN/COSTELLO ELEMENTARY/OPERATION AND MAINTEN		88.78	
			7476609	A/C#3098-406023-GW MS BILLING PERIOD: 08.01.21 - 08.31.21 Rem bal - see ck#91723 - prev and current bal paid	0	111.45	
20E500	2540 3210 00 000000			OP, BLDG,MAIN/WASHINGTON MIDDLE SCHOOL/OPERATION AND MA		111.45	
91949	GUARDIAN - ALTERNATE FUNDED	08/24/2021	00469383-080321	INVOICE MONTH - 7/1/21 - 7/31/21	0	26,716.97	26,716.97
10L000	4865 0000 00 000000			EDUCATION/DISTRICT OFFICE/Guardian Flex Dental/.		26,716.97	
91950	GUARDIAN -BILL ID 0001094522	08/24/2021	0001094522-072321	PERIOD END - JUL'21	0	13,692.28	13,692.28
10E000	1110 2210 00 000000			EDUCATION/DISTRICT OFFICE/ELEMENTARY/INSTRUCTION LIFE I		7,757.93	
10L000	4865 0000 00 000000			EDUCATION/DISTRICT OFFICE/Guardian Flex Dental/.		4,767.88	
20L000	4865 0000 00 000000			OP, BLDG,MAIN/DISTRICT OFFICE/Guardian Flex Dental/.		960.77	
10L000	4990 0000 00 000000			EDUCATION/DISTRICT OFFICE/OTHER CURRENT LIABILITIES/.		205.70	
91951	HAUKE, ASHLEY	08/24/2021	FINGERPRINT-044502		0	20.00	20.00
10E000	2310 3100 00 000000			EDUCATION/DISTRICT OFFICE/BOARD OF EDUCATION SERVICES/P		20.00	
91952	HAYES MECHANICAL LLC	08/24/2021	485130	COSTELLO	0	952.00	2,994.00
20E600	2540 3230 00 000000			OP, BLDG,MAIN/COSTELLO ELEMENTARY/OPERATION AND MAINTEN		952.00	
20E600	2540 3230 00 000000		489158	COSTELLO	0	883.00	
20E600	2540 3230 00 000000			OP, BLDG,MAIN/COSTELLO ELEMENTARY/OPERATION AND MAINTEN		883.00	
20E600	2540 3230 00 000000		489401	costello	0	1,159.00	
20E600	2540 3230 00 000000			OP, BLDG,MAIN/COSTELLO ELEMENTARY/OPERATION AND MAINTEN		1,159.00	
91953	HELPING HAND CENTER	08/24/2021	14054	GWMS-TUITION REIMB-JUL'21 - M.M.	0	7,358.82	14,717.64
10E500	1912 6700 00 000000			EDUCATION/WASHINGTON MIDDLE SCHOOL/OTHER LEA PRIVATE TU		7,358.82	
			14055	TUITION REIMB - GWMS - I.V. -	0	7,358.82	

Check Nbr	Vendor Name	Check Date	Invoice Number	Invoice Desc	PO Number	Invoice Amount	Check Amount
				JUL'21			
10E500	1912 6700 00 000000			EDUCATION/WASHINGTON MIDDLE SCHOOL/OTHER LEA PRIVATE TU		7,358.82	
91954	HOME DEPOT PRO	08/24/2021	630066561	Quote# 31949314 district wide repairs to existing emergency lights that West 40 requested	7012100091	1,393.14	18,359.79
20E000	2540 3230 00 000000			OP, BLDG,MAIN/DISTRICT OFFICE/OPERATION AND MAINTENANCE		1,393.14	
			631163623	Edison Order Number: 38603690	7012100114	363.68	
20E100	2540 4100 00 000000			OP, BLDG,MAIN/EDISON ELEMENTARY/OPERATION AND MAINTENAN		363.68	
			631455409		7012100106	17.93	
20E400	2540 4100 00 000000			OP, BLDG,MAIN/ROBINSON ELEMENTARY/OPERATION AND MAINTEN		17.93	
			631455417	AIRWASHERS	7012100096	15,239.96	
20E000	2540 4100 00 499802			OP, BLDG,MAIN/DISTRICT OFFICE/OPERATION AND MAINTENANCE		15,239.96	
			632015095	Lincoln - Quote #38605193	7012100115	249.70	
20E300	2540 4100 00 000000			OP, BLDG,MAIN/LINCOLN ELEMENTARY/OPERATION AND MAINTENA		249.70	
			632575437	Lincoln - Quote #38605193	7012100115	16.20	
20E300	2540 4100 00 000000			OP, BLDG,MAIN/LINCOLN ELEMENTARY/OPERATION AND MAINTENA		16.20	
			632575445	SUPPLIES	7012100121	136.47	
20E000	2540 4100 00 000000			OP, BLDG,MAIN/DISTRICT OFFICE/OPERATION AND MAINTENANCE		136.47	
			633165501	Lincoln - Quote #38605193	7012100115	118.08	
20E300	2540 4100 00 000000			OP, BLDG,MAIN/LINCOLN ELEMENTARY/OPERATION AND MAINTENA		118.08	
			633165519	HOME - Home Depot Pro-Order Number# 38811997	7012100122	447.19	
20E200	2540 4100 00 000000			OP, BLDG,MAIN/HOME ELEMENTARY/OPERATION AND MAINTENANCE		447.19	
			633744529	Lincoln - Quote #38605193	7012100115	201.50	
20E300	2540 4100 00 000000			OP, BLDG,MAIN/LINCOLN ELEMENTARY/OPERATION AND MAINTENA		201.50	
			634024343	HOME Order Number: 38906673	7012100127	111.38	
20E200	2540 4100 00 000000			OP, BLDG,MAIN/HOME ELEMENTARY/OPERATION AND MAINTENANCE		111.38	

Check Nbr	Vendor Name	Check Date	Invoice Number	Invoice Desc	PO Number	Invoice Amount	Check Amount
			635426448	Lincoln - Quote #38605193	7012100115	64.56	
20E300 2540 4100 00 000000				OP, BLDG,MAIN/LINCOLN ELEMENTARY/OPERATION AND MAINTENA		64.56	
91955 IL COUNTIES RISK MGMT TRUST		08/24/2021	001000533-070121	RCB27709/27972 - PROP & LIAB RCB27839/27973 - WORKER'S COMP	0	52,384.50	81,408.25
80E000 2362 3800 00 000000				TORT FUND/DISTRICT OFFICE/WORKERS COMP/INSURANCE		23,078.50	
80E000 2371 3800 00 000000				TORT FUND/DISTRICT OFFICE/PROP & LIAB INS/INSURANCE		29,306.00	
			001000533-080121	RCB27733 - PROP & LIAB RCB27856 - WORKER'S COMP	0	29,023.75	
80E000 2362 3800 00 000000				TORT FUND/DISTRICT OFFICE/WORKERS COMP/INSURANCE		12,883.25	
80E000 2371 3800 00 000000				TORT FUND/DISTRICT OFFICE/PROP & LIAB INS/INSURANCE		16,140.50	
91956 ILLINOIS STATE POLICE/BUREAU O		08/24/2021	IL016103S-073121	FINGERPRINT - JUL'21	0	310.75	310.75
10E000 2310 3100 00 000000				EDUCATION/DISTRICT OFFICE/BOARD OF EDUCATION SERVICES/P		310.75	
91957 IMPERIAL SURVEILLANCE INC.		08/24/2021	INV-012726	ANNUAL SERVICE AGREEMENT - 8/8/21 - 8/7/22	0	299.28	719.28
10E000 2663 3900 00 000000				EDUCATION/DISTRICT OFFICE/TECH PROGRAMMING SERVICES/OTH		299.28	
			INV-012727	ANNUAL ALARM MONITORING - 8/8/21 - 8/7/22	0	420.00	
10E000 2663 3900 00 000000				EDUCATION/DISTRICT OFFICE/TECH PROGRAMMING SERVICES/OTH		420.00	
91958 ISCORP		08/24/2021	0717633	STUDENT DATA SUBSCRIPTION FEE - SEP'21	0	660.00	960.00
10E000 2663 4700 00 000000				EDUCATION/DISTRICT OFFICE/TECH PROGRAMMING SERVICES/SOF		660.00	
			0717879	FINANCE DATA SUBSCRIPTION FEE - SEP'21	0	300.00	
10E000 2663 4700 00 000000				EDUCATION/DISTRICT OFFICE/TECH PROGRAMMING SERVICES/SOF		300.00	
91959 JEANINE SCHULTZ SCHOOL		08/24/2021	0731213	ROBINSON - TUITION E-LEARNING - 8/10-8/19 - S.B.	0	3,395.36	3,395.36
10E400 1912 6700 00 000000				EDUCATION/ROBINSON ELEMENTARY/OTHER LEA PRIVATE TUITION		3,395.36	
91960 JOHNSON CONTROLS SECURITY SOLU		08/24/2021	36144872	EDISON - SIMPLEX TRIPPED	0	1,380.00	1,380.00
20E100 2546 3230 00 000000				OP, BLDG,MAIN/EDISON ELEMENTARY/SECURITY SERVICES/REPAI		1,380.00	

Check Nbr	Vendor Name	Check Date	Invoice Number	Invoice Desc	PO Number	Invoice Amount	Check Amount
91961	KELLY SERVICES, INC.	08/24/2021	478645	W/E - 7/25/21	0	73.70	73.70
10E000	2642 3900 00 000000			EDUCATION/DISTRICT OFFICE/HUMAN RESOURCES/OTHER PURCHAS		73.70	
91962	KOC, ROBERT	08/24/2021	081021 - EXP REIMB	EXP REIMB - GARAGE DOOR BATTERY	0	8.24	8.24
20E000	2540 4100 00 000000			OP, BLDG,MAIN/DISTRICT OFFICE/OPERATION AND MAINTENANCE		8.24	
91963	KONICA MINOLTA PREMIER FINANCE	08/24/2021	449900091	CONTRACT PYMT - 7/29/21 - 8/29/21	0	8,725.00	8,725.00
10E000	2663 3230 00 000000			EDUCATION/DISTRICT OFFICE/TECH PROGRAMMING SERVICES/REP		8,725.00	
91964	LAKESHORE LEARNING MATERIALS	08/24/2021	276615081021	Supplies for personal visits and upcoming groups.	7002100113	1,113.68	1,251.63
10E000	3000 4100 00 370501			EDUCATION/DISTRICT OFFICE/COMMUNITY SERVICES/SUPPLIES/P		1,113.68	
			3809230721	21-22 School Supplies - LINCOLN INTERVENTION	7032100136	137.95	
10E000	1110 4100 00 499802			EDUCATION/DISTRICT OFFICE/ELEMENTARY/SUPPLIES/ESSER GRA		137.95	
91965	LAWLER, NICOLE	08/24/2021	FINGERPRINT-044584	FINGERPRINT REIMB	0	20.00	20.00
10E000	2310 3100 00 000000			EDUCATION/DISTRICT OFFICE/BOARD OF EDUCATION SERVICES/P		20.00	
91966	LEARNING FARM, LLC	08/24/2021	2988	Learning Farm Subscription Extension	7032100152	2,099.00	2,099.00
10E000	1250 3100 00 430000			EDUCATION/DISTRICT OFFICE/TITLE I/PROFESSIONAL AND TECH		2,099.00	
91967	MARKLUND	08/24/2021	13426-080121	GWMS - TUITION - J.T. - JUL'21	0	6,610.24	6,610.24
10E500	1912 6700 00 000000			EDUCATION/WASHINGTON MIDDLE SCHOOL/OTHER LEA PRIVATE TU		6,610.24	
91968	MAXIM STAFFING SOLUTIONS	08/24/2021	E3499380366	PERIOD END: 7/24/21 - GWMS / ROBINSON CEDENO, JACKELYN/KIRKSEY, L ORETTA	0	2,903.00	8,100.00
10E400	2130 3900 00 000000			EDUCATION/ROBINSON ELEMENTARY/HEALTH SERVICES/OTHER PUR		2,138.00	
10E500	2130 3900 00 000000			EDUCATION/WASHINGTON MIDDLE SCHOOL/HEALTH SERVICES/OTHE		765.00	
			E3550970366	PERIOD ENDING: 7/31/21 - LORETTA KIRKSEY/THERESE ROSEN ROBINSON	0	2,633.00	
10E400	2130 3900 00 000000			EDUCATION/ROBINSON ELEMENTARY/HEALTH SERVICES/OTHER PUR		2,633.00	

Check Nbr	Vendor Name	Check Date	Invoice Number	Invoice Desc	PO Number	Invoice Amount	Check Amount
			E3579890366	PERIOD END: 8/7/21 - ROBINSON/GWMS KIRSEY, LORETTA/ROSEN, THER ESE	0	2,564.00	
10E400	2130 3900 00 000000			EDUCATION/ROBINSON ELEMENTARY/HEALTH SERVICES/OTHER PUR		490.00	
10E500	2130 3900 00 000000			EDUCATION/WASHINGTON MIDDLE SCHOOL/HEALTH SERVICES/OTHE		2,074.00	
91969	MENARDS-FRONT END MANAGER	08/24/2021	79358	GWMS	0	66.64	786.86
20E500	2540 4100 00 000000			OP, BLDG,MAIN/WASHINGTON MIDDLE SCHOOL/OPERATION AND MA		66.64	
			79563	SMART BOARD PAINTS -	0	121.80	
20E000	2540 4100 00 499803			OP, BLDG,MAIN/DISTRICT OFFICE/OPERATION AND MAINTENANCE		121.80	
			80103	DISTRICT SUPPLIES	0	273.56	
20E000	2540 4100 00 000000			OP, BLDG,MAIN/DISTRICT OFFICE/OPERATION AND MAINTENANCE		273.56	
			80213	ROBINSON	0	262.14	
20E400	2540 4100 00 000000			OP, BLDG,MAIN/ROBINSON ELEMENTARY/OPERATION AND MAINTEN		262.14	
			80276	DISTRICT PAINT	0	62.72	
20E000	2540 4100 00 000000			OP, BLDG,MAIN/DISTRICT OFFICE/OPERATION AND MAINTENANCE		62.72	
91970	N2Y	08/24/2021	inv-1036834	Unique Learning System Bundle Add users	7032100113	10,121.09	10,121.09
10E000	1110 3100 00 499802			EDUCATION/DISTRICT OFFICE/ELEMENTARY/PROFESSIONAL AND T		10,121.09	
91971	NICOR GAS	08/24/2021	92030800004-072321	BILL PERIOD: 6/23/21 - 7/23/21	0	113.33	113.33
20E500	2540 4650 00 000000			OP, BLDG,MAIN/WASHINGTON MIDDLE SCHOOL/OPERATION AND MA		113.33	
91972	PARAGON PROFESSIONAL SERVICES,	08/24/2021	I-000103	COSTELLO - TROUBLESHOOT HOT ZONES	0	1,440.00	1,440.00
20E600	2540 3230 00 000000			OP, BLDG,MAIN/COSTELLO ELEMENTARY/OPERATION AND MAINTEN		1,440.00	
91973	PREFERRED MEAL SYSTEMS, INC.	08/24/2021	CDCN000025652	SEE - OPEN CREDITS - JULY'21 - \$2465.53	0	0.00	15.71
10E000	0000 0000 00 000000			EDUCATION/DISTRICT OFFICE/NO DESCRIPTION/.		0.00	
			CDCN000035128	SEE - OPEN CREDITS - JULY'21	0	0.00	
10E100	2560 3150 00 000000			EDUCATION/EDISON ELEMENTARY/FOOD SERVICES/FOOD - CONTRA		0.00	
			CDCN000036160	SEE - OPEN CREDITS - JULY'21	0	0.00	

Check Nbr	Vendor Name	Check Date	Invoice Number	Invoice Desc	PO Number	Invoice Amount	Check Amount
10E100	2560 3150 00 000000			EDUCATION/EDISON ELEMENTARY/FOOD SERVICES/FOOD - CONTRA		0.00	
			CDCN000036562	SEE - OPEN CREDITS - JULY'21	0	0.00	
10E100	2560 3150 00 000000			EDUCATION/EDISON ELEMENTARY/FOOD SERVICES/FOOD - CONTRA		0.00	
			CDIM1196664	SEE - JULY'21 INVOICES	0	0.00	
10E100	2560 3150 00 000000			EDUCATION/EDISON ELEMENTARY/FOOD SERVICES/FOOD - CONTRA		0.00	
			CDIM1197514	SEE - JULY'21 INVOICES	0	0.00	
10E100	2560 3150 00 000000			EDUCATION/EDISON ELEMENTARY/FOOD SERVICES/FOOD - CONTRA		0.00	
			CDIM1198572	SEE - JULY'21 INVOICES	0	0.00	
10E100	2560 3150 00 000000			EDUCATION/EDISON ELEMENTARY/FOOD SERVICES/FOOD - CONTRA		0.00	
			CDIM1199602	SEE - JULY'21 INVOICES	0	0.00	
10E100	2560 3150 00 000000			EDUCATION/EDISON ELEMENTARY/FOOD SERVICES/FOOD - CONTRA		0.00	
			CDIM1200501	SEE - JULY'21 INVOICES	0	0.00	
10E100	2560 3150 00 000000			EDUCATION/EDISON ELEMENTARY/FOOD SERVICES/FOOD - CONTRA		0.00	
				JULY'21 INVOICES DELIVERY DATES - JUL'21	0	12,062.07	
10E100	2560 3150 00 000000			EDUCATION/EDISON ELEMENTARY/FOOD SERVICES/FOOD - CONTRA		988.70	
10E200	2560 3150 00 000000			EDUCATION/HOME ELEMENTARY/FOOD SERVICES/FOOD - CONTRACT		889.83	
10E300	2560 3150 00 000000			EDUCATION/LINCOLN ELEMENTARY/FOOD SERVICES/FOOD - CONTR		5,795.89	
10E400	2560 3150 00 000000			EDUCATION/ROBINSON ELEMENTARY/FOOD SERVICES/FOOD - CONT		835.15	
10E500	2560 3150 00 000000			EDUCATION/WASHINGTON MIDDLE SCHOOL/FOOD SERVICES/FOOD -		2,761.54	
10E600	2560 3150 00 000000			EDUCATION/COSTELLO ELEMENTARY/FOOD SERVICES/FOOD - CONT		790.96	
				OPEN CREDITS--JUL'21 OPEN CREDITS	0	-12,046.36	
10E100	2560 3150 00 000000			EDUCATION/EDISON ELEMENTARY/FOOD SERVICES/FOOD - CONTRA		-2,007.73	
10E200	2560 3150 00 000000			EDUCATION/HOME ELEMENTARY/FOOD SERVICES/FOOD - CONTRACT		-2,007.73	
10E300	2560 3150 00 000000			EDUCATION/LINCOLN ELEMENTARY/FOOD SERVICES/FOOD - CONTR		-2,007.73	
10E400	2560 3150 00 000000			EDUCATION/ROBINSON ELEMENTARY/FOOD SERVICES/FOOD - CONT		-2,007.73	
10E500	2560 3150 00 000000			EDUCATION/WASHINGTON MIDDLE SCHOOL/FOOD SERVICES/FOOD -		-2,007.73	
10E600	2560 3150 00 000000			EDUCATION/COSTELLO ELEMENTARY/FOOD SERVICES/FOOD - CONT		-2,007.71	
91974	QUALITY NETWORK SOLUTIONS, INC	08/24/2021	56015	MONTHLY CONTRACT SRVCS	0	25,605.75	30,249.45
10E000	2663 3100 00 000000			EDUCATION/DISTRICT OFFICE/TECH PROGRAMMING SERVICES/PRO		25,605.75	
			57681	KASPERSKY ANTI-VIRUS AND MALWARE	7042100086	3,185.00	

Check Nbr	Vendor Name	Check Date	Invoice Number	Invoice Desc	PO Number	Invoice Amount	Check Amount
10E000 2663 4700 00 000000				EDUCATION/DISTRICT OFFICE/TECH PROGRAMMING SERVICES/SOF		3,185.00	
			57965	Blanket PO - MONITOR WALL MOUNT \$5000 to cover miscellaneous costs	7042100031	122.08	
10E000 2663 4110 00 000000				EDUCATION/DISTRICT OFFICE/TECH PROGRAMMING SERVICES/SUP		122.08	
			57969	Blanket PO - USB EXTENSION CABLE \$5000 to cover miscellaneous costs	7042100031	10.62	
10E000 2663 4110 00 000000				EDUCATION/DISTRICT OFFICE/TECH PROGRAMMING SERVICES/SUP		10.62	
			58190	Blanket PO - DELL MONITORS \$5000 to cover miscellaneous costs	7042100031	1,326.00	
10E000 2663 4110 00 000000				EDUCATION/DISTRICT OFFICE/TECH PROGRAMMING SERVICES/SUP		1,326.00	
91975 RADLEY, TAYLOR		08/24/2021	TUITION REIMB-070121	COURSE #BLBC 440 - 3 CREDIT HOURS	0	525.00	525.00
10E400 1110 2300 00 000000				EDUCATION/ROBINSON ELEMENTARY/ELEMENTARY/TUITION REIMBU		525.00	
91976 REALLY GOOD STUFF, LLC		08/24/2021	7655337	21-22 School Supplies - LINCOLN INTERVENTION	7032100137	3,022.54	5,227.19
10E000 1110 4100 00 499802				EDUCATION/DISTRICT OFFICE/ELEMENTARY/SUPPLIES/ESSER GRA		3,022.54	
			7680116	4-Way Dividers for GW covid room set-up	7012100119	2,204.65	
20E000 2540 4100 00 499803				OP, BLDG,MAIN/DISTRICT OFFICE/OPERATION AND MAINTENANCE		2,204.65	
91977 RUBBER STAMPS UNLIMITED		08/24/2021	07/28/21	Stamps for Grades on Report Cards	7032100139	848.45	848.45
10E000 1110 4100 00 499802				EDUCATION/DISTRICT OFFICE/ELEMENTARY/SUPPLIES/ESSER GRA		848.45	
91978 SAM'S CLUB DIRECT		08/24/2021	437979636-072021	SUMMER CAMP PURCHASES	0	940.38	940.38
10E000 2210 4100 00 499802				EDUCATION/DISTRICT OFFICE/IMPROVEMENT OF INSTRUCTION SE		940.38	
91979 SAVVAS LEARNING CO/PEARSON EDU		08/24/2021	7027528216	Pearson Education Science Refill Kits	2002100040	931.88	112,885.68

Check Nbr	Vendor Name	Check Date	Invoice Number	Invoice Desc	PO Number	Invoice Amount	Check Amount
10E000	1110 4200 00 000000			EDUCATION/DISTRICT OFFICE/ELEMENTARY/TEXTBOOKS		931.88	
			7027558233	Science Kit	4002100044	163.68	
10E000	1110 4200 00 000000			EDUCATION/DISTRICT OFFICE/ELEMENTARY/TEXTBOOKS		163.68	
			7027605885	3 YEAR LICENSE ELEVATE-K8 - ESSER III ELEVATE SCIENCE K-5 ELEVATE SCIENCE MIDDLE GRADES QUOTE#149617-1	7032100138	111,790.12	
10E000	1110 3100 00 499803			EDUCATION/DISTRICT OFFICE/ELEMENTARY/PROFESSIONAL AND T		111,790.12	
91980	SCHINDLER ELEVATOR CORPORATION	08/24/2021	8105700886	COSTELLO - QTRLY BILLING - 8/1/21 - 10/31/21	0	783.84	783.84
20E600	2540 3200 00 000000			OP, BLDG,MAIN/COSTELLO ELEMENTARY/OPERATION AND MAINTEN		783.84	
91981	SCREENCASTIFY, LLC	08/24/2021	SC-446954	12 Month Renewal	7032100142	4,140.00	4,140.00
10E000	1250 3100 00 430000			EDUCATION/DISTRICT OFFICE/TITLE I/PROFESSIONAL AND TECH		4,140.00	
91982	SHERWIN WILLIAMS #3451	08/24/2021	3827-1	DISTRICT PAINT	0	254.44	631.24
20E000	2540 4100 00 000000			OP, BLDG,MAIN/DISTRICT OFFICE/OPERATION AND MAINTENANCE		254.44	
			3890-4	DISTRICT PAINT	0	164.81	
20E000	2540 4100 00 000000			OP, BLDG,MAIN/DISTRICT OFFICE/OPERATION AND MAINTENANCE		164.81	
			3992-8	DISTRICT PAINT	0	33.16	
20E000	2540 4100 00 000000			OP, BLDG,MAIN/DISTRICT OFFICE/OPERATION AND MAINTENANCE		33.16	
			7003-0	DISTRICT PAINT	0	178.83	
20E000	2540 4100 00 000000			OP, BLDG,MAIN/DISTRICT OFFICE/OPERATION AND MAINTENANCE		178.83	
91983	SKYWARD	08/24/2021	213590	12 hours of training skyward	7032100073	2,400.00	2,400.00
10E000	1250 3100 00 430000			EDUCATION/DISTRICT OFFICE/TITLE I/PROFESSIONAL AND TECH		2,400.00	
91984	SMITHEREEN PEST MANAGEMENT SER	08/24/2021	2528502	REGULAR PC SERVICES	0	90.00	90.00
20E000	2540 3230 00 000000			OP, BLDG,MAIN/DISTRICT OFFICE/OPERATION AND MAINTENANCE		90.00	
91985	SOARING EAGLE ACADEMY	08/24/2021	21020	ROBINSON - TUITION REIMBN-AUG'21 - P.J.	0	2,014.65	2,014.65
10E400	1912 6700 00 000000			EDUCATION/ROBINSON ELEMENTARY/OTHER LEA PRIVATE TUITION		2,014.65	
91986	SVOBODA, CLAIRE	08/24/2021	FINGERPRINT-1523010	FINGERPRINT REIMB	0	20.00	20.00

Check Nbr	Vendor Name	Check Date	Invoice Number	Invoice Desc	PO Number	Invoice Amount	Check Amount
10E000	2310 3100 00 000000			EDUCATION/DISTRICT OFFICE/BOARD OF EDUCATION SERVICES/P		20.00	
91987	SYMMETRY ENERGY SOLUTIONS LLC	08/24/2021	10985574	ACC RUE - U I T L I T Y CYCLE: 5/24/21 - 6/23/21	0	2,192.86	4,121.19
20E100	2540 4650 00 000000			OP, BLDG,MAIN/EDISON ELEMENTARY/OPERATION AND MAINTENAN		257.76	
20E200	2540 4650 00 000000			OP, BLDG,MAIN/HOME ELEMENTARY/OPERATION AND MAINTENANCE		211.54	
20E300	2540 4650 00 000000			OP, BLDG,MAIN/LINCOLN ELEMENTARY/OPERATION AND MAINTENA		378.79	
20E400	2540 4650 00 000000			OP, BLDG,MAIN/ROBINSON ELEMENTARY/OPERATION AND MAINTEN		223.82	
20E500	2540 4650 00 000000			OP, BLDG,MAIN/WASHINGTON MIDDLE SCHOOL/OPERATION AND MA		459.40	
20E600	2540 4650 00 000000			OP, BLDG,MAIN/COSTELLO ELEMENTARY/OPERATION AND MAINTEN		352.89	
20E000	2540 4650 00 000000			OP, BLDG,MAIN/DISTRICT OFFICE/OPERATION AND MAINTENANCE		308.66	
			11413164	UTILITY CYCLE: 07.01.21-07.31.21	0	1,928.33	
20E100	2540 4650 00 000000			OP, BLDG,MAIN/EDISON ELEMENTARY/OPERATION AND MAINTENAN		238.90	
20E200	2540 4650 00 000000			OP, BLDG,MAIN/HOME ELEMENTARY/OPERATION AND MAINTENANCE		207.58	
20E300	2540 4650 00 000000			OP, BLDG,MAIN/LINCOLN ELEMENTARY/OPERATION AND MAINTENA		369.48	
20E400	2540 4650 00 000000			OP, BLDG,MAIN/ROBINSON ELEMENTARY/OPERATION AND MAINTEN		209.47	
20E500	2540 4650 00 000000			OP, BLDG,MAIN/WASHINGTON MIDDLE SCHOOL/OPERATION AND MA		433.40	
20E600	2540 4650 00 000000			OP, BLDG,MAIN/COSTELLO ELEMENTARY/OPERATION AND MAINTEN		182.68	
20E000	2540 4650 00 000000			OP, BLDG,MAIN/DISTRICT OFFICE/OPERATION AND MAINTENANCE		286.82	
91988	T-MOBILE	08/24/2021	972033599-072121	HOTSPOTS - MONTHLY SRVC CHR G - 06.21.21-07.20.21	0	3,225.00	3,225.00
10E000	1110 3100 98 499802			EDUCATION/DISTRICT OFFICE/ELEMENTARY/PROFESSIONAL AND T		3,225.00	
91989	THOMAS, NANCY M	08/24/2021	TUITION REIMB-063021	COURSE #BLBC 440 - 3 CREDIT HOURS	0	525.00	525.00
10E500	1110 2300 00 000000			EDUCATION/WASHINGTON MIDDLE SCHOOL/ELEMENTARY/TUITION R		525.00	
91990	THOMSON REUTERS - WEST	08/24/2021	844817676	CLEAR PROFLEX - ONLINE/SOFTWARE SUBSCRIPTION CHARGES - JUL'21	0	550.40	550.40
10E000	1205 3160 00 000000			EDUCATION/DISTRICT OFFICE/LEARNING DISABLED/DATA PROCES		550.40	
91991	UNIFIRST CORPORATION	08/24/2021	1380342	ACC RUE - LINCOLN	0	145.37	2,138.62
20E300	2540 4100 00 000000			OP, BLDG,MAIN/LINCOLN ELEMENTARY/OPERATION AND MAINTENA		145.37	
			1381990	GWMS	0	322.48	
20E500	2540 4100 00 000000			OP, BLDG,MAIN/WASHINGTON MIDDLE SCHOOL/OPERATION AND MA		322.48	
			1381991	EDISON	0	152.49	
20E100	2540 4100 00 000000			OP, BLDG,MAIN/EDISON ELEMENTARY/OPERATION AND MAINTENAN		152.49	
			1381992	HOME	0	154.70	
20E200	2540 4100 00 000000			OP, BLDG,MAIN/HOME ELEMENTARY/OPERATION AND MAINTENANCE		154.70	

Check Nbr	Vendor Name	Check Date	Invoice Number	Invoice Desc	PO Number	Invoice Amount	Check Amount
20E300 2540 4100 00 000000			1383572	LINCOLN OP, BLDG,MAIN/LINCOLN ELEMENTARY/OPERATION AND MAINTENA	0	244.61 244.61	
20E500 2540 4100 00 000000			1385177	GWMS OP, BLDG,MAIN/WASHINGTON MIDDLE SCHOOL/OPERATION AND MA	0	811.78 811.78	
20E100 2540 4100 00 000000			1385178	EDISON OP, BLDG,MAIN/EDISON ELEMENTARY/OPERATION AND MAINTENAN	0	152.49 152.49	
20E200 2540 4100 00 000000			1385179	HOME OP, BLDG,MAIN/HOME ELEMENTARY/OPERATION AND MAINTENANCE	0	154.70 154.70	
91992 UNIQUE PRODUCTS 20E600 2540 3230 00 000000		08/24/2021	416789	COSTELLO OP, BLDG,MAIN/COSTELLO ELEMENTARY/OPERATION AND MAINTEN	0	243.24 243.24	243.24
91993 USI EDUCATION & GOVERNMENT SAL 10E300 1110 4100 00 000000		08/24/2021	0393403801011	Laminating Film EDUCATION/LINCOLN ELEMENTARY/ELEMENTARY/SUPPLIES	3002100084	399.96 399.96	399.96
91994 VERIZON WIRELESS 20E000 2540 3440 00 000000		08/24/2021	9884764637	BILL SUMMARY - 06.24.21 - 07.23.21 OP, BLDG,MAIN/DISTRICT OFFICE/OPERATION AND MAINTENANCE	0	1,457.65 1,457.65	1,457.65
91995 VILLAGE OF LYONS WATER DEPARTM 20E600 2540 3700 00 000000		08/24/2021	013293-000-073121	ACC RUE - COSTELLO - DATE OF SRVC - 05.16.21 - 07.15.21 OP, BLDG,MAIN/COSTELLO ELEMENTARY/OPERATION AND MAINTEN	0	171.68 171.68	171.68
91996 VILLAGE OF STICKNEY WATER DEPT 20E200 2540 3700 00 000000		08/24/2021	101878-081121	HOME - DATE OF SRVCE- 07.12.21-08.11.21 OP, BLDG,MAIN/HOME ELEMENTARY/OPERATION AND MAINTENANCE	0	50.00 50.00	100.11
20E100 2540 3700 00 000000			101884-081121	EDISON - DATES OF SRVC: 07.12.21 - 08.11.21 OP, BLDG,MAIN/EDISON ELEMENTARY/OPERATION AND MAINTENAN	0	50.11 50.11	
91997 VILLAGE OF BROOKFIELD 20E300 2540 3700 00 000000		08/24/2021	400067-001-080521	ACC RUE - LINCOLN - SERVICE PERIOD: 06.30.21-07.31.21 OP, BLDG,MAIN/LINCOLN ELEMENTARY/OPERATION AND MAINTENA	0	123.29 123.29	123.29
91998 VISTA LEARNING, NFP 10E000 2642 3900 00 000000		08/24/2021	VL121-1418	Additional Rubric EDUCATION/DISTRICT OFFICE/HUMAN RESOURCES/OTHER PURCHAS	7002100104	996.00 996.00	996.00
91999 WILSON LANGUAGE 10E000 1205 4100 00 000000		08/24/2021	1865962	WRS Student Readers EDUCATION/DISTRICT OFFICE/LEARNING DISABLED/SUPPLIES	7022100072	37.70 37.70	37.70

Check Nbr	Vendor Name	Check Date	Invoice Number	Invoice Desc	PO Number	Invoice Amount	Check Amount
92000	WISCONSIN CNTR FOR ED PRODUCTS	08/24/2021	38241	COSTELLO	7002100092	565.00	814.00
10E000	1800 4100 49 490900			EDUCATION/DISTRICT OFFICE/BILINGUAL PROGRAMS/SUPPLIES/B		565.00	
			38307	MODEL	7002100119	249.00	
10E000	1800 4100 49 490900			EDUCATION/DISTRICT OFFICE/BILINGUAL PROGRAMS/SUPPLIES/B		249.00	
92001	YURITZY 2 INC	08/24/2021	14503	WEEDS CONTROL	7012100117	3,000.00	5,400.00
20E000	2540 3230 00 000000			OP, BLDG,MAIN/DISTRICT OFFICE/OPERATION AND MAINTENANCE		3,000.00	
			14504	INSTALLATION OF	7012100116	2,400.00	
				BUSHES			
20E000	2540 3230 00 000000			OP, BLDG,MAIN/DISTRICT OFFICE/OPERATION AND MAINTENANCE		2,400.00	
92002	ZANER-BLOSER EDUCATIONAL PUBLI	08/24/2021	10302994	Writing: (NEW) Classroom Package (2020)	4002100041	1,009.61	4,038.45
10E000	1110 4200 00 000000			EDUCATION/DISTRICT OFFICE/ELEMENTARY/TEXTBOOKS		1,009.61	
			10303512	Zaner-Bloser Handwriting Classroom Packages (2020) - Grades 2 & 3	3002100083	2,019.23	
10E300	1110 4200 00 000000			EDUCATION/LINCOLN ELEMENTARY/ELEMENTARY/TEXTBOOKS		2,019.23	
			10304473	Writing: (NEW) Classroom Package (2020)	4002100041	1,009.61	
10E000	1110 4200 00 000000			EDUCATION/DISTRICT OFFICE/ELEMENTARY/TEXTBOOKS		1,009.61	
			92	Computer	Check(s) For a Total of		970,441.38

	0	Manual	Checks For a Total of	0.00
	0	Wire Transfer	Checks For a Total of	0.00
	0	ACH	Checks For a Total of	0.00
	92	Computer	Checks For a Total of	970,441.38
Total For	92	Manual, Wire Tran, ACH & Computer Checks		970,441.38
Less	0	Voided	Checks For a Total of	0.00
			Net Amount	970,441.38

MINUTES OF THE PUBLIC HEARING
OF THE BOARD OF EDUCATION
LYONS ELEMENTARY SCHOOL DISTRICT 103
George Washington Middle School, Cafeteria
8101 Ogden Avenue, Lyons, Il 60534 at 5:45 P.M.
Tuesday, July 27, 2021

I. Call to Order

The public hearing was called to order at 5:47 p.m. by President Jorge Torres.

II. Review

Members Physically Present:	Sara Andreas Vito Campanile Olivia Quintero Winifred Rodriguez Jorge Torres
Absent:	Slagiana Aleksikj Mario Ramirez

III. Review of Amended Tentative Budget for FY2020-2021

Business Manager Johnson presented the Board with an overview of the amended tentative budget. She stated that the School Code requires that all school districts limit the growth of administrative expenditures to a maximum of 5% from the previous fiscal year. Dr. Johnson stated that the administrative costs for the fiscal year 2020-2021 budget was in excess of the 5% threshold due to staffing when the district had a part-time contracted position without benefits to a full-time position with benefits. She stated in order to comply with the Limitation of Administrative Costs we amended our budget and decreased the expenditures by \$35,800 and that with this adjustment, we are compliant with the School Code.

IV. Public Comment

Gloria Medina, GWMS Parent, inquired as to what this change in the budget is and why it happened.

IX. Adjournment

Winifred Rodriguez moved seconded by Olivia Quintero to adjourn at 5:56 p.m.

Upon Roll Call:

Ayes:	Sara Andreas Vito Campanile Olivia Quintero Winifred Rodriguez Jorge Torres
-------	---

Nays:	None
-------	------

Absent:	Slagiana Aleksikj Mario Ramirez
---------	------------------------------------

Motion carried

Sara Andreas, Secretary

Jorge Torres, President

MINUTES OF THE REGULAR MEETING
 OF THE BOARD OF EDUCATION
 LYONS ELEMENTARY SCHOOL DISTRICT 103
 George Washington Middle School, Cafeteria
 8101 Ogden Avenue, Lyons, Il 60534 at 6:00 P.M.
 Tuesday, July 27, 2021

I. Call to Order

The regular meeting of the Board of Education was called to order at 6:00 p.m. by President Jorge Torres.

II. Roll Call

Members Physically Present:

Sara Andreas
 Vito Campanile
 Olivia Quintero
 Winifred Rodriguez
 Jorge Torres

Absent:

Slagiana Aleksikj
 Mario Ramirez

III. Reading of Communications

None

IV. Superintendent's Report

Superintendent Rivera informed the Board of the FOIA status and that one FOIA was received on July 12, 2021 and that this request was completed; and, another FOIA was received on May 20, 2021 that was also completed.

Superintendent Rivera informed the Board that parents were recently surveyed for important data related to the return to school in August. He stated this information will be used along with employee discussion with unions on how to return to school as safely as possible. He stated there is a draft plan with layered mitigation steps that is more restrictive as the Covid-19 positivity rates increase. Superintendent Rivera stated some mitigation factors that will be in place regardless of the positivity rates are: hygiene and handwashing, enhanced air quality through the addition of air purifiers in classrooms that do not have the ability to open windows, staying home when sick, quarantining, screening testing, and opportunities for vaccination. He stated another vaccination event is set for this Thursday for the first Pfizer vaccine followed by the second shot on August M19th and that both events are from 3:00 pm to 7:00 pm.

Mr. Rivera stated we will continue to seek feedback from all stakeholders as the guidance may will be modified along the way.

V. Year-to-Date Financials

Board President Torres stated the financials are attached to the agenda for the public to view.

VI. Public Comment

Tom Weiner, Costello Parent, inquired as to why the monthly bills are \$7 million dollars. He also inquired if the people resigning from the birth to age 3 program will be replaced. Mr. Weiner commented on Before and Aftercare and whether it will be looked into. He commented that some aides don't know if they still have a job.

Gloria Medina, GWMS Parent, inquired as to how parent communication will get out. Ms. Medina stated there are two groups of students: unvaccinated/vaccinated and inquired how it will work with students in K-6 and 7-8, in detail. She thanked the Board for being here.

VII. Consent Agenda

Vito Campanile moved seconded by Sara Andreas to approve the Consent Agenda as presented.

Upon Roll Call:

Ayes:	Sara Andreas Vito Campanile Olivia Quintero Winifred Rodriguez Jorge Torres
Nays:	None
Absent:	Slagiana Aleksikj Mario Ramirez

Motion carried

- A. Authorize Payment of Monthly Bills for July, 2021
- B. Approval of Minutes
 - 1. Minutes of June 22, 2021
- C. Approval of Employment
 - 1. Certified Personnel

- a. Bree Arend, Special Education CD Program Teacher, Lincoln, \$47,203.87, 08/16/21
- b. Leah Chlipala, Computer Teacher, GWMS, \$52,622.40, 8/16/21
- c. Ashley Hauke, Speech Language Pathologist, Costello/GWMS, \$49,270.82, 8/16/21
- d. Ryan McMillin, K-5 PE Teacher, Edison, \$49,683.90, 8/16/21
- 2. Support Personnel
 - a. Janet Terrazas, Lunch Aide, Home, \$11.00/hr, 8/16/21
- 3. Leave of Personnel
 - a. Julie Marcinkiewicz, Building Secretary, GWMS, 7/21/21-9/29/21 (originally scheduled 6/16/21-7/20/21)
 - b. Molly Woo, Teacher, GWMS, 8/16/21-1/28/22
- 4. Approval of Resignations
 - a. Martie Lukanich, Supervisor of Birth - 0 Program, 7/20/21
 - b. Erin McCabe, Instructional Coach, Robinson, 7/6/21
 - c. Claire Gabor, Kindergarten Teacher, Costello, 6/25/21
 - d. Gloria Reynosa, Special Education Paraprofessional, Costello/Edison, 5/24/21
 - e. Zachary Krause, Art Teacher, Edison/Home, 7/9/21
 - f. Beth Nicholson, 8th Grade Science Teacher, GWMS, 7/19/21
 - g. Silvia Mendoza, Parent Educator/Birth - Age 3 Program, Districtwide, 7/31/21
 - h. Jan Maresh, Parent Educator/Birth - Age 3 Program, Districtwide, 7/31/21
 - i. Maricela Aviles, Parent Educator/Birth - Age 3 Program, Districtwide, 7/31/21
- 5. Approval of Retirement
 - a. Judy Egan, Kindergarten Teacher, Home, 2024-2025 SY

VIII. Action Item

Approval of Resolution Authorizing and Approving a Fiscal Year 2020-2021 Amended Budget

Vito Campanile moved seconded by Olivia Quintero to approve the Resolution Authorizing and Approving a Fiscal year 2020-2021 Amended Budget, as presented.

Upon Roll Call:

Ayes:	Sara Andreas Vito Campanile Olivia Quintero Winifred Rodriguez Jorge Torres
Nays:	None
Absent:	Slagiana Aleksikj Mario Ramirez

Motion carried

Approval of Robinson School Principal, Nicole Lawler

Vito Campanile moved seconded by Olivia Quintero to approve the employment contract for Nicole Lawler, Principal of Robinson School, in the amount of \$105,000 for the 2021-2022 school year with the caveat that Ms. Lawler has declined individual medical insurance (and, if elected, family coverage), as well as individual dental insurance (and, if elected, family coverage) for the length of this contract. Should said Administrator have a qualified life change event that would require medical insurance or dental, the Administrator is responsible for premium payments typically paid by the Board in the amount provided to other administrative personnel in the District.

Upon Roll Call:

Ayes:	Sara Andreas Vito Campanile Olivia Quintero Winifred Rodriguez Jorge Torres
Nays:	None
Absent:	Slagiana Aleksikj Mario Ramirez

Motion carried

Approval of Two Additional Library Media Specialists

Vito Campanile moved seconded by Sara Andreas to approve two additional library media specialists.

Upon Roll Call:

Ayes:	Sara Andreas Vito Campanile Olivia Quintero Winifred Rodriguez Jorge Torres
Nays:	None
Absent:	Slagiana Aleksikj Mario Ramirez

Motion carried

Approval of Agreement between Lyons School District 103 and Lee/Ogle/Whiteside Regional Office of Education #47, d/b/a Illinois Multi-Tiered System of Supports Network for SY2021-22

Vito Campanile moved seconded by Olivia Quintero to approve the Agreement between Lyons School District 103 and Lee/Ogle/Whiteside Regional Office of Education #47, d/b/a Illinois Multi-Tiered System of Supports Network for SY2021-22 in an amount not to exceed \$39,060, as presented.

Upon Roll Call:

Ayes:	Sara Andreas Vito Campanile Olivia Quintero Winifred Rodriguez Jorge Torres
Nays:	None
Absent:	Slagiana Aleksikj Mario Ramirez

Motion carried

IX. Adjournment

Vito Campanile moved seconded by Sara Andreas to adjourn at 6:22 p.m.

Upon Roll Call:

Ayes:	Sara Andreas Vito Campanile Olivia Quintero Winifred Rodriguez Jorge Torres
Nays:	None
Absent:	Slagiana Aleksikj Mario Ramirez

Motion carried

Sara Andreas, Secretary

Jorge Torres, President

RESOLUTION

WHEREAS, the Board of Education of Lyons Elementary School District No. 103, County of Cook, State of Illinois ("Board"), has previously established the fiscal year of the District to begin on July 1 and to end on June 30 of each calendar year; and

WHEREAS, the Board has designated and directed the Business Manager/CSBO to prepare in tentative form the annual budget for the District's fiscal year beginning July 1, 2021 and ending on June 30, 2022, and has received and reviewed such proposed budget; and

WHEREAS, § 17-1 of The School Code (105 ILCS 5/17-1) requires that the proposed budget be made available for public inspection for at least 30 days, and that a public hearing on the budget be held, prior to final action thereon;

WHEREAS, in accordance with §17-1 of The School Code (105 ILCS 5/17-1), the Secretary of Board has caused notice of availability of the public inspection of the tentative budget to be published at least 30 days prior to the time of the public hearing date.

NOW, THEREFORE, BE IT RESOLVED by this Board of Education of Lyons Elementary School District No. 103 as follows:

Section 1. The above preamble recitals are incorporated in this resolution as if fully set forth herein.

Section 2. The Superintendent is hereby directed to cause the proposed budget for fiscal year 2021-2022, as reviewed with the Board in tentative form, to be on file and made conveniently available for public inspection at the District Administrative Office located at 4100 Joliet Avenue, Lyons, Illinois, from and after 8:30 A.M. on the 25th day of August, 2021 during regular business hours and for at least 30 days prior to the date of the public hearing on the proposed budget to be conducted pursuant to Section 3.

Section 3. A public hearing on the proposed budget shall be held on September 28, 2021 at 5:45 p.m. at George Washington Middle School, 8101 Ogden Avenue, Lyons, Illinois.

Section 4. This resolution shall be in full force and effect forthwith upon its passage.

ADOPTED on 24th day of August, 2021 by the following vote:

AYES:
NAYS:
ABSENT:

BOARD OF EDUCATION
LYONS ELEMENTARY
SCHOOL DISTRICT NO. 103
COOK COUNTY, ILLINOIS

By: _____
Jorge Torres, President

ATTEST:

Sara Andreas, Secretary



Agreement Between Konica Minolta Business Solutions U.S.A., Inc. and:

Table with customer information: Customer (Lyons School District 103), Address (4100 Joliet Ave), City (Lyons), State (IL), ZIP (60534), Invoice Address, Customer Email (riverak@lyons103.org)

Monthly Printer Pricing

Table with printer pricing: Device Description, CPP Pricing, CPP Print Allowance (Volume), Flat Rate (Price Per Device), OneRate 2.1 (Price Per Device), No. of Devices (Quantity), Base Fee (Price). Total Monthly Base Cost Upon Contract Signing: \$ 714.15

For additional pricing, use separate attachment. For initial device inventory, see fleet report detail.

Table with agreement details: Agreement Effective Date, Term, P.O. Number (if Required), PO Expiration Date

Covered Sites – KMBS will provide services on supported products at the listed sites:

Table with covered sites information: Address, Service/Supply Contact, City, Subnet In, Email, State, ZIP, Subnet Out, Phone

For larger lists of covered sites, use separate document (Excel, Word, etc.) and attach.

The MPS Advantage For Lyons School District 103



- Lyons 103 Current Spend: \$ 804.63/month
- Lyons 103 Future Spend: \$ 714.15/month

Immediate savings \$ 90.48/month

- Konica Minolta Implemented Phase One in August 2019:
Multifunction Device One Rate fleet refresh afforded Lyons 103 = **29% savings**
- Konica Minolta Phase Two (delayed due to Covid) Managed Print Program:
Desktop Printer Management all inclusive program affords Lyons 103 = **12% savings**

- Benefits of this program include:
 - Immediate 12% savings per month with further optimization resulting in future savings
 - All service and supplies included
 - Automatic toner replenishment
 - Proactive service and support from Konica Minolta technicians already servicing the district
 - 40% reduction in IT help desk calls
 - Fewer and consistent expenditure and invoices
 - Expense visibility, control and containment



**MEMORANDUM OF UNDERSTANDING
BETWEEN
THE BOARD OF EDUCATION OF LYONS ELEMENTARY SCHOOL DISTRICT 103
AND
FULL-TIME AIDES OF THE DISTRICT 103 UNIT OF LOCAL 73, SEIU**

2020-2021 School Year Full-Time Aides' Evaluations

This Memorandum of Understanding (MOU) shall memorialize the agreement between the Board of Education of the Lyons Elementary School District 103 and the Lyons Council Aides Union of Local 73, SEIU regarding the evaluation of full-time aides during COVID-19 Pandemic for the 2020-2021 School Year. The 2019-2022 collective bargaining agreement remains intact.

This MOU temporarily modifies the Lyons Elementary School District 103 evaluation agreement. Full-time aides will not receive formal summative evaluation in the 2020-2021 school year due to the COVID-19 Pandemic. District and school administrators may observe full-time aides during the 2020-2021 school year for the purpose of supporting excellent student/teacher support and learning. Administrators may provide feedback to full-time aides regarding these observations; however, this feedback will not become part of the full-time aide's school or district personnel file in the form of a formal summative evaluation.

The parties understand that this is a one-time non-precedential agreement that shall not in any way be construed as establishing a new policy or practice and shall not be used as evidence of such. This Memorandum of Understanding shall not in any way modify the parties' Collective Bargaining Agreement. This MOU is subject to the grievance procedure of the existing Collective Bargaining Agreement.

The parties also recognize that the pandemic may lead to periodic changes or updates to guidance provided by the Governor's Office, the Illinois Department of Public Health, or the Illinois State Board of Education. If any changes or updates lead to required changes in working conditions, the Union shall be afforded the opportunity to submit a demand to bargain over these conditions.

Agreed to by the parties:

The Board of Education of Lyons
Elementary School District 103

Full-Time Aides of the District 103 Unit of
Local 73, SEIU

By: _____

By: Patrick Corley

Date: _____

Date: 7/15/21