

City Council Regular Meeting
Monday, December 19, 2022 7:00 PM
City Hall
715 Front Street
Gibbon, NE 68840

1. Opening Procedures

1.1. Call to Order

1.2. Pledge of Allegiance

1.3. Announcement of Open Meetings Act

1.3.1. This is an open meeting of the Gibbon City Council. The City of Gibbon abides by the Open Meetings Act in conducting business. A copy of the Open Meetings Act is displayed on the north wall of the Council Chambers as required by state law.

1.4. Roll Call

2. Motions and Presentations

2.1. Approval of the Minutes of the November 21, 2022 Regular Council Meeting

2.2. Approval of the Claims for the Month of December

2.3. Oath of Office--Council Elect Member Leon Stall--Ward I & Council Elect Member Kevin Kraenow--Ward II

2.4. Election of Council President

2.5. Appointment of City Official

2.5.1. City Administrator--Matthew Smallcomb

3. Submittal of Requests for Future Items

3.1. Individuals who have items for City Council consideration should complete the Request for Future Agenda items form available from the City Clerk or on the City of Gibbon website. If the issue can be handled administratively without Council action, notification will be provided. If the item is scheduled for a meeting or study session, notification of the date will be given.

4. Reserve Time to Speak on Agenda Items
 - 4.1. This is an opportunity for individual wishing to provide input on any of tonight's agenda items to reserve time to speak. The City Council may take public comments on an agenda item, if it is deemed appropriate, before the Council begins discussion of the agenda item.
5. Presentations and Proclamations
 - 5.1. Buffalo County Sheriff Department-Contract Law Enforcement
 - 5.1.1. Report on Monthly Contract Law Enforcement Activities
 - 5.2. Mayor Report--Deb VanMatre
 - 5.3. City Attorney Report--Barry Hemmerling
 - 5.4. City Administrator Report--Matthew Smallcomb
 - 5.4.1. Report on City Operations
 - 5.4.2. Update on South Central Economic Development District (SCEDD)
 - 5.5. City Treasurer Report--Susan Tonniges
 - 5.5.1. Report on Monthly Financial Activities
6. Ordinance
 - 6.1. Ordinance No. 656--Change of Zoning Map (suspend 3 reading rule)
AN ORDINANCE OF THE CITY OF GIBBON, BUFFALO COUNTY, NEBRASKA, CHANGING THE ZONING OF A TRACT OF LAND LOCATED IN LOT 6, BLOCK 1, I.N. DAVIS ADDITION TO GIBBON, BUFFALO COUNTY, NEBRASKA FROM R-1 TO C-2.
7. Consent Agenda
 - 7.1. Approval of Report of Departments, Boards and Commissions
 - 7.1.1. Buffalo County Sheriff Department Report
 - 7.1.2. Treasurers Report
 - 7.1.3. Gibbon Volunteer Fire Department Report

7.1.4. Planning Commission Report

7.1.4.1. Building Permit

7.1.4.1.1. Building Permit 2022-34 Kyle Bond--906 Park Road--
Accessory Building

7.1.4.1.2. Building Permit 2022-35 Kyle Bond--908 Park
Road--Garage

7.1.4.1.3. Building Permit 2022-36 Juan Haro--704 Turkey Drive--
Solar Pannels

7.1.4.1.4. Building Permit 2022-37 Woody Giddings--6335 Lowel
Road--Residential Addition

7.1.4.1.5. Building Permit 2022-38 Lonny Kosmicki--1321 8th
Street--Fence

7.1.4.1.6. Building Permit 2022-39 City of Gibbon/BD Construction--
-714 1st Street--Commercial Addition

7.1.5. Library Report

7.1.6. Heritage Center Report

7.2. Renewal of Temporary Use Animal Permits

7.2.1. No. 2022-05--Wes Plummer--208 3rd Street--Chickens

7.2.2. No. 2022-06--Gustavo Ramirez-Sanchez--602 2nd Street--Chicken &
Quail

7.2.3. No. 2022-07--Dustin & Michelle Eutsler--414 3rd Street--Chickens

7.2.4. No. 2022-08--Trent & Leslie Petska--204 Scout Street--Chickens

8. Resolution and Motions

8.1. Consider a Motion to Approve Resolution No. 2022-18 Employee's Retirement
457(b) Plan and Trust and Authorize Plan Administrator

8.2. Consider a Motion to Approve Resolution No. 2022-19 to Designate the City
Administrator as the City's representative and the City Clerk as the City's alternate
representative to the ACE Board of Directors

- 8.3. Consider a Motion to Approve Resolution 2022-20 Request for the South Central Economic Development District, Inc. to Assist with a CDBG Application for a Public Works Project
- 8.4. Consider a Motion to Appoint Matthew Smallcomb to Serve as a Contact and Liaison to Work with SCEDD in the Preparation of the Grant Application.
- 8.5. Consider a Motion to Approve Jeff Palik with Olsson as Street Superintendent for the City of Gibbon
- 8.6. Consider a Motion to Approve Olsson as the Engineer for the City of Gibbon
- 8.7. Consider a Motion to Approve Year End Bonuses in the Net Amount of \$100 for City Employees
9. Other Items
 - 9.1. Next Regular Council Meeting will be on Tuesday, January 17, 2023 at 7:00 p.m. (Changed from Monday to Observe Martin Luther King Jr. Day)
10. Adjourn

MINUTE RECORD
GIBBON CITY COUNCIL
Monday, November 21, 2022

The Gibbon City Council, Buffalo County, Nebraska met in open public session at 7:00 p.m. at City Hall on Monday, November 21, 2022. Notice of the meeting was given in The Shelton Clipper on November 17, 2022, and by posting at Gibbon City Hall, Gibbon Post Office and Gibbon Exchange Bank.

Mayor Deb VanMatre called the meeting to order at 7:00 p.m. The Pledge of Allegiance was recited. The Open Meetings Notice is posted on the north wall of the Council Chambers. The City of Gibbon abides by the Open Meetings Act in conducting business.

Roll Call: Leon Stall: Present
Derrick Clevenger: Present
Jeff Burmood: Present
Bob Krier: Present
Present: 4: Absent: 0

Submittal of Requests for Future Items: None

Reserve Time to Speak on Agenda Items: None

Public Hearing

Hearing on Application for Change of Zoning Use from R 1 District to C2 District. Track IN Davis Add Gib E PT LT 6 Blk 1

A motion was made by Leon Stall to open the hearing at 7:02 p.m., seconded by Derrick Clevenger.

Leon Stall: Yea; Derrick Clevenger: Yea; Jeff Burmood: Yea; Bob Krier: Yea
Yea: 4; Nay: 0. Motion carried.

The purpose of the hearing is to receive support, opposition, criticism, suggestions, or observation from the public in regard to the change of zoning.

There were no comments made.

A motion was made by Leon Stall to close the hearing at 7:03 p.m., seconded by Derrick Clevenger.

Leon Stall: Yea; Derrick Clevenger: Yea; Jeff Burmood: Yea; Bob Krier: Yea
Yea: 4; Nay: 0. Motion carried.

Presentations and Proclamations:

Buffalo County Sheriff Department—Sergeant Ristine: Sergeant Ristine reported that the month of October was routine. There was more foot patrol due to school activities and downtown activities with the Halloween events. The department will have two more road patrol graduating from the academy in December. Councilman Krier thanked the department for participating in the trunk or treat event.

Mayor Report—Deb VanMatre: Mayor VanMatre let the council know there would not be a treasurer report as Susan was not able to attend due to illness. Mayor VanMatre thanked staff for their hard work with the community center, city hall, fire hall, grants and downtown Christmas event along with their regular job duties.

City Administrator Report—Matthew Smallcomb: Mr. Smallcomb informed the council that the city is currently at full staff. Andrew Sleicher started with the city on October 31, 2022, in the streets department. Andrew will be at December's meeting. He also thanked the Sheriff's Department, particularly the CSO, for the weekly updates. This communication seems to help with the process on code enforcement. The first Christmas in the Park event will be on December 3rd and the park crew has been decorating for that event. We currently have 24 spots reserved for Christmas trees in the park. All park restrooms have been closed for the winter. Valley View Golf Course closed the course and clubhouse, and the sprinkler system was winterized. The library is gearing up for a gingerbread house making contest on November 28th and the storybook walk which will coincide with the Christmas in the Park. Mr. Smallcomb

reported the sludge removal from the wastewater treatment plant was complete and they are working with HOA on replacing wiring on the SBR's. Crews fixed a water leak on May Avenue.

City Hall Community Center Update—Mr. Smallcomb updated the council on the November 16th meeting. The group discussed possible grants for funding and are reviewing other community rental agreements. About nine people attended the meeting.

Fire Hall Project Proposal—BD Construction—Scott Kralik and Mike Kalb: Mr. Kalb let the council know the bids came back at \$2.1 million. The bid is a bit higher, but this does include the sprinkler system that wasn't originally in the plan. There are options that could be cut out to trim that amount. Mr. Kalb felt it would be best to lock down the bids to move forward with the project. Councilman Stall expressed his frustration as it had previously been indicated the project cost was to be \$2.0 million.

Consent Agenda:

A motion was made by Bob Krier to approve the Consent Agenda, seconded by Derrick Clevenger.

Bob Krier: Yea; Derrick Clevenger: Yea; Leon Stall: Yea; Jeff Burmood: Yea.

Yea: 4; Nay: 0. Motion carried.

The items approved in the Consent Agenda were as follows:

Minutes of the October 17, 2022, Regular Council Meeting

Claims for the Month of November

Buffalo County Sheriff Department Report

Treasurers Report

Planning Commission Report

Building Permit 2022-32—Mike Kenton—617 6th Street—Deck Addition

Building Permit 2022-33—Green Brick LLC—310 Murnen—Tri-plex

Library Report

Cemetery Report

Reappointment of Melody Rockefeller to the Cemetery Board

Reappointment of Lee Vohland to the Cemetery Board

Resolutions and Motions:

A motion was made by Leon Stall to approve the Resolution No. 2022-16 Temporary Street Closure, seconded by Derrick Clevenger.

RESOLUTION TEMPORARILY CLOSING PUBLIC STREET

BE IT RESOLVED BY THE COUNCIL OF THE CITY OF GIBBON, NEBRASKA that the following street will be closed to vehicular traffic for the Christmas lighting ceremony from 4:30 p.m. to 8:30 p.m. on Saturday, December 3, 2022, as follows:

Front Street from LaBarre Street to Court Street; and

Court Street from Front Street to 2nd Street; and

First Street from Court Street to Niles Street; and

LaBarre Street from Front Street to 2nd Street.

Leon Stall: Yea; Derrick Clevenger: Yea; Jeff Burmood: Yea; Bob Krier: Yea

Yea: 4; Nay: 0. Motion carried.

A motion was made by Leon Stall to approve Resolution No. 2022-17 Signing of the Year-End Certification of the City Street Superintendent 2022

RESOLUTION SIGNING OF THE YEAR-END CERTIFICATION OF CITY STREET SUPERINTENDENT 2022

Whereas: State of Nebraska Statutes, sections 39-2302, and 39-2511 through 39-2515 details the requirements that must be met in order for a municipality to qualify for an annual Incentive Payment; and

Whereas: The State of Nebraska Department of Transportation (NDOT) requires that each incorporated municipality must annually certify (by December 31st of each year) that appointment(s) of the City Street Superintendent(s) to the NDOT using the Year-End Certification of City Street Superintendent form; and

Whereas: The NDOT requires that each certification shall also include a copy of the documentation of the city street superintendent's appointment, i.e., meeting minutes; showing

the appointment of the City Street Superintendent by their name as it appears on their License (if applicable), their License Number (if applicable), and Class of License (if applicable), and type of appointment, i.e., employed, contract (consultant, or interlocal agreement with another incorporated municipality and/or county), and the beginning date of the appointment; and Whereas: The NDOT also requires that such Year-End Certification of City Street Superintendent form shall be signed by the Mayor or Village Board Chairperson and shall include a copy a resolution of the governing body authorizing the signing of the Year-End Certification of City Street Superintendent form by the Mayor or Village Board Chairperson. Be it resolved that the Mayor of The City of Gibbon is hereby authorized to sign the attached Year-End Certification of City Street Superintendent completed form(s).
Leon Stall: Yea; Derrick Clevenger: Yea; Bob Krier: Yea; Jeff Burmood: Yea.
Yea: 4; Nay: 0. Motion carried.

A motion was made by Derrick Clevenger to approve the Planning Commission's recommendation to approve the change of zoning for a track of land described as IN Davis ADD Gib E PT LT 6 Blk 1., seconded by Jeff Burmood.
Discussion: Councilman Stall asked City Attorney Barry Hemmerling if there would be any reason the zoning should not be changed. There were none.
Derrick Clevenger: Yea; Jeff Burmood: Yea; Bob Krier: Yea; Leon Stall: Yea.
Yea: 4; Nay: 0. Motion carried.

A motion was made by Leon Stall, seconded by Derrick Clevenger to move into closed session to protect the interest of the public. The reason for going into closed session is for the protection of the public interest. The following individuals will also be included in the closed session: City Administrator Matt Smallcomb, City Attorney Barry Hemmerling and City Clerk Pam Rasmussen.
Leon Stall: Yea; Derrick Clevenger: Yea; Bob Krier: Yea; Jeff Burmood: Yea.
Yea: 4; Nay: 0. Motion carried.

The council moved into closed session at 7:25 p.m.

A motion was made by Leon Stall to return to open session, seconded by Derrick Clevenger.
Leon Stall: Yea; Derrick Clevenger: Yea; Bob Krier: Yea; Jeff Burmood: Yea.
Yea: 4; Nay: 0. Motion carried.

The council returned to open session at 7:55 p.m.

A motion was made by Jeff Burmood to approve moving forward with the proposed construction proposal with BD Construction on the Fire Hall Project, seconded by Derrick Clevenger.
Jeff Burmood: Yea; Derrick Clevenger: Yea; Leon Stall: Nay; Bob Krier: Yea.
Yea: 3; Nay: 1. Motion carried.

Other Items:

The next regular Council Meeting will be on Monday, December 19, 2022, at 7:00 p.m.

Adjourn:

A motion was made by Leon Stall to adjourn the meeting, seconded by Derrick Clevenger.
Leon Stall: Yea; Derrick Clevenger: Yea; Jeff Burmood: Yea; Bob Krier: Yea.
Yea: 4; Nay: 0. Motion carried.

Mayor VanMatre adjourned the meeting at 7:56 p.m.

Pamela Rasmussen

Matthew Smallcomb

Deborah VanMatre

City Clerk

City Administrator

Mayor

SEAL

Claims Register

12/14/2022 4:33:21 PM

City of Gibbon - 12/19/2022

Page 1 of 3

<u>Vendor Name</u>	<u>Description</u>	<u>Amount</u>
AMAZON CAPITAL SERVICES	SUPPLIES-ALL DEPTS	\$215.63
AMAZON CAPITAL SERVICES	MAGAZINES/BOOKS/MISC-LIBRARY	\$203.19
ANDREW SLEICHER	CELL PHONE REIMBURSEMENT-WATER	\$35.00
Adam's Corner Market	SUPPLIES-STREET/CITYHALL	\$43.81
Adam's Corner Market	MISC-LIBRARY	\$44.16
All Makes Auto Supply	SUPPLIES-SPSEWER	\$90.88
All Makes Auto Supply	REPAIRS-STREET	\$48.75
All Makes Auto Supply	REPAIRS-WATER/SPSEWER	\$287.95
All Makes Auto Supply	SUPPLIES-SHOP	\$305.75
All Makes Auto Supply	REPAIRS-STREET	\$124.99
All Makes Auto Supply	SUPPLIES-STREET	\$132.25
All Makes Auto Supply	SUPPLIES-SHOP	\$8.99
All Makes Auto Supply	SUPPLIES-STREET	\$351.91
All Makes Auto Supply	SUPPLIES-STREET	\$26.97
All Makes Auto Supply	REPAIRS-STREET	\$48.15
All Makes Auto Supply	REPAIRS-STREET	\$64.96
All Makes Auto Supply	REPAIRS-STREET	\$169.65
All Makes Auto Supply	SUPPLIES-STREET	\$129.80
All Makes Auto Supply	SUPPLIES-SHOP	\$188.91
All Makes Auto Supply	SUPPLIES-SHOP	\$11.97
All Makes Auto Supply	REPAIRS-STREET	\$68.18
American Legal Publishing Corp.	ORDINANCE PROGRAM SUBSCRIPTION	\$399.00
Aurora Cooperative	FUEL-PARK	\$80.13
Aurora Cooperative	REPAIRS-SPSEWER	\$14.99
Aurora Cooperative	FUEL-PARK	\$69.72
Aurora Cooperative	FUEL-PARK/CEMETERY/STREET/WATER/SEWER/SP	\$2,332.50
Aurora Cooperative	FUEL-STREET	\$191.41
Aussie Hydraulics LLP	REPAIRS-STREET	\$33.13
Axmann Heating & Air Conditioning	REPAIRS-SPSEWER	\$166.25
Black Hills Energy	GAS SERVICE-CITY SHOP	\$324.69
Black Hills Energy	GAS SERVICE-CCCH	\$199.58
Black Hills Energy	GAS SERVICE-POOL	\$35.05
Black Hills Energy	GAS SERVICE-CITY HALL	\$105.26
Black Hills Energy	GAS SERVICE-FIRE/POLICE	\$220.89
Black Hills Energy	GAS SERVICE-HERITAGE CENTER	\$283.98
Black Hills Energy	GAS SERVICE-WWTP	\$187.81
Black Hills Energy	GAS SERVICE-FOX BUILDING	\$102.93
Black Hills Energy	GAS SERVICE-PARK/SEWER	\$243.39
Black Hills Energy	GAS SERVICE-WATER STORAGE	\$45.26
Jason Blausey	CELL PHONE REIMBURSEMENT-PARK	\$35.00
Blue Cross Blue Shield Of Nebraska	MEDICAL/DENTAL INSURANCE	\$1,055.09
Blue Cross Blue Shield Of Nebraska	MEDICAL/DENTAL INSURANCE	\$19,539.90
Buffalo County Sheriff Department	CONTRACT LAW ENFORCEMENT	\$18,687.50
Buffalo County Treasurer	2022 REAL ESTATE TAX-HEALTH BUILDING	\$3,152.74
CREATIVE SITES, LLC	PLAYGROUND EQUIPMENT-PARK	\$31,710.00
Cardmember Service	SUPPLIES/POSTAGE/ADS-WATER/SPSEWER/STREE	\$297.25
Chemsearch	SUPPLIES-SPSEWER	\$382.00
Clevenger's Tires and Convenience	FUEL/REPAIRS-PARK/CEMETERY/SEWER/WATER	\$586.12
Clipper Publishing	LEGAL NOTICES	\$225.99
Clipper Publishing	PUBLICATIONS	\$118.00
Core & Main LP	SUPPLIES-WATER	\$3,459.34
Core & Main LP	SUPPLIES-WATER	\$1,513.88
Culligan of Kearney	RENTAL-GOLF	\$39.00
DENISE CATLIN	CELL PHONE REIMBURSEMENT-GOLF	\$35.00
Dawson Public Power District	ELECTRICITY-CEMETERY	\$113.96
Dawson Public Power District	ELECTRICITY-GOLF	\$418.55
Demco	SUPPLIES-LIBRARY	\$109.73
Dollar General--Regions 410526	SUPPLIES-CITYHALL/WATER	\$165.15
Dynamic T's Screen Printing	APPAREL-ALL DEPTS	\$805.00
Eakes Office Solutions	SUPPLIES-OFFICE	\$101.45
Eakes Office Solutions	SUPPLIES-GOLF	\$41.97
Eakes Office Solutions	SUPPLIES-OFFICE	\$23.99
Electric Pump	REPAIRS-SEWER	\$1,539.50
Gibbon Fire Department	MONTHLY ALLOWANCE	\$800.00
Godfrey Electric LLC	BUCKET TRUCK USE-PARKS	\$120.00
HAMILTON	PHONE SERVICE-GOLF	\$105.20
HAMILTON	PHONE SERVICE-CEMETERY	\$59.95

Claims Register

12/14/2022 4:33:21 PM

City of Gibbon - 12/19/2022

Page 2 of 3

<u>Vendor Name</u>	<u>Description</u>	<u>Amount</u>
HAMILTON	PHONE SERVICE-WATER	\$16.04
HAMILTON	PHONE SERVICE-WWTP	\$80.43
HAMILTON	PHONE SERVICE-POLICE	\$52.98
HAMILTON	PHONE SERVICE-WWTP	\$162.05
HAMILTON	PHONE SERVICE-LIBRARY	\$180.89
HAMILTON	PHONE SERVICE-CITY HALL/SHOP	\$259.17
HAMILTON	PHONE SERVICE-PARK	\$65.28
HEARTLAND CLERK'S ASSOCIATION	MEMBERSHIP DUES-PAM/STACEY/DENISE	\$30.00
HiTech Inc.	REPAIRS-STREET/SPSEWER	\$1,011.00
Hometown Leasing	Copier Lease	\$174.54
INTELLICOM	MONTHLY SERVICE (NOV)	\$675.25
INTELLICOM	EMAIL FORWARD SETUP	\$72.50
INTELLICOM	MONTHLY SERVICE (DEC)	\$675.25
Ingram Library Services	BOOKS-LIBRARY	\$1,512.64
Kearney Tire & Auto Service	REPAIRS-STREET 2007 CHEV	\$2,898.76
LaserTec	SUPPLIES-LIBRARY	\$86.40
MASTERS TRUE VALUE	REPAIRS-SPSEWER	\$35.14
MASTERS TRUE VALUE	REPAIRS-SPSEWER	\$4.75
MASTERS TRUE VALUE	REPAIRS-STREET	\$23.70
MASTERS TRUE VALUE	SUPPLIES-PARK	\$35.12
MUTUAL OF OMAHA	INSURANCE-VISION/LIFE/AD&D	\$424.79
Mayo's Electric Service Inc.	REPAIRS-SPSEWER	\$188.15
Mayo's Electric Service Inc.	REPAIRS-SPSEWER	\$120.00
Mayo's Electric Service Inc.	REPAIRS-SPSEWER	\$175.00
Mayo's Electric Service Inc.	REPAIRS-CITY HALL	\$199.08
Menards--Kearney	CAPITAL-PARK (LANDSCAPE BLOCK)	\$54.90
Menards--Kearney	CHRISTMAS DECOR-PARKS	\$212.33
Menards--Kearney	CHRISTMAS DECOR-PARKS	\$62.91
Menards--Kearney	SUPPLIES-PARK/STREET	\$332.02
Menards--Kearney	CHRISTMAS DECOR-PARKS	\$17.48
Mid-Nebraska Disposal, Inc.	GARBAGE SERVICE	\$9,227.20
Mid-Nebraska Disposal, Inc.	GARBAGE SERVICE-GOLF	\$98.60
Mollee's Motor Works	2017 FORD WHITE F-150 PICK UP	\$18,995.00
NEBRASKA CHILD SUPPORT	CHILD SUPPORT	\$507.00
NPPD	ELECTRICITY	\$27,030.34
NPPD	ELECTRICITY-NORTH WELLS	\$1,080.26
NPPD	ELECTRICITY-SOUTH LIFT STATION	\$154.12
NPPD	ELECTRICITY-HERSHEY LIFT STATION	\$156.62
NPPD	ELECTRICITY-HERTIAGE CENTER	\$72.11
NPPD	ELECTRICITY-LIBRARY	\$215.94
NPPD	ELECTRICITY-PARK WELL	\$454.64
Nebraska Public Health Lab	FLUORIDE TESTS	\$18.00
Nebraska State Fire Marshal	ANNUAL REGISTRATION FEE-WWTP	\$120.00
Olsson	WWTP PERMIT ASSISTANCE	\$2,914.52
Olsson	CONSULTING FEE WELLFIELD	\$2,080.16
Olsson	CONSULTING FEE SUBDIVISION REGS/STORM WAT	\$703.27
One Call Concepts, Inc.	NE 811	\$14.74
Pep Co. Inc.	PEST CONTROL-GOLF	\$100.00
Pioneer Simple IRA Investment Services	IRA	\$1,260.90
Pioneer ROTH Retirement Investment	Roth IRA	\$840.66
Platte Valley Lab	TESTS	\$4,437.50
QUADIENT FINANCE USA, INC.	POSTAGE	\$748.99
QUADIENT LEASING USA, INC	POSTAGE MACHINE LEASE	\$215.61
SANDRY FIRE SUPPLY LLC	MULTIGAS DETECTOR-SPSEWER/SEWER	\$1,046.50
SUMMIT WINDOW CLEANING	WINDOW CLEANING-LIBRARY	\$450.00
Shotkoski Services, LLC	REPLACE VFD-GOLF	\$10,005.53
Smallcomb, Matt	REIMBURSEMENT MILEAGE/DESKS	\$258.75
Social Security Administration	Federal	\$1,356.90
Social Security Administration	Medicare	\$750.58
Social Security Administration	SS	\$3,209.40
Social Security Administration	Federal	\$1,460.26
Social Security Administration	Medicare	\$801.30
Social Security Administration	SS	\$3,426.14
Stacey Jaeschke	CELL PHONE REINBURSEMENT-CITY HALL	\$35.00
TILLOTSON ENTERPRISES, INC.	REPAIRS-HERITAGE CENTER	\$5,034.50
The Lockmobile	PADLOCKS/KEYS-GOLF	\$261.00
Verizon Wireless	CELL PHONES	\$566.29

Claims Register

City of Gibbon - 12/19/2022

<u>Vendor Name</u>	<u>Description</u>	<u>Amount</u>
WEBER LAWN SERVICE	SNOW BLADE-STREETS	\$1,950.00
WEBER LAWN SERVICE	GOLF COURSE MAINTENANCE	\$250.00
Willis Repair LLC	REPAIRS-STREET	\$12.58
Willis Repair LLC	SUPPLIES-STREET	\$33.09
Wolfe, Snowden, Hurd, Luers & AHL, LLP	LEGAL FEES	\$1,132.50
		\$206,204.13

The claims listed above were approved by the City Of Gibbon City Council on 12/19/2022

Council Member Bob Krier

Council Member Leon Stall

Council Member Derrick Clevenger

Council Member Jeff Burmood

SEAL:

PAYROLL		
PAYROLL 11/22/22 THRU 12/19/22		
<u>VENDOR</u>	<u>FOR</u>	<u>AMOUNT</u>
Employee Checks 11/24/22	Net	\$ 20,056.09
Employee Check 12/08/22	Net	\$ 21,424.42
	Total	\$ 41,480.51



Buffalo County Sheriff's Office
Neil A. Miller, Sheriff



**City of Gibbon
 Calls For Service
 November, 2022**

<u>Call Time</u>	<u>Street</u>	<u>Nature of Call</u>
11/1/2022 7:38:27AM	1030 COURT ST	DIRECTED PATROL
11/1/2022 8:43:31AM	413-126 1ST ST	PAIN
11/1/2022 12:14:10PM	917 WEST AVE	PARKING VIOLATION
11/1/2022 3:23:24PM	1030 COURT ST	DIRECTED PATROL
11/1/2022 4:31:37PM	413-129 1ST ST	ILLNESS
11/1/2022 4:52:39PM	611 3RD ST	ANIMAL
11/1/2022 8:53:04PM	822 HWY 30	WARRANT
11/2/2022 12:20:17AM	413-114 1ST ST	SUSPICIOUS ACTIVITY
11/2/2022 7:22:39AM	1000 COURT ST	TRAFFIC STOP
11/2/2022 7:37:07AM	1030 COURT ST	FOOT PATROL
11/2/2022 3:23:07PM	718-A HWY 30	FOLLOW UP
11/2/2022 6:38:40PM	1203-20 7TH ST	CIVIL PAPER SERVICE
11/2/2022 7:39:23PM	708 DREW LN	CIVIL PAPER SERVICE
11/2/2022 7:45:58PM	804 DREW LN	CIVIL PAPER SERVICE
11/2/2022 7:51:35PM	3600 MAPLE RD	CIVIL PAPER SERVICE
11/2/2022 10:54:52PM	514 MAY AVE	SPECIAL SERVICE
11/2/2022 10:56:16PM	1381 HWY 30	TRAFFIC STOP
11/3/2022 11:26:20AM	1030 COURT ST	SPECIAL SERVICE
11/3/2022 12:56:29PM	804 DREW LN	CIVIL PAPER SERVICE
11/3/2022 1:06:21PM	1008 7TH ST	ANIMAL
11/3/2022 1:25:25PM	218 HWY 30	CIVIL PAPER SERVICE
11/3/2022 2:05:27PM	1120-20 7TH ST	WARRANT
11/4/2022 7:48:25AM	1029 COURT ST	DIRECTED PATROL
11/4/2022 8:50:12AM	1219 7TH ST	PARKING VIOLATION
11/4/2022 9:10:35AM	409 3RD ST	CODE VIOLATION
11/4/2022 9:15:11AM	605 3RD ST	CODE VIOLATION
11/4/2022 9:58:53AM	608 3RD ST	PARKING VIOLATION
11/4/2022 10:10:00AM	616 1ST ST	PARKING VIOLATION
11/4/2022 10:19:34AM	801 FRONT ST	PARKING VIOLATION
11/4/2022 10:24:38AM	515 MAY AVE	PARKING VIOLATION
11/5/2022 4:46:08AM	805 FRONT ST	PAIN
11/5/2022 1:00:55PM	218 HWY 30	BLEEDING
11/5/2022 3:22:46PM	508 SOUTH WIND DR	CIVIL PAPER SERVICE
11/5/2022 4:24:06PM	42565 160TH RD	CIVIL PAPER SERVICE
11/5/2022 7:16:43PM	HWY 30/PAWNEE RD	TRAFFIC OFFENSE

12/8/2022
 3:18:51PM

Chief Deputy D. Schleusener

<u>Call Time</u>	<u>Street</u>	<u>Nature of Call</u>
11/6/2022 12:48:47AM	1100 HWY 30	DIRECTED PATROL
11/6/2022 12:35:23PM	600 LAWN AVE	FOLLOW UP
11/6/2022 9:09:54PM	1100 HWY 30	DIRECTED PATROL
11/6/2022 10:32:07PM	818 HWY 30	TRAFFIC STOP
11/8/2022 10:41:56AM	1030 COURT ST	FOOT PATROL
11/8/2022 11:50:29AM	218 HWY 30	PAIN
11/8/2022 12:23:24PM	218 HWY 30	CHECK WELFARE
11/8/2022 1:20:14PM	1011 FRONT ST	TROUBLE BREATHING
11/8/2022 1:21:34PM	219 KELSEY AVE	CIVIL PAPER SERVICE
11/8/2022 1:43:39PM	312 LAWN AVE	CIVIL PAPER SERVICE
11/8/2022 6:07:08PM	804 FRONT ST	CIVIL
11/8/2022 6:43:53PM	514 MAY AVE	MISSING PERSON
11/8/2022 9:43:57PM	413-129 1ST ST	TROUBLE BREATHING
11/9/2022 7:42:04AM	1030 COURT ST	DIRECTED PATROL
11/9/2022 9:37:23AM	1219 7TH ST	PARKING VIOLATION
11/9/2022 3:35:55PM	218 HWY 30	FOLLOW UP
11/9/2022 6:06:58PM	825 S HWY 10	CHECK PREMISE
11/9/2022 9:18:30PM	703 7TH ST	FOLLOW UP
11/10/2022 12:43:08AM	1100 HWY 30	DIRECTED PATROL
11/10/2022 6:46:35AM	1030 COURT ST	SPECIAL SERVICE
11/10/2022 8:40:33AM	211 MAY AVE	PARKING VIOLATION
11/10/2022 1:30:43PM	413-114 1ST ST	CHECK WELFARE
11/10/2022 3:35:25PM	201 NILES ST	CIVIL PAPER SERVICE
11/11/2022 3:56:05AM	1100 HWY 30	DIRECTED PATROL
11/11/2022 8:02:48PM	1030 COURT ST	CHECK WELFARE
11/11/2022 11:31:14PM	1400 4TH ST	CHECK WELFARE
11/14/2022 7:33:11AM	1029 COURT ST	DIRECTED PATROL
11/14/2022 12:48:58PM	505 COURT ST	ANIMAL
11/14/2022 10:28:10PM	500 PINE AVE	SUSPICIOUS ACTIVITY
11/14/2022 11:06:57PM	1100 HWY 30	DIRECTED PATROL
11/15/2022 5:14:21AM	215 2ND ST	CHECK WELFARE
11/15/2022 7:55:06AM	1030 COURT ST	DIRECTED PATROL
11/15/2022 9:11:26AM	201 KELSEY AVE	CODE VIOLATION
11/15/2022 3:01:25PM	803 2ND ST	CIVIL PAPER SERVICE
11/16/2022 7:38:03AM	1030 COURT ST	DIRECTED PATROL
11/16/2022 8:50:39AM	211 MAY AVE	PARKING VIOLATION
11/16/2022 8:58:49AM	107 MAY AVE	PARKING VIOLATION
11/16/2022 9:05:37AM	315 PINE AVE	PARKING VIOLATION
11/16/2022 9:08:01AM	1317 4TH ST	PARKING VIOLATION
11/16/2022 9:13:03AM	1219 7TH ST	PARKING VIOLATION
11/16/2022 9:18:32AM	114 GLENN AVE	PARKING VIOLATION
11/16/2022 9:39:54AM	816 2ND ST	PARKING VIOLATION
11/16/2022 12:44:34PM	1030 COURT ST	JUVENILE

12/8/2022
3:18:51PM

Chief Deputy D. Schleusener

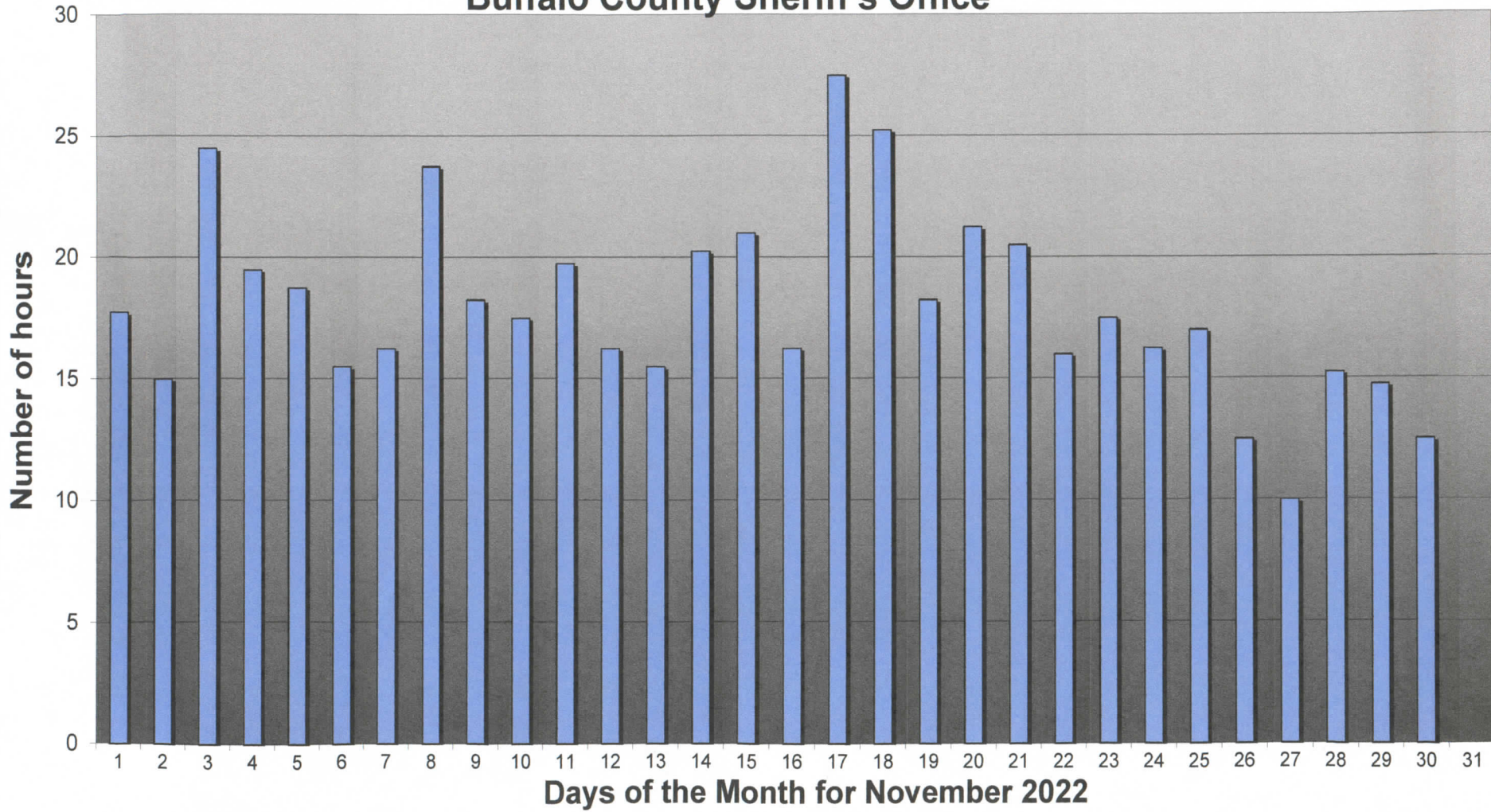
<u>Call Time</u>	<u>Street</u>	<u>Nature of Call</u>
11/16/2022 4:37:04PM	1512 7TH ST	ILLNESS
11/16/2022 9:25:09PM	409 MAY AVE	TROUBLE BREATHING
11/17/2022 7:33:33AM	1030 COURT ST	DIRECTED PATROL
11/17/2022 7:58:11AM	7TH ST/COURT ST	TRAFFIC STOP
11/17/2022 8:34:12AM	310 WEST AVE	PARKING VIOLATION
11/17/2022 8:42:50AM	1400 4TH ST	PARKING VIOLATION
11/17/2022 8:53:12AM	717 5TH ST	CODE VIOLATION
11/17/2022 8:56:34AM	601 4TH ST	PARKING VIOLATION
11/17/2022 9:00:47AM	204 3RD ST	PARKING VIOLATION
11/17/2022 9:33:11AM	202 1ST ST	CODE VIOLATION
11/17/2022 9:44:33AM	131 FILER ST	CODE VIOLATION
11/17/2022 3:37:13PM	1030 COURT ST	DIRECTED PATROL
11/17/2022 3:40:19PM	3RD ST/COURT ST	TRAFFIC STOP
11/18/2022 12:46:48AM	413 1ST ST	SUSPICIOUS ACTIVITY
11/18/2022 7:46:55AM	1029 COURT ST	DIRECTED PATROL
11/18/2022 9:45:33AM	911 1ST ST	PARKING VIOLATION
11/18/2022 9:50:32AM	601 1ST ST	PARKING VIOLATION
11/18/2022 9:54:42AM	144 2ND ST	CODE VIOLATION
11/18/2022 10:01:44AM	410 3RD ST	PARKING VIOLATION
11/18/2022 6:13:30PM	620 COURT ST	CIVIL PAPER SERVICE
11/18/2022 6:38:16PM	907-786 COURT ST	CIVIL PAPER SERVICE
11/18/2022 6:48:19PM	809 FRONT ST	PROPERTY LOST OR FOUND
11/18/2022 7:25:39PM	907 COURT ST	SUSPICIOUS ACTIVITY
11/19/2022 8:33:36AM	413-104 1ST ST	CHECK WELFARE
11/19/2022 9:03:38AM	818 HWY 30	MOTORIST ASSIST
11/19/2022 10:52:45AM	413-104 1ST ST	CHECK WELFARE
11/19/2022 2:07:54PM	907 COURT ST	CIVIL PAPER SERVICE
11/19/2022 7:48:15PM	7TH ST/COURT ST	TRAFFIC STOP
11/19/2022 8:39:02PM	904 HWY 30	TRAFFIC OFFENSE
11/19/2022 8:44:26PM	14 LABARRE ST	SUSPICIOUS ACTIVITY
11/20/2022 8:14:16AM	1115 7TH ST	WARRANT
11/20/2022 5:23:02PM	506 LAWN AVE	ILLNESS
11/20/2022 6:30:00PM	1031 COURT ST	CIVIL
11/20/2022 10:33:41PM	1100 HWY 30	DIRECTED PATROL
11/21/2022 7:33:07AM	1030 COURT ST	FOOT PATROL
11/21/2022 10:19:33AM	816 2ND ST	PARKING VIOLATION
11/21/2022 11:53:52AM	714-28 4TH ST	PAIN
11/21/2022 3:25:28PM	1030 COURT ST	DISTURBANCE
11/21/2022 6:46:20PM	715 FRONT ST	SPECIAL SERVICE
11/22/2022 7:41:11AM	1030 COURT ST	FOOT PATROL
11/22/2022 8:11:36AM	1030 COURT ST	SPECIAL SERVICE
11/22/2022 10:36:20AM	1030 COURT ST	JUVENILE
11/22/2022 12:08:19PM	816 2ND ST	PARKING VIOLATION

12/8/2022
3:18:51PM

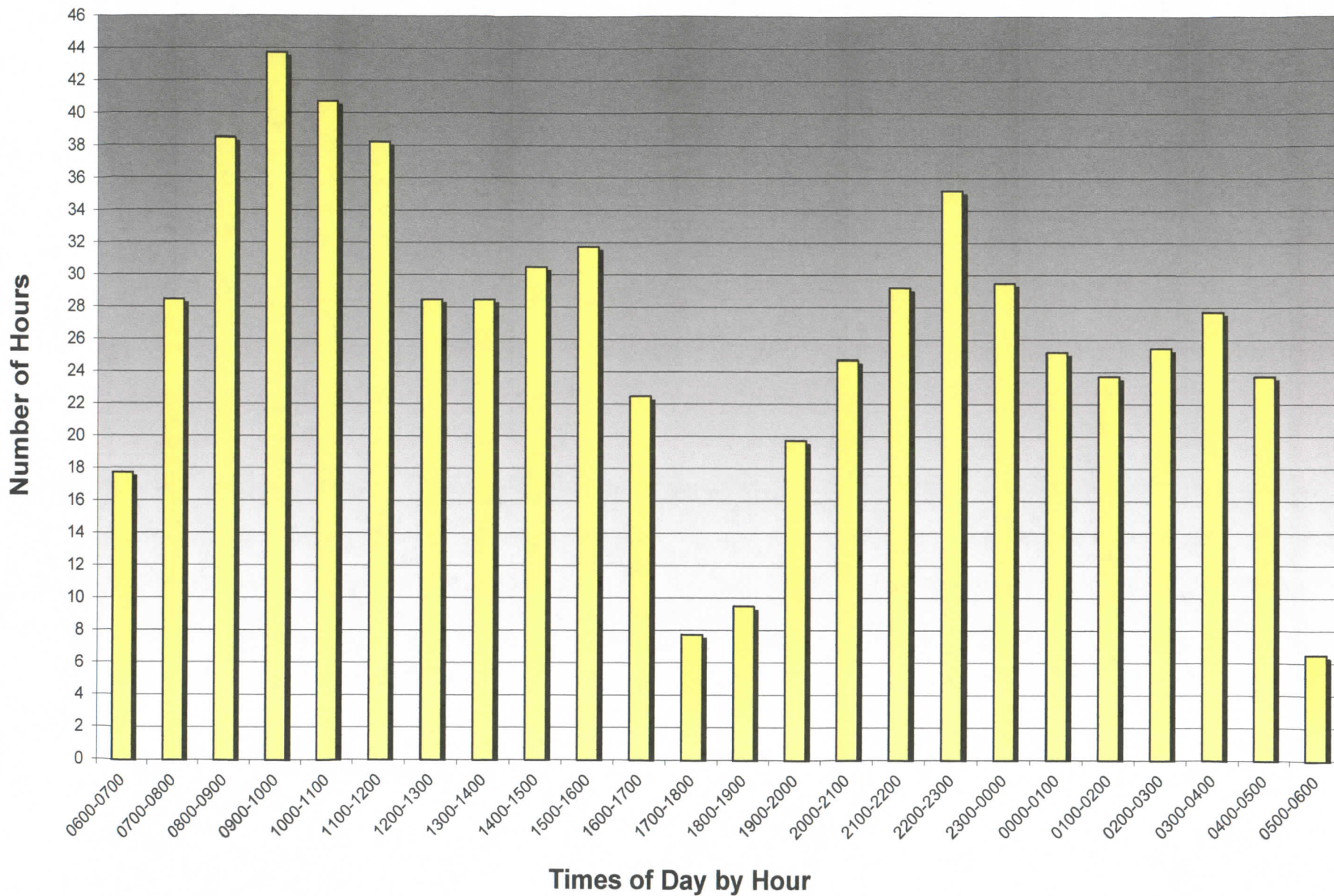
Chief Deputy D. Schleusener

<u>Call Time</u>	<u>Street</u>	<u>Nature of Call</u>
11/22/2022 12:36:13PM	1214 7TH ST	TRAFFIC STOP
11/23/2022 8:36:38AM	212 WOODLAND DR	PARKING VIOLATION
11/24/2022 12:13:47AM	1100 HWY 30	DIRECTED PATROL
11/24/2022 6:41:07PM	1031 COURT ST	TRAFFIC STOP
11/25/2022 12:51:29PM	705 3RD ST	ASSAULT
11/25/2022 1:39:10PM	120 CENTER ST	SUSPICIOUS ACTIVITY
11/25/2022 2:12:09PM	1203-9 7TH ST	ANIMAL
11/25/2022 2:39:36PM	120 CENTER ST	SUSPICIOUS ACTIVITY
11/25/2022 3:01:38PM	1203-18 7TH ST	FOLLOW UP
11/25/2022 4:09:28PM	506 LAWN AVE	FALL
11/26/2022 3:27:45PM	1106 HWY 30	SPECIAL SERVICE
11/26/2022 6:42:14PM	201 CENTER ST	MOTORIST ASSIST
11/26/2022 8:39:32PM	411 2ND ST	TRAFFIC OFFENSE
11/27/2022 1:50:40PM	1115 7TH ST	ANIMAL
11/28/2022 6:46:33AM	218 HWY 30	BURN
11/28/2022 7:48:12AM	1030 COURT ST	DIRECTED PATROL
11/28/2022 10:40:00AM	1203-9 7TH ST	FOLLOW UP
11/28/2022 10:50:25AM	1115 7TH ST	FOLLOW UP
11/28/2022 7:36:04PM	907 COURT ST	DISTURBANCE
11/29/2022 7:45:49AM	818 HWY 30	TRAFFIC OFFENSE
11/29/2022 8:14:23AM	1203-9 7TH ST	FOLLOW UP
11/29/2022 3:35:52PM	1030 COURT ST	DIRECTED PATROL
11/29/2022 6:15:54PM	210 GARFIELD ST	CIVIL PAPER SERVICE
11/29/2022 6:16:51PM	620 COURT ST	CIVIL PAPER SERVICE
11/30/2022 7:32:45AM	1030 COURT ST	FOOT PATROL
11/30/2022 3:48:14PM	503 WEST AVE	CODE VIOLATION
11/30/2022 8:24:44PM	203 PINE AVE	SUSPICIOUS ACTIVITY

Buffalo County Sheriff's Office

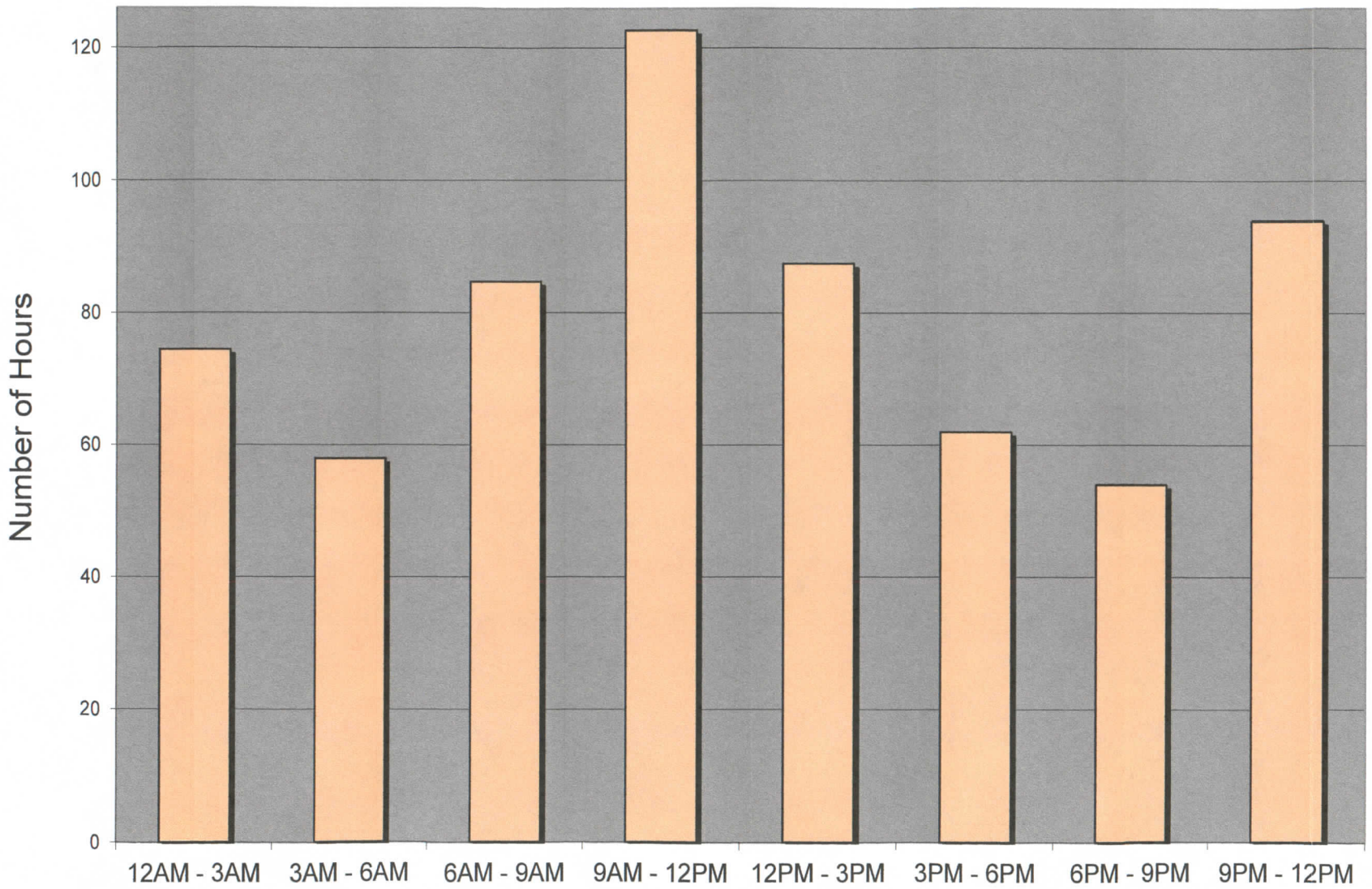


Buffalo County Sheriff's Office Gibbon Contract Hours




November 2022

Buffalo County Sheriff's Office Gibbon Contract Hours



Times of Day

November 2022



BUFFALO COUNTY SHERIFF'S OFFICE
 CONTRACT LAW ENFORCEMENT
 CITY OF GIBBON, NEBRASKA

November 2022

CONTRACTUAL TIME TOTALS

Contractual Law Enforcement Coverage Time	465.00 Hours
Actual Law Enforcement Coverage Time	540.25 Hours
Actual Contract CSO Time	97.25 Hours
Supervisory Law Enforcement Coverage Time	<u>5.00 Hours</u>
Total Law Enforcement Coverage Time	642.50 Hours

PATROL AND ENFORCEMENT

Citations Issued	1
Warnings Issued	13
Parking Violations	25
Accidents Investigated	0

CALLS FOR SERVICE

11-01-22	Directed Patrol	1030 Court St.
11-01-22	Medical Call	413 1 st St. #126.
11-01-22	Parking Violation	917 West Ave.
11-01-22	Directed Patrol	1030 Court St.
11-01-22	Medical Call	413 1 st St. #129.
11-01-22	Stray Dog	611 3 rd St.
11-02-22	Suspicious Activity	413 1 st St. #114.
11-02-22	Foot Patrol	1030 Court St.
11-02-22	Broken Water Pipe	514 May Ave.
11-03-22	Animal – Dog	1008 7 th St.
11-03-22	Arrest Warrant	#20 L&J Trlr Cr.
11-04-22	Directed Patrol	1029 Court St.
11-04-22	Parking Violation	1219 7 th St.
11-04-22	Code Violation	409 3 rd St.
11-04-22	Code Violation	605 3 rd St.

11-04-22	Parking Violation	608 3 rd St.
11-04-22	Parking Violation	616 1 st St.
11-04-22	Parking Violation	801 Front St.
11-04-22	Parking Violation	515 May Ave.
11-05-22	Medical Call	805 Front St.
11-05-22	Medical Call	218 Hwy. 30.
11-05-22	Traffic Complaint	100 Hwy. 30.
11-06-22	Directed Patrol	1100 Hwy. 30.
11-06-22	Directed Patrol	1100 Hwy. 30.
11-08-22	Motorist Assist	100 Hwy. 30.
11-08-22	Foot Patrol	1030 Court St.
11-08-22	Check Welfare	218 Hwy. 30.
11-08-22	Medical Call	1011 Front St.
11-08-22	Civil Dispute	804 Front St.
11-08-22	Mental Health Inv.	514 May Ave.
11-08-22	Medical Call	413 1 st St. #129.
11-09-22	Directed Patrol	1030 Court St.
11-09-22	Parking Violation	1219 7 th St.
11-10-22	Directed Patrol	1100 Hwy. 30.
11-10-22	Speed Trailer Placement	1030 Court St.
11-10-22	Parking Violation	211 May Ave.
11-10-22	Suspicious Activity	413 1 st St. #114.
11-11-22	Directed Patrol	1100 Hwy. 30.
11-11-22	Check Welfare	1030 Court St.
11-11-22	Check Welfare	1400 4 th St.
11-14-22	Directed Patrol	1029 Court St.
11-14-22	Animal –Dog	505 Court St.
11-14-22	Suspicious Activity	500 Pine Ave.
11-14-22	Directed Patrol	1100 Hwy. 30.
11-15-22	Check Welfare	215 2 nd St.
11-15-22	Directed Patrol	1030 Court St.
11-15-22	Code Violation	201 Kelsey Ave.
11-16-22	Directed Patrol	1030 Court St.
11-16-22	Parking Violation	211 May Ave.
11-16-22	Parking Violation	107 May Ave.
11-16-22	Parking Violation	315 Pine Ave.
11-16-22	Parking Violation	1317 4 th St.
11-16-22	Parking Violation	1219 7 th St.
11-16-22	Parking Violation	114 Glenn Ave.
11-16-22	Parking Violation	816 2 nd St.
11-16-22	Suspicious Activity	1030 Court St.

11-16-22	Medical Call	409 May Ave.
11-17-22	Directed Patrol	1030 Court St.
11-17-22	Parking Violation	310 West Ave.
11-17-22	Parking Violation	1400 4 th St.
11-17-22	Code Violation	717 5 th St.
11-17-22	Parking Violation	601 4 th St.
11-17-22	Parking Violation	204 3 rd St.
11-17-22	Code Violation	202 1 st St.
11-17-22	Code Violation	131 Filer St.
11-17-22	Directed Patrol	1030 Court St.
11-18-22	False Reporting	413 1 st St.
11-18-22	Directed Patrol	1029 Court St.
11-18-22	Parking Violation	911 1 st St.
11-18-22	Parking Violation	601 1 st St.
11-18-22	Code Violation	100 Block 2 nd St.
11-18-22	Parking Violation	410 3 rd St.
11-18-22	Found Property	809 Front St.
11-18-22	Suspicious Activity	907 Court St.
11-19-22	Civil Dispute	413 1 st St. #104
11-19-22	Motorist Assist	818 Hwy. 30.
11-19-22	Check Welfare	413 1 st St. #104
11-19-22	Traffic Complaint	904 Hwy. 30.
11-19-22	Suspicious Activity	14 Labarre St.
11-20-22	Arrest Warrant	1115 7 th St.
11-20-22	Medical Call	506 Lawn Ave.
11-20-22	Civil Dispute	1031 Court St.
11-20-22	Directed Patrol	1100 Hwy. 30.
11-21-22	Foot Patrol	1030 Court St.
11-21-22	Parking Violation	816 2 nd St.
11-21-22	Medical Call	714 4 th St.
11-21-22	Disturbance	1030 Court St.
11-22-22	Foot Patrol	1030 Court St.
11-22-22	Speed Trailer Placement	1030 Court St.
11-22-22	Tobacco Violation	1030 Court St.
11-22-22	Parking Violation	816 2 nd St.
11-23-22	Parking Violation	212 Woodland Dr.
11-24-22	Directed Patrol	1100 Hwy. 30.
11-25-22	Assault	705 3 rd St.
11-25-22	Animal – Dog	#9 Sun Valley Trlr Cr. Ct.

11-25-22	Suspicious Activity	120 Center St.
11-25-22	Medical Call	506 Lawn Ave.
11-27-22	Animal – Bite	1115 7 th St.
11-28-22	Medical Call	218 Hwy. 30.
11-28-22	Directed Patrol	1030 Court St.
11-28-22	Disturbance	907 Court St.

City of Gibbon Nebraska

Memorandum

To: Mayor and Council
From: Matt Smallcomb

City Administrator: All Staff update: We are currently at full staff. Hadlee Cress, who has worked for City the past two summers, is helping during his college winter break.

Nuisances: CSO: Officer Baughman's computer crashed in the middle of last week and therefore he has not been able to supply us with a report while that is being worked on. He is still addressing parking violations and nuisance/ordinance violations around town. (0) Sherriff certified letters sent out this month. (1) City nuisance letter sent out. Officer Baughman has been using ordinance flyers to post on cars and doors to let property owners know what ordinance violations are needing to be resolved. These flyers have a high rate of compliance.

Full Time Staff Retirement Plan- We are in the process of changing the full-time staff retirement plan. We are having to move away from traditional simple and Roth IRA to more of a 401k = (457-b) for municipalities. We have met with staff already about these changes that will be coming in January.

Christmas- Christmas in the Park was a huge success. Several comments from citizens at City Hall about how much it was appreciated, loved seeing so many people getting together to enjoy the holiday spirit, and something in town for families to look forward to, participate in and enjoy. We ended with 30 trees, over 300 smore's given out, 389 cups of cocoa from Froth and Fizz, and 199 people voted on their favorite tree. A theme for next year has already been chosen.

Keno- Income for October 2022 was \$5427.56. The year-to-date total is \$27923.32. Complete total for 2020, 2021 & 2022 is \$95,199.43. We have not received November numbers yet. The playground equipment has arrived, and the cost is \$31,710.00. This will be put up in the spring by city staff, volunteers, and a building representative from Creative Sites.

Sales Tax - for November 2022 was \$48416.59 compared to \$37251.85 in November 2021.

Fire Hall — The building permit has been submitted by BD for the fire hall addition. Over the next few months, we will start to see materials arrive at the fox building and a temporary fence erected to secure everything there.

City Hall/ Community Center. The next meeting will be held after the first of the year. Pam is preparing a draft copy of a rental agreement to be reviewed at the next meeting.

Parks Department - Staff worked hard on the Christmas lights around town and in Pioneer Park for Christmas in the Park. Starting on painting picnic tables and ordering materials for next spring/summer.

Street Department - The guys have been out a few times in the salt truck and working on upkeep of equipment. They will be working at the new city hall on cold days to start demoing the west half.

Heritage center- Foundation repair work will begin at the end of this month.

Cemetery - Still in the process of uploading full obituaries. The directory building has been started. Tin for directory building roof has been picked up and ready to put on.

Golf Course- The club house and course are closed for the winter. Weber Lawn Service has winterized the sprinkler system. The greens have been sanded and mulched. Security cameras have been installed at the course.

Library - School reading programs are going great. Homeschool story time has also gone very well. Missy will be advertising for a library assistant. Getting ready for the Holiday craft workshop on December 15th, and the Cookie exchange on December 20th.

Wastewater – The mixer in SBR #3 had a wiring issue. Mayo had to rewire it.

Water/Sewer -. Purchased a new pickup for the utility department. We finally received a shipment of water meters.

Building Permits: Number of permits being submitted and approved: December 2022 (6)
Permits

- * City of Gibbon —17 Gilmore —Fire Hall
- * Juan Haro—704 Turkey Drive—Solar Panels
- * Lonnie Kosmicki —1321 8th Street—Fence
- * Woody Giddings – 6335 Lowell Rd – Residential Addition
- * Kyle Bond – 906 Park Road – Accessory Building
- * Kyle Bond – 908 Park Road - Garage

MONTHLY SUMMARY OF ALL FUNDS COMBINED CASH TRANSACTIONS & BALANCES FOR THE MONTH ENDING						
						11/30/2022
FUND	BALANCE	RECEIPTS	NET TRANS	EXPENSES	BALANCE	
1	GENERAL	688,201.12	90,551.08	0.00	131,259.11	647,493.09
2	STREET	536,430.65	36,764.73	0.00	36,353.10	536,842.28
3	SALES TAX	0.00	0.00	0.00	0.00	0.00
4	CEMETERY	23,149.00	6,602.98		5,006.37	24,745.61
5	POLICE	895.51	18,962.50	0.00	18,782.40	1,075.61
6	POOL	7,151.99	8,068.46	0.00	532.04	14,688.41
7	PARK	-2,946.39	18,101.97	0.00	8,022.44	7,133.14
8	FIRE	34,841.76	7,024.32	0.00	9,499.50	32,366.58
9	LIBRARY	1,811.09	86.53	0.00	6,954.78	-5,057.16
10	STREET LIGHTS	2,732.79	4,750.00	0.00	2,017.21	5,465.58
11	HEALTH CENTER	0.00	0.00	0.00	0.00	0.00
12	SEWER	389,127.03	24,798.14	0.00	17,753.43	396,171.74
13	GARBAGE	275.95	9,438.55	0.00	10,789.62	-1,075.12
14	WATER	229,270.98	29,431.10	0.00	20,979.15	237,722.93
15	SP SEWER PLANT	1,069,898.67	180,716.29	0.00	45,224.75	1,205,390.21
16	BOND & INTEREST	-125,638.51	26,454.27	0.00	16,227.50	-115,411.74
17	RE IMPROVEMENTS	217,521.95	8,423.66	0.00	7,561.28	218,384.33
18	GOLF COURSE	-6,060.73	11,793.88	0.00	5,550.73	182.42
19	TIF	9,003.37	3.74	0.00	0.00	9,007.11
20	KENO	89,050.24	5,464.54	0.00	0.00	94,514.78
21	FIRE/CITY HALL CONST	1,955,651.63	812.12	0.00	0.00	1,956,463.75
	DONATIONS FOR SPECIAL PROJECTS	20,000.00	0.00	0.00	0.00	20,000.00
22	ARPA Funds - Federal	304,380.15	100,000.00	0.00	8,983.15	395,397.00
TOTALS		5,444,748.25	588,248.86	0.00	351,496.56	5,681,500.55

YEAR TO DATE TOTALS FOR THE MONTH ENDING						
						11/30/2022
1	GENERAL	725,919.27	194,162.07	0.00	272,588.25	647,493.09
2	STREET	529,974.93	75,673.13	0.00	68,805.78	536,842.28
3	SALES TAX	0.00	0.00	0.00	0.00	0.00
4	CEMETERY	26,983.09	11,324.30		13,561.78	24,745.61
5	POLICE	0.00	37,925.00	0.00	36,849.39	1,075.61
6	POOL	0.00	16,043.46	0.00	1,355.05	14,688.41
7	PARK	0.00	36,287.28	0.00	29,154.14	7,133.14
8	FIRE	30,000.00	14,048.64	0.00	11,682.06	32,366.58
9	LIBRARY	0.00	10,478.03	0.00	15,535.19	-5,057.16
10	STREET LIGHTS	0.00	9,500.00	0.00	4,034.42	5,465.58
12	SEWER	377,621.62	49,842.76	0.00	31,292.64	396,171.74
13	GARBAGE	0.00	18,975.10	0.00	20,050.22	-1,075.12
14	WATER	199,579.11	80,824.56	0.00	42,680.74	237,722.93
15	SP SEWER PLANT	1,000,514.01	293,856.81	0.00	88,980.61	1,205,390.21
16	BOND & INTEREST	-42,778.34	56,047.85	0.00	128,681.25	-115,411.74
17	RE IMPROVEMENTS	209,098.46	16,847.15	0.00	7,561.28	218,384.33
18	GOLF COURSE	3,873.49	25,357.33	0.00	29,048.40	182.42
19	TIF	8,999.49	7.62	0.00	0.00	9,007.11
20	KENO	88,220.80	9,060.98	0.00	2,767.00	94,514.78
21	FIRE/CITY HALL CONST	1,954,808.75	1,655.00	0.00	0.00	1,956,463.75
	DONATIONS FOR SPECIAL PROJECTS	20,000.00		0.00		20,000.00
22	ARPA Funds - Federal	310,562.24	100,000.00	0.00	15,165.24	395,397.00
TOTALS		5,443,376.92	1,057,917.07	0.00	819,793.44	5,681,500.55

No assurance is provided on these financial statements

CITY OF GIBBON

BUDGET SUMMARY

		11/30/2022				
FUND	BUDGET RECEIPTS	RECEIVED FOR MONTH	RECEIVED YTD	BALANCE REMAINING	% OF BUDGET REMAINING	
1	GENERAL	1,700,718.55	90,551.08	194,162.07	1,506,556.48	88.58%
2	STREET	468,125.00	36,764.73	75,673.13	392,451.87	83.83%
3	SALES TAX	0.00	0.00	0.00	0.00	
4	CEMETERY	56,795.75	6,602.98	11,324.30	45,471.45	80.06%
5	POLICE	227,550.00	18,962.50	37,925.00	189,625.00	83.33%
6	POOL	96,200.00	8,068.46	16,043.46	80,156.54	83.32%
7	PARK	217,223.68	18,101.97	36,287.28	180,936.40	83.29%
8	FIRE	95,291.85	7,024.32	14,048.64	81,243.21	85.26%
9	LIBRARY	125,120.00	86.53	10,478.03	114,641.97	91.63%
10	STREET LIGHTS	57,000.00	4,750.00	9,500.00	47,500.00	83.33%
12	SEWER	410,500.00	24,798.14	49,842.76	360,657.24	87.86%
13	GARBAGE	106,570.58	9,438.55	18,975.10	87,595.48	82.19%
14	WATER	357,050.00	29,431.10	80,824.56	276,225.44	77.36%
15	SP SEWER PLANT	1,550,546.00	180,716.29	293,856.81	1,256,689.19	81.05%
16	BOND & INTEREST	613,400.00	26,454.27	56,047.85	557,352.15	90.86%
17	RE IMPROVEMENTS	100,450.00	8,423.66	16,847.15	83,602.85	83.23%
18	GOLF COURSE	296,526.51	11,793.88	25,357.33	271,169.18	91.45%
19	TIF	30,020.00	3.74	7.62	30,012.38	99.97%
20	KENO	40,000.00	5,464.54	9,060.98	30,939.02	77.35%
21	FIRE/CITY HALL CONST	50,000.00	812.12	1,655.00	48,345.00	96.69%
	DONATIONS FOR SPECIAL PROJEC	0.00	0.00	0.00	0.00	
22	ARPA Funds - Federal	0.00	100,000.00	100,000.00	-100,000.00	#DIV/0!
TRANSFER TOTALS		6,599,087.92	588,248.86	1,057,917.07	5,541,170.85	83.97%
FUND	BUDGET EXPENSES	EXPENSES FOR MONTH	EXPENSES YTD	BALANCE REMAINING	% OF BUDGET REMAINING	
1	GENERAL	1,859,328.37	131,259.11	272,588.25	1,586,740.12	85.34%
2	STREET	549,200.00	36,353.10	68,805.78	480,394.22	87.47%
3	SALES TAX	0.00	0.00	0.00	0.00	
4	CEMETERY	110,700.00	5,006.37	13,561.78	97,138.22	87.75%
5	POLICE	227,550.00	18,782.40	36,849.39	190,700.61	83.81%
6	POOL	106,200.00	532.04	1,355.05	104,844.95	98.72%
7	PARK	217,223.68	8,022.44	29,154.14	188,069.54	86.58%
8	FIRE	121,600.00	9,499.50	11,682.06	109,917.94	90.39%
9	LIBRARY	125,120.00	6,954.78	15,535.19	109,584.81	87.58%
10	STREET LIGHTS	57,000.00	2,017.21	4,034.42	52,965.58	92.92%
12	SEWER	456,100.00	17,753.43	31,292.64	424,807.36	93.14%
13	GARBAGE	113,000.00	17,753.43	20,050.22	92,949.78	82.26%
14	WATER	438,900.00	20,979.15	42,680.74	396,219.26	90.28%
15	SP SEWER PLANT	1,410,100.00	45,224.75	88,980.61	1,321,119.39	93.69%
16	BOND & INTEREST	496,617.75	16,227.50	128,681.25	367,936.50	74.09%
17	RE IMPROVEMENTS	307,483.66	7,561.28	7,561.28	299,922.38	97.54%
18	GOLF COURSE	300,400.00	5,550.73	29,048.40	271,351.60	90.33%
19	TIF	37,024.97	0.00	0.00	37,024.97	100.00%
20	KENO	92,021.43	0.00	2,767.00	89,254.43	96.99%
21	FIRE/CITY HALL CONST	2,044,334.03	0.00	0.00	2,044,334.03	100.00%
	DONATIONS FOR SPECIAL PROJEC	0.00	0.00	0.00	0.00	
22	ARPA Funds - Federal	341,008.21	8,983.15	15,165.24	325,842.97	95.55%
TRANSFER TOTAL		9,410,912.10	358,460.37	819,793.44	8,591,118.66	91.29%

No assurance is provided on these financial statements

CITY OF GIBBON				
CHECKS OUTSTANDING				
PAYEE	CK. NO.	DATE	AMOUNT	
GODFREY ELECTRIC, LLC	16826	7/2/2018	3.13	
THE FOUNTAIN GUYS, LTD	16840	7/2/2018	304.00	
KENNETH KAST	16915	7/30/2018	20.18	
KELLI PETERSON	16916	7/30/2018	69.94	
DANILO LURSSSEN	17162	9/18/2018	100.00	
ROLAND & MICHELE MOSEL	17171	9/18/2018	38.90	
TERRY RITTERBUSH	17187	9/18/2018	100.00	
JOSE L RODRIGUEZ	17193	9/18/2018	100.00	
JODI WOOD	17212	9/18/2018	100.00	
RACHAMIN AVITAL	17292	10/31/2018	0.67	
NATIONWIDE	17716	4/15/2019	100.00	
Eric Rodriguez	17746	12/31/2019	66.50	
Mike Bennett	19313	12/8/2020	39.51	
Sandy Hubbard	19320	12/8/2020	100.00	
Jaimee Moore	19327	12/8/2020	32.51	
Erin Nelson	19328	12/8/2020	39.51	
Marcos Solarez	19335	12/8/2020	100.00	
NMVCA	19480	2/2/2021	105.00	
Mohamed Awadallah	19962	8/4/2021	400.00	
Laurie Gonzales	20122	10/1/2021	11.69	
Enrique Sanchez	20128	10/1/2021	7.26	
Pioneer Simple IRA Investment Servies	20343	1/6/2022	2,498.32	
Pioneer ROTH Retirement Investment	20344	1/6/2022	1,665.60	
Afaf Bafka	20835	7/11/2022	7.13	
City of Kearney	20841	7/11/2022	32.00	
Pedro Nunez	20877	7/11/2022	10.53	
JOSEPH HANNA	21015	8/15/2022	27.96	
HITECH INC	21061	9/19/2022	1393.28	
NEBRASKA CHILD SUPPORT	21112	9/30/2022	507.00	
Comfy Bowl, Inc	21143	10/17/2022	265.00	
Gibbon Fire Department	21218	11/10/2022	7,327.50	
Shawn Tallon	21229	11/10/2022	15.25	
Amazon Capital Services	21231	11/21/2022	699.24	
Andrew Sleicher	21232	11/21/2022	35.00	
Aussie Hydraulics LLP	21235	11/21/2022	118.92	
Jason Blausey	21237	11/21/2022	35.00	
Buffalo County Clerk	21238	11/21/2022	104.73	
Buffalo Outdoor Power LLC	21239	11/21/2022	24.36	
Clipper Publishing	21243	11/21/2022	197.96	
Comfy Bowl, Inc	21244	11/21/2022	85.00	
Denis Catlin	21245	11/21/2022	35.00	
Fastenal Co.	21249	11/21/2022	172.24	
Gibbon Fire Department	21252	11/21/2022	800.00	
HOA Solutions Inc.	21253	11/21/2022	3,814.58	
Sara Holder	21254	11/21/2022	100.00	
Home Buyers Incorporated	21255	11/21/2022	100.00	
Ingram Library Services	21256	11/21/2022	467.16	
Sean Jackson	21257	11/21/2022	100.00	
Chihuahua & Lazalde LLC	21258	11/21/2022	100.00	
LaserTec	21259	11/21/2022	156.48	
Lathem Time Corporation	21260	11/21/2022	604.08	
Tasia Little	21261	11/21/2022	100.00	
Mostek Electric Inc.	21263	11/21/2022	797.51	
Mayo's Electric Service Inc.	21265	11/21/2022	6,275.08	
Mendards - Kearney	21266	11/21/2022	159.88	
Meredith Books	21267	11/21/2022	38.42	
Mid-NE Garage Doors, Inc	21268	11/21/2022	125.00	
Mid-Nebraska Aggregate Inc.	21269	11/21/2022	264.66	
Miller Signs	21271	11/21/2022	300.00	
Pioneer Simple IRA Investment Servies	21279	11/21/2022	2,575.88	
Pioneer ROTH Retirement Investment	21280	11/21/2022	1,717.36	
Platte Valley Lab	21282	11/21/2022	4,415.00	
Quadient Finance USA, Inc	21283	11/21/2022	699.58	
Schumacher Fencing LLC	21284	11/21/2022	8,983.15	
Susan J Tonniges CPA PC	21286	11/21/2022	1,743.75	
Grant Suchanek	21290	11/21/2022	100.00	
Tri City Concrete	21291	11/21/2022	8,750.00	
Verizon Wireless	21292	11/21/2022	565.47	
			<u>60,948.86</u>	

No assurance is provided on these financial statements

CITY OF GIBBON					
BANK RECONCILIATION					
FOR THE MONTH ENDING					
11/30/2022					
CASH ON HAND		11/1/2022			5,337,276.38
RECEIPTS FOR MONTH					588,248.86
CASH TO ACCOUNT FOR					5,925,525.24
CHECK WRITTEN FOR MONTH					351,638.73
FUND BALANCE		11/30/2022			5,573,886.51
ACCOUNTS REC					-63,424.80
ACCOUNTS PAYABLE					5,313.27
CASH BALANCE		11/30/2022			5,515,774.98
PROOF OF BALANCE					
DEPOSITS IN TRANSIT					101,818.89
BALANCE ON STATEMENT		11/30/2022			
Checking Account					3,000,772.22
MM Account					2,474,132.73
LESS CHECKS OUTSTANDING					60,948.86
ADJ. BANK BALANCE		11/30/2022			5,515,774.98
RECONCILED BANK BALANCES					5,515,774.98
		10/1/21	INT MONTH	YTD INT	END. BAL.
		BALANCE			
EB CD 105692	Street	80,488.78	142.17	142.17	80,630.95
EB CD 105789	Cemetery	12,900.32			12,900.32
EB CD 106458	Cemetery	14,082.77			14,082.77
					0.00
TOTAL CD'S		107,471.87	142.17	142.17	107,614.04
TOTAL OF ALL FUNDS AVAILABLE					5,623,389.02
No assurance is provided on these financial statements					

City of Gibbon

Account	Account Name	Fiscal Year 22 - 23			Budget			Fiscal Year 21 - 22	
		Current	Year To Date	%Used	Current	Total	Remaining	Year To Date	Total
Revenue									
GENERAL									
01-1001	PROPERTY TAX	493.07	8,563.68	1.35 %	52,830.00	633,965.55	625,401.87	21,944.44	381,693.85
01-1002	CONSUMERS 5%	0.00	0.00	0.00 %	3,333.00	40,000.00	40,000.00	0.00	32,265.59
01-1003	BUILDING PERMIT	100.00	175.00	17.50 %	83.00	1,000.00	825.00	475.00	1,180.00
01-1004	OTHER INCOME	350.00	1,300.00	26.00 %	417.00	5,000.00	3,700.00	1,455.00	10,801.44
01-1005	INTEREST	300.31	627.95	31.40 %	167.00	2,000.00	1,372.05	350.42	3,183.38
01-1006	NPPD	43,256.59	91,785.48	20.40 %	37,500.00	450,000.00	358,214.52	87,068.41	465,770.44
01-1007	TRANSFER	0.00	0.00	0.00 %	0.00	0.00	0.00	0.00	0.00
01-1009	RENT	775.00	1,050.00	11.67 %	750.00	9,000.00	7,950.00	1,000.00	9,225.00
01-1012	MOTOR VEHICLE TAX	2,710.70	6,121.89	24.49 %	2,083.00	25,000.00	18,878.11	0.00	37,708.76
01-1013	LOCAL SALES TAX	41,965.41	83,139.99	20.78 %	33,333.00	400,000.00	316,860.01	65,884.41	409,944.26
01-1014	PRO RATE	0.00	198.08	28.30 %	58.00	700.00	501.92	201.46	1,352.51
01-1020	SOURCE GAS FRANCHISE	0.00	0.00	0.00 %	333.00	4,000.00	4,000.00	0.00	3,735.22
01-1021	FINES & LICENSE	600.00	1,200.00	48.00 %	208.00	2,500.00	1,300.00	1,525.00	2,840.00
01-1022	CABLE FRANCHISE	0.00	0.00	0.00 %	1,000.00	12,000.00	12,000.00	0.00	11,420.85
01-1049	ACE REBATE	0.00	0.00	0.00 %	250.00	3,000.00	3,000.00	0.00	2,971.00
01-1051	MUNICIPAL EQUAL FUND	0.00	0.00	0.00 %	9,379.00	112,553.00	112,553.00	(7.50)	91,614.61
01-1054	UTILITY DEPOSITS	0.00	0.00	0.00 %	0.00	0.00	0.00	0.00	0.00
TOTAL Revenue		90,551.08	194,162.07	11.42 %	141,724.00	1,700,718.55	1,506,556.48	179,896.64	1,465,706.91

Expense									
GENERAL									
01-2001	SALARIES	2,654.87	5,318.98	6.82 %	6,500.00	78,000.00	72,681.02	11,490.30	63,799.96
01-2002	EMPLOYEE INSURANCE	0.00	1,525.48	7.82 %	1,625.00	19,500.00	17,974.52	3,263.18	14,944.81
01-2003	EMPLOYEE IRS SIMPLE	0.00	0.00	0.00 %	0.00	0.00	0.00	0.00	0.00
01-2004	SUPPLIES	3,941.34	4,220.27	140.68 %	250.00	3,000.00	(1,220.27)	154.37	2,317.15
01-2005	REPAIR & MAINTENANCE	0.00	179.50	8.98 %	167.00	2,000.00	1,820.50	1,200.00	2,703.74
01-2006	UTILITIES-ELECTRIC	139.66	642.34	42.82 %	125.00	1,500.00	857.66	130.55	861.03
01-2007	UTILITIES-SOURCE GAS	64.53	102.01	6.80 %	125.00	1,500.00	1,397.99	59.55	901.15
01-2008	TELEPHONE	291.92	550.28	13.76 %	333.00	4,000.00	3,449.72	644.65	4,209.49
01-2009	PROFESSIONAL	3,875.33	9,059.83	10.66 %	7,083.00	85,000.00	75,940.17	6,749.66	93,383.65
01-2010	INSURANCE	100.00	366.18	2.21 %	1,383.00	16,600.00	16,233.82	100.00	16,327.18
01-2011	PRINTING & PUBLICATION	323.69	752.34	9.40 %	667.00	8,000.00	7,247.66	658.40	5,238.32
01-2012	MISCELLANEOUS	25.10	61.12	1.22 %	417.00	5,000.00	4,938.88	38.82	4,224.28
01-2013	OFFICE SUPPLIES	759.98	1,081.63	15.45 %	583.00	7,000.00	5,918.37	339.47	7,736.66
01-2014	ELECTION	0.00	0.00	0.00 %	417.00	5,000.00	5,000.00	0.00	0.00
01-2015	CHEMICAL & INSECT	0.00	0.00	0.00 %	42.00	500.00	500.00	0.00	106.50
01-2016	MISC. SUPPLIES	(136.95)	3.13	0.25 %	104.00	1,250.00	1,246.87	0.00	37.99
01-2017	COPIER PAYMENT	661.29	835.83	27.86 %	250.00	3,000.00	2,164.17	664.21	3,586.89
01-2018	TRANSFER SCHOOL	900.00	900.00	30.00 %	250.00	3,000.00	2,100.00	1,200.00	2,000.00
01-2020	ECON. DEVELOPMENT	0.00	0.00	0.00 %	1,667.00	20,000.00	20,000.00	20,000.00	40,000.00
01-2021	LABOR & MACHINE	0.00	215.61	21.56 %	83.00	1,000.00	784.39	0.00	845.40
01-2022	TRAVEL & CONF. MILE	1,407.36	4,433.87	36.95 %	1,000.00	12,000.00	7,566.13	3,201.71	13,913.73
01-2023	OFFICE EQUIPMENT	0.00	0.00	0.00 %	417.00	5,000.00	5,000.00	998.61	998.61
01-2024	TRANSFER	115,179.86	240,719.72	15.98 %	125,540.00	1,506,478.37	1,265,758.65	239,642.20	1,200,807.74
01-2025	RE IMPROVEMENTS	0.00	0.00	0.00 %	4,167.00	50,000.00	50,000.00	1,376.40	1,376.40
01-2026	CAPITAL OUTLAY	0.00	0.00	0.00 %	0.00	0.00	0.00	0.00	459.33
01-2043	DUES & CONV	739.00	954.00	31.80 %	250.00	3,000.00	2,046.00	100.00	6,728.03

City of Gibbon

Account	Account Name	Fiscal Year 22 - 23			Budget			Fiscal Year 21 - 22	
		Current	Year To Date	%Used	Current	Total	Remaining	Year To Date	Total
Expense (Continued)									
GENERAL									
01-2071	EQUIPMENT	0.00	0.00	0.00 %	417.00	5,000.00	5,000.00	0.00	0.00
01-2079	REFUNDS	0.00	0.00	0.00 %	167.00	2,000.00	2,000.00	0.00	0.00
01-2093	H CENTER TAXES	0.00	0.00	0.00 %	100.00	1,200.00	1,200.00	0.00	3,075.02
01-2095	CITY SHARE FICA	164.61	329.79	6.10 %	451.00	5,407.00	5,077.21	712.37	3,955.44
01-2096	CITY SHARE MEDICARE	38.49	77.11	6.46 %	99.00	1,193.00	1,115.89	166.65	925.42
01-2097	CITY SHARE IRA	77.42	155.54	7.41 %	175.00	2,100.00	1,944.46	245.98	1,272.17
01-2098	CITY SHARE ROTH	51.61	103.69	9.43 %	92.00	1,100.00	996.31	164.00	856.93
TOTAL Expense		131,259.11	272,588.25	14.66 %	154,946.00	1,859,328.37	1,586,740.12	293,301.08	1,497,593.02

PROFIT / (LOSS) :

	(40,708.03)	(78,426.18)	(13,222.00)	(158,609.82)	(80,183.64)	(113,404.44)	(31,886.11)
--	--------------------	--------------------	--------------------	---------------------	--------------------	---------------------	--------------------

City of Gibbon

Account	Account Name	Fiscal Year 22 - 23			Budget			Fiscal Year 21 - 22	
		Current	Year To Date	%Used	Current	Total	Remaining	Year To Date	Total
Revenue									
STREET FUND									
02-1001	PROPERTY TAX	0.00	0.00	0.00 %	0.00	0.00	0.00	0.00	0.00
02-1004	OTHER INCOME	0.00	208.33	8.33 %	208.00	2,500.00	2,291.67	235.00	8,316.10
02-1005	INTEREST	189.34	383.15	76.63 %	42.00	500.00	116.85	209.71	2,370.83
02-1006	NPPD	0.00	0.00	0.00 %	0.00	0.00	0.00	0.00	0.00
02-1007	TRANSFER	8,333.33	16,666.66	16.67 %	8,333.00	100,000.00	83,333.34	25,000.00	137,500.00
02-1012	MOTOR VEHICLE TAX	0.00	0.00	0.00 %	5,167.00	62,000.00	62,000.00	46,059.60	0.00
02-1013	LOCAL SALES TAX	6,451.18	11,647.35	29.12 %	3,333.00	40,000.00	28,352.65	12,667.99	58,364.74
02-1015	HIGHWAY ALLOCATION	21,648.71	42,112.98	16.97 %	20,677.00	248,125.00	206,012.02	0.00	237,747.72
02-1016	STREET ASSESSMENT	0.00	0.00	0.00 %	0.00	0.00	0.00	0.00	0.00
02-1018	MOTOR VEHICLE	0.00	4,512.49	30.08 %	1,250.00	15,000.00	10,487.51	4,660.24	17,323.98
02-1045	BOND PROCEEDS	0.00	0.00	0.00 %	0.00	0.00	0.00	0.00	0.00
02-1051	MUNICIPAL EQUAL FUND	0.00	0.00	0.00 %	0.00	0.00	0.00	0.00	0.00
TOTAL Revenue		36,622.56	75,530.96	16.13 %	39,010.00	468,125.00	392,594.04	88,832.54	461,623.37
Expense									
STREET FUND									
02-2001	SALARIES	15,859.81	31,262.59	14.82 %	17,583.00	211,000.00	179,737.41	32,763.75	174,455.00
02-2002	EMPLOYEE INSURANCE	0.00	7,227.97	8.81 %	6,833.00	82,000.00	74,772.03	26,455.28	93,396.05
02-2003	EMPLOYEE IRS SIMPLE	0.00	0.00	0.00 %	0.00	0.00	0.00	0.00	0.00
02-2004	SUPPLIES	640.71	966.11	5.37 %	1,500.00	18,000.00	17,033.89	897.44	7,655.22
02-2005	REPAIR & MAINTENANCE	5,912.75	8,557.47	24.45 %	2,917.00	35,000.00	26,442.53	8,709.42	40,879.10
02-2006	UTILITIES-ELECTRIC	105.21	214.32	6.91 %	258.00	3,100.00	2,885.68	300.25	2,128.93
02-2007	UTILITIES-SOURCE GAS	165.16	165.16	2.39 %	575.00	6,900.00	6,734.84	191.80	4,748.74
02-2008	TELEPHONE	159.72	284.44	8.13 %	292.00	3,500.00	3,215.56	445.94	2,313.78
02-2009	PROFESSIONAL	0.00	1,638.00	10.92 %	1,250.00	15,000.00	13,362.00	1,050.00	4,560.00
02-2010	INSURANCE	0.00	0.00	0.00 %	1,333.00	16,000.00	16,000.00	182.80	15,131.45
02-2012	MISCELLANEOUS	0.00	0.00	0.00 %	292.00	3,500.00	3,500.00	28.84	61.93
02-2015	CHEMICAL & INSECT	0.00	0.00	0.00 %	667.00	8,000.00	8,000.00	0.00	765.25
02-2024	TRANSFER	0.00	0.00	0.00 %	0.00	0.00	0.00	0.00	0.00
02-2025	RE IMPROVEMENTS	0.00	0.00	0.00 %	0.00	0.00	0.00	1,376.40	1,376.40
02-2026	CAPITAL OUTLAY	0.00	0.00	0.00 %	2,500.00	30,000.00	30,000.00	0.00	8,636.33
02-2027	GAS & OIL	797.97	1,586.91	15.87 %	833.00	10,000.00	8,413.09	801.23	12,263.01
02-2028	SNOW REMOVAL	0.00	0.00	0.00 %	0.00	0.00	0.00	0.00	0.00
02-2029	SAND & GRAVEL	2,068.27	2,556.83	25.57 %	833.00	10,000.00	7,443.17	4,386.29	6,801.22
02-2030	CONC & BLACK TOP	0.00	1,384.00	9.23 %	1,250.00	15,000.00	13,616.00	0.00	19,262.43
02-2031	SIGNS	0.00	438.80	0.00 %	0.00	0.00	(438.80)	435.19	435.19
02-2032	PAVEMENT MARK	0.00	0.00	0.00 %	167.00	2,000.00	2,000.00	0.00	1,131.76
02-2033	FLAGS/FLAR/BAR	0.00	0.00	0.00 %	292.00	3,500.00	3,500.00	0.00	0.00
02-2034	BOND & INTEREST	0.00	0.00	0.00 %	0.00	0.00	0.00	0.00	0.00
02-2035	STREET IMPROVEMENTS	8,750.00	8,750.00	17.50 %	4,167.00	50,000.00	41,250.00	0.00	0.00
02-2095	CITY SHARE FICA	983.31	1,938.29	15.40 %	1,049.00	12,586.00	10,647.71	2,031.33	10,816.20
02-2096	CITY SHARE MEDICARE	229.95	453.30	11.58 %	326.00	3,914.00	3,460.70	475.08	2,529.75
02-2097	CITY SHARE IRA	408.14	828.93	13.07 %	528.00	6,341.00	5,512.07	964.02	4,623.68
02-2098	CITY SHARE ROTH	272.10	552.66	14.32 %	322.00	3,859.00	3,306.34	642.69	3,359.32
TOTAL Expense		36,353.10	68,805.78	12.53 %	45,767.00	549,200.00	480,394.22	82,137.75	417,330.74

City of Gibbon

Account	Account Name	Fiscal Year 22 - 23			Budget			Fiscal Year 21 - 22	
		Current	Year To Date	%Used	Current	Total	Remaining	Year To Date	Total
PROFIT / (LOSS) :		269.46	6,725.18		(6,757.00)	(81,075.00)	(87,800.18)	6,694.79	44,292.63
Revenue									
SALES TAX FUND									
03-1004	OTHER INCOME	0.00	0.00	0.00 %	0.00	0.00	0.00	0.00	0.00
03-1005	INTEREST	0.00	0.00	0.00 %	0.00	0.00	0.00	0.00	0.00
03-1013	LOCAL SALES TAX	0.00	0.00	0.00 %	0.00	0.00	0.00	0.00	0.00
03-1023	STATE SALES TAX	0.00	0.00	0.00 %	0.00	0.00	0.00	0.00	0.00
TOTAL Revenue		0.00	0.00	0.00 %	0.00	0.00	0.00	0.00	0.00
Expense									
SALES TAX FUND									
03-2024	TRANSFER	0.00	0.00	0.00 %	0.00	0.00	0.00	0.00	0.00
03-2026	CAPITAL OUTLAY	0.00	0.00	0.00 %	0.00	0.00	0.00	0.00	0.00
03-2036	SALES TAX PD TO ST	0.00	0.00	0.00 %	0.00	0.00	0.00	0.00	0.00
03-2037	TAX RELIEF-CEM	0.00	0.00	0.00 %	0.00	0.00	0.00	0.00	0.00
03-2038	FUTURE CAPITAL	0.00	0.00	0.00 %	0.00	0.00	0.00	0.00	0.00
03-2049	EQUIPMENT PARK	0.00	0.00	0.00 %	0.00	0.00	0.00	0.00	0.00
03-2091	EQUIPMENT GENERAL	0.00	0.00	0.00 %	0.00	0.00	0.00	0.00	0.00
TOTAL Expense		0.00	0.00	0.00 %	0.00	0.00	0.00	0.00	0.00
PROFIT / (LOSS) :		0.00	0.00		0.00	0.00	0.00	0.00	0.00

City of Gibbon

Account	Account Name	Fiscal Year 22 - 23			Budget			Fiscal Year 21 - 22	
		Current	Year To Date	%Used	Current	Total	Remaining	Year To Date	Total
Revenue									
CEMETERY FUND									
04-1001	PROPERTY TAX	0.00	0.00	0.00 %	0.00	0.00	0.00	0.00	0.00
04-1004	OTHER INCOME	20.00	103.34	20.67 %	42.00	500.00	396.66	60.00	869.27
04-1005	INTEREST	0.00	0.00	0.00 %	0.00	0.00	0.00	8.31	202.02
04-1006	NPPD	0.00	0.00	0.00 %	0.00	0.00	0.00	0.00	0.00
04-1007	TRANSFER	3,482.98	6,965.96	16.67 %	3,483.00	41,795.75	34,829.79	9,666.66	53,360.79
04-1008	DONATIONS	0.00	0.00	0.00 %	83.00	1,000.00	1,000.00	0.00	195.00
04-1013	LOCAL SALES TAX	0.00	0.00	0.00 %	0.00	0.00	0.00	0.00	0.00
04-1024	GRAVE OPENING	400.00	600.00	12.00 %	417.00	5,000.00	4,400.00	4,550.00	11,800.00
04-1025	CEMETERY LOTS	2,400.00	3,205.00	64.10 %	417.00	5,000.00	1,795.00	4,000.00	13,255.00
04-1050	COLMBARIUM RECEIPTS	0.00	0.00	0.00 %	0.00	0.00	0.00	0.00	0.00
04-1051	MUNICIPAL EQUAL FUND	0.00	0.00	0.00 %	0.00	0.00	0.00	0.00	0.00
04-1055	RECLAIMED LOT SALES	0.00	0.00	0.00 %	0.00	0.00	0.00	0.00	0.00
04-1062	PERPETUAL CARE	300.00	450.00	12.86 %	292.00	3,500.00	3,050.00	1,350.00	4,950.00
TOTAL Revenue		6,602.98	11,324.30	19.94 %	4,734.00	56,795.75	45,471.45	19,634.97	84,632.08
Expense									
CEMETERY FUND									
04-2001	SALARIES	2,939.20	7,774.30	15.24 %	4,250.00	51,000.00	43,225.70	4,476.74	37,857.36
04-2002	EMPLOYEE INSURANCE	0.00	928.48	11.75 %	658.00	7,900.00	6,971.52	823.38	5,136.60
04-2003	EMPLOYEE IRS SIMPLE	0.00	0.00	0.00 %	0.00	0.00	0.00	0.00	0.00
04-2004	SUPPLIES	561.23	1,137.69	16.14 %	588.00	7,050.00	5,912.31	681.07	5,567.07
04-2005	REPAIR & MAINTENANCE	144.51	214.51	3.04 %	588.00	7,050.00	6,835.49	151.31	5,928.99
04-2006	UTILITIES-ELECTRIC	199.88	472.21	41.97 %	94.00	1,125.00	652.79	423.44	1,591.69
04-2008	TELEPHONE	107.49	183.68	13.36 %	115.00	1,375.00	1,191.32	207.16	1,331.25
04-2010	INSURANCE	0.00	0.00	0.00 %	292.00	3,500.00	3,500.00	0.00	3,288.25
04-2012	MISCELLANEOUS	0.00	519.97	26.00 %	167.00	2,000.00	1,480.03	1,353.36	2,212.49
04-2026	CAPITAL OUTLAY	300.00	967.16	5.23 %	1,542.00	18,500.00	17,532.84	0.00	26,951.91
04-2027	GAS & OIL	436.25	578.33	11.57 %	417.00	5,000.00	4,421.67	797.40	5,432.74
04-2038	FUTURE CAPITAL	0.00	0.00	0.00 %	0.00	0.00	0.00	0.00	0.00
04-2095	CITY SHARE FICA	182.23	482.01	14.18 %	283.00	3,400.00	2,917.99	277.56	2,347.13
04-2096	CITY SHARE MEDICARE	42.61	112.72	16.10 %	58.00	700.00	587.28	64.90	548.93
04-2097	CITY SHARE IRA	55.78	114.43	9.54 %	100.00	1,200.00	1,085.57	75.25	274.42
04-2098	CITY SHARE ROTH	37.19	76.29	8.48 %	75.00	900.00	823.71	50.19	182.97
TOTAL Expense		5,006.37	13,561.78	12.25 %	9,227.00	110,700.00	97,138.22	9,381.76	98,651.80
PROFIT / (LOSS) :		1,596.61	(2,237.48)		(4,493.00)	(53,904.25)	(51,666.77)	10,253.21	(14,019.72)

City of Gibbon

Account	Account Name	Fiscal Year 22 - 23			Budget			Fiscal Year 21 - 22	
		Current	Year To Date	%Used	Current	Total	Remaining	Year To Date	Total
Revenue									
POLICE FUND									
05-1001	PROPERTY TAX	0.00	0.00	0.00 %	0.00	0.00	0.00	0.00	0.00
05-1002	CONSUMERS 5%	0.00	0.00	0.00 %	0.00	0.00	0.00	0.00	0.00
05-1004	OTHER INCOME	0.00	0.00	0.00 %	0.00	0.00	0.00	10.00	10.00
05-1005	INTEREST	0.00	0.00	0.00 %	0.00	0.00	0.00	0.00	0.00
05-1006	NPPD	0.00	0.00	0.00 %	0.00	0.00	0.00	0.00	0.00
05-1007	TRANSFER	18,962.50	37,925.00	16.67 %	18,962.00	227,550.00	189,625.00	36,479.84	217,136.26
05-1010	STATE AID	0.00	0.00	0.00 %	0.00	0.00	0.00	0.00	0.00
05-1013	LOCAL SALES TAX	0.00	0.00	0.00 %	0.00	0.00	0.00	0.00	0.00
05-1014	PRO RATE	0.00	0.00	0.00 %	0.00	0.00	0.00	0.00	0.00
05-1051	MUNICIPAL EQUAL FUND	0.00	0.00	0.00 %	0.00	0.00	0.00	0.00	0.00
TOTAL Revenue		18,962.50	37,925.00	16.67 %	18,962.00	227,550.00	189,625.00	36,489.84	217,146.26

Expense									
POLICE FUND									
05-2001	SALARIES	0.00	0.00	0.00 %	0.00	0.00	0.00	0.00	0.00
05-2004	SUPPLIES	0.00	0.00	0.00 %	0.00	0.00	0.00	0.00	28.69
05-2005	REPAIR & MAINTENANCE	0.00	0.00	0.00 %	0.00	0.00	0.00	0.00	0.00
05-2006	UTILITIES-ELECTRIC	28.62	77.15	11.02 %	58.00	700.00	622.85	96.92	610.29
05-2007	UTILITIES-SOURCE GAS	13.30	13.30	0.74 %	150.00	1,800.00	1,786.70	19.42	708.13
05-2008	TELEPHONE	52.98	106.52	13.32 %	67.00	800.00	693.48	126.78	743.36
05-2010	INSURANCE	0.00	0.00	0.00 %	0.00	0.00	0.00	0.00	0.00
05-2013	OFFICE SUPPLIES	0.00	0.00	0.00 %	0.00	0.00	0.00	0.00	0.00
05-2022	TRAVEL & CONF. MILE	0.00	0.00	0.00 %	0.00	0.00	0.00	0.00	0.00
05-2024	TRANSFER	0.00	0.00	0.00 %	0.00	0.00	0.00	0.00	0.00
05-2026	CAPITAL OUTLAY	0.00	0.00	0.00 %	0.00	0.00	0.00	0.00	0.00
05-2027	GAS & OIL	0.00	0.00	0.00 %	0.00	0.00	0.00	0.00	0.00
05-2038	FUTURE CAPITAL	0.00	0.00	0.00 %	0.00	0.00	0.00	0.00	0.00
05-2041	DOG EXPENSE	0.00	0.00	0.00 %	0.00	0.00	0.00	0.00	0.00
05-2042	CLEANING	0.00	0.00	0.00 %	0.00	0.00	0.00	0.00	0.00
05-2043	DUES & CONV	0.00	0.00	0.00 %	0.00	0.00	0.00	0.00	0.00
05-2044	SHERIFF ALLOWANCE	18,687.50	36,652.42	16.34 %	18,688.00	224,250.00	187,597.58	35,406.59	215,055.79
05-2090	N CASH RESERVE	0.00	0.00	0.00 %	0.00	0.00	0.00	0.00	0.00
05-2095	CITY SHARE FICA	0.00	0.00	0.00 %	0.00	0.00	0.00	0.00	0.00
05-2096	CITY SHARE MEDICARE	0.00	0.00	0.00 %	0.00	0.00	0.00	0.00	0.00
05-2098	CITY SHARE ROTH	0.00	0.00	0.00 %	0.00	0.00	0.00	0.00	0.00
TOTAL Expense		18,782.40	36,849.39	16.19 %	18,963.00	227,550.00	190,700.61	35,649.71	217,146.26

PROFIT / (LOSS) :

	180.10	1,075.61		(1.00)	0.00	(1,075.61)	840.13	0.00
--	---------------	-----------------	--	---------------	-------------	-------------------	---------------	-------------

City of Gibbon

Account	Account Name	Fiscal Year 22 - 23			Budget			Fiscal Year 21 - 22	
		Current	Year To Date	%Used	Current	Total	Remaining	Year To Date	Total
Revenue									
POOL FUND									
06-1001	PROPERTY TAX	0.00	0.00	0.00 %	0.00	0.00	0.00	0.00	0.00
06-1002	CONSUMERS 5%	0.00	0.00	0.00 %	0.00	0.00	0.00	0.00	0.00
06-1004	OTHER INCOME	93.46	93.46	18.69 %	42.00	500.00	406.54	0.00	8,483.35
06-1005	INTEREST	0.00	0.00	0.00 %	0.00	0.00	0.00	0.00	0.00
06-1006	NPPD	0.00	0.00	0.00 %	0.00	0.00	0.00	0.00	0.00
06-1007	TRANSFER	7,975.00	15,950.00	18.61 %	7,142.00	85,700.00	69,750.00	15,000.00	106,430.95
06-1010	STATE AID	0.00	0.00	0.00 %	0.00	0.00	0.00	0.00	0.00
06-1013	LOCAL SALES TAX	0.00	0.00	0.00 %	0.00	0.00	0.00	0.00	0.00
06-1014	PRO RATE	0.00	0.00	0.00 %	0.00	0.00	0.00	0.00	0.00
06-1019	POOL RECEIPTS	0.00	0.00	0.00 %	833.00	10,000.00	10,000.00	0.00	11,873.05
06-1051	MUNICIPAL EQUAL FUND	0.00	0.00	0.00 %	0.00	0.00	0.00	0.00	0.00
06-1057	POOL BONDS	0.00	0.00	0.00 %	0.00	0.00	0.00	0.00	0.00
TOTAL Revenue		8,068.46	16,043.46	16.68 %	8,017.00	96,200.00	80,156.54	15,000.00	126,787.35

Expense									
POOL FUND									
06-2001	SALARIES	333.66	641.12	1.39 %	3,833.00	46,000.00	45,358.88	1,795.72	50,854.50
06-2002	EMPLOYEE INSURANCE	0.00	92.85	1.22 %	633.00	7,600.00	7,507.15	1,466.78	7,112.95
06-2003	EMPLOYEE IRS SIMPLE	0.00	0.00	0.00 %	0.00	0.00	0.00	0.00	0.00
06-2004	SUPPLIES	60.41	126.23	3.16 %	333.00	4,000.00	3,873.77	168.48	5,539.86
06-2005	REPAIR & MAINTENANCE	6.72	241.72	6.04 %	333.00	4,000.00	3,758.28	0.00	27,121.51
06-2006	UTILITIES-ELECTRIC	53.97	136.95	2.49 %	458.00	5,500.00	5,363.05	373.83	5,705.07
06-2007	UTILITIES-SOURCE GAS	35.04	35.04	7.01 %	42.00	500.00	464.96	56.55	577.52
06-2008	TELEPHONE	0.00	0.00	0.00 %	75.00	900.00	900.00	65.44	478.27
06-2010	INSURANCE	0.00	0.00	0.00 %	667.00	8,000.00	8,000.00	0.00	9,217.02
06-2012	MISCELLANEOUS	0.00	0.00	0.00 %	125.00	1,500.00	1,500.00	0.00	2,410.94
06-2024	TRANSFER	0.00	0.00	0.00 %	0.00	0.00	0.00	0.00	0.00
06-2026	CAPITAL OUTLAY	0.00	0.00	0.00 %	1,208.00	14,500.00	14,500.00	0.00	0.00
06-2045	MERCHANDISE FOR RESALE	0.00	0.00	0.00 %	0.00	0.00	0.00	0.00	1,444.72
06-2046	CHEMICALS	0.00	0.00	0.00 %	833.00	10,000.00	10,000.00	0.00	11,665.97
06-2048	POOL PROJECT	0.00	0.00	0.00 %	0.00	0.00	0.00	0.00	0.00
06-2090	N CASH RESERVE	0.00	0.00	0.00 %	0.00	0.00	0.00	0.00	0.00
06-2095	CITY SHARE FICA	20.70	39.77	1.46 %	227.00	2,725.00	2,685.23	111.34	3,153.14
06-2096	CITY SHARE MEDICARE	4.84	9.29	0.95 %	81.00	975.00	965.71	26.02	737.29
06-2097	CITY SHARE IRA	10.02	19.25	0.00 %	0.00	0.00	(19.25)	53.88	457.78
06-2098	CITY SHARE ROTH	6.68	12.83	0.00 %	0.00	0.00	(12.83)	35.89	310.81
TOTAL Expense		532.04	1,355.05	1.28 %	8,848.00	106,200.00	104,844.95	4,153.93	126,787.35

PROFIT / (LOSS) :

	7,536.42	14,688.41	(831.00)	(10,000.00)	(24,688.41)	10,846.07	0.00
--	-----------------	------------------	-----------------	--------------------	--------------------	------------------	-------------

City of Gibbon

Account	Account Name	Fiscal Year 22 - 23			Budget			Fiscal Year 21 - 22	
		Current	Year To Date	%Used	Current	Total	Remaining	Year To Date	Total
Revenue									
PARK FUND									
07-1001	PROPERTY TAX	0.00	0.00	0.00 %	0.00	0.00	0.00	0.00	0.00
07-1002	CONSUMERS 5%	0.00	0.00	0.00 %	0.00	0.00	0.00	0.00	0.00
07-1004	OTHER INCOME	0.00	83.34	0.00 %	0.00	0.00	(83.34)	3,668.75	11,489.07
07-1005	INTEREST	0.00	0.00	0.00 %	0.00	0.00	0.00	0.00	0.00
07-1006	NPPD	0.00	0.00	0.00 %	0.00	0.00	0.00	0.00	0.00
07-1007	TRANSFER	18,101.97	36,203.94	16.67 %	18,102.00	217,223.68	181,019.74	39,950.00	176,518.15
07-1008	DONATIONS	0.00	0.00	0.00 %	0.00	0.00	0.00	0.00	6,000.00
07-1010	STATE AID	0.00	0.00	0.00 %	0.00	0.00	0.00	0.00	0.00
07-1013	LOCAL SALES TAX	0.00	0.00	0.00 %	0.00	0.00	0.00	0.00	0.00
07-1014	PRO RATE	0.00	0.00	0.00 %	0.00	0.00	0.00	0.00	0.00
07-1028	REIMBURSEMENT	0.00	0.00	0.00 %	0.00	0.00	0.00	0.00	0.00
07-1034	FEDERAL/STATE GRANTS	0.00	0.00	0.00 %	0.00	0.00	0.00	0.00	0.00
07-1051	MUNICIPAL EQUAL FUND	0.00	0.00	0.00 %	0.00	0.00	0.00	0.00	0.00
TOTAL Revenue		18,101.97	36,287.28	16.71 %	18,102.00	217,223.68	180,936.40	43,618.75	194,007.22
Expense									
PARK FUND									
07-2001	SALARIES	1,956.49	4,058.50	4.56 %	7,417.00	89,000.00	84,941.50	3,249.86	72,548.40
07-2002	EMPLOYEE INSURANCE	0.00	1,517.48	7.59 %	1,667.00	20,000.00	18,482.52	1,826.99	18,311.65
07-2003	EMPLOYEE IRS SIMPLE	0.00	0.00	0.00 %	0.00	0.00	0.00	0.00	0.00
07-2004	SUPPLIES	784.15	1,569.11	10.80 %	1,210.00	14,523.68	12,954.57	540.27	17,036.13
07-2005	REPAIR & MAINTENANCE	1,618.25	2,116.84	14.11 %	1,250.00	15,000.00	12,883.16	549.21	18,116.25
07-2006	UTILITIES-ELECTRIC	2,075.30	2,562.15	39.42 %	542.00	6,500.00	3,937.85	876.38	6,318.01
07-2008	TELEPHONE	147.82	295.64	14.78 %	167.00	2,000.00	1,704.36	182.88	1,223.18
07-2010	INSURANCE	0.00	0.00	0.00 %	1,167.00	14,000.00	14,000.00	0.00	13,091.12
07-2012	MISCELLANEOUS	0.00	500.93	25.05 %	167.00	2,000.00	1,499.07	0.00	1,150.40
07-2024	TRANSFER	0.00	0.00	0.00 %	0.00	0.00	0.00	0.00	0.00
07-2026	CAPITAL OUTLAY	0.00	14,415.00	0.00 %	0.00	0.00	(14,415.00)	0.00	12,006.32
07-2027	GAS & OIL	339.04	669.61	7.44 %	750.00	9,000.00	8,330.39	925.97	8,893.86
07-2049	EQUIPMENT PARK	0.00	0.00	0.00 %	167.00	2,000.00	2,000.00	0.00	0.00
07-2050	MOWING	0.00	0.00	0.00 %	0.00	0.00	0.00	0.00	0.00
07-2051	GOLF COURSE	0.00	0.00	0.00 %	0.00	0.00	0.00	0.00	0.00
07-2052	BALL DIAMOND IMPROV	0.00	0.00	0.00 %	0.00	0.00	0.00	0.00	0.00
07-2053	PARK IMPROVEMENTS	0.00	0.00	0.00 %	2,083.00	25,000.00	25,000.00	0.00	0.00
07-2054	HERITAGE CENTER	853.91	944.26	15.74 %	500.00	6,000.00	5,055.74	1,035.73	15,107.38
07-2055	COMMUNITY CENTER	0.00	0.00	0.00 %	0.00	0.00	0.00	0.00	0.00
07-2056	STUMP REMOVAL TREES	0.00	0.00	0.00 %	167.00	2,000.00	2,000.00	0.00	2,350.00
07-2057	NEW BALL PARK	0.00	0.00	0.00 %	0.00	0.00	0.00	0.00	0.00
07-2070	GRANT EXPENSE	0.00	0.00	0.00 %	0.00	0.00	0.00	0.00	0.00
07-2085	Heritage Center & CC Expense	0.00	0.00	0.00 %	0.00	0.00	0.00	60.00	60.00
07-2095	CITY SHARE FICA	121.30	251.62	4.31 %	486.00	5,833.00	5,581.38	201.51	4,497.92
07-2096	CITY SHARE MEDICARE	28.38	58.86	5.04 %	97.00	1,167.00	1,108.14	47.13	1,051.93
07-2097	CITY SHARE IRA	58.69	116.50	6.07 %	160.00	1,920.00	1,803.50	78.00	1,342.25
07-2098	CITY SHARE ROTH	39.11	77.64	6.07 %	107.00	1,280.00	1,202.36	52.02	902.42
TOTAL Expense		8,022.44	29,154.14	13.42 %	18,104.00	217,223.68	188,069.54	9,625.95	194,007.22

City of Gibbon

Account	Account Name	Fiscal Year 22 - 23			Budget			Fiscal Year 21 - 22	
		Current	Year To Date	%Used	Current	Total	Remaining	Year To Date	Total
PROFIT / (LOSS) :		10,079.53	7,133.14		(2.00)	0.00	(7,133.14)	33,992.80	0.00
Revenue									
FIRE FUND									
08-1001	PROPERTY TAX	0.00	0.00	0.00 %	0.00	0.00	0.00	0.00	0.00
08-1002	CONSUMERS 5%	0.00	0.00	0.00 %	0.00	0.00	0.00	0.00	0.00
08-1004	OTHER INCOME	0.00	0.00	0.00 %	83.00	1,000.00	1,000.00	0.00	2,663.97
08-1005	INTEREST	0.00	0.00	0.00 %	0.00	0.00	0.00	0.00	0.00
08-1006	NPPD	0.00	0.00	0.00 %	0.00	0.00	0.00	0.00	0.00
08-1007	TRANSFER	7,024.32	14,048.64	16.67 %	7,024.00	84,291.85	70,243.21	10,766.66	56,518.12
08-1010	STATE AID	0.00	0.00	0.00 %	0.00	0.00	0.00	0.00	0.00
08-1013	LOCAL SALES TAX	0.00	0.00	0.00 %	0.00	0.00	0.00	0.00	0.00
08-1014	PRO RATE	0.00	0.00	0.00 %	0.00	0.00	0.00	0.00	0.00
08-1030	RURAL FIRE DIST.	0.00	0.00	0.00 %	833.00	10,000.00	10,000.00	8,264.96	18,465.72
08-1034	FEDERAL/STATE GRANTS	0.00	0.00	0.00 %	0.00	0.00	0.00	0.00	0.00
08-1037	WARRANTS/LOAN	0.00	0.00	0.00 %	0.00	0.00	0.00	0.00	0.00
08-1048	OCCUPATION TAX	0.00	0.00	0.00 %	0.00	0.00	0.00	0.00	0.00
08-1051	MUNICIPAL EQUAL FUND	0.00	0.00	0.00 %	0.00	0.00	0.00	0.00	0.00
TOTAL Revenue		7,024.32	14,048.64	14.74 %	7,940.00	95,291.85	81,243.21	19,031.62	77,647.81
Expense									
FIRE FUND									
08-2004	SUPPLIES	0.00	0.00	0.00 %	417.00	5,000.00	5,000.00	0.00	2,381.30
08-2005	REPAIR & MAINTENANCE	1,167.92	1,167.92	23.36 %	417.00	5,000.00	3,832.08	2,000.00	3,844.85
08-2006	UTILITIES-ELECTRIC	146.83	353.39	11.78 %	250.00	3,000.00	2,646.61	353.92	2,239.22
08-2007	UTILITIES-SOURCE GAS	57.25	57.25	1.43 %	333.00	4,000.00	3,942.75	58.28	2,420.35
08-2008	TELEPHONE	0.00	0.00	0.00 %	0.00	0.00	0.00	0.00	62.39
08-2010	INSURANCE	0.00	0.00	0.00 %	2,750.00	33,000.00	33,000.00	0.00	31,300.95
08-2012	MISCELLANEOUS	0.00	0.00	0.00 %	167.00	2,000.00	2,000.00	0.00	335.00
08-2022	TRAVEL & CONF. MILE	0.00	0.00	0.00 %	0.00	0.00	0.00	0.00	0.00
08-2026	CAPITAL OUTLAY	7,327.50	8,503.50	14.17 %	5,000.00	60,000.00	51,496.50	0.00	27,063.75
08-2038	FUTURE CAPITAL	0.00	0.00	0.00 %	0.00	0.00	0.00	0.00	0.00
08-2058	ALLOWANCE	800.00	1,600.00	16.67 %	800.00	9,600.00	8,000.00	1,600.00	8,000.00
08-2095	CITY SHARE FICA	0.00	0.00	0.00 %	0.00	0.00	0.00	0.00	0.00
08-2096	CITY SHARE MEDICARE	0.00	0.00	0.00 %	0.00	0.00	0.00	0.00	0.00
TOTAL Expense		9,499.50	11,682.06	9.61 %	10,134.00	121,600.00	109,917.94	4,012.20	77,647.81
PROFIT / (LOSS) :		(2,475.18)	2,366.58		(2,194.00)	(26,308.15)	(28,674.73)	15,019.42	0.00

City of Gibbon

Account	Account Name	Fiscal Year 22 - 23			Budget			Fiscal Year 21 - 22	
		Current	Year To Date	%Used	Current	Total	Remaining	Year To Date	Total
Revenue									
LIBRARY FUND									
09-1001	PROPERTY TAX	0.00	0.00	0.00 %	0.00	0.00	0.00	0.00	0.00
09-1004	OTHER INCOME	86.53	118.03	23.61 %	42.00	500.00	381.97	115.09	540.30
09-1005	INTEREST	0.00	0.00	0.00 %	0.00	0.00	0.00	0.00	0.00
09-1006	NPPD	0.00	0.00	0.00 %	0.00	0.00	0.00	0.00	0.00
09-1007	TRANSFER	0.00	10,360.00	8.33 %	10,360.00	124,320.00	113,960.00	19,686.34	107,012.60
09-1013	LOCAL SALES TAX	0.00	0.00	0.00 %	0.00	0.00	0.00	0.00	0.00
09-1031	LIBRARY FEES	0.00	0.00	0.00 %	25.00	300.00	300.00	0.00	7.58
09-1034	FEDERAL/STATE GRANTS	0.00	0.00	0.00 %	0.00	0.00	0.00	4,265.00	4,265.00
09-1051	MUNICIPAL EQUAL FUND	0.00	0.00	0.00 %	0.00	0.00	0.00	0.00	0.00
09-1056	LOST BOOK	0.00	0.00	0.00 %	0.00	0.00	0.00	0.00	60.94
TOTAL Revenue		86.53	10,478.03	8.37 %	10,427.00	125,120.00	114,641.97	24,066.43	111,886.42
Expense									
LIBRARY FUND									
09-2001	SALARIES	4,650.52	8,982.20	11.90 %	6,289.00	75,470.00	66,487.80	9,444.40	62,874.62
09-2002	EMPLOYEE INSURANCE	0.00	0.00	0.00 %	0.00	0.00	0.00	0.00	2,682.25
09-2003	EMPLOYEE IRS SIMPLE	0.00	0.00	0.00 %	0.00	0.00	0.00	0.00	0.00
09-2004	SUPPLIES	216.89	703.58	20.10 %	292.00	3,500.00	2,796.42	291.54	3,076.06
09-2005	REPAIR & MAINTENANCE	0.00	1,573.46	39.34 %	333.00	4,000.00	2,426.54	210.00	3,861.19
09-2006	UTILITIES-ELECTRIC	178.73	533.92	6.51 %	683.00	8,200.00	7,666.08	997.86	6,104.22
09-2010	INSURANCE	0.00	0.00	0.00 %	417.00	5,000.00	5,000.00	0.00	4,573.67
09-2012	MISCELLANEOUS	381.18	501.49	33.43 %	125.00	1,500.00	998.51	238.88	1,457.54
09-2024	TRANSFER	0.00	0.00	0.00 %	0.00	0.00	0.00	0.00	0.00
09-2026	CAPITAL OUTLAY	0.00	0.00	0.00 %	333.00	4,000.00	4,000.00	0.00	1,964.00
09-2038	FUTURE CAPITAL	0.00	0.00	0.00 %	0.00	0.00	0.00	0.00	0.00
09-2060	UPKEEP	294.07	319.78	18.81 %	142.00	1,700.00	1,380.22	567.73	1,335.64
09-2061	BOOKS	586.22	1,639.94	10.41 %	1,312.00	15,750.00	14,110.06	1,212.98	10,435.05
09-2062	MAGAZINES	291.42	593.69	0.00 %	0.00	0.00	(593.69)	118.85	4,499.89
09-2070	GRANT EXPENSE	0.00	0.00	0.00 %	0.00	0.00	0.00	0.00	4,212.37
09-2090	N CASH RESERVE	0.00	0.00	0.00 %	0.00	0.00	0.00	0.00	0.00
09-2095	CITY SHARE FICA	288.34	556.90	12.66 %	367.00	4,400.00	3,843.10	585.55	3,898.25
09-2096	CITY SHARE MEDICARE	67.41	130.23	8.14 %	133.00	1,600.00	1,469.77	136.94	911.67
09-2097	CITY SHARE IRA	0.00	0.00	0.00 %	0.00	0.00	0.00	0.00	0.00
09-2098	CITY SHARE ROTH	0.00	0.00	0.00 %	0.00	0.00	0.00	0.00	0.00
TOTAL Expense		6,954.78	15,535.19	12.42 %	10,426.00	125,120.00	109,584.81	13,804.73	111,886.42
PROFIT / (LOSS) :		(6,868.25)	(5,057.16)		1.00	0.00	5,057.16	10,261.70	0.00

City of Gibbon

Account	Account Name	Fiscal Year 22 - 23			Budget			Fiscal Year 21 - 22	
		Current	Year To Date	%Used	Current	Total	Remaining	Year To Date	Total
Revenue									
STREET LIGHTS									
10-1001	PROPERTY TAX	0.00	0.00	0.00 %	0.00	0.00	0.00	0.00	0.00
10-1002	CONSUMERS 5%	0.00	0.00	0.00 %	0.00	0.00	0.00	0.00	0.00
10-1004	OTHER INCOME	0.00	0.00	0.00 %	0.00	0.00	0.00	0.00	0.00
10-1005	INTEREST	0.00	0.00	0.00 %	0.00	0.00	0.00	0.00	0.00
10-1006	NPPD	0.00	0.00	0.00 %	0.00	0.00	0.00	0.00	0.00
10-1007	TRANSFER	4,750.00	9,500.00	16.67 %	4,750.00	57,000.00	47,500.00	9,500.00	36,229.80
10-1010	STATE AID	0.00	0.00	0.00 %	0.00	0.00	0.00	0.00	0.00
TOTAL Revenue		4,750.00	9,500.00	16.67 %	4,750.00	57,000.00	47,500.00	9,500.00	36,229.80
Expense									
STREET LIGHTS									
10-2006	UTILITIES-ELECTRIC	2,017.21	4,034.42	10.09 %	3,333.00	40,000.00	35,965.58	5,612.61	27,736.40
10-2012	MISCELLANEOUS	0.00	0.00	0.00 %	167.00	2,000.00	2,000.00	0.00	0.00
10-2026	CAPITAL OUTLAY	0.00	0.00	0.00 %	1,250.00	15,000.00	15,000.00	0.00	8,493.40
TOTAL Expense		2,017.21	4,034.42	7.08 %	4,750.00	57,000.00	52,965.58	5,612.61	36,229.80
PROFIT / (LOSS) :		2,732.79	5,465.58		0.00	0.00	(5,465.58)	3,887.39	0.00

City of Gibbon

Account	Account Name	Fiscal Year 22 - 23			Budget			Fiscal Year 21 - 22	
		Current	Year To Date	%Used	Current	Total	Remaining	Year To Date	Total
Revenue									
HEALTH CENTER									
11-1005	INTEREST	0.00	0.00	0.00 %	0.00	0.00	0.00	0.00	0.00
11-1006	NPPD	0.00	0.00	0.00 %	0.00	0.00	0.00	0.00	0.00
11-1007	TRANSFER	0.00	0.00	0.00 %	0.00	0.00	0.00	0.00	0.00
11-1009	RENT	0.00	0.00	0.00 %	0.00	0.00	0.00	0.00	0.00
TOTAL Revenue		0.00	0.00	0.00 %	0.00	0.00	0.00	0.00	0.00
Expense									
HEALTH CENTER									
11-2004	SUPPLIES	0.00	0.00	0.00 %	0.00	0.00	0.00	0.00	0.00
11-2005	REPAIR & MAINTENANCE	0.00	0.00	0.00 %	0.00	0.00	0.00	0.00	0.00
11-2007	UTILITIES-SOURCE GAS	0.00	0.00	0.00 %	0.00	0.00	0.00	0.00	0.00
11-2010	INSURANCE	0.00	0.00	0.00 %	0.00	0.00	0.00	0.00	0.00
11-2024	TRANSFER	0.00	0.00	0.00 %	0.00	0.00	0.00	0.00	0.00
11-2026	CAPITAL OUTLAY	0.00	0.00	0.00 %	0.00	0.00	0.00	0.00	0.00
11-2093	H CENTER TAXES	0.00	0.00	0.00 %	0.00	0.00	0.00	0.00	0.00
TOTAL Expense		0.00	0.00	0.00 %	0.00	0.00	0.00	0.00	0.00
PROFIT / (LOSS) :		0.00	0.00		0.00	0.00	0.00	0.00	0.00

City of Gibbon

Account	Account Name	Fiscal Year 22 - 23			Budget			Fiscal Year 21 - 22	
		Current	Year To Date	%Used	Current	Total	Remaining	Year To Date	Total
Revenue									
SEWER FUND									
12-1001	PROPERTY TAX	0.00	0.00	0.00 %	0.00	0.00	0.00	0.00	0.00
12-1004	OTHER INCOME	0.00	0.00	0.00 %	0.00	0.00	0.00	1,615.00	1,615.00
12-1005	INTEREST	288.00	584.73	116.95 %	42.00	500.00	(84.73)	154.62	1,361.81
12-1006	NPPD	0.00	0.00	0.00 %	0.00	0.00	0.00	0.00	0.00
12-1007	TRANSFER	0.00	0.00	0.00 %	10,417.00	125,000.00	125,000.00	0.00	125,000.00
12-1032	COLLECTIONS	24,187.64	48,553.03	17.34 %	23,333.00	280,000.00	231,446.97	44,606.57	278,909.91
12-1052	LATE FEES & RECONNECT	322.50	705.00	14.10 %	417.00	5,000.00	4,295.00	802.50	4,410.00
12-1054	UTILITY DEPOSITS	0.00	0.00	0.00 %	0.00	0.00	0.00	0.00	0.00
TOTAL Revenue		24,798.14	49,842.76	12.14 %	34,209.00	410,500.00	360,657.24	47,178.69	411,296.72
Expense									
SEWER FUND									
12-2001	SALARIES	6,188.93	12,520.54	15.46 %	6,750.00	81,000.00	68,479.46	10,395.18	68,974.77
12-2002	EMPLOYEE INSURANCE	0.00	2,882.85	8.74 %	2,750.00	33,000.00	30,117.15	6,840.43	28,070.14
12-2003	EMPLOYEE IRS SIMPLE	0.00	0.00	0.00 %	0.00	0.00	0.00	0.00	0.00
12-2004	SUPPLIES	551.36	560.86	28.04 %	167.00	2,000.00	1,439.14	90.09	527.83
12-2005	REPAIR & MAINTENANCE	420.75	420.75	2.80 %	1,250.00	15,000.00	14,579.25	2,810.30	5,717.13
12-2006	UTILITIES-ELECTRIC	104.55	522.74	5.72 %	762.00	9,143.00	8,620.26	1,424.04	7,026.49
12-2007	UTILITIES-SOURCE GAS	55.34	55.34	6.46 %	71.00	857.00	801.66	26.29	424.25
12-2008	TELEPHONE	109.70	239.17	23.92 %	83.00	1,000.00	760.83	158.56	1,083.15
12-2009	PROFESSIONAL	0.00	1,638.00	0.00 %	0.00	0.00	(1,638.00)	0.00	1,630.62
12-2010	INSURANCE	0.00	157.27	3.15 %	417.00	5,000.00	4,842.73	0.00	5,697.25
12-2013	OFFICE SUPPLIES	0.00	0.00	0.00 %	8.00	100.00	100.00	0.00	0.00
12-2015	CHEMICAL & INSECT	0.00	0.00	0.00 %	33.00	400.00	400.00	0.00	0.00
12-2024	TRANSFER	0.00	0.00	0.00 %	4,167.00	50,000.00	50,000.00	0.00	175,000.00
12-2025	RE IMPROVEMENTS	0.00	0.00	0.00 %	0.00	0.00	0.00	1,376.40	1,376.40
12-2026	CAPITAL OUTLAY	0.00	0.00	0.00 %	2,083.00	25,000.00	25,000.00	0.00	3,816.67
12-2027	GAS & OIL	234.84	558.24	37.22 %	125.00	1,500.00	941.76	149.61	2,765.65
12-2046	CHEMICALS	0.00	0.00	0.00 %	125.00	1,500.00	1,500.00	0.00	0.00
12-2063	CLEAN SEWER/CULVERTS	0.00	0.00	0.00 %	2,083.00	25,000.00	25,000.00	0.00	12,093.95
12-2064	SEWER LINES	0.00	0.00	0.00 %	0.00	0.00	0.00	0.00	0.00
12-2065	CONSULTING	661.11	1,546.16	7.73 %	1,667.00	20,000.00	18,453.84	1,739.17	7,108.12
12-2066	CONTRACTOR COSTS	8,680.00	8,680.00	17.36 %	4,167.00	50,000.00	41,320.00	0.00	0.00
12-2067	B & 1940 PAYMENT	0.00	0.00	0.00 %	10,417.00	125,000.00	125,000.00	0.00	0.00
12-2095	CITY SHARE FICA	383.73	776.30	15.23 %	425.00	5,097.00	4,320.70	644.52	4,276.56
12-2096	CITY SHARE MEDICARE	89.74	181.56	13.93 %	109.00	1,303.00	1,121.44	150.76	1,000.21
12-2097	CITY SHARE IRA	164.03	331.72	13.16 %	210.00	2,520.00	2,188.28	292.95	1,732.52
12-2098	CITY SHARE ROTH	109.35	221.14	13.16 %	140.00	1,680.00	1,458.86	195.34	1,212.54
TOTAL Expense		17,753.43	31,292.64	6.86 %	38,009.00	456,100.00	424,807.36	26,293.64	329,534.25
PROFIT / (LOSS) :		7,044.71	18,550.12		(3,800.00)	(45,600.00)	(64,150.12)	20,885.05	81,762.47

City of Gibbon

Account	Account Name	Fiscal Year 22 - 23			Budget			Fiscal Year 21 - 22	
		Current	Year To Date	%Used	Current	Total	Remaining	Year To Date	Total
Revenue									
GARBAGE FUND									
13-1004	OTHER INCOME	0.00	0.00	0.00 %	0.00	0.00	0.00	0.00	0.00
13-1005	INTEREST	0.00	0.00	0.00 %	0.00	0.00	0.00	0.00	0.00
13-1007	TRANSFER	172.55	345.10	16.67 %	173.00	2,070.58	1,725.48	1,126.04	4,189.59
13-1033	RECEIPTS	9,266.00	18,630.00	18.09 %	8,583.00	103,000.00	84,370.00	17,199.00	103,755.50
13-1034	FEDERAL/STATE GRANTS	0.00	0.00	0.00 %	0.00	0.00	0.00	0.00	1,999.08
13-1035	LANDFILL/GRASS	0.00	0.00	0.00 %	125.00	1,500.00	1,500.00	0.00	1,495.00
TOTAL Revenue		9,438.55	18,975.10	17.81 %	8,881.00	106,570.58	87,595.48	18,325.04	111,439.17
Expense									
GARBAGE FUND									
13-2010	INSURANCE	0.00	0.00	0.00 %	0.00	0.00	0.00	0.00	0.00
13-2068	GARBAGE SERVICE	9,246.80	18,242.40	17.37 %	8,750.00	105,000.00	86,757.60	17,593.70	106,557.40
13-2069	LANDFILL	1,542.82	1,807.82	22.60 %	667.00	8,000.00	6,192.18	1,767.67	4,881.77
13-2070	GRANT EXPENSE	0.00	0.00	0.00 %	0.00	0.00	0.00	0.00	0.00
TOTAL Expense		10,789.62	20,050.22	17.74 %	9,417.00	113,000.00	92,949.78	19,361.37	111,439.17
PROFIT / (LOSS) :		(1,351.07)	(1,075.12)		(536.00)	(6,429.42)	(5,354.30)	(1,036.33)	0.00

City of Gibbon

Account	Account Name	Fiscal Year 22 - 23			Budget			Fiscal Year 21 - 22	
		Current	Year To Date	%Used	Current	Total	Remaining	Year To Date	Total
Revenue									
WATER FUND									
14-1001	PROPERTY TAX	0.00	0.00	0.00 %	0.00	0.00	0.00	0.00	0.00
14-1004	OTHER INCOME	2,548.28	2,673.27	133.66 %	167.00	2,000.00	(673.27)	662.07	10,416.42
14-1005	INTEREST	95.21	181.26	60.42 %	25.00	300.00	118.74	75.49	715.01
14-1006	NPPD	0.00	0.00	0.00 %	0.00	0.00	0.00	0.00	0.00
14-1007	TRANSFER	0.00	0.00	0.00 %	0.00	0.00	0.00	0.00	0.00
14-1013	LOCAL SALES TAX	0.00	0.00	0.00 %	0.00	0.00	0.00	0.00	0.00
14-1032	COLLECTIONS	26,465.11	59,280.03	16.94 %	29,167.00	350,000.00	290,719.97	57,764.19	367,145.53
14-1034	FEDERAL/STATE GRANTS	0.00	18,000.00	0.00 %	0.00	0.00	(18,000.00)	0.00	0.00
14-1037	WARRANTS/LOAN	0.00	0.00	0.00 %	0.00	0.00	0.00	0.00	0.00
14-1038	HOOKUPS/TAPPING	0.00	0.00	0.00 %	21.00	250.00	250.00	0.00	0.00
14-1052	LATE FEES & RECONNECT	322.50	690.00	15.33 %	375.00	4,500.00	3,810.00	652.50	4,140.00
14-1054	UTILITY DEPOSITS	0.00	0.00	0.00 %	0.00	0.00	0.00	0.00	0.00
TOTAL Revenue		29,431.10	80,824.56	22.64 %	29,755.00	357,050.00	276,225.44	59,154.25	382,416.96
Expense									
WATER FUND									
14-2001	SALARIES	8,322.02	16,681.02	15.45 %	9,000.00	108,000.00	91,318.98	14,964.93	86,905.55
14-2002	EMPLOYEE INSURANCE	0.00	3,627.39	8.85 %	3,417.00	41,000.00	37,372.61	9,528.31	37,391.17
14-2003	EMPLOYEE IRS SIMPLE	0.00	0.00	0.00 %	0.00	0.00	0.00	0.00	0.00
14-2004	SUPPLIES	649.31	1,302.07	3.72 %	2,917.00	35,000.00	33,697.93	290.35	8,301.51
14-2005	REPAIR & MAINTENANCE	2,018.18	3,495.75	6.99 %	4,167.00	50,000.00	46,504.25	2,900.87	40,231.75
14-2006	UTILITIES-ELECTRIC	1,282.30	5,247.70	20.18 %	2,167.00	26,000.00	20,752.30	6,800.89	30,751.67
14-2007	UTILITIES-SOURCE GAS	55.81	55.81	2.79 %	167.00	2,000.00	1,944.19	59.55	493.48
14-2008	TELEPHONE	125.74	271.24	27.12 %	83.00	1,000.00	728.76	190.64	1,275.58
14-2009	PROFESSIONAL	1,170.15	2,808.15	80.23 %	292.00	3,500.00	691.85	517.50	2,933.35
14-2010	INSURANCE	0.00	0.00	0.00 %	1,000.00	12,000.00	12,000.00	182.79	13,862.46
14-2012	MISCELLANEOUS	(356.91)	(547.12)	-54.71 %	83.00	1,000.00	1,547.12	416.97	(523.58)
14-2013	OFFICE SUPPLIES	0.00	0.00	0.00 %	42.00	500.00	500.00	0.00	0.00
14-2024	TRANSFER	0.00	0.00	0.00 %	2,667.00	32,000.00	32,000.00	0.00	30,000.00
14-2025	RE IMPROVEMENTS	0.00	0.00	0.00 %	0.00	0.00	0.00	1,376.40	1,376.40
14-2026	CAPITAL OUTLAY	4,511.11	4,511.11	9.02 %	4,167.00	50,000.00	45,488.89	42,236.25	47,717.91
14-2027	GAS & OIL	234.84	653.11	32.66 %	167.00	2,000.00	1,346.89	177.81	2,938.55
14-2065	CONSULTING	0.00	458.00	1.83 %	2,083.00	25,000.00	24,542.00	1,235.16	7,121.60
14-2071	EQUIPMENT	1,949.94	1,949.94	39.00 %	417.00	5,000.00	3,050.06	1,949.94	1,949.94
14-2072	TESTS & CHLORINE	9.55	143.10	2.38 %	500.00	6,000.00	5,856.90	559.95	2,272.52
14-2073	REFUND	0.00	0.00	0.00 %	0.00	0.00	0.00	0.00	0.00
14-2074	WATER LINES	0.00	0.00	0.00 %	1,250.00	15,000.00	15,000.00	0.00	1,071.00
14-2075	WELLS	0.00	0.00	0.00 %	833.00	10,000.00	10,000.00	0.00	288.00
14-2076	PEOPLE SERVICE	0.00	0.00	0.00 %	0.00	0.00	0.00	0.00	0.00
14-2079	REFUNDS	0.00	0.00	0.00 %	0.00	0.00	0.00	0.00	0.00
14-2095	CITY SHARE FICA	515.97	1,034.23	16.37 %	526.00	6,316.00	5,281.77	927.85	5,388.28
14-2096	CITY SHARE MEDICARE	120.67	241.89	11.08 %	182.00	2,184.00	1,942.11	217.01	1,260.15
14-2097	CITY SHARE IRA	222.29	448.43	13.53 %	276.00	3,315.00	2,866.57	420.59	2,218.65
14-2098	CITY SHARE ROTH	148.18	298.92	14.34 %	174.00	2,085.00	1,786.08	280.46	1,561.80
TOTAL Expense		20,979.15	42,680.74	9.72 %	36,577.00	438,900.00	396,219.26	85,234.22	326,787.74

City of Gibbon

Account	Account Name	Fiscal Year 22 - 23			Budget			Fiscal Year 21 - 22	
		Current	Year To Date	%Used	Current	Total	Remaining	Year To Date	Total
PROFIT / (LOSS) :		8,451.95	38,143.82		(6,822.00)	(81,850.00)	(119,993.82)	(26,079.97)	55,629.22

City of Gibbon

Account	Account Name	Fiscal Year 22 - 23			Budget			Fiscal Year 21 - 22	
		Current	Year To Date	%Used	Current	Total	Remaining	Year To Date	Total
Revenue									
SPECIAL SEWER									
15-1001	PROPERTY TAX	0.00	0.00	0.00 %	0.00	0.00	0.00	0.00	0.00
15-1004	OTHER INCOME	0.00	0.00	0.00 %	83.00	1,000.00	1,000.00	30.00	1,730.00
15-1005	INTEREST	444.29	875.70	109.46 %	67.00	800.00	(75.70)	301.61	3,960.52
15-1007	TRANSFER	0.00	0.00	0.00 %	0.00	0.00	0.00	0.00	50,000.00
15-1026	INT & PRIN INDUSTRIES	6,900.00	10,350.00	25.00 %	3,450.00	41,400.00	31,050.00	77,962.00	251,136.00
15-1028	REIMBURSEMENT	0.00	0.00	0.00 %	0.00	0.00	0.00	0.00	0.00
15-1032	COLLECTIONS	0.00	0.00	0.00 %	4,167.00	50,000.00	50,000.00	0.00	0.00
15-1039	COLLECTIONS-AM FOODS	173,372.00	260,058.00	22.47 %	96,446.00	1,157,346.00	897,288.00	151,042.00	1,037,598.00
15-1040	COLLECTIONS--DARLING	0.00	22,573.11	7.52 %	25,000.00	300,000.00	277,426.89	52,880.66	314,723.07
TOTAL Revenue		180,716.29	293,856.81	18.95 %	129,213.00	1,550,546.00	1,256,689.19	282,216.27	1,659,147.59

Expense									
SPECIAL SEWER									
15-2001	SALARIES	8,575.69	17,188.67	14.09 %	10,167.00	122,000.00	104,811.33	12,559.17	108,868.27
15-2002	EMPLOYEE INSURANCE	0.00	3,359.20	7.46 %	3,750.00	45,000.00	41,640.80	7,229.10	37,833.88
15-2003	EMPLOYEE IRS SIMPLE	0.00	0.00	0.00 %	0.00	0.00	0.00	0.00	0.00
15-2004	SUPPLIES	2,594.59	3,056.98	10.19 %	2,500.00	30,000.00	26,943.02	461.11	23,021.32
15-2005	REPAIR & MAINTENANCE	5,289.41	5,329.53	2.66 %	16,667.00	200,000.00	194,670.47	11,769.36	46,141.09
15-2006	UTILITIES-ELECTRIC	22,153.51	41,091.34	10.96 %	31,250.00	375,000.00	333,908.66	40,354.68	222,360.87
15-2007	UTILITIES-SOURCE GAS	55.33	55.33	1.84 %	250.00	3,000.00	2,944.67	117.02	2,132.86
15-2008	TELEPHONE	352.18	724.13	10.34 %	583.00	7,000.00	6,275.87	688.20	4,254.23
15-2009	PROFESSIONAL	515.00	4,153.00	83.06 %	417.00	5,000.00	847.00	150.00	4,618.37
15-2010	INSURANCE	0.00	0.00	0.00 %	2,000.00	24,000.00	24,000.00	0.00	25,257.97
15-2012	MISCELLANEOUS	0.00	0.00	0.00 %	167.00	2,000.00	2,000.00	0.00	3.33
15-2024	TRANSFER	0.00	0.00	0.00 %	15,950.00	191,400.00	191,400.00	0.00	323,194.00
15-2025	RE IMPROVEMENTS	0.00	0.00	0.00 %	0.00	0.00	0.00	1,376.40	1,376.40
15-2026	CAPITAL OUTLAY	0.00	0.00	0.00 %	20,833.00	250,000.00	250,000.00	154,969.37	256,765.97
15-2027	GAS & OIL	234.84	558.24	11.16 %	417.00	5,000.00	4,441.76	881.45	3,980.64
15-2065	CONSULTING	0.00	1,461.56	3.65 %	3,333.00	40,000.00	38,538.44	3,053.96	19,706.93
15-2076	PEOPLE SERVICE	0.00	0.00	0.00 %	0.00	0.00	0.00	0.00	0.00
15-2077	TESTS	4,415.00	9,915.00	13.22 %	6,250.00	75,000.00	65,085.00	8,920.00	53,867.50
15-2078	LAGOON CLEANING	0.00	0.00	0.00 %	1,667.00	20,000.00	20,000.00	0.00	1,197.24
15-2080	FUTURE CO RESER	0.00	0.00	0.00 %	0.00	0.00	0.00	0.00	0.00
15-2095	CITY SHARE FICA	531.65	1,065.64	13.35 %	665.00	7,980.00	6,914.36	778.68	6,749.94
15-2096	CITY SHARE MEDICARE	124.36	249.25	16.40 %	127.00	1,520.00	1,270.75	182.04	1,578.57
15-2097	CITY SHARE IRA	229.88	463.57	14.95 %	258.00	3,100.00	2,636.43	313.87	2,465.52
15-2098	CITY SHARE ROTH	153.31	309.17	9.97 %	258.00	3,100.00	2,790.83	209.17	1,704.08
TOTAL Expense		45,224.75	88,980.61	6.31 %	117,509.00	1,410,100.00	1,321,119.39	244,013.58	1,147,078.98

PROFIT / (LOSS) :

	135,491.54	204,876.20		11,704.00	140,446.00	(64,430.20)	38,202.69	512,068.61
--	-------------------	-------------------	--	------------------	-------------------	--------------------	------------------	-------------------

City of Gibbon

Account	Account Name	Fiscal Year 22 - 23			Budget			Fiscal Year 21 - 22	
		Current	Year To Date	%Used	Current	Total	Remaining	Year To Date	Total
Revenue									
BOND & INTEREST									
16-1001	PROPERTY TAX	204.27	3,547.85	0.00 %	0.00	0.00	(3,547.85)	0.00	157,696.97
16-1002	CONSUMERS 5%	0.00	0.00	0.00 %	0.00	0.00	0.00	0.00	13,327.86
16-1004	OTHER INCOME	0.00	0.00	0.00 %	0.00	0.00	0.00	0.00	0.00
16-1005	INTEREST	0.00	0.00	0.00 %	0.00	0.00	0.00	0.00	0.00
16-1007	TRANSFER	26,250.00	52,500.00	9.75 %	44,867.00	538,400.00	485,900.00	41,666.66	494,959.70
16-1012	MOTOR VEHICLE TAX	0.00	0.00	0.00 %	0.00	0.00	0.00	0.00	0.00
16-1014	PRO RATE	0.00	0.00	0.00 %	0.00	0.00	0.00	0.00	148.68
16-1016	STREET ASSESSMENT	0.00	0.00	0.00 %	0.00	0.00	0.00	0.00	71,634.34
16-1041	PAVING ASSESSMENT	0.00	0.00	0.00 %	6,250.00	75,000.00	75,000.00	0.00	0.00
16-1043	SEWER	0.00	0.00	0.00 %	0.00	0.00	0.00	0.00	0.00
16-1044	STREET PROJECT	0.00	0.00	0.00 %	0.00	0.00	0.00	0.00	0.00
16-1045	BOND PROCEEDS	0.00	0.00	0.00 %	0.00	0.00	0.00	0.00	0.00
16-1046	LOAN PAYMENTS CITY	0.00	0.00	0.00 %	0.00	0.00	0.00	0.00	0.00
16-1047	TRANSFER INDUSTRIES	0.00	0.00	0.00 %	0.00	0.00	0.00	0.00	0.00
16-1057	POOL BONDS	0.00	0.00	0.00 %	0.00	0.00	0.00	0.00	0.00
TOTAL Revenue		26,454.27	56,047.85	9.14 %	51,117.00	613,400.00	557,352.15	41,666.66	737,767.55
Expense									
BOND & INTEREST									
16-2079	REFUNDS	0.00	0.00	0.00 %	0.00	0.00	0.00	0.00	0.00
16-2081	BOND INTEREST	16,027.50	128,081.25	26.19 %	40,760.00	489,117.75	361,036.50	40,770.00	329,765.06
16-2087	WATER PROJECT	0.00	0.00	0.00 %	0.00	0.00	0.00	0.00	0.00
16-2088	OTHER COSTS-AMERITUS	200.00	600.00	8.00 %	625.00	7,500.00	6,900.00	5,020.00	7,770.00
16-2089	FUTURE BONDS	0.00	0.00	0.00 %	0.00	0.00	0.00	0.00	0.00
16-2092	POOL PROJECT	0.00	0.00	0.00 %	0.00	0.00	0.00	0.00	0.00
16-2094	SRF LOAN	0.00	0.00	0.00 %	0.00	0.00	0.00	0.00	0.00
TOTAL Expense		16,227.50	128,681.25	25.91 %	41,385.00	496,617.75	367,936.50	45,790.00	337,535.06
PROFIT / (LOSS) :		10,226.77	(72,633.40)		9,732.00	116,782.25	189,415.65	(4,123.34)	400,232.49

City of Gibbon

Account	Account Name	Fiscal Year 22 - 23			Budget			Fiscal Year 21 - 22	
		Current	Year To Date	%Used	Current	Total	Remaining	Year To Date	Total
Revenue									
RE IMPROVEMENT FUND									
17-1005	INTEREST	90.33	180.49	0.00 %	0.00	0.00	(180.49)	198.09	1,845.27
17-1007	TRANSFER	8,333.33	16,666.66	0.00 %	0.00	0.00	(16,666.66)	16,666.66	91,666.63
17-1010	STATE AID	0.00	0.00	0.00 %	0.00	0.00	0.00	0.00	0.00
17-1013	LOCAL SALES TAX	0.00	0.00	0.00 %	0.00	0.00	0.00	0.00	0.00
17-1034	FEDERAL/STATE GRANTS	0.00	0.00	0.00 %	0.00	0.00	0.00	0.00	0.00
17-1051	MUNICIPAL EQUAL FUND	0.00	0.00	0.00 %	0.00	0.00	0.00	0.00	0.00
TOTAL Revenue		8,423.66	16,847.15	0.00 %	0.00	0.00	(16,847.15)	16,864.75	93,511.90
Expense									
RE IMPROVEMENT FUND									
17-2009	PROFESSIONAL	0.00	0.00	0.00 %	0.00	0.00	0.00	0.00	3,741.15
17-2024	TRANSFER	0.00	0.00	0.00 %	0.00	0.00	0.00	0.00	0.00
17-2025	RE IMPROVEMENTS	7,561.28	7,561.28	0.00 %	0.00	0.00	(7,561.28)	10,870.00	14,705.00
17-2026	CAPITAL OUTLAY	0.00	0.00	0.00 %	0.00	0.00	0.00	0.00	247,800.95
17-2070	GRANT EXPENSE	0.00	0.00	0.00 %	0.00	0.00	0.00	0.00	0.00
TOTAL Expense		7,561.28	7,561.28	0.00 %	0.00	0.00	(7,561.28)	10,870.00	266,247.10
PROFIT / (LOSS) :		862.38	9,285.87		0.00	0.00	(9,285.87)	5,994.75	(172,735.20)

City of Gibbon

Account	Account Name	Fiscal Year 22 - 23			Budget			Fiscal Year 21 - 22	
		Current	Year To Date	%Used	Current	Total	Remaining	Year To Date	Total
Revenue									
Golf Course									
18-1001	PROPERTY TAX	0.00	0.00	0.00 %	0.00	0.00	0.00	0.00	0.00
18-1002	CONSUMERS 5%	0.00	0.00	0.00 %	0.00	0.00	0.00	0.00	0.00
18-1004	OTHER INCOME	0.00	0.00	0.00 %	1,250.00	15,000.00	15,000.00	999.37	43,996.66
18-1005	INTEREST	0.00	0.00	0.00 %	0.00	0.00	0.00	0.00	0.00
18-1006	NPPD	0.00	0.00	0.00 %	0.00	0.00	0.00	0.00	0.00
18-1007	TRANSFER	11,793.88	23,587.76	16.67 %	11,794.00	141,526.51	117,938.75	14,133.34	72,479.15
18-1008	DONATIONS	0.00	0.00	0.00 %	0.00	0.00	0.00	0.00	0.00
18-1009	RENT	0.00	0.00	0.00 %	0.00	0.00	0.00	0.00	0.00
18-1010	STATE AID	0.00	0.00	0.00 %	0.00	0.00	0.00	0.00	0.00
18-1013	LOCAL SALES TAX	0.00	0.00	0.00 %	0.00	0.00	0.00	0.00	0.00
18-1014	PRO RATE	0.00	0.00	0.00 %	0.00	0.00	0.00	0.00	0.00
18-1017	STREET ASSESSMENT PRICIPAL	0.00	19.91	0.00 %	0.00	0.00	(19.91)	108.28	826.49
18-1032	COLLECTIONS	0.00	0.00	0.00 %	2,917.00	35,000.00	35,000.00	0.00	250.00
18-1051	MUNICIPAL EQUAL FUND	0.00	0.00	0.00 %	0.00	0.00	0.00	0.00	0.00
18-1052	LATE FEES & RECONNECT	0.00	0.00	0.00 %	0.00	0.00	0.00	0.00	0.00
18-1058	Golf Liquor	0.00	382.00	0.96 %	3,333.00	40,000.00	39,618.00	1,891.21	49,161.22
18-1059	Golf Food	0.00	97.52	0.98 %	833.00	10,000.00	9,902.48	825.54	19,965.19
18-1060	Golf Green Fee	0.00	747.87	2.72 %	2,292.00	27,500.00	26,752.13	1,629.37	46,234.81
18-1061	Golf Cart Fee	0.00	522.27	1.90 %	2,292.00	27,500.00	26,977.73	1,007.65	34,935.48
TOTAL Revenue		11,793.88	25,357.33	8.55 %	24,711.00	296,526.51	271,169.18	20,594.76	267,849.00

Expense									
Golf Course									
18-2001	SALARIES	1,240.86	4,940.07	8.67 %	4,750.00	57,000.00	52,059.93	4,772.77	61,530.15
18-2002	EMPLOYEE INSURANCE	0.00	371.40	3.71 %	833.00	10,000.00	9,628.60	294.10	7,043.50
18-2003	EMPLOYEE IRS SIMPLE	0.00	0.00	0.00 %	0.00	0.00	0.00	0.00	0.00
18-2004	SUPPLIES	141.04	321.04	1.28 %	2,083.00	25,000.00	24,678.96	829.87	6,028.44
18-2005	REPAIR & MAINTENANCE	0.00	1,486.89	12.39 %	1,000.00	12,000.00	10,513.11	617.55	8,762.02
18-2006	UTILITIES-ELECTRIC	3,737.83	4,293.18	39.03 %	917.00	11,000.00	6,706.82	2,586.01	11,299.89
18-2007	UTILITIES-SOURCE GAS	0.00	0.00	0.00 %	83.00	1,000.00	1,000.00	0.00	0.00
18-2008	TELEPHONE	140.20	280.40	23.37 %	100.00	1,200.00	919.60	212.37	1,579.40
18-2009	PROFESSIONAL	0.00	14,057.14	15.62 %	7,500.00	90,000.00	75,942.86	21,063.50	66,315.36
18-2010	INSURANCE	0.00	0.00	0.00 %	542.00	6,500.00	6,500.00	0.00	6,220.72
18-2011	PRINTING & PUBLICATION	0.00	70.00	7.00 %	83.00	1,000.00	930.00	0.00	90.67
18-2012	MISCELLANEOUS	98.60	197.20	3.94 %	417.00	5,000.00	4,802.80	187.20	12,673.00
18-2013	OFFICE SUPPLIES	0.00	0.00	0.00 %	0.00	0.00	0.00	0.00	12.49
18-2015	CHEMICAL & INSECT	0.00	5,076.95	507.70 %	83.00	1,000.00	(4,076.95)	200.00	4,240.00
18-2016	MISC. SUPPLIES	39.00	152.89	0.00 %	0.00	0.00	(152.89)	232.63	1,308.27
18-2021	LABOR & MACHINE	0.00	0.00	0.00 %	0.00	0.00	0.00	0.00	0.00
18-2022	TRAVEL & CONF. MILE	0.00	0.00	0.00 %	0.00	0.00	0.00	0.00	0.00
18-2023	OFFICE EQUIPMENT	0.00	0.00	0.00 %	0.00	0.00	0.00	0.00	0.00
18-2024	TRANSFER	0.00	0.00	0.00 %	0.00	0.00	0.00	0.00	0.00
18-2025	RE IMPROVEMENTS	0.00	0.00	0.00 %	0.00	0.00	0.00	7,109.75	7,109.75
18-2026	CAPITAL OUTLAY	0.00	0.00	0.00 %	2,500.00	30,000.00	30,000.00	0.00	19,521.91
18-2027	GAS & OIL	0.00	941.20	18.82 %	417.00	5,000.00	4,058.80	747.43	6,232.72
18-2045	MERCHANDISE FOR RESALE	0.00	0.00	0.00 %	83.00	1,000.00	1,000.00	975.16	1,424.35
18-2083	Liquor Purchased	0.00	(3,670.72)	-14.68 %	2,083.00	25,000.00	28,670.72	(2,334.55)	20,447.37

City of Gibbon

Account	Account Name	Fiscal Year 22 - 23			Budget			Fiscal Year 21 - 22	
		Current	Year To Date	%Used	Current	Total	Remaining	Year To Date	Total
Expense (Continued)									
Golf Course									
18-2084	FOOD PURCHASE	0.00	34.89	0.27 %	1,083.00	13,000.00	12,965.11	2,917.18	16,656.79
18-2095	CITY SHARE FICA	76.93	306.27	8.84 %	289.00	3,464.00	3,157.73	295.95	3,814.96
18-2096	CITY SHARE MEDICARE	17.99	71.63	6.31 %	95.00	1,136.00	1,064.37	69.22	892.05
18-2097	CITY SHARE IRA	34.97	70.79	10.86 %	54.00	652.00	581.21	14.44	462.10
18-2098	CITY SHARE ROTH	23.31	47.18	10.53 %	37.00	448.00	400.82	9.60	309.60
TOTAL Expense		5,550.73	29,048.40	9.67 %	25,032.00	300,400.00	271,351.60	40,800.18	263,975.51

PROFIT / (LOSS) :	6,243.15	(3,691.07)	(321.00)	(3,873.49)	(182.42)	(20,205.42)	3,873.49
--------------------------	-----------------	-------------------	-----------------	-------------------	-----------------	--------------------	-----------------

Revenue									
TIF									
19-1001	PROPERTY TAX	0.00	0.00	0.00 %	0.00	0.00	0.00	0.00	18,237.52
19-1005	INTEREST	3.74	7.62	38.10 %	2.00	20.00	12.38	4.25	27.26
19-1071	TIF RECEIPTS	0.00	0.00	0.00 %	2,500.00	30,000.00	30,000.00	0.00	0.00
TOTAL Revenue		3.74	7.62	0.03 %	2,502.00	30,020.00	30,012.38	4.25	18,264.78

Expense									
TIF									
19-2012	MISCELLANEOUS	0.00	0.00	0.00 %	0.00	0.00	0.00	6,237.80	20,223.26
19-2026	CAPITAL OUTLAY	0.00	0.00	0.00 %	3,085.00	37,024.97	37,024.97	0.00	0.00
19-2039	TIF DEVELOPER PAYMENTS	0.00	0.00	0.00 %	0.00	0.00	0.00	0.00	0.00
19-2040	SPECIAL PROJECTS	0.00	0.00	0.00 %	0.00	0.00	0.00	0.00	0.00
TOTAL Expense		0.00	0.00	0.00 %	3,085.00	37,024.97	37,024.97	6,237.80	20,223.26

PROFIT / (LOSS) :	3.74	7.62	(583.00)	(7,004.97)	(7,012.59)	(6,233.55)	(1,958.48)
--------------------------	-------------	-------------	-----------------	-------------------	-------------------	-------------------	-------------------

City of Gibbon

Account	Account Name	Fiscal Year 22 - 23			Budget			Fiscal Year 21 - 22	
		Current	Year To Date	%Used	Current	Total	Remaining	Year To Date	Total
Revenue									
KENO									
20-1005	INTEREST	36.98	75.02	0.00 %	0.00	0.00	(75.02)	29.33	321.09
20-1080	KENO RECEIPTS	5,427.56	8,985.96	22.46 %	3,333.00	40,000.00	31,014.04	6,984.73	42,843.28
TOTAL Revenue		5,464.54	9,060.98	22.65 %	3,333.00	40,000.00	30,939.02	7,014.06	43,164.37
Expense									
KENO									
20-2012	MISCELLANEOUS	0.00	2,767.00	23.06 %	1,000.00	12,000.00	9,233.00	2,990.00	11,765.00
20-2026	CAPITAL OUTLAY	0.00	0.00	0.00 %	6,668.00	80,021.43	80,021.43	0.00	0.00
TOTAL Expense		0.00	2,767.00	3.01 %	7,668.00	92,021.43	89,254.43	2,990.00	11,765.00
PROFIT / (LOSS) :		5,464.54	6,293.98		(4,335.00)	(52,021.43)	(58,315.41)	4,024.06	31,399.37
Revenue									
FIRE/CITY HALL CONST									
21-1004	OTHER INCOME	0.00	0.00	0.00 %	4,167.00	50,000.00	50,000.00	0.00	0.00
21-1005	INTEREST	812.12	1,655.00	0.00 %	0.00	0.00	(1,655.00)	392.99	8,493.65
21-1045	BOND PROCEEDS	0.00	0.00	0.00 %	0.00	0.00	0.00	2,004,678.50	2,461,773.50
TOTAL Revenue		812.12	1,655.00	3.31 %	4,167.00	50,000.00	48,345.00	2,005,071.49	2,470,267.15
Expense									
FIRE/CITY HALL CONST									
21-2012	MISCELLANEOUS	0.00	0.00	0.00 %	0.00	0.00	0.00	0.00	24,254.62
21-2026	CAPITAL OUTLAY	0.00	0.00	0.00 %	170,361.00	2,044,334.03	2,044,334.03	0.00	250,000.00
21-2065	CONSULTING	0.00	0.00	0.00 %	0.00	0.00	0.00	14,025.00	16,117.81
21-2066	CONTRACTOR COSTS	0.00	0.00	0.00 %	0.00	0.00	0.00	49,420.00	49,420.00
TOTAL Expense		0.00	0.00	0.00 %	170,361.00	2,044,334.03	2,044,334.03	63,445.00	339,792.43
PROFIT / (LOSS) :		812.12	1,655.00		(166,194.00)	(1,994,334.03)	(1,995,989.03)	1,941,626.49	2,130,474.72

City of Gibbon

Account	Account Name	Fiscal Year 22 - 23			Budget			Fiscal Year 21 - 22	
		Current	Year To Date	%Used	Current	Total	Remaining	Year To Date	Total
Revenue									
AMERICAN RESCUE FUND									
22-1005	INTEREST	0.00	0.00	0.00 %	0.00	0.00	0.00	14.99	39.64
22-1034	FEDERAL/STATE GRANTS	100,000.00	100,000.00	0.00 %	0.00	0.00	(100,000.00)	0.00	290,395.05
TOTAL Revenue		100,000.00	100,000.00	0.00 %	0.00	0.00	(100,000.00)	14.99	290,434.69
Expense									
AMERICAN RESCUE FUND									
22-2009	PROFESSIONAL	0.00	2,814.34	1.21 %	19,439.00	233,264.21	230,449.87	0.00	30,317.79
22-2026	CAPITAL OUTLAY	8,983.15	12,350.90	11.46 %	8,979.00	107,744.00	95,393.10	0.00	17,423.82
TOTAL Expense		8,983.15	15,165.24	4.45 %	28,418.00	341,008.21	325,842.97	0.00	47,741.61
PROFIT / (LOSS) :		91,016.85	84,834.76		(28,418.00)	(341,008.21)	(425,842.97)	14.99	242,693.08
Revenue									
23-1001	PROPERTY TAX	0.00	0.00	0.00 %	0.00	0.00	0.00	0.00	0.00
23-1005	INTEREST	0.00	0.00	0.00 %	2.00	20.00	20.00	0.00	0.00
23-1071	TIF RECEIPTS	0.00	0.00	0.00 %	2,500.00	30,000.00	30,000.00	0.00	0.00
TOTAL Revenue		0.00	0.00	0.00 %	2,502.00	30,020.00	30,020.00	0.00	0.00
Expense									
23-2012	MISCELLANEOUS	0.00	0.00	0.00 %	0.00	0.00	0.00	0.00	0.00
23-2026	CAPITAL OUTLAY	0.00	0.00	0.00 %	2,502.00	30,020.00	30,020.00	0.00	0.00
TOTAL Expense		0.00	0.00	0.00 %	2,502.00	30,020.00	30,020.00	0.00	0.00
PROFIT / (LOSS) :		0.00	0.00		0.00	0.00	0.00	0.00	0.00

City of Gibbon

Account	Account Name	Fiscal Year 22 - 23			Budget			Fiscal Year 21 - 22	
		Current	Year To Date	%Used	Current	Total	Remaining	Year To Date	Total

Date Range : 11/1/2022 To 11/30/2022
Report is for 00-0000 through ZZ-ZZZZ.
Only Active accounts are included.
Report order = Fund
Transaction Source Code = Include All

CITY OF GIBBON
Detailed Sales Tax Receipts for Fiscal Year 22-23

Month & Year	Non Motor Vehicle Sales & Use Tax	Motor Vehicle Sales Tax	Total Sales & Use Tax	Consumer's Use Tax	Current Month's Refund	Administrative Fee 3%	Net Sales & Use Tax	1/2 % Sales Tax Increase
Balance Forward							\$ -	\$ 200,332.32
Oct-22	\$ 32,661.80	\$ 8,035.32	\$ 40,697.12	\$ 7,107.78	\$ -	\$ (1,434.15)	\$ 46,370.75	\$ 14,993.21
Nov-22	\$ 32,390.93	\$ 9,976.05	\$ 42,366.98	\$ 7,547.03		\$ (1,497.42)	\$ 48,416.59	\$ 15,654.70
Dec-22	\$ -						\$ -	\$ -
Jan-23	\$ -						\$ -	\$ -
Feb-23	\$ -						\$ -	\$ -
Mar-23	\$ -						\$ -	\$ -
Apr-23	\$ -						\$ -	\$ -
May-23	\$ -						\$ -	\$ -
Jun-23	\$ -						\$ -	\$ -
Jul-23	\$ -						\$ -	\$ -
Aug-23	\$ -						\$ -	\$ -
Sep-23	\$ -						\$ -	\$ -
	\$ 65,052.73	\$ 18,011.37	\$ 83,064.10	\$ 14,654.81	\$ -	\$ (2,931.57)	\$ 94,787.34	\$ 30,647.91
							Grand Total	\$ 230,980.23

Ordinance No. 656

AN ORDINANCE OF THE CITY OF GIBBON, BUFFALO COUNTY, NEBRASKA, CHANGING THE ZONING OF A TRACT OF LAND LOCATED IN LOT 6, BLOCK 1, I.N. DAVIS ADDITION TO GIBBON, BUFFALO COUNTY, NEBRASKA FROM R-1 TO C-2.

BE IT ORDAINED BY THE MAYOR AND THE CITY COUNCIL OF THE CITY OF GIBBON, BUFFALO COUNTY, NEBRASKA:

Sec. 1: The Zoning District Map for the City of Gibbon is hereby amended to change the zone of a tract of land located in Lot 6, Block 1, I.N. Davis Addition to Gibbon, Buffalo County, Nebraska, described as follows: Beginning at the Southeast corner of Lot 6; thence northerly a distance of 64.86 feet along the East line of said Lot to the Northeast corner of said Lot; thence westerly deflecting 089 degrees, 20 minutes, 34 seconds left, a distance of 101.86 feet along the North line of said Lot; thence southerly deflecting 100 degrees, 56 minutes, 58 seconds left, a distance of 66.16 feet to a point on the South line of said Lot; thence easterly deflecting 079 degrees, 07 minutes, 58 seconds left, a distance of 90.03 feet along the South line of said Lot to the point of beginning containing 6229.66 square feet, more or less to zone C-2.

Section 2: Repeal of Conflicting Ordinances.

Any ordinance or parts of ordinances in conflict herewith are hereby repealed.

Section 3: Effective Date.

This ordinance shall become effective upon its passage and publication according to law.

Section 4: Adoption.

Passed and adopted by the City Council of the City of Gibbon, State of Nebraska, on this _____ day of _____, 202__.

CITY OF GIBBON, NEBRASKA

Deborah VanMatre, Mayor

ATTEST:

Pamela Rasmussen, City Clerk



Buffalo County Sheriff's Office
Neil A. Miller, Sheriff



**City of Gibbon
 Calls For Service
 November, 2022**

<u>Call Time</u>	<u>Street</u>	<u>Nature of Call</u>
11/1/2022 7:38:27AM	1030 COURT ST	DIRECTED PATROL
11/1/2022 8:43:31AM	413-126 1ST ST	PAIN
11/1/2022 12:14:10PM	917 WEST AVE	PARKING VIOLATION
11/1/2022 3:23:24PM	1030 COURT ST	DIRECTED PATROL
11/1/2022 4:31:37PM	413-129 1ST ST	ILLNESS
11/1/2022 4:52:39PM	611 3RD ST	ANIMAL
11/1/2022 8:53:04PM	822 HWY 30	WARRANT
11/2/2022 12:20:17AM	413-114 1ST ST	SUSPICIOUS ACTIVITY
11/2/2022 7:22:39AM	1000 COURT ST	TRAFFIC STOP
11/2/2022 7:37:07AM	1030 COURT ST	FOOT PATROL
11/2/2022 3:23:07PM	718-A HWY 30	FOLLOW UP
11/2/2022 6:38:40PM	1203-20 7TH ST	CIVIL PAPER SERVICE
11/2/2022 7:39:23PM	708 DREW LN	CIVIL PAPER SERVICE
11/2/2022 7:45:58PM	804 DREW LN	CIVIL PAPER SERVICE
11/2/2022 7:51:35PM	3600 MAPLE RD	CIVIL PAPER SERVICE
11/2/2022 10:54:52PM	514 MAY AVE	SPECIAL SERVICE
11/2/2022 10:56:16PM	1381 HWY 30	TRAFFIC STOP
11/3/2022 11:26:20AM	1030 COURT ST	SPECIAL SERVICE
11/3/2022 12:56:29PM	804 DREW LN	CIVIL PAPER SERVICE
11/3/2022 1:06:21PM	1008 7TH ST	ANIMAL
11/3/2022 1:25:25PM	218 HWY 30	CIVIL PAPER SERVICE
11/3/2022 2:05:27PM	1120-20 7TH ST	WARRANT
11/4/2022 7:48:25AM	1029 COURT ST	DIRECTED PATROL
11/4/2022 8:50:12AM	1219 7TH ST	PARKING VIOLATION
11/4/2022 9:10:35AM	409 3RD ST	CODE VIOLATION
11/4/2022 9:15:11AM	605 3RD ST	CODE VIOLATION
11/4/2022 9:58:53AM	608 3RD ST	PARKING VIOLATION
11/4/2022 10:10:00AM	616 1ST ST	PARKING VIOLATION
11/4/2022 10:19:34AM	801 FRONT ST	PARKING VIOLATION
11/4/2022 10:24:38AM	515 MAY AVE	PARKING VIOLATION
11/5/2022 4:46:08AM	805 FRONT ST	PAIN
11/5/2022 1:00:55PM	218 HWY 30	BLEEDING
11/5/2022 3:22:46PM	508 SOUTH WIND DR	CIVIL PAPER SERVICE
11/5/2022 4:24:06PM	42565 160TH RD	CIVIL PAPER SERVICE
11/5/2022 7:16:43PM	HWY 30/PAWNEE RD	TRAFFIC OFFENSE

12/8/2022
 3:18:51PM

Chief Deputy D. Schleusener

<u>Call Time</u>	<u>Street</u>	<u>Nature of Call</u>
11/6/2022 12:48:47AM	1100 HWY 30	DIRECTED PATROL
11/6/2022 12:35:23PM	600 LAWN AVE	FOLLOW UP
11/6/2022 9:09:54PM	1100 HWY 30	DIRECTED PATROL
11/6/2022 10:32:07PM	818 HWY 30	TRAFFIC STOP
11/8/2022 10:41:56AM	1030 COURT ST	FOOT PATROL
11/8/2022 11:50:29AM	218 HWY 30	PAIN
11/8/2022 12:23:24PM	218 HWY 30	CHECK WELFARE
11/8/2022 1:20:14PM	1011 FRONT ST	TROUBLE BREATHING
11/8/2022 1:21:34PM	219 KELSEY AVE	CIVIL PAPER SERVICE
11/8/2022 1:43:39PM	312 LAWN AVE	CIVIL PAPER SERVICE
11/8/2022 6:07:08PM	804 FRONT ST	CIVIL
11/8/2022 6:43:53PM	514 MAY AVE	MISSING PERSON
11/8/2022 9:43:57PM	413-129 1ST ST	TROUBLE BREATHING
11/9/2022 7:42:04AM	1030 COURT ST	DIRECTED PATROL
11/9/2022 9:37:23AM	1219 7TH ST	PARKING VIOLATION
11/9/2022 3:35:55PM	218 HWY 30	FOLLOW UP
11/9/2022 6:06:58PM	825 S HWY 10	CHECK PREMISE
11/9/2022 9:18:30PM	703 7TH ST	FOLLOW UP
11/10/2022 12:43:08AM	1100 HWY 30	DIRECTED PATROL
11/10/2022 6:46:35AM	1030 COURT ST	SPECIAL SERVICE
11/10/2022 8:40:33AM	211 MAY AVE	PARKING VIOLATION
11/10/2022 1:30:43PM	413-114 1ST ST	CHECK WELFARE
11/10/2022 3:35:25PM	201 NILES ST	CIVIL PAPER SERVICE
11/11/2022 3:56:05AM	1100 HWY 30	DIRECTED PATROL
11/11/2022 8:02:48PM	1030 COURT ST	CHECK WELFARE
11/11/2022 11:31:14PM	1400 4TH ST	CHECK WELFARE
11/14/2022 7:33:11AM	1029 COURT ST	DIRECTED PATROL
11/14/2022 12:48:58PM	505 COURT ST	ANIMAL
11/14/2022 10:28:10PM	500 PINE AVE	SUSPICIOUS ACTIVITY
11/14/2022 11:06:57PM	1100 HWY 30	DIRECTED PATROL
11/15/2022 5:14:21AM	215 2ND ST	CHECK WELFARE
11/15/2022 7:55:06AM	1030 COURT ST	DIRECTED PATROL
11/15/2022 9:11:26AM	201 KELSEY AVE	CODE VIOLATION
11/15/2022 3:01:25PM	803 2ND ST	CIVIL PAPER SERVICE
11/16/2022 7:38:03AM	1030 COURT ST	DIRECTED PATROL
11/16/2022 8:50:39AM	211 MAY AVE	PARKING VIOLATION
11/16/2022 8:58:49AM	107 MAY AVE	PARKING VIOLATION
11/16/2022 9:05:37AM	315 PINE AVE	PARKING VIOLATION
11/16/2022 9:08:01AM	1317 4TH ST	PARKING VIOLATION
11/16/2022 9:13:03AM	1219 7TH ST	PARKING VIOLATION
11/16/2022 9:18:32AM	114 GLENN AVE	PARKING VIOLATION
11/16/2022 9:39:54AM	816 2ND ST	PARKING VIOLATION
11/16/2022 12:44:34PM	1030 COURT ST	JUVENILE

12/8/2022
3:18:51PM

Chief Deputy D. Schleusener

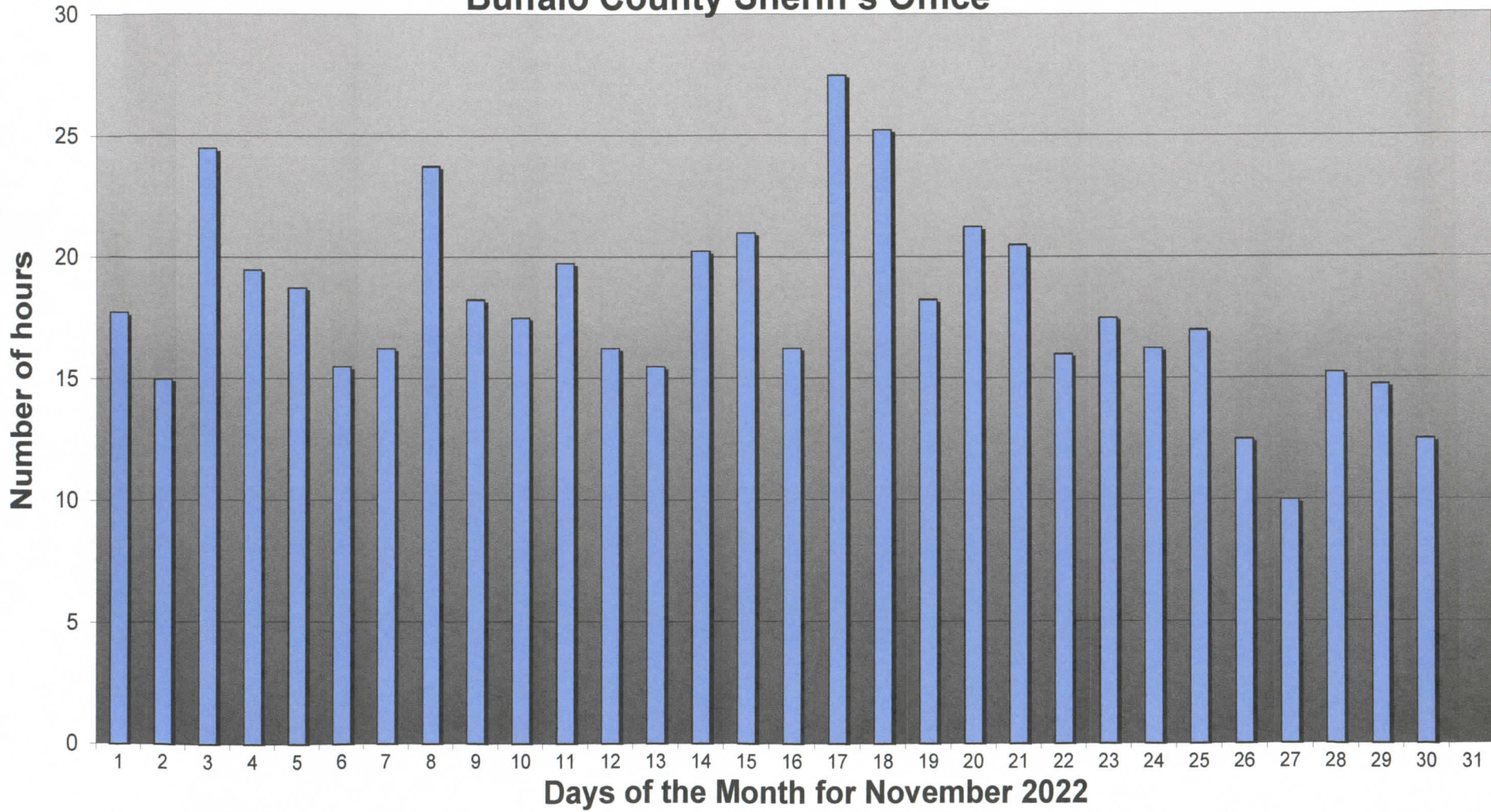
<u>Call Time</u>	<u>Street</u>	<u>Nature of Call</u>
11/16/2022 4:37:04PM	1512 7TH ST	ILLNESS
11/16/2022 9:25:09PM	409 MAY AVE	TROUBLE BREATHING
11/17/2022 7:33:33AM	1030 COURT ST	DIRECTED PATROL
11/17/2022 7:58:11AM	7TH ST/COURT ST	TRAFFIC STOP
11/17/2022 8:34:12AM	310 WEST AVE	PARKING VIOLATION
11/17/2022 8:42:50AM	1400 4TH ST	PARKING VIOLATION
11/17/2022 8:53:12AM	717 5TH ST	CODE VIOLATION
11/17/2022 8:56:34AM	601 4TH ST	PARKING VIOLATION
11/17/2022 9:00:47AM	204 3RD ST	PARKING VIOLATION
11/17/2022 9:33:11AM	202 1ST ST	CODE VIOLATION
11/17/2022 9:44:33AM	131 FILER ST	CODE VIOLATION
11/17/2022 3:37:13PM	1030 COURT ST	DIRECTED PATROL
11/17/2022 3:40:19PM	3RD ST/COURT ST	TRAFFIC STOP
11/18/2022 12:46:48AM	413 1ST ST	SUSPICIOUS ACTIVITY
11/18/2022 7:46:55AM	1029 COURT ST	DIRECTED PATROL
11/18/2022 9:45:33AM	911 1ST ST	PARKING VIOLATION
11/18/2022 9:50:32AM	601 1ST ST	PARKING VIOLATION
11/18/2022 9:54:42AM	144 2ND ST	CODE VIOLATION
11/18/2022 10:01:44AM	410 3RD ST	PARKING VIOLATION
11/18/2022 6:13:30PM	620 COURT ST	CIVIL PAPER SERVICE
11/18/2022 6:38:16PM	907-786 COURT ST	CIVIL PAPER SERVICE
11/18/2022 6:48:19PM	809 FRONT ST	PROPERTY LOST OR FOUND
11/18/2022 7:25:39PM	907 COURT ST	SUSPICIOUS ACTIVITY
11/19/2022 8:33:36AM	413-104 1ST ST	CHECK WELFARE
11/19/2022 9:03:38AM	818 HWY 30	MOTORIST ASSIST
11/19/2022 10:52:45AM	413-104 1ST ST	CHECK WELFARE
11/19/2022 2:07:54PM	907 COURT ST	CIVIL PAPER SERVICE
11/19/2022 7:48:15PM	7TH ST/COURT ST	TRAFFIC STOP
11/19/2022 8:39:02PM	904 HWY 30	TRAFFIC OFFENSE
11/19/2022 8:44:26PM	14 LABARRE ST	SUSPICIOUS ACTIVITY
11/20/2022 8:14:16AM	1115 7TH ST	WARRANT
11/20/2022 5:23:02PM	506 LAWN AVE	ILLNESS
11/20/2022 6:30:00PM	1031 COURT ST	CIVIL
11/20/2022 10:33:41PM	1100 HWY 30	DIRECTED PATROL
11/21/2022 7:33:07AM	1030 COURT ST	FOOT PATROL
11/21/2022 10:19:33AM	816 2ND ST	PARKING VIOLATION
11/21/2022 11:53:52AM	714-28 4TH ST	PAIN
11/21/2022 3:25:28PM	1030 COURT ST	DISTURBANCE
11/21/2022 6:46:20PM	715 FRONT ST	SPECIAL SERVICE
11/22/2022 7:41:11AM	1030 COURT ST	FOOT PATROL
11/22/2022 8:11:36AM	1030 COURT ST	SPECIAL SERVICE
11/22/2022 10:36:20AM	1030 COURT ST	JUVENILE
11/22/2022 12:08:19PM	816 2ND ST	PARKING VIOLATION

12/8/2022
3:18:51PM

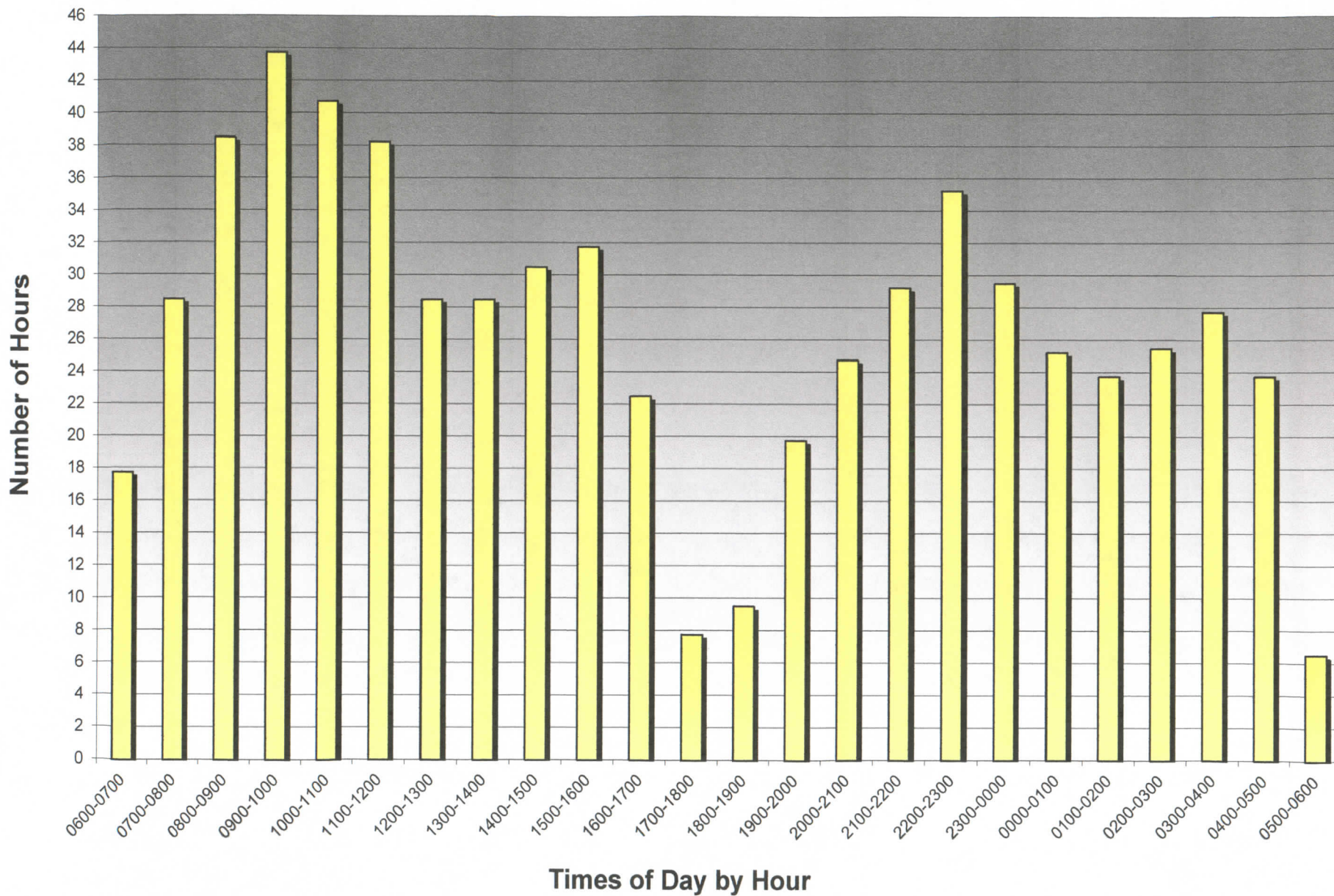
Chief Deputy D. Schleusener

<u>Call Time</u>	<u>Street</u>	<u>Nature of Call</u>
11/22/2022 12:36:13PM	1214 7TH ST	TRAFFIC STOP
11/23/2022 8:36:38AM	212 WOODLAND DR	PARKING VIOLATION
11/24/2022 12:13:47AM	1100 HWY 30	DIRECTED PATROL
11/24/2022 6:41:07PM	1031 COURT ST	TRAFFIC STOP
11/25/2022 12:51:29PM	705 3RD ST	ASSAULT
11/25/2022 1:39:10PM	120 CENTER ST	SUSPICIOUS ACTIVITY
11/25/2022 2:12:09PM	1203-9 7TH ST	ANIMAL
11/25/2022 2:39:36PM	120 CENTER ST	SUSPICIOUS ACTIVITY
11/25/2022 3:01:38PM	1203-18 7TH ST	FOLLOW UP
11/25/2022 4:09:28PM	506 LAWN AVE	FALL
11/26/2022 3:27:45PM	1106 HWY 30	SPECIAL SERVICE
11/26/2022 6:42:14PM	201 CENTER ST	MOTORIST ASSIST
11/26/2022 8:39:32PM	411 2ND ST	TRAFFIC OFFENSE
11/27/2022 1:50:40PM	1115 7TH ST	ANIMAL
11/28/2022 6:46:33AM	218 HWY 30	BURN
11/28/2022 7:48:12AM	1030 COURT ST	DIRECTED PATROL
11/28/2022 10:40:00AM	1203-9 7TH ST	FOLLOW UP
11/28/2022 10:50:25AM	1115 7TH ST	FOLLOW UP
11/28/2022 7:36:04PM	907 COURT ST	DISTURBANCE
11/29/2022 7:45:49AM	818 HWY 30	TRAFFIC OFFENSE
11/29/2022 8:14:23AM	1203-9 7TH ST	FOLLOW UP
11/29/2022 3:35:52PM	1030 COURT ST	DIRECTED PATROL
11/29/2022 6:15:54PM	210 GARFIELD ST	CIVIL PAPER SERVICE
11/29/2022 6:16:51PM	620 COURT ST	CIVIL PAPER SERVICE
11/30/2022 7:32:45AM	1030 COURT ST	FOOT PATROL
11/30/2022 3:48:14PM	503 WEST AVE	CODE VIOLATION
11/30/2022 8:24:44PM	203 PINE AVE	SUSPICIOUS ACTIVITY

Buffalo County Sheriff's Office

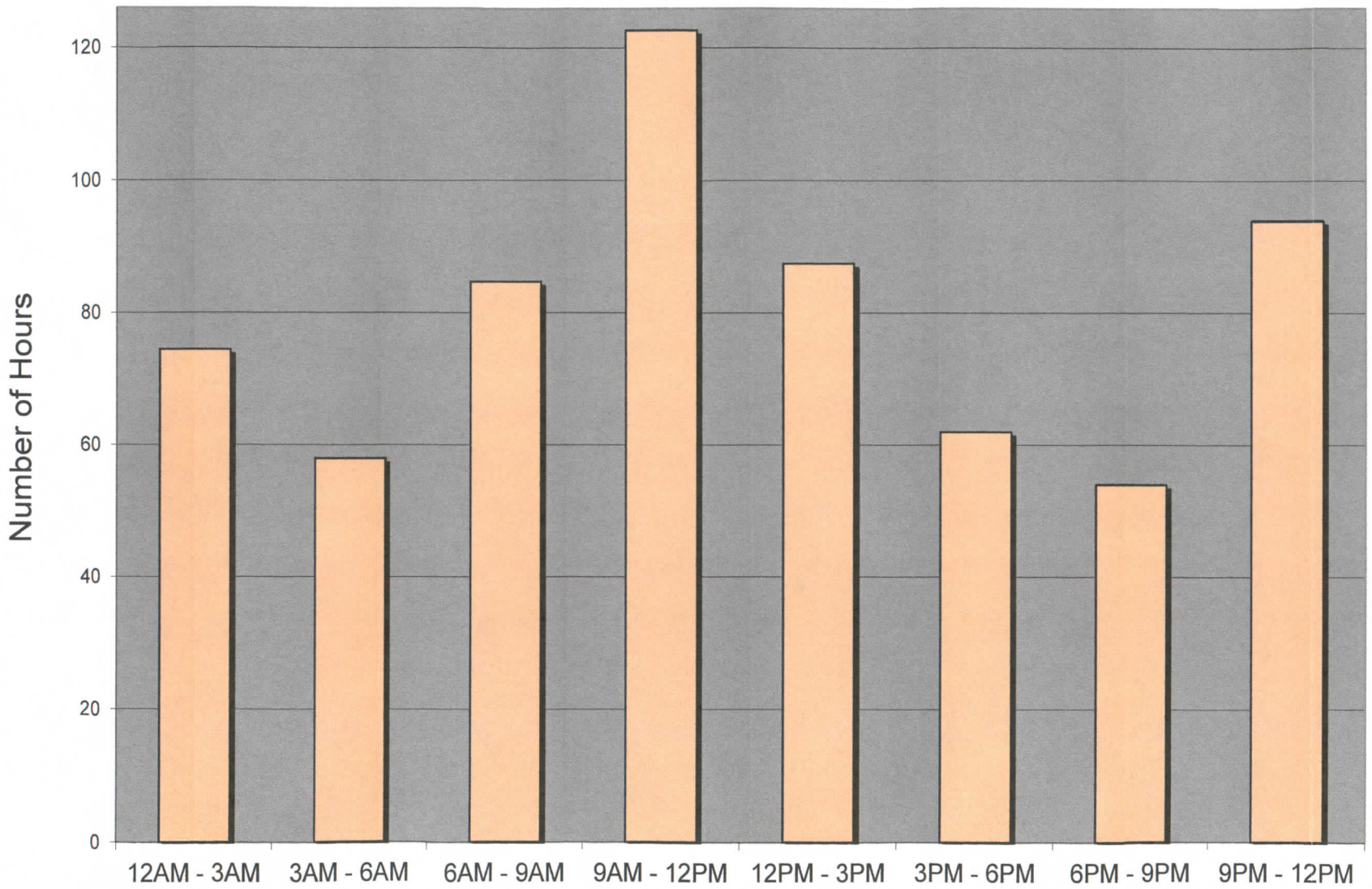


Buffalo County Sheriff's Office Gibbon Contract Hours




November 2022

Buffalo County Sheriff's Office Gibbon Contract Hours



Times of Day

November 2022



BUFFALO COUNTY SHERIFF'S OFFICE
 CONTRACT LAW ENFORCEMENT
 CITY OF GIBBON, NEBRASKA

November 2022

CONTRACTUAL TIME TOTALS

Contractual Law Enforcement Coverage Time	465.00 Hours
Actual Law Enforcement Coverage Time	540.25 Hours
Actual Contract CSO Time	97.25 Hours
Supervisory Law Enforcement Coverage Time	<u>5.00 Hours</u>
Total Law Enforcement Coverage Time	642.50 Hours

PATROL AND ENFORCEMENT

Citations Issued	1
Warnings Issued	13
Parking Violations	25
Accidents Investigated	0

CALLS FOR SERVICE

11-01-22	Directed Patrol	1030 Court St.
11-01-22	Medical Call	413 1 st St. #126.
11-01-22	Parking Violation	917 West Ave.
11-01-22	Directed Patrol	1030 Court St.
11-01-22	Medical Call	413 1 st St. #129.
11-01-22	Stray Dog	611 3 rd St.
11-02-22	Suspicious Activity	413 1 st St. #114.
11-02-22	Foot Patrol	1030 Court St.
11-02-22	Broken Water Pipe	514 May Ave.
11-03-22	Animal – Dog	1008 7 th St.
11-03-22	Arrest Warrant	#20 L&J Trlr Cr.
11-04-22	Directed Patrol	1029 Court St.
11-04-22	Parking Violation	1219 7 th St.
11-04-22	Code Violation	409 3 rd St.
11-04-22	Code Violation	605 3 rd St.

11-04-22	Parking Violation	608 3 rd St.
11-04-22	Parking Violation	616 1 st St.
11-04-22	Parking Violation	801 Front St.
11-04-22	Parking Violation	515 May Ave.
11-05-22	Medical Call	805 Front St.
11-05-22	Medical Call	218 Hwy. 30.
11-05-22	Traffic Complaint	100 Hwy. 30.
11-06-22	Directed Patrol	1100 Hwy. 30.
11-06-22	Directed Patrol	1100 Hwy. 30.
11-08-22	Motorist Assist	100 Hwy. 30.
11-08-22	Foot Patrol	1030 Court St.
11-08-22	Check Welfare	218 Hwy. 30.
11-08-22	Medical Call	1011 Front St.
11-08-22	Civil Dispute	804 Front St.
11-08-22	Mental Health Inv.	514 May Ave.
11-08-22	Medical Call	413 1 st St. #129.
11-09-22	Directed Patrol	1030 Court St.
11-09-22	Parking Violation	1219 7 th St.
11-10-22	Directed Patrol	1100 Hwy. 30.
11-10-22	Speed Trailer Placement	1030 Court St.
11-10-22	Parking Violation	211 May Ave.
11-10-22	Suspicious Activity	413 1 st St. #114.
11-11-22	Directed Patrol	1100 Hwy. 30.
11-11-22	Check Welfare	1030 Court St.
11-11-22	Check Welfare	1400 4 th St.
11-14-22	Directed Patrol	1029 Court St.
11-14-22	Animal –Dog	505 Court St.
11-14-22	Suspicious Activity	500 Pine Ave.
11-14-22	Directed Patrol	1100 Hwy. 30.
11-15-22	Check Welfare	215 2 nd St.
11-15-22	Directed Patrol	1030 Court St.
11-15-22	Code Violation	201 Kelsey Ave.
11-16-22	Directed Patrol	1030 Court St.
11-16-22	Parking Violation	211 May Ave.
11-16-22	Parking Violation	107 May Ave.
11-16-22	Parking Violation	315 Pine Ave.
11-16-22	Parking Violation	1317 4 th St.
11-16-22	Parking Violation	1219 7 th St.
11-16-22	Parking Violation	114 Glenn Ave.
11-16-22	Parking Violation	816 2 nd St.
11-16-22	Suspicious Activity	1030 Court St.

11-16-22	Medical Call	409 May Ave.
11-17-22	Directed Patrol	1030 Court St.
11-17-22	Parking Violation	310 West Ave.
11-17-22	Parking Violation	1400 4 th St.
11-17-22	Code Violation	717 5 th St.
11-17-22	Parking Violation	601 4 th St.
11-17-22	Parking Violation	204 3 rd St.
11-17-22	Code Violation	202 1 st St.
11-17-22	Code Violation	131 Filer St.
11-17-22	Directed Patrol	1030 Court St.
11-18-22	False Reporting	413 1 st St.
11-18-22	Directed Patrol	1029 Court St.
11-18-22	Parking Violation	911 1 st St.
11-18-22	Parking Violation	601 1 st St.
11-18-22	Code Violation	100 Block 2 nd St.
11-18-22	Parking Violation	410 3 rd St.
11-18-22	Found Property	809 Front St.
11-18-22	Suspicious Activity	907 Court St.
11-19-22	Civil Dispute	413 1 st St. #104
11-19-22	Motorist Assist	818 Hwy. 30.
11-19-22	Check Welfare	413 1 st St. #104
11-19-22	Traffic Complaint	904 Hwy. 30.
11-19-22	Suspicious Activity	14 Labarre St.
11-20-22	Arrest Warrant	1115 7 th St.
11-20-22	Medical Call	506 Lawn Ave.
11-20-22	Civil Dispute	1031 Court St.
11-20-22	Directed Patrol	1100 Hwy. 30.
11-21-22	Foot Patrol	1030 Court St.
11-21-22	Parking Violation	816 2 nd St.
11-21-22	Medical Call	714 4 th St.
11-21-22	Disturbance	1030 Court St.
11-22-22	Foot Patrol	1030 Court St.
11-22-22	Speed Trailer Placement	1030 Court St.
11-22-22	Tobacco Violation	1030 Court St.
11-22-22	Parking Violation	816 2 nd St.
11-23-22	Parking Violation	212 Woodland Dr.
11-24-22	Directed Patrol	1100 Hwy. 30.
11-25-22	Assault	705 3 rd St.
11-25-22	Animal – Dog	#9 Sun Valley Trlr Cr. Ct.

11-25-22	Suspicious Activity	120 Center St.
11-25-22	Medical Call	506 Lawn Ave.
11-27-22	Animal – Bite	1115 7 th St.
11-28-22	Medical Call	218 Hwy. 30.
11-28-22	Directed Patrol	1030 Court St.
11-28-22	Disturbance	907 Court St.

CITY OF GIBBON						
INDIVIDUAL MONTHLY FUND BALANCES						
CASH TRANSACTIONS AND BALANCES						11/30/2022
ALL FUNDS	BALANCE	RECEIPTS	ADJUSTMENT	ADJUSTMENT	EXPENSES	BALANCE
CHECKING	11/1/2022		IN	OUT		11/30/2022
1 GENERAL	688,201.12	90,551.08			131,259.11	647,493.09
2 STREET	455,941.87	36,764.73		142.17	36,353.10	456,211.33
3 SALES TAX	0.00	0.00			0.00	0.00
4 CEMETERY	-3,834.09	6,602.98			5,006.37	-2,237.48
5 POLICE	895.51	18,962.50			18,782.40	1,075.61
6 POOL	7,151.99	8,068.46			532.04	14,688.41
7 PARK	-2,946.39	18,101.97			8,022.44	7,133.14
8 FIRE	34,841.76	7,024.32			9,499.50	32,366.58
9 LIBRARY	1,811.09	86.53			6,954.78	-5,057.16
10 STREET LIGHTS	2,732.79	4,750.00			2,017.21	5,465.58
12 SEWER	389,127.03	24,798.14			17,753.43	396,171.74
13 GARBAGE	275.95	9,438.55			10,789.62	-1,075.12
14 WATER	229,270.98	29,431.10			20,979.15	237,722.93
15 SP SEWER PLANT	1,069,898.67	180,716.29			45,224.75	1,205,390.21
16 BOND & INTEREST	-125,638.51	26,454.27			16,227.50	-115,411.74
17 R. E. IMPROVEMTS	217,521.95	8,423.66			7,561.28	218,384.33
18 GOLF COURSE	-6,060.73	11,793.88			5,550.73	182.42
19 TIF	9,003.37	3.74			0.00	9,007.11
20 KENO	89,050.24	5,464.54			0.00	94,514.78
21 FIRE/CITY HALL CONST	1,955,651.63	812.12			0.00	1,956,463.75
DONATIONS FOR SPECIAL PROJECTS	20,000.00					20,000.00
22 ARPA Funds - Federal	304,380.15	100,000.00			8,983.15	395,397.00
TOTALS	5,337,276.38	588,248.86	0.00	142.17	351,496.56	5,573,886.51
CD SAVINGS						
2 STREET	80,488.78		142.17			80,630.95
4 CEMETERY	26,983.09					26,983.09
15 SP SEWER PLANT	0.00					0.00
16 BOND & INTEREST	0.00					0.00
14 WATER	0.00					0.00
POOL	0.00					0.00
TOTALS	107,471.87	0.00	142.17	0.00	0.00	107,614.04
TOTAL ALL ACCTS	5,444,748.25	588,248.86	142.17	142.17	351,496.56	5,681,500.55

No assurance is provided on these financial statements

MONTHLY SUMMARY OF ALL FUNDS COMBINED CASH TRANSACTIONS & BALANCES FOR THE MONTH ENDING							11/30/2022
FUND	BALANCE	RECEIPTS	NET TRANS	EXPENSES	BALANCE		
1 GENERAL	688,201.12	90,551.08	0.00	131,259.11	647,493.09		
2 STREET	536,430.65	36,764.73	0.00	36,353.10	536,842.28		
3 SALES TAX	0.00	0.00	0.00	0.00	0.00		
4 CEMETERY	23,149.00	6,602.98		5,006.37	24,745.61		
5 POLICE	895.51	18,962.50	0.00	18,782.40	1,075.61		
6 POOL	7,151.99	8,068.46	0.00	532.04	14,688.41		
7 PARK	-2,946.39	18,101.97	0.00	8,022.44	7,133.14		
8 FIRE	34,841.76	7,024.32	0.00	9,499.50	32,366.58		
9 LIBRARY	1,811.09	86.53	0.00	6,954.78	-5,057.16		
10 STREET LIGHTS	2,732.79	4,750.00	0.00	2,017.21	5,465.58		
11 HEALTH CENTER	0.00	0.00	0.00	0.00	0.00		
12 SEWER	389,127.03	24,798.14	0.00	17,753.43	396,171.74		
13 GARBAGE	275.95	9,438.55	0.00	10,789.62	-1,075.12		
14 WATER	229,270.98	29,431.10	0.00	20,979.15	237,722.93		
15 SP SEWER PLANT	1,069,898.67	180,716.29	0.00	45,224.75	1,205,390.21		
16 BOND & INTEREST	-125,638.51	26,454.27	0.00	16,227.50	-115,411.74		
17 RE IMPROVEMENTS	217,521.95	8,423.66	0.00	7,561.28	218,384.33		
18 GOLF COURSE	-6,060.73	11,793.88	0.00	5,550.73	182.42		
19 TIF	9,003.37	3.74	0.00	0.00	9,007.11		
20 KENO	89,050.24	5,464.54	0.00	0.00	94,514.78		
21 FIRE/CITY HALL CONST	1,955,651.63	812.12	0.00	0.00	1,956,463.75		
DONATIONS FOR SPECIAL PROJECTS	20,000.00	0.00	0.00	0.00	20,000.00		
22 ARPA Funds - Federal	304,380.15	100,000.00	0.00	8,983.15	395,397.00		
TOTALS	5,444,748.25	588,248.86	0.00	351,496.56	5,681,500.55		

YEAR TO DATE TOTALS FOR THE MONTH ENDING							11/30/2022
FUND	BALANCE	RECEIPTS	NET TRANS	EXPENSES	BALANCE		
1 GENERAL	725,919.27	194,162.07	0.00	272,588.25	647,493.09		
2 STREET	529,974.93	75,673.13	0.00	68,805.78	536,842.28		
3 SALES TAX	0.00	0.00	0.00	0.00	0.00		
4 CEMETERY	26,983.09	11,324.30		13,561.78	24,745.61		
5 POLICE	0.00	37,925.00	0.00	36,849.39	1,075.61		
6 POOL	0.00	16,043.46	0.00	1,355.05	14,688.41		
7 PARK	0.00	36,287.28	0.00	29,154.14	7,133.14		
8 FIRE	30,000.00	14,048.64	0.00	11,682.06	32,366.58		
9 LIBRARY	0.00	10,478.03	0.00	15,535.19	-5,057.16		
10 STREET LIGHTS	0.00	9,500.00	0.00	4,034.42	5,465.58		
12 SEWER	377,621.62	49,842.76	0.00	31,292.64	396,171.74		
13 GARBAGE	0.00	18,975.10	0.00	20,050.22	-1,075.12		
14 WATER	199,579.11	80,824.56	0.00	42,680.74	237,722.93		
15 SP SEWER PLANT	1,000,514.01	293,856.81	0.00	88,980.61	1,205,390.21		
16 BOND & INTEREST	-42,778.34	56,047.85	0.00	128,681.25	-115,411.74		
17 RE IMPROVEMENTS	209,098.46	16,847.15	0.00	7,561.28	218,384.33		
18 GOLF COURSE	3,873.49	25,357.33	0.00	29,048.40	182.42		
19 TIF	8,999.49	7.62	0.00	0.00	9,007.11		
20 KENO	88,220.80	9,060.98	0.00	2,767.00	94,514.78		
21 FIRE/CITY HALL CONST	1,954,808.75	1,655.00	0.00	0.00	1,956,463.75		
DONATIONS FOR SPECIAL PROJECTS	20,000.00		0.00		20,000.00		
22 ARPA Funds - Federal	310,562.24	100,000.00	0.00	15,165.24	395,397.00		
TOTALS	5,443,376.92	1,057,917.07	0.00	819,793.44	5,681,500.55		

No assurance is provided on these financial statements

CITY OF GIBBON

BUDGET SUMMARY

		11/30/2022					
FUND		BUDGET RECEIPTS	RECEIVED FOR MONTH	RECEIVED YTD	BALANCE REMAINING	% OF BUDGET REMAINING	
1	GENERAL	1,700,718.55	90,551.08	194,162.07	1,506,556.48	88.58%	
2	STREET	468,125.00	36,764.73	75,673.13	392,451.87	83.83%	
3	SALES TAX	0.00	0.00	0.00	0.00		
4	CEMETERY	56,795.75	6,602.98	11,324.30	45,471.45	80.06%	
5	POLICE	227,550.00	18,962.50	37,925.00	189,625.00	83.33%	
6	POOL	96,200.00	8,068.46	16,043.46	80,156.54	83.32%	
7	PARK	217,223.68	18,101.97	36,287.28	180,936.40	83.29%	
8	FIRE	95,291.85	7,024.32	14,048.64	81,243.21	85.26%	
9	LIBRARY	125,120.00	86.53	10,478.03	114,641.97	91.63%	
10	STREET LIGHTS	57,000.00	4,750.00	9,500.00	47,500.00	83.33%	
12	SEWER	410,500.00	24,798.14	49,842.76	360,657.24	87.86%	
13	GARBAGE	106,570.58	9,438.55	18,975.10	87,595.48	82.19%	
14	WATER	357,050.00	29,431.10	80,824.56	276,225.44	77.36%	
15	SP SEWER PLANT	1,550,546.00	180,716.29	293,856.81	1,256,689.19	81.05%	
16	BOND & INTEREST	613,400.00	26,454.27	56,047.85	557,352.15	90.86%	
17	RE IMPROVEMENTS	100,450.00	8,423.66	16,847.15	83,602.85	83.23%	
18	GOLF COURSE	296,526.51	11,793.88	25,357.33	271,169.18	91.45%	
19	TIF	30,020.00	3.74	7.62	30,012.38	99.97%	
20	KENO	40,000.00	5,464.54	9,060.98	30,939.02	77.35%	
21	FIRE/CITY HALL CONST	50,000.00	812.12	1,655.00	48,345.00	96.69%	
	DONATIONS FOR SPECIAL PROJEC	0.00	0.00	0.00	0.00		
22	ARPA Funds - Federal	0.00	100,000.00	100,000.00	-100,000.00	#DIV/0!	
TRANSFER TOTALS		6,599,087.92	588,248.86	1,057,917.07	5,541,170.85	83.97%	
FUND		BUDGET EXPENSES	EXPENSES FOR MONTH	EXPENSES YTD	BALANCE REMAINING	% OF BUDGET REMAINING	
1	GENERAL	1,859,328.37	131,259.11	272,588.25	1,586,740.12	85.34%	
2	STREET	549,200.00	36,353.10	68,805.78	480,394.22	87.47%	
3	SALES TAX	0.00	0.00	0.00	0.00		
4	CEMETERY	110,700.00	5,006.37	13,561.78	97,138.22	87.75%	
5	POLICE	227,550.00	18,782.40	36,849.39	190,700.61	83.81%	
6	POOL	106,200.00	532.04	1,355.05	104,844.95	98.72%	
7	PARK	217,223.68	8,022.44	29,154.14	188,069.54	86.58%	
8	FIRE	121,600.00	9,499.50	11,682.06	109,917.94	90.39%	
9	LIBRARY	125,120.00	6,954.78	15,535.19	109,584.81	87.58%	
10	STREET LIGHTS	57,000.00	2,017.21	4,034.42	52,965.58	92.92%	
12	SEWER	456,100.00	17,753.43	31,292.64	424,807.36	93.14%	
13	GARBAGE	113,000.00	17,753.43	20,050.22	92,949.78	82.26%	
14	WATER	438,900.00	20,979.15	42,680.74	396,219.26	90.28%	
15	SP SEWER PLANT	1,410,100.00	45,224.75	88,980.61	1,321,119.39	93.69%	
16	BOND & INTEREST	496,617.75	16,227.50	128,681.25	367,936.50	74.09%	
17	RE IMPROVEMENTS	307,483.66	7,561.28	7,561.28	299,922.38	97.54%	
18	GOLF COURSE	300,400.00	5,550.73	29,048.40	271,351.60	90.33%	
19	TIF	37,024.97	0.00	0.00	37,024.97	100.00%	
20	KENO	92,021.43	0.00	2,767.00	89,254.43	96.99%	
21	FIRE/CITY HALL CONST	2,044,334.03	0.00	0.00	2,044,334.03	100.00%	
	DONATIONS FOR SPECIAL PROJEC	0.00	0.00	0.00	0.00		
22	ARPA Funds - Federal	341,008.21	8,983.15	15,165.24	325,842.97	95.55%	
TRANSFER TOTAL		9,410,912.10	358,460.37	819,793.44	8,591,118.66	91.29%	

No assurance is provided on these financial statements

CITY OF GIBBON			
CHECKS OUTSTANDING			
PAYEE	CK. NO.	11/30/2022 DATE	AMOUNT
GODFREY ELECTRIC, LLC	16826	7/2/2018	3.13
THE FOUNTAIN GUYS, LTD	16840	7/2/2018	304.00
KENNETH KAST	16915	7/30/2018	20.18
KELLI PETERSON	16916	7/30/2018	69.94
DANILO LURSSSEN	17162	9/18/2018	100.00
ROLAND & MICHELE MOSEL	17171	9/18/2018	38.90
TERRY RITTERBUSH	17187	9/18/2018	100.00
JOSE L RODRIGUEZ	17193	9/18/2018	100.00
JODI WOOD	17212	9/18/2018	100.00
RACHAMIN AVITAL	17292	10/31/2018	0.67
NATIONWIDE	17716	4/15/2019	100.00
Eric Rodriguez	17746	12/31/2019	66.50
Mike Bennett	19313	12/8/2020	39.51
Sandy Hubbard	19320	12/8/2020	100.00
Jaimee Moore	19327	12/8/2020	32.51
Erin Nelson	19328	12/8/2020	39.51
Marcos Solarez	19335	12/8/2020	100.00
NMVCA	19480	2/2/2021	105.00
Mohamed Awadallah	19962	8/4/2021	400.00
Laurie Gonzales	20122	10/1/2021	11.69
Enrique Sanchez	20128	10/1/2021	7.26
Pioneer Simple IRA Investment Servies	20343	1/6/2022	2,498.32
Pioneer ROTH Retirement Investment	20344	1/6/2022	1,665.60
Afaf Bafka	20835	7/11/2022	7.13
City of Kearney	20841	7/11/2022	32.00
Pedro Nunez	20877	7/11/2022	10.53
JOSEPH HANNA	21015	8/15/2022	27.96
HITECH INC	21061	9/19/2022	1393.28
NEBRASKA CHILD SUPPORT	21112	9/30/2022	507.00
Comfy Bowl, Inc	21143	10/17/2022	265.00
Gibbon Fire Department	21218	11/10/2022	7,327.50
Shawn Tallon	21229	11/10/2022	15.25
Amazon Capital Services	21231	11/21/2022	699.24
Andrew Sleicher	21232	11/21/2022	35.00
Aussie Hydraulics LLP	21235	11/21/2022	118.92
Jason Blausey	21237	11/21/2022	35.00
Buffalo County Clerk	21238	11/21/2022	104.73
Buffalo Outdoor Power LLC	21239	11/21/2022	24.36
Clipper Publishing	21243	11/21/2022	197.96
Comfy Bowl, Inc	21244	11/21/2022	85.00
Denis Catlin	21245	11/21/2022	35.00
Fastenal Co.	21249	11/21/2022	172.24
Gibbon Fire Department	21252	11/21/2022	800.00
HOA Solutions Inc.	21253	11/21/2022	3,814.58
Sara Holder	21254	11/21/2022	100.00
Home Buyers Incorporated	21255	11/21/2022	100.00
Ingram Library Services	21256	11/21/2022	467.16
Sean Jackson	21257	11/21/2022	100.00
Chihuahua & Lazalde LLC	21258	11/21/2022	100.00
LaserTec	21259	11/21/2022	156.48
Lathem Time Corporation	21260	11/21/2022	604.08
Tasia Little	21261	11/21/2022	100.00
Mostek Electric Inc.	21263	11/21/2022	797.51
Mayo's Electric Service Inc.	21265	11/21/2022	6,275.08
Mendards - Kearney	21266	11/21/2022	159.88
Meredith Books	21267	11/21/2022	38.42
Mid-NE Garage Doors, Inc	21268	11/21/2022	125.00
Mid-Nebraska Aggregate Inc.	21269	11/21/2022	264.66
Miller Signs	21271	11/21/2022	300.00
Pioneer Simple IRA Investment Servies	21279	11/21/2022	2,575.88
Pioneer ROTH Retirement Investment	21280	11/21/2022	1,717.36
Platte Valley Lab	21282	11/21/2022	4,415.00
Quadient Finance USA, Inc	21283	11/21/2022	699.58
Schumacher Fencing LLC	21284	11/21/2022	8,983.15
Susan J Tonniges CPA PC	21286	11/21/2022	1,743.75
Grant Suchanek	21290	11/21/2022	100.00
Tri City Concrete	21291	11/21/2022	8,750.00
Verizon Wireless	21292	11/21/2022	565.47
			<u>60,948.86</u>

No assurance is provided on these financial statements

City of Gibbon

Account	Account Name	Fiscal Year 22 - 23			Budget			Fiscal Year 21 - 22	
		Current	Year To Date	%Used	Current	Total	Remaining	Year To Date	Total
Revenue									
GENERAL									
01-1001	PROPERTY TAX	493.07	8,563.68	1.35 %	52,830.00	633,965.55	625,401.87	21,944.44	381,693.85
01-1002	CONSUMERS 5%	0.00	0.00	0.00 %	3,333.00	40,000.00	40,000.00	0.00	32,265.59
01-1003	BUILDING PERMIT	100.00	175.00	17.50 %	83.00	1,000.00	825.00	475.00	1,180.00
01-1004	OTHER INCOME	350.00	1,300.00	26.00 %	417.00	5,000.00	3,700.00	1,455.00	10,801.44
01-1005	INTEREST	300.31	627.95	31.40 %	167.00	2,000.00	1,372.05	350.42	3,183.38
01-1006	NPPD	43,256.59	91,785.48	20.40 %	37,500.00	450,000.00	358,214.52	87,068.41	465,770.44
01-1007	TRANSFER	0.00	0.00	0.00 %	0.00	0.00	0.00	0.00	0.00
01-1009	RENT	775.00	1,050.00	11.67 %	750.00	9,000.00	7,950.00	1,000.00	9,225.00
01-1012	MOTOR VEHICLE TAX	2,710.70	6,121.89	24.49 %	2,083.00	25,000.00	18,878.11	0.00	37,708.76
01-1013	LOCAL SALES TAX	41,965.41	83,139.99	20.78 %	33,333.00	400,000.00	316,860.01	65,884.41	409,944.26
01-1014	PRO RATE	0.00	198.08	28.30 %	58.00	700.00	501.92	201.46	1,352.51
01-1020	SOURCE GAS FRANCHISE	0.00	0.00	0.00 %	333.00	4,000.00	4,000.00	0.00	3,735.22
01-1021	FINES & LICENSE	600.00	1,200.00	48.00 %	208.00	2,500.00	1,300.00	1,525.00	2,840.00
01-1022	CABLE FRANCHISE	0.00	0.00	0.00 %	1,000.00	12,000.00	12,000.00	0.00	11,420.85
01-1049	ACE REBATE	0.00	0.00	0.00 %	250.00	3,000.00	3,000.00	0.00	2,971.00
01-1051	MUNICIPAL EQUAL FUND	0.00	0.00	0.00 %	9,379.00	112,553.00	112,553.00	(7.50)	91,614.61
01-1054	UTILITY DEPOSITS	0.00	0.00	0.00 %	0.00	0.00	0.00	0.00	0.00
TOTAL Revenue		90,551.08	194,162.07	11.42 %	141,724.00	1,700,718.55	1,506,556.48	179,896.64	1,465,706.91

Expense									
GENERAL									
01-2001	SALARIES	2,654.87	5,318.98	6.82 %	6,500.00	78,000.00	72,681.02	11,490.30	63,799.96
01-2002	EMPLOYEE INSURANCE	0.00	1,525.48	7.82 %	1,625.00	19,500.00	17,974.52	3,263.18	14,944.81
01-2003	EMPLOYEE IRS SIMPLE	0.00	0.00	0.00 %	0.00	0.00	0.00	0.00	0.00
01-2004	SUPPLIES	3,941.34	4,220.27	140.68 %	250.00	3,000.00	(1,220.27)	154.37	2,317.15
01-2005	REPAIR & MAINTENANCE	0.00	179.50	8.98 %	167.00	2,000.00	1,820.50	1,200.00	2,703.74
01-2006	UTILITIES-ELECTRIC	139.66	642.34	42.82 %	125.00	1,500.00	857.66	130.55	861.03
01-2007	UTILITIES-SOURCE GAS	64.53	102.01	6.80 %	125.00	1,500.00	1,397.99	59.55	901.15
01-2008	TELEPHONE	291.92	550.28	13.76 %	333.00	4,000.00	3,449.72	644.65	4,209.49
01-2009	PROFESSIONAL	3,875.33	9,059.83	10.66 %	7,083.00	85,000.00	75,940.17	6,749.66	93,383.65
01-2010	INSURANCE	100.00	366.18	2.21 %	1,383.00	16,600.00	16,233.82	100.00	16,327.18
01-2011	PRINTING & PUBLICATION	323.69	752.34	9.40 %	667.00	8,000.00	7,247.66	658.40	5,238.32
01-2012	MISCELLANEOUS	25.10	61.12	1.22 %	417.00	5,000.00	4,938.88	38.82	4,224.28
01-2013	OFFICE SUPPLIES	759.98	1,081.63	15.45 %	583.00	7,000.00	5,918.37	339.47	7,736.66
01-2014	ELECTION	0.00	0.00	0.00 %	417.00	5,000.00	5,000.00	0.00	0.00
01-2015	CHEMICAL & INSECT	0.00	0.00	0.00 %	42.00	500.00	500.00	0.00	106.50
01-2016	MISC. SUPPLIES	(136.95)	3.13	0.25 %	104.00	1,250.00	1,246.87	0.00	37.99
01-2017	COPIER PAYMENT	661.29	835.83	27.86 %	250.00	3,000.00	2,164.17	664.21	3,586.89
01-2018	TRANSFER SCHOOL	900.00	900.00	30.00 %	250.00	3,000.00	2,100.00	1,200.00	2,000.00
01-2020	ECON. DEVELOPMENT	0.00	0.00	0.00 %	1,667.00	20,000.00	20,000.00	20,000.00	40,000.00
01-2021	LABOR & MACHINE	0.00	215.61	21.56 %	83.00	1,000.00	784.39	0.00	845.40
01-2022	TRAVEL & CONF. MILE	1,407.36	4,433.87	36.95 %	1,000.00	12,000.00	7,566.13	3,201.71	13,913.73
01-2023	OFFICE EQUIPMENT	0.00	0.00	0.00 %	417.00	5,000.00	5,000.00	998.61	998.61
01-2024	TRANSFER	115,179.86	240,719.72	15.98 %	125,540.00	1,506,478.37	1,265,758.65	239,642.20	1,200,807.74
01-2025	RE IMPROVEMENTS	0.00	0.00	0.00 %	4,167.00	50,000.00	50,000.00	1,376.40	1,376.40
01-2026	CAPITAL OUTLAY	0.00	0.00	0.00 %	0.00	0.00	0.00	0.00	459.33
01-2043	DUES & CONV	739.00	954.00	31.80 %	250.00	3,000.00	2,046.00	100.00	6,728.03

City of Gibbon

Account	Account Name	Fiscal Year 22 - 23			Budget			Fiscal Year 21 - 22	
		Current	Year To Date	%Used	Current	Total	Remaining	Year To Date	Total
Expense (Continued)									
GENERAL									
01-2071	EQUIPMENT	0.00	0.00	0.00 %	417.00	5,000.00	5,000.00	0.00	0.00
01-2079	REFUNDS	0.00	0.00	0.00 %	167.00	2,000.00	2,000.00	0.00	0.00
01-2093	H CENTER TAXES	0.00	0.00	0.00 %	100.00	1,200.00	1,200.00	0.00	3,075.02
01-2095	CITY SHARE FICA	164.61	329.79	6.10 %	451.00	5,407.00	5,077.21	712.37	3,955.44
01-2096	CITY SHARE MEDICARE	38.49	77.11	6.46 %	99.00	1,193.00	1,115.89	166.65	925.42
01-2097	CITY SHARE IRA	77.42	155.54	7.41 %	175.00	2,100.00	1,944.46	245.98	1,272.17
01-2098	CITY SHARE ROTH	51.61	103.69	9.43 %	92.00	1,100.00	996.31	164.00	856.93
TOTAL Expense		131,259.11	272,588.25	14.66 %	154,946.00	1,859,328.37	1,586,740.12	293,301.08	1,497,593.02

PROFIT / (LOSS) :

	(40,708.03)	(78,426.18)	(13,222.00)	(158,609.82)	(80,183.64)	(113,404.44)	(31,886.11)
--	--------------------	--------------------	--------------------	---------------------	--------------------	---------------------	--------------------

City of Gibbon

Account	Account Name	Fiscal Year 22 - 23			Budget			Fiscal Year 21 - 22	
		Current	Year To Date	%Used	Current	Total	Remaining	Year To Date	Total
Revenue									
STREET FUND									
02-1001	PROPERTY TAX	0.00	0.00	0.00 %	0.00	0.00	0.00	0.00	0.00
02-1004	OTHER INCOME	0.00	208.33	8.33 %	208.00	2,500.00	2,291.67	235.00	8,316.10
02-1005	INTEREST	189.34	383.15	76.63 %	42.00	500.00	116.85	209.71	2,370.83
02-1006	NPPD	0.00	0.00	0.00 %	0.00	0.00	0.00	0.00	0.00
02-1007	TRANSFER	8,333.33	16,666.66	16.67 %	8,333.00	100,000.00	83,333.34	25,000.00	137,500.00
02-1012	MOTOR VEHICLE TAX	0.00	0.00	0.00 %	5,167.00	62,000.00	62,000.00	46,059.60	0.00
02-1013	LOCAL SALES TAX	6,451.18	11,647.35	29.12 %	3,333.00	40,000.00	28,352.65	12,667.99	58,364.74
02-1015	HIGHWAY ALLOCATION	21,648.71	42,112.98	16.97 %	20,677.00	248,125.00	206,012.02	0.00	237,747.72
02-1016	STREET ASSESSMENT	0.00	0.00	0.00 %	0.00	0.00	0.00	0.00	0.00
02-1018	MOTOR VEHICLE	0.00	4,512.49	30.08 %	1,250.00	15,000.00	10,487.51	4,660.24	17,323.98
02-1045	BOND PROCEEDS	0.00	0.00	0.00 %	0.00	0.00	0.00	0.00	0.00
02-1051	MUNICIPAL EQUAL FUND	0.00	0.00	0.00 %	0.00	0.00	0.00	0.00	0.00
TOTAL Revenue		36,622.56	75,530.96	16.13 %	39,010.00	468,125.00	392,594.04	88,832.54	461,623.37
Expense									
STREET FUND									
02-2001	SALARIES	15,859.81	31,262.59	14.82 %	17,583.00	211,000.00	179,737.41	32,763.75	174,455.00
02-2002	EMPLOYEE INSURANCE	0.00	7,227.97	8.81 %	6,833.00	82,000.00	74,772.03	26,455.28	93,396.05
02-2003	EMPLOYEE IRS SIMPLE	0.00	0.00	0.00 %	0.00	0.00	0.00	0.00	0.00
02-2004	SUPPLIES	640.71	966.11	5.37 %	1,500.00	18,000.00	17,033.89	897.44	7,655.22
02-2005	REPAIR & MAINTENANCE	5,912.75	8,557.47	24.45 %	2,917.00	35,000.00	26,442.53	8,709.42	40,879.10
02-2006	UTILITIES-ELECTRIC	105.21	214.32	6.91 %	258.00	3,100.00	2,885.68	300.25	2,128.93
02-2007	UTILITIES-SOURCE GAS	165.16	165.16	2.39 %	575.00	6,900.00	6,734.84	191.80	4,748.74
02-2008	TELEPHONE	159.72	284.44	8.13 %	292.00	3,500.00	3,215.56	445.94	2,313.78
02-2009	PROFESSIONAL	0.00	1,638.00	10.92 %	1,250.00	15,000.00	13,362.00	1,050.00	4,560.00
02-2010	INSURANCE	0.00	0.00	0.00 %	1,333.00	16,000.00	16,000.00	182.80	15,131.45
02-2012	MISCELLANEOUS	0.00	0.00	0.00 %	292.00	3,500.00	3,500.00	28.84	61.93
02-2015	CHEMICAL & INSECT	0.00	0.00	0.00 %	667.00	8,000.00	8,000.00	0.00	765.25
02-2024	TRANSFER	0.00	0.00	0.00 %	0.00	0.00	0.00	0.00	0.00
02-2025	RE IMPROVEMENTS	0.00	0.00	0.00 %	0.00	0.00	0.00	1,376.40	1,376.40
02-2026	CAPITAL OUTLAY	0.00	0.00	0.00 %	2,500.00	30,000.00	30,000.00	0.00	8,636.33
02-2027	GAS & OIL	797.97	1,586.91	15.87 %	833.00	10,000.00	8,413.09	801.23	12,263.01
02-2028	SNOW REMOVAL	0.00	0.00	0.00 %	0.00	0.00	0.00	0.00	0.00
02-2029	SAND & GRAVEL	2,068.27	2,556.83	25.57 %	833.00	10,000.00	7,443.17	4,386.29	6,801.22
02-2030	CONC & BLACK TOP	0.00	1,384.00	9.23 %	1,250.00	15,000.00	13,616.00	0.00	19,262.43
02-2031	SIGNS	0.00	438.80	0.00 %	0.00	0.00	(438.80)	435.19	435.19
02-2032	PAVEMENT MARK	0.00	0.00	0.00 %	167.00	2,000.00	2,000.00	0.00	1,131.76
02-2033	FLAGS/FLAR/BAR	0.00	0.00	0.00 %	292.00	3,500.00	3,500.00	0.00	0.00
02-2034	BOND & INTEREST	0.00	0.00	0.00 %	0.00	0.00	0.00	0.00	0.00
02-2035	STREET IMPROVEMENTS	8,750.00	8,750.00	17.50 %	4,167.00	50,000.00	41,250.00	0.00	0.00
02-2095	CITY SHARE FICA	983.31	1,938.29	15.40 %	1,049.00	12,586.00	10,647.71	2,031.33	10,816.20
02-2096	CITY SHARE MEDICARE	229.95	453.30	11.58 %	326.00	3,914.00	3,460.70	475.08	2,529.75
02-2097	CITY SHARE IRA	408.14	828.93	13.07 %	528.00	6,341.00	5,512.07	964.02	4,623.68
02-2098	CITY SHARE ROTH	272.10	552.66	14.32 %	322.00	3,859.00	3,306.34	642.69	3,359.32
TOTAL Expense		36,353.10	68,805.78	12.53 %	45,767.00	549,200.00	480,394.22	82,137.75	417,330.74

City of Gibbon

Account	Account Name	Fiscal Year 22 - 23			Budget			Fiscal Year 21 - 22	
		Current	Year To Date	%Used	Current	Total	Remaining	Year To Date	Total
PROFIT / (LOSS) :		269.46	6,725.18		(6,757.00)	(81,075.00)	(87,800.18)	6,694.79	44,292.63
Revenue									
SALES TAX FUND									
03-1004	OTHER INCOME	0.00	0.00	0.00 %	0.00	0.00	0.00	0.00	0.00
03-1005	INTEREST	0.00	0.00	0.00 %	0.00	0.00	0.00	0.00	0.00
03-1013	LOCAL SALES TAX	0.00	0.00	0.00 %	0.00	0.00	0.00	0.00	0.00
03-1023	STATE SALES TAX	0.00	0.00	0.00 %	0.00	0.00	0.00	0.00	0.00
TOTAL Revenue		0.00	0.00	0.00 %	0.00	0.00	0.00	0.00	0.00
Expense									
SALES TAX FUND									
03-2024	TRANSFER	0.00	0.00	0.00 %	0.00	0.00	0.00	0.00	0.00
03-2026	CAPITAL OUTLAY	0.00	0.00	0.00 %	0.00	0.00	0.00	0.00	0.00
03-2036	SALES TAX PD TO ST	0.00	0.00	0.00 %	0.00	0.00	0.00	0.00	0.00
03-2037	TAX RELIEF-CEM	0.00	0.00	0.00 %	0.00	0.00	0.00	0.00	0.00
03-2038	FUTURE CAPITAL	0.00	0.00	0.00 %	0.00	0.00	0.00	0.00	0.00
03-2049	EQUIPMENT PARK	0.00	0.00	0.00 %	0.00	0.00	0.00	0.00	0.00
03-2091	EQUIPMENT GENERAL	0.00	0.00	0.00 %	0.00	0.00	0.00	0.00	0.00
TOTAL Expense		0.00	0.00	0.00 %	0.00	0.00	0.00	0.00	0.00
PROFIT / (LOSS) :		0.00	0.00		0.00	0.00	0.00	0.00	0.00

City of Gibbon

Account	Account Name	Fiscal Year 22 - 23			Budget			Fiscal Year 21 - 22	
		Current	Year To Date	%Used	Current	Total	Remaining	Year To Date	Total
Revenue									
CEMETERY FUND									
04-1001	PROPERTY TAX	0.00	0.00	0.00 %	0.00	0.00	0.00	0.00	0.00
04-1004	OTHER INCOME	20.00	103.34	20.67 %	42.00	500.00	396.66	60.00	869.27
04-1005	INTEREST	0.00	0.00	0.00 %	0.00	0.00	0.00	8.31	202.02
04-1006	NPPD	0.00	0.00	0.00 %	0.00	0.00	0.00	0.00	0.00
04-1007	TRANSFER	3,482.98	6,965.96	16.67 %	3,483.00	41,795.75	34,829.79	9,666.66	53,360.79
04-1008	DONATIONS	0.00	0.00	0.00 %	83.00	1,000.00	1,000.00	0.00	195.00
04-1013	LOCAL SALES TAX	0.00	0.00	0.00 %	0.00	0.00	0.00	0.00	0.00
04-1024	GRAVE OPENING	400.00	600.00	12.00 %	417.00	5,000.00	4,400.00	4,550.00	11,800.00
04-1025	CEMETERY LOTS	2,400.00	3,205.00	64.10 %	417.00	5,000.00	1,795.00	4,000.00	13,255.00
04-1050	COLMBARIUM RECEIPTS	0.00	0.00	0.00 %	0.00	0.00	0.00	0.00	0.00
04-1051	MUNICIPAL EQUAL FUND	0.00	0.00	0.00 %	0.00	0.00	0.00	0.00	0.00
04-1055	RECLAIMED LOT SALES	0.00	0.00	0.00 %	0.00	0.00	0.00	0.00	0.00
04-1062	PERPETUAL CARE	300.00	450.00	12.86 %	292.00	3,500.00	3,050.00	1,350.00	4,950.00
TOTAL Revenue		6,602.98	11,324.30	19.94 %	4,734.00	56,795.75	45,471.45	19,634.97	84,632.08
Expense									
CEMETERY FUND									
04-2001	SALARIES	2,939.20	7,774.30	15.24 %	4,250.00	51,000.00	43,225.70	4,476.74	37,857.36
04-2002	EMPLOYEE INSURANCE	0.00	928.48	11.75 %	658.00	7,900.00	6,971.52	823.38	5,136.60
04-2003	EMPLOYEE IRS SIMPLE	0.00	0.00	0.00 %	0.00	0.00	0.00	0.00	0.00
04-2004	SUPPLIES	561.23	1,137.69	16.14 %	588.00	7,050.00	5,912.31	681.07	5,567.07
04-2005	REPAIR & MAINTENANCE	144.51	214.51	3.04 %	588.00	7,050.00	6,835.49	151.31	5,928.99
04-2006	UTILITIES-ELECTRIC	199.88	472.21	41.97 %	94.00	1,125.00	652.79	423.44	1,591.69
04-2008	TELEPHONE	107.49	183.68	13.36 %	115.00	1,375.00	1,191.32	207.16	1,331.25
04-2010	INSURANCE	0.00	0.00	0.00 %	292.00	3,500.00	3,500.00	0.00	3,288.25
04-2012	MISCELLANEOUS	0.00	519.97	26.00 %	167.00	2,000.00	1,480.03	1,353.36	2,212.49
04-2026	CAPITAL OUTLAY	300.00	967.16	5.23 %	1,542.00	18,500.00	17,532.84	0.00	26,951.91
04-2027	GAS & OIL	436.25	578.33	11.57 %	417.00	5,000.00	4,421.67	797.40	5,432.74
04-2038	FUTURE CAPITAL	0.00	0.00	0.00 %	0.00	0.00	0.00	0.00	0.00
04-2095	CITY SHARE FICA	182.23	482.01	14.18 %	283.00	3,400.00	2,917.99	277.56	2,347.13
04-2096	CITY SHARE MEDICARE	42.61	112.72	16.10 %	58.00	700.00	587.28	64.90	548.93
04-2097	CITY SHARE IRA	55.78	114.43	9.54 %	100.00	1,200.00	1,085.57	75.25	274.42
04-2098	CITY SHARE ROTH	37.19	76.29	8.48 %	75.00	900.00	823.71	50.19	182.97
TOTAL Expense		5,006.37	13,561.78	12.25 %	9,227.00	110,700.00	97,138.22	9,381.76	98,651.80
PROFIT / (LOSS) :		1,596.61	(2,237.48)		(4,493.00)	(53,904.25)	(51,666.77)	10,253.21	(14,019.72)

City of Gibbon

Account	Account Name	Fiscal Year 22 - 23			Budget			Fiscal Year 21 - 22	
		Current	Year To Date	%Used	Current	Total	Remaining	Year To Date	Total
Revenue									
POLICE FUND									
05-1001	PROPERTY TAX	0.00	0.00	0.00 %	0.00	0.00	0.00	0.00	0.00
05-1002	CONSUMERS 5%	0.00	0.00	0.00 %	0.00	0.00	0.00	0.00	0.00
05-1004	OTHER INCOME	0.00	0.00	0.00 %	0.00	0.00	0.00	10.00	10.00
05-1005	INTEREST	0.00	0.00	0.00 %	0.00	0.00	0.00	0.00	0.00
05-1006	NPPD	0.00	0.00	0.00 %	0.00	0.00	0.00	0.00	0.00
05-1007	TRANSFER	18,962.50	37,925.00	16.67 %	18,962.00	227,550.00	189,625.00	36,479.84	217,136.26
05-1010	STATE AID	0.00	0.00	0.00 %	0.00	0.00	0.00	0.00	0.00
05-1013	LOCAL SALES TAX	0.00	0.00	0.00 %	0.00	0.00	0.00	0.00	0.00
05-1014	PRO RATE	0.00	0.00	0.00 %	0.00	0.00	0.00	0.00	0.00
05-1051	MUNICIPAL EQUAL FUND	0.00	0.00	0.00 %	0.00	0.00	0.00	0.00	0.00
TOTAL Revenue		18,962.50	37,925.00	16.67 %	18,962.00	227,550.00	189,625.00	36,489.84	217,146.26
Expense									
POLICE FUND									
05-2001	SALARIES	0.00	0.00	0.00 %	0.00	0.00	0.00	0.00	0.00
05-2004	SUPPLIES	0.00	0.00	0.00 %	0.00	0.00	0.00	0.00	28.69
05-2005	REPAIR & MAINTENANCE	0.00	0.00	0.00 %	0.00	0.00	0.00	0.00	0.00
05-2006	UTILITIES-ELECTRIC	28.62	77.15	11.02 %	58.00	700.00	622.85	96.92	610.29
05-2007	UTILITIES-SOURCE GAS	13.30	13.30	0.74 %	150.00	1,800.00	1,786.70	19.42	708.13
05-2008	TELEPHONE	52.98	106.52	13.32 %	67.00	800.00	693.48	126.78	743.36
05-2010	INSURANCE	0.00	0.00	0.00 %	0.00	0.00	0.00	0.00	0.00
05-2013	OFFICE SUPPLIES	0.00	0.00	0.00 %	0.00	0.00	0.00	0.00	0.00
05-2022	TRAVEL & CONF. MILE	0.00	0.00	0.00 %	0.00	0.00	0.00	0.00	0.00
05-2024	TRANSFER	0.00	0.00	0.00 %	0.00	0.00	0.00	0.00	0.00
05-2026	CAPITAL OUTLAY	0.00	0.00	0.00 %	0.00	0.00	0.00	0.00	0.00
05-2027	GAS & OIL	0.00	0.00	0.00 %	0.00	0.00	0.00	0.00	0.00
05-2038	FUTURE CAPITAL	0.00	0.00	0.00 %	0.00	0.00	0.00	0.00	0.00
05-2041	DOG EXPENSE	0.00	0.00	0.00 %	0.00	0.00	0.00	0.00	0.00
05-2042	CLEANING	0.00	0.00	0.00 %	0.00	0.00	0.00	0.00	0.00
05-2043	DUES & CONV	0.00	0.00	0.00 %	0.00	0.00	0.00	0.00	0.00
05-2044	SHERIFF ALLOWANCE	18,687.50	36,652.42	16.34 %	18,688.00	224,250.00	187,597.58	35,406.59	215,055.79
05-2090	N CASH RESERVE	0.00	0.00	0.00 %	0.00	0.00	0.00	0.00	0.00
05-2095	CITY SHARE FICA	0.00	0.00	0.00 %	0.00	0.00	0.00	0.00	0.00
05-2096	CITY SHARE MEDICARE	0.00	0.00	0.00 %	0.00	0.00	0.00	0.00	0.00
05-2098	CITY SHARE ROTH	0.00	0.00	0.00 %	0.00	0.00	0.00	0.00	0.00
TOTAL Expense		18,782.40	36,849.39	16.19 %	18,963.00	227,550.00	190,700.61	35,649.71	217,146.26
PROFIT / (LOSS) :		180.10	1,075.61		(1.00)	0.00	(1,075.61)	840.13	0.00

City of Gibbon

Account	Account Name	Fiscal Year 22 - 23			Budget			Fiscal Year 21 - 22	
		Current	Year To Date	%Used	Current	Total	Remaining	Year To Date	Total
Revenue									
POOL FUND									
06-1001	PROPERTY TAX	0.00	0.00	0.00 %	0.00	0.00	0.00	0.00	0.00
06-1002	CONSUMERS 5%	0.00	0.00	0.00 %	0.00	0.00	0.00	0.00	0.00
06-1004	OTHER INCOME	93.46	93.46	18.69 %	42.00	500.00	406.54	0.00	8,483.35
06-1005	INTEREST	0.00	0.00	0.00 %	0.00	0.00	0.00	0.00	0.00
06-1006	NPPD	0.00	0.00	0.00 %	0.00	0.00	0.00	0.00	0.00
06-1007	TRANSFER	7,975.00	15,950.00	18.61 %	7,142.00	85,700.00	69,750.00	15,000.00	106,430.95
06-1010	STATE AID	0.00	0.00	0.00 %	0.00	0.00	0.00	0.00	0.00
06-1013	LOCAL SALES TAX	0.00	0.00	0.00 %	0.00	0.00	0.00	0.00	0.00
06-1014	PRO RATE	0.00	0.00	0.00 %	0.00	0.00	0.00	0.00	0.00
06-1019	POOL RECEIPTS	0.00	0.00	0.00 %	833.00	10,000.00	10,000.00	0.00	11,873.05
06-1051	MUNICIPAL EQUAL FUND	0.00	0.00	0.00 %	0.00	0.00	0.00	0.00	0.00
06-1057	POOL BONDS	0.00	0.00	0.00 %	0.00	0.00	0.00	0.00	0.00
TOTAL Revenue		8,068.46	16,043.46	16.68 %	8,017.00	96,200.00	80,156.54	15,000.00	126,787.35

Expense									
POOL FUND									
06-2001	SALARIES	333.66	641.12	1.39 %	3,833.00	46,000.00	45,358.88	1,795.72	50,854.50
06-2002	EMPLOYEE INSURANCE	0.00	92.85	1.22 %	633.00	7,600.00	7,507.15	1,466.78	7,112.95
06-2003	EMPLOYEE IRS SIMPLE	0.00	0.00	0.00 %	0.00	0.00	0.00	0.00	0.00
06-2004	SUPPLIES	60.41	126.23	3.16 %	333.00	4,000.00	3,873.77	168.48	5,539.86
06-2005	REPAIR & MAINTENANCE	6.72	241.72	6.04 %	333.00	4,000.00	3,758.28	0.00	27,121.51
06-2006	UTILITIES-ELECTRIC	53.97	136.95	2.49 %	458.00	5,500.00	5,363.05	373.83	5,705.07
06-2007	UTILITIES-SOURCE GAS	35.04	35.04	7.01 %	42.00	500.00	464.96	56.55	577.52
06-2008	TELEPHONE	0.00	0.00	0.00 %	75.00	900.00	900.00	65.44	478.27
06-2010	INSURANCE	0.00	0.00	0.00 %	667.00	8,000.00	8,000.00	0.00	9,217.02
06-2012	MISCELLANEOUS	0.00	0.00	0.00 %	125.00	1,500.00	1,500.00	0.00	2,410.94
06-2024	TRANSFER	0.00	0.00	0.00 %	0.00	0.00	0.00	0.00	0.00
06-2026	CAPITAL OUTLAY	0.00	0.00	0.00 %	1,208.00	14,500.00	14,500.00	0.00	0.00
06-2045	MERCHANDISE FOR RESALE	0.00	0.00	0.00 %	0.00	0.00	0.00	0.00	1,444.72
06-2046	CHEMICALS	0.00	0.00	0.00 %	833.00	10,000.00	10,000.00	0.00	11,665.97
06-2048	POOL PROJECT	0.00	0.00	0.00 %	0.00	0.00	0.00	0.00	0.00
06-2090	N CASH RESERVE	0.00	0.00	0.00 %	0.00	0.00	0.00	0.00	0.00
06-2095	CITY SHARE FICA	20.70	39.77	1.46 %	227.00	2,725.00	2,685.23	111.34	3,153.14
06-2096	CITY SHARE MEDICARE	4.84	9.29	0.95 %	81.00	975.00	965.71	26.02	737.29
06-2097	CITY SHARE IRA	10.02	19.25	0.00 %	0.00	0.00	(19.25)	53.88	457.78
06-2098	CITY SHARE ROTH	6.68	12.83	0.00 %	0.00	0.00	(12.83)	35.89	310.81
TOTAL Expense		532.04	1,355.05	1.28 %	8,848.00	106,200.00	104,844.95	4,153.93	126,787.35

PROFIT / (LOSS) :

	7,536.42	14,688.41	(831.00)	(10,000.00)	(24,688.41)	10,846.07	0.00
--	-----------------	------------------	-----------------	--------------------	--------------------	------------------	-------------

City of Gibbon

Account	Account Name	Fiscal Year 22 - 23			Budget			Fiscal Year 21 - 22	
		Current	Year To Date	%Used	Current	Total	Remaining	Year To Date	Total
Revenue									
PARK FUND									
07-1001	PROPERTY TAX	0.00	0.00	0.00 %	0.00	0.00	0.00	0.00	0.00
07-1002	CONSUMERS 5%	0.00	0.00	0.00 %	0.00	0.00	0.00	0.00	0.00
07-1004	OTHER INCOME	0.00	83.34	0.00 %	0.00	0.00	(83.34)	3,668.75	11,489.07
07-1005	INTEREST	0.00	0.00	0.00 %	0.00	0.00	0.00	0.00	0.00
07-1006	NPPD	0.00	0.00	0.00 %	0.00	0.00	0.00	0.00	0.00
07-1007	TRANSFER	18,101.97	36,203.94	16.67 %	18,102.00	217,223.68	181,019.74	39,950.00	176,518.15
07-1008	DONATIONS	0.00	0.00	0.00 %	0.00	0.00	0.00	0.00	6,000.00
07-1010	STATE AID	0.00	0.00	0.00 %	0.00	0.00	0.00	0.00	0.00
07-1013	LOCAL SALES TAX	0.00	0.00	0.00 %	0.00	0.00	0.00	0.00	0.00
07-1014	PRO RATE	0.00	0.00	0.00 %	0.00	0.00	0.00	0.00	0.00
07-1028	REIMBURSEMENT	0.00	0.00	0.00 %	0.00	0.00	0.00	0.00	0.00
07-1034	FEDERAL/STATE GRANTS	0.00	0.00	0.00 %	0.00	0.00	0.00	0.00	0.00
07-1051	MUNICIPAL EQUAL FUND	0.00	0.00	0.00 %	0.00	0.00	0.00	0.00	0.00
TOTAL Revenue		18,101.97	36,287.28	16.71 %	18,102.00	217,223.68	180,936.40	43,618.75	194,007.22
Expense									
PARK FUND									
07-2001	SALARIES	1,956.49	4,058.50	4.56 %	7,417.00	89,000.00	84,941.50	3,249.86	72,548.40
07-2002	EMPLOYEE INSURANCE	0.00	1,517.48	7.59 %	1,667.00	20,000.00	18,482.52	1,826.99	18,311.65
07-2003	EMPLOYEE IRS SIMPLE	0.00	0.00	0.00 %	0.00	0.00	0.00	0.00	0.00
07-2004	SUPPLIES	784.15	1,569.11	10.80 %	1,210.00	14,523.68	12,954.57	540.27	17,036.13
07-2005	REPAIR & MAINTENANCE	1,618.25	2,116.84	14.11 %	1,250.00	15,000.00	12,883.16	549.21	18,116.25
07-2006	UTILITIES-ELECTRIC	2,075.30	2,562.15	39.42 %	542.00	6,500.00	3,937.85	876.38	6,318.01
07-2008	TELEPHONE	147.82	295.64	14.78 %	167.00	2,000.00	1,704.36	182.88	1,223.18
07-2010	INSURANCE	0.00	0.00	0.00 %	1,167.00	14,000.00	14,000.00	0.00	13,091.12
07-2012	MISCELLANEOUS	0.00	500.93	25.05 %	167.00	2,000.00	1,499.07	0.00	1,150.40
07-2024	TRANSFER	0.00	0.00	0.00 %	0.00	0.00	0.00	0.00	0.00
07-2026	CAPITAL OUTLAY	0.00	14,415.00	0.00 %	0.00	0.00	(14,415.00)	0.00	12,006.32
07-2027	GAS & OIL	339.04	669.61	7.44 %	750.00	9,000.00	8,330.39	925.97	8,893.86
07-2049	EQUIPMENT PARK	0.00	0.00	0.00 %	167.00	2,000.00	2,000.00	0.00	0.00
07-2050	MOWING	0.00	0.00	0.00 %	0.00	0.00	0.00	0.00	0.00
07-2051	GOLF COURSE	0.00	0.00	0.00 %	0.00	0.00	0.00	0.00	0.00
07-2052	BALL DIAMOND IMPROV	0.00	0.00	0.00 %	0.00	0.00	0.00	0.00	0.00
07-2053	PARK IMPROVEMENTS	0.00	0.00	0.00 %	2,083.00	25,000.00	25,000.00	0.00	0.00
07-2054	HERITAGE CENTER	853.91	944.26	15.74 %	500.00	6,000.00	5,055.74	1,035.73	15,107.38
07-2055	COMMUNITY CENTER	0.00	0.00	0.00 %	0.00	0.00	0.00	0.00	0.00
07-2056	STUMP REMOVAL TREES	0.00	0.00	0.00 %	167.00	2,000.00	2,000.00	0.00	2,350.00
07-2057	NEW BALL PARK	0.00	0.00	0.00 %	0.00	0.00	0.00	0.00	0.00
07-2070	GRANT EXPENSE	0.00	0.00	0.00 %	0.00	0.00	0.00	0.00	0.00
07-2085	Heritage Center & CC Expense	0.00	0.00	0.00 %	0.00	0.00	0.00	60.00	60.00
07-2095	CITY SHARE FICA	121.30	251.62	4.31 %	486.00	5,833.00	5,581.38	201.51	4,497.92
07-2096	CITY SHARE MEDICARE	28.38	58.86	5.04 %	97.00	1,167.00	1,108.14	47.13	1,051.93
07-2097	CITY SHARE IRA	58.69	116.50	6.07 %	160.00	1,920.00	1,803.50	78.00	1,342.25
07-2098	CITY SHARE ROTH	39.11	77.64	6.07 %	107.00	1,280.00	1,202.36	52.02	902.42
TOTAL Expense		8,022.44	29,154.14	13.42 %	18,104.00	217,223.68	188,069.54	9,625.95	194,007.22

City of Gibbon

Account	Account Name	Fiscal Year 22 - 23			Budget			Fiscal Year 21 - 22	
		Current	Year To Date	%Used	Current	Total	Remaining	Year To Date	Total
PROFIT / (LOSS) :		10,079.53	7,133.14		(2.00)	0.00	(7,133.14)	33,992.80	0.00
Revenue									
FIRE FUND									
08-1001	PROPERTY TAX	0.00	0.00	0.00 %	0.00	0.00	0.00	0.00	0.00
08-1002	CONSUMERS 5%	0.00	0.00	0.00 %	0.00	0.00	0.00	0.00	0.00
08-1004	OTHER INCOME	0.00	0.00	0.00 %	83.00	1,000.00	1,000.00	0.00	2,663.97
08-1005	INTEREST	0.00	0.00	0.00 %	0.00	0.00	0.00	0.00	0.00
08-1006	NPPD	0.00	0.00	0.00 %	0.00	0.00	0.00	0.00	0.00
08-1007	TRANSFER	7,024.32	14,048.64	16.67 %	7,024.00	84,291.85	70,243.21	10,766.66	56,518.12
08-1010	STATE AID	0.00	0.00	0.00 %	0.00	0.00	0.00	0.00	0.00
08-1013	LOCAL SALES TAX	0.00	0.00	0.00 %	0.00	0.00	0.00	0.00	0.00
08-1014	PRO RATE	0.00	0.00	0.00 %	0.00	0.00	0.00	0.00	0.00
08-1030	RURAL FIRE DIST.	0.00	0.00	0.00 %	833.00	10,000.00	10,000.00	8,264.96	18,465.72
08-1034	FEDERAL/STATE GRANTS	0.00	0.00	0.00 %	0.00	0.00	0.00	0.00	0.00
08-1037	WARRANTS/LOAN	0.00	0.00	0.00 %	0.00	0.00	0.00	0.00	0.00
08-1048	OCCUPATION TAX	0.00	0.00	0.00 %	0.00	0.00	0.00	0.00	0.00
08-1051	MUNICIPAL EQUAL FUND	0.00	0.00	0.00 %	0.00	0.00	0.00	0.00	0.00
TOTAL Revenue		7,024.32	14,048.64	14.74 %	7,940.00	95,291.85	81,243.21	19,031.62	77,647.81
Expense									
FIRE FUND									
08-2004	SUPPLIES	0.00	0.00	0.00 %	417.00	5,000.00	5,000.00	0.00	2,381.30
08-2005	REPAIR & MAINTENANCE	1,167.92	1,167.92	23.36 %	417.00	5,000.00	3,832.08	2,000.00	3,844.85
08-2006	UTILITIES-ELECTRIC	146.83	353.39	11.78 %	250.00	3,000.00	2,646.61	353.92	2,239.22
08-2007	UTILITIES-SOURCE GAS	57.25	57.25	1.43 %	333.00	4,000.00	3,942.75	58.28	2,420.35
08-2008	TELEPHONE	0.00	0.00	0.00 %	0.00	0.00	0.00	0.00	62.39
08-2010	INSURANCE	0.00	0.00	0.00 %	2,750.00	33,000.00	33,000.00	0.00	31,300.95
08-2012	MISCELLANEOUS	0.00	0.00	0.00 %	167.00	2,000.00	2,000.00	0.00	335.00
08-2022	TRAVEL & CONF. MILE	0.00	0.00	0.00 %	0.00	0.00	0.00	0.00	0.00
08-2026	CAPITAL OUTLAY	7,327.50	8,503.50	14.17 %	5,000.00	60,000.00	51,496.50	0.00	27,063.75
08-2038	FUTURE CAPITAL	0.00	0.00	0.00 %	0.00	0.00	0.00	0.00	0.00
08-2058	ALLOWANCE	800.00	1,600.00	16.67 %	800.00	9,600.00	8,000.00	1,600.00	8,000.00
08-2095	CITY SHARE FICA	0.00	0.00	0.00 %	0.00	0.00	0.00	0.00	0.00
08-2096	CITY SHARE MEDICARE	0.00	0.00	0.00 %	0.00	0.00	0.00	0.00	0.00
TOTAL Expense		9,499.50	11,682.06	9.61 %	10,134.00	121,600.00	109,917.94	4,012.20	77,647.81
PROFIT / (LOSS) :		(2,475.18)	2,366.58		(2,194.00)	(26,308.15)	(28,674.73)	15,019.42	0.00

City of Gibbon

Account	Account Name	Fiscal Year 22 - 23			Budget			Fiscal Year 21 - 22	
		Current	Year To Date	%Used	Current	Total	Remaining	Year To Date	Total
Revenue									
LIBRARY FUND									
09-1001	PROPERTY TAX	0.00	0.00	0.00 %	0.00	0.00	0.00	0.00	0.00
09-1004	OTHER INCOME	86.53	118.03	23.61 %	42.00	500.00	381.97	115.09	540.30
09-1005	INTEREST	0.00	0.00	0.00 %	0.00	0.00	0.00	0.00	0.00
09-1006	NPPD	0.00	0.00	0.00 %	0.00	0.00	0.00	0.00	0.00
09-1007	TRANSFER	0.00	10,360.00	8.33 %	10,360.00	124,320.00	113,960.00	19,686.34	107,012.60
09-1013	LOCAL SALES TAX	0.00	0.00	0.00 %	0.00	0.00	0.00	0.00	0.00
09-1031	LIBRARY FEES	0.00	0.00	0.00 %	25.00	300.00	300.00	0.00	7.58
09-1034	FEDERAL/STATE GRANTS	0.00	0.00	0.00 %	0.00	0.00	0.00	4,265.00	4,265.00
09-1051	MUNICIPAL EQUAL FUND	0.00	0.00	0.00 %	0.00	0.00	0.00	0.00	0.00
09-1056	LOST BOOK	0.00	0.00	0.00 %	0.00	0.00	0.00	0.00	60.94
TOTAL Revenue		86.53	10,478.03	8.37 %	10,427.00	125,120.00	114,641.97	24,066.43	111,886.42
Expense									
LIBRARY FUND									
09-2001	SALARIES	4,650.52	8,982.20	11.90 %	6,289.00	75,470.00	66,487.80	9,444.40	62,874.62
09-2002	EMPLOYEE INSURANCE	0.00	0.00	0.00 %	0.00	0.00	0.00	0.00	2,682.25
09-2003	EMPLOYEE IRS SIMPLE	0.00	0.00	0.00 %	0.00	0.00	0.00	0.00	0.00
09-2004	SUPPLIES	216.89	703.58	20.10 %	292.00	3,500.00	2,796.42	291.54	3,076.06
09-2005	REPAIR & MAINTENANCE	0.00	1,573.46	39.34 %	333.00	4,000.00	2,426.54	210.00	3,861.19
09-2006	UTILITIES-ELECTRIC	178.73	533.92	6.51 %	683.00	8,200.00	7,666.08	997.86	6,104.22
09-2010	INSURANCE	0.00	0.00	0.00 %	417.00	5,000.00	5,000.00	0.00	4,573.67
09-2012	MISCELLANEOUS	381.18	501.49	33.43 %	125.00	1,500.00	998.51	238.88	1,457.54
09-2024	TRANSFER	0.00	0.00	0.00 %	0.00	0.00	0.00	0.00	0.00
09-2026	CAPITAL OUTLAY	0.00	0.00	0.00 %	333.00	4,000.00	4,000.00	0.00	1,964.00
09-2038	FUTURE CAPITAL	0.00	0.00	0.00 %	0.00	0.00	0.00	0.00	0.00
09-2060	UPKEEP	294.07	319.78	18.81 %	142.00	1,700.00	1,380.22	567.73	1,335.64
09-2061	BOOKS	586.22	1,639.94	10.41 %	1,312.00	15,750.00	14,110.06	1,212.98	10,435.05
09-2062	MAGAZINES	291.42	593.69	0.00 %	0.00	0.00	(593.69)	118.85	4,499.89
09-2070	GRANT EXPENSE	0.00	0.00	0.00 %	0.00	0.00	0.00	0.00	4,212.37
09-2090	N CASH RESERVE	0.00	0.00	0.00 %	0.00	0.00	0.00	0.00	0.00
09-2095	CITY SHARE FICA	288.34	556.90	12.66 %	367.00	4,400.00	3,843.10	585.55	3,898.25
09-2096	CITY SHARE MEDICARE	67.41	130.23	8.14 %	133.00	1,600.00	1,469.77	136.94	911.67
09-2097	CITY SHARE IRA	0.00	0.00	0.00 %	0.00	0.00	0.00	0.00	0.00
09-2098	CITY SHARE ROTH	0.00	0.00	0.00 %	0.00	0.00	0.00	0.00	0.00
TOTAL Expense		6,954.78	15,535.19	12.42 %	10,426.00	125,120.00	109,584.81	13,804.73	111,886.42
PROFIT / (LOSS) :		(6,868.25)	(5,057.16)		1.00	0.00	5,057.16	10,261.70	0.00

City of Gibbon

Account	Account Name	Fiscal Year 22 - 23			Budget			Fiscal Year 21 - 22	
		Current	Year To Date	%Used	Current	Total	Remaining	Year To Date	Total
Revenue									
STREET LIGHTS									
10-1001	PROPERTY TAX	0.00	0.00	0.00 %	0.00	0.00	0.00	0.00	0.00
10-1002	CONSUMERS 5%	0.00	0.00	0.00 %	0.00	0.00	0.00	0.00	0.00
10-1004	OTHER INCOME	0.00	0.00	0.00 %	0.00	0.00	0.00	0.00	0.00
10-1005	INTEREST	0.00	0.00	0.00 %	0.00	0.00	0.00	0.00	0.00
10-1006	NPPD	0.00	0.00	0.00 %	0.00	0.00	0.00	0.00	0.00
10-1007	TRANSFER	4,750.00	9,500.00	16.67 %	4,750.00	57,000.00	47,500.00	9,500.00	36,229.80
10-1010	STATE AID	0.00	0.00	0.00 %	0.00	0.00	0.00	0.00	0.00
TOTAL Revenue		4,750.00	9,500.00	16.67 %	4,750.00	57,000.00	47,500.00	9,500.00	36,229.80
Expense									
STREET LIGHTS									
10-2006	UTILITIES-ELECTRIC	2,017.21	4,034.42	10.09 %	3,333.00	40,000.00	35,965.58	5,612.61	27,736.40
10-2012	MISCELLANEOUS	0.00	0.00	0.00 %	167.00	2,000.00	2,000.00	0.00	0.00
10-2026	CAPITAL OUTLAY	0.00	0.00	0.00 %	1,250.00	15,000.00	15,000.00	0.00	8,493.40
TOTAL Expense		2,017.21	4,034.42	7.08 %	4,750.00	57,000.00	52,965.58	5,612.61	36,229.80
PROFIT / (LOSS) :		2,732.79	5,465.58		0.00	0.00	(5,465.58)	3,887.39	0.00

City of Gibbon

Account	Account Name	Fiscal Year 22 - 23			Budget			Fiscal Year 21 - 22	
		Current	Year To Date	%Used	Current	Total	Remaining	Year To Date	Total
Revenue									
HEALTH CENTER									
11-1005	INTEREST	0.00	0.00	0.00 %	0.00	0.00	0.00	0.00	0.00
11-1006	NPPD	0.00	0.00	0.00 %	0.00	0.00	0.00	0.00	0.00
11-1007	TRANSFER	0.00	0.00	0.00 %	0.00	0.00	0.00	0.00	0.00
11-1009	RENT	0.00	0.00	0.00 %	0.00	0.00	0.00	0.00	0.00
TOTAL Revenue		0.00	0.00	0.00 %	0.00	0.00	0.00	0.00	0.00
Expense									
HEALTH CENTER									
11-2004	SUPPLIES	0.00	0.00	0.00 %	0.00	0.00	0.00	0.00	0.00
11-2005	REPAIR & MAINTENANCE	0.00	0.00	0.00 %	0.00	0.00	0.00	0.00	0.00
11-2007	UTILITIES-SOURCE GAS	0.00	0.00	0.00 %	0.00	0.00	0.00	0.00	0.00
11-2010	INSURANCE	0.00	0.00	0.00 %	0.00	0.00	0.00	0.00	0.00
11-2024	TRANSFER	0.00	0.00	0.00 %	0.00	0.00	0.00	0.00	0.00
11-2026	CAPITAL OUTLAY	0.00	0.00	0.00 %	0.00	0.00	0.00	0.00	0.00
11-2093	H CENTER TAXES	0.00	0.00	0.00 %	0.00	0.00	0.00	0.00	0.00
TOTAL Expense		0.00	0.00	0.00 %	0.00	0.00	0.00	0.00	0.00
PROFIT / (LOSS) :		0.00	0.00		0.00	0.00	0.00	0.00	0.00

City of Gibbon

Account	Account Name	Fiscal Year 22 - 23			Budget			Fiscal Year 21 - 22	
		Current	Year To Date	%Used	Current	Total	Remaining	Year To Date	Total
Revenue									
SEWER FUND									
12-1001	PROPERTY TAX	0.00	0.00	0.00 %	0.00	0.00	0.00	0.00	0.00
12-1004	OTHER INCOME	0.00	0.00	0.00 %	0.00	0.00	0.00	1,615.00	1,615.00
12-1005	INTEREST	288.00	584.73	116.95 %	42.00	500.00	(84.73)	154.62	1,361.81
12-1006	NPPD	0.00	0.00	0.00 %	0.00	0.00	0.00	0.00	0.00
12-1007	TRANSFER	0.00	0.00	0.00 %	10,417.00	125,000.00	125,000.00	0.00	125,000.00
12-1032	COLLECTIONS	24,187.64	48,553.03	17.34 %	23,333.00	280,000.00	231,446.97	44,606.57	278,909.91
12-1052	LATE FEES & RECONNECT	322.50	705.00	14.10 %	417.00	5,000.00	4,295.00	802.50	4,410.00
12-1054	UTILITY DEPOSITS	0.00	0.00	0.00 %	0.00	0.00	0.00	0.00	0.00
TOTAL Revenue		24,798.14	49,842.76	12.14 %	34,209.00	410,500.00	360,657.24	47,178.69	411,296.72
Expense									
SEWER FUND									
12-2001	SALARIES	6,188.93	12,520.54	15.46 %	6,750.00	81,000.00	68,479.46	10,395.18	68,974.77
12-2002	EMPLOYEE INSURANCE	0.00	2,882.85	8.74 %	2,750.00	33,000.00	30,117.15	6,840.43	28,070.14
12-2003	EMPLOYEE IRS SIMPLE	0.00	0.00	0.00 %	0.00	0.00	0.00	0.00	0.00
12-2004	SUPPLIES	551.36	560.86	28.04 %	167.00	2,000.00	1,439.14	90.09	527.83
12-2005	REPAIR & MAINTENANCE	420.75	420.75	2.80 %	1,250.00	15,000.00	14,579.25	2,810.30	5,717.13
12-2006	UTILITIES-ELECTRIC	104.55	522.74	5.72 %	762.00	9,143.00	8,620.26	1,424.04	7,026.49
12-2007	UTILITIES-SOURCE GAS	55.34	55.34	6.46 %	71.00	857.00	801.66	26.29	424.25
12-2008	TELEPHONE	109.70	239.17	23.92 %	83.00	1,000.00	760.83	158.56	1,083.15
12-2009	PROFESSIONAL	0.00	1,638.00	0.00 %	0.00	0.00	(1,638.00)	0.00	1,630.62
12-2010	INSURANCE	0.00	157.27	3.15 %	417.00	5,000.00	4,842.73	0.00	5,697.25
12-2013	OFFICE SUPPLIES	0.00	0.00	0.00 %	8.00	100.00	100.00	0.00	0.00
12-2015	CHEMICAL & INSECT	0.00	0.00	0.00 %	33.00	400.00	400.00	0.00	0.00
12-2024	TRANSFER	0.00	0.00	0.00 %	4,167.00	50,000.00	50,000.00	0.00	175,000.00
12-2025	RE IMPROVEMENTS	0.00	0.00	0.00 %	0.00	0.00	0.00	1,376.40	1,376.40
12-2026	CAPITAL OUTLAY	0.00	0.00	0.00 %	2,083.00	25,000.00	25,000.00	0.00	3,816.67
12-2027	GAS & OIL	234.84	558.24	37.22 %	125.00	1,500.00	941.76	149.61	2,765.65
12-2046	CHEMICALS	0.00	0.00	0.00 %	125.00	1,500.00	1,500.00	0.00	0.00
12-2063	CLEAN SEWER/CULVERTS	0.00	0.00	0.00 %	2,083.00	25,000.00	25,000.00	0.00	12,093.95
12-2064	SEWER LINES	0.00	0.00	0.00 %	0.00	0.00	0.00	0.00	0.00
12-2065	CONSULTING	661.11	1,546.16	7.73 %	1,667.00	20,000.00	18,453.84	1,739.17	7,108.12
12-2066	CONTRACTOR COSTS	8,680.00	8,680.00	17.36 %	4,167.00	50,000.00	41,320.00	0.00	0.00
12-2067	B & 1940 PAYMENT	0.00	0.00	0.00 %	10,417.00	125,000.00	125,000.00	0.00	0.00
12-2095	CITY SHARE FICA	383.73	776.30	15.23 %	425.00	5,097.00	4,320.70	644.52	4,276.56
12-2096	CITY SHARE MEDICARE	89.74	181.56	13.93 %	109.00	1,303.00	1,121.44	150.76	1,000.21
12-2097	CITY SHARE IRA	164.03	331.72	13.16 %	210.00	2,520.00	2,188.28	292.95	1,732.52
12-2098	CITY SHARE ROTH	109.35	221.14	13.16 %	140.00	1,680.00	1,458.86	195.34	1,212.54
TOTAL Expense		17,753.43	31,292.64	6.86 %	38,009.00	456,100.00	424,807.36	26,293.64	329,534.25
PROFIT / (LOSS) :		7,044.71	18,550.12		(3,800.00)	(45,600.00)	(64,150.12)	20,885.05	81,762.47

City of Gibbon

Account	Account Name	Fiscal Year 22 - 23			Budget			Fiscal Year 21 - 22	
		Current	Year To Date	%Used	Current	Total	Remaining	Year To Date	Total
Revenue									
GARBAGE FUND									
13-1004	OTHER INCOME	0.00	0.00	0.00 %	0.00	0.00	0.00	0.00	0.00
13-1005	INTEREST	0.00	0.00	0.00 %	0.00	0.00	0.00	0.00	0.00
13-1007	TRANSFER	172.55	345.10	16.67 %	173.00	2,070.58	1,725.48	1,126.04	4,189.59
13-1033	RECEIPTS	9,266.00	18,630.00	18.09 %	8,583.00	103,000.00	84,370.00	17,199.00	103,755.50
13-1034	FEDERAL/STATE GRANTS	0.00	0.00	0.00 %	0.00	0.00	0.00	0.00	1,999.08
13-1035	LANDFILL/GRASS	0.00	0.00	0.00 %	125.00	1,500.00	1,500.00	0.00	1,495.00
TOTAL Revenue		9,438.55	18,975.10	17.81 %	8,881.00	106,570.58	87,595.48	18,325.04	111,439.17
Expense									
GARBAGE FUND									
13-2010	INSURANCE	0.00	0.00	0.00 %	0.00	0.00	0.00	0.00	0.00
13-2068	GARBAGE SERVICE	9,246.80	18,242.40	17.37 %	8,750.00	105,000.00	86,757.60	17,593.70	106,557.40
13-2069	LANDFILL	1,542.82	1,807.82	22.60 %	667.00	8,000.00	6,192.18	1,767.67	4,881.77
13-2070	GRANT EXPENSE	0.00	0.00	0.00 %	0.00	0.00	0.00	0.00	0.00
TOTAL Expense		10,789.62	20,050.22	17.74 %	9,417.00	113,000.00	92,949.78	19,361.37	111,439.17
PROFIT / (LOSS) :		(1,351.07)	(1,075.12)		(536.00)	(6,429.42)	(5,354.30)	(1,036.33)	0.00

City of Gibbon

Account	Account Name	Fiscal Year 22 - 23			Budget			Fiscal Year 21 - 22	
		Current	Year To Date	%Used	Current	Total	Remaining	Year To Date	Total
Revenue									
WATER FUND									
14-1001	PROPERTY TAX	0.00	0.00	0.00 %	0.00	0.00	0.00	0.00	0.00
14-1004	OTHER INCOME	2,548.28	2,673.27	133.66 %	167.00	2,000.00	(673.27)	662.07	10,416.42
14-1005	INTEREST	95.21	181.26	60.42 %	25.00	300.00	118.74	75.49	715.01
14-1006	NPPD	0.00	0.00	0.00 %	0.00	0.00	0.00	0.00	0.00
14-1007	TRANSFER	0.00	0.00	0.00 %	0.00	0.00	0.00	0.00	0.00
14-1013	LOCAL SALES TAX	0.00	0.00	0.00 %	0.00	0.00	0.00	0.00	0.00
14-1032	COLLECTIONS	26,465.11	59,280.03	16.94 %	29,167.00	350,000.00	290,719.97	57,764.19	367,145.53
14-1034	FEDERAL/STATE GRANTS	0.00	18,000.00	0.00 %	0.00	0.00	(18,000.00)	0.00	0.00
14-1037	WARRANTS/LOAN	0.00	0.00	0.00 %	0.00	0.00	0.00	0.00	0.00
14-1038	HOOKUPS/TAPPING	0.00	0.00	0.00 %	21.00	250.00	250.00	0.00	0.00
14-1052	LATE FEES & RECONNECT	322.50	690.00	15.33 %	375.00	4,500.00	3,810.00	652.50	4,140.00
14-1054	UTILITY DEPOSITS	0.00	0.00	0.00 %	0.00	0.00	0.00	0.00	0.00
TOTAL Revenue		29,431.10	80,824.56	22.64 %	29,755.00	357,050.00	276,225.44	59,154.25	382,416.96
Expense									
WATER FUND									
14-2001	SALARIES	8,322.02	16,681.02	15.45 %	9,000.00	108,000.00	91,318.98	14,964.93	86,905.55
14-2002	EMPLOYEE INSURANCE	0.00	3,627.39	8.85 %	3,417.00	41,000.00	37,372.61	9,528.31	37,391.17
14-2003	EMPLOYEE IRS SIMPLE	0.00	0.00	0.00 %	0.00	0.00	0.00	0.00	0.00
14-2004	SUPPLIES	649.31	1,302.07	3.72 %	2,917.00	35,000.00	33,697.93	290.35	8,301.51
14-2005	REPAIR & MAINTENANCE	2,018.18	3,495.75	6.99 %	4,167.00	50,000.00	46,504.25	2,900.87	40,231.75
14-2006	UTILITIES-ELECTRIC	1,282.30	5,247.70	20.18 %	2,167.00	26,000.00	20,752.30	6,800.89	30,751.67
14-2007	UTILITIES-SOURCE GAS	55.81	55.81	2.79 %	167.00	2,000.00	1,944.19	59.55	493.48
14-2008	TELEPHONE	125.74	271.24	27.12 %	83.00	1,000.00	728.76	190.64	1,275.58
14-2009	PROFESSIONAL	1,170.15	2,808.15	80.23 %	292.00	3,500.00	691.85	517.50	2,933.35
14-2010	INSURANCE	0.00	0.00	0.00 %	1,000.00	12,000.00	12,000.00	182.79	13,862.46
14-2012	MISCELLANEOUS	(356.91)	(547.12)	-54.71 %	83.00	1,000.00	1,547.12	416.97	(523.58)
14-2013	OFFICE SUPPLIES	0.00	0.00	0.00 %	42.00	500.00	500.00	0.00	0.00
14-2024	TRANSFER	0.00	0.00	0.00 %	2,667.00	32,000.00	32,000.00	0.00	30,000.00
14-2025	RE IMPROVEMENTS	0.00	0.00	0.00 %	0.00	0.00	0.00	1,376.40	1,376.40
14-2026	CAPITAL OUTLAY	4,511.11	4,511.11	9.02 %	4,167.00	50,000.00	45,488.89	42,236.25	47,717.91
14-2027	GAS & OIL	234.84	653.11	32.66 %	167.00	2,000.00	1,346.89	177.81	2,938.55
14-2065	CONSULTING	0.00	458.00	1.83 %	2,083.00	25,000.00	24,542.00	1,235.16	7,121.60
14-2071	EQUIPMENT	1,949.94	1,949.94	39.00 %	417.00	5,000.00	3,050.06	1,949.94	1,949.94
14-2072	TESTS & CHLORINE	9.55	143.10	2.38 %	500.00	6,000.00	5,856.90	559.95	2,272.52
14-2073	REFUND	0.00	0.00	0.00 %	0.00	0.00	0.00	0.00	0.00
14-2074	WATER LINES	0.00	0.00	0.00 %	1,250.00	15,000.00	15,000.00	0.00	1,071.00
14-2075	WELLS	0.00	0.00	0.00 %	833.00	10,000.00	10,000.00	0.00	288.00
14-2076	PEOPLE SERVICE	0.00	0.00	0.00 %	0.00	0.00	0.00	0.00	0.00
14-2079	REFUNDS	0.00	0.00	0.00 %	0.00	0.00	0.00	0.00	0.00
14-2095	CITY SHARE FICA	515.97	1,034.23	16.37 %	526.00	6,316.00	5,281.77	927.85	5,388.28
14-2096	CITY SHARE MEDICARE	120.67	241.89	11.08 %	182.00	2,184.00	1,942.11	217.01	1,260.15
14-2097	CITY SHARE IRA	222.29	448.43	13.53 %	276.00	3,315.00	2,866.57	420.59	2,218.65
14-2098	CITY SHARE ROTH	148.18	298.92	14.34 %	174.00	2,085.00	1,786.08	280.46	1,561.80
TOTAL Expense		20,979.15	42,680.74	9.72 %	36,577.00	438,900.00	396,219.26	85,234.22	326,787.74

City of Gibbon

Account	Account Name	Fiscal Year 22 - 23			Budget			Fiscal Year 21 - 22	
		Current	Year To Date	%Used	Current	Total	Remaining	Year To Date	Total
PROFIT / (LOSS) :		8,451.95	38,143.82		(6,822.00)	(81,850.00)	(119,993.82)	(26,079.97)	55,629.22

City of Gibbon

Account	Account Name	Fiscal Year 22 - 23			Budget			Fiscal Year 21 - 22	
		Current	Year To Date	%Used	Current	Total	Remaining	Year To Date	Total
Revenue									
SPECIAL SEWER									
15-1001	PROPERTY TAX	0.00	0.00	0.00 %	0.00	0.00	0.00	0.00	0.00
15-1004	OTHER INCOME	0.00	0.00	0.00 %	83.00	1,000.00	1,000.00	30.00	1,730.00
15-1005	INTEREST	444.29	875.70	109.46 %	67.00	800.00	(75.70)	301.61	3,960.52
15-1007	TRANSFER	0.00	0.00	0.00 %	0.00	0.00	0.00	0.00	50,000.00
15-1026	INT & PRIN INDUSTRIES	6,900.00	10,350.00	25.00 %	3,450.00	41,400.00	31,050.00	77,962.00	251,136.00
15-1028	REIMBURSEMENT	0.00	0.00	0.00 %	0.00	0.00	0.00	0.00	0.00
15-1032	COLLECTIONS	0.00	0.00	0.00 %	4,167.00	50,000.00	50,000.00	0.00	0.00
15-1039	COLLECTIONS-AM FOODS	173,372.00	260,058.00	22.47 %	96,446.00	1,157,346.00	897,288.00	151,042.00	1,037,598.00
15-1040	COLLECTIONS--DARLING	0.00	22,573.11	7.52 %	25,000.00	300,000.00	277,426.89	52,880.66	314,723.07
TOTAL Revenue		180,716.29	293,856.81	18.95 %	129,213.00	1,550,546.00	1,256,689.19	282,216.27	1,659,147.59

Expense									
SPECIAL SEWER									
15-2001	SALARIES	8,575.69	17,188.67	14.09 %	10,167.00	122,000.00	104,811.33	12,559.17	108,868.27
15-2002	EMPLOYEE INSURANCE	0.00	3,359.20	7.46 %	3,750.00	45,000.00	41,640.80	7,229.10	37,833.88
15-2003	EMPLOYEE IRS SIMPLE	0.00	0.00	0.00 %	0.00	0.00	0.00	0.00	0.00
15-2004	SUPPLIES	2,594.59	3,056.98	10.19 %	2,500.00	30,000.00	26,943.02	461.11	23,021.32
15-2005	REPAIR & MAINTENANCE	5,289.41	5,329.53	2.66 %	16,667.00	200,000.00	194,670.47	11,769.36	46,141.09
15-2006	UTILITIES-ELECTRIC	22,153.51	41,091.34	10.96 %	31,250.00	375,000.00	333,908.66	40,354.68	222,360.87
15-2007	UTILITIES-SOURCE GAS	55.33	55.33	1.84 %	250.00	3,000.00	2,944.67	117.02	2,132.86
15-2008	TELEPHONE	352.18	724.13	10.34 %	583.00	7,000.00	6,275.87	688.20	4,254.23
15-2009	PROFESSIONAL	515.00	4,153.00	83.06 %	417.00	5,000.00	847.00	150.00	4,618.37
15-2010	INSURANCE	0.00	0.00	0.00 %	2,000.00	24,000.00	24,000.00	0.00	25,257.97
15-2012	MISCELLANEOUS	0.00	0.00	0.00 %	167.00	2,000.00	2,000.00	0.00	3.33
15-2024	TRANSFER	0.00	0.00	0.00 %	15,950.00	191,400.00	191,400.00	0.00	323,194.00
15-2025	RE IMPROVEMENTS	0.00	0.00	0.00 %	0.00	0.00	0.00	1,376.40	1,376.40
15-2026	CAPITAL OUTLAY	0.00	0.00	0.00 %	20,833.00	250,000.00	250,000.00	154,969.37	256,765.97
15-2027	GAS & OIL	234.84	558.24	11.16 %	417.00	5,000.00	4,441.76	881.45	3,980.64
15-2065	CONSULTING	0.00	1,461.56	3.65 %	3,333.00	40,000.00	38,538.44	3,053.96	19,706.93
15-2076	PEOPLE SERVICE	0.00	0.00	0.00 %	0.00	0.00	0.00	0.00	0.00
15-2077	TESTS	4,415.00	9,915.00	13.22 %	6,250.00	75,000.00	65,085.00	8,920.00	53,867.50
15-2078	LAGOON CLEANING	0.00	0.00	0.00 %	1,667.00	20,000.00	20,000.00	0.00	1,197.24
15-2080	FUTURE CO RESER	0.00	0.00	0.00 %	0.00	0.00	0.00	0.00	0.00
15-2095	CITY SHARE FICA	531.65	1,065.64	13.35 %	665.00	7,980.00	6,914.36	778.68	6,749.94
15-2096	CITY SHARE MEDICARE	124.36	249.25	16.40 %	127.00	1,520.00	1,270.75	182.04	1,578.57
15-2097	CITY SHARE IRA	229.88	463.57	14.95 %	258.00	3,100.00	2,636.43	313.87	2,465.52
15-2098	CITY SHARE ROTH	153.31	309.17	9.97 %	258.00	3,100.00	2,790.83	209.17	1,704.08
TOTAL Expense		45,224.75	88,980.61	6.31 %	117,509.00	1,410,100.00	1,321,119.39	244,013.58	1,147,078.98

PROFIT / (LOSS) :

	135,491.54	204,876.20		11,704.00	140,446.00	(64,430.20)	38,202.69	512,068.61
--	-------------------	-------------------	--	------------------	-------------------	--------------------	------------------	-------------------

City of Gibbon

Account	Account Name	Fiscal Year 22 - 23			Budget			Fiscal Year 21 - 22	
		Current	Year To Date	%Used	Current	Total	Remaining	Year To Date	Total
Revenue									
BOND & INTEREST									
16-1001	PROPERTY TAX	204.27	3,547.85	0.00 %	0.00	0.00	(3,547.85)	0.00	157,696.97
16-1002	CONSUMERS 5%	0.00	0.00	0.00 %	0.00	0.00	0.00	0.00	13,327.86
16-1004	OTHER INCOME	0.00	0.00	0.00 %	0.00	0.00	0.00	0.00	0.00
16-1005	INTEREST	0.00	0.00	0.00 %	0.00	0.00	0.00	0.00	0.00
16-1007	TRANSFER	26,250.00	52,500.00	9.75 %	44,867.00	538,400.00	485,900.00	41,666.66	494,959.70
16-1012	MOTOR VEHICLE TAX	0.00	0.00	0.00 %	0.00	0.00	0.00	0.00	0.00
16-1014	PRO RATE	0.00	0.00	0.00 %	0.00	0.00	0.00	0.00	148.68
16-1016	STREET ASSESSMENT	0.00	0.00	0.00 %	0.00	0.00	0.00	0.00	71,634.34
16-1041	PAVING ASSESSMENT	0.00	0.00	0.00 %	6,250.00	75,000.00	75,000.00	0.00	0.00
16-1043	SEWER	0.00	0.00	0.00 %	0.00	0.00	0.00	0.00	0.00
16-1044	STREET PROJECT	0.00	0.00	0.00 %	0.00	0.00	0.00	0.00	0.00
16-1045	BOND PROCEEDS	0.00	0.00	0.00 %	0.00	0.00	0.00	0.00	0.00
16-1046	LOAN PAYMENTS CITY	0.00	0.00	0.00 %	0.00	0.00	0.00	0.00	0.00
16-1047	TRANSFER INDUSTRIES	0.00	0.00	0.00 %	0.00	0.00	0.00	0.00	0.00
16-1057	POOL BONDS	0.00	0.00	0.00 %	0.00	0.00	0.00	0.00	0.00
TOTAL Revenue		26,454.27	56,047.85	9.14 %	51,117.00	613,400.00	557,352.15	41,666.66	737,767.55
Expense									
BOND & INTEREST									
16-2079	REFUNDS	0.00	0.00	0.00 %	0.00	0.00	0.00	0.00	0.00
16-2081	BOND INTEREST	16,027.50	128,081.25	26.19 %	40,760.00	489,117.75	361,036.50	40,770.00	329,765.06
16-2087	WATER PROJECT	0.00	0.00	0.00 %	0.00	0.00	0.00	0.00	0.00
16-2088	OTHER COSTS-AMERITUS	200.00	600.00	8.00 %	625.00	7,500.00	6,900.00	5,020.00	7,770.00
16-2089	FUTURE BONDS	0.00	0.00	0.00 %	0.00	0.00	0.00	0.00	0.00
16-2092	POOL PROJECT	0.00	0.00	0.00 %	0.00	0.00	0.00	0.00	0.00
16-2094	SRF LOAN	0.00	0.00	0.00 %	0.00	0.00	0.00	0.00	0.00
TOTAL Expense		16,227.50	128,681.25	25.91 %	41,385.00	496,617.75	367,936.50	45,790.00	337,535.06
PROFIT / (LOSS) :		10,226.77	(72,633.40)		9,732.00	116,782.25	189,415.65	(4,123.34)	400,232.49

City of Gibbon

Account	Account Name	Fiscal Year 22 - 23			Budget			Fiscal Year 21 - 22	
		Current	Year To Date	%Used	Current	Total	Remaining	Year To Date	Total
Revenue									
RE IMPROVEMENT FUND									
17-1005	INTEREST	90.33	180.49	0.00 %	0.00	0.00	(180.49)	198.09	1,845.27
17-1007	TRANSFER	8,333.33	16,666.66	0.00 %	0.00	0.00	(16,666.66)	16,666.66	91,666.63
17-1010	STATE AID	0.00	0.00	0.00 %	0.00	0.00	0.00	0.00	0.00
17-1013	LOCAL SALES TAX	0.00	0.00	0.00 %	0.00	0.00	0.00	0.00	0.00
17-1034	FEDERAL/STATE GRANTS	0.00	0.00	0.00 %	0.00	0.00	0.00	0.00	0.00
17-1051	MUNICIPAL EQUAL FUND	0.00	0.00	0.00 %	0.00	0.00	0.00	0.00	0.00
TOTAL Revenue		8,423.66	16,847.15	0.00 %	0.00	0.00	(16,847.15)	16,864.75	93,511.90
Expense									
RE IMPROVEMENT FUND									
17-2009	PROFESSIONAL	0.00	0.00	0.00 %	0.00	0.00	0.00	0.00	3,741.15
17-2024	TRANSFER	0.00	0.00	0.00 %	0.00	0.00	0.00	0.00	0.00
17-2025	RE IMPROVEMENTS	7,561.28	7,561.28	0.00 %	0.00	0.00	(7,561.28)	10,870.00	14,705.00
17-2026	CAPITAL OUTLAY	0.00	0.00	0.00 %	0.00	0.00	0.00	0.00	247,800.95
17-2070	GRANT EXPENSE	0.00	0.00	0.00 %	0.00	0.00	0.00	0.00	0.00
TOTAL Expense		7,561.28	7,561.28	0.00 %	0.00	0.00	(7,561.28)	10,870.00	266,247.10
PROFIT / (LOSS) :		862.38	9,285.87		0.00	0.00	(9,285.87)	5,994.75	(172,735.20)

City of Gibbon

Account	Account Name	Fiscal Year 22 - 23			Budget			Fiscal Year 21 - 22	
		Current	Year To Date	%Used	Current	Total	Remaining	Year To Date	Total
Revenue									
Golf Course									
18-1001	PROPERTY TAX	0.00	0.00	0.00 %	0.00	0.00	0.00	0.00	0.00
18-1002	CONSUMERS 5%	0.00	0.00	0.00 %	0.00	0.00	0.00	0.00	0.00
18-1004	OTHER INCOME	0.00	0.00	0.00 %	1,250.00	15,000.00	15,000.00	999.37	43,996.66
18-1005	INTEREST	0.00	0.00	0.00 %	0.00	0.00	0.00	0.00	0.00
18-1006	NPPD	0.00	0.00	0.00 %	0.00	0.00	0.00	0.00	0.00
18-1007	TRANSFER	11,793.88	23,587.76	16.67 %	11,794.00	141,526.51	117,938.75	14,133.34	72,479.15
18-1008	DONATIONS	0.00	0.00	0.00 %	0.00	0.00	0.00	0.00	0.00
18-1009	RENT	0.00	0.00	0.00 %	0.00	0.00	0.00	0.00	0.00
18-1010	STATE AID	0.00	0.00	0.00 %	0.00	0.00	0.00	0.00	0.00
18-1013	LOCAL SALES TAX	0.00	0.00	0.00 %	0.00	0.00	0.00	0.00	0.00
18-1014	PRO RATE	0.00	0.00	0.00 %	0.00	0.00	0.00	0.00	0.00
18-1017	STREET ASSESSMENT PRICIPAL	0.00	19.91	0.00 %	0.00	0.00	(19.91)	108.28	826.49
18-1032	COLLECTIONS	0.00	0.00	0.00 %	2,917.00	35,000.00	35,000.00	0.00	250.00
18-1051	MUNICIPAL EQUAL FUND	0.00	0.00	0.00 %	0.00	0.00	0.00	0.00	0.00
18-1052	LATE FEES & RECONNECT	0.00	0.00	0.00 %	0.00	0.00	0.00	0.00	0.00
18-1058	Golf Liquor	0.00	382.00	0.96 %	3,333.00	40,000.00	39,618.00	1,891.21	49,161.22
18-1059	Golf Food	0.00	97.52	0.98 %	833.00	10,000.00	9,902.48	825.54	19,965.19
18-1060	Golf Green Fee	0.00	747.87	2.72 %	2,292.00	27,500.00	26,752.13	1,629.37	46,234.81
18-1061	Golf Cart Fee	0.00	522.27	1.90 %	2,292.00	27,500.00	26,977.73	1,007.65	34,935.48
TOTAL Revenue		11,793.88	25,357.33	8.55 %	24,711.00	296,526.51	271,169.18	20,594.76	267,849.00

Expense									
Golf Course									
18-2001	SALARIES	1,240.86	4,940.07	8.67 %	4,750.00	57,000.00	52,059.93	4,772.77	61,530.15
18-2002	EMPLOYEE INSURANCE	0.00	371.40	3.71 %	833.00	10,000.00	9,628.60	294.10	7,043.50
18-2003	EMPLOYEE IRS SIMPLE	0.00	0.00	0.00 %	0.00	0.00	0.00	0.00	0.00
18-2004	SUPPLIES	141.04	321.04	1.28 %	2,083.00	25,000.00	24,678.96	829.87	6,028.44
18-2005	REPAIR & MAINTENANCE	0.00	1,486.89	12.39 %	1,000.00	12,000.00	10,513.11	617.55	8,762.02
18-2006	UTILITIES-ELECTRIC	3,737.83	4,293.18	39.03 %	917.00	11,000.00	6,706.82	2,586.01	11,299.89
18-2007	UTILITIES-SOURCE GAS	0.00	0.00	0.00 %	83.00	1,000.00	1,000.00	0.00	0.00
18-2008	TELEPHONE	140.20	280.40	23.37 %	100.00	1,200.00	919.60	212.37	1,579.40
18-2009	PROFESSIONAL	0.00	14,057.14	15.62 %	7,500.00	90,000.00	75,942.86	21,063.50	66,315.36
18-2010	INSURANCE	0.00	0.00	0.00 %	542.00	6,500.00	6,500.00	0.00	6,220.72
18-2011	PRINTING & PUBLICATION	0.00	70.00	7.00 %	83.00	1,000.00	930.00	0.00	90.67
18-2012	MISCELLANEOUS	98.60	197.20	3.94 %	417.00	5,000.00	4,802.80	187.20	12,673.00
18-2013	OFFICE SUPPLIES	0.00	0.00	0.00 %	0.00	0.00	0.00	0.00	12.49
18-2015	CHEMICAL & INSECT	0.00	5,076.95	507.70 %	83.00	1,000.00	(4,076.95)	200.00	4,240.00
18-2016	MISC. SUPPLIES	39.00	152.89	0.00 %	0.00	0.00	(152.89)	232.63	1,308.27
18-2021	LABOR & MACHINE	0.00	0.00	0.00 %	0.00	0.00	0.00	0.00	0.00
18-2022	TRAVEL & CONF. MILE	0.00	0.00	0.00 %	0.00	0.00	0.00	0.00	0.00
18-2023	OFFICE EQUIPMENT	0.00	0.00	0.00 %	0.00	0.00	0.00	0.00	0.00
18-2024	TRANSFER	0.00	0.00	0.00 %	0.00	0.00	0.00	0.00	0.00
18-2025	RE IMPROVEMENTS	0.00	0.00	0.00 %	0.00	0.00	0.00	7,109.75	7,109.75
18-2026	CAPITAL OUTLAY	0.00	0.00	0.00 %	2,500.00	30,000.00	30,000.00	0.00	19,521.91
18-2027	GAS & OIL	0.00	941.20	18.82 %	417.00	5,000.00	4,058.80	747.43	6,232.72
18-2045	MERCHANDISE FOR RESALE	0.00	0.00	0.00 %	83.00	1,000.00	1,000.00	975.16	1,424.35
18-2083	Liquor Purchased	0.00	(3,670.72)	-14.68 %	2,083.00	25,000.00	28,670.72	(2,334.55)	20,447.37

City of Gibbon

Account	Account Name	Fiscal Year 22 - 23			Budget			Fiscal Year 21 - 22	
		Current	Year To Date	%Used	Current	Total	Remaining	Year To Date	Total
Expense (Continued)									
Golf Course									
18-2084	FOOD PURCHASE	0.00	34.89	0.27 %	1,083.00	13,000.00	12,965.11	2,917.18	16,656.79
18-2095	CITY SHARE FICA	76.93	306.27	8.84 %	289.00	3,464.00	3,157.73	295.95	3,814.96
18-2096	CITY SHARE MEDICARE	17.99	71.63	6.31 %	95.00	1,136.00	1,064.37	69.22	892.05
18-2097	CITY SHARE IRA	34.97	70.79	10.86 %	54.00	652.00	581.21	14.44	462.10
18-2098	CITY SHARE ROTH	23.31	47.18	10.53 %	37.00	448.00	400.82	9.60	309.60
TOTAL Expense		5,550.73	29,048.40	9.67 %	25,032.00	300,400.00	271,351.60	40,800.18	263,975.51

PROFIT / (LOSS) :	6,243.15	(3,691.07)	(321.00)	(3,873.49)	(182.42)	(20,205.42)	3,873.49
--------------------------	-----------------	-------------------	-----------------	-------------------	-----------------	--------------------	-----------------

Revenue									
TIF									
19-1001	PROPERTY TAX	0.00	0.00	0.00 %	0.00	0.00	0.00	0.00	18,237.52
19-1005	INTEREST	3.74	7.62	38.10 %	2.00	20.00	12.38	4.25	27.26
19-1071	TIF RECEIPTS	0.00	0.00	0.00 %	2,500.00	30,000.00	30,000.00	0.00	0.00
TOTAL Revenue		3.74	7.62	0.03 %	2,502.00	30,020.00	30,012.38	4.25	18,264.78

Expense									
TIF									
19-2012	MISCELLANEOUS	0.00	0.00	0.00 %	0.00	0.00	0.00	6,237.80	20,223.26
19-2026	CAPITAL OUTLAY	0.00	0.00	0.00 %	3,085.00	37,024.97	37,024.97	0.00	0.00
19-2039	TIF DEVELOPER PAYMENTS	0.00	0.00	0.00 %	0.00	0.00	0.00	0.00	0.00
19-2040	SPECIAL PROJECTS	0.00	0.00	0.00 %	0.00	0.00	0.00	0.00	0.00
TOTAL Expense		0.00	0.00	0.00 %	3,085.00	37,024.97	37,024.97	6,237.80	20,223.26

PROFIT / (LOSS) :	3.74	7.62	(583.00)	(7,004.97)	(7,012.59)	(6,233.55)	(1,958.48)
--------------------------	-------------	-------------	-----------------	-------------------	-------------------	-------------------	-------------------

City of Gibbon

Account	Account Name	Fiscal Year 22 - 23			Budget			Fiscal Year 21 - 22	
		Current	Year To Date	%Used	Current	Total	Remaining	Year To Date	Total
Revenue									
KENO									
20-1005	INTEREST	36.98	75.02	0.00 %	0.00	0.00	(75.02)	29.33	321.09
20-1080	KENO RECEIPTS	5,427.56	8,985.96	22.46 %	3,333.00	40,000.00	31,014.04	6,984.73	42,843.28
TOTAL Revenue		5,464.54	9,060.98	22.65 %	3,333.00	40,000.00	30,939.02	7,014.06	43,164.37
Expense									
KENO									
20-2012	MISCELLANEOUS	0.00	2,767.00	23.06 %	1,000.00	12,000.00	9,233.00	2,990.00	11,765.00
20-2026	CAPITAL OUTLAY	0.00	0.00	0.00 %	6,668.00	80,021.43	80,021.43	0.00	0.00
TOTAL Expense		0.00	2,767.00	3.01 %	7,668.00	92,021.43	89,254.43	2,990.00	11,765.00
PROFIT / (LOSS) :		5,464.54	6,293.98		(4,335.00)	(52,021.43)	(58,315.41)	4,024.06	31,399.37
Revenue									
FIRE/CITY HALL CONST									
21-1004	OTHER INCOME	0.00	0.00	0.00 %	4,167.00	50,000.00	50,000.00	0.00	0.00
21-1005	INTEREST	812.12	1,655.00	0.00 %	0.00	0.00	(1,655.00)	392.99	8,493.65
21-1045	BOND PROCEEDS	0.00	0.00	0.00 %	0.00	0.00	0.00	2,004,678.50	2,461,773.50
TOTAL Revenue		812.12	1,655.00	3.31 %	4,167.00	50,000.00	48,345.00	2,005,071.49	2,470,267.15
Expense									
FIRE/CITY HALL CONST									
21-2012	MISCELLANEOUS	0.00	0.00	0.00 %	0.00	0.00	0.00	0.00	24,254.62
21-2026	CAPITAL OUTLAY	0.00	0.00	0.00 %	170,361.00	2,044,334.03	2,044,334.03	0.00	250,000.00
21-2065	CONSULTING	0.00	0.00	0.00 %	0.00	0.00	0.00	14,025.00	16,117.81
21-2066	CONTRACTOR COSTS	0.00	0.00	0.00 %	0.00	0.00	0.00	49,420.00	49,420.00
TOTAL Expense		0.00	0.00	0.00 %	170,361.00	2,044,334.03	2,044,334.03	63,445.00	339,792.43
PROFIT / (LOSS) :		812.12	1,655.00		(166,194.00)	(1,994,334.03)	(1,995,989.03)	1,941,626.49	2,130,474.72

City of Gibbon

Account	Account Name	Fiscal Year 22 - 23			Budget			Fiscal Year 21 - 22	
		Current	Year To Date	%Used	Current	Total	Remaining	Year To Date	Total
Revenue									
AMERICAN RESCUE FUND									
22-1005	INTEREST	0.00	0.00	0.00 %	0.00	0.00	0.00	14.99	39.64
22-1034	FEDERAL/STATE GRANTS	100,000.00	100,000.00	0.00 %	0.00	0.00	(100,000.00)	0.00	290,395.05
TOTAL Revenue		100,000.00	100,000.00	0.00 %	0.00	0.00	(100,000.00)	14.99	290,434.69
Expense									
AMERICAN RESCUE FUND									
22-2009	PROFESSIONAL	0.00	2,814.34	1.21 %	19,439.00	233,264.21	230,449.87	0.00	30,317.79
22-2026	CAPITAL OUTLAY	8,983.15	12,350.90	11.46 %	8,979.00	107,744.00	95,393.10	0.00	17,423.82
TOTAL Expense		8,983.15	15,165.24	4.45 %	28,418.00	341,008.21	325,842.97	0.00	47,741.61
PROFIT / (LOSS) :		91,016.85	84,834.76		(28,418.00)	(341,008.21)	(425,842.97)	14.99	242,693.08
Revenue									
23-1001	PROPERTY TAX	0.00	0.00	0.00 %	0.00	0.00	0.00	0.00	0.00
23-1005	INTEREST	0.00	0.00	0.00 %	2.00	20.00	20.00	0.00	0.00
23-1071	TIF RECEIPTS	0.00	0.00	0.00 %	2,500.00	30,000.00	30,000.00	0.00	0.00
TOTAL Revenue		0.00	0.00	0.00 %	2,502.00	30,020.00	30,020.00	0.00	0.00
Expense									
23-2012	MISCELLANEOUS	0.00	0.00	0.00 %	0.00	0.00	0.00	0.00	0.00
23-2026	CAPITAL OUTLAY	0.00	0.00	0.00 %	2,502.00	30,020.00	30,020.00	0.00	0.00
TOTAL Expense		0.00	0.00	0.00 %	2,502.00	30,020.00	30,020.00	0.00	0.00
PROFIT / (LOSS) :		0.00	0.00		0.00	0.00	0.00	0.00	0.00

City of Gibbon

Account	Account Name	Fiscal Year 22 - 23			Budget			Fiscal Year 21 - 22	
		Current	Year To Date	%Used	Current	Total	Remaining	Year To Date	Total

Date Range : 11/1/2022 To 11/30/2022
Report is for 00-0000 through ZZ-ZZZZ.
Only Active accounts are included.
Report order = Fund
Transaction Source Code = Include All

CITY OF GIBBON
Detailed Sales Tax Receipts for Fiscal Year 22-23

Month & Year	Non Motor Vehicle Sales & Use Tax	Motor Vehicle Sales Tax	Total Sales & Use Tax	Consumer's Use Tax	Current Month's Refund	Administrative Fee 3%	Net Sales & Use Tax	1/2 % Sales Tax Increase
Balance Forward							\$ -	\$ 200,332.32
Oct-22	\$ 32,661.80	\$ 8,035.32	\$ 40,697.12	\$ 7,107.78	\$ -	\$ (1,434.15)	\$ 46,370.75	\$ 14,993.21
Nov-22	\$ 32,390.93	\$ 9,976.05	\$ 42,366.98	\$ 7,547.03		\$ (1,497.42)	\$ 48,416.59	\$ 15,654.70
Dec-22	\$ -						\$ -	\$ -
Jan-23	\$ -						\$ -	\$ -
Feb-23	\$ -						\$ -	\$ -
Mar-23	\$ -						\$ -	\$ -
Apr-23	\$ -						\$ -	\$ -
May-23	\$ -						\$ -	\$ -
Jun-23	\$ -						\$ -	\$ -
Jul-23	\$ -						\$ -	\$ -
Aug-23	\$ -						\$ -	\$ -
Sep-23	\$ -						\$ -	\$ -
	\$ 65,052.73	\$ 18,011.37	\$ 83,064.10	\$ 14,654.81	\$ -	\$ (2,931.57)	\$ 94,787.34	\$ 30,647.91
							Grand Total	\$ 230,980.23

Gibbon Vol. Fire & Rescue

Incident Type Report (Summary)

Alarm Date Between {09/01/2022} And {09/30/2022}

Incident Type	Count	Pct of Incidents	Total Est Loss	Pct of Losses
1 Fire				
143 Grass fire	1	5.88%	\$0	0.00%
	<u>1</u>	<u>5.88%</u>	<u>\$0</u>	<u>0.00%</u>
3 Rescue & Emergency Medical Service Incident				
300 Rescue, EMS incident, other	12	70.58%	\$0	0.00%
322 Motor vehicle accident with injuries	3	17.64%	\$0	0.00%
	<u>15</u>	<u>88.23%</u>	<u>\$0</u>	<u>0.00%</u>
7 False Alarm & False Call				
743 Smoke detector activation, no fire -	1	5.88%	\$0	0.00%
	<u>1</u>	<u>5.88%</u>	<u>\$0</u>	<u>0.00%</u>
Total Incident Count:	17		Total Est Loss:	\$0

Gibbon Vol. Fire & Rescue

Incident Type Report (Summary)

Alarm Date Between {10/01/2022} And {10/31/2022}

Incident Type	Count	Pct of Incidents	Total Est Loss	Pct of Losses
1 Fire				
111 Building fire	1	3.22%	\$300,000	73.17%
132 Road freight or transport vehicle fire	1	3.22%	\$110,000	26.82%
141 Forest, woods or wildland fire	1	3.22%	\$0	0.00%
142 Brush or brush-and-grass mixture fire	1	3.22%	\$0	0.00%
143 Grass fire	1	3.22%	\$0	0.00%
171 Cultivated grain or crop fire	1	3.22%	\$0	0.00%
	<u>6</u>	<u>19.35%</u>	<u>\$410,000</u>	<u>100.00%</u>
3 Rescue & Emergency Medical Service Incident				
300 Rescue, EMS incident, other	24	77.41%	\$0	0.00%
322 Motor vehicle accident with injuries	1	3.22%	\$0	0.00%
	<u>25</u>	<u>80.64%</u>	<u>\$0</u>	<u>0.00%</u>

Total Incident Count: 31

Total Est Loss: \$410,000

Gibbon Vol. Fire & Rescue

Incident Type Report (Summary)

Alarm Date Between {11/01/2022} And {11/30/2022}

Incident Type	Count	Pct of Incidents	Total Est Loss	Pct of Losses
1 Fire				
141 Forest, woods or wildland fire	1	4.00%	\$0	0.00%
142 Brush or brush-and-grass mixture fire	1	4.00%	\$0	0.00%
143 Grass fire	2	8.00%	\$0	0.00%
	<u>4</u>	<u>16.00%</u>	<u>\$0</u>	<u>0.00%</u>
3 Rescue & Emergency Medical Service Incident				
300 Rescue, EMS incident, other	16	64.00%	\$0	0.00%
322 Motor vehicle accident with injuries	3	12.00%	\$0	0.00%
	<u>19</u>	<u>76.00%</u>	<u>\$0</u>	<u>0.00%</u>
6 Good Intent Call				
611 Dispatched & cancelled en route	1	4.00%	\$0	0.00%
631 Authorized controlled burning	1	4.00%	\$0	0.00%
	<u>2</u>	<u>8.00%</u>	<u>\$0</u>	<u>0.00%</u>
Total Incident Count:	25		Total Est Loss:	\$0

Gibbon Vol. Fire & Rescue

Staff Activity by Activity Code (Summary)

Date Between {09/01/2022} And {09/30/2022}

Activity Code	Staff Count	Total Hrs	Pct Hrs
FS Fire On Standby	40	44.26	19.92%
FX Fire At Scene	58	89.04	40.07%
MS Medical On Standby	32	36.11	16.25%
MX Medical At Scene	48	52.76	23.74%
	<u>178</u>	<u>222.17</u>	

Gibbon Vol. Fire & Rescue

Staff Activity by Activity Code (Summary)

Date Between {10/01/2022} And {10/31/2022}

Activity Code	Staff Count	Total Hrs	Pct Hrs
FS Fire On Standby	77	90.73	15.14%
FX Fire At Scene	149	309.59	51.66%
MS Medical On Standby	84	97.75	16.31%
MX Medical At Scene	79	101.19	16.88%
	<u>389</u>	<u>599.26</u>	

Gibbon Vol. Fire & Rescue

Staff Activity by Activity Code (Summary)

Date Between {11/01/2022} And {11/30/2022}

Activity Code	Staff Count	Total Hrs	Pct Hrs
FS Fire On Standby	54	69.41	17.98%
FX Fire At Scene	105	200.82	52.03%
MS Medical On Standby	44	41.25	10.68%
MX Medical At Scene	61	74.44	19.28%
	<u>264</u>	<u>385.92</u>	

Gibbon Planning Commission

Meeting Minutes

December 12, 2022

I. Call to order

Steven Ackley called to order the regular meeting of the Gibbon Planning Commission at 6:00 p.m. on December 12, 2022.

Members present: Steven Ackley, Kurt Mayo and Brandon Jacques.

II. Approval of minutes from last meeting

Steven Ackley read the minutes from the last meeting. Motion to approve the minutes from the last meeting made by Jacques and seconded by Mayo

The minutes were approved as read.

III. New Permits

Permit # 2022-34 Kyle Bond – 906 Park Road – Accessory Building

Motion to approve the permit made by Mayo seconded by Jacques.

Permit # 2022-35 Kyle Bond – 906 Park Road – Garage

Motion to approve the permit made by Jacques seconded by Mayo.

Permit# 2022-36 Juan Haro – 704 Turkey Drive – Solar Panels

Motion to approve permit made by Mayo seconded by Jacques.

Permit# 2022-37 Wood Giddings – 6335 Lowell Road – Residential Addition

Motion to approve permit made by Jacques seconded by Mayo.

Permit# 2022-38 Lonny Kosmicki – 1321 8th Street – Fence

Motion to approve permit made by Mayo seconded by Jacques.

Permit# 2022-39 City of Gibbon – 714 1st Street – Commercial Addition

Motion to approve permit made by Jacques seconded by Mayo.

IV. Adjournment

Motion made by Jacques to adjourn the meeting, seconded by Mayo. Meeting adjourned at 6:28 P.M.

2022-31
Permit No. 31

Zoning Classification:(Circle One)
AGR, R-1, R-2, R-3, C-1, C-2, I,
F-1, PUD-1

Date Paid: 11/28/22

Fee Paid: \$ 25 Cash Check # _____

Value Of Project: \$ 30,000

APPLICATION FOR A ZONING PERMIT
GIBBON, NEBRASKA

Directions: Fill in the following information as accurately and completely as possible. This application is not acceptable unless all required information is furnished.

Property Owner: Kyle Bond Contractor: Kyle Bond
Address: 908 Park Rd Certificate of Insurance: _____
City, State, Zip: Gibbon NE 68840 Address: _____
Phone Number: _____ Phone Number: _____
Cell Number: 308 708 1955 Cell Number: _____

Address of Construction Site: 906 Park Rd

(If none, one must be issued from the City of Gibbon)

New Residential Residential Addition Accessory Building Fence

Proposed Structure: existing grain Storage Bin Dimension of Structure: 36' Diameter

Distance From Front Property Line: 200' Distance From Rear Property Line: 500'

Distance From Side Property Line: 500' Distance From 2nd Side Line: 80'

Distance Between Other Buildings (minimum 5'): 300'

Height To The Top Of Roof: 28'

Footing Depth (42" minimum): _____

Is There A Utility Easement On Either The Back Or Side Property? No

Approximately When Will Construction Begin? ASAP Finish? Feb 2023

*Contact: _____ 308.468.6118 or _____ Regarding Set-Back Inspection.

Date of Inspection: _____

Signature

*** (One mile radius outside city limits) If the structure is a residence on less than 10 acres indicate the date this property was platted as a separate parcel _____ and the name of the lot split or Subdivision.

*** Ordinance #391 states: All building permits shall include sidewalk plans prior to approval of building permit.

*** Resolution #1995-4: No physical work shall be done before building permit is approved, or additional \$75.00 fee will be charged.

Signature of Applicant: [Signature]

*** This permit expires 1 year after issuance unless work has begun for up to 2 years.

Recommendations needed before approval: _____

Approval of Planning Commission: _____

Signature of Chairman [Signature]

Signature of Co-Chairman [Signature]

Signature of Board Member [Signature]

Final Approval of Application by City Council of the City of Gibbon, Nebraska

Date Application Approved Denied _____ Expiration Date _____

Signed _____
Mayor

Attest: _____
City Clerk

Building Design

This Building Permit must include the following items:

- 1) All buildings must be drawn on the lot. This includes homes, garages, storage sheds, car ports, etc.
- 2) Once all buildings are drawn, you must show distances between all buildings. (This needs to be shown from the foundation.)
- 3) After showing distances between all existing buildings, draw in distances from the buildings to your lot lines.

4) Use the following for setbacks from your main building/house to your lot lines:

	R-1	R-2	R-3	C-1	C-2	I	AGR
Rear	10 Ft.	10 Ft.	10 Ft.	25 Ft.	0 Ft.	25 Ft.	35 Ft.
Side	7 Ft.	7 Ft.	7 Ft***	None (*)	None (**)	25 Ft.	20 Ft.
Front	25 Ft.	25 Ft.	***	30 Ft.	None	35 Ft.	35 Ft.
Height	35 Ft.	35 Ft.	35 Ft.	35 Ft.	45 Ft.	50 Ft.	35 Ft.

*** Mobile home 15 Ft front & 17 Ft side. Other 25 Ft front and 35 Ft height in R-3 zone.

**No Minimum is required except along side of a lot abutting on an A-1, TA-1 or Residential District, a side yard of not less than 15 feet shall be provided.

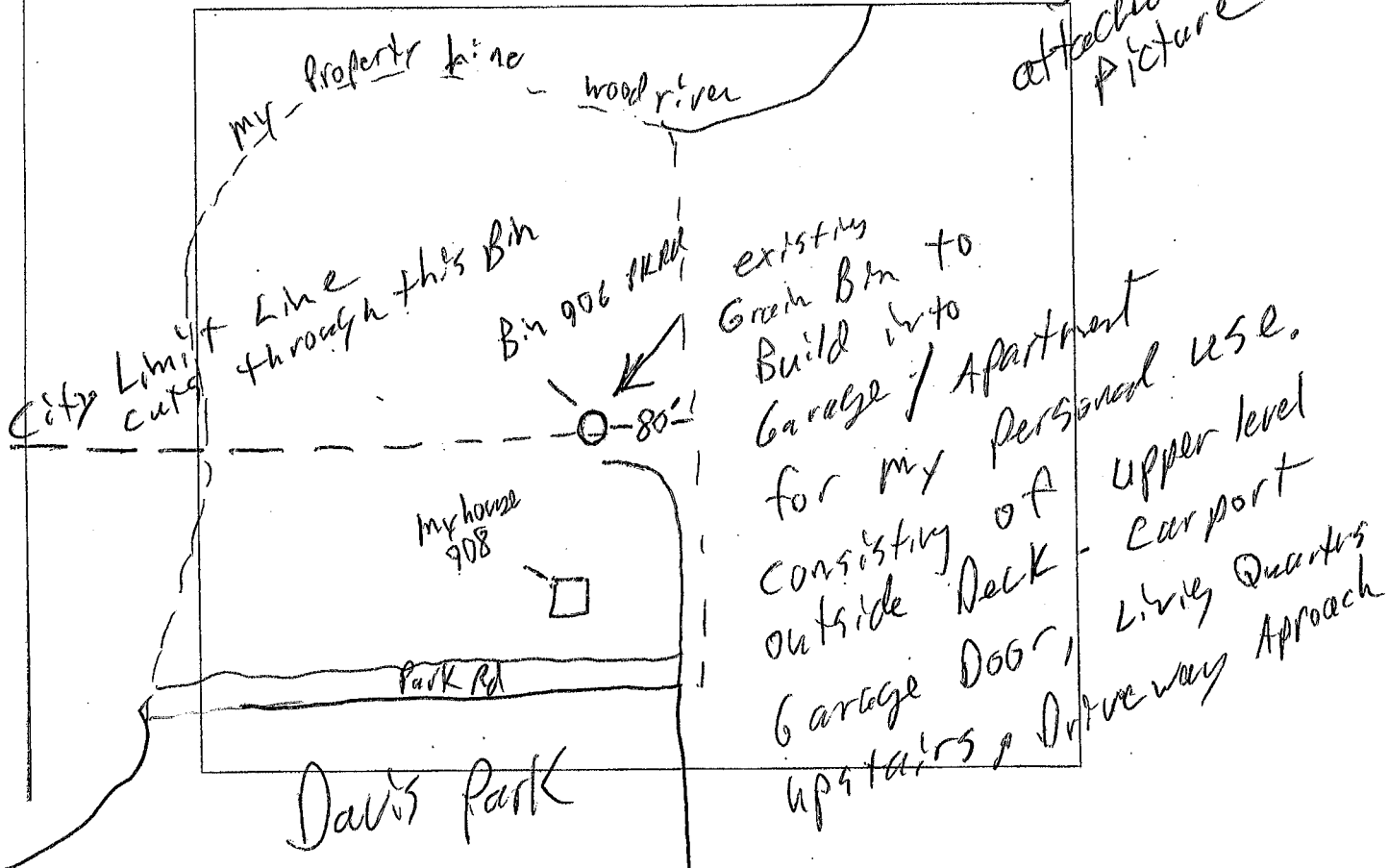
* No minimum except along side of a lot abutting an A-1, TA-1, or Residential District, a side yard of not less than 25 feet shall be provided.


5) **Accessory buildings.** No accessory building shall be erected in any front yard and no detached accessory building shall be erected closer than five (5) feet to the main dwelling. Accessory buildings smaller than 100 square feet may be located in the side and rear yard, but shall not be closer than two (2) feet to the rear lot line and two (2) feet to the side lot line. Buildings larger than 100 square feet must meet five (5) feet on the side and three (3) on the back set back. All garage entrances must have a minimum ten (10) feet long drive when garage opening is perpendicular to the access street or alley. No accessory building or structure shall be erected across public utility easements of record.

6) Once all buildings and dimensions are drawn, turn back into City Hall by noon on Friday prior to scheduled Planning Commission meeting. The Planning Commission will review the permit the second Monday of each month. If the permit is not turned in on time, you will have to wait another month.

For complete regulations a copy can be obtained at City Hall for the particular project.

7) Use the following diagram below to draw your specifications. This does not have to be drawn to scale.





August 23, 2022
12:46 PM

DISCLAIMER: This map is not intended for conveyances, nor is it a legal survey. The information is presented on a best-efforts basis, and should not be relied upon for making financial, survey, legal or other commitments.

Permit for building this Grain bin into a workshop / Apartment / man cave

1:2,870
0 0.0225 0.045 0.075 0.09 mi
0 0.0375 0.075 0.15 km

2022-35
Permit No. 35

Zoning Classification:(Circle One)
AGR, R-1, R-2, R-3, C-1, C-2, I,
F-1, PUD-1

Date Paid: 11/28/22

Fee Paid: \$ 25 Cash Check # _____

Value Of Project: \$ 50,000

**APPLICATION FOR A ZONING PERMIT
GIBBON, NEBRASKA**

*Building
permit*

Directions: Fill in the following information as accurately and completely as possible. This application is not acceptable unless all required information is furnished.

Property Owner: Kyle Bond Contractor: self
Address: 908 Park Rd Certificate of Insurance: _____
City, State, Zip: Gibbon NE Address: _____
Phone Number: 308 708 1955 Phone Number: _____
Cell Number: _____ Cell Number: _____

Address of Construction Site: 908 Park Rd
(If none, one must be issued from the City of Gibbon)
 New Residential Residential Addition Accessory Building Fence

Proposed Structure: Garage Dimension of Structure: 30 X 48
Distance From Front Property Line: 100' + Distance From Rear Property Line: 100' +
Distance From Side Property Line: 100' + Distance From 2nd Side Line: 100' +
Distance Between Other Buildings (minimum 5'): 20'
Height To The Top Of Roof: 16'
Footing Depth (42" minimum): 42
Is There A Utility Easement On Either The Back Or Side Property? No
Approximately When Will Construction Begin? Next 6 months Finish? to ~~complete~~ 1 Year

*Contact: _____ 308.468.6118 or _____ Regarding Set-Back Inspection.
Date of Inspection: _____

Signature

*** (One mile radius outside city limits) If the structure is a residence on less than 10 acres indicate the date this property was platted as a separate parcel _____ and the name of the lot split or Subdivision.

*** Ordinance #391 states: All building permits shall include sidewalk plans prior to approval of building permit.

*** Resolution #1995-4: No physical work shall be done before building permit is approved, or additional \$75.00 fee will be charged.

Signature of Applicant: [Signature]

*** This permit expires 1 year after issuance unless work has begun for up to 2 years.

Recommendations needed before approval: _____

Approval of Planning Commission: [Signature]

Signature of Chairman

[Signature]
Signature of Co-Chairman

[Signature]
Signature of Board Member

Final Approval of Application by City Council of the City of Gibbon, Nebraska

Date Application Approved Denied _____ Expiration Date _____

Signed _____
Mayor

Attest: _____
City Clerk

Building Design

This Building Permit must include the following items:

- 1) All buildings must be drawn on the lot. This includes homes, garages, storage sheds, car ports, etc.
- 2) Once all buildings are drawn, you must show distances between all buildings. (This needs to be shown from the foundation.)
- 3) After showing distances between all existing buildings, draw in distances from the buildings to your lot lines.

4) Use the following for setbacks from your main building/house to your lot lines:

	<u>R-1</u>	<u>R-2</u>	<u>R-3</u>	<u>C-1</u>	<u>C-2</u>	<u>I</u>	<u>AGR</u>
Rear	10 Ft.	10 Ft.	10 Ft.	25 Ft.	0 Ft.	25 Ft.	35 Ft.
Side	7 Ft.	7 Ft.	7 Ft ***	None (*)	None (**)	25 Ft.	20 Ft.
Front	25 Ft.	25 Ft.	***	30 Ft.	None	35 Ft.	35 Ft.
Height	35 Ft.	35 Ft.	35 Ft.	35 Ft.	45 Ft.	50 Ft.	35 Ft.

*** Mobile home 15 Ft front & 17 Ft side. Other 25 Ft front and 35 Ft height in R-3 zone.


**No Minimum is required except along side of a lot abutting on an A-1, TA-1, or Residential District, a side yard of not less than 15 feet shall be provided.

* No minimum except along side of a lot abutting an A-1, TA-1, or Residential District, a side yard of not less than 25 feet shall be provided.

- 5) **Accessory buildings.** No accessory building shall be erected in any front yard and no detached accessory building shall be erected closer than five (5) feet to the main dwelling. Accessory buildings smaller than 100 square feet may be located in the side and rear yard, but shall not be closer than two (2) feet to the rear lot line and two (2) feet to the side lot line. Buildings larger than 100 square feet must meet five (5) feet on the side and three (3) on the back set back. All garage entrances must have a minimum ten (10) feet long drive when garage opening is perpendicular to the access street or alley. No accessory building or structure shall be erected across public utility easements of record.
- 6) Once all buildings and dimensions are drawn, turn back into City Hall by noon on Friday prior to scheduled Planning Commission meeting. The Planning Commission will review the permit the second Monday of each month. If the permit is not turned in on time, you will have to wait another month.

For complete regulations a copy can be obtained at City Hall for the particular project.

- 7) Use the following diagram below to draw your specifications. This does not have to be drawn to scale.








November 10, 2022 10:10 AM
 DISCLAIMER: This map is not intended for conveyances, nor is it a legal survey. The information is presented on a best-efforts basis, and should not be relied upon for making financial, survey, legal or other commitments.

- Parcels
- Sections

Proposed Garage
 30' x 48'



Elevation Views



Date: 11/10/2022 - 9:47 AM

Design Name: Post Frame Designer

Design ID: 320055743142

Estimated price: \$23,165.65 *

*Today's estimated price, future pricing may go up or down.
Tax, labor, and delivery not included.

MENARDS

Design & Buy™ POST FRAME

How to recall and purchase a saved design at home



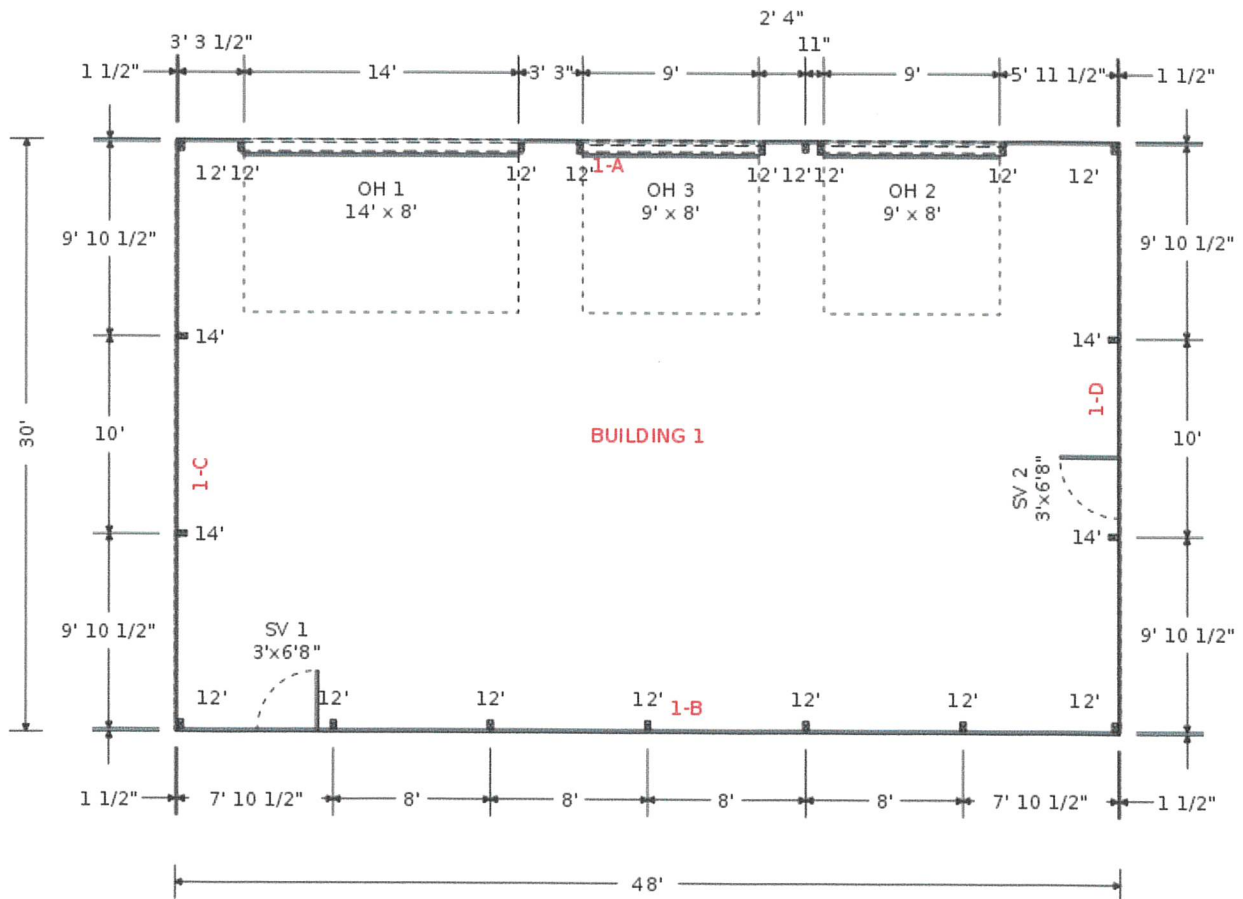
OR

1. On Menards.com, enter "Design & Buy" in the search bar
2. Select the Buildings Designer
3. Recall your design by entering Design ID: 320055743142
4. Follow the on-screen purchasing instructions

How to purchase at the store

1. Enter Design ID: 320055743142 at the Design-It Center Kiosk in the Building Materials Department
2. Follow the on-screen purchasing instructions.

FLOOR PLAN



Permit No 2022-36

Zoning Classification:(Circle One)

Date Paid: 12-2-2022

AGR, R-1, R-2, R-3, C-1, C-2, I,
F-1, PUD-1

Fee Paid: \$ 25.00 Cash c.r. Card
Check # 75040040

Value Of Project: \$ _____

APPLICATION FOR A ZONING PERMIT
GIBBON, NEBRASKA

Directions: Fill in the following information as accurately and completely as possible. This application is not acceptable unless all required information is furnished.

Property Owner: Juan Haro
Address: 704 Turkey Drive
City, State, Zip: Gibbon, NE 68840
Phone Number: 970-714-1537
Cell Number: _____

Contractor: GRNE Solar
Certificate of Insurance: _____
Address: 2004 SW 5th St Ste A
Phone Number: 402-525-3351
Cell Number: _____

Address of Construction Site: 704 Turkey Drive, Gibbon, NE 68840

(If none, one must be issued from the City of Gibbon)

New Residential Residential Addition Accessory Building Fence

Proposed Structure: Roof Mounted Solar Dimension of Structure: See attached plans

Distance From Front Property Line: N/A Distance From Rear Property Line: N/A

Distance From Side Property Line: N/A Distance From 2nd Side Line: N/A

Distance Between Other Buildings (minimum 5'): N/A

Height To The Top Of Roof: N/A

Footing Depth (42" minimum): N/A

Is There A Utility Easement On Either The Back Or Side Property? N/A

Approximately When Will Construction Begin? 1/22/2023 Finish? 1/25/2023

*Contact: _____ 308.468.6118 or _____ Regarding Set-Back Inspection.

Date of Inspection: _____
Signature _____

*** (One mile radius outside city limits) If the structure is a residence on less than 10 acres indicate the date this property was platted as a separate parcel _____ and the name of the lot split or Subdivision.

***Ordinance #391 states: All building permits shall include sidewalk plans prior to approval of building permit.

***Resolution #1995-4: No physical work shall be done before building permit is approved, or additional \$75.00 fee will be charged.

Signature of Applicant: _____

***This permit expires 1 year after issuance unless work has begun for up to 2 years.

Recommendations needed before approval: _____

Approval of Planning Commission: [Signature]

Signature of Chairman

[Signature]
Signature of Co-Chairman

[Signature]
Signature of Board Member

Final Approval of Application by City Council of the City of Gibbon, Nebraska

Date Application Approved Denied _____ Expiration Date _____

Signed _____
Mayor

Attest: _____
City Clerk

Building Design

This Building Permit must include the following items:

- 1) All buildings must be drawn on the lot. This includes homes, garages, storage sheds, car ports, etc.
- 2) Once all buildings are drawn, you must show distances between all buildings. (This needs to be shown from the foundation.)
- 3) After showing distances between all existing buildings, draw in distances from the buildings to your lot lines.

4) Use the following for setbacks from your main building/house to your lot lines:

	<u>R-1</u>	<u>R-2</u>	<u>R-3</u>	<u>C-1</u>	<u>C-2</u>	<u>I</u>	<u>AGR</u>
Rear	10 Ft.	10 Ft.	10 Ft.	25 Ft.	0 Ft.	25 Ft	35 Ft
Side	7 Ft.	7 Ft.	7 Ft ***	None (*)	None (**)	25 Ft	20 Ft
Front	25 Ft.	25 Ft.	***	30 Ft.	None	35 Ft	35 Ft
Height	35 Ft	35 Ft	35 Ft	35 Ft	45 Ft	50 Ft	35 Ft

*** Mobile home 15 Ft front & 17 Ft side. Other 25 Ft front and 35 Ft height in R-3 zone.


**No Minimum is required except along side of a lot abutting on an A-1, TA-1, or Residential District, a side yard of not less than 15 feet shall be provided.

* No minimum except along side of a lot abutting an A-1, TA-1, or Residential District, a side yard of not less than 25 feet shall be provided.

- 5) **Accessory buildings.** No accessory building shall be erected in any front yard and no detached accessory building shall be erected closer than five (5) feet to the main dwelling. Accessory buildings smaller than 100 square feet may be located in the side and rear yard, but shall not be closer than two (2) feet to the rear lot line and two (2) feet to the side lot line. Buildings larger than 100 square feet must meet five (5) feet on the side and three (3) on the back set back. All garage entrances must have a minimum ten (10) feet long drive when garage opening is perpendicular to the access street or alley. No accessory building or structure shall be erected across public utility easements of record.
- 6) Once all buildings and dimensions are drawn, turn back into City Hall by noon on Friday prior to scheduled Planning Commission meeting. The Planning Commission will review the permit the second Monday of each month. If the permit is not turned in on time, you will have to wait another month.

For complete regulations a copy can be obtained at City Hall for the particular project.

- 7) Use the following diagram below to draw your specifications. This does not have to be drawn to scale.



Is this a corner lot? Yes No (circle one)

PHOTOVOLTAIC ROOF MOUNT SYSTEM

18 MODULES - ROOF MOUNTED - 6.0 KWAC, 7.29 KWDC
704 TURKEY DR GIBBON, NE

GRNE SOLAR
2004 SW 5TH ST
LINCOLN, NE 68522
PHONE # 402-925-3351
NEBRASKA@GRNESOLAR.COM

SYSTEM SUMMARY:

- (N) 18 - REC REC405AA PURE 405W MODULES
- (N) 1 - SOLAREDGE SE 6000H-US INVERTER
- (N) 18 - SOLAREDGE P505 OPTIMIZERS
- (E) 200A MAIN SERVICE PANEL WITH
- (E) 200A MAIN BREAKER
- (N) 60A NON-FUSED AC DISCONNECT

GOVERNING CODES:

- 2017 NATIONAL ELECTRICAL CODE (NEC)
- 2018 INTERNATIONAL BUILDING CODE (IBC)
- 2018 INTERNATIONAL RESIDENTIAL CODE (IRC)
- 2018 INTERNATIONAL MECHANICAL CODE (IMC)
- 2018 INTERNATIONAL ENERGY CONSERVATION CODE (IECC)
- 2018 INTERNATIONAL PLUMBING CODE (IPC)
- 2018 INTERNATIONAL FIRE CODE (IFC)

DESIGN CRITERIA:

- ROOF TYPE: COMP SHINGLE
- NUMBER OF LAYERS: 01
- ROOF FRAME: 2"X4" RAFTERS @24" O.C.
- STORY: ONE STORY
- SNOW LOAD: 25 PSF WIND SPEED - 111 MPH WIND
- EXPOSURE: B EXPOSURE CATEGORY - II

SHEET INDEX:

- PV-0: COVER SHEET
- PV-1: SITE PLAN WITH SOLAR
- PV-2: ATTACHMENT DETAILS
- PV-3: ROOF PLAN WITH MODULES
- PV-4: SINGLE LINE DIAGRAM
- PV-5: ELECTRICAL CALCULATIONS
- PV-6: WARNING LABEL PLACARDS
- PV-7: ADDITIONAL NOTES
- PV-8: EQUIPMENT DATA SHEETS

VERSION	DATE	REV	DRAWN BY	CHECKED BY
	10/27/2022	A	TC	JS
DESCRIPTION	INITIAL RELEASE			

PROJECT NAME

JUAN HARO
704 TURKEY DR
GIBBON, NE

SHEET NAME

COVER SHEET

SHEET SIZE


ANSI B
11" X 17"

SHEET NUMBER

PV-0

GENERAL NOTES:

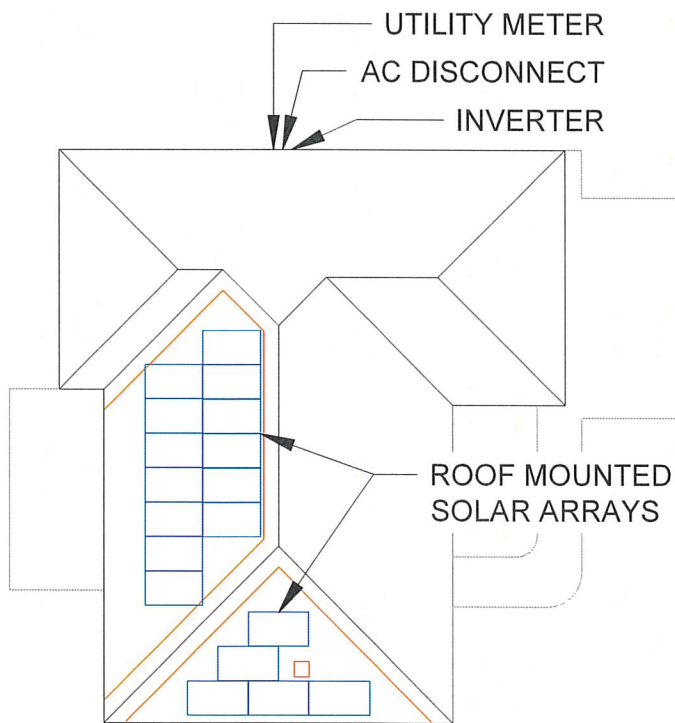
- THE CONTRACTOR/INSTALLER OF THE SOLAR PV SYSTEM OVER EXISTING ROOF SHALL CONFORM TO OSHA REQUIREMENTS DURING THE CONSTRUCTION PHASE. JOB SAFETY AND CONSTRUCTION PROCEDURES ARE THE SOLE RESPONSIBILITY OF THE CONTRACTOR/INSTALLER.
- REFER TO ELECTRICAL DRAWING PV-5 FOR PANEL DETAILED INFORMATION.
- IN CASE OF CONFLICT BETWEEN STRUCTURAL DRAWINGS AND ELECTRICAL DRAWINGS, THE MOST RIGID REQUIREMENTS SHALL GOVERN.
- THE CONTRACTOR/INSTALLER SHALL VERIFY ALL EXISTING BUILDING INFORMATION SHOWN (DIMENSIONS, ROOF TOP PROJECTIONS, ETC.) AND NOTIFY THE ENGINEER OF ANY DISCREPANCIES PRIOR TO INSTALLATIONS OF PV SYSTEM.
- THE CONTRACTOR/INSTALLER SHALL VERIFY AND COORDINATE EXISTING OPENINGS, ROOF TOP UNITS, VENT PIPES, ETC. SHOWN ON DRAWINGS. IF THERE IS A DISCREPANCY BETWEEN DRAWINGS, IT IS THE CONTRACTOR/INSTALLER'S RESPONSIBILITY TO NOTIFY ENGINEER PRIOR TO PERFORMING THE WORK.
- ALL CONSTRUCTION IS TO BE PERFORMED IN STRICT CONFORMANCE WITH ALL APPLICABLE TOWN, COUNTY & STATE REGULATIONS AND/OR ANY OTHER GOVERNING BODIES.
- DO NOT SCALE THESE DRAWINGS. USE DIMENSIONS. CONTRACTOR MUST CONDUCT ROOF SURVEY TO VERIFY DIMENSIONS SHOWN ON PLAN PRIOR TO INSTALLATION. IF THERE IS A DISCREPANCY IT IS CONTRACTOR/INSTALLER'S RESPONSIBILITY TO NOTIFY THE ENGINEER IMMEDIATELY.



1 | AERIAL PHOTO
PV-0 | SCALE: NTS



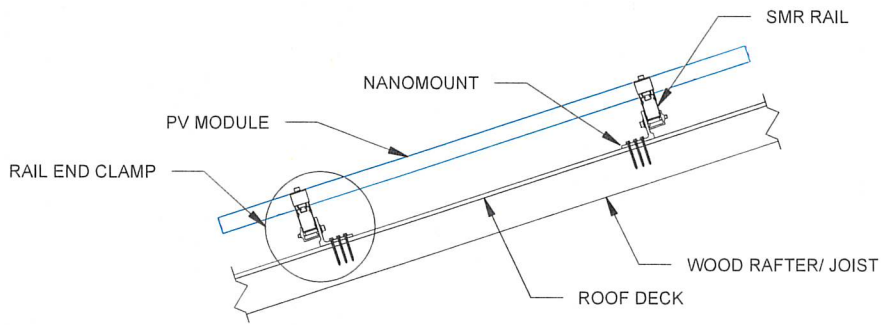
2 | VICINITY MAP
PV-0 | SCALE: NTS



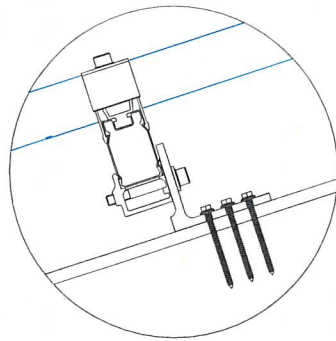
1 SITE PLAN WITH SOLAR
SCALE: NTS




 www.grnesolar.com		
GRNE SOLAR 3004 SW 37th ST LINCOLN, NE 68522 PHONE # 402-425-3351 NEBRASKA@GRNESOLAR.COM		
VERSION	CHECKED BY	JS
	DRAWN BY	TC
DATE	REV	
10/27/2022	A	
DESCRIPTION		
INITIAL RELEASE		
PROJECT NAME		
JUAN HARO 704 TURKEY DR GIBBON, NE		
SHEET NAME		
SITE PLAN WITH SOLAR		
SHEET SIZE		
ANSI B 11" X 17"		
SHEET NUMBER		
PV-1		



1 ATTACHMENT DETAIL
SCALE: NTS



2 ATTACHMENT DETAIL (ENLARGED VIEW)
SCALE: NTS


 www.grnesolar.com
 GRNE SOLAR
 2004 SW 3TH ST
 LINCOLN, NE 68522
 PHONE # 402-925-3351
 NEBRASKA@GRNESOLAR.COM

VERSION		DATE	REV	DRAWN BY	CHECKED BY
		10/27/2022	A	TC	JS

PROJECT NAME

JUAN HARO
 704 TURKEY DR
 GIBBON, NE

SHEET NAME

ATTACHMENT DETAILS

SHEET SIZE

ANSI B
11" X 17"

SHEET NUMBER

PV-2

ROOF DESCRIPTION

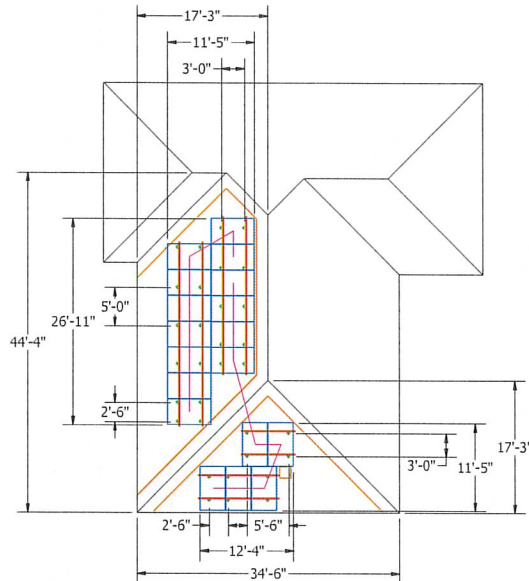
ROOF	ROOF TYPE	ROOF TILT	AZIMUTH	RAFTER SIZE	RAFTER SPACING
#1	COMP SHINGLE	18°	180°	2" X 4"	24" O.C.
#2	COMP SHINGLE	18°	270°	2" X 4"	24" O.C.

ARRAY AREA & ROOF AREA CALCULATIONS

ROOF	# OF MODULES	ARRAY AREA (SQ. FT.)	ROOF AREA (SQ. FT.)	ROOF AREA COVERED BY ARRAY %
#1	10	200	2040	10%
#2	5	100	2040	5%

MODULE TYPE, DIMENSIONS & WEIGHT:

NUMBER OF MODULES = 18
 MODULE TYPE = REC REC405AA PURE 405W MODULES
 MODULE WEIGHT = 45.00 LBS / 20.5 KG.
 MODULE DIMENSIONS = 71.7" X 40.0" = 19.92 SF
 UNIT WEIGHT OF ARRAY = 2.26 PSF



NOTE: ACTUAL ROOF CONDITIONS AND RAFTERS (OR SEAM) LOCATIONS MAY VARY. INSTALL PER MANUFACTURER(S) INSTALLATION GUIDELINES AND ENGINEERED SPANS FOR ATTACHMENTS

1 ROOF PLAN WITH MODULES
 SCALE: NTS

GRNE SOLAR
 www.grnesolar.com

GRNE SOLAR
 2004 SW 37th ST
 LINCOLN, NE 68522
 PHONE # 402-925-3351
 NEBRASKA@GRNESOLAR.COM

VERSION		CHECKED BY	DATE	DESCRIPTION
1	TC	JS	10/27/2022	INITIAL RELEASE

PROJECT NAME

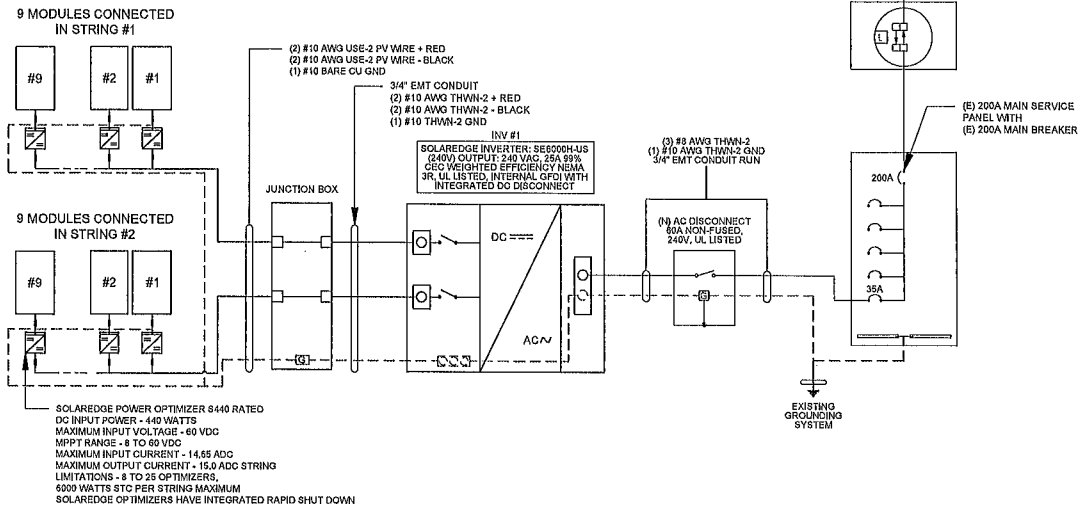
JUAN HARO
 704 TURKEY DR
 GIBBON, NE

SHEET NAME
 ROOF PLAN WITH MODULES

SHEET SIZE
 ANSI B
 11" X 17"

SHEET NUMBER
 PV-3

SYSTEM SIZE: 18 x 405W = 7.29 kWDC
 SYSTEM SIZE: 1 x 6000kW = 6.0 kWAC
 AC/DC RATIO: 1.22



BILL OF MATERIALS

EQUIPMENT	QTY	DESCRIPTION
SOLAR PV MODULE	18	REC REC405AA PURE 405W MODULES
INVERTER	1	SOLAREdge, SE6000H-US (6.0kW)
AC DISCONNECT	1	AC DISCONNECT 60A NON-FUSED, 240 VAC
MOUNT	32	SUNMODO, NANOMOUNT DECK MOUNTS
RAIL	12	SUNMODO, SMR100 RAILS

ELECTRICAL NOTES:

- ALL EQUIPMENT TO BE LISTED BY UL OR OTHER NRTL, AND LABELED FOR ITS APPLICATION.
- ALL CONDUCTORS SHALL BE COPPER, RATED FOR 600 V AND 75 & 90 DEGREE C WET ENVIRONMENT.
- WIRING, CONDUIT, AND RACEWAYS MOUNTED ON ROOFTOPS SHALL BE ROUTED DIRECTLY TO, AND LOCATED AS CLOSE AS POSSIBLE TO THE NEAREST RIDGE, HIP, OR VALLEY.
- WORKING CLEARANCES AROUND ALL NEW AND EXISTING ELECTRICAL EQUIPMENT SHALL COMPLY WITH NEC 110.26.
- DRAWINGS INDICATE THE GENERAL ARRANGEMENT OF SYSTEMS. CONTRACTOR SHALL FURNISH ALL NECESSARY OUTLETS, SUPPORTS, FITTINGS AND ACCESSORIES TO FULFILL APPLICABLE CODES AND STANDARDS.
- WHERE SIZES OF JUNCTION BOXES, RACEWAYS, AND CONDUITS ARE NOT SPECIFIED, THE CONTRACTOR SHALL SIZE THEM ACCORDINGLY.
- ALL WIRE TERMINATIONS SHALL BE APPROPRIATELY LABELED AND READILY VISIBLE.
- MODULE GROUNDING CLIPS TO BE INSTALLED BETWEEN MODULE FRAME AND MODULE SUPPORT RAIL, PER THE GROUNDING CLIP MANUFACTURER'S INSTRUCTION.
- MODULE SUPPORT RAIL TO BE BONDED TO CONTINUOUS COPPER G.E.C. VIA WEEB LUG OR ILSGO GBL-4DBT LAY-IN LUG.
- THE POLARITY OF THE GROUNDED CONDUCTORS IS NEGATIVE

1 ELECTRICAL LINE DIAGRAM
 SCALE: NTS

GRNE SOLAR
 www.grnesolar.com
 GRNE SOLAR
 2004 SW 8TH ST
 LINCOLN, NE 68522
 PHONE # 402-525-3391
 NEBRASKA@GRNESOLAR.COM

VERSION	DESCRIPTION	DATE	REV	DRAWN BY	CHECKED BY
	INITIAL RELEASE	10/27/2021	A	TC	JS

PROJECT NAME

JUAN HARO
704 TURKEY DR
GIBBON, NE

SHEET NAME

SINGLE LINE DIAGRAM

SHEET SIZE

ANSI B
 11" X 17"

SHEET NUMBER

PV-4

SOLAR MODULE SPECIFICATIONS	
MANUFACTURER / MODEL #	REC REC405AA PURE 405W MODULES
VMP (V)	42.4
IMP (A)	9.56
VOC (V)	48.9
ISC (A)	10.3
MODULE DIMENSIONS (IN)	71.7"L X 40.0"W X 1.20"D

PERCENT OF VALUES	NUMBER OF CURRENT CARRYING CONDUCTORS IN EMT
80%	4-6
70%	7-9
50%	10-20

INVERTER SPECIFICATIONS	
MANUFACTURER / MODEL #	SOLAREEDGE SE6000H-US INVERTER
NOMINAL OUTPUT VOLTAGE (VAC)	240
MAXIMUM AC POWER OUTPUT (KW)	6.0
NOMINAL DC INPUT VOLTAGE (V)	380
MAXIMUM INPUT VOLTAGE (V)	480
AC OUTPUT CURRENT (A)	25.0

AMBIENT TEMPERATURE SPECIFICATIONS	
WEATHER STATION: KEARNEY MUNI AWOS	
RECORD LOW TEMPERATURE	-22.8°
AMBIENT TEMPERATURE (HIGH TEMP 2%)	37.5°
CONDUIT HEIGHT	0.5"
ROOFTOP TEMPERATURE	57°
CONDUCTOR TEMPERATURE RATE (ON ROOF)	90°
CONDUCTOR TEMPERATURE RATE (OFF ROOF)	75°
MODULE TEMPERATURE COEFFICIENT OF Voc	-0.26%/°C



 SRNE SOLAR

 2004 SW 5TH ST

 LINCOLN, NE 68522

 PHONE #: 402-625-3351

 NEBRASKA@SRNESOLAR.COM

VERSION	DATE	REV	DRAWN BY	CHECKED BY
	10/27/2021	A	TC	JS

PROJECT NAME

JUAN HARO

 704 TURKEY DR

 GIBBON, NE

CIRCUIT IDENTIFICATION		ELECTRICAL LOAD CHARACTERISTICS			CABLE SPECIFICATIONS								CONDUIT SIZE		VOLTAGE DROP				
FROM SOURCE	EQUIPMENT (LOAD) ID	1-PH OR 3-PH	RATED OPERATING VOLTAGE (V)	CIRCUIT RATE LOAD CURRENT (A)	CABLE SIZE	CONDUCTOR TYPE	CABLE AMPACITY (A)	CABLE MAX ALLOWABLE TEMP. (°C)	CABLE INSTALLATION AMBIENT TEMP. (°C)	REFERENCE AMBIENT TEMP. FOR CABLE RATED CURRENT (°C)	AMBIENT TEMP. DERATING FACTOR	DERATED CONDUCTOR CURRENT CARRYING CAPACITY	CIRCUIT CAPACITY DESIGN VALUE % OF FULL LOAD AMP	CIRCUIT LENGTH (FT)	CONDUIT SELECTION	R(Ø1000FT)	R(Ø1000FT)	VOLTAGE DROP (V)	% VOLTAGE DROP
200A BREAKER	AC DISCONNECT	1-PH	240	25.0	8 AWG	CU	35	75	32	30	0.94	32.9	132%	5	3/4" EMT	0.7780	0.0520	0.192	0.060%
AC DISCONNECT	INVERTER	1-PH	240	25.0	8 AWG	CU	35	75	32	30	0.94	32.9	132%	5	3/4" EMT	0.7780	0.0520	0.192	0.060%

DC INVERTER STRING SCHEDULE														
	CABLE DETAILS					STRING CALCULATIONS								
	CONDUCTOR	CONDUCTOR TYPE	CONDUCTOR SIZE	ALLOWABLE CONDUCTOR AMPACITY**	OC PD RATING	MODULES	VOC (V)	ISC (A)	VMPP (V)	IMP (A)	STRING VOLTAGE (V)	HOMERUN LENGTH (FT)	VOLTAGE DROP	% DROP
INVERTER 1* AC/DC RATIO = 1.22	STRING 1	CU-PV WIRE (2000V)	(2) 10 AWG	35 AMP	20 AMP	9	48.90	10.30	42.40	9.56	381.6	60	0.95	0.25%
	STRING 2	CU-PV WIRE (2000V)	(2) 10 AWG	35 AMP	20 AMP	9	48.90	10.30	42.40	9.56	381.6	70	0.95	0.23%

*MATED CONNECTORS SHALL BE THE SAME MAKE AND MANUFACTURER TO AVOID THE OCCURRENCE OF ELECTROLYTIC ACTION BETWEEN METALS

** FOR PHOTOVOLTAIC / USE-2 / RHH / RHW-2 - COPPER CONDUCTOR - 1KV/2KV WIRE W/ XLPE INSULATION

SHEET NAME

 ELECTRICAL CALCULATIONS

 SHEET SIZE

 ANSI B

 11" X 17"

 SHEET NUMBER

 PV-5

VERSION		DATE	REV	DRAWN BY	CHECKED BY
DESCRIPTION	INITIAL RELEASE	10/27/2022	A	TC	JIS

PROJECT NAME
**JUAN HARO
704 TURKEY DR
GIBBON, NE**

SHEET NAME
**WARNING LABEL
PLACARDS**

SHEET SIZE
**ANSI B
11" X 17"**

SHEET NUMBER
PV-6

WARNING
ELECTRIC SHOCK HAZARD
TERMINALS ON THE LINE AND LOAD SIDES MAY BE ENERGIZED IN THE OPEN POSITION

LABEL LOCATION:
AC & DC DISCONNECT AND SUB PANEL
(PER CODE: NEC 690.13(B))

WARNING
ELECTRIC SHOCK HAZARD
TERMINALS ON BOTH LINE AND LOAD SIDES MAY BE ENERGIZED IN THE OPEN POSITION
DC VOLTAGE IS ALWAYS PRESENT WHEN SOLAR MODULES ARE EXPOSED TO SUNLIGHT

LABEL LOCATION:
DC DISCONNECT, POINT OF INTERCONNECTION
(PER CODE: NEC 690.13(B))

WARNING
ELECTRIC SHOCK HAZARD
IF GROUND FAULT IS INDICATED ALL NORMALLY GROUNDED CONDUCTORS MAY BE UNGROUNDED AND ENERGIZED

LABEL LOCATION:
AC & DC DISCONNECT AND SUB PANEL
(PER CODE: NEC 690.41(B))

WARNING DUAL POWER SOURCE
SECOND SOURCE IS PHOTOVOLTAIC SYSTEM

LABEL LOCATION:
MAIN SERVICE PANEL & NET METER
(PER CODE: NEC 705.12(D)(3), NEC 705.12(B)(3-4) & NEC 690.59)

WARNING
THE DISCONNECTION OF THE GROUNDED CONDUCTOR(S) MAY RESULT IN OVERVOLTAGE ON THE EQUIPMENT

LABEL LOCATION:
INVERTER (PER CODE: NEC 690.31(I))

CAUTION
PHOTOVOLTAIC SYSTEM CIRCUIT IS BACKFED

LABEL LOCATION:
(PER CODE: NEC 690.13 (F), NEC 705.12(B)(3-4) & NEC 690.59)

PHOTOVOLTAIC SYSTEM AC DISCONNECT
RATED AC OPERATING CURRENT 47.85 AMPS
AC NOMINAL OPERATING VOLTAGE 240 VOLTS

LABEL LOCATION: AC DISCONNECT & INVERTER (PER CODE: NEC690.54)

WARNING
POWER SOURCE OUTPUT CONNECTION DO NOT RELOCATE THIS OVERCURRENT DEVICE

LABEL LOCATION: SERVICE PANEL IF SUM OF BREAKERS EXCEEDS PANEL RATING (PER CODE: NEC 705.12 (B)(2)(3)(b))

WARNING:PHOTOVOLTAIC POWER SOURCE

LABEL LOCATION:
CONDUIT, COMBINER BOX
(PER CODE: NEC 690.31(G)(3))

PHOTOVOLTAIC AC DISCONNECT

LABEL LOCATION:
AC DISCONNECT/BREAKER/ POINT OF CONNECTION (PER CODE: NEC 690.13(B))

RAPID SHUTDOWN SWITCH FOR SOLAR PV SYSTEM

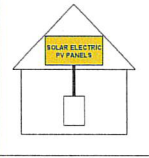
LABEL LOCATION:
RAPID SHUTDOWN
(PER CODE: NEC 690.56(C)(3))

MAIN PHOTOVOLTAIC SYSTEM DISCONNECT

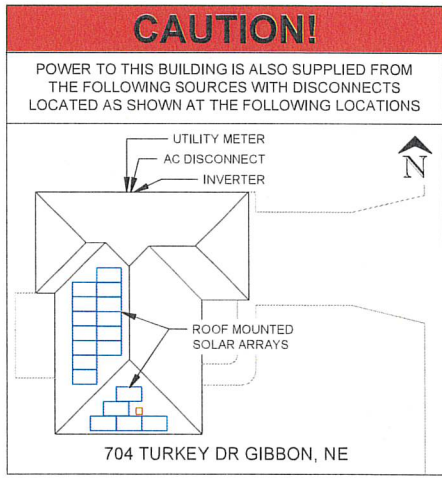
LABEL LOCATION:
MAIN SERVICE DISCONNECT / UTILITY METER
(PER CODE: NEC 690.13(B))

SOLAR PV SYSTEM EQUIPPED WITH RAPID SHUTDOWN


TURN RAPID SHUTDOWN SWITCH TO THE "OFF" POSITION TO SHUTDOWN PV SYSTEM AND REDUCE SHOCK HAZARD IN ARRAY





LABEL LOCATION:
AC DISCONNECT, DC DISCONNECT, POINT OF INTERCONNECTION
(PER CODE: 605.11.3.1(1) & 690.56(C)(1)(a))



1. EACH MODULE TO BE GROUNDED USING THE SUPPLIED CONNECTION POINT PER MANUFACTURER'S REQUIREMENTS. ALL SOLAR MODULES, EQUIPMENT, AND METALLIC COMPONENTS ARE TO BE BONDED. IF THE EXISTING GROUNDING ELECTRODE SYSTEM CAN NOT BE VERIFIED OR IS ONLY METALLIC WATER PIPING, IT IS THE CONTRACTOR'S RESPONSIBILITY TO INSTALL A SUPPLEMENTAL GROUNDING ELECTRODE.
2. ALL PLAQUES AND SIGNAGE REQUIRED BY THE LATEST EDITION OF NATIONAL ELECTRICAL CODE. LABEL SHALL BE METALLIC OR PLASTIC, ENGRAVED OR MACHINE PRINTED IN A CONTRASTING COLOR TO THE PLAQUE. PLAQUE SHALL BE UV RESISTANT IF EXPOSED TO SUNLIGHT.
3. DC CONDUCTORS SHALL BE RUN IN EMT AND SHALL BE LABELED, "CAUTION DC CIRCUIT" OR EQUIV. EVERY 5 FT.
4. EXPOSED NON-CURRENT CARRYING METAL PARTS OF ELECTRICAL EQUIPMENT SHALL BE GROUNDED IN ACCORDANCE WITH 250.134 OR 250.136(A).
5. CONFIRM LINE SIDE VOLTAGE AT ELECTRIC UTILITY SERVICE PRIOR TO CONNECTING INVERTER. VERIFY SERVICE VOLTAGE IS WITHIN INVERTER VOLTAGE OPERATIONAL RANGE.
6. OUTDOOR EQUIPMENT SHALL BE NEMA-3R RATED OR BETTER.
7. ELECTRICAL CONTRACTOR TO PROVIDE CONDUIT EXPANSION JOINTS AND ANCHOR CONDUIT RUNS AS REQUIRED PER NEC.
8. ALL WIRING MUST BE PROPERLY SUPPORTED BY DEVICES OR MECHANICAL MEANS DESIGNED AND LISTED FOR SUCH USE, AND FOR ROOF-MOUNTED SYSTEMS, WIRING MUST BE PERMANENTLY AND COMPLETELY HELD OFF OF THE ROOF SURFACE. NEC 110.2 - 110.4 / 300.4


 CORNE SOLAR www.cornesolar.com			
CORNE SOLAR 2004 SW 6TH ST LINCOLN, NE 68522 PHONE # 402-528-3351 NEBRASKA@CORNESOLAR.COM			
VERSION	DESCRIPTION	DATE	INITIAL RELEASE
	REV	A	10/27/2022
	DRAWN BY	TC	JS
	CHECKED BY		
PROJECT NAME			
JUAN HARO 704 TURKEY DR GIBBON, NE			
SHEET NAME			
ADDITIONAL NOTES			
SHEET SIZE			
ANSI B 11" X 17"			
SHEET NUMBER			
PV-7			


SOLARS MOST TRUSTED 





REC ALPHA[®]
PURE SERIES
PRODUCT SPECIFICATIONS

405WP
20.3 W/FT²

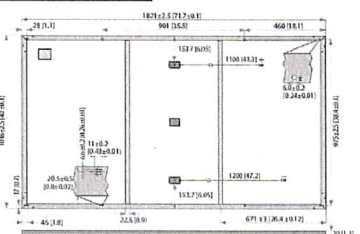
 ELUGELE

 LEAD-FREE
ROHS COMPLIANT

 EXPERIENCE
ALPHA
PERFORMANCE

 SOLARS MOST TRUSTED

PRODUCT SPECIFICATIONS



CERTIFICATIONS

IEC 61215:2016, IEC 61730:2016, UL 61730
IEC 61604 PVQ
IEC 62701 Salt Mist
IEC 62706 Ammonia Resistance
UL 61730 P1 in Type Class 2
IEC 62702 Dynamic Mechanical Load
IEC 62703-2:2016 Induced Load
IEC 62321 Lead-free in accordance with IEC 60529:2015
ISO 14001:2015, ISO 9001:2015, ISO 14001:2007, ISO 9001:2007, ISO 14001:2004, ISO 9001:2015, ISO 14001:2007, ISO 9001:2007

WARRANTY

	Standard	REC Perform
Installed by REC Certified Solar Professional	No	Yes
System Size	1.8	0.25kW - 25000W
Product Warranty (yr)	20	25
Power Warranty (yr)	25	25
Labor Warranty (yr)	0	25
Power at Year 1	96%	96%
Annual Degradation	0.35%	0.35%
Power in Year 25	92%	92%

GENERAL DATA

Cell type: 152W REC Mono-junction Perovskite with dual front-glass technology. String of 22 cells in series.
Glass: 3.2mm (0.126in) solar glass with anti-reflection for back treatment.
Backsheet: High performance polymer (black).
Frame: Anodized aluminum (black).
Junction box: 3-pin L bypass diodes, IP68 rated in accordance with IEC 62109.

ELECTRICAL DATA


	Product Code# RECxxxAA Pure			
Power Output P_{max} (W)	365	390	395	400
Max. Current I_{sc} (A)	9.15	9.45	9.45	9.55
Nominal Power Voltage V_{mp} (V)	41.2	41.5	41.5	42.4
Nominal Power Current I_{mp} (A)	8.85	9.40	9.45	9.55
Open Circuit Voltage V_{oc} (V)	46.5	45.6	46.2	46.8
Short Circuit Current I_{sc} (A)	10.00	10.05	10.20	10.30
Power Density (W/m ²)	19.3	19.6	19.8	20.1
Panel Efficiency (%)	20.8	21.1	21.3	21.6
Power Output P_{max} (W)	293	297	300	305
Nominal Power Voltage V_{mp} (V)	38.8	39.1	39.4	39.7
Nominal Power Current I_{mp} (A)	7.55	7.59	7.63	7.68
Open Circuit Voltage V_{oc} (V)	45.7	45.8	45.9	46.0
Short Circuit Current I_{sc} (A)	8.96	8.90	8.94	8.99

TEMPERATURE RATINGS*

Operating temperature: -40 ~ +85°C (-40 ~ 185°F)
Max. system voltage: 600V
Max. panel voltage: 1500V (IEC 61730-2)
Max. panel current: 25A
Max. panel current: 25A

LOW LIGHT BEHAVIOUR

Typical low irradiance performance of modules at STC.



 GRNE SOLAR
www.grnesolar.com
GRNE SOLAR
2048 SW 2TH ST
LINCOLN, NE 68522
PHONE # 402-925-1351
NEBRASKA@GRNESOLAR.COM

VERSION

DESCRIPTION	DATE	REV	DRAWN BY	CHECKED BY
INITIAL RELEASE	10/27/2021	A	TC	JS

PROJECT NAME

JUAN HARO
704 TURKEY DR
GIBBON, NE

SHEET NAME

MODULE DATA SHEET

SHEET SIZE

ANSI B
11" X 17"

SHEET NUMBER


PV-8

Single Phase Inverter with HD-Wave Technology

for North America

SE3000H-US / SE3800H-US / SE5000H-US / SE6000H-US / SE7600H-US / SE10000H-US / SE11400H-US

INVERTERS



12-25
YEAR WARRANTY

Optimized installation with HD-Wave technology

- Specifically designed to work with power optimizers
- Record-breaking 99% weighted efficiency
- Quick and easy inverter commissioning directly from a smartphone using the SolarEdge SetApp
- Fixed voltage inverter for longer strings
- Integrated arc fault protection and rapid shutdown for NEC 2014 and 2017, per article 690.11 and 690.12
- UL1741 SA certified, for CPUC Rule 21 grid compliance
- Small, lightweight, and easy to install both outdoors or indoors
- Built-in module-level monitoring
- Optional: Faster installations with built-in consumption metering (1% accuracy) and production revenue grade metering (0.5% accuracy, ANSI C12.20)

solaedg.com



Single Phase Inverter with HD-Wave Technology for North America

SE3000H-US / SE3800H-US / SE5000H-US / SE6000H-US / SE7600H-US / SE10000H-US / SE11400H-US

MODEL NUMBER	SE3000H-US	SE3800H-US	SE5000H-US	SE6000H-US	SE7600H-US	SE10000H-US	SE11400H-US
APPLICABLE TO INVERTERS WITH PART NUMBER	SE0000H-XXXXXX4						
OUTPUT							
Rated AC Power Output	3000	3800 @ 240V 3520 @ 208V	5000	6000 @ 240V 5500 @ 208V	7600	10000	11400 @ 240V 10500 @ 208V
Maximum AC Power Output	3000	3800 @ 240V 3520 @ 208V	5000	6000 @ 240V 5500 @ 208V	7600	10000	11400 @ 240V 10500 @ 208V
AC Output Voltage Min. Norm. Max. (20° - 25°)	✓	✓	✓	✓	✓	✓	✓
AC Output Voltage Min. Norm. Max. (10° - 20° - 25°)	✓	✓	✓	✓	✓	✓	✓
AC Frequency (Nominal)	50 - 60 - 60.5P						
Maximum Continuous Output Current @240V	12.5	16	21	25	32	42	47.5
Maximum Continuous Output Current @208V	-	16	-	24	-	-	48.5
Power Factor	1. Adjustable - 0.85 to 0.85						
CEC Threshold	1						
Utility Monitoring: All string Protection Country Configurable Thresholds	Yes						
INPUT							
Maximum DC Power @240V	4650	5300	7750	9300	11800	15300	17650
Maximum DC Power @208V	-	5100	-	7150	-	-	10500
Transformerless, Ungrounded	Yes						
Maximum Input Voltage	400						
Nominal DC Input Voltage	400						
Maximum Input Current @240V	8.5	12.5	11.5	8.5	20	27	35.5
Maximum Input Current @208V	-	9	-	-	-	-	27
Max. Input Short Circuit Current	45						
Inverter Fault by Protection	Yes						
Ground Fault Indication Detection	100% Sensitivity						
Maximum Inverter Efficiency	99						
CEC Weighted Efficiency	99						
Lighttime Power Consumption	< 2.5						

* For other regional settings please contact Solar Edge support
 ** A higher current source may be used, the inverter will limit its output current to the values stated

GRNE SOLAR
 www.grnesolar.com
 GRNE SOLAR
 2024 SW 15TH ST
 LINCOLN, NE 68522
 PHONE # 402-925-1351
 NEBRASKA@GRNESOLAR.COM

VERSION	DESCRIPTION	DATE	REV	DRAWN BY	CHECKED BY
		10/27/2022	A		

PROJECT NAME
**JUAN HARO
 704 TURKEY DR
 GIBBON, NE**

SHEET NAME
**INVERTER
 DATA SHEET**

SHEET SIZE
**ANSI B
 11" X 17"**

SHEET NUMBER
PV-9

Single Phase Inverter with HD-Wave Technology for North America

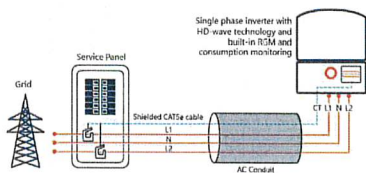
SE3000H-US / SE3800H-US / SE5000H-US / SE6000H-US / SE7600H-US / SE10000H-US / SE11400H-US

MODEL NUMBER	SE3000H-US	SE3800H-US	SE5000H-US	SE6000H-US	SE7600H-US	SE10000H-US	SE11400H-US
ADDITIONAL FEATURES							
Supported Communication Interfaces	RS485, Ethernet, ZigBee (optional), Cellular (optional)						
Real-time Grade Metering (AFQ) CT20	Optional ¹						
Construction material	With the SetApp mobile application using Built-in Wi-Fi Access Point for Local Connection						
Inverter Commissioning	Automatic Rapid Shutdown upon AC Grid Disconnect						
Grid Shutdown - FCC 2014 and 2017 E91.2	Automatic Rapid Shutdown upon AC Grid Disconnect						
STANDARD COMPLIANCE							
Safety	UL1741, UL1741 SA, UL1699B, CSA C22.2, Class II AFQ according to TEL M-07						
Grid Connection Standards	IEEE 1547, Rule 21, Rule M 06						
Dimensions	FCC Part 15 Class B						
INSTALLATION SPECIFICATIONS							
AC Output Conduit Size / AWG Range	1" Maximum / 14-6 AWG			1" Maximum / 14-4 AWG			
DC Input Conduit Size / # of Straps / AWG Range	1" Maximum / 1-2 Straps / 14-6 AWG			1" Maximum / 1-3 Straps / 14-6 AWG			
Dimensions with Safety Switch (mm)	177 x 146 x 68 / 7.0 x 5.8 x 2.7	174	213 x 146 x 71 / 8.4 x 5.8 x 2.8	185	in / mm		
Weight with Safety Switch	22 / 10	25 / 11.4	25.2 / 11.5	38.0 / 17.6	lb / kg		
Noise	x 25			x50			
Grounding	Natural Connection						
Operating Temperature Range	-10°C to +10°C / +10 to +50°F						°C / °F
Protection Rating	NEMA-4X (Inverter only) (Safety Switch)						

¹ Inverter with Remote Grade Meter (RGM) SE3000H-US/SE3800H-US/SE5000H-US/SE6000H-US/SE7600H-US/SE10000H-US/SE11400H-US. For consumption metering, current transformers should be ordered separately. SE3170SD-100A-20 or SE3170SD-500A-20. 20 units per box. ² Full power up to 60 Hz/120V. For power line rating information refer to <https://www.grnesolar.com/usa/technical-specifications>

How to Enable Consumption Monitoring

By simply using current transformers through the inverter's existing AC conduit and connecting them to the smart panel, homeowners will gain full insight into their household energy usage helping them to avoid high electricity bills.



© GrNe Solar Technologies, Inc. All rights reserved. ©2018/2019. The GrNe Solar logo and the HD-Wave logo are trademarks or registered trademarks of GrNe Solar Technologies, Inc. All other trademarks are the property of their respective owners. Sheet: 001-002-001-000-001. For more information visit www.grnesolar.com

RoHS

VERSION	DESCRIPTION	DATE	REV	DRAWN BY	CHECKED BY
	INITIAL RELEASE	10/27/2022	A	TC	JS

PROJECT NAME

JUAN HARO
704 TURKEY DR
GIBBON, NE


SHEET NAME
INVERTER DATA SHEET
SHEET SIZE
ANSI B 11" X 17"
SHEET NUMBER
PV-10



SolarEdge Power Optimizer

Module Add-On For North America

P320 / P370 / P400 / P405 / P505



POWER OPTIMIZER

PV power optimization at the module-level

- Specifically designed to work with SolarEdge inverters
- Up to 25% more energy
- Superior efficiency (99.5%)
- Mitigates all types of module mismatch losses, from manufacturing tolerance to partial shading
- Flexible system design for maximum space utilization
- Fast installation with a single bolt
- Next generation maintenance with module-level monitoring
- Compliant with arc fault protection and rapid shutdown NEC requirements (when installed as part of the SolarEdge system)
- Module-level voltage shutdown for installer and firefighter safety

100% COUNTRY OF ORIGIN BY THE FOLLOWING COUNTRIES: CHINA, AUSTRALIA, INDIA, FRANCE, ITALY, SOUTH AFRICA, SOUTH KOREA, HONG KONG, U.S.A. www.solaredge.us

SolarEdge SolarEdge Power Optimizer

Module Add-On for North America

P320 / P370 / P400 / P405 / P505

OPTIMIZER MODEL (Input module compatibility)	P320 (for high-power 60-watt modules)	P370 (for higher-power 60 and 75-watt modules)	P400 (for 72 & 96-watt modules)	P405 (for thin film modules)	P505 (for higher current modules)	
INPUT						
Rated Input DC Power	320	370	400	405	505	W
Absolute Maximum Input Voltage (Voc at lowest temperature)	48	62	80	125	83	Vdc
MPPT Operating Range	8-48	8-60	8-80	12.5-105	12.5-83	Vdc
Maximum Short Circuit Current (Isc)	11		10.1		14	Adc
Maximum DC Input Current	13.75		12.63		17.5	Adc
Maximum Efficiency			99.5			%
Weighted Efficiency			98.6		98.6	%
OUTPUT DURING OPERATION (POWER OPTIMIZER CONNECTED TO OPERATING SOLAREGE INVERTER)						
Maximum Output Current			15		15	Adc
Maximum Output Voltage		60			85	Vdc
OUTPUT DURING STANDBY (POWER OPTIMIZER DISCONNECTED FROM SOLAREGE INVERTER OR SOLAREGE INVERTER OFF)						
Safety Output Voltage per Phase Optimizer	1 ± 0.1					Vdc
STANDARD COMPLIANCE						
EMC	FCC Part 15 Class B, IEC61000-6-2, IEC61000-6-3					
Safety	IEC62109-1 (access to safety), UL1741					
INSTALLATION SPECIFICATIONS						
Maximum Allowed System Voltage	1000					Vdc
Compatible Inverters	All SolarEdge Single Phase and Three Phase Inverters					
Dimensions (W x H)	128 x 152 x 28 / 5 x 5.97 x 1.1	128 x 152 x 36 / 5 x 5.97 x 1.42	128 x 152 x 50 / 5 x 5.97 x 1.96	128 x 152 x 53 / 5 x 5.97 x 2.12		mm / in
Weight (including cables)	630 / 1.4		730 / 1.7	845 / 1.9	1064 / 2.3	g / lb
Input Connector	MC4™					
Output Wire Type / Connector	Double Insulated NEMA					
Output Wire Length	0.95 / 3.0		1.2 / 3.9			m / ft
Operating Temperature Range	-40 ~ +85 / -40 ~ +185					°C / °F
Protection Rating	IP68 / NEMA6P					
Relative Humidity	0 ~ 100					%
<small>* Rated IEC power at the module. Module of up to 110% power tolerance allowed. † For other countries, please contact your distributor.</small>						
PV SYSTEM DESIGN USING A SOLAREGE INVERTER™						
		SINGLE PHASE HD-WAVE	SINGLE PHASE	THREE PHASE 208V	THREE PHASE 480V	
Minimum String Length (Power Optimizers)	P320, P370, P400 P405 / P505	8	8	10	18	
Maximum String Length (Power Optimizers)		25	25	25	50	
Maximum Power per String	5700 (600W with SE7600H-US, SE13000H-US)	5290	6000	6000	12750	W
Parallel Strings of Different Lengths or Orientations	N/A					

* The maximum string length information is based on the SolarEdge (SE7600H-US) inverter. For other inverter models, please contact your distributor.
† A string with more than 30 optimizers does not meet NEC rapid shutdown requirements. Safety voltage will be above the 30V requirement.



© SolarEdge Technologies, Inc. All rights reserved. SOLAREGE, the SolarEdge logo, OPTIMIZER, and the Optimizer logo are trademarks of SolarEdge Technologies, Inc. All other trademarks contained herein are the property of their respective owners. Date: 11/20/2015 (Rev. 001) Subject to change without notice.

GRNE SOLAR
www.grnesolar.com
GRNE SOLAR
2024 SW 5TH ST
LINCOLN, NE 68522
PHONE # 402-925-3351
NEBRASKA@GRNESOLAR.COM

VERSION	CHECKED BY	DRAWN BY	REVISION		DATE	INITIAL RELEASE
			REV	A		
					10/07/2022	

PROJECT NAME
**JUAN HARO
704 TURKEY DR
GIBBON, NE**

SHEET NAME
**OPTIMIZER
DATA SHEET**

SHEET SIZE
**ANSI B
11" X 17"**

SHEET NUMBER
PV-11

General Duty Safety Switch



Key product features:

- Updated switch is an enhancement of legacy V&I design
- NEW Compact sizes for improved space efficiency
- NEW Oversized lugs for maximum wire range and easy termination, 30A switches
- Visible handle, double break switching action
- Packaging provisions to lock cover closed or to lock switch in the "OFF" position
- Horsepower rated
- Rated 10,000 AIC with Class K fuses or 11 fuses or rated 100,000 A/C with Class R fuses



Cross Reference Guide

Ampere rating	NEMA enclosure rating	Legacy catalog number	New catalog number	Shipping weight to Box (Standard package qty)	Legacy switch enclosure Dimensions: Height, width, depth (in)	New switch enclosure Dimensions: Height, width, depth (in)
1 Pole, 3 Pole, 3 Pole Neutral						
30	Type 1	GF221N	GF221NA	30 (10)	8.13 x 5.5 x 3	
	Type 1	GF221HU	GF221HAU	3 (1)		
	Type 3R	GF221NR	GF221NRA	30 (10)	8.16 x 5.16 x 3.13	8.56 x 5.44 x 2.75
60	Type 1	GF221NRU	GF221NRAU	3 (1)		
	Type 1	GF222R	GF222RA	20 (5)	15.45 x 6.64 x 5.05	
	Type 3R	GF222NR	GF222NRA	20 (5)	15.45 x 6.64 x 5.05	10.07 x 6.42 x 3.03
2 Pole, 3 Pole, 3 Pole Neutral						
30	Type 1	GF321N	GF321NA	30 (10)	8.13 x 7.19 x 3	8.56 x 5.44 x 2.75
	Type 3R	GF321NR	GF321NRA	30 (10)	8.16 x 7.19 x 3.13	
	Type 1	GF322R	GF322RA	20 (5)	15.45 x 6.64 x 5.05	
60	Type 3R	GF322NR	GF322NRA	20 (5)	15.76 x 6.64 x 5.05	10.07 x 6.42 x 3.03
	Type 1	GF322R	GF322RA	4 (1)		
	2 Pole, Non-Fusible					
30	Type 1	GNF221	GNF221A	20 (10)	8.13 x 5.5 x 3	
	Type 3R	GNF221R	GNF221RA	20 (10)	8.16 x 5.16 x 3.13	6.35 x 4.56 x 2.70
	Type 1	GNF221RP	GNF221RAU	2 (1)		
60	Type 1	GNF222	GNF222A	30 (10)		
	Type 3R	GNF222R	GNF222RA	30 (10)		8.56 x 5.44 x 2.75
	Type 3R	GNF222RP	GNF222RAU	3 (1)	8.16 x 5.16 x 3.13	
3 Pole, Non-Fusible						
30	Type 1	GNF321	GNF321A	20 (10)	8.13 x 7.19 x 3	6.35 x 4.56 x 2.70
	Type 3R	GNF321R	GNF321RA	20 (10)	8.16 x 7.19 x 3.13	
	Type 1	GNF322	GNF322A	30 (10)	12.31 x 6.64 x 8.61	8.56 x 5.44 x 2.75
60	Type 3R	GNF322R	GNF322RA	30 (10)	12.62 x 6.64 x 8.61	

GRNE SOLAR
www.grnesolar.com
GRNE SOLAR
2004 SW 5TH ST
LINCOLN, NE 68522
PHONE # 402-925-3351
NEBRASKA@GRNESOLAR.COM

VERSION		DATE	REV	DRAWN BY	CHECKED BY
		10/27/2022	A	TC	JS
PROJECT NAME					
<p>JUAN HARO 704 TURKEY DR GIBBON, NE</p>					
SHEET NAME					
DISCONNECT DATA SHEET					
SHEET SIZE					
ANSI B 11" X 17"					
SHEET NUMBER					
PV-12					



SOLAR'S FASTEST ATTACHMENT

NanoMount®

Rafter or Deck Mount



Damaging roof shingles used to be one of a solar installers' worst challenges.

Now, the easy, affordable solution is NanoMount®, SunModo's patented solar mounting innovation.

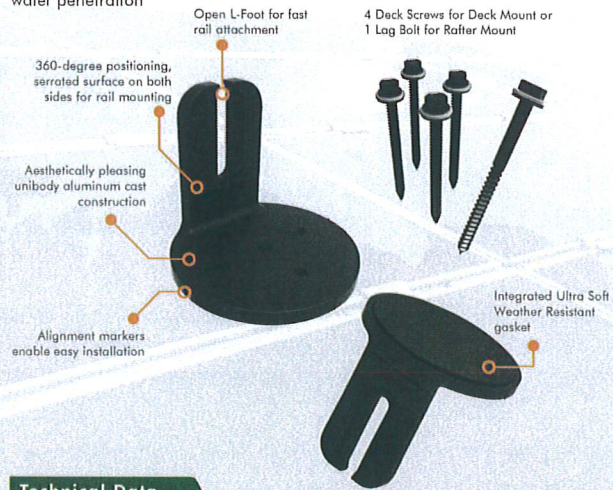
The mount eliminates the need for lifting shingles and dramatically reduces the installation time.

The NanoMount® Advantage

- ✓ The fastest roof attachment in solar.
- ✓ Versatile mounting options including direct-to-decking.
- ✓ Eliminates the need to lift shingles and prevents damage to shingles.
- ✓ High-Velocity Hurricane Zone Approved - Passed TAS 100 (a) Wind-Driven Rain Test.
- ✓ All materials are compatible with asphalt shingles and single-ply roof membranes.

Key Features of NanoMount®

5 levels of protection against water penetration



Technical Data

Application	Residential roof coverings, commercial single-ply roof membranes
Material	High grade aluminum, 304 stainless steel hardware
Finish	Black powder coating
Roof Attachment	Rafter and decking
Structural integrity	IBC and IRC Compliant
Warranty	25 years

SunModo, Corp. Vancouver, WA., USA • www.sunmodo.com • 360.844.0048 • info@sunmodo.com



GRNE SOLAR
www.grnesolar.com
GRNE SOLAR
2004 SW 5TH ST
LINCOLN, NE 68522
PHONE # 402-925-3351
NEBRASKA@GRNESOLAR.COM

VERSION	DESCRIPTION	DATE	REV	DRAWN BY	CHECKED BY
		10/27/2022			

PROJECT NAME
**JUAN HARO
704 TURKEY DR
GIBBON, NE**

SHEET NAME	ROOF MOUNT DATA SHEET
SHEET SIZE	ANSI B 11" X 17"
SHEET NUMBER	PV-13



**POP-ON
TECHNOLOGY
LETS YOU
HEAR
WHEN IT
IS RIGHT**

**SMR Pitched
Roof System**

SunModo introduces the SMR Pitched Roof System, the best value pitched roof mounting system on the market.

With fast and easy Pop-On Clamps and L-Foot adaptors, professional installers can mount, adjust, and secure PV panels with a single tool.

Whether rafter or deck, portrait or landscape, the SMR System is the ideal solution for your solar installation. Save money on materials and installation time.

The SMR System Advantage


- ✓ The best value, best performing rail system on the market
- ✓ Lag-to-Panel single tool installation
- ✓ Pop-On universal clamps make installation fast, reliable and flexible
- ✓ A full range of roof attachments to meet every need
- ✓ Fastest install and lowest cost

Key Features of the SMR System

The SMR System represents a huge leap in racking technology. Optimized design makes the SMR Rails not only the lightest but also the strongest rails on the market. One tool assembly and Pop-On technology allow fast and worry-free installation. The cost and performance cannot be beaten.



SMR 100 Rail
4' span or more up to 60 psf snow load or 130 mph winds



SMR 200 Rail
4' span or more up to 90 psf snow load or 130 mph winds

Clamps & Grounding



Mid Clamp
The Bonding Pop-On Universal Mid Clamps accommodate PV module frame heights ranging from 30mm to 48mm. The fastest installing Mid Clamps on the market.



L Foot Adaptor
Fast and easy Pop-On L-Foot Adaptor speeds installation and eliminates old-fashioned T-Balls. Install fast with full confidence in every attachment.



End Clamp
End Clamps are adjustable for different module frame heights and provide fast and secure attachment of modules.



Rail Splice
Structural bonding splice with fast and easy single bolt installation.



Shared Rail Mid/End Clamp
Easily adapt racking to Shared Rail install. Uses the same Pop-On technology to provide fast and easy install.



Grounding Lug
The Lug provides proper grounding of the PV System.

Technical Data

Application	Pitched Roof
Roof Type	Composition shingle, Metal and Tile
Material	High grade aluminum and 304 stainless steel hardware
PV Modules	Compatible with all common module types
Module Orientation	Portrait and landscape
Roof Attachment	Rafter and decking
Structural Integrity	IBC compliant, stamped engineering letters available
Certificate	UL 2703 listed by ETL
Warranty	25 years

SunModo, Corp. Vancouver, WA., USA • www.sunmodo.com • 360.844.0048 • info@sunmodo.com



GRNE SOLAR
www.grnesolar.com
GRNE SOLAR
3004 SW 5TH ST
LINCOLN, NE 68522
PHONE # 402-925-3351
NEBRASKA@GRNESOLAR.COM

VERSION	DATE	REV	DRAWN BY	CHECKED BY
	10/27/2012	A	TC	JS
DESCRIPTION	INITIAL RELEASE			

PROJECT NAME

**JUAN HARO
704 TURKEY DR
GIBBON, NE**

SHEET NAME

**RAILING
DATA SHEET**

SHEET SIZE

**ANSI B
11" X 17"**

SHEET NUMBER

PV-14

Pam Rasmussen

From: gibboncityhall-pam@nctc.net on behalf of Brungardt, Ryan
<ryan.brungardt@grnesolar.com>
Sent: Friday, December 2, 2022 9:28 AM
To: Pam Rasmussen
Subject: Fwd: Gibbon Juan Haro 18 MODULES - ROOF MOUNTED - 6.0 KW AC, 7.29 KW DC
Solar located at 704 Turkey Drive, Gibbon, NE (GRNE) Notification 11899393

Here is the interconnection approval for Juan Haro solar project from NPPD.

How is the approval process coming for the building permit?

Get [Outlook for iOS](#)

From: Pillen, Thomas D. <tdpille@nppd.com>
Sent: Friday, December 2, 2022 9:20:21 AM
To: Brungardt, Ryan <ryan.brungardt@grnesolar.com>
Subject: ****EXTERNAL**** Gibbon Juan Haro 18 MODULES - ROOF MOUNTED - 6.0 KW AC, 7.29 KW DC Solar located at 704 Turkey Drive, Gibbon, NE (GRNE) Notification 11899393

Ryan, per your email request on November 29, 2022, please be advised that on December 1, 2022, NPPD Engineer Doug Jebens completed the Technical Engineering Fast Track Analysis and passes all of NPPD's technical criteria. Per this email note GRNE has NPPD's authorization to begin the Solar installation process for the Juan Haro 18 MODULES - ROOF MOUNTED - 6.0 KW AC, 7.29 KW DC Solar located at 704 Turkey Drive, Gibbon, NE . If you have any questions, please let me know. Thanks!!

Tom

Thomas D. Pillen
Senior Project Coordinator
Nebraska Public Power District
Phone: 402-563-5284
Cell: 402-910-0180
Email: tdpille@nppd.com

The information contained in this message is confidential proprietary property of Nelnet, Inc. and its affiliated companies (Nelnet) and is intended for the recipient only. Any reproduction, forwarding, or copying without the express permission of Nelnet is strictly prohibited. If you have received this communication in error, please notify us immediately by replying to this e-mail.

Permit No 2022-37

Zoning Classification:(Circle One)

AGR, R-1, R-2, R-3, C-1, C-2, I,

Date Paid: 11/30/22

F-1, PUD-1

Fee Paid: \$ 25.00 Cash 41837 Check #

Value Of Project: \$ 14,000⁰⁰

APPLICATION FOR A ZONING PERMIT

GIBBON, NEBRASKA

Directions: Fill in the following information as accurately and completely as possible. This application is not acceptable unless all required information is furnished.

Property Owner: Woody Giddings
Address: 6335 Lowell Rd
City, State, Zip: Gibbon NE 68840
Phone Number: 308-380-1722
Cell Number: 308-380-0329

Contractor: ABC Seamless
Certificate of Insurance:
Address: 710 Marshall Wood River
Phone Number: 308-583-2662
Cell Number:

Address of Construction Site: 6335 Lowell Rd

(If none, one must be issued from the City of Gibbon)

New Residential Residential Addition Accessory Building Fence

Proposed Structure: Patio Enclosure Dimension of Structure: 26' x 16'
Distance From Front Property Line: 205' North Distance From Rear Property Line: 67' South
Distance From Side Property Line: 215 East Distance From 2nd Side Line: 22' West
Distance Between Other Buildings (minimum 5'): see attached
Height To The Top Of Roof: 10'
Footing Depth (42" minimum): 3'6"
Is There A Utility Easement On Either The Back Or Side Property? No
Approximately When Will Construction Begin? _____ Finish? _____

*Contact: _____ 308.468.6118 or _____ Regarding Set-Back Inspection.

Date of Inspection: _____

Signature

*** (One mile radius outside city limits) If the structure is a residence on less than 10 acres indicate the date this property was platted as a separate parcel 1868 and the name of the lot split or subdivision.

***Ordinance #391 states: All building permits shall include sidewalk plans prior to approval of building permit.

***Resolution #1995-4: No physical work shall be done before building permit is approved, or additional \$75.00 fee will be charged.

Signature of Applicant: Woody Giddings

***This permit expires 1 year after issuance unless work has begun for up to 2 years.

Recommendations needed before approval: _____

Approval of Planning Commission: _____

Signature of Co-Chairman

Signature of Chairman Curt Mays
Signature of Board Member

Final Approval of Application by City Council of the City of Gibbon, Nebraska

Date Application Approved Denied _____ Expiration Date _____

Signed _____
Mayor

Attest: _____
City Clerk

Building Design

This Building Permit must include the following items:

- 1) All buildings must be drawn on the lot. This includes homes, garages, storage sheds, car ports, etc.
- 2) Once all buildings are drawn, you must show distances between all buildings. (This needs to be shown from the foundation.)
- 3) After showing distances between all existing buildings, draw in distances from the buildings to your lot lines.

4) Use the following for setbacks from your main building/house to your lot lines:

	<u>R-1</u>	<u>R-2</u>	<u>R-3</u>	<u>C-1</u>	<u>C-2</u>	<u>I</u>	<u>AGR</u>
Rear	10 Ft.	10 Ft.	10 Ft.	25 Ft.	0 Ft.	25 Ft.	35 Ft.
Side	7 Ft.	7 Ft.	7 Ft ***	None (*)	None (**)	25 Ft.	20 Ft.
Front	25 Ft.	25 Ft.	***	30 Ft.	None	35 Ft.	35 Ft.
Height	35 Ft.	35 Ft.	35 Ft.	35 Ft.	45 Ft.	50 Ft.	35 Ft.

*** Mobile home 15 Ft front & 17 Ft side. Other 25 Ft front and 35 Ft height in R-3 zone.


**No Minimum is required except along side of a lot abutting on an A-1, TA-1, or Residential District, a side yard of not less than 15 feet shall be provided.

* No minimum except along side of a lot abutting an A-1, TA-1, or Residential District, a side yard of not less than 25 feet shall be provided.

- 5) Accessory buildings. No accessory building shall be erected in any front yard and no detached accessory building shall be erected closer than five (5) feet to the main dwelling. Accessory buildings smaller than 100 square feet may be located in the side and rear yard, but shall not be closer than two (2) feet to the rear lot line and two (2) feet to the side lot line. Buildings larger than 100 square feet must meet five (5) feet on the side and three (3) on the back set back. All garage entrances must have a minimum ten (10) feet long drive when garage opening is perpendicular to the access street or alley. No accessory building or structure shall be erected across public utility easements of record.
- 6) Once all buildings and dimensions are drawn, turn back into City Hall by noon on Friday prior to scheduled Planning Commission meeting. The Planning Commission will review the permit the second Monday of each month. If the permit is not turned in on time, you will have to wait another month.

For complete regulations a copy can be obtained at City Hall for the particular project.

- 7) Use the following diagram below to draw your specifications. This does not have to be drawn to scale.



Is this a corner lot?

Yes

No

(circle one)



MFS / YORK / STORMOR

A Division of GLOBAL Industries Inc.

PH: 308-384-9320

FAX: 308-389-5253

NE: 800-658-3104

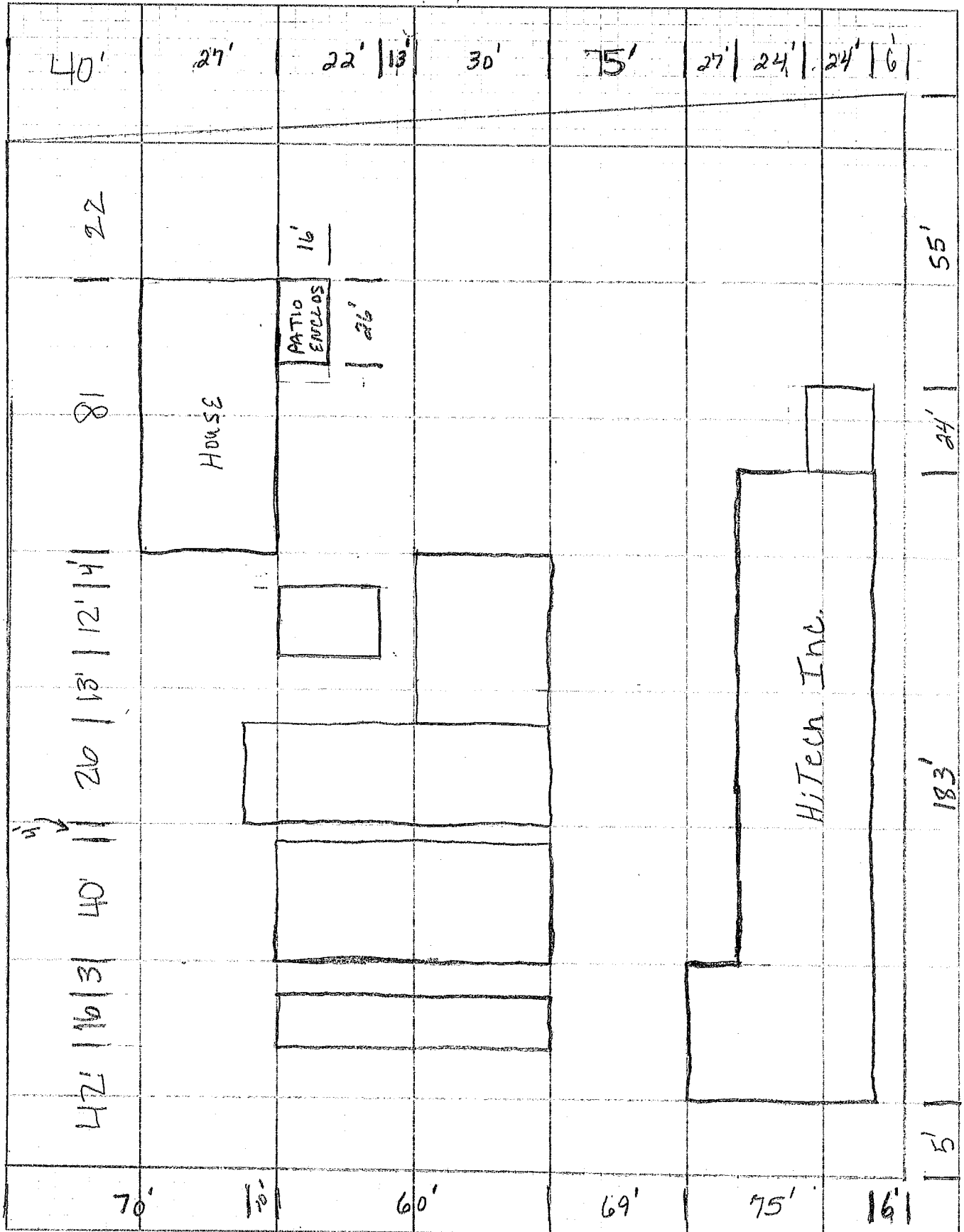
WATS: 800-247-6621

DATE: _____

CONTACT: _____

PROJECT: _____

PHONE/FAX: _____



SOUTH

NORTH

Permit No. 2022-38

Zoning Classification: (Circle One)

AGR, R-1, R-2, R-3, C-1, C-2, I,

F-1, PUD-1

Date Paid: 12-6-2022

Fee Paid: \$ 25.00 Cash

Check # CCaid 75135314

Value Of Project: \$ 7989.91

**APPLICATION FOR A ZONING PERMIT
GIBBON, NEBRASKA**

Directions: Fill in the following information as accurately and completely as possible. This application is not acceptable unless all required information is furnished.

Property Owner: Lanny Kosmicki
Address: 1321 8th
City, State, Zip: Gibbon NE 68846
Phone Number: _____
Cell Number: 308-340-7841

Contractor: American Fence Company
Certificate of Insurance: _____
Address: 2170 N Ave Kearney
Phone Number: 308-810-0140
Cell Number: 308-860-0743

Address of Construction Site: 1321 8th

(If none, one must be issued from the City of Gibbon)

New Residential Residential Addition Accessory Building Fence

Proposed Structure: Privacy Fence Dimension of Structure: _____

Distance From Front Property Line: 5051 Distance From Rear Property Line: 0

Distance From Side Property Line: 0 Distance From 2nd Side Line: 0

Distance Between Other Buildings (minimum 5'): _____

Height To The Top Of Roof: _____

Footing Depth (42" minimum): _____

Is There A Utility Easement On Either The Back Or Side Property? NO

Approximately When Will Construction Begin? 12/15/2022 Finish? 12/20/2022

*Contact: _____ 308.468.6118 or _____ Regarding Set-Back Inspection.

Date of Inspection: 12/15/22 Signature: [Signature]

*** (One mile radius outside city limits) If the structure is a residence on less than 10 acres indicate the date this property was platted as a separate parcel _____ and the name of the lot split or Subdivision.

*** Ordinance #391 states: All building permits shall include sidewalk plans prior to approval of building permit.

*** Resolution #1995-4: No physical work shall be done before building permit is approved, or additional \$75.00 fee will be charged.

Signature of Applicant: [Signature]

*** This permit expires 1 year after issuance unless work has begun for up to 2 years.

Recommendations needed before approval: _____

Approval of Planning Commission: [Signature]

Signature of Chairman: [Signature]

Signature of Co-Chairman: [Signature]

Signature of Board Member: [Signature]

Final Approval of Application by City Council of the City of Gibbon, Nebraska

Date Application _____ Approved _____ Denied _____ Expiration Date _____

Signed _____ Mayor

Attest: _____ City Clerk

Building Design

This Building Permit must include the following items:

- 1) All buildings must be drawn on the lot. This includes homes, garages, storage sheds, car ports, etc.
- 2) Once all buildings are drawn, you must show distances between all buildings. (This needs to be shown from the foundation.)
- 3) After showing distances between all existing buildings, draw in distances from the buildings to your lot lines.

4) Use the following for setbacks from your main building/house to your lot lines:

	R-1	R-2	R-3	C-1	C-2	I	AGR
Rear	10 Ft.	10 Ft.	10 Ft.	25 Ft.	0 Ft.	25 Ft.	35 Ft.
Side	7 Ft.	7 Ft.	7 Ft.***	None (*)	None (**)	25 Ft.	20 Ft.
Front	25 Ft.	25 Ft.	***	30 Ft.	None	35 Ft.	35 Ft.
Height	35 Ft.	35 Ft.	35 Ft.	35 Ft.	45 Ft.	50 Ft.	35 Ft.

*** Mobile home 15 Ft front & 17 Ft side. Other 25 Ft front and 35 Ft height in R-3 zone.

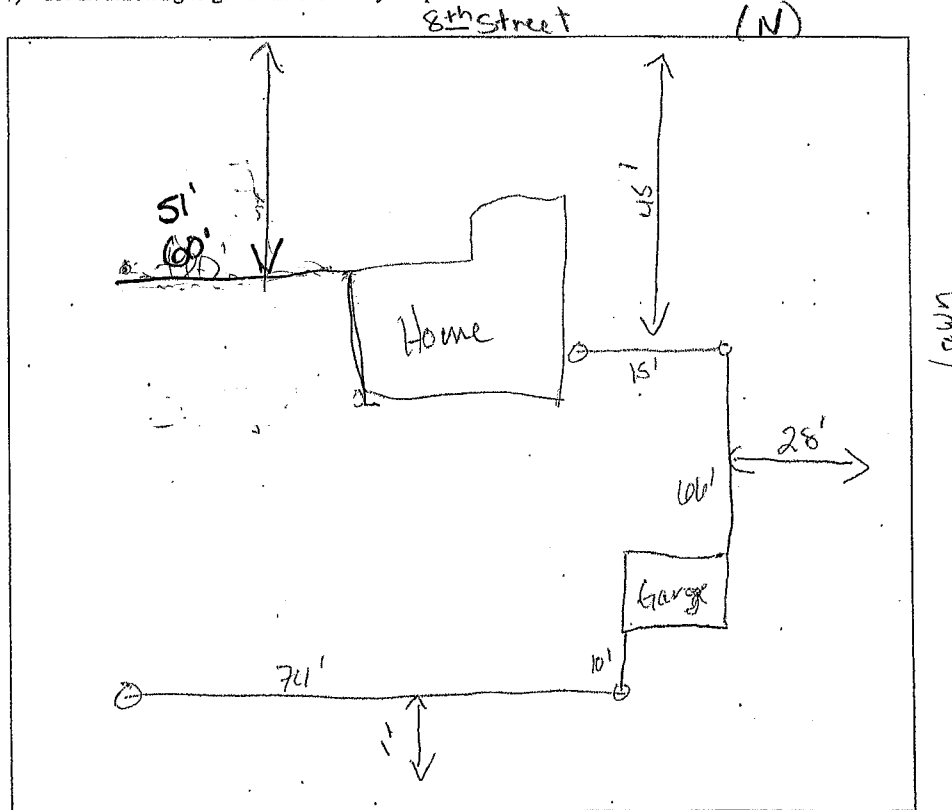
**No Minimum is required except along side of a lot abutting on an A-1, TA-1, or Residential District, a side yard of not less than 15 feet shall be provided.

* No minimum except along side of a lot abutting an A-1, TA-1, or Residential District, a side yard of not less than 25 feet shall be provided.

- 5) Accessory buildings. No accessory building shall be erected in any front yard and no detached accessory building shall be erected closer than five (5) feet to the main dwelling. Accessory buildings smaller than 100 square feet may be located in the side and rear yard, but shall not be closer than two (2) feet to the rear lot line and two (2) feet to the side lot line. Buildings larger than 100 square feet must meet five (5) feet on the side and three (3) on the back set back. All garage entrances must have a minimum ten (10) feet long drive when garage opening is perpendicular to the access street or alley. No accessory building or structure shall be erected across public utility easements of record.
- 6) Once all buildings and dimensions are drawn, turn back into City Hall by noon on Friday prior to scheduled Planning Commission meeting. The Planning Commission will review the permit the second Monday of each month. If the permit is not turned in on time, you will have to wait another month.

For complete regulations a copy can be obtained at City Hall for the particular project.

- 7) Use the following diagram below to draw your specifications. This does not have to be drawn to scale.



Is this a corner lot? Yes No (circle one)

Permit No. 2022-39

Zoning Classification:(Circle One)
AGR, R-1, R-2, R-3, C-1, C-2, I,
F-1, PUD-1

Date Paid: _____

Fee Paid: \$ _____ Cash _____ Check # _____

Value Of Project: \$ 1,931,701.81

APPLICATION FOR A ZONING PERMIT
GIBBON, NEBRASKA

Directions: Fill in the following information as accurately and completely as possible. This application is not acceptable unless all required information is furnished.

Property Owner: City of Gibbon
Address: 715 Frank St
City, State, Zip: Gibbon, Ne, 68840
Phone Number: 308-468-6118
Cell Number: _____

Contractor: ED Construction
Certificate of Insurance: 2000
Address: 209 E 6th St Kearney, Ne 68848
Phone Number: 308-234-1836
Cell Number: _____

Address of Construction Site: 714 1st St Gibbon, Ne 68840
(If none, one must be issued from the City of Gibbon)

____ New Residential ____ Residential Addition ____ Accessory Building ____ Fence

X Commercial Addition
Proposed Structure: Metal Building Dimension of Structure: 76'-6" x 60'-10"

Distance From Front Property Line: 25' Distance From Rear Property Line: _____

Distance From Side Property Line: _____ Distance From 2nd Side Line: _____

Distance Between Other Buildings (minimum 5'): _____

Height To The Top Of Roof: 19'

Footing Depth (42" minimum): _____

Is There A Utility Easement On Either The Back Or Side Property? _____

Approximately When Will Construction Begin? 3/23 Finish? 1/24

*Contact: _____ 308.468.6118 or _____ Regarding Set-Back Inspection.

Date of Inspection: _____
Signature _____

*** (One mile radius outside city limits) If the structure is a residence on less than 10 acres indicate the date this property was platted as a separate parcel _____ and the name of the lot split or Subdivision.

*** Ordinance #391 states: All building permits shall include sidewalk plans prior to approval of building permit.

*** Resolution #1995-4: No physical work shall be done before building permit is approved, or additional \$75.00 fee will be charged.

Signature of Applicant: [Signature]

*** This permit expires 1 year after issuance unless work has begun for up to 2 years.

Recommendations needed before approval: _____

Approval of Planning Commission: _____

Signature of Chairman: [Signature]

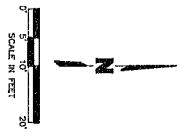
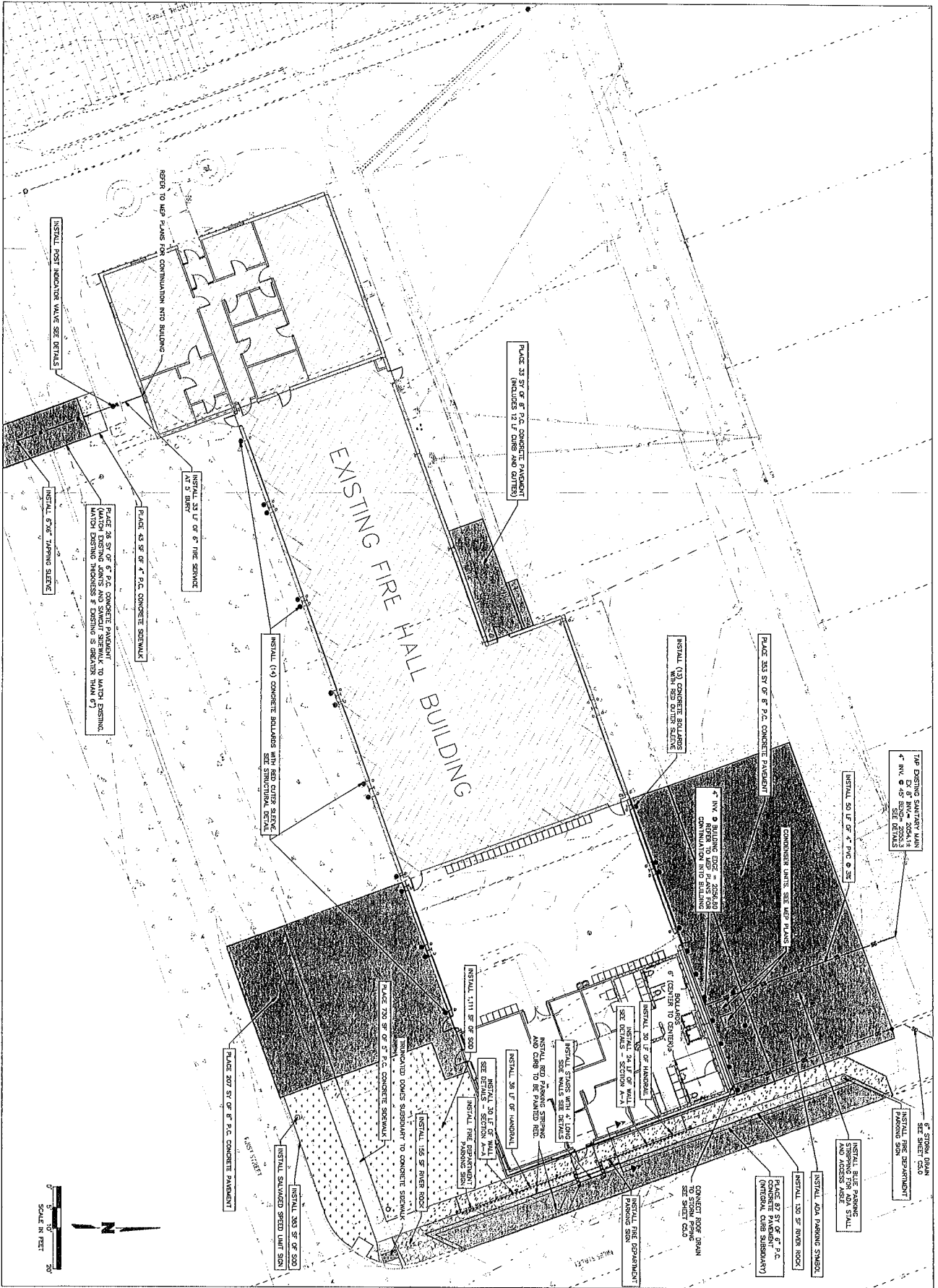
Signature of Co-Chairman: [Signature] Signature of Board Member: [Signature]

Final Approval of Application by City Council of the City of Gibbon, Nebraska

Date Application Approved Denied _____ Expiration Date _____

Signed _____
Mayor

Attest: _____
City Clerk



C3.0

Project Number: 3148
 Date: October 04, 2023
 Copyright © 2023
 Wilkins Architecture/Design/Planning

**CITY OF GIBBON
 FIRE HALL ADDITION
 Gibbon, NE**

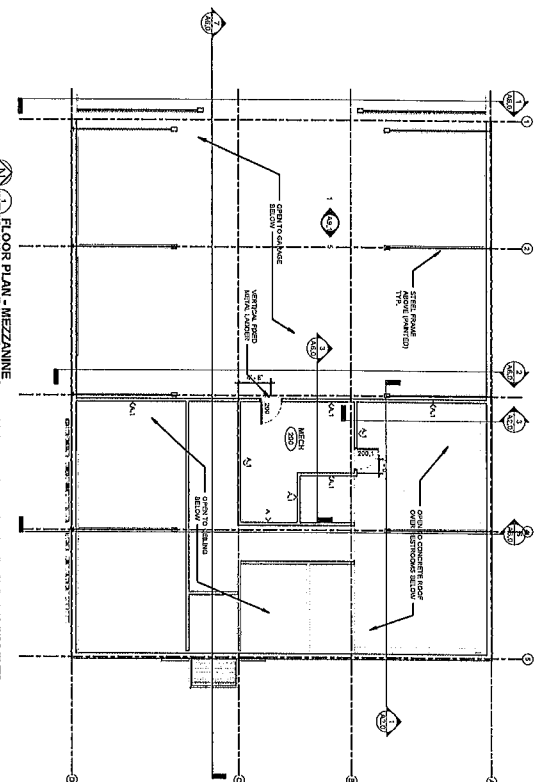
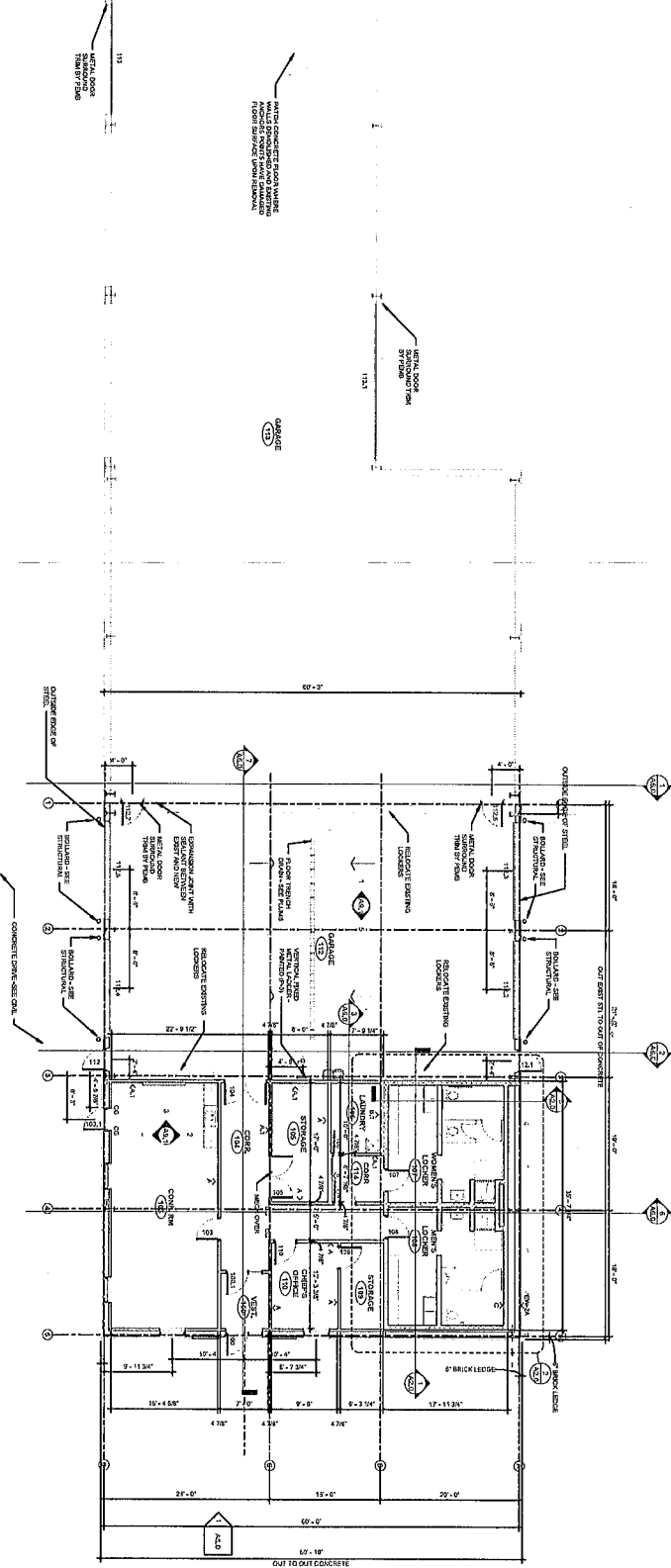
CONSTRUCTION PLAN

olsson
 8418 Summit Avenue,
 Omaha, NE 68164
 Tel: 402.476.2000
 www.olsson.com



WILKINS
 ARCHITECTURE
 DESIGN
 PLANNING
 WILKINS@GIBBON.NE

FLOOR PLAN - FIRST FLOOR



FLOOR PLAN - MEZZANINE

A1.0

Project Number: 2148
 Date: October 27, 2022
 Copyright © 2022
 WILKINS ARCHITECTURE
 Planning & Design

CITY OF GIBBON
FIRE HALL ADDITION
 714 st Street
 Gibbon, NE 68840

CONSULTANT
 LOGO



Report to the City Council December 19th, 2022

Happy Holidays from the Gibbon Public Library! With the new year fast approaching, we are busy planning for fun new programs to bring to the community! A tech month featuring a 3D printer artist, virtual reality and STEM programs, and a reimaged afterschool storytime program are some of the highlights. Stay tuned for more information!

We had so much fun during “Christmas in the Park” on December 3rd. We had over 100 people walk through our Storybook Walk of Lights. Gifts were handed out, gingerbread houses were voted on and participants could “guess how many pinecones” for a chance to win a prize! It was truly a great evening here in Gibbon! We are already looking forward to next year!

Our “Mystery Book” Reading Challenge is wrapping up. We have had close to 100 books checked out and reviewed. Our winner will be announced on Monday, December 19th at 6pm! A \$55 mystery bundle from Oliv3r’s Meat Market + Catering will be awarded to the winner!

We have several new reading challenges in the works! A “Let’s Get Real” adult non-fiction challenge and two opportunities in our children’s library to read to win!

The last two GPL programs of the year feature holiday crafts for kids of all ages and a cookie exchange featuring the Cricut mug press for adults.

The Board will meet again on January 10th at 5:00 p.m. All are welcome to attend.

Thank you for your continued support!

Sincerely,

Missy Onate, Director
Gibbon Public Library

Heritage Center Board Meeting November 29, 2022

Chairman Kevin McGregor called the meeting to order at 7:03 p.m. Open meeting rules have been observed. Present were: Kevin McGregor, Lee Power, Dan Clevenger, Jean Widdowson, and Susan Webster. Guests were Interim City Manager Matt Smallcomb, Kathy Pierce and Joe Widdowson.

Jean made a motion to approve the minutes as read. Dan seconded the motion. Motion carried.

There was no Treasurer's report, however Kevin stated that there had been no transactions since the last Board meeting.

Old Business: The east door has been replaced, and the rock has been laid around the foundation.

Kevin had talked to Barry Hemmerling about the Foundation Paperwork. He has everything he needs to submit the paperwork.

New Business: Interim City Manager Matt Smallcomb presented the three proposals for the foundation repairs. The three proposals were as follows: Ground works Omaha \$13,106.00, Thrasher Foundation Repair \$36,831.54, and Tillotson Enterprises Kearney \$10,069.00. Dan made a motion to accept the proposal from Tillotson Enterprises for the foundation repair in the amount of \$10,069.00, and to authorize the expenditure of \$10,069.00 for the foundation repair work. Jean seconded the motion. Motion carried. See attached sheet for specific information on repair work.

Kevin requested permission to take the following items to the digitization lab at the Nebraska State archives: Milling to in Gibbon book, Golden record book, and the wood map of the Central Irrigation. This is to check on the particulars of having items digitalized. Permission was granted. He also requested permission to take Harold Nutter's map donated by Vicki Lewis to the County Surveyor to find more information about it.

There being no further business Kevin adjourned the meeting at 8:03p.m.

Temporary Use Animal Permit

Permit # 2022-05

Name: Wes Plummer

Date: Dec 8 2022

Address: 208 3rd Street

Phone: 501-831-2435

Email Address: wes.plummer80@gmail.com

Location of Animal(s): Backyard 208 3rd Street

Type of Animal(s): Chickens

Number of Animal(s): 4-8?

Length of time animals will be in City limits from Jan 1 2023 to Dec 31 2023

****THIS PERMIT MAY BE REVOKED AT THE DESCRETION OF THE COUNCIL****

Comments:

Date Approved: _____

Date Expire: December 31, 2023

(Mayor)

(Attest)

(Date)

SEAL

Temporary Use Animal Permit

Permit # 2022-06

Gustavo Ramirez

Name: GUSTAVO RAMIREZ

Date: 12-12-2022

Address: 602 2nd ST

Phone: 308-708-3045

Email Address: _____

Location of Animal(s): 602 2nd St

Type of Animal(s): Chicken & Quail

Number of Animal(s): 50 chicken & 50 quail
Hatch out - 2-3 weeks. move them to a Farm

Length of time animals will be in City limits from January 1, 2022 to December 31, 2023

****THIS PERMIT MAY BE REVOKED AT THE DESCRETION OF THE COUNCIL****

Comments:

Date Approved: _____

Date Expire: December 31, 2023

(Mayor)

(Attest)

(Date)

SEAL

Temporary Use Animal Permit

Permit # 2022-07

Name: Dustin & Michelle Eutsler

Date: 12-15-22

Address: 414 3rd Street

Phone: 308-293-2231 ext

Email Address: dustineutsler79@yahoo.com

Location of Animal(s): Backyard 414 3rd Street

Type of Animal(s): Chickens

Number of Animal(s): 10

Length of time animals will be in City limits from Jan 1 2023 to Jan 1 2024

****THIS PERMIT MAY BE REVOKED AT THE DESCRETION OF THE COUNCIL****

Comments:

Date Approved: _____

Date Expire: December 31, 2023

(Mayor)

(Attest)

(Date)

SEAL

Temporary Use Animal Permit

Permit # 2022-08

Name: Trent + Leslie Petska

Date: 12.14.22

Address: 204 Scout St

Phone: 388-383-1412

Email Address: lesliemiller1990@gmail.com

Location of Animal(s): 204 Scout St

Type of Animal(s): Chicken

Number of Animal(s): 3

Length of time animals will be in City limits from now to 1-1-24

****THIS PERMIT MAY BE REVOKED AT THE DESCRETION OF THE COUNCIL****

Comments:

Date Approved: _____

Date Expire: December 31, 2023

(Mayor)

(Attest)

(Date)

SEAL

Resolution No. 2022-18

The undersigned authorized representative of City of Gibbon, NE (the Employer) hereby certifies that the following resolutions were duly adopted by the Employer on _____, and that such resolutions have not been modified or rescinded as of the date hereof:

RESOLVED, that the form of 457 Plan and Trust effective January 1, 2023, presented to this meeting is hereby approved and adopted and that an authorized representative of the Employer is hereby authorized and directed to execute and deliver to the Administrator of the Plan one or more counterparts of the Plan.

The undersigned further certifies that attached hereto as Exhibits A and B, respectively, are true copies of City of Gibbon 457(b) Plan as amended and restated and the Summary of 457 Provisions, which are hereby approved and adopted.

Date

Signature

Matthew Smallcomb, City Administrator
Name/Title

Signature

Pamela Rasmussen, City Clerk
Name/Title

Signature

Deborah VanMatre, Mayor
Name/Title

Resolution No. 2022-19

Appointment to ACE Board of Directors

WHEREAS, the City of Gibbon, State of Nebraska, is a party to the Interlocal Agreement creating the Public Alliance for Community Energy and, pursuant to the terms of said Agreement, it is the responsibility of the City to designate a representative of the City of Gibbon to the Public Alliance for Community Energy Board of Directors provided for under the terms of said Agreement.

NOW, THEREFORE, BE IT RESOLVED by the Mayor and City Council of the City of Gibbon that:

1. The City Clerk is hereby directed to give written notice to the Public Alliance for Community Energy of the appointment of _____ as the City's representative to said Board of Directors.
2. The City Clerk is hereby directed to give written notice to the Public Alliance for Community Energy of the appointment of _____ as the City's alternate representative to said Board of Directors.

This is to certify that the appointments set out above were approved by the City Council of the City of Gibbon, State of Nebraska, at their meeting on _____, 20____.

Clerk

(SEAL)

RESOLUTION No. 2022-20

**REQUEST FOR THE SOUTH CENTRAL ECONOMIC DEVELOPMENT DISTRICT,
INC. TO ASSIST WITH A CDBG APPLICATION
FOR A PUBLIC WORKS PROJECT**

WHEREAS, Gibbon is within a member county of the South Central Economic Development District, Inc. (SCEDD); and

WHEREAS, the City of Gibbon would like to apply for a Community Development Block Grant (CDBG) under the Public Works Category; and

WHEREAS, the City of Gibbon desires to have grant application assistance for this Community Development Block Grant conducted by SCEDD; and

WHEREAS, SCEDD provides this service for no fee to member counties of the South Central Economic Development District, Inc.

WHEREAS, the City of Gibbon agrees to accept full responsibility for following all grant guidelines and fulfilling all grant requirements and agrees to provide a local point of contact to work with SCEDD in the fulfillment of said services;

NOW THEREFORE, BE IT RESOLVED, that the City of Gibbon requests and authorizes SCEDD to provide grant application assistance for this Community Development Block Grant funding opportunity.

PASSED THIS _____ DAY OF _____, 2022.

Mayor

Attest:

City Clerk