

City Council Regular Meeting
Monday, September 20, 2021 7:00 PM
City Hall
715 Front Street
Gibbon, NE 68840

1. Opening Procedures

1. Call to Order

2. Pledge of Allegiance

3. Announcement of Open Meetings Act

1. This is an open meeting of the Gibbon City Council. The City of Gibbon abides by the Open Meetings Act in conducting business. A copy of the Open Meetings Act is displayed on the north wall of the Council Chambers as required by state law.

4. Roll Call

2. Submittal of Requests for Future Items

1. Individuals who have items for City Council consideration should complete the Request for Future Agenda items form available from the City Clerk or on the City of Gibbon website. If the issue can be handled administratively without Council action, notification will be provided. If the item is scheduled for a meeting or study session, notification of the date will be given.

3. Reserve Time to Speak on Agenda Items

1. This is an opportunity for individual wishing to provide input on any of tonight's agenda items to reserve time to speak. The City Council may take public comments on an agenda item, if it is deemed appropriate, before the Council begins discussion of the agenda item.

4. Presentations and Proclamations


1. Buffalo County Sheriff Department-Contract law Enforcement

1. Report on Monthly Contract Law Enforcement Activities

2. Mayor Report--Deb VanMatre

1. Update of the Hazard Mitigation Plan in Process
2. Update on the Fire Hall/City Hall/Community Room Project
3. Contract Negotiations on the Building Project
3. City Attorney Report--Barry Hemmerling
 1. Recreational Vehicle and Trailer Parking Restrictions-Discussion and Recommendations for Future Action/Ordinance
 2. Information on the Procedure for Changing the Council's Salary
4. City Administrator Report--Larry Homan
 1. Report on City Operations
5. City Treasurer Report--Susan Tonniges
 1. Report on Monthly Financial Activities
5. Consent Agenda
 1. Approval of the Minutes of the August 16, 2021 Regular Council Meeting
 2. Approval of the Minutes of the August 23, 2021 Budget Work Session
 3. Approval of the Minutes of the September 15, 2021 Budget Hearing and Budget Summary
 4. Approval of the Minutes of the September 15, 2021 Special Hearing to Set Final Tax Request Meeting
 5. Approval of the Minutes of the September 15, 2021 Special Council Meeting
 6. Approval of Claims for the Month of September
 7. Approval of Report of Departments, Boards and Commissions
 1. Buffalo County Sheriff Department Report
 2. Treatment Plant Report & Water Report
 3. Treasurers Report

4. Gibbon Volunteer Fire Department Report
5. Planning Commission Report
 1. Building Permit
 1. Building Permit #2021-38--Christine Davis-706 Turkey Drive--Fence
 2. Building Permit #2021-39 Fredy Rodriguez--801 West Avenue--Fence
 3. Building Permit #2021-40 Mid Nebraska Chemical--6885 Navaho Road--Fence
 4. Building Permit #2021-41 Dillon & Karissa Eckel--709 4th Street-Accessory Building
 5. Building Permit #2021-42 Santos Lazo--501 2nd Street--Residential Addition
 6. Building Permit #2021-43 Scott and Corressa Benker--45442 78th Road--Accessory Building
 6. Library Report
6. Resolution and Motions
 1. Consider a Motion to Approve Resolution No. 2021-14 to Allow the Temporary Closing of a Public Street for the Gibbon Chamber of Commerce "Scare on the Square" Halloween Activity
 2. Consider a Motion to Approve the Sale and Removal of the Jarmin Home
7. Other Items
 1. Next Regular Council Meeting will be on Monday, October 18, 2021 at 7:00 p.m.
8. Adjourn



BUFFALO COUNTY SHERIFF'S OFFICE
 CONTRACT LAW ENFORCEMENT
 CITY OF GIBBON, NEBRASKA

August 2021

CONTRACTUAL TIME TOTALS

Contractual Law Enforcement Coverage Time	465.00 Hours
Actual Law Enforcement Coverage Time	517.75 Hours
Actual Contract CSO Time	104.75 Hours
Supervisory Law Enforcement Coverage Time	<u>5.00 Hours</u>
Total Law Enforcement Coverage Time	627.50 Hours

PATROL AND ENFORCEMENT

Citations Issued	3
Warnings Issued	12
Violations Issued	0
Parking Warning	4
Accidents Investigated	2

CALLS FOR SERVICE

08-01-21	Check Welfare	911 1 st St.
08-01-21	Foot Patrol	Downtown Area.
08-02-21	Parking Violation	600 Block 3 rd St.
08-02-21	Abuse/Neglect Investigation	115 Murnen Ave.
08-03-21	Driving Under Suspension	100 Murnen Ave.
08-03-21	Code Violation	506 Law Ave.
08-03-21	Medical Call	1601 7 th St.
08-03-21	Grass Fire	200 Block River St.
08-03-21	Suspicious Activity	1418 7 th St.
08-03-21	Traffic Complaint	#35 Sun Valley Trlr. Cr.
08-04-21	Parking Violation	1400 Block 7 th St.
08-04-21	Theft	904 Hwy 30.
08-05-21	Parking Violation	1100 Block Trail Drive.

08-05-21	Medical Call	300 May Ave.
08-06-21	Foot Patrol	Downtown Area.
08-06-21	Motor Vehicle Accident	100 Hwy. 30.
08-06-21	Suspicious Activity	1100 River St.
08-07-21	Theft	1031 Court St.
08-07-21	Theft	1000 Hwy. 30/
08-08-21	Theft	201 Murnen Ave.
08-09-21	Damaged Property	216 Scout Ave.
08-09-21	Parking Violation	300 Block Kelsey Ave.
08-09-21	Disturbance	1018 2 nd St.
08-10-21	Medical Call	211 May Ave.
08-10-21	Directed Patrol	1030 7 th St.
08-11-21	Medical Call	904 Hwy. 30.
08-11-21	Suspicious Activity	500 Pine Ave.
08-12-21	Directed Patrol	1030 Court St.
08-12-21	Medical Call	211 May Ave.
08-13-21	Medical Call	202 Center St.,
08-13-21	Code Violation	1113 2 nd St.
08-13-21	Civil Dispute	#28 Sun Valley Trlr. Cr.
08-13-21	Theft	1031 Court St.
08-14-21	Foot Patrol	500 Pine Ave.
08-15-21	Theft	1030 Court St.
08-15-21	Directed Patrol	1031 7 th St.
08-16-21	Suspicious Activity	413 1 st St. #114.
08-16-21	Directed Patrol	1030 Court St.
08-16-21	Medical Call	715 3 rd St.
08-17-21	Medical Call	218 Hwy. 30.
08-17-21	Theft	200 Hwy 30.
08-17-21	Check Welfare	818 Hwy. 30.
08-17-21	Disturbance	300 Southwind Dr.
08-18-21	Speed Trailer Placement	1000 Block Court St.
08-18-21	Directed Patrol	1030 Court St.
08-18-21	Directed Patrol	1100 Block Court St.
08-18-21	Animal – Dog	413 1 st St.
08-18-21	Directed Patrol	1030 Court St.
08-19-21	Foot Patrol	Downtown Area.
08-19-21	Speed Trailer Placement	600 Block Front St.
08-19-21	Code Violation	301 Labarre St.
08-19-21	Code Violation	714 3 rd St.
08-19-21	Code Violation	115 Murnen Ave.

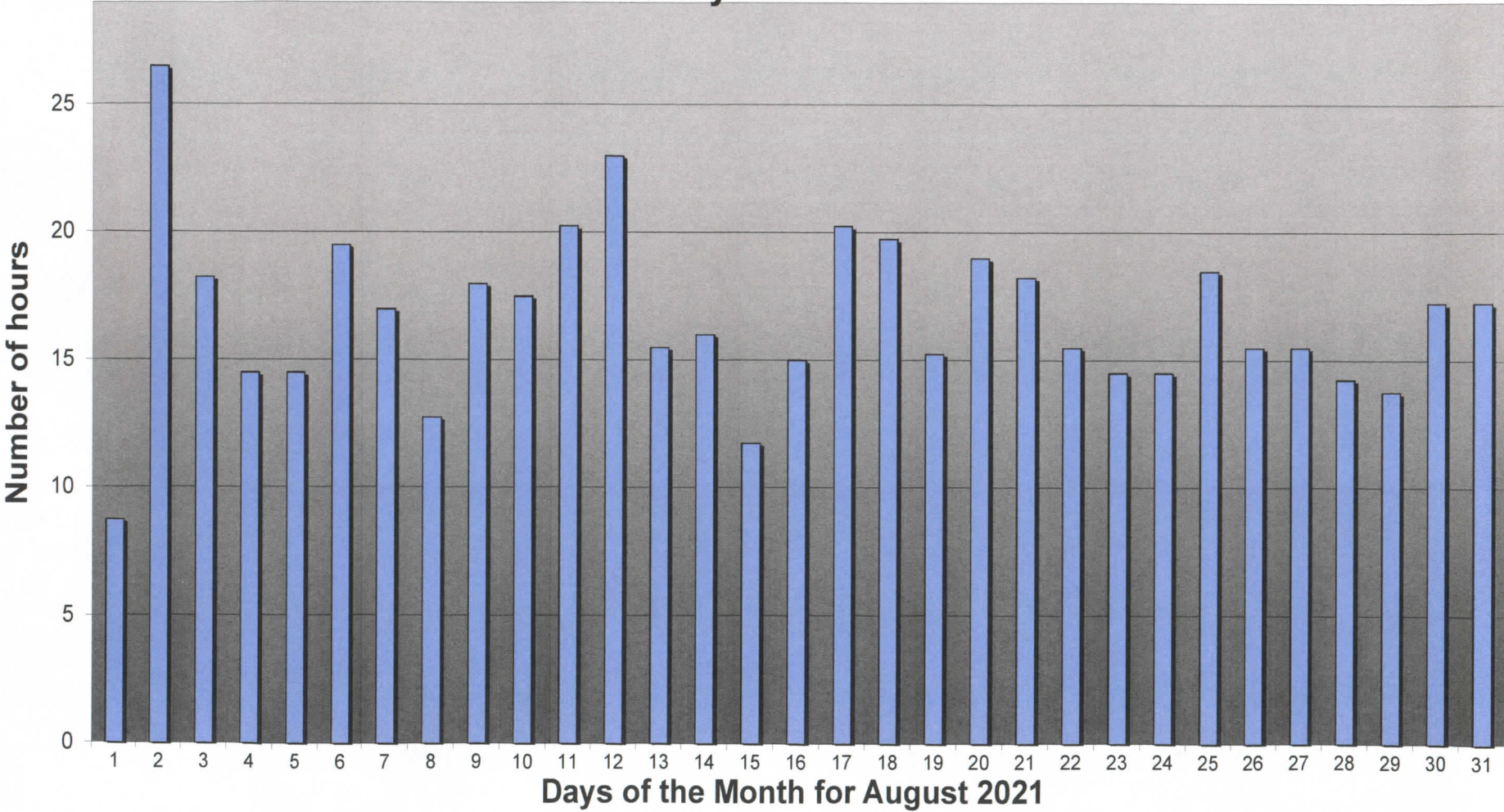
08-19-21	Code Violation	201 Murnen Ave.
08-19-21	Code Violation	1100 Block River St.
08-19-21	Parking Violation	400 Block Pine Ave.
08-20-21	Parking Violation	908 3 rd St.
08-20-21	Attempted Fraud	403 West Ave.
08-20-21	Disturbance	1110 Trail Dr.
08-21-21	Theft	1031 Court St.
08-22-21	Assault	#20 L&J Trailer Court.
08-22-21	Check Welfare	116 1 st St.
08-23-21	Suspicious Activity	818 Hwy. 30.
08-23-21	Directed Patrol	200 Block Labarre St.
08-23-21	Directed Patrol	200 Block Labarre St.
08-23-21	Directed Patrol	1030 Court St.
08-23-21	Runaway	1030 Court St.
08-23-21	Code Violation	621 Court St.
08-23-21	Code Violation	617 1 st St.
08-23-21	Check Premise	#20 L&J Trlr. Crt.
08-24-21	Directed Patrol	1030 Court St.
08-24-21	Directed Patrol	200 Block Kelsey Ave.
08-24-21	Keys Locked in Vehicle	100 Block Gilmore St.
08-24-21	Animal – Dog	114 1 st St.
08-25-21	Directed Patrol	1030 Court St.
08-25-21	Speed Trailer Placement	400 Block Hwy. 30.
08-25-21	Code Violation	120 West Ave.
08-25-21	Directed Patrol	1030 Court St.
08-26-21	Directed Patrol	1030 Court St.
08-26-21	Directed Patrol	1030 Court St.
08-27-21	Fraud	205 Murnen Ave.
08-27-21	Civil Dispute	319 Court St.
08-27-21	Directed Patrol	1030 Court St.
08-27-21	Check Welfare	203 Gilmore St.
08-27-21	Motor Vehicle Accident	1030 Court St.
08-27-21	Foot Patrol	1030 Court St.
08-29-21	Directed Patrol	1030 7 th St.
08-29-21	Medical Call	413 1 st St. #109
08-29-21	Medical Call	413 1 st St. #133
08-30-21	Directed Patrol	1030 Court St.
08-30-21	Directed Patrol	1030 Court St.
08-30-21	Code Violation	308 3 rd St.

08-30-21
08-31-21
08-31-21
08-31-21
08-31-21

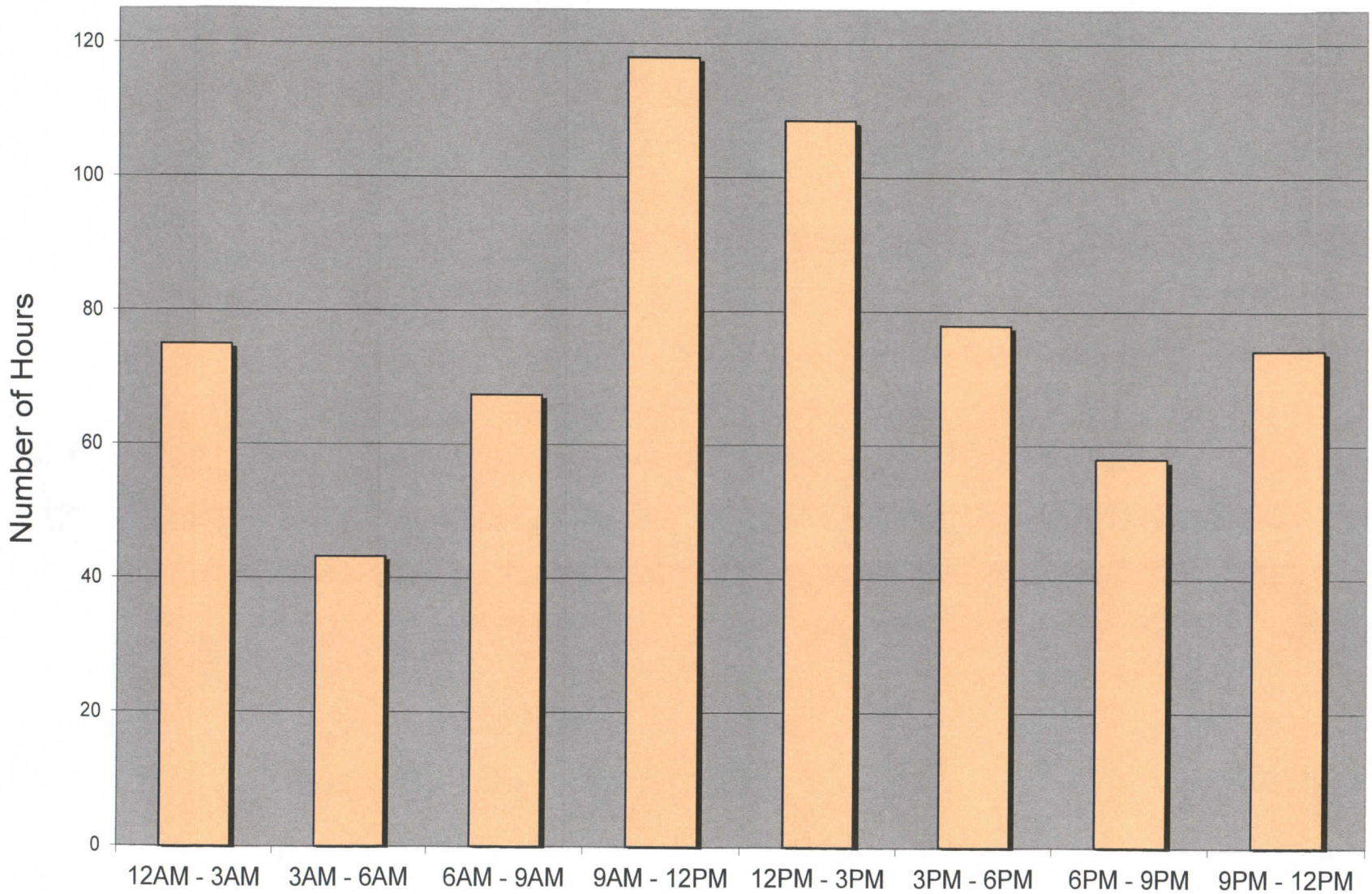
Traffic Hazard
Trouble Breathing
Directed Patrol
Juvenile Issues
Keys Locked in Vehicle

Center St./Hwy. 30
414 3rd St.
1030 Court St.
1030 Court St.
818 Hwy. 30

Buffalo County Sheriff's Office



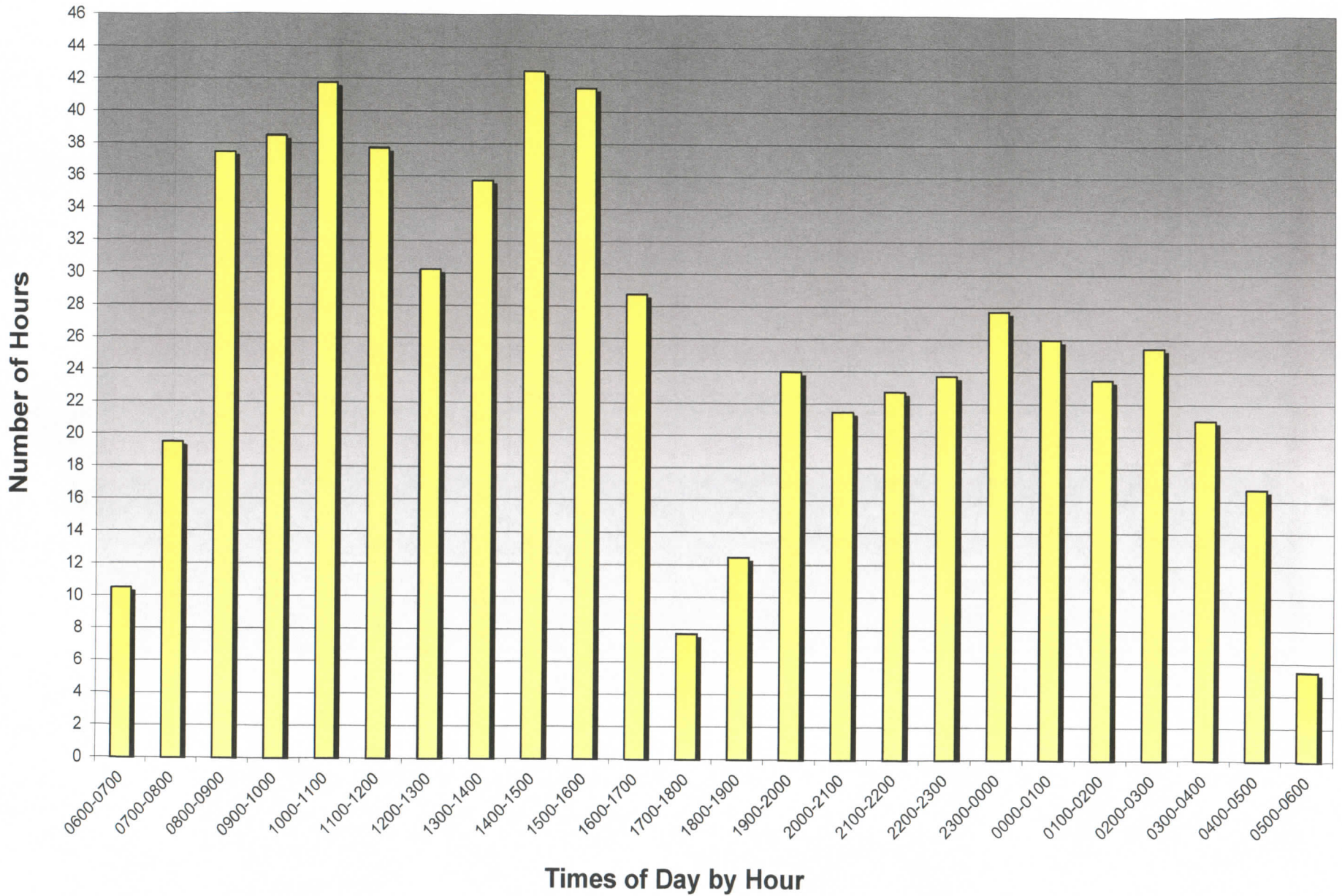
Buffalo County Sheriff's Office Gibbon Contract Hours



Times of Day

Aug. 2021

Buffalo County Sheriff's Office Gibbon Contract Hours



August 2021



Buffalo County Sheriff's Office

Neil A. Miller, Sheriff



City of Gibbon Calls For Service August, 2021

<u>Call Time</u>	<u>Street</u>	<u>Nature of Call</u>
8/1/2021 2:21:06AM	911 1ST ST	CHECK WELFARE
8/1/2021 3:26:56AM	102 LABARRE ST	FOOT PATROL
8/2/2021 1:33:39PM	683 3RD ST	PARKING VIOLATION
8/2/2021 3:32:38PM	115 MURNEN AVE	SEX OFFENSE
8/2/2021 3:49:16PM	115 MURNEN AVE	FOLLOW UP
8/2/2021 10:40:10PM	212 SCOUT AVE	FOLLOW UP
8/3/2021 8:13:48AM	506 LAWN AVE	CODE VIOLATION
8/3/2021 9:05:18AM	1601 7TH ST	ILLNESS
8/3/2021 1:56:17PM	200 RIVER ST	GRASS FIRE
8/3/2021 3:22:30PM	1418 7TH ST	THEFT
8/3/2021 4:42:34PM	319 KELSEY AVE	FOLLOW UP
8/3/2021 7:22:34PM	1203-35 7TH ST	TRAFFIC OFFENSE
8/4/2021 8:54:24AM	1461 7TH ST	PARKING VIOLATION
8/4/2021 4:15:19PM	911 1ST ST	FOLLOW UP
8/4/2021 6:25:36PM	904 HWY 30	THEFT
8/5/2021 3:02:50PM	712-6 WEST AVE	SEX OFFENDER REGISTRY
8/5/2021 4:09:29PM	1100 TRAIL DR	PARKING VIOLATION
8/5/2021 6:20:10PM	300 MAY AVE	FALL
8/5/2021 7:03:53PM	109 SCOUT AVE	CIVIL PAPER SERVICE
8/5/2021 7:16:39PM	207 SCOUT AVE	CIVIL PAPER SERVICE
8/6/2021 4:23:22AM	102 LABARRE ST	FOOT PATROL
8/6/2021 2:39:01PM	1103 RIVER ST	CIVIL PAPER SERVICE
8/6/2021 2:53:08PM	712-6 WEST AVE	CIVIL PAPER SERVICE
8/6/2021 3:11:41PM	1008 7TH ST	CIVIL PAPER SERVICE
8/6/2021 3:16:36PM	212-1 2ND ST	CIVIL PAPER SERVICE
8/6/2021 11:15:33PM	1100 RIVER ST	SUSPICIOUS ACTIVITY
8/7/2021 3:30:57PM	1031 COURT ST	THEFT
8/7/2021 6:26:55PM	1000 HWY 30	THEFT
8/8/2021 11:41:13AM	201 MURNEN AVE	THEFT
8/8/2021 6:57:40PM	1000 HWY 30	FOLLOW UP
8/9/2021 9:07:01AM	216 SCOUT AVE	ACCIDENT NON INJURY
8/9/2021 10:45:11AM	395 KELSEY AVE	PARKING VIOLATION
8/9/2021 1:14:03PM	1018 2ND ST	JUVENILE
8/9/2021 1:41:16PM	1031 COURT ST	FOLLOW UP
8/9/2021 9:07:54PM	218 HWY 30	TRAFFIC STOP

9/1/2021
10:18:58AM

Chief Deputy D. Schleusener

<u>Call Time</u>	<u>Street</u>	<u>Nature of Call</u>
8/10/2021 12:24:12AM	211 MAY AVE	PAIN
8/10/2021 4:35:16AM	HWY 30/PAWNEE RD	TRAFFIC STOP
8/10/2021 5:53:49AM	HWY 30/PAWNEE RD	TRAFFIC STOP
8/10/2021 11:05:41AM	1030 7TH ST	DIRECTED PATROL
8/11/2021 5:41:26AM	904 HWY 30	CHEST PAIN
8/11/2021 9:49:33AM	1030 COURT ST	FOLLOW UP
8/11/2021 6:17:47PM	500 PINE AVE	SUSPICIOUS ACTIVITY
8/12/2021 7:46:57AM	1030 COURT ST	DIRECTED PATROL
8/12/2021 7:53:44AM	HWY 30/UNION ST	SPECIAL SERVICE
8/12/2021 3:39:29PM	109 SCOUT AVE	CIVIL PAPER SERVICE
8/12/2021 3:52:33PM	1115-7 7TH ST	CIVIL PAPER SERVICE
8/12/2021 4:02:36PM	501 SOUTH WIND DR	CIVIL PAPER SERVICE
8/12/2021 4:07:27PM	507 2ND ST	CIVIL PAPER SERVICE
8/12/2021 4:42:11PM	115 MURNEN AVE	FOLLOW UP
8/12/2021 9:00:04PM	211 MAY AVE	NOT BREATHING
8/13/2021 8:16:50AM	202 CENTER ST	ILLNESS
8/13/2021 9:21:20AM	1113 2ND ST	CODE VIOLATION
8/13/2021 11:44:59AM	1203-28 7TH ST	CIVIL
8/13/2021 6:22:38PM	LOWELL RD/W RD	ACCIDENT WITH INJURY
8/13/2021 6:42:16PM	1031 COURT ST	THEFT
8/13/2021 8:40:43PM	1031 COURT ST	FOLLOW UP
8/14/2021 12:50:01AM	500 PINE AVE	FOOT PATROL
8/14/2021 1:34:19AM	HWY 30/GIBBON RD	TRAFFIC STOP
8/14/2021 7:37:35PM	200 RIVER ST	TRAFFIC HAZARD
8/14/2021 7:48:42PM	500 PINE AVE	FOOT PATROL
8/14/2021 8:46:42PM	507 PINE AVE	FOLLOW UP
8/14/2021 10:01:02PM	HWY 30/GIBBON RD	TRAFFIC STOP
8/14/2021 11:11:08PM	400-BLK PINE AVE	FOOT PATROL
8/14/2021 11:23:10PM	500 PINE AVE	FOOT PATROL
8/15/2021 9:20:21AM	KELSEY AVE/HWY 30	TRAFFIC STOP
8/15/2021 10:00:15AM	1031 COURT ST	THEFT
8/15/2021 12:53:58PM	1031 7TH ST	DIRECTED PATROL
8/16/2021 1:13:04AM	413-114 1ST ST	SUSPICIOUS ACTIVITY
8/16/2021 7:56:10AM	1030 COURT ST	DIRECTED PATROL
8/16/2021 10:29:38AM	715 3RD ST	ILLNESS
8/17/2021 10:17:55AM	218 HWY 30	BLEEDING
8/17/2021 4:37:55PM	200 HWY 30	THEFT
8/17/2021 4:39:56PM	818 HWY 30	CHECK WELFARE
8/17/2021 6:16:15PM	300 SOUTH WIND DR	ASSAULT
8/18/2021 6:48:44AM	1017 COURT ST	SPECIAL SERVICE
8/18/2021 7:41:32AM	1030 COURT ST	DIRECTED PATROL
8/18/2021 10:02:30AM	1148 COURT ST	DIRECTED PATROL
8/18/2021 11:25:16AM	413 1ST ST	ANIMAL

9/1/2021
10:18:58AM

Chief Deputy D. Schleusener

<u>Call Time</u>	<u>Street</u>	<u>Nature of Call</u>
8/18/2021 2:55:00PM	1030 COURT ST	DIRECTED PATROL
8/18/2021 2:58:49PM	1018 COURT ST	SPECIAL SERVICE
8/19/2021 2:55:39AM	102 LABARRE ST	FOOT PATROL
8/19/2021 7:45:12AM	696 FRONT ST	SPECIAL SERVICE
8/19/2021 9:05:46AM	301 LABARRE ST	CODE VIOLATION
8/19/2021 9:19:59AM	714 3RD ST	CODE VIOLATION
8/19/2021 9:34:57AM	115 MURNEN AVE	CODE VIOLATION
8/19/2021 9:38:50AM	201 MURNEN AVE	CODE VIOLATION
8/19/2021 9:50:35AM	1179 RIVER ST	CODE VIOLATION
8/19/2021 10:41:08AM	436 PINE AVE	PARKING VIOLATION
8/19/2021 2:04:06PM	820 FRONT ST	FOLLOW UP
8/19/2021 3:10:41PM	116 LABARRE ST	CIVIL PAPER SERVICE
8/19/2021 3:51:46PM	639 FRONT ST	SPECIAL SERVICE
8/20/2021 2:17:30PM	908 3RD ST	PARKING VIOLATION
8/20/2021 2:33:06PM	403 WEST AVE	FRAUD
8/20/2021 6:57:57PM	1110 TRAIL DR	DISTURBANCE
8/20/2021 8:23:42PM	1568 HWY 30	TRAFFIC STOP
8/20/2021 9:44:54PM	384 HWY 30	TRAFFIC STOP
8/20/2021 10:11:00PM	240 HWY 30	TRAFFIC STOP
8/20/2021 10:31:21PM	1008 HWY 30	TRAFFIC STOP
8/21/2021 12:39:52PM	1031 COURT ST	THEFT
8/22/2021 3:11:59AM	1115-20 7TH ST	ASSAULT
8/22/2021 2:17:14PM	116 1ST ST	CHECK WELFARE
8/23/2021 4:40:02AM	818 HWY 30	SUSPICIOUS ACTIVITY
8/23/2021 7:31:37AM	224 LABARRE ST	DIRECTED PATROL
8/23/2021 7:35:17AM	1030 COURT ST	DIRECTED PATROL
8/23/2021 10:48:49AM	1030 COURT ST	JUVENILE
8/23/2021 2:13:53PM	621 COURT ST	CODE VIOLATION
8/23/2021 2:21:37PM	1117 HWY 30	DIRECTED PATROL
8/23/2021 3:34:25PM	617 1ST ST	CODE VIOLATION
8/23/2021 6:07:56PM	1115-20 7TH ST	CHECK PREMISE
8/24/2021 7:51:49AM	1030 COURT ST	DIRECTED PATROL
8/24/2021 2:25:30PM	244 KELSEY AVE	DIRECTED PATROL
8/24/2021 2:58:21PM	100 GILMORE ST	MOTORIST ASSIST
8/24/2021 4:00:16PM	114 1ST ST	ANIMAL
8/25/2021 7:37:49AM	1030 COURT ST	DIRECTED PATROL
8/25/2021 7:39:17AM	453 HWY 30	SPECIAL SERVICE
8/25/2021 1:12:38PM	120 WEST AVE	CODE VIOLATION
8/25/2021 3:47:42PM	1030 COURT ST	DIRECTED PATROL
8/25/2021 3:53:07PM	456 HWY 30	SPECIAL SERVICE
8/25/2021 7:52:07PM	248 HWY 30	TRAFFIC STOP
8/26/2021 7:53:44AM	1030 COURT ST	DIRECTED PATROL
8/26/2021 3:25:47PM	1030 COURT ST	DIRECTED PATROL

9/1/2021
10:18:58AM

Chief Deputy D. Schleusener

<u>Call Time</u>	<u>Street</u>	<u>Nature of Call</u>
8/26/2021 6:41:46PM	412 3RD ST	CIVIL PAPER SERVICE
8/26/2021 6:50:41PM	513 1ST ST	CIVIL PAPER SERVICE
8/26/2021 6:53:59PM	110 GILMORE ST	CIVIL PAPER SERVICE
8/26/2021 6:57:35PM	612 SOUTH WIND DR	CIVIL PAPER SERVICE
8/26/2021 7:03:39PM	621 COURT ST	CIVIL PAPER SERVICE
8/26/2021 7:06:35PM	1002 3RD ST	CIVIL PAPER SERVICE
8/26/2021 7:33:27PM	205 MURNEN AVE	CIVIL PAPER SERVICE
8/26/2021 7:46:27PM	201 KELSEY AVE	CIVIL PAPER SERVICE
8/27/2021 10:27:12AM	205 MURNEN AVE	FRAUD
8/27/2021 2:58:30PM	319 COURT ST	CIVIL
8/27/2021 3:27:50PM	1030 COURT ST	DIRECTED PATROL
8/27/2021 3:29:11PM	1002 GRISHAM AVE	CIVIL PAPER SERVICE
8/27/2021 3:37:31PM	621 COURT ST	CIVIL PAPER SERVICE
8/27/2021 6:19:12PM	203 GILMORE ST	CHECK WELFARE
8/27/2021 6:36:38PM	1030 COURT ST	ACCIDENT NON INJURY
8/27/2021 8:38:21PM	1030 COURT ST	FOOT PATROL
8/29/2021 11:35:12AM	1030 7TH ST	DIRECTED PATROL
8/29/2021 7:49:00PM	HWY 30/GIBBON RD	TRAFFIC OFFENSE
8/29/2021 10:51:34PM	413-109 1ST ST	SEIZURES
8/29/2021 11:41:41PM	413-133 1ST ST	PAIN
8/30/2021 7:51:13AM	1030 COURT ST	DIRECTED PATROL
8/30/2021 7:54:13AM	1030 COURT ST	DIRECTED PATROL
8/30/2021 10:11:00AM	308 3RD ST	CODE VIOLATION
8/30/2021 5:21:43PM	CENTER ST/HWY 30	TRAFFIC HAZARD
8/31/2021 3:24:47AM	414 3RD ST	TROUBLE BREATHING
8/31/2021 7:39:15AM	1030 COURT ST	DIRECTED PATROL
8/31/2021 9:53:35AM	619 5TH ST	FOLLOW UP
8/31/2021 10:23:34AM	1030 COURT ST	JUVENILE
8/31/2021 11:21:41AM	818 HWY 30	MOTORIST ASSIST
8/31/2021 2:34:35PM	1030 COURT ST	FOLLOW UP

9/1/2021
10:18:58AM

Chief Deputy D. Schleusener
Page 4 of 4

City of Gibbon, Nebraska

Memorandum

To: City of Gibbon Mayor and Council
From: City Administrator Larry Homan

Employees – employee vacancies, employee absences due to sickness or vacation combined with little seasonal support over the past month has placed a heavier burden on all available employees

We all thank the Mayor, Council and residents for your grace!

- New employee for Water (fills the vacancy after Alex Hernandez– Reece Ureste – local family; brings management experience and mechanical operations experience; related to the Ackleys

Keno – Aug '21 - **\$4786.81** (Aug '20 - \$2510.59)
Jul '21 – **\$3201.82** – (Jul '21 - \$2356.99)
Jun '21 - **\$5314.74** (Jun '20 - \$3425.04)

Sales Tax - Aug '21 – **\$41,894.16** (Aug '20 - \$31,860.93)
Jul '21 - **\$38,920.83** (Jul '20 - \$19,834.11)
Jun '21 - **\$33,370.08** (Jun '20 - \$19,408.85)
Mar – Aug '21 - **\$183,293.39** (Mar – Aug '20 - \$136,231.54)

Building Permits – expected number of permits being submitted and approved

- Sep '21 - **6**
- Aug '21 – **1**
- Jul '21 – **2**
- Jun '21 – **10**

Building Projects

- Fire / City Hall / Community Center – auction on 28AUG 21 did not result in the sale of the home, now working with Pat Slack for an outright sale, then move or demolish; asbestos abatement being coordinated for floor & ceiling tiles of Fire Hall; have hosted 4 meetings with BD Construction – discussed the layout requirements, budget and contract types
- Front Street Lift Station – construction continuing; next is the bypass of lift station; expected completion date – 15 NOV 21

Grants

- UPRR Community Improvement – received \$15k; reimbursement based – Davis Park improvements; submitted through the Kearney Area Community Foundation as the 501(c)(3)
- NE Dept of Environment & Energy – Drinking Water State Revolving Fund (DWSRF) grant – granted 90/10 reimbursable funding up to \$20k (\$22,222 total to maximize cost sharing); currently being utilized with Olsson

Derailment – preparing updated quote from contractor to send to UPRR for brick and concrete repair of portions of Front Street

Nuisance Properties – focus items: lawn maintenance, lawn debris, health & welfare, sidewalks

- 100 La Barre – “Former Arleen’s Café” – general condition becoming untenable; some interior remodeled; need additional follow-up
- 120 West Ave – “King House” – new ownership; several exterior improvements underway
- 805 Front Street - Aptco Apartments - contracted w/ Scott Pickel for brick repair; spoke to Scott for timeline. He indicated in October he can begin the repairs
- 210 Murnen – Greenbrick LLC purchased; old building removed - complete
- 116 Glenn – lawn staying mowed; assessing health & welfare & property condition
- 301 Lawn – lawn mowed after notice; spoke to the owner
- Taco Truck on Residential – will issue a letter to the resident to cease and desist
- Drew Lane Easement – North – will speak to homeowner to remove trailers from City property
- Taco Truck on Hwy 30 frontage – North – will speak to property owner about City Service contract
- Sidewalk Installation (empty lots by new School Bus Barn) – spoke to the owner and expect permit submittal and installation in October
- 617 7th Street – with complaint, will speak to the owner about general condition and weeds in landscaping
- 1179 River Street (old township building) – weeds chopped on main part of property

Valley View Municipal Golf Course – financially improved from past years

Municipal Pool – financially improved from past years; drained; winterization and end of season maintenance next

Riverside Cemetery – Hwy 30 signage due for installation after road repairs; arch repaired and reinstalled; damaged fence repaired

Housing Developments

- BC Estates – vertical construction underway; 10 building permits issued
- Shiers Subdivision – no new updates

Hazard Mitigation

- Working with NRD in their flood mitigation research of the Wood River watershed
- Discussing support by UPRR for diversion of waters west of Gibbon
- Working with Olsson to determine potential funding support
- Working with other local communities on a common approach
- Engaging with the Nebraska Department of Natural Resources and the Nebraska Emergency Management Agency on possible support

CITY OF GIBBON						
INDIVIDUAL MONTHLY FUND BALANCES						
CASH TRANSACTIONS AND BALANCES						
8/30/2021						
ALL FUNDS	BALANCE	RECEIPTS	ADJUSTMENT	ADJUSTMENT	EXPENSES	BALANCE
CHECKING	8/1/2021		IN	OUT		8/30/2021
1 GENERAL	524,543.09	54,562.99			116,966.13	462,139.95
2 STREET	291,174.20	71,776.10			21,719.43	341,230.87
3 SALES TAX	0.00	0.00			0.00	0.00
4 CEMETERY	56,937.23	9,849.83			10,361.11	56,425.95
5 POLICE	960.02	17,687.92			17,571.79	1,076.15
6 POOL	18,602.27	9,333.16			16,600.02	11,335.41
7 PARK	-11,957.31	18,633.33			19,927.90	-13,251.88
8 FIRE	35,978.87	5,008.33			1,030.37	39,956.83
9 LIBRARY	5,958.81	8,636.35			7,409.85	7,185.31
10 STREET LIGHTS	8,358.86	3,499.17			2,999.00	8,859.03
12 SEWER	276,446.98	22,464.94			13,089.15	285,822.77
13 GARBAGE	13,875.79	9,218.30			8,795.20	14,298.89
14 WATER	152,203.23	39,848.51			35,894.42	156,157.32
15 SP SEWER PLANT	462,191.05	24,720.46			62,326.11	424,585.40
16 BOND & INTEREST	-466,678.64	16,666.67			6,918.75	-456,930.72
17 R. E. IMPROVEMTS	372,728.74	4,658.61			218.82	377,168.53
18 GOLF COURSE	88,330.01	69,998.68			37,192.43	121,136.26
19 TIF	3,560.50	0.72			0.00	3,561.22
20 KENO	52,071.31	3,213.03			3,261.00	52,023.34
21 FIRE/CITY HALL CONST	-175,665.97	0.00			0.00	-175,665.97
DONATIONS FOR SPECIAL PROJECTS	20,000.00					20,000.00
22 ARPA Funds - Federal	122,078.88	0.00			631.47	121,447.41
TOTALS	1,851,697.92	389,777.10	0.00	0.00	382,912.95	1,858,562.07
CD SAVINGS						
2 STREET	80,217.49					80,217.49
4 CEMETERY	59,539.65					59,539.65
15 SP SEWER PLANT	0.00					0.00
16 BOND & INTEREST	0.00					0.00
14 WATER	0.00					0.00
POOL	0.00					0.00
						0.00
TOTALS	139,757.14	0.00	0.00	0.00	0.00	139,757.14
TOTAL ALL ACCTS	1,991,455.06	389,777.10	0.00	0.00	382,912.95	1,998,319.21

No assurance is provided on these financial statements

MONTHLY SUMMARY OF ALL FUNDS						
COMBINED CASH TRANSACTIONS & BALANCES						
FOR THE MONTH ENDING						
8/30/2021						
FUND	BALANCE	RECEIPTS	NET TRANS	EXPENSES	BALANCE	
1 GENERAL	524,543.09	54,562.99	0.00	116,966.13	462,139.95	
2 STREET	371,391.69	71,776.10	0.00	21,719.43	421,448.36	
3 SALES TAX	0.00	0.00	0.00	0.00	0.00	
4 CEMETERY	116,476.88	9,849.83	0.00	10,361.11	115,965.60	
5 POLICE	960.02	17,687.92	0.00	17,571.79	1,076.15	
6 POOL	18,602.27	9,333.16	0.00	16,600.02	11,335.41	
7 PARK	-11,957.31	18,633.33	0.00	19,927.90	-13,251.88	
8 FIRE	35,978.87	5,008.33	0.00	1,030.37	39,956.83	
9 LIBRARY	5,958.81	8,636.35	0.00	7,409.85	7,185.31	
10 STREET LIGHTS	8,358.86	3,499.17	0.00	2,999.00	8,859.03	
12 SEWER	276,446.98	22,464.94	0.00	13,089.15	285,822.77	
13 GARBAGE	13,875.79	9,218.30	0.00	8,795.20	14,298.89	
14 WATER	152,203.23	39,848.51	0.00	35,894.42	156,157.32	
15 SP SEWER PLANT	462,191.05	24,720.46	0.00	62,326.11	424,585.40	
16 BOND & INTEREST	-466,678.64	16,666.67	0.00	6,918.75	-456,930.72	
17 RE IMPROVEMENTS	372,728.74	4,658.61	0.00	218.82	377,168.53	
18 GOLF COURSE	88,330.01	69,998.68	0.00	37,192.43	121,136.26	
19 TIF	3,560.50	0.72	0.00	0.00	3,561.22	
20 KENO	52,071.31	3,213.03	0.00	3,261.00	52,023.34	
21 FIRE/CITY HALL CONST	-175,665.97	0.00	0.00	0.00	-175,665.97	
DONATIONS FOR SPECIAL PROJECTS	20,000.00	0.00	0.00	0.00	20,000.00	
22 ARPA Funds - Federal	122,078.88	0.00	0.00	631.47	121,447.41	
TOTALS	1,991,455.06	389,777.10	0.00	382,912.95	1,998,319.21	
YEAR TO DATE TOTALS						
FOR THE MONTH ENDING						
8/30/2021						
1 GENERAL	804,266.75	1,199,341.37	0.00	1,541,468.17	462,139.95	
2 STREET	77,985.08	691,502.18	0.00	348,038.90	421,448.36	
3 SALES TAX	0.00	0.00	0.00	0.00	0.00	
4 CEMETERY	61,760.25	128,640.57	0.00	74,435.22	115,965.60	
5 POLICE	0.00	194,946.57	0.00	193,870.42	1,076.15	
6 POOL	0.00	84,448.19	0.00	73,112.78	11,335.41	
7 PARK	0.00	204,966.63	0.00	218,218.51	-13,251.88	
8 FIRE	28,174.16	64,864.73	0.00	53,082.06	39,956.83	
9 LIBRARY	0.00	94,940.21	0.00	87,754.90	7,185.31	
10 STREET LIGHTS	5,343.22	36,492.92	0.00	32,977.11	8,859.03	
12 SEWER	283,768.03	372,442.34	0.00	370,387.60	285,822.77	
13 GARBAGE	11,243.71	102,812.07	0.00	99,756.89	14,298.89	
14 WATER	141,080.88	318,214.28	0.00	303,137.84	156,157.32	
15 SP SEWER PLANT	296,187.02	1,390,587.69	0.00	1,262,189.31	424,585.40	
16 BOND & INTEREST	-394,499.23	913,757.43	0.00	976,188.92	-456,930.72	
17 RE IMPROVEMENTS	369,622.81	51,071.74	0.00	43,526.02	377,168.53	
18 GOLF COURSE	0.00	341,144.28	0.00	220,008.02	121,136.26	
19 TIF	2,000.00	7,777.38	0.00	6,216.16	3,561.22	
20 KENO	13,696.96	46,243.38	0.00	7,917.00	52,023.34	
21 FIRE/CITY HALL CONST	0.00	0.00	0.00	175,665.97	-175,665.97	
DONATIONS FOR SPECIAL PROJECTS	0.00	20,000.00	0.00		20,000.00	
22 ARPA Funds - Federal	0.00	165,395.05	0.00	43,947.64	121,447.41	
TOTALS	1,700,629.64	6,429,589.01	0.00	6,131,899.44	1,998,319.21	

No assurance is provided on these financial statements

CITY OF GIBBON						
BUDGET SUMMARY						
8/30/2021						
FUND	BUDGET RECEIPTS	RECEIVED FOR MONTH	RECEIVED YTD	BALANCE REMAINING	% OF BUDGET REMAINING	
1	GENERAL	1,416,208.28	54,562.99	1,199,341.37	216,866.91	15.31%
2	STREET	519,674.00	71,776.10	691,502.18	-171,828.18	-33.06%
3	SALES TAX		0.00	0.00	0.00	
4	CEMETERY	104,900.00	9,849.83	128,640.57	-23,740.57	-22.63%
5	POLICE	213,300.00	17,687.92	194,946.57	18,353.43	8.60%
6	POOL	77,700.00	9,333.16	84,448.19	-6,748.19	-8.68%
7	PARK	224,600.00	18,633.33	204,966.63	19,633.37	8.74%
8	FIRE	75,600.00	5,008.33	64,864.73	10,735.27	14.20%
9	LIBRARY	104,400.00	8,636.35	94,940.21	9,459.79	9.06%
10	STREET LIGHTS	42,000.00	3,499.17	36,492.92	5,507.08	13.11%
12	SEWER	370,500.00	22,464.94	372,442.34	-1,942.34	-0.52%
13	GARBAGE	108,500.00	9,218.30	102,812.07	5,687.93	5.24%
14	WATER	272,525.00	39,848.51	318,214.28	-45,689.28	-16.77%
15	SP SEWER PLANT	1,553,457.00	24,720.46	1,390,587.69	162,869.31	10.48%
16	BOND & INTEREST	1,005,402.00	16,666.67	913,757.43	91,644.57	9.12%
17	RE IMPROVEMENTS	55,450.00	4,658.61	51,071.74	4,378.26	7.90%
18	GOLF COURSE	268,300.00	69,998.68	341,144.28	-72,844.28	-27.15%
19	TIF	18,692.00	0.72	7,777.38	10,914.62	58.39%
20	KENO	16,000.00	3,213.03	46,243.38	-30,243.38	-189.02%
21	FIRE/CITY HALL CONST	0.00	0.00	0.00	0.00	
	DONATIONS FOR SPECIAL PROJEC	0.00	0.00	20,000.00	-20,000.00	
22	ARPA Funds - Federal	0.00	0.00	165,395.05	-165,395.05	
TRANSFER TOTALS		6,447,208.28	389,777.10	6,429,589.01	17,619.27	0.27%
FUND	BUDGET EXPENSES	EXPENSES FOR MONTH	EXPENSES YTD	BALANCE REMAINING	% OF BUDGET REMAINING	
1	GENERAL	1,770,495.00	116,966.13	1,541,468.17	229,026.83	12.94%
2	STREET	479,100.00	21,719.43	348,038.90	131,061.10	27.36%
3	SALES TAX		0.00	0.00	0.00	
4	CEMETERY	89,500.00	10,361.11	74,435.22	15,064.78	16.83%
5	POLICE	213,300.00	17,571.79	193,870.42	19,429.58	9.11%
6	POOL	77,700.00	16,600.02	73,112.78	4,587.22	5.90%
7	PARK	224,600.00	19,927.90	218,218.51	6,381.49	2.84%
8	FIRE	75,600.00	1,030.37	53,082.06	22,517.94	29.79%
9	LIBRARY	104,400.00	7,409.85	87,754.90	16,645.10	15.94%
10	STREET LIGHTS	42,000.00	2,999.00	32,977.11	9,022.89	21.48%
12	SEWER	548,178.00	13,089.15	370,387.60	177,790.40	32.43%
13	GARBAGE	108,500.00	13,089.15	99,756.89	8,743.11	8.06%
14	WATER	394,881.00	35,894.42	303,137.84	91,743.16	23.23%
15	SP SEWER PLANT	1,787,982.00	62,326.11	1,262,189.31	525,792.69	29.41%
16	BOND & INTEREST	1,043,015.00	6,918.75	976,188.92	66,826.08	6.41%
17	RE IMPROVEMENTS	427,121.63	218.82	43,526.02	383,595.61	89.81%
18	GOLF COURSE	268,300.00	37,192.43	220,008.02	48,291.98	18.00%
19	TIF	14,954.00	0.00	6,216.16	8,737.84	58.43%
20	KENO	3,500.00	3,261.00	7,917.00	-4,417.00	-126.20%
21	FIRE/CITY HALL CONST	0.00	0.00	175,665.97	-175,665.97	
	DONATIONS FOR SPECIAL PROJEC	0.00	0.00	0.00	0.00	
22	ARPA Funds - Federal	0.00	631.47	43,947.64	-43,947.64	
TRANSFER TOTAL		7,673,126.63	387,206.90	6,131,899.44	1,541,227.19	20.09%

No assurance is provided on these financial statements

CITY OF GIBBON					
CHECKS OUTSTANDING					
		8/30/2021			
PAYEE	CK. NO.	DATE		AMOUNT	
JCB	14476	4/19/2016		8.50	
KMART PHARMACY	15154	11/21/2016		63.26	
JARED RIGGERT	15370	1/23/2017		100.00	
RYAN KENNEDY	15375	1/25/2017		13.28	
JASON MARKHAM	15377	1/25/2017		41.35	
TAYLOR OSTRANDER	15382	1/26/2017		100.00	
MAURILIA MARTINEZ	15829	7/5/2017		29.86	
PRECISION POURS, INC	15944	8/7/2017		149.00	
RYAN SMITH	15949	8/7/2017		14.50	
ERIKA STOLZ	16037	9/8/2017		7.54	
KATHRYN LOUISE WHELAN	16640	5/1/2018		18.53	
GODFREY ELECTRIC, LLC	16826	7/2/2018		3.13	
THE FOUNTAIN GUYS, LTD	16840	7/2/2018		304.00	
KENNETH KAST	16915	7/30/2018		20.18	
KELLI PETERSON	16916	7/30/2018		69.94	
DANILO LURSSSEN	17162	9/18/2018		100.00	
ROLAND & MICHELE MOSEL	17171	9/18/2018		38.90	
TERRY RITTERBUSH	17187	9/18/2018		100.00	
JOSE L RODRIGUEZ	17193	9/18/2018		100.00	
JODI WOOD	17212	9/18/2018		100.00	
RACHAMIN AVITAL	17292	10/31/2018		0.67	
NATIONWIDE	17716	4/15/2019		100.00	
Eric Rodriguez	17746	12/31/2019		66.50	
Mike Bennett	19313	12/8/2020		39.51	
Sandy Hubbard	19320	12/8/2020		100.00	
Jaimee Moore	19327	12/8/2020		32.51	
Erin Nelson	19328	12/8/2020		39.51	
Marcos Solarez	19335	12/8/2020		100.00	
NMVCA	19480	2/2/2021		105.00	
Mohamed Awadallah	19962	8/4/2021		400.00	
Buffalo County Sheriff Department	19978	8/16/2021		17,441.67	
Gibbon Fire Department	19997	8/16/2021		800.00	
Hearland Clerk's Association	19998	8/16/2021		20.00	
Heartland Refrigeration, LLC	19999	8/16/2021		245.75	
Black Hills Energy	20034	8/31/2021		375.37	
Blue Cross Blue Shield Of NE	20035	8/31/2021		13,120.59	
Mid-NE Aggregate Inc.	20036	8/31/2021		1,614.82	
NE Child Support	20037	8/31/2021		482.70	
NPPD	20038	8/31/2021		3663.99	
NE Public Health Lab	20039	8/31/2021		310	
Todd Parr	20040	8/31/2021		100.00	
Pioneer Simple IRA Investment Services	20041	8/31/2021		2,075.22	
Pioneer ROTH Retirement Investment	20042	8/31/2021		1,383.48	
Smallcomb, Matt	20043	8/31/2021		145.60	
				44,144.86	

No assurance is provided on these financial statements

CITY OF GIBBON					
BANK RECONCILIATION					
FOR THE MONTH ENDING					
8/30/2021					
CASH ON HAND		8/1/2021			1,851,697.92
RECEIPTS FOR MONTH					389,777.10
CASH TO ACCOUNT FOR					2,241,475.02
CHECK WRITTEN FOR MONTH					382,912.95
FUND BALANCE		8/30/2021			1,858,562.07
ACCOUNTS REC					-74,490.71
ACCOUNTS PAYABLE					1,072.95
CASH BALANCE		8/30/2021			1,785,144.31
PROOF OF BALANCE					
DEPOSITS IN TRANSIT					8,642.71
BALANCE ON STATEMENT		8/30/2021			1,820,646.46
LESS CHECKS OUTSTANDING					44,144.86
ADJ. BANK BALANCE		8/30/2021			1,785,144.31
RECONCILED BANK BALANCES					1,785,144.31
		10/1/21			
		BALANCE	INT MONTH	YTD INT	END. BAL.
EB CD 105692	Street	79,778.34		439.15	80,217.49
EB CD 106080	Cemetery	24,345.34		182.50	24,527.84
EB CD 8420	Cemetery	8,043.10		60.24	8,103.34
EB CD 105789	Cemetery	12,780.27		62.16	12,842.43
EB CD 106458	Cemetery	13,958.61		57.43	14,016.04
					0.00
TOTAL CD'S		138,905.66	0.00	801.48	139,707.14
TOTAL OF ALL FUNDS AVAILABLE					1,924,851.45
No assurance is provided on these financial statements					

City of Gibbon

Account	Account Name	Fiscal Year 20 - 21			Budget			Fiscal Year 19 - 20	
		Current	Year To Date	%Used	Current	Total	Remaining	Year To Date	Total
Revenue									
GENERAL									
01-1001	PROPERTY TAX	11,972.70	370,803.50	70.80 %	43,645.00	523,738.28	152,934.78	364,635.25	520,932.18
01-1002	CONSUMERS 5%	0.00	47,999.09	137.14 %	2,917.00	35,000.00	(12,999.09)	48,327.56	48,327.56
01-1003	BUILDING PERMIT	100.00	1,260.00	126.00 %	83.00	1,000.00	(260.00)	1,405.00	1,455.00
01-1004	DONATIONS	0.00	6,659.56	166.49 %	333.00	4,000.00	(2,659.56)	6,776.90	6,776.90
01-1005	INTEREST	135.11	1,254.42	264.09 %	40.00	475.00	(779.42)	889.33	1,027.31
01-1006	NPPD	0.00	361,122.39	76.03 %	39,583.00	475,000.00	113,877.61	409,351.71	456,760.92
01-1007	TRANSFER	0.00	0.00	0.00 %	0.00	0.00	0.00	0.00	0.00
01-1009	RENT	750.00	8,200.00	91.11 %	750.00	9,000.00	800.00	8,275.00	9,025.00
01-1012	MOTOR VEHICLE TAX	3,585.22	35,931.64	119.77 %	2,500.00	30,000.00	(5,931.64)	21,263.34	24,351.61
01-1013	LOCAL SALES TAX	37,692.79	270,644.22	115.17 %	19,583.00	235,000.00	(35,644.22)	232,682.99	257,263.53
01-1014	PRO RATE	327.17	1,268.36	181.19 %	58.00	700.00	(568.36)	1,232.04	1,232.04
01-1020	SOURCE GAS FRANCHISE	0.00	3,760.70	94.02 %	333.00	4,000.00	239.30	4,185.30	4,185.30
01-1021	FINES & LICENSE	0.00	2,190.00	73.00 %	250.00	3,000.00	810.00	2,200.00	2,200.00
01-1022	CABLE FRANCHISE	0.00	12,798.17	106.65 %	1,000.00	12,000.00	(798.17)	13,234.96	13,234.96
01-1049	ACE REBATE	0.00	4,298.00	171.92 %	208.00	2,500.00	(1,798.00)	4,631.00	4,631.00
01-1051	MUNICIPAL EQUAL FUND	0.00	71,151.32	92.65 %	6,400.00	76,795.00	5,643.68	90,149.80	101,106.82
01-1054	UTILITY DEPOSITS	0.00	0.00	0.00 %	333.00	4,000.00	4,000.00	0.00	0.00
TOTAL Revenue		54,562.99	1,199,341.37	84.69 %	118,016.00	1,416,208.28	216,866.91	1,209,240.18	1,452,510.13

Expense									
GENERAL									
01-2001	SALARIES	3,975.56	48,970.07	77.73 %	5,250.00	63,000.00	14,029.93	42,601.20	45,170.32
01-2002	EMPLOYEE INSURANCE	883.10	11,137.74	58.62 %	1,583.00	19,000.00	7,862.26	14,554.07	15,981.18
01-2003	EMPLOYEE IRS SIMPLE	0.00	0.00	0.00 %	0.00	0.00	0.00	0.00	0.00
01-2004	SUPPLIES	144.14	1,965.16	98.26 %	167.00	2,000.00	34.84	4,527.44	4,527.44
01-2005	REPAIR & MAINTENANCE	0.00	1,009.98	8.78 %	958.00	11,500.00	10,490.02	857.41	967.41
01-2006	UTILITIES-ELECTRIC	85.79	699.01	46.60 %	125.00	1,500.00	800.99	919.19	1,048.14
01-2007	UTILITIES-SOURCE GAS	33.47	845.24	56.35 %	125.00	1,500.00	654.76	833.54	903.72
01-2008	TELEPHONE	338.45	3,583.82	89.60 %	333.00	4,000.00	416.18	3,174.33	3,445.51
01-2009	PROFESSIONAL	2,878.60	61,433.52	102.39 %	5,000.00	60,000.00	(1,433.52)	76,548.20	81,263.04
01-2010	INSURANCE	0.00	7,452.51	44.89 %	1,383.00	16,600.00	9,147.49	2,765.20	2,865.20
01-2011	PRINTING & PUBLICATION	1,203.30	8,015.62	133.59 %	500.00	6,000.00	(2,015.62)	4,252.67	4,702.69
01-2012	MISCELLANEOUS	16.53	2,310.96	46.22 %	417.00	5,000.00	2,689.04	2,499.91	2,526.82
01-2013	OFFICE SUPPLIES	114.58	6,227.15	88.96 %	583.00	7,000.00	772.85	5,014.81	5,093.23
01-2014	ELECTION	0.00	1,723.99	34.48 %	417.00	5,000.00	3,276.01	2,985.96	2,985.96
01-2015	CHEMICAL & INSECT	0.00	250.00	50.00 %	42.00	500.00	250.00	500.00	500.00
01-2016	MISC. SUPPLIES	0.00	358.63	28.69 %	104.00	1,250.00	891.37	0.00	0.00
01-2017	COPIER PAYMENT	459.55	2,833.51	94.45 %	250.00	3,000.00	166.49	3,126.03	3,300.57
01-2018	TRANSFER SCHOOL	0.00	1,750.00	58.33 %	250.00	3,000.00	1,250.00	2,050.00	2,050.00
01-2020	ECON. DEVELOPMENT	0.00	20,000.00	100.00 %	1,667.00	20,000.00	0.00	20,000.00	20,000.00
01-2021	LABOR & MACHINE	0.00	686.55	68.66 %	83.00	1,000.00	313.45	671.55	830.40
01-2022	TRAVEL & CONF. MILE	1,126.50	7,272.05	60.60 %	1,000.00	12,000.00	4,727.95	12,946.57	13,154.15
01-2023	OFFICE EQUIPMENT	0.00	0.00	0.00 %	417.00	5,000.00	5,000.00	0.00	0.00
01-2024	TRANSFER	100,128.75	1,338,916.25	90.07 %	123,879.00	1,486,545.00	147,628.75	988,708.16	1,014,564.08
01-2025	RE IMPROVEMENTS	0.00	365.67	1.83 %	1,667.00	20,000.00	19,634.33	369.91	369.91
01-2026	CAPITAL OUTLAY	0.00	0.00	0.00 %	0.00	0.00	0.00	0.00	0.00
01-2043	DUES & CONV	5,140.00	7,253.40	241.78 %	250.00	3,000.00	(4,253.40)	5,597.57	6,406.57

City of Gibbon

Account	Account Name	Fiscal Year 20 - 21			Budget			Fiscal Year 19 - 20	
		Current	Year To Date	%Used	Current	Total	Remaining	Year To Date	Total
Expense (Continued)									
GENERAL									
01-2071	EQUIPMENT	0.00	0.00	0.00 %	417.00	5,000.00	5,000.00	0.00	0.00
01-2079	REFUNDS	0.00	0.00	0.00 %	167.00	2,000.00	2,000.00	0.00	0.00
01-2093	H CENTER TAXES	0.00	1,186.94	98.91 %	100.00	1,200.00	13.06	1,204.30	1,204.30
01-2095	CITY SHARE FICA	245.79	3,036.48	115.68 %	219.00	2,625.00	(411.48)	2,642.00	2,801.35
01-2096	CITY SHARE MEDICARE	57.51	710.49	112.78 %	52.00	630.00	(80.49)	618.39	655.71
01-2097	CITY SHARE IRA	80.69	887.25	84.50 %	88.00	1,050.00	162.75	923.13	1,000.22
01-2098	CITY SHARE ROTH	53.82	586.18	98.52 %	50.00	595.00	8.82	615.36	666.72
TOTAL Expense		116,966.13	1,541,468.17	87.06 %	147,543.00	1,770,495.00	229,026.83	1,201,506.90	1,238,984.64

PROFIT / (LOSS) :

	(62,403.14)	(342,126.80)	(29,527.00)	(354,286.72)	(12,159.92)	7,733.28	213,525.49
--	-------------	--------------	-------------	--------------	-------------	----------	------------

City of Gibbon

Account	Account Name	Fiscal Year 20 - 21			Budget			Fiscal Year 19 - 20	
		Current	Year To Date	%Used	Current	Total	Remaining	Year To Date	Total
Revenue									
STREET FUND									
02-1001	PROPERTY TAX	0.00	932.68	0.00 %	0.00	0.00	(932.68)	0.00	0.00
02-1004	DONATIONS	0.00	13,107.69	524.31 %	208.00	2,500.00	(10,607.69)	7,052.60	7,402.60
02-1005	INTEREST	51.16	2,448.26	979.30 %	21.00	250.00	(2,198.26)	205.27	211.09
02-1006	NPPD	0.00	0.00	0.00 %	0.00	0.00	0.00	0.00	0.00
02-1007	TRANSFER	0.00	237,500.00	83.33 %	23,750.00	285,000.00	47,500.00	22,441.87	39,101.79
02-1013	LOCAL SALES TAX	4,201.37	42,085.98	0.00 %	0.00	0.00	(42,085.98)	0.00	0.00
02-1015	HIGHWAY ALLOCATION	67,523.57	268,435.85	120.96 %	18,494.00	221,924.00	(46,511.85)	194,116.12	215,815.75
02-1016	STREET ASSESSMENT	0.00	107,467.50	0.00 %	0.00	0.00	(107,467.50)	0.00	0.00
02-1018	MOTOR VEHICLE	0.00	19,524.22	195.24 %	833.00	10,000.00	(9,524.22)	15,880.24	15,880.24
02-1045	BOND PROCEEDS	0.00	0.00	0.00 %	0.00	0.00	0.00	0.00	0.00
02-1051	MUNICIPAL EQUAL FUND	0.00	0.00	0.00 %	0.00	0.00	0.00	0.00	0.00
TOTAL Revenue		71,776.10	691,502.18	133.06 %	43,306.00	519,674.00	(171,828.18)	239,696.10	278,411.47

Expense									
STREET FUND									
02-2001	SALARIES	11,077.15	144,768.85	87.74 %	13,750.00	165,000.00	20,231.15	148,278.11	157,412.58
02-2002	EMPLOYEE INSURANCE	5,771.90	73,270.26	71.14 %	8,583.00	103,000.00	29,729.74	72,359.54	80,659.80
02-2003	EMPLOYEE IRS SIMPLE	0.00	0.00	0.00 %	0.00	0.00	0.00	0.00	0.00
02-2004	SUPPLIES	474.82	8,877.02	49.32 %	1,500.00	18,000.00	9,122.98	10,031.03	12,016.21
02-2005	REPAIR & MAINTENANCE	1,098.09	28,851.56	96.17 %	2,500.00	30,000.00	1,148.44	35,583.91	38,178.29
02-2006	UTILITIES-ELECTRIC	185.60	2,098.22	52.46 %	333.00	4,000.00	1,901.78	2,207.53	2,404.53
02-2007	UTILITIES-SOURCE GAS	133.39	4,553.91	50.60 %	750.00	9,000.00	4,446.09	4,902.16	5,087.37
02-2008	TELEPHONE	219.98	2,865.22	143.26 %	167.00	2,000.00	(865.22)	2,025.81	2,206.22
02-2009	PROFESSIONAL	0.00	2,760.00	27.60 %	833.00	10,000.00	7,240.00	13,628.80	13,881.95
02-2010	INSURANCE	0.00	12,838.68	64.19 %	1,667.00	20,000.00	7,161.32	13,641.66	13,641.66
02-2012	MISCELLANEOUS	0.00	0.00	0.00 %	250.00	3,000.00	3,000.00	3,205.50	3,205.50
02-2015	CHEMICAL & INSECT	0.00	5,682.24	189.41 %	250.00	3,000.00	(2,682.24)	4,889.40	6,152.41
02-2024	TRANSFER	0.00	0.00	0.00 %	0.00	0.00	0.00	0.00	0.00
02-2025	RE IMPROVEMENTS	0.00	0.00	0.00 %	0.00	0.00	0.00	0.00	0.00
02-2026	CAPITAL OUTLAY	0.00	5,490.00	27.45 %	1,667.00	20,000.00	14,510.00	64,200.00	64,200.00
02-2027	GAS & OIL	1,437.90	8,743.41	87.43 %	833.00	10,000.00	1,256.59	6,365.64	6,645.69
02-2028	SNOW REMOVAL	0.00	0.00	0.00 %	0.00	0.00	0.00	3,336.69	3,336.69
02-2029	SAND & GRAVEL	0.00	24,440.73	488.81 %	417.00	5,000.00	(19,440.73)	16,050.52	16,050.52
02-2030	CONC & BLACK TOP	0.00	1,603.30	10.69 %	1,250.00	15,000.00	13,396.70	4,525.24	4,525.24
02-2031	SIGNS	0.00	736.96	0.00 %	0.00	0.00	(736.96)	10,921.66	13,188.51
02-2032	PAVEMENT MARK	0.00	1,426.60	71.33 %	167.00	2,000.00	573.40	1,939.16	1,939.16
02-2033	FLAGS/FLAR/BAR	0.00	1,172.56	33.50 %	292.00	3,500.00	2,327.44	1,046.36	1,046.36
02-2034	BOND & INTEREST	0.00	0.00	0.00 %	0.00	0.00	0.00	0.00	22,500.00
02-2035	STREET IMPROVEMENTS	0.00	0.00	0.00 %	3,017.00	36,200.00	36,200.00	202.47	202.47
02-2095	CITY SHARE FICA	686.77	8,975.66	92.66 %	807.00	9,686.44	710.78	9,193.09	9,759.43
02-2096	CITY SHARE MEDICARE	160.63	2,099.24	69.66 %	251.00	3,013.56	914.32	2,149.96	2,282.40
02-2097	CITY SHARE IRA	283.93	4,191.43	87.57 %	399.00	4,786.49	595.06	4,105.44	4,379.47
02-2098	CITY SHARE ROTH	189.27	2,593.05	89.00 %	243.00	2,913.51	320.46	2,737.06	2,919.77
TOTAL Expense		21,719.43	348,038.90	72.64 %	39,926.00	479,100.00	131,061.10	437,526.74	487,822.23

City of Gibbon

Account	Account Name	Fiscal Year 20 - 21			Budget			Fiscal Year 19 - 20	
		Current	Year To Date	%Used	Current	Total	Remaining	Year To Date	Total
PROFIT / (LOSS) :		50,056.67	343,463.28		3,380.00	40,574.00	(302,889.28)	(197,830.64)	(209,410.76)
Revenue									
SALES TAX FUND									
03-1004	DONATIONS	0.00	0.00	0.00 %	0.00	0.00	0.00	0.00	0.00
03-1005	INTEREST	0.00	0.00	0.00 %	0.00	0.00	0.00	0.00	0.00
03-1013	LOCAL SALES TAX	0.00	0.00	0.00 %	0.00	0.00	0.00	0.00	0.00
03-1023	STATE SALES TAX	0.00	0.00	0.00 %	0.00	0.00	0.00	0.00	0.00
TOTAL Revenue		0.00	0.00	0.00 %	0.00	0.00	0.00	0.00	0.00
Expense									
SALES TAX FUND									
03-2024	TRANSFER	0.00	0.00	0.00 %	0.00	0.00	0.00	0.00	0.00
03-2026	CAPITAL OUTLAY	0.00	0.00	0.00 %	0.00	0.00	0.00	0.00	0.00
03-2036	SALES TAX PD TO ST	0.00	0.00	0.00 %	0.00	0.00	0.00	0.00	0.00
03-2037	TAX RELIEF-CEM	0.00	0.00	0.00 %	0.00	0.00	0.00	0.00	0.00
03-2038	FUTURE CAPITAL	0.00	0.00	0.00 %	0.00	0.00	0.00	0.00	0.00
03-2049	EQUIPMENT PARK	0.00	0.00	0.00 %	0.00	0.00	0.00	0.00	0.00
03-2091	EQUIPMENT GENERAL	0.00	0.00	0.00 %	0.00	0.00	0.00	0.00	0.00
TOTAL Expense		0.00	0.00	0.00 %	0.00	0.00	0.00	0.00	0.00
PROFIT / (LOSS) :		0.00	0.00		0.00	0.00	0.00	0.00	0.00

City of Gibbon

Account	Account Name	Fiscal Year 20 - 21			Budget			Fiscal Year 19 - 20	
		Current	Year To Date	%Used	Current	Total	Remaining	Year To Date	Total
Revenue									
CEMETERY FUND									
04-1001	PROPERTY TAX	0.00	0.00	0.00 %	0.00	0.00	0.00	0.00	0.00
04-1004	DONATIONS	5.00	964.33	38.57 %	208.00	2,500.00	1,535.67	510.00	510.00
04-1005	INTEREST	11.50	1,448.26	448.26 %	8.00	100.00	(1,348.26)	34.67	36.59
04-1006	NPPD	0.00	0.00	0.00 %	0.00	0.00	0.00	0.00	0.00
04-1007	TRANSFER	7,233.33	79,566.63	91.67 %	7,233.00	86,800.00	7,233.37	56,500.00	54,840.00
04-1008	DONATIONS	0.00	22,746.35	274.64 %	83.00	1,000.00	(21,746.35)	975.00	1,675.00
04-1013	LOCAL SALES TAX	0.00	0.00	0.00 %	0.00	0.00	0.00	0.00	0.00
04-1024	GRAVE OPENING	750.00	5,400.00	108.00 %	417.00	5,000.00	(400.00)	7,650.00	8,550.00
04-1025	CEMETERY LOTS	800.00	12,815.00	256.30 %	417.00	5,000.00	(7,815.00)	7,205.00	8,405.00
04-1050	COLMBARIUM RECEIPTS	750.00	2,250.00	0.00 %	0.00	0.00	(2,250.00)	0.00	0.00
04-1051	MUNICIPAL EQUAL FUND	0.00	0.00	0.00 %	0.00	0.00	0.00	0.00	0.00
04-1055	RECLAIMED LOT SALES	0.00	0.00	0.00 %	83.00	1,000.00	1,000.00	0.00	0.00
04-1062	PERPETUAL CARE	300.00	3,450.00	98.57 %	292.00	3,500.00	50.00	4,050.00	4,500.00
TOTAL Revenue		9,849.83	128,640.57	122.63 %	8,741.00	104,900.00	(23,740.57)	76,924.67	78,516.59
Expense									
CEMETERY FUND									
04-2001	SALARIES	4,796.00	29,154.19	76.72 %	3,167.00	38,000.00	8,845.81	38,334.96	43,861.63
04-2002	EMPLOYEE INSURANCE	437.06	3,886.22	43.67 %	742.00	8,900.00	5,013.78	3,722.52	4,031.71
04-2003	EMPLOYEE IRS SIMPLE	0.00	0.00	0.00 %	0.00	0.00	0.00	0.00	0.00
04-2004	SUPPLIES	331.80	5,722.46	114.45 %	417.00	5,000.00	(722.46)	4,710.57	4,920.85
04-2005	REPAIR & MAINTENANCE	1,489.80	2,704.56	54.09 %	417.00	5,000.00	2,295.44	3,070.32	3,321.83
04-2006	UTILITIES-ELECTRIC	322.03	1,462.66	162.52 %	75.00	900.00	(562.66)	811.75	1,056.99
04-2008	TELEPHONE	103.72	1,062.70	96.61 %	92.00	1,100.00	37.30	982.65	1,046.33
04-2010	INSURANCE	0.00	2,678.66	89.29 %	250.00	3,000.00	321.34	2,906.38	2,906.38
04-2012	MISCELLANEOUS	157.50	547.45	27.37 %	167.00	2,000.00	1,452.55	1,269.35	1,290.50
04-2026	CAPITAL OUTLAY	1,614.82	21,670.97	619.17 %	292.00	3,500.00	(18,170.97)	1,296.11	1,296.11
04-2027	GAS & OIL	624.87	2,558.07	51.16 %	417.00	5,000.00	2,441.93	1,921.16	2,385.76
04-2038	FUTURE CAPITAL	0.00	0.00	0.00 %	1,000.00	12,000.00	12,000.00	12,021.30	12,021.30
04-2095	CITY SHARE FICA	297.36	1,807.57	85.34 %	176.00	2,118.00	310.43	2,376.76	2,719.42
04-2096	CITY SHARE MEDICARE	69.55	422.74	47.93 %	74.00	882.00	459.26	555.89	636.03
04-2097	CITY SHARE IRA	69.96	454.18	37.85 %	100.00	1,200.00	745.82	628.21	702.15
04-2098	CITY SHARE ROTH	46.64	302.79	33.64 %	75.00	900.00	597.21	418.81	468.10
TOTAL Expense		10,361.11	74,435.22	83.17 %	7,461.00	89,500.00	15,064.78	75,026.74	82,665.09
PROFIT / (LOSS) :		(511.28)	54,205.35		1,280.00	15,400.00	(38,805.35)	1,897.93	(4,148.50)

City of Gibbon

Account	Account Name	Fiscal Year 20 - 21			Budget			Fiscal Year 19 - 20	
		Current	Year To Date	%Used	Current	Total	Remaining	Year To Date	Total
Revenue									
POLICE FUND									
05-1001	PROPERTY TAX	0.00	0.00	0.00 %	0.00	0.00	0.00	0.00	0.00
05-1002	CONSUMERS 5%	0.00	0.00	0.00 %	0.00	0.00	0.00	0.00	0.00
05-1004	DONATIONS	0.00	379.45	37.02 %	85.00	1,025.00	645.55	0.00	0.00
05-1005	INTEREST	0.00	0.00	0.00 %	2.00	20.00	20.00	0.00	0.00
05-1006	NPPD	0.00	0.00	0.00 %	0.00	0.00	0.00	0.00	0.00
05-1007	TRANSFER	17,687.92	194,567.12	91.67 %	17,688.00	212,255.00	17,687.88	165,916.63	178,989.42
05-1010	STATE AID	0.00	0.00	0.00 %	0.00	0.00	0.00	0.00	0.00
05-1013	LOCAL SALES TAX	0.00	0.00	0.00 %	0.00	0.00	0.00	0.00	0.00
05-1014	PRO RATE	0.00	0.00	0.00 %	0.00	0.00	0.00	0.00	0.00
05-1051	MUNICIPAL EQUAL FUND	0.00	0.00	0.00 %	0.00	0.00	0.00	0.00	0.00
TOTAL Revenue		17,687.92	194,946.57	91.40 %	17,775.00	213,300.00	18,353.43	165,916.63	178,989.42

Expense									
POLICE FUND									
05-2001	SALARIES	0.00	0.00	0.00 %	0.00	0.00	0.00	0.00	0.00
05-2004	SUPPLIES	0.00	0.00	0.00 %	0.00	0.00	0.00	0.00	0.00
05-2005	REPAIR & MAINTENANCE	0.00	0.00	0.00 %	17.00	200.00	200.00	0.00	0.00
05-2006	UTILITIES-ELECTRIC	56.74	395.93	56.56 %	58.00	700.00	304.07	499.43	575.16
05-2007	UTILITIES-SOURCE GAS	9.52	917.37	50.96 %	150.00	1,800.00	882.63	835.75	851.30
05-2008	TELEPHONE	63.86	698.75	87.34 %	67.00	800.00	101.25	686.05	749.31
05-2010	INSURANCE	0.00	0.00	0.00 %	42.00	500.00	500.00	0.00	0.00
05-2013	OFFICE SUPPLIES	0.00	0.00	0.00 %	0.00	0.00	0.00	0.00	0.00
05-2022	TRAVEL & CONF. MILE	0.00	0.00	0.00 %	0.00	0.00	0.00	0.00	0.00
05-2024	TRANSFER	0.00	0.00	0.00 %	0.00	0.00	0.00	0.00	0.00
05-2026	CAPITAL OUTLAY	0.00	0.00	0.00 %	0.00	0.00	0.00	0.00	0.00
05-2027	GAS & OIL	0.00	0.00	0.00 %	0.00	0.00	0.00	0.00	0.00
05-2038	FUTURE CAPITAL	0.00	0.00	0.00 %	0.00	0.00	0.00	0.00	0.00
05-2041	DOG EXPENSE	0.00	0.00	0.00 %	0.00	0.00	0.00	0.00	0.00
05-2042	CLEANING	0.00	0.00	0.00 %	0.00	0.00	0.00	0.00	0.00
05-2043	DUES & CONV	0.00	0.00	0.00 %	0.00	0.00	0.00	0.00	0.00
05-2044	SHERIFF ALLOWANCE	17,441.67	191,858.37	91.67 %	17,442.00	209,300.00	17,441.63	162,043.05	176,813.65
05-2090	N CASH RESERVE	0.00	0.00	0.00 %	0.00	0.00	0.00	0.00	0.00
05-2095	CITY SHARE FICA	0.00	0.00	0.00 %	0.00	0.00	0.00	0.00	0.00
05-2096	CITY SHARE MEDICARE	0.00	0.00	0.00 %	0.00	0.00	0.00	0.00	0.00
05-2098	CITY SHARE ROTH	0.00	0.00	0.00 %	0.00	0.00	0.00	0.00	0.00
TOTAL Expense		17,571.79	193,870.42	90.89 %	17,776.00	213,300.00	19,429.58	164,064.28	178,989.42

PROFIT / (LOSS) :

116.13	1,076.15	(1.00)	0.00	(1,076.15)	1,852.35	0.00
---------------	-----------------	---------------	-------------	-------------------	-----------------	-------------

City of Gibbon

Account	Account Name	Fiscal Year 20 - 21			Budget			Fiscal Year 19 - 20	
		Current	Year To Date	%Used	Current	Total	Remaining	Year To Date	Total
Revenue									
POOL FUND									
06-1001	PROPERTY TAX	0.00	0.00	0.00 %	0.00	0.00	0.00	0.00	0.00
06-1002	CONSUMERS 5%	0.00	0.00	0.00 %	0.00	0.00	0.00	0.00	0.00
06-1004	DONATIONS	245.00	2,386.88	477.38 %	42.00	500.00	(1,886.88)	100.00	100.00
06-1005	INTEREST	0.00	0.00	0.00 %	0.00	0.00	0.00	0.00	0.00
06-1006	NPPD	0.00	0.00	0.00 %	0.00	0.00	0.00	0.00	0.00
06-1007	TRANSFER	5,683.33	62,516.63	91.67 %	5,683.00	68,200.00	5,683.37	9,800.00	11,397.85
06-1010	STATE AID	0.00	0.00	0.00 %	0.00	0.00	0.00	0.00	0.00
06-1013	LOCAL SALES TAX	0.00	0.00	0.00 %	0.00	0.00	0.00	0.00	0.00
06-1014	PRO RATE	0.00	0.00	0.00 %	0.00	0.00	0.00	0.00	0.00
06-1019	POOL RECEIPTS	3,404.83	19,544.68	217.16 %	750.00	9,000.00	(10,544.68)	75.12	75.12
06-1051	MUNICIPAL EQUAL FUND	0.00	0.00	0.00 %	0.00	0.00	0.00	0.00	0.00
06-1057	POOL BONDS	0.00	0.00	0.00 %	0.00	0.00	0.00	0.00	0.00
TOTAL Revenue		9,333.16	84,448.19	108.68 %	6,475.00	77,700.00	(6,748.19)	9,975.12	11,572.97

Expense									
POOL FUND									
06-2001	SALARIES	11,201.13	30,720.52	85.33 %	3,000.00	36,000.00	5,279.48	0.00	0.00
06-2002	EMPLOYEE INSURANCE	0.00	0.00	0.00 %	0.00	0.00	0.00	0.00	0.00
06-2003	EMPLOYEE IRS SIMPLE	0.00	0.00	0.00 %	0.00	0.00	0.00	0.00	0.00
06-2004	SUPPLIES	348.79	4,248.51	70.81 %	500.00	6,000.00	1,751.49	102.48	102.48
06-2005	REPAIR & MAINTENANCE	573.02	2,625.12	65.63 %	333.00	4,000.00	1,374.88	1,925.19	1,925.19
06-2006	UTILITIES-ELECTRIC	2,289.48	4,188.96	76.16 %	458.00	5,500.00	1,311.04	693.44	788.49
06-2007	UTILITIES-SOURCE GAS	94.36	362.02	72.40 %	42.00	500.00	137.98	402.70	441.93
06-2008	TELEPHONE	104.02	631.66	70.18 %	75.00	900.00	268.34	394.23	430.29
06-2010	INSURANCE	0.00	7,376.55	147.53 %	417.00	5,000.00	(2,376.55)	7,566.59	7,566.59
06-2012	MISCELLANEOUS	80.00	1,764.45	117.63 %	125.00	1,500.00	(264.45)	318.00	318.00
06-2024	TRANSFER	0.00	40.00	0.00 %	0.00	0.00	(40.00)	0.00	0.00
06-2026	CAPITAL OUTLAY	0.00	9,503.14	118.79 %	667.00	8,000.00	(1,503.14)	0.00	0.00
06-2045	MERCHANDISE FOR RESALE	0.00	0.00	0.00 %	0.00	0.00	0.00	0.00	0.00
06-2046	CHEMICALS	1,052.30	9,301.74	124.02 %	625.00	7,500.00	(1,801.74)	0.00	0.00
06-2048	POOL PROJECT	0.00	0.00	0.00 %	0.00	0.00	0.00	0.00	0.00
06-2090	N CASH RESERVE	0.00	0.00	0.00 %	0.00	0.00	0.00	0.00	0.00
06-2095	CITY SHARE FICA	694.48	1,904.66	90.70 %	175.00	2,100.00	195.34	0.00	0.00
06-2096	CITY SHARE MEDICARE	162.44	445.45	63.64 %	58.00	700.00	254.55	0.00	0.00
06-2097	CITY SHARE IRA	0.00	0.00	0.00 %	0.00	0.00	0.00	0.00	0.00
06-2098	CITY SHARE ROTH	0.00	0.00	0.00 %	0.00	0.00	0.00	0.00	0.00
TOTAL Expense		16,600.02	73,112.78	94.10 %	6,475.00	77,700.00	4,587.22	11,402.63	11,572.97

PROFIT / (LOSS) :

(7,266.86)	11,335.41	0.00	0.00	(11,335.41)	(1,427.51)	0.00
-------------------	------------------	-------------	-------------	--------------------	-------------------	-------------

City of Gibbon

Account	Account Name	Fiscal Year 20 - 21			Budget			Fiscal Year 19 - 20	
		Current	Year To Date	%Used	Current	Total	Remaining	Year To Date	Total
Revenue									
PARK FUND									
07-1001	PROPERTY TAX	0.00	0.00	0.00 %	0.00	0.00	0.00	0.00	0.00
07-1002	CONSUMERS 5%	0.00	0.00	0.00 %	0.00	0.00	0.00	0.00	0.00
07-1004	DONATIONS	0.00	0.00	0.00 %	83.00	1,000.00	1,000.00	534.57	534.57
07-1005	INTEREST	0.00	0.00	0.00 %	0.00	0.00	0.00	0.00	0.00
07-1006	NPPD	0.00	0.00	0.00 %	0.00	0.00	0.00	0.00	0.00
07-1007	TRANSFER	18,633.33	204,966.63	91.67 %	18,633.00	223,600.00	18,633.37	192,009.62	219,840.89
07-1008	DONATIONS	0.00	0.00	0.00 %	0.00	0.00	0.00	0.00	0.00
07-1010	STATE AID	0.00	0.00	0.00 %	0.00	0.00	0.00	0.00	0.00
07-1013	LOCAL SALES TAX	0.00	0.00	0.00 %	0.00	0.00	0.00	0.00	0.00
07-1014	PRO RATE	0.00	0.00	0.00 %	0.00	0.00	0.00	0.00	0.00
07-1028	REIMBURSEMENT	0.00	0.00	0.00 %	0.00	0.00	0.00	0.00	0.00
07-1034	FEDERAL/STATE GRANTS	0.00	0.00	0.00 %	0.00	0.00	0.00	0.00	0.00
07-1051	MUNICIPAL EQUAL FUND	0.00	0.00	0.00 %	0.00	0.00	0.00	0.00	0.00
TOTAL Revenue		18,633.33	204,966.63	91.26 %	18,716.00	224,600.00	19,633.37	192,544.19	220,375.46
Expense									
PARK FUND									
07-2001	SALARIES	14,401.15	104,525.60	125.93 %	6,917.00	83,000.00	(21,525.60)	85,212.07	92,961.59
07-2002	EMPLOYEE INSURANCE	(830.29)	22,234.09	67.38 %	2,750.00	33,000.00	10,765.91	23,018.13	24,765.15
07-2003	EMPLOYEE IRS SIMPLE	0.00	0.00	0.00 %	0.00	0.00	0.00	0.00	0.00
07-2004	SUPPLIES	728.21	14,389.09	95.93 %	1,250.00	15,000.00	610.91	17,184.57	17,669.46
07-2005	REPAIR & MAINTENANCE	2,391.88	11,201.90	56.01 %	1,667.00	20,000.00	8,798.10	9,225.67	12,192.42
07-2006	UTILITIES-ELECTRIC	661.80	5,907.08	98.45 %	500.00	6,000.00	92.92	6,114.74	6,674.58
07-2008	TELEPHONE	135.51	1,689.99	84.50 %	167.00	2,000.00	310.01	1,300.22	1,425.16
07-2010	INSURANCE	0.00	9,324.36	93.24 %	833.00	10,000.00	675.64	8,229.27	8,229.27
07-2012	MISCELLANEOUS	0.00	1,489.23	74.46 %	167.00	2,000.00	510.77	1,222.52	1,222.52
07-2024	TRANSFER	0.00	0.00	0.00 %	0.00	0.00	0.00	0.00	0.00
07-2026	CAPITAL OUTLAY	0.00	24,223.48	96.89 %	2,083.00	25,000.00	776.52	29,010.56	29,010.56
07-2027	GAS & OIL	1,005.32	6,059.36	67.33 %	750.00	9,000.00	2,940.64	5,188.24	5,796.90
07-2049	EQUIPMENT PARK	0.00	0.00	0.00 %	167.00	2,000.00	2,000.00	0.00	0.00
07-2050	MOWING	0.00	0.00	0.00 %	0.00	0.00	0.00	0.00	0.00
07-2051	GOLF COURSE	0.00	0.00	0.00 %	0.00	0.00	0.00	0.00	0.00
07-2052	BALL DIAMOND IMPROV	0.00	0.00	0.00 %	0.00	0.00	0.00	0.00	0.00
07-2053	PARK IMPROVEMENTS	0.00	0.00	0.00 %	0.00	0.00	0.00	0.00	0.00
07-2054	HERITAGE CENTER	180.97	6,044.96	100.75 %	500.00	6,000.00	(44.96)	5,776.95	6,020.41
07-2055	COMMUNITY CENTER	0.00	0.00	0.00 %	0.00	0.00	0.00	0.00	0.00
07-2056	STUMP REMOVAL TREES	0.00	0.00	0.00 %	167.00	2,000.00	2,000.00	1,400.00	1,400.00
07-2057	NEW BALL PARK	0.00	0.00	0.00 %	0.00	0.00	0.00	0.00	0.00
07-2070	GRANT EXPENSE	0.00	0.00	0.00 %	0.00	0.00	0.00	0.00	0.00
07-2085	Heritage Center & CC Expense	0.00	189.65	0.00 %	0.00	0.00	(189.65)	1,873.77	2,843.99
07-2095	CITY SHARE FICA	892.88	6,480.56	121.52 %	444.00	5,333.00	(1,147.56)	5,287.65	5,768.12
07-2096	CITY SHARE MEDICARE	208.81	1,515.64	142.05 %	89.00	1,067.00	(448.64)	1,236.64	1,349.01
07-2097	CITY SHARE IRA	91.00	1,783.85	92.91 %	160.00	1,920.00	136.15	1,642.07	1,827.82
07-2098	CITY SHARE ROTH	60.66	1,159.67	90.60 %	107.00	1,280.00	120.33	1,094.66	1,218.50
TOTAL Expense		19,927.90	218,218.51	97.16 %	18,718.00	224,600.00	6,381.49	204,017.73	220,375.46

City of Gibbon

Account	Account Name	Fiscal Year 20 - 21			Budget			Fiscal Year 19 - 20	
		Current	Year To Date	%Used	Current	Total	Remaining	Year To Date	Total
PROFIT / (LOSS) :		(1,294.57)	(13,251.88)		(2.00)	0.00	13,251.88	(11,473.54)	0.00
Revenue									
FIRE FUND									
08-1001	PROPERTY TAX	0.00	0.00	0.00 %	0.00	0.00	0.00	0.00	0.00
08-1002	CONSUMERS 5%	0.00	0.00	0.00 %	0.00	0.00	0.00	0.00	0.00
08-1004	DONATIONS	0.00	1,027.50	102.75 %	83.00	1,000.00	(27.50)	420.00	420.00
08-1005	INTEREST	0.00	0.00	0.00 %	0.00	0.00	0.00	0.00	0.00
08-1006	NPPD	0.00	0.00	0.00 %	0.00	0.00	0.00	0.00	0.00
08-1007	TRANSFER	5,008.33	55,091.63	91.67 %	5,008.00	60,100.00	5,008.37	55,045.87	60,050.04
08-1010	STATE AID	0.00	0.00	0.00 %	0.00	0.00	0.00	0.00	0.00
08-1013	LOCAL SALES TAX	0.00	0.00	0.00 %	0.00	0.00	0.00	0.00	0.00
08-1014	PRO RATE	0.00	0.00	0.00 %	0.00	0.00	0.00	0.00	0.00
08-1030	RURAL FIRE DIST.	0.00	8,745.60	60.31 %	1,208.00	14,500.00	5,754.40	3,187.50	4,040.10
08-1034	FEDERAL/STATE GRANTS	0.00	0.00	0.00 %	0.00	0.00	0.00	0.00	0.00
08-1037	WARRANTS/LOAN	0.00	0.00	0.00 %	0.00	0.00	0.00	0.00	0.00
08-1048	OCCUPATION TAX	0.00	0.00	0.00 %	0.00	0.00	0.00	0.00	0.00
08-1051	MUNICIPAL EQUAL FUND	0.00	0.00	0.00 %	0.00	0.00	0.00	0.00	0.00
TOTAL Revenue		5,008.33	64,864.73	85.80 %	6,299.00	75,600.00	10,735.27	58,653.37	64,510.14
Expense									
FIRE FUND									
08-2004	SUPPLIES	0.00	1,286.20	25.72 %	417.00	5,000.00	3,713.80	1,316.50	1,316.50
08-2005	REPAIR & MAINTENANCE	0.00	756.44	15.13 %	417.00	5,000.00	4,243.56	996.98	996.98
08-2006	UTILITIES-ELECTRIC	201.81	1,550.94	51.70 %	250.00	3,000.00	1,449.06	1,874.58	2,135.99
08-2007	UTILITIES-SOURCE GAS	28.56	2,808.29	70.21 %	333.00	4,000.00	1,191.71	2,507.31	2,553.94
08-2008	TELEPHONE	0.00	0.00	0.00 %	0.00	0.00	0.00	0.00	0.00
08-2010	INSURANCE	0.00	29,790.19	93.09 %	2,667.00	32,000.00	2,209.81	29,523.87	29,523.87
08-2012	MISCELLANEOUS	0.00	0.00	0.00 %	167.00	2,000.00	2,000.00	0.00	0.00
08-2022	TRAVEL & CONF. MILE	0.00	0.00	0.00 %	0.00	0.00	0.00	0.00	0.00
08-2026	CAPITAL OUTLAY	0.00	8,090.00	53.93 %	1,250.00	15,000.00	6,910.00	0.00	0.00
08-2038	FUTURE CAPITAL	0.00	0.00	0.00 %	0.00	0.00	0.00	0.00	0.00
08-2058	ALLOWANCE	800.00	8,800.00	91.67 %	800.00	9,600.00	800.00	8,800.00	9,600.00
08-2095	CITY SHARE FICA	0.00	0.00	0.00 %	0.00	0.00	0.00	0.00	0.00
08-2096	CITY SHARE MEDICARE	0.00	0.00	0.00 %	0.00	0.00	0.00	0.00	0.00
TOTAL Expense		1,030.37	53,082.06	70.21 %	6,301.00	75,600.00	22,517.94	45,019.24	46,127.28
PROFIT / (LOSS) :		3,977.96	11,782.67		(2.00)	0.00	(11,782.67)	13,634.13	18,382.86

City of Gibbon

Account	Account Name	Fiscal Year 20 - 21			Budget			Fiscal Year 19 - 20	
		Current	Year To Date	%Used	Current	Total	Remaining	Year To Date	Total
Revenue									
LIBRARY FUND									
09-1001	PROPERTY TAX	0.00	0.00	0.00 %	0.00	0.00	0.00	0.00	0.00
09-1004	DONATIONS	69.68	684.25	136.85 %	42.00	500.00	(184.25)	459.47	562.79
09-1005	INTEREST	0.00	0.00	0.00 %	0.00	0.00	0.00	0.00	0.00
09-1006	NPPD	0.00	0.00	0.00 %	0.00	0.00	0.00	0.00	0.00
09-1007	TRANSFER	8,566.67	94,233.37	91.67 %	8,567.00	102,800.00	8,566.63	81,845.80	93,722.50
09-1013	LOCAL SALES TAX	0.00	0.00	0.00 %	0.00	0.00	0.00	0.00	0.00
09-1031	LIBRARY FEES	0.00	16.60	1.66 %	83.00	1,000.00	983.40	293.19	293.19
09-1034	FEDERAL/STATE GRANTS	0.00	0.00	0.00 %	0.00	0.00	0.00	0.00	0.00
09-1051	MUNICIPAL EQUAL FUND	0.00	0.00	0.00 %	0.00	0.00	0.00	0.00	0.00
09-1056	LOST BOOK	0.00	5.99	5.99 %	8.00	100.00	94.01	2.99	2.99
TOTAL Revenue		8,636.35	94,940.21	90.94 %	8,700.00	104,400.00	9,459.79	82,601.45	94,581.47
Expense									
LIBRARY FUND									
09-2001	SALARIES	4,630.62	53,531.28	91.51 %	4,875.00	58,500.00	4,968.72	48,380.24	52,887.03
09-2002	EMPLOYEE INSURANCE	0.00	0.00	0.00 %	0.00	0.00	0.00	0.00	0.00
09-2003	EMPLOYEE IRS SIMPLE	0.00	0.00	0.00 %	0.00	0.00	0.00	0.00	0.00
09-2004	SUPPLIES	228.45	2,647.21	75.63 %	292.00	3,500.00	852.79	2,948.33	3,331.77
09-2005	REPAIR & MAINTENANCE	0.00	2,499.49	62.49 %	333.00	4,000.00	1,500.51	3,167.98	4,219.98
09-2006	UTILITIES-ELECTRIC	1,148.43	6,222.81	75.89 %	683.00	8,200.00	1,977.19	5,405.61	6,288.35
09-2010	INSURANCE	0.00	3,624.56	72.49 %	417.00	5,000.00	1,375.44	3,609.53	3,609.53
09-2012	MISCELLANEOUS	35.07	627.55	41.84 %	125.00	1,500.00	872.45	739.66	1,358.35
09-2024	TRANSFER	0.00	0.00	0.00 %	0.00	0.00	0.00	0.00	0.00
09-2026	CAPITAL OUTLAY	0.00	1,115.30	55.76 %	167.00	2,000.00	884.70	1,603.50	1,996.49
09-2038	FUTURE CAPITAL	0.00	0.00	0.00 %	0.00	0.00	0.00	0.00	2,100.00
09-2060	UPKEEP	97.16	971.39	57.14 %	142.00	1,700.00	728.61	1,188.60	1,188.60
09-2061	BOOKS	876.95	9,478.96	90.28 %	875.00	10,500.00	1,021.04	7,999.66	10,074.38
09-2062	MAGAZINES	38.91	2,941.22	65.36 %	375.00	4,500.00	1,558.78	2,771.44	3,481.20
09-2070	GRANT EXPENSE	0.00	0.00	0.00 %	0.00	0.00	0.00	0.00	0.00
09-2090	N CASH RESERVE	0.00	0.00	0.00 %	0.00	0.00	0.00	0.00	0.00
09-2095	CITY SHARE FICA	287.11	3,318.93	90.51 %	306.00	3,667.00	348.07	2,999.56	3,278.99
09-2096	CITY SHARE MEDICARE	67.15	776.20	58.23 %	111.00	1,333.00	556.80	701.45	766.80
09-2097	CITY SHARE IRA	0.00	0.00	0.00 %	0.00	0.00	0.00	0.00	0.00
09-2098	CITY SHARE ROTH	0.00	0.00	0.00 %	0.00	0.00	0.00	0.00	0.00
TOTAL Expense		7,409.85	87,754.90	84.06 %	8,701.00	104,400.00	16,645.10	81,515.56	94,581.47
PROFIT / (LOSS) :		1,226.50	7,185.31		(1.00)	0.00	(7,185.31)	1,085.89	0.00

City of Gibbon

Account	Account Name	Fiscal Year 20 - 21			Budget			Fiscal Year 19 - 20	
		Current	Year To Date	%Used	Current	Total	Remaining	Year To Date	Total
Revenue									
STREET LIGHTS									
10-1001	PROPERTY TAX	0.00	0.00	0.00 %	0.00	0.00	0.00	0.29	0.29
10-1002	CONSUMERS 5%	0.00	0.00	0.00 %	0.00	0.00	0.00	0.00	0.00
10-1004	DONATIONS	0.00	(1,997.95)	0.00 %	0.00	0.00	1,997.95	0.00	0.00
10-1005	INTEREST	0.00	0.00	0.00 %	1.00	10.00	10.00	0.00	0.00
10-1006	NPPD	0.00	0.00	0.00 %	0.00	0.00	0.00	0.00	0.00
10-1007	TRANSFER	3,499.17	38,490.87	91.67 %	3,499.00	41,990.00	3,499.13	38,490.87	41,162.48
10-1010	STATE AID	0.00	0.00	0.00 %	0.00	0.00	0.00	0.00	0.00
TOTAL Revenue		3,499.17	36,492.92	86.89 %	3,500.00	42,000.00	5,507.08	38,491.16	41,162.77
Expense									
STREET LIGHTS									
10-2006	UTILITIES-ELECTRIC	2,999.00	32,921.79	82.30 %	3,333.00	40,000.00	7,078.21	32,096.96	35,037.93
10-2012	MISCELLANEOUS	0.00	55.32	2.77 %	167.00	2,000.00	1,944.68	582.81	582.81
10-2026	CAPITAL OUTLAY	0.00	0.00	0.00 %	0.00	0.00	0.00	0.00	0.00
TOTAL Expense		2,999.00	32,977.11	78.52 %	3,500.00	42,000.00	9,022.89	32,679.77	35,620.74
PROFIT / (LOSS) :		500.17	3,515.81		0.00	0.00	(3,515.81)	5,811.39	5,542.03

City of Gibbon

Account	Account Name	Fiscal Year 20 - 21			Budget			Fiscal Year 19 - 20	
		Current	Year To Date	%Used	Current	Total	Remaining	Year To Date	Total
Revenue									
HEALTH CENTER									
11-1005	INTEREST	0.00	0.00	0.00 %	0.00	0.00	0.00	0.00	0.00
11-1006	NPPD	0.00	0.00	0.00 %	0.00	0.00	0.00	0.00	0.00
11-1007	TRANSFER	0.00	0.00	0.00 %	0.00	0.00	0.00	0.00	0.00
11-1009	RENT	0.00	0.00	0.00 %	0.00	0.00	0.00	0.00	0.00
TOTAL Revenue		0.00	0.00	0.00 %	0.00	0.00	0.00	0.00	0.00
Expense									
HEALTH CENTER									
11-2004	SUPPLIES	0.00	0.00	0.00 %	0.00	0.00	0.00	0.00	0.00
11-2005	REPAIR & MAINTENANCE	0.00	0.00	0.00 %	0.00	0.00	0.00	0.00	0.00
11-2007	UTILITIES-SOURCE GAS	0.00	0.00	0.00 %	0.00	0.00	0.00	0.00	0.00
11-2010	INSURANCE	0.00	0.00	0.00 %	0.00	0.00	0.00	0.00	0.00
11-2024	TRANSFER	0.00	0.00	0.00 %	0.00	0.00	0.00	0.00	0.00
11-2026	CAPITAL OUTLAY	0.00	0.00	0.00 %	0.00	0.00	0.00	0.00	0.00
11-2093	H CENTER TAXES	0.00	0.00	0.00 %	0.00	0.00	0.00	0.00	0.00
TOTAL Expense		0.00	0.00	0.00 %	0.00	0.00	0.00	0.00	0.00
PROFIT / (LOSS) :		0.00	0.00		0.00	0.00	0.00	0.00	0.00

City of Gibbon

Account	Account Name	Fiscal Year 20 - 21			Budget			Fiscal Year 19 - 20	
		Current	Year To Date	%Used	Current	Total	Remaining	Year To Date	Total
Revenue									
SEWER FUND									
12-1001	PROPERTY TAX	0.00	0.00	0.00 %	0.00	0.00	0.00	0.00	0.00
12-1004	DONATIONS	0.00	10,530.99	0.00 %	0.00	0.00	(10,530.99)	1,500.00	1,500.00
12-1005	INTEREST	55.83	534.53	106.91 %	42.00	500.00	(34.53)	728.68	783.36
12-1006	NPPD	0.00	0.00	0.00 %	0.00	0.00	0.00	0.00	0.00
12-1007	TRANSFER	0.00	125,000.00	100.00 %	10,417.00	125,000.00	0.00	125,000.00	124,769.90
12-1032	COLLECTIONS	22,124.11	232,544.32	96.89 %	20,000.00	240,000.00	7,455.68	221,355.50	241,638.50
12-1052	LATE FEES & RECONNECT	285.00	3,832.50	76.65 %	417.00	5,000.00	1,167.50	4,005.00	4,447.50
12-1054	UTILITY DEPOSITS	0.00	0.00	0.00 %	0.00	0.00	0.00	0.00	0.00
TOTAL Revenue		22,464.94	372,442.34	100.52 %	30,876.00	370,500.00	(1,942.34)	352,589.18	373,139.26

Expense									
SEWER FUND									
12-2001	SALARIES	4,767.41	65,922.27	87.90 %	6,250.00	75,000.00	9,077.73	62,522.59	67,671.13
12-2002	EMPLOYEE INSURANCE	1,802.71	25,125.01	67.91 %	3,083.00	37,000.00	11,874.99	27,800.42	30,609.29
12-2003	EMPLOYEE IRS SIMPLE	0.00	0.00	0.00 %	0.00	0.00	0.00	0.00	0.00
12-2004	SUPPLIES	0.00	1,394.00	139.40 %	83.00	1,000.00	(394.00)	1,594.24	1,732.25
12-2005	REPAIR & MAINTENANCE	4,700.00	12,059.18	80.39 %	1,250.00	15,000.00	2,940.82	37,784.07	38,135.29
12-2006	UTILITIES-ELECTRIC	942.21	6,833.75	85.42 %	667.00	8,000.00	1,166.25	7,433.61	8,560.00
12-2007	UTILITIES-SOURCE GAS	10.04	454.08	60.54 %	62.00	750.00	295.92	528.27	549.75
12-2008	TELEPHONE	64.87	728.68	0.00 %	0.00	0.00	(728.68)	631.42	677.15
12-2009	PROFESSIONAL	0.00	1,568.00	0.00 %	0.00	0.00	(1,568.00)	13,549.52	13,802.67
12-2010	INSURANCE	0.00	3,090.15	154.51 %	167.00	2,000.00	(1,090.15)	3,245.50	3,245.50
12-2013	OFFICE SUPPLIES	0.00	0.00	0.00 %	83.00	1,000.00	1,000.00	0.00	0.00
12-2015	CHEMICAL & INSECT	0.00	0.00	0.00 %	33.00	400.00	400.00	0.00	0.00
12-2024	TRANSFER	0.00	200,000.00	162.17 %	10,277.00	123,325.00	(76,675.00)	0.00	0.00
12-2025	RE IMPROVEMENTS	0.00	0.00	0.00 %	984.00	11,803.00	11,803.00	0.00	0.00
12-2026	CAPITAL OUTLAY	0.00	5,502.00	14.11 %	3,250.00	39,000.00	33,498.00	120,629.42	120,629.42
12-2027	GAS & OIL	198.86	1,354.47	135.45 %	83.00	1,000.00	(354.47)	1,188.92	1,242.72
12-2046	CHEMICALS	0.00	0.00	0.00 %	125.00	1,500.00	1,500.00	0.00	0.00
12-2063	CLEAN SEWER/CULVERTS	0.00	23,230.89	232.31 %	833.00	10,000.00	(13,230.89)	10,530.40	10,530.40
12-2064	SEWER LINES	0.00	0.00	0.00 %	0.00	0.00	0.00	20,695.80	20,695.80
12-2065	CONSULTING	0.00	14,971.22	124.76 %	1,000.00	12,000.00	(2,971.22)	16,069.36	16,069.36
12-2066	CONTRACTOR COSTS	0.00	0.00	0.00 %	0.00	0.00	0.00	0.00	0.00
12-2067	B & 1940 PAYMENT	0.00	0.00	0.00 %	16,667.00	200,000.00	200,000.00	200,000.00	200,000.00
12-2095	CITY SHARE FICA	295.56	4,087.18	90.83 %	375.00	4,500.00	412.82	3,876.21	4,195.40
12-2096	CITY SHARE MEDICARE	69.12	955.78	83.11 %	96.00	1,150.00	194.22	906.45	981.08
12-2097	CITY SHARE IRA	143.03	1,900.36	84.46 %	188.00	2,250.00	349.64	1,875.76	2,030.21
12-2098	CITY SHARE ROTH	95.34	1,210.58	80.71 %	125.00	1,500.00	289.42	1,250.46	1,353.44
TOTAL Expense		13,089.15	370,387.60	67.57 %	45,681.00	548,178.00	177,790.40	532,112.42	542,710.86

PROFIT / (LOSS) :

9,375.79	2,054.74	(14,805.00)	(177,678.00)	(179,732.74)	(179,523.24)	(169,571.60)
-----------------	-----------------	--------------------	---------------------	---------------------	---------------------	---------------------

City of Gibbon

Account	Account Name	Fiscal Year 20 - 21			Budget			Fiscal Year 19 - 20	
		Current	Year To Date	%Used	Current	Total	Remaining	Year To Date	Total
Revenue									
GARBAGE FUND									
13-1005	INTEREST	0.00	2.39	0.00 %	0.00	0.00	(2.39)	0.00	0.00
13-1007	TRANSFER	625.00	6,875.00	91.67 %	625.00	7,500.00	625.00	6,865.87	7,490.04
13-1033	RECEIPTS	8,543.30	94,262.69	94.26 %	8,333.00	100,000.00	5,737.31	95,395.61	104,263.86
13-1034	FEDERAL/STATE GRANTS	0.00	0.00	0.00 %	0.00	0.00	0.00	0.00	0.00
13-1035	LANDFILL/GRASS	50.00	1,671.99	167.20 %	83.00	1,000.00	(671.99)	3,033.40	3,058.40
TOTAL Revenue		9,218.30	102,812.07	94.76 %	9,041.00	108,500.00	5,687.93	105,294.88	114,812.30
Expense									
GARBAGE FUND									
13-2010	INSURANCE	0.00	0.00	0.00 %	42.00	500.00	500.00	0.00	0.00
13-2068	GARBAGE SERVICE	8,795.20	94,373.60	94.37 %	8,333.00	100,000.00	5,626.40	91,619.55	100,041.15
13-2069	LANDFILL	0.00	5,383.29	67.29 %	667.00	8,000.00	2,616.71	4,085.44	4,085.44
13-2070	GRANT EXPENSE	0.00	0.00	0.00 %	0.00	0.00	0.00	0.00	0.00
TOTAL Expense		8,795.20	99,756.89	91.94 %	9,042.00	108,500.00	8,743.11	95,704.99	104,126.59
PROFIT / (LOSS) :		423.10	3,055.18		(1.00)	0.00	(3,055.18)	9,589.89	10,685.71

City of Gibbon

Account	Account Name	Fiscal Year 20 - 21			Budget			Fiscal Year 19 - 20	
		Current	Year To Date	%Used	Current	Total	Remaining	Year To Date	Total
Revenue									
WATER FUND									
14-1001	PROPERTY TAX	0.00	0.00	0.00 %	0.00	0.00	0.00	0.00	0.00
14-1004	DONATIONS	25.00	4,712.20	235.61 %	167.00	2,000.00	(2,712.20)	1,322.22	5,994.43
14-1005	INTEREST	30.74	266.76	97.00 %	23.00	275.00	8.24	278.10	303.85
14-1006	NPPD	0.00	0.00	0.00 %	0.00	0.00	0.00	0.00	0.00
14-1007	TRANSFER	0.00	0.00	0.00 %	0.00	0.00	0.00	0.00	0.00
14-1013	LOCAL SALES TAX	0.00	0.00	0.00 %	0.00	0.00	0.00	0.00	0.00
14-1032	COLLECTIONS	39,507.77	309,122.82	116.65 %	22,083.00	265,000.00	(44,122.82)	282,032.68	314,491.68
14-1037	WARRANTS/LOAN	0.00	0.00	0.00 %	0.00	0.00	0.00	0.00	0.00
14-1038	HOOKUPS/TAPPING	0.00	0.00	0.00 %	21.00	250.00	250.00	2,994.44	2,994.44
14-1052	LATE FEES & RECONNECT	285.00	4,112.50	82.25 %	417.00	5,000.00	887.50	4,060.00	4,637.98
14-1054	UTILITY DEPOSITS	0.00	0.00	0.00 %	0.00	0.00	0.00	0.00	0.00
TOTAL Revenue		39,848.51	318,214.28	116.77 %	22,711.00	272,525.00	(45,689.28)	290,687.44	328,422.38
Expense									
WATER FUND									
14-2001	SALARIES	5,455.33	74,709.53	93.39 %	6,667.00	80,000.00	5,290.47	70,711.42	76,527.60
14-2002	EMPLOYEE INSURANCE	2,333.78	30,995.76	68.88 %	3,750.00	45,000.00	14,004.24	33,407.92	36,776.76
14-2003	EMPLOYEE IRS SIMPLE	0.00	0.00	0.00 %	0.00	0.00	0.00	0.00	0.00
14-2004	SUPPLIES	4,882.09	21,838.96	62.40 %	2,917.00	35,000.00	13,161.04	48,303.08	50,187.59
14-2005	REPAIR & MAINTENANCE	1,395.09	40,214.53	80.43 %	4,167.00	50,000.00	9,785.47	29,954.30	30,000.97
14-2006	UTILITIES-ELECTRIC	6,260.56	24,860.36	95.62 %	2,167.00	26,000.00	1,139.64	20,073.03	27,180.57
14-2007	UTILITIES-SOURCE GAS	57.55	476.19	23.81 %	167.00	2,000.00	1,523.81	569.50	775.58
14-2008	TELEPHONE	80.91	905.11	181.02 %	42.00	500.00	(405.11)	909.42	971.19
14-2009	PROFESSIONAL	0.00	2,103.00	70.10 %	250.00	3,000.00	897.00	15,219.74	15,472.89
14-2010	INSURANCE	0.00	9,818.97	115.52 %	708.00	8,500.00	(1,318.97)	10,467.81	10,467.81
14-2012	MISCELLANEOUS	662.70	(1,327.19)	132.72 %	83.00	1,000.00	2,327.19	286.27	623.52
14-2013	OFFICE SUPPLIES	0.00	0.00	0.00 %	42.00	500.00	500.00	35.90	35.90
14-2024	TRANSFER	0.00	26,320.00	100.00 %	2,193.00	26,320.00	0.00	26,320.00	26,320.00
14-2025	RE IMPROVEMENTS	0.00	0.00	0.00 %	0.00	0.00	0.00	0.00	0.00
14-2026	CAPITAL OUTLAY	0.00	20,793.20	41.59 %	4,167.00	50,000.00	29,206.80	137,327.88	137,327.88
14-2027	GAS & OIL	198.86	1,354.45	270.89 %	42.00	500.00	(854.45)	1,321.49	1,375.29
14-2065	CONSULTING	13,495.45	35,957.26	359.57 %	833.00	10,000.00	(25,957.26)	22,491.48	24,577.35
14-2071	EQUIPMENT	0.00	1,949.94	39.00 %	417.00	5,000.00	3,050.06	0.00	0.00
14-2072	TESTS & CHLORINE	382.04	2,903.03	48.38 %	500.00	6,000.00	3,096.97	1,705.12	2,075.27
14-2073	REFUND	0.00	0.00	0.00 %	0.00	0.00	0.00	0.00	100.00
14-2074	WATER LINES	0.00	0.00	0.00 %	1,697.00	20,361.00	20,361.00	118.38	118.38
14-2075	WELLS	0.00	0.00	0.00 %	1,250.00	15,000.00	15,000.00	0.00	0.00
14-2076	PEOPLE SERVICE	0.00	0.00	0.00 %	0.00	0.00	0.00	0.00	0.00
14-2079	REFUNDS	0.00	0.00	0.00 %	0.00	0.00	0.00	0.00	0.00
14-2095	CITY SHARE FICA	338.21	4,631.94	100.54 %	384.00	4,607.00	(24.94)	4,383.94	4,744.52
14-2096	CITY SHARE MEDICARE	79.08	1,083.05	67.99 %	133.00	1,593.00	509.95	1,025.14	1,109.44
14-2097	CITY SHARE IRA	163.66	2,174.68	88.58 %	205.00	2,455.00	280.32	2,121.48	2,295.97
14-2098	CITY SHARE ROTH	109.11	1,375.07	89.00 %	129.00	1,545.00	169.93	1,414.12	1,530.44
TOTAL Expense		35,894.42	303,137.84	76.77 %	32,910.00	394,881.00	91,743.16	428,167.42	450,594.92

City of Gibbon

Account	Account Name	Fiscal Year 20 - 21			Budget			Fiscal Year 19 - 20	
		Current	Year To Date	%Used	Current	Total	Remaining	Year To Date	Total
PROFIT / (LOSS) :		3,954.09	15,076.44		(10,199.00)	(122,356.00)	(137,432.44)	(137,479.98)	(122,172.54)

City of Gibbon

Account	Account Name	Fiscal Year 20 - 21			Budget			Fiscal Year 19 - 20	
		Current	Year To Date	%Used	Current	Total	Remaining	Year To Date	Total
Revenue									
SPECIAL SEWER									
15-1001	PROPERTY TAX	0.00	0.00	0.00 %	0.00	0.00	0.00	0.00	0.00
15-1004	DONATIONS	0.00	1,216.00	81.07 %	125.00	1,500.00	284.00	35,275.33	35,275.33
15-1005	INTEREST	93.35	1,133.66	206.12 %	46.00	550.00	(583.66)	636.38	707.04
15-1007	TRANSFER	0.00	0.00	0.00 %	0.00	0.00	0.00	0.00	0.00
15-1026	INT & PRIN INDUSTRIES	0.00	350,828.45	76.59 %	38,174.00	458,082.00	107,253.55	467,770.68	467,770.68
15-1028	REIMBURSEMENT	0.00	0.00	0.00 %	0.00	0.00	0.00	0.00	0.00
15-1032	COLLECTIONS	0.00	0.00	0.00 %	10,277.00	123,325.00	123,325.00	0.00	0.00
15-1039	COLLECTIONS-AM FOODS	0.00	783,899.87	92.22 %	70,833.00	850,000.00	66,100.13	892,175.20	892,175.20
15-1040	COLLECTIONS--DARLING	24,627.11	253,509.71	211.26 %	10,000.00	120,000.00	(133,509.71)	198,869.87	198,869.87
TOTAL Revenue		24,720.46	1,390,587.69	89.52 %	129,455.00	1,553,457.00	162,869.31	1,594,727.46	1,594,798.12

Expense									
SPECIAL SEWER									
15-2001	SALARIES	6,845.13	99,161.21	94.44 %	8,750.00	105,000.00	5,838.79	94,280.90	102,007.43
15-2002	EMPLOYEE INSURANCE	2,722.33	39,112.68	69.84 %	4,667.00	56,000.00	16,887.32	41,489.72	45,680.31
15-2003	EMPLOYEE IRS SIMPLE	0.00	0.00	0.00 %	0.00	0.00	0.00	0.00	0.00
15-2004	SUPPLIES	1,019.58	13,561.35	45.20 %	2,500.00	30,000.00	16,438.65	35,943.36	37,352.18
15-2005	REPAIR & MAINTENANCE	22,506.35	58,926.59	29.46 %	16,667.00	200,000.00	141,073.41	164,892.87	168,760.80
15-2006	UTILITIES-ELECTRIC	23,103.20	274,368.89	73.16 %	31,250.00	375,000.00	100,631.11	248,177.52	279,842.36
15-2007	UTILITIES-SOURCE GAS	108.98	1,997.09	66.57 %	250.00	3,000.00	1,002.91	2,038.24	2,161.44
15-2008	TELEPHONE	330.77	3,590.01	79.78 %	375.00	4,500.00	909.99	3,540.75	3,849.37
15-2009	PROFESSIONAL	0.00	3,799.48	189.97 %	167.00	2,000.00	(1,799.48)	17,450.24	17,703.39
15-2010	INSURANCE	0.00	19,746.66	151.90 %	1,083.00	13,000.00	(6,746.66)	20,937.72	20,937.72
15-2012	MISCELLANEOUS	0.00	0.00	0.00 %	167.00	2,000.00	2,000.00	0.00	0.00
15-2024	TRANSFER	0.00	629,082.00	100.00 %	52,424.00	629,082.00	0.00	629,082.00	629,082.00
15-2025	RE IMPROVEMENTS	0.00	0.00	0.00 %	0.00	0.00	0.00	0.00	0.00
15-2026	CAPITAL OUTLAY	0.00	27,897.00	11.16 %	20,833.00	250,000.00	222,103.00	292,968.38	292,968.38
15-2027	GAS & OIL	198.88	1,625.98	32.52 %	417.00	5,000.00	3,374.02	1,189.18	1,242.98
15-2065	CONSULTING	0.00	17,752.35	44.38 %	3,333.00	40,000.00	22,247.65	25,321.23	25,712.79
15-2076	PEOPLE SERVICE	0.00	0.00	0.00 %	0.00	0.00	0.00	0.00	0.00
15-2077	TESTS	4,625.00	59,234.00	148.08 %	3,333.00	40,000.00	(19,234.00)	66,793.45	72,700.95
15-2078	LAGOON CLEANING	0.00	0.00	0.00 %	1,667.00	20,000.00	20,000.00	0.00	0.00
15-2080	FUTURE CO RESER	0.00	0.00	0.00 %	0.00	0.00	0.00	0.00	0.00
15-2095	CITY SHARE FICA	424.41	6,147.80	90.36 %	567.00	6,804.00	656.20	5,845.30	6,324.34
15-2096	CITY SHARE MEDICARE	99.24	1,437.71	110.93 %	108.00	1,296.00	(141.71)	1,366.89	1,478.93
15-2097	CITY SHARE IRA	205.34	2,913.49	109.94 %	221.00	2,650.00	(263.49)	2,828.24	3,060.04
15-2098	CITY SHARE ROTH	136.90	1,835.02	69.25 %	221.00	2,650.00	814.98	1,885.66	2,040.20
TOTAL Expense		62,326.11	1,262,189.31	70.59 %	149,000.00	1,787,982.00	525,792.69	1,656,031.65	1,712,905.61

PROFIT / (LOSS) :	(37,605.65)	128,398.38		(19,545.00)	(234,525.00)	(362,923.38)	(61,304.19)	(118,107.49)
-------------------	--------------------	-------------------	--	--------------------	---------------------	---------------------	--------------------	---------------------

City of Gibbon

Account	Account Name	Fiscal Year 20 - 21			Budget			Fiscal Year 19 - 20	
		Current	Year To Date	%Used	Current	Total	Remaining	Year To Date	Total
Revenue									
BOND & INTEREST									
16-1001	PROPERTY TAX	0.00	0.00	0.00 %	0.00	0.00	0.00	0.00	0.00
16-1002	CONSUMERS 5%	0.00	0.00	0.00 %	0.00	0.00	0.00	0.00	0.00
16-1004	DONATIONS	0.00	22.06	0.00 %	0.00	0.00	(22.06)	0.00	0.00
16-1005	INTEREST	0.00	0.00	0.00 %	0.00	0.00	0.00	0.00	0.00
16-1007	TRANSFER	16,666.67	913,735.37	98.21 %	77,534.00	930,402.00	16,666.63	913,735.37	930,402.04
16-1012	MOTOR VEHICLE TAX	0.00	0.00	0.00 %	0.00	0.00	0.00	0.00	0.00
16-1041	PAVING ASSESSMENT	0.00	0.00	0.00 %	6,250.00	75,000.00	75,000.00	48,524.30	48,524.30
16-1043	SEWER	0.00	0.00	0.00 %	0.00	0.00	0.00	0.00	0.00
16-1044	STREET PROJECT	0.00	0.00	0.00 %	0.00	0.00	0.00	0.00	0.00
16-1045	BOND PROCEEDS	0.00	0.00	0.00 %	0.00	0.00	0.00	0.00	0.00
16-1046	LOAN PAYMENTS CITY	0.00	0.00	0.00 %	0.00	0.00	0.00	0.00	22,500.00
16-1047	TRANSFER INDUSTRIES	0.00	0.00	0.00 %	0.00	0.00	0.00	0.00	0.00
16-1057	POOL BONDS	0.00	0.00	0.00 %	0.00	0.00	0.00	0.00	0.00
TOTAL Revenue		16,666.67	913,757.43	90.88 %	83,784.00	1,005,402.00	91,644.57	962,259.67	1,001,426.34
Expense									
BOND & INTEREST									
16-2079	REFUNDS	0.00	9,478.92	0.00 %	0.00	0.00	(9,478.92)	1,516.38	1,516.38
16-2081	BOND INTEREST	6,718.75	963,350.00	92.50 %	86,793.00	1,041,515.00	78,165.00	938,005.44	938,005.44
16-2087	WATER PROJECT	0.00	0.00	0.00 %	0.00	0.00	0.00	0.00	0.00
16-2088	OTHER COSTS-AMERITUS	200.00	3,360.00	224.00 %	125.00	1,500.00	(1,860.00)	3,850.00	3,850.00
16-2089	FUTURE BONDS	0.00	0.00	0.00 %	0.00	0.00	0.00	0.00	0.00
16-2092	POOL PROJECT	0.00	0.00	0.00 %	0.00	0.00	0.00	0.00	0.00
16-2094	SRF LOAN	0.00	0.00	0.00 %	0.00	0.00	0.00	0.00	0.00
TOTAL Expense		6,918.75	976,188.92	93.59 %	86,918.00	1,043,015.00	66,826.08	943,371.82	943,371.82
PROFIT / (LOSS) :		9,747.92	(62,431.49)		(3,134.00)	(37,613.00)	24,818.49	18,887.85	58,054.52

City of Gibbon

Account	Account Name	Fiscal Year 20 - 21			Budget			Fiscal Year 19 - 20	
		Current	Year To Date	%Used	Current	Total	Remaining	Year To Date	Total
Revenue									
RE IMPROVEMENT FUND									
17-1005	INTEREST	75.28	655.11	145.58 %	38.00	450.00	(205.11)	566.26	638.15
17-1007	TRANSFER	4,583.33	50,416.63	91.67 %	4,583.00	55,000.00	4,583.37	50,416.63	54,999.96
17-1010	STATE AID	0.00	0.00	0.00 %	0.00	0.00	0.00	0.00	0.00
17-1013	LOCAL SALES TAX	0.00	0.00	0.00 %	0.00	0.00	0.00	0.00	0.00
17-1034	FEDERAL/STATE GRANTS	0.00	0.00	0.00 %	0.00	0.00	0.00	0.00	3,750.00
17-1051	MUNICIPAL EQUAL FUND	0.00	0.00	0.00 %	0.00	0.00	0.00	0.00	0.00
TOTAL Revenue		4,658.61	51,071.74	92.10 %	4,621.00	55,450.00	4,378.26	50,982.89	59,388.11
Expense									
RE IMPROVEMENT FUND									
17-2009	PROFESSIONAL	0.00	195.00	0.00 %	0.00	0.00	(195.00)	(1,000.00)	(1,000.00)
17-2024	TRANSFER	0.00	0.00	0.00 %	0.00	0.00	0.00	0.00	0.00
17-2025	RE IMPROVEMENTS	218.82	43,331.02	17.19 %	21,010.00	252,121.63	208,790.61	13,978.48	13,978.48
17-2026	CAPITAL OUTLAY	0.00	0.00	0.00 %	14,583.00	175,000.00	175,000.00	2,908.45	2,908.45
17-2070	GRANT EXPENSE	0.00	0.00	0.00 %	0.00	0.00	0.00	0.00	0.00
TOTAL Expense		218.82	43,526.02	10.19 %	35,593.00	427,121.63	383,595.61	15,886.93	15,886.93
PROFIT / (LOSS) :		4,439.79	7,545.72		(30,972.00)	(371,671.63)	(379,217.35)	35,095.96	43,501.18

City of Gibbon

Account	Account Name	Fiscal Year 20 - 21			Budget			Fiscal Year 19 - 20	
		Current	Year To Date	%Used	Current	Total	Remaining	Year To Date	Total
Revenue									
Golf Course									
18-1001	PROPERTY TAX	0.00	0.00	0.00 %	0.00	0.00	0.00	0.00	0.00
18-1002	CONSUMERS 5%	0.00	0.00	0.00 %	0.00	0.00	0.00	0.00	0.00
18-1004	DONATIONS	12,363.00	49,854.02	332.36 %	1,250.00	15,000.00	(34,854.02)	46,797.42	46,797.42
18-1005	INTEREST	0.00	0.00	0.00 %	0.00	0.00	0.00	0.00	0.00
18-1006	NPPD	0.00	0.00	0.00 %	0.00	0.00	0.00	0.00	0.00
18-1007	TRANSFER	11,941.67	131,358.37	91.67 %	11,942.00	143,300.00	11,941.63	126,041.63	53,199.17
18-1008	DONATIONS	0.00	0.00	0.00 %	0.00	0.00	0.00	0.00	0.00
18-1009	RENT	0.00	0.00	0.00 %	0.00	0.00	0.00	0.00	0.00
18-1010	STATE AID	0.00	0.00	0.00 %	0.00	0.00	0.00	0.00	0.00
18-1013	LOCAL SALES TAX	0.00	0.00	0.00 %	0.00	0.00	0.00	0.00	0.00
18-1014	PRO RATE	0.00	0.00	0.00 %	0.00	0.00	0.00	0.00	0.00
18-1017	STREET ASSESSMENT PRICIPAL	234.34	935.82	0.00 %	0.00	0.00	(935.82)	195.24	227.71
18-1032	COLLECTIONS	0.00	0.00	0.00 %	1,667.00	20,000.00	20,000.00	0.00	0.00
18-1051	MUNICIPAL EQUAL FUND	0.00	0.00	0.00 %	0.00	0.00	0.00	0.00	0.00
18-1052	LATE FEES & RECONNECT	0.00	0.00	0.00 %	0.00	0.00	0.00	0.00	0.00
18-1058	Golf Liquor	19,600.94	56,098.16	140.25 %	3,333.00	40,000.00	(16,098.16)	33,914.49	39,411.78
18-1059	Golf Food	8,275.77	21,794.44	217.94 %	833.00	10,000.00	(11,794.44)	8,351.02	9,931.26
18-1060	Golf Green Fee	13,063.54	44,654.74	223.27 %	1,667.00	20,000.00	(24,654.74)	32,612.41	40,241.50
18-1061	Golf Cart Fee	4,519.42	38,546.90	192.73 %	1,667.00	20,000.00	(18,546.90)	25,723.65	30,291.91
TOTAL Revenue		69,998.68	343,242.45	127.93 %	22,359.00	268,300.00	(74,942.45)	273,635.86	220,100.75

Expense									
Golf Course									
18-2001	SALARIES	7,756.09	67,598.26	67.60 %	8,333.00	100,000.00	32,401.74	74,589.45	82,933.96
18-2002	EMPLOYEE INSURANCE	0.00	11,161.56	34.88 %	2,667.00	32,000.00	20,838.44	23,920.42	24,516.65
18-2003	EMPLOYEE IRS SIMPLE	0.00	0.00	0.00 %	0.00	0.00	0.00	0.00	0.00
18-2004	SUPPLIES	585.24	4,859.14	16.20 %	2,500.00	30,000.00	25,140.86	5,609.23	6,508.01
18-2005	REPAIR & MAINTENANCE	2,051.33	15,633.35	130.28 %	1,000.00	12,000.00	(3,633.35)	13,217.43	13,794.47
18-2006	UTILITIES-ELECTRIC	658.48	10,878.75	98.90 %	917.00	11,000.00	121.25	9,927.25	10,585.25
18-2007	UTILITIES-SOURCE GAS	0.00	0.00	0.00 %	83.00	1,000.00	1,000.00	0.00	0.00
18-2008	TELEPHONE	112.97	1,191.89	99.32 %	100.00	1,200.00	8.11	1,165.33	1,271.17
18-2009	PROFESSIONAL	7,000.00	21,567.82	313.56 %	42.00	500.00	(21,067.82)	45.00	45.00
18-2010	INSURANCE	0.00	5,818.15	145.45 %	333.00	4,000.00	(1,818.15)	6,186.91	6,186.91
18-2011	PRINTING & PUBLICATION	0.00	306.80	30.68 %	83.00	1,000.00	693.20	170.05	170.05
18-2012	MISCELLANEOUS	10,092.20	11,968.64	140.81 %	708.00	8,500.00	(3,468.64)	22,045.13	22,045.13
18-2013	OFFICE SUPPLIES	0.00	0.00	0.00 %	0.00	0.00	0.00	123.25	123.25
18-2015	CHEMICAL & INSECT	100.00	7,361.60	86.61 %	708.00	8,500.00	1,138.40	8,800.43	8,800.43
18-2016	MISC. SUPPLIES	121.45	934.28	0.00 %	0.00	0.00	(934.28)	616.59	811.17
18-2021	LABOR & MACHINE	0.00	0.00	0.00 %	0.00	0.00	0.00	0.00	0.00
18-2022	TRAVEL & CONF. MILE	0.00	0.00	0.00 %	0.00	0.00	0.00	0.00	0.00
18-2023	OFFICE EQUIPMENT	0.00	244.84	0.00 %	0.00	0.00	(244.84)	0.00	0.00
18-2024	TRANSFER	0.00	0.00	0.00 %	0.00	0.00	0.00	0.00	0.00
18-2025	RE IMPROVEMENTS	0.00	0.00	0.00 %	0.00	0.00	0.00	0.00	0.00
18-2026	CAPITAL OUTLAY	0.00	18,439.00	92.20 %	1,667.00	20,000.00	1,561.00	8,558.50	8,558.50
18-2027	GAS & OIL	792.75	3,208.72	64.17 %	417.00	5,000.00	1,791.28	2,124.01	2,764.59
18-2045	MERCHANDISE FOR RESALE	0.00	0.00	0.00 %	83.00	1,000.00	1,000.00	0.00	0.00
18-2083	Liquor Purchased	6,608.23	23,688.96	118.44 %	1,667.00	20,000.00	(3,688.96)	15,564.62	15,868.23

City of Gibbon

Account	Account Name	Fiscal Year 20 - 21			Budget			Fiscal Year 19 - 20	
		Current	Year To Date	%Used	Current	Total	Remaining	Year To Date	Total
Expense (Continued)									
Golf Course									
18-2084	FOOD PURCHASE	720.36	8,466.98	423.35 %	167.00	2,000.00	(6,466.98)	4,722.81	6,138.39
18-2095	CITY SHARE FICA	480.87	4,191.12	72.26 %	483.00	5,800.00	1,608.88	4,624.64	5,142.00
18-2096	CITY SHARE MEDICARE	112.46	980.23	51.59 %	158.00	1,900.00	919.77	1,081.50	1,202.49
18-2097	CITY SHARE IRA	0.00	904.81	52.70 %	143.00	1,717.00	812.19	1,459.44	1,581.06
18-2098	CITY SHARE ROTH	0.00	603.12	50.98 %	99.00	1,183.00	579.88	972.96	1,054.04
TOTAL Expense		37,192.43	220,008.02	82.00 %	22,358.00	268,300.00	48,291.98	205,524.95	220,100.75
PROFIT / (LOSS) :		32,806.25	123,234.43		1.00	0.00	(123,234.43)	68,110.91	0.00
Revenue									
TIF									
19-1001	PROPERTY TAX	0.00	7,770.20	0.00 %	0.00	0.00	(7,770.20)	0.00	0.00
19-1005	INTEREST	0.72	7.18	0.00 %	0.00	0.00	(7.18)	0.00	0.00
19-1071	TIF RECEIPTS	0.00	0.00	0.00 %	1,558.00	18,692.00	18,692.00	2,000.00	2,000.00
TOTAL Revenue		0.72	7,777.38	41.61 %	1,558.00	18,692.00	10,914.62	2,000.00	2,000.00
Expense									
TIF									
19-2012	MISCELLANEOUS	0.00	6,216.16	0.00 %	0.00	0.00	(6,216.16)	0.00	0.00
19-2026	CAPITAL OUTLAY	0.00	0.00	0.00 %	1,246.00	14,954.00	14,954.00	0.00	0.00
19-2039	TIF DEVELOPER PAYMENTS	0.00	0.00	0.00 %	0.00	0.00	0.00	0.00	0.00
19-2040	SPECIAL PROJECTS	0.00	0.00	0.00 %	0.00	0.00	0.00	0.00	0.00
TOTAL Expense		0.00	6,216.16	41.57 %	1,246.00	14,954.00	8,737.84	0.00	0.00
PROFIT / (LOSS) :		0.72	1,561.22		312.00	3,738.00	2,176.78	2,000.00	2,000.00

City of Gibbon

Account	Account Name	Fiscal Year 20 - 21			Budget			Fiscal Year 19 - 20	
		Current	Year To Date	%Used	Current	Total	Remaining	Year To Date	Total
Revenue									
KENO									
20-1005	INTEREST	10.52	53.85	0.00 %	0.00	0.00	(53.85)	0.00	0.00
20-1080	KENO RECEIPTS	3,202.51	46,189.53	288.68 %	1,333.00	16,000.00	(30,189.53)	13,150.37	15,660.96
TOTAL Revenue		3,213.03	46,243.38	289.02 %	1,333.00	16,000.00	(30,243.38)	13,150.37	15,660.96
Expense									
KENO									
20-2012	MISCELLANEOUS	3,261.00	7,917.00	226.20 %	292.00	3,500.00	(4,417.00)	1,964.00	1,964.00
TOTAL Expense		3,261.00	7,917.00	226.20 %	292.00	3,500.00	(4,417.00)	1,964.00	1,964.00
PROFIT / (LOSS) :		(47.97)	38,326.38		1,041.00	12,500.00	(25,826.38)	11,186.37	13,696.96
Revenue									
FIRE/CITY HALL CONST									
21-1004	DONATIONS	0.00	20,000.00	0.00 %	0.00	0.00	(20,000.00)	0.00	0.00
TOTAL Revenue		0.00	20,000.00	0.00 %	0.00	0.00	(20,000.00)	0.00	0.00
Expense									
FIRE/CITY HALL CONST									
21-2012	MISCELLANEOUS	0.00	0.00	0.00 %	0.00	0.00	0.00	0.00	0.00
21-2026	CAPITAL OUTLAY	0.00	175,230.97	0.00 %	0.00	0.00	(175,230.97)	0.00	0.00
21-2065	CONSULTING	0.00	435.00	0.00 %	0.00	0.00	(435.00)	0.00	0.00
21-2066	CONTRACTOR COSTS	0.00	0.00	0.00 %	0.00	0.00	0.00	0.00	0.00
TOTAL Expense		0.00	175,665.97	0.00 %	0.00	0.00	(175,665.97)	0.00	0.00
PROFIT / (LOSS) :		0.00	(155,665.97)		0.00	0.00	155,665.97	0.00	0.00

City of Gibbon

Account	Account Name	Fiscal Year 20 - 21			Budget			Fiscal Year 19 - 20	
		Current	Year To Date	%Used	Current	Total	Remaining	Year To Date	Total
Revenue									
AMERICAN RESCUE FUND									
22-1034	FEDERAL/STATE GRANTS	0.00	165,395.05	0.00 %	0.00	0.00	(165,395.05)	0.00	0.00
TOTAL Revenue		0.00	165,395.05	0.00 %	0.00	0.00	(165,395.05)	0.00	0.00
Expense									
AMERICAN RESCUE FUND									
22-2009	PROFESSIONAL	631.47	1,123.89	0.00 %	0.00	0.00	(1,123.89)	0.00	0.00
22-2026	CAPITAL OUTLAY	0.00	42,823.75	0.00 %	0.00	0.00	(42,823.75)	0.00	0.00
TOTAL Expense		631.47	43,947.64	0.00 %	0.00	0.00	(43,947.64)	0.00	0.00
PROFIT / (LOSS) :		(631.47)	121,447.41		0.00	0.00	(121,447.41)	0.00	0.00

Date Range : 8/1/2021 To 8/31/2021
 Report is for 00-0000 through ZZ-ZZZZ.
 Only Active accounts are included.
 Report order = Fund
 Transaction Source Code = Include All

CITY OF GIBBON								
Detailed Sales Tax Receipts for Fiscal Year 20-21								
Month & Year	Non Motor Vehicle Sales & Use Tax	Motor Vehicle Sales Tax	Total Sales & Use Tax	Consumer's Use Tax	Current Month's Refund	Administrative Fee	Net Sales & Use Tax	1/2 % Sales Tax Increase
						3%		
Oct-20	\$ 19,849.72	\$ 3,143.80	\$ 22,993.52	\$ 3,602.53	\$ (5.00)	\$ (797.73)	\$ 25,793.32	\$ -
Nov-20	\$ 18,072.21	\$ 4,725.73	\$ 22,797.94	\$ 4,511.67	\$ -	\$ (819.29)	\$ 26,490.32	\$ -
Dec-20	\$ 19,211.02	\$ 4,686.34	\$ 23,897.36	\$ 2,492.46	\$ -	\$ (791.69)	\$ 25,598.13	\$ -
Jan-21	\$ 17,735.76	\$ 2,021.23	\$ 19,756.99	\$ 2,428.48	\$ -	\$ (665.56)	\$ 21,519.91	\$ -
Feb-21	\$ 23,120.57	\$ 4,795.36	\$ 27,915.93	3,048.12	\$ -	\$ (928.92)	\$ 30,035.13	\$ -
Mar-21	\$ 17,537.58	\$ 2,456.16	\$ 19,993.74	\$ 3,034.25	\$ -	\$ (690.84)	\$ 22,337.15	\$ -
Apr-21	\$ 16,556.61	\$ 2,308.97	\$ 18,865.58	\$ 3,567.22	\$ -	\$ (672.98)	\$ 21,759.82	\$ -
May-21	\$ 15,967.12	\$ 5,636.38	\$ 21,603.50	\$ 4,181.40	\$ -	\$ (773.55)	\$ 25,011.35	\$ -
Jun-21	\$ 23,955.02	\$ 6,628.69	\$ 30,583.71	\$ 3,818.43	\$ -	\$ (1,032.06)	\$ 33,370.08	\$ 10,789.66
Jul-21	\$ 25,936.63	\$ 7,294.80	\$ 33,231.43	\$ 6,893.14	\$ -	\$ (1,203.74)	\$ 38,920.83	\$ 12,584.40
Aug-21	\$ 31,848.83	\$ 6,496.96	\$ 38,345.79	\$ 4,844.07	\$ -	\$ (1,295.70)	\$ 41,894.16	\$ 13,545.78
Sep-21	\$ -						\$ -	\$ -
	\$ 229,791.07	\$ 50,194.42	\$ 279,985.49	\$ 42,421.77	\$ (5.00)	\$ (9,672.06)	\$ 312,730.20	\$ 36,919.84

MINUTE RECORD
GIBBON CITY COUNCIL
Monday, August 16, 2021

The Gibbon City Council, Buffalo County, Nebraska met in open public session at 7:00 p.m. at City Hall on Monday, August 16, 2021. Notice of the meeting was given in The Shelton Clipper on August 12, 2021 and by posting at Gibbon City Hall, Gibbon Post Office and Gibbon Exchange Bank.

Mayor Deb VanMatre called the meeting to order at 7:00 p.m. The Pledge of Allegiance was recited. The Open Meetings Notice is posted on the north wall of the Council Chambers. The City of Gibbon abides by the Open Meetings Act in conducting business.

Roll Call: Jeff Burmood: Present
Bob Krier: Present
Leon Stall: Present
Derrick Clevenger: Present
Present: 4: Absent: 0

Submittal of Requests for Future Items: None

Reserve Time to Speak on Agenda Items: None

Presentations and Proclamations:

Buffalo County Sheriff Department—Not able to attend due to conflict in schedule.

Mayor Report—Deb VanMatre: Mayor VanMatre reported on the progress with the building project since the last meeting. Meetings were held with staff and GVFD representatives prior to the kick-off meeting with BD Construction and Wilkens ADP to review project specifications and timeline. We will meet on Tuesday, August 17, to continue contract discussion and site/schematic design concepts. The Jarmin auction is scheduled for August 28 at 11:00 a.m. Slack has indicated there is interest in the house. Per council action, if sold, the house is to be removed before October 1. The city received the first half of the American Rescue Plan Act funds in July in the amount of \$165,395.05. Three of the four approved uses of the funds are tied to expenses incurred due to COVID-19; however, funds may be used for water, sewer and broadband improvements with no restrictions. Our intent is to use the first payment for sewer improvements, which will be included in the proposed budget. There will not be a need to amend the budget as the expenditures will be made after the end of our fiscal year. The mayor indicated that she has been working with Susan and Larry on the 2021-2022 budget and she looks forward to presenting the budget to the council at the budget work session to be held next Monday, August 23. She reminded the council of the budget hearings to be held on Wednesday, September 15, and the importance of all to be in attendance. She reminded the council that the League of Nebraska Municipalities Annual Conference which will be held in person in Lincoln, September 22-24.

City Attorney —Barry Hemmerling: Nothing to report.

City Administrator—Larry Homan: Homan reported the keno receipts for July were not available yet and will report them to the mayor and council when we receive them. The sales tax numbers for August were not available. There was one building permit submitted this month. The Front Street lift station parts have been shipped and construction for bypass of lift station starting week of August 16th. Homan submitted grant application through Kearney Area Community Foundation as the 501(c)(3) for the UPRR Community Improvement grant for up to \$25,000 for consideration of Davis Park improvements. BC Estates now has the street poured and foundations complete on a few of the houses with some vertical construction underway. Homan went over nuisance properties with lawn maintenance, lawn debris, health and welfare and sidewalk issues. The golf course currently has 105 members and financially improved from past years. The swimming pool swim season ended on August 15, 2021 and also showed

financial improvement from past years. The Riverside Cemetery signs have been installed and the arch repaired from damage. There is also some damage to the fence that will need to be fixed as someone ran into it and didn't report the incident.

City Treasurer—Susan Tonniges: Susan reported on the financials and let the council know there is a new fund number 22 which is the American Rescue Fund. This is the federal money received from the American Rescue Plan Act. This fund was set up so we can track as it can only be used for certain things. The current budget looks like we are in the normal parameters with 2 full months of the fiscal year left. The golf course memberships, green fees and liquor sales are all up. Golf course salaries are lower; however, contracted services are higher. The budget work session will be Monday.

Recreational Vehicle and Trailer Parking Restrictions

There were concerns expressed from the council regarding RVs and trailers parked in yards. The council discussed the issue and recommended changes to Ordinance 624 to include the prohibition of parking of recreational, tractors, farm vehicles and vehicles such as boats, boat trailers, camping trailers and the like in front yards or side yards, except on a prepared surface such as asphalt, gravel, concrete or equivalent hard surface. A question arose as to the zones affected. The city attorney is to prepare an ordinance for first reading at the September meeting.

Consent Agenda:

A motion was made by Leon Stall to approve the Consent Agenda, seconded by Jeff Burmood. Leon Stall: Yea; Jeff Burmood: Yea; Bob Krier: Yea; Derrick Clevenger: Yea
Yea: 4; Nay: 0 Motion carried.

The items approved in the Consent Agenda are as follows:

Minutes of the July 19, 2021 Council Meeting

Claims for the Month of August

Buffalo County Sheriff Department Report

Wastewater Treatment Plant Report

Treasurers Report

Planning Commission Report

Building Permit 2021-37—Trent Stratman—508 Lawn Avenue—Accessory Building and Steps

Library Report

Cemetery Board Report

Heritage Center Report

GVFD Membership Application—Catherine Wideman

Resolutions and Motions:

A motion was made by Bob Krier to approve Resolution No. 2021-11 Resolution to Authorize the Signing of the Municipal Annual Certification of Program Compliance 2021 to the Nebraska Board of Public Roads Classification and Standards, seconded by Leon Stall.

Resolution No. 2021-11 SIGNING OF THE MUNICIPAL ANNUAL CERTIFICATION OF PROGRAM COMPLIANCE 2021

WHEREAS: State of Nebraska Statutes, sections 39-2115, 39-2119, 39-2120, 39-2121, and 39-2520(2), requires an annual certification of program compliance to the Nebraska Board of Public Roads Classifications and Standards; and

WHEREAS: State of Nebraska Statute, section 39-2120 also requires that the annual certification of program compliance by each municipality shall be signed by the Mayor or Village Board Chairperson and shall include the resolution of the governing body of the municipality authorizing the signing of the certification.

BE IT Resolved that the Mayor of Gibbon is hereby authorized to sign the Municipal Annual Certification of Program Compliance.

Bob Krier: Yea; Leon Stall: Yea; Derrick Clevenger: Yea; Jeff Burmood: Yea

Yea: 4; Nay: 0 Motion carried.

A motion was made by Leon Stall to approve Resolution No. 2021-12 Resolution Temporarily Closing Public Street for Rise and Grind’s outdoor event, seconded by Jeff Burmood.

Resolution No. 2021-12 Resolution Temporarily Closing Public Street
BE IT RESOLVED BY THE COUNCIL OF THE CITY OF GIBBON, NEBRASKA that the following street for an outdoor event and street dance festival for the Rise and Grind event, will be closed to vehicular traffic from 8:00 a.m. September 25, 2021 to 1:00 a.m. on September 26, 2021 as follows: Front Street from LaBarre Street to Niles.

Scott Pickel with Rise and Grind was present and explained the events that they have planned. They will have food trucks, a street dance with a beer garden. They are hoping for kid friendly events like bounce houses also. He is still in the planning stages with those items.

Leon Stall: Yea; Jeff Burmood: Yea; Bob Krier: Yea; Derrick Clevenger: Yea
Yea: 4; Nay: 0 Motion carried.

A motion was made by Leon Stall to approve the issuance of the Special Designated Liquor License of YZGYZ, LLC dba The Filling Station for the Rise and Grind Outdoor Event and Street Dance, seconded by Bob Krier.

Leon Stall: Yea; Bob Krier: Yea; Derrick Clevenger: Abstain; Jeff Burmood: Yea
Yea: 3; Nay: 0; Abstain: 1 Motion carried.

Other Items:

The budget work session will be held on Monday, August 23, 2021 at 6:30 p.m.

The next regular council meeting will be held on Monday, September 20, 2021 at 7:00 p.m.

Adjourn:

A motion was made by Leon Stall to adjourn the meeting, seconded by Jeff Burmood.


Leon Stall: Yea; Jeff Burmood: Yea; Bob Krier: Yea; Derrick Clevenger: Yea
Yea: 4; Nay: 0 Motion carried.

Mayor VanMatre adjourned the meeting at 7:59p.m.

Pamela Rasmussen

Larry L. Homan

Deborah VanMatre



City Clerk

City Administrator

Mayor

SEAL



MINUTE RECORD
GIBBON CITY COUNCIL
BUDGET WORK SESSION
Monday, August 23, 2021

The Gibbon City Council, Buffalo County, Nebraska met in open public session at 6:30 p.m. at City Hall on Monday, August 23, 2021. Notice of the special meeting and work session was given in the Shelton Clipper and by posting at Gibbon City Hall, Gibbon Post Office and Gibbon Exchange Bank.

Mayor Deb VanMatre called the meeting to order at 6:30 p.m. The Open Meetings Notice is posted on the north wall of the Council Chambers. The City of Gibbon abides by the Open Meetings Act in conducting business.

Roll Call: Jeff Burmood: Present
Bob Krier: Present
Leon Stall: Present
Derrick Clevenger: Present
Present: 4; Absent: 0

Presentations:

Presentation and Review of the Proposed Budget of Expenditures for Fiscal Year 2021-22— Mayor VanMatre presented the proposed budget and reviewed each fund with the council members and those present, including City Administrator Larry Homan, City Treasurer Susan Tonniges and City Clerk Pamela Rasmussen.

Adjourn:

A motion was made by Bob Krier to adjourn the work session, seconded by Leon Stall.
Bob Krier: Yea; Leon Stall: Yea; Jeff Burmood: Yea; Derrick Clevenger: Yea
Yea: 4; Nay: 0. Motion carried.

Mayor VanMatre adjourned the work session at 8:22 p.m.

Pamela Rasmussen

Larry L. Homan

Deborah VanMatre

Pamela Rasmussen

Larry L. Homan

Deborah VanMatre

City Clerk

City Administrator

Mayor

SEAL:



MINUTE RECORD
GIBBON CITY COUNCIL
HEARING FOR 2021-2022 BUDGET & SUMMARY
HEARING TO SET FINAL TAX REQUEST
SPECIAL MEETING
Wednesday, September 15, 2021

The Gibbon City Council, Buffalo County, Nebraska met in open public session at 6:00 p.m. at City Hall on Wednesday, September 15, 2021. Notice of the meeting was given in The Shelton Clipper on September 2, 2021 and by posting at Gibbon City Hall, Gibbon Post Office and Gibbon Exchange Bank.

The Open Meetings Notice is posted on the north wall of the Council Chambers. The City of Gibbon abides by the Open Meetings Act in conducting business.

Mayor Deb VanMatre called the Special Meeting to order at 6:00 p.m. The Pledge of Allegiance was recited.

Roll Call: Jeff Burmood: Present
Derrick Clevenger: Present
Bob Krier: Present
Leon Stall: Present
Present: 4; Absent: 0

Public Hearings:

Hearing for 2021-2022 Budget & Summary

A motion was made by Leon Stall to open the Public Hearing at 6:01 p.m. for the 2021-2022 Budget & Summary, seconded by Derrick Clevenger.

Leon Stall: Yea; Derrick Clevenger: Yea; Jeff Burmood: Yea; Bob Krier: Yea
Yea: 4; Nay: 0 Motion carried.

The purpose of the hearing is to hear support, opposition, criticism, suggestions or observations of taxpayers relating to the proposed budget. No citizens were present.

A motion was made by Leon Stall to close the hearing at 6:02 p.m., seconded by Bob Krier.

Leon Stall: Yea; Bob Krier: Yea; Derrick Clevenger: Yea; Jeff Burmood: Yea
Yea: 4, Nay: 0 Motion carried.

Hearing to Set Final Tax Request

A motion was made by Leon Stall to open the Public Hearing at 6:02 p.m. to Set Final Tax Request, seconded by Jeff Burmood.

Leon Stall: Yea; Jeff Burmood: Yea; Bob Krier: Yea; Derrick Clevenger: Yea
Yea: 4; Nay: 0 Motion carried.

The purpose of the hearing is to hear support, opposition, criticism, suggestions or observations of the taxpayers relating to the proposed tax request. No citizens were present.

A motion was made by Leon Stall to close the hearing at 6:03 p.m., seconded by Jeff Burmood.

Leon Stall: Yea; Jeff Burmood: Yea; Derrick Clevenger: Yea; Bob Krier: Yea
Yea: 4; Nay: 0 Motion carried.

The Mayor called the Special Council Meeting to order at 6:03 p.m.

Roll Call: Derrick Clevenger: Present
Jeff Burmood: Present
Leon Stall: Present
Bob Krier: Present

Resolution and Motions:

A motion was made by Leon Stall to approve an increase of the allowable growth rate by an additional 1%, seconded by Bob Krier.

Leon Stall: Yea; Bob Krier: Yea; Jeff Burmood: Yea; Derrick Clevenger: Yea
Yea: 4, Nay: 0 Motion carried.

A motion was made by Leon Stall to adopt the 2021-2022 Budget, seconded by Jeff Burmood.
Leon Stall: Yea, Jeff Burmood: Yea, Bob Krier: Yea, Derrick Clevenger: Yea
Yea: 4, Nay: 0 Motion carried.

Resolution No. 2021-13—RESOLUTION SETTING THE PROPERTY TAX REQUEST

WHEREAS, Nebraska Revised Statute 77-1601.02 provides that the Governing Body of the City of Gibbon passes by a majority vote a resolution or ordinance setting the tax request; and

WHEREAS, a special public hearing was held as required by law to hear and consider comments concerning the property tax request;

NOW, THEREFORE, the Governing Body of the City of Gibbon resolves that:

1. The 2021-2022 property tax request be set at:
General Fund: \$380,256.40
Bond Fund: \$157,534.60
2. The total assessed value of property differs from last year's total assessed value by 1.67 percent.
3. The tax rate which would levy the same amount of property taxes as last year, when multiplied by the new total assessed value of property would be 0.486886 per \$100 of assessed value.
4. The City of Gibbon proposes to adopt a property tax request that will cause its tax rate to be 0.495 per \$100 of assessed value.
5. Based on the proposed property tax request and changes in other revenue, the total operating budget of the City of Gibbon will increase last year's budget by 28.07 percent.
6. A copy of this resolution be certified and forwarded to the County Clerk on or before October 13, 2021.

A motion was made by Leon Stall to approve Resolution No. 2021-13 seconded by Derrick Clevenger.
Leon Stall: Yea; Derrick Clevenger: Yea; Bob Krier: Yea; Jeff Burmood: Yea
Yea: 4, Nay: 0 Motion carried.

Other Items:

The next Regular Council Meeting will be Monday, September 20, 2021 at 7:00 p.m.

Adjourn:

A motion was made by Leon Stall to adjourn the meeting, seconded by Jeff Burmood.
Leon Stall: Yea; Jeff Burmood: Yea; Bob Krier: Yea; Derrick Clevenger: Yea
Yea: 4; Nay: 0 Motion carried.

Mayor VanMatre adjourned the meeting at 6:18 p.m.)

Pamela Rasmussen

Larry L. Homan

Deborah VanMatre

Pamela Rasmussen

Larry L. Homan

Deborah VanMatre

City Clerk

City Administrator

Mayor

SEAL:



MINUTE RECORD
GIBBON CITY COUNCIL
HEARING FOR 2021-2022 BUDGET & SUMMARY
HEARING TO SET FINAL TAX REQUEST
SPECIAL MEETING
Wednesday, September 15, 2021

The Gibbon City Council, Buffalo County, Nebraska met in open public session at 6:00 p.m. at City Hall on Wednesday, September 15, 2021. Notice of the meeting was given in The Shelton Clipper on September 2, 2021 and by posting at Gibbon City Hall, Gibbon Post Office and Gibbon Exchange Bank.

The Open Meetings Notice is posted on the north wall of the Council Chambers. The City of Gibbon abides by the Open Meetings Act in conducting business.

Mayor Deb VanMatre called the Special Meeting to order at 6:00 p.m. The Pledge of Allegiance was recited.

Roll Call: Jeff Burmood: Present
Derrick Clevenger: Present
Bob Krier: Present
Leon Stall: Present
Present: 4; Absent: 0

Public Hearings:

Hearing for 2021-2022 Budget & Summary

A motion was made by Leon Stall to open the Public Hearing at 6:01 p.m. for the 2021-2022 Budget & Summary, seconded by Derrick Clevenger.

Leon Stall: Yea; Derrick Clevenger: Yea; Jeff Burmood: Yea; Bob Krier: Yea
Yea: 4; Nay: 0 Motion carried.

The purpose of the hearing is to hear support, opposition, criticism, suggestions or observations of taxpayers relating to the proposed budget. No citizens were present.

A motion was made by Leon Stall to close the hearing at 6:02 p.m., seconded by Bob Krier.

Leon Stall: Yea; Bob Krier: Yea; Derrick Clevenger: Yea; Jeff Burmood: Yea
Yea: 4, Nay: 0 Motion carried.

Hearing to Set Final Tax Request

A motion was made by Leon Stall to open the Public Hearing at 6:02 p.m. to Set Final Tax Request, seconded by Jeff Burmood.

Leon Stall: Yea; Jeff Burmood: Yea; Bob Krier: Yea; Derrick Clevenger: Yea
Yea: 4; Nay: 0 Motion carried.

The purpose of the hearing is to hear support, opposition, criticism, suggestions or observations of the taxpayers relating to the proposed tax request. No citizens were present.

A motion was made by Leon Stall to close the hearing at 6:03 p.m., seconded by Jeff Burmood.

Leon Stall: Yea; Jeff Burmood: Yea; Derrick Clevenger: Yea; Bob Krier: Yea
Yea: 4; Nay: 0 Motion carried.

The Mayor called the Special Council Meeting to order at 6:03 p.m.

Roll Call: Derrick Clevenger: Present
Jeff Burmood: Present
Leon Stall: Present
Bob Krier: Present

Resolution and Motions:

A motion was made by Leon Stall to approve an increase of the allowable growth rate by an additional 1%, seconded by Bob Krier.

Leon Stall: Yea; Bob Krier: Yea; Jeff Burmood: Yea; Derrick Clevenger: Yea
Yea: 4, Nay: 0 Motion carried.

A motion was made by Leon Stall to adopt the 2021-2022 Budget, seconded by Jeff Burmood.
Leon Stall: Yea, Jeff Burmood: Yea, Bob Krier: Yea, Derrick Clevenger: Yea
Yea: 4, Nay: 0 Motion carried.

Resolution No. 2021-13—RESOLUTION SETTING THE PROPERTY TAX REQUEST

WHEREAS, Nebraska Revised Statute 77-1601.02 provides that the Governing Body of the City of Gibbon passes by a majority vote a resolution or ordinance setting the tax request; and

WHEREAS, a special public hearing was held as required by law to hear and consider comments concerning the property tax request;

NOW, THEREFORE, the Governing Body of the City of Gibbon resolves that:

1. The 2021-2022 property tax request be set at:
General Fund: \$380,256.40
Bond Fund: \$157,534.60
2. The total assessed value of property differs from last year's total assessed value by 1.67 percent.
3. The tax rate which would levy the same amount of property taxes as last year, when multiplied by the new total assessed value of property would be 0.486886 per \$100 of assessed value.
4. The City of Gibbon proposes to adopt a property tax request that will cause its tax rate to be 0.495 per \$100 of assessed value.
5. Based on the proposed property tax request and changes in other revenue, the total operating budget of the City of Gibbon will increase last year's budget by 28.07 percent.
6. A copy of this resolution be certified and forwarded to the County Clerk on or before October 13, 2021.

A motion was made by Leon Stall to approve Resolution No. 2021-13 seconded by Derrick Clevenger.
Leon Stall: Yea; Derrick Clevenger: Yea; Bob Krier: Yea; Jeff Burmood: Yea
Yea: 4, Nay: 0 Motion carried.

Other Items:

The next Regular Council Meeting will be Monday, September 20, 2021 at 7:00 p.m.

Adjourn:

A motion was made by Leon Stall to adjourn the meeting, seconded by Jeff Burmood.
Leon Stall: Yea; Jeff Burmood: Yea; Bob Krier: Yea; Derrick Clevenger: Yea
Yea: 4; Nay: 0 Motion carried.

Mayor VanMatre adjourned the meeting at 6:18 p.m.)


Pamela Rasmussen

Larry L. Homan

Deborah VanMatre



City Clerk




City Administrator



Mayor

SEAL:



MINUTE RECORD
GIBBON CITY COUNCIL
HEARING FOR 2021-2022 BUDGET & SUMMARY
HEARING TO SET FINAL TAX REQUEST
SPECIAL MEETING
Wednesday, September 15, 2021

The Gibbon City Council, Buffalo County, Nebraska met in open public session at 6:00 p.m. at City Hall on Wednesday, September 15, 2021. Notice of the meeting was given in The Shelton Clipper on September 2, 2021 and by posting at Gibbon City Hall, Gibbon Post Office and Gibbon Exchange Bank.

The Open Meetings Notice is posted on the north wall of the Council Chambers. The City of Gibbon abides by the Open Meetings Act in conducting business.

Mayor Deb VanMatre called the Special Meeting to order at 6:00 p.m. The Pledge of Allegiance was recited.

Roll Call: Jeff Burmood: Present
Derrick Clevenger: Present
Bob Krier: Present
Leon Stall: Present
Present: 4; Absent: 0

Public Hearings:

Hearing for 2021-2022 Budget & Summary

A motion was made by Leon Stall to open the Public Hearing at 6:01 p.m. for the 2021-2022 Budget & Summary, seconded by Derrick Clevenger.

Leon Stall: Yea; Derrick Clevenger: Yea; Jeff Burmood: Yea; Bob Krier: Yea
Yea: 4; Nay: 0 Motion carried.

The purpose of the hearing is to hear support, opposition, criticism, suggestions or observations of taxpayers relating to the proposed budget. No citizens were present.

A motion was made by Leon Stall to close the hearing at 6:02 p.m., seconded by Bob Krier.

Leon Stall: Yea; Bob Krier: Yea; Derrick Clevenger: Yea; Jeff Burmood: Yea
Yea: 4, Nay: 0 Motion carried.

Hearing to Set Final Tax Request

A motion was made by Leon Stall to open the Public Hearing at 6:02 p.m. to Set Final Tax Request, seconded by Jeff Burmood.

Leon Stall: Yea; Jeff Burmood: Yea; Bob Krier: Yea; Derrick Clevenger: Yea
Yea: 4; Nay: 0 Motion carried.

The purpose of the hearing is to hear support, opposition, criticism, suggestions or observations of the taxpayers relating to the proposed tax request. No citizens were present.

A motion was made by Leon Stall to close the hearing at 6:03 p.m., seconded by Jeff Burmood.

Leon Stall: Yea; Jeff Burmood: Yea; Derrick Clevenger: Yea; Bob Krier: Yea
Yea: 4; Nay: 0 Motion carried.

The Mayor called the Special Council Meeting to order at 6:03 p.m.

Roll Call: Derrick Clevenger: Present
Jeff Burmood: Present
Leon Stall: Present
Bob Krier: Present

Resolution and Motions:

A motion was made by Leon Stall to approve an increase of the allowable growth rate by an additional 1%, seconded by Bob Krier.

Leon Stall: Yea; Bob Krier: Yea; Jeff Burmood: Yea; Derrick Clevenger: Yea
Yea: 4, Nay: 0 Motion carried.

A motion was made by Leon Stall to adopt the 2021-2022 Budget, seconded by Jeff Burmood.
Leon Stall: Yea, Jeff Burmood: Yea, Bob Krier: Yea, Derrick Clevenger: Yea
Yea: 4, Nay: 0 Motion carried.

Resolution No. 2021-13—RESOLUTION SETTING THE PROPERTY TAX REQUEST

WHEREAS, Nebraska Revised Statute 77-1601.02 provides that the Governing Body of the City of Gibbon passes by a majority vote a resolution or ordinance setting the tax request; and

WHEREAS, a special public hearing was held as required by law to hear and consider comments concerning the property tax request;

NOW, THEREFORE, the Governing Body of the City of Gibbon resolves that:

1. The 2021-2022 property tax request be set at:
General Fund: \$380,256.40
Bond Fund: \$157,534.60
2. The total assessed value of property differs from last year's total assessed value by 1.67 percent.
3. The tax rate which would levy the same amount of property taxes as last year, when multiplied by the new total assessed value of property would be 0.486886 per \$100 of assessed value.
4. The City of Gibbon proposes to adopt a property tax request that will cause its tax rate to be 0.495 per \$100 of assessed value.
5. Based on the proposed property tax request and changes in other revenue, the total operating budget of the City of Gibbon will increase last year's budget by 28.07 percent.
6. A copy of this resolution be certified and forwarded to the County Clerk on or before October 13, 2021.

A motion was made by Leon Stall to approve Resolution No. 2021-13 seconded by Derrick Clevenger.
Leon Stall: Yea; Derrick Clevenger: Yea; Bob Krier: Yea; Jeff Burmood: Yea
Yea: 4, Nay: 0 Motion carried.

Other Items:

The next Regular Council Meeting will be Monday, September 20, 2021 at 7:00 p.m.

Adjourn:

A motion was made by Leon Stall to adjourn the meeting, seconded by Jeff Burmood.
Leon Stall: Yea; Jeff Burmood: Yea; Bob Krier: Yea; Derrick Clevenger: Yea
Yea: 4; Nay: 0 Motion carried.

Mayor VanMatre adjourned the meeting at 6:18 p.m.)

Pamela Rasmussen

Larry L. Homan

Deborah VanMatre

Pamela Rasmussen

Larry L. Homan

Deborah VanMatre

City Clerk

City Administrator

Mayor

SEAL:



Claims Register

9/17/2021 4:57:44 PM

City of Gibbon - 9/20/2021

Page 1 of 3

<u>Vendor Name</u>	<u>Description</u>	<u>Amount</u>
AMAZON CAPITAL SERVICES	SUPPLIES/OFFICE SUPPLIES-GENERAL/WATER	\$440.79
Adam's Corner Market	SUPPLIES-LIBRARY	\$15.92
Adam's Corner Market	FOOD-GOLF	\$58.60
All Makes Auto Supply	REPAIRS-GOLF	\$50.60
Amazon--Synch	SUPPLIES/CAPT/MISC-LIBRARY	\$1,075.20
Aurora Cooperative	FUEL-PARK/WWTP/GOLF/STREET/CEMETRY	\$2,249.15
Aussie Hydraulics LLP	SUPPLIES-GOLF	\$169.90
Axmman Heating & Air Conditioning	REPAIRS-MEDICAL BUILDING	\$235.00
BENSON TREE SERVICE	TREE TRIMMING-GOLF/HERITAGE CENTER	\$1,050.00
BOKF, NA	GIBBONGOVP21	\$2,746.78
Black Hills Energy	GAS SERVICE-CITY SHOP	\$30.25
Black Hills Energy	GAS SERVICE-POOL	\$51.80
Black Hills Energy	GAS SERVICE-CITYHALL	\$30.25
Black Hills Energy	GAS SERVICE-FIRE/POLICE	\$30.25
Black Hills Energy	GAS SERVICE-HERITAGE CENTER	\$58.83
Black Hills Energy	GAS SERVICE-WWTP	\$59.56
Black Hills Energy	GAS SERVICE-FOX BUILDING	\$52.94
Black Hills Energy	GAS SERVICE-PARK/STREET/SEWER	\$30.10
Black Hills Energy	GAS SERVICE-WATER STORAGE	\$31.39
Blue Cross Blue Shield Of Nebraska	MEDICAL/DENTAL INSURANCE	\$13,120.59
Book Systems Inc.	MAGAZINE SUBS/DUES-LIBRARY	\$995.00
Buffalo County Sheriff Department	CONTRACT LAW ENFORCEMENT	\$17,441.67
Buffalo Outdoor Power LLC	SUPPLIES-PARK	\$24.40
Buffalo Outdoor Power LLC	SUPPLIES-CEMETERY	\$38.50
Buffalo Outdoor Power LLC	SUPPLIES-PARK	\$196.39
Buffalo Outdoor Power LLC	REPAIRS-PARK	\$1,671.87
Builders	SUPPLIES-CEMETERY	\$84.78
Cardmember Service	SUPPLIES/REPAIRS/POSTAGE/CABLE-GOLF/WATER	\$686.12
Cornhusker Press	TOBACCO LISENCE FORMS-GENERAL	\$27.50
CRYSTAL CLEAN CARPET CARE	UPKEEP-LIBRARY	\$198.00
Cash-Wa Distributing Co.	FOOD/SUPPLIES-GOLF	\$1,170.19
Cash-Wa Distributing Co.	FOOD/SUPPLIES-GOLF	\$579.00
Cash-Wa Distributing Co.	FOOD-GOLF	\$1,233.87
Cash-Wa Distributing Co.	FOOD/SUPPLIES-GOLF	\$845.16
Cash-Wa Distributing Co.	FOOD-GOLF	\$301.47
Cash-Wa Distributing Co.	FOOD-GOLF	(\$51.45)
Chemsearch	SUPPLEIS-SPSEWER	\$416.35
Chemsearch	SUPPLIES-SPSEWER	\$371.00
Chesterman Company	BEVERAGE SUPPLIES-GOLF	\$695.00
City Of Gibbon	Golf 2 day startup cash	\$10,000.00
Clevenger's Tires and Convenience	REPAIRS-GOLF	\$12.50
Clipper Publishing	PUBLICATIONS	\$240.52
Comfy Bowl, Inc.	SUPPLIES-GOLF XCOUNTRY MEET	\$180.00
Construction Rental Inc.	SUPPLIES-STREET	\$47.00
Construction Rental Inc.	MAINTENANCE-PARK	\$202.00
Core & Main LP	SUPPLIES-WATER	\$2,918.58
Core & Main LP	SUPPLIES-WATER	\$4,697.14
Core & Main LP	SUPPLIES-WATER	\$497.45
Core & Main LP	SUPPLIES-WATER	\$65.83
Culligan of Kearney	RENTAL-GOLF	\$39.00
DEZURIK INC.	REPAIRS-WWTP SBR#2	\$1,941.12
Dawson Public Power District	ELECTRICITY-CEMETERY	\$252.72
Dawson Public Power District	ELECTRICITY-GOLF	\$700.61
Dollar General--Regions 410526	SUPPLIES-POOL	\$4.95
Downey Drilling Inc.	REPAIRS-CEMETERY	\$285.00
Eakes Office Solutions	SUPPLIES-ALL DEPTS	\$103.81
Electric Pump	FRONT STREET LIFT STATION	\$28,269.00
Electric Pump	FRONT STREET LIFT STATION	\$20,355.00
Electric Pump	REPAIRS-SP SEWER	\$1,876.97
Fastenal Co.	REPAIRS-STREET	\$36.95
Fastenal Co.	SUPPLIES-WWTP	\$105.16
Guideposts	MISC-LIBRARY	\$42.68
Gibbon Fire Department	ALLOWANCE	\$800.00
HOA Solutions, Inc.	REPAIRS-WWTP BASIN #2	\$1,035.00
HOA Solutions, Inc.	REPAIRS-WWTP SBR#2	\$801.25
HiTech Inc.	LIFT STATION FRONT STREET	\$340.00
Hometown Leasing	Copier Lease	\$174.54

Claims Register

9/17/2021 4:57:44 PM

City of Gibbon - 9/20/2021

Page 2 of 3

<u>Vendor Name</u>	<u>Description</u>	<u>Amount</u>
Ingram Library Services	BOOKS-LIBRARY	\$1,006.21
J-SPOT SERVIES, LLC	LOCATING-WATER	\$906.25
L & M MACHINE TOOLS, LTD	REPAIRS-PARK	\$175.00
L & M MACHINE TOOLS, LTD	REPAIRS-CEMETERY FENCE	\$200.00
LARM	INSURANCE	\$89,822.00
LARRY HOMAN	MILEAGE REIMBURSEMENT	\$112.00
Mayo's Electric Service Inc.	REPAIRS-POOL	\$65.72
Mayo's Electric Service Inc.	REPAIRS-GOLF	\$103.54
Mayo's Electric Service Inc.	REPAIRS-SPSEWER	\$65.00
Mayo's Electric Service Inc.	REPAIRS-SPSEWER	\$65.00
Menards--Kearney	SUPPLIES-PARK/STREET/CEMETERY	\$45.50
Menards--Kearney	REPAIRS-FIRE HALL	\$10.98
Menards--Kearney	REPAIRS-GOLF	\$57.96
Mid-Nebraska Aggregate Inc.	ROAD REBUILDING-CEMETERY	\$1,614.82
Mid-Nebraska Disposal, Inc.	GARBAGE SERVICE	\$8,677.20
Mid-Nebraska Disposal, Inc.	GARBAGE SERVICE-GOLF	\$92.20
NCTC	PHONE SERVICE-LIBRARY	\$164.31
NCTC	PHONE SERVICE-GOLF	\$112.19
NCTC	PHONE SERVICE-WWTP	\$91.68
NCTC	PHONE SERVICE-WATER	\$16.04
NCTC	PHONE SERVICE-CITY HALL/SHOP	\$308.81
NCTC	PHONE SERVICE-POOL	\$104.02
NCTC	PHONE SERVICE-SP SEWER	\$174.21
NCTC	PHONE SERVICE-PARK	\$30.89
NCTC	PHONE SERVICE-POLICE	\$64.06
NCTC	PHONE SERVICE-CEMETERY	\$59.95
NEBRASKA CHILD SUPPORT	CHILD SUPPORT	\$482.70
NEBRASKA MUNICIPAL CLERKS' ASSOCIATI	MEMBERSHIP DUES-PAM/STACEY	\$70.00
NMPP	OFFICE SUPPLIES-GENERAL	\$57.27
NPPD	ELECTRICITY-PARK WELL	\$2,597.50
NPPD	ELECTRICITY-SOUTH LIFT STATION	\$211.32
NPPD	ELECTRICITY-HERSHEY LIFT STATION	\$156.62
NPPD	ELECTRICITY-HERITAGE CENTER	\$65.68
NPPD	ELECTRICITY-LIBRARY	\$258.59
NPPD	ELECTRICITY-NORTH WELL	\$374.28
NPPD	ELECTRICITY	\$28,988.67
Nationwide	SURETY BOND RENEWAL-PAM	\$100.00
Nebraska Dept Rev (ACH)	Sales Tax July	\$16,798.01
Nebraska Dept Rev (ACH)	Nebraska Waste Reduction and Recycling	\$25.00
Nebraska Generator Service LLC	LIFT STATION FRONT STREET	\$2,724.29
Nebraska Generator Service LLC	REPAIRS-WATER	\$3,191.04
Nebraska Library Association	NLA CONFERENCE-LIBRARY	\$306.00
Nebraska Library Commission	MAGAZINES-LIBRARY	\$500.00
Nebraska Life Magazine	MAGAZINE-LIBRARY	\$24.00
Nebraska Public Health Lab	ROUTINE TEST-WATER	\$295.00
Nebraska Public Health Lab	ROUTINE WATER TEST-GOLF COURSE	\$15.00
Northwest Electric	REPAIRS-SPSEWER BLOWER #4	\$12,543.44
Olsson	WATER SYSTEM EVALUATION	\$14,933.00
Olsson	FRONT STREET LIFT STATION PROJECT	\$1,889.96
Olsson	WWTP PERMIT ASSISTANCE	\$2,643.45
One Call Concepts, Inc.	NE811	\$86.20
Todd Parr	Deposit refund for 310 Court Street (Customer# 1226)	\$100.00
Pep Co. Inc.	PEST CONTROL-GOLF	\$100.00
Pioneer Simple IRA Investment Services	IRA	\$1,023.62
Pioneer ROTH Retirement Investment	Roth IRA	\$682.42
Platte Valley Lab	TESTS	\$4,800.00
QUAD-C CONSULTING	ASBESTOS INSPECTION-FIREHALL	\$565.00
QUADIENT LEASING USA, INC.	POSTAGE	\$700.00
QUADIENT LEASING USA, INC.	POSTAGE MACHINE LEASE	\$158.85
RASMUSSEN MECHANICAL SERVICES	A/C UNIT-HEALTH CENTER DENTIST OFFICE	\$4,662.00
SUSAN J TONNIGES CPA PC	TREASURER SERVICE	\$7,925.80
Smallcomb, Matt	MILEAGE REIMBURSEMENT TO ASHLAND	\$145.60
Social Security Administration	Federal	\$2,243.65
Social Security Administration	Medicare	\$1,058.40
Social Security Administration	SS	\$4,525.34
Social Security Administration	Federal	\$1,734.36
Social Security Administration	Medicare	\$815.52

Claims Register

City of Gibbon - 9/20/2021

9/17/2021 4:57:44 PM

Page 3 of 3

<u>Vendor Name</u>	<u>Description</u>	<u>Amount</u>
Social Security Administration	SS	\$3,487.12
Social Security Administration	Federal	\$1,473.41
Social Security Administration	Medicare	\$706.40
Social Security Administration	SS	\$3,020.52
Sprinkler Service	SUPPLIES-CEMETERY	\$500.00
Taste Of Home Books	MAGAZINE-LIBRARY	\$38.50
The Lockmoblie	DUPLICATE KEYS-ALL DEPTS	\$24.50
Tractor Supply Co.	SUPPLIES-STREET/PARK	\$19.61
VICKI FARRELL	MAINTENANCE-CEMETERY	\$1,000.00
Van Wall Equipment	REPAIRS-GOLF REELS	\$550.44
Verizon Wireless	CELL PHONES	\$596.19
Wolfe, Snowden, Hurd, Luers & AHL, LLP	ATTORNEY FEE	\$598.50
		\$361,275.81

The claims listed above were approved by the City Of Gibbon City Council on 9/20/2021

Council Member Bob Krier


Council Member Leon Stall

Council Member Derrick Clevenger

Council Member Jeff Burmood

SEAL:

PAYROLL		
PAYROLL 8/17/21 THRU 9/20/21		
<u>VENDOR</u>	<u>FOR</u>	<u>AMOUNT</u>
Employee Checks 8-19-21	Net	\$ 29,101.61
Employee Check 9-2-2021	Net	\$ 22,031.63
Employee Checks 9-16-21	Net	\$ 18,965.60
Total		\$ 70,098.84



BUFFALO COUNTY SHERIFF'S OFFICE
 CONTRACT LAW ENFORCEMENT
 CITY OF GIBBON, NEBRASKA

August 2021

CONTRACTUAL TIME TOTALS

Contractual Law Enforcement Coverage Time	465.00 Hours
Actual Law Enforcement Coverage Time	517.75 Hours
Actual Contract CSO Time	104.75 Hours
Supervisory Law Enforcement Coverage Time	<u>5.00 Hours</u>
Total Law Enforcement Coverage Time	627.50 Hours

PATROL AND ENFORCEMENT

Citations Issued	3
Warnings Issued	12
Violations Issued	0
Parking Warning	4
Accidents Investigated	2

CALLS FOR SERVICE

08-01-21	Check Welfare	911 1 st St.
08-01-21	Foot Patrol	Downtown Area.
08-02-21	Parking Violation	600 Block 3 rd St.
08-02-21	Abuse/Neglect Investigation	115 Murnen Ave.
08-03-21	Driving Under Suspension	100 Murnen Ave.
08-03-21	Code Violation	506 Law Ave.
08-03-21	Medical Call	1601 7 th St.
08-03-21	Grass Fire	200 Block River St.
08-03-21	Suspicious Activity	1418 7 th St.
08-03-21	Traffic Complaint	#35 Sun Valley Trlr. Crt.
08-04-21	Parking Violation	1400 Block 7 th St.
08-04-21	Theft	904 Hwy 30.
08-05-21	Parking Violation	1100 Block Trail Drive.

08-05-21	Medical Call	300 May Ave.
08-06-21	Foot Patrol	Downtown Area.
08-06-21	Motor Vehicle Accident	100 Hwy. 30.
08-06-21	Suspicious Activity	1100 River St.
08-07-21	Theft	1031 Court St.
08-07-21	Theft	1000 Hwy. 30/
08-08-21	Theft	201 Murnen Ave.
08-09-21	Damaged Property	216 Scout Ave.
08-09-21	Parking Violation	300 Block Kelsey Ave.
08-09-21	Disturbance	1018 2 nd St.
08-10-21	Medical Call	211 May Ave.
08-10-21	Directed Patrol	1030 7 th St.
08-11-21	Medical Call	904 Hwy. 30.
08-11-21	Suspicious Activity	500 Pine Ave.
08-12-21	Directed Patrol	1030 Court St.
08-12-21	Medical Call	211 May Ave.
08-13-21	Medical Call	202 Center St.,
08-13-21	Code Violation	1113 2 nd St.
08-13-21	Civil Dispute	#28 Sun Valley Trlr. Cr.
08-13-21	Theft	1031 Court St.
08-14-21	Foot Patrol	500 Pine Ave.
08-15-21	Theft	1030 Court St.
08-15-21	Directed Patrol	1031 7 th St.
08-16-21	Suspicious Activity	413 1 st St. #114.
08-16-21	Directed Patrol	1030 Court St.
08-16-21	Medical Call	715 3 rd St.
08-17-21	Medical Call	218 Hwy. 30.
08-17-21	Theft	200 Hwy 30.
08-17-21	Check Welfare	818 Hwy. 30.
08-17-21	Disturbance	300 Southwind Dr.
08-18-21	Speed Trailer Placement	1000 Block Court St.
08-18-21	Directed Patrol	1030 Court St.
08-18-21	Directed Patrol	1100 Block Court St.
08-18-21	Animal – Dog	413 1 st St.
08-18-21	Directed Patrol	1030 Court St.
08-19-21	Foot Patrol	Downtown Area.
08-19-21	Speed Trailer Placement	600 Block Front St.
08-19-21	Code Violation	301 Labarre St.
08-19-21	Code Violation	714 3 rd St.
08-19-21	Code Violation	115 Murnen Ave.

08-19-21	Code Violation	201 Murnen Ave.
08-19-21	Code Violation	1100 Block River St.
08-19-21	Parking Violation	400 Block Pine Ave.
08-20-21	Parking Violation	908 3 rd St.
08-20-21	Attempted Fraud	403 West Ave.
08-20-21	Disturbance	1110 Trail Dr.
08-21-21	Theft	1031 Court St.
08-22-21	Assault	#20 L&J Trailer Court.
08-22-21	Check Welfare	116 1 st St.
08-23-21	Suspicious Activity	818 Hwy. 30.
08-23-21	Directed Patrol	200 Block Labarre St.
08-23-21	Directed Patrol	200 Block Labarre St.
08-23-21	Directed Patrol	1030 Court St.
08-23-21	Runaway	1030 Court St.
08-23-21	Code Violation	621 Court St.
08-23-21	Code Violation	617 1 st St.
08-23-21	Check Premise	#20 L&J Trlr. Crt.
08-24-21	Directed Patrol	1030 Court St.
08-24-21	Directed Patrol	200 Block Kelsey Ave.
08-24-21	Keys Locked in Vehicle	100 Block Gilmore St.
08-24-21	Animal – Dog	114 1 st St.
08-25-21	Directed Patrol	1030 Court St.
08-25-21	Speed Trailer Placement	400 Block Hwy. 30.
08-25-21	Code Violation	120 West Ave.
08-25-21	Directed Patrol	1030 Court St.
08-26-21	Directed Patrol	1030 Court St.
08-26-21	Directed Patrol	1030 Court St.
08-27-21	Fraud	205 Murnen Ave.
08-27-21	Civil Dispute	319 Court St.
08-27-21	Directed Patrol	1030 Court St.
08-27-21	Check Welfare	203 Gilmore St.
08-27-21	Motor Vehicle Accident	1030 Court St.
08-27-21	Foot Patrol	1030 Court St.
08-29-21	Directed Patrol	1030 7 th St.
08-29-21	Medical Call	413 1 st St. #109
08-29-21	Medical Call	413 1 st St. #133
08-30-21	Directed Patrol	1030 Court St.
08-30-21	Directed Patrol	1030 Court St.
08-30-21	Code Violation	308 3 rd St.

08-30-21

Traffic Hazard

Center St./Hwy. 30

08-31-21

Trouble Breathing

414 3rd St.

08-31-21

Directed Patrol

1030 Court St.

08-31-21

Juvenile Issues

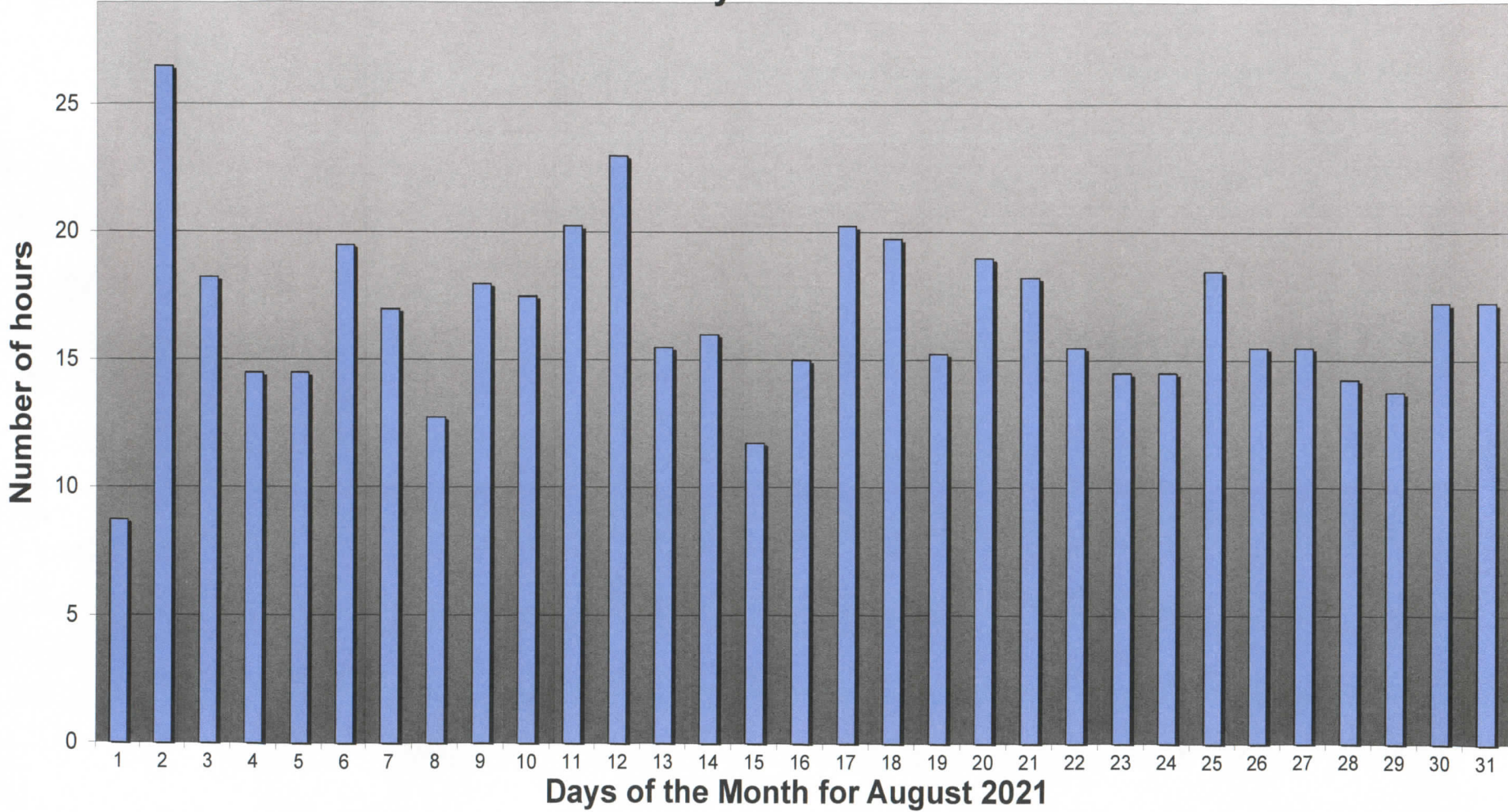
1030 Court St.

08-31-21

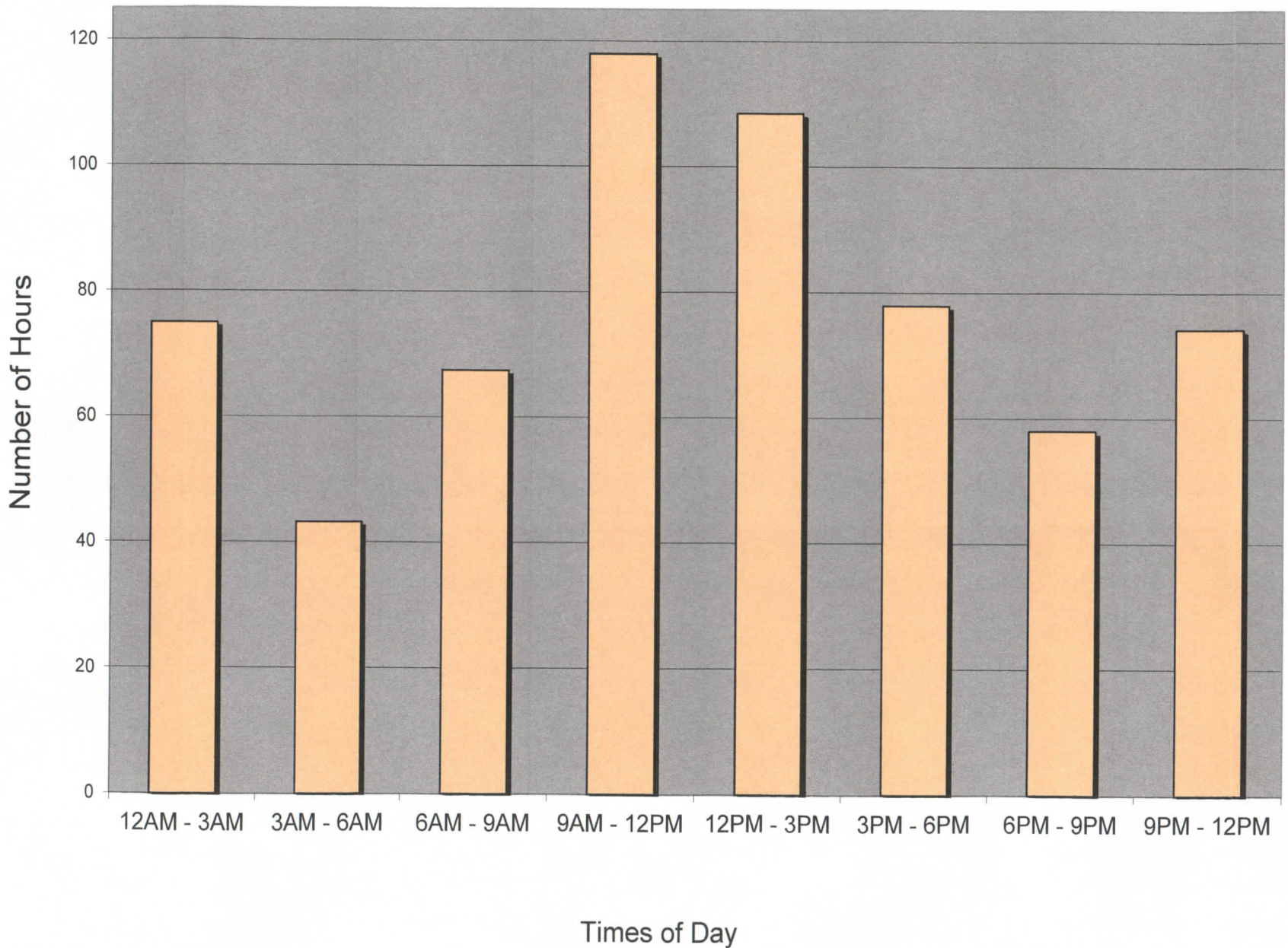
Keys Locked in Vehicle

818 Hwy. 30

Buffalo County Sheriff's Office

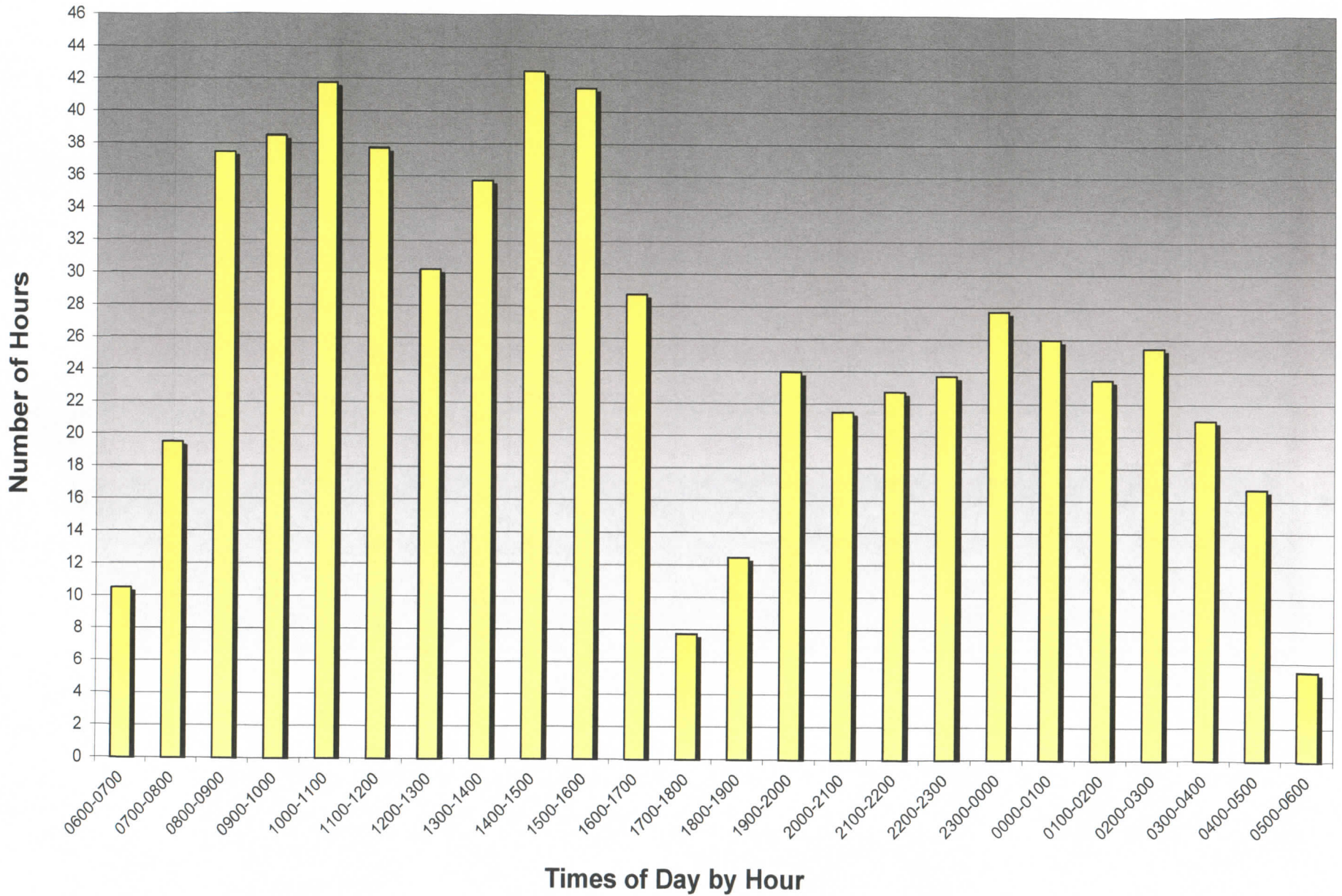


Buffalo County Sheriff's Office Gibbon Contract Hours



Aug. 2021

Buffalo County Sheriff's Office Gibbon Contract Hours



August 2021



Buffalo County Sheriff's Office

Neil A. Miller, Sheriff



City of Gibbon Calls For Service August, 2021

<u>Call Time</u>	<u>Street</u>	<u>Nature of Call</u>
8/1/2021 2:21:06AM	911 1ST ST	CHECK WELFARE
8/1/2021 3:26:56AM	102 LABARRE ST	FOOT PATROL
8/2/2021 1:33:39PM	683 3RD ST	PARKING VIOLATION
8/2/2021 3:32:38PM	115 MURNEN AVE	SEX OFFENSE
8/2/2021 3:49:16PM	115 MURNEN AVE	FOLLOW UP
8/2/2021 10:40:10PM	212 SCOUT AVE	FOLLOW UP
8/3/2021 8:13:48AM	506 LAWN AVE	CODE VIOLATION
8/3/2021 9:05:18AM	1601 7TH ST	ILLNESS
8/3/2021 1:56:17PM	200 RIVER ST	GRASS FIRE
8/3/2021 3:22:30PM	1418 7TH ST	THEFT
8/3/2021 4:42:34PM	319 KELSEY AVE	FOLLOW UP
8/3/2021 7:22:34PM	1203-35 7TH ST	TRAFFIC OFFENSE
8/4/2021 8:54:24AM	1461 7TH ST	PARKING VIOLATION
8/4/2021 4:15:19PM	911 1ST ST	FOLLOW UP
8/4/2021 6:25:36PM	904 HWY 30	THEFT
8/5/2021 3:02:50PM	712-6 WEST AVE	SEX OFFENDER REGISTRY
8/5/2021 4:09:29PM	1100 TRAIL DR	PARKING VIOLATION
8/5/2021 6:20:10PM	300 MAY AVE	FALL
8/5/2021 7:03:53PM	109 SCOUT AVE	CIVIL PAPER SERVICE
8/5/2021 7:16:39PM	207 SCOUT AVE	CIVIL PAPER SERVICE
8/6/2021 4:23:22AM	102 LABARRE ST	FOOT PATROL
8/6/2021 2:39:01PM	1103 RIVER ST	CIVIL PAPER SERVICE
8/6/2021 2:53:08PM	712-6 WEST AVE	CIVIL PAPER SERVICE
8/6/2021 3:11:41PM	1008 7TH ST	CIVIL PAPER SERVICE
8/6/2021 3:16:36PM	212-1 2ND ST	CIVIL PAPER SERVICE
8/6/2021 11:15:33PM	1100 RIVER ST	SUSPICIOUS ACTIVITY
8/7/2021 3:30:57PM	1031 COURT ST	THEFT
8/7/2021 6:26:55PM	1000 HWY 30	THEFT
8/8/2021 11:41:13AM	201 MURNEN AVE	THEFT
8/8/2021 6:57:40PM	1000 HWY 30	FOLLOW UP
8/9/2021 9:07:01AM	216 SCOUT AVE	ACCIDENT NON INJURY
8/9/2021 10:45:11AM	395 KELSEY AVE	PARKING VIOLATION
8/9/2021 1:14:03PM	1018 2ND ST	JUVENILE
8/9/2021 1:41:16PM	1031 COURT ST	FOLLOW UP
8/9/2021 9:07:54PM	218 HWY 30	TRAFFIC STOP

9/1/2021
10:18:58AM

Chief Deputy D. Schleusener

<u>Call Time</u>	<u>Street</u>	<u>Nature of Call</u>
8/10/2021 12:24:12AM	211 MAY AVE	PAIN
8/10/2021 4:35:16AM	HWY 30/PAWNEE RD	TRAFFIC STOP
8/10/2021 5:53:49AM	HWY 30/PAWNEE RD	TRAFFIC STOP
8/10/2021 11:05:41AM	1030 7TH ST	DIRECTED PATROL
8/11/2021 5:41:26AM	904 HWY 30	CHEST PAIN
8/11/2021 9:49:33AM	1030 COURT ST	FOLLOW UP
8/11/2021 6:17:47PM	500 PINE AVE	SUSPICIOUS ACTIVITY
8/12/2021 7:46:57AM	1030 COURT ST	DIRECTED PATROL
8/12/2021 7:53:44AM	HWY 30/UNION ST	SPECIAL SERVICE
8/12/2021 3:39:29PM	109 SCOUT AVE	CIVIL PAPER SERVICE
8/12/2021 3:52:33PM	1115-7 7TH ST	CIVIL PAPER SERVICE
8/12/2021 4:02:36PM	501 SOUTH WIND DR	CIVIL PAPER SERVICE
8/12/2021 4:07:27PM	507 2ND ST	CIVIL PAPER SERVICE
8/12/2021 4:42:11PM	115 MURNEN AVE	FOLLOW UP
8/12/2021 9:00:04PM	211 MAY AVE	NOT BREATHING
8/13/2021 8:16:50AM	202 CENTER ST	ILLNESS
8/13/2021 9:21:20AM	1113 2ND ST	CODE VIOLATION
8/13/2021 11:44:59AM	1203-28 7TH ST	CIVIL
8/13/2021 6:22:38PM	LOWELL RD/W RD	ACCIDENT WITH INJURY
8/13/2021 6:42:16PM	1031 COURT ST	THEFT
8/13/2021 8:40:43PM	1031 COURT ST	FOLLOW UP
8/14/2021 12:50:01AM	500 PINE AVE	FOOT PATROL
8/14/2021 1:34:19AM	HWY 30/GIBBON RD	TRAFFIC STOP
8/14/2021 7:37:35PM	200 RIVER ST	TRAFFIC HAZARD
8/14/2021 7:48:42PM	500 PINE AVE	FOOT PATROL
8/14/2021 8:46:42PM	507 PINE AVE	FOLLOW UP
8/14/2021 10:01:02PM	HWY 30/GIBBON RD	TRAFFIC STOP
8/14/2021 11:11:08PM	400-BLK PINE AVE	FOOT PATROL
8/14/2021 11:23:10PM	500 PINE AVE	FOOT PATROL
8/15/2021 9:20:21AM	KELSEY AVE/HWY 30	TRAFFIC STOP
8/15/2021 10:00:15AM	1031 COURT ST	THEFT
8/15/2021 12:53:58PM	1031 7TH ST	DIRECTED PATROL
8/16/2021 1:13:04AM	413-114 1ST ST	SUSPICIOUS ACTIVITY
8/16/2021 7:56:10AM	1030 COURT ST	DIRECTED PATROL
8/16/2021 10:29:38AM	715 3RD ST	ILLNESS
8/17/2021 10:17:55AM	218 HWY 30	BLEEDING
8/17/2021 4:37:55PM	200 HWY 30	THEFT
8/17/2021 4:39:56PM	818 HWY 30	CHECK WELFARE
8/17/2021 6:16:15PM	300 SOUTH WIND DR	ASSAULT
8/18/2021 6:48:44AM	1017 COURT ST	SPECIAL SERVICE
8/18/2021 7:41:32AM	1030 COURT ST	DIRECTED PATROL
8/18/2021 10:02:30AM	1148 COURT ST	DIRECTED PATROL
8/18/2021 11:25:16AM	413 1ST ST	ANIMAL

9/1/2021
10:18:58AM

Chief Deputy D. Schleusener

<u>Call Time</u>	<u>Street</u>	<u>Nature of Call</u>
8/18/2021 2:55:00PM	1030 COURT ST	DIRECTED PATROL
8/18/2021 2:58:49PM	1018 COURT ST	SPECIAL SERVICE
8/19/2021 2:55:39AM	102 LABARRE ST	FOOT PATROL
8/19/2021 7:45:12AM	696 FRONT ST	SPECIAL SERVICE
8/19/2021 9:05:46AM	301 LABARRE ST	CODE VIOLATION
8/19/2021 9:19:59AM	714 3RD ST	CODE VIOLATION
8/19/2021 9:34:57AM	115 MURNEN AVE	CODE VIOLATION
8/19/2021 9:38:50AM	201 MURNEN AVE	CODE VIOLATION
8/19/2021 9:50:35AM	1179 RIVER ST	CODE VIOLATION
8/19/2021 10:41:08AM	436 PINE AVE	PARKING VIOLATION
8/19/2021 2:04:06PM	820 FRONT ST	FOLLOW UP
8/19/2021 3:10:41PM	116 LABARRE ST	CIVIL PAPER SERVICE
8/19/2021 3:51:46PM	639 FRONT ST	SPECIAL SERVICE
8/20/2021 2:17:30PM	908 3RD ST	PARKING VIOLATION
8/20/2021 2:33:06PM	403 WEST AVE	FRAUD
8/20/2021 6:57:57PM	1110 TRAIL DR	DISTURBANCE
8/20/2021 8:23:42PM	1568 HWY 30	TRAFFIC STOP
8/20/2021 9:44:54PM	384 HWY 30	TRAFFIC STOP
8/20/2021 10:11:00PM	240 HWY 30	TRAFFIC STOP
8/20/2021 10:31:21PM	1008 HWY 30	TRAFFIC STOP
8/21/2021 12:39:52PM	1031 COURT ST	THEFT
8/22/2021 3:11:59AM	1115-20 7TH ST	ASSAULT
8/22/2021 2:17:14PM	116 1ST ST	CHECK WELFARE
8/23/2021 4:40:02AM	818 HWY 30	SUSPICIOUS ACTIVITY
8/23/2021 7:31:37AM	224 LABARRE ST	DIRECTED PATROL
8/23/2021 7:35:17AM	1030 COURT ST	DIRECTED PATROL
8/23/2021 10:48:49AM	1030 COURT ST	JUVENILE
8/23/2021 2:13:53PM	621 COURT ST	CODE VIOLATION
8/23/2021 2:21:37PM	1117 HWY 30	DIRECTED PATROL
8/23/2021 3:34:25PM	617 1ST ST	CODE VIOLATION
8/23/2021 6:07:56PM	1115-20 7TH ST	CHECK PREMISE
8/24/2021 7:51:49AM	1030 COURT ST	DIRECTED PATROL
8/24/2021 2:25:30PM	244 KELSEY AVE	DIRECTED PATROL
8/24/2021 2:58:21PM	100 GILMORE ST	MOTORIST ASSIST
8/24/2021 4:00:16PM	114 1ST ST	ANIMAL
8/25/2021 7:37:49AM	1030 COURT ST	DIRECTED PATROL
8/25/2021 7:39:17AM	453 HWY 30	SPECIAL SERVICE
8/25/2021 1:12:38PM	120 WEST AVE	CODE VIOLATION
8/25/2021 3:47:42PM	1030 COURT ST	DIRECTED PATROL
8/25/2021 3:53:07PM	456 HWY 30	SPECIAL SERVICE
8/25/2021 7:52:07PM	248 HWY 30	TRAFFIC STOP
8/26/2021 7:53:44AM	1030 COURT ST	DIRECTED PATROL
8/26/2021 3:25:47PM	1030 COURT ST	DIRECTED PATROL

9/1/2021
10:18:58AM

Chief Deputy D. Schleusener

<u>Call Time</u>	<u>Street</u>	<u>Nature of Call</u>
8/26/2021 6:41:46PM	412 3RD ST	CIVIL PAPER SERVICE
8/26/2021 6:50:41PM	513 1ST ST	CIVIL PAPER SERVICE
8/26/2021 6:53:59PM	110 GILMORE ST	CIVIL PAPER SERVICE
8/26/2021 6:57:35PM	612 SOUTH WIND DR	CIVIL PAPER SERVICE
8/26/2021 7:03:39PM	621 COURT ST	CIVIL PAPER SERVICE
8/26/2021 7:06:35PM	1002 3RD ST	CIVIL PAPER SERVICE
8/26/2021 7:33:27PM	205 MURNEN AVE	CIVIL PAPER SERVICE
8/26/2021 7:46:27PM	201 KELSEY AVE	CIVIL PAPER SERVICE
8/27/2021 10:27:12AM	205 MURNEN AVE	FRAUD
8/27/2021 2:58:30PM	319 COURT ST	CIVIL
8/27/2021 3:27:50PM	1030 COURT ST	DIRECTED PATROL
8/27/2021 3:29:11PM	1002 GRISHAM AVE	CIVIL PAPER SERVICE
8/27/2021 3:37:31PM	621 COURT ST	CIVIL PAPER SERVICE
8/27/2021 6:19:12PM	203 GILMORE ST	CHECK WELFARE
8/27/2021 6:36:38PM	1030 COURT ST	ACCIDENT NON INJURY
8/27/2021 8:38:21PM	1030 COURT ST	FOOT PATROL
8/29/2021 11:35:12AM	1030 7TH ST	DIRECTED PATROL
8/29/2021 7:49:00PM	HWY 30/GIBBON RD	TRAFFIC OFFENSE
8/29/2021 10:51:34PM	413-109 1ST ST	SEIZURES
8/29/2021 11:41:41PM	413-133 1ST ST	PAIN
8/30/2021 7:51:13AM	1030 COURT ST	DIRECTED PATROL
8/30/2021 7:54:13AM	1030 COURT ST	DIRECTED PATROL
8/30/2021 10:11:00AM	308 3RD ST	CODE VIOLATION
8/30/2021 5:21:43PM	CENTER ST/HWY 30	TRAFFIC HAZARD
8/31/2021 3:24:47AM	414 3RD ST	TROUBLE BREATHING
8/31/2021 7:39:15AM	1030 COURT ST	DIRECTED PATROL
8/31/2021 9:53:35AM	619 5TH ST	FOLLOW UP
8/31/2021 10:23:34AM	1030 COURT ST	JUVENILE
8/31/2021 11:21:41AM	818 HWY 30	MOTORIST ASSIST
8/31/2021 2:34:35PM	1030 COURT ST	FOLLOW UP

9/1/2021
10:18:58AM

Chief Deputy D. Schleusener
Page 4 of 4

CITY OF GIBBON						
INDIVIDUAL MONTHLY FUND BALANCES						
CASH TRANSACTIONS AND BALANCES						
8/30/2021						
ALL FUNDS	BALANCE	RECEIPTS	ADJUSTMENT	ADJUSTMENT	EXPENSES	BALANCE
CHECKING	8/1/2021		IN	OUT		8/30/2021
1 GENERAL	524,543.09	54,562.99			116,966.13	462,139.95
2 STREET	291,174.20	71,776.10			21,719.43	341,230.87
3 SALES TAX	0.00	0.00			0.00	0.00
4 CEMETERY	56,937.23	9,849.83			10,361.11	56,425.95
5 POLICE	960.02	17,687.92			17,571.79	1,076.15
6 POOL	18,602.27	9,333.16			16,600.02	11,335.41
7 PARK	-11,957.31	18,633.33			19,927.90	-13,251.88
8 FIRE	35,978.87	5,008.33			1,030.37	39,956.83
9 LIBRARY	5,958.81	8,636.35			7,409.85	7,185.31
10 STREET LIGHTS	8,358.86	3,499.17			2,999.00	8,859.03
12 SEWER	276,446.98	22,464.94			13,089.15	285,822.77
13 GARBAGE	13,875.79	9,218.30			8,795.20	14,298.89
14 WATER	152,203.23	39,848.51			35,894.42	156,157.32
15 SP SEWER PLANT	462,191.05	24,720.46			62,326.11	424,585.40
16 BOND & INTEREST	-466,678.64	16,666.67			6,918.75	-456,930.72
17 R. E. IMPROVEMTS	372,728.74	4,658.61			218.82	377,168.53
18 GOLF COURSE	88,330.01	69,998.68			37,192.43	121,136.26
19 TIF	3,560.50	0.72			0.00	3,561.22
20 KENO	52,071.31	3,213.03			3,261.00	52,023.34
21 FIRE/CITY HALL CONST	-175,665.97	0.00			0.00	-175,665.97
DONATIONS FOR SPECIAL PROJECTS	20,000.00					20,000.00
22 ARPA Funds - Federal	122,078.88	0.00			631.47	121,447.41
TOTALS	1,851,697.92	389,777.10	0.00	0.00	382,912.95	1,858,562.07
CD SAVINGS						
2 STREET	80,217.49					80,217.49
4 CEMETERY	59,539.65					59,539.65
15 SP SEWER PLANT	0.00					0.00
16 BOND & INTEREST	0.00					0.00
14 WATER	0.00					0.00
POOL	0.00					0.00
						0.00
TOTALS	139,757.14	0.00	0.00	0.00	0.00	139,757.14
TOTAL ALL ACCTS	1,991,455.06	389,777.10	0.00	0.00	382,912.95	1,998,319.21

No assurance is provided on these financial statements

MONTHLY SUMMARY OF ALL FUNDS						
COMBINED CASH TRANSACTIONS & BALANCES						
FOR THE MONTH ENDING						
8/30/2021						
FUND	BALANCE	RECEIPTS	NET TRANS	EXPENSES	BALANCE	
1 GENERAL	524,543.09	54,562.99	0.00	116,966.13	462,139.95	
2 STREET	371,391.69	71,776.10	0.00	21,719.43	421,448.36	
3 SALES TAX	0.00	0.00	0.00	0.00	0.00	
4 CEMETERY	116,476.88	9,849.83	0.00	10,361.11	115,965.60	
5 POLICE	960.02	17,687.92	0.00	17,571.79	1,076.15	
6 POOL	18,602.27	9,333.16	0.00	16,600.02	11,335.41	
7 PARK	-11,957.31	18,633.33	0.00	19,927.90	-13,251.88	
8 FIRE	35,978.87	5,008.33	0.00	1,030.37	39,956.83	
9 LIBRARY	5,958.81	8,636.35	0.00	7,409.85	7,185.31	
10 STREET LIGHTS	8,358.86	3,499.17	0.00	2,999.00	8,859.03	
12 SEWER	276,446.98	22,464.94	0.00	13,089.15	285,822.77	
13 GARBAGE	13,875.79	9,218.30	0.00	8,795.20	14,298.89	
14 WATER	152,203.23	39,848.51	0.00	35,894.42	156,157.32	
15 SP SEWER PLANT	462,191.05	24,720.46	0.00	62,326.11	424,585.40	
16 BOND & INTEREST	-466,678.64	16,666.67	0.00	6,918.75	-456,930.72	
17 RE IMPROVEMENTS	372,728.74	4,658.61	0.00	218.82	377,168.53	
18 GOLF COURSE	88,330.01	69,998.68	0.00	37,192.43	121,136.26	
19 TIF	3,560.50	0.72	0.00	0.00	3,561.22	
20 KENO	52,071.31	3,213.03	0.00	3,261.00	52,023.34	
21 FIRE/CITY HALL CONST	-175,665.97	0.00	0.00	0.00	-175,665.97	
DONATIONS FOR SPECIAL PROJECTS	20,000.00	0.00	0.00	0.00	20,000.00	
22 ARPA Funds - Federal	122,078.88	0.00	0.00	631.47	121,447.41	
TOTALS	1,991,455.06	389,777.10	0.00	382,912.95	1,998,319.21	
YEAR TO DATE TOTALS						
FOR THE MONTH ENDING						
8/30/2021						
1 GENERAL	804,266.75	1,199,341.37	0.00	1,541,468.17	462,139.95	
2 STREET	77,985.08	691,502.18	0.00	348,038.90	421,448.36	
3 SALES TAX	0.00	0.00	0.00	0.00	0.00	
4 CEMETERY	61,760.25	128,640.57	0.00	74,435.22	115,965.60	
5 POLICE	0.00	194,946.57	0.00	193,870.42	1,076.15	
6 POOL	0.00	84,448.19	0.00	73,112.78	11,335.41	
7 PARK	0.00	204,966.63	0.00	218,218.51	-13,251.88	
8 FIRE	28,174.16	64,864.73	0.00	53,082.06	39,956.83	
9 LIBRARY	0.00	94,940.21	0.00	87,754.90	7,185.31	
10 STREET LIGHTS	5,343.22	36,492.92	0.00	32,977.11	8,859.03	
12 SEWER	283,768.03	372,442.34	0.00	370,387.60	285,822.77	
13 GARBAGE	11,243.71	102,812.07	0.00	99,756.89	14,298.89	
14 WATER	141,080.88	318,214.28	0.00	303,137.84	156,157.32	
15 SP SEWER PLANT	296,187.02	1,390,587.69	0.00	1,262,189.31	424,585.40	
16 BOND & INTEREST	-394,499.23	913,757.43	0.00	976,188.92	-456,930.72	
17 RE IMPROVEMENTS	369,622.81	51,071.74	0.00	43,526.02	377,168.53	
18 GOLF COURSE	0.00	341,144.28	0.00	220,008.02	121,136.26	
19 TIF	2,000.00	7,777.38	0.00	6,216.16	3,561.22	
20 KENO	13,696.96	46,243.38	0.00	7,917.00	52,023.34	
21 FIRE/CITY HALL CONST	0.00	0.00	0.00	175,665.97	-175,665.97	
DONATIONS FOR SPECIAL PROJECTS	0.00	20,000.00	0.00		20,000.00	
22 ARPA Funds - Federal	0.00	165,395.05	0.00	43,947.64	121,447.41	
TOTALS	1,700,629.64	6,429,589.01	0.00	6,131,899.44	1,998,319.21	

No assurance is provided on these financial statements

CITY OF GIBBON						
BUDGET SUMMARY						
8/30/2021						
FUND	BUDGET RECEIPTS	RECEIVED FOR MONTH	RECEIVED YTD	BALANCE REMAINING	% OF BUDGET REMAINING	
1	GENERAL	1,416,208.28	54,562.99	1,199,341.37	216,866.91	15.31%
2	STREET	519,674.00	71,776.10	691,502.18	-171,828.18	-33.06%
3	SALES TAX		0.00	0.00	0.00	
4	CEMETERY	104,900.00	9,849.83	128,640.57	-23,740.57	-22.63%
5	POLICE	213,300.00	17,687.92	194,946.57	18,353.43	8.60%
6	POOL	77,700.00	9,333.16	84,448.19	-6,748.19	-8.68%
7	PARK	224,600.00	18,633.33	204,966.63	19,633.37	8.74%
8	FIRE	75,600.00	5,008.33	64,864.73	10,735.27	14.20%
9	LIBRARY	104,400.00	8,636.35	94,940.21	9,459.79	9.06%
10	STREET LIGHTS	42,000.00	3,499.17	36,492.92	5,507.08	13.11%
12	SEWER	370,500.00	22,464.94	372,442.34	-1,942.34	-0.52%
13	GARBAGE	108,500.00	9,218.30	102,812.07	5,687.93	5.24%
14	WATER	272,525.00	39,848.51	318,214.28	-45,689.28	-16.77%
15	SP SEWER PLANT	1,553,457.00	24,720.46	1,390,587.69	162,869.31	10.48%
16	BOND & INTEREST	1,005,402.00	16,666.67	913,757.43	91,644.57	9.12%
17	RE IMPROVEMENTS	55,450.00	4,658.61	51,071.74	4,378.26	7.90%
18	GOLF COURSE	268,300.00	69,998.68	341,144.28	-72,844.28	-27.15%
19	TIF	18,692.00	0.72	7,777.38	10,914.62	58.39%
20	KENO	16,000.00	3,213.03	46,243.38	-30,243.38	-189.02%
21	FIRE/CITY HALL CONST	0.00	0.00	0.00	0.00	
	DONATIONS FOR SPECIAL PROJEC	0.00	0.00	20,000.00	-20,000.00	
22	ARPA Funds - Federal	0.00	0.00	165,395.05	-165,395.05	
TRANSFER TOTALS		6,447,208.28	389,777.10	6,429,589.01	17,619.27	0.27%
FUND	BUDGET EXPENSES	EXPENSES FOR MONTH	EXPENSES YTD	BALANCE REMAINING	% OF BUDGET REMAINING	
1	GENERAL	1,770,495.00	116,966.13	1,541,468.17	229,026.83	12.94%
2	STREET	479,100.00	21,719.43	348,038.90	131,061.10	27.36%
3	SALES TAX		0.00	0.00	0.00	
4	CEMETERY	89,500.00	10,361.11	74,435.22	15,064.78	16.83%
5	POLICE	213,300.00	17,571.79	193,870.42	19,429.58	9.11%
6	POOL	77,700.00	16,600.02	73,112.78	4,587.22	5.90%
7	PARK	224,600.00	19,927.90	218,218.51	6,381.49	2.84%
8	FIRE	75,600.00	1,030.37	53,082.06	22,517.94	29.79%
9	LIBRARY	104,400.00	7,409.85	87,754.90	16,645.10	15.94%
10	STREET LIGHTS	42,000.00	2,999.00	32,977.11	9,022.89	21.48%
12	SEWER	548,178.00	13,089.15	370,387.60	177,790.40	32.43%
13	GARBAGE	108,500.00	13,089.15	99,756.89	8,743.11	8.06%
14	WATER	394,881.00	35,894.42	303,137.84	91,743.16	23.23%
15	SP SEWER PLANT	1,787,982.00	62,326.11	1,262,189.31	525,792.69	29.41%
16	BOND & INTEREST	1,043,015.00	6,918.75	976,188.92	66,826.08	6.41%
17	RE IMPROVEMENTS	427,121.63	218.82	43,526.02	383,595.61	89.81%
18	GOLF COURSE	268,300.00	37,192.43	220,008.02	48,291.98	18.00%
19	TIF	14,954.00	0.00	6,216.16	8,737.84	58.43%
20	KENO	3,500.00	3,261.00	7,917.00	-4,417.00	-126.20%
21	FIRE/CITY HALL CONST	0.00	0.00	175,665.97	-175,665.97	
	DONATIONS FOR SPECIAL PROJEC	0.00	0.00	0.00	0.00	
22	ARPA Funds - Federal	0.00	631.47	43,947.64	-43,947.64	
TRANSFER TOTAL		7,673,126.63	387,206.90	6,131,899.44	1,541,227.19	20.09%

No assurance is provided on these financial statements

CITY OF GIBBON					
CHECKS OUTSTANDING					
		8/30/2021			
PAYEE	CK. NO.	DATE		AMOUNT	
JCB	14476	4/19/2016		8.50	
KMART PHARMACY	15154	11/21/2016		63.26	
JARED RIGGERT	15370	1/23/2017		100.00	
RYAN KENNEDY	15375	1/25/2017		13.28	
JASON MARKHAM	15377	1/25/2017		41.35	
TAYLOR OSTRANDER	15382	1/26/2017		100.00	
MAURILIA MARTINEZ	15829	7/5/2017		29.86	
PRECISION POURS, INC	15944	8/7/2017		149.00	
RYAN SMITH	15949	8/7/2017		14.50	
ERIKA STOLZ	16037	9/8/2017		7.54	
KATHRYN LOUISE WHELAN	16640	5/1/2018		18.53	
GODFREY ELECTRIC, LLC	16826	7/2/2018		3.13	
THE FOUNTAIN GUYS, LTD	16840	7/2/2018		304.00	
KENNETH KAST	16915	7/30/2018		20.18	
KELLI PETERSON	16916	7/30/2018		69.94	
DANILO LURSSSEN	17162	9/18/2018		100.00	
ROLAND & MICHELE MOSEL	17171	9/18/2018		38.90	
TERRY RITTERBUSH	17187	9/18/2018		100.00	
JOSE L RODRIGUEZ	17193	9/18/2018		100.00	
JODI WOOD	17212	9/18/2018		100.00	
RACHAMIN AVITAL	17292	10/31/2018		0.67	
NATIONWIDE	17716	4/15/2019		100.00	
Eric Rodriguez	17746	12/31/2019		66.50	
Mike Bennett	19313	12/8/2020		39.51	
Sandy Hubbard	19320	12/8/2020		100.00	
Jaimee Moore	19327	12/8/2020		32.51	
Erin Nelson	19328	12/8/2020		39.51	
Marcos Solarez	19335	12/8/2020		100.00	
NMVCA	19480	2/2/2021		105.00	
Mohamed Awadallah	19962	8/4/2021		400.00	
Buffalo County Sheriff Department	19978	8/16/2021		17,441.67	
Gibbon Fire Department	19997	8/16/2021		800.00	
Hearland Clerk's Association	19998	8/16/2021		20.00	
Heartland Refrigeration, LLC	19999	8/16/2021		245.75	
Black Hills Energy	20034	8/31/2021		375.37	
Blue Cross Blue Shield Of NE	20035	8/31/2021		13,120.59	
Mid-NE Aggregate Inc.	20036	8/31/2021		1,614.82	
NE Child Support	20037	8/31/2021		482.70	
NPPD	20038	8/31/2021		3663.99	
NE Public Health Lab	20039	8/31/2021		310	
Todd Parr	20040	8/31/2021		100.00	
Pioneer Simple IRA Investment Services	20041	8/31/2021		2,075.22	
Pioneer ROTH Retirement Investment	20042	8/31/2021		1,383.48	
Smallcomb, Matt	20043	8/31/2021		145.60	
				44,144.86	

No assurance is provided on these financial statements

CITY OF GIBBON					
BANK RECONCILIATION					
FOR THE MONTH ENDING					
8/30/2021					
CASH ON HAND		8/1/2021			1,851,697.92
RECEIPTS FOR MONTH					389,777.10
CASH TO ACCOUNT FOR					2,241,475.02
CHECK WRITTEN FOR MONTH					382,912.95
FUND BALANCE		8/30/2021			1,858,562.07
ACCOUNTS REC					-74,490.71
ACCOUNTS PAYABLE					1,072.95
CASH BALANCE		8/30/2021			1,785,144.31
PROOF OF BALANCE					
DEPOSITS IN TRANSIT					8,642.71
BALANCE ON STATEMENT		8/30/2021			1,820,646.46
LESS CHECKS OUTSTANDING					44,144.86
ADJ. BANK BALANCE		8/30/2021			1,785,144.31
RECONCILED BANK BALANCES					1,785,144.31
		10/1/21			
		BALANCE	INT MONTH	YTD INT	END. BAL.
EB CD 105692	Street	79,778.34		439.15	80,217.49
EB CD 106080	Cemetery	24,345.34		182.50	24,527.84
EB CD 8420	Cemetery	8,043.10		60.24	8,103.34
EB CD 105789	Cemetery	12,780.27		62.16	12,842.43
EB CD 106458	Cemetery	13,958.61		57.43	14,016.04
					0.00
TOTAL CD'S		138,905.66	0.00	801.48	139,707.14
TOTAL OF ALL FUNDS AVAILABLE					1,924,851.45
No assurance is provided on these financial statements					

City of Gibbon

Account	Account Name	Fiscal Year 20 - 21			Budget			Fiscal Year 19 - 20	
		Current	Year To Date	%Used	Current	Total	Remaining	Year To Date	Total
Revenue									
GENERAL									
01-1001	PROPERTY TAX	11,972.70	370,803.50	70.80 %	43,645.00	523,738.28	152,934.78	364,635.25	520,932.18
01-1002	CONSUMERS 5%	0.00	47,999.09	137.14 %	2,917.00	35,000.00	(12,999.09)	48,327.56	48,327.56
01-1003	BUILDING PERMIT	100.00	1,260.00	126.00 %	83.00	1,000.00	(260.00)	1,405.00	1,455.00
01-1004	DONATIONS	0.00	6,659.56	166.49 %	333.00	4,000.00	(2,659.56)	6,776.90	6,776.90
01-1005	INTEREST	135.11	1,254.42	264.09 %	40.00	475.00	(779.42)	889.33	1,027.31
01-1006	NPPD	0.00	361,122.39	76.03 %	39,583.00	475,000.00	113,877.61	409,351.71	456,760.92
01-1007	TRANSFER	0.00	0.00	0.00 %	0.00	0.00	0.00	0.00	0.00
01-1009	RENT	750.00	8,200.00	91.11 %	750.00	9,000.00	800.00	8,275.00	9,025.00
01-1012	MOTOR VEHICLE TAX	3,585.22	35,931.64	119.77 %	2,500.00	30,000.00	(5,931.64)	21,263.34	24,351.61
01-1013	LOCAL SALES TAX	37,692.79	270,644.22	115.17 %	19,583.00	235,000.00	(35,644.22)	232,682.99	257,263.53
01-1014	PRO RATE	327.17	1,268.36	181.19 %	58.00	700.00	(568.36)	1,232.04	1,232.04
01-1020	SOURCE GAS FRANCHISE	0.00	3,760.70	94.02 %	333.00	4,000.00	239.30	4,185.30	4,185.30
01-1021	FINES & LICENSE	0.00	2,190.00	73.00 %	250.00	3,000.00	810.00	2,200.00	2,200.00
01-1022	CABLE FRANCHISE	0.00	12,798.17	106.65 %	1,000.00	12,000.00	(798.17)	13,234.96	13,234.96
01-1049	ACE REBATE	0.00	4,298.00	171.92 %	208.00	2,500.00	(1,798.00)	4,631.00	4,631.00
01-1051	MUNICIPAL EQUAL FUND	0.00	71,151.32	92.65 %	6,400.00	76,795.00	5,643.68	90,149.80	101,106.82
01-1054	UTILITY DEPOSITS	0.00	0.00	0.00 %	333.00	4,000.00	4,000.00	0.00	0.00
TOTAL Revenue		54,562.99	1,199,341.37	84.69 %	118,016.00	1,416,208.28	216,866.91	1,209,240.18	1,452,510.13

Expense									
GENERAL									
01-2001	SALARIES	3,975.56	48,970.07	77.73 %	5,250.00	63,000.00	14,029.93	42,601.20	45,170.32
01-2002	EMPLOYEE INSURANCE	883.10	11,137.74	58.62 %	1,583.00	19,000.00	7,862.26	14,554.07	15,981.18
01-2003	EMPLOYEE IRS SIMPLE	0.00	0.00	0.00 %	0.00	0.00	0.00	0.00	0.00
01-2004	SUPPLIES	144.14	1,965.16	98.26 %	167.00	2,000.00	34.84	4,527.44	4,527.44
01-2005	REPAIR & MAINTENANCE	0.00	1,009.98	8.78 %	958.00	11,500.00	10,490.02	857.41	967.41
01-2006	UTILITIES-ELECTRIC	85.79	699.01	46.60 %	125.00	1,500.00	800.99	919.19	1,048.14
01-2007	UTILITIES-SOURCE GAS	33.47	845.24	56.35 %	125.00	1,500.00	654.76	833.54	903.72
01-2008	TELEPHONE	338.45	3,583.82	89.60 %	333.00	4,000.00	416.18	3,174.33	3,445.51
01-2009	PROFESSIONAL	2,878.60	61,433.52	102.39 %	5,000.00	60,000.00	(1,433.52)	76,548.20	81,263.04
01-2010	INSURANCE	0.00	7,452.51	44.89 %	1,383.00	16,600.00	9,147.49	2,765.20	2,865.20
01-2011	PRINTING & PUBLICATION	1,203.30	8,015.62	133.59 %	500.00	6,000.00	(2,015.62)	4,252.67	4,702.69
01-2012	MISCELLANEOUS	16.53	2,310.96	46.22 %	417.00	5,000.00	2,689.04	2,499.91	2,526.82
01-2013	OFFICE SUPPLIES	114.58	6,227.15	88.96 %	583.00	7,000.00	772.85	5,014.81	5,093.23
01-2014	ELECTION	0.00	1,723.99	34.48 %	417.00	5,000.00	3,276.01	2,985.96	2,985.96
01-2015	CHEMICAL & INSECT	0.00	250.00	50.00 %	42.00	500.00	250.00	500.00	500.00
01-2016	MISC. SUPPLIES	0.00	358.63	28.69 %	104.00	1,250.00	891.37	0.00	0.00
01-2017	COPIER PAYMENT	459.55	2,833.51	94.45 %	250.00	3,000.00	166.49	3,126.03	3,300.57
01-2018	TRANSFER SCHOOL	0.00	1,750.00	58.33 %	250.00	3,000.00	1,250.00	2,050.00	2,050.00
01-2020	ECON. DEVELOPMENT	0.00	20,000.00	100.00 %	1,667.00	20,000.00	0.00	20,000.00	20,000.00
01-2021	LABOR & MACHINE	0.00	686.55	68.66 %	83.00	1,000.00	313.45	671.55	830.40
01-2022	TRAVEL & CONF. MILE	1,126.50	7,272.05	60.60 %	1,000.00	12,000.00	4,727.95	12,946.57	13,154.15
01-2023	OFFICE EQUIPMENT	0.00	0.00	0.00 %	417.00	5,000.00	5,000.00	0.00	0.00
01-2024	TRANSFER	100,128.75	1,338,916.25	90.07 %	123,879.00	1,486,545.00	147,628.75	988,708.16	1,014,564.08
01-2025	RE IMPROVEMENTS	0.00	365.67	1.83 %	1,667.00	20,000.00	19,634.33	369.91	369.91
01-2026	CAPITAL OUTLAY	0.00	0.00	0.00 %	0.00	0.00	0.00	0.00	0.00
01-2043	DUES & CONV	5,140.00	7,253.40	241.78 %	250.00	3,000.00	(4,253.40)	5,597.57	6,406.57

City of Gibbon

Account	Account Name	Fiscal Year 20 - 21			Budget			Fiscal Year 19 - 20	
		Current	Year To Date	%Used	Current	Total	Remaining	Year To Date	Total
Expense (Continued)									
GENERAL									
01-2071	EQUIPMENT	0.00	0.00	0.00 %	417.00	5,000.00	5,000.00	0.00	0.00
01-2079	REFUNDS	0.00	0.00	0.00 %	167.00	2,000.00	2,000.00	0.00	0.00
01-2093	H CENTER TAXES	0.00	1,186.94	98.91 %	100.00	1,200.00	13.06	1,204.30	1,204.30
01-2095	CITY SHARE FICA	245.79	3,036.48	115.68 %	219.00	2,625.00	(411.48)	2,642.00	2,801.35
01-2096	CITY SHARE MEDICARE	57.51	710.49	112.78 %	52.00	630.00	(80.49)	618.39	655.71
01-2097	CITY SHARE IRA	80.69	887.25	84.50 %	88.00	1,050.00	162.75	923.13	1,000.22
01-2098	CITY SHARE ROTH	53.82	586.18	98.52 %	50.00	595.00	8.82	615.36	666.72
TOTAL Expense		116,966.13	1,541,468.17	87.06 %	147,543.00	1,770,495.00	229,026.83	1,201,506.90	1,238,984.64

PROFIT / (LOSS) :

(62,403.14)	(342,126.80)	(29,527.00)	(354,286.72)	(12,159.92)	7,733.28	213,525.49
--------------------	---------------------	--------------------	---------------------	--------------------	-----------------	-------------------

City of Gibbon

Account	Account Name	Fiscal Year 20 - 21			Budget			Fiscal Year 19 - 20	
		Current	Year To Date	%Used	Current	Total	Remaining	Year To Date	Total
Revenue									
STREET FUND									
02-1001	PROPERTY TAX	0.00	932.68	0.00 %	0.00	0.00	(932.68)	0.00	0.00
02-1004	DONATIONS	0.00	13,107.69	524.31 %	208.00	2,500.00	(10,607.69)	7,052.60	7,402.60
02-1005	INTEREST	51.16	2,448.26	979.30 %	21.00	250.00	(2,198.26)	205.27	211.09
02-1006	NPPD	0.00	0.00	0.00 %	0.00	0.00	0.00	0.00	0.00
02-1007	TRANSFER	0.00	237,500.00	83.33 %	23,750.00	285,000.00	47,500.00	22,441.87	39,101.79
02-1013	LOCAL SALES TAX	4,201.37	42,085.98	0.00 %	0.00	0.00	(42,085.98)	0.00	0.00
02-1015	HIGHWAY ALLOCATION	67,523.57	268,435.85	120.96 %	18,494.00	221,924.00	(46,511.85)	194,116.12	215,815.75
02-1016	STREET ASSESSMENT	0.00	107,467.50	0.00 %	0.00	0.00	(107,467.50)	0.00	0.00
02-1018	MOTOR VEHICLE	0.00	19,524.22	195.24 %	833.00	10,000.00	(9,524.22)	15,880.24	15,880.24
02-1045	BOND PROCEEDS	0.00	0.00	0.00 %	0.00	0.00	0.00	0.00	0.00
02-1051	MUNICIPAL EQUAL FUND	0.00	0.00	0.00 %	0.00	0.00	0.00	0.00	0.00
TOTAL Revenue		71,776.10	691,502.18	133.06 %	43,306.00	519,674.00	(171,828.18)	239,696.10	278,411.47
Expense									
STREET FUND									
02-2001	SALARIES	11,077.15	144,768.85	87.74 %	13,750.00	165,000.00	20,231.15	148,278.11	157,412.58
02-2002	EMPLOYEE INSURANCE	5,771.90	73,270.26	71.14 %	8,583.00	103,000.00	29,729.74	72,359.54	80,659.80
02-2003	EMPLOYEE IRS SIMPLE	0.00	0.00	0.00 %	0.00	0.00	0.00	0.00	0.00
02-2004	SUPPLIES	474.82	8,877.02	49.32 %	1,500.00	18,000.00	9,122.98	10,031.03	12,016.21
02-2005	REPAIR & MAINTENANCE	1,098.09	28,851.56	96.17 %	2,500.00	30,000.00	1,148.44	35,583.91	38,178.29
02-2006	UTILITIES-ELECTRIC	185.60	2,098.22	52.46 %	333.00	4,000.00	1,901.78	2,207.53	2,404.53
02-2007	UTILITIES-SOURCE GAS	133.39	4,553.91	50.60 %	750.00	9,000.00	4,446.09	4,902.16	5,087.37
02-2008	TELEPHONE	219.98	2,865.22	143.26 %	167.00	2,000.00	(865.22)	2,025.81	2,206.22
02-2009	PROFESSIONAL	0.00	2,760.00	27.60 %	833.00	10,000.00	7,240.00	13,628.80	13,881.95
02-2010	INSURANCE	0.00	12,838.68	64.19 %	1,667.00	20,000.00	7,161.32	13,641.66	13,641.66
02-2012	MISCELLANEOUS	0.00	0.00	0.00 %	250.00	3,000.00	3,000.00	3,205.50	3,205.50
02-2015	CHEMICAL & INSECT	0.00	5,682.24	189.41 %	250.00	3,000.00	(2,682.24)	4,889.40	6,152.41
02-2024	TRANSFER	0.00	0.00	0.00 %	0.00	0.00	0.00	0.00	0.00
02-2025	RE IMPROVEMENTS	0.00	0.00	0.00 %	0.00	0.00	0.00	0.00	0.00
02-2026	CAPITAL OUTLAY	0.00	5,490.00	27.45 %	1,667.00	20,000.00	14,510.00	64,200.00	64,200.00
02-2027	GAS & OIL	1,437.90	8,743.41	87.43 %	833.00	10,000.00	1,256.59	6,365.64	6,645.69
02-2028	SNOW REMOVAL	0.00	0.00	0.00 %	0.00	0.00	0.00	3,336.69	3,336.69
02-2029	SAND & GRAVEL	0.00	24,440.73	488.81 %	417.00	5,000.00	(19,440.73)	16,050.52	16,050.52
02-2030	CONC & BLACK TOP	0.00	1,603.30	10.69 %	1,250.00	15,000.00	13,396.70	4,525.24	4,525.24
02-2031	SIGNS	0.00	736.96	0.00 %	0.00	0.00	(736.96)	10,921.66	13,188.51
02-2032	PAVEMENT MARK	0.00	1,426.60	71.33 %	167.00	2,000.00	573.40	1,939.16	1,939.16
02-2033	FLAGS/FLAR/BAR	0.00	1,172.56	33.50 %	292.00	3,500.00	2,327.44	1,046.36	1,046.36
02-2034	BOND & INTEREST	0.00	0.00	0.00 %	0.00	0.00	0.00	0.00	22,500.00
02-2035	STREET IMPROVEMENTS	0.00	0.00	0.00 %	3,017.00	36,200.00	36,200.00	202.47	202.47
02-2095	CITY SHARE FICA	686.77	8,975.66	92.66 %	807.00	9,686.44	710.78	9,193.09	9,759.43
02-2096	CITY SHARE MEDICARE	160.63	2,099.24	69.66 %	251.00	3,013.56	914.32	2,149.96	2,282.40
02-2097	CITY SHARE IRA	283.93	4,191.43	87.57 %	399.00	4,786.49	595.06	4,105.44	4,379.47
02-2098	CITY SHARE ROTH	189.27	2,593.05	89.00 %	243.00	2,913.51	320.46	2,737.06	2,919.77
TOTAL Expense		21,719.43	348,038.90	72.64 %	39,926.00	479,100.00	131,061.10	437,526.74	487,822.23

City of Gibbon

Account	Account Name	Fiscal Year 20 - 21			Budget			Fiscal Year 19 - 20	
		Current	Year To Date	%Used	Current	Total	Remaining	Year To Date	Total
PROFIT / (LOSS) :		50,056.67	343,463.28		3,380.00	40,574.00	(302,889.28)	(197,830.64)	(209,410.76)
Revenue									
SALES TAX FUND									
03-1004	DONATIONS	0.00	0.00	0.00 %	0.00	0.00	0.00	0.00	0.00
03-1005	INTEREST	0.00	0.00	0.00 %	0.00	0.00	0.00	0.00	0.00
03-1013	LOCAL SALES TAX	0.00	0.00	0.00 %	0.00	0.00	0.00	0.00	0.00
03-1023	STATE SALES TAX	0.00	0.00	0.00 %	0.00	0.00	0.00	0.00	0.00
TOTAL Revenue		0.00	0.00	0.00 %	0.00	0.00	0.00	0.00	0.00
Expense									
SALES TAX FUND									
03-2024	TRANSFER	0.00	0.00	0.00 %	0.00	0.00	0.00	0.00	0.00
03-2026	CAPITAL OUTLAY	0.00	0.00	0.00 %	0.00	0.00	0.00	0.00	0.00
03-2036	SALES TAX PD TO ST	0.00	0.00	0.00 %	0.00	0.00	0.00	0.00	0.00
03-2037	TAX RELIEF-CEM	0.00	0.00	0.00 %	0.00	0.00	0.00	0.00	0.00
03-2038	FUTURE CAPITAL	0.00	0.00	0.00 %	0.00	0.00	0.00	0.00	0.00
03-2049	EQUIPMENT PARK	0.00	0.00	0.00 %	0.00	0.00	0.00	0.00	0.00
03-2091	EQUIPMENT GENERAL	0.00	0.00	0.00 %	0.00	0.00	0.00	0.00	0.00
TOTAL Expense		0.00	0.00	0.00 %	0.00	0.00	0.00	0.00	0.00
PROFIT / (LOSS) :		0.00	0.00		0.00	0.00	0.00	0.00	0.00

City of Gibbon

Account	Account Name	Fiscal Year 20 - 21			Budget			Fiscal Year 19 - 20	
		Current	Year To Date	%Used	Current	Total	Remaining	Year To Date	Total
Revenue									
CEMETERY FUND									
04-1001	PROPERTY TAX	0.00	0.00	0.00 %	0.00	0.00	0.00	0.00	0.00
04-1004	DONATIONS	5.00	964.33	38.57 %	208.00	2,500.00	1,535.67	510.00	510.00
04-1005	INTEREST	11.50	1,448.26	448.26 %	8.00	100.00	(1,348.26)	34.67	36.59
04-1006	NPPD	0.00	0.00	0.00 %	0.00	0.00	0.00	0.00	0.00
04-1007	TRANSFER	7,233.33	79,566.63	91.67 %	7,233.00	86,800.00	7,233.37	56,500.00	54,840.00
04-1008	DONATIONS	0.00	22,746.35	274.64 %	83.00	1,000.00	(21,746.35)	975.00	1,675.00
04-1013	LOCAL SALES TAX	0.00	0.00	0.00 %	0.00	0.00	0.00	0.00	0.00
04-1024	GRAVE OPENING	750.00	5,400.00	108.00 %	417.00	5,000.00	(400.00)	7,650.00	8,550.00
04-1025	CEMETERY LOTS	800.00	12,815.00	256.30 %	417.00	5,000.00	(7,815.00)	7,205.00	8,405.00
04-1050	COLMBARIUM RECEIPTS	750.00	2,250.00	0.00 %	0.00	0.00	(2,250.00)	0.00	0.00
04-1051	MUNICIPAL EQUAL FUND	0.00	0.00	0.00 %	0.00	0.00	0.00	0.00	0.00
04-1055	RECLAIMED LOT SALES	0.00	0.00	0.00 %	83.00	1,000.00	1,000.00	0.00	0.00
04-1062	PERPETUAL CARE	300.00	3,450.00	98.57 %	292.00	3,500.00	50.00	4,050.00	4,500.00
TOTAL Revenue		9,849.83	128,640.57	122.63 %	8,741.00	104,900.00	(23,740.57)	76,924.67	78,516.59
Expense									
CEMETERY FUND									
04-2001	SALARIES	4,796.00	29,154.19	76.72 %	3,167.00	38,000.00	8,845.81	38,334.96	43,861.63
04-2002	EMPLOYEE INSURANCE	437.06	3,886.22	43.67 %	742.00	8,900.00	5,013.78	3,722.52	4,031.71
04-2003	EMPLOYEE IRS SIMPLE	0.00	0.00	0.00 %	0.00	0.00	0.00	0.00	0.00
04-2004	SUPPLIES	331.80	5,722.46	114.45 %	417.00	5,000.00	(722.46)	4,710.57	4,920.85
04-2005	REPAIR & MAINTENANCE	1,489.80	2,704.56	54.09 %	417.00	5,000.00	2,295.44	3,070.32	3,321.83
04-2006	UTILITIES-ELECTRIC	322.03	1,462.66	162.52 %	75.00	900.00	(562.66)	811.75	1,056.99
04-2008	TELEPHONE	103.72	1,062.70	96.61 %	92.00	1,100.00	37.30	982.65	1,046.33
04-2010	INSURANCE	0.00	2,678.66	89.29 %	250.00	3,000.00	321.34	2,906.38	2,906.38
04-2012	MISCELLANEOUS	157.50	547.45	27.37 %	167.00	2,000.00	1,452.55	1,269.35	1,290.50
04-2026	CAPITAL OUTLAY	1,614.82	21,670.97	619.17 %	292.00	3,500.00	(18,170.97)	1,296.11	1,296.11
04-2027	GAS & OIL	624.87	2,558.07	51.16 %	417.00	5,000.00	2,441.93	1,921.16	2,385.76
04-2038	FUTURE CAPITAL	0.00	0.00	0.00 %	1,000.00	12,000.00	12,000.00	12,021.30	12,021.30
04-2095	CITY SHARE FICA	297.36	1,807.57	85.34 %	176.00	2,118.00	310.43	2,376.76	2,719.42
04-2096	CITY SHARE MEDICARE	69.55	422.74	47.93 %	74.00	882.00	459.26	555.89	636.03
04-2097	CITY SHARE IRA	69.96	454.18	37.85 %	100.00	1,200.00	745.82	628.21	702.15
04-2098	CITY SHARE ROTH	46.64	302.79	33.64 %	75.00	900.00	597.21	418.81	468.10
TOTAL Expense		10,361.11	74,435.22	83.17 %	7,461.00	89,500.00	15,064.78	75,026.74	82,665.09
PROFIT / (LOSS) :		(511.28)	54,205.35		1,280.00	15,400.00	(38,805.35)	1,897.93	(4,148.50)

City of Gibbon

Account	Account Name	Fiscal Year 20 - 21			Budget			Fiscal Year 19 - 20	
		Current	Year To Date	%Used	Current	Total	Remaining	Year To Date	Total
Revenue									
POLICE FUND									
05-1001	PROPERTY TAX	0.00	0.00	0.00 %	0.00	0.00	0.00	0.00	0.00
05-1002	CONSUMERS 5%	0.00	0.00	0.00 %	0.00	0.00	0.00	0.00	0.00
05-1004	DONATIONS	0.00	379.45	37.02 %	85.00	1,025.00	645.55	0.00	0.00
05-1005	INTEREST	0.00	0.00	0.00 %	2.00	20.00	20.00	0.00	0.00
05-1006	NPPD	0.00	0.00	0.00 %	0.00	0.00	0.00	0.00	0.00
05-1007	TRANSFER	17,687.92	194,567.12	91.67 %	17,688.00	212,255.00	17,687.88	165,916.63	178,989.42
05-1010	STATE AID	0.00	0.00	0.00 %	0.00	0.00	0.00	0.00	0.00
05-1013	LOCAL SALES TAX	0.00	0.00	0.00 %	0.00	0.00	0.00	0.00	0.00
05-1014	PRO RATE	0.00	0.00	0.00 %	0.00	0.00	0.00	0.00	0.00
05-1051	MUNICIPAL EQUAL FUND	0.00	0.00	0.00 %	0.00	0.00	0.00	0.00	0.00
TOTAL Revenue		17,687.92	194,946.57	91.40 %	17,775.00	213,300.00	18,353.43	165,916.63	178,989.42

Expense									
POLICE FUND									
05-2001	SALARIES	0.00	0.00	0.00 %	0.00	0.00	0.00	0.00	0.00
05-2004	SUPPLIES	0.00	0.00	0.00 %	0.00	0.00	0.00	0.00	0.00
05-2005	REPAIR & MAINTENANCE	0.00	0.00	0.00 %	17.00	200.00	200.00	0.00	0.00
05-2006	UTILITIES-ELECTRIC	56.74	395.93	56.56 %	58.00	700.00	304.07	499.43	575.16
05-2007	UTILITIES-SOURCE GAS	9.52	917.37	50.96 %	150.00	1,800.00	882.63	835.75	851.30
05-2008	TELEPHONE	63.86	698.75	87.34 %	67.00	800.00	101.25	686.05	749.31
05-2010	INSURANCE	0.00	0.00	0.00 %	42.00	500.00	500.00	0.00	0.00
05-2013	OFFICE SUPPLIES	0.00	0.00	0.00 %	0.00	0.00	0.00	0.00	0.00
05-2022	TRAVEL & CONF. MILE	0.00	0.00	0.00 %	0.00	0.00	0.00	0.00	0.00
05-2024	TRANSFER	0.00	0.00	0.00 %	0.00	0.00	0.00	0.00	0.00
05-2026	CAPITAL OUTLAY	0.00	0.00	0.00 %	0.00	0.00	0.00	0.00	0.00
05-2027	GAS & OIL	0.00	0.00	0.00 %	0.00	0.00	0.00	0.00	0.00
05-2038	FUTURE CAPITAL	0.00	0.00	0.00 %	0.00	0.00	0.00	0.00	0.00
05-2041	DOG EXPENSE	0.00	0.00	0.00 %	0.00	0.00	0.00	0.00	0.00
05-2042	CLEANING	0.00	0.00	0.00 %	0.00	0.00	0.00	0.00	0.00
05-2043	DUES & CONV	0.00	0.00	0.00 %	0.00	0.00	0.00	0.00	0.00
05-2044	SHERIFF ALLOWANCE	17,441.67	191,858.37	91.67 %	17,442.00	209,300.00	17,441.63	162,043.05	176,813.65
05-2090	N CASH RESERVE	0.00	0.00	0.00 %	0.00	0.00	0.00	0.00	0.00
05-2095	CITY SHARE FICA	0.00	0.00	0.00 %	0.00	0.00	0.00	0.00	0.00
05-2096	CITY SHARE MEDICARE	0.00	0.00	0.00 %	0.00	0.00	0.00	0.00	0.00
05-2098	CITY SHARE ROTH	0.00	0.00	0.00 %	0.00	0.00	0.00	0.00	0.00
TOTAL Expense		17,571.79	193,870.42	90.89 %	17,776.00	213,300.00	19,429.58	164,064.28	178,989.42

PROFIT / (LOSS) :

116.13	1,076.15	(1.00)	0.00	(1,076.15)	1,852.35	0.00
---------------	-----------------	---------------	-------------	-------------------	-----------------	-------------

City of Gibbon

Account	Account Name	Fiscal Year 20 - 21			Budget			Fiscal Year 19 - 20	
		Current	Year To Date	%Used	Current	Total	Remaining	Year To Date	Total
Revenue									
POOL FUND									
06-1001	PROPERTY TAX	0.00	0.00	0.00 %	0.00	0.00	0.00	0.00	0.00
06-1002	CONSUMERS 5%	0.00	0.00	0.00 %	0.00	0.00	0.00	0.00	0.00
06-1004	DONATIONS	245.00	2,386.88	477.38 %	42.00	500.00	(1,886.88)	100.00	100.00
06-1005	INTEREST	0.00	0.00	0.00 %	0.00	0.00	0.00	0.00	0.00
06-1006	NPPD	0.00	0.00	0.00 %	0.00	0.00	0.00	0.00	0.00
06-1007	TRANSFER	5,683.33	62,516.63	91.67 %	5,683.00	68,200.00	5,683.37	9,800.00	11,397.85
06-1010	STATE AID	0.00	0.00	0.00 %	0.00	0.00	0.00	0.00	0.00
06-1013	LOCAL SALES TAX	0.00	0.00	0.00 %	0.00	0.00	0.00	0.00	0.00
06-1014	PRO RATE	0.00	0.00	0.00 %	0.00	0.00	0.00	0.00	0.00
06-1019	POOL RECEIPTS	3,404.83	19,544.68	217.16 %	750.00	9,000.00	(10,544.68)	75.12	75.12
06-1051	MUNICIPAL EQUAL FUND	0.00	0.00	0.00 %	0.00	0.00	0.00	0.00	0.00
06-1057	POOL BONDS	0.00	0.00	0.00 %	0.00	0.00	0.00	0.00	0.00
TOTAL Revenue		9,333.16	84,448.19	108.68 %	6,475.00	77,700.00	(6,748.19)	9,975.12	11,572.97
Expense									
POOL FUND									
06-2001	SALARIES	11,201.13	30,720.52	85.33 %	3,000.00	36,000.00	5,279.48	0.00	0.00
06-2002	EMPLOYEE INSURANCE	0.00	0.00	0.00 %	0.00	0.00	0.00	0.00	0.00
06-2003	EMPLOYEE IRS SIMPLE	0.00	0.00	0.00 %	0.00	0.00	0.00	0.00	0.00
06-2004	SUPPLIES	348.79	4,248.51	70.81 %	500.00	6,000.00	1,751.49	102.48	102.48
06-2005	REPAIR & MAINTENANCE	573.02	2,625.12	65.63 %	333.00	4,000.00	1,374.88	1,925.19	1,925.19
06-2006	UTILITIES-ELECTRIC	2,289.48	4,188.96	76.16 %	458.00	5,500.00	1,311.04	693.44	788.49
06-2007	UTILITIES-SOURCE GAS	94.36	362.02	72.40 %	42.00	500.00	137.98	402.70	441.93
06-2008	TELEPHONE	104.02	631.66	70.18 %	75.00	900.00	268.34	394.23	430.29
06-2010	INSURANCE	0.00	7,376.55	147.53 %	417.00	5,000.00	(2,376.55)	7,566.59	7,566.59
06-2012	MISCELLANEOUS	80.00	1,764.45	117.63 %	125.00	1,500.00	(264.45)	318.00	318.00
06-2024	TRANSFER	0.00	40.00	0.00 %	0.00	0.00	(40.00)	0.00	0.00
06-2026	CAPITAL OUTLAY	0.00	9,503.14	118.79 %	667.00	8,000.00	(1,503.14)	0.00	0.00
06-2045	MERCHANDISE FOR RESALE	0.00	0.00	0.00 %	0.00	0.00	0.00	0.00	0.00
06-2046	CHEMICALS	1,052.30	9,301.74	124.02 %	625.00	7,500.00	(1,801.74)	0.00	0.00
06-2048	POOL PROJECT	0.00	0.00	0.00 %	0.00	0.00	0.00	0.00	0.00
06-2090	N CASH RESERVE	0.00	0.00	0.00 %	0.00	0.00	0.00	0.00	0.00
06-2095	CITY SHARE FICA	694.48	1,904.66	90.70 %	175.00	2,100.00	195.34	0.00	0.00
06-2096	CITY SHARE MEDICARE	162.44	445.45	63.64 %	58.00	700.00	254.55	0.00	0.00
06-2097	CITY SHARE IRA	0.00	0.00	0.00 %	0.00	0.00	0.00	0.00	0.00
06-2098	CITY SHARE ROTH	0.00	0.00	0.00 %	0.00	0.00	0.00	0.00	0.00
TOTAL Expense		16,600.02	73,112.78	94.10 %	6,475.00	77,700.00	4,587.22	11,402.63	11,572.97
PROFIT / (LOSS) :		(7,266.86)	11,335.41		0.00	0.00	(11,335.41)	(1,427.51)	0.00

City of Gibbon

Account	Account Name	Fiscal Year 20 - 21			Budget			Fiscal Year 19 - 20	
		Current	Year To Date	%Used	Current	Total	Remaining	Year To Date	Total
Revenue									
PARK FUND									
07-1001	PROPERTY TAX	0.00	0.00	0.00 %	0.00	0.00	0.00	0.00	0.00
07-1002	CONSUMERS 5%	0.00	0.00	0.00 %	0.00	0.00	0.00	0.00	0.00
07-1004	DONATIONS	0.00	0.00	0.00 %	83.00	1,000.00	1,000.00	534.57	534.57
07-1005	INTEREST	0.00	0.00	0.00 %	0.00	0.00	0.00	0.00	0.00
07-1006	NPPD	0.00	0.00	0.00 %	0.00	0.00	0.00	0.00	0.00
07-1007	TRANSFER	18,633.33	204,966.63	91.67 %	18,633.00	223,600.00	18,633.37	192,009.62	219,840.89
07-1008	DONATIONS	0.00	0.00	0.00 %	0.00	0.00	0.00	0.00	0.00
07-1010	STATE AID	0.00	0.00	0.00 %	0.00	0.00	0.00	0.00	0.00
07-1013	LOCAL SALES TAX	0.00	0.00	0.00 %	0.00	0.00	0.00	0.00	0.00
07-1014	PRO RATE	0.00	0.00	0.00 %	0.00	0.00	0.00	0.00	0.00
07-1028	REIMBURSEMENT	0.00	0.00	0.00 %	0.00	0.00	0.00	0.00	0.00
07-1034	FEDERAL/STATE GRANTS	0.00	0.00	0.00 %	0.00	0.00	0.00	0.00	0.00
07-1051	MUNICIPAL EQUAL FUND	0.00	0.00	0.00 %	0.00	0.00	0.00	0.00	0.00
TOTAL Revenue		18,633.33	204,966.63	91.26 %	18,716.00	224,600.00	19,633.37	192,544.19	220,375.46
Expense									
PARK FUND									
07-2001	SALARIES	14,401.15	104,525.60	125.93 %	6,917.00	83,000.00	(21,525.60)	85,212.07	92,961.59
07-2002	EMPLOYEE INSURANCE	(830.29)	22,234.09	67.38 %	2,750.00	33,000.00	10,765.91	23,018.13	24,765.15
07-2003	EMPLOYEE IRS SIMPLE	0.00	0.00	0.00 %	0.00	0.00	0.00	0.00	0.00
07-2004	SUPPLIES	728.21	14,389.09	95.93 %	1,250.00	15,000.00	610.91	17,184.57	17,669.46
07-2005	REPAIR & MAINTENANCE	2,391.88	11,201.90	56.01 %	1,667.00	20,000.00	8,798.10	9,225.67	12,192.42
07-2006	UTILITIES-ELECTRIC	661.80	5,907.08	98.45 %	500.00	6,000.00	92.92	6,114.74	6,674.58
07-2008	TELEPHONE	135.51	1,689.99	84.50 %	167.00	2,000.00	310.01	1,300.22	1,425.16
07-2010	INSURANCE	0.00	9,324.36	93.24 %	833.00	10,000.00	675.64	8,229.27	8,229.27
07-2012	MISCELLANEOUS	0.00	1,489.23	74.46 %	167.00	2,000.00	510.77	1,222.52	1,222.52
07-2024	TRANSFER	0.00	0.00	0.00 %	0.00	0.00	0.00	0.00	0.00
07-2026	CAPITAL OUTLAY	0.00	24,223.48	96.89 %	2,083.00	25,000.00	776.52	29,010.56	29,010.56
07-2027	GAS & OIL	1,005.32	6,059.36	67.33 %	750.00	9,000.00	2,940.64	5,188.24	5,796.90
07-2049	EQUIPMENT PARK	0.00	0.00	0.00 %	167.00	2,000.00	2,000.00	0.00	0.00
07-2050	MOWING	0.00	0.00	0.00 %	0.00	0.00	0.00	0.00	0.00
07-2051	GOLF COURSE	0.00	0.00	0.00 %	0.00	0.00	0.00	0.00	0.00
07-2052	BALL DIAMOND IMPROV	0.00	0.00	0.00 %	0.00	0.00	0.00	0.00	0.00
07-2053	PARK IMPROVEMENTS	0.00	0.00	0.00 %	0.00	0.00	0.00	0.00	0.00
07-2054	HERITAGE CENTER	180.97	6,044.96	100.75 %	500.00	6,000.00	(44.96)	5,776.95	6,020.41
07-2055	COMMUNITY CENTER	0.00	0.00	0.00 %	0.00	0.00	0.00	0.00	0.00
07-2056	STUMP REMOVAL TREES	0.00	0.00	0.00 %	167.00	2,000.00	2,000.00	1,400.00	1,400.00
07-2057	NEW BALL PARK	0.00	0.00	0.00 %	0.00	0.00	0.00	0.00	0.00
07-2070	GRANT EXPENSE	0.00	0.00	0.00 %	0.00	0.00	0.00	0.00	0.00
07-2085	Heritage Center & CC Expense	0.00	189.65	0.00 %	0.00	0.00	(189.65)	1,873.77	2,843.99
07-2095	CITY SHARE FICA	892.88	6,480.56	121.52 %	444.00	5,333.00	(1,147.56)	5,287.65	5,768.12
07-2096	CITY SHARE MEDICARE	208.81	1,515.64	142.05 %	89.00	1,067.00	(448.64)	1,236.64	1,349.01
07-2097	CITY SHARE IRA	91.00	1,783.85	92.91 %	160.00	1,920.00	136.15	1,642.07	1,827.82
07-2098	CITY SHARE ROTH	60.66	1,159.67	90.60 %	107.00	1,280.00	120.33	1,094.66	1,218.50
TOTAL Expense		19,927.90	218,218.51	97.16 %	18,718.00	224,600.00	6,381.49	204,017.73	220,375.46

City of Gibbon

Account	Account Name	Fiscal Year 20 - 21			Budget			Fiscal Year 19 - 20	
		Current	Year To Date	%Used	Current	Total	Remaining	Year To Date	Total
PROFIT / (LOSS) :		(1,294.57)	(13,251.88)		(2.00)	0.00	13,251.88	(11,473.54)	0.00
Revenue									
FIRE FUND									
08-1001	PROPERTY TAX	0.00	0.00	0.00 %	0.00	0.00	0.00	0.00	0.00
08-1002	CONSUMERS 5%	0.00	0.00	0.00 %	0.00	0.00	0.00	0.00	0.00
08-1004	DONATIONS	0.00	1,027.50	102.75 %	83.00	1,000.00	(27.50)	420.00	420.00
08-1005	INTEREST	0.00	0.00	0.00 %	0.00	0.00	0.00	0.00	0.00
08-1006	NPPD	0.00	0.00	0.00 %	0.00	0.00	0.00	0.00	0.00
08-1007	TRANSFER	5,008.33	55,091.63	91.67 %	5,008.00	60,100.00	5,008.37	55,045.87	60,050.04
08-1010	STATE AID	0.00	0.00	0.00 %	0.00	0.00	0.00	0.00	0.00
08-1013	LOCAL SALES TAX	0.00	0.00	0.00 %	0.00	0.00	0.00	0.00	0.00
08-1014	PRO RATE	0.00	0.00	0.00 %	0.00	0.00	0.00	0.00	0.00
08-1030	RURAL FIRE DIST.	0.00	8,745.60	60.31 %	1,208.00	14,500.00	5,754.40	3,187.50	4,040.10
08-1034	FEDERAL/STATE GRANTS	0.00	0.00	0.00 %	0.00	0.00	0.00	0.00	0.00
08-1037	WARRANTS/LOAN	0.00	0.00	0.00 %	0.00	0.00	0.00	0.00	0.00
08-1048	OCCUPATION TAX	0.00	0.00	0.00 %	0.00	0.00	0.00	0.00	0.00
08-1051	MUNICIPAL EQUAL FUND	0.00	0.00	0.00 %	0.00	0.00	0.00	0.00	0.00
TOTAL Revenue		5,008.33	64,864.73	85.80 %	6,299.00	75,600.00	10,735.27	58,653.37	64,510.14
Expense									
FIRE FUND									
08-2004	SUPPLIES	0.00	1,286.20	25.72 %	417.00	5,000.00	3,713.80	1,316.50	1,316.50
08-2005	REPAIR & MAINTENANCE	0.00	756.44	15.13 %	417.00	5,000.00	4,243.56	996.98	996.98
08-2006	UTILITIES-ELECTRIC	201.81	1,550.94	51.70 %	250.00	3,000.00	1,449.06	1,874.58	2,135.99
08-2007	UTILITIES-SOURCE GAS	28.56	2,808.29	70.21 %	333.00	4,000.00	1,191.71	2,507.31	2,553.94
08-2008	TELEPHONE	0.00	0.00	0.00 %	0.00	0.00	0.00	0.00	0.00
08-2010	INSURANCE	0.00	29,790.19	93.09 %	2,667.00	32,000.00	2,209.81	29,523.87	29,523.87
08-2012	MISCELLANEOUS	0.00	0.00	0.00 %	167.00	2,000.00	2,000.00	0.00	0.00
08-2022	TRAVEL & CONF. MILE	0.00	0.00	0.00 %	0.00	0.00	0.00	0.00	0.00
08-2026	CAPITAL OUTLAY	0.00	8,090.00	53.93 %	1,250.00	15,000.00	6,910.00	0.00	0.00
08-2038	FUTURE CAPITAL	0.00	0.00	0.00 %	0.00	0.00	0.00	0.00	0.00
08-2058	ALLOWANCE	800.00	8,800.00	91.67 %	800.00	9,600.00	800.00	8,800.00	9,600.00
08-2095	CITY SHARE FICA	0.00	0.00	0.00 %	0.00	0.00	0.00	0.00	0.00
08-2096	CITY SHARE MEDICARE	0.00	0.00	0.00 %	0.00	0.00	0.00	0.00	0.00
TOTAL Expense		1,030.37	53,082.06	70.21 %	6,301.00	75,600.00	22,517.94	45,019.24	46,127.28
PROFIT / (LOSS) :		3,977.96	11,782.67		(2.00)	0.00	(11,782.67)	13,634.13	18,382.86

City of Gibbon

Account	Account Name	Fiscal Year 20 - 21			Budget			Fiscal Year 19 - 20	
		Current	Year To Date	%Used	Current	Total	Remaining	Year To Date	Total
Revenue									
LIBRARY FUND									
09-1001	PROPERTY TAX	0.00	0.00	0.00 %	0.00	0.00	0.00	0.00	0.00
09-1004	DONATIONS	69.68	684.25	136.85 %	42.00	500.00	(184.25)	459.47	562.79
09-1005	INTEREST	0.00	0.00	0.00 %	0.00	0.00	0.00	0.00	0.00
09-1006	NPPD	0.00	0.00	0.00 %	0.00	0.00	0.00	0.00	0.00
09-1007	TRANSFER	8,566.67	94,233.37	91.67 %	8,567.00	102,800.00	8,566.63	81,845.80	93,722.50
09-1013	LOCAL SALES TAX	0.00	0.00	0.00 %	0.00	0.00	0.00	0.00	0.00
09-1031	LIBRARY FEES	0.00	16.60	1.66 %	83.00	1,000.00	983.40	293.19	293.19
09-1034	FEDERAL/STATE GRANTS	0.00	0.00	0.00 %	0.00	0.00	0.00	0.00	0.00
09-1051	MUNICIPAL EQUAL FUND	0.00	0.00	0.00 %	0.00	0.00	0.00	0.00	0.00
09-1056	LOST BOOK	0.00	5.99	5.99 %	8.00	100.00	94.01	2.99	2.99
TOTAL Revenue		8,636.35	94,940.21	90.94 %	8,700.00	104,400.00	9,459.79	82,601.45	94,581.47
Expense									
LIBRARY FUND									
09-2001	SALARIES	4,630.62	53,531.28	91.51 %	4,875.00	58,500.00	4,968.72	48,380.24	52,887.03
09-2002	EMPLOYEE INSURANCE	0.00	0.00	0.00 %	0.00	0.00	0.00	0.00	0.00
09-2003	EMPLOYEE IRS SIMPLE	0.00	0.00	0.00 %	0.00	0.00	0.00	0.00	0.00
09-2004	SUPPLIES	228.45	2,647.21	75.63 %	292.00	3,500.00	852.79	2,948.33	3,331.77
09-2005	REPAIR & MAINTENANCE	0.00	2,499.49	62.49 %	333.00	4,000.00	1,500.51	3,167.98	4,219.98
09-2006	UTILITIES-ELECTRIC	1,148.43	6,222.81	75.89 %	683.00	8,200.00	1,977.19	5,405.61	6,288.35
09-2010	INSURANCE	0.00	3,624.56	72.49 %	417.00	5,000.00	1,375.44	3,609.53	3,609.53
09-2012	MISCELLANEOUS	35.07	627.55	41.84 %	125.00	1,500.00	872.45	739.66	1,358.35
09-2024	TRANSFER	0.00	0.00	0.00 %	0.00	0.00	0.00	0.00	0.00
09-2026	CAPITAL OUTLAY	0.00	1,115.30	55.76 %	167.00	2,000.00	884.70	1,603.50	1,996.49
09-2038	FUTURE CAPITAL	0.00	0.00	0.00 %	0.00	0.00	0.00	0.00	2,100.00
09-2060	UPKEEP	97.16	971.39	57.14 %	142.00	1,700.00	728.61	1,188.60	1,188.60
09-2061	BOOKS	876.95	9,478.96	90.28 %	875.00	10,500.00	1,021.04	7,999.66	10,074.38
09-2062	MAGAZINES	38.91	2,941.22	65.36 %	375.00	4,500.00	1,558.78	2,771.44	3,481.20
09-2070	GRANT EXPENSE	0.00	0.00	0.00 %	0.00	0.00	0.00	0.00	0.00
09-2090	N CASH RESERVE	0.00	0.00	0.00 %	0.00	0.00	0.00	0.00	0.00
09-2095	CITY SHARE FICA	287.11	3,318.93	90.51 %	306.00	3,667.00	348.07	2,999.56	3,278.99
09-2096	CITY SHARE MEDICARE	67.15	776.20	58.23 %	111.00	1,333.00	556.80	701.45	766.80
09-2097	CITY SHARE IRA	0.00	0.00	0.00 %	0.00	0.00	0.00	0.00	0.00
09-2098	CITY SHARE ROTH	0.00	0.00	0.00 %	0.00	0.00	0.00	0.00	0.00
TOTAL Expense		7,409.85	87,754.90	84.06 %	8,701.00	104,400.00	16,645.10	81,515.56	94,581.47
PROFIT / (LOSS) :		1,226.50	7,185.31		(1.00)	0.00	(7,185.31)	1,085.89	0.00

City of Gibbon

Account	Account Name	Fiscal Year 20 - 21			Budget			Fiscal Year 19 - 20	
		Current	Year To Date	%Used	Current	Total	Remaining	Year To Date	Total
Revenue									
STREET LIGHTS									
10-1001	PROPERTY TAX	0.00	0.00	0.00 %	0.00	0.00	0.00	0.29	0.29
10-1002	CONSUMERS 5%	0.00	0.00	0.00 %	0.00	0.00	0.00	0.00	0.00
10-1004	DONATIONS	0.00	(1,997.95)	0.00 %	0.00	0.00	1,997.95	0.00	0.00
10-1005	INTEREST	0.00	0.00	0.00 %	1.00	10.00	10.00	0.00	0.00
10-1006	NPPD	0.00	0.00	0.00 %	0.00	0.00	0.00	0.00	0.00
10-1007	TRANSFER	3,499.17	38,490.87	91.67 %	3,499.00	41,990.00	3,499.13	38,490.87	41,162.48
10-1010	STATE AID	0.00	0.00	0.00 %	0.00	0.00	0.00	0.00	0.00
TOTAL Revenue		3,499.17	36,492.92	86.89 %	3,500.00	42,000.00	5,507.08	38,491.16	41,162.77
Expense									
STREET LIGHTS									
10-2006	UTILITIES-ELECTRIC	2,999.00	32,921.79	82.30 %	3,333.00	40,000.00	7,078.21	32,096.96	35,037.93
10-2012	MISCELLANEOUS	0.00	55.32	2.77 %	167.00	2,000.00	1,944.68	582.81	582.81
10-2026	CAPITAL OUTLAY	0.00	0.00	0.00 %	0.00	0.00	0.00	0.00	0.00
TOTAL Expense		2,999.00	32,977.11	78.52 %	3,500.00	42,000.00	9,022.89	32,679.77	35,620.74
PROFIT / (LOSS) :		500.17	3,515.81		0.00	0.00	(3,515.81)	5,811.39	5,542.03

City of Gibbon

Account	Account Name	Fiscal Year 20 - 21			Budget			Fiscal Year 19 - 20	
		Current	Year To Date	%Used	Current	Total	Remaining	Year To Date	Total
Revenue									
HEALTH CENTER									
11-1005	INTEREST	0.00	0.00	0.00 %	0.00	0.00	0.00	0.00	0.00
11-1006	NPPD	0.00	0.00	0.00 %	0.00	0.00	0.00	0.00	0.00
11-1007	TRANSFER	0.00	0.00	0.00 %	0.00	0.00	0.00	0.00	0.00
11-1009	RENT	0.00	0.00	0.00 %	0.00	0.00	0.00	0.00	0.00
TOTAL Revenue		0.00	0.00	0.00 %	0.00	0.00	0.00	0.00	0.00
Expense									
HEALTH CENTER									
11-2004	SUPPLIES	0.00	0.00	0.00 %	0.00	0.00	0.00	0.00	0.00
11-2005	REPAIR & MAINTENANCE	0.00	0.00	0.00 %	0.00	0.00	0.00	0.00	0.00
11-2007	UTILITIES-SOURCE GAS	0.00	0.00	0.00 %	0.00	0.00	0.00	0.00	0.00
11-2010	INSURANCE	0.00	0.00	0.00 %	0.00	0.00	0.00	0.00	0.00
11-2024	TRANSFER	0.00	0.00	0.00 %	0.00	0.00	0.00	0.00	0.00
11-2026	CAPITAL OUTLAY	0.00	0.00	0.00 %	0.00	0.00	0.00	0.00	0.00
11-2093	H CENTER TAXES	0.00	0.00	0.00 %	0.00	0.00	0.00	0.00	0.00
TOTAL Expense		0.00	0.00	0.00 %	0.00	0.00	0.00	0.00	0.00
PROFIT / (LOSS) :		0.00	0.00		0.00	0.00	0.00	0.00	0.00

City of Gibbon

Account	Account Name	Fiscal Year 20 - 21			Budget			Fiscal Year 19 - 20	
		Current	Year To Date	%Used	Current	Total	Remaining	Year To Date	Total
Revenue									
SEWER FUND									
12-1001	PROPERTY TAX	0.00	0.00	0.00 %	0.00	0.00	0.00	0.00	0.00
12-1004	DONATIONS	0.00	10,530.99	0.00 %	0.00	0.00	(10,530.99)	1,500.00	1,500.00
12-1005	INTEREST	55.83	534.53	106.91 %	42.00	500.00	(34.53)	728.68	783.36
12-1006	NPPD	0.00	0.00	0.00 %	0.00	0.00	0.00	0.00	0.00
12-1007	TRANSFER	0.00	125,000.00	100.00 %	10,417.00	125,000.00	0.00	125,000.00	124,769.90
12-1032	COLLECTIONS	22,124.11	232,544.32	96.89 %	20,000.00	240,000.00	7,455.68	221,355.50	241,638.50
12-1052	LATE FEES & RECONNECT	285.00	3,832.50	76.65 %	417.00	5,000.00	1,167.50	4,005.00	4,447.50
12-1054	UTILITY DEPOSITS	0.00	0.00	0.00 %	0.00	0.00	0.00	0.00	0.00
TOTAL Revenue		22,464.94	372,442.34	100.52 %	30,876.00	370,500.00	(1,942.34)	352,589.18	373,139.26

Expense									
SEWER FUND									
12-2001	SALARIES	4,767.41	65,922.27	87.90 %	6,250.00	75,000.00	9,077.73	62,522.59	67,671.13
12-2002	EMPLOYEE INSURANCE	1,802.71	25,125.01	67.91 %	3,083.00	37,000.00	11,874.99	27,800.42	30,609.29
12-2003	EMPLOYEE IRS SIMPLE	0.00	0.00	0.00 %	0.00	0.00	0.00	0.00	0.00
12-2004	SUPPLIES	0.00	1,394.00	139.40 %	83.00	1,000.00	(394.00)	1,594.24	1,732.25
12-2005	REPAIR & MAINTENANCE	4,700.00	12,059.18	80.39 %	1,250.00	15,000.00	2,940.82	37,784.07	38,135.29
12-2006	UTILITIES-ELECTRIC	942.21	6,833.75	85.42 %	667.00	8,000.00	1,166.25	7,433.61	8,560.00
12-2007	UTILITIES-SOURCE GAS	10.04	454.08	60.54 %	62.00	750.00	295.92	528.27	549.75
12-2008	TELEPHONE	64.87	728.68	0.00 %	0.00	0.00	(728.68)	631.42	677.15
12-2009	PROFESSIONAL	0.00	1,568.00	0.00 %	0.00	0.00	(1,568.00)	13,549.52	13,802.67
12-2010	INSURANCE	0.00	3,090.15	154.51 %	167.00	2,000.00	(1,090.15)	3,245.50	3,245.50
12-2013	OFFICE SUPPLIES	0.00	0.00	0.00 %	83.00	1,000.00	1,000.00	0.00	0.00
12-2015	CHEMICAL & INSECT	0.00	0.00	0.00 %	33.00	400.00	400.00	0.00	0.00
12-2024	TRANSFER	0.00	200,000.00	162.17 %	10,277.00	123,325.00	(76,675.00)	0.00	0.00
12-2025	RE IMPROVEMENTS	0.00	0.00	0.00 %	984.00	11,803.00	11,803.00	0.00	0.00
12-2026	CAPITAL OUTLAY	0.00	5,502.00	14.11 %	3,250.00	39,000.00	33,498.00	120,629.42	120,629.42
12-2027	GAS & OIL	198.86	1,354.47	135.45 %	83.00	1,000.00	(354.47)	1,188.92	1,242.72
12-2046	CHEMICALS	0.00	0.00	0.00 %	125.00	1,500.00	1,500.00	0.00	0.00
12-2063	CLEAN SEWER/CULVERTS	0.00	23,230.89	232.31 %	833.00	10,000.00	(13,230.89)	10,530.40	10,530.40
12-2064	SEWER LINES	0.00	0.00	0.00 %	0.00	0.00	0.00	20,695.80	20,695.80
12-2065	CONSULTING	0.00	14,971.22	124.76 %	1,000.00	12,000.00	(2,971.22)	16,069.36	16,069.36
12-2066	CONTRACTOR COSTS	0.00	0.00	0.00 %	0.00	0.00	0.00	0.00	0.00
12-2067	B & 1940 PAYMENT	0.00	0.00	0.00 %	16,667.00	200,000.00	200,000.00	200,000.00	200,000.00
12-2095	CITY SHARE FICA	295.56	4,087.18	90.83 %	375.00	4,500.00	412.82	3,876.21	4,195.40
12-2096	CITY SHARE MEDICARE	69.12	955.78	83.11 %	96.00	1,150.00	194.22	906.45	981.08
12-2097	CITY SHARE IRA	143.03	1,900.36	84.46 %	188.00	2,250.00	349.64	1,875.76	2,030.21
12-2098	CITY SHARE ROTH	95.34	1,210.58	80.71 %	125.00	1,500.00	289.42	1,250.46	1,353.44
TOTAL Expense		13,089.15	370,387.60	67.57 %	45,681.00	548,178.00	177,790.40	532,112.42	542,710.86

PROFIT / (LOSS) :

9,375.79	2,054.74	(14,805.00)	(177,678.00)	(179,732.74)	(179,523.24)	(169,571.60)
-----------------	-----------------	--------------------	---------------------	---------------------	---------------------	---------------------

City of Gibbon

Account	Account Name	Fiscal Year 20 - 21			Budget			Fiscal Year 19 - 20	
		Current	Year To Date	%Used	Current	Total	Remaining	Year To Date	Total
Revenue									
GARBAGE FUND									
13-1005	INTEREST	0.00	2.39	0.00 %	0.00	0.00	(2.39)	0.00	0.00
13-1007	TRANSFER	625.00	6,875.00	91.67 %	625.00	7,500.00	625.00	6,865.87	7,490.04
13-1033	RECEIPTS	8,543.30	94,262.69	94.26 %	8,333.00	100,000.00	5,737.31	95,395.61	104,263.86
13-1034	FEDERAL/STATE GRANTS	0.00	0.00	0.00 %	0.00	0.00	0.00	0.00	0.00
13-1035	LANDFILL/GRASS	50.00	1,671.99	167.20 %	83.00	1,000.00	(671.99)	3,033.40	3,058.40
TOTAL Revenue		9,218.30	102,812.07	94.76 %	9,041.00	108,500.00	5,687.93	105,294.88	114,812.30
Expense									
GARBAGE FUND									
13-2010	INSURANCE	0.00	0.00	0.00 %	42.00	500.00	500.00	0.00	0.00
13-2068	GARBAGE SERVICE	8,795.20	94,373.60	94.37 %	8,333.00	100,000.00	5,626.40	91,619.55	100,041.15
13-2069	LANDFILL	0.00	5,383.29	67.29 %	667.00	8,000.00	2,616.71	4,085.44	4,085.44
13-2070	GRANT EXPENSE	0.00	0.00	0.00 %	0.00	0.00	0.00	0.00	0.00
TOTAL Expense		8,795.20	99,756.89	91.94 %	9,042.00	108,500.00	8,743.11	95,704.99	104,126.59
PROFIT / (LOSS) :		423.10	3,055.18		(1.00)	0.00	(3,055.18)	9,589.89	10,685.71

City of Gibbon

Account	Account Name	Fiscal Year 20 - 21			Budget			Fiscal Year 19 - 20	
		Current	Year To Date	%Used	Current	Total	Remaining	Year To Date	Total
Revenue									
WATER FUND									
14-1001	PROPERTY TAX	0.00	0.00	0.00 %	0.00	0.00	0.00	0.00	0.00
14-1004	DONATIONS	25.00	4,712.20	235.61 %	167.00	2,000.00	(2,712.20)	1,322.22	5,994.43
14-1005	INTEREST	30.74	266.76	97.00 %	23.00	275.00	8.24	278.10	303.85
14-1006	NPPD	0.00	0.00	0.00 %	0.00	0.00	0.00	0.00	0.00
14-1007	TRANSFER	0.00	0.00	0.00 %	0.00	0.00	0.00	0.00	0.00
14-1013	LOCAL SALES TAX	0.00	0.00	0.00 %	0.00	0.00	0.00	0.00	0.00
14-1032	COLLECTIONS	39,507.77	309,122.82	116.65 %	22,083.00	265,000.00	(44,122.82)	282,032.68	314,491.68
14-1037	WARRANTS/LOAN	0.00	0.00	0.00 %	0.00	0.00	0.00	0.00	0.00
14-1038	HOOKUPS/TAPPING	0.00	0.00	0.00 %	21.00	250.00	250.00	2,994.44	2,994.44
14-1052	LATE FEES & RECONNECT	285.00	4,112.50	82.25 %	417.00	5,000.00	887.50	4,060.00	4,637.98
14-1054	UTILITY DEPOSITS	0.00	0.00	0.00 %	0.00	0.00	0.00	0.00	0.00
TOTAL Revenue		39,848.51	318,214.28	116.77 %	22,711.00	272,525.00	(45,689.28)	290,687.44	328,422.38
Expense									
WATER FUND									
14-2001	SALARIES	5,455.33	74,709.53	93.39 %	6,667.00	80,000.00	5,290.47	70,711.42	76,527.60
14-2002	EMPLOYEE INSURANCE	2,333.78	30,995.76	68.88 %	3,750.00	45,000.00	14,004.24	33,407.92	36,776.76
14-2003	EMPLOYEE IRS SIMPLE	0.00	0.00	0.00 %	0.00	0.00	0.00	0.00	0.00
14-2004	SUPPLIES	4,882.09	21,838.96	62.40 %	2,917.00	35,000.00	13,161.04	48,303.08	50,187.59
14-2005	REPAIR & MAINTENANCE	1,395.09	40,214.53	80.43 %	4,167.00	50,000.00	9,785.47	29,954.30	30,000.97
14-2006	UTILITIES-ELECTRIC	6,260.56	24,860.36	95.62 %	2,167.00	26,000.00	1,139.64	20,073.03	27,180.57
14-2007	UTILITIES-SOURCE GAS	57.55	476.19	23.81 %	167.00	2,000.00	1,523.81	569.50	775.58
14-2008	TELEPHONE	80.91	905.11	181.02 %	42.00	500.00	(405.11)	909.42	971.19
14-2009	PROFESSIONAL	0.00	2,103.00	70.10 %	250.00	3,000.00	897.00	15,219.74	15,472.89
14-2010	INSURANCE	0.00	9,818.97	115.52 %	708.00	8,500.00	(1,318.97)	10,467.81	10,467.81
14-2012	MISCELLANEOUS	662.70	(1,327.19)	132.72 %	83.00	1,000.00	2,327.19	286.27	623.52
14-2013	OFFICE SUPPLIES	0.00	0.00	0.00 %	42.00	500.00	500.00	35.90	35.90
14-2024	TRANSFER	0.00	26,320.00	100.00 %	2,193.00	26,320.00	0.00	26,320.00	26,320.00
14-2025	RE IMPROVEMENTS	0.00	0.00	0.00 %	0.00	0.00	0.00	0.00	0.00
14-2026	CAPITAL OUTLAY	0.00	20,793.20	41.59 %	4,167.00	50,000.00	29,206.80	137,327.88	137,327.88
14-2027	GAS & OIL	198.86	1,354.45	270.89 %	42.00	500.00	(854.45)	1,321.49	1,375.29
14-2065	CONSULTING	13,495.45	35,957.26	359.57 %	833.00	10,000.00	(25,957.26)	22,491.48	24,577.35
14-2071	EQUIPMENT	0.00	1,949.94	39.00 %	417.00	5,000.00	3,050.06	0.00	0.00
14-2072	TESTS & CHLORINE	382.04	2,903.03	48.38 %	500.00	6,000.00	3,096.97	1,705.12	2,075.27
14-2073	REFUND	0.00	0.00	0.00 %	0.00	0.00	0.00	0.00	100.00
14-2074	WATER LINES	0.00	0.00	0.00 %	1,697.00	20,361.00	20,361.00	118.38	118.38
14-2075	WELLS	0.00	0.00	0.00 %	1,250.00	15,000.00	15,000.00	0.00	0.00
14-2076	PEOPLE SERVICE	0.00	0.00	0.00 %	0.00	0.00	0.00	0.00	0.00
14-2079	REFUNDS	0.00	0.00	0.00 %	0.00	0.00	0.00	0.00	0.00
14-2095	CITY SHARE FICA	338.21	4,631.94	100.54 %	384.00	4,607.00	(24.94)	4,383.94	4,744.52
14-2096	CITY SHARE MEDICARE	79.08	1,083.05	67.99 %	133.00	1,593.00	509.95	1,025.14	1,109.44
14-2097	CITY SHARE IRA	163.66	2,174.68	88.58 %	205.00	2,455.00	280.32	2,121.48	2,295.97
14-2098	CITY SHARE ROTH	109.11	1,375.07	89.00 %	129.00	1,545.00	169.93	1,414.12	1,530.44
TOTAL Expense		35,894.42	303,137.84	76.77 %	32,910.00	394,881.00	91,743.16	428,167.42	450,594.92

City of Gibbon

Account	Account Name	Fiscal Year 20 - 21			Budget			Fiscal Year 19 - 20	
		Current	Year To Date	%Used	Current	Total	Remaining	Year To Date	Total
PROFIT / (LOSS) :		3,954.09	15,076.44		(10,199.00)	(122,356.00)	(137,432.44)	(137,479.98)	(122,172.54)

City of Gibbon

Account	Account Name	Fiscal Year 20 - 21			Budget			Fiscal Year 19 - 20	
		Current	Year To Date	%Used	Current	Total	Remaining	Year To Date	Total
Revenue									
SPECIAL SEWER									
15-1001	PROPERTY TAX	0.00	0.00	0.00 %	0.00	0.00	0.00	0.00	0.00
15-1004	DONATIONS	0.00	1,216.00	81.07 %	125.00	1,500.00	284.00	35,275.33	35,275.33
15-1005	INTEREST	93.35	1,133.66	206.12 %	46.00	550.00	(583.66)	636.38	707.04
15-1007	TRANSFER	0.00	0.00	0.00 %	0.00	0.00	0.00	0.00	0.00
15-1026	INT & PRIN INDUSTRIES	0.00	350,828.45	76.59 %	38,174.00	458,082.00	107,253.55	467,770.68	467,770.68
15-1028	REIMBURSEMENT	0.00	0.00	0.00 %	0.00	0.00	0.00	0.00	0.00
15-1032	COLLECTIONS	0.00	0.00	0.00 %	10,277.00	123,325.00	123,325.00	0.00	0.00
15-1039	COLLECTIONS-AM FOODS	0.00	783,899.87	92.22 %	70,833.00	850,000.00	66,100.13	892,175.20	892,175.20
15-1040	COLLECTIONS--DARLING	24,627.11	253,509.71	211.26 %	10,000.00	120,000.00	(133,509.71)	198,869.87	198,869.87
TOTAL Revenue		24,720.46	1,390,587.69	89.52 %	129,455.00	1,553,457.00	162,869.31	1,594,727.46	1,594,798.12

Expense									
SPECIAL SEWER									
15-2001	SALARIES	6,845.13	99,161.21	94.44 %	8,750.00	105,000.00	5,838.79	94,280.90	102,007.43
15-2002	EMPLOYEE INSURANCE	2,722.33	39,112.68	69.84 %	4,667.00	56,000.00	16,887.32	41,489.72	45,680.31
15-2003	EMPLOYEE IRS SIMPLE	0.00	0.00	0.00 %	0.00	0.00	0.00	0.00	0.00
15-2004	SUPPLIES	1,019.58	13,561.35	45.20 %	2,500.00	30,000.00	16,438.65	35,943.36	37,352.18
15-2005	REPAIR & MAINTENANCE	22,506.35	58,926.59	29.46 %	16,667.00	200,000.00	141,073.41	164,892.87	168,760.80
15-2006	UTILITIES-ELECTRIC	23,103.20	274,368.89	73.16 %	31,250.00	375,000.00	100,631.11	248,177.52	279,842.36
15-2007	UTILITIES-SOURCE GAS	108.98	1,997.09	66.57 %	250.00	3,000.00	1,002.91	2,038.24	2,161.44
15-2008	TELEPHONE	330.77	3,590.01	79.78 %	375.00	4,500.00	909.99	3,540.75	3,849.37
15-2009	PROFESSIONAL	0.00	3,799.48	189.97 %	167.00	2,000.00	(1,799.48)	17,450.24	17,703.39
15-2010	INSURANCE	0.00	19,746.66	151.90 %	1,083.00	13,000.00	(6,746.66)	20,937.72	20,937.72
15-2012	MISCELLANEOUS	0.00	0.00	0.00 %	167.00	2,000.00	2,000.00	0.00	0.00
15-2024	TRANSFER	0.00	629,082.00	100.00 %	52,424.00	629,082.00	0.00	629,082.00	629,082.00
15-2025	RE IMPROVEMENTS	0.00	0.00	0.00 %	0.00	0.00	0.00	0.00	0.00
15-2026	CAPITAL OUTLAY	0.00	27,897.00	11.16 %	20,833.00	250,000.00	222,103.00	292,968.38	292,968.38
15-2027	GAS & OIL	198.88	1,625.98	32.52 %	417.00	5,000.00	3,374.02	1,189.18	1,242.98
15-2065	CONSULTING	0.00	17,752.35	44.38 %	3,333.00	40,000.00	22,247.65	25,321.23	25,712.79
15-2076	PEOPLE SERVICE	0.00	0.00	0.00 %	0.00	0.00	0.00	0.00	0.00
15-2077	TESTS	4,625.00	59,234.00	148.08 %	3,333.00	40,000.00	(19,234.00)	66,793.45	72,700.95
15-2078	LAGOON CLEANING	0.00	0.00	0.00 %	1,667.00	20,000.00	20,000.00	0.00	0.00
15-2080	FUTURE CO RESER	0.00	0.00	0.00 %	0.00	0.00	0.00	0.00	0.00
15-2095	CITY SHARE FICA	424.41	6,147.80	90.36 %	567.00	6,804.00	656.20	5,845.30	6,324.34
15-2096	CITY SHARE MEDICARE	99.24	1,437.71	110.93 %	108.00	1,296.00	(141.71)	1,366.89	1,478.93
15-2097	CITY SHARE IRA	205.34	2,913.49	109.94 %	221.00	2,650.00	(263.49)	2,828.24	3,060.04
15-2098	CITY SHARE ROTH	136.90	1,835.02	69.25 %	221.00	2,650.00	814.98	1,885.66	2,040.20
TOTAL Expense		62,326.11	1,262,189.31	70.59 %	149,000.00	1,787,982.00	525,792.69	1,656,031.65	1,712,905.61

PROFIT / (LOSS) :	(37,605.65)	128,398.38		(19,545.00)	(234,525.00)	(362,923.38)	(61,304.19)	(118,107.49)
-------------------	--------------------	-------------------	--	--------------------	---------------------	---------------------	--------------------	---------------------

City of Gibbon

Account	Account Name	Fiscal Year 20 - 21			Budget			Fiscal Year 19 - 20	
		Current	Year To Date	%Used	Current	Total	Remaining	Year To Date	Total
Revenue									
BOND & INTEREST									
16-1001	PROPERTY TAX	0.00	0.00	0.00 %	0.00	0.00	0.00	0.00	0.00
16-1002	CONSUMERS 5%	0.00	0.00	0.00 %	0.00	0.00	0.00	0.00	0.00
16-1004	DONATIONS	0.00	22.06	0.00 %	0.00	0.00	(22.06)	0.00	0.00
16-1005	INTEREST	0.00	0.00	0.00 %	0.00	0.00	0.00	0.00	0.00
16-1007	TRANSFER	16,666.67	913,735.37	98.21 %	77,534.00	930,402.00	16,666.63	913,735.37	930,402.04
16-1012	MOTOR VEHICLE TAX	0.00	0.00	0.00 %	0.00	0.00	0.00	0.00	0.00
16-1041	PAVING ASSESSMENT	0.00	0.00	0.00 %	6,250.00	75,000.00	75,000.00	48,524.30	48,524.30
16-1043	SEWER	0.00	0.00	0.00 %	0.00	0.00	0.00	0.00	0.00
16-1044	STREET PROJECT	0.00	0.00	0.00 %	0.00	0.00	0.00	0.00	0.00
16-1045	BOND PROCEEDS	0.00	0.00	0.00 %	0.00	0.00	0.00	0.00	0.00
16-1046	LOAN PAYMENTS CITY	0.00	0.00	0.00 %	0.00	0.00	0.00	0.00	22,500.00
16-1047	TRANSFER INDUSTRIES	0.00	0.00	0.00 %	0.00	0.00	0.00	0.00	0.00
16-1057	POOL BONDS	0.00	0.00	0.00 %	0.00	0.00	0.00	0.00	0.00
TOTAL Revenue		16,666.67	913,757.43	90.88 %	83,784.00	1,005,402.00	91,644.57	962,259.67	1,001,426.34
Expense									
BOND & INTEREST									
16-2079	REFUNDS	0.00	9,478.92	0.00 %	0.00	0.00	(9,478.92)	1,516.38	1,516.38
16-2081	BOND INTEREST	6,718.75	963,350.00	92.50 %	86,793.00	1,041,515.00	78,165.00	938,005.44	938,005.44
16-2087	WATER PROJECT	0.00	0.00	0.00 %	0.00	0.00	0.00	0.00	0.00
16-2088	OTHER COSTS-AMERITUS	200.00	3,360.00	224.00 %	125.00	1,500.00	(1,860.00)	3,850.00	3,850.00
16-2089	FUTURE BONDS	0.00	0.00	0.00 %	0.00	0.00	0.00	0.00	0.00
16-2092	POOL PROJECT	0.00	0.00	0.00 %	0.00	0.00	0.00	0.00	0.00
16-2094	SRF LOAN	0.00	0.00	0.00 %	0.00	0.00	0.00	0.00	0.00
TOTAL Expense		6,918.75	976,188.92	93.59 %	86,918.00	1,043,015.00	66,826.08	943,371.82	943,371.82
PROFIT / (LOSS) :		9,747.92	(62,431.49)		(3,134.00)	(37,613.00)	24,818.49	18,887.85	58,054.52

City of Gibbon

Account	Account Name	Fiscal Year 20 - 21			Budget			Fiscal Year 19 - 20	
		Current	Year To Date	%Used	Current	Total	Remaining	Year To Date	Total
Revenue									
RE IMPROVEMENT FUND									
17-1005	INTEREST	75.28	655.11	145.58 %	38.00	450.00	(205.11)	566.26	638.15
17-1007	TRANSFER	4,583.33	50,416.63	91.67 %	4,583.00	55,000.00	4,583.37	50,416.63	54,999.96
17-1010	STATE AID	0.00	0.00	0.00 %	0.00	0.00	0.00	0.00	0.00
17-1013	LOCAL SALES TAX	0.00	0.00	0.00 %	0.00	0.00	0.00	0.00	0.00
17-1034	FEDERAL/STATE GRANTS	0.00	0.00	0.00 %	0.00	0.00	0.00	0.00	3,750.00
17-1051	MUNICIPAL EQUAL FUND	0.00	0.00	0.00 %	0.00	0.00	0.00	0.00	0.00
TOTAL Revenue		4,658.61	51,071.74	92.10 %	4,621.00	55,450.00	4,378.26	50,982.89	59,388.11
Expense									
RE IMPROVEMENT FUND									
17-2009	PROFESSIONAL	0.00	195.00	0.00 %	0.00	0.00	(195.00)	(1,000.00)	(1,000.00)
17-2024	TRANSFER	0.00	0.00	0.00 %	0.00	0.00	0.00	0.00	0.00
17-2025	RE IMPROVEMENTS	218.82	43,331.02	17.19 %	21,010.00	252,121.63	208,790.61	13,978.48	13,978.48
17-2026	CAPITAL OUTLAY	0.00	0.00	0.00 %	14,583.00	175,000.00	175,000.00	2,908.45	2,908.45
17-2070	GRANT EXPENSE	0.00	0.00	0.00 %	0.00	0.00	0.00	0.00	0.00
TOTAL Expense		218.82	43,526.02	10.19 %	35,593.00	427,121.63	383,595.61	15,886.93	15,886.93
PROFIT / (LOSS) :		4,439.79	7,545.72		(30,972.00)	(371,671.63)	(379,217.35)	35,095.96	43,501.18

City of Gibbon

Account	Account Name	Fiscal Year 20 - 21			Budget			Fiscal Year 19 - 20	
		Current	Year To Date	%Used	Current	Total	Remaining	Year To Date	Total
Revenue									
Golf Course									
18-1001	PROPERTY TAX	0.00	0.00	0.00 %	0.00	0.00	0.00	0.00	0.00
18-1002	CONSUMERS 5%	0.00	0.00	0.00 %	0.00	0.00	0.00	0.00	0.00
18-1004	DONATIONS	12,363.00	49,854.02	332.36 %	1,250.00	15,000.00	(34,854.02)	46,797.42	46,797.42
18-1005	INTEREST	0.00	0.00	0.00 %	0.00	0.00	0.00	0.00	0.00
18-1006	NPPD	0.00	0.00	0.00 %	0.00	0.00	0.00	0.00	0.00
18-1007	TRANSFER	11,941.67	131,358.37	91.67 %	11,942.00	143,300.00	11,941.63	126,041.63	53,199.17
18-1008	DONATIONS	0.00	0.00	0.00 %	0.00	0.00	0.00	0.00	0.00
18-1009	RENT	0.00	0.00	0.00 %	0.00	0.00	0.00	0.00	0.00
18-1010	STATE AID	0.00	0.00	0.00 %	0.00	0.00	0.00	0.00	0.00
18-1013	LOCAL SALES TAX	0.00	0.00	0.00 %	0.00	0.00	0.00	0.00	0.00
18-1014	PRO RATE	0.00	0.00	0.00 %	0.00	0.00	0.00	0.00	0.00
18-1017	STREET ASSESSMENT PRICIPAL	234.34	935.82	0.00 %	0.00	0.00	(935.82)	195.24	227.71
18-1032	COLLECTIONS	0.00	0.00	0.00 %	1,667.00	20,000.00	20,000.00	0.00	0.00
18-1051	MUNICIPAL EQUAL FUND	0.00	0.00	0.00 %	0.00	0.00	0.00	0.00	0.00
18-1052	LATE FEES & RECONNECT	0.00	0.00	0.00 %	0.00	0.00	0.00	0.00	0.00
18-1058	Golf Liquor	19,600.94	56,098.16	140.25 %	3,333.00	40,000.00	(16,098.16)	33,914.49	39,411.78
18-1059	Golf Food	8,275.77	21,794.44	217.94 %	833.00	10,000.00	(11,794.44)	8,351.02	9,931.26
18-1060	Golf Green Fee	13,063.54	44,654.74	223.27 %	1,667.00	20,000.00	(24,654.74)	32,612.41	40,241.50
18-1061	Golf Cart Fee	4,519.42	38,546.90	192.73 %	1,667.00	20,000.00	(18,546.90)	25,723.65	30,291.91
TOTAL Revenue		69,998.68	343,242.45	127.93 %	22,359.00	268,300.00	(74,942.45)	273,635.86	220,100.75

Expense									
Golf Course									
18-2001	SALARIES	7,756.09	67,598.26	67.60 %	8,333.00	100,000.00	32,401.74	74,589.45	82,933.96
18-2002	EMPLOYEE INSURANCE	0.00	11,161.56	34.88 %	2,667.00	32,000.00	20,838.44	23,920.42	24,516.65
18-2003	EMPLOYEE IRS SIMPLE	0.00	0.00	0.00 %	0.00	0.00	0.00	0.00	0.00
18-2004	SUPPLIES	585.24	4,859.14	16.20 %	2,500.00	30,000.00	25,140.86	5,609.23	6,508.01
18-2005	REPAIR & MAINTENANCE	2,051.33	15,633.35	130.28 %	1,000.00	12,000.00	(3,633.35)	13,217.43	13,794.47
18-2006	UTILITIES-ELECTRIC	658.48	10,878.75	98.90 %	917.00	11,000.00	121.25	9,927.25	10,585.25
18-2007	UTILITIES-SOURCE GAS	0.00	0.00	0.00 %	83.00	1,000.00	1,000.00	0.00	0.00
18-2008	TELEPHONE	112.97	1,191.89	99.32 %	100.00	1,200.00	8.11	1,165.33	1,271.17
18-2009	PROFESSIONAL	7,000.00	21,567.82	313.56 %	42.00	500.00	(21,067.82)	45.00	45.00
18-2010	INSURANCE	0.00	5,818.15	145.45 %	333.00	4,000.00	(1,818.15)	6,186.91	6,186.91
18-2011	PRINTING & PUBLICATION	0.00	306.80	30.68 %	83.00	1,000.00	693.20	170.05	170.05
18-2012	MISCELLANEOUS	10,092.20	11,968.64	140.81 %	708.00	8,500.00	(3,468.64)	22,045.13	22,045.13
18-2013	OFFICE SUPPLIES	0.00	0.00	0.00 %	0.00	0.00	0.00	123.25	123.25
18-2015	CHEMICAL & INSECT	100.00	7,361.60	86.61 %	708.00	8,500.00	1,138.40	8,800.43	8,800.43
18-2016	MISC. SUPPLIES	121.45	934.28	0.00 %	0.00	0.00	(934.28)	616.59	811.17
18-2021	LABOR & MACHINE	0.00	0.00	0.00 %	0.00	0.00	0.00	0.00	0.00
18-2022	TRAVEL & CONF. MILE	0.00	0.00	0.00 %	0.00	0.00	0.00	0.00	0.00
18-2023	OFFICE EQUIPMENT	0.00	244.84	0.00 %	0.00	0.00	(244.84)	0.00	0.00
18-2024	TRANSFER	0.00	0.00	0.00 %	0.00	0.00	0.00	0.00	0.00
18-2025	RE IMPROVEMENTS	0.00	0.00	0.00 %	0.00	0.00	0.00	0.00	0.00
18-2026	CAPITAL OUTLAY	0.00	18,439.00	92.20 %	1,667.00	20,000.00	1,561.00	8,558.50	8,558.50
18-2027	GAS & OIL	792.75	3,208.72	64.17 %	417.00	5,000.00	1,791.28	2,124.01	2,764.59
18-2045	MERCHANDISE FOR RESALE	0.00	0.00	0.00 %	83.00	1,000.00	1,000.00	0.00	0.00
18-2083	Liquor Purchased	6,608.23	23,688.96	118.44 %	1,667.00	20,000.00	(3,688.96)	15,564.62	15,868.23

City of Gibbon

Account	Account Name	Fiscal Year 20 - 21			Budget			Fiscal Year 19 - 20	
		Current	Year To Date	%Used	Current	Total	Remaining	Year To Date	Total
Expense (Continued)									
Golf Course									
18-2084	FOOD PURCHASE	720.36	8,466.98	423.35 %	167.00	2,000.00	(6,466.98)	4,722.81	6,138.39
18-2095	CITY SHARE FICA	480.87	4,191.12	72.26 %	483.00	5,800.00	1,608.88	4,624.64	5,142.00
18-2096	CITY SHARE MEDICARE	112.46	980.23	51.59 %	158.00	1,900.00	919.77	1,081.50	1,202.49
18-2097	CITY SHARE IRA	0.00	904.81	52.70 %	143.00	1,717.00	812.19	1,459.44	1,581.06
18-2098	CITY SHARE ROTH	0.00	603.12	50.98 %	99.00	1,183.00	579.88	972.96	1,054.04
TOTAL Expense		37,192.43	220,008.02	82.00 %	22,358.00	268,300.00	48,291.98	205,524.95	220,100.75
PROFIT / (LOSS) :		32,806.25	123,234.43		1.00	0.00	(123,234.43)	68,110.91	0.00
Revenue									
TIF									
19-1001	PROPERTY TAX	0.00	7,770.20	0.00 %	0.00	0.00	(7,770.20)	0.00	0.00
19-1005	INTEREST	0.72	7.18	0.00 %	0.00	0.00	(7.18)	0.00	0.00
19-1071	TIF RECEIPTS	0.00	0.00	0.00 %	1,558.00	18,692.00	18,692.00	2,000.00	2,000.00
TOTAL Revenue		0.72	7,777.38	41.61 %	1,558.00	18,692.00	10,914.62	2,000.00	2,000.00
Expense									
TIF									
19-2012	MISCELLANEOUS	0.00	6,216.16	0.00 %	0.00	0.00	(6,216.16)	0.00	0.00
19-2026	CAPITAL OUTLAY	0.00	0.00	0.00 %	1,246.00	14,954.00	14,954.00	0.00	0.00
19-2039	TIF DEVELOPER PAYMENTS	0.00	0.00	0.00 %	0.00	0.00	0.00	0.00	0.00
19-2040	SPECIAL PROJECTS	0.00	0.00	0.00 %	0.00	0.00	0.00	0.00	0.00
TOTAL Expense		0.00	6,216.16	41.57 %	1,246.00	14,954.00	8,737.84	0.00	0.00
PROFIT / (LOSS) :		0.72	1,561.22		312.00	3,738.00	2,176.78	2,000.00	2,000.00

City of Gibbon

Account	Account Name	Fiscal Year 20 - 21			Budget			Fiscal Year 19 - 20	
		Current	Year To Date	%Used	Current	Total	Remaining	Year To Date	Total
Revenue									
KENO									
20-1005	INTEREST	10.52	53.85	0.00 %	0.00	0.00	(53.85)	0.00	0.00
20-1080	KENO RECEIPTS	3,202.51	46,189.53	288.68 %	1,333.00	16,000.00	(30,189.53)	13,150.37	15,660.96
TOTAL Revenue		3,213.03	46,243.38	289.02 %	1,333.00	16,000.00	(30,243.38)	13,150.37	15,660.96
Expense									
KENO									
20-2012	MISCELLANEOUS	3,261.00	7,917.00	226.20 %	292.00	3,500.00	(4,417.00)	1,964.00	1,964.00
TOTAL Expense		3,261.00	7,917.00	226.20 %	292.00	3,500.00	(4,417.00)	1,964.00	1,964.00
PROFIT / (LOSS) :		(47.97)	38,326.38		1,041.00	12,500.00	(25,826.38)	11,186.37	13,696.96
Revenue									
FIRE/CITY HALL CONST									
21-1004	DONATIONS	0.00	20,000.00	0.00 %	0.00	0.00	(20,000.00)	0.00	0.00
TOTAL Revenue		0.00	20,000.00	0.00 %	0.00	0.00	(20,000.00)	0.00	0.00
Expense									
FIRE/CITY HALL CONST									
21-2012	MISCELLANEOUS	0.00	0.00	0.00 %	0.00	0.00	0.00	0.00	0.00
21-2026	CAPITAL OUTLAY	0.00	175,230.97	0.00 %	0.00	0.00	(175,230.97)	0.00	0.00
21-2065	CONSULTING	0.00	435.00	0.00 %	0.00	0.00	(435.00)	0.00	0.00
21-2066	CONTRACTOR COSTS	0.00	0.00	0.00 %	0.00	0.00	0.00	0.00	0.00
TOTAL Expense		0.00	175,665.97	0.00 %	0.00	0.00	(175,665.97)	0.00	0.00
PROFIT / (LOSS) :		0.00	(155,665.97)		0.00	0.00	155,665.97	0.00	0.00

City of Gibbon

Account	Account Name	Fiscal Year 20 - 21			Budget			Fiscal Year 19 - 20	
		Current	Year To Date	%Used	Current	Total	Remaining	Year To Date	Total
Revenue									
AMERICAN RESCUE FUND									
22-1034	FEDERAL/STATE GRANTS	0.00	165,395.05	0.00 %	0.00	0.00	(165,395.05)	0.00	0.00
TOTAL Revenue		0.00	165,395.05	0.00 %	0.00	0.00	(165,395.05)	0.00	0.00
Expense									
AMERICAN RESCUE FUND									
22-2009	PROFESSIONAL	631.47	1,123.89	0.00 %	0.00	0.00	(1,123.89)	0.00	0.00
22-2026	CAPITAL OUTLAY	0.00	42,823.75	0.00 %	0.00	0.00	(42,823.75)	0.00	0.00
TOTAL Expense		631.47	43,947.64	0.00 %	0.00	0.00	(43,947.64)	0.00	0.00
PROFIT / (LOSS) :		(631.47)	121,447.41		0.00	0.00	(121,447.41)	0.00	0.00

Date Range : 8/1/2021 To 8/31/2021
 Report is for 00-0000 through ZZ-ZZZZ.
 Only Active accounts are included.
 Report order = Fund
 Transaction Source Code = Include All

CITY OF GIBBON								
Detailed Sales Tax Receipts for Fiscal Year 20-21								
Month & Year	Non Motor Vehicle Sales & Use Tax	Motor Vehicle Sales Tax	Total Sales & Use Tax	Consumer's Use Tax	Current Month's Refund	Administrative Fee	Net Sales & Use Tax	1/2 % Sales Tax Increase
						3%		
Oct-20	\$ 19,849.72	\$ 3,143.80	\$ 22,993.52	\$ 3,602.53	\$ (5.00)	\$ (797.73)	\$ 25,793.32	\$ -
Nov-20	\$ 18,072.21	\$ 4,725.73	\$ 22,797.94	\$ 4,511.67	\$ -	\$ (819.29)	\$ 26,490.32	\$ -
Dec-20	\$ 19,211.02	\$ 4,686.34	\$ 23,897.36	\$ 2,492.46	\$ -	\$ (791.69)	\$ 25,598.13	\$ -
Jan-21	\$ 17,735.76	\$ 2,021.23	\$ 19,756.99	\$ 2,428.48	\$ -	\$ (665.56)	\$ 21,519.91	\$ -
Feb-21	\$ 23,120.57	\$ 4,795.36	\$ 27,915.93	3,048.12	\$ -	\$ (928.92)	\$ 30,035.13	\$ -
Mar-21	\$ 17,537.58	\$ 2,456.16	\$ 19,993.74	\$ 3,034.25	\$ -	\$ (690.84)	\$ 22,337.15	\$ -
Apr-21	\$ 16,556.61	\$ 2,308.97	\$ 18,865.58	\$ 3,567.22	\$ -	\$ (672.98)	\$ 21,759.82	\$ -
May-21	\$ 15,967.12	\$ 5,636.38	\$ 21,603.50	\$ 4,181.40	\$ -	\$ (773.55)	\$ 25,011.35	\$ -
Jun-21	\$ 23,955.02	\$ 6,628.69	\$ 30,583.71	\$ 3,818.43	\$ -	\$ (1,032.06)	\$ 33,370.08	\$ 10,789.66
Jul-21	\$ 25,936.63	\$ 7,294.80	\$ 33,231.43	\$ 6,893.14	\$ -	\$ (1,203.74)	\$ 38,920.83	\$ 12,584.40
Aug-21	\$ 31,848.83	\$ 6,496.96	\$ 38,345.79	\$ 4,844.07	\$ -	\$ (1,295.70)	\$ 41,894.16	\$ 13,545.78
Sep-21	\$ -						\$ -	\$ -
	\$ 229,791.07	\$ 50,194.42	\$ 279,985.49	\$ 42,421.77	\$ (5.00)	\$ (9,672.06)	\$ 312,730.20	\$ 36,919.84

Gibbon Vol. Fire & Rescue

Staff Activity by Activity Code (Summary)

Date Between {06/01/2021} And {06/30/2021}

Activity Code	Staff Count	Total Hrs	Pct Hrs
FS Fire On Standby	48	41.40	20.64 %
FX Fire At Scene	74	83.00	41.38 %
MS Medical On Standby	29	28.38	14.15 %
MX Medical At Scene	55	47.78	23.82 %
	<u>206</u>	<u>200.56</u>	

Gibbon Vol. Fire & Rescue

Incident Type Report (Summary)

Alarm Date Between {06/01/2021} And {06/30/2021}

Incident Type	Count	Pct of Incidents	Total Est Loss	Pct of Losses
1 Fire				
111 Building fire	1	4.16%	\$600,000	99.95%
113 Cooking fire, confined to container	1	4.16%	\$300	0.05%
131 Passenger vehicle fire	1	4.16%	\$0	0.00%
143 Grass fire	2	8.33%	\$0	0.00%
	<u>5</u>	<u>20.83%</u>	<u>\$600,300</u>	<u>100.00%</u>
3 Rescue & Emergency Medical Service Incident				
300 Rescue, EMS incident, other	10	41.66%	\$0	0.00%
311 Medical assist, assist EMS crew	6	25.00%	\$0	0.00%
322 Motor vehicle accident with injuries	2	8.33%	\$0	0.00%
	<u>18</u>	<u>75.00%</u>	<u>\$0</u>	<u>0.00%</u>
6 Good Intent Call				
611 Dispatched & cancelled en route	1	4.16%	\$0	0.00%
	<u>1</u>	<u>4.16%</u>	<u>\$0</u>	<u>0.00%</u>

Total Incident Count: 24

Total Est Loss: \$600,300

Gibbon Vol. Fire & Rescue

Staff Activity by Activity Code (Summary)

Date Between {07/01/2021} And {07/31/2021}

Activity Code	Staff Count	Total Hrs	Pct Hrs
FS Fire On Standby	34	94.67	31.10%
FX Fire At Scene	51	129.28	42.48%
MS Medical On Standby	26	25.86	8.49%
MX Medical At Scene	62	54.51	17.91%
	<u>173</u>	<u>304.32</u>	

Gibbon Vol. Fire & Rescue

Incident Type Report (Summary)

Alarm Date Between {07/01/2021} And {07/31/2021}

Incident Type	Count	Pct of Incidents	Total Est Loss	Pct of Losses
1 Fire				
131 Passenger vehicle fire	1	5.00%	\$10,000	100.00%
143 Grass fire	1	5.00%	\$0	0.00%
	<u>2</u>	<u>10.00%</u>	<u>\$10,000</u>	<u>100.00%</u>
 3 Rescue & Emergency Medical Service Incident				
300 Rescue, EMS incident, other	12	60.00%	\$0	0.00%
311 Medical assist, assist EMS crew	2	10.00%	\$0	0.00%
322 Motor vehicle accident with injuries	3	15.00%	\$0	0.00%
	<u>17</u>	<u>85.00%</u>	<u>\$0</u>	<u>0.00%</u>
 6 Good Intent Call				
611 Dispatched & cancelled en route	1	5.00%	\$0	0.00%
	<u>1</u>	<u>5.00%</u>	<u>\$0</u>	<u>0.00%</u>

Total Incident Count: 20

Total Est Loss: \$10,000

Gibbon Planning Commission

Meeting Minutes

September 13, 2021

I. Call to order

Steven Ackley called to order the regular meeting of the Gibbon Planning Commission at 6:00 p.m. on September 13, 2021.

Members present: Steven Ackley, Kurt Mayo, Brandon Jacques and Jason Tracey.

II. Approval of minutes from last meeting

Steven Ackley read the minutes from the last meeting. Motion to approve the minutes from the last meeting made by Jacques and seconded by Tracey. The minutes were approved as read.

Permit # 2021-38 Christine Davis – Fence – 706 Turkey Drive

Motion to approve the permit made by Tracey and seconded by Mayo

Permit # 2021-39 Fredy Rodriguez – Fence– 801 West Avenue

Motion to approve the permit made by Jacques and seconded by Tracey

Permit # 2021-40 Mid Nebraska Chemicals – Fence – 6885 Navaho Road

Motion to approve the permit made by Mayo and seconded by Tracey

Permit # 2021-41 Dillon and Karissa Eckel – Accessory Building – 709 4th Street

Motion to approve the permit made by Mayo and seconded by Tracey

Permit #2021-42 Santos Lazo – Residential Addition – 501 2nd Street

Motion to approve made by Tracey and seconded by Jacques

Permit #2021-43 Scott and Corressa Benker – Accessory Building – 45442 78th Road

Motion to approve made by Tracey and seconded by Mayo

Adjournment

Motion made by Mayo to adjourn the meeting, seconded by Jacques. Meeting adjourned at 6:30 P.M.

Permit No. 2021-38

Zoning Classification: (Circle One)

AGR, R-1, R-2, R-3, C-1, C-2, I,
F-1, PUD-1

Date Paid: 8-12-2021

Fee Paid: \$ 2500 Cash Check # _____

Value Of Project: \$ 6,200

APPLICATION FOR A ZONING PERMIT

GIBBON, NEBRASKA

Directions: Fill in the following information as accurately and completely as possible. This application is not acceptable unless all required information is furnished.

Property Owner: Christine Davis
Address: 706 Turkey Drive
City, State, Zip: Gibbon NE 68840
Phone Number: 308-293-1742
Cell Number: None

Contractor: Willis Construction
Certificate of Insurance: _____
Address: 2205 Turkey Creek Blvd
Phone Number: _____
Cell Number: 308-293-0348

Address of Construction Site: 706 Turkey Drive

(If none, one must be issued from the City of Gibbon)

New Residential Residential Addition Accessory Building Fence

Proposed Structure: Fence 6' Privacy Dimension of Structure: _____

Distance From Front Property Line: 40' Distance From Rear Property Line: 0

Distance From Side Property Line: 0 Distance From 2nd Side Line: 0

Distance Between Other Buildings (minimum 5'): NA

Height To The Top Of Roof: NA

Footing Depth (42" minimum): NA

Is There A Utility Easement On Either The Back Or Side Property? YES

Approximately When Will Construction Begin? September Finish? September

*Contact: _____ 308.468.6118 or _____ Regarding Set-Back Inspection.

Date of Inspection: _____

(Signature Chris Rector)

*** (One mile radius outside city limits) If the structure is a residence on less than 10 acres indicate the date this property was platted as a separate parcel _____ and the name of the lot split or Subdivision.

*** Ordinance #391 states: All building permits shall include sidewalk plans prior to approval of building permit.

*** Resolution #1995-4: No physical work shall be done before building permit is approved, or additional \$75.00 fee will be charged.

Signature of Applicant: Chris Davis

*** This permit expires 1 year after issuance unless work has begun for up to 2 years.

Recommendations needed before approval:

Approval of Planning Commission: _____

Signature of Chairman

Signature of Co-Chairman

Signature of Board Member

Final Approval of Application by City Council of the City of Gibbon, Nebraska

Date Application Approved Denied _____ Expiration Date _____

Signed _____
Mayor

Attest: _____
City Clerk

Building Design

This Building Permit must include the following items:

- 1) All buildings must be drawn on the lot. This includes homes, garages, storage sheds, car ports, etc.
- 2) Once all buildings are drawn, you must show distances between all buildings. (This needs to be shown from the foundation.)
- 3) After showing distances between all existing buildings, draw in distances from the buildings to your lot lines.

4) Use the following for setbacks from your main building/house to your lot lines:

	<u>R-1</u>	<u>R-2</u>	<u>R-3</u>	<u>C-1</u>	<u>C-2</u>	<u>I</u>	<u>AGR</u>
Rear	10 Ft.	10 Ft.	10 Ft.	25 Ft.	0 Ft.	25 Ft.	35 Ft.
Side	7 Ft.	7 Ft.	7 Ft ***	None (*)	None (**)	25 Ft.	20 Ft.
Front	25 Ft.	25 Ft.	***	30 Ft.	None	35 Ft.	35 Ft.
Height	35 Ft.	35 Ft.	35 Ft.	35 Ft.	45 Ft.	50 Ft.	35 Ft.

*** Mobile home 15 Ft front & 17 Ft side. Other 25 Ft front and 35 Ft height in R-3 zone.


**No Minimum is required except along side of a lot abutting on an A-1, TA-1 or Residential District, a side yard of not less than 15 feet shall be provided.

* No minimum except along side of a lot abutting an A-1, TA-1, or Residential District, a side yard of not less than 25 feet shall be provided.

- 5) **Accessory buildings.** No accessory building shall be erected in any front yard and no detached accessory building shall be erected closer than five (5) feet to the main dwelling. Accessory buildings smaller than 100 square feet may be located in the side and rear yard, but shall not be closer than two (2) feet to the rear lot line and two (2) feet to the side lot line. Buildings larger than 100 square feet must meet five (5) feet on the side and three (3) on the back set back. All garage entrances must have a minimum ten (10) feet long drive when garage opening is perpendicular to the access street or alley. No accessory building or structure shall be erected across public utility easements of record.
- 6) Once all buildings and dimensions are drawn, turn back into City Hall by noon on Friday prior to scheduled Planning Commission meeting. The Planning Commission will review the permit the second Monday of each month. If the permit is not turned in on time, you will have to wait another month.

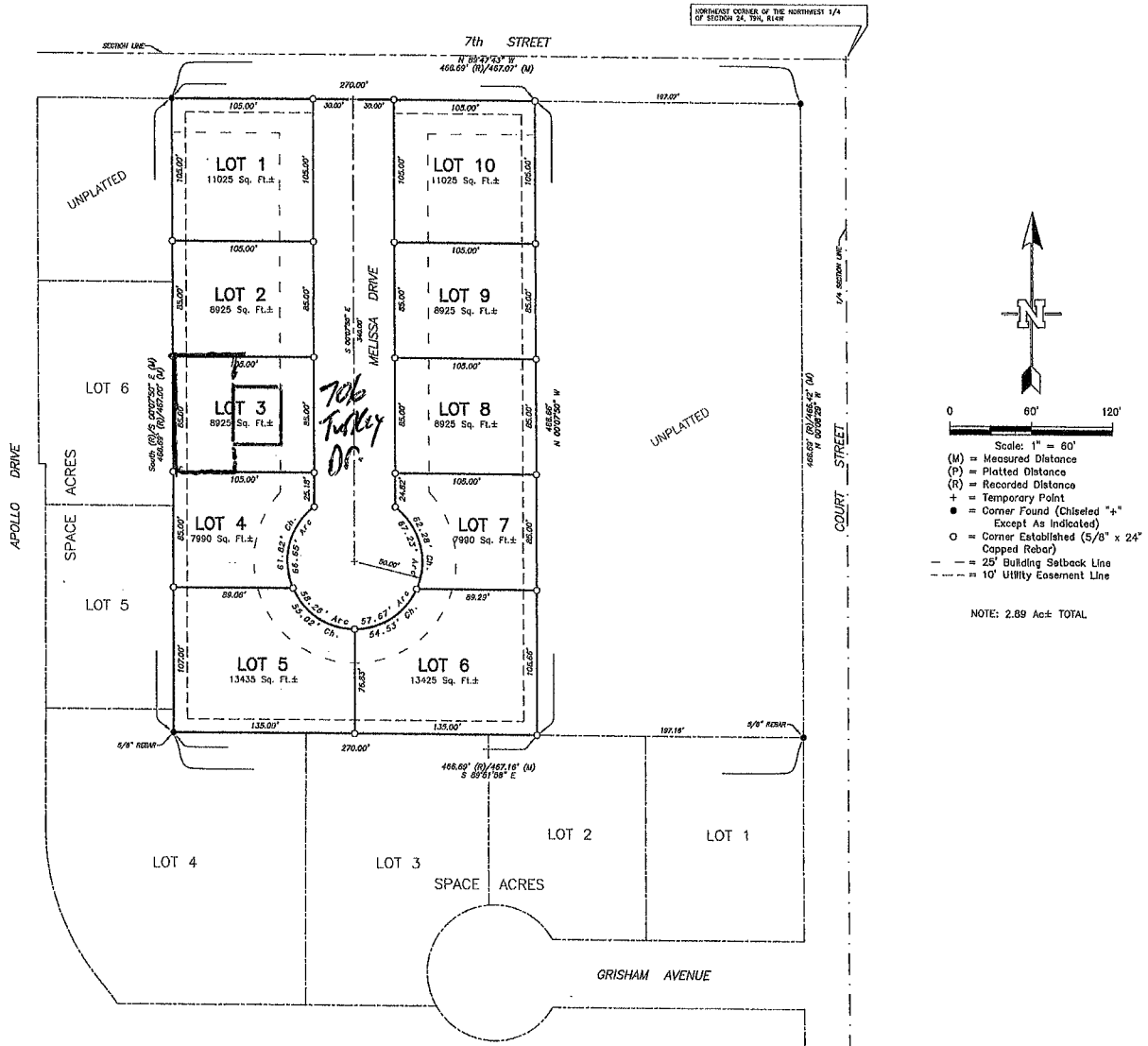
For complete regulations a copy can be obtained at City Hall for the particular project.

- 7) Use the following diagram below to draw your specifications. This does not have to be drawn to scale.



BC ESTATES

A SUBDIVISION BEING PART OF THE NORTHEAST 1/4 OF THE NORTHWEST 1/4
OF SECTION 24, TOWNSHIP 9 NORTH, RANGE 14 WEST OF THE
SIXTH PRINCIPAL MERIDIAN, BUFFALO COUNTY, NEBRASKA



LEGAL DESCRIPTION

The West 270.0 feet of the following described tract of land: A tract of land being part of the Northeast Quarter of the Northwest Quarter (NE1/4 NW1/4) of Section Twenty-four (24), Township Nine (9) North, Range Fourteen (14) West of the Sixth Principal Meridian more particularly described as follows: Beginning at a point 33 feet South and 33 feet West of the northeast corner of the Northwest 1/4 of said Section 24; thence West parallel to the north line of the Northwest 1/4 of said section a distance of 466.69 feet; thence South parallel to the east line of said Northwest 1/4 a distance of 466.69 feet; thence East parallel to the aforesaid north line a distance of 466.69 feet to a point 33 feet west of the east line of said Northwest 1/4; thence North parallel to the aforesaid east line a distance of 466.69 feet to the place of beginning.

SURVEYOR'S CERTIFICATE

I, Trenton D. Snow, a Professional Land Surveyor licensed in the State of Nebraska, do hereby certify that I surveyed "BC ESTATES", a subdivision being part of the Northeast 1/4 of the Northwest 1/4 of Section 24, Township 9 North, Range 14 West of the Sixth Principal Meridian, Buffalo County, Nebraska, as shown on the above plat. The lots are well and accurately staked and marked; the dimensions of the lots are as shown on the above plat; the lots bear their own number; and the survey was made using known and recorded monuments. All information shown hereon is true and correct to the best of my knowledge and belief.

(S E A L)

Trenton D. Snow
Nebr. Reg. L.S. No. 626

Date

TRENTON D. SNOW, LLC
A Land Surveying Company



1309 Centre Avenue
P.O. Box 1772
Kearney, NE 68640
Office: (308) 234-1764
Fax: (308) 234-7619
Cellular: (308) 733-1015
www.nbrskasurveyors.com

Sept. 10th @ noon
Sept 13th Approve

Permit No. 2021-39

Zoning Classification: (Circle One)
AGR, R-1, R-2, R-3, C-1, C-2, I,
F-1, PUD-1

Date Paid: 08-31-2021

Fee Paid: \$ 25⁰⁰ Cash Check # _____

Value Of Project: \$ _____

APPLICATION FOR A ZONING PERMIT
GIBBON, NEBRASKA

Directions: Fill in the following information as accurately and completely as possible. This application is not acceptable unless all required information is furnished.

Property Owner: Fredy Rodriguez
Address: 801 West Ave.
City, State, Zip: Gibbon, NE. 68840
Phone Number: _____
Cell Number: 308-440-8210

Contractor: self *Spoke to Fredy on 0900 14 SEP 21*
Certificate of Insurance: _____
Address: _____
Phone Number: _____
Cell Number: _____

Address of Construction Site: 801 West Ave.

(If none, one must be issued from the City of Gibbon)

New Residential Residential Addition Accessory Building Fence

Proposed Structure: _____ Dimension of Structure: 6'
Distance From Front Property Line: 44' Face Distance From Rear Property Line: 44' 0'
Distance From Side Property Line: 100' 0' Distance From 2nd Side Line: 100' 0'
Distance Between Other Buildings (minimum 5'): _____
Height To The Top Of Roof: _____
Footing Depth (42" minimum): _____
Is There A Utility Easement On Either The Back Or Side Property? Yes
Approximately When Will Construction Begin? 9-20-2021 Finish? _____

*Contact: _____ 308.468.6118 or _____ Regarding Set-Back Inspection.

Date of Inspection: _____ Signature _____

*** (One mile radius outside city limits) If the structure is a residence on less than 10 acres indicate the date this property was platted as a separate parcel _____ and the name of the lot split or Subdivision.

*** Ordinance #391 states: All building permits shall include sidewalk plans prior to approval of building permit.

*** Resolution #1995-4: No physical work shall be done before building permit is approved, or additional \$75.00 fee will be charged.

Signature of Applicant: Fredy Rodriguez

*** This permit expires 1 year after issuance unless work has begun for up to 2 years.

Recommendations needed before approval:

Approval of Planning Commission: _____

Signature of Co-Chairman: _____

Signature of Chairman: _____

Signature of Board Member: _____

Final Approval of Application by City Council of the City of Gibbon, Nebraska

Date Application _____ Approved _____ Denied _____ Expiration Date _____

Signed _____
Mayor

Attest: _____
City Clerk

Building Design

This Building Permit must include the following items:

- 1) All buildings must be drawn on the lot. This includes homes, garages, storage sheds, car ports, etc.
- 2) Once all buildings are drawn, you must show distances between all buildings. (This needs to be shown from the foundation.)
- 3) After showing distances between all existing buildings, draw in distances from the buildings to your lot lines.

4) Use the following for setbacks from your main building/house to your lot lines:

	R-1	R-2	R-3	C-1	C-2	I	AGR
Rear	10 Ft.	10 Ft.	10 Ft.	25 Ft.	0 Ft.	25 Ft	35 Ft
Side	7 Ft.	7 Ft.	7 Ft ***	None (*)	None (**)	25 Ft	20 Ft
Front	25 Ft.	25 Ft.	***	30 Ft.	None	35 Ft	35 Ft
Height	35 Ft	35 Ft	35 Ft	35 Ft	45 Ft	50 Ft	35 Ft

*** Mobile home 15 Ft front & 17 Ft side. Other 25 Ft front and 35 Ft height in R-3 zone.

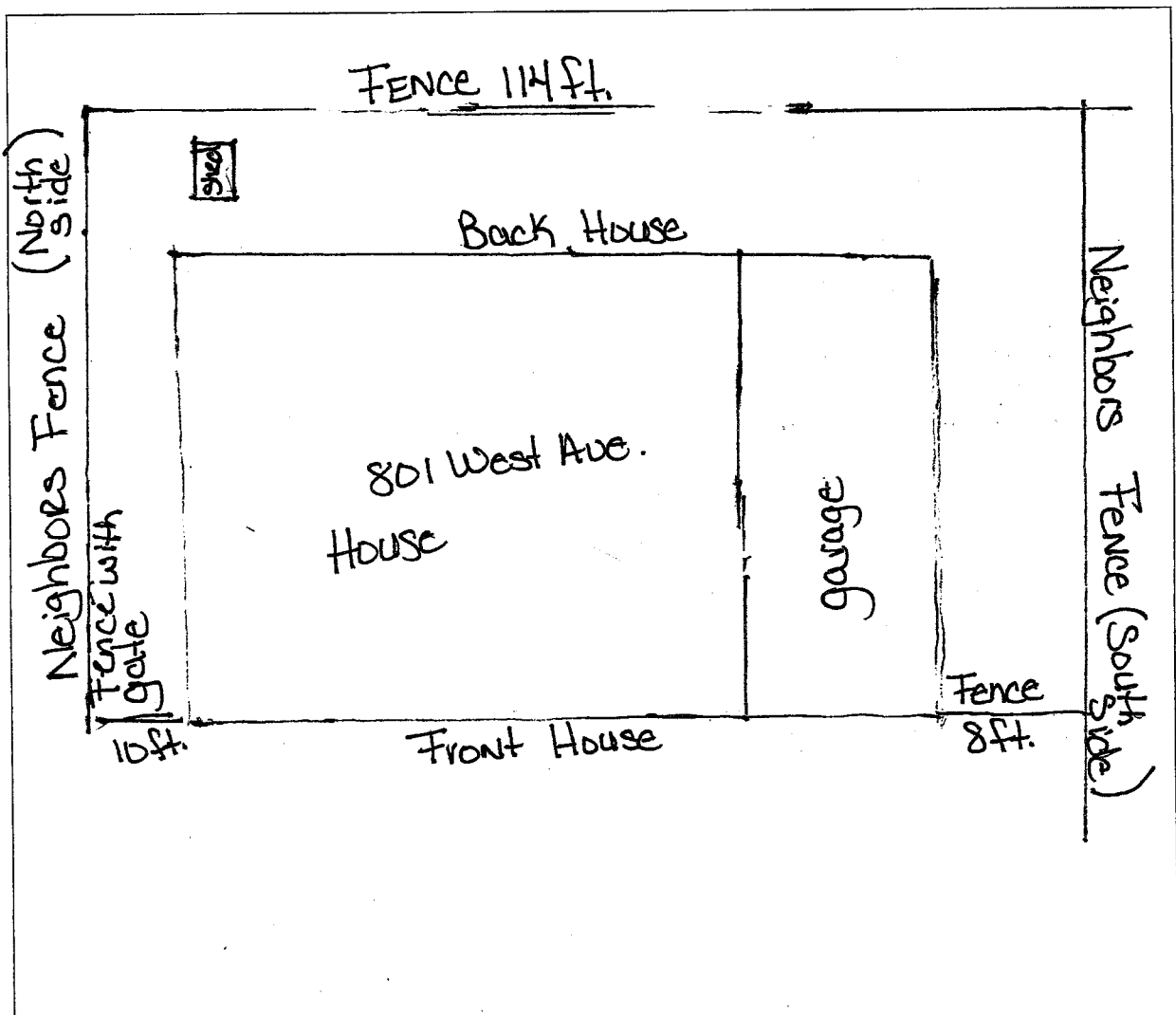
**No Minimum is required except along side of a lot abutting on an A-1, TA-1 or Residential District, a side yard of not less than 15 feet shall be provided.

* No minimum except along side of a lot abutting an A-1, TA-1, or Residential District, a side yard of not less than 25 feet shall be provided.

- 5) **Accessory buildings.** No accessory building shall be erected in any front yard and no detached accessory building shall be erected closer than five (5) feet to the main dwelling. Accessory buildings smaller than 100 square feet may be located in the side and rear yard, but shall not be closer than two (2) feet to the rear lot line and two (2) feet to the side lot line. Buildings larger than 100 square feet must meet five (5) feet on the side and three (3) on the back set back. All garage entrances must have a minimum ten (10) feet long drive when garage opening is perpendicular to the access street or alley. No accessory building or structure shall be erected across public utility easements of record.
- 6) Once all buildings and dimensions are drawn, turn back into City Hall by noon on Friday prior to scheduled Planning Commission meeting. The Planning Commission will review the permit the second Monday of each month. If the permit is not turned in on time, you will have to wait another month.

For complete regulations a copy can be obtained at City Hall for the particular project.

- 7) Use the following diagram below to draw your specifications. This does not have to be drawn to scale.



Is this a corner lot? Yes No (circle one)

Permit No. 2021-40

Zoning Classification: (Circle One)

Date Paid: 8-31-2021

AGR, R-1, R-2, R-3, C-1, C-2, I,
F-1, PUD-1

Fee Paid: \$ 25⁰⁰ Cash Check #

Value Of Project: \$ _____

APPLICATION FOR A ZONING PERMIT
GIBBON, NEBRASKA

Directions: Fill in the following information as accurately and completely as possible. This application is not acceptable unless all required information is furnished.

Property Owner: Mid Nebraska Chemicals Contractor: _____
Address: 6885 Naucko Rd. Certificate of Insurance: _____
City, State, Zip: Gibbon, NE 68840 Address: _____
Phone Number: 308-468-6206 Phone Number: _____
Cell Number: _____ Cell Number: _____

Address of Construction Site: 6885 Naucko R.D.

(If none, one must be issued from the City of Gibbon)

New Residential Residential Addition Accessory Building Fence

Proposed Structure: _____ Dimension of Structure: 65 x 75 x 6

Distance From Front Property Line: _____ Distance From Rear Property Line: _____

Distance From Side Property Line: _____ Distance From 2nd Side Line: _____

Distance Between Other Buildings (minimum 5'): _____

Height To The Top Of Roof: _____

Footing Depth (42" minimum): _____

Is There A Utility Easement On Either The Back Or Side Property? NO

Approximately When Will Construction Begin? September Finish? December

*Contact: _____ 308.468.6118 or _____ Regarding Set-Back Inspection.

Date of Inspection: _____

(Signature Chris Rector)

*** (One mile radius outside city limits) If the structure is a residence on less than 10 acres indicate the date this property was platted as a separate parcel _____ and the name of the lot split or Subdivision.

*** Ordinance #391 states: All building permits shall include sidewalk plans prior to approval of building permit.

*** Resolution #1995-4: No physical work shall be done before building permit is approved, or additional \$75.00 fee will be charged.

Signature of Applicant: _____

*** This permit expires 1 year after issuance unless work has begun for up to 2 years.

Recommendations needed before approval: _____

Approval of Planning Commission: _____

Chris Rector Signature of Chairman

[Signature] Signature of Board Member

Signature of Co-Chairman

Final Approval of Application by City Council of the City of Gibbon, Nebraska

Date Application Approved Denied _____ Expiration Date _____

Signed _____
Mayor

Attest: _____
City Clerk

Building Design

This Building Permit must include the following items:

- 1) All buildings must be drawn on the lot. This includes homes, garages, storage sheds, car ports, etc.
- 2) Once all buildings are drawn, you must show distances between all buildings. (This needs to be shown from the foundation.)
- 3) After showing distances between all existing buildings, draw in distances from the buildings to your lot lines.

4) Use the following for setbacks from your main building/house to your lot lines:

	<u>R-1</u>	<u>R-2</u>	<u>R-3</u>	<u>C-1</u>	<u>C-2</u>	<u>I</u>	<u>AGR</u>
Rear	10 Ft.	10 Ft.	10 Ft.	25 Ft.	0 Ft.	25 Ft	35 Ft
Side	7 Ft.	7 Ft.	7 Ft ***	None (*)	None (**)	25 Ft	20 Ft
Front	25 Ft.	25 Ft.	***	30 Ft.	None	35 Ft	35 Ft
Height	35 Ft	35 Ft	35 Ft	35 Ft	45 Ft	50 Ft	35 Ft

*** Mobile home 15 Ft front & 17 Ft side. Other 25 Ft front and 35 Ft height in R-3 zone.

**No Minimum is required except along side of a lot abutting on an A-1, TA-1, or Residential District, a side yard of not less than 15 feet shall be provided.

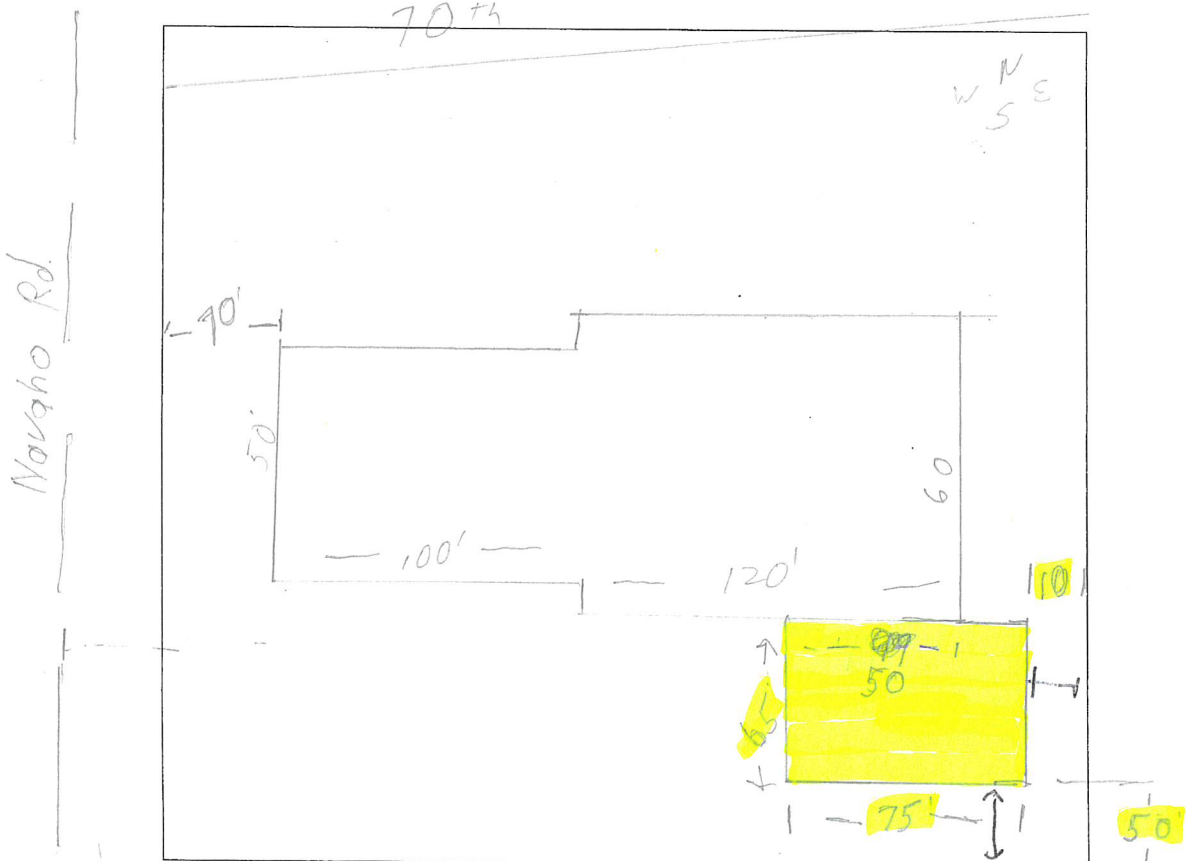
* No minimum except along side of a lot abutting an A-1, TA-1, or Residential District, a side yard of not less than 25 feet shall be provided.

5) **Accessory buildings.** No accessory building shall be erected in any front yard and no detached accessory building shall be erected closer than five (5) feet to the main dwelling. Accessory buildings smaller than 100 square feet may be located in the side and rear yard, but shall not be closer than two (2) feet to the rear lot line and two (2) feet to the side lot line. Buildings larger than 100 square feet must meet five (5) feet on the side and three (3) on the back set back. All garage entrances must have a minimum ten (10) feet long drive when garage opening is perpendicular to the access street or alley. No accessory building or structure shall be erected across public utility easements of record.

6) Once all buildings and dimensions are drawn, turn back into City Hall by noon on Friday prior to scheduled Planning Commission meeting. The Planning Commission will review the permit the second Monday of each month. If the permit is not turned in on time, you will have to wait another month.

For complete regulations a copy can be obtained at City Hall for the particular project.

7) Use the following diagram below to draw your specifications. This does not have to be drawn to scale.



Is this a corner lot? Yes No (circle one)

Permit No. 2021-51

Zoning Classification: (Circle One)

AGR, R-1, R-2, R-3, C-1, C-2, I,
F-1, PUD-1

Date Paid: 09/07/2021

Fee Paid: \$ 25⁰⁰ Cash Check # _____

Value Of Project: \$ _____

APPLICATION FOR A ZONING PERMIT GIBBON, NEBRASKA

Directions: Fill in the following information as accurately and completely as possible. This application is not acceptable unless all required information is furnished.

Property Owner: Dillon + Karissa Eikel
Address: 709 4th St
City, State, Zip: Gibbon, NE 68840
Phone Number: (308) 216-0442
Cell Number: (308) 216-0913

Contractor: Self
Certificate of Insurance: _____
Address: _____
Phone Number: _____
Cell Number: _____

Address of Construction Site: 709 4th St Gibbon

(If none, one must be issued from the City of Gibbon)

New Residential Residential Addition Accessory Building Fence

Proposed Structure: Storage Shed Dimension of Structure: 12x12x8

Distance From Front Property Line: 77ft Distance From Rear Property Line: 4ft

Distance From Side Property Line: 5ft Distance From 2nd Side Line: 80ft

Distance Between Other Buildings (minimum 5'): 25ft

Height To The Top Of Roof: 12ft

Footing Depth (42" minimum): yes

Is There A Utility Easement On Either The Back Or Side Property? BACK

Approximately When Will Construction Begin? Fall 2021 Finish? Fall 2022

*Contact: _____ 308.468.6118 or _____ Regarding Set-Back Inspection.

Date of Inspection: _____

Signature

*** (One mile radius outside city limits) If the structure is a residence on less than 10 acres indicate the date this property was platted as a separate parcel _____ and the name of the lot split or Subdivision.

*** Ordinance #391 states: All building permits shall include sidewalk plans prior to approval of building permit.

*** Resolution #1995-4: No physical work shall be done before building permit is approved, or additional \$75.00 fee will be charged.

Signature of Applicant: Dillon Eikel Karissa Eikel

*** This permit expires 1 year after issuance unless work has begun for up to 2 years.

Recommendations needed before approval: _____

Approval of Planning Commission: _____

Signature of Chairman

Signature of Co-Chairman

Signature of Board Member

Final Approval of Application by City Council of the City of Gibbon, Nebraska

Date Application Approved Denied _____ Expiration Date _____

Signed _____
Mayor

Attest: _____
City Clerk

Building Design

This Building Permit must include the following items:

- 1) All buildings must be drawn on the lot. This includes homes, garages, storage sheds, car ports, etc.
- 2) Once all buildings are drawn, you must show distances between all buildings. (This needs to be shown from foundation.)
- 3) After showing distances between all existing buildings, draw in distances from the buildings to your lot lines.

4) Use the following for setbacks from your main building/house to your lot lines:

	<u>R-1</u>	<u>R-2</u>	<u>R-3</u>	<u>C-1</u>	<u>C-2</u>	<u>I</u>	<u>AGR</u>
Rear	10 Ft.	10 Ft.	10 Ft.	25 Ft.	0 Ft.	25 Ft	35 Ft
Side	7 Ft.	7 Ft.	7 Ft ***	None (*)	None (**)	25 Ft	20 Ft
Front	25 Ft.	25 Ft.	***	30 Ft.	None	35 Ft	35 Ft
Height	35 Ft	35 Ft	35 Ft	35 Ft	45 Ft	50 Ft	35 Ft

*** Mobile home 15 Ft front & 17 Ft side. Other 25 Ft front and 35 Ft height in R-3 zone.

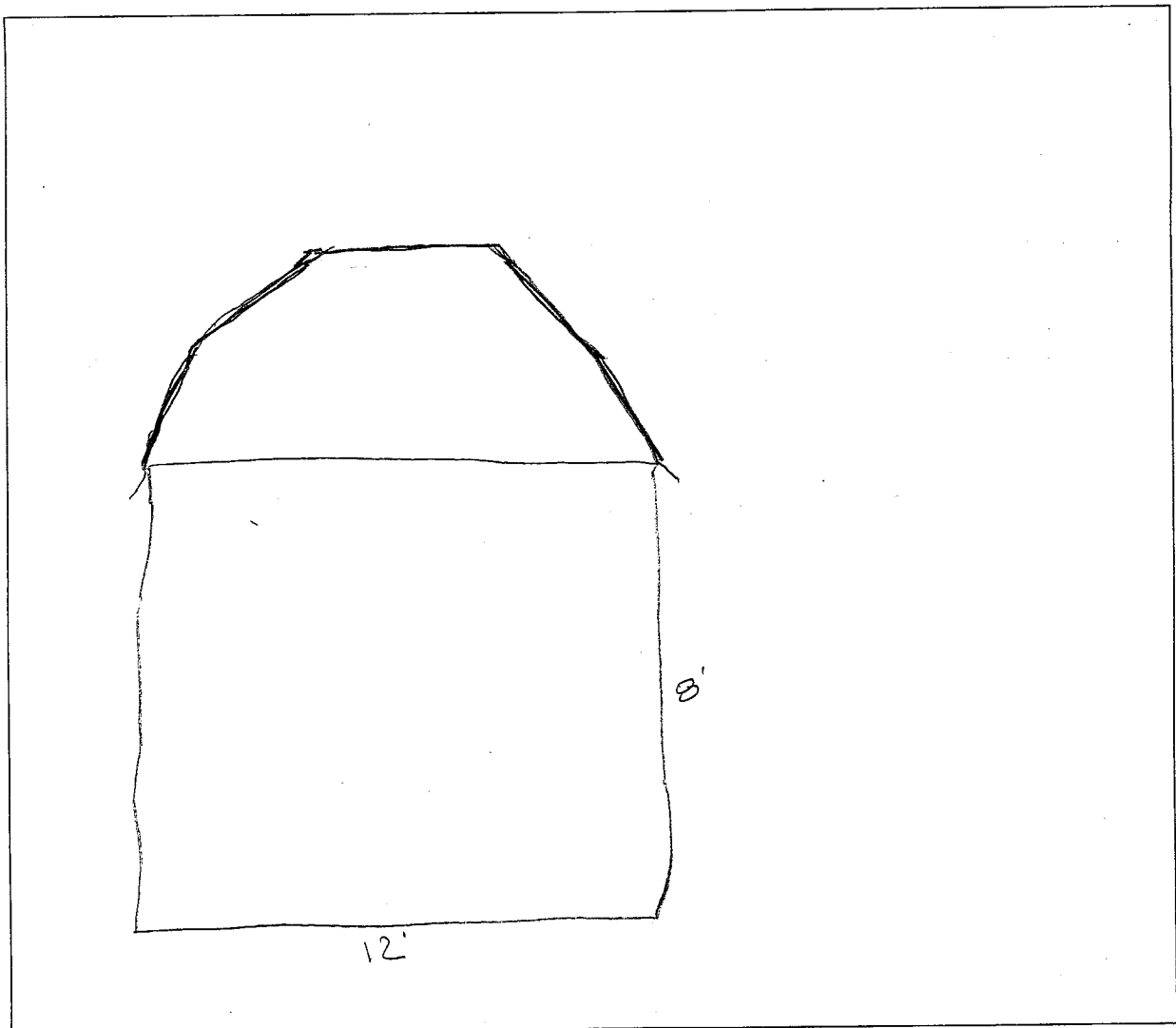
**No Minimum is required except along side of a lot abutting on an A-1, TA-1 or Residential District, a side yard of not less than 15 feet shall be provided.

* No minimum except along side of a lot abutting an A-1, TA-1, or Residential District, a side yard of not less than 25 feet shall be provided.

- 5) **Accessory buildings.** No accessory building shall be erected in any front yard and no detached accessory building shall be erected closer than five (5) feet to the main dwelling. Accessory buildings smaller than 100 square feet may be located in the side and rear yard, but shall not be closer than two (2) feet to the rear lot line and two (2) feet to the side lot line. Buildings larger than 100 square feet must meet five (5) feet on the side and three (3) on the back set back. All garage entrances must have a minimum ten (10) feet long drive when garage opening is perpendicular to the access street or alley. No accessory building or structure shall be erected across public utility easements of record.
- 6) Once all buildings and dimensions are drawn, turn back into City Hall by noon on Friday prior to scheduled Planning Commission meeting. The Planning Commission will review the permit the second Monday of each month. If the permit is not turned in on time, you will have to wait another month.

For complete regulations a copy can be obtained at City Hall for the particular project.

- 7) Use the following diagram below to draw your specifications. This does not have to be drawn to scale.



Is this a corner lot?

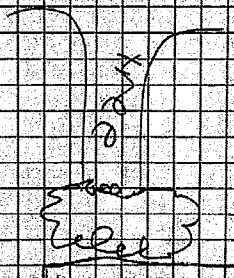
Yes No (circle one)

Alley

PROPERTY line

Fence

4' 9"



12' x 12'

5' 9"

HOUSE

Permit No. 2021-42

Zoning Classification:(Circle One)

Date Paid: 9/9/2021

AGR, R-1, R-2, R-3, C-1, C-2, I,
F-1, PUD-1

Fee Paid: \$ 25⁰⁰ Cash Check # _____

Value Of Project: \$ 2000

APPLICATION FOR A ZONING PERMIT

GIBBON, NEBRASKA

Directions: Fill in the following information as accurately and completely as possible. This application is not acceptable unless all required information is furnished.

Property Owner: Santos Lazo
Address: 501 2nd St.
City, State, Zip: Gibbon, NE, 68840
Phone Number: _____
Cell Number: (308) 293-0490

Contractor: _____
Certificate of Insurance: _____
Address: _____
Phone Number: _____
Cell Number: _____

Address of Construction Site: 501 2nd St. Gibbon, NE, 68840

(If none, one must be issued from the City of Gibbon)

New Residential Residential Addition Accessory Building Fence

Proposed Structure: Porch Dimension of Structure: 30' x 10.5'

Distance From Front Property Line: _____ Distance From Rear Property Line: _____

Distance From Side Property Line: _____ Distance From 2nd Side Line: _____

Distance Between Other Buildings (minimum 5'): _____

Height To The Top Of Roof: _____

Footing Depth (42" minimum): 50"

Is There A Utility Easement On Either The Back Or Side Property? _____

Approximately When Will Construction Begin? 9-20-21 Finish? 10-20-21

*Contact: _____ 308.468.6118 or _____ Regarding Set-Back Inspection.

Date of Inspection: _____

Signature

***(One mile radius outside city limits) If the structure is a residence on less than 10 acres indicate the date this property was platted as a separate parcel _____ and the name of the lot split or Subdivision.

***Ordinance #391 states: All building permits shall include sidewalk plans prior to approval of building permit.

***Resolution #1995-4: No physical work shall be done before building permit is approved, or additional \$75.00 fee will be charged.

Signature of Applicant: Santos A Lazo

***This permit expires 1 year after issuance unless work has begun for up to 2 years.

Recommendations needed before approval: _____

Approval of Planning Commission: _____

Signature of Chairman

Signature of Co-Chairman

Signature of Board Member

Final Approval of Application by City Council of the City of Gibbon, Nebraska

Date Application _____ Approved _____ Denied _____ Expiration Date _____

Signed _____
Mayor

Attest: _____
City Clerk

Building Design

This Building Permit must include the following items:

- 1) All buildings must be drawn on the lot. This includes homes, garages, storage sheds, car ports, etc.
- 2) Once all buildings are drawn, you must show distances between all buildings. (This needs to be shown from the foundation.)
- 3) After showing distances between all existing buildings, draw in distances from the buildings to your lot lines.

4) Use the following for setbacks from your main building/house to your lot lines:

	<u>R-1</u>	<u>R-2</u>	<u>R-3</u>	<u>C-1</u>	<u>C-2</u>	<u>I</u>	<u>AGR</u>
Rear	10 Ft.	10 Ft.	10 Ft.	25 Ft.	0 Ft.	25 Ft	35 Ft
Side	7 Ft.	7 Ft.	7 Ft ***	None (*)	None (**)	25 Ft	20 Ft
Front	25 Ft.	25 Ft.	***	30 Ft.	None	35 Ft	35 Ft
Height	35 Ft	35 Ft	35 Ft	35 Ft	45 Ft	50 Ft	35 Ft

*** Mobile home 15 Ft front & 17 Ft side. Other 25 Ft front and 35 Ft height in R-3 zone.

**No Minimum is required except along side of a lot abutting on an A-1, TA-1 or Residential District, a side yard of not less than 15 feet shall be provided.

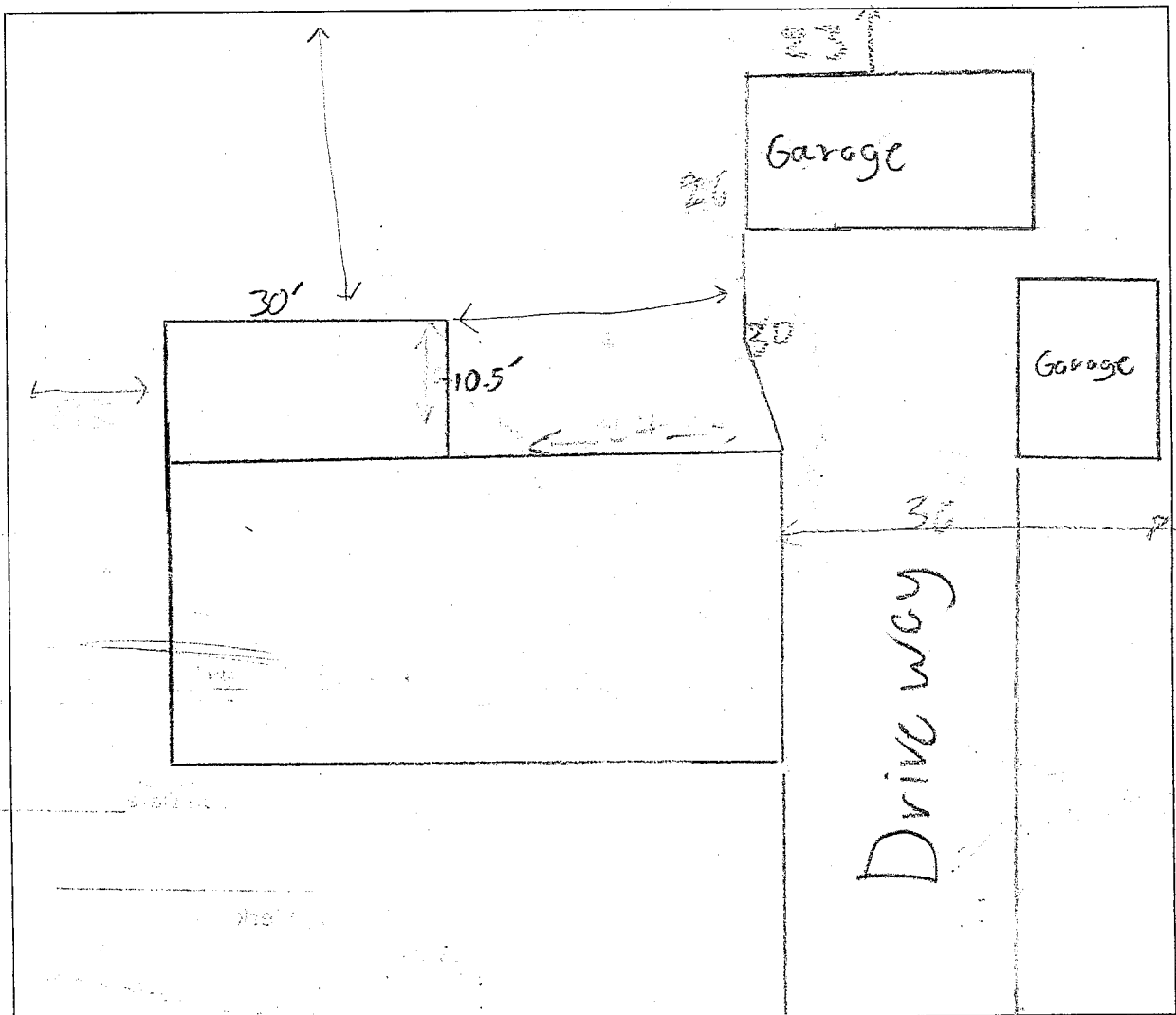
* No minimum except along side of a lot abutting an A-1, TA-1, or Residential District, a side yard of not less than 25 feet shall be provided.

5) **Accessory buildings.** No accessory building shall be erected in any front yard and no detached accessory building shall be erected closer than five (5) feet to the main dwelling. Accessory buildings smaller than 100 square feet may be located in the side and rear yard, but shall not be closer than two (2) feet to the rear lot line and two (2) feet to the side lot line. Buildings larger than 100 square feet must meet five (5) feet on the side and three (3) on the back set back. All garage entrances must have a minimum ten (10) feet long drive when garage opening is perpendicular to the access street or alley. No accessory building or structure shall be erected across public utility easements of record.

6) Once all buildings and dimensions are drawn, turn back into City Hall by noon on Friday prior to scheduled Planning Commission meeting. The Planning Commission will review the permit the second Monday of each month. If the permit is not turned in on time, you will have to wait another month.

For complete regulations a copy can be obtained at City Hall for the particular project.

7) Use the following diagram below to draw your specifications. This does not have to be drawn to scale.



Is this a corner lot? Yes No (circle one)

Permit No. 2021-43

Zoning Classification:(Circle One)

AGR, R-1, R-2, R-3, C-1, C-2, I,
F-1, PUD-1

Date Paid: 9-10-2021

Fee Paid: \$ 25.00 Cash Check # 2043

Value Of Project: \$ 7,100

APPLICATION FOR A ZONING PERMIT
GIBBON, NEBRASKA

Directions: Fill in the following information as accurately and completely as possible. This application is not acceptable unless all required information is furnished.

Property Owner: Scott and Corressa Benker
Address: 45442 78th Rd
City, State, Zip: Gibbon NE 68840
Phone Number: 308 440 5740
Cell Number:

Contractor: Scott Benker Construction
Certificate of Insurance: on file
Address: 45442 78th Rd
Phone Number:
Cell Number: 308 440 5740

Address of Construction Site: 45442 78th Rd

(If none, one must be issued from the City of Gibbon)

 New Residential Residential Addition Accessory Building Fence

Proposed Structure: Storage shed Dimension of Structure: 24 x 30

Distance From Front Property Line: 600' Distance From Rear Property Line: 1200'

Distance From Side Property Line: 800' Distance From 2nd Side Line: 100'

Distance Between Other Buildings (minimum 5'): 50'

Height To The Top Of Roof: 14'

Footing Depth (42" minimum): 42"

Is There A Utility Easement On Either The Back Or Side Property? no

Approximately When Will Construction Begin? October Finish? June

*Contact: 308.468.6118 or Regarding Set-Back Inspection.

Date of Inspection:

Signature

*** (One mile radius outside city limits) If the structure is a residence on less than 10 acres indicate the date this property was platted as a separate parcel and the name of the lot split or Subdivision.

*** Ordinance #391 states: All building permits shall include sidewalk plans prior to approval of building permit.

*** Resolution #1995-4: No physical work shall be done before building permit is approved, or additional \$75.00 fee will be charged.

Signature of Applicant: Scott Benker

*** This permit expires 1 year after issuance unless work has begun for up to 2 years.

Recommendations needed before approval:

Approval of Planning Commission:

Signature of Chairman

Signature of Co-Chairman

Signature of Board Member

Final Approval of Application by City Council of the City of Gibbon, Nebraska

Date Application Approved Denied Expiration Date

Signed
Mayor

Attest:
City Clerk

Building Design

This Building Permit must include the following items:

- 1) All buildings must be drawn on the lot. This includes homes, garages, storage sheds, car ports, etc.
- 2) Once all buildings are drawn, you must show distances between all buildings. (This needs to be shown from the foundation.)
- 3) After showing distances between all existing buildings, draw in distances from the buildings to your lot lines.

4) Use the following for setbacks from your main building/house to your lot lines:

	R-1	R-2	R-3	C-1	C-2	I	AGR
Rear	10 Ft.	10 Ft.	10 Ft.	25 Ft.	0 Ft.	25 Ft	35 Ft
Side	7 Ft.	7 Ft.	7 Ft ***	None (*)	None (**)	25 Ft	20 Ft
Front	25 Ft.	25 Ft.	***	30 Ft.	None	35 Ft	35 Ft
Height	35 Ft	35 Ft	35 Ft	35 Ft	45 Ft	50 Ft	35 Ft

*** Mobile home 15 Ft front & 17 Ft side. Other 25 Ft front and 35 Ft height in R-3 zone.

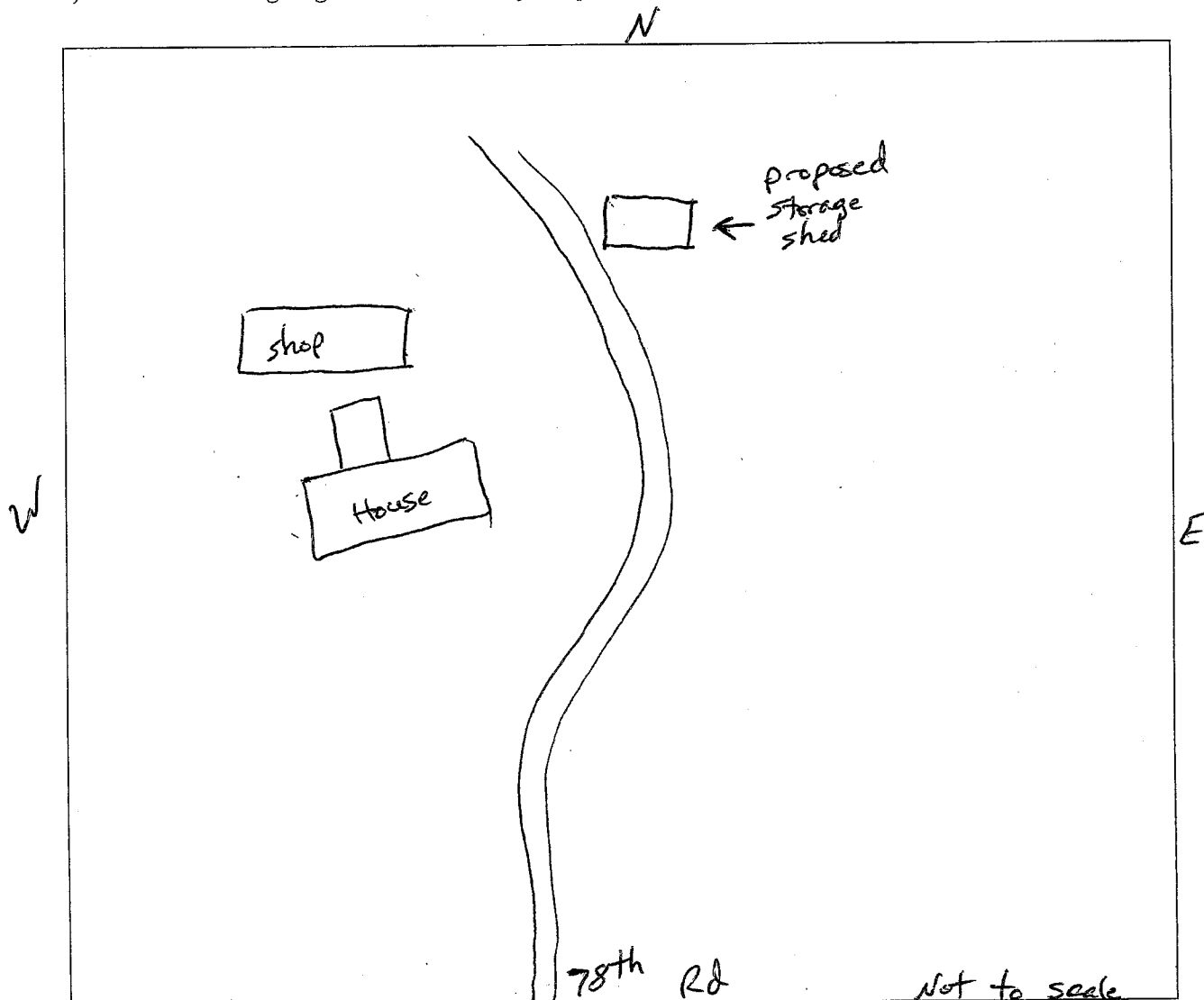
**No Minimum is required except along side of a lot abutting on an A-1, TA-1 or Residential District, a side yard of not less than 15 feet shall be provided.

* No minimum except along side of a lot abutting an A-1, TA-1, or Residential District, a side yard of not less than 25 feet shall be provided.

- 5) **Accessory buildings.** No accessory building shall be erected in any front yard and no detached accessory building shall be erected closer than five (5) feet to the main dwelling. Accessory buildings smaller than 100 square feet may be located in the side and rear yard, but shall not be closer than two (2) feet to the rear lot line and two (2) feet to the side lot line. Buildings larger than 100 square feet must meet five (5) feet on the side and three (3) on the back set back. All garage entrances must have a minimum ten (10) feet long drive when garage opening is perpendicular to the access street or alley. No accessory building or structure shall be erected across public utility easements of record.
- 6) Once all buildings and dimensions are drawn, turn back into City Hall by noon on Friday prior to scheduled Planning Commission meeting. The Planning Commission will review the permit the second Monday of each month. If the permit is not turned in on time, you will have to wait another month.

For complete regulations a copy can be obtained at City Hall for the particular project.

- 7) Use the following diagram below to draw your specifications. This does not have to be drawn to scale.



Is this a corner lot?

Yes

No

(circle one)

Report to the City Council

September 20th, 2021 Meeting

On September 27th Pam Wiggins, owner of Olive's Wreath Creations, will be here teaching a DIY Holiday Wreath Making class. You will get your choice to make either a Halloween, Fall, or Christmas themed wreath. There are limited spots available, so make sure to contact us to reserve your spot! This program requires a \$5 registration fee to reserve your spot. All materials will be provided.

Join us on September 30th for our first Friends of the Library Pie Bake-Off Fundraiser and Fall Festival! We are looking for bakers and testers! If you are interested in baking a pie for the event, the entry fee is \$5 and this enters you in to win a monetary grand prize! Tasters, for \$10, you get to taste all of the delicious pies as well as enjoy a bowl of chili! This fundraiser is raising funds for fun and exciting things in our Children's Library. Free games and activities will be offered outside at our Fall Festival to enjoy with the whole family! We appreciate your support.

Back to school story times are well underway! We offer two weekly story time programs, preschool and elementary, as well as monthly, holiday and special events for all ages! Our elementary program is on Thursdays at 3:45 p.m. Preschool meets at noon, also on Thursdays, and participants are encouraged to bring a sack lunch. Both programs last approximately 30 minutes.

Our staff is very excited to attend the Nebraska Library Association conference "The World Turned Upside Down: Reinventing Libraries in Changing Times". This event is in Omaha at the Hilton Downtown on October 13 and 14. This year's conference is a mix of virtual and in-person sessions and features guest speakers, authors, exhibitions, classes and team building. The attendees were awarded a scholarship from the Central Plains Library System which will cover their hotel rooms as well as mileage.

The Board will meet again on November 9th at 5:00 p.m. at the library. All are welcome to attend.

Thank you for your continued support.

Sincerely,

Missy Onate, Director
Gibbon Public Library

RESOLUTION NO. 2021-14_____

RESOLUTION TEMPORARILY CLOSING PUBLIC STREET

BE IT RESOLVED BY THE COUNCIL OF THE CITY OF GIBBON, NEBRASKA that the following street will be closed to vehicular traffic for the "Scare on the Square" event from 5:00 p.m. to 8:00 p.m. on October 30, 2021 as follows:

LaBarre Street between Front Street and 1st Street.

PASSED AND APPROVED this _____ day of September, 2021.

Deborah Van Matre, Mayor

ATTEST:

Pamela Rasmussen, CMC, City Clerk