

Board of Education Regular Meeting
Wednesday, December 14, 2022 6:30 PM
East Butler School
212 South Madison Street
Brainard, NE 68626-0036

1. Call Meeting To Order
2. Roll Call
3. Flag Salute
4. Approve Agenda
5. Patron's Comments
6. Informational Items
 - 6.1. School Transportation Fleet Information
 - 6.2. Student Assessment Data (2021-2022 School Year)
7. Consent Agenda
 - 7.1. Approval of Minutes
 - 7.2. Treasurer's Report
 - 7.3. Approval of Resignations and Hires
8. Regular Agenda
 - 8.1. Discuss, consider, and take any necessary action on the proposed roof bids.
 - 8.2. Discuss, consider, and take any necessary action on the Softball Coop with David City Public Schools and Shelby-Rising City Schools.
 - 8.3. Discuss, consider, and take any necessary action on the proposed 2023-2024 school calendar.
9. Administrative Comments
10. Items for next Meeting

11. Adjournment

CTF
Service
Inc.

East Butler
Vehicle Report

21-22 School Year

12/14/2022

2021-22 Mileage Report

Vehicle/Bus	Summer Inspection 2021		Summer Inspection 2022		Difference
23 Bus			Purchased	0	
21 Bus	7/26/2021	12,285	7/25/2022	23,919	11,634
20 Bus	7/23/2021	19,982	7/22/2022	33,807	13,825
18 Bus	6/30/2021	51,535	8/8/2022	63,356	11,821
17 Bus	7/19/2021	79,120	6/30/2022	93,546	14,426
16 Bus	8/13/2021	94,587	9/13/2022	105,721	11,134
14-C Bus	8/16/2021	55,934	8/9/2022	64,940	9,006
14-B Bus	8/5/2021	142,501	7/18/2022	159,413	16,912
14-A Bus	7/29/2021	99,837	7/30/2022	109,351	9,514
11 Bus	9/10/2021	104,546	8/10/2022	109,023	4,477
02 Bus	6/30/2021	186,000	8/16/2022	186,809	809
	2020-21 Total:	103,201	2021-22 Total:		103,558

2021-22 Mileage Report

Vehicle/Bus	Summer Inspection 2021		Summer Inspection 2022		Difference
19 Grand Caravan	6/30/2021	2,550	7/11/2022	13,236	10,686
17 Transit	6/30/2021	38,000	6/20/2022	48,124	10,124
15 Grand Caravan	8/13/2021	106,990	7/1/2022	136,405	15,415
15 Suburban	6/30/2021	94,000	6/22/2022	103,773	9,773
15 Expedition	9/15/2021	86,367	6/23/2022	94,030	7,663
14-A Sport Van	7/19/2021	56,528	7/18/2022	64,265	7,737
14-B Sport Van	7/19/2021	43,534	7/18/2022	49,233	5,699
14 Mazda 5	6/30/2021	106,000	6/28/2022	108,124	2,124
14 Tradesman	6/30/2021	117,000	6/22/2022	122,976	5,976
12 Ram 2500	6/30/2021	48,500	6/16/2022	53,042	4,542
12 Impala	7/19/2021	141,887	7/15/2022	149,960	8,073
05 Grand Caravan	6/1/2021	138,340	4/13/2022	140,361	2,021
	2020-21 Total:	84,349	2021-22 Total:		89,833

Mileage Comparison:

Buses:	2021 - 2022	103,558
	2020 - 2021	103,201
	2019 - 2020	81,330
	2018 - 2019	102,628
	2017 - 2018	97,870
	2016 - 2017	91,986
	2015 - 2016	104,171

Vehicles:	2021 - 2022	89,833
	2020 - 2021	84,349
	2019 - 2020	75,363
	2018 - 2019	107,846
	2017 - 2018	95,007
	2016 - 2017	108,534
	2015 - 2016	83,671

Total Mileage:	2021 - 2022	193,391
	2020 - 2021	187,550
	2019 - 2020	156,693
	2018 - 2019	210,474
	2017 - 2018	192,877
	2016 - 2017	200,520
	2015 - 2016	187,842

Total Repairs:	12/1/2021 - 11/30/2022	\$115,455.59
	12/1/2020 - 11/30/2021	\$57,643.50
	1/1/2020 - 11/30/2020	\$94,476.03
	2019	\$76,642.03
	2018	\$102,541.91
	2017	\$84,678.31
	2016	\$66,441.44
	2015	\$92,122.46

2022-2023
VEHICLE FLEET

Car - White Mazda	White Mazda	2014	JM1CW2CL7E0174183	5 & Driver	11/28/17	8,899.00	Gregg Young Omaha
Car - White 4-Door Sedan	Chevrolet Impala LS	2012	2G1WF5E33C1302196	5	6/25/14	11,386.00	Sid Dillon Chevrolet Buick, Inc.
Red Ram Truck 2500 SLT	Dodge Pickup	2012	3C6LD5BT1CG306542		2/12/16	24,377.00	Sid Dillon Chevrolet Buick, Inc.
SPED DEPARTMENT							
Van/Silver/Grand Caravan/Minivan	Dodge	2019	2C4RDGBG5KR780990		4/2/20	39,995.00	Mobility Motoring Omaha
Van/White Transit T-350	Ford	2017	1FBZX2CM5HKA03154		3/14/18	59,656.00	Baxter Ford Omaha
Van /Blue Handicap	Dodge	2005	1D4GP24R05B362214		6/5/13	17,000.00	Charles Breunig - Hastings

EAST BUTLER PUBLIC SCHOOLS

District Classification ⓘ

Schools in District **3**
 State Board District **5**
 Educational Service Unit **7**
 Legislative District **23**

EXCELLENT

GREAT

GOOD

NEEDS SUPPORT TO IMPROVE

2021-2022 East Butler Performance Data: Nebraska Student-Centered Assessment System (NSCAS) Percent Proficient

Performance



NSCAS English Language Arts ⓘ

60%

Peers ⓘ

50%

State
47%



NSCAS Mathematics ⓘ

54%

Peers ⓘ

48%

State
46%



NSCAS Science ⓘ

73%

Peers ⓘ

78%

State
66%



NSCAS ACT (3rd Year Cohort) ⓘ

48% 56% *

ELA	Math	Science
Peers ⓘ	Peers ⓘ	Peers ⓘ
66%	63%	71%
State	State	State
46%	44%	48%

2021-2022 State Performance Data:



NSCAS English Language Arts ⓘ

47%



NSCAS Mathematics ⓘ

46%



NSCAS Science ⓘ

66%



NSCAS ACT (11th Grade) ⓘ

46% 44% 48%

ELA Math Science

East Butler Historical NSCAS Data:

Nebraska Student-Centered Assessment System

Percent Proficient: Advanced/On Track or Combined

Combined Results for All Grades Tested

Data Years	English Language Arts ¹	Mathematics ¹	Science ¹
2021-2022	60%	54%	73%
2018-2019	51%	57%	73%
2017-2018	43%	52%	76%

East Butler Public Schools

NWEA MAP Growth

Math	Fall 2015 Mean RIT Score	Spring 2016 Mean RIT Score	% of Students Meeting Growth Projections
Grade			
K	149.4	175.3	91
1	169.1	192.6	93
2	182.3	195.6	44
3	183.9	200.1	60
4	201.1	218.6	80
5	212.7	223.0	55
6	224.2	235.6	72
7	227.9	232.1	32
8	233.0	236.4	48
9	237.1	241.3	71
10	243.3	244.5	43
11	243.6	244.2	40

District

59.0

Reading	Fall 2015 Mean RIT Score	Spring 2016 Mean RIT Score	% of Students Meeting Growth Projections
Grade			
K	149.4	172.3	83
1	168.9	187.9	71
2	179.9	197.1	75
3	180.6	196.6	80
4	196.8	213.1	85
5	207.5	215.5	77
6	214.6	222.6	72
7	221.4	222.9	42
8	222.8	225.3	38
9	222.7	225.0	56
10	223.7	227.0	61
11	228.9	229.6	32

District

62.8

East Butler Public Schools

rowth

East Butler Public Schools NWEA MAP Growth

Math	Fall 2016 Mean RIT Score	Spring 2017 Mean RIT Score	% of Students Meeting Growth Projections
Grade			
K	145.9	170.3	91
1	169.1	189.2	75
2	179.3	193.5	44
3	195.7	209.7	54
4	197.4	208.6	69
5	216.0	229.7	65
6	218.8	232.2	87
7	228.3	232.6	47
8	232.9	233.7	35
9	236.9	240.4	53
10	241.3	248.9	75
11	244.5	246.5	52

District

62.2

Reading	Fall 2016 Mean RIT Score	Spring 2017 Mean RIT Score	% of Students Meeting Growth Projections
Grade			
K	146.9	168.0	86
1	168.0	184.6	70
2	176.6	193.9	75
3	190.3	205.2	69
4	188.6	195.3	50
5	208.6	218.6	85
6	212.7	219.8	61
7	218.7	223.3	63
8	220.1	224.8	62
9	224.7	223.1	32
10	227.6	226.3	44
11	223.8	221.1	43

District

61.8

East Butler Public Schools

NWEA MAP Growth

Math	Fall 2017 Mean RIT Score	Spring 2018 Mean RIT Score	% of Students Meeting Growth Projections
Grade			
K	142.4	170.1	86
1	170.2	190.3	59
2	181.6	197.6	65
3	195.1	208.8	62
4	209.7	220.8	50
5	209.2	225.1	81
6	221.7	233.9	84
7	224.0	229.8	52
8	233.3	238.9	55
9	234.3	237.9	56
10	239.9	242.3	57
11	241.6	245.0	59

District

63.6

Reading	Fall 2017 Mean RIT Score	Spring 2018 Mean RIT Score	% of Students Meeting Growth Projections
Grade			
K	145.2	165.0	76
1	164.1	183.0	77
2	183.3	192.9	35
3	192.2	202.0	46
4	200.1	209.0	58
5	201.4	210.0	63
6	216.3	223.3	68
7	216.3	217.0	38
8	221.8	226.3	61
9	220.3	221.1	48
10	226.9	231.0	57
11	228.1	225.9	24

District

54.3

East Butler Public Schools

NWEA MAP Growth

Math	Fall 2018 Mean RIT Score	Spring 2019 Mean RIT Score	% of Students Meeting Growth Projections
Grade			
K	140.8	175.9	100
1	167.0	186.2	74
2	182.4	194.1	32
3	192.3	206.9	79
4	200.9	217.5	88
5	216.0	229.7	77
6	215.9	225.5	58
7	227.5	233.8	53
8	228.8	236.1	67
9	237.6	240.4	56
10	237.6	242.9	67
11	240.9	241.9	52

District

64.9

Reading	Fall 2018 Mean RIT Score	Spring 2019 Mean RIT Score	% of Students Meeting Growth Projections
Grade			
K	144.2	169.9	83
1	165.0	181.2	45
2	183.0	195.9	68
3	190.7	202	63
4	201.4	207.8	44
5	210.5	216.5	46
6	208.1	215.7	67
7	218.8	222.6	59
8	220.2	220.2	23
9	222.8	218.1	17
10	220.8	223.5	50
11	228.9	224.8	24

District

47.8

East Butler Public Schools

NWEA MAP Growth

Math	Fall 2019 Mean RIT Score	Spring 2020 Mean RIT Score	% of Students Meeting Growth Projections
Grade			
K	141.9		
1	170.8		
2	180.0		
3	193.7		
4	201.8		
5	216.6		
6	221.9		
7	218.4		
8	233.7		
9	231.5		
10	240.4		
11	242.5		

District

Reading	Fall 2019 Mean RIT Score	Spring 2020 Mean RIT Score	% of Students Meeting Growth Projections
Grade			
K	142.9		
1	167.8		
2	181.7		
3	194.3		
4	196.7		
5	207.8		
6	214.9		
7	215.4		
8	222.9		
9	218.6		
10	224.4		
11	223.5		

District

East Butler Public Schools

NWEA MAP Growth

Math	Fall 2020 Mean RIT Score	Spring 2021 Mean RIT Score	% of Students Meeting Growth Projections
Grade			
K	140.3	167.3	93
1	158.4	180.5	79
2	175.6	191.5	57
3	188.8	207.1	87
4	204.0	217.2	55
5	210.4	229.1	90
6	218.5	231.9	93
7	224.3	231.5	71
8	224.4	230.9	67
9	236.9	240.8	59
10	233.2	237.5	60
11	245.8	249.7	53

District

73.0

Reading	Fall 2020 Mean RIT Score	Spring 2021 Mean RIT Score	% of Students Meeting Growth Projections
Grade			
K	139.1	162.3	79
1	155.3	174.6	79
2	173.7	192.4	86
3	184.7	203.1	78
4	201.9	211.2	59
5	204.9	216.5	85
6	211.4	219.4	73
7	217.9	217.2	35
8	215.4	216.9	33
9	224.5	224.5	41
10	216.6	223.0	76
11	228.7	227.6	27

District

64.4

East Butler Public Schools

NWEA MAP Growth

Math	Fall 2021 Mean RIT Score	Spring 2022 Mean RIT Score	% of Students Meeting Growth Projections
Grade			
K	144.7	167.1	100
1	164.7	186.3	78
2	170.3	188.8	76
3	186.5	200.3	53
4	206.6	218.5	60
5	214.6	228.1	70
6	222.5	231.9	67
7	224.5	232.5	59
8	228.7	233.8	44
9	230	232.2	53
10	236.3	238.6	44
11	235.8	234.6	40

District

61.1

Reading	Fall 2021 Mean RIT Score	Spring 2022 Mean RIT Score	% of Students Meeting Growth Projections
Grade			
K	142	160.1	78
1	157.3	177.7	81
2	173.3	189.5	52
3	184.4	196.7	67
4	199.4	211.4	65
5	210.5	216.9	57
6	218.0	221.0	48
7	218.1	222.1	63
8	217.9	221.3	50
9	210.5	212.1	53
10	221.6	220.6	29
11	219.2	219.5	44

District

56.8

East Butler Public Schools

NWEA MAP Growth

Math	Fall 2022 Mean RIT Score	Spring 2023 Mean RIT Score	% of Students Meeting Growth Projections
Grade			
K	147.2		
1	166.8		
2	176.2		
3	189.9		
4	200.7		
5	217.2		
6	221.5		
7	230.4		
8	235.5		
9	231.5		
10	230.8		
11	239.4		

District

Reading	Fall 2022 Mean RIT Score	Spring 2023 Mean RIT Score	% of Students Meeting Growth Projections
Grade			
K	141.8		
1	154.3		
2	173.2		
3	182.9		
4	193.5		
5	209.9		
6	217.9		
7	222.7		
8	220.3		
9	217.8		
10	210.3		
11	222.9		

District

East Butler Public Schools NWEA MAP Growth

% of Students Meeting Growth Projections

Math	Class of 2035	Class of 2034	Class of 2033	Class of 2032	Class of 2031	Class of 2030	Class of 2029	Class of 2028	Class of 2027	Class of 2026	Class of 2025	Class of 2024	Class of 2023	Class of 2022	Class of 2021	Class of 2020	Class of 2019	Class of 2018	Class of 2017
Grade																			
K		100	93		100	86	91	91	100	80	53	71	95	25					
1			78	79		74	59	75	93	84	83	42	68	63	17				
2				76	57		32	65	44	44	40	32	14	40	60	11			
3					53	87		79	62	54	60	76	67	26	33	72	22		
4						60	55		88	50	69	80	74	41	46	52	36	32	
5							70	90		77	81	65	55	70	67	50	85	46	59
6								67	93		58	84	87	72	88	83	47	72	37
7									59	71		53	52	47	32	33	44	32	64
8										44	67		67	55	35	48	42	35	25
9											53	59		56	53	71	42	33	33
10												44	60		67	57	75	43	52
11													40	53		52	59	52	40
												F22-S23	F21-S22	F20-S21	F19-S20	F18-S19	F17-S18	F16-S17	F15-S16
													61.1	73.0	Covid	64.9	63.6	62.2	59.0

F09-S10
F10-S11
F11-S12
F12-S13
F13-S14
F14-S15

Reading	Class of 2035	Class of 2034	Class of 2033	Class of 2032	Class of 2031	Class of 2030	Class of 2029	Class of 2028	Class of 2027	Class of 2026	Class of 2025	Class of 2024	Class of 2023	Class of 2022	Class of 2021	Class of 2020	Class of 2019	Class of 2018	Class of 2017	
Grade																				
K		78	79		83	76	86	91	100	95	73	88	100	43						
1			81	79		45	77	70	93	72	100	70	59	67	33					
2				52	86		68	35	75	44	67	67	25	43	86	28				
3					67	78		63	46	69	60	65	57	16	63	69	11			
4						65	59		44	58	50	80	65	53	46	55	43	32		
5							57	85		46	63	85	55	75	75	43	69	52	47	
6								48	73		67	68	61	72	71	63	57	75	59	
7									63	35		59	38	63	32	57	56	52	64	
8										50	33		23	61	62	48	58	46	42	
9											53	41		17	48	32	71	79	33	
10												29	76		50	57	44	43	39	
11													44	27		24	43	43	40	
													F22-S23	F21-S22	F20-S21	F19-S20	F18-S19	F17-S18	F16-S17	F15-S16
														56.8	64.4	Covid	47.8	54.3	61.8	62.8

F09-S10
F10-S11
F11-S12
F12-S13
F13-S14
F14-S15

East Butler Public Schools MAP Growth

% of Students Meeting Growth Projecti

	Fall 2015 to Spring 2016	Fall 2016 to Spring 2017	Fall 2017 to Spring 2018	Fall 2018 to Spring 2019	Fall 2019 to Spring 2020	Fall 2020 to Spring 2021
Math	59.0	62.2	63.6	64.9	Covid	73
Reading		61.8	54.3	47.8	Covid	64.4

th

ons

Fall 2021 to Spring 2022	Fall 2022 to Spring 2023
61.1	
56.8	

	61.1		73	Covid	64.9
	56.8		64.4	Covid	47.8

63.6	62.2	59
54.3	61.8	

East Butler Public Schools NSCAS

% of Students Meeting or Exceeding the Standard

Math	Class of 2032	Class of 2031	Class of 2030	Class of 2029	Class of 2028	Class of 2027
Grade						
3		50				
4			70			
5				67		
6					64	
7						39
8						
						Spring 23

Reading	Class of 2032	Class of 2031	Class of 2030	Class of 2029	Class of 2028	Class of 2027
Grade						
3		56				
4			60			
5				67		
6					78	
7						55
8						
						Spring 23

Science	Class of 2032	Class of 2031	Class of 2030	Class of 2029	Class of 2028	Class of 2027
Grade						
3						
4						
5				88		
6						
7						
8						
						Spring 23



ards

Class of 2026
31

Spring 22

Class of 2026
48

Spring 22

Class of 2026
63

Spring 22

Math	Class of 2035	Class of 2034	Class of 2033	Class of 2032	Class of 2031	Class of 2030
Grade						
K		89				
1			89			
2				43		
3					63	
4						70
5						
6						
7						
8						
9						
10						
11						

Reading	Class of 2035	Class of 2034	Class of 2033	Class of 2032	Class of 2031	Class of 2030
Grade						
K		89				
1			67			
2				59		
3					44	
4						75
5						
6						
7						
8						
9						
10						
11						

East Butler Public Schools NWEA MAP Growth

% of Students Above 50th Percentile

Class of 2029	Class of 2028	Class of 2027	Class of 2026	Class of 2025	Class of 2024	Class of 2023
88						
	77					
		71				
			50			
				53		
					61	
						48
					Spring 23	Spring 22

Class of 2029	Class of 2028	Class of 2027	Class of 2026	Class of 2025	Class of 2024	Class of 2023
67						
	68					
		82				
			56			
				26		
					50	
						44
					Spring 23	Spring 22

Board of Education Regular Meeting
Wednesday, November 9, 2022 6:30 P.M.
East Butler School - Brainard, NE

1. Call Meeting To Order at 6:30 P.M.

2. Roll Call - Present: Brandon Jisa, Megan Kozisek, Ryan Pekarek, Dylan Spatz, Sarah Strizek, and Kim TePoel. Also present: Mr. Michael Eldridge, Superintendent, Mr. Mark Cidlik, Secondary Principal, and Mr. Shawn Biltoft, Elementary Principal.

3. Flag Salute

4. Approve Agenda

Motion to approve the agenda as presented passed with a motion by Ryan Pekarek and a second by Sarah Strizek.

Brandon Jisa: Yea, Megan Kozisek: Yea, Ryan Pekarek: Yea, Dylan Spatz: Yea, Sarah Strizek: Yea, Kim TePoel: Yea

5. Patrons Comments

Dan Schmid spoke about the Veteran's Day program, and thanked the administration and board for putting on this event.

Blaine Orta spoke about the school parking lot.

6. Informational Items included:

6.1 Student Presentation - Mrs. Lyshelle Jisa, Dwight Preschool Teacher, shared a video of her students working on Alphabet sounds.

6.2. School Audit Update - Mr. Eldridge provided information to the board regarding the recently completed school audit.

6.3. School Facility Plan - Mr. Eldridge shared the five year facility plan with the board.

7. Consent Agenda

7.1. Approval of Minutes

7.2. Treasurer's Report

7.3. Approval of Resignation and Hires

Motion to approve the consent agenda as presented passed with a motion by Dylan Spatz and a second by Ryan Pekarek.

Brandon Jisa: Yea, Megan Kozisek: Yea, Ryan Pekarek: Yea, Dylan Spatz: Yea, Sarah Strizek: Yea, Kim TePoel: Yea

8. Regular Agenda

8.1. Discuss, consider, and take any necessary action on the proposed propane bids.

Motion to approve the propane bid of \$1.39/gallon from Schuyler Cooperative passed with a motion by Ryan Pekarek and a second by Dylan Spatz.

Brandon Jisa: Yea, Megan Kozisek: Yea, Ryan Pekarek: Yea, Dylan Spatz: Yea, Sarah Strizek: No, Kim TePoel: Abstain

8.2. Discuss, consider, and take any necessary action on the bids for phase III of the restroom renovations.

Approve all proposed bids for phase III of the restroom renovations as presented passed with a motion by Kim TePoel and a second by Sarah Strizek

Brandon Jisa: Yea, Megan Kozisek: Yea, Ryan Pekarek: Yea, Dylan Spatz: Yea, Sarah Strizek: Yea, Kim TePoel: Yea

8.3. Discuss, consider, and take any necessary action on the proposed negotiated agreement for the 2023-2024 school year.

Enter Closed Session at 7:12 P.M. to protect the financial interest of the district passed with a motion by Ryan Pekarek, seconded by Dylan Spatz.

Brandon Jisa: Yea, Megan Kozisek: Yea, Ryan Pekarek: Yea, Dylan Spatz: Yea, Sarah Strizek: Yea, Kim TePoel: Yea

Exit Closed Session at 7:34 P.M. passed with a motion by Dylan Spatz, seconded by Ryan Pekarek.

Brandon Jisa: Yea, Megan Kozisek: Yea, Ryan Pekarek: Yea, Dylan Spatz: Yea, Sarah Strizek: Yea, Kim TePoel: Yea

Approved proposed negotiated agreement contingent upon EBEA acceptance for the 2023-24 school year maintaining 188 teacher contract days; \$39,011 base pay; Insurance deductible stays the same; Adjust Sponsor Pay - Dance Sponsor to 4%, Spiritleader Sponsor to 2%; Change STRIV sponsor to Streaming Coordinator; Change the minimum of seven years experience in the East Butler system to four years and no longer a probationary teacher to attend national convention; and teacher contract due date changed to April 1st passed with a motion by Megan Kozisek and a second by Brandon Jisa.

Brandon Jisa: Yea, Megan Kozisek: Yea, Ryan Pekarek: Yea, Dylan Spatz: Yea, Sarah Strizek: Yea, Kim TePoel: Yea

9. Administrative Comments

10. Items for next Meeting - Roof Bids; Student Assessment Data; Transportation Update; 2023-24 School Calendar

11. Adjournment

Adjourn at 8:00 P.M. passed with a motion by Dylan Spatz and a second by Brandon Jisa.

Brandon Jisa: Yea, Megan Kozisek: Yea, Ryan Pekarek: Yea, Dylan Spatz: Yea, Sarah Strizek: Yea, Kim TePoel: Yea

Sarah Strizek

Recording Secretary

Activity Fund Balance Report - Account - Exclude Encumbrances
12/2022 - 12/2022

Regular; Beginning Month 12/2022; Processing Month 12/2022; Accounts to Include Accounts with Activity; Fund Number 05

Fund: 05 ACTIVITY FUND

<u>Chart of Account Number</u>	<u>Chart of Account Description</u>		<u>Expenses</u>	<u>Revenues</u>	<u>Balance Change</u>	<u>Balance</u>
05 704	FUND BALANCE	*Previous Balance				146.40
		*Ending Balance:	0.00	0.00	0.00	146.40
05 704 2001	ACADEMIC DECATHALON	*Previous Balance				1,080.80
		*Ending Balance:	0.00	0.00	0.00	1,080.80
05 704 2002	AG PROJECTS	*Previous Balance				1,206.35
		*Ending Balance:	0.00	0.00	0.00	1,206.35
05 704 2003	ANNUAL	*Previous Balance				4,384.09
		*Ending Balance:	0.00	0.00	0.00	4,384.09
05 704 2004	ATHLETIC	*Previous Balance				36,826.34
05 704 2004	ATHLETIC		0.00	0.00	0.00	
05 2900 610 000 2004	ATHLETIC		150.00	0.00	0.00	
05 704 2004	ATHLETIC	*Current Activity				(150.00)
		*Ending Balance:	150.00	0.00	0.00	36,676.34
05 704 2005	BOX TOPS/ PPT	*Previous Balance				5,293.65
		*Ending Balance:	0.00	0.00	0.00	5,293.65
05 704 2006	CHEERLEADERS	*Previous Balance				488.82
		*Ending Balance:	0.00	0.00	0.00	488.82
05 704 2007	CLOSE UP	*Previous Balance				19,905.03
		*Ending Balance:	0.00	0.00	0.00	19,905.03
05 704 2008	COLLEGE ACCESS GRANT	*Previous Balance				2,011.05
		*Ending Balance:	0.00	0.00	0.00	2,011.05
05 704 2009	CONCESSIONS	*Previous Balance				292.38
		*Ending Balance:	0.00	0.00	0.00	292.38
05 704 2010	DANCE TEAM	*Previous Balance				279.51
		*Ending Balance:	0.00	0.00	0.00	279.51
05 704 2011	DRAMA	*Previous Balance				1,529.08
		*Ending Balance:	0.00	0.00	0.00	1,529.08
05 704 2012	DRUG FREE PROGRAM	*Previous Balance				395.49
		*Ending Balance:	0.00	0.00	0.00	395.49
05 704 2013	EDIVATE	*Previous Balance				431.17
		*Ending Balance:	0.00	0.00	0.00	431.17
05 704 2014	FBLA	*Previous Balance				1,763.12
		*Ending Balance:	0.00	0.00	0.00	1,763.12

Activity Fund Balance Report - Account - Exclude Encumbrances
12/2022 - 12/2022

Regular; Beginning Month 12/2022; Processing Month 12/2022; Accounts to Include Accounts with Activity; Fund Number 05

Fund: 05 ACTIVITY FUND

<u>Chart of Account Number</u>	<u>Chart of Account Description</u>		<u>Expenses</u>	<u>Revenues</u>	<u>Balance Change</u>	<u>Balance</u>
05 704 2015	FCCLA	*Previous Balance				3,697.98
		*Ending Balance:	0.00	0.00	0.00	3,697.98
05 704 2016	FFA	*Previous Balance				44,965.03
		*Ending Balance:	0.00	0.00	0.00	44,965.03
05 704 2017	FFA GREENHOUSE	*Previous Balance				6,783.02
		*Ending Balance:	0.00	0.00	0.00	6,783.02
05 704 2022	CLASS OF 2022	*Previous Balance				0.00
		*Ending Balance:	0.00	0.00	0.00	0.00
05 704 2023	CLASS OF 2023	*Previous Balance				3,144.42
		*Ending Balance:	0.00	0.00	0.00	3,144.42
05 704 2024	CLASS OF 2024	*Previous Balance				5,570.85
		*Ending Balance:	0.00	0.00	0.00	5,570.85
05 704 2025	CLASS OF 2025	*Previous Balance				2,167.00
		*Ending Balance:	0.00	0.00	0.00	2,167.00
05 704 2026	FUND BALANCE	*Previous Balance				320.05
		*Ending Balance:	0.00	0.00	0.00	320.05
05 704 3001	LAPTOP INITIATIVE	*Previous Balance				25,894.08
		*Ending Balance:	0.00	0.00	0.00	25,894.08
05 704 3002	LETTERCLUB	*Previous Balance				1,459.94
		*Ending Balance:	0.00	0.00	0.00	1,459.94
05 704 3004	MUSIC	*Previous Balance				454.73
		*Ending Balance:	0.00	0.00	0.00	454.73
05 704 3005	NATIONAL HONOR SOCIETY	*Previous Balance				314.91
		*Ending Balance:	0.00	0.00	0.00	314.91
05 704 3006	SPEECH	*Previous Balance				17.76
		*Ending Balance:	0.00	0.00	0.00	17.76
05 704 3007	STUDENT COUNCIL	*Previous Balance				2,271.75
		*Ending Balance:	0.00	0.00	0.00	2,271.75
05 704 3009	WR SPIRIT LEADERS	*Previous Balance				514.69
		*Ending Balance:	0.00	0.00	0.00	514.69
05 704 3010	SKILLS USA	*Previous Balance				4,674.28

Activity Fund Balance Report - Account - Exclude Encumbrances

12/2022 - 12/2022

Regular; Beginning Month 12/2022; Processing Month 12/2022; Accounts to Include Accounts with Activity; Fund Number 05

Fund: 05 **ACTIVITY FUND**

<u>Chart of Account Number</u>	<u>Chart of Account Description</u>		<u>Expenses</u>	<u>Revenues</u>	<u>Balance Change</u>	<u>Balance</u>
		*Ending Balance:	0.00	0.00	0.00	4,674.28
		*Previous Balance				5,994.23
05 704 3011	CAREER TECHNICAL EDUCATION		0.00	0.00	0.00	
05 704 3011	CAREER TECHNICAL EDUCATION		844.02	0.00	0.00	
05 2900 610 000 3011	CAREER TECHNICAL EDUCATION					(844.02)
05 704 3011	CAREER TECHNICAL EDUCATION	*Current Activity				
		*Ending Balance:	844.02	0.00	0.00	5,150.21
		*Previous Balance				14.02
05 704 3012	ESPORTS	*Ending Balance:	0.00	0.00	0.00	14.02
		Fund Total: 05	994.02	0.00	0.00	183,298.00

PAID IN NOVEMBER 2022				
PRE-APPROVED BILLS (GENERAL FUND)				
11/4/22				
Nancy Copenhaver		Chk# 41776	Embroidery Machine & Training	\$660.00
First National Bank - CC		Chk# 41777	CDL Renewal, PS Doorbell	\$101.53
First National Bank - CC		Chk# 41778	Gas for the white car	\$47.95
First National Bank - CC		Chk# 41779	Cart tires, First Aid Certification	\$235.52
11/8/22				
Butler Public Power District		Chk# 41788	Dwight electricity	\$587.01
Diversified Drug Testing		Chk# 41789	2023 Membership Dues	\$60.00
11/9/22				
All about Learning		Chk# 41790	Shipping Charge	\$12.95
11/28/22				
American Floor Mats		Chk# 41791	Front Entry Logo Mat	\$960.98
Butler County Clerk		Chk# 41792	Postcard Costs	\$666.51
Cash - First Nebraska Bank		Chk#41793	Petty cash for Postage	\$43.68
			TOTAL	\$3,376.13

Regular; Processing Month 12/2022; Accounts to Include Accounts with
Activity; Fund Number 01

Fund: 01 GENERAL FUND

<u>Account Number</u>	<u>Description</u>	<u>Revised Budget</u>	<u>During Month</u>	<u>To Date</u>	<u>% of Budget</u>	<u>Budget Balance</u>
01 1100	PROPERTY TAXES	6,149,959.00	0.00	1,418,178.52	23.06	4,731,780.48
01 1115	CARLINE	2,500.00	0.00	358.17	14.33	2,141.83
01 1120	PUBLIC POWER DISTRICT-SALES TAX	8,000.00	0.00	1,355.43	16.94	6,644.57
01 1125	MOTOR VEHICLE TAXES	285,000.00	0.00	62,805.33	22.04	222,194.67
01 1370	PRE-SCHOOL TUITION	10,000.00	0.00	4,855.00	48.55	5,145.00
01 1510	INTEREST	3,000.00	0.00	178.08	5.94	2,821.92
01 1800	COMMUNITY SERVICE ACTIVITIES	0.00	0.00	2,650.00	0.00	(2,650.00)
01 1911	LOCAL LICENSE FEES	0.00	0.00	1,110.00	0.00	(1,110.00)
01 1990	MISC LOCAL REV	4,000.00	0.00	0.00	0.00	4,000.00
Subtotal: LOCAL RECIEPTS		6,462,459.00	0.00	1,491,490.53	23.08	4,970,968.47
01 2110	COUNTY FINES/LICENSES	25,000.00	0.00	6,269.57	25.08	18,730.43
01 2210	ESU RECEIPTS	30,000.00	0.00	264.44	0.88	29,735.56
Subtotal: 2000		55,000.00	0.00	6,534.01	11.88	48,465.99
01 3110	STATE AID	53,932.00	0.00	16,179.00	30.00	37,753.00
01 3120	SPED PROGRAMS/SCHOOL AGE	450,000.00	0.00	0.00	0.00	450,000.00
01 3125	SPED TRANSPORTATION/SCHOOL AGE	50,000.00	0.00	0.00	0.00	50,000.00
01 3400	STATE APPORTIONMENT	40,000.00	0.00	0.00	0.00	40,000.00
Subtotal: 3000		593,932.00	0.00	16,179.00	2.72	577,753.00
01 4105	UNIVERSAL SERVICES E-RATE	7,000.00	0.00	0.00	0.00	7,000.00
01 4511	TITLE VI (REAP)	27,355.00	0.00	0.00	0.00	27,355.00
01 4518	SPED IDEA Part B	50,000.00	0.00	0.00	0.00	50,000.00
01 4708	MEDICAID IN PUBLIC SCHOOLS	10,000.00	0.00	5,290.86	52.91	4,709.14
01 4998	ESSER III	114,584.00	0.00	66,967.00	58.44	47,617.00
Subtotal: 4000		208,939.00	0.00	72,257.86	34.58	136,681.14
01 5200	TRANSFERS	0.00	0.00	212,039.19	0.00	(212,039.19)
01 5690	OTHER NON-REVENUE RECEIPTS	15,000.00	0.00	17,084.15	113.89	(2,084.15)
Subtotal: 5000		15,000.00	0.00	229,123.34	1,527.49	(214,123.34)
01 6406	IDEA	0.00	0.00	1,561.00	0.00	(1,561.00)
01 6422	IDEA	0.00	0.00	934.00	0.00	(934.00)
Subtotal: 6000		0.00	0.00	2,495.00	0.00	(2,495.00)
01 9000	NON-PROGRAM RECEIPTS	650,000.00	0.00	0.00	0.00	650,000.00
Subtotal: NON-PROGRAM RECEIPTS		650,000.00	0.00	0.00	0.00	650,000.00
Fund Total:		7,985,330.00	0.00	1,818,079.74	22.77	6,167,250.26

December 14, 2022				
SPECIAL BUILDING FUND BILLS				
Borroughs		Chk# 1252		
		\$8,366.35		
Truist Government Finance		Chk# 1253		
		\$181,770.01		
TOTAL		\$190,136.36		
DEPRECIATION FUND BILLS				
Midwest Sound & Lighting		Chk# 1112		
		\$11,674.10		
East Butler General Fund		Chk# 1113		
		\$200,000.00		
TOTAL		\$231,674.10		
QUALIFIED CAPITAL IMPROVEMENT PURPOSE UNDERTAKING FUND (QCPUF)				
No QCPuf bills in November				
TOTAL		\$0.00		

**Treasurer's Report for the Board of Education
December 14 , 2022
Month of November 2022**

General Fund

Beginning of the Month Balance	\$ 1,225,309.65
Receipts	\$ 271,903.50
Interest	\$ 51.64
Expenditures	\$ 565,497.74
End of Month Balance	\$ 931,767.05
MCAULIFFE PRIZE 12 MONTH (due 04/5/21)	\$ 534.35
BANK OF PRAGUE 24 MONTH (due 10/1/22)	\$ 408,039.65

Special Building Fund

Beginning of the Month Balance	\$ 558,187.00
Butler County Taxes	\$ 3,356.32
Saunders County Taxes	\$ 1,630.22
Seward County Taxes	\$ 263.76
Receipts	\$ 5,250.30
Interest	\$ 23.80
Expenditures	\$ 381.25
End of Month Balance	\$ 563,079.85
FIRST NEBRASKA BANK 12 MONTH FLEX (due 06/10/21)	\$ 0.00

Qualified Capital Purpose Undertaking Fund

Beginning of the Month Balance	\$ 319,891.71
Receipts	\$ 667.57
Interest	\$ 7.66
Expenditures	\$ 170,012.50
End of Month Balance	\$ 150,554.44

Student Fees Fund

Beginning of the Month Balance	\$ 12,101.59
Receipts	\$ 295.00
Service Charge	\$ 3.00
Expenditure	\$ 390.00
End of Month Balance	\$ 12,003.59

Depreciation Fund

Beginning of the Month Balance	\$ 311,889.15
Receipts	\$ 0.00
Transfer	\$ 0.00
Interest	\$ 264.84
Expenditures	\$ 211,674.10
End of Month Balance	\$ 100,479.89

Employee Benefit Fund

Beginning of the Month Balance	\$ 11,202.90
Receipts	\$ 0.00
Transfer	\$ 0.00
Interest	\$ 2.23
Expenditures	\$ 40.36
End of Month Balance	\$ 11,164.77

Nebraska Liquid Asset Fund

Beginning of the Month Balance	\$ 0.06
Receipts	\$ 0.00
Interest	\$ 0.00
Expenditures	\$ 0.00
End of Month Balance	\$ 0.06

Activity Fund

Beginning of the Month Balance	\$ 132,965.24
Receipts	\$ 55,890.66
Interest	\$ 6.15
Expenditures	\$ 28,347.03
End of Month Balance	\$ 160,515.02
First Nebraska Bank - 18 mo (Close Up CD #1248)	\$ 2,410.04
First Nebraska Bank - 18 mo (Close Up CD #1353)	\$ 2,586.32
First Nebraska Bank - 12 mo (Close UP CD# 1514)	\$ 2,404.64

Lunch Fund

Beginning of the Month Balance	\$ 182,968.41
Receipts	\$ 15,600.57
Interest	\$ 35.06
Expenditures	\$ 23,947.40
End of Month Balance	\$ 174,656.64

	<u>PIK/Gross</u>	<u>Amount</u>	<u>Expense/ Employer</u>	<u>Adjustment Amount</u>	<u>Check Total</u>	<u>Payee ID</u>	<u>Payee Name</u>
Check Date:	12/20/2022	Batch Description: December PR-0007					
Processing Month:	12/2022	Status: Calculated Successfully					
Checking Account ID:	1						
ADD							
ACTIVITYTR Activity trips			523.25				
HOLIDAY Holiday Pay			1,153.92				
HOURLY Hourly Pay			69,909.07				
OT Overtime Pay			1,517.01				
PARASUB ParaEducator Substitute			850.00				
PERSONAL Personal Time			463.28				
SICK Sick Time Used			1,653.96				
SUB Substitute			8,685.00				
SUBDRIVER Substitute Bus Driver			295.38				
SUBLONG Long Term Substitute			412.50				
VACATION Vacation Time			683.52				
			<u>86,146.89</u>				
CONTRACT							
C01 Contract 1			231,604.54				
C02 Contract 2			13,973.62				
C03 Deduct			(1,082.86)				
C04 Title 1			2,157.33				
C05 Extra Services			696.02				
			<u>247,348.63</u>				
DEDUCTION							
ACCIDENT ACCIDENT		175.11			175.11	AFLACREMI	AFLAC REMITTANCE SERVICES
ACCIDENTCO ACCIDENT-COLONI		150.65			150.65	COLONIAL	COLONIAL LIFE & ACCIDENT INS. CO
CANCER CANCER		75.98			75.98	AFLACREMI	AFLAC REMITTANCE SERVICES
CANCERCOLO CANCER-COLONIAL		44.20			44.20	COLONIAL	COLONIAL LIFE & ACCIDENT INS. CO
DENTALPOST FAMILY DENTAL		1,012.17	1,783.46		2,795.63	BLUECROSS	BLUE CROSS BLUE SHIELD OF NE
DENTALPRE DENTAL		258.63	234.20		492.83	BLUECROSS	BLUE CROSS BLUE SHIELD OF NE
DEPCARE DEPENDENT CARE		141.67			141.67	EASTBTLR2R	EAST BUTLER SCHOOL DIST 2R
HEALTH HEALTH INSURANC		1,638.75	78,641.47		80,280.22	BLUECROSS	BLUE CROSS BLUE SHIELD OF NE
HORACEMANN HORACE MANN ANN		100.00			100.00	HORACEMAN	HORACE MANN LIFE INS CO
HOSPPRE HOSPITAL - PRET		240.11			240.11	AFLACREMI	AFLAC REMITTANCE SERVICES
URM URM		1,313.17			1,313.17	EASTBTLR2R	EAST BUTLER SCHOOL DIST 2R
VALKGARNIS Garnishment 2		217.50			217.50	CREDITMANA	CREDIT MANAGEMENT SERVICES
VISION VISION		639.71			639.71	VISION	VISION SERVICE PLAN
WADREED FTC ANNUITY		933.57			933.57	WADDELLAN	FTC
		<u>6,941.22</u>	<u>80,659.13</u>	<u>0.00</u>	<u>87,600.35</u>		
INDIVIDUAL BANK ACCOUNT DEDUCTION							
HSA HSA		701.85	2,457.41		3,159.26		D
		<u>701.85</u>	<u>2,457.41</u>	<u>0.00</u>	<u>3,159.26</u>		
RET DEDUCTION							
NPERS RETIREMENT	321,482.82	31,441.01	31,755.47		63,196.48	RET	NEBRASKA SCHOOL RETIREMENT A SYS
		<u>31,441.01</u>	<u>31,755.47</u>	<u>0.00</u>	<u>63,196.48</u>		
TAX							
FIT FIT	296,280.82	22,964.34			22,964.34	EFTPS	ELECTRONIC FEDERAL TAX PAYMENT SYSTEM A
FUTA FUTA	333,449.24						
MEDICARE MEDICARE	328,755.40	4,766.99	4,766.99		9,533.98	EFTPS	ELECTRONIC FEDERAL TAX PAYMENT SYSTEM A
SITNE SIT NE	296,280.82	10,896.53			10,896.53	SITNE	NEBRASKA DEPARTMENT OF REVENUE A
SOCSEC SOC SEC	328,755.40	20,382.85	20,382.85		40,765.70	EFTPS	ELECTRONIC FEDERAL TAX PAYMENT SYSTEM A
SUTANE SUTA NE	333,449.24						
WCNE WORK COMP NE	333,449.24						
		<u>59,010.71</u>	<u>25,149.84</u>	<u>0.00</u>	<u>84,160.55</u>		

Payroll Register - Totals
Unposted; Payroll Type Extra, Pay Off Contracts, Regular, Void

<u>PIK/Gross</u>	<u>Amount</u>	<u>Expense/ Employer</u>	<u>Adjustment Amount</u>	<u>Check Total</u>	<u>Payee ID</u>	<u>Payee Name</u>
------------------	---------------	------------------------------	------------------------------	--------------------	-----------------	-------------------

Checking Account ID: 1

Net Pay:	235,400.73
Cash Total:	473,517.37

Non - FIT Taxable Deductions	37,214.70
Non - SIT Taxable Deductions	37,214.70
Non - SOC SEC Taxable Deductions	4,740.12
Non - MEDICARE Taxable Deductions	4,740.12
Direct Deposits	238,559.99
Automatic Payments	147,357.03
Adds + Contracts + Deduction Adds	333,495.52

12/09/2022 11:29 AM

Unposted: Batch Description General Fund Invoices-0089

User ID: BSJ

Vendor Name	Vendor Description	Amount
Checking Account ID 1	Fund Number 01	GENERAL FUND
AMAZON/SYNCEB		42.98
AMGL		10,850.00
AMPLIFY EDUCATION, INC		700.00
B.J. HARDWARE		42.94
BARCO PRODUCTS		350.98
BOYS TOWN		3,500.00
BRAKENHOFF, KELLY		315.00
BURESH LAWN CARE		3,900.00
BUTLER COUNTY CLINIC		150.00
BUTLER COUNTY HEALTH CARE CENTER		2,112.60
CANON FINANCIAL SERVICES		3,150.00
CANON SOLUTIONS AMERICA INC		402.71
CAROLINA BIOLOGICAL SUPPLY COMPANY		137.46
CENTRAL NEBRASKA REHABILITATION SERVICES		512.38
COLUMBUS SCREEN PRINTING		335.00
CRESCENT ELECTRIC SUPPLY COMPANY		101.75
CTF SERVICE INC		2,328.94
CULLIGAN OF COLUMBUS		439.00
DALE'S FOOD PRIDE		31.85
DAVID CITY ACE HARDWARE		45.58
DAVID CITY PUBLIC SCHOOLS		12,050.63
DIDIER'S GROCERY		349.89
DIVERSIFIED DRUG TESTING		340.00
EAKES OFFICE SUPPLY		459.90
EAST BUTLER PUBLIC SCHOOL FOUNDATION		1,946.20
ELECTRONIC ENGINEERING COMPANY		517.50
ESU #7		37,549.89
FIRST NEBRASKA BANK INSURANCE GROUP, INC		940.00
FRONTIER COOPERATIVE CO		7,069.80
FUEHRER, KIM		16.49
GLOBAL INDUSTRIAL		1,125.99
HEISER, KIM		46.25
HINES, VICKIE		11.25
HOME DEPOT PRO		607.95
INNOVATIVE OFFICE SOLUTIONS LLC		62.30
KSB SCHOOL LAW		58.00
LINCOLN JOURNAL STAR		76.58
MADISON NATIONAL LIFE INS CO		717.08
NE LABOR LAW POSTER SERVICE		192.00
NEBRASKA COUNCIL OF SCHOOL ADMINISTRATORS		220.00
POLLOCK, TAYLOR		361.50
REGION V SERVICES		580.47
SCHOOL NURSE SUPPLY, INC		37.56
SCHUYLER COOP ASSOCIATION		5,267.67
TASHA BAKES CAKE		249.00
TECH MASTERS		1,722.27
TIME MANAGEMENT SYSTEMS		197.10
VILLAGE OF BRAINARD		4,209.95
VILLAGE OF DWIGHT		482.25
VILLAGE OF PRAGUE		8.00
WAHOO-WAVERLY-ASHLAND NEWSPAPERS		126.72
WASTE CONNECTIONS OF NEBRASKA		715.52
WINDSTREAM NEBRASKA, INC.		1,119.36
Fund Number 01		<u>108,884.24</u>

Board Report - Newspaper

Unposted; Batch Description General Fund Invoices-0089

Vendor Description

Amount

108,884.24

East Butler Public Schools Roof Restoration Project FY 2023		
Contractor	Lumps Sum Base Bid	Bid Bond
ARR/Boone Brothers	\$ 199,000	y
Mckinnis Roofing	\$ 282,469	y
Rawson Roofing	\$ 216,695	y
Tri Cities Roofing	\$ 249,940	n
Brazos Urethane	\$ 259,924	y
Independent Roofing	\$ 189,000	y
Weathercraft Roofing	\$ 247,171	y

To: Mike Eldridge, Superintendent, East Butler Public Schools

From: Chris Wall - The Garland Company

Date: November 18, 2022

Re: Recommendation for 2023 Roof Restoration Project

Mike,

Upon reviewing the bid results for the 2023 Roof Restoration project, I am recommending that the contract be awarded to lowest bidder for the base bids received. East Butler Public Schools should accept the "Lump Sum Bid" provided by Independent Roofing, in the amount of \$189,000.

The contracting firm determined to be the "Low Bidder" has been contacted, is satisfied with the results of the bid, and is prepared to complete the project per specification. Please refer to bid tabulation form.

If you have any further questions, please do not hesitate to contact me.

Sincerely,

Chris Wall

The Garland Company

EAST BUTLER PUBLIC SCHOOL DISTRICT

2023-2024 School Calendar - Proposed

August 2023						
Su	M	Tu	W	Th	F	Sa
		1	2	3	4	5
6	7	8	9	10	11	12
13	14	15	16	17	18	19
20	21	22	23	24	25	26
27	28	29	30	31		

September 2023						
Su	M	Tu	W	Th	F	Sa
					1	2
3	4	5	6	7	8	9
10	11	12	13	14	15	16
17	18	19	20	21	22	23
24	25	26	27	28	29	30

October 2023						
Su	M	Tu	W	Th	F	Sa
1	2	3	4	5	6	7
8	9	10	11	12	13	14
15	16	17	18	19	20	21
22	23	24	25	26	27	28
29	30	31				

November 2023						
Su	M	Tu	W	Th	F	Sa
			1	2	3	4
5	6	7	8	9	10	11
12	13	14	15	16	17	18
19	20	21	22	23	24	25
26	27	28	29	30		

December 2023						
Su	M	Tu	W	Th	F	Sa
					1	2
3	4	5	6	7	8	9
10	11	12	13	14	15	16
17	18	19	20	21	22	23
24	25	26	27	28	29	30
31						

January 2024						
Su	M	Tu	W	Th	F	Sa
	1	2	3	4	5	6
7	8	9	10	11	12	13
14	15	16	17	18	19	20
21	22	23	24	25	26	27
28	29	30	31			

February 2024						
Su	M	Tu	W	Th	F	Sa
				1	2	3
4	5	6	7	8	9	10
11	12	13	14	15	16	17
18	19	20	21	22	23	24
25	26	27	28	29		




March 2024						
Su	M	Tu	W	Th	F	Sa
					1	2
3	4	5	6	7	8	9
10	11	12	13	14	15	16
17	18	19	20	21	22	23
24	25	26	27	28	29	30
31						




April 2024						
Su	M	Tu	W	Th	F	Sa
	1	2	3	4	5	6
7	8	9	10	11	12	13
14	15	16	17	18	19	20
21	22	23	24	25	26	27
28	29	30				

May 2024						
Su	M	Tu	W	Th	F	Sa
			1	2	3	4
5	6	7	8	9	10	11
12	13	14	15	16	17	18
19	20	21	22	23	24	25
26	27	28	29	30	31	

June 2024						
Su	M	Tu	W	Th	F	Sa
						1
2	3	4	5	6	7	8
9	10	11	12	13	14	15
16	17	18	19	20	21	22
23	24	25	26	27	28	29
30						

July 2024						
Su	M	Tu	W	Th	F	Sa
	1	2	3	4	5	6
7	8	9	10	11	12	13
14	15	16	17	18	19	20
21	22	23	24	25	26	27
28	29	30	31			

-  School Closed
-  Early Release Day
-  Parent Teacher Conferences

-  Professional Learning Day - No School
-  Final Day of Semester
-  First and Last Day of School

85 days 1st Semester (43/42)
 94 days 2nd Semester (44/50)
 179 Student Days 188 Teacher Days

- Aug 14-16 Professional Learning Days
- Aug. 17 First Day of School for students - 1:30pm Dismissal
- Aug. 17 First Day of School for Preschool
- Sept. 4 No School - Labor Day
- Sept. 5 Professional Learning Day - No School
- Oct. 4 Parent/Teacher Conferences - 1:30pm Dismissal
- Oct. 5 Professional Learning Day - No School
- Oct. 6 Fall Break - No School
- Nov. 22-24 Thanksgiving Break - No School
- Dec. 21 Last Day for Elementary - Noon Dismissal
- Dec. 22 Last Day fo Secondary - Noon Dismissal
- Dec. 23-Jan. 4 Winter Break - No School
- Jan. 4 Professional Learning Day - No School

- Jan. 5 Classes Resume - Start of 2nd Semester
- Feb. 21 Parent/Teacher Conferences - 1:30pm Dismissal
- Feb. 22 Professional Learning Day - No School
- Feb. 23 No School
- Mar. 8 End of 3rd Quarter - 1:30pm Dismissal
- Mar. 28-April 2 Spring Break - No School
- April. 2 Professional Learning Day - No School
- May. 8 Seniors Last Day
- May. 11 Graduation - 2:00pm
- May. 21 Preschool Last Day
- May. 22 Last Day for Elementary - Noon Dismissal
- May. 23 Last Day for Secondary - Noon Dismissal
- May. 24 Professional Learning Day - No School

Elementary Principal Report

December Board Meeting



I. Semester Assessments

- A. Grades K-6 students participated in the following assessments to end the semester.
 1. Acadience Testing
 2. NWEA Testing (Reading & Math)

II. Concordia Student Teachers

- A. The following student teachers will be completing their requirements at East Butler from January 10 through March 2.
 1. Mrs. Gauthier-Sarah Henkel
 2. Mrs. Hines-Kendra Johnson
 3. Mrs. Brabec-Ariana Saunder

III. East Butler Performance Data

- A. Performance data has been released and will be shared with the school board. The first document is Nebraska Student-Centered Assessment System (NSCAS) information comparing East Butler to state norms. The second item is percent of student meeting growth targets on the NWEA test from the fall to spring each year, which provides information on our school improvement goal.
- B. School improvement goals:
 1. By the spring NWEA test, 60% of students will be meeting growth targets in reading.
 2. By the spring NWEA test, 70% of students will be meeting growth targets in math.

IV. Semester Schedule

- A. The following schedule will be used as we complete the first semester.
 1. Last day for preschool - December 19
 2. Last day for K-6 (noon dismissal) - December 20
 3. Elementary workday - December 21
 4. Christmas Break - December 22-January 3
 5. Professional Learning Day - January 4
 6. Classes resume - January 5

V. Christmas Programs

- A. Christmas Program Schedule
 1. Friday, December 9 – Dwight Elementary-7:00 P.M. - Dwight Assumption Parish Hall
 2. Tuesday, December 13 – Brainard Elementary-7:00 P.M. - Gym
 3. Tuesday, December 20 – Jr.-Sr. High - 6:30 P.M. – Gym

VI. ESU 7 Superintendent/Principals Meeting

- A. East Butler administration will be attending a meeting at ESU 7 in Columbus on December 9 that will focus on identifying needs for our district and how the service unit can support our school.

**Secondary Principal Report
December 2022 – School Board Meeting**

I. Computer Science and Technology Act

- A. Legislative Bill 1112 will require all public schools to create a computer science and technology class. It will be an additional requirement for students to graduate.
- B. The graduating class of 2027 will need the required computer class.
- C. We will implement this class into the schedule for the 2023/2024 school year.

II. Nebraska Math Readiness Project

- A. This would be taught online through Central Community College. East Butler's Math teachers, Mr. Glasshoff & Mr. Christensen, would provide support for the students enrolled in the Math Readiness program.
- B. The purpose of the Nebraska Math Readiness project is to provide a bridge of success to high school seniors before entering college and taking college-level math courses.
- C. The Math Readiness Project offers three levels of courses: Level I, Level II, & Level III.
- D. The level a student would start in would be based on a math placement test.
- E. The target student would be a senior who wants to go to college and needs to improve their math skills.
- F. As of now there is a grant that pays for the student fee, so there would be no cost to the district.
- G. We are looking at implementing this program in the fall of 2023.

III. Mr. Palensky - Welding I & Welding II Tour of Valmont & Lincoln Premium Poultry

- A. Students learned that Valmont offers a three-week training course in welding. The company has tuition reimbursement. They will place a person in a job even if you do not pass the three-week welding course.
- B. Valmont donates all of East Butler's 3/16 metal scrap.
- C. At Lincoln Poultry in Fremont, students visited with six different managers: Maintenance, Electrical, Engineering, Automation, Human Resources, & Parts/Drafting managers.
- D. Possible opportunities with Lincoln Premium Poultry are electrical boards they may donate and a TIG welder.
- E. Touring these facilities are part of our SkillsUSA Chapter Excellence Program. The officers will present all the experiences that our chapter members have engaged in during the 2022-2023 school year at State SkillsUSA later this year.

IV. NSCAS & NWEA Testing Results

- A. The NSCAS handout compares East Butler to a peer group and the state.
- B. The NWEA handout shows how many students met their growth targets.