

THE CAREER ACADEMY JOINT BOARD MEETING
MINUTES OF MEETING - Tuesday, March 4, 2025, at 9:30 AM
The Career Academy 8800 O Street - Conf. Room 200 Lincoln, Nebraska

1. CALL TO ORDER
2. ANNOUNCE OPEN MEETING ACT POSTING AND LOCATION
3. ROLL CALL
4. APPROVAL OF MINUTES
5. PUBLIC COMMENT
6. CONSENT AGENDA
 - 6.1. Routine Business
 - 6.2. Human Resources Matters
 - 6.3. Student Enrollment Matters
7. INFORMATIONAL ITEMS/REPORTS
 - 7.1. Facilities Update
 - 7.2. Fundraising and Donor Update
 - 7.3. Director's Report
 - 7.4. Other Reports
8. ACTION ITEMS
9. ITEMS PULLED FROM CONSENT AGENDA
10. EXPEDITED/EMERGENCY ACTIONS
11. ANNOUNCEMENT OF UPCOMING MEETING DATES OR EVENTS FOR THE BOARD
12. REQUEST FOR CLOSED SESSION
13. ADJOURNMENT

**THE CAREER ACADEMY JOINT BOARD MEETING
DECEMBER 3, 2024, 9:30 A.M.
ROOM 200**

1. CALL TO ORDER

The meeting of the Joint Board members (hereinafter "Joint Board") of the Southeast Community College Area (hereinafter "College") and Lincoln Public Schools (hereinafter the "District") Career and Technology Education ("CTE") Joint Venture Consortium (hereinafter "Consortium") created by Interlocal Agreement dated October 17, 2013 ("Agreement"), was called to order by chair Paul Illich 9:32 a.m. on December 3, 2024. Notice of the meeting was given in advance by publication and posting according to law.

2. ANNOUNCE OPEN MEETING ACT POSTING AND LOCATION

One current copy of the Open Meetings Act was posted in the meeting room at a location accessible to the members of the public. At the beginning of this meeting, the chair announced and informed the public about the location of the posted Open Meetings Act information.

3. ROLL CALL

Present Board Members:

Dr. Gausman LPS
Dr. Illich SCC
Ms. Mumgaard LPS
Mr. Uhrmacher SCC

It was determined that a quorum was present to conduct business.

4. APPROVAL OF MINUTES

A motion was made by Ms. Mumgaard and seconded by Mr. Uhrmacher to approve the September 12, 2024 minutes of the Joint Board meeting as presented.

Motion Passed:

Mr. Uhrmacher	YES
Dr. Gausman	YES
Dr. Illich	YES
Ms. Mumgaard	YES

MOTION PASSED

5. PUBLIC COMMENT

6. CONSENT AGENDA

Speaker(s): Dr. Illich

- 6.1 Routine Business**
- 6.2 Human Resource Matters**
- 6.3 Student Enrollment Matters**

No items presented for consent.

7. INFORMATIONAL ITEMS/REPORTS

7.1 Facilities Update

Speaker(s): Scott Wieskamp

No facility updates at this time.

7.2 Fundraising and Donor Update

Speaker(s):

No fundraising and donor updates at this time.

7.3 Director's Report

Speaker(s): Josh Jones

Josh Jones briefed the Board. 624 students registered for second semester. In addition, there are 36 current TCA students that still need to register for second semester. Jocelyn Crabtree, TCA Coordinator, spoke about retention efforts. This year, the focus for retention has been to accept more students into the program, and support those students while at TCA. Historically, IEP students are retained significantly less than those students with no IEP. TCA added learning centers and focused on doing more intentional work with students with IEP's. TCA administration looked at individual students prior to the start of classes and put some students in learning centers to give that student extra help. Josh Jones mentioned that they also surveyed TCA students to get feedback and had 33% of the students respond. He briefly highlighted the survey. Ms. Mumgaard mentioned that when she read the survey, she noticed that there was a lot of mention of students struggling with time management. She suggested that TCA provide planners to students. Mr. Jones also mentioned that navigating Canvas (SCC program), helps retention. He sees a correlation between instructors that are good at onboarding students to canvas and retention. Dr. Michaelis suggested looking at individual instructor's retention numbers to look for opportunities for improvement. Dr. Illich asked how retention is measured. Mr. Jones answered that he measure retention by how many Juniors are enrolled after the SCC drop date compared to enrollment during their Senior year. Ms. Mumgaard asked if TCA does any transitional time for new TCA students. Josh says it's a two-day experience. Students go on a scavenger hunt and meet with current students. One of the hardships is balancing the contracts between SCC staff and LPS staff. Ms. Bergo mentioned that TCA also has a welcome night for new family and students to go over the differences that TCA has.

Applications for 2025-26 year are double what they were last year.

8. ACTION ITEMS

Speaker(s): Dr. Illich

9. ITEMS PULLED FROM CONSENT AGENDA

10. EXPEDITED/EMERGENCY ACTIONS

11. ANNOUNCEMENT OF UPCOMING MEETING DATES OR EVENTS FOR THE BOARD

The next regular meeting is scheduled for March 4, 2025 at 9:30 a.m. in Room 200 at The Career Academy.

12. REQUEST FOR CLOSED SESSION

There was no request for closed session.

13. ADJOURNMENT

Board President, Dr. Illich, adjourned the meeting at 10:23 a.m.

DATED this 3rd day of December 2024

SOUTHEAST COMMUNITY COLLEGE AREA AND LINCOLN

PUBLIC SCHOOLS CAREER ACADEMY JOINT BOARD

TCA Director's Report

March, 2025

Student Voice

- Cameron Shively...State Champion Cyber Patriot (TCA Networking Student)
- Alex Shannon...State Champion Educator Rising (TCA Education Student)

25/26 Application Data

- Current: (688 last year at this time)

Total Apps to Date = 717		ALL Apps		ACCEPT		CONFIRMED	
Sorted UNIQUE Pathways (Formula in A3)	Total	Sophomore	Junior	Sophomore	Junior	Sophomore	Junior
ACADEMIC TRANSFER	40	34	6	31	6	22	5
AG/BIO	27	23	4	22	3	17	3
BUSINESS	41	32	9	28	6	17	3
CONSTRUCTION-ELECTRICAL	36	20	16	17	10	16	8
CONSTRUCTION-HVAC	14	10	4	5	2	4	1
CONSTRUCTION-RESIDENTIAL	28	19	9	19	8	17	6
CRIMINAL JUSTICE	55	51	4	50	2	36	1
CULINARY	38	27	11	25	0	16	0
EARLY CHILDHOOD EDUCATION	15	14	1	13	1	8	0
ENGINEERING	48	41	7	37	6	27	6
HEALTH SCIENCE	216	165	51	149	27	105	13
HUMAN SERVICES	29	21	8	20	5	13	4
IT-NETWORKING & CYBERSECURITY	17	11	6	9	5	7	3
IT-PROGRAMMING	9	8	1	8	1	5	1
K-12 EDUCATION	31	22	9	21	9	15	6
PRECISION MACHINING	6	6	0	5	0	6	0
WELDING	68	55	13	44	7	34	5

- Historical Perspective
 - 24/25: 841 applications
 - 23/24: 716 applications
 - 22/23: 795 applications

25/26 Projections

- Current Juniors: 362 students...80% Retention: **289 returning students.** (216 Fall 24)
- Senior Applications: 159...75% Enrollment Rate: 119 new seniors...total: **408 seniors**
- Junior Applications: 559...75% Enrollment Rate: 419 new juniors...total: **419 juniors**
- Total student enrollment projections: 827 (Number will fluctuate throughout Summer)

- Marketing Plan (remainder of the school year):
 - TCA Open House: March 30
 - Information Sessions: 4/22, 4/24
 - School Presentations:
 - Home School Presentation (March 18)
 - AVID Tours: March 4

Business Partner Updates

- 1st Job Lincoln...TCA Spring Job Fair in partnership with Lincoln HR (March 29 & April 9)

New Programming in 25/26

- Program to support **Early Childcare** centers around Lincoln with staffing crisis.
- Use Continuing Education Model to allow students who have an employment desire, but lack some of the academic skills necessary for credit bearing courses (focus on SE students taking modified coursework who indicate a desire through the transition IEP to work with kids).
- Select 16 juniors to come to TCA for 2 hours. 2-3 days a week take a modified ECED experience leading to micro-credentials and eventually a CDA (Classes will count for graduation credit). 2 days in an LPS modified graduation requirement (Take Charge, GoPo, Econ, English)
- Beginning 2nd semester students will begin 1 day/week in an internship experience with selected early childcare centers (programs selected by Lincoln Littles & Educare)
- Upon 2 year completion, students will qualify for a CDA (Child Development Associate certificate), have 1.5 years of industry experience and ideally a permanent job.
- Potential for growth into other pathways as well (examples below):
 - Construction (handyperson)
 - Office Professional
 - Health Aide
 - Gardening

Upcoming Events

- TCA Job Fair (1st Job Lincoln) ...April 9 from 3-5 pm
- TCA Senior Celebration...May 8th

The Career Academy

10 Year Review

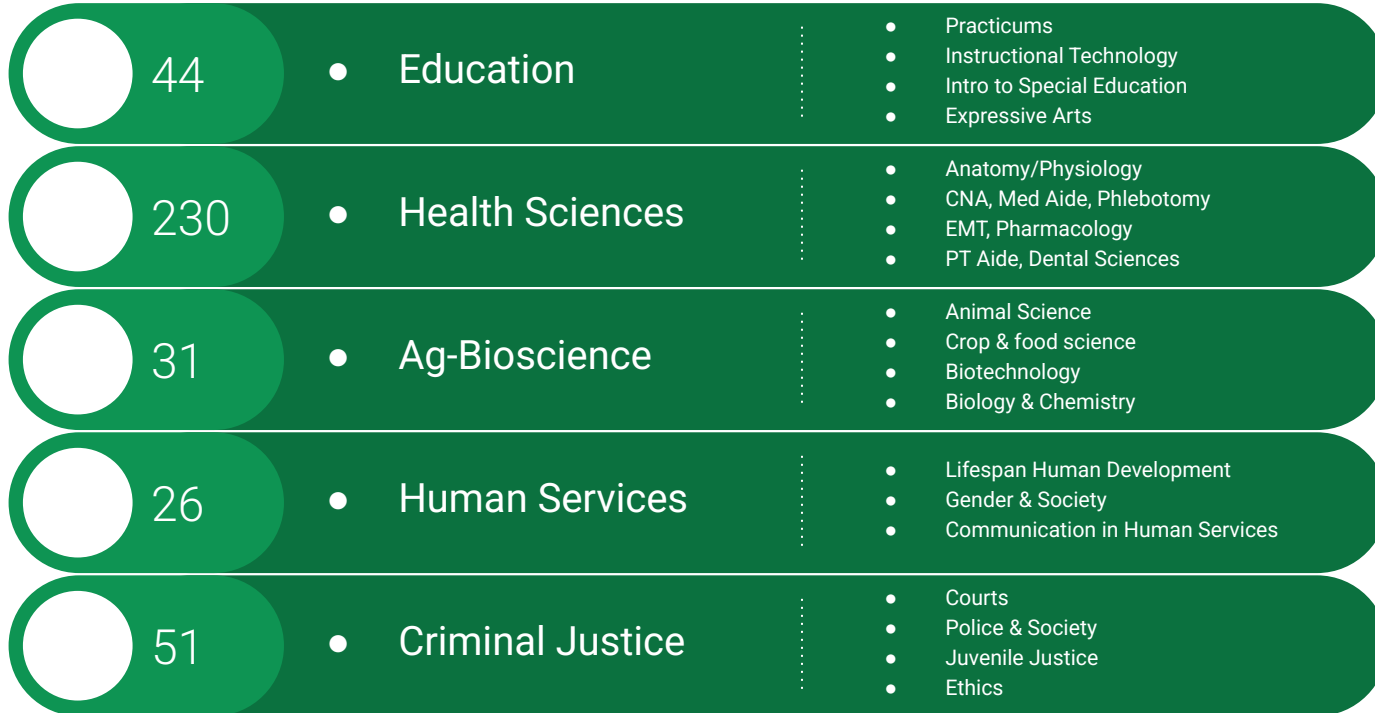


Pathways offered:

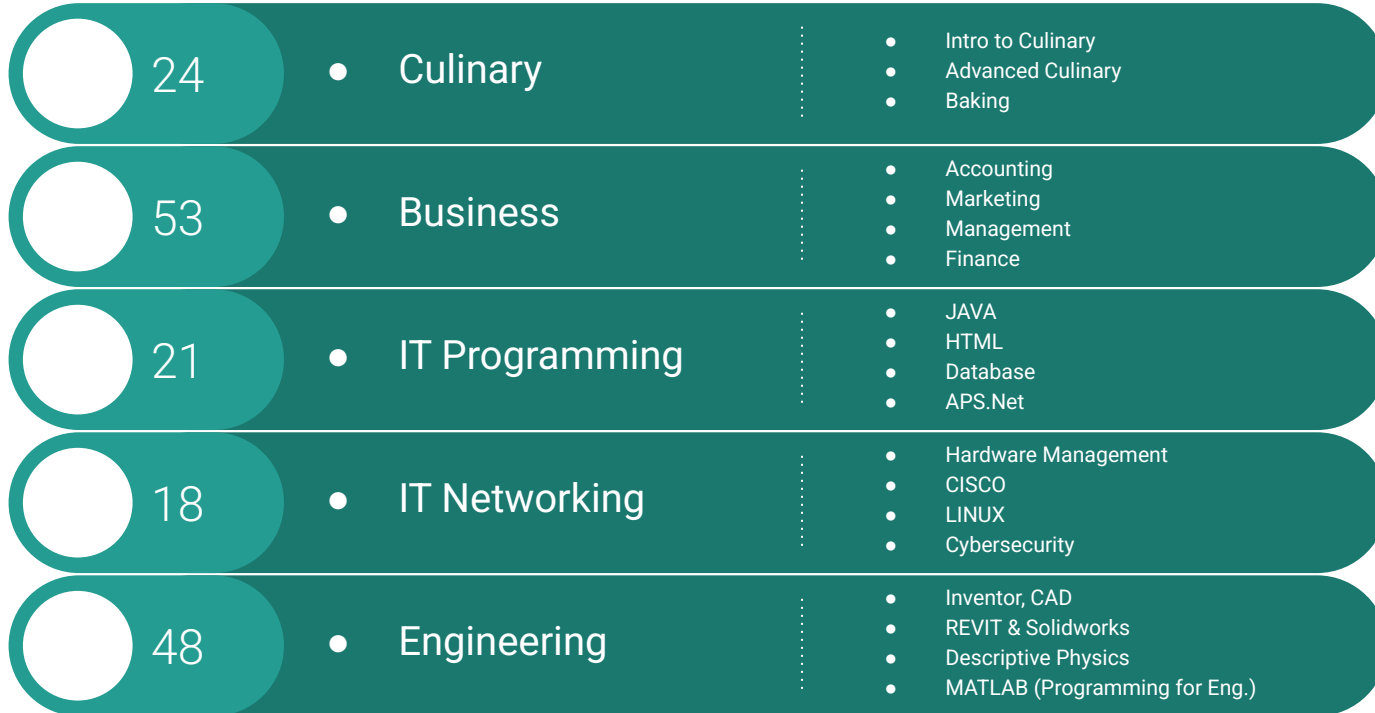
- **Education**
 - K/12
 - Early Childhood
- **Health Sciences**
 - CNA
 - EMT
 - PT Aide *
 - Anatomy/Physiology *
 - Dental Assisting *
- **Ag-Bioscience**
- **Construction**
- **HVAC ***
- **Electrical**
- **Culinary**
- **Welding**
- **Precision Machining**
- **IT Programming**
- **IT**
- **Networking/Cybersecurity**
- **Criminal Justice ***
- **Business**
- **Engineering**
- **Human Services ***
- **Academic Transfer ***

*** New Pathways since initial TCA opening in 2015/2016**

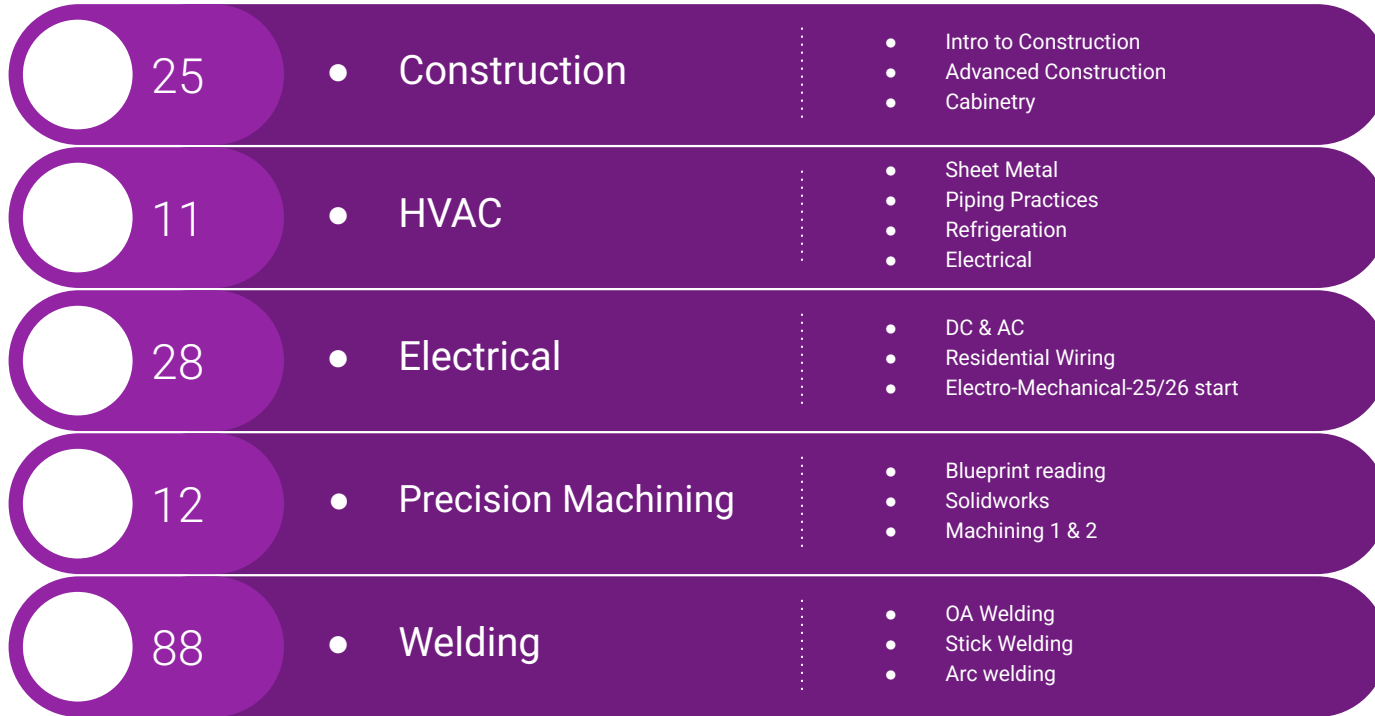
Pathway Enrollment 24/25 school year



Pathway Enrollment Cont.



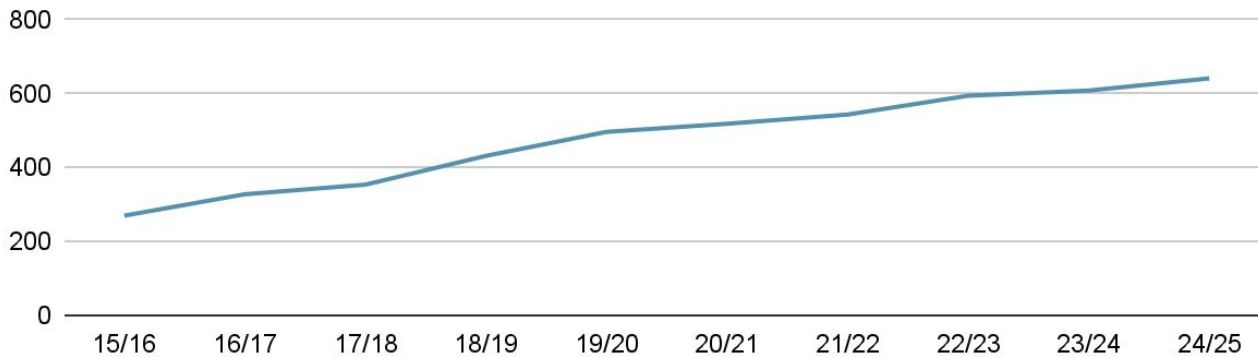
Pathway Enrollment Cont



43 students enrolled in academic transfer (non career based pathway)

Year-year growth...Spring Semester

Spring Enrollment

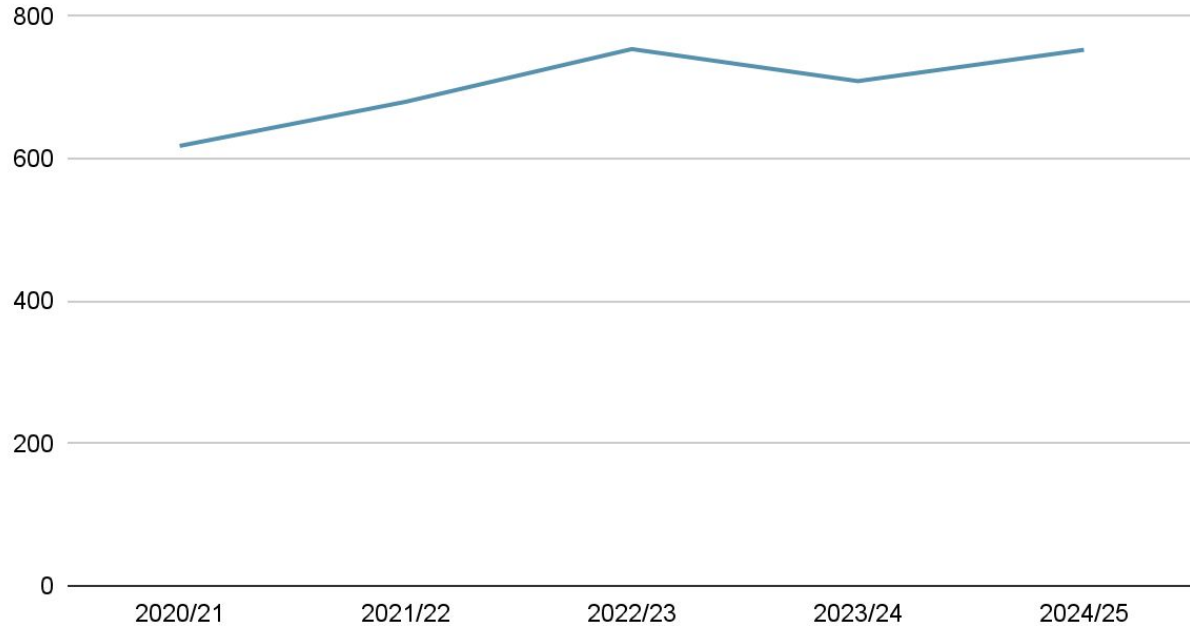


Enrollment

- Year 1: 269
- Year 2: 327
- Year 3: 353
- Year 4: 431
- Year 5: 496
- Year 6: 518
- Year 7: 543
- Year 8: 594
- Year 9: 608
- Year 10: 641

5 year enrollment...both semesters

5 year enrollment



Enrollment

- 20/21: 618
- 21/22: 680
- 22/23: 754
- 23/24: 709
- 24/25: 753

Trend of Success, DF, and Withdrawal Rates | TCA classes as of 1/23/2025 3:47:53 PM

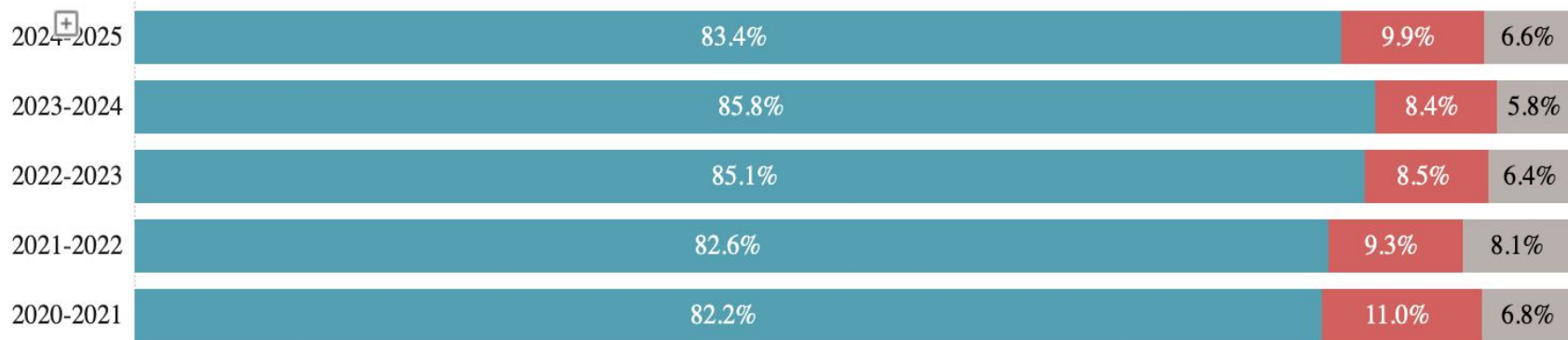
Hover over Academic Year and click the [+] to drill to the information by term. Click on [-] to return to Academic Year

Race/Ethnicity: All

Gender: All

Division of course: All

Year in High School: All



State Champions



Skills USA: 38

HOSA: 8

Educator Rising: 12

Cyberpatriot: 3 teams

FFA: 2

National top 10's: 24...1 National Champion

CTSO's and TCA

Business Connections

Business Connecting Opportunities

- Job Fairs (2/year)
- Field Trips (70 trips and counting in 24/25)
- Guest Speakers
- Pathway Summits (ie Builders & Burritos)
- Job Shadows
- 1st Job Lincoln...Internship partnership with Lincoln HR



Certifications

- CNA: State Certification
- Med Aide: State Certification
- EMT: National Certification
- Culinary: National Certification
- Welding: SCC Certificate
- Engineering: SCC Certificate
- Electrical: SCC Certificate
- Early Childhood: SCC Certificate

certifications are in addition to dual credit coursework

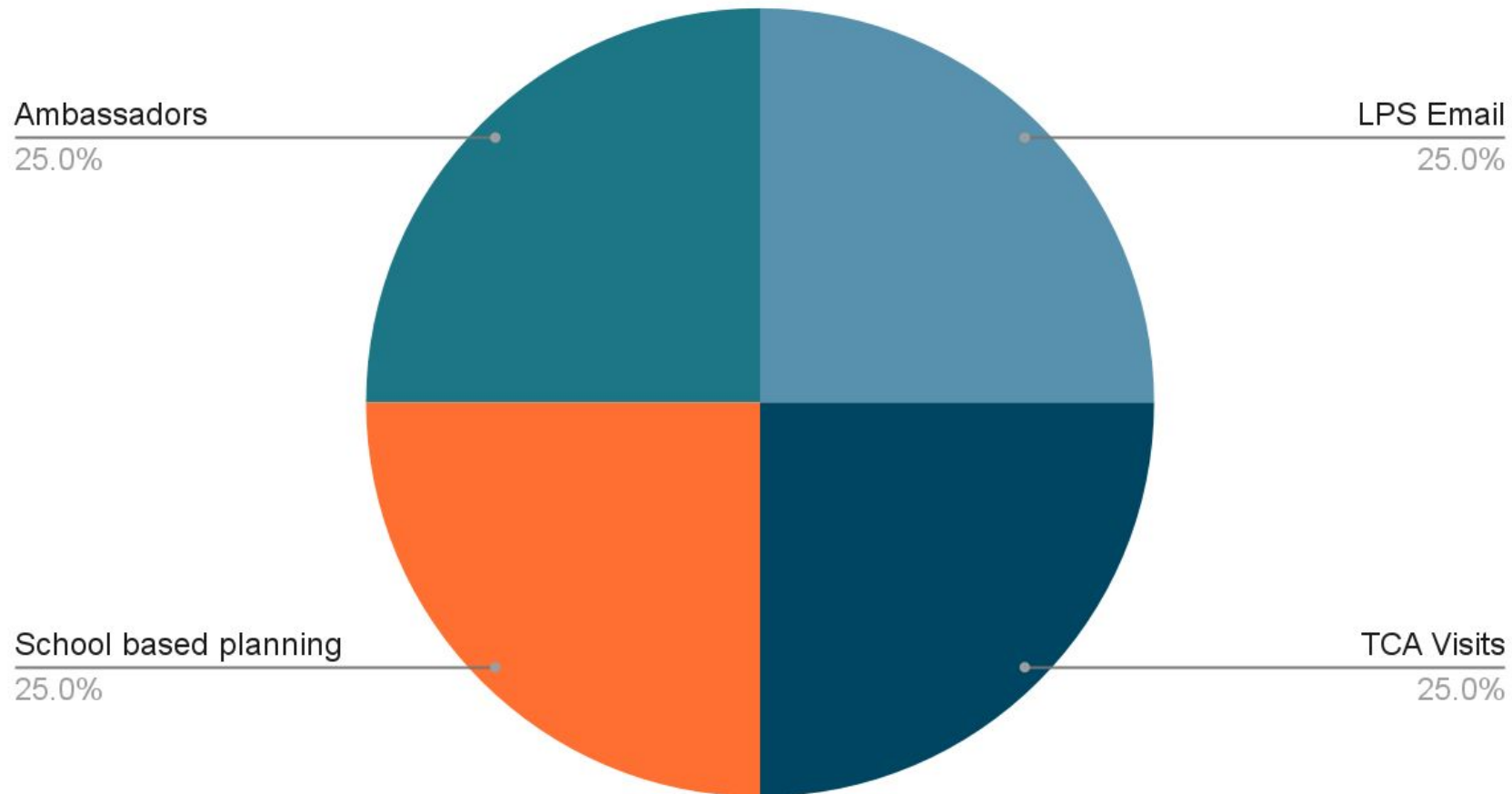


Ten years of numbers...

- “Graduates”: 2,103
- CNA’s Received: 450
- Welders: 251
- IT Graduates: 147
- Current SPED/504: 122 or 19%
- Students on Scholarship: 32%
- Bus Ridership: 68% average
- 3 cohorts of Ind. Academy
 - Precision Machine & Ag-Bio




TCA Marketing



Sapphire Guzman

- Graduated May, 2024
- Welding & Prec. Mach.
- Skills USA & FFA
- Worked at TMCO
- Lincoln SW Student
- SCC welding student





Future Vision

Vision for growth and development

- Yearly pathway reviews.
- Continue to work on making the transition process smoother.
- Home School Community Growth
- Add more SCC Certifications
- Growth of continuing education models/micro-credentialing to offer more career learning opportunities, connections to business, & certifications without the academic stress of college credit classes.
- Continue to partner with LPED, the Chamber, Lincoln HR, and the greater local business community to develop internship experiences.

**The Career Academy
Annual Projections
As of December 31, 2024**

	<u>COOP & SCC BUDGET</u>	<u>LPS ONLY COSTS</u>		<u>SCC ONLY COSTS</u>		<u>SPLIT COSTS</u>		<u>TOTAL COSTS</u>		<u>ESTIMATED REMAINING BUDGET</u>
		<u>9/1/24 - 12/31/24</u>	<u>8/31/25 Projected YTD</u>	<u>7/1/24 - 12/31/24</u>	<u>6/30/25 Projected YTD</u>	<u>9/1/24 - 12/31/24</u>	<u>8/31/25 Projected YTD</u>	<u>9/1/24 - 12/31/24</u>	<u>8/31/25 Projected YTD</u>	
Principal's Office:										
Director						\$44,513.56	\$133,540.68	\$44,513.56	\$133,540.68	
Office Staff						\$34,567.57	\$103,702.71	\$34,567.57	\$103,702.71	
Benefits						\$28,427.16	\$85,281.48	\$28,427.16	\$85,281.48	
Advertising						\$0.00	\$0.00	\$0.00	\$0.00	
Contracted Services						\$0.00	\$0.00	\$0.00	\$0.00	
Printing						\$0.00	\$0.00	\$0.00	\$0.00	
Supplies						\$6,173.17	\$18,519.51	\$6,173.17	\$18,519.51	
Meeting Expense (E-Mtg)						\$22.10	\$66.30	\$22.10	\$66.30	
Admin Mileage						\$773.24	\$2,319.72	\$773.24	\$2,319.72	
Total Principal's Office	\$330,716.00					\$114,476.80	\$343,430.40	\$114,476.80	\$343,430.40	-\$12,714.40
Guidance Office:										
Counselor		\$26,813.04	\$80,439.12					\$26,813.04	\$80,439.12	
Add'l Duties		\$2,313.92	\$6,941.76					\$2,313.92	\$6,941.76	
Substitutes		\$0.00	\$0.00					\$0.00	\$0.00	
Benefits		\$8,481.25	\$25,443.75					\$8,481.25	\$25,443.75	
Supplies		\$0.00	\$0.00					\$0.00	\$0.00	
Total Guidance Office	\$112,405.00	\$37,608.21	\$112,824.63					\$37,608.21	\$112,824.63	-\$419.63
General Instruction:										
Teacher		\$224,355.48	\$673,066.44	\$562,938.94	\$1,125,877.88			\$787,294.42	\$1,798,944.32	
Extra Assignments		\$24,292.72	\$72,878.16					\$24,292.72	\$72,878.16	
Optional Period		\$0.00	\$0.00					\$0.00	\$0.00	
Substitutes		\$1,709.61	\$5,128.83					\$1,709.61	\$5,128.83	
Benefits		\$90,808.66	\$272,425.98	\$192,393.57	\$384,787.14			\$283,202.23	\$657,213.12	
Contracted Services		\$0.00	\$0.00	\$50,392.06	\$100,784.12	\$907.81	\$1,815.62	\$51,299.87	\$102,599.74	
Supplies		\$469.76	\$1,409.28			\$0.00	\$0.00	\$469.76	\$1,409.28	
Software		\$15,324.00	\$45,972.00					\$15,324.00	\$45,972.00	
Textbooks		\$32,634.05	\$97,902.15					\$32,634.05	\$97,902.15	
Equipment		\$0.00	\$0.00	\$5,862.61	\$11,725.22	\$0.00	\$0.00	\$5,862.61	\$11,725.22	
Travel		\$0.00	\$0.00	\$1,682.03	\$3,364.06			\$1,682.03	\$3,364.06	
Total General Instruction	\$2,928,878.00	\$389,594.28	\$1,168,782.84	\$813,269.21	\$1,626,538.42	\$907.81	\$1,815.62	\$1,203,771.30	\$2,797,136.88	\$131,741.12
Activities & Additional Hours:										
Extra Assignment		\$3,832.08	\$11,496.24					\$3,832.08	\$11,496.24	
Benefits		\$384.93	\$1,154.79					\$384.93	\$1,154.79	
Staff Development		\$0.00	\$0.00					\$0.00	\$0.00	
Total Activities & Addtl Hours	\$20,265.00	\$4,217.01	\$12,651.03					\$4,217.01	\$12,651.03	\$7,613.97
Pupil Transportation	\$461,470.00	\$0.00	\$461,470.00					\$0.00	\$461,470.00	\$0.00

	<u>COOP & SCC BUDGET</u>	<u>LPS ONLY COSTS</u>		<u>SCC ONLY COSTS</u>		<u>SPLIT COSTS</u>		<u>TOTAL COSTS</u>		<u>ESTIMATED REMAINING BUDGET</u>
		<u>9/1/24 - 12/31/24</u>	<u>8/31/25 Projected YTD</u>	<u>7/1/24 - 12/31/24</u>	<u>6/30/25 Projected YTD</u>	<u>9/1/24 - 12/31/24</u>	<u>8/31/25 Projected YTD</u>	<u>9/1/24 - 12/31/24</u>	<u>8/31/25 Projected YTD</u>	
Staff Development	\$9,620.00	\$0.00	\$0.00					\$0.00	\$0.00	\$9,620.00
Legal	\$6,000.00					\$594.00	\$6,000.00	\$594.00	\$6,000.00	\$0.00
Equipment						\$12,585.47	\$25,170.94	\$12,585.47	\$25,170.94	-\$25,170.94
Property & Liability Insurance	\$103,410.00					\$0.00	\$103,410.00	\$0.00	\$103,410.00	\$0.00
Building Maintenance	\$18,000.00					\$17,435.36	\$34,870.72	\$17,435.36	\$34,870.72	-\$16,870.72
Remodeling	\$100,000.00					\$0.00	\$100,000.00	\$0.00	\$100,000.00	\$0.00
Custodial:										
Salaries						\$76,406.10	\$152,812.20	\$76,406.10	\$152,812.20	
Benefits						\$17,040.55	\$34,081.10	\$17,040.55	\$34,081.10	
Supplies						\$9,868.86	\$19,737.72	\$9,868.86	\$19,737.72	
Total Custodial	\$188,680.00					\$103,315.51	\$206,631.02	\$103,315.51	\$206,631.02	-\$17,951.02
Computing Services:										
Salaries						\$29,221.80	\$58,443.60	\$29,221.80	\$58,443.60	
Benefits						\$7,886.33	\$15,772.66	\$7,886.33	\$15,772.66	
Telephone						\$270.01	\$540.02	\$270.01	\$540.02	
Total Computing Services	\$60,080.00					\$37,378.14	\$74,756.28	\$37,378.14	\$74,756.28	-\$14,676.28
Utilities:										
Refuse						\$1,479.12	\$2,958.24	\$1,479.12	\$2,958.24	
Water & Sewer						\$969.38	\$1,938.76	\$969.38	\$1,938.76	
Heating & Cooling						\$1,692.26	\$3,384.52	\$1,692.26	\$3,384.52	
Electric						\$39,967.29	\$79,934.58	\$39,967.29	\$79,934.58	
Total Utilities	\$100,000.00					\$44,108.05	\$88,216.10	\$44,108.05	\$88,216.10	\$11,783.90
Landscaping & Grounds	\$15,000.00					\$716.44	\$1,432.88	\$716.44	\$1,432.88	\$13,567.12
Total Expenditures	\$4,454,524.00	\$431,419.50	\$1,755,728.50	\$813,269.21	\$1,626,538.42	\$331,517.58	\$985,733.96	\$1,576,206.29	\$4,368,000.88	\$86,523.12