

Agenda

1. Call Meeting to Order
2. Pledge of Allegiance
3. Early Items
4. Citizen Input
 - Information on Public Input policies is available at www.brookings.k12.or.us/board/. Written comments must be received at least 24 hours in advance of the meeting date and time. Interested members of the public who wish to speak at the meeting during the public comment time, can RSVP online up until noon on the day of the meeting. For in-person meetings, all are welcome to come to the meeting and fill out a "blue card" signifying that they would like to give public comment and give it to the Board Chair at the start of the meeting with no prior reservation or notification needed.
5. Budget Hearing
 - As per ORS 294.453/ORS 294.545 the governing body must hold a budget hearing on the date specified in the public notice to receive citizens' comments on the budget document as approved by the budget committee on May 20, 2025.
 - 5.a. Call the hearing to order
 - 5.b. Public comment
 - 5.c. Close the hearing
6. Consent Agenda
 - 6.a. Approve Minutes
 - DRAFT Minutes Budget Committee Meeting May 20, 2025
 - DRAFT Minutes Regular Board Meeting May 21, 2025
 - DRAFT Minutes School Board Work Session May 21, 2025
 - 6.b. Approve Bills
 - 6.c. Approve New Hires
 - 6.d. Approve Extra Duty Contracts
 - 6.e. Acceptance of Grants and Donations
7. District Reports and Information
 - 7.a. Comments from the Superintendent
 - Graduation 2025
 - Summer Programs 2025 - High Dose Tutoring, Credit Recovery
 - Professional Development - Constructing Meaning
 - Review of Middle School Athletic Code of Conduct
 - Policy Review
 - 7.b. District Reports
 - 7.c. Finance Reports
 - 7.d. Enrollment Summary
8. Action Items

8.a. Approve Second Read of Policy Revisions and Adoptions

- AC – Nondiscrimination and Civil Rights, Required
- GBNAA/JHFF - Suspected Sexual Conduct with Students and Reporting Requirements *, Required
- GCAA - Standards for Competent and Ethical Performance of Oregon Educators, Optional
- GCBDA/GDBDA – Family and Medical Leave *, Highly Recommended
- GCBDC/GDBDC – Domestic Violence, Harassment, Sexual Assault, Bias, or Stalking Leave (Safe Leave) *, Highly Recommended
- GCBDF/GDBDF – Paid Family and Medical Leave Insurance *, Highly Recommended
- IKF - Graduation Requirements**, Required
- IKFB - Graduation Exercises, Optional
- IKJ – Artificial Intelligence, Optional, New
- JECA - Admission of Resident Students**, Highly Recommended
- JHFF/GBNAA - Suspected Sexual Conduct with Students and Reporting Requirements *, Required

8.b. Approve BHSD 17C 2025-2026 Budget Adoption

8.c. Approve Curriculum Adoption - High School Health 9th-12th (*Live Well: Comprehensive High School Health (2024)*; Published by Human Kinetics Inc.)

8.d. Approve Curriculum Adoption - Middle School Health 6th-8th (*Live Well: Middle School Health (2021)*, Published by Human Kinetics Inc.)

9. Board Functions and Comments

10. Key Dates and Calendar Updates

- Annual Organizational Meeting & Regular School Board Meeting (July), 5:30 p.m., July 16, 2025, Kalmiopsis Elementary School Room 51, 650 Easy St., Brookings, OR 97415.

11. Adjournment



Annual Budget Document
2025-2026
Approved
May 20, 2025





BHSD 17C Mission Statement:

The Brookings Harbor District 17C Board Members, in partnership with students, parents, staff, and community will cultivate a safe, highly effective and collaborative learning environment where every student can succeed.

District Priority: Student Success

Student success is **Grit**: The ability to develop curiosity, persevere, have a greater purpose, advocate for oneself, and continually nurture a growth mindset.

District Priority: Staff Success

Recruiting, developing and retaining high-quality staff is vital for student success. Fostering a culture of support with opportunities for growth and development empowers outstanding staff.

District Goal: Relationships

We will intentionally build meaningful relationships with students, staff, families and community to create a positive culture, investing in every student's future.

TABLE OF CONTENTS

TABLE OF CONTENTS

INTRODUCTORY SECTION

24/25 Administrators and Directors	1
Budget Committee Members	2
Budget Calendar	3
Budget Message	4
Enrollment Summary	7
The Budget at a Glance	8

FINANCIAL SECTION

GENERAL FUND	15
Gen Fund Rev-Exp Summary	16
General Fund Revenue	17
General Fund by Function	18
General Fund by Object	20
1111 Primary Instruction	24
1113 Elementary, 4-5	28
1121 Middle School Programs	30
1122 Middle School Extracurricular	34
1131 High School Programs	36
1132 High School Extracurricular	40
1210 Programs for Talented and Gifted	42
1220 Restrictive Programs	44
1250 Less Restrictive Programs	46
1280 Alternative Education	48
1291 ELL Programs	50
1299 Other Spc Programs	52
1400 High School Summer Programs	54

1460 Special Summer School	56
2115 Student Safety	58
2120 Guidance Services	60
2126 Placement Services	62
2129 Other Guidance Services	64
2134 Nurse Services	66
2140 Psychological Services	68
2150 Speech Path and Audiology Services	70
2160 Other Student Treatment Services	72
2190 Service Direction, Student Support Services	74
2210 Improvement of Instruction Services	76
2211 Service Area Direction	78
2220 Educational Media Services	80
2240 Instructional Staff Development	82
2310 Board of Education Services	84
2321 Office of Superintendent Services	86
2329 Other Exec Administrative Services	88
2410 Office of the Principal Services	90
2520 Fiscal Services	94
2542 Care and Upkeep of Building Services	98
2543 Care and Upkeep of Grounds Services	100
2544 Maintenance	102
2549 Other Operation and Main of Plant Services	106
2550 Student Transportation Services	108
2620 Planning/Research/Development	112
2630 Information Services	114
2640 Staff Services	116

2660 Technology Services	118
2661 Technology Services Area Direction	120
2680 Interpretation and Translation Services	122
5110 Debt Service	124
5200 Transfer of Funds	126
6110 Operating Contingency	128
7000 Unappropriated Ending Fund Balance	130
SPECIAL REVENUE FUNDS	133
Special Revenue Funds Resources	134
Special Revenue Funds Requirements	135
DEBT SERVICE FUNDS	161
300 Debt Service Pers Refinancing	162
310 Debt Service Fund	163
CAPITAL PROJECTS FUNDS	165
410 Capital Projects	166
412 Track & Field Project	168
415 Seismic	170
APPENDIX	173
Required Postings	174

Brookings Harbor School District 17C

2024-2025 Administrators and Directors

Helena Chirinian

Superintendent

Carol Leonard
Nicholas Chapman

Principal- Kalmiopsis Elementary School
Vice Principal- Kalmiopsis Elementary School

Vickie Nigh
Matthew Bennett

Principal- Azalea Middle School
Vice Principal- Azalea Middle School

Tristin Harkins
Kelly Whitley

Principal- Brookings Harbor High School
Vice Principal- Brookings Harbor High School

Lynn Schiermeyer
Dede Corpening
Cindy Badger
Jess Beaman
Bruce Raleigh
Michael Knight

Director of Special Programs
Director of Fiscal Services
Director of Food Service
Director of Maintenance
Director of Technology
Director of Transportation

Brookings Harbor School District 17C

2025-2026 Budget Committee

Board Members

Jay Trost (Chair)
Trish Walker (Vice Chair)
Katherine Johnson
Janece Payne
Alan Nidiffer

Term Ends

June 30, 2027
June 30, 2027
June 30, 2025
June 30, 2025
June 30, 2025

Appointed Community Members

Dona Dotson
Nathan Hanscam
Kelsey Bozeman
DeAnne Varitek
Sonya Billington

Term Ends

June 30, 2025
June 30, 2026
June 30, 2025
June 30, 2026
June 30, 2026



BROOKINGS-HARBOR SCHOOL DISTRICT 17C 2025-2026 BUDGET CALENDAR

January 15, 2025	Regular School Board Meeting First Reading of 2025-2026 Budget Calendar
February 19, 2025	Regular School Board Meeting Approve 2025-2026 Budget Calendar
March 19, 2025	Regular School Board Meeting
April 16, 2025	Workshop for Training &/or Open Forum 2025-2026 Budget
April 16, 2025	Regular School Board Meeting
May 7, 2025	First <u>Publication of Notice of Budget</u> Committee Meeting
May 14, 2025	Second <u>Publication of Notice</u> on website of Budget Committee Meeting
May 20, 2025	First Budget Committee Meeting
May 27, 2025	Possible Second Budget Committee Meeting
June 4, 2025	Publish <u>Notice of Budget Hearing</u> , Fund Summaries Not Requiring Tax, and Fund Summaries Requiring Tax.
June 18, 2025	Regular School Board Meeting, Including Public Hearing on Budget and Action to Adopt Budget, Appropriate and Categorize Funds, and Levy Taxes
July 15, 2025	Deadline for Certifying Levy to Assessor



Dear BHSD Community,

At BHSD, we believe every student can succeed. With strong relationships, dedicated staff, and a focus on growth and grit, we're building a safe, collaborative learning environment where students are empowered to thrive—now and in the future.

Current State Budget Climate

The Oregon Legislature is currently working through the state school funding allocation for the 2025–2027 biennium. The proposed State School Fund is \$11.36 billion. For the 2025–2026 school year, BHSD will receive access to 49% of our biennial allocation.

The district anticipates ending the 2025–2026 school year with approximately \$1.8 million in reserves, or 8% of total general fund expenditures—a planned reduction from the roughly 12% reserve maintained at the end of 2024–2025. This gradual tapering brings us closer to the School Board's long-term target of a 7.5% reserve, supporting fiscal sustainability while minimizing disruption to programs and staffing.

BHSD Budget Overview

School districts in Oregon are funded based on student enrollment. BHSD continues to experience a slow, long-term decline in enrollment. Fewer students result in less funding, which requires careful planning and ongoing adjustments to staffing levels.

The 2025–2026 budget includes a reduction of 11 licensed positions (including teaching and administrative roles) and 4.75 classified/managerial positions. These reductions will occur through a combination of attrition and reduction in force. Looking ahead to 2026–2027, additional reductions will likely be necessary to keep the district on a sustainable financial path.

Two key factors have helped offset financial pressure for the 2025–2026 school year:

- A projected \$750,000 payment from previously delayed forest fee revenues (2017–2021)
- An estimated \$2.8 million carryover from the 2024–2025 fiscal year

While helpful in the short term—especially in offsetting increased PERS costs and declining enrollment—these are one-time funds. As such, the district anticipates the need for an additional \$1.7 million in reductions in the second half of the biennium

Looking Ahead: Strategic Planning for 2026–2027

The 2025–2026 budget is designed to gradually taper the ending fund balance, aligning with the School Board’s 7.5% reserve target by the end of the biennium. We anticipate reaching an approximate 8% ending fund balance in 2026.

This approach—combined with strategic staffing reductions—supports our long-term fiscal sustainability while avoiding sudden, significant program cuts that would negatively impact educational quality and our ability to recruit and retain staff in a competitive hiring environment.

Conclusion

Thank you to the School Board, district leadership, staff, community partners, and the Budget Committee for your dedication, collaboration, and thoughtful review of the proposed 2025–2026 budget.

We remain focused on our mission and our priorities:

- Supporting student success by fostering grit, curiosity, purpose, and self-advocacy.
- Investing in staff success through recruitment, development, and retention of high-quality educators.
- Strengthening relationships across our schools, families, and community to create a culture where all students are seen, supported, and inspired to succeed.

We will continue to advocate at the state level, innovate locally, and work in partnership with our community to ensure every student has the opportunity to thrive.

Thank you for your consideration of the 2025–2026 proposed budget.

Respectfully submitted,



Helena Chirinian
Superintendent, BHSD

THIS PAGE INTENTIONALLY LEFT BLANK

ENROLLMENT SUMMARY (1979-2025)

September 30th Enrollment*

	ELEM	MIDDLE	HIGH	TOTAL
1979-80	560	463	565	1,588
1980-81	579	486	507	1,572
1981-82	576	467	488	1,531
1982-83	543	467	425	1,435
1983-84	539	436	415	1,390
1984-85	499	404	426	1,329
1985-86	528	413	423	1,364
1986-87	547	433	439	1,419
1987-88	552	446	472	1,470
1988-89	594	485	462	1,541
1989-90	593	483	467	1,543
1990-91	666	494	502	1,662
1991-92	679	507	531	1,717
1992-93	689	497	543	1,729
1993-94	700	582	506	1,788
1994-95	727	616	511	1,854
1995-96	759	619	523	1,901
1996-97	740	638	528	1,906
1997-98	731	631	561	1,923
1998-99	739	602	601	1,942*
1999-00	693	610	608	1,911
2000-01	635	620	624	1,879
2001-02	639	656	590	1,885
2002-03	632	638	573	1,843
2003-04	767	499	638	1,904
2004-05	746	455	674	1,875
2005-06	715	410	668	1,793
2006-07	682	407	634	1,751
2007-08	648	404	631	1,708
2008-09	677	410	613	1,725
2009-10	649	401	560	1,610
2010-11	695	376	587	1,658
2011-12	686	363	563	1,612
2012-13	660	370	572	1,602
2013-14	700	376	550	1,626
2014-15	717	373	511	1,601
2015-16	752	366	527	1,645
2016-17	748	361	516	1,625
2017-18	740	356	507	1,603
2018-19	729	343	489	1,561
2019-20	702	373	477	1,552
2020-21	605	326	486	1,418
2021-22	593	351	487	1,431
2022-23	616	343	452	1,411
2023-24	545	345	452	1,342
2024-25	545	309	437	1,291

*1998 includes approximately 50 additional students from merger with the Upper Chetco School

The Budget At A Glance

Local Budget Law

Oregon's Local Budget Law is set forth in ORS 294.305 to 294.565 and sets the standard procedures for preparing, presenting, and using budgets. Citizen involvement is encouraged before the budget is formally adopted.

A budget is a financial plan for one fiscal year. It shows estimates of revenues and costs of items or services that the District wants to purchase in the coming year.

The budget authorizes the District to spend money and limits how much it can spend. The budget also justifies the levy of property taxes. The District must plan a balanced budget where resources equal expenditures. The District can't plan to purchase more items or services than it has money to pay for them.

The Budget Process

The budget process is broken down into four phases. Phase 1 the budget officer puts together a proposed budget. This takes months of time and involves both building and central office staff. The format of the proposed budget is designed

by the Department of Revenue and includes a budget message prepared annually by the Superintendent. Once the proposed budget is given to the Budget Committee, citizens may obtain a copy by calling (541) 469-7443. The Budget Committee is made up of all the current Board Members and an equal number of appointed electors. The Budget Committee's duties are: to receive the budget document; to hear the budget message; to hear and consider public comment; to discuss and revise the budget as needed; to approve the budget; and to approve the property taxes.

Phase 2 is when the Budget Committee approves the budget. The first Budget Committee meeting usually takes place in April or May. The Budget Committee reviews the proposed budget, listens to comments from citizens, and then approves the budget.

Phase 3 includes adopting the budget and certifying property taxes to the county assessor. This phase includes a special hearing of the School Board. Notice of the hearing and a summary of the budget are published in the local newspaper five to

thirty days in advance of the hearing.

Phase 4 occurs when the District is operating under the adopted budget. Any changes to the adopted budget must be made before additional money is spent, or money is spent for a different purpose than described in the adopted budget. The School Board may adopt a supplemental budget at a regular meeting if expenditures in the supplemental budget are less than 10 percent of the annual budget fund being adjusted. If the expenditures are more than 10 percent, the School Board must first publish the supplemental budget and hold a special hearing.

Budget Funds

1. General Fund

The General Fund keeps track of expenditures needed to run the daily operations of the District. Property tax money raised through the permanent rate limit and State School Fund payments go into this fund.

2. Special Revenue Fund

These funds account for money that must be used for a specific purpose. They include Federal, State, and Local grants, as well as Food Service and School Activity Funds.

Most federal grants are received as part of the Elementary and Secondary Education Act (Title I through V). The allocations for these are not published until after the fiscal year starts so we budget slight increases in each grant entitlement in order to have authority to spend what we receive.

State and Local grant funds include some “placeholders” for additional grants that may be received during the year. This gives us the authority to spend the funds if any new grants are approved.

The Food Service fund accounts for the resources and expenditures of the District’s meal programs. Revenue sources include sales of meals, and subsidies under the National School Lunch Act.

School Activity Funds account for the District’s individual school activity programs. The major sources of revenue are student participation fees, and fund raising activities.

3. Debt Service Fund

This fund records the repayment of general obligation bonds and general long-term debt, principal and interest.

The District has no outstanding GO bonds as of 6/30/21.

4. Capital Project Fund

This fund records the revenues and expenditures used to build or acquire facilities such as land or buildings. Once the building is built or the land acquired, the fund is closed. Revenues usually come from the sale of general obligation bonds.

5. Enterprise Fund

This fund accounts for operations that are financed and operated in a manner similar to private business enterprises where the stated intent is that the costs (expenses, including depreciation and indirect costs) of providing goods or services to the students or general public on a continuing basis are financed or recovered primarily through user charges.

6. Internal Service Fund

This fund accounts for the operation of district functions that provide goods or services to other district functions, other districts, or to other governmental units, on a cost-reimbursement basis.

BUDGETING AND ACCOUNTING

The budget is developed to reflect Generally Accepted Accounting Principals (GAAP). As governmental funds, revenues and expenditures are budgeted and accounted for using the modified accrual basis of accounting. Under this basis, revenues are recognized when they become both measurable and available. Available is defined as collectible within the current period or soon enough thereafter to pay liabilities of the current period. Revenues subject to accrual include property taxes, grant revenue and charges for services. Property taxes are considered to be available if they are collected within 60 days after year-end.

Expenditures are recorded when the related fund liability is incurred. Principal and interest on long-term debt are recorded as fund liabilities when due.

Resources include a good faith estimate of beginning cash carried forward from the previous fiscal year.

ASSUMPTIONS FOR BUDGET PREPARATION

General Fund

Revenue and Resource Estimates

The General Fund budget is heavily dependent upon funding from the state. Historically, the largest source of revenue for public schools in Oregon has been local property taxes. In 1995, Measure 5 changed that dramatically by lowering the amount of property taxes schools could raise. In 1997, Measure 50 further limited local property taxes to schools. Measure 5 required the state legislature to offset lost property tax revenue with money from the state general fund, which is composed primarily of state income taxes. As a result, Oregon schools are increasingly supported by state, not local, dollars.

The 2025-2026 budget is developed using the current estimated funding for schools at \$11.36 billion for the 2025-27 biennium.

As part of the South Coast ESD Local Service Plan, the District receives resolution funds every year to be used on services provided by the ESD.

Expenditures and Commitments

Salaries, health insurance and other

benefit increases will be budgeted for in accordance with contractual agreements.

Budget increases will be estimated for basic items expected to increase such as; utilities, leases, property and liability insurance, etc.

The District continues to “pick-up” the negotiated 6% employee contribution to PERS.

Contingency and Ending Fund Balance

Contingency is for expenditures which cannot be foreseen and planned in the budget process because of an occurrence of an unusual or extraordinary event. The budgeted amount is transferred by school board resolution to the proper expenditure code.

Unappropriated Ending Fund Balance is an estimate of funds needed to maintain operations from July 1 of the ensuing fiscal year and the time when sufficient new revenues become available.

Other Funds

Revenue and Resource Estimates

Federal Title programs include: Title I-A Improving Basic Programs; II-A Improving Teacher Quality; and X Education for Homeless. Other Federal programs include IDEA (Individuals with

Disabilities in Education Act). The amounts for some of these grants are not announced until the fall so they are assumed to be funded at current level. If these grants are not funded, or are funded for less, expenditures will not be made.

Student Activity Funds account for funds collected by the student body at each school. These include; student fees, sports fees, concession sales, donations, and miscellaneous. The student organization at each school determines how the funds are to be used. The main criteria is that they are used for the benefit of the students.

PROGRAM BUDGETING AND ACCOUNTING MANUAL OVERVIEW

The budget is prepared following the “Program Budgeting and Accounting Manual for School District and Education Service Districts in Oregon” published by the Oregon Department of Education. The Manual is designed as a resource tool and the use of the budget and accounting codes will vary with the individual needs of each district. The minimum requirement is adopted as Administrative Rule by the State Board of Education. Additional codes are available at the option of the district for more extensive use of account descriptions. The 2017 Manual was developed based on the following goals:

- To provide consistent classification of expenditures to allow valid spending comparisons among schools and district. The system complies with Generally Accepted Accounting Principles (GAAP)
- The system can be used to plan and manage the resources of the district
- The manual is a working handbook to which revisions will be made.

A primary emphasis of the manual is to

define account classifications that provide meaningful financial management information to its users. Achieving consistency in budgeting and financial reporting enhances our ability to present a clear picture of the district’s financial condition and to make valid comparisons among districts. Financial information that is consistently presented in a simple and straightforward format will be readily understood by the public, and provide a sound basis for decision-making.

Governmental accounting systems are organized and operated on a fund basis. If one were to compare fund accounting with commercial accounting, each fund would equate to an independent business, with a separate set of records owned by one entity, the district. The majority of the District’s funds are in the Governmental Funds group. These include: 100 General Fund; 200 Special Revenue Funds; 300 Debt Service Funds; and 400 Capital Projects Funds.

There are three basic types of financial activity within funds: (1) revenues and other sources of funds, (2) expenditures and other uses of funds, and (3) transactions affecting the balance sheet (assets and liabilities) of the District.

Revenues are classified by Fund and Source. Sources are further classified by

major source: 1000 Local sources; 2000 Intermediate Sources; 3000 State Sources; 4000 Federal Sources, and: 5000 Other Sources.

Expenditures are classified by Fund, Function, Object, Operational Unit, Area of Responsibility, and Sub-Area.

Function describes the activity for which a service or material object is acquired. The major functions of a district are: 1000 Instruction; 2000 Support Services; 3000 Enterprise and Community Services; 4000 Facilities Acquisition and Construction; 5000 Other Uses; 6000 Contingency, and; 7000 Unappropriated Ending Fund Balance.

The Object is the service or commodity bought. Objects are divided into: 100 Salaries; 200 Benefits; 300 Purchased Services; 400 Supplies and Materials; 500 Capital Outlay; 600 Other Objects; 700 Transfer, and; 800 Other Uses.

The Operational Unit is used to identify schools or non-school cost centers such as central programs or departments. These codes are defined by the District but are required for state reporting.

The Area of Responsibility provides additional detail to the account code and is used to identify expenditures for

specific curriculum areas and programs.

The Sub-Area is used by the District to classify expenditures for particular purposes at our discretion. This is most often used to identify the fiscal year for Federal Grants.

An example of an account code would be:

100.1131.0410.610.100.000

Fund **100** is the General Fund

Function **1131** is High School Programs

Object **0410** is Supplies

Operational Unit **610** is WeBSS

Area **100** is English

Sub-Area **000** is unassigned

This structure allows for detailed reporting of expenditures in order to present a clear picture of the District's financial condition. The chart of accounts is adopted by the Oregon Department of Education, is approved by the Department of Revenue, and classifies revenues and expenditures for compliance with Oregon Budget Law.

School Formula Finance

K-12 School Districts: Oregon has 197 school districts serving about 574,000 students in K-12. These districts operate with relative autonomy within guidelines specified by both the Legislature and the Oregon Department of Education. The

federal government also mandates certain programs.

Local Revenue: School districts receive general operating revenue from various sources with property taxes being the primary local source. Local revenues are included as an offset to the state school fund formula. Other offset sources include the Common School Fund, Federal Forest Fees, and County School fund.

State Support: The State School Fund (SSF) provides about 67% of school formula operating revenue. This revenue is mostly from state income taxes and lottery revenue. The state's share of education funding increased from about 30% before Measure 5 (1990) to about 70% after Measure 50 (1997). State revenue replaced reduced local revenue because of these two property tax limitations.

Along with increased state aid, the school fund distribution method for state support changed dramatically.

Equalization Formula: In 1991 the Legislature adopted the SSF formula and phased in its implementation. The SSF equalization formula allocates an amount to each school district based primarily on number of students. The state grant is this formula amount reduced by local revenues. The formula equalizes revenues

per student by removing past differentials caused by widely varying local tax rates and property wealth per student.

To recognize that some students need more school services, the formula assigns weights to certain students. For example, special education students count as 2.0 students to recognize their need for special programs. There are additional weights for: ESL .50; students in pregnant/parenting programs 1.0; students in poverty .25; and students in foster care or neglected/delinquent .25. There is a limit to the total weight per student. The grant per weighted students is also adjusted for: teacher experience; 70%-90% of transportation costs; costs over \$30,000 per high cost disability student; and up to 8% for classroom construction costs with a limit per biennium.

Frequently Asked Questions:

Why Can't we eliminate or reduce funds spent on Special Education?

We, like all other public schools in the nation, serve the needs of many kinds of students. Special Education is a required service by both federal and state law and cannot be eliminated. The Individuals with Disabilities Education Act (IDEA) grant program requires school districts, as a condition of receiving these federal funds, to meet "maintenance of effort"

(MOE). This means that the total state and local general fund expenditures of a school district for education of children with disabilities for any year must be at least equal to the amount spent in the most recent preceding fiscal year. If we do not meet MOE, we must return general funds in the amount equal to the shortfall to ODE.

Why do we need a contingency fund and what is it used for?

The Operating Contingency fund is a specific amount of money that is budgeted and set aside to provide for unforeseen costs of an unusual or extraordinary nature that could not be planned for when the budget was developed. Examples would include a major equipment failure (like a school's boiler) or a significant increase in fuel prices resulting from some external event. These funds are under the direct control of the school board and cannot be used without their approval.

What is an Ending Fund Balance and how is it used?

An ending fund balance is money left at the end of the school year. In the budget,

it is an estimate of funds needed to maintain operations of the district from July 1 of the ensuing fiscal year and the time when sufficient new revenues become available to meet cash flow needs of the fund. No expenditures can be made from the unappropriated ending fund balance. An ending fund balance is important for the following reasons:

1. Over 80% of our General Fund revenue is through the State School Fund and used to pay for our operations and services. Payments from ODE fluctuate based on the economy. ODE provides us with estimates of how much these payments will be for the coming year. However, as payments are made, ODE adjusts them based on changes in factors that make up the funding. The payments could be less or more than estimated. Having an ending fund balance allows us to stabilize overall revenue in order to maintain instructional programs for students.

2. As a "rule of thumb", OSBA recommends boards maintain a minimum ending fund balance of 5%-8% of its General Fund resources. This is based upon an average-size district (ADM of about 6,000) and assumes that districts will be able to anticipate a fairly reliable

level of funding each year. The Government Finance Officers Association (GFOA) recommends, at a minimum and for any size district, that governments maintain an unreserved (not earmarked for a specific purpose) ending fund balance of no less than 5%-15% of its general fund operating revenues, or of no less than one to two months of regular general fund operating expenditures. The more unpredictable your revenues and expenditures are, the more likely you will need to maintain a larger ending fund balance. Ending fund balance is not a sustainable source of revenue for a district, thus it is generally designed to address one-time expenditures. Once you draw those reserves down to cover lost revenue or to pay for ongoing expenditures, they are gone.

3. Funds left at the end of a school year can be rolled forward into the next school year as a revenue source. This is the carryover money, which in a time of unstable school funding has helped to stabilize programs and services - preventing a roller coaster ride of cuts and add backs.

THIS PAGE INTENTIONALLY LEFT BLANK

GENERAL FUND



100 FUND-GENERAL FUND

The General Fund accounts for all financial resources of the District except those required to be accounted in another fund.

BROOKINGS-HARBOR SCHOOL DISTRICT 17C

GF REVENUE / EXPENSE SUMMARY

RESOURCES REPORT:	2022-2023 ACTUAL	2023-2024 ACTUAL	2024-2025 ADOPTED	2024-2025 ADOPTED FTE	2025-2026 PROPOSED	2025-2026 PROPOSED FTE	2025-2026 APPROVED	2025-2026 ADOPTED
FUND 100-GENERAL FUND								
Local Sources	7,231,690	7,872,668	7,715,581		7,843,863		7,843,863	0
Intermediated Sources	658,701	612,998	645,000		540,000		540,000	0
State Sources	9,259,817	9,712,781	9,354,812		9,479,751		9,479,751	0
Federal Sources	253,384	279,341	265,000		1,013,025		1,013,025	0
Interfund Transfers	0	-	0		0		0	0
Other Sources	700	-	15,000		4,000		4,000	0
Beginning Fund Balance	3,872,758	4,041,195	3,700,000		2,800,000		2,800,000	0
FUND 100-GENERAL FUND Total	21,277,050	22,518,983	21,695,393	0	21,680,639	0	21,680,639	0

REQUIREMENT REPORT:	2022-2023 ACTUAL	2023-2024 ACTUAL	2024-2025 ADOPTED	2024-2025 ADOPTED FTE	2025-2026 PROPOSED	2025-2026 PROPOSED FTE	2025-2026 APPROVED	2025-2026 ADOPTED
FUND 100-GENERAL FUND								
Salaries	7,909,848	8,601,975	9,314,513	148.32	9,082,670	135.78	9,082,670	0
Benefits	3,908,023	5,152,808	5,650,091		5,911,885		5,911,885	0
Purchased Services	1,786,222	1,939,898	1,598,210		1,976,840		1,976,840	0
Supplies & Materials	820,901	1,308,409	877,500		1,092,744		1,092,744	0
Capital Outlay	74,907	212,063	0		0		0	0
Other Objects	1,524,955	381,395	421,958		485,500		485,500	0
Transfers	1,211,000	1,006,000	1,131,000		1,131,000		1,131,000	0
Contingency	0	0.0	0		200,000		200,000	0
Unappropriated Ending Fund Balance	4,041,195	3,916,434	2,702,121		1,800,000		1,800,000	0
FUND 100-GENERAL FUND Total	21,277,050	22,518,982	21,695,393	148.32	21,680,639	135.78	21,680,639	-

Brookings-Harbor School Dist. 17C
629 Easy Street Brookings, OR 97415

Resources Report

	2223 Actuals	2324 Actuals	2425 Adopted	2425 FTE	2526 Proposed	2526 FTE	2526 Approved	2526 Adopted
Fund 100 GENERAL FUND								
1111 CURRENT YEAR TAXES	6,588,225	6,870,660	7,000,000	0.00	7,222,263	0.00	7,222,263	0
1112 PRIOR YEAR TAXES	186,847	202,199	206,081	0.00	200,000	0.00	200,000	0
1114 REVENUE IN LIEU OF TAXES	0	207,137	0	0.00	0	0.00	0	0
1313 TUITION OTHER DISTRICTS OUT OF	14,699	41,790	36,000	0.00	40,000	0.00	40,000	0
1510 INTEREST ON INVESTMENTS	248,873	405,150	300,000	0.00	250,000	0.00	250,000	0
1910 RENTALS	2,280	1,220	1,500	0.00	1,500	0.00	1,500	0
1960 RECOVERY OF PRIOR YRS EXPENSE	2,662	0	1,000	0.00	0	0.00	0	0
1980 FEES CHARGED TO GRANTS	133,729	126,133	101,000	0.00	110,100	0.00	110,100	0
1990 MISCELLANEOUS INCOME	54,375	18,380	70,000	0.00	20,000	0.00	20,000	0
2101 COUNTY SCHOOL FUNDS	146,640	147,563	145,000	0.00	140,000	0.00	140,000	0
2102 ESD FLOW THRU	512,061	465,435	500,000	0.00	400,000	0.00	400,000	0
3101 STATE SCHOOL FUND	9,071,559	9,526,351	9,176,897	0.00	9,308,463	0.00	9,308,463	0
3103 COMMON SCHOOL FUND	188,257	186,430	177,915	0.00	171,288	0.00	171,288	0
4801 FEDERAL FOREST FEES	253,384	279,341	265,000	0.00	1,013,025	0.00	1,013,025	0
5300 SALE OF/OR COMPENSATION FOR LI	700	0	15,000	0.00	4,000	0.00	4,000	0
5400 BEGINNING FUND BALANCE	3,872,758	4,041,195	3,700,000	0.00	2,800,000	0.00	2,800,000	0
Total Fund 100 GENERAL FUND	21,277,050	22,518,983	21,695,393	0.00	21,680,639	0.00	21,680,639	0

Brookings-Harbor School Dist. 17C
629 Easy Street Brookings, OR 97415
General Fund by Function

		2223 Actuals	2324 Actuals	2425 Adopted	2425 FTE	2526 Proposed	2526 Approved FTE	2526 Approved	2526 Adopted
Fund 100	GENERAL FUND								
Function	1111 ELEMENTARY	2,305,840	2,804,313	2,828,923	25.25	2,981,388	24.25	2,981,388	0
Function	1112 INTERMEDIATE PROGRAMS	0	820	0	0.00	0	0.00	0	0
Function	1121 MIDDLE/JUNIOR HIGH PROGRAMS	1,315,771	1,647,752	1,663,270	14.40	1,732,393	14.00	1,732,393	0
Function	1122 MIDDLE/JUNIOR HIGH EXTRACURRICUL	5,058	6,941	14,477	0.00	23,840	0.00	23,840	0
Function	1131 HIGH SCHOOL PROGRAMS	1,956,983	2,418,239	2,434,987	19.00	2,432,930	16.50	2,432,930	0
Function	1132 HIGH SCHOOL EXTRACURRICULAR	92,339	105,525	84,933	0.00	119,452	0.00	119,452	0
Function	1210 TALENTED AND GIFTED PROGRAMS	0	0	6,000	0.00	10,000	0.00	10,000	0
Function	1220 LIFE SKILLS	698,519	846,393	918,989	12.25	997,420	12.34	997,420	0
Function	1250 STUDENTS WITH DISABILITIES	755,689	814,847	996,108	12.45	852,681	10.91	852,681	0
Function	1280 ALTERNATIVE EDUCATION	6,927	5,307	2,500	0.00	58,250	0.00	58,250	0
Function	1291 ELL-ORS	106,930	133,956	142,366	1.23	143,776	1.00	143,776	0
Function	1299 OTHER SPEC PROGR/INDIAN ED	0	0	0	0.00	65,000	0.00	65,000	0
Function	1400 SUMMER SCHOOL PROGRAMS	0	0	0	0.00	28,115	0.00	28,115	0
Function	1460 SPECIAL PROGRAMS SUMMER INSTRUC	14,463	0	0	0.00	0	0.00	0	0
Function	2115 STUDENT SAFETY	69,653	75,772	73,800	0.00	88,700	0.00	88,700	0
Function	2120 GUIDANCE SERVICES	478,470	585,542	630,880	6.00	643,021	5.00	643,021	0
Function	2126 YOUTH TRANSITION PROGRAM	58,225	58,225	0	0.00	0	0.00	0	0
Function	2129 OTHER GUIDANCE SERVICES	4825	669	0	0.00	0	0.00	0	0
Function	2134 NURSE SERVICES	31,190	44,768	49,016	1.00	33,039	0.50	33,039	0
Function	2140 PSYCHOLOGICAL SERVICES	127,024	129,901	174,970	0.48	155,000	0.00	155,000	0
Function	2150 SPEECH PATHOLOGY	214,427	238,466	262,275	2.00	280,396	2.00	280,396	0
Function	2160 OTHER STUDENT TREATMENT OT/ PT	166,032	117,835	203,313	1.00	220,313	1.00	220,313	0
Function	2190 SPECIAL EDUCATION DIRECTOR	272,088	311,746	335,382	2.00	299,112	1.50	299,112	0
Function	2210 IMPROVEMENT OF INSTR. SERVICES	0	600	0	0.00	0	0.00	0	0
Function	2211 INSTRUCTIONAL SERVICES	231	14,685	0	0.00	0	0.00	0	0

Brookings-Harbor School Dist. 17C
629 Easy Street Brookings, OR 97415
General Fund by Function

			2223 Actuals	2324 Actuals	2425 Adopted	2425 FTE	2526 Proposed	2526 Approved FTE	2526 Approved	2526 Adopted
Function	2220	EDUCATIONAL MEDIA SERVICES	176,985	205,184	229,471	3.00	245,943	3.00	245,943	0
Function	2240	INSTR. STAFF DEVELOPMENT	9,088	25,836	19,157	0.00	19,815	0.00	19,815	0
Function	2310	BOARD OF DIRECTORS	91,807	206,385	238,638	0.00	273,000	0.00	273,000	0
Function	2321	OFFICE OF THE SUPERINTENDENT	351,489	381,634	386,676	2.25	354,534	1.50	354,534	0
Function	2329	HUMAN RESOURCES	3,051	83	0	0.00	0	0.00	0	0
Function	2410	OFFICE OF THE PRINCIPAL	1,397,608	1,612,525	1,701,564	15.00	1,631,098	12.75	1,631,098	0
Function	2520	FISCAL SERVICES	379,567	401,611	483,987	2.50	466,925	2.25	466,925	0
Function	2542	CARE AND UPKEEP OF BUILDINGS	774,540	925,987	909,240	10.00	952,469	10.00	952,469	0
Function	2543	CARE & UPKEEP OF GROUNDS	58,669	136,676	105,071	1.00	112,251	1.00	112,251	0
Function	2544	MAINTENANCE SERVICES	907,598	1,084,897	922,654	2.00	1,004,311	1.50	1,004,311	0
Function	2549	OTHER PLANT OPER. & MAINTENANCE	1,605	1,535	517	0.00	511	0.00	511	0
Function	2550	STUDENT TRANSPORTATION SERVICES	1,291,093	1,514,472	1,208,042	11.00	1,396,605	10.03	1,396,605	0
Function	2620	PLANNING/RESEARCH/DEV/EVAL	9,134	10,550	0	0.00	0	0.00	0	0
Function	2630	INFORMATION SERVICES	59,064	115,844	139,314	1.00	104,203	0.75	104,203	0
Function	2640	STAFF SERVICES	39,059	48,687	83,418	0.50	113,635	0.50	113,635	0
Function	2660	TECHNOLOGY SERVICES	428,309	387,302	458,660	2.50	538,765	2.50	538,765	0
Function	2661	TECHNOLOGY DIRECTOR	130,093	170,003	153,674	1.00	170,748	1.00	170,748	0
Function	2680	INTERPRETATION AND TRANSLATION	3,869	5,038	0	0.00	0	0.00	0	0
Function	5110	DEBT SERVICE	1,231,541		0	0.00	0	0.00	0	0
Function	5200	TRANSFER OF FUNDS	1,211,000	1,006,000	1,131,000	0.00	1,131,000	0.00	1,131,000	0
Function	6110	OPERATING CONTINGENCY	0	0	200,000	0.00	200,000	0.00	200,000	0
Function	7000	UNAPPROPRIATED ENDING FUND BALA	4,041,195	3,916,434	2,502,121	0.00	1,800,000	0.00	1,800,000	0
Total Fund	100	GENERAL FUND	21,277,050	22,518,983	21,695,393	148.32	21,680,639	135.78	21,680,639	0

Brookings-Harbor School Dist. 17C
629 Easy Street Brookings, OR 97415

General Fund by Object

	2223 Actuals	2324 Actuals	2425 Adopted	2425 FTE	2526 Proposed	2526 FTE	2526 Approved	2526 Adopted
Fund 100 GENERAL FUND								
111 LICENSED SALARIES	4,011,071	4,290,418	4,954,388	69.40	4,705,398	63.50	4,705,398	0
112 CLASSIFIED SALARIES	2,392,027	2,741,327	2,836,492	66.92	2,888,748	63.28	2,888,748	0
113 ADMINISTRATIVE SALARIES	880,346	913,940	1,000,533	8.00	795,982	6.00	795,982	0
114 MANAGERIAL SALARIES	372,753	409,573	429,768	4.00	368,492	3.00	368,492	0
121 LICENSED SUBSTITUTES	29,160	26,397	0	0.00	0	0.00	0	0
122 CLASSIFIED SUBSTITUTES	13,522	25,136	0	0.00	0	0.00	0	0
130 ADDITIONAL SALARIES	210,969	195,185	93,332	0.00	324,050	0.00	324,050	0
211 PERS/EMPLOYER CONTRIBUTION T1/2	163,895	133,273	157,401	0.00	208,563	0.00	208,563	0
212 PERS EMP 6% MATCH	431,984	482,958	541,751	0.00	519,330	0.00	519,330	0
213 PERS UAL-Bond	108,840	1,195,149	1,092,598	0.00	1,188,148	0.00	1,188,148	0
215 HSA	58,917	54,347	52,806	0.00	44,350	0.00	44,350	0
216 PERS EMPLOYER CONTRIBUTION OPSRP	390,704	323,620	393,991	0.00	985,828	0.00	985,828	0
220 SOCIAL SECURITY	600,080	655,561	707,157	0.00	687,667	0.00	687,667	0
231 WORKERS COMPENSATION	91,945	89,835	85,521	0.00	54,853	0.00	54,853	0
232 UNEMPLOYMENT	15,671	18,300	239,948	0.00	20,017	0.00	20,017	0
233 PFMLI	0	32,379	36,854	0.00	35,769	0.00	35,769	0
240 EMPLOYEE BENEFITS	1,797,222	1,911,171	2,099,146	0.00	1,913,072	0.00	1,913,072	0
241 DENTAL VISION	235,582	228,503	223,385	0.00	221,013	0.00	221,013	0
242 403B	7,854	6,371	17,755	0.00	31,690	0.00	31,690	0
243 TUITION REIMBURSEMENT	1,806	17,462	0	0.00	0	0.00	0	0
244 EAP PROGRAM	2,003	1,995	0	0.00	0	0.00	0	0
245 DISTRICT PAID VOLUNTARY INS	1,519	1,885	1,779	0.00	1,583	0.00	1,583	0
310 PROFESSIONAL AND TECHNICAL SERVICES	148,453	215,302	22,200	0.00	72,200	0.00	72,200	0
321 CLEANING SERVICES	72	367	0	0.00	0	0.00	0	0
322 REPAIR AND MAINTENANCE	127,789	198,368	42,900	0.00	47,900	0.00	47,900	0
324 RENTALS	26,624	37,809	55,240	0.00	41,440	0.00	41,440	0
325 ELECTRICITY	262,929	237,022	280,000	0.00	310,000	0.00	310,000	0
327 WATER AND SEWAGE	42,749	62,465	60,000	0.00	70,000	0.00	70,000	0
328 GARBAGE	57,062	57,616	70,000	0.00	72,000	0.00	72,000	0
331 Reimbursable Student Transportation	18,533	26,658	20,000	0.00	5,000	0.00	5,000	0

General Fund by Object

	2223 Actuals	2324 Actuals	2425 Adopted	2425 FTE	2526 Proposed	2526 FTE	2526 Approved	2526 Adopted
Fund 100 GENERAL FUND								
342 TRAVEL	59,085	91,706	81,950	0.00	110,250	0.00	110,250	0
351 TELEPHONE	32,623	30,372	30,200	0.00	51,500	0.00	51,500	0
353 POSTAGE	17,622	17,723	22,000	0.00	22,000	0.00	22,000	0
354 ADVERTISING	1,132	4,696	8,500	0.00	5,050	0.00	5,050	0
359 Other Communication Services	15,839	9,845	38,000	0.00	23,000	0.00	23,000	0
372 TUITION PAYMENTS	0	0	0	0.00	65,000	0.00	65,000	0
374 OTHER TUITION	0	2,651	5,000	0.00	5,000	0.00	5,000	0
381 AUDIT SERVICES	33,000	67,650	60,000	0.00	70,000	0.00	70,000	0
382 LEGAL SERVICES	28,506	15,071	59,000	0.00	59,000	0.00	59,000	0
383 ARCHITECT/ENGINEERING SERVICES	8,950	10,550	0	0.00	0	0.00	0	0
384 NEGOTIATION SERVICES	11,940	8,630	10,000	0.00	25,000	0.00	25,000	0
388 ELECTION SERVICES	2,224	0	0	0.00	0	0.00	0	0
389 NON INSTRUCTIONAL PROFESSIONAL & TECH	428,981	360,052	352,000	0.00	352,000	0.00	352,000	0
390 OTHER GEN PROFESSIONAL & TECHNOLOGICAL	(1,885)	(541)	0	0.00	0	0.00	0	0
391 ESS Certified Substitutes	379,343	392,154	282,320	0.00	436,000	0.00	436,000	0
392 ESS Classified Substitutes	84,650	93,731	98,900	0.00	134,500	0.00	134,500	0
410 SUPPLIES	278,642	362,683	382,900	0.00	448,750	0.00	448,750	0
411 STAFF FOOD	7,684	1,702	2,000	0.00	0	0.00	0	0
416 FUEL	155	0	0	0.00	0	0.00	0	0
417 FUEL	68,605	66,022	90,000	0.00	95,000	0.00	95,000	0
420 TEXTBOOKS	38,752	166,448	11,050	0.00	11,550	0.00	11,550	0
430 LIBRARY BOOKS	8,145	1,524	6,200	0.00	5,700	0.00	5,700	0
440 PERIODICALS	1,774	1,790	3,200	0.00	1,200	0.00	1,200	0
460 NON CONSUMABLE SUPPLIES	45,360	129,832	22,600	0.00	20,600	0.00	20,600	0
470 COMPUTER SOFTWARE	179,137	284,041	212,000	0.00	284,700	0.00	284,700	0
480 COMPUTER HARDWARE	192,647	294,367	147,550	0.00	225,244	0.00	225,244	0
541 * OVER \$5000 INITIAL EQUIP	24,107	0	0	0.00	0	0.00	0	0
542 * OVER \$5000 RPLACEMENT EQUIP	0	95,575	0	0.00	0	0.00	0	0
562 * OVER \$ 5000 BUS GARAGE PURCHASE	50,800	0	0	0.00	0	0.00	0	0
564 * OVER \$ 5000 BUS & CAPITAL BUS IMPROV	0	116,488	0	0.00	0	0.00	0	0
610 REDEMPTION OF PRINCIPAL	885,000	0	0	0.00	0	0.00	0	0
620 INTEREST	346,541	0	0	0.00	0	0.00	0	0

General Fund by Object

	2223 Actuals	2324 Actuals	2425 Adopted	2425 FTE	2526 Proposed	2526 FTE	2526 Approved	2526 Adopted
Fund 100 GENERAL FUND								
640 DUES AND FEES	49,774	75,636	70,300	0.00	84,200	0.00	84,200	0
650 Insurance & Judgements	0	68,294	78,538	0.00	80,000	0.00	80,000	0
653 INSURANCE PREMIUMS	243,640	237,465	272,820	0.00	321,000	0.00	321,000	0
670 TAXES AND LICENSES	0	0	300	0.00	300	0.00	300	0
710 TRANSFERS	0	5,000	0	0.00	0	0.00	0	0
711 Transfer-Bus	100,000	100,000	100,000	0.00	100,000	0.00	100,000	0
712 Transfer Cafeteria	75,000	75,000	25,000	0.00	25,000	0.00	25,000	0
713 Transfer HS Athletics	225,000	230,000	250,000	0.00	250,000	0.00	250,000	0
714 Transfer AMS Athletics	75,000	70,000	75,000	0.00	75,000	0.00	75,000	0
715 Transfer Maintenance	175,000	175,000	200,000	0.00	200,000	0.00	200,000	0
716 Transfer Textbook Fund	410,000	200,000	200,000	0.00	100,000	0.00	100,000	0
717 Transfer Furniture Fund	20,000	20,000	20,000	0.00	20,000	0.00	20,000	0
718 Transfer Facilities Fund	100,000	100,000	220,000	0.00	320,000	0.00	320,000	0
719 Transfer Tuition Reimb. Certified	26,000	26,000	26,000	0.00	26,000	0.00	26,000	0
720 Transfer Tuition Reimb Classified	5,000	5,000	15,000	0.00	15,000	0.00	15,000	0
810 PLANNED RESERVE	0	0	200,000	0.00	200,000	0.00	200,000	0
820 RESERVED FOR NEXT YEAR	4,041,195	3,916,434	2,502,121	0.00	1,800,000	0.00	1,800,000	0
Total Fund 100 GENERAL FUND	21,277,050	22,518,983	21,695,393	148.32	21,680,639	135.78	21,680,639	0

THIS PAGE INTENTIONALLY LEFT BLANK

**BROOKINGS-HARBOR SCHOOL DISTRICT 17c
PROGRAM BUDGET INFORMATION**

APPROVED 2025-2026

FUND: 100

FUNCTION: 1111

PROGRAM: Elementary, K-5

1. Program Description:

Learning experiences concerned with knowledge, skills, appreciation, attitudes, and behavioral characteristics considered to be needed by all students in terms of their awareness of life within our culture and the world of work and which normally may be achieved during the elementary school years.

ELEMENTARY K-5	
100 Salaries	1,662,059
200 Associated PR Costs	1,041,828
300 Purchased Services	158,500
400 Supplies & Materials	116,000
600 Other	0
TOTAL	2,981,388

2. Personnel Data:

22.00 Licensed FTE
2.25 Classified FTE

3. Funding Source:

State School Fund

4. Budgetary Notes:

Supplemental services are provided through Title I-A

Brookings-Harbor School Dist. 17C
629 Easy Street Brookings, OR 97415

Requirements Report

	2223 Actuals	2324 Actuals	2425 Adopted	2425 FTE	2526 Proposed	2526 FTE	2526 Approved	2526 Adopted
Fund 100 GENERAL FUND								
Function 1111 ELEMENTARY								
111 LICENSED SALARIES	1,354,296	1,454,356	1,568,052	23.00	1,587,194	22.00	1,587,194	0
112 CLASSIFIED SALARIES	68,615	67,449	70,576	2.25	74,865	2.25	74,865	0
121 LICENSED SUBSTITUTES	6,414	9,834	0	0.00	0	0.00	0	0
122 CLASSIFIED SUBSTITUTES	1,331	2,229	0	0.00	0	0.00	0	0
130 ADDITIONAL SALARIES	1,335	1,875	2,924	0.00	3,000	0.00	3,000	0
100 SALARIES	1,431,992	1,535,743	1,641,552	25.25	1,665,059	24.25	1,665,059	0
211 PERS/EMPLOYER CONTRIBUTION T1/2	29,101	19,244	20,570	0.00	28,195	0.00	28,195	0
212 PERS EMP 6% MATCH	78,867	89,348	98,493	0.00	99,724	0.00	99,724	0
213 PERS UAL-Bond	9,799	225,977	199,107	0.00	218,913	0.00	218,913	0
215 HSA	28,104	24,897	24,906	0.00	19,592	0.00	19,592	0
216 PERS EMPLOYER CONTRIBUTION OPSRP	74,472	56,516	74,231	0.00	186,094	0.00	186,094	0
220 SOCIAL SECURITY	107,623	116,206	124,129	0.00	125,990	0.00	125,990	0
231 WORKERS COMPENSATION	13,307	7,008	7,492	0.00	4,615	0.00	4,615	0
232 UNEMPLOYMENT	2,820	4,160	42,188	0.00	3,293	0.00	3,293	0
233 PFMLI	0	6,060	6,491	0.00	6,588	0.00	6,588	0
240 EMPLOYEE BENEFITS	241,414	284,789	312,234	0.00	300,998	0.00	300,998	0
241 DENTAL VISION	43,486	48,324	47,531	0.00	47,827	0.00	47,827	0
200 ASSOCIATED PAYROLL COSTS	628,993	882,528	957,371	0.00	1,041,828	0.00	1,041,828	0
310 PROFESSIONAL AND TECHNICAL SERVICES	0	11,610	1,500	0.00	500	0.00	500	0
322 REPAIR AND MAINTENANCE	9,954	8,060	3,000	0.00	5,000	0.00	5,000	0
324 RENTALS	9,874	16,473	20,000	0.00	18,000	0.00	18,000	0
342 TRAVEL	7,000	17,198	0	0.00	0	0.00	0	0
391 ESS Certified Substitutes	120,384	76,559	120,000	0.00	120,000	0.00	120,000	0
392 ESS Classified Substitutes	10,297	9,214	15,000	0.00	15,000	0.00	15,000	0
300 PURCHASED SERVICES	157,509	139,115	159,500	0.00	158,500	0.00	158,500	0
410 SUPPLIES	24,836	43,604	50,000	0.00	80,000	0.00	80,000	0
420 TEXTBOOKS	30,477	67,588	1,000	0.00	500	0.00	500	0
440 PERIODICALS	216	0	1,000	0.00	500	0.00	500	0
460 NON CONSUMABLE SUPPLIES	7,018	4,490	2,000	0.00	2,000	0.00	2,000	0
470 COMPUTER SOFTWARE	8,267	24,397	4,000	0.00	3,000	0.00	3,000	0

Requirements Report

2223 Actuals 2324 Actuals 2425 Adopted 2425 FTE 2526 Proposed 2526 FTE 2526 Approved 2526 Adopted

Fund 100 GENERAL FUND

Function 1111 ELEMENTARY

480 COMPUTER HARDWARE	16,435	106,848	12,500	0.00	30,000	0.00	30,000	0
400 SUPPLIES & MATERIALS	87,249	246,928	70,500	0.00	116,000	0.00	116,000	0
640 DUES AND FEES	98	0	0	0.00	0	0.00	0	0
600 OTHER OBJECTS	98	0	0	0.00	0	0.00	0	0
<hr/>								
Total Function 1111 ELEMENTARY	2,305,841	2,804,313	2,828,923	25.25	2,981,388	24.25	2,981,388	0

THIS PAGE INTENTIONALLY LEFT BLANK

**BROOKINGS-HARBOR SCHOOL DISTRICT 17c
PROGRAM BUDGET INFORMATION**

APPROVED 2025-2026

FUND: 100
FUNCTION: 1113
PROGRAM: Intermediate Programs

1. Program Description:

This Function was eliminated in the ODE Chart of Accounts in 2011 and no longer used. Expenditures are now combined with Function 1111 Elementary, K-5

2. Personnel Data:

3. Funding Source:

4. Budgetary Notes:

Historical information only

ELEMENTARY K-5	
100 Salaries	0
200 Associated PR Costs	0
300 Purchased Services	0
400 Supplies & Materials	0
600 Other	0
TOTAL	0

Requirements Report

2223 Actuals 2324 Actuals 2425 Adopted 2425 FTE 2526 Proposed 2526 FTE 2526 Approved 2526 Adopted

Fund 100 GENERAL FUND

Function 1113	ELEMENTARY COCURRICULAR								
410	SUPPLIES	0	820	0	0.00	0	0.00	0	0
400	SUPPLIES & MATERIALS	0	820	0	0.00	0	0.00	0	0
Total Function 1113		0	820	0	0.00	0	0.00	0	0

BROOKINGS-HARBOR SCHOOL DISTRICT 17c

PROGRAM BUDGET INFORMATION

APPROVED 2025-2026

FUND: 100

FUNCTION: 1121

PROGRAM: Middle School Programs

1. Program Description:

Learning experiences concerned with knowledge, skills, appreciation, attitudes, and behavioral characteristics considered to be needed by all students in terms of understanding themselves and their relationships with society and various career clusters, and which normally may be achieved during the middle and/or junior high school years.

2. Personnel Data:

14 Licensed FTE

3. Funding Source:

State School Fund

4. Budgetary Notes:

MIDDLE SCHOOLS	
100 Salaries	963,058
200 Associated PR Costs	612,735
300 Purchased Services	97,500
400 Supplies & Materials	58,900
600 Other	200
TOTAL	1,732,393

Requirements Report

2223 Actuals 2324 Actuals 2425 Adopted 2425 FTE 2526 Proposed 2526 FTE 2526 Approved 2526 Adopted

Fund 100 GENERAL FUND

Function 1121 MIDDLE/JUNIOR HIGH PROGRAMS

111	LICENSED SALARIES	800,924	864,571	996,207	14.40	961,058	14.00	961,058	0
121	LICENSED SUBSTITUTES	3,115	2,165	0	0.00	0	0.00	0	0
130	ADDITIONAL SALARIES	3,642	1,656	0	0.00	2,000	0.00	2,000	0
100	SALARIES	807,681	868,393	996,207	14.40	963,058	14.00	963,058	0
211	PERS/EMPLOYER CONTRIBUTION T1/2	17,551	13,222	13,547	0.00	26,951	0.00	26,951	0
212	PERS EMP 6% MATCH	38,591	44,636	59,772	0.00	57,663	0.00	57,663	0
213	PERS UAL-Bond	28,630	108,424	127,132	0.00	126,583	0.00	126,583	0
215	HSA	4,320	4,398	4,320	0.00	5,040	0.00	5,040	0
216	PERS EMPLOYER CONTRIBUTION OPSRP	32,093	21,092	44,354	0.00	99,111	0.00	99,111	0
220	SOCIAL SECURITY	61,808	66,641	76,277	0.00	73,309	0.00	73,309	0
231	WORKERS COMPENSATION	4,612	5,202	4,524	0.00	2,675	0.00	2,675	0
232	UNEMPLOYMENT	1,616	3,202	25,788	0.00	1,916	0.00	1,916	0
233	PFMLI	0	3,443	3,948	0.00	3,833	0.00	3,833	0
240	EMPLOYEE BENEFITS	152,391	158,611	182,986	0.00	197,645	0.00	197,645	0
241	DENTAL VISION	17,556	18,176	18,290	0.00	18,009	0.00	18,009	0
245	DISTRICT PAID VOLUNTARY INS	0	0	24	0.00	0	0.00	0	0
200	ASSOCIATED PAYROLL COSTS	359,167	447,046	560,962	0.00	612,735	0.00	612,735	0
310	PROFESSIONAL AND TECHNICAL SERVICES	0	6,375	0	0.00	0	0.00	0	0
322	REPAIR AND MAINTENANCE	2,196	2,377	2,500	0.00	2,500	0.00	2,500	0
324	RENTALS	5,551	7,004	10,000	0.00	8,000	0.00	8,000	0
342	TRAVEL	59	15	0	0.00	0	0.00	0	0
391	ESS Certified Substitutes	100,423	114,126	50,000	0.00	85,000	0.00	85,000	0
392	ESS Classified Substitutes	0	1,546	2,000	0.00	2,000	0.00	2,000	0
300	PURCHASED SERVICES	108,228	131,442	64,500	0.00	97,500	0.00	97,500	0
410	SUPPLIES	12,103	19,730	24,650	0.00	24,650	0.00	24,650	0
420	TEXTBOOKS	0	56,195	1,250	0.00	1,250	0.00	1,250	0
460	NON CONSUMABLE SUPPLIES	8,051	35,194	0	0.00	0	0.00	0	0
470	COMPUTER SOFTWARE	195	20,706	3,000	0.00	3,000	0.00	3,000	0
480	COMPUTER HARDWARE	20,346	67,948	12,500	0.00	30,000	0.00	30,000	0
400	SUPPLIES & MATERIALS	40,695	199,773	41,400	0.00	58,900	0.00	58,900	0
640	DUES AND FEES	0	1,097	200	0.00	200	0.00	200	0
600	OTHER OBJECTS	0	1,097	200	0.00	200	0.00	200	0

Requirements Report

2223 Actuals 2324 Actuals 2425 Adopted 2425 FTE 2526 Proposed 2526 FTE 2526 Approved 2526 Adopted

Fund 100 GENERAL FUND

Total Function 1121	MIDDLE/JUNIOR HIGH PROGRAMS	1,315,771	1,647,752	1,663,270	14.40	1,732,393	14.00	1,732,393	0
----------------------------	------------------------------------	------------------	------------------	------------------	--------------	------------------	--------------	------------------	----------

THIS PAGE INTENTIONALLY LEFT BLANK

BROOKINGS-HARBOR SCHOOL DISTRICT 17c

PROGRAM BUDGET INFORMATION

APPROVED 2025-2026

FUND: 100

FUNCTION: 1122

PROGRAM: Middle School Extracurricular

1. Program Description:

School-sponsored activities, under the guidance and supervision of district staff, designed to provide students such experiences as motivation, enjoyment, and improvement of skills. Programs typically include activities such as athletics, band, chorus, choir, speech, and debate

2. Personnel Data:

Extra Duty for Coaches and Activity Supervisors

3. Funding Source:

Other Sources

4. Budgetary Notes:

MS EXTRA-CURR	
100 Salaries	16,998
200 Associated PR Costs	6,842
300 Purchased Services	0
400 Supplies & Materials	0
600 Other	0
TOTAL	23,840

Requirements Report

2223 Actuals 2324 Actuals 2425 Adopted 2425 FTE 2526 Proposed 2526 FTE 2526 Approved 2526 Adopted

Fund 100 GENERAL FUND

Function 1122	MIDDLE/JUNIOR HIGH EXTRACURRICULAR								
130	ADDITIONAL SALARIES	4,460	4,549	10,814	0.00	16,998	0.00	16,998	0
100	SALARIES	4,460	4,549	10,814	0.00	16,998	0.00	16,998	0
212	PERS EMP 6% MATCH	107	273	649	0.00	1,020	0.00	1,020	0
213	PERS UAL-Bond	0	695	1,246	0.00	2,239	0.00	2,239	0
216	PERS EMPLOYER CONTRIBUTION OPSRP	122	243	577	0.00	2,133	0.00	2,133	0
220	SOCIAL SECURITY	338	341	821	0.00	1,300	0.00	1,300	0
231	WORKERS COMPENSATION	22	21	49	0.00	48	0.00	48	0
232	UNEMPLOYMENT	9	6	279	0.00	34	0.00	34	0
233	PFMLI	0	18	43	0.00	68	0.00	68	0
200	ASSOCIATED PAYROLL COSTS	598	1,597	3,663	0.00	6,842	0.00	6,842	0
410	SUPPLIES	0	796	0	0.00	0	0.00	0	0
400	SUPPLIES & MATERIALS	0	796	0	0.00	0	0.00	0	0
Total Function 1122	MIDDLE/JUNIOR HIGH EXTRACURRICULAR	5,058	6,941	14,477	0.00	23,840	0.00	23,840	0

BROOKINGS-HARBOR SCHOOL DISTRICT 17c

PROGRAM BUDGET INFORMATION

APPROVED 2025-2026

FUND: 100

FUNCTION: 1131

PROGRAM: High School Programs

1. Program Description:

Learning experiences concerned with knowledge, skills, appreciation, attitudes, and behavioral characteristics considered to be needed by all students as they achieve graduation requirements.

2. Personnel Data:

16.50 Licensed FTE

3. Funding Source:

State School Fund

4. Budgetary Notes:

HIGH SCHOOLS	
100 Salaries	1,268,628
200 Associated PR Costs	818,802
300 Purchased Services	197,350
400 Supplies & Materials	130,300
600 Other	3,350
TOTAL	2,432,930

Requirements Report

2223 Actuals 2324 Actuals 2425 Adopted 2425 FTE 2526 Proposed 2526 FTE 2526 Approved 2526 Adopted

Fund 100 GENERAL FUND

Function 1131 HIGH SCHOOL PROGRAMS

111	LICENSED SALARIES	1,185,700	1,244,580	1,398,145	19.00	1,268,628	16.50	1,268,628	0
121	LICENSED SUBSTITUTES	15,252	10,345	0	0.00	0	0.00	0	0
130	ADDITIONAL SALARIES	7,461	1,365	5,250	0.00	14,500	0.00	14,500	0
100	SALARIES	1,208,413	1,256,290	1,403,395	19.00	1,283,128	16.50	1,283,128	0
211	PERS/EMPLOYER CONTRIBUTION T1/2	24,090	20,354	27,636	0.00	27,369	0.00	27,369	0
212	PERS EMP 6% MATCH	66,009	68,627	79,235	0.00	71,270	0.00	71,270	0
213	PERS UAL-Bond	4,174	186,827	169,969	0.00	167,686	0.00	167,686	0
215	HSA	5,160	7,764	7,500	0.00	4,380	0.00	4,380	0
216	PERS EMPLOYER CONTRIBUTION OPSRP	63,913	43,410	56,900	0.00	137,941	0.00	137,941	0
220	SOCIAL SECURITY	91,187	94,450	103,736	0.00	96,597	0.00	96,597	0
231	WORKERS COMPENSATION	5,836	5,687	6,354	0.00	3,518	0.00	3,518	0
232	UNEMPLOYMENT	2,384	3,734	35,856	0.00	2,525	0.00	2,525	0
233	PFMLI	0	4,916	5,490	0.00	5,051	0.00	5,051	0
240	EMPLOYEE BENEFITS	270,927	268,202	309,843	0.00	271,998	0.00	271,998	0
241	DENTAL VISION	31,211	27,104	28,902	0.00	30,466	0.00	30,466	0
245	DISTRICT PAID VOLUNTARY INS	0	3	0	0.00	0	0.00	0	0
200	ASSOCIATED PAYROLL COSTS	564,891	731,079	831,422	0.00	818,802	0.00	818,802	0
310	PROFESSIONAL AND TECHNICAL SERVICES	5,200	1,400	200	0.00	200	0.00	200	0
322	REPAIR AND MAINTENANCE	1,779	2,663	4,900	0.00	4,900	0.00	4,900	0
324	RENTALS	6,260	8,410	17,300	0.00	10,000	0.00	10,000	0
342	TRAVEL	2,970	2,360	1,250	0.00	2,250	0.00	2,250	0
374	OTHER TUITION	0	0	5,000	0.00	5,000	0.00	5,000	0
391	ESS Certified Substitutes	70,429	173,471	57,320	0.00	175,000	0.00	175,000	0
392	ESS Classified Substitutes	0	1,629	0	0.00	0	0.00	0	0
300	PURCHASED SERVICES	86,638	189,933	85,970	0.00	197,350	0.00	197,350	0
410	SUPPLIES	62,105	82,018	72,550	0.00	72,500	0.00	72,500	0
420	TEXTBOOKS	8,275	36,389	8,800	0.00	8,800	0.00	8,800	0
440	PERIODICALS	0	0	1,500	0.00	500	0.00	500	0
460	NON CONSUMABLE SUPPLIES	10,647	28,372	4,500	0.00	4,500	0.00	4,500	0
470	COMPUTER SOFTWARE	0	26,683	4,500	0.00	19,000	0.00	19,000	0
480	COMPUTER HARDWARE	14,818	65,978	20,000	0.00	25,000	0.00	25,000	0
400	SUPPLIES & MATERIALS	95,845	239,440	111,850	0.00	130,300	0.00	130,300	0

Requirements Report

2223 Actuals 2324 Actuals 2425 Adopted 2425 FTE 2526 Proposed 2526 FTE 2526 Approved 2526 Adopted

Fund 100 GENERAL FUND

Function 1131 HIGH SCHOOL PROGRAMS

640	DUES AND FEES	1,196	1,497	2,350	0.00	3,350	0.00	3,350	0
-----	---------------	-------	-------	-------	------	-------	------	-------	---

600	OTHER OBJECTS	1,196	1,497	2,350	0.00	3,350	0.00	3,350	0
------------	----------------------	--------------	--------------	--------------	-------------	--------------	-------------	--------------	----------

Total Function 1131	HIGH SCHOOL PROGRAMS	1,956,983	2,418,239	2,434,987	19.00	2,432,930	16.50	2,432,930	0
----------------------------	-----------------------------	------------------	------------------	------------------	--------------	------------------	--------------	------------------	----------

THIS PAGE INTENTIONALLY LEFT BLANK

BROOKINGS-HARBOR SCHOOL DISTRICT 17c

PROGRAM BUDGET INFORMATION

APPROVED 2025-2026

FUND: 100

FUNCTION: 1132

PROGRAM: High School Extracurricular

1. Program Description:

School-sponsored activities, under the guidance and supervision of district staff, designed to provide students such experiences as motivation, enjoyment, and improvement of skills. Activities normally supplement the regular instructional program and include such activities as athletics, band, chorus, choir, speech, and debate.

2. Personnel Data:

Extra Duty for Coaches and Activity Supervisors

3. Funding Source:

Other Sources

4. Budgetary Notes:

HS EXTRA-CURR	
100 Salaries	85,127
200 Associated PR Costs	34,325
300 Purchased Services	0
400 Supplies & Materials	0
600 Other	0
TOTAL	119,452

Requirements Report

2223 Actuals 2324 Actuals 2425 Adopted 2425 FTE 2526 Proposed 2526 FTE 2526 Approved 2526 Adopted

Fund 100 GENERAL FUND

Function 1132 HIGH SCHOOL EXTRACURRICULAR

130	ADDITIONAL SALARIES	77,168	74,443	63,466	0.00	85,127	0.00	85,127	0
-----	---------------------	--------	--------	--------	------	--------	------	--------	---

100	SALARIES	77,168	74,443	63,466	0.00	85,127	0.00	85,127	0
------------	-----------------	---------------	---------------	---------------	-------------	---------------	-------------	---------------	----------

211	PERS/EMPLOYER CONTRIBUTION T1/2	282	575	749	0.00	996	0.00	996	0
-----	---------------------------------	-----	-----	-----	------	-----	------	-----	---

212	PERS EMP 6% MATCH	4,052	4,126	3,509	0.00	4,981	0.00	4,981	0
-----	-------------------	-------	-------	-------	------	-------	------	-------	---

213	PERS UAL-Bond	0	11,078	7,312	0.00	11,212	0.00	11,212	0
-----	---------------	---	--------	-------	------	--------	------	--------	---

216	PERS EMPLOYER CONTRIBUTION OPSRP	4,425	3,561	2,900	0.00	9,889	0.00	9,889	0
-----	----------------------------------	-------	-------	-------	------	-------	------	-------	---

220	SOCIAL SECURITY	5,878	5,630	4,819	0.00	6,496	0.00	6,496	0
-----	-----------------	-------	-------	-------	------	-------	------	-------	---

231	WORKERS COMPENSATION	380	337	292	0.00	241	0.00	241	0
-----	----------------------	-----	-----	-----	------	-----	------	-----	---

232	UNEMPLOYMENT	154	113	1,634	0.00	170	0.00	170	0
-----	--------------	-----	-----	-------	------	-----	------	-----	---

233	PFMLI	0	293	252	0.00	339	0.00	339	0
-----	-------	---	-----	-----	------	-----	------	-----	---

200	ASSOCIATED PAYROLL COSTS	15,171	25,713	21,467	0.00	34,325	0.00	34,325	0
------------	---------------------------------	---------------	---------------	---------------	-------------	---------------	-------------	---------------	----------

410	SUPPLIES	0	796	0	0.00	0	0.00	0	0
-----	----------	---	-----	---	------	---	------	---	---

460	NON CONSUMABLE SUPPLIES	0	4,573	0	0.00	0	0.00	0	0
-----	-------------------------	---	-------	---	------	---	------	---	---

400	SUPPLIES & MATERIALS	0	5,369	0	0.00	0	0.00	0	0
------------	---------------------------------	----------	--------------	----------	-------------	----------	-------------	----------	----------

Total Function 1132	HIGH SCHOOL EXTRACURRICULAR	92,339	105,525	84,933	0.00	119,452	0.00	119,452	0
----------------------------	------------------------------------	---------------	----------------	---------------	-------------	----------------	-------------	----------------	----------

**BROOKINGS-HARBOR SCHOOL DISTRICT 17c
PROGRAM BUDGET INFORMATION**

APPROVED 2025-2026

FUND: 100
FUNCTION: 1210
PROGRAM: Programs for the Talented and Gifted

1. Program Description:

Special learning experiences for students identified as talented and gifted.

2. Personnel Data:

3. Funding Source:

State school fund

4. Budgetary Notes:

TALENTED & GIFTED	
100 Salaries	0
200 Associated PR Costs	0
300 Purchased Services	0
400 Supplies & Materials	10,000
600 Other	0
TOTAL	10,000

**BROOKINGS-HARBOR SCHOOL DISTRICT 17c
PROGRAM BUDGET INFORMATION**

APPROVED 2025-2026

FUND: 100

FUNCTION: 1220

PROGRAM: Restrictive Programs for Students with Disabilities

1. Program Description:

Special learning experiences for students with disabilities who spend ½ or more of their time in a restricted setting. These learning experiences may include Structured and Intensive Learning Centers, Life Skills Programs, Extended Year Programs, Diagnostic Services, and Nursing Services.

RESTRICTIVE PROGRAMS	
100 Salaries	529,134
200 Associated PR Costs	406,286
300 Purchased Services	54,500
400 Supplies & Materials	7,500
600 Other	0
TOTAL	997,420

2. Personnel Data:

1.0 Licensed FTE
11.34 Classified FTE

3. Funding Source:

State school fund

4. Budgetary Notes:

This program counts towards Maintenance of Effort
Supplemental services are provided through IDEA funds.

Requirements Report

	2223 Actuals	2324 Actuals	2425 Adopted	2425 FTE	2526 Proposed	2526 FTE	2526 Approved	2526 Adopted
Fund 100 GENERAL FUND								
Function 1220 LIFE SKILLS								
111 LICENSED SALARIES	75,124	101,705	88,702	1.00	91,363	1.00	91,363	0
112 CLASSIFIED SALARIES	304,503	357,151	400,497	11.25	432,240	11.34	432,240	0
121 LICENSED SUBSTITUTES	226	0	0	0.00	0	0.00	0	0
122 CLASSIFIED SUBSTITUTES	529	77	0	0.00	0	0.00	0	0
130 ADDITIONAL SALARIES	205	1,055	0	0.00	5,531	0.00	5,531	0
100 SALARIES	380,586	459,988	489,199	12.25	529,134	12.34	529,134	0
212 PERS EMP 6% MATCH	22,756	27,102	29,352	0.00	31,748	0.00	31,748	0
213 PERS UAL-Bond	8,636	69,628	56,356	0.00	69,693	0.00	69,693	0
215 HSA	722	9	0	0.00	600	0.00	600	0
216 PERS EMPLOYER CONTRIBUTION OPSRP	25,942	24,121	26,123	0.00	66,406	0.00	66,406	0
220 SOCIAL SECURITY	28,956	34,331	36,801	0.00	40,236	0.00	40,236	0
231 WORKERS COMPENSATION	1,916	2,464	2,295	0.00	1,538	0.00	1,538	0
232 UNEMPLOYMENT	757	631	12,558	0.00	1,052	0.00	1,052	0
233 PFMLI	0	1,795	1,923	0.00	2,104	0.00	2,104	0
240 EMPLOYEE BENEFITS	160,219	170,963	179,573	0.00	170,935	0.00	170,935	0
241 DENTAL VISION	20,910	20,395	19,798	0.00	21,972	0.00	21,972	0
245 DISTRICT PAID VOLUNTARY INS	0	0	12	0.00	0	0.00	0	0
200 ASSOCIATED PAYROLL COSTS	270,813	351,439	364,791	0.00	406,286	0.00	406,286	0
322 REPAIR AND MAINTENANCE	2,175	6,945	0	0.00	0	0.00	0	0
391 ESS Certified Substitutes	4,686	11,961	27,500	0.00	26,500	0.00	26,500	0
392 ESS Classified Substitutes	17,891	10,242	30,000	0.00	28,000	0.00	28,000	0
300 PURCHASED SERVICES	24,752	29,148	57,500	0.00	54,500	0.00	54,500	0
410 SUPPLIES	3,863	3,496	7,500	0.00	7,500	0.00	7,500	0
460 NON CONSUMABLE SUPPLIES	9,144	2,322	0	0.00	0	0.00	0	0
480 COMPUTER HARDWARE	9,361	0	0	0.00	0	0.00	0	0
400 SUPPLIES & MATERIALS	22,368	5,818	7,500	0.00	7,500	0.00	7,500	0
Total Function 1220 LIFE SKILLS	698,519	846,393	918,989	12.25	997,420	12.34	997,420	0

**BROOKINGS-HARBOR SCHOOL DISTRICT 17c
PROGRAM BUDGET INFORMATION**

APPROVED 2025-2026

FUND: 100
FUNCTION: 1250
PROGRAM: Less Restrictive Programs for Students with Disabilities

1. Program Description:

Special learning experiences for students with disabilities outside the regular classroom. These programs include Resource Rooms where students with disabilities go during certain periods of the school day to receive remedial instruction in specific subject areas or other remedial activities.

RESOURCE ROOMS	
100 Salaries	416,566
200 Associated PR Costs	331,615
300 Purchased Services	74,500
400 Supplies & Materials	30,000
600 Other	0
TOTAL	852,681

2. Personnel Data:

2.00 Licensed FTE
8.91 Classified FTE

3. Funding Source:

State school fund

4. Budgetary Notes:

This program counts towards Maintenance of Effort
Supplemental services provided through IDEA

Requirements Report

2223 Actuals 2324 Actuals 2425 Adopted 2425 FTE 2526 Proposed 2526 FTE 2526 Approved 2526 Adopted

Fund 100 GENERAL FUND

Function 1250 STUDENTS WITH DISABILITIES

111	LICENSED SALARIES	139,712	154,564	278,214	4.00	144,971	2.00	144,971	0
112	CLASSIFIED SALARIES	196,574	218,492	251,993	8.45	271,595	8.91	271,595	0
121	LICENSED SUBSTITUTES	4,153	3,371	0	0.00	0	0.00	0	0
122	CLASSIFIED SUBSTITUTES	292	0	0	0.00	0	0.00	0	0
130	ADDITIONAL SALARIES	983	(9)	0	0.00	0	0.00	0	0

100	SALARIES	341,714	376,418	530,207	12.45	416,566	10.91	416,566	0
------------	-----------------	----------------	----------------	----------------	--------------	----------------	--------------	----------------	----------

211	PERS/EMPLOYER CONTRIBUTION T1/2	3,445	149	7,256	0.00	118	0.00	118	0
212	PERS EMP 6% MATCH	19,099	22,069	32,054	0.00	24,994	0.00	24,994	0
213	PERS UAL-Bond	11,917	48,669	52,031	0.00	54,867	0.00	54,867	0
215	HSA	720	720	720	0.00	720	0.00	720	0
216	PERS EMPLOYER CONTRIBUTION OPSRP	19,405	18,928	23,791	0.00	52,185	0.00	52,185	0
220	SOCIAL SECURITY	25,795	28,462	40,038	0.00	31,459	0.00	31,459	0
231	WORKERS COMPENSATION	1,719	1,977	2,482	0.00	1,137	0.00	1,137	0
232	UNEMPLOYMENT	674	542	13,607	0.00	771	0.00	771	0
233	PFMLI	0	1,487	2,094	0.00	1,541	0.00	1,541	0
240	EMPLOYEE BENEFITS	139,447	146,166	193,749	0.00	145,218	0.00	145,218	0
241	DENTAL VISION	17,379	15,171	16,544	0.00	18,605	0.00	18,605	0
245	DISTRICT PAID VOLUNTARY INS	0	0	35	0.00	0	0.00	0	0

200	ASSOCIATED PAYROLL COSTS	239,601	284,339	384,401	0.00	331,615	0.00	331,615	0
------------	---------------------------------	----------------	----------------	----------------	-------------	----------------	-------------	----------------	----------

310	PROFESSIONAL AND TECHNICAL SERVICES	62,698	121,551	0	0.00	25,000	0.00	25,000	0
322	REPAIR AND MAINTENANCE	775	601	0	0.00	0	0.00	0	0
324	RENTALS	2,684	3,291	2,500	0.00	3,000	0.00	3,000	0
391	ESS Certified Substitutes	80,257	12,487	25,000	0.00	22,500	0.00	22,500	0
392	ESS Classified Substitutes	20,801	10,292	24,000	0.00	24,000	0.00	24,000	0

300	PURCHASED SERVICES	167,215	148,221	51,500	0.00	74,500	0.00	74,500	0
------------	---------------------------	----------------	----------------	---------------	-------------	---------------	-------------	---------------	----------

410	SUPPLIES	6,559	5,869	16,000	0.00	16,000	0.00	16,000	0
470	COMPUTER SOFTWARE	600	0	14,000	0.00	14,000	0.00	14,000	0

400	SUPPLIES & MATERIALS	7,159	5,869	30,000	0.00	30,000	0.00	30,000	0
------------	---------------------------------	--------------	--------------	---------------	-------------	---------------	-------------	---------------	----------

Total Function 1250	STUDENTS WITH DISABILITIES	755,689	814,847	996,108	12.45	852,681	10.91	852,681	0
----------------------------	-----------------------------------	----------------	----------------	----------------	--------------	----------------	--------------	----------------	----------

**BROOKINGS-HARBOR SCHOOL DISTRICT 17c
PROGRAM BUDGET INFORMATION**

APPROVED 2025-2026

FUND: 100
FUNCTION: 1280
PROGRAM: Alternative Education

1. Program Description:

Learning experiences for students who are at risk of dropping out of school; who are not succeeding in a regular classroom setting; or who may be more successful in a non-traditional setting. Includes instructional programs operated to meet the needs of at risk youth and students who have dropped out of school. Also includes enrichment programs for TAG students provided in an alternative setting, such as university course work, and on-line curriculum.

ALTERNATIVE ED	
100 Salaries	0
200 Associated PR Costs	0
300 Purchased Services	25,750
400 Supplies & Materials	32,500
600 Other	0
TOTAL	58,250

2. Personnel Data:

FTE in SIA

3. Funding Source:

State school fund

4. Budgetary Notes:

Requirements Report

		2223 Actuals	2324 Actuals	2425 Adopted	2425 FTE	2526 Proposed	2526 FTE	2526 Approved	2526 Adopted
Fund 100 GENERAL FUND									
Function 1280	ALTERNATIVE EDUCATION								
111	LICENSED SALARIES	0	468	0	0.00	0	0.00	0	0
100	SALARIES	0	468	0	0.00	0	0.00	0	0
212	PERS EMP 6% MATCH	0	12	0	0.00	0	0.00	0	0
213	PERS UAL-Bond	3,789	29	0	0.00	0	0.00	0	0
216	PERS EMPLOYER CONTRIBUTION OPSRP	0	11	0	0.00	0	0.00	0	0
220	SOCIAL SECURITY	0	16	0	0.00	0	0.00	0	0
231	WORKERS COMPENSATION	0	1	0	0.00	0	0.00	0	0
232	UNEMPLOYMENT	0	0	0	0.00	0	0.00	0	0
233	PFMLI	0	1	0	0.00	0	0.00	0	0
240	EMPLOYEE BENEFITS	0	0	0	0.00	0	0.00	0	0
200	ASSOCIATED PAYROLL COSTS	3,789	70	0	0.00	0	0.00	0	0
310	PROFESSIONAL AND TECHNICAL SERVICES	0	0	0	0.00	25,000	0.00	25,000	0
351	TELEPHONE	0	287	0	0.00	750	0.00	750	0
391	ESS Certified Substitutes	760	2,629	0	0.00	0	0.00	0	0
300	PURCHASED SERVICES	760	2,916	0	0.00	25,750	0.00	25,750	0
410	SUPPLIES	2,378	1,469	2,500	0.00	2,500	0.00	2,500	0
470	COMPUTER SOFTWARE	0	384	0	0.00	30,000	0.00	30,000	0
400	SUPPLIES & MATERIALS	2,378	1,853	2,500	0.00	32,500	0.00	32,500	0
Total Function 1280 ALTERNATIVE EDUCATION		6,927	5,307	2,500	0.00	58,250	0.00	58,250	0

**BROOKINGS-HARBOR SCHOOL DISTRICT 17c
PROGRAM BUDGET INFORMATION**

APPROVED 2025-2026

FUND: 100

FUNCTION: 1291

PROGRAM: English Language Learner (ELL) Programs

1. Program Description:

Instructional activities designed to improve English skills of students who do not speak English as their native language.

2. Personnel Data:

1.0 Licensed FTE

3. Funding Source:

State school fund

4. Budgetary Notes:

Supplemental services are provided through Title III, and ELL HB 3499 funding

ELL	
100 Salaries	86,041
200 Associated PR Costs	46,375
300 Purchased Services	7,000
400 Supplies & Materials	4,000
600 Other	0
TOTAL	143,776

Requirements Report

2223 Actuals 2324 Actuals 2425 Adopted 2425 FTE 2526 Proposed 2526 FTE 2526 Approved 2526 Adopted

Fund 100 GENERAL FUND

Function 1291 ELL-ORS

111	LICENSED SALARIES	76,530	75,617	83,557	1.00	86,041	1.00	86,041	0
112	CLASSIFIED SALARIES	0	2,932	8,036	0.23	0	0.00	0	0
121	LICENSED SUBSTITUTES	0	682	0	0.00	0	0.00	0	0
130	ADDITIONAL SALARIES	288	(2,468)	0	0.00	0	0.00	0	0

100 SALARIES 76,818 76,762 91,593 1.23 86,041 1.00 86,041 0

211	PERS/EMPLOYER CONTRIBUTION T1/2	0	23	0	0.00	0	0.00	0	0
212	PERS EMP 6% MATCH	4,609	4,430	5,496	0.00	5,162	0.00	5,162	0
213	PERS UAL-Bond	0	11,535	10,552	0.00	11,333	0.00	11,333	0
216	PERS EMPLOYER CONTRIBUTION OPSRP	5,254	3,927	4,891	0.00	10,798	0.00	10,798	0
220	SOCIAL SECURITY	5,877	5,887	7,007	0.00	6,582	0.00	6,582	0
231	WORKERS COMPENSATION	369	347	415	0.00	236	0.00	236	0
232	UNEMPLOYMENT	154	110	2,381	0.00	172	0.00	172	0
233	PFMLI	0	308	366	0.00	344	0.00	344	0
240	EMPLOYEE BENEFITS	8,884	10,177	12,986	0.00	10,240	0.00	10,240	0
241	DENTAL VISION	1,049	1,140	1,179	0.00	1,868	0.00	1,868	0

200 ASSOCIATED PAYROLL COSTS 26,196 37,885 45,273 0.00 46,735 0.00 46,735 0

342	TRAVEL	144	204	0	0.00	0	0.00	0	0
391	ESS Certified Substitutes	2,406	920	2,500	0.00	7,000	0.00	7,000	0

300 PURCHASED SERVICES 2,550 1,124 2,500 0.00 7,000 0.00 7,000 0

410	SUPPLIES	1,192	776	2,000	0.00	2,000	0.00	2,000	0
420	TEXTBOOKS	0	6,276	0	0.00	1,000	0.00	1,000	0
470	COMPUTER SOFTWARE	175	11,133	1,000	0.00	1,000	0.00	1,000	0

400 SUPPLIES & MATERIALS 1,367 18,184 3,000 0.00 4,000 0.00 4,000 0

Total Function 1291 ELL-ORS 106,930 133,956 142,366 1.23 143,776 1.00 143,776 0

**BROOKINGS-HARBOR SCHOOL DISTRICT 17c
PROGRAM BUDGET INFORMATION**

APPROVED 2025-2026

FUND: 100
FUNCTION: 1299
PROGRAM: Other Spc Programs

1. Program Description:

Interstate attendance of students tuition

2. Personnel Data:

3. Funding Source:

State school fund

4. Budgetary Notes:

SUMMER SCHOOL	
100 Salaries	0
200 Associated PR Costs	0
300 Purchased Services	65,000
400 Supplies & Materials	0
600 Other	0
TOTAL	65,000

Requirements Report

2223 Actuals 2324 Actuals 2425 Adopted 2425 FTE 2526 Proposed 2526 FTE 2526 Approved 2526 Adopted

Fund 100 GENERAL FUND

Function 1299 OTHR SPC PRG/INDIAN ED

372	TUITION PAYMENTS	0	0	0	0.00	65,000	0.00	65,000	0
-----	------------------	---	---	---	------	--------	------	--------	---

300	PURCHASED SERVICES	0	0	0	0.00	65,000	0.00	65,000	0
------------	---------------------------	----------	----------	----------	-------------	---------------	-------------	---------------	----------

Total Function 1299	OTHR SPC PRG/INDIAN ED	0	0	0	0.00	65,000	0.00	65,000	0
----------------------------	-------------------------------	----------	----------	----------	-------------	---------------	-------------	---------------	----------

**BROOKINGS-HARBOR SCHOOL DISTRICT 17c
PROGRAM BUDGET INFORMATION**

APPROVED 2025-2026

FUND: 100
FUNCTION: 1400
PROGRAM: High School Summer School Programs

1. Program Description:

Instructional activities as defined under 1131 regular programs carried on during the period between the end of the regular school term and the beginning of the next regular school term. Does not include Extend School Year (ESY) programs.

2. Personnel Data:

3. Funding Source:

State school fund

4. Budgetary Notes:

SUMMER SCHOOL	
100 Salaries	20,046
200 Associated PR Costs	8069
300 Purchased Services	0
400 Supplies & Materials	0
600 Other	0
TOTAL	28,115

Requirements Report

2223 Actuals 2324 Actuals 2425 Adopted 2425 FTE 2526 Proposed 2526 FTE 2526 Approved 2526 Adopted

Fund 100 GENERAL FUND

Function 1400 Summer School Programs

130	ADDITIONAL SALARIES	0	0	0	0.00	20,046	0.00	20,046	0
100	SALARIES	0	0	0	0.00	20,046	0.00	20,046	0
212	PERS EMP 6% MATCH	0	0	0	0.00	1,203	0.00	1,203	0
213	PERS UAL-Bond	0	0	0	0.00	2,640	0.00	2,640	0
216	PERS EMPLOYER CONTRIBUTION OPSRP	0	0	0	0.00	2,516	0.00	2,516	0
220	SOCIAL SECURITY	0	0	0	0.00	1,534	0.00	1,534	0
231	WORKERS COMPENSATION	0	0	0	0.00	56	0.00	56	0
232	UNEMPLOYMENT	0	0	0	0.00	40	0.00	40	0
233	PFMLI	0	0	0	0.00	80	0.00	80	0
200	ASSOCIATED PAYROLL COSTS	0	0	0	0.00	8,069	0.00	8,069	0
<hr/>									
Total Function 1400	Summer School Programs	0	0	0	0.00	28,115	0.00	28,115	0

**BROOKINGS-HARBOR SCHOOL DISTRICT 17c
PROGRAM BUDGET INFORMATION**

APPROVED 2025-2026

FUND: 100

FUNCTION: 1460

PROGRAM: Special Summer School Programs

1. Program Description:

Instructional activities as defined under 1200 regular programs carried on during the period between the end of the regular school term and the beginning of the next regular school term. Does not include Extend School Year (ESY) programs.

2. Personnel Data:

3. Funding Source:

4. Budgetary Notes:

Historical information only

SUMMER SCHOOL	
100 Salaries	0
200 Associated PR Costs	0
300 Purchased Services	0
400 Supplies & Materials	0
600 Other	0
TOTAL	0

Requirements Report

2223 Actuals 2324 Actuals 2425 Adopted 2425 FTE 2526 Proposed 2526 FTE 2526 Approved 2526 Adopted

Fund 100 GENERAL FUND

Function	1460 SPECIAL PROGRAMS SUMMER INSTRUCTION								
	130 ADDITIONAL SALARIES	11,596	0	0	0.00	0	0.00	0	0
100	 SALARIES	11,596	0	0	0.00	0	0.00	0	0
	212 PERS EMP 6% MATCH	655	0	0	0.00	0	0.00	0	0
	216 PERS EMPLOYER CONTRIBUTION OPSRP	747	0	0	0.00	0	0.00	0	0
	220 SOCIAL SECURITY	879	0	0	0.00	0	0.00	0	0
	231 WORKERS COMPENSATION	57	0	0	0.00	0	0.00	0	0
	232 UNEMPLOYMENT	19	0	0	0.00	0	0.00	0	0
200	 ASSOCIATED PAYROLL COSTS	2,358	0	0	0.00	0	0.00	0	0
	410 SUPPLIES	508	0	0	0.00	0	0.00	0	0
400	 SUPPLIES & MATERIALS	508	0	0	0.00	0	0.00	0	0
<hr style="border-top: 1px dashed black;"/>									
Total Function	1460 SPECIAL PROGRAMS SUMMER INSTRUCTION	14,463	0	0	0.00	0	0.00	0	0

**BROOKINGS-HARBOR SCHOOL DISTRICT 17c
PROGRAM BUDGET INFORMATION**

APPROVED 2025-2026

FUND: 100
FUNCTION: 2115
PROGRAM: Student Safety

1. Program Description:

Activities associated with campus monitors, school police, crossing guards, and other direct expenses associated with services intended to enhance student, campus, and vicinity safety.

2. Personnel Data:

3. Funding Source:

State school fund

4. Budgetary Notes:

Contract with City of Brookings for School Resource Officer

STUDENT SAFETY	
100 Salaries	0
200 Associated PR Costs	0
300 Purchased Services	84,000
400 Supplies & Materials	4,700
600 Other	0
TOTAL	88,700

Requirements Report

2223 Actuals 2324 Actuals 2425 Adopted 2425 FTE 2526 Proposed 2526 FTE 2526 Approved 2526 Adopted

Fund 100 GENERAL FUND

Function 2115 STUDENT SAFETY

310	PROFESSIONAL AND TECHNICAL SERVICES	0	0	500	0.00	0	0.00	0	0
342	TRAVEL	0	830	0	0.00	0	0.00	0	0
351	TELEPHONE	0	287	0	0.00	0	0.00	0	0
389	NON INSTRUCTIONAL PROFESSIONAL & TECH	66,203	70,577	69,000	0.00	84,000	0.00	84,000	0
300	PURCHASED SERVICES	66,203	71,694	69,500	0.00	84,000	0.00	84,000	0
410	SUPPLIES	0	3,635	1,700	0.00	2,000	0.00	2,000	0
460	NON CONSUMABLE SUPPLIES	0	443	0	0.00	0	0.00	0	0
470	COMPUTER SOFTWARE	3,450	0	2,600	0.00	2,700	0.00	2,700	0
400	SUPPLIES & MATERIALS	3,450	4,078	4,300	0.00	4,700	0.00	4,700	0
Total Function 2115	STUDENT SAFETY	69,653	75,772	73,800	0.00	88,700	0.00	88,700	0

**BROOKINGS-HARBOR SCHOOL DISTRICT 17c
PROGRAM BUDGET INFORMATION**

APPROVED 2025-2026

FUND: 100
FUNCTION: 2120
PROGRAM: Guidance Services

1. Program Description:

Those activities of counseling students and parents; providing consultation with other staff members on learning problems; assisting students in personal and social development; assessing the abilities of students; assisting students as they make their own educational and career plans and choices; providing referral assistance; and working with other staff members in planning and conducting guidance programs for students.

GUIDANCE SERVICES	
100 Salaries	362,992
200 Associated PR Costs	249,129
300 Purchased Services	19,000
400 Supplies & Materials	11,300
600 Other	600
TOTAL	643,021

2. Personnel Data:

4.0 Licensed FTE
1.0 Classified FTE

3. Funding Source:

State school fund

4. Budgetary Notes:

Requirements Report

2223 Actuals 2324 Actuals 2425 Adopted 2425 FTE 2526 Proposed 2526 FTE 2526 Approved 2526 Adopted

Fund 100 GENERAL FUND

Function 2120 GUIDANCE SERVICES

111	LICENSED SALARIES	256,716	272,280	294,824	4.00	311,972	4.00	311,972	0
112	CLASSIFIED SALARIES	60,045	76,146	81,833	2.00	48,770	1.00	48,770	0
130	ADDITIONAL SALARIES	1,637	166	2,250	0.00	2,250	0.00	2,250	0

100 SALARIES 318,397 348,592 378,907 6.00 362,992 5.00 362,992 0

211	PERS/EMPLOYER CONTRIBUTION T1/2	8,579	7,362	7,634	0.00	15,120	0.00	15,120	0
212	PERS EMP 6% MATCH	19,110	20,979	22,734	0.00	16,012	0.00	16,012	0
213	PERS UAL-Bond	4,560	54,314	43,650	0.00	47,810	0.00	47,810	0
215	HSA	0	3,600	3,000	0.00	0	0.00	0	0
216	PERS EMPLOYER CONTRIBUTION OPSRP	15,888	13,866	15,250	0.00	45,556	0.00	45,556	0
220	SOCIAL SECURITY	24,183	26,841	28,987	0.00	27,634	0.00	27,634	0
231	WORKERS COMPENSATION	1,553	1,597	1,734	0.00	1,010	0.00	1,010	0
232	UNEMPLOYMENT	632	497	9,852	0.00	722	0.00	722	0
233	PFMLI	0	1,398	1,516	0.00	1,445	0.00	1,445	0
240	EMPLOYEE BENEFITS	62,876	85,371	95,732	0.00	84,501	0.00	84,501	0
241	DENTAL VISION	7,339	10,884	10,884	0.00	9,318	0.00	9,318	0

200 ASSOCIATED PAYROLL COSTS 144,719 226,710 240,973 0.00 249,129 0.00 249,129 0

342	TRAVEL	279	475	200	0.00	18,000	0.00	18,000	0
392	ESS Classified Substitutes	7,052	1,509	1,000	0.00	1,000	0.00	1,000	0

300 PURCHASED SERVICES 7,331 1,984 1,200 0.00 19,000 0.00 19,000 0

410	SUPPLIES	5,850	5,550	7,000	0.00	8,500	0.00	8,500	0
460	NON CONSUMABLE SUPPLIES	0	363	300	0.00	300	0.00	300	0
470	COMPUTER SOFTWARE	1,190	1,750	2,000	0.00	2,500	0.00	2,500	0

400 SUPPLIES & MATERIALS 7,040 7,662 9,300 0.00 11,300 0.00 11,300 0

640	DUES AND FEES	982	595	500	0.00	600	0.00	600	0
-----	---------------	-----	-----	-----	------	-----	------	-----	---

600 OTHER OBJECTS 982 595 500 0.00 600 0.00 600 0

Total Function 2120 GUIDANCE SERVICES	478,470	585,542	630,880	6.00	643,021	5.00	643,021	0
--	----------------	----------------	----------------	-------------	----------------	-------------	----------------	----------

**BROOKINGS-HARBOR SCHOOL DISTRICT 17c
PROGRAM BUDGET INFORMATION**

APPROVED 2025-2026

FUND: 100
FUNCTION: 2126
PROGRAM: Placement Services

1. Program Description:

Activities organized to: (1) help place students in appropriate educational situations and/or in appropriate part-time employment while they are in school, and in appropriate educational and occupational situations after they leave school, and (2) help students make the transition from one educational or occupational experience to another.

GUIDANCE SERVICES	
100 Salaries	0
200 Associated PR Costs	0
300 Purchased Services	0
400 Supplies & Materials	0
600 Other	0
TOTAL	0

2. Personnel Data:

3. Funding Source:

4. Budgetary Notes:

Historical Information only

Requirements Report

2223 Actuals 2324 Actuals 2425 Adopted 2425 FTE 2526 Proposed 2526 FTE 2526 Approved 2526 Adopted

Fund 100 GENERAL FUND

Function 2126	YOUTH TRANSITION PROGRAM								
310	PROFESSIONAL AND TECHNICAL SERVICES	58,225	58,225	0	0.00	0	0.00	0	0
300	PURCHASED SERVICES	58,225	58,225	0	0.00	0	0.00	0	0
Total Function 2126	YOUTH TRANSITION PROGRAM	58,225	58,225	0	0.00	0	0.00	0	0

**BROOKINGS-HARBOR SCHOOL DISTRICT 17c
PROGRAM BUDGET INFORMATION**

APPROVED 2025-2026

FUND: 100
FUNCTION: 2129
PROGRAM: Other Guidance Services

1. Program Description:

Other Guidance Services which cannot be classified elsewhere.

2. Personnel Data:

3. Funding Source:

4. Budgetary Notes:

Historical information only

GUIDANCE SERVICES	
100 Salaries	0
200 Associated PR Costs	0
300 Purchased Services	0
400 Supplies & Materials	0
600 Other	0
TOTAL	0

Requirements Report

2223 Actuals 2324 Actuals 2425 Adopted 2425 FTE 2526 Proposed 2526 FTE 2526 Approved 2526 Adopted

Fund 100 GENERAL FUND

Function 2129 OTHER GUIDANCE SERVICES									
470 COMPUTER SOFTWARE	4,825	669	0	0.00	0	0.00	0	0	0
 400 SUPPLIES & MATERIALS	4,825	669	0	0.00	0	0.00	0	0	0
Total Function 2129 OTHER GUIDANCE SERVICES	4,825	669	0	0.00	0	0.00	0	0	0

**BROOKINGS-HARBOR SCHOOL DISTRICT 17c
PROGRAM BUDGET INFORMATION**

APPROVED 2025-2026

FUND: 100
FUNCTION: 2134
PROGRAM: Nurse Services

1. Program Description:

Those nursing activities which are not instruction, such as health inspection, treatment of minor injuries and referral for other health services.

2. Personnel Data:

.5 Classified FTE

3. Funding Source:

State school fund

4. Budgetary Notes:

HEALTH SERVICES	
100 Salaries	18,029
200 Associated PR Costs	7,259
300 Purchased Services	1,750
400 Supplies & Materials	6,000
600 Other	0
TOTAL	33,039

Requirements Report

2223 Actuals 2324 Actuals 2425 Adopted 2425 FTE 2526 Proposed 2526 FTE 2526 Approved 2526 Adopted

Fund 100 GENERAL FUND

Function 2134 NURSE SERVICES

112	CLASSIFIED SALARIES	22,512	30,302	31,359	1.00	18,029	0.50	18,029	0
122	CLASSIFIED SUBSTITUTES	(1,453)	(1,799)	0	0.00	0	0.00	0	0

100 SALARIES 21,059 28,503 31,359 1.00 18,029 0.50 18,029 0

212	PERS EMP 6% MATCH	823	1,711	1,882	0.00	1,082	0.00	1,082	0
213	PERS UAL-Bond	0	4,400	3,612	0.00	2,375	0.00	2,375	0
216	PERS EMPLOYER CONTRIBUTION OPSRP	939	1,523	1,674	0.00	2,263	0.00	2,263	0
220	SOCIAL SECURITY	1,681	2,182	2,399	0.00	1,379	0.00	1,379	0
231	WORKERS COMPENSATION	236	135	149	0.00	53	0.00	53	0
232	UNEMPLOYMENT	44	39	815	0.00	36	0.00	36	0
233	PFMLI	0	114	125	0.00	72	0.00	72	0
240	EMPLOYEE BENEFITS	574	0	0	0.00	0	0.00	0	0
241	DENTAL VISION	68	0	0	0.00	0	0.00	0	0

200 ASSOCIATED PAYROLL COSTS 4,365 10,104 10,657 0.00 7,259 0.00 7,259 0

342	TRAVEL	0	0	1,000	0.00	1,000	0.00	1,000	0
351	TELEPHONE	0	61	0	0.00	750	0.00	750	0
389	NON INSTRUCTIONAL PROFESSIONAL & TECH	485	0	0	0.00	0	0.00	0	0

300 PURCHASED SERVICES 485 61 1,000 0.00 1,750 0.00 1,750 0

410	SUPPLIES	5,282	6,099	6,000	0.00	6,000	0.00	6,000	0
-----	----------	-------	-------	-------	------	-------	------	-------	---

400 SUPPLIES & MATERIALS 5,282 6,099 6,000 0.00 6,000 0.00 6,000 0

Total Function 2134 NURSE SERVICES 31,190 44,768 49,016 1.00 33,039 0.50 33,039 0

**BROOKINGS-HARBOR SCHOOL DISTRICT 17c
PROGRAM BUDGET INFORMATION**

APPROVED 2025-2026

FUND: 100
FUNCTION: 2140
PROGRAM: Psychological Services

1. Program Description:

Activities concerned with administering psychological tests and interpreting the results, gathering and interpreting information about student behavior, working with other staff members in planning school programs to meet the special needs of students as indicated by psychological tests, and behavioral evaluation and planning and managing a program of psychological services, including psychological counseling for students, staff and parents as well as student evaluations.

2. Personnel Data:

.48 Classified FTE

3. Funding Source:

State school fund

4. Budgetary Notes:

1.0 FTE School Psychologist provided through a private contractor
Services provided to students on IEPs count towards Maintenance of Effort

PSYCH TEST SERVICES	
100 Salaries	0
200 Associated PR Costs	0
300 Purchased Services	150,000
400 Supplies & Materials	5,000
600 Other	0
TOTAL	155,000

Requirements Report

2223 Actuals 2324 Actuals 2425 Adopted 2425 FTE 2526 Proposed 2526 FTE 2526 Approved 2526 Adopted

Fund 100 GENERAL FUND

Function 2140 PSYCHOLOGICAL SERVICES

112	CLASSIFIED SALARIES	0	0	17,559	0.48	0	0.00	0	0
100	SALARIES	0	0	17,559	0.48	0	0.00	0	0
212	PERS EMP 6% MATCH	0	0	1,053	0.00	0	0.00	0	0
213	PERS UAL-Bond	4,674	0	2,023	0.00	0	0.00	0	0
216	PERS EMPLOYER CONTRIBUTION OPSRP	0	0	938	0.00	0	0.00	0	0
220	SOCIAL SECURITY	0	0	1,343	0.00	0	0.00	0	0
231	WORKERS COMPENSATION	0	0	83	0.00	0	0.00	0	0
232	UNEMPLOYMENT	0	0	457	0.00	0	0.00	0	0
233	PFMLI	0	0	70	0.00	0	0.00	0	0
240	EMPLOYEE BENEFITS	0	0	5,594	0.00	0	0.00	0	0
241	DENTAL VISION	0	0	851	0.00	0	0.00	0	0
200	ASSOCIATED PAYROLL COSTS	4,674	0	12,412	0.00	0	0.00	0	0
389	NON INSTRUCTIONAL PROFESSIONAL & TECH	119,616	127,905	140,000	0.00	150,000	0.00	150,000	0
300	PURCHASED SERVICES	119,616	127,905	140,000	0.00	150,000	0.00	150,000	0
410	SUPPLIES	2,040	1,997	3,000	0.00	3,000	0.00	3,000	0
470	COMPUTER SOFTWARE	694	0	2,000	0.00	2,000	0.00	2,000	0
400	SUPPLIES & MATERIALS	2,734	1,997	5,000	0.00	5,000	0.00	5,000	0
Total Function 2140 PSYCHOLOGICAL SERVICES		127,024	129,901	174,970	0.48	155,000	0.00	155,000	0

**BROOKINGS-HARBOR SCHOOL DISTRICT 17c
PROGRAM BUDGET INFORMATION**

APPROVED 2025-2026

FUND: 100

FUNCTION: 2150

PROGRAM: Speech Pathology and Audiology Services

1. Program Description:

Activities which have as their purpose the identification, assessment, and treatment of students with impairments in speech, hearing, and language.

2. Personnel Data:

2.0 Licensed FTE

3. Funding Source:

State school fund

4. Budgetary Notes:

Services provided to students on IEPs count towards Maintenance of Effort

SPEECH SERVICES	
100 Salaries	165,470
200 Associated PR Costs	108,926
300 Purchased Services	3,500
400 Supplies & Materials	2,000
600 Other	500
TOTAL	280,396

Requirements Report

2223 Actuals 2324 Actuals 2425 Adopted 2425 FTE 2526 Proposed 2526 FTE 2526 Approved 2526 Adopted

Fund 100 GENERAL FUND

Function 2150 SPEECH PATHOLOGY

111	LICENSED SALARIES	122,070	119,498	157,986	2.00	165,470	2.00	165,470	0
130	ADDITIONAL SALARIES	620	(990)	0	0.00	0	0.00	0	0
100	SALARIES	122,690	118,508	157,986	2.00	165,470	2.00	165,470	0
212	PERS EMP 6% MATCH	7,361	7,110	9,479	0.00	9,928	0.00	9,928	0
213	PERS UAL-Bond	0	18,625	18,200	0.00	21,794	0.00	21,794	0
215	HSA	0	0	0	0.00	1,059	0.00	1,059	0
216	PERS EMPLOYER CONTRIBUTION OPSRP	8,392	6,328	8,436	0.00	20,767	0.00	20,767	0
220	SOCIAL SECURITY	8,790	8,776	11,564	0.00	11,683	0.00	11,683	0
231	WORKERS COMPENSATION	589	531	708	0.00	454	0.00	454	0
232	UNEMPLOYMENT	230	161	3,930	0.00	305	0.00	305	0
233	PFMLI	0	447	605	0.00	611	0.00	611	0
240	EMPLOYEE BENEFITS	33,758	39,160	41,498	0.00	37,850	0.00	37,850	0
241	DENTAL VISION	4,256	4,480	4,369	0.00	4,475	0.00	4,475	0
200	ASSOCIATED PAYROLL COSTS	63,377	85,618	98,790	0.00	108,926	0.00	108,926	0
342	TRAVEL	0	0	0	0.00	3,500	0.00	3,500	0
389	NON INSTRUCTIONAL PROFESSIONAL & TECH	26,448	25,578	0	0.00	0	0.00	0	0
392	ESS Classified Substitutes	0	2,922	0	0.00	0	0.00	0	0
300	PURCHASED SERVICES	26,448	28,500	0	0.00	3,500	0.00	3,500	0
410	SUPPLIES	1,429	1,036	2,000	0.00	2,000	0.00	2,000	0
470	COMPUTER SOFTWARE	484	4,805	3,000	0.00	0	0.00	0	0
400	SUPPLIES & MATERIALS	1,913	5,840	5,000	0.00	2,000	0.00	2,000	0
640	DUES AND FEES	0	0	500	0.00	500	0.00	500	0
600	OTHER OBJECTS	0	0	500	0.00	500	0.00	500	0

Total Function 2150 SPEECH PATHOLOGY	214,427	238,466	262,275	2.00	280,396	2.00	280,396	0
---	----------------	----------------	----------------	-------------	----------------	-------------	----------------	----------

**BROOKINGS-HARBOR SCHOOL DISTRICT 17c
PROGRAM BUDGET INFORMATION**

APPROVED 2025-2026

FUND: 100
FUNCTION: 2160
PROGRAM: Other Student Treatment Services

1. Program Description:

Activities associated with providing services such as occupational therapy, physical therapy, adaptive physical education, etc.

2. Personnel Data:

1.00 Licensed FTE

3. Funding Source:

State school fund

4. Budgetary Notes:

Licensed FTE is occupational therapist. Physical therapist will through a private contractor.
 OT/PT services previously reported under Function 1260
 Services provided to students on IEPs count towards Maintenance of Effort

OTHER STUDENT SERV	
100 Salaries	88,702
200 Associated PR Costs	55,611
300 Purchased Services	65,000
400 Supplies & Materials	11,000
600 Other	0
TOTAL	220,313

Requirements Report

2223 Actuals 2324 Actuals 2425 Adopted 2425 FTE 2526 Proposed 2526 FTE 2526 Approved 2526 Adopted

Fund 100 GENERAL FUND

Function	2160	OTHER STUDENT TREATMENT OT/ PT	2223 Actuals	2324 Actuals	2425 Adopted	2425 FTE	2526 Proposed	2526 FTE	2526 Approved	2526 Adopted
	111	LICENSED SALARIES	0	0	88,702	1.00	88,702	1.00	88,702	0
100		SALARIES	0	0	88,702	1.00	88,702	1.00	88,702	0
	211	PERS/EMPLOYER CONTRIBUTION T1/2	0	0	7,256	0.00	7,256	0.00	7,256	0
	212	PERS EMP 6% MATCH	0	0	5,322	0.00	5,322	0.00	5,322	0
	213	PERS UAL-Bond	5,535	0	10,218	0.00	10,218	0.00	10,218	0
	216	PERS EMPLOYER CONTRIBUTION OPSRP	0	0	0	0.00	12,000	0.00	12,000	0
	220	SOCIAL SECURITY	0	0	6,665	0.00	6,665	0.00	6,665	0
	231	WORKERS COMPENSATION	0	0	397	0.00	397	0.00	397	0
	232	UNEMPLOYMENT	0	0	2,306	0.00	2,306	0.00	2,306	0
	233	PFMLI	0	0	347	0.00	347	0.00	347	0
	240	EMPLOYEE BENEFITS	0	0	10,321	0.00	10,321	0.00	10,321	0
	241	DENTAL VISION	0	0	724	0.00	724	0.00	724	0
	245	DISTRICT PAID VOLUNTARY INS	0	0	55	0.00	55	0.00	55	0
200		ASSOCIATED PAYROLL COSTS	5,535	0	43,611	0.00	55,611	0.00	55,611	0
	389	NON INSTRUCTIONAL PROFESSIONAL & TECH	156,019	117,424	60,000	0.00	65,000	0.00	65,000	0
300		PURCHASED SERVICES	156,019	117,424	60,000	0.00	65,000	0.00	65,000	0
	410	SUPPLIES	1,779	411	2,000	0.00	2,000	0.00	2,000	0
	460	NON CONSUMABLE SUPPLIES	0	0	8,000	0.00	8,000	0.00	8,000	0
	470	COMPUTER SOFTWARE	2,700	0	1,000	0.00	1,000	0.00	1,000	0
400		SUPPLIES & MATERIALS	4,479	411	11,000	0.00	11,000	0.00	11,000	0
Total Function	2160	OTHER STUDENT TREATMENT OT/ PT	166,032	117,835	203,313	1.00	220,313	1.00	220,313	0

**BROOKINGS-HARBOR SCHOOL DISTRICT 17c
PROGRAM BUDGET INFORMATION**

APPROVED 2025-2026

FUND: 100
FUNCTION: 2190
PROGRAM: Service Direction, Student Support Services

1. Program Description:

Activities concerned with direction and management of student support services; e.g., special education, ESL and at risk programs. Expenditures for the special education director are recorded here.

2. Personnel Data:

1.0 Classified FTE
 0.5 Administrator FTE

3. Funding Source:

State school fund

4. Budgetary Notes:

SERVICE DIRECTION	
100 Salaries	141,982
200 Associated PR Costs	97,130
300 Purchased Services	36,000
400 Supplies & Materials	20,500
600 Other	4,000
TOTAL	299,122

Requirements Report

2223 Actuals 2324 Actuals 2425 Adopted 2425 FTE 2526 Proposed 2526 FTE 2526 Approved 2526 Adopted

Fund 100 GENERAL FUND

Function 2190 SERVICE DIRECTION, STUDENT SUPPORT

112	CLASSIFIED SALARIES	54,402	60,510	62,234	1.00	66,019	1.00	66,019	0
113	ADMINISTRATIVE SALARIES	100,572	108,695	116,370	1.00	75,963	0.50	75,963	0
100	SALARIES	154,974	169,205	178,604	2.00	141,982	1.50	141,982	0
211	PERS/EMPLOYER CONTRIBUTION T1/2	15,420	13,841	14,610	0.00	16,984	0.00	16,984	0
212	PERS EMP 6% MATCH	9,298	10,152	10,716	0.00	6,002	0.00	6,002	0
213	PERS UAL-Bond	0	25,610	20,575	0.00	18,701	0.00	18,701	0
216	PERS EMPLOYER CONTRIBUTION OPSRP	0	0	0	0.00	4,268	0.00	4,268	0
220	SOCIAL SECURITY	11,757	12,845	13,564	0.00	10,762	0.00	10,762	0
231	WORKERS COMPENSATION	748	765	811	0.00	394	0.00	394	0
232	UNEMPLOYMENT	307	266	4,610	0.00	281	0.00	281	0
233	PFMLI	0	565	709	0.00	563	0.00	563	0
240	EMPLOYEE BENEFITS	37,252	40,273	33,105	0.00	31,813	0.00	31,813	0
241	DENTAL VISION	4,112	3,796	2,903	0.00	2,895	0.00	2,895	0
242	403B	0	0	0	0.00	4,320	0.00	4,320	0
243	TUITION REIMBURSEMENT	0	4,102	0	0.00	0	0.00	0	0
245	DISTRICT PAID VOLUNTARY INS	196	235	175	0.00	147	0.00	147	0
200	ASSOCIATED PAYROLL COSTS	79,090	112,451	101,778	0.00	97,130	0.00	97,130	0
310	PROFESSIONAL AND TECHNICAL SERVICES	18,408	13,913	15,000	0.00	20,000	0.00	20,000	0
342	TRAVEL	8,007	3,805	6,000	0.00	6,000	0.00	6,000	0
351	TELEPHONE	457	0	0	0.00	0	0.00	0	0
382	LEGAL SERVICES	4,505	783	10,000	0.00	10,000	0.00	10,000	0
389	NON INSTRUCTIONAL PROFESSIONAL & TECH	1,600	0	0	0.00	0	0.00	0	0
300	PURCHASED SERVICES	32,977	18,502	31,000	0.00	36,000	0.00	36,000	0
410	SUPPLIES	3,074	2,602	5,000	0.00	5,000	0.00	5,000	0
440	PERIODICALS	40	0	0	0.00	0	0.00	0	0
470	COMPUTER SOFTWARE	1,288	8,340	15,000	0.00	15,000	0.00	15,000	0
400	SUPPLIES & MATERIALS	4,402	10,942	20,000	0.00	20,000	0.00	20,000	0
640	DUES AND FEES	645	645	4,000	0.00	4,000	0.00	4,000	0
600	OTHER OBJECTS	645	645	4,000	0.00	4,000	0.00	4,000	0
Total Function 2190	SERVICE DIRECTION, STUDENT SUPPORT	272,088	311,746	335,382	2.00	299,112	1.50	299,112	0

**BROOKINGS-HARBOR SCHOOL DISTRICT 17c
PROGRAM BUDGET INFORMATION**

APPROVED 2025-2026

FUND: 100
FUNCTION: 2210
PROGRAM: Improvement of Instruction Services

1. Program Description:

Activities designed primarily for assisting instructional staff in planning, developing, and evaluating the process of providing learning experiences for students. Includes internal training attended by instructional staff.

2. Personnel Data:

3. Funding Source:

4. Budgetary Notes:

Historical information only

IMPROVEMENT INSTR	
100 Salaries	0
200 Associated PR Costs	0
300 Purchased Services	0
400 Supplies & Materials	0
600 Other	0
TOTAL	0

Requirements Report

2223 Actuals 2324 Actuals 2425 Adopted 2425 FTE 2526 Proposed 2526 FTE 2526 Approved 2526 Adopted

Fund 100 GENERAL FUND

Function 2210 IMPROVEMENT OF INSTR. SERVICES

310	PROFESSIONAL AND TECHNICAL SERVICES	0	600	0	0.00	0	0.00	0	0
-----	-------------------------------------	---	-----	---	------	---	------	---	---

300	PURCHASED SERVICES	0	600	0	0.00	0	0.00	0	0
------------	---------------------------	----------	------------	----------	-------------	----------	-------------	----------	----------

Total Function 2210	IMPROVEMENT OF INSTR. SERVICES	0	600	0	0.00	0	0.00	0	0
----------------------------	---------------------------------------	----------	------------	----------	-------------	----------	-------------	----------	----------

**BROOKINGS-HARBOR SCHOOL DISTRICT 17c
PROGRAM BUDGET INFORMATION**

APPROVED 2025-2026

FUND: 100
FUNCTION: 2211
PROGRAM: Service Area Direction

1. Program Description:

Activities associated with directing and managing the improvement of instruction services. The District's Director of Instruction should be charged here.

2. Personnel Data:

3. Funding Source:

4. Budgetary Notes:

Historical information only

IMPROVEMENT INSTR	
100 Salaries	0
200 Associated PR Costs	0
300 Purchased Services	0
400 Supplies & Materials	0
600 Other	0
TOTAL	0

Requirements Report

2223 Actuals 2324 Actuals 2425 Adopted 2425 FTE 2526 Proposed 2526 FTE 2526 Approved 2526 Adopted

Fund 100 GENERAL FUND

Function 2211 INSTRUCTIONAL SERVICES

243	TUITION REIMBURSEMENT	231	12,034	0	0.00	0	0.00	0	0
-----	-----------------------	-----	--------	---	------	---	------	---	---

200	ASSOCIATED PAYROLL COSTS	231	12,034	0	0.00	0	0.00	0	0
------------	---------------------------------	------------	---------------	----------	-------------	----------	-------------	----------	----------

374	OTHER TUITION	0	2,651	0	0.00	0	0.00	0	0
-----	---------------	---	-------	---	------	---	------	---	---

300	PURCHASED SERVICES	0	2,651	0	0.00	0	0.00	0	0
------------	---------------------------	----------	--------------	----------	-------------	----------	-------------	----------	----------

Total Function 2211	INSTRUCTIONAL SERVICES	231	14,685	0	0.00	0	0.00	0	0
----------------------------	-------------------------------	------------	---------------	----------	-------------	----------	-------------	----------	----------

**BROOKINGS-HARBOR SCHOOL DISTRICT 17c
PROGRAM BUDGET INFORMATION**

APPROVED 2025-2026

FUND: 100
FUNCTION: 2220
PROGRAM: Educational Media Services

1. Program Description:

Activities concerned with the use of all teaching and learning resources, including hardware, software, print and non-print content materials, on-line and other distance learning resources. Educational media are defined as any device, content material, method, or experience used for teaching and learning purposes.

2. Personnel Data:

3.00 Classified FTE

3. Funding Source:

State school fund

4. Budgetary Notes:

LIBRARY	
100 Salaries	114,739
200 Associated PR Costs	107,004
300 Purchased Services	3,000
400 Supplies & Materials	15,700
600 Other	5,500
TOTAL	245,943

Requirements Report

2223 Actuals 2324 Actuals 2425 Adopted 2425 FTE 2526 Proposed 2526 FTE 2526 Approved 2526 Adopted

Fund 100 GENERAL FUND

Function 2220 EDUCATIONAL MEDIA SERVICES

112	CLASSIFIED SALARIES	84,554	100,750	108,159	3.00	114,739	3.00	114,739	0
122	CLASSIFIED SUBSTITUTES	32	0	0	0.00	0	0.00	0	0

100 SALARIES 84,586 100,750 108,159 3.00 114,739 3.00 114,739 0

211	PERS/EMPLOYER CONTRIBUTION T1/2	3,025	2,938	2,971	0.00	6,059	0.00	6,059	0
212	PERS EMP 6% MATCH	4,007	5,919	6,489	0.00	6,884	0.00	6,884	0
213	PERS UAL-Bond	0	15,761	12,460	0.00	15,113	0.00	15,113	0
215	HSA	3,000	3,600	3,600	0.00	3,600	0.00	3,600	0
216	PERS EMPLOYER CONTRIBUTION OPSRP	2,489	3,350	3,836	0.00	9,565	0.00	9,565	0
220	SOCIAL SECURITY	6,354	7,494	8,221	0.00	8,725	0.00	8,725	0
231	WORKERS COMPENSATION	431	468	513	0.00	339	0.00	339	0
232	UNEMPLOYMENT	166	140	2,794	0.00	228	0.00	228	0
233	PFMLI	0	392	430	0.00	456	0.00	456	0
240	EMPLOYEE BENEFITS	38,720	44,751	56,699	0.00	51,364	0.00	51,364	0
241	DENTAL VISION	3,955	4,073	4,598	0.00	4,670	0.00	4,670	0

200 ASSOCIATED PAYROLL COSTS 62,147 88,885 102,612 0.00 107,004 0.00 107,004 0

392	ESS Classified Substitutes	8,185	1,668	0	0.00	3,000	0.00	3,000	0
-----	----------------------------	-------	-------	---	------	-------	------	-------	---

300 PURCHASED SERVICES 8,185 1,668 0 0.00 3,000 0.00 3,000 0

410	SUPPLIES	9,270	6,041	7,500	0.00	7,000	0.00	7,000	0
430	LIBRARY BOOKS	8,145	1,524	6,200	0.00	5,700	0.00	5,700	0
440	PERIODICALS	0	0	500	0.00	0	0.00	0	0
470	COMPUTER SOFTWARE	0	2,150	800	0.00	3,000	0.00	3,000	0

400 SUPPLIES & MATERIALS 17,414 9,716 15,000 0.00 15,700 0.00 15,700 0

640	DUES AND FEES	4,653	4,165	3,700	0.00	5,500	0.00	5,500	0
-----	---------------	-------	-------	-------	------	-------	------	-------	---

600 OTHER OBJECTS 4,653 4,165 3,700 0.00 5,500 0.00 5,500 0

Total Function 2220 EDUCATIONAL MEDIA SERVICES 176,985 205,184 229,471 3.00 245,943 3.00 245,943 0

**BROOKINGS-HARBOR SCHOOL DISTRICT 17c
PROGRAM BUDGET INFORMATION**

APPROVED 2025-2026

FUND: 100
FUNCTION: 2240
PROGRAM: Instructional Staff Development

1. Program Description:

Activities specifically designed for instructional staff (including instructional assistants) to assist in preparing and utilizing special/new curriculum materials, understanding and utilizing best teaching practices, and any other activity designed to improve teacher performance. This function is for staff development that is related to instruction and includes external training attended by instructional staff.

STAFF DEVELOPMENT	
100 Salaries	11,250
200 Associated PR Costs	4,565
300 Purchased Services	1,000
400 Supplies & Materials	3,000
600 Other	0
TOTAL	19,815

2. Personnel Data:

No FTE. Additional salaries only.

3. Funding Source:

State school fund

4. Budgetary Notes:

Supplemental activities are provided by Title II-A

Requirements Report

		2223 Actuals	2324 Actuals	2425 Adopted	2425 FTE	2526 Proposed	2526 FTE	2526 Approved	2526 Adopted
Fund 100 GENERAL FUND									
Function 2240	INSTR. STAFF DEVELOPMENT								
130	ADDITIONAL SALARIES	5,069	11,170	8,250	0.00	11,250	0.00	11,250	0
100	SALARIES	5,069	11,170	8,250	0.00	11,250	0.00	11,250	0
211	PERS/EMPLOYER CONTRIBUTION T1/2	7	123	307	0.00	236	0.00	236	0
212	PERS EMP 6% MATCH	304	675	495	0.00	675	0.00	675	0
213	PERS UAL-Bond	0	1,955	950	0.00	1,482	0.00	1,482	0
216	PERS EMPLOYER CONTRIBUTION OPSRP	342	521	241	0.00	1,224	0.00	1,224	0
220	SOCIAL SECURITY	388	861	630	0.00	851	0.00	851	0
231	WORKERS COMPENSATION	24	49	37	0.00	31	0.00	31	0
232	UNEMPLOYMENT	10	23	214	0.00	22	0.00	22	0
233	PFMLI	0	45	33	0.00	44	0.00	44	0
200	ASSOCIATED PAYROLL COSTS	1,075	4,251	2,907	0.00	4,565	0.00	4,565	0
310	PROFESSIONAL AND TECHNICAL SERVICES	0	0	5,000	0.00	0	0.00	0	0
342	TRAVEL	208	1,546	2,000	0.00	1,000	0.00	1,000	0
389	NON INSTRUCTIONAL PROFESSIONAL & TECH	750	100	0	0.00	0	0.00	0	0
300	PURCHASED SERVICES	958	1,646	7,000	0.00	1,000	0.00	1,000	0
410	SUPPLIES	1,265	8,085	1,000	0.00	3,000	0.00	3,000	0
411	STAFF FOOD	720	684	0	0.00	0	0.00	0	0
400	SUPPLIES & MATERIALS	1,985	8,769	1,000	0.00	3,000	0.00	3,000	0
Total Function 2240 INSTR. STAFF DEVELOPMENT		9,088	25,836	19,157	0.00	19,815	0.00	19,815	0

**BROOKINGS-HARBOR SCHOOL DISTRICT 17c
PROGRAM BUDGET INFORMATION**

APPROVED 2025-2026

FUND: 100
FUNCTION: 2310
PROGRAM: Board of Education Services

1. Program Description:

Activities of the legally elected or appointed body vested with responsibilities for educational planning and policy making. Includes audit and legal services.

2. Personnel Data:

3. Funding Source:

State school fund

4. Budgetary Notes:

Moved Liability Insurance costs here to comply with Program Budgeting and Accounting Manual

BOARD OF ED	
100 Salaries	0
200 Associated PR Costs	0
300 Purchased Services	142,500
400 Supplies & Materials	10,500
600 Other	120,000
TOTAL	273,000

Requirements Report

2223 Actuals 2324 Actuals 2425 Adopted 2425 FTE 2526 Proposed 2526 FTE 2526 Approved 2526 Adopted

Fund 100 GENERAL FUND

Function 2310 BOARD OF DIRECTORS

310	PROFESSIONAL AND TECHNICAL SERVICES	0	0	0	0.00	1,500	0.00	1,500	0
342	TRAVEL	5,646	20,022	20,000	0.00	20,000	0.00	20,000	0
354	ADVERTISING	582	606	1,000	0.00	1,000	0.00	1,000	0
381	AUDIT SERVICES	33,000	67,650	60,000	0.00	70,000	0.00	70,000	0
382	LEGAL SERVICES	0	0	25,000	0.00	25,000	0.00	25,000	0
384	NEGOTIATION SERVICES	11,940	8,630	10,000	0.00	25,000	0.00	25,000	0
388	ELECTION SERVICES	2,224	0	0	0.00	0	0.00	0	0
389	NON INSTRUCTIONAL PROFESSIONAL & TECH	4,075	0	0	0.00	0	0.00	0	0

300 PURCHASED SERVICES

57,467		96,907	116,000	0.00	142,500	0.00	142,500	0	
410	SUPPLIES	287	817	5,000	0.00	5,000	0.00	5,000	0
440	PERIODICALS	1,440	1,730	0	0.00	0	0.00	0	0
460	NON CONSUMABLE SUPPLIES	2,375	0	0	0.00	0	0.00	0	0
470	COMPUTER SOFTWARE	4,449	4,959	5,100	0.00	5,500	0.00	5,500	0

400 SUPPLIES & MATERIALS

8,552		7,506	10,100	0.00	10,500	0.00	10,500	0	
640	DUES AND FEES	25,789	33,678	34,000	0.00	40,000	0.00	40,000	0
650	Insurance & Judgements	0	68,294	78,538	0.00	80,000	0.00	80,000	0

600 OTHER OBJECTS

25,789		101,972	112,538	0.00	120,000	0.00	120,000	0
---------------	--	----------------	----------------	-------------	----------------	-------------	----------------	----------

Total Function 2310 BOARD OF DIRECTORS

91,807	206,385	238,638	0.00	273,000	0.00	273,000	0
---------------	----------------	----------------	-------------	----------------	-------------	----------------	----------

**BROOKINGS-HARBOR SCHOOL DISTRICT 17c
PROGRAM BUDGET INFORMATION**

APPROVED 2025-2026

FUND: 100
FUNCTION: 2321
PROGRAM: Office of the Superintendent Services

1. Program Description:

Activities performed by the superintendent in the general direction and management of all affairs of the district. Includes all personnel and materials in the office of the chief executive officer.

2. Personnel Data:

0.75 Classified FTE
 0.75 Administrative FTE

3. Funding Source:

State school fund

4. Budgetary Notes:

EXEC ADMIN	
100 Salaries	187,983
200 Associated PR Costs	92,351
300 Purchased Services	62,000
400 Supplies & Materials	4,200
600 Other	8,000
TOTAL	354,534

Requirements Report

2223 Actuals 2324 Actuals 2425 Adopted 2425 FTE 2526 Proposed 2526 FTE 2526 Approved 2526 Adopted

Fund 100 GENERAL FUND

Function 2321 OFFICE OF THE SUPERINTENDENT

112	CLASSIFIED SALARIES	79,482	92,821	58,719	0.75	62,120	0.75	62,120	0
113	ADMINISTRATIVE SALARIES	144,833	157,523	163,221	1.00	125,863	0.75	125,863	0

100 SALARIES 224,315 250,344 221,939 1.75 187,983 1.50 187,983 0

211	PERS/EMPLOYER CONTRIBUTION T1/2	14,411	12,885	12,887	0.00	19,798	0.00	19,798	0
212	PERS EMP 6% MATCH	10,647	5,569	3,541	0.00	3,727	0.00	3,727	0
213	PERS UAL-Bond	0	37,882	25,602	0.00	24,760	0.00	24,760	0
216	PERS EMPLOYER CONTRIBUTION OPSRP	2,612	4,957	3,152	0.00	7,796	0.00	7,796	0
220	SOCIAL SECURITY	17,159	19,132	16,990	0.00	14,374	0.00	14,374	0
231	WORKERS COMPENSATION	1,070	1,122	994	0.00	511	0.00	511	0
232	UNEMPLOYMENT	449	372	5,774	0.00	376	0.00	376	0
233	PFMLI	0	836	888	0.00	752	0.00	752	0
240	EMPLOYEE BENEFITS	37,017	17,391	9,737	0.00	9,404	0.00	9,404	0
241	DENTAL VISION	3,494	1,731	867	0.00	601	0.00	601	0
242	403B	2,184	0	12,000	0.00	10,149	0.00	10,149	0
245	DISTRICT PAID VOLUNTARY INS	139	163	104	0.00	104	0.00	104	0

200 ASSOCIATED PAYROLL COSTS 89,182 102,042 92,537 0.00 92,351 0.00 92,351 0

342	TRAVEL	5,653	4,326	13,000	0.00	13,000	0.00	13,000	0
382	LEGAL SERVICES	24,002	14,287	24,000	0.00	24,000	0.00	24,000	0
389	NON INSTRUCTIONAL PROFESSIONAL & TECH	250	0	25,000	0.00	25,000	0.00	25,000	0

300 PURCHASED SERVICES 29,905 18,613 62,000 0.00 62,000 0.00 62,000 0

410	SUPPLIES	650	3,424	2,000	0.00	2,000	0.00	2,000	0
411	STAFF FOOD	982	93	0	0.00	0	0.00	0	0
440	PERIODICALS	78	60	200	0.00	200	0.00	200	0
460	NON CONSUMABLE SUPPLIES	0	0	2,000	0.00	2,000	0.00	2,000	0
470	COMPUTER SOFTWARE	0	0	2,000	0.00	0	0.00	0	0

400 SUPPLIES & MATERIALS 1,711 3,577 6,200 0.00 4,200 0.00 4,200 0

640	DUES AND FEES	6,376	7,057	4,000	0.00	8,000	0.00	8,000	0
-----	---------------	-------	-------	-------	------	-------	------	-------	---

600 OTHER OBJECTS 6,376 7,057 4,000 0.00 8,000 0.00 8,000 0

Total Function	2321 OFFICE OF THE SUPERINTENDENT	351,489	381,634	386,676	1.75	354,534	1.50	354,534	0
-----------------------	--	----------------	----------------	----------------	-------------	----------------	-------------	----------------	----------

**BROOKINGS-HARBOR SCHOOL DISTRICT 17c
PROGRAM BUDGET INFORMATION**

APPROVED 2025-2026

FUND: 100

FUNCTION: 2329

PROGRAM: Other Executive Administration Services

1. Program Description:

Other general administrative services which cannot be recorded under the preceding areas of responsibility.

2. Personnel Data:

3. Funding Source:

4. Budgetary Notes:

Historical information only
Human Resources moved to Function 2640 Staff Services

EXEC ADMIN	
100 Salaries	0
200 Associated PR Costs	0
300 Purchased Services	0
400 Supplies & Materials	0
600 Other	0
TOTAL	0

Requirements Report

2223 Actuals 2324 Actuals 2425 Adopted 2425 FTE 2526 Proposed 2526 FTE 2526 Approved 2526 Adopted

Fund 100 GENERAL FUND

Function 2329	HUMAN RESOURCES								
342	TRAVEL	1,815	0	0	0.00	0	0.00	0	0
300	PURCHASED SERVICES	1,815	0	0	0.00	0	0.00	0	0
410	SUPPLIES	1,236	83	0	0.00	0	0.00	0	0
400	SUPPLIES & MATERIALS	1,236	83	0	0.00	0	0.00	0	0
Total Function 2329 HUMAN RESOURCES		3,051	83	0	0.00	0	0.00	0	0

**BROOKINGS-HARBOR SCHOOL DISTRICT 17c
PROGRAM BUDGET INFORMATION**

APPROVED 2025-2026

FUND: 100

FUNCTION: 2410

PROGRAM: Office of the Principal Services

1. Program Description:

Activities concerned with directing and managing the operation of a particular school. Included are the activities performed by the principal, assistant principals, and other assistants in general supervision of all operations of the school; evaluation of the staff members of the school; assignment of duties to staff members; supervision and maintenance of the school records and coordination of school instruction activities with instructional activities of the district.

2. Personnel Data:

8.00 Classified FTE

4.75 Administrative FTE

3. Funding Source:

State school fund

4. Budgetary Notes:

OFFICE OF PRINCIPAL	
100 Salaries	958,276
200 Associated PR Costs	621,321
300 Purchased Services	18,700
400 Supplies & Materials	27,400
600 Other	5,400
TOTAL	1,631,098

Requirements Report

2223 Actuals 2324 Actuals 2425 Adopted 2425 FTE 2526 Proposed 2526 FTE 2526 Approved 2526 Adopted

Fund 100 GENERAL FUND

Function 2410 OFFICE OF THE PRINCIPAL

112	CLASSIFIED SALARIES	305,206	350,371	364,678	9.00	364,120	8.00	364,120	0
113	ADMINISTRATIVE SALARIES	634,941	647,721	720,942	6.00	594,156	4.75	594,156	0
122	CLASSIFIED SUBSTITUTES	788	498	0	0.00	0	0.00	0	0
130	ADDITIONAL SALARIES	(140)	(85)	0	0.00	0	0.00	0	0
100	SALARIES	940,796	998,505	1,085,620	15.00	958,276	12.75	958,276	0
211	PERS/EMPLOYER CONTRIBUTION T1/2	21,827	19,957	20,549	0.00	21,693	0.00	21,693	0
212	PERS EMP 6% MATCH	55,579	61,896	65,137	0.00	56,833	0.00	56,833	0
213	PERS UAL-Bond	8,125	144,814	125,063	0.00	124,761	0.00	124,761	0
215	HSA	1,143	0	0	0.00	3,600	0.00	3,600	0
216	PERS EMPLOYER CONTRIBUTION OPSRP	48,355	37,850	44,557	0.00	101,569	0.00	101,569	0
220	SOCIAL SECURITY	71,645	77,414	84,096	0.00	73,177	0.00	73,177	0
231	WORKERS COMPENSATION	4,569	4,537	4,962	0.00	2,643	0.00	2,643	0
232	UNEMPLOYMENT	1,873	1,463	28,176	0.00	1,891	0.00	1,891	0
233	PFMLI	0	3,544	4,335	0.00	3,782	0.00	3,782	0
240	EMPLOYEE BENEFITS	179,557	187,480	172,801	0.00	198,238	0.00	198,238	0
241	DENTAL VISION	25,055	25,632	22,339	0.00	25,535	0.00	25,535	0
242	403B	3,046	2,247	1,393	0.00	7,040	0.00	7,040	0
243	TUITION REIMBURSEMENT	1,575	1,326	0	0.00	0	0.00	0	0
245	DISTRICT PAID VOLUNTARY INS	588	706	537	0.00	559	0.00	559	0
200	ASSOCIATED PAYROLL COSTS	422,937	568,865	573,944	0.00	621,321	0.00	621,321	0
322	REPAIR AND MAINTENANCE	909	795	500	0.00	500	0.00	500	0
324	RENTALS	99	238	200	0.00	200	0.00	200	0
342	TRAVEL	10,058	6,706	7,500	0.00	7,500	0.00	7,500	0
351	TELEPHONE	3,172	0	0	0.00	0	0.00	0	0
389	NON INSTRUCTIONAL PROFESSIONAL & TECH	350	0	0	0.00	0	0.00	0	0
392	ESS Classified Substitutes	2,676	14,102	2,600	0.00	10,500	0.00	10,500	0
300	PURCHASED SERVICES	17,265	21,840	10,800	0.00	18,700	0.00	18,700	0
410	SUPPLIES	9,379	13,701	18,000	0.00	20,600	0.00	20,600	0
411	STAFF FOOD	636	925	2,000	0.00	0	0.00	0	0
460	NON CONSUMABLE SUPPLIES	0	2,000	3,800	0.00	3,800	0.00	3,800	0
470	COMPUTER SOFTWARE	1,380	1,380	3,000	0.00	3,000	0.00	3,000	0
400	SUPPLIES & MATERIALS	11,395	18,006	26,800	0.00	27,400	0.00	27,400	0

Requirements Report

2223 Actuals 2324 Actuals 2425 Adopted 2425 FTE 2526 Proposed 2526 FTE 2526 Approved 2526 Adopted

Fund 100 GENERAL FUND

Function 2410 OFFICE OF THE PRINCIPAL								
640 DUES AND FEES	5,214	5,309	4,400	0.00	5,400	0.00	5,400	0
600 OTHER OBJECTS	5,214	5,309	4,400	0.00	5,400	0.00	5,400	0
Total Function 2410 OFFICE OF THE PRINCIPAL	1,397,608	1,612,525	1,701,564	15.00	1,631,098	12.75	1,631,098	0

THIS PAGE INTENTIONALLY LEFT BLANK

**BROOKINGS-HARBOR SCHOOL DISTRICT 17c
PROGRAM BUDGET INFORMATION**

APPROVED 2025-2026

FUND: 100
FUNCTION: 2520
PROGRAM: Fiscal Services

1. Program Description:

Activities concerned with the fiscal operations of the district. This program area includes budgeting, receiving and disbursing, financial accounting, payroll, inventory control, and internal auditing.

2. Personnel Data:

1.25 Classified FTE
1.0 Managerial FTE

3. Funding Source:

State school fund

4. Budgetary Notes:

FISCAL SERVICES	
100 Salaries	227,689
200 Associated PR Costs	119,736
300 Purchased Services	36,500
400 Supplies & Materials	68,000
600 Other	15,000
TOTAL	466,925

Requirements Report

2223 Actuals 2324 Actuals 2425 Adopted 2425 FTE 2526 Proposed 2526 FTE 2526 Approved 2526 Adopted

Fund 100 GENERAL FUND

Function 2520 FISCAL SERVICES

112	CLASSIFIED SALARIES	89,540	98,093	96,481	1.50	98,402	1.25	98,402	0
114	MANAGERIAL SALARIES	102,215	113,960	121,879	1.00	129,287	1.00	129,287	0

100	SALARIES	191,755	212,053	218,360	2.50	227,689	2.25	227,689	0
------------	-----------------	----------------	----------------	----------------	-------------	----------------	-------------	----------------	----------

211	PERS/EMPLOYER CONTRIBUTION T1/2	10,666	9,737	9,970	0.00	20,337	0.00	20,337	0
212	PERS EMP 6% MATCH	11,201	12,413	13,102	0.00	13,661	0.00	13,661	0
213	PERS UAL-Bond	0	(21,750)	25,155	0.00	29,990	0.00	29,990	0
215	HSA	6,509	1,440	1,440	0.00	1,440	0.00	1,440	0
216	PERS EMPLOYER CONTRIBUTION OPSRP	5,781	4,962	5,152	0.00	12,350	0.00	12,350	0
220	SOCIAL SECURITY	14,623	15,863	16,292	0.00	16,811	0.00	16,811	0
231	WORKERS COMPENSATION	932	963	994	0.00	626	0.00	626	0
232	UNEMPLOYMENT	382	331	5,537	0.00	440	0.00	440	0
233	PFMLI	0	683	852	0.00	879	0.00	879	0
240	EMPLOYEE BENEFITS	37,383	49,632	54,462	0.00	16,937	0.00	16,937	0
241	DENTAL VISION	5,758	6,292	6,266	0.00	1,704	0.00	1,704	0
242	403B	2,499	3,824	4,063	0.00	4,269	0.00	4,269	0
245	DISTRICT PAID VOLUNTARY INS	221	294	294	0.00	294	0.00	294	0

200	ASSOCIATED PAYROLL COSTS	95,955	84,684	143,578	0.00	119,736	0.00	119,736	0
------------	---------------------------------	---------------	---------------	----------------	-------------	----------------	-------------	----------------	----------

322	REPAIR AND MAINTENANCE	802	521	1,000	0.00	1,000	0.00	1,000	0
324	RENTALS	2,039	1,640	5,000	0.00	2,000	0.00	2,000	0
342	TRAVEL	6,718	5,478	6,000	0.00	6,000	0.00	6,000	0
351	TELEPHONE	2,428	0	0	0.00	0	0.00	0	0
353	POSTAGE	17,622	17,723	22,000	0.00	22,000	0.00	22,000	0
354	ADVERTISING	0	0	500	0.00	500	0.00	500	0
389	NON INSTRUCTIONAL PROFESSIONAL & TECH	8,866	3,129	25,000	0.00	5,000	0.00	5,000	0

300	PURCHASED SERVICES	38,476	28,492	59,500	0.00	36,500	0.00	36,500	0
------------	---------------------------	---------------	---------------	---------------	-------------	---------------	-------------	---------------	----------

410	SUPPLIES	8,461	9,899	8,000	0.00	8,000	0.00	8,000	0
460	NON CONSUMABLE SUPPLIES	0	0	2,000	0.00	0	0.00	0	0
470	COMPUTER SOFTWARE	41,530	47,117	35,000	0.00	60,000	0.00	60,000	0
480	COMPUTER HARDWARE	0	0	2,550	0.00	0	0.00	0	0

400	SUPPLIES & MATERIALS	49,991	57,016	47,550	0.00	68,000	0.00	68,000	0
------------	---------------------------------	---------------	---------------	---------------	-------------	---------------	-------------	---------------	----------

640	DUES AND FEES	3,390	19,366	15,000	0.00	15,000	0.00	15,000	0
-----	---------------	-------	--------	--------	------	--------	------	--------	---

600	OTHER OBJECTS	3,390	19,366	15,000	0.00	15,000	0.00	15,000	950
------------	----------------------	--------------	---------------	---------------	-------------	---------------	-------------	---------------	------------

Requirements Report

2223 Actuals 2324 Actuals 2425 Adopted 2425 FTE 2526 Proposed 2526 FTE 2526 Approved 2526 Adopted

Fund 100 GENERAL FUND

Total Function 2520 FISCAL SERVICES	379,567	401,611	483,987	2.50	466,925	2.25	466,925	0
---	----------------	----------------	----------------	-------------	----------------	-------------	----------------	----------

THIS PAGE INTENTIONALLY LEFT BLANK

**BROOKINGS-HARBOR SCHOOL DISTRICT 17c
PROGRAM BUDGET INFORMATION**

APPROVED 2025-2026

FUND: 100
FUNCTION: 2542
PROGRAM: Care and Upkeep of Building Services

1. Program Description:

Activities concerned with keeping a physical plant clean and ready for daily use. Operating the heating, lighting, and ventilating systems; rental and lease of buildings; are included.

2. Personnel Data:

10.0 Classified FTE

3. Funding Source:

State school fund

4. Budgetary Notes:

CARE & UPKEEP BLDGS	
100 Salaries	498,152
200 Associated PR Costs	353,317
300 Purchased Services	33,000
400 Supplies & Materials	68,000
600 Other	0
TOTAL	952,469

Requirements Report

2223 Actuals 2324 Actuals 2425 Adopted 2425 FTE 2526 Proposed 2526 FTE 2526 Approved 2526 Adopted

Fund 100 GENERAL FUND

Function 2542 CARE AND UPKEEP OF BUILDINGS

112	CLASSIFIED SALARIES	424,405	463,860	477,165	10.00	498,152	10.00	498,152	0
122	CLASSIFIED SUBSTITUTES	5,322	10,560	0	0.00	0	0.00	0	0
130	ADDITIONAL SALARIES	101	0	0	0.00	0	0.00	0	0

100 SALARIES 429,828 474,420 477,165 10.00 498,152 10.00 498,152 0

211	PERS/EMPLOYER CONTRIBUTION T1/2	7,655	7,351	7,605	0.00	7,758	0.00	7,758	0
212	PERS EMP 6% MATCH	22,816	27,619	28,630	0.00	29,889	0.00	29,889	0
213	PERS UAL-Bond	6,887	70,456	54,969	0.00	65,612	0.00	65,612	0
215	HSA	4,920	4,320	4,320	0.00	4,320	0.00	4,320	0
216	PERS EMPLOYER CONTRIBUTION OPSRP	20,748	19,783	20,516	0.00	56,329	0.00	56,329	0
220	SOCIAL SECURITY	32,591	36,005	36,214	0.00	37,857	0.00	37,857	0
231	WORKERS COMPENSATION	14,884	15,708	15,820	0.00	9,993	0.00	9,993	0
232	UNEMPLOYMENT	852	726	12,308	0.00	990	0.00	990	0
233	PFMLI	0	1,597	1,894	0.00	1,979	0.00	1,979	0
240	EMPLOYEE BENEFITS	141,857	136,227	149,995	0.00	127,044	0.00	127,044	0
241	DENTAL VISION	15,625	13,658	13,004	0.00	11,547	0.00	11,547	0

200 ASSOCIATED PAYROLL COSTS 268,835 333,449 345,275 0.00 353,317 0.00 353,317 0

322	REPAIR AND MAINTENANCE	2,871	5,449	2,000	0.00	2,000	0.00	2,000	0
392	ESS Classified Substitutes	16,621	29,589	21,800	0.00	31,000	0.00	31,000	0

300 PURCHASED SERVICES 19,492 35,038 23,800 0.00 33,000 0.00 33,000 0

410	SUPPLIES	56,385	60,980	63,000	0.00	68,000	0.00	68,000	0
460	NON CONSUMABLE SUPPLIES	0	2,100	0	0.00	0	0.00	0	0

400 SUPPLIES & MATERIALS 56,385 63,080 63,000 0.00 68,000 0.00 68,000 0

542	* OVER \$5000 RPLACEMENT EQUIP	0	20,000	0	0.00	0	0.00	0	0
-----	--------------------------------	---	--------	---	------	---	------	---	---

500 CAPITAL OUTLAY 0 20,000 0 0.00 0 0.00 0 0

Total Function	2542 CARE AND UPKEEP OF BUILDINGS	774,540	925,987	909,240	10.00	952,469	10.00	952,469	0
-----------------------	---	----------------	----------------	----------------	--------------	----------------	--------------	----------------	----------

**BROOKINGS-HARBOR SCHOOL DISTRICT 17c
PROGRAM BUDGET INFORMATION**

APPROVED 2025-2026

FUND: 100
FUNCTION: 2543
PROGRAM: Care and Upkeep of Grounds Services

1. Program Description:

Activities concerned with maintaining land and its improvements (other than buildings) in good condition.

2. Personnel Data:

1.0 Classified FTE

3. Funding Source:

State school fund

4. Budgetary Notes:

CARE & UPKEEP GROUNDS	
100 Salaries	58,594
200 Associated PR Costs	35,658
300 Purchased Services	6,000
400 Supplies & Materials	12,000
600 Other	0
TOTAL	112,251

Requirements Report

2223 Actuals 2324 Actuals 2425 Adopted 2425 FTE 2526 Proposed 2526 FTE 2526 Approved 2526 Adopted

Fund 100 GENERAL FUND

Function 2543 CARE & UPKEEP OF GROUNDS

112	CLASSIFIED SALARIES	35,853	53,302	55,224	1.00	58,594	1.00	58,594	0
100	SALARIES	35,853	53,302	55,224	1.00	58,594	1.00	58,594	0
212	PERS EMP 6% MATCH	2,151	3,198	3,313	0.00	3,516	0.00	3,516	0
213	PERS UAL-Bond	0	8,071	6,362	0.00	7,717	0.00	7,717	0
216	PERS EMPLOYER CONTRIBUTION OPSRP	2,452	2,846	2,949	0.00	7,353	0.00	7,353	0
220	SOCIAL SECURITY	2,743	4,078	4,225	0.00	4,482	0.00	4,482	0
231	WORKERS COMPENSATION	1,241	1,763	1,827	0.00	1,171	0.00	1,171	0
232	UNEMPLOYMENT	72	85	1,436	0.00	117	0.00	117	0
233	PFMLI	0	182	221	0.00	234	0.00	234	0
240	EMPLOYEE BENEFITS	6,863	9,153	11,187	0.00	10,240	0.00	10,240	0
241	DENTAL VISION	649	828	828	0.00	826	0.00	826	0
200	ASSOCIATED PAYROLL COSTS	16,171	30,204	32,347	0.00	35,658	0.00	35,658	0
322	REPAIR AND MAINTENANCE	0	13,750	5,000	0.00	6,000	0.00	6,000	0
351	TELEPHONE	237	0	0	0.00	0	0.00	0	0
389	NON INSTRUCTIONAL PROFESSIONAL & TECH	1,430	0	0	0.00	0	0.00	0	0
392	ESS Classified Substitutes	0	0	2,500	0.00	0	0.00	0	0
300	PURCHASED SERVICES	1,667	13,750	7,500	0.00	6,000	0.00	6,000	0
410	SUPPLIES	3,978	19,960	10,000	0.00	12,000	0.00	12,000	0
417	FUEL	1,000	0	0	0.00	0	0.00	0	0
460	NON CONSUMABLE SUPPLIES	0	19,459	0	0.00	0	0.00	0	0
400	SUPPLIES & MATERIALS	4,978	39,419	10,000	0.00	12,000	0.00	12,000	0
Total Function 2543 CARE & UPKEEP OF GROUNDS		58,669	136,676	105,071	1.00	112,251	1.00	112,251	0

**BROOKINGS-HARBOR SCHOOL DISTRICT 17c
PROGRAM BUDGET INFORMATION**

APPROVED 2025-2026

FUND: 100
FUNCTION: 2544
PROGRAM: Maintenance

1. Program Description:

Expenditures for activities concerned with maintenance of the total district’s physical plant, including repair and replacement of facilities and equipment.

2. Personnel Data:

1.0 Classified FTE
0.5 Managerial FTE

3. Funding Source:

State school fund

4. Budgetary Notes:

Includes utilities district-wide as well as property insurance premiums

MAINTENANCE	
100 Salaries	161,377
200 Associated PR Costs	80,935
300 Purchased Services	480,000
400 Supplies & Materials	7,000
600 Other	275,000
TOTAL	1,004,311

Requirements Report

2223 Actuals 2324 Actuals 2425 Adopted 2425 FTE 2526 Proposed 2526 FTE 2526 Approved 2526 Adopted

Fund 100 GENERAL FUND

Function 2544 MAINTENANCE SERVICES

112	CLASSIFIED SALARIES	48,252	58,549	60,216	1.00	63,877	1.00	63,877	0
114	MANAGERIAL SALARIES	94,365	102,575	106,091	1.00	59,540	0.50	59,540	0
130	ADDITIONAL SALARIES	8,868	9,257	0	0.00	37,960	0.00	37,960	0

100 SALARIES 151,485 170,382 166,307 2.00 161,377 1.50 161,377 0

211	PERS/EMPLOYER CONTRIBUTION T1/2	523	555	0	0.00	5,971	0.00	5,971	0
212	PERS EMP 6% MATCH	8,813	10,223	9,978	0.00	9,683	0.00	9,683	0
213	PERS UAL-Bond	0	25,715	19,158	0.00	21,255	0.00	21,255	0
215	HSA	1,200	0	0	0.00	0	0.00	0	0
216	PERS EMPLOYER CONTRIBUTION OPSRP	9,688	8,736	8,881	0.00	15,489	0.00	15,489	0
220	SOCIAL SECURITY	11,658	13,862	13,553	0.00	12,268	0.00	12,268	0
231	WORKERS COMPENSATION	5,051	5,494	5,482	0.00	3,218	0.00	3,218	0
232	UNEMPLOYMENT	293	269	4,312	0.00	321	0.00	321	0
233	PFMLI	0	553	663	0.00	641	0.00	641	0
240	EMPLOYEE BENEFITS	13,250	25,250	29,423	0.00	10,240	0.00	10,240	0
241	DENTAL VISION	1,826	1,424	1,279	0.00	826	0.00	826	0
242	403B	0	0	0	0.00	964	0.00	964	0
245	DISTRICT PAID VOLUNTARY INS	98	118	118	0.00	59	0.00	59	0

200 ASSOCIATED PAYROLL COSTS 52,400 92,198 92,847 0.00 80,935 0.00 80,935 0

322	REPAIR AND MAINTENANCE	101,080	144,094	20,000	0.00	20,000	0.00	20,000	0
325	ELECTRICITY	262,929	237,022	280,000	0.00	310,000	0.00	310,000	0
327	WATER AND SEWAGE	42,749	62,465	60,000	0.00	70,000	0.00	70,000	0
328	GARBAGE	46,662	46,489	60,000	0.00	60,000	0.00	60,000	0
342	TRAVEL	0	308	500	0.00	0	0.00	0	0
351	TELEPHONE	229	0	0	0.00	0	0.00	0	0
389	NON INSTRUCTIONAL PROFESSIONAL & TECH	0	1,203	0	0.00	0	0.00	0	0
392	ESS Classified Substitutes	1,045	11,019	0	0.00	20,000	0.00	20,000	0

300 PURCHASED SERVICES 454,693 502,600 420,500 0.00 480,000 0.00 480,000 0

410	SUPPLIES	8,491	7,746	7,000	0.00	7,000	0.00	7,000	0
460	NON CONSUMABLE SUPPLIES	0	30,516	0	0.00	0	0.00	0	0
470	COMPUTER SOFTWARE	10,532	680	0	0.00	0	0.00	0	0

400 SUPPLIES & MATERIALS 19,023 38,942 7,000 0.00 7,000 0.00 7,000 0

542	* OVER \$5000 RPLACEMENT EQUIP	0	75,575	0	0.00	0	0.00	0	0
-----	--------------------------------	---	--------	---	------	---	------	---	---

Requirements Report

		2223 Actuals	2324 Actuals	2425 Adopted	2425 FTE	2526 Proposed	2526 FTE	2526 Approved	2526 Adopted
Fund 100 GENERAL FUND									
500	CAPITAL OUTLAY	0	75,575	0	0.00	0	0.00	0	0
640	DUES AND FEES	0	45	0	0.00	0	0.00	0	0
653	INSURANCE PREMIUMS	229,997	205,156	236,000	0.00	275,000	0.00	275,000	0
600	OTHER OBJECTS	229,997	205,201	236,000	0.00	275,000	0.00	275,000	0
Total Function 2544	MAINTENANCE SERVICES	907,598	1,084,897	922,654	2.00	1,004,311	1.50	1,004,311	0

THIS PAGE INTENTIONALLY LEFT BLANK

**BROOKINGS-HARBOR SCHOOL DISTRICT 17c
PROGRAM BUDGET INFORMATION**

APPROVED 2025-2026

FUND: 100
FUNCTION: 2549
PROGRAM: Other Operation and Maintenance of Plant Services

1. Program Description:

Operation and maintenance of plant activities which cannot be classified under the preceding functions.

2. Personnel Data:

Extra Duty, no FTE

3. Funding Source:

4. Budgetary Notes:

Extra duty for cleaning buildings after external facility use

SECURITY SERVICES	
100 Salaries	360
200 Associated PR Costs	151
300 Purchased Services	0
400 Supplies & Materials	0
600 Other	0
TOTAL	511

Requirements Report

2223 Actuals 2324 Actuals 2425 Adopted 2425 FTE 2526 Proposed 2526 FTE 2526 Approved 2526 Adopted

Fund 100 GENERAL FUND

Function 2549 OTHER PLANT OPER. & MAINTENANCE

130	ADDITIONAL SALARIES	1,290	1,116	378	0.00	360	0.00	360	0
100	SALARIES	1,290	1,116	378	0.00	360	0.00	360	0
211	PERS/EMPLOYER CONTRIBUTION T1/2	9	19	0	0.00	0	0.00	0	0
212	PERS EMP 6% MATCH	80	66	23	0.00	22	0.00	22	0
213	PERS UAL-Bond	0	166	43	0.00	47	0.00	47	0
216	PERS EMPLOYER CONTRIBUTION OPSRP	85	46	20	0.00	45	0.00	45	0
220	SOCIAL SECURITY	102	85	29	0.00	27	0.00	27	0
231	WORKERS COMPENSATION	35	31	12	0.00	7	0.00	7	0
232	UNEMPLOYMENT	3	2	10	0.00	1	0.00	1	0
233	PFMLI	0	4	2	0.00	1	0.00	1	0

200	ASSOCIATED PAYROLL COSTS	315	419	139	0.00	151	0.00	151	0
------------	---------------------------------	------------	------------	------------	-------------	------------	-------------	------------	----------

Total Function 2549	OTHER PLANT OPER. & MAINTENANCE	1,605	1,535	517	0.00	511	0.00	511	0
----------------------------	--	--------------	--------------	------------	-------------	------------	-------------	------------	----------

**BROOKINGS-HARBOR SCHOOL DISTRICT 17c
PROGRAM BUDGET INFORMATION**

APPROVED 2025-2026

FUND: 100
FUNCTION: 2550
PROGRAM: Student Transportation Services

1. Program Description:

Activities concerned with the transportation of students between home and school, as provided by state law, including trips to school activities.

2. Personnel Data:

9.53 Classified FTE
 0.50 Managerial FTE

3. Funding Source:

State school fund

4. Budgetary Notes:

Transportation for students on IEPs counts towards maintenance of effort

VEHICLE OPERATION	
100 Salaries	649,440
200 Associated PR Costs	500,125
300 Purchased Services	65,240
400 Supplies & Materials	135,000
500 Capital Outlay	0
600 Other	46,800
TOTAL	1,396,605

Requirements Report

2223 Actuals 2324 Actuals 2425 Adopted 2425 FTE 2526 Proposed 2526 FTE 2526 Approved 2526 Adopted

Fund 100 GENERAL FUND

Function 2550 STUDENT TRANSPORTATION SERVICES

112	CLASSIFIED SALARIES	473,716	493,441	452,506	10.00	464,871	9.53	464,871	0
114	MANAGERIAL SALARIES	79,227	84,526	87,320	1.00	59,540	0.50	59,540	0
122	CLASSIFIED SUBSTITUTES	6,681	13,571	0	0.00	0	0.00	0	0
130	ADDITIONAL SALARIES	84,420	89,449	0	0.00	125,028	0.00	125,028	0
100	SALARIES	644,044	680,988	539,826	11.00	649,440	10.03	649,440	0
211	PERS/EMPLOYER CONTRIBUTION T1/2	5,434	3,170	2,030	0.00	0	0.00	0	0
212	PERS EMP 6% MATCH	35,612	36,566	30,089	0.00	36,880	0.00	36,880	0
213	PERS UAL-Bond	6,034	99,533	60,135	0.00	84,266	0.00	84,266	0
215	HSA	3,000	3,600	3,000	0.00	0	0.00	0	0
216	PERS EMPLOYER CONTRIBUTION OPSRP	37,091	31,966	26,938	0.00	80,292	0.00	80,292	0
220	SOCIAL SECURITY	49,524	52,867	41,764	0.00	49,071	0.00	49,071	0
231	WORKERS COMPENSATION	31,172	32,097	25,466	0.00	18,889	0.00	18,889	0
232	UNEMPLOYMENT	1,287	988	13,951	0.00	1,264	0.00	1,264	0
233	PFMLI	0	2,592	2,146	0.00	2,527	0.00	2,527	0
240	EMPLOYEE BENEFITS	217,902	216,354	203,580	0.00	208,440	0.00	208,440	0
241	DENTAL VISION	29,798	23,168	19,139	0.00	17,473	0.00	17,473	0
242	403B	0	0	0	0.00	964	0.00	964	0
245	DISTRICT PAID VOLUNTARY INS	98	118	118	0.00	59	0.00	59	0
200	ASSOCIATED PAYROLL COSTS	416,951	503,017	428,357	0.00	500,125	0.00	500,125	0
310	PROFESSIONAL AND TECHNICAL SERVICES	1,019	175	0	0.00	0	0.00	0	0
321	CLEANING SERVICES	72	367	0	0.00	0	0.00	0	0
322	REPAIR AND MAINTENANCE	5,248	10,873	3,000	0.00	5,000	0.00	5,000	0
324	RENTALS	116	254	240	0.00	240	0.00	240	0
328	GARBAGE	10,399	11,127	10,000	0.00	12,000	0.00	12,000	0
331	Reimbursable Student Transportation	18,533	26,658	20,000	0.00	5,000	0.00	5,000	0
342	TRAVEL	1,386	18,196	16,000	0.00	20,000	0.00	20,000	0
351	TELEPHONE	466	0	0	0.00	0	0.00	0	0
359	Other Communication Services	15,839	9,845	13,000	0.00	13,000	0.00	13,000	0
389	NON INSTRUCTIONAL PROFESSIONAL & TECH	4,629	5,274	10,000	0.00	10,000	0.00	10,000	0
392	ESS Classified Substitutes	82	0	0	0.00	0	0.00	0	0
300	PURCHASED SERVICES	57,788	82,769	72,240	0.00	65,240	0.00	65,240	0
410	SUPPLIES	31,055	31,606	40,000	0.00	40,000	0.00	40,000	0
416	FUEL	155	0	0	0.00	0	0.00	0	0

Requirements Report

2223 Actuals 2324 Actuals 2425 Adopted 2425 FTE 2526 Proposed 2526 FTE 2526 Approved 2526 Adopted

Fund 100 GENERAL FUND

Function 2550	STUDENT TRANSPORTATION SERVICES								
417	FUEL	67,605	66,022	90,000	0.00	95,000	0.00	95,000	0
460	NON CONSUMABLE SUPPLIES	8,125	0	0	0.00	0	0.00	0	0
470	COMPUTER SOFTWARE	300	940	0	0.00	0	0.00	0	0
400	SUPPLIES & MATERIALS	107,241	98,568	130,000	0.00	135,000	0.00	135,000	0
562	* OVER \$ 5000 BUS GARAGE PURCHASE	50,800	0	0	0.00	0	0.00	0	0
564	* OVER \$ 5000 BUS & CAPITAL BUS IMPROV	0	116,488	0	0.00	0	0.00	0	0
500	CAPITAL OUTLAY	50,800	116,488	0	0.00	0	0.00	0	0
640	DUES AND FEES	626	333	500	0.00	500	0.00	500	0
653	INSURANCE PREMIUMS	13,643	32,309	36,820	0.00	46,000	0.00	46,000	0
670	TAXES AND LICENSES	0	0	300	0.00	300	0.00	300	0
600	OTHER OBJECTS	14,269	32,642	37,620	0.00	46,800	0.00	46,800	0
Total Function 2550	STUDENT TRANSPORTATION SERVICES	1,291,093	1,514,472	1,208,042	11.00	1,396,605	10.03	1,396,605	0

THIS PAGE INTENTIONALLY LEFT BLANK

**BROOKINGS-HARBOR SCHOOL DISTRICT 17c
PROGRAM BUDGET INFORMATION**

APPROVED 2025-2026

FUND: 100
FUNCTION: 2620
PROGRAM: Planning/Research/Development/Evaluation

1. Program Description:

Activities, on a system wide basis, associated with conducting and managing programs of planning, research, development, evaluation and grant writing for a district.

2. Personnel Data:

3. Funding Source:

4. Budgetary Notes:

Historical information only

VEHICLE OPERATION	
100 Salaries	0
200 Associated PR Costs	0
300 Purchased Services	0
400 Supplies & Materials	0
500 Capital Outlay	0
600 Other	0
TOTAL	0

Requirements Report

2223 Actuals 2324 Actuals 2425 Adopted 2425 FTE 2526 Proposed 2526 FTE 2526 Approved 2526 Adopted

Fund 100 GENERAL FUND

Function 2620	PLANNING/RESEARCH/DEVELOPMENT/EVALUATIO								
342	TRAVEL	184	0	0	0.00	0	0.00	0	0
383	ARCHITECT/ENGINEERING SERVICES	8,950	10,550	0	0.00	0	0.00	0	0
300	PURCHASED SERVICES	9,134	10,550	0	0.00	0	0.00	0	0
<hr/>									
Total Function 2620	PLANNING/RESEARCH/DEVELOPMENT/EVALUATIO	9,134	10,550	0	0.00	0	0.00	0	0

**BROOKINGS-HARBOR SCHOOL DISTRICT 17c
PROGRAM BUDGET INFORMATION**

APPROVED 2025-2026

FUND: 100
FUNCTION: 2630
PROGRAM: Information Services

1. Program Description:

Activities concerned with writing, editing, and other preparation necessary to disseminate educational and administrative information to pupils, staff, managers, or to the general public.

2. Personnel Data:

.75 Classified FTE

3. Funding Source:

State school fund

4. Budgetary Notes:

Public Information Officer

GRANT WRITING	
100 Salaries	61,012
200 Associated PR Costs	25,690
300 Purchased Services	15,000
400 Supplies & Materials	2,500
600 Other	0
TOTAL	104,203

Requirements Report

2223 Actuals 2324 Actuals 2425 Adopted 2425 FTE 2526 Proposed 2526 FTE 2526 Approved 2526 Adopted

Fund 100 GENERAL FUND

Function 2630 INFORMATION SERVICES

112	CLASSIFIED SALARIES	43,346	72,335	72,773	1.00	61,012	0.75	61,012	0
100	SALARIES	43,346	72,335	72,773	1.00	61,012	0.75	61,012	0
212	PERS EMP 6% MATCH	2,583	4,340	4,366	0.00	3,661	0.00	3,661	0
213	PERS UAL-Bond	0	10,944	8,383	0.00	8,036	0.00	8,036	0
216	PERS EMPLOYER CONTRIBUTION OPSRP	2,944	3,863	3,886	0.00	7,657	0.00	7,657	0
220	SOCIAL SECURITY	3,293	5,534	5,567	0.00	4,611	0.00	4,611	0
231	WORKERS COMPENSATION	208	331	334	0.00	170	0.00	170	0
232	UNEMPLOYMENT	86	114	1,892	0.00	121	0.00	121	0
233	PFMLI	0	244	291	0.00	241	0.00	241	0
240	EMPLOYEE BENEFITS	5,737	12,068	12,717	0.00	0	0.00	0	0
241	DENTAL VISION	501	1,177	1,172	0.00	0	0.00	0	0
242	403B	125	300	300	0.00	1,062	0.00	1,062	0
245	DISTRICT PAID VOLUNTARY INS	81	131	131	0.00	132	0.00	132	0
200	ASSOCIATED PAYROLL COSTS	15,558	39,045	39,041	0.00	25,690	0.00	25,690	0
342	TRAVEL	0	730	0	0.00	2,000	0.00	2,000	0
354	ADVERTISING	0	3,540	5,000	0.00	3,000	0.00	3,000	0
389	NON INSTRUCTIONAL PROFESSIONAL & TECH	0	0	20,000	0.00	10,000	0.00	10,000	0
300	PURCHASED SERVICES	0	4,270	25,000	0.00	15,000	0.00	15,000	0
410	SUPPLIES	159	193	2,500	0.00	2,500	0.00	2,500	0
400	SUPPLIES & MATERIALS	159	193	2,500	0.00	2,500	0.00	2,500	0
Total Function 2630	INFORMATION SERVICES	59,064	115,844	139,314	1.00	104,203	0.75	104,203	0

**BROOKINGS-HARBOR SCHOOL DISTRICT 17c
PROGRAM BUDGET INFORMATION**

APPROVED 2025-2026

FUND: 100
FUNCTION: 2640
PROGRAM: Staff Services

1. Program Description:

Activities concerned with maintaining an efficient staff for the district including such activities as recruiting and placement, staff transfers, health services, and staff accounting.

2. Personnel Data:

.50 Classified FTE

3. Funding Source:

State school fund

4. Budgetary Notes:

Expenditures for Human Resources office. Moved from Function 2329
Moved .50 Classified Staff to align with Program Budgeting and Accounting Manual

STAFF SERVICES	
100 Salaries	37,981
200 Associated PR Costs	26,104
300 Purchased Services	8,550
400 Supplies & Materials	40,000
600 Other	1,000
TOTAL	113,635

Requirements Report

2223 Actuals 2324 Actuals 2425 Adopted 2425 FTE 2526 Proposed 2526 FTE 2526 Approved 2526 Adopted

Fund 100 GENERAL FUND

Function 2640 STAFF SERVICES

111	LICENSED SALARIES	0	2,780	0	0.00	0	0.00	0	0
112	CLASSIFIED SALARIES	0	0	36,107	0.50	37,981	0.50	37,981	0
100	SALARIES	0	2,780	36,107	0.50	37,981	0.50	37,981	0
212	PERS EMP 6% MATCH	0	0	2,148	0.00	2,279	0.00	2,279	0
213	PERS UAL-Bond	0	0	4,125	0.00	5,002	0.00	5,002	0
216	PERS EMPLOYER CONTRIBUTION OPSRP	0	0	1,912	0.00	4,767	0.00	4,767	0
220	SOCIAL SECURITY	0	213	2,728	0.00	2,899	0.00	2,899	0
231	WORKERS COMPENSATION	0	13	165	0.00	107	0.00	107	0
232	UNEMPLOYMENT	0	3	927	0.00	76	0.00	76	0
233	PFMLI	0	11	143	0.00	152	0.00	152	0
240	EMPLOYEE BENEFITS	0	0	9,737	0.00	9,404	0.00	9,404	0
241	DENTAL VISION	0	0	867	0.00	601	0.00	601	0
242	403B	0	0	0	0.00	760	0.00	760	0
244	EAP PROGRAM	2,003	1,995	0	0.00	0	0.00	0	0
245	DISTRICT PAID VOLUNTARY INS	0	0	59	0.00	59	0.00	59	0
200	ASSOCIATED PAYROLL COSTS	2,003	2,235	22,810	0.00	26,104	0.00	26,104	0
310	PROFESSIONAL AND TECHNICAL SERVICES	2,904	1,452	0	0.00	0	0.00	0	0
324	RENTALS	0	500	0	0.00	0	0.00	0	0
342	TRAVEL	8,735	2,870	3,500	0.00	5,000	0.00	5,000	0
354	ADVERTISING	550	550	2,000	0.00	550	0.00	550	0
389	NON INSTRUCTIONAL PROFESSIONAL & TECH	4,922	6,363	3,000	0.00	3,000	0.00	3,000	0
390	OTHER GEN PROFESSIONAL & TECHNOLOGICAL	(1,885)	(541)	0	0.00	0	0.00	0	0
300	PURCHASED SERVICES	15,226	11,195	8,500	0.00	8,550	0.00	8,550	0
410	SUPPLIES	2,222	14,094	1,000	0.00	20,000	0.00	20,000	0
411	STAFF FOOD	5,346	0	0	0.00	0	0.00	0	0
470	COMPUTER SOFTWARE	13,456	18,273	14,000	0.00	20,000	0.00	20,000	0
400	SUPPLIES & MATERIALS	21,024	32,368	15,000	0.00	40,000	0.00	40,000	0
640	DUES AND FEES	805	110	1,000	0.00	1,000	0.00	1,000	0
600	OTHER OBJECTS	805	110	1,000	0.00	1,000	0.00	1,000	0
Total Function 2640 STAFF SERVICES		39,059	48,687	83,418	0.50	113,635	0.50	113,635	0

**BROOKINGS-HARBOR SCHOOL DISTRICT 17c
PROGRAM BUDGET INFORMATION**

APPROVED 2025-2026

FUND: 100
FUNCTION: 2660
PROGRAM: Technology Services

1. Program Description:

Activities concerned with all aspects of Technology which includes Computing and Data Processing Services such as networking and telecommunications costs like telephones. Use for major administrative technology expenditures as well as repair of administrative technology, central networking.

2. Personnel Data:

2.5 Classified FTE

3. Funding Source:

State school fund

4. Budgetary Notes:

TECHNOLOGY	
100 Salaries	153,360
200 Associated PR Costs	69,010
300 Purchased Services	66,000
400 Supplies & Materials	250,244
600 Other	150
TOTAL	538,765

Requirements Report

2223 Actuals 2324 Actuals 2425 Adopted 2425 FTE 2526 Proposed 2526 FTE 2526 Approved 2526 Adopted

Fund 100 GENERAL FUND

Function 2660 TECHNOLOGY SERVICES

112	CLASSIFIED SALARIES	84,142	124,322	130,379	2.50	153,360	2.50	153,360	0
100	SALARIES	84,142	124,322	130,379	2.50	153,360	2.50	153,360	0
211	PERS/EMPLOYER CONTRIBUTION T1/2	1,872	1,769	1,824	0.00	3,722	0.00	3,722	0
212	PERS EMP 6% MATCH	3,828	7,271	7,823	0.00	8,300	0.00	8,300	0
213	PERS UAL-Bond	6,080	18,942	15,020	0.00	18,220	0.00	18,220	0
215	HSA	120	0	0	0.00	0	0.00	0	0
216	PERS EMPLOYER CONTRIBUTION OPSRP	3,077	5,317	5,771	0.00	14,391	0.00	14,391	0
220	SOCIAL SECURITY	6,395	9,478	9,941	0.00	11,699	0.00	11,699	0
231	WORKERS COMPENSATION	424	585	615	0.00	448	0.00	448	0
232	UNEMPLOYMENT	167	159	3,379	0.00	306	0.00	306	0
233	PFMLI	0	439	520	0.00	612	0.00	612	0
240	EMPLOYEE BENEFITS	11,193	9,153	11,187	0.00	10,240	0.00	10,240	0
241	DENTAL VISION	1,556	1,051	1,051	0.00	1,072	0.00	1,072	0
200	ASSOCIATED PAYROLL COSTS	34,711	54,164	57,131	0.00	69,010	0.00	69,010	0
322	REPAIR AND MAINTENANCE	0	2,240	1,000	0.00	1,000	0.00	1,000	0
342	TRAVEL	221	6,600	5,000	0.00	5,000	0.00	5,000	0
351	TELEPHONE	25,177	29,736	30,000	0.00	50,000	0.00	50,000	0
359	Other Communication Services	0	0	25,000	0.00	10,000	0.00	10,000	0
389	NON INSTRUCTIONAL PROFESSIONAL & TECH	31,839	1,000	0	0.00	0	0.00	0	0
300	PURCHASED SERVICES	57,237	39,576	61,000	0.00	66,000	0.00	66,000	0
410	SUPPLIES	12,803	5,352	10,000	0.00	10,000	0.00	10,000	0
470	COMPUTER SOFTWARE	83,621	109,674	100,000	0.00	100,000	0.00	100,000	0
480	COMPUTER HARDWARE	131,687	52,474	100,000	0.00	140,244	0.00	140,244	0
400	SUPPLIES & MATERIALS	228,111	167,501	210,000	0.00	250,244	0.00	250,244	0
541	* OVER \$5000 INITIAL EQUIP	24,107	0	0	0.00	0	0.00	0	0
500	CAPITAL OUTLAY	24,107	0	0	0.00	0	0.00	0	0
640	DUES AND FEES	0	1,740	150	0.00	150	0.00	150	0
600	OTHER OBJECTS	0	1,740	150	0.00	150	0.00	150	0
Total Function 2660	TECHNOLOGY SERVICES	428,309	387,302	458,660	2.50	538,765	2.50	538,765	0

**BROOKINGS-HARBOR SCHOOL DISTRICT 17c
PROGRAM BUDGET INFORMATION**

APPROVED 2025-2026

FUND: 100
FUNCTION: 2661
PROGRAM: Technology Service Area Direction

1. Program Description:

Activities concerned with directing and managing staff services

2. Personnel Data:

1.0 Managerial FTE

3. Funding Source:

State school fund

4. Budgetary Notes:

TECHNOLOGY	
100 Salaries	120,124
200 Associated PR Costs	50,624
300 Purchased Services	200
400 Supplies & Materials	0
600 Other	0
TOTAL	170,748

Requirements Report

2223 Actuals 2324 Actuals 2425 Adopted 2425 FTE 2526 Proposed 2526 FTE 2526 Approved 2526 Adopted

Fund 100 GENERAL FUND

Function 2661 TECHNOLOGY DIRECTOR

112	CLASSIFIED SALARIES	16,879	20,498	0	0.00	0	0.00	0	0
114	MANAGERIAL SALARIES	96,947	108,512	114,479	1.00	120,124	1.00	120,124	0
100	SALARIES	113,826	129,009	114,479	1.00	120,124	1.00	120,124	0
212	PERS EMP 6% MATCH	2,909	6,467	6,869	0.00	7,207	0.00	7,207	0
213	PERS UAL-Bond	0	16,472	13,188	0.00	15,822	0.00	15,822	0
216	PERS EMPLOYER CONTRIBUTION OPSRP	3,316	5,756	6,113	0.00	15,076	0.00	15,076	0
220	SOCIAL SECURITY	8,708	9,869	8,758	0.00	9,189	0.00	9,189	0
231	WORKERS COMPENSATION	551	589	515	0.00	328	0.00	328	0
232	UNEMPLOYMENT	228	163	2,976	0.00	240	0.00	240	0
233	PFMLI	0	402	458	0.00	480	0.00	480	0
242	403B	0	0	0	0.00	2,163	0.00	2,163	0
245	DISTRICT PAID VOLUNTARY INS	98	118	118	0.00	118	0.00	118	0
200	ASSOCIATED PAYROLL COSTS	15,810	39,836	38,995	0.00	50,624	0.00	50,624	0
342	TRAVEL	0	39	0	0.00	0	0.00	0	0
351	TELEPHONE	457	0	200	0.00	0	0.00	0	0
300	PURCHASED SERVICES	457	39	200	0.00	0	0.00	0	0
480	COMPUTER HARDWARE	0	1,119	0	0.00	0	0.00	0	0
400	SUPPLIES & MATERIALS	0	1,119	0	0.00	0	0.00	0	0
Total Function 2661 TECHNOLOGY DIRECTOR		130,093	170,003	153,674	1.00	170,748	1.00	170,748	0

BROOKINGS-HARBOR SCHOOL DISTRICT 17c PROGRAM BUDGET INFORMATION

APPROVED 2025-2026

FUND: 100

FUNCTION: 2680

PROGRAM: Interpretation and Translation Services

1. Program Description:

Language and interpretation services not related to the acquisition of the English Language.
Used for services in support of a family or community member.

2. Personnel Data:

3. Funding Source:

4. Budgetary Notes:

Historical information only.

TECHNOLOGY	
100 Salaries	0
200 Associated PR Costs	0
300 Purchased Services	0
400 Supplies & Materials	0
600 Other	0
TOTAL	0

Requirements Report

2223 Actuals 2324 Actuals 2425 Adopted 2425 FTE 2526 Proposed 2526 FTE 2526 Approved 2526 Adopted

Fund 100 GENERAL FUND

Function 2680 INTERPRETATION AND TRANSLATION

130	ADDITIONAL SALARIES	1,964	2,637	0	0.00	0	0.00	0	0
100	SALARIES	1,964	2,637	0	0.00	0	0.00	0	0
212	PERS EMP 6% MATCH	115	158	0	0.00	0	0.00	0	0
213	PERS UAL-Bond	0	377	0	0.00	0	0.00	0	0
216	PERS EMPLOYER CONTRIBUTION OPSRP	131	140	0	0.00	0	0.00	0	0
220	SOCIAL SECURITY	146	201	0	0.00	0	0.00	0	0
231	WORKERS COMPENSATION	10	13	0	0.00	0	0.00	0	0
232	UNEMPLOYMENT	4	3	0	0.00	0	0.00	0	0
233	PFMLI	0	10	0	0.00	0	0.00	0	0
200	ASSOCIATED PAYROLL COSTS	405	901	0	0.00	0	0.00	0	0
389	NON INSTRUCTIONAL PROFESSIONAL & TECH	1,500	1,500	0	0.00	0	0.00	0	0
300	PURCHASED SERVICES	1,500	1,500	0	0.00	0	0.00	0	0
<hr/>									
Total Function 2680	INTERPRETATION AND TRANSLATION	3,869	5,038	0	0.00	0	0.00	0	0

**HARBOR SCHOOL DISTRICT 17c
PROGRAM BUDGET INFORMATION**

BROOKINGS-

APPROVED 2025-2026

FUND: 100
FUNCTION: 5110
PROGRAM: Debt Service

1. Program Description:

The servicing of the debt of a district

2. Personnel Data:

3. Funding Source:

4. Budgetary Notes:

PERS Bond debt principal and interest payments moved to Fund 300 Debt Service

TRANSFERS OF FUNDS	
100 Salaries	0
200 Associated PR Costs	0
300 Purchased Services	0
400 Supplies & Materials	0
600 Other	0
TOTAL	0

Requirements Report

2223 Actuals 2324 Actuals 2425 Adopted 2425 FTE 2526 Proposed 2526 FTE 2526 Approved 2526 Adopted

Fund 100 GENERAL FUND

Function 5110 DEBT SERVICE

610	REDEMPTION OF PRINCIPAL	885,000	0	0	0.00	0	0.00	0	0
-----	-------------------------	---------	---	---	------	---	------	---	---

620	INTEREST	346,541	0	0	0.00	0	0.00	0	0
-----	----------	---------	---	---	------	---	------	---	---

600	OTHER OBJECTS	1,231,541	0	0	0.00	0	0.00	0	0
------------	----------------------	------------------	----------	----------	-------------	----------	-------------	----------	----------

Total Function 5110	DEBT SERVICE	1,231,541	0	0	0.00	0	0.00	0	0
----------------------------	---------------------	------------------	----------	----------	-------------	----------	-------------	----------	----------

**BROOKINGS-HARBOR SCHOOL DISTRICT 17c
PROGRAM BUDGET INFORMATION**

APPROVED 2025-2026

FUND: 100
FUNCTION: 5200
PROGRAM: Transfers of Funds

1. Program Description:

These are transactions which withdraw money from one fund and place it in another without recourse.

2. Personnel Data:

3. Funding Source:

State school fund

4. Budgetary Notes:

- Transfers to:
Fund 259 Transportation Equipment Fund
Fund 299 Nutrition Fund
Fund 274 High School Athletics Fund
Fund 275 MS Athletics
Fund 285 Maintenance Fund
Fund 283 Textbook Adoption Fund
Fund 272 Furniture Fund
Fund 410 Facilities Fund
Fund 412 Facilities Sports Complex Fund
Fund 270 Certified Tuition Reimbursement Fund
Fund 271 Classified Tuition Reimbursement Fund

TRANSFERS OF FUNDS	
100 Salaries	0
200 Associated PR Costs	0
300 Purchased Services	0
400 Supplies & Materials	0
700 Fund Modifications	1,131,000
TOTAL	1,131,000

Requirements Report

2223 Actuals 2324 Actuals 2425 Adopted 2425 FTE 2526 Proposed 2526 FTE 2526 Approved 2526 Adopted

Fund 100 GENERAL FUND

Function 5200 TRANSFER OF FUNDS

710	TRANSFERS	0	5,000	0	0.00	0	0.00	0	0
711	Transfer-Bus	100,000	100,000	100,000	0.00	100,000	0.00	100,000	0
712	Transfer Cafeteria	75,000	75,000	25,000	0.00	25,000	0.00	25,000	0
713	Transfer HS Athletics	225,000	230,000	250,000	0.00	250,000	0.00	250,000	0
714	Transfer AMS Athletics	75,000	70,000	75,000	0.00	75,000	0.00	75,000	0
715	Transfer Maintenance	175,000	175,000	200,000	0.00	200,000	0.00	200,000	0
716	Transfer Textbook Fund	410,000	200,000	200,000	0.00	100,000	0.00	100,000	0
717	Transfer Furniture Fund	20,000	20,000	20,000	0.00	20,000	0.00	20,000	0
718	Transfer Facilities Fund	100,000	100,000	220,000	0.00	320,000	0.00	320,000	0
719	Transfer Tuition Reimb. Certified	26,000	26,000	26,000	0.00	26,000	0.00	26,000	0
720	Transfer Tuition Reimb Classified	5,000	5,000	15,000	0.00	15,000	0.00	15,000	0

700	TRANSFERS	1,211,000	1,006,000	1,131,000	0.00	1,131,000	0.00	1,131,000	0
------------	------------------	------------------	------------------	------------------	-------------	------------------	-------------	------------------	----------

Total Function 5200	TRANSFER OF FUNDS	1,211,000	1,006,000	1,131,000	0.00	1,131,000	0.00	1,131,000	0
----------------------------	--------------------------	------------------	------------------	------------------	-------------	------------------	-------------	------------------	----------

**BROOKINGS-HARBOR SCHOOL DISTRICT 17c
PROGRAM BUDGET INFORMATION**

APPROVED 2025-2026

FUND: 100

FUNCTION: 6110

PROGRAM: Operating Contingency

1. Program Description:

Expenditures which cannot be foreseen and planned in the budget process because of an occurrence of an unusual or extraordinary event. Budgeted amount to be transferred by school board resolution to the proper expenditure code.

2. Personnel Data:

3. Funding Source:

State school fund

4. Budgetary Notes:

CONTINGENCY	
100 Salaries	
200 Associated PR Costs	
300 Purchased Services	
400 Supplies & Materials	
800 Planned Reserve	200,000
TOTAL	200,000

Requirements Report

2223 Actuals 2324 Actuals 2425 Adopted 2425 FTE 2526 Proposed 2526 FTE 2526 Approved 2526 Adopted

Fund 100 GENERAL FUND

Function 6110 OPERATING CONTINGENCY									
810 PLANNED RESERVE	0	0	200,000	0.00	200,000	0.00	200,000	0	
800 OTHER USES OF FUNDS	0	0	200,000	0.00	200,000	0.00	200,000	0	
Total Function 6110 OPERATING CONTINGENCY	0	0	200,000	0.00	200,000	0.00	200,000	0	

**BROOKINGS-HARBOR SCHOOL DISTRICT 17c
PROGRAM BUDGET INFORMATION**

APPROVED 2025-2026

FUND: 100
FUNCTION: 7000
PROGRAM: Unappropriated Ending Fund Balance

1. Program Description:

An estimate of funds needed to maintain operations of the school district from July 1 of the ensuing fiscal year and the time when sufficient new revenues become available to meet cash flow needs of the fund. No expenditure shall be made from the unappropriated ending fund balance in the year in which it is budgeted.

END FUND BALANCE	
100 Salaries	
200 Associated PR Costs	
300 Purchased Services	
400 Supplies & Materials	
800 Reserved for Next Year	1,800,000
TOTAL	1,800,000

2. Personnel Data:

3. Funding Source:

State school fund

4. Budgetary Notes:

Requirements Report

2223 Actuals 2324 Actuals 2425 Adopted 2425 FTE 2526 Proposed 2526 FTE 2526 Approved 2526 Adopted

Fund 100 GENERAL FUND

Function 7000	UNAPPROPRIATED ENDING FUND BALANCE								
820	RESERVED FOR NEXT YEAR	4,041,195	3,916,434	2,502,121	0.00	1,800,000	0.00	1,800,000	0
800	OTHER USES OF FUNDS	4,041,195	3,916,434	2,502,121	0.00	1,800,000	0.00	1,800,000	0
<hr/>									
Total Function 7000	UNAPPROPRIATED ENDING FUND BALANCE	4,041,195	3,916,434	2,502,121	0.00	1,800,000	0.00	1,800,000	0

THIS PAGE INTENTIONALLY LEFT BLANK

SPECIAL REVENUE FUNDS



200 FUND-SPECIAL REVENUE FUNDS

Special Revenue Funds account for the proceeds of specific revenue sources (other than expendable trusts or major capital projects) that are legally restricted to expenditure for specific purposes. Some examples might include: restricted state or federal grants in aid; restricted tax levies. A separate fund may be used for each restricted source or one fund may be used, supplemented by the dimension project/reporting code; e.g. bus replacement fund. Food Service and Student Body Funds should be classified here.

Brookings-Harbor School Dist. 17C
629 Easy Street Brookings, OR 97415

Resources Report

	2223 Actuals	2324 Actuals	2425 Adopted	2425 FTE	2526 Proposed	2526 FTE	2526 Approved	2526 Adopted
Fund 200 SPECIAL REVENUE FUNDS								
1510 INTEREST ON INVESTMENTS	29,880	73,838	1,000	0.00	103,500	0.00	103,500	0
1620 DAILY NON REIMBURSABLE	34,446	14,017	12,000	0.00	10,000	0.00	10,000	0
1630 FOOD SERVICES SPECIAL FUNCTION	5,534	0	0	0.00	0	0.00	0	0
1700 COCURRICULAR ACTIVITY REVENUE	0	0	180,000	0.00	180,000	0.00	180,000	0
1740 Student Fees	30,373	35,085	52,187	0.00	55,000	0.00	55,000	0
1920 CONTRIBUTIONS AND DONATIONS F	225,678	33,329	35,000	0.00	35,000	0.00	35,000	0
1990 MISCELLANEOUS INCOME	390,896	224,932	112,936	0.00	1,500	0.00	1,500	0
2102 ESD FLOW THRU	0	12,390	0	0.00	0	0.00	0	0
2200 RESTRICTED REVENUE	26,753	44,875	38,300	0.00	45,000	0.00	45,000	0
3299 OTHER RESTRICTED GRANTS	2,300,182	1,978,983	2,506,902	0.00	2,198,863	0.00	2,198,863	0
4300 RESTRICTED REVENUE FROM FEDE	126,363	82,652	20,000	0.00	0	0.00	0	0
4500 FEDERAL REVENUE THROUGH STAT	3,073,553	3,026,615	1,786,893	0.00	2,353,985	0.00	2,353,985	0
4700 FR FED THROUGH OTHER INTERMEI	16,123	3,653	4,967	0.00	4,500	0.00	4,500	0
4900 REVENUE ON BEHALF OF THE DISTF	53,308	40,200	55,000	0.00	55,000	0.00	55,000	0
5200 INTERFUND TRANSFER	1,111,000	906,000	911,000	0.00	811,000	0.00	811,000	0
5400 BEGINNING FUND BALANCE	3,673,400	4,373,743	1,718,004	0.00	3,558,605	0.00	3,558,605	0
Total Fund 200 SPECIAL REVENUE FUNDS	11,097,488	10,850,312	7,434,188	0.00	9,411,953	0.00	9,411,953	0

**Brookings-Harbor School Dist. 17C
629 Easy Street Brookings, OR 97415**

Requirements Report

2223 Actuals 2324 Actuals 2425 Adopted 2425 FTE 2526 Proposed 2526 FTE 2526 Approved 2526 Adopted

Fund 200 SPECIAL REVENUE FUNDS

Function 1111 ELEMENTARY

111	LICENSED SALARIES	281,744	320,034	346,044	5.50	367,053	5.50	367,053	0
112	CLASSIFIED SALARIES	34,641	1,800	48,040	1.63	28,000	1.00	28,000	0
121	LICENSED SUBSTITUTES	1,975	0	0	0.00	0	0.00	0	0
130	ADDITIONAL SALARIES	40,765	31,394	14,503	0.00	12,519	0.00	12,519	0

100 SALARIES 359,126 353,228 408,587 7.13 407,572 6.50 407,572 0

211	PERS/EMPLOYER CONTRIBUTION T1/2	982	734	6,300	0.00	10,571	0.00	10,571	0
212	PERS EMP 6% MATCH	19,244	21,115	24,515	0.00	24,874	0.00	24,874	0
213	PERS UAL-Bond	0	282	40,349	0.00	54,701	0.00	54,701	0
215	HSA	5,040	7,920	7,200	0.00	3,720	0.00	3,720	0
216	PERS EMPLOYER CONTRIBUTION OPSRP	21,284	18,313	18,117	0.00	42,928	0.00	42,928	0
220	SOCIAL SECURITY	27,392	26,554	29,866	0.00	31,767	0.00	31,767	0
231	WORKERS COMPENSATION	1,764	1,625	1,872	0.00	1,178	0.00	1,178	0
232	UNEMPLOYMENT	777	490	10,695	0.00	784	0.00	784	0
233	PFMLI	0	1,389	1,550	0.00	1,661	0.00	1,661	0
240	EMPLOYEE BENEFITS	95,677	82,049	74,696	0.00	109,731	0.00	109,731	0
241	DENTAL VISION	10,756	12,511	9,648	0.00	12,137	0.00	12,137	0
242	403B	0	0	321	0.00	1,348	0.00	1,348	0
245	DISTRICT PAID VOLUNTARY INS	0	0	19	0.00	0	0.00	0	0

200 ASSOCIATED PAYROLL COSTS 182,916 172,983 225,147 0.00 295,400 0.00 295,400 0

310	PROFESSIONAL AND TECHNICAL SERVICES	3,965	0	0	0.00	0	0.00	0	0
342	TRAVEL	5,732	798	0	0.00	0	0.00	0	0
391	ESS Certified Substitutes	16,843	16,036	0	0.00	0	0.00	0	0
392	ESS Classified Substitutes	354	434	0	0.00	0	0.00	0	0

300 PURCHASED SERVICES 26,893 17,268 0 0.00 0 0.00 0 0

410	SUPPLIES	22,920	44,365	47,635	0.00	56,982	0.00	56,982	0
411	STAFF FOOD	1,515	0	0	0.00	0	0.00	0	0
420	TEXTBOOKS	117,366	100,000	70,000	0.00	25,000	0.00	25,000	0
460	NON CONSUMABLE SUPPLIES	7,175	1,830	34,656	0.00	48,656	0.00	48,656	0
470	COMPUTER SOFTWARE	37,345	9,589	14,440	0.00	0	0.00	0	0
480	COMPUTER HARDWARE	26,074	25,552	0	0.00	0	0.00	0	0

Requirements Report

2223 Actuals 2324 Actuals 2425 Adopted 2425 FTE 2526 Proposed 2526 FTE 2526 Approved 2526 Adopted

Fund 200 SPECIAL REVENUE FUNDS

400	SUPPLIES & MATERIALS	212,395	181,336	166,731	0.00	130,638	0.00	130,638	0
Total Function 1111	ELEMENTARY	781,330	724,815	800,465	7.13	833,610	6.50	833,610	0
Function 1113	ELEMENTARY COCURRICULAR								
130	ADDITIONAL SALARIES	0	3,308	3,341	0.00	3,374	0.00	3,374	0
100	SALARIES	0	3,308	3,341	0.00	3,374	0.00	3,374	0
212	PERS EMP 6% MATCH	0	198	201	0.00	202	0.00	202	0
213	PERS UAL-Bond	0	0	385	0.00	444	0.00	444	0
216	PERS EMPLOYER CONTRIBUTION OPSRP	0	177	178	0.00	423	0.00	423	0
220	SOCIAL SECURITY	0	253	256	0.00	258	0.00	258	0
231	WORKERS COMPENSATION	0	16	16	0.00	9	0.00	9	0
232	UNEMPLOYMENT	0	5	87	0.00	7	0.00	7	0
233	PFMLI	0	13	13	0.00	14	0.00	14	0
200	ASSOCIATED PAYROLL COSTS	0	662	1,135	0.00	1,358	0.00	1,358	0
410	SUPPLIES	12,560	21,275	0	0.00	0	0.00	0	0
400	SUPPLIES & MATERIALS	12,560	21,275	0	0.00	0	0.00	0	0
Total Function 1113	ELEMENTARY COCURRICULAR	12,560	25,245	4,476	0.00	4,732	0.00	4,732	0
Function 1121	MIDDLE/JUNIOR HIGH PROGRAMS								
111	LICENSED SALARIES	104,847	141,770	154,098	2.60	72,901	1.00	72,901	0
112	CLASSIFIED SALARIES	0	0	36,249	1.00	0	0.00	0	0
121	LICENSED SUBSTITUTES	(1,202)	196	0	0.00	0	0.00	0	0
130	ADDITIONAL SALARIES	23,279	13,303	8,356	0.00	27,660	0.00	27,660	0
100	SALARIES	126,924	155,269	198,702	3.60	100,561	1.00	100,561	0
211	PERS/EMPLOYER CONTRIBUTION T1/2	622	237	171	0.00	0	0.00	0	0
212	PERS EMP 6% MATCH	3,926	8,672	11,922	0.00	5,134	0.00	5,134	0
213	PERS UAL-Bond	0	0	20,983	0.00	11,269	0.00	11,269	0
216	PERS EMPLOYER CONTRIBUTION OPSRP	4,048	7,563	10,499	0.00	10,738	0.00	10,738	0
220	SOCIAL SECURITY	9,694	11,823	15,010	0.00	6,545	0.00	6,545	0
231	WORKERS COMPENSATION	614	2,589	912	0.00	237	0.00	237	0
232	UNEMPLOYMENT	253	218	5,166	0.00	171	0.00	171	0
233	PFMLI	0	618	783	0.00	342	0.00	342	0
240	EMPLOYEE BENEFITS	25,393	34,976	43,421	0.00	18,808	0.00	18,808	0

Requirements Report

2223 Actuals 2324 Actuals 2425 Adopted 2425 FTE 2526 Proposed 2526 FTE 2526 Approved 2526 Adopted

Fund 200 SPECIAL REVENUE FUNDS

Function 1121 MIDDLE/JUNIOR HIGH PROGRAMS

241	DENTAL VISION	3,213	4,052	4,414	0.00	2,282	0.00	2,282	0
245	DISTRICT PAID VOLUNTARY INS	0	0	16	0.00	0	0.00	0	0

200	ASSOCIATED PAYROLL COSTS	47,764	70,748	113,296	0.00	55,527	0.00	55,527	0
------------	---------------------------------	---------------	---------------	----------------	-------------	---------------	-------------	---------------	----------

310	PROFESSIONAL AND TECHNICAL SERVICES	22,894	24,735	22,000	0.00	25,000	0.00	25,000	0
322	REPAIR AND MAINTENANCE	0	780	0	0.00	0	0.00	0	0
342	TRAVEL	2,938	1,556	0	0.00	10,000	0.00	10,000	0
389	NON INSTRUCTIONAL PROFESSIONAL & TECH	5,625	7,875	0	0.00	0	0.00	0	0
391	ESS Certified Substitutes	36,982	8,334	0	0.00	3,000	0.00	3,000	0

300	PURCHASED SERVICES	68,438	43,280	22,000	0.00	38,000	0.00	38,000	0
------------	---------------------------	---------------	---------------	---------------	-------------	---------------	-------------	---------------	----------

410	SUPPLIES	14,485	56,340	20,000	0.00	43,500	0.00	43,500	0
411	STAFF FOOD	679	0	0	0.00	0	0.00	0	0
420	TEXTBOOKS	68,171	50,000	70,000	0.00	50,000	0.00	50,000	0
460	NON CONSUMABLE SUPPLIES	29,346	0	21,000	0.00	35,000	0.00	35,000	0
470	COMPUTER SOFTWARE	10,591	7,484	4,440	0.00	0	0.00	0	0
480	COMPUTER HARDWARE	43,478	25,552	0	0.00	0	0.00	0	0

400	SUPPLIES & MATERIALS	166,749	139,376	115,440	0.00	128,500	0.00	128,500	0
------------	---------------------------------	----------------	----------------	----------------	-------------	----------------	-------------	----------------	----------

Total Function 1121	MIDDLE/JUNIOR HIGH PROGRAMS	409,875	408,673	449,438	3.60	322,588	1.00	322,588	0
----------------------------	------------------------------------	----------------	----------------	----------------	-------------	----------------	-------------	----------------	----------

Function 1122 MIDDLE/JUNIOR HIGH EXTRACURRICULAR

130	ADDITIONAL SALARIES	41,441	43,744	45,105	0.00	44,709	0.00	44,709	0
-----	---------------------	--------	--------	--------	------	--------	------	--------	---

100	SALARIES	41,441	43,744	45,105	0.00	44,709	0.00	44,709	0
------------	-----------------	---------------	---------------	---------------	-------------	---------------	-------------	---------------	----------

211	PERS/EMPLOYER CONTRIBUTION T1/2	583	291	273	0.00	398	0.00	398	0
212	PERS EMP 6% MATCH	1,153	1,114	1,353	0.00	1,316	0.00	1,316	0
213	PERS UAL-Bond	0	119	4,523	0.00	2,889	0.00	2,889	0
216	PERS EMPLOYER CONTRIBUTION OPSRP	926	810	1,026	0.00	2,435	0.00	2,435	0
220	SOCIAL SECURITY	3,137	3,328	3,440	0.00	3,417	0.00	3,417	0
231	WORKERS COMPENSATION	208	211	216	0.00	134	0.00	134	0
232	UNEMPLOYMENT	82	51	1,169	0.00	89	0.00	89	0
233	PFMLI	0	174	180	0.00	179	0.00	179	0

200	ASSOCIATED PAYROLL COSTS	6,088	6,097	12,180	0.00	10,857	0.00	10,857	0
------------	---------------------------------	--------------	--------------	---------------	-------------	---------------	-------------	---------------	----------

322	REPAIR AND MAINTENANCE	1,914	0	0	0.00	0	0.00	0	0
342	TRAVEL	148	44	5,000	0.00	4,000	0.00	4,000	0

Requirements Report

2223 Actuals 2324 Actuals 2425 Adopted 2425 FTE 2526 Proposed 2526 FTE 2526 Approved 2526 Adopted

Fund 200 SPECIAL REVENUE FUNDS

Function 1122 MIDDLE/JUNIOR HIGH EXTRACURRICULAR

389	NON INSTRUCTIONAL PROFESSIONAL & TECH	0	437	0	0.00	0	0.00	0	0
300	PURCHASED SERVICES	2,061	481	5,000	0.00	4,000	0.00	4,000	0
410	SUPPLIES	17,841	29,813	60,000	0.00	52,500	0.00	52,500	0
460	NON CONSUMABLE SUPPLIES	0	3,790	0	0.00	0	0.00	0	0
470	COMPUTER SOFTWARE	2,300	3,218	2,300	0.00	3,000	0.00	3,000	0
480	COMPUTER HARDWARE	0	0	0	0.00	1,000	0.00	1,000	0
400	SUPPLIES & MATERIALS	20,141	36,822	62,300	0.00	56,500	0.00	56,500	0
640	DUES AND FEES	5,512	6,206	4,887	0.00	7,000	0.00	7,000	0
654	STUDENT INSURANCE	0	0	1,500	0.00	1,000	0.00	1,000	0
600	OTHER OBJECTS	5,512	6,206	6,387	0.00	8,000	0.00	8,000	0

Total Function 1122 MIDDLE/JUNIOR HIGH EXTRACURRICULAR 75,243 93,350 130,972 0.00 124,066 0.00 124,066 0

Function 1131 HIGH SCHOOL PROGRAMS

111	LICENSED SALARIES	173,649	94,149	144,824	1.50	134,117	2.00	134,117	0
121	LICENSED SUBSTITUTES	201	0	0	0.00	0	0.00	0	0
130	ADDITIONAL SALARIES	30,123	8,426	16,977	0.00	11,453	0.00	11,453	0
100	SALARIES	203,973	102,575	161,801	1.50	145,569	2.00	145,569	0
211	PERS/EMPLOYER CONTRIBUTION T1/2	325	177	0	0.00	332	0.00	332	0
212	PERS EMP 6% MATCH	9,276	6,037	9,708	0.00	8,734	0.00	8,734	0
213	PERS UAL-Bond	0	0	13,595	0.00	19,173	0.00	19,173	0
215	HSA	3,600	4,110	3,900	0.00	300	0.00	300	0
216	PERS EMPLOYER CONTRIBUTION OPSRP	10,511	5,327	10,409	0.00	18,004	0.00	18,004	0
220	SOCIAL SECURITY	15,446	7,801	12,378	0.00	11,136	0.00	11,136	0
231	WORKERS COMPENSATION	969	464	725	0.00	404	0.00	404	0
232	UNEMPLOYMENT	404	132	3,173	0.00	291	0.00	291	0
233	PFMLI	0	393	647	0.00	582	0.00	582	0
240	EMPLOYEE BENEFITS	30,934	23,042	18,685	0.00	35,457	0.00	35,457	0
241	DENTAL VISION	3,848	2,450	1,618	0.00	4,174	0.00	4,174	0

200 ASSOCIATED PAYROLL COSTS 75,313 49,933 74,838 0.00 98,588 0.00 98,588 0

310	PROFESSIONAL AND TECHNICAL SERVICES	2,771	7,202	0	0.00	0	0.00	0	0
322	REPAIR AND MAINTENANCE	0	1,486	0	0.00	0	0.00	0	0
342	TRAVEL	12,264	14,755	0	0.00	2,000	0.00	2,000	0

Requirements Report

2223 Actuals 2324 Actuals 2425 Adopted 2425 FTE 2526 Proposed 2526 FTE 2526 Approved 2526 Adopted

Fund 200 SPECIAL REVENUE FUNDS

Function 1131 HIGH SCHOOL PROGRAMS

374	OTHER TUITION	26,333	35,971	35,500	0.00	45,000	0.00	45,000	0
389	NON INSTRUCTIONAL PROFESSIONAL & TECH	6,826	43,592	0	0.00	28,000	0.00	28,000	0
391	ESS Certified Substitutes	10,267	9,531	10,000	0.00	10,000	0.00	10,000	0

300 PURCHASED SERVICES 58,462 112,537 45,500 0.00 85,000 0.00 85,000 0

410	SUPPLIES	137,822	43,538	68,000	0.00	46,533	0.00	46,533	0
411	STAFF FOOD	2,538	0	0	0.00	0	0.00	0	0
420	TEXTBOOKS	88,678	48,180	60,000	0.00	50,000	0.00	50,000	0
430	LIBRARY BOOKS	1,842	1,832	0	0.00	0	0.00	0	0
460	NON CONSUMABLE SUPPLIES	95,828	47,481	52,498	0.00	53,000	0.00	53,000	0
470	COMPUTER SOFTWARE	2,543	30,470	43,803	0.00	13,843	0.00	13,843	0
480	COMPUTER HARDWARE	60,344	25,552	0	0.00	0	0.00	0	0

400 SUPPLIES & MATERIALS 389,595 197,052 224,300 0.00 163,376 0.00 163,376 0

541	* OVER \$5000 INITIAL EQUIP	11,900	0	0	0.00	0	0.00	0	0
-----	-----------------------------	--------	---	---	------	---	------	---	---

500 CAPITAL OUTLAY 11,900 0 0 0.00 0 0.00 0 0

640	DUES AND FEES	163	952	0	0.00	0	0.00	0	0
-----	---------------	-----	-----	---	------	---	------	---	---

600 OTHER OBJECTS 163 952 0 0.00 0 0.00 0 0

Total Function 1131 HIGH SCHOOL PROGRAMS 739,405 463,048 506,440 1.50 492,533 2.00 492,533 0

Function 1132 HIGH SCHOOL EXTRACURRICULAR

130	ADDITIONAL SALARIES	103,492	131,301	127,808	0.00	127,394	0.00	127,394	0
-----	---------------------	---------	---------	---------	------	---------	------	---------	---

100 SALARIES 103,492 131,301 127,808 0.00 127,394 0.00 127,394 0

211	PERS/EMPLOYER CONTRIBUTION T1/2	1,122	1,279	957	0.00	1,858	0.00	1,858	0
212	PERS EMP 6% MATCH	4,038	4,906	6,215	0.00	5,062	0.00	5,062	0
213	PERS UAL-Bond	0	0	12,606	0.00	11,890	0.00	11,890	0
216	PERS EMPLOYER CONTRIBUTION OPSRP	3,846	3,550	4,907	0.00	9,106	0.00	9,106	0
220	SOCIAL SECURITY	7,878	10,035	9,732	0.00	9,714	0.00	9,714	0
231	WORKERS COMPENSATION	510	597	591	0.00	366	0.00	366	0
232	UNEMPLOYMENT	206	157	3,307	0.00	254	0.00	254	0
233	PFMLI	0	514	509	0.00	508	0.00	508	0

200 ASSOCIATED PAYROLL COSTS 17,600 21,038 38,825 0.00 38,758 0.00 38,758 0

310	PROFESSIONAL AND TECHNICAL SERVICES	590	0	0	0.00	0	0.00	0	0
322	REPAIR AND MAINTENANCE	1,914	2,482	3,000	0.00	1,500	0.00	1,500	0

Requirements Report

2223 Actuals 2324 Actuals 2425 Adopted 2425 FTE 2526 Proposed 2526 FTE 2526 Approved 2526 Adopted

Fund 200 SPECIAL REVENUE FUNDS

Function 1132 HIGH SCHOOL EXTRACURRICULAR

342	TRAVEL	46,219	52,472	40,000	0.00	34,000	0.00	34,000	0
389	NON INSTRUCTIONAL PROFESSIONAL & TECH	720	0	0	0.00	0	0.00	0	0
300	PURCHASED SERVICES	49,443	54,954	43,000	0.00	35,500	0.00	35,500	0
410	SUPPLIES	152,975	183,102	180,000	0.00	179,848	0.00	179,848	0
460	NON CONSUMABLE SUPPLIES	0	0	10,000	0.00	10,000	0.00	10,000	0
470	COMPUTER SOFTWARE	9,200	10,200	10,000	0.00	9,200	0.00	9,200	0
480	COMPUTER HARDWARE	1,115	0	0	0.00	0	0.00	0	0
400	SUPPLIES & MATERIALS	163,290	193,302	200,000	0.00	199,048	0.00	199,048	0
541	* OVER \$5000 INITIAL EQUIP	0	0	5,000	0.00	0	0.00	0	0
500	CAPITAL OUTLAY	0	0	5,000	0.00	0	0.00	0	0
640	DUES AND FEES	50,740	40,073	33,367	0.00	58,000	0.00	58,000	0
654	STUDENT INSURANCE	1,232	0	2,000	0.00	1,300	0.00	1,300	0
600	OTHER OBJECTS	51,972	40,073	35,367	0.00	59,300	0.00	59,300	0

Total Function 1132 HIGH SCHOOL EXTRACURRICULAR 385,796 440,670 450,000 0.00 460,000 0.00 460,000 0

Function 1220 LIFE SKILLS

111	LICENSED SALARIES	59,353	67,614	72,903	1.00	75,090	1.00	75,090	0
112	CLASSIFIED SALARIES	6,527	0	0	0.00	0	0.00	0	0
130	ADDITIONAL SALARIES	4,367	0	0	0.00	0	0.00	0	0
100	SALARIES	70,247	67,614	72,903	1.00	75,090	1.00	75,090	0
212	PERS EMP 6% MATCH	3,805	4,057	4,374	0.00	4,505	0.00	4,505	0
213	PERS UAL-Bond	0	0	8,399	0.00	9,890	0.00	9,890	0
216	PERS EMPLOYER CONTRIBUTION OPSRP	4,338	3,611	3,893	0.00	9,424	0.00	9,424	0
220	SOCIAL SECURITY	5,293	5,150	5,554	0.00	5,744	0.00	5,744	0
231	WORKERS COMPENSATION	339	305	330	0.00	208	0.00	208	0
232	UNEMPLOYMENT	138	101	1,888	0.00	150	0.00	150	0
233	PFMLI	0	269	290	0.00	300	0.00	300	0
240	EMPLOYEE BENEFITS	16,953	9,207	9,323	0.00	27,377	0.00	27,377	0
241	DENTAL VISION	1,604	739	616	0.00	2,335	0.00	2,335	0
200	ASSOCIATED PAYROLL COSTS	32,472	23,439	34,666	0.00	59,935	0.00	59,935	0
391	ESS Certified Substitutes	3,419	6,704	0	0.00	0	0.00	0	0

Requirements Report

2223 Actuals 2324 Actuals 2425 Adopted 2425 FTE 2526 Proposed 2526 FTE 2526 Approved 2526 Adopted

Fund 200 SPECIAL REVENUE FUNDS

Function 1220 LIFE SKILLS

392	ESS Classified Substitutes	2,420	0	0	0.00	0	0.00	0	0
-----	----------------------------	-------	---	---	------	---	------	---	---

300	PURCHASED SERVICES	5,839	6,704	0	0.00	0	0.00	0	0
------------	---------------------------	--------------	--------------	----------	-------------	----------	-------------	----------	----------

Total Function 1220	LIFE SKILLS	108,558	97,756	107,569	1.00	135,025	1.00	135,025	0
----------------------------	--------------------	----------------	---------------	----------------	-------------	----------------	-------------	----------------	----------

Function 1250 STUDENTS WITH DISABILITIES

111	LICENSED SALARIES	137,588	94,984	173,993	2.00	150,707	2.00	150,707	0
-----	-------------------	---------	--------	---------	------	---------	------	---------	---

112	CLASSIFIED SALARIES	5,482	0	0	0.00	0	0.00	0	0
-----	---------------------	-------	---	---	------	---	------	---	---

130	ADDITIONAL SALARIES	4,634	8,272	4,178	0.00	6,330	0.00	6,330	0
-----	---------------------	-------	-------	-------	------	-------	------	-------	---

100	SALARIES	147,704	103,256	178,171	2.00	157,037	2.00	157,037	0
------------	-----------------	----------------	----------------	----------------	-------------	----------------	-------------	----------------	----------

211	PERS/EMPLOYER CONTRIBUTION T1/2	5,530	6,105	7,256	0.00	14,371	0.00	14,371	0
-----	---------------------------------	-------	-------	-------	------	--------	------	--------	---

212	PERS EMP 6% MATCH	3,110	1,639	5,368	0.00	3,940	0.00	3,940	0
-----	-------------------	-------	-------	-------	------	-------	------	-------	---

213	PERS UAL-Bond	0	0	20,525	0.00	20,684	0.00	20,684	0
-----	---------------	---	---	--------	------	--------	------	--------	---

215	HSA	3,600	600	0	0.00	0	0.00	0	0
-----	-----	-------	-----	---	------	---	------	---	---

216	PERS EMPLOYER CONTRIBUTION OPSRP	3,515	1,459	4,778	0.00	8,242	0.00	8,242	0
-----	----------------------------------	-------	-------	-------	------	-------	------	-------	---

220	SOCIAL SECURITY	11,271	7,787	13,616	0.00	12,013	0.00	12,013	0
-----	-----------------	--------	-------	--------	------	--------	------	--------	---

231	WORKERS COMPENSATION	707	459	803	0.00	434	0.00	434	0
-----	----------------------	-----	-----	-----	------	-----	------	-----	---

232	UNEMPLOYMENT	295	141	4,628	0.00	314	0.00	314	0
-----	--------------	-----	-----	-------	------	-----	------	-----	---

233	PFMLI	0	407	712	0.00	628	0.00	628	0
-----	-------	---	-----	-----	------	-----	------	-----	---

240	EMPLOYEE BENEFITS	14,282	1,188	6,603	0.00	0	0.00	0	0
-----	-------------------	--------	-------	-------	------	---	------	---	---

241	DENTAL VISION	1,577	635	1,337	0.00	0	0.00	0	0
-----	---------------	-------	-----	-------	------	---	------	---	---

245	DISTRICT PAID VOLUNTARY INS	0	0	33	0.00	0	0.00	0	0
-----	-----------------------------	---	---	----	------	---	------	---	---

200	ASSOCIATED PAYROLL COSTS	43,886	20,418	65,659	0.00	60,627	0.00	60,627	0
------------	---------------------------------	---------------	---------------	---------------	-------------	---------------	-------------	---------------	----------

310	PROFESSIONAL AND TECHNICAL SERVICES	0	81,915	0	0.00	20,000	0.00	20,000	0
-----	-------------------------------------	---	--------	---	------	--------	------	--------	---

391	ESS Certified Substitutes	14,290	5,784	7,778	0.00	15,964	0.00	15,964	0
-----	---------------------------	--------	-------	-------	------	--------	------	--------	---

392	ESS Classified Substitutes	511	0	0	0.00	0	0.00	0	0
-----	----------------------------	-----	---	---	------	---	------	---	---

300	PURCHASED SERVICES	14,801	87,699	7,778	0.00	35,964	0.00	35,964	0
------------	---------------------------	---------------	---------------	--------------	-------------	---------------	-------------	---------------	----------

410	SUPPLIES	11,344	9,851	0	0.00	0	0.00	0	0
-----	----------	--------	-------	---	------	---	------	---	---

400	SUPPLIES & MATERIALS	11,344	9,851	0	0.00	0	0.00	0	0
------------	---------------------------------	---------------	--------------	----------	-------------	----------	-------------	----------	----------

Total Function 1250	STUDENTS WITH DISABILITIES	217,735	221,225	251,608	2.00	253,628	2.00	253,628	0
----------------------------	-----------------------------------	----------------	----------------	----------------	-------------	----------------	-------------	----------------	----------

Function 1272 TITLE 1A PROGRAM

111	LICENSED SALARIES	93,323	65,438	70,780	1.00	75,818	1.00	75,818	141 ⁰
-----	-------------------	--------	--------	--------	------	--------	------	--------	------------------

Requirements Report

2223 Actuals 2324 Actuals 2425 Adopted 2425 FTE 2526 Proposed 2526 FTE 2526 Approved 2526 Adopted

Fund 200 SPECIAL REVENUE FUNDS

Function 1272 TITLE 1A PROGRAM

112	CLASSIFIED SALARIES	184,105	227,778	245,037	8.00	260,863	8.00	260,863	0
121	LICENSED SUBSTITUTES	0	103	0	0.00	0	0.00	0	0
130	ADDITIONAL SALARIES	3,531	159	0	0.00	30,099	0.00	30,099	0

100 SALARIES 280,959 293,478 315,817 9.00 366,780 9.00 366,780 0

211	PERS/EMPLOYER CONTRIBUTION T1/2	6,421	3,302	4,554	0.00	6,685	0.00	6,685	0
212	PERS EMP 6% MATCH	15,932	16,506	18,949	0.00	22,007	0.00	22,007	0
213	PERS UAL-Bond	0	0	36,382	0.00	48,309	0.00	48,309	0
215	HSA	5,400	720	720	0.00	720	0.00	720	0
216	PERS EMPLOYER CONTRIBUTION OPSRP	13,749	12,535	13,892	0.00	40,697	0.00	40,697	0
220	SOCIAL SECURITY	21,461	22,542	23,895	0.00	27,978	0.00	27,978	0
231	WORKERS COMPENSATION	1,439	1,399	1,497	0.00	1,074	0.00	1,074	0
232	UNEMPLOYMENT	561	414	8,185	0.00	731	0.00	731	0
233	PFMLI	0	1,178	1,247	0.00	1,463	0.00	1,463	0
240	EMPLOYEE BENEFITS	65,494	73,051	84,337	0.00	88,940	0.00	88,940	0
241	DENTAL VISION	12,517	11,927	11,898	0.00	13,999	0.00	13,999	0
245	DISTRICT PAID VOLUNTARY INS	0	0	7	0.00	0	0.00	0	0

200 ASSOCIATED PAYROLL COSTS 142,974 143,574 205,562 0.00 252,603 0.00 252,603 0

391	ESS Certified Substitutes	0	4,469	0	0.00	0	0.00	0	0
392	ESS Classified Substitutes	7,927	11,412	0	0.00	0	0.00	0	0

300 PURCHASED SERVICES 7,927 15,881 0 0.00 0 0.00 0 0

410	SUPPLIES	5,483	6,981	9,000	0.00	0	0.00	0	0
470	COMPUTER SOFTWARE	6,620	0	0	0.00	0	0.00	0	0

400 SUPPLIES & MATERIALS 12,103 6,981 9,000 0.00 0 0.00 0 0

Total Function 1272 TITLE 1A PROGRAM 443,963 459,915 530,379 9.00 619,383 9.00 619,383 0

Function 1280 ALTERNATIVE EDUCATION

111	LICENSED SALARIES	141,714	162,946	82,807	1.00	85,291	1.00	85,291	0
121	LICENSED SUBSTITUTES	0	146	0	0.00	0	0.00	0	0
130	ADDITIONAL SALARIES	972	0	0	0.00	0	0.00	0	0

100 SALARIES 142,686 163,093 82,807 1.00 85,291 1.00 85,291 0

211	PERS/EMPLOYER CONTRIBUTION T1/2	5,666	13,335	6,774	0.00	13,416	0.00	13,416	0
212	PERS EMP 6% MATCH	8,600	4,973	0	0.00	0	0.00	0	0

Requirements Report

2223 Actuals 2324 Actuals 2425 Adopted 2425 FTE 2526 Proposed 2526 FTE 2526 Approved 2526 Adopted

Fund 200 SPECIAL REVENUE FUNDS

Function 1280 ALTERNATIVE EDUCATION

213	PERS UAL-Bond	0	0	9,539	0.00	11,234	0.00	11,234	0
216	PERS EMPLOYER CONTRIBUTION OPSRP	5,909	4	0	0.00	0	0.00	0	0
220	SOCIAL SECURITY	10,856	12,294	6,335	0.00	6,525	0.00	6,525	0
231	WORKERS COMPENSATION	680	733	373	0.00	233	0.00	233	0
232	UNEMPLOYMENT	284	227	2,153	0.00	171	0.00	171	0
233	PFMLI	0	643	331	0.00	341	0.00	341	0
240	EMPLOYEE BENEFITS	30,825	29,462	11,187	0.00	10,240	0.00	10,240	0
241	DENTAL VISION	3,754	4,280	2,140	0.00	2,181	0.00	2,181	0

200 ASSOCIATED PAYROLL COSTS 66,574 65,951 38,832 0.00 44,342 0.00 44,342 0

310	PROFESSIONAL AND TECHNICAL SERVICES	0	32,316	0	0.00	0	0.00	0	0
342	TRAVEL	239	0	0	0.00	0	0.00	0	0
391	ESS Certified Substitutes	25,327	9,201	0	0.00	0	0.00	0	0

300 PURCHASED SERVICES 25,566 41,517 0 0.00 0 0.00 0 0

410	SUPPLIES	0	141	0	0.00	0	0.00	0	0
470	COMPUTER SOFTWARE	0	40,304	0	0.00	0	0.00	0	0
480	COMPUTER HARDWARE	873	0	0	0.00	0	0.00	0	0

400 SUPPLIES & MATERIALS 873 40,445 0 0.00 0 0.00 0 0

Total Function 1280 ALTERNATIVE EDUCATION 235,700 311,005 121,639 1.00 129,633 1.00 129,633 0

Function 1291 ELL-ORS

112	CLASSIFIED SALARIES	6,925	10,944	24,109	0.70	0	0.00	0	0
130	ADDITIONAL SALARIES	699	0	30,845	0.00	0	0.00	0	0

100 SALARIES 7,623 10,944 54,954 0.70 0 0.00 0 0

211	PERS/EMPLOYER CONTRIBUTION T1/2	0	0	2,893	0.00	0	0.00	0	0
212	PERS EMP 6% MATCH	24	0	3,297	0.00	0	0.00	0	0
213	PERS UAL-Bond	0	0	6,170	0.00	0	0.00	0	0
216	PERS EMPLOYER CONTRIBUTION OPSRP	27	0	1,288	0.00	0	0.00	0	0
220	SOCIAL SECURITY	583	822	4,204	0.00	0	0.00	0	0
231	WORKERS COMPENSATION	39	51	249	0.00	0	0.00	0	0
232	UNEMPLOYMENT	15	16	701	0.00	0	0.00	0	0
233	PFMLI	0	43	220	0.00	0	0.00	0	0
240	EMPLOYEE BENEFITS	0	2,911	5,396	0.00	0	0.00	0	0

Requirements Report

2223 Actuals 2324 Actuals 2425 Adopted 2425 FTE 2526 Proposed 2526 FTE 2526 Approved 2526 Adopted

Fund 200 SPECIAL REVENUE FUNDS

Function 1291 ELL-ORS

241	DENTAL VISION	0	268	383	0.00	0	0.00	0	0
200	ASSOCIATED PAYROLL COSTS	688	4,111	24,800	0.00	0	0.00	0	0
310	PROFESSIONAL AND TECHNICAL SERVICES	0	91	0	0.00	0	0.00	0	0
342	TRAVEL	2,272	0	4,967	0.00	4,500	0.00	4,500	0
351	TELEPHONE	0	1,003	0	0.00	0	0.00	0	0
300	PURCHASED SERVICES	2,272	1,093	4,967	0.00	4,500	0.00	4,500	0
410	SUPPLIES	753	2,248	15,000	0.00	0	0.00	0	0
411	STAFF FOOD	150	0	0	0.00	0	0.00	0	0
420	TEXTBOOKS	0	0	10,000	0.00	0	0.00	0	0
470	COMPUTER SOFTWARE	990	0	5,000	0.00	0	0.00	0	0
480	COMPUTER HARDWARE	7,556	0	10,000	0.00	0	0.00	0	0
400	SUPPLIES & MATERIALS	9,450	2,248	40,000	0.00	0	0.00	0	0
Total Function 1291 ELL-ORS		20,034	18,397	124,721	0.70	4,500	0.00	4,500	0

Function 1400 Summer School Programs

111	LICENSED SALARIES	1,145	0	0	0.00	0	0.00	0	0
130	ADDITIONAL SALARIES	66,331	40,043	0	0.00	90,000	0.00	90,000	0
100	SALARIES	67,476	40,043	0	0.00	90,000	0.00	90,000	0
211	PERS/EMPLOYER CONTRIBUTION T1/2	861	300	0	0.00	13,500	0.00	13,500	0
212	PERS EMP 6% MATCH	3,742	2,368	0	0.00	5,100	0.00	5,100	0
216	PERS EMPLOYER CONTRIBUTION OPSRP	3,674	1,911	0	0.00	0	0.00	0	0
220	SOCIAL SECURITY	5,073	3,061	0	0.00	6,000	0.00	6,000	0
231	WORKERS COMPENSATION	327	187	0	0.00	300	0.00	300	0
232	UNEMPLOYMENT	121	50	0	0.00	190	0.00	190	0
233	PFMLI	0	35	0	0.00	495	0.00	495	0
200	ASSOCIATED PAYROLL COSTS	13,799	7,911	0	0.00	25,585	0.00	25,585	0
310	PROFESSIONAL AND TECHNICAL SERVICES	0	0	0	0.00	45,415	0.00	45,415	0
300	PURCHASED SERVICES	0	0	0	0.00	45,415	0.00	45,415	0
410	SUPPLIES	24,633	7,343	0	0.00	30,000	0.00	30,000	0
460	NON CONSUMABLE SUPPLIES	12,668	0	0	0.00	0	0.00	0	0
400	SUPPLIES & MATERIALS	37,301	7,343	0	0.00	30,000	0.00	30,000	144⁰

Requirements Report

2223 Actuals 2324 Actuals 2425 Adopted 2425 FTE 2526 Proposed 2526 FTE 2526 Approved 2526 Adopted

Fund 200 SPECIAL REVENUE FUNDS

Function 1400 Summer School Programs

640	DUES AND FEES	72,571	0	0	0.00	0	0.00	0	0
-----	---------------	--------	---	---	------	---	------	---	---

600	OTHER OBJECTS	72,571	0	0	0.00	0	0.00	0	0
------------	----------------------	---------------	----------	----------	-------------	----------	-------------	----------	----------

Total Function 1400	Summer School Programs	191,147	55,296	0	0.00	191,000	0.00	191,000	0
----------------------------	-------------------------------	----------------	---------------	----------	-------------	----------------	-------------	----------------	----------

Function 2115 STUDENT SAFETY

460	NON CONSUMABLE SUPPLIES	0	2,230	0	0.00	0	0.00	0	0
-----	-------------------------	---	-------	---	------	---	------	---	---

480	COMPUTER HARDWARE	0	571	0	0.00	0	0.00	0	0
-----	-------------------	---	-----	---	------	---	------	---	---

400	SUPPLIES & MATERIALS	0	2,801	0	0.00	0	0.00	0	0
------------	---------------------------------	----------	--------------	----------	-------------	----------	-------------	----------	----------

Total Function 2115	STUDENT SAFETY	0	2,801	0	0.00	0	0.00	0	0
----------------------------	-----------------------	----------	--------------	----------	-------------	----------	-------------	----------	----------

Function 2120 GUIDANCE SERVICES

011		0	0	0	0.00	72,325	2.00	72,325	0
-----	--	---	---	---	------	--------	------	--------	---

000		0	0	0	0.00	72,325	2.00	72,325	0
------------	--	----------	----------	----------	-------------	---------------	-------------	---------------	----------

111	LICENSED SALARIES	0	0	194,132	3.00	96,122	1.00	96,122	0
-----	-------------------	---	---	---------	------	--------	------	--------	---

112	CLASSIFIED SALARIES	0	0	64,711	0.00	34,111	0.97	34,111	0
-----	---------------------	---	---	--------	------	--------	------	--------	---

130	ADDITIONAL SALARIES	1,500	5,117	0	0.00	0	0.00	0	0
-----	---------------------	-------	-------	---	------	---	------	---	---

100	SALARIES	1,500	5,117	258,843	3.00	130,232	1.97	130,232	0
------------	-----------------	--------------	--------------	----------------	-------------	----------------	-------------	----------------	----------

211	PERS/EMPLOYER CONTRIBUTION T1/2	30	0	7,058	0.00	0	0.00	0	0
-----	---------------------------------	----	---	-------	------	---	------	---	---

212	PERS EMP 6% MATCH	90	307	15,531	0.00	12,153	0.00	12,153	0
-----	-------------------	----	-----	--------	------	--------	------	--------	---

213	PERS UAL-Bond	0	0	22,364	0.00	26,917	0.00	26,917	0
-----	---------------	---	---	--------	------	--------	------	--------	---

215	HSA	0	0	0	0.00	2,925	0.00	2,925	0
-----	-----	---	---	---	------	-------	------	-------	---

216	PERS EMPLOYER CONTRIBUTION OPSRP	82	273	9,215	0.00	25,023	0.00	25,023	0
-----	----------------------------------	----	-----	-------	------	--------	------	--------	---

220	SOCIAL SECURITY	115	391	17,755	0.00	15,552	0.00	15,552	0
-----	-----------------	-----	-----	--------	------	--------	------	--------	---

231	WORKERS COMPENSATION	7	24	1,172	0.00	587	0.00	587	0
-----	----------------------	---	----	-------	------	-----	------	-----	---

232	UNEMPLOYMENT	3	6	6,721	0.00	405	0.00	405	0
-----	--------------	---	---	-------	------	-----	------	-----	---

233	PFMLI	0	0	904	0.00	810	0.00	810	0
-----	-------	---	---	-----	------	-----	------	-----	---

240	EMPLOYEE BENEFITS	0	0	26,911	0.00	61,459	0.00	61,459	0
-----	-------------------	---	---	--------	------	--------	------	--------	---

241	DENTAL VISION	0	0	2,417	0.00	4,997	0.00	4,997	0
-----	---------------	---	---	-------	------	-------	------	-------	---

242	403B	0	0	711	0.00	0	0.00	0	0
-----	------	---	---	-----	------	---	------	---	---

245	DISTRICT PAID VOLUNTARY INS	0	0	160	0.00	0	0.00	0	0
-----	-----------------------------	---	---	-----	------	---	------	---	---

200	ASSOCIATED PAYROLL COSTS	327	1,002	110,918	0.00	150,828	0.00	150,828	0
------------	---------------------------------	------------	--------------	----------------	-------------	----------------	-------------	----------------	----------

342	TRAVEL	8,147	1,036	0	0.00	0	0.00	0	0
-----	--------	-------	-------	---	------	---	------	---	---

Requirements Report

2223 Actuals 2324 Actuals 2425 Adopted 2425 FTE 2526 Proposed 2526 FTE 2526 Approved 2526 Adopted

Fund 200 SPECIAL REVENUE FUNDS

300	PURCHASED SERVICES	8,147	1,036	0	0.00	0	0.00	0	0
410	SUPPLIES	787	3,764	15,187	0.00	0	0.00	0	0
400	SUPPLIES & MATERIALS	787	3,764	15,187	0.00	0	0.00	0	0
Total Function 2120	GUIDANCE SERVICES	10,761	10,919	384,948	3.00	353,385	3.97	353,385	0
Function 2124	INFORMATION SERVICES								
310	PROFESSIONAL AND TECHNICAL SERVICES	15,226	26,432	0	0.00	0	0.00	0	0
300	PURCHASED SERVICES	15,226	26,432	0	0.00	0	0.00	0	0
Total Function 2124	INFORMATION SERVICES	15,226	26,432	0	0.00	0	0.00	0	0
Function 2126	YOUTH TRANSITION PROGRAM								
111	LICENSED SALARIES	76,077	6,319	0	0.00	0	0.00	0	0
112	CLASSIFIED SALARIES	14,385	37,704	69,794	0.75	17,000	0.00	17,000	0
114	MANAGERIAL SALARIES	9,232	6,778	0	0.00	0	0.00	0	0
121	LICENSED SUBSTITUTES	1,106	0	0	0.00	0	0.00	0	0
122	CLASSIFIED SUBSTITUTES	285	10	0	0.00	0	0.00	0	0
130	ADDITIONAL SALARIES	460	0	0	0.00	0	0.00	0	0
100	SALARIES	101,545	50,811	69,794	0.75	17,000	0.00	17,000	0
211	PERS/EMPLOYER CONTRIBUTION T1/2	1,486	3,085	4,804	0.00	0	0.00	0	0
212	PERS EMP 6% MATCH	6,049	3,049	3,394	0.00	0	0.00	0	0
213	PERS UAL-Bond	0	0	6,439	0.00	0	0.00	0	0
215	HSA	1,754	263	0	0.00	0	0.00	0	0
216	PERS EMPLOYER CONTRIBUTION OPSRP	5,874	699	1,388	0.00	0	0.00	0	0
220	SOCIAL SECURITY	7,577	3,792	4,251	0.00	2,700	0.00	2,700	0
231	WORKERS COMPENSATION	513	232	314	0.00	200	0.00	200	0
232	UNEMPLOYMENT	191	84	1,109	0.00	50	0.00	50	0
233	PFMLI	0	144	259	0.00	50	0.00	50	0
240	EMPLOYEE BENEFITS	20,983	19,392	20,770	0.00	0	0.00	0	0
241	DENTAL VISION	2,526	1,666	1,512	0.00	0	0.00	0	0
200	ASSOCIATED PAYROLL COSTS	46,953	32,407	44,241	0.00	3,000	0.00	3,000	0
310	PROFESSIONAL AND TECHNICAL SERVICES	2,017	0	0	0.00	0	0.00	0	0
342	TRAVEL	9,561	2,039	4,000	0.00	0	0.00	0	0
351	TELEPHONE	0	430	0	0.00	0	0.00	0	0

Requirements Report

2223 Actuals 2324 Actuals 2425 Adopted 2425 FTE 2526 Proposed 2526 FTE 2526 Approved 2526 Adopted

Fund 200 SPECIAL REVENUE FUNDS

Function 2126 YOUTH TRANSITION PROGRAM

391	ESS Certified Substitutes	1,773	0	0	0.00	0	0.00	0	0
392	ESS Classified Substitutes	493	0	0	0.00	0	0.00	0	0
300	PURCHASED SERVICES	13,844	2,469	4,000	0.00	0	0.00	0	0
410	SUPPLIES	13,347	405	1,000	0.00	0	0.00	0	0
400	SUPPLIES & MATERIALS	13,347	405	1,000	0.00	0	0.00	0	0

Total Function 2126 YOUTH TRANSITION PROGRAM 175,690 86,093 119,034 0.75 20,000 0.00 20,000 0

Function 2129 OTHER GUIDANCE SERVICES

460	NON CONSUMABLE SUPPLIES	1,239	0	0	0.00	0	0.00	0	0
470	COMPUTER SOFTWARE	1,940	0	0	0.00	0	0.00	0	0
400	SUPPLIES & MATERIALS	3,179	0	0	0.00	0	0.00	0	0

Total Function 2129 OTHER GUIDANCE SERVICES 3,179 0 0 0.00 0 0.00 0 0

Function 2130 HEALTH SERVICES

410	SUPPLIES	10,775	6,219	0	0.00	6,500	0.00	6,500	0
400	SUPPLIES & MATERIALS	10,775	6,219	0	0.00	6,500	0.00	6,500	0

Total Function 2130 HEALTH SERVICES 10,775 6,219 0 0.00 6,500 0.00 6,500 0

Function 2134 NURSE SERVICES

111	LICENSED SALARIES	54,511	62,922	68,056	1.00	72,903	1.00	72,903	0
112	CLASSIFIED SALARIES	14,213	16,820	0	0.00	0	0.00	0	0
122	CLASSIFIED SUBSTITUTES	194	141	0	0.00	0	0.00	0	0
130	ADDITIONAL SALARIES	900	0	0	0.00	0	0.00	0	0
100	SALARIES	69,818	79,883	68,056	1.00	72,903	1.00	72,903	0
212	PERS EMP 6% MATCH	2,203	4,773	4,083	0.00	4,374	0.00	4,374	0
213	PERS UAL-Bond	0	0	7,840	0.00	9,602	0.00	9,602	0
216	PERS EMPLOYER CONTRIBUTION OPSRP	2,512	4,248	3,634	0.00	9,149	0.00	9,149	0
220	SOCIAL SECURITY	5,281	5,767	4,887	0.00	5,037	0.00	5,037	0
231	WORKERS COMPENSATION	339	365	310	0.00	202	0.00	202	0
232	UNEMPLOYMENT	138	107	1,661	0.00	132	0.00	132	0
233	PFMLI	0	301	255	0.00	263	0.00	263	0
240	EMPLOYEE BENEFITS	27,540	27,756	29,736	0.00	26,631	0.00	26,631	0

Requirements Report

2223 Actuals 2324 Actuals 2425 Adopted 2425 FTE 2526 Proposed 2526 FTE 2526 Approved 2526 Adopted

Fund 200 SPECIAL REVENUE FUNDS

Function 2134 NURSE SERVICES

241	DENTAL VISION	3,378	0	0	0.00	0	0.00	0	0
200	ASSOCIATED PAYROLL COSTS	41,391	43,317	52,407	0.00	55,390	0.00	55,390	0
389	NON INSTRUCTIONAL PROFESSIONAL & TECH	1,188	0	0	0.00	0	0.00	0	0
300	PURCHASED SERVICES	1,188	0	0	0.00	0	0.00	0	0
410	SUPPLIES	1,869	0	0	0.00	0	0.00	0	0
400	SUPPLIES & MATERIALS	1,869	0	0	0.00	0	0.00	0	0

Total Function 2134 NURSE SERVICES 114,265 123,199 120,463 1.00 128,293 1.00 128,293 0

Function 2150 SPEECH PATHOLOGY

130	ADDITIONAL SALARIES	600	0	0	0.00	0	0.00	0	0
100	SALARIES	600	0	0	0.00	0	0.00	0	0
212	PERS EMP 6% MATCH	36	0	0	0.00	0	0.00	0	0
216	PERS EMPLOYER CONTRIBUTION OPSRP	41	0	0	0.00	0	0.00	0	0
220	SOCIAL SECURITY	46	0	0	0.00	0	0.00	0	0
231	WORKERS COMPENSATION	3	0	0	0.00	0	0.00	0	0
232	UNEMPLOYMENT	1	0	0	0.00	0	0.00	0	0
200	ASSOCIATED PAYROLL COSTS	127	0	0	0.00	0	0.00	0	0

Total Function 2150 SPEECH PATHOLOGY 727 0 0 0.00 0 0.00 0 0

Function 2190 SERVICE DIRECTION, STUDENT SUPPORT

130	ADDITIONAL SALARIES	600	0	0	0.00	0	0.00	0	0
100	SALARIES	600	0	0	0.00	0	0.00	0	0
211	PERS/EMPLOYER CONTRIBUTION T1/2	60	0	0	0.00	0	0.00	0	0
212	PERS EMP 6% MATCH	36	0	0	0.00	0	0.00	0	0
220	SOCIAL SECURITY	46	0	0	0.00	0	0.00	0	0
231	WORKERS COMPENSATION	3	0	0	0.00	0	0.00	0	0
232	UNEMPLOYMENT	1	0	0	0.00	0	0.00	0	0
200	ASSOCIATED PAYROLL COSTS	146	0	0	0.00	0	0.00	0	0

Total Function 2190 SERVICE DIRECTION, STUDENT SUPPORT 746 0 0 0.00 0 0.00 0 0

Function 2210 IMPROVEMENT OF INSTR. SERVICES

Requirements Report

2223 Actuals 2324 Actuals 2425 Adopted 2425 FTE 2526 Proposed 2526 FTE 2526 Approved 2526 Adopted

Fund 200 SPECIAL REVENUE FUNDS

Function 2210 IMPROVEMENT OF INSTR. SERVICES

111	LICENSED SALARIES	72,494	79,758	82,807	1.00	92,425	1.00	92,425	0
130	ADDITIONAL SALARIES	14,016	0	0	0.00	0	0.00	0	0
100	SALARIES	86,510	79,758	82,807	1.00	92,425	1.00	92,425	0
211	PERS/EMPLOYER CONTRIBUTION T1/2	7,258	6,524	6,774	0.00	14,538	0.00	14,538	0
212	PERS EMP 6% MATCH	3,098	4,785	4,968	0.00	5,546	0.00	5,546	0
213	PERS UAL-Bond	0	0	9,539	0.00	12,174	0.00	12,174	0
215	HSA	1,800	3,600	3,600	0.00	3,600	0.00	3,600	0
216	PERS EMPLOYER CONTRIBUTION OPSRP	928	0	0	0.00	0	0.00	0	0
220	SOCIAL SECURITY	6,554	5,972	6,204	0.00	6,931	0.00	6,931	0
231	WORKERS COMPENSATION	416	359	373	0.00	253	0.00	253	0
232	UNEMPLOYMENT	142	111	2,109	0.00	181	0.00	181	0
233	PFMLI	0	312	324	0.00	362	0.00	362	0
240	EMPLOYEE BENEFITS	3,439	6,654	8,634	0.00	7,600	0.00	7,600	0
241	DENTAL VISION	953	1,913	1,913	0.00	1,954	0.00	1,954	0
200	ASSOCIATED PAYROLL COSTS	24,589	30,229	44,438	0.00	53,139	0.00	53,139	0
310	PROFESSIONAL AND TECHNICAL SERVICES	0	0	111,137	0.00	150,000	0.00	150,000	0
342	TRAVEL	89,848	6,331	0	0.00	0	0.00	0	0
300	PURCHASED SERVICES	89,848	6,331	111,137	0.00	150,000	0.00	150,000	0
410	SUPPLIES	20,193	1,541	0	0.00	0	0.00	0	0
411	STAFF FOOD	1,080	0	0	0.00	0	0.00	0	0
400	SUPPLIES & MATERIALS	21,273	1,541	0	0.00	0	0.00	0	0
520	* OVER \$5000 BUILDING ACQUISITION	16,950	0	0	0.00	0	0.00	0	0
500	CAPITAL OUTLAY	16,950	0	0	0.00	0	0.00	0	0

Total Function 2210 IMPROVEMENT OF INSTR. SERVICES 239,169 117,859 238,382 1.00 295,565 1.00 295,565 0

Function 2211 INSTRUCTIONAL SERVICES

243	TUITION REIMBURSEMENT	21,445	23,103	41,000	0.00	41,000	0.00	41,000	0
-----	-----------------------	--------	--------	--------	------	--------	------	--------	---

200 ASSOCIATED PAYROLL COSTS 21,445 23,103 41,000 0.00 41,000 0.00 41,000 0

Total Function 2211 INSTRUCTIONAL SERVICES 21,445 23,103 41,000 0.00 41,000 0.00 41,000 0

Function 2220 EDUCATIONAL MEDIA SERVICES

Requirements Report

2223 Actuals 2324 Actuals 2425 Adopted 2425 FTE 2526 Proposed 2526 FTE 2526 Approved 2526 Adopted

Fund 200 SPECIAL REVENUE FUNDS

Function 2220 EDUCATIONAL MEDIA SERVICES

130	ADDITIONAL SALARIES	900	0	0	0.00	0	0.00	0	0
100	SALARIES	900	0	0	0.00	0	0.00	0	0
211	PERS/EMPLOYER CONTRIBUTION T1/2	30	0	0	0.00	0	0.00	0	0
212	PERS EMP 6% MATCH	36	0	0	0.00	0	0.00	0	0
216	PERS EMPLOYER CONTRIBUTION OPSRP	21	0	0	0.00	0	0.00	0	0
220	SOCIAL SECURITY	69	0	0	0.00	0	0.00	0	0
231	WORKERS COMPENSATION	4	0	0	0.00	0	0.00	0	0
232	UNEMPLOYMENT	2	0	0	0.00	0	0.00	0	0
200	ASSOCIATED PAYROLL COSTS	161	0	0	0.00	0	0.00	0	0
430	LIBRARY BOOKS	0	0	5,000	0.00	6,500	0.00	6,500	0
400	SUPPLIES & MATERIALS	0	0	5,000	0.00	6,500	0.00	6,500	0

Total Function 2220 EDUCATIONAL MEDIA SERVICES 1,061 0 5,000 0.00 6,500 0.00 6,500 0

Function 2230 ASSESSMENT AND TRAINING

470	COMPUTER SOFTWARE	14,500	14,500	0	0.00	0	0.00	0	0
400	SUPPLIES & MATERIALS	14,500	14,500	0	0.00	0	0.00	0	0

Total Function 2230 ASSESSMENT AND TRAINING 14,500 14,500 0 0.00 0 0.00 0 0

Function 2240 INSTR. STAFF DEVELOPMENT

310	PROFESSIONAL AND TECHNICAL SERVICES	109,600	105,800	89,009	0.00	0	0.00	0	0
342	TRAVEL	10,214	14,717	16,491	0.00	10,000	0.00	10,000	0
389	NON INSTRUCTIONAL PROFESSIONAL & TECH	40,100	0	80,000	0.00	0	0.00	0	0
391	ESS Certified Substitutes	9,491	0	0	0.00	0	0.00	0	0
392	ESS Classified Substitutes	879	0	0	0.00	0	0.00	0	0
300	PURCHASED SERVICES	170,284	120,517	185,500	0.00	10,000	0.00	10,000	0
410	SUPPLIES	3,230	172	500	0.00	500	0.00	500	0
400	SUPPLIES & MATERIALS	3,230	172	500	0.00	500	0.00	500	0

Total Function 2240 INSTR. STAFF DEVELOPMENT 173,514 120,689 186,000 0.00 10,500 0.00 10,500 0

Function 2321 OFFICE OF THE SUPERINTENDENT

130	ADDITIONAL SALARIES	5,702	0	0	0.00	0	0.00	0	0
-----	---------------------	-------	---	---	------	---	------	---	---

Requirements Report

2223 Actuals 2324 Actuals 2425 Adopted 2425 FTE 2526 Proposed 2526 FTE 2526 Approved 2526 Adopted

Fund 200 SPECIAL REVENUE FUNDS

100	SALARIES	5,702	0	0	0.00	0	0.00	0	0
211	PERS/EMPLOYER CONTRIBUTION T1/2	527	0	0	0.00	0	0.00	0	0
212	PERS EMP 6% MATCH	324	0	0	0.00	0	0.00	0	0
216	PERS EMPLOYER CONTRIBUTION OPSRP	7	0	0	0.00	0	0.00	0	0
220	SOCIAL SECURITY	436	0	0	0.00	0	0.00	0	0
231	WORKERS COMPENSATION	26	0	0	0.00	0	0.00	0	0
232	UNEMPLOYMENT	11	0	0	0.00	0	0.00	0	0
200	ASSOCIATED PAYROLL COSTS	1,332	0	0	0.00	0	0.00	0	0
342	TRAVEL	2,890	0	0	0.00	0	0.00	0	0
300	PURCHASED SERVICES	2,890	0	0	0.00	0	0.00	0	0
411	STAFF FOOD	656	0	0	0.00	0	0.00	0	0
400	SUPPLIES & MATERIALS	656	0	0	0.00	0	0.00	0	0
Total Function 2321	OFFICE OF THE SUPERINTENDENT	10,580	0	0	0.00	0	0.00	0	0
Function 2410	OFFICE OF THE PRINCIPAL								
114	MANAGERIAL SALARIES	73,065	80,697	85,441	1.00	77,936	1.00	77,936	0
130	ADDITIONAL SALARIES	4,800	0	0	0.00	0	0.00	0	0
100	SALARIES	77,865	80,697	85,441	1.00	77,936	1.00	77,936	0
211	PERS/EMPLOYER CONTRIBUTION T1/2	119	0	0	0.00	0	0.00	0	0
212	PERS EMP 6% MATCH	4,654	4,842	5,126	0.00	4,676	0.00	4,676	0
213	PERS UAL-Bond	0	0	9,843	0.00	10,265	0.00	10,265	0
216	PERS EMPLOYER CONTRIBUTION OPSRP	5,223	4,309	4,563	0.00	9,781	0.00	9,781	0
220	SOCIAL SECURITY	5,785	6,001	6,363	0.00	5,790	0.00	5,790	0
231	WORKERS COMPENSATION	375	366	387	0.00	216	0.00	216	0
232	UNEMPLOYMENT	151	124	2,163	0.00	151	0.00	151	0
233	PFMLI	0	264	333	0.00	303	0.00	303	0
240	EMPLOYEE BENEFITS	0	0	0	0.00	23,572	0.00	23,572	0
241	DENTAL VISION	0	0	0	0.00	2,499	0.00	2,499	0
242	403B	0	0	1,452	0.00	1,541	0.00	1,541	0
245	DISTRICT PAID VOLUNTARY INS	98	118	118	0.00	118	0.00	118	0
200	ASSOCIATED PAYROLL COSTS	16,406	16,023	30,346	0.00	58,911	0.00	58,911	0
342	TRAVEL	457	0	0	0.00	0	0.00	0	0

Requirements Report

2223 Actuals 2324 Actuals 2425 Adopted 2425 FTE 2526 Proposed 2526 FTE 2526 Approved 2526 Adopted

Fund 200 SPECIAL REVENUE FUNDS

300	PURCHASED SERVICES	457	0	0	0.00	0	0.00	0	0
Total Function 2410	OFFICE OF THE PRINCIPAL	94,727	96,720	115,787	1.00	136,847	1.00	136,847	0
Function 2520	FISCAL SERVICES								
130	ADDITIONAL SALARIES	750	0	0	0.00	0	0.00	0	0
100	SALARIES	750	0	0	0.00	0	0.00	0	0
211	PERS/EMPLOYER CONTRIBUTION T1/2	30	0	0	0.00	0	0.00	0	0
212	PERS EMP 6% MATCH	45	0	0	0.00	0	0.00	0	0
216	PERS EMPLOYER CONTRIBUTION OPSRP	31	0	0	0.00	0	0.00	0	0
220	SOCIAL SECURITY	57	0	0	0.00	0	0.00	0	0
231	WORKERS COMPENSATION	3	0	0	0.00	0	0.00	0	0
232	UNEMPLOYMENT	2	0	0	0.00	0	0.00	0	0
200	ASSOCIATED PAYROLL COSTS	168	0	0	0.00	0	0.00	0	0
411	STAFF FOOD	635	0	0	0.00	0	0.00	0	0
400	SUPPLIES & MATERIALS	635	0	0	0.00	0	0.00	0	0
690	GRANT INDIRECT CHARGES	133,649	126,133	133,504	0.00	110,100	0.00	110,100	0
600	OTHER OBJECTS	133,649	126,133	133,504	0.00	110,100	0.00	110,100	0
Total Function 2520	FISCAL SERVICES	135,202	126,133	133,504	0.00	110,100	0.00	110,100	0
Function 2542	CARE AND UPKEEP OF BUILDINGS								
130	ADDITIONAL SALARIES	3,300	0	0	0.00	0	0.00	0	0
100	SALARIES	3,300	0	0	0.00	0	0.00	0	0
211	PERS/EMPLOYER CONTRIBUTION T1/2	60	0	0	0.00	0	0.00	0	0
212	PERS EMP 6% MATCH	162	0	0	0.00	0	0.00	0	0
216	PERS EMPLOYER CONTRIBUTION OPSRP	144	0	0	0.00	0	0.00	0	0
220	SOCIAL SECURITY	252	0	0	0.00	0	0.00	0	0
231	WORKERS COMPENSATION	113	0	0	0.00	0	0.00	0	0
232	UNEMPLOYMENT	7	0	0	0.00	0	0.00	0	0
200	ASSOCIATED PAYROLL COSTS	737	0	0	0.00	0	0.00	0	0
Total Function 2542	CARE AND UPKEEP OF BUILDINGS	4,037	0	0	0.00	0	0.00	0	0

Function 2543 CARE & UPKEEP OF GROUNDS

Requirements Report

2223 Actuals 2324 Actuals 2425 Adopted 2425 FTE 2526 Proposed 2526 FTE 2526 Approved 2526 Adopted

Fund 200 SPECIAL REVENUE FUNDS

Function 2543 CARE & UPKEEP OF GROUNDS

130	ADDITIONAL SALARIES	300	0	0	0.00	0	0.00	0	0
100	SALARIES	300	0	0	0.00	0	0.00	0	0
212	PERS EMP 6% MATCH	18	0	0	0.00	0	0.00	0	0
216	PERS EMPLOYER CONTRIBUTION OPSRP	21	0	0	0.00	0	0.00	0	0
220	SOCIAL SECURITY	23	0	0	0.00	0	0.00	0	0
231	WORKERS COMPENSATION	10	0	0	0.00	0	0.00	0	0
232	UNEMPLOYMENT	1	0	0	0.00	0	0.00	0	0
200	ASSOCIATED PAYROLL COSTS	72	0	0	0.00	0	0.00	0	0
480	COMPUTER HARDWARE	0	995	0	0.00	0	0.00	0	0
400	SUPPLIES & MATERIALS	0	995	0	0.00	0	0.00	0	0
Total Function 2543	CARE & UPKEEP OF GROUNDS	372	995	0	0.00	0	0.00	0	0

Function 2544 MAINTENANCE SERVICES

130	ADDITIONAL SALARIES	600	0	0	0.00	0	0.00	0	0
100	SALARIES	600	0	0	0.00	0	0.00	0	0
212	PERS EMP 6% MATCH	36	0	0	0.00	0	0.00	0	0
216	PERS EMPLOYER CONTRIBUTION OPSRP	41	0	0	0.00	0	0.00	0	0
220	SOCIAL SECURITY	46	0	0	0.00	0	0.00	0	0
231	WORKERS COMPENSATION	21	0	0	0.00	0	0.00	0	0
232	UNEMPLOYMENT	1	0	0	0.00	0	0.00	0	0
200	ASSOCIATED PAYROLL COSTS	145	0	0	0.00	0	0.00	0	0
310	PROFESSIONAL AND TECHNICAL SERVICES	0	1,562	0	0.00	0	0.00	0	0
322	REPAIR AND MAINTENANCE	210,814	137,045	198,000	0.00	150,000	0.00	150,000	0
342	TRAVEL	254	0	0	0.00	0	0.00	0	0
353	POSTAGE	33	0	0	0.00	0	0.00	0	0
389	NON INSTRUCTIONAL PROFESSIONAL & TECH	23,603	22,096	45,000	0.00	25,000	0.00	25,000	0
300	PURCHASED SERVICES	234,704	160,703	243,000	0.00	175,000	0.00	175,000	0
410	SUPPLIES	11,071	14,536	75,000	0.00	50,000	0.00	50,000	0
411	STAFF FOOD	185	0	0	0.00	0	0.00	0	0
460	NON CONSUMABLE SUPPLIES	0	0	100,000	0.00	100,000	0.00	100,000	0
470	COMPUTER SOFTWARE	3,000	14,287	0	0.00	0	0.00	0	0

Requirements Report

2223 Actuals 2324 Actuals 2425 Adopted 2425 FTE 2526 Proposed 2526 FTE 2526 Approved 2526 Adopted

Fund 200 SPECIAL REVENUE FUNDS

400	SUPPLIES & MATERIALS	14,256	28,823	175,000	0.00	150,000	0.00	150,000	0
520	* OVER \$5000 BUILDING ACQUISITION	0	0	50,000	0.00	0	0.00	0	0
530	* OVER \$5000 NOT BLD IMPROVEMENTS	69,543	0	0	0.00	0	0.00	0	0
541	* OVER \$5000 INITIAL EQUIP	20,840	465,693	0	0.00	0	0.00	0	0
500	CAPITAL OUTLAY	90,383	465,693	50,000	0.00	0	0.00	0	0
640	DUES AND FEES	3,235	1,563	0	0.00	0	0.00	0	0
600	OTHER OBJECTS	3,235	1,563	0	0.00	0	0.00	0	0
<hr/>									
Total Function 2544	MAINTENANCE SERVICES	343,323	656,782	468,000	0.00	325,000	0.00	325,000	0
Function 2550	STUDENT TRANSPORTATION SERVICES								
112	CLASSIFIED SALARIES	6,511	0	893	0.00	4,400	0.00	4,400	0
130	ADDITIONAL SALARIES	10,604	5,757	0	0.00	0	0.00	0	0
100	SALARIES	17,115	5,757	893	0.00	4,400	0.00	4,400	0
211	PERS/EMPLOYER CONTRIBUTION T1/2	98	195	0	0.00	0	0.00	0	0
212	PERS EMP 6% MATCH	874	296	54	0.00	240	0.00	240	0
213	PERS UAL-Bond	0	0	98	0.00	500	0.00	500	0
216	PERS EMPLOYER CONTRIBUTION OPSRP	963	191	84	0.00	536	0.00	536	0
220	SOCIAL SECURITY	1,221	440	68	0.00	300	0.00	300	0
231	WORKERS COMPENSATION	854	286	4	0.00	10	0.00	10	0
232	UNEMPLOYMENT	19	9	2	0.00	4	0.00	4	0
233	PFMLI	0	10	4	0.00	10	0.00	10	0
200	ASSOCIATED PAYROLL COSTS	4,029	1,426	313	0.00	1,600	0.00	1,600	0
410	SUPPLIES	718	0	0	0.00	0	0.00	0	0
411	STAFF FOOD	1,100	0	0	0.00	0	0.00	0	0
400	SUPPLIES & MATERIALS	1,818	0	0	0.00	0	0.00	0	0
564	* OVER \$ 5000 BUS & CAPITAL BUS IMPROV	49,021	0	0	0.00	0	0.00	0	0
500	CAPITAL OUTLAY	49,021	0	0	0.00	0	0.00	0	0
<hr/>									
Total Function 2550	STUDENT TRANSPORTATION SERVICES	71,983	7,183	1,206	0.00	6,000	0.00	6,000	0
Function 2630	INFORMATION SERVICES								
130	ADDITIONAL SALARIES	348	0	0	0.00	0	0.00	0	0
100	SALARIES	348	0	0	0.00	0	0.00	0	1540

Requirements Report

2223 Actuals 2324 Actuals 2425 Adopted 2425 FTE 2526 Proposed 2526 FTE 2526 Approved 2526 Adopted

Fund 200 SPECIAL REVENUE FUNDS

Function 2630 INFORMATION SERVICES

212	PERS EMP 6% MATCH	21	0	0	0.00	0	0.00	0	0
216	PERS EMPLOYER CONTRIBUTION OPSRP	24	0	0	0.00	0	0.00	0	0
220	SOCIAL SECURITY	27	0	0	0.00	0	0.00	0	0
231	WORKERS COMPENSATION	2	0	0	0.00	0	0.00	0	0
232	UNEMPLOYMENT	1	0	0	0.00	0	0.00	0	0

200 ASSOCIATED PAYROLL COSTS 74 0 0 0.00 0 0.00 0 0

353	POSTAGE	2,931	0	0	0.00	0	0.00	0	0
354	ADVERTISING	5,580	0	0	0.00	0	0.00	0	0

300 PURCHASED SERVICES 8,511 0 0 0.00 0 0.00 0 0

410	SUPPLIES	1,040	0	0	0.00	0	0.00	0	0
480	COMPUTER HARDWARE	0	16,136	0	0.00	0	0.00	0	0

400 SUPPLIES & MATERIALS 1,040 16,136 0 0.00 0 0.00 0 0

640	DUES AND FEES	85	410	0	0.00	0	0.00	0	0
-----	---------------	----	-----	---	------	---	------	---	---

600 OTHER OBJECTS 85 410 0 0.00 0 0.00 0 0

Total Function 2630 INFORMATION SERVICES 10,059 16,546 0 0.00 0 0.00 0 0

Function 2640 STAFF SERVICES

410	SUPPLIES	4,628	0	0	0.00	0	0.00	0	0
411	STAFF FOOD	2,258	0	0	0.00	0	0.00	0	0
460	NON CONSUMABLE SUPPLIES	6,543	783	0	0.00	0	0.00	0	0

400 SUPPLIES & MATERIALS 13,428 783 0 0.00 0 0.00 0 0

Total Function 2640 STAFF SERVICES 13,428 783 0 0.00 0 0.00 0 0

Function 2649 OTHER STAFF SERVICES

410	SUPPLIES	4,868	0	0	0.00	0	0.00	0	0
-----	----------	-------	---	---	------	---	------	---	---

400 SUPPLIES & MATERIALS 4,868 0 0 0.00 0 0.00 0 0

Total Function 2649 OTHER STAFF SERVICES 4,868 0 0 0.00 0 0.00 0 0

Function 2660 TECHNOLOGY SERVICES

130	ADDITIONAL SALARIES	2,458	7,443	2,506	0.00	0	0.00	0	0
-----	---------------------	-------	-------	-------	------	---	------	---	---

100 SALARIES 2,458 7,443 2,506 0.00 0 0.00 0 155⁰

Requirements Report

2223 Actuals 2324 Actuals 2425 Adopted 2425 FTE 2526 Proposed 2526 FTE 2526 Approved 2526 Adopted

Fund 200 SPECIAL REVENUE FUNDS

Function 2660 TECHNOLOGY SERVICES

211	PERS/EMPLOYER CONTRIBUTION T1/2	30	0	0	0.00	0	0.00	0	0
212	PERS EMP 6% MATCH	130	447	150	0.00	0	0.00	0	0
213	PERS UAL-Bond	0	0	289	0.00	0	0.00	0	0
216	PERS EMPLOYER CONTRIBUTION OPSRP	127	397	134	0.00	0	0.00	0	0
220	SOCIAL SECURITY	187	563	190	0.00	0	0.00	0	0
231	WORKERS COMPENSATION	12	34	12	0.00	0	0.00	0	0
232	UNEMPLOYMENT	5	11	64	0.00	0	0.00	0	0
233	PFMLI	0	29	10	0.00	0	0.00	0	0

200 ASSOCIATED PAYROLL COSTS 490 1,482 848 0.00 0 0.00 0 0

359	Other Communication Services	24,388	22,538	15,000	0.00	0	0.00	0	0
389	NON INSTRUCTIONAL PROFESSIONAL & TECH	20,152	0	4,000	0.00	0	0.00	0	0

300 PURCHASED SERVICES 44,539 22,538 19,000 0.00 0 0.00 0 0

411	STAFF FOOD	62	0	0	0.00	0	0.00	0	0
480	COMPUTER HARDWARE	111,708	71,168	93,680	0.00	28,867	0.00	28,867	0

400 SUPPLIES & MATERIALS 111,770 71,168 93,680 0.00 28,867 0.00 28,867 0

550	* OVER \$ 5000 DEPR. TECH	56,804	20,650	0	0.00	0	0.00	0	0
-----	---------------------------	--------	--------	---	------	---	------	---	---

500 CAPITAL OUTLAY 56,804 20,650 0 0.00 0 0.00 0 0

Total Function 2660 TECHNOLOGY SERVICES 216,062 123,281 116,035 0.00 28,867 0.00 28,867 0

Function 2661 TECHNOLOGY DIRECTOR

130	ADDITIONAL SALARIES	300	0	0	0.00	0	0.00	0	0
-----	---------------------	-----	---	---	------	---	------	---	---

100 SALARIES 300 0 0 0.00 0 0.00 0 0

220	SOCIAL SECURITY	23	0	0	0.00	0	0.00	0	0
231	WORKERS COMPENSATION	1	0	0	0.00	0	0.00	0	0
232	UNEMPLOYMENT	1	0	0	0.00	0	0.00	0	0

200 ASSOCIATED PAYROLL COSTS 25 0 0 0.00 0 0.00 0 0

Total Function 2661 TECHNOLOGY DIRECTOR 325 0 0 0.00 0 0.00 0 0

Function 3100 FOOD SERVICES

112	CLASSIFIED SALARIES	183,462	208,408	209,326	6.75	227,645	6.75	227,645	0
114	MANAGERIAL SALARIES	65,709	76,519	79,580	1.00	81,967	1.00	81,967	0
130	ADDITIONAL SALARIES	3,600	0	0	0.00	0	0.00	0	0

Requirements Report

2223 Actuals 2324 Actuals 2425 Adopted 2425 FTE 2526 Proposed 2526 FTE 2526 Approved 2526 Adopted

Fund 200 SPECIAL REVENUE FUNDS

100	SALARIES	252,771	284,927	288,906	7.75	309,612	7.75	309,612	0
211	PERS/EMPLOYER CONTRIBUTION T1/2	5,215	5,271	5,384	0.00	11,453	0.00	11,453	0
212	PERS EMP 6% MATCH	14,724	17,041	17,334	0.00	18,577	0.00	18,577	0
213	PERS UAL-Bond	3,428	43,441	33,282	0.00	40,780	0.00	40,780	0
215	HSA	0	480	0	0.00	720	0.00	720	0
216	PERS EMPLOYER CONTRIBUTION OPSRP	13,201	11,726	11,913	0.00	29,719	0.00	29,719	0
220	SOCIAL SECURITY	19,735	21,610	21,893	0.00	23,382	0.00	23,382	0
231	WORKERS COMPENSATION	8,418	8,476	8,443	0.00	5,731	0.00	5,731	0
232	UNEMPLOYMENT	499	412	7,441	0.00	611	0.00	611	0
233	PFMLI	0	1,065	1,145	0.00	1,222	0.00	1,222	0
240	EMPLOYEE BENEFITS	62,955	68,818	59,512	0.00	69,149	0.00	69,149	0
241	DENTAL VISION	7,748	6,048	5,091	0.00	4,857	0.00	4,857	0
242	403B	0	0	0	0.00	1,639	0.00	1,639	0
245	DISTRICT PAID VOLUNTARY INS	98	118	118	0.00	118	0.00	118	0
200	ASSOCIATED PAYROLL COSTS	136,021	184,506	171,556	0.00	207,959	0.00	207,959	0
322	REPAIR AND MAINTENANCE	7,159	6,300	10,000	0.00	10,000	0.00	10,000	0
328	GARBAGE	30,948	31,913	30,000	0.00	30,000	0.00	30,000	0
342	TRAVEL	588	212	1,000	0.00	1,000	0.00	1,000	0
351	TELEPHONE	1,927	1,853	2,000	0.00	2,000	0.00	2,000	0
389	NON INSTRUCTIONAL PROFESSIONAL & TECH	2,704	247	0	0.00	0	0.00	0	0
392	ESS Classified Substitutes	1,941	6,894	3,000	0.00	3,000	0.00	3,000	0
300	PURCHASED SERVICES	45,266	47,419	46,000	0.00	46,000	0.00	46,000	0
410	SUPPLIES	10,272	7,238	5,000	0.00	5,000	0.00	5,000	0
411	STAFF FOOD	573	0	0	0.00	0	0.00	0	0
415	COMMODITIES	0	0	35,000	0.00	35,000	0.00	35,000	0
450	FOOD	385,067	409,991	376,500	0.00	381,000	0.00	381,000	0
460	NON CONSUMABLE SUPPLIES	14,842	6,409	9,658	0.00	2,000	0.00	2,000	0
470	COMPUTER SOFTWARE	3,681	2,412	2,000	0.00	2,000	0.00	2,000	0
400	SUPPLIES & MATERIALS	414,436	426,050	428,158	0.00	425,000	0.00	425,000	0
640	DUES AND FEES	3,329	2,252	3,000	0.00	3,000	0.00	3,000	0
600	OTHER OBJECTS	3,329	2,252	3,000	0.00	3,000	0.00	3,000	0
Total Function 3100	FOOD SERVICES	851,822	945,154	937,620	7.75	991,571	7.75	991,571	0

Requirements Report

2223 Actuals 2324 Actuals 2425 Adopted 2425 FTE 2526 Proposed 2526 FTE 2526 Approved 2526 Adopted

Fund 200 SPECIAL REVENUE FUNDS

Function 3300 COMMUNITY SERVICES

310	PROFESSIONAL AND TECHNICAL SERVICES	17,227	32,798	46,524	0.00	42,000	0.00	42,000	0
342	TRAVEL	3,274	0	0	0.00	0	0.00	0	0
389	NON INSTRUCTIONAL PROFESSIONAL & TECH	2,000	0	0	0.00	0	0.00	0	0

300 PURCHASED SERVICES 22,501 32,798 46,524 0.00 42,000 0.00 42,000 0

410	SUPPLIES	8,535	19,873	34,628	0.00	15,000	0.00	15,000	0
411	STAFF FOOD	190	0	0	0.00	0	0.00	0	0
460	NON CONSUMABLE SUPPLIES	0	1,648	0	0.00	0	0.00	0	0
480	COMPUTER HARDWARE	1,549	0	0	0.00	0	0.00	0	0

400 SUPPLIES & MATERIALS 10,275 21,521 34,628 0.00 15,000 0.00 15,000 0

640	DUES AND FEES	500	0	0	0.00	0	0.00	0	0
-----	---------------	-----	---	---	------	---	------	---	---

600 OTHER OBJECTS 500 0 0 0.00 0 0.00 0 0

Total Function 3300 COMMUNITY SERVICES 33,275 54,319 81,152 0.00 57,000 0.00 57,000 0

Function 4150 BLDG ACQUISITION, CONTR. & IMPROVEMENT

520	* OVER \$5000 BUILDING ACQUISITION	488,876	317,786	50,000	0.00	0	0.00	0	0
-----	------------------------------------	---------	---------	--------	------	---	------	---	---

500 CAPITAL OUTLAY 488,876 317,786 50,000 0.00 0 0.00 0 0

Total Function 4150 BLDG ACQUISITION, CONTR. & IMPROVEMENT 488,876 317,786 50,000 0.00 0 0.00 0 0

Function 5110 DEBT SERVICE

610	REDEMPTION OF PRINCIPAL	42,403	55,013	101,169	0.00	101,169	0.00	101,169	0
-----	-------------------------	--------	--------	---------	------	---------	------	---------	---

600 OTHER OBJECTS 42,403 55,013 101,169 0.00 101,169 0.00 101,169 0

Total Function 5110 DEBT SERVICE 42,403 55,013 101,169 0.00 101,169 0.00 101,169 0

Function 5400 PERS UAL LUMP SUM PAYMENT TO PERS

680	PERS UAL LUMP SUM PAYMENT TO PERS	0	0	0	0.00	1,000,000	0.00	1,000,000	0
-----	-----------------------------------	---	---	---	------	-----------	------	-----------	---

600 OTHER OBJECTS 0 0 0 0.00 1,000,000 0.00 1,000,000 0

Total Function 5400 PERS UAL LUMP SUM PAYMENT TO PERS 0 0 0 0.00 1,000,000 0.00 1,000,000 0

Function 7000 UNAPPROPRIATED ENDING FUND BALANCE

820	RESERVED FOR NEXT YEAR	4,373,743	4,598,410	857,180	0.00	2,222,958	0.00	2,222,958	0
-----	------------------------	-----------	-----------	---------	------	-----------	------	-----------	---

Requirements Report

		2223 Actuals	2324 Actuals	2425 Adopted	2425 FTE	2526 Proposed	2526 FTE	2526 Approved	2526 Adopted
<hr/>									
Fund 200	SPECIAL REVENUE FUNDS								
800	OTHER USES OF FUNDS	4,373,743	4,598,410	857,180	0.00	2,222,958	0.00	2,222,958	0
Total Function 7000	UNAPPROPRIATED ENDING FUND BALANCE	4,373,743	4,598,410	857,180	0.00	2,222,958	0.00	2,222,958	0
<hr/>									
Total Fund 200	SPECIAL REVENUE FUNDS	11,097,488	10,850,312	7,434,188	40.43	9,411,953	37.22	9,411,953	0

THIS PAGE INTENTIONALLY LEFT BLANK

DEBT SERVICE FUNDS



300 FUND-DEBT SERVICE FUND

The Debt Service Fund provides a means to receive money and make payments on principal and interest allocated from our taxpayers (through property taxes) to repay the General Obligation Bond debt associated with the voter-approved construction bond levy. The district paid the final payment on its General Obligation Bond during the 20/21 school year.

Brookings-Harbor School Dist. 17C
629 Easy Street Brookings, OR 97415

Resources Report

2223 Actuals 2324 Actuals 2425 Adopted 2425 FTE 2526 Proposed 2526 FTE 2526 Approved 2526 Adopted

Fund 300 DEBT SERVICE - PERS REFINANCING

1111 CURRENT YEAR TAXES	(11,145)	0	0	0.00	0	0.00	0	0
1112 PRIOR YEAR TAXES	11,145	0	0	0.00	0	0.00	0	0
1970 SERVICES PROVIDED OTHER FUNDS	0	1,292,812	1,357,683	0.00	1,420,903	0.00	1,420,903	0

Total Fund 300 DEBT SERVICE - PERS REFINANCING	0	1,292,812	1,357,683	0.00	1,420,903	0.00	1,420,903	0
---	----------	------------------	------------------	-------------	------------------	-------------	------------------	----------


**Brookings-Harbor School Dist. 17C
629 Easy Street Brookings, OR 97415**

Requirements Report

		2223 Actuals	2324 Actuals	2425 Adopted	2425 FTE	2526 Proposed	2526 FTE	2526 Approved	2526 Adopted
Fund 300 DEBT SERVICE - PERS REFINANCING									
Function 5110 DEBT SERVICE									
610	REDEMPTION OF PRINCIPAL	0	995,000	1,115,000	0.00	1,240,000	0.00	1,240,000	0
621	REGULAR INTEREST	0	297,812	242,683	0.00	180,903	0.00	180,903	0
600	OTHER OBJECTS	0	1,292,812	1,357,683	0.00	1,420,903	0.00	1,420,903	0
Total Function 5110 DEBT SERVICE		0	1,292,812	1,357,683	0.00	1,420,903	0.00	1,420,903	0
Total Fund 300	DEBT SERVICE - PERS REFINANCING	0	1,292,812	1,357,683	0.00	1,420,903	0.00	1,420,903	0

THIS PAGE INTENTIONALLY LEFT BLANK

CAPITAL PROJECT FUNDS



400 FUND-CAPITAL PROJECTS FUND

The Capital Projects Fund accounts for financial resources used to acquire and/or construct major capital facilities (other than those of proprietary funds or trust funds). All seismic retrofit grants reside in this fund.

**Brookings-Harbor School Dist. 17C
629 Easy Street Brookings, OR 97415**

Resources Report

2223 Actuals 2324 Actuals 2425 Adopted 2425 FTE 2526 Proposed 2526 FTE 2526 Approved 2526 Adopted

Fund 410 CAPITAL PROJECTS

1920 CONTRIBUTIONS AND DONATIONS F	49,400	0	0	0.00	0	0.00	0	0
1970 SERVICES PROVIDED OTHER FUNDE	0	4,090	0	0.00	0	0.00	0	0
1990 MISCELLANEOUS INCOME	854	0	102,000	0.00	0	0.00	0	0
5200 INTERFUND TRANSFER	100,000	100,000	220,000	0.00	220,000	0.00	220,000	0
5400 BEGINNING FUND BALANCE	307,606	363,898	287,000	0.00	219,000	0.00	219,000	0
Total Fund 410 CAPITAL PROJECTS	457,860	467,988	609,000	0.00	439,000	0.00	439,000	0

Brookings-Harbor School Dist. 17C
629 Easy Street Brookings, OR 97415

Requirements Report

		2223 Actuals	2324 Actuals	2425 Adopted	2425 FTE	2526 Proposed	2526 FTE	2526 Approved	2526 Adopted
Fund 410 CAPITAL PROJECTS									
Function 4150	BLDG ACQUISITION, CONTR. & IMPROVEMENT								
383	ARCHITECT/ENGINEERING SERVICES	44,879	7,385	0	0.00	0	0.00	0	0
389	NON INSTRUCTIONAL PROFESSIONAL & TECH	14,900	13,490	0	0.00	200,000	0.00	200,000	0
300	PURCHASED SERVICES	59,779	20,875	0	0.00	200,000	0.00	200,000	0
520	* OVER \$5000 BUILDING ACQUISITION	16,840	0	110,000	0.00	170,000	0.00	170,000	0
530	* OVER \$5000 NOT BLD IMPROVEMENTS	17,343	128,296	280,000	0.00	0	0.00	0	0
500	CAPITAL OUTLAY	34,183	128,296	390,000	0.00	170,000	0.00	170,000	0
Total Function 4150	BLDG ACQUISITION, CONTR. & IMPROVEMENT	93,962	149,171	390,000	0.00	370,000	0.00	370,000	0
Function 7000	UNAPPROPRIATED ENDING FUND BALANCE								
820	RESERVED FOR NEXT YEAR	363,898	318,817	219,000	0.00	69,000	0.00	69,000	0
800	OTHER USES OF FUNDS	363,898	318,817	219,000	0.00	69,000	0.00	69,000	0
Total Function 7000	UNAPPROPRIATED ENDING FUND BALANCE	363,898	318,817	219,000	0.00	69,000	0.00	69,000	0
Total Fund 410	CAPITAL PROJECTS	457,860	467,988	609,000	0.00	439,000	0.00	439,000	0

Resources Report

2223 Actuals 2324 Actuals 2425 Adopted 2425 FTE 2526 Proposed 2526 FTE 2526 Approved 2526 Adopted

Fund 412 TRACK & FIELD PROJECT

1920 CONTRIBUTIONS AND DONATIONS F	0	264,461	1,900,000	0.00	0	0.00	0	0
5200 INTERFUND TRANSFER	0	0	0	0.00	100,000	0.00	100,000	0
Total Fund 412 TRACK & FIELD PROJECT	0	264,461	1,900,000	0.00	100,000	0.00	100,000	0

Resources Report

2223 Actuals 2324 Actuals 2425 Adopted 2425 FTE 2526 Proposed 2526 FTE 2526 Approved 2526 Adopted

Fund 415 SEISMIC

3299 OTHER RESTRICTED GRANTS	0	0	2,432,949	0.00	0	0.00	0	0
------------------------------	---	---	-----------	------	---	------	---	---

Total Fund 415 SEISMIC

0	0	2,432,949	0.00	0	0.00	0	0	0
----------	----------	------------------	-------------	----------	-------------	----------	----------	----------

Requirements Report

2223 Actuals 2324 Actuals 2425 Adopted 2425 FTE 2526 Proposed 2526 FTE 2526 Approved 2526 Adopted

Fund 415 SEISMIC

Function 4150 BLDG ACQUISITION, CONTR. & IMPROVEMENT

383 ARCHITECT/ENGINEERING SERVICES 0 0 307,971 0.00 0 0.00 0 0

385 MANAGEMENT SERVICES 0 0 61,594 0.00 0 0.00 0 0

300 PURCHASED SERVICES 0 0 369,565 0.00 0 0.00 0 0

520 * OVER \$5000 BUILDING ACQUISITION 0 0 2,063,384 0.00 0 0.00 0 0


500 CAPITAL OUTLAY 0 0 2,063,384 0.00 0 0.00 0 0

Total Function 4150 BLDG ACQUISITION, CONTR. & IMPROVEMENT 0 0 2,432,949 0.00 0 0.00 0 0

Total Fund 415 SEISMIC 0 0 2,432,949 0.00 0 0.00 0 0

THIS PAGE INTENTIONALLY LEFT BLANK

APPENDIX



APPENDIX

AFFIDAVIT OF PUBLICATION

CURRY COASTAL PILOT

Country Media Inc. - Curry County
519 Chetco Avenue, Suite 7, Brookings, OR 97415
P.O. Box 700, Brookings, OR 97415

STATE OF OREGON - COUNTY OF CURRY

Brookings-Harbor School Dist.17C

REFERENCE: Account 36693 Ad 411914

I, **Charles Blakeslee**, am over the age of eighteen years, and am not party to or interested in the above-entitled matter. I first duly sworn, deposited and say that I am the Legal Clerk for the CURRY COASTAL PILOT, a newspaper of general circulation, as defined by sections 193.010 and 193.020 O.R.S.; and published in Brookings, Oregon, in the aforesaid county and state; that I know from my personal knowledge that the **Notice of Budget Committee Meeting** copy was published in the entire issue of said newspaper 2 time(s) in the following issue(s): **5/7 & 5/14/2025.**



Legal Clerk, **Charles Blakeslee**, Subscribed and sworn before me on this **14th day of May, 2025.**


Notary Public of Oregon



NOTICE OF BUDGET COMMITTEE MEETING

A public meeting of the Budget Committee of the Brookings-Harbor School District 17C, County of Curry, and State of Oregon, to discuss the budget for the fiscal year July 1, 2025 to June 30, 2026 will take place on May 20, 2025 at 5:30 PM in Room 51 at Kalniopsis Elementary School, 650 Easy Street, Brookings, Oregon 97415. The purpose of the meeting is to receive the budget message. This is a public meeting where deliberation of the Budget Committee will take place.

Any person may appear at the meeting and discuss the proposed programs with the Budget Committee. You will also be able to watch a livestream of the meeting from our BHSD you tube link <http://www.youtube.com/@bhsdyoutubes28>

A second meeting may take place on May 27, 2025 if necessary. A copy of the budget may be obtained by request on or after May 19, 2025. To request the copy email dedec@brookings.k12.or.us.

5/7 & 5/14/2025, Pilot, 411914

**FORM
OR-ED-1**

NOTICE OF BUDGET HEARING

A public meeting of the Brookings-Harbor School District 17C will be held on June 18, 2025 at 5:30 pm at Kalmiopsis Elementary School Room 51, 650 Easy Street, Brookings, Oregon. The purpose of this meeting is to discuss the budget for the fiscal year beginning July 1, 2025 as approved by the Brookings-Harbor School District 17C Budget Committee. A summary of the budget is presented below. A copy of the budget may be inspected or obtained at 629 Easy Street, Brookings, Oregon between the hours of 8:00 a.m. and 4:00 p.m., or online at www.brookings.k12.or.us. This budget is for an annual budget period. This budget was prepared on a basis of accounting that is the same as the preceding year.

Contact: Dede Corpening

Telephone: (541)469-7443

Email: dedec@brookings.k12.or.us

FINANCIAL SUMMARY - RESOURCES			
	Actual Amount Last Year 2023-2024	Adopted Budget This Year 2024-2025	Approved Budget Next Year 2025-2026
TOTAL OF ALL FUNDS			
Beginning Fund Balance	\$8,507,182	\$5,705,004	\$6,577,605
Current Year Property Taxes, other than Local Option Taxes	7,279,996	7,206,081	7,422,263
Other Revenue from Local Sources	2,535,237	4,262,305	2,227,503
Revenue from Intermediate Sources	670,263	683,300	585,000
Revenue from State Sources	11,691,764	14,294,663	11,678,614
Revenue from Federal Sources	3,432,461	2,131,860	3,426,510
Interfund Transfers	1,006,000	1,126,000	1,131,000
All Other Budget Resources		15,000	4,000
Total Resources	\$35,122,902	\$35,424,214	\$33,052,495

FINANCIAL SUMMARY - REQUIREMENTS BY OBJECT CLASSIFICATION			
Salaries	\$10,664,221	\$11,821,754	\$11,462,881
Other Associated Payroll Costs	6,073,169	6,981,100	7,427,291
Purchased Services	2,762,429	2,751,181	2,848,219
Supplies & Materials	2,739,319	2,443,425	2,433,174
Capital Outlay	1,408,949	4,458,384	170,000
Other Objects (except debt service & interfund transfers)	558,983	600,216	1,665,900
Debt Service*	1,347,825	1,458,852	1,522,072
Interfund Transfers*	1,006,000	1,131,000	1,131,000
Operating Contingency	0	200,000	200,000
Unappropriated Ending Fund Balance & Reserves	8,562,007	3,578,302	4,191,958
Total Requirements	\$35,122,902	\$35,424,214	\$33,052,495

FINANCIAL SUMMARY - REQUIREMENTS AND FULL-TIME EQUIVALENT EMPLOYEES (FTE) BY FUNCTION			
1000 Instruction	\$12,103,487	\$12,565,262	\$13,015,942
FTE	112.23	110.52	101.5005
2000 Support Services	10,372,693	10,699,078	10,572,952
FTE	74.58	70.48	63.7504
3000 Enterprise & Community Service	999,472	1,018,772	1,048,571
FTE	9.5	7.75	7.75
4000 Facility Acquisition & Construction	731,418	4,772,949	370,000
FTE			
5000 Other Uses			1,000,000
5100 Debt Service*	1,347,825	1,458,852	1,522,072
5200 Interfund Transfers*	1,006,000	1,131,000	1,131,000
6000 Contingency	0	200,000	200,000
7000 Unappropriated Ending Fund Balance	8,562,007	3,578,301	4,191,958
Total Requirements	\$35,122,902	\$35,424,214	\$33,052,495
Total FTE	196.31	188.75	173.0009

* not included in total 5000 Other Uses. To be appropriated separately from other 5000 expenditures.


STATEMENT OF CHANGES IN ACTIVITIES and SOURCES OF FINANCING **

PROPERTY TAX LEVIES			
	Rate or Amount Imposed	Rate or Amount Imposed	Rate or Amount Approved
Permanent Rate Levy (Rate Limit 3.2494 per \$1,000)	3.2494	3.2494	3.2494

STATEMENT OF INDEBTEDNESS

LONG TERM DEBT		Estimated Debt Outstanding on July 1	Estimated Debt Authorized, But Not Incurred on July 1
Other Borrowings		\$333,097	\$0
Total		\$333,097	\$0

** If more space is needed to complete any section of this form, insert lines (rows) on this sheet. You may delete blank lines.



DRAFT Minutes

Brookings-Harbor School District 17C School Board Work Session Wednesday, May 21, 2025 | Kalmiopsis Elementary School – Room 51

Video available at

<https://www.youtube.com/live/17v0yMbyz1k?si=VJ3QNWenPnVoVakx&t=4757>

In attendance:

Jay Trost, Board Chair
Trish Walker, Vice Chair
Alan Nidiffer, Board Member
Janece Payne, Board Member
Katherine Johnson, Board Member
Helena Chirinian, Superintendent
Nancy Raskauskas-Coons, Board Secretary

Call to Order

The work session was called to order at 3:11 p.m. by Chair Jay Trost following a short recess.

Dress Code Policy Discussion

The Board engaged in a discussion about the district’s Student Dress and Grooming policy (JFCA) and how it aligns—or diverges—from the actual dress code language in student handbooks at Kalmiopsis Elementary, Azalea Middle School, and Brookings-Harbor High School.

The discussion was prompted by a recent concern regarding a themed “dress like a student” day, where a staff member wore a sweatshirt with a brand name that could be interpreted as promoting alcohol. The incident raised broader questions about staff dress expectations, enforcement consistency, and modeling appropriate behavior for students.

Board members acknowledged that while the district’s policy prohibits clothing promoting alcohol, drugs, or sexual content, the current enforcement practices and the way these expectations are communicated—particularly across handbooks and policy—need alignment. Several members emphasized the need to avoid vague and subjective terms like “good taste” and instead provide clear, enforceable standards.

There was general agreement that the issue is less about revising policy and more about consistent enforcement. Several board members noted that current student attire is generally appropriate and far less problematic than in past years. They also discussed the importance of staff modeling appropriate behavior, especially on dress-up days, and the need to consider equity for students with limited clothing options.

Board Member Katherine Johnson suggested adding clearer language to staff expectations, such as avoiding clothing that advertises products minors cannot legally consume.

Superintendent Chirinian agreed that this could be addressed in the staff handbook and acknowledged that handbooks across schools will be reviewed and updated over the summer to reflect clearer and more consistent messaging.

The Board expressed support for Superintendent Chirinian and school principals to lead this work. There was consensus that the policy should include a reference to the student handbook to reinforce expectations, and vice versa. No formal policy revision was directed at this time, but the topic may return if further clarification is needed.

Future Work Session Topics

The board confirmed the following:

- June 2025: Continued discussion of Charter Schools and Charter District policy options
- And, added that it would like to have a future work session discussion about online school options, and avenues to grow BHSD's offerings for online learning.

Executive Session

The board recessed to Executive Session at 3:30 p.m. under ORS 192.660(2)(i) to evaluate the performance of the Superintendent.

Return to Public Session and Adjournment

The board returned to public session and immediately adjourned at 3:40 p.m.

Brookings-Harbor School District 17C
Regular School Board Meeting – DRAFT Minutes
Wednesday, May 21, 2025
Kalmiopsis Elementary School – Room 51

Video available at: <https://www.youtube.com/live/17v0yMbyz1k?si=02gvrVkZt9uN-CsM>

In attendance: Jay Trost (Chair), Trish Walker (Vice Chair), Janece Payne, Alan Nidiffer, Katherine Johnson. Also present: Helena Chirinian (Superintendent), Nancy Raskauskas-Coons (Board Secretary), Lucas Vanderlip (Student Rep), Sahara Sankoh (Incoming Student Rep)

Absent: None

Call to Order

Board Chair Jay Trost called the meeting to order at 2:00 p.m.

Pledge of Allegiance

The Pledge of Allegiance observed.

Early Items

- **Celebrate Student Success – Wildland Firefighting Class:** The board celebrated the achievements of students enrolled in the district's new Wildland Firefighting Career and Technical Education (CTE) course, developed through a partnership between Brookings-Harbor High School and the Coos Forest Protective Association (CFPA). Teacher Kristy Kleespies introduced the presentation and highlighted the rigorous training students underwent to earn their Wildland Firefighter Type 2 certifications. Jesse Orozco from CFPA spoke about the importance of workforce development in fire prevention and response and praised the students for their professionalism and commitment throughout the course. Students completed physical fitness assessments, hands-on equipment training, and classroom learning aligned with federal standards. Several students have already expressed interest in summer employment with CFPA and other regional fire crews. Board members commended the program for equipping students with real-world, employable skills and fostering career exploration in an in-demand public service field.
- **Student Representative Reports:** Lucas Vanderlip gave his final report as student rep, reflecting on a strong year of school engagement, highlighting activities such as state music competitions, track and field events, and prom. Sahara Sankoh was introduced as the incoming student representative.
- **BHHS College and Career Fair Presentation:** Principal Tristin Harkins presented a comprehensive overview of the 2025 Brookings-Harbor High School College and Career Fair, which saw increased participation from both students and community partners. The fair included booths from colleges, trade programs, employers, and military representatives, offering students face-to-face access to postsecondary opportunities.

Harkins emphasized the importance of broadening student exposure to career pathways early and consistently throughout high school. The fair also featured a lunch and networking period to encourage deeper engagement. In the discussion that followed, board members asked how the event could be expanded in future years. Harkins proposed developing it into a regional fair that includes participation from neighboring districts such as Gold Beach, Port Orford, and Brookings-Harbor Christian School. Superintendent Chirinian supported the idea, noting it aligns with goals in the district's Integrated Guidance Plan for student engagement and postsecondary readiness.

Citizen Input

Ashley Pruitt expressed concern about the number of students choosing to leave Brookings-Harbor School District for online charter schools, specifically naming Baker Web Academy. She noted that BHSD loses students across grade levels—from elementary through high school—to these programs. Pruitt emphasized that once students leave the district for an online provider, they often do not return, which directly impacts the district's enrollment and funding.

She encouraged the board and district leadership to consider strategies to retain students, suggesting that BHSD could look into offering more online and hybrid options to compete with the flexibility and perceived value of online charter programs. Pruitt highlighted that these schools market aggressively and appeal to families seeking convenience or more individualized pacing for their children. She recommended BHSD enhance its communication efforts and options for virtual learning as a proactive measure to combat enrollment loss and maintain student connection to the district.

Consent Agenda

Motion: Alan Nidiffer moved to approve the consent agenda as presented.

Second: Trish Walker

Vote:

KJ - Aye

JP - Aye

AN - Aye

TW - Aye

JT - Aye

Consent Agenda items approved 5-0.

Comments from the Superintendent

Superintendent Chirinian gave updates on:

- Proposed curriculum adoptions for middle and high school health classes: *Live Well Middle School Health (2021)* and *Live Well Comprehensive High School Health (2024)* by Human Kinetics Inc.

- Health teacher Jean Shearer shared supportive comments on the relevance and usability of the proposed high school curriculum.
- Administrative Rule updates were briefly introduced for GCBDC/GDBDC-AR – Request for Domestic Violence, Harassment, Sexual Assault, Bias, or Stalking Leave, Highly Recommended; and JFE-AR – Individualized Plan for Pregnant and/or Parenting Students, Optional. However, the rules related to medications (JHCD-AR and JHCD/JHCDA-AR) were held over to a future meeting for further review.

Action Items

a. Approve First Read of Policy Revisions and Adoptions

Motion: Janece Payne moved to approve the first read of the listed policies and administrative rules with the exception of JHCD Medications and JHCD/JHCDA Medications (DELETE).

Second: Alan Nidiffer

Vote:

KJ - Aye

JP - Aye

AN - Aye

TW - Aye

JT - Aye

The first read of policies passed 5-0, and will move to a second read at the next meeting.

b. Approve Resolution Declaring Budget Shortfall (Resolution 2025-02)

Board Chair Jay Trost read the full text of Resolution 2025-02 aloud, which formally declares an anticipated budget shortfall for the upcoming fiscal year.

Brookings-Harbor School District - Resolution Declaring Budget Shortfall

RESOLUTION NO. 2025-002

Date: May 21, 2025

RECITALS:

WHEREAS, the Brookings-Harbor School District has developed a budget proposal for the next fiscal year, based on anticipated carryover, estimates of state school funding allocation, and access to various special grants and funds; and

WHEREAS, school districts in Oregon are funded based on student enrollment, and BHSD continues to experience a slow, long-term decline in enrollment; as well as increased Public Employees Retirement System (PERS) costs, resulting in an anticipated budget shortfall; and

WHEREAS, the proposed State School Fund is \$11.36 billion, and for the 2025-2026 school year, BHSD will receive access to 49% of its allocation, estimated to be approximately \$9.31 million; and

WHEREAS, two key factors have helped offset some of the financial pressure on BHSD for next year: A projected \$750,000 payment from previously delayed forest fee revenues (2017-2021); and an estimated \$2.8 million carryover from the 2024-25 fiscal year; and

WHEREAS, the anticipated budget shortfall is estimated at \$1.2 million in the first half

of the biennium, and potentially \$1.7 million in the second half of the biennium. NOW, THEREFORE, BE IT RESOLVED, that the Brookings-Harbor School District School Board formally recognizes and acknowledges this budget shortfall; and BE IT FURTHER RESOLVED, that the school district will take the following steps to address the budget shortfall:

- The 2025-26 proposed budget includes a reduction of approximately 11 licensed (teaching or administrative) positions, and 4.75 classified managerial positions achieved through attrition and reduction in force.
- The district will continue a gradual taper of the ending fund balance (currently at 12% at the end of 2024-25 to align with the School Boards' 7.5% reserve target by 2026-2027.

BE IT FURTHER RESOLVED, that this resolution shall take effect immediately.

Motion: Trish Walker moved to approve the resolution as presented.

Second: Janece Payne

Vote:

KJ - Aye

JP - Aye

AN - Aye

TW - Aye

JT - Aye

The motion to approve Resolution 2025-02 passed 5-0.

Introduction of New Hire

Incoming Kalmiopsis Elementary School Principal Matthew Bennett was introduced. He addressed the board and shared his enthusiasm for stepping into the new role after serving as Azalea Middle School Vice Principal.

Key Dates and Calendar Updates

- Class of 2025 Graduation: May 31, 2 p.m. at Lundeen Field, Azalea Park
- End of Year Staff Celebration: June 5, 1:30 p.m. at BHHS Cafeteria
- Next Regular Board Meeting & Work Session: June 18, 5:30 p.m.

Adjournment

The regular meeting was adjourned at 3:04 p.m.

DRAFT Minutes

Brookings-Harbor School District 17C Budget Committee Meeting

Tuesday, May 20, 2025

Kalmiopsis Elementary School, Room 51

Video available at <https://www.youtube.com/live/xkjkU2SnJAs?si=bH19063MweQnnHR->

Call to Order

The meeting was called to order at 5:30 p.m. by Trish Walker, Board Vice Chair.

Budget Committee members in attendance:

- DeAnne Varitek
- Nathan Hanscam
- Dona Dotson
- Kelsey Bozeman
- Sonya Billington
- Alan Nidiffer (Board Member)
- Janece Payne (Board Member)
- Trish Walker (Board Member)
- Katherine Johnson (Board Member)
- Helena Chirinian, Superintendent
- Dede Corpening, Director of Finance
- Nancy Raskauskas-Coons, Admin Asst to Board of Directors

Absent:

- Jay Trost (Board Chair)

Pledge of Allegiance

The Pledge of Allegiance was recited.

Certification of Legal Posting

Dede Corpening confirmed the meeting was legally posted as required by Oregon law.

Responsibilities of the Budget Committee

The duties of the committee were reviewed.

Election of Officers

- **Chair:**
DeAnne Varitek nominated Nathan Hanscam for Chair.

Motion seconded by Alan Nidiffer.

With no further nominations or discussion, vote called:

AN - Aye
JP- Aye
NH - Yes
DD - Yes
KB - Yes
DV - Yes
SB - Aye
TW - Aye
KJ - No vote

(Katherine Johnson did not vote due to a brief technical issue.)

The motion passed 8-0 to elect Nathan Hanscam Budget Committee Chair for 2024-25.

- **Vice Chair:**

Janece Payne nominated Alan Nidiffer for Vice Chair.

Motion seconded by Nathan Hanscam.

With no further nominations or discussion, vote called:

AN - Abstain
JP- Aye
NH - Yes
DD - Yes
KB - Yes
DV - Yes
SB - Aye

- TW - Aye

KJ - No vote

The motion passed 7-0, with Alan Nidiffer abstaining, to elect Alan Nidiffer as Budget Committee Vice Chair for 2024-25.

(Katherine Johnson did not vote due to a brief technical issue.)

Katherine Johnson rejoined with full audio and video following the officer elections.

Budget Message & Presentation

Superintendent Helena Chirinian and Director of Finance Dede Corpening presented the 2025–2026 Proposed Budget, emphasizing the district’s continued commitment to student success while navigating a challenging fiscal environment. Key highlights from the presentation included:

- Total Proposed Budget: \$33,052,494.66
- General Fund Revenue: \$21.68 million, with a projected ending fund balance of \$1.8 million—intentionally tapering from \$2.8 million to approach the board policy reserve target of 7.5%

- State School Fund: Budget based on the proposed \$11.36 billion K-12 allocation, with BHSD receiving 49% in the first year of the biennium
- Enrollment Impact: Funding remains based on 2024–25 ADMw due to continued declining enrollment
- Cost Increases: Utility expenses projected to rise 7.5%, insurance up 18%, and staffing costs reflect a 3% increase for all employee groups per collective bargaining agreements
- Grant Revenue: Slight reductions in federal grants expected; state grants flat-funded; an application for the new Early Literacy Grant is in progress
- Facilities: The district did not receive a seismic grant this cycle but plans to reapply in 2026–27
- Student Services: Class sizes remain below the state average, and targeted support such as high-dose tutoring in grades K–3 is producing measurable growth

The presentation included slides breaking down revenue and expenditures by fund, with notable changes in the Capital Projects Fund compared to previous years. The Capital Projects Fund is lower this year due to the winding down of major facility projects.

Discussion of Proposed Budget

Following the presentation, committee members were invited to ask questions and provide input. Highlights of the discussion included:

- Kelsey Bozeman inquired about the sharp reduction in the Capital Projects Fund and asked whether it signaled the end of current projects or a delay in new ones. Dede Corpening explained that the district is moving out of a peak year for capital spending and is applying for new grants in the coming cycle to pursue additional upgrades.
- Dona Dotson expressed concern over the rising insurance costs and asked how much of those increases were due to property coverage versus liability or other factors. Corpening clarified that the majority of the increase was due to property insurance premiums, which have risen statewide due to wildfire risk.
- Alan Nidiffer asked about the long-term sustainability of the fund balance and whether the district would continue to taper reserves. Superintendent Chirinian noted that the reserve is planned to gradually reduce to the board's 7.5% policy threshold, but that the district will be cautious and make adjustments as enrollment and funding forecasts evolve.
- Sonya Billington asked about the Early Literacy Grant mentioned during the presentation. Chirinian explained that the grant is competitive and tied to data-based interventions showing early success, particularly in high-dose tutoring for K–3 students.
- Nathan Hanscam, thanked the finance team for the clarity of the presentation and asked whether any further reductions to staffing were expected. Chirinian said the district has tried to maintain staffing levels aligned to enrollment and grant support and is monitoring the situation closely for any needed adjustments.

Committee members expressed appreciation for the transparency and proactive planning in the face of budget uncertainties. With no additional discussion, the committee proceeded to motions for approval.

Public Comment

No public comments were submitted or presented in person.

Budget Approval

- **Motion:** Janece Payne moved, “That the Budget Committee of Brookings-Harbor School District 17C approve the proposed budget for the 2025–2026 fiscal year in the amount of \$33,052,494.66.”

Seconded by Dona Dotson.

Vote called:

AN - Aye

JP - Aye

NH - Aye

DD - Yes

KB - Aye

DV - Aye

TW - Aye

SB - Aye

KJ - Aye

Motion passed unanimously, 9-0.

- **Tax Levy Motion:** Trish Walker moved, “That the permanent tax rate of \$3.2494 per \$1,000 value be levied in support of the General Fund.”

Seconded by Janece Payne.

Vote called:

AN - Aye

JP - Aye

NH - Aye

DD - Yes

KB - Aye

DV - Aye

TW - Aye

SB - Aye

KJ - Aye

Motion passed unanimously, 9-0.

Next Steps

As the budget was approved, no second meeting was deemed necessary. The proposed budget will be forwarded to the BHSD Board of Directors for adoption at the June 2025 Regular Board Meeting.

Adjournment

The meeting was adjourned at 6:45 p.m. by Nathan Hanscam.

Brookings-Harbor School Dist. 17C

Expenditure Summary Report

Fiscal Year: 2024-2025

Criteria: Report Sort: Fund

From Date: 05/01/2025

To Date: 05/31/2025

Fund: 100	GENERAL FUND	Check#	FUND	FUNCTION	OBJECT	Amount
AMAZON						
		135886	GENERAL FUND	ELL-ORS	SUPPLIES	\$177.44
		135886	GENERAL FUND	HIGH SCHOOL PROGRAMS	SUPPLIES	\$27.27
		135886	GENERAL FUND	MIDDLE/JUNIOR HIGH PROGRAMS	SUPPLIES	\$292.62
		135886	GENERAL FUND	TECHNOLOGY SERVICES	SUPPLIES	\$474.24
		135924	GENERAL FUND	EDUCATIONAL MEDIA SERVICES	SUPPLIES	\$10.48
		135924	GENERAL FUND	FISCAL SERVICES	SUPPLIES	\$53.19
		135924	GENERAL FUND	OFFICE OF THE PRINCIPAL	SUPPLIES	\$159.50
		135924	GENERAL FUND	SERVICE DIRECTION, STUDENT SUPPORT	SUPPLIES	\$54.94
		135924	GENERAL FUND	STUDENT TRANSPORTATION SERVICES	SUPPLIES	\$188.23
		135924	GENERAL FUND	TECHNOLOGY SERVICES	SUPPLIES	\$1,209.65
		135965	GENERAL FUND	FISCAL SERVICES	SUPPLIES	\$14.98
		135965	GENERAL FUND	HIGH SCHOOL PROGRAMS	SUPPLIES	\$416.15
		135965	GENERAL FUND	STUDENT TRANSPORTATION SERVICES	SUPPLIES	\$54.04
		136037	GENERAL FUND	ALTERNATIVE EDUCATION	SUPPLIES	\$254.99
		136037	GENERAL FUND	EDUCATIONAL MEDIA SERVICES	SUPPLIES	\$30.58
		136037	GENERAL FUND	FISCAL SERVICES	SUPPLIES	(\$31.44)
		136037	GENERAL FUND	LIFE SKILLS	SUPPLIES	\$97.32
		136037	GENERAL FUND	SERVICE DIRECTION, STUDENT SUPPORT	SUPPLIES	\$14.39
		136037	GENERAL FUND	STAFF SERVICES	SUPPLIES	\$42.98
		136037	GENERAL FUND	STUDENT SAFETY	SUPPLIES	\$131.28
				Total for AMAZON		\$3,672.83
AYA HEALTHCARE, INC.						
		135887	GENERAL FUND	OTHER STUDENT TREATMENT OT/PT	NON INSTRUCTIONAL PROFESSIONAL & TECH	\$3,240.00
		135925	GENERAL FUND	OTHER STUDENT TREATMENT OT/PT	NON INSTRUCTIONAL PROFESSIONAL & TECH	\$7,200.00

Brookings-Harbor School Dist. 17C

Expenditure Summary Report

Fiscal Year: 2024-2025

Criteria: Report Sort: Fund

From Date: 05/01/2025

To Date: 05/31/2025

Fund: 100	GENERAL FUND	Check#	FUND	FUNCTION	OBJECT	Amount
Remit Name						
		135966	GENERAL FUND	OTHER STUDENT TREATMENT OT/PT	NON INSTRUCTIONAL PROFESSIONAL & TECH	\$3,600.00
		136038	GENERAL FUND	OTHER STUDENT TREATMENT OT/PT	NON INSTRUCTIONAL PROFESSIONAL & TECH	\$3,600.00
				Total for AYA HEALTHCARE, INC.		\$17,640.00
BACKGROUND INVESTIGATION BUREAU, LLC		135888	GENERAL FUND	OFFICE OF THE SUPERINTENDENT	DUES AND FEES	\$495.20
BEAMAN, JESS		0	GENERAL FUND	Undesignated	Payroll Deductions and Withholdings	\$500.00
BEEMAN, EMALEE S		0	GENERAL FUND	Undesignated	Payroll Deductions and Withholdings	\$500.00
BELL, WADE L		0	GENERAL FUND	Undesignated	Payroll Deductions and Withholdings	\$500.00
BETTER HEALTH FAMILY MEDICINE		135967	GENERAL FUND	STUDENT TRANSPORTATION SERVICES	PROFESSIONAL AND TECHNICAL SERVICES	\$200.00
BLAKE, JOHN		135889	GENERAL FUND	STUDENT TRANSPORTATION SERVICES	TRAVEL	\$14.75
		135926	GENERAL FUND	STUDENT TRANSPORTATION SERVICES	TRAVEL	\$88.50
		136039	GENERAL FUND	STUDENT TRANSPORTATION SERVICES	TRAVEL	\$14.75
				Total for BLAKE, JOHN		\$118.00
BLUE STAR GAS		135890	GENERAL FUND	STUDENT TRANSPORTATION SERVICES	FUEL	\$1,311.16
		136040	GENERAL FUND	STUDENT TRANSPORTATION SERVICES	FUEL	\$1,004.32
				Total for BLUE STAR GAS		\$2,315.48
BOYD, TAMMY K		0	GENERAL FUND	Undesignated	Payroll Deductions and Withholdings	\$250.00

Brookings-Harbor School Dist. 17C

Expenditure Summary Report

Fiscal Year: 2024-2025

Criteria: Report Sort: Fund

From Date: 05/01/2025

To Date: 05/31/2025

Fund: 100	GENERAL FUND	Check#	FUND	FUNCTION	OBJECT	Amount
Remit Name						
BROOKINGS HARBOR MEDICAL CENTER						
		135927	GENERAL FUND	STUDENT TRANSPORTATION SERVICES	NON INSTRUCTIONAL PROFESSIONAL & TECH	\$600.00
BURNETT, DESIRI		0	GENERAL FUND	Undesignated	Payroll Deductions and Withholdings	\$500.00
BURNETT, JADEN		0	GENERAL FUND	Undesignated	Payroll Deductions and Withholdings	\$250.00
CANON FINANCIAL SERVICES INC.						
		135893	GENERAL FUND	ELEMENTARY	RENTALS	\$15.62
		135929	GENERAL FUND	ELEMENTARY	RENTALS	\$1,102.76
		135929	GENERAL FUND	ELEMENTARY	REPAIR AND MAINTENANCE	\$571.76
		135929	GENERAL FUND	FISCAL SERVICES	RENTALS	\$132.22
		135929	GENERAL FUND	FISCAL SERVICES	REPAIR AND MAINTENANCE	\$55.67
		135929	GENERAL FUND	HIGH SCHOOL PROGRAMS	RENTALS	\$700.31
		135929	GENERAL FUND	HIGH SCHOOL PROGRAMS	REPAIR AND MAINTENANCE	\$286.89
		135929	GENERAL FUND	MIDDLE/JUNIOR HIGH PROGRAMS	RENTALS	\$568.78
		135929	GENERAL FUND	MIDDLE/JUNIOR HIGH PROGRAMS	REPAIR AND MAINTENANCE	\$171.24
		135929	GENERAL FUND	OFFICE OF THE PRINCIPAL	RENTALS	\$69.75
		135929	GENERAL FUND	OFFICE OF THE PRINCIPAL	REPAIR AND MAINTENANCE	\$107.97
		135929	GENERAL FUND	STUDENT TRANSPORTATION SERVICES	RENTALS	\$19.55
		135929	GENERAL FUND	STUDENT TRANSPORTATION SERVICES	REPAIR AND MAINTENANCE	\$12.21
		135929	GENERAL FUND	STUDENTS WITH DISABILITIES	RENTALS	\$171.92
		135929	GENERAL FUND	STUDENTS WITH DISABILITIES	REPAIR AND MAINTENANCE	\$55.68
		135968	GENERAL FUND	ELEMENTARY	RENTALS	\$289.88
		135968	GENERAL FUND	ELEMENTARY	REPAIR AND MAINTENANCE	\$31.03
		135968	GENERAL FUND	HIGH SCHOOL PROGRAMS	RENTALS	\$0.00
		135968	GENERAL FUND	HIGH SCHOOL PROGRAMS	REPAIR AND MAINTENANCE	\$0.00
		135968	GENERAL FUND	OFFICE OF THE PRINCIPAL	RENTALS	\$0.00

Brookings-Harbor School Dist. 17C

Expenditure Summary Report

Fiscal Year: 2024-2025

Criteria: Report Sort: Fund

From Date: 05/01/2025

To Date: 05/31/2025

Fund: 100	GENERAL FUND	Check#	FUND	FUNCTION	OBJECT	Amount
Remit Name						
		135968	GENERAL FUND	OFFICE OF THE PRINCIPAL	REPAIR AND MAINTENANCE	\$0.00
		135968	GENERAL FUND	STUDENTS WITH DISABILITIES	RENTALS	\$0.00
		135968	GENERAL FUND	STUDENTS WITH DISABILITIES	REPAIR AND MAINTENANCE	\$14.80
		136041	GENERAL FUND	FISCAL SERVICES	RENTALS	\$4.47
		136041	GENERAL FUND	STUDENTS WITH DISABILITIES	RENTALS	\$4.47
				Total for CANON FINANCIAL SERVICES INC.		\$4,386.98
CANON U.S.A., INC.						
		135894	GENERAL FUND	OFFICE OF THE PRINCIPAL	RENTALS	\$0.00
		135894	GENERAL FUND	OFFICE OF THE PRINCIPAL	REPAIR AND MAINTENANCE	\$72.75
				Total for CANON U.S.A., INC.		\$72.75
CASCADE HOME CENTER						
		135895	GENERAL FUND	HIGH SCHOOL PROGRAMS	SUPPLIES	\$870.73
		135930	GENERAL FUND	CARE AND UPKEEP OF BUILDINGS	SUPPLIES	\$84.38
		135969	GENERAL FUND	CARE AND UPKEEP OF BUILDINGS	SUPPLIES	\$416.94
		136042	GENERAL FUND	CARE AND UPKEEP OF BUILDINGS	SUPPLIES	\$293.97
				Total for CASCADE HOME CENTER		\$1,666.02
CASTILLO, KARISSA J						
		0	GENERAL FUND	Undesignated	Payroll Deductions and Withholdings	\$250.00
CASTLEBERRY, CHRISTINE						
		0	GENERAL FUND	Undesignated	Payroll Deductions and Withholdings	\$500.00
CHRISTENSEN, ANDREA						
		0	GENERAL FUND	Undesignated	Payroll Deductions and Withholdings	\$250.00
CITY OF BROOKINGS						
		135931	GENERAL FUND	MAINTENANCE SERVICES	WATER AND SEWAGE	\$4,119.11
CLARK, MANDY E						
		0	GENERAL FUND	Undesignated	Payroll Deductions and Withholdings	\$250.00
COASTAL PAPER & SUPPLY INC						

Brookings-Harbor School Dist. 17C

Expenditure Summary Report

Fiscal Year: 2024-2025

Criteria: Report Sort: Fund

From Date: 05/01/2025

To Date: 05/31/2025

Fund: 100	GENERAL FUND	Check#	FUND	FUNCTION	OBJECT	Amount
Remit Name						
		135970	GENERAL FUND	CARE AND UPKEEP OF BUILDINGS	REPAIR AND MAINTENANCE	\$279.24
		135970	GENERAL FUND	CARE AND UPKEEP OF BUILDINGS	SUPPLIES	\$1,602.68
				Total for COASTAL PAPER & SUPPLY INC		\$1,881.92
COOS CURRY ELECTRIC CO-OP INC						
		135971	GENERAL FUND	MAINTENANCE SERVICES	ELECTRICITY	\$1,091.12
		136044	GENERAL FUND	MAINTENANCE SERVICES	ELECTRICITY	\$18,948.83
				Total for COOS CURRY ELECTRIC CO-OP INC		\$20,039.95
CORPENING, DANIELLE L						
		135972	GENERAL FUND	FISCAL SERVICES	TRAVEL	\$713.60
CORPENING, JULIETTE						
		135916	GENERAL FUND	Undesignated	Payroll Deductions and Withholdings	\$250.00
CORRIGAN, AMY M						
		135917	GENERAL FUND	Undesignated	Payroll Deductions and Withholdings	\$250.00
COUNTRY MEDIA, INC						
		135932	GENERAL FUND	BOARD OF DIRECTORS	ADVERTISING	\$121.98
		136045	GENERAL FUND	BOARD OF DIRECTORS	ADVERTISING	\$344.40
				Total for COUNTRY MEDIA, INC		\$466.38
CROUCH, CINDY L						
		0	GENERAL FUND	Undesignated	Payroll Deductions and Withholdings	\$250.00
CROWE, PEGGY D						
		0	GENERAL FUND	Undesignated	Payroll Deductions and Withholdings	\$250.00
CRYSTAL FRESH BOTTLED WATER INC						
		135973	GENERAL FUND	ALTERNATIVE EDUCATION	SUPPLIES	\$0.00
		135973	GENERAL FUND	FISCAL SERVICES	SUPPLIES	\$35.70
		135973	GENERAL FUND	SERVICE DIRECTION, STUDENT SUPPORT	SUPPLIES	\$15.30
		135973	GENERAL FUND	STUDENT TRANSPORTATION SERVICES	SUPPLIES	\$42.50
		135973	GENERAL FUND	TECHNOLOGY SERVICES	SUPPLIES	\$18.50

Brookings-Harbor School Dist. 17C

Expenditure Summary Report

Fiscal Year: 2024-2025

Criteria: Report Sort: Fund

From Date: 05/01/2025

To Date: 05/31/2025

Total for CRYSTAL FRESH BOTTLED WATER INC					\$112.00
CTR - WASTE WORKS					
	135896	GENERAL FUND	MAINTENANCE SERVICES	GARBAGE	\$115.92
CTR INC					
	135897	GENERAL FUND	MAINTENANCE SERVICES	GARBAGE	\$5,198.69
	135897	GENERAL FUND	STUDENT TRANSPORTATION SERVICES	GARBAGE	\$971.25
Total for CTR INC					\$6,169.94
CURRY EQUIPMENT-BROOKINGS					
	135974	GENERAL FUND	CARE & UPKEEP OF GROUNDS	SUPPLIES	\$16.00
DEMCO, INC.					
	135998	GENERAL FUND	HIGH SCHOOL PROGRAMS	SUPPLIES	\$965.70
DEVOS, CYNTHIA D					
	0	GENERAL FUND	Undesignated	Payroll Deductions and Withholdings	\$500.00
DIETRICH, DANIELLE					
	0	GENERAL FUND	Undesignated	Payroll Deductions and Withholdings	\$500.00
EARL, MOLLY E					
	0	GENERAL FUND	Undesignated	Payroll Deductions and Withholdings	\$250.00
EDUCATION CONSULTANTS LLC					
	135898	GENERAL FUND	PSYCHOLOGICAL SERVICES	NON INSTRUCTIONAL PROFESSIONAL & TECH	\$15,840.00
ELK RIDGE CLOTHING					
	135934	GENERAL FUND	OFFICE OF THE PRINCIPAL	SUPPLIES	\$2,442.00
ESS WEST, LLC					
	0	GENERAL FUND	CARE AND UPKEEP OF BUILDINGS	ESS Classified Substitutes	\$10,143.02
	0	GENERAL FUND	EDUCATIONAL MEDIA SERVICES	ESS Classified Substitutes	\$410.40
	0	GENERAL FUND	ELEMENTARY	ESS Certified Substitutes	\$16,604.37
	0	GENERAL FUND	ELEMENTARY	ESS Classified Substitutes	\$751.32
	0	GENERAL FUND	ELL-ORS	ESS Certified Substitutes	\$269.99
	0	GENERAL FUND	GUIDANCE SERVICES	ESS Certified Substitutes	\$215.99
	0	GENERAL FUND	GUIDANCE SERVICES	ESS Classified Substitutes	\$209.71

Brookings-Harbor School Dist. 17C

Expenditure Summary Report

Fiscal Year: 2024-2025

Criteria: Report Sort: Fund

From Date: 05/01/2025

To Date: 05/31/2025

Fund: 100	GENERAL FUND	Check#	FUND	FUNCTION	OBJECT	Amount
Remit Name						
		0	GENERAL FUND	HIGH SCHOOL PROGRAMS	ESS Certified Substitutes	\$13,094.52
		0	GENERAL FUND	LIFE SKILLS	ESS Certified Substitutes	\$7,694.70
		0	GENERAL FUND	LIFE SKILLS	ESS Classified Substitutes	\$1,316.80
		0	GENERAL FUND	MIDDLE/JUNIOR HIGH PROGRAMS	ESS Certified Substitutes	\$6,803.72
		0	GENERAL FUND	NURSE SERVICES	ESS Classified Substitutes	\$284.08
		0	GENERAL FUND	OFFICE OF THE PRINCIPAL	ESS Classified Substitutes	\$1,150.41
		0	GENERAL FUND	STUDENTS WITH DISABILITIES	ESS Certified Substitutes	\$2,159.94
		0	GENERAL FUND	STUDENTS WITH DISABILITIES	ESS Classified Substitutes	\$1,484.72
				Total for ESS WEST, LLC		\$62,593.69
ESTELLE, RALPH		0	GENERAL FUND	Undesignated	Payroll Deductions and Withholdings	\$250.00
FIELDPRINT, INC.		135935	GENERAL FUND	FISCAL SERVICES	DUES AND FEES	\$12.50
FLINN SCIENTIFIC		135936	GENERAL FUND	HIGH SCHOOL PROGRAMS	SUPPLIES	\$208.05
FREIGHTLINER NORTHWEST		135938	GENERAL FUND	STUDENT TRANSPORTATION SERVICES	REPAIR AND MAINTENANCE	\$124.83
		135979	GENERAL FUND	STUDENT TRANSPORTATION SERVICES	REPAIR AND MAINTENANCE	\$94.40
				Total for FREIGHTLINER NORTHWEST		\$219.23
FRONTLINE TECHNOLOGIES GROUP LLC		135899	GENERAL FUND	TECHNOLOGY SERVICES	COMPUTER SOFTWARE	\$19,500.00
FULTON, JASON P		0	GENERAL FUND	Undesignated	Payroll Deductions and Withholdings	\$500.00
FULTON, KRISTI J		0	GENERAL FUND	Undesignated	Payroll Deductions and Withholdings	\$500.00
GARRETT HEMANN ROBERTSON PC		135939	GENERAL FUND	OFFICE OF THE SUPERINTENDENT	LEGAL SERVICES	\$870.00

Brookings-Harbor School Dist. 17C

Expenditure Summary Report

Fiscal Year: 2024-2025

Criteria: Report Sort: Fund

From Date: 05/01/2025

To Date: 05/31/2025

Fund: 100	GENERAL FUND	Check#	FUND	FUNCTION	OBJECT	Amount
GARRISON, SANDRA M		0	GENERAL FUND	Undesignated	Payroll Deductions and Withholdings	\$250.00
GOLD BEACH LUMBER		135900	GENERAL FUND	HIGH SCHOOL PROGRAMS	SUPPLIES	\$1,150.50
GUTIERREZ, DARCIE J		0	GENERAL FUND	Undesignated	Payroll Deductions and Withholdings	\$500.00
GUY, DAVID S		135940	GENERAL FUND	HIGH SCHOOL PROGRAMS	TRAVEL	\$44.25
		135940	GENERAL FUND	STUDENT TRANSPORTATION SERVICES	TRAVEL	\$73.75
		136047	GENERAL FUND	STUDENT TRANSPORTATION SERVICES	TRAVEL	\$14.75
				Total for GUY, DAVID S		\$132.75
H&S ENERGY GROUP		135901	GENERAL FUND	STUDENT TRANSPORTATION SERVICES	FUEL	\$2,692.55
		136048	GENERAL FUND	STUDENT TRANSPORTATION SERVICES	FUEL	\$2,830.65
				Total for H&S ENERGY GROUP		\$5,523.20
HARBOR LOGGING SUPPLY INC		135981	GENERAL FUND	STUDENT TRANSPORTATION SERVICES	SUPPLIES	\$27.60
HARDING, JARRED		135942	GENERAL FUND	HIGH SCHOOL PROGRAMS	TRAVEL	\$14.75
HAUBER, EVA		0	GENERAL FUND	Undesignated	Payroll Deductions and Withholdings	\$500.00
HERNANDEZ, FRANK A		0	GENERAL FUND	Undesignated	Payroll Deductions and Withholdings	\$250.00
HERNANDEZ, LYNETTE		0	GENERAL FUND	Undesignated	Payroll Deductions and Withholdings	\$250.00
HINKLE, TRISHA M						

Brookings-Harbor School Dist. 17C

Expenditure Summary Report

Fiscal Year: 2024-2025

Criteria: Report Sort: Fund

From Date: 05/01/2025

To Date: 05/31/2025

Fund: 100	GENERAL FUND	Check#	FUND	FUNCTION	OBJECT	Amount
Remit Name						
		136050	GENERAL FUND	FISCAL SERVICES	SUPPLIES	\$500.00
HOLLORAN ROUSE, NICOLE						
		135918	GENERAL FUND	Undesignated	Payroll Deductions and Withholdings	\$250.00
HOVEN, KENDRA K						
		0	GENERAL FUND	Undesignated	Payroll Deductions and Withholdings	\$500.00
HUNT, TRUDY E						
		0	GENERAL FUND	Undesignated	Payroll Deductions and Withholdings	\$250.00
INTERSTATE BATTERIES						
		135943	GENERAL FUND	CARE & UPKEEP OF GROUNDS	SUPPLIES	(\$20.00)
		135943	GENERAL FUND	STUDENT TRANSPORTATION SERVICES	SUPPLIES	\$419.85
				Total for INTERSTATE BATTERIES		\$399.85
INTOUCH RECEIPTING						
		136051	GENERAL FUND	FISCAL SERVICES	NON INSTRUCTIONAL PROFESSIONAL & TECH	\$2,100.00
JEFFERIES, ANGELA L						
		135919	GENERAL FUND	Undesignated	Payroll Deductions and Withholdings	\$250.00
KERR, ROBIN						
		0	GENERAL FUND	Undesignated	Payroll Deductions and Withholdings	\$250.00
KLEESPIES, KRISTY A						
		0	GENERAL FUND	Undesignated	Payroll Deductions and Withholdings	\$500.00
LAMB, CHRISTINA E						
		0	GENERAL FUND	Undesignated	Payroll Deductions and Withholdings	\$500.00
LANGUAGE LINE SERVICES, INC.						
		135904	GENERAL FUND	INTERPRETATION AND TRANSLATION	NON INSTRUCTIONAL PROFESSIONAL & TECH	\$125.00
LEHR, LINDY						
		135945	GENERAL FUND	FISCAL SERVICES	SUPPLIES	\$103.25
		135945	GENERAL FUND	Undesignated	Salaries Payable Liability	\$2,796.76
				Total for LEHR, LINDY		\$2,900.01

Brookings-Harbor School Dist. 17C

Expenditure Summary Report

Fiscal Year: 2024-2025

Criteria:	Report Sort:	Fund	From Date:	To Date:	
			05/01/2025	05/31/2025	
LEIGH, MAUREEN F		0 GENERAL FUND	Undesignated	Payroll Deductions and Withholdings	\$250.00
LENHARDT, CHEYENNE M		0 GENERAL FUND	Undesignated	Payroll Deductions and Withholdings	\$250.00
LIDDELL, JASON R		0 GENERAL FUND	Undesignated	Payroll Deductions and Withholdings	\$250.00
LONG, KAYDEE		135920 GENERAL FUND	Undesignated	Payroll Deductions and Withholdings	\$500.00
LOPEZ, JENNIFER		135905 GENERAL FUND	STAFF SERVICES	TRAVEL	\$363.05
LOPEZ, JENNIFER C		0 GENERAL FUND	Undesignated	Payroll Deductions and Withholdings	\$500.00
MATHISON, LUKE T		0 GENERAL FUND	Undesignated	Payroll Deductions and Withholdings	\$500.00
MCQUEEN, MICHAEL		136053 GENERAL FUND	ELL-ORS	TRAVEL	\$14.75
MCVAY, MELANIE		0 GENERAL FUND	Undesignated	Payroll Deductions and Withholdings	\$500.00
MISSION LINEN SUPPLY		135906 GENERAL FUND	STUDENT TRANSPORTATION SERVICES	SUPPLIES	\$102.32
		135950 GENERAL FUND	STUDENT TRANSPORTATION SERVICES	SUPPLIES	\$102.32
			Total for MISSION LINEN SUPPLY		\$204.64
MONAZI, AMANDA N		0 GENERAL FUND	Undesignated	Payroll Deductions and Withholdings	\$250.00
MORRIS, MELINDA		0 GENERAL FUND	Undesignated	Payroll Deductions and Withholdings	\$250.00
NAPA AUTO PARTS		135907 GENERAL FUND	STUDENT TRANSPORTATION SERVICES	SUPPLIES	\$17.48

Brookings-Harbor School Dist. 17C

Expenditure Summary Report

Fiscal Year: 2024-2025

Criteria: Report Sort: Fund

From Date: 05/01/2025

To Date: 05/31/2025

Fund: 100	GENERAL FUND	Check#	FUND	FUNCTION	OBJECT	Amount
Remit Name						
		135952	GENERAL FUND	STUDENT TRANSPORTATION SERVICES	SUPPLIES	\$50.24
		136055	GENERAL FUND	STUDENT TRANSPORTATION SERVICES	SUPPLIES	\$22.08
				Total for NAPA AUTO PARTS		\$89.80
NAUGLE, ROBERT T		0	GENERAL FUND	Undesignated	Payroll Deductions and Withholdings	\$500.00
NELSON, BRITTNEY LYNN		0	GENERAL FUND	Undesignated	Payroll Deductions and Withholdings	\$500.00
NIDIFFER, VANESSA		135953	GENERAL FUND	HIGH SCHOOL PROGRAMS	TRAVEL	\$44.25
NOLTE, BRITT C		135921	GENERAL FUND	Undesignated	Payroll Deductions and Withholdings	\$250.00
PAULY, ROGERS AND CO., P.C.		135986	GENERAL FUND	BOARD OF DIRECTORS	AUDIT SERVICES	\$41,000.00
PETERS, TINA L		0	GENERAL FUND	Undesignated	Payroll Deductions and Withholdings	\$250.00
PINA, TRAVIS M		0	GENERAL FUND	Undesignated	Payroll Deductions and Withholdings	\$500.00
PRUITT, ASHLEY M		0	GENERAL FUND	Undesignated	Payroll Deductions and Withholdings	\$250.00
PRYOR-RODE, JENNIFER		0	GENERAL FUND	Undesignated	Payroll Deductions and Withholdings	\$500.00
PURCHASE POWER		135987	GENERAL FUND	FISCAL SERVICES	POSTAGE	\$1,500.00
QUILL CORPORATION		135908	GENERAL FUND	HIGH SCHOOL PROGRAMS	SUPPLIES	\$214.55
		135988	GENERAL FUND	HIGH SCHOOL PROGRAMS	SUPPLIES	\$205.56
		136056	GENERAL FUND	HIGH SCHOOL PROGRAMS	SUPPLIES	\$100.07

Brookings-Harbor School Dist. 17C

Expenditure Summary Report

Fiscal Year: 2024-2025

Criteria: Report Sort: Fund

From Date: 05/01/2025

To Date: 05/31/2025

Fund: 100	GENERAL FUND	Check#	FUND	FUNCTION	OBJECT	Amount
Remit Name						
		0	GENERAL FUND	Undesignated	Payroll Deductions and Withholdings	\$250.00
SMITH, SEAN						
		0	GENERAL FUND	STUDENTS WITH DISABILITIES	PROFESSIONAL AND TECHNICAL SERVICES	\$3,465.00
SPARKMAN, BREANNA M						
		0	GENERAL FUND	Undesignated	Payroll Deductions and Withholdings	\$500.00
STEWART, WENDY ALEXIS						
		135923	GENERAL FUND	Undesignated	Payroll Deductions and Withholdings	\$250.00
STUMPENHAUS, WADE C						
		0	GENERAL FUND	Undesignated	Payroll Deductions and Withholdings	\$250.00
UMPQUA BANK						
		0	GENERAL FUND	ELEMENTARY	SUPPLIES	\$312.09
		0	GENERAL FUND	FISCAL SERVICES	DUES AND FEES	\$976.00
		0	GENERAL FUND	GUIDANCE SERVICES	SUPPLIES	\$88.02
		0	GENERAL FUND	HIGH SCHOOL EXTRACURRICULAR	TRAVEL	\$281.76
		0	GENERAL FUND	HIGH SCHOOL PROGRAMS	SUPPLIES	\$1,720.75
		0	GENERAL FUND	HIGH SCHOOL PROGRAMS	TRAVEL	\$167.80
		0	GENERAL FUND	INSTR. STAFF DEVELOPMENT	SUPPLIES	\$0.00
		0	GENERAL FUND	LIFE SKILLS	SUPPLIES	\$51.22
		0	GENERAL FUND	MIDDLE/JUNIOR HIGH PROGRAMS	SUPPLIES	\$284.95
		0	GENERAL FUND	OFFICE OF THE PRINCIPAL	SUPPLIES	\$207.09
		0	GENERAL FUND	OFFICE OF THE SUPERINTENDENT	DUES AND FEES	\$0.00
		0	GENERAL FUND	OFFICE OF THE SUPERINTENDENT	SUPPLIES	\$0.00
		0	GENERAL FUND	OFFICE OF THE SUPERINTENDENT	TRAVEL	\$53.44
		0	GENERAL FUND	PSYCHOLOGICAL SERVICES	COMPUTER SOFTWARE	\$36.50
		0	GENERAL FUND	SERVICE DIRECTION, STUDENT SUPPORT	SUPPLIES	\$39.98
		0	GENERAL FUND	STAFF SERVICES	SUPPLIES	\$478.45
		0	GENERAL FUND	STUDENTS WITH DISABILITIES	SUPPLIES	\$75.00

Brookings-Harbor School Dist. 17C

Expenditure Summary Report

Fiscal Year: 2024-2025

Criteria: Report Sort: Fund

From Date: 05/01/2025

To Date: 05/31/2025

		Total for UMPQUA BANK		\$4,773.05
US CELLULAR				
135914	GENERAL FUND	ALTERNATIVE EDUCATION	TELEPHONE	\$48.53
135914	GENERAL FUND	NURSE SERVICES	TELEPHONE	\$97.06
135914	GENERAL FUND	STUDENT SAFETY	TELEPHONE	\$48.53
136063	GENERAL FUND	STUDENT TRANSPORTATION SERVICES	Other Communication Services	\$649.87
		Total for US CELLULAR		\$843.99
WAGMAN, ADAM				
136065	GENERAL FUND	MIDDLE/JUNIOR HIGH PROGRAMS	TRAVEL	\$14.75
WALLIN, TERI A				
0	GENERAL FUND	Undesignated	Payroll Deductions and Withholdings	\$500.00
WALTON SOBERON, JODY L				
0	GENERAL FUND	Undesignated	Payroll Deductions and Withholdings	\$500.00
WEBER, SANDRA T				
0	GENERAL FUND	Undesignated	Payroll Deductions and Withholdings	\$500.00
WESEL, DUSTIN				
0	GENERAL FUND	Undesignated	Payroll Deductions and Withholdings	\$250.00
WEST COAST PAPER INC				
135995	GENERAL FUND	ELEMENTARY	SUPPLIES	\$302.40
135995	GENERAL FUND	FISCAL SERVICES	SUPPLIES	\$302.40
135995	GENERAL FUND	HIGH SCHOOL PROGRAMS	SUPPLIES	\$302.40
135995	GENERAL FUND	MIDDLE/JUNIOR HIGH PROGRAMS	SUPPLIES	\$302.40
135995	GENERAL FUND	STUDENT TRANSPORTATION SERVICES	SUPPLIES	\$168.00
135995	GENERAL FUND	STUDENTS WITH DISABILITIES	SUPPLIES	\$302.40
		Total for WEST COAST PAPER INC		\$1,680.00
WESTERN BUS SALES INC				
135963	GENERAL FUND	STUDENT TRANSPORTATION SERVICES	SUPPLIES	\$156.98
135996	GENERAL FUND	STUDENT TRANSPORTATION SERVICES	SUPPLIES	\$2,570.24

Brookings-Harbor School Dist. 17C

Expenditure Summary Report

Fiscal Year: 2024-2025

Criteria: Report Sort: Fund

From Date: 05/01/2025

To Date: 05/31/2025

Fund: 100 GENERAL FUND		Check#	FUND	FUNCTION	OBJECT	Amount
Remit Name						
		136067	GENERAL FUND	STUDENT TRANSPORTATION SERVICES	SUPPLIES	\$93.99
				Total for WESTERN BUS SALES INC		\$2,821.21
WOODEL, LISA A		0	GENERAL FUND	Undesignated	Payroll Deductions and Withholdings	\$500.00
ZIPLY FIBER		135997	GENERAL FUND	TECHNOLOGY SERVICES	TELEPHONE	\$107.77
		136069	GENERAL FUND	TECHNOLOGY SERVICES	TELEPHONE	\$2,524.43
				Total for ZIPLY FIBER		\$2,632.20
				Total for GENERAL FUND		\$271,288.03

Fund: 202 Title I-A		Check#	FUND	FUNCTION	OBJECT	Amount
Remit Name						
ESS WEST, LLC		0	Title I-A	TITLE 1A PROGRAM	ESS Certified Substitutes	\$269.98
		0	Title I-A	TITLE 1A PROGRAM	ESS Classified Substitutes	\$3,695.72
				Total for ESS WEST, LLC		\$3,965.70
LOEBS, CHELSEA		135947	Title I-A	COMMUNITY SERVICES	PROFESSIONAL AND TECHNICAL SERVICES	\$175.00
MCCRAE, KALLAN		135949	Title I-A	COMMUNITY SERVICES	PROFESSIONAL AND TECHNICAL SERVICES	\$112.50
MORRIS, GWEN		135951	Title I-A	COMMUNITY SERVICES	PROFESSIONAL AND TECHNICAL SERVICES	\$737.50
SCHULTZ, JAMES		135955	Title I-A	COMMUNITY SERVICES	PROFESSIONAL AND TECHNICAL SERVICES	\$950.00
SCHULTZ, JAMIE		135956	Title I-A	COMMUNITY SERVICES	PROFESSIONAL AND TECHNICAL SERVICES	\$900.00

Brookings-Harbor School Dist. 17C

Expenditure Summary Report

Fiscal Year: 2024-2025

Criteria: Report Sort: Fund

From Date: 05/01/2025

To Date: 05/31/2025

Fund: 202	Title I-A	Check#	FUND	FUNCTION	OBJECT	Amount
SCHULTZ, KARI		135957	Title I-A	COMMUNITY SERVICES	PROFESSIONAL AND TECHNICAL SERVICES	\$1,150.00
UMPQUA BANK		0	Title I-A	TITLE 1A PROGRAM	SUPPLIES	\$1,205.17
Total for Title I-A						\$9,195.87

Fund: 205	FED IMPROVE FUNDS CSI & TSI SCHOOLS	Check#	FUND	FUNCTION	OBJECT	Amount
AMAZON		135965	FED IMPROVE FUNDS CSI & TSI SCHOOLS	HIGH SCHOOL PROGRAMS	SUPPLIES	\$187.00
		136037	FED IMPROVE FUNDS CSI & TSI SCHOOLS	HIGH SCHOOL PROGRAMS	SUPPLIES	(\$89.24)
Total for AMAZON						\$97.76
MRS. WILLS KINDERGARTEN		136054	FED IMPROVE FUNDS CSI & TSI SCHOOLS	INSTR. STAFF DEVELOPMENT	PROFESSIONAL AND TECHNICAL SERVICES	\$4,500.00
SOUTH COAST COMMUNITY AQUATICS INC		135990	FED IMPROVE FUNDS CSI & TSI SCHOOLS	ELEMENTARY	TRAVEL	\$175.00
UMPQUA BANK		0	FED IMPROVE FUNDS CSI & TSI SCHOOLS	MIDDLE/JUNIOR HIGH PROGRAMS	SUPPLIES	\$624.68
Total for FED IMPROVE FUNDS CSI & TSI SCHOOLS						\$5,397.44

Fund: 208	IDEA GRANT	Check#	FUND	FUNCTION	OBJECT	Amount
ESS WEST, LLC		0	IDEA GRANT	LIFE SKILLS	ESS Certified Substitutes	\$1,079.96
Total for IDEA GRANT						\$1,079.96

Fund: 215	E-RATE FUTURE TECHNOLOGY FUNDS	Check#	FUND	FUNCTION	OBJECT	Amount
-----------	--------------------------------	--------	------	----------	--------	--------

Brookings-Harbor School Dist. 17C

Expenditure Summary Report

Fiscal Year: 2024-2025

Criteria: Report Sort: Fund

From Date: 05/01/2025

To Date: 05/31/2025

Fund: 215 E-RATE FUTURE TECHNOLOGY FUNDS
 Remit Name Check# FUND FUNCTION OBJECT Amount

ZIPLY FIBER

135997 E-RATE FUTURE TECHNOLOGY FUNDS TECHNOLOGY SERVICES Other Communication Services \$1,281.12

Total for E-RATE FUTURE TECHNOLOGY FUNDS \$1,281.12

Fund: 221 YTP GRANT
 Remit Name Check# FUND FUNCTION OBJECT Amount

LEIGH, MAUREEN F

135946 YTP GRANT YOUTH TRANSITION PROGRAM TRAVEL \$73.75

US CELLULAR

135914 YTP GRANT YOUTH TRANSITION PROGRAM TELEPHONE \$48.53

Total for YTP GRANT \$122.28

Fund: 224 Emergency Connectivity Funds
 Remit Name Check# FUND FUNCTION OBJECT Amount

US CELLULAR

135961 Emergency Connectivity Funds TECHNOLOGY SERVICES Other Communication Services \$185.40

136063 Emergency Connectivity Funds TECHNOLOGY SERVICES Other Communication Services \$570.80

Total for US CELLULAR \$756.20

Total for Emergency Connectivity Funds \$756.20

Fund: 231 STRONGER CONNECTIONS GRANT
 Remit Name Check# FUND FUNCTION OBJECT Amount

COMMITTEE FOR CHILDREN

136043 STRONGER CONNECTIONS GRANT ELEMENTARY TEXTBOOKS \$2,778.00

ESS WEST, LLC

0 STRONGER CONNECTIONS GRANT GUIDANCE SERVICES ESS Classified Substitutes \$193.13

Total for STRONGER CONNECTIONS GRANT \$2,971.13

Fund: 251 SCHOOL IMPROVEMENT ACCOUNT (SIA)
 Remit Name Check# FUND FUNCTION OBJECT Amount

ELK RIDGE CLOTHING

Brookings-Harbor School Dist. 17C

Expenditure Summary Report

Fiscal Year: 2024-2025

Criteria: Report Sort: Fund

From Date: 05/01/2025

To Date: 05/31/2025

Fund: 251		SCHOOL IMPROVEMENT ACCOUNT (SIA)				
Remit Name	Check#	FUND	FUNCTION	OBJECT	Amount	
	135976	SCHOOL IMPROVEMENT ACCOUNT (SIA)	ELEMENTARY	SUPPLIES	\$1,380.00	
ESS WEST, LLC		0 SCHOOL IMPROVEMENT ACCOUNT (SIA)	ELEMENTARY	ESS Certified Substitutes	\$809.97	
	0	SCHOOL IMPROVEMENT ACCOUNT (SIA)	MIDDLE/JUNIOR HIGH PROGRAMS	ESS Certified Substitutes	\$539.98	
Total for ESS WEST, LLC					\$1,349.95	
Total for SCHOOL IMPROVEMENT ACCOUNT (SIA)					\$2,729.95	

Fund: 252		HIGH SCHOOL SUCCESS - M98				
Remit Name	Check#	FUND	FUNCTION	OBJECT	Amount	
AMAZON	135924	HIGH SCHOOL SUCCESS - M98	HIGH SCHOOL PROGRAMS	NON CONSUMABLE SUPPLIES	\$527.59	
BUREAU OF EDUCATION & RESEARCH	135928	HIGH SCHOOL SUCCESS - M98	MIDDLE/JUNIOR HIGH PROGRAMS	TRAVEL	\$545.00	
ESS WEST, LLC	0	HIGH SCHOOL SUCCESS - M98	HIGH SCHOOL PROGRAMS	ESS Certified Substitutes	\$944.93	
SOUTHERN OREGON UNIVERSITY	136059	HIGH SCHOOL SUCCESS - M98	HIGH SCHOOL PROGRAMS	OTHER TUITION	\$15,008.00	
SOWIB	135910	HIGH SCHOOL SUCCESS - M98	INFORMATION SERVICES	PROFESSIONAL AND TECHNICAL SERVICES	\$2,643.22	
UMPQUA BANK	0	HIGH SCHOOL SUCCESS - M98	HIGH SCHOOL PROGRAMS	NON CONSUMABLE SUPPLIES	\$1,247.31	
	0	HIGH SCHOOL SUCCESS - M98	HIGH SCHOOL PROGRAMS	SUPPLIES	\$318.75	
	0	HIGH SCHOOL SUCCESS - M98	HIGH SCHOOL PROGRAMS	TRAVEL	\$918.98	
	0	HIGH SCHOOL SUCCESS - M98	MIDDLE/JUNIOR HIGH PROGRAMS	NON INSTRUCTIONAL PROFESSIONAL & TECH	\$56.01	
	0	HIGH SCHOOL SUCCESS - M98	MIDDLE/JUNIOR HIGH PROGRAMS	SUPPLIES	\$22.50	
Total for UMPQUA BANK					\$2,563.55	

WARDWELL, BLYTHE

Brookings-Harbor School Dist. 17C

Expenditure Summary Report

Fiscal Year: 2024-2025

Criteria: Report Sort: Fund

From Date: 05/01/2025

To Date: 05/31/2025

Fund: 252		HIGH SCHOOL SUCCESS - M98				
Remit Name	Check#	FUND	FUNCTION	OBJECT	Amount	
	136066	HIGH SCHOOL SUCCESS - M98	HIGH SCHOOL PROGRAMS	TRAVEL	\$623.00	
Total for HIGH SCHOOL SUCCESS - M98					\$22,855.29	

Fund: 257		EARLY LITERACY GRANT				
Remit Name	Check#	FUND	FUNCTION	OBJECT	Amount	
UMPQUA BANK	0	EARLY LITERACY GRANT	ELEMENTARY	SUPPLIES	\$148.34	
Total for EARLY LITERACY GRANT					\$148.34	

Fund: 261		Miscellaneous				
Remit Name	Check#	FUND	FUNCTION	OBJECT	Amount	
AMAZON	135924	Miscellaneous	ELEMENTARY	SUPPLIES	\$2,035.59	
JERRY'S JET BOATS	135982	Miscellaneous	ELEMENTARY	SUPPLIES	\$82.00	
UMPQUA BANK	0	Miscellaneous	HIGH SCHOOL PROGRAMS	PROFESSIONAL AND TECHNICAL SERVICES	\$1,763.00	
Total for Miscellaneous					\$3,880.59	

Fund: 266		Menstrual Dignity				
Remit Name	Check#	FUND	FUNCTION	OBJECT	Amount	
AMAZON	136037	Menstrual Dignity	HEALTH SERVICES	SUPPLIES	\$154.74	
Total for Menstrual Dignity					\$154.74	

Fund: 274		HS Co-Curricular				
Remit Name	Check#	FUND	FUNCTION	OBJECT	Amount	
BLAKE, JOHN	135889	HS Co-Curricular	HIGH SCHOOL EXTRACURRICULAR	TRAVEL	\$14.75	
	136039	HS Co-Curricular	HIGH SCHOOL EXTRACURRICULAR	TRAVEL	\$44.25	

Brookings-Harbor School Dist. 17C

Expenditure Summary Report

Fiscal Year: 2024-2025

Criteria: Report Sort: Fund

From Date: 05/01/2025

To Date: 05/31/2025

				Total for BLAKE, JOHN		\$59.00
CTR INC						
	135897	HS Co-Curricular		HIGH SCHOOL EXTRACURRICULAR	DUES AND FEES	\$616.00
GUY, DAVID S						
	136047	HS Co-Curricular		HIGH SCHOOL EXTRACURRICULAR	TRAVEL	\$88.50
HANSEN, LINSIE						
	135902	HS Co-Curricular		HIGH SCHOOL EXTRACURRICULAR	TRAVEL	\$44.25
	135941	HS Co-Curricular		HIGH SCHOOL EXTRACURRICULAR	TRAVEL	\$44.25
	135980	HS Co-Curricular		HIGH SCHOOL EXTRACURRICULAR	TRAVEL	\$44.25
				Total for HANSEN, LINSIE		\$132.75
HARDING, JARRED						
	135903	HS Co-Curricular		HIGH SCHOOL EXTRACURRICULAR	TRAVEL	\$29.50
	135942	HS Co-Curricular		HIGH SCHOOL EXTRACURRICULAR	TRAVEL	\$103.25
	136049	HS Co-Curricular		HIGH SCHOOL EXTRACURRICULAR	TRAVEL	\$44.25
				Total for HARDING, JARRED		\$177.00
RAMIREZ, GRACE						
	135954	HS Co-Curricular		HIGH SCHOOL EXTRACURRICULAR	TRAVEL	\$12.00
SIUSLAW HIGH SCHOOL						
	135958	HS Co-Curricular		HIGH SCHOOL EXTRACURRICULAR	SUPPLIES	\$30.00
THREE RIVERS SOFTBALL UMPIRES ASSOCIATIO						
	135993	HS Co-Curricular		HIGH SCHOOL EXTRACURRICULAR	DUES AND FEES	\$565.00
UMPQUA BANK						
	0	HS Co-Curricular		HIGH SCHOOL EXTRACURRICULAR	REPAIR AND MAINTENANCE	\$1,196.99
				Total for HS Co-Curricular		\$2,877.24

Fund: 275 Azalea MS Athletics

Remit Name	Check#	FUND	FUNCTION	OBJECT	Amount	
HANSEN, LINSIE						
	135902	Azalea MS Athletics	MIDDLE/JUNIOR HIGH PROGRAMS	TRAVEL	\$44.25	
	135941	Azalea MS Athletics	MIDDLE/JUNIOR HIGH PROGRAMS	TRAVEL	\$44.25	
				Total for HANSEN, LINSIE		\$88.50

Brookings-Harbor School Dist. 17C

Expenditure Summary Report

Fiscal Year: 2024-2025

Criteria: Report Sort: Fund

From Date: 05/01/2025

To Date: 05/31/2025

UMPQUA BANK		0	Azalea MS Athletics	MIDDLE/JUNIOR HIGH EXTRACURRICULAR	SUPPLIES	\$269.50
Total for Azalea MS Athletics						\$358.00

Fund: 277 **HB3499 ELL**

Remit Name	Check#	FUND	FUNCTION	OBJECT	Amount
------------	--------	------	----------	--------	--------

UMPQUA BANK		0	HB3499 ELL	HIGH SCHOOL PROGRAMS	TRAVEL	\$2,785.92
		0	HB3499 ELL	MIDDLE/JUNIOR HIGH PROGRAMS	TRAVEL	\$2,785.92
Total for UMPQUA BANK						\$5,571.84

US CELLULAR		135914	HB3499 ELL	ELL-ORS	TELEPHONE	\$48.53
Total for HB3499 ELL						\$5,620.37

Fund: 285 **FACILITY MAINTENANCE**

Remit Name	Check#	FUND	FUNCTION	OBJECT	Amount
------------	--------	------	----------	--------	--------

ADVANCED SECURITY SYSTEMS		135964	FACILITY MAINTENANCE	MAINTENANCE SERVICES	REPAIR AND MAINTENANCE	\$65.00
AMAZON		135965	FACILITY MAINTENANCE	MAINTENANCE SERVICES	SUPPLIES	\$655.64
BRIGHTLY SOFTWARE, INC.		135891	FACILITY MAINTENANCE	MAINTENANCE SERVICES	COMPUTER SOFTWARE	\$3,979.85
BROOKINGS GLASS INC		135892	FACILITY MAINTENANCE	MAINTENANCE SERVICES	REPAIR AND MAINTENANCE	\$3,966.00
CTR INC		135933	FACILITY MAINTENANCE	MAINTENANCE SERVICES	NON INSTRUCTIONAL PROFESSIONAL & TECH	\$152.00
		135933	FACILITY MAINTENANCE	MAINTENANCE SERVICES	REPAIR AND MAINTENANCE	\$0.00
Total for CTR INC						\$152.00
KELLUM'S FLOORS & MORE, LLC		135983	FACILITY MAINTENANCE	MAINTENANCE SERVICES	REPAIR AND MAINTENANCE	\$4,845.16

Brookings-Harbor School Dist. 17C

Expenditure Summary Report

Fiscal Year: 2024-2025

Criteria: Report Sort: Fund

From Date: 05/01/2025

To Date: 05/31/2025

Fund: 285		FACILITY MAINTENANCE			
Remit Name	Check#	FUND	FUNCTION	OBJECT	Amount
NAPA AUTO PARTS					
	135984	FACILITY MAINTENANCE	MAINTENANCE SERVICES	SUPPLIES	\$96.53
UMPQUA BANK					
	0	FACILITY MAINTENANCE	MAINTENANCE SERVICES	SUPPLIES	\$179.03
UMPQUA SHEET METAL, INC.					
	135913	FACILITY MAINTENANCE	MAINTENANCE SERVICES	REPAIR AND MAINTENANCE	\$1,690.00
Total for FACILITY MAINTENANCE					\$15,629.21

Fund: 286		TAP			
Remit Name	Check#	FUND	FUNCTION	OBJECT	Amount
ZCS ENGINEERING ARCHITECTURE					
	136068	TAP	MAINTENANCE SERVICES	NON INSTRUCTIONAL PROFESSIONAL & TECH	\$2,820.00
Total for TAP					\$2,820.00

Fund: 291		HIGH SCHOOL STUDENT BODY			
Remit Name	Check#	FUND	FUNCTION	OBJECT	Amount
AMAZON					
	135886	HIGH SCHOOL STUDENT BODY	HIGH SCHOOL EXTRACURRICULAR	SUPPLIES	\$50.97
	135965	HIGH SCHOOL STUDENT BODY	HIGH SCHOOL EXTRACURRICULAR	SUPPLIES	\$392.80
Total for AMAZON					\$443.77
FARMER, ABBY					
	135977	HIGH SCHOOL STUDENT BODY	HIGH SCHOOL EXTRACURRICULAR	SUPPLIES	\$220.00
KATELYN'S CAUSE					
	136052	HIGH SCHOOL STUDENT BODY	HIGH SCHOOL PROGRAMS	SUPPLIES	\$400.00
MARSHFIELD HIGH SCHOOL					
	135948	HIGH SCHOOL STUDENT BODY	HIGH SCHOOL EXTRACURRICULAR	SUPPLIES	\$240.00
TRADEWIND SIGNS					
	136062	HIGH SCHOOL STUDENT BODY	HIGH SCHOOL EXTRACURRICULAR	SUPPLIES	\$333.00
UMPQUA BANK					

Brookings-Harbor School Dist. 17C

Expenditure Summary Report

Fiscal Year: 2024-2025

Criteria: Report Sort: Fund

From Date: 05/01/2025

To Date: 05/31/2025

Fund: 291		HIGH SCHOOL STUDENT BODY				
Remit Name	Check#	FUND	FUNCTION	OBJECT	Amount	
	0	HIGH SCHOOL STUDENT BODY	HIGH SCHOOL EXTRACURRICULAR	SUPPLIES	\$13,445.30	
	0	HIGH SCHOOL STUDENT BODY	HIGH SCHOOL PROGRAMS	SUPPLIES	\$5,104.96	
Total for UMPQUA BANK					\$18,550.26	
Total for HIGH SCHOOL STUDENT BODY					\$20,187.03	

Fund: 292		AZALEA STUDENT BODY				
Remit Name	Check#	FUND	FUNCTION	OBJECT	Amount	
AMAZON	135886	AZALEA STUDENT BODY	MIDDLE/JUNIOR HIGH EXTRACURRICULAR	SUPPLIES	\$955.16	
NATIONAL CHEERLEADERS ASSO	135985	AZALEA STUDENT BODY	MIDDLE/JUNIOR HIGH EXTRACURRICULAR	SUPPLIES	\$2,457.00	
SHUTTERFLY LIFETOUCH LLC ACCTS RECEIVABL	136058	AZALEA STUDENT BODY	MIDDLE/JUNIOR HIGH EXTRACURRICULAR	SUPPLIES	\$1,684.00	
UMPQUA BANK	0	AZALEA STUDENT BODY	MIDDLE/JUNIOR HIGH EXTRACURRICULAR	SUPPLIES	\$188.90	
Total for AZALEA STUDENT BODY					\$5,285.06	

Fund: 293		KALMIOPSIS STUDENT BODY				
Remit Name	Check#	FUND	FUNCTION	OBJECT	Amount	
AMAZON	135886	KALMIOPSIS STUDENT BODY	ELEMENTARY COCURRICULAR	SUPPLIES	\$386.32	
DEMCO, INC.	135975	KALMIOPSIS STUDENT BODY	ELEMENTARY COCURRICULAR	SUPPLIES	\$294.90	
JERRY'S JET BOATS	135944	KALMIOPSIS STUDENT BODY	ELEMENTARY COCURRICULAR	SUPPLIES	\$4,167.00	
UMPQUA BANK	0	KALMIOPSIS STUDENT BODY	ELEMENTARY COCURRICULAR	SUPPLIES	\$28.88	
Total for KALMIOPSIS STUDENT BODY					\$4,877.10	

Brookings-Harbor School Dist. 17C

Expenditure Summary Report

Fiscal Year: 2024-2025

Criteria: Report Sort: Fund

From Date: 05/01/2025

To Date: 05/31/2025

Fund: 296		F2CNP COMPETITIVE			
Remit Name	Check#	FUND	FUNCTION	OBJECT	Amount
UMPQUA BANK					
	0	F2CNP COMPETITIVE	FOOD SERVICES	FOOD	\$2,969.41
Total for F2CNP COMPETITIVE					\$2,969.41

Fund: 299		Nutrition Services			
Remit Name	Check#	FUND	FUNCTION	OBJECT	Amount
CTR INC					
	135897	Nutrition Services	FOOD SERVICES	GARBAGE	\$2,518.97
ESS WEST, LLC					
	0	Nutrition Services	FOOD SERVICES	ESS Classified Substitutes	\$758.94
FRANZ FAMILY BAKERIES					
	135937	Nutrition Services	FOOD SERVICES	FOOD	\$344.76
	135978	Nutrition Services	FOOD SERVICES	FOOD	\$200.94
	136046	Nutrition Services	FOOD SERVICES	FOOD	\$392.12
Total for FRANZ FAMILY BAKERIES					\$937.82
SUNRISE DISTRIBUTORS INC					
	135911	Nutrition Services	FOOD SERVICES	FOOD	\$1,303.15
	135959	Nutrition Services	FOOD SERVICES	FOOD	\$1,128.40
	135991	Nutrition Services	FOOD SERVICES	FOOD	\$1,605.90
	136060	Nutrition Services	FOOD SERVICES	FOOD	\$1,303.70
Total for SUNRISE DISTRIBUTORS INC					\$5,341.15
SYSCO PORTLAND, INC.					
	135912	Nutrition Services	FOOD SERVICES	FOOD	\$4,521.02
	135960	Nutrition Services	FOOD SERVICES	FOOD	\$5,043.47
	135992	Nutrition Services	FOOD SERVICES	FOOD	\$5,148.07
	136061	Nutrition Services	FOOD SERVICES	FOOD	\$3,471.48
Total for SYSCO PORTLAND, INC.					\$18,184.04
UMPQUA BANK					

Brookings-Harbor School Dist. 17C

Expenditure Summary Report

Fiscal Year: 2024-2025

Criteria: Report Sort: Fund

From Date: 05/01/2025

To Date: 05/31/2025

Fund: 299	Nutrition Services	Check#	FUND	FUNCTION	OBJECT	Amount
Remit Name						
		0	Nutrition Services	FOOD SERVICES	DUES AND FEES	\$0.00
		0	Nutrition Services	FOOD SERVICES	FOOD	\$25.69
		0	Nutrition Services	FOOD SERVICES	SUPPLIES	\$0.00
		0	Nutrition Services	FOOD SERVICES	TRAVEL	\$0.00
				Total for UMPQUA BANK		\$25.69
US FOODS						
		135915	Nutrition Services	FOOD SERVICES	FOOD	\$4,092.30
		135962	Nutrition Services	FOOD SERVICES	FOOD	\$4,226.02
		135994	Nutrition Services	FOOD SERVICES	FOOD	\$5,904.95
		136064	Nutrition Services	FOOD SERVICES	FOOD	\$1,803.44
				Total for US FOODS		\$16,026.71
ZIPLY FIBER						
		135997	Nutrition Services	FOOD SERVICES	TELEPHONE	\$6.88
		136069	Nutrition Services	FOOD SERVICES	TELEPHONE	\$161.13
				Total for ZIPLY FIBER		\$168.01
				Total for Nutrition Services		\$43,961.33

Brookings-Harbor School Dist. 17C

Expenditure Summary Report

Fiscal Year: 2024-2025

Criteria: Report Sort: Fund

From Date: 05/01/2025

To Date: 05/31/2025

Grand Total: \$426,445.69

Recap for FUND for GENERAL FUND

100	GENERAL FUND	\$271,288.03
202	Title I-A	\$9,195.87
205	FED IMPROVE FUNDS CSI & TSI :	\$5,397.44
208	IDEA GRANT	\$1,079.96
215	E-RATE FUTURE TECHNOLOGY F	\$1,281.12
221	YTP GRANT	\$122.28
224	Emergency Connectivity Funds	\$756.20
231	STRONGER CONNECTIONS GRA	\$2,971.13
251	SCHOOL IMPROVEMENT ACCOU	\$2,729.95
252	HIGH SCHOOL SUCCESS - M98	\$22,855.29
257	EARLY LITERACY GRANT	\$148.34
261	Miscellaneous	\$3,880.59
266	Menstrual Dignity	\$154.74
274	HS Co-Curricular	\$2,877.24
275	Azalea MS Athletics	\$358.00
277	HB3499 ELL	\$5,620.37
285	FACILITY MAINTENANCE	\$15,629.21
286	TAP	\$2,820.00
291	HIGH SCHOOL STUDENT BODY	\$20,187.03
292	AZALEA STUDENT BODY	\$5,285.06
293	KALMIOPSIS STUDENT BODY	\$4,877.10
296	F2CNP COMPETITIVE	\$2,969.41
299	Nutrition Services	\$43,961.33

End of Report

Recommendation to Hire New Hire Form - Certified

For: **Ferreira, McKenna**
Sent By: caroll@brookings.k12.or.us

Completed By: User - jenniferlo@brookings.k12.or.us
Overall Status: Approved - Next step

Sent On: 5/6/2025 5:06pm
Completed: 5/20/2025 1:01pm

For Job ID: **1165 - Elementary Classroom Teacher (Multiple Positions) at Kalmiopsis Elementary School**

RECOMMENDATION TO HIRE - CERTIFIED

McKenna Ferreira is being recommended for:
Elementary Classroom Teacher (Multiple Positions) at Kalmiopsis Elementary School
Current City/State: Smith River / CA

Elementary - Multiple Subjects

Undergraduate College and GPA:

Western Governors

University where Teaching Degree was conferred:

UT Western Governors

Top Quality (1-2 sentences) that compelled the committee to select this candidate over others:

She is compassionate about teaching. She works hard and is willing to step in where needed. She will be a great Kindergarten teacher.

Teaching Assignment / School:

Kindergarten Kalmiopsis Elementary

Work Schedule:

7:40-3:40

* Anticipated Start Date:

08/19/2025

Hiring Manager Signature:

X

Signed: **Carol Leonard**

Stamped: 5/7/2025 10:10:26 AM; 50.45.231.2; User - caroll@brookings.k12.or.us - CAROLL@BROOKINGS.K12.OR.US;

By typing in your name (your "eSignature"), you accept and consent to be legally bound by this document's statements, terms and conditions as if this document was signed by you in writing with pen on paper. You agree that no third party or other means of verification is necessary to validate your eSignature and that the lack of such third party or other means of verification will not in any way affect the enforceability of this document.

Recommendation to Hire New Hire Form - Certified

For: **Shearer, Jean**
Sent By: Tristin

Completed By: User - jenniferlo@brookings.k12.or.us
Overall Status: Approved - Next step

Sent On: 5/28/2025 3:01pm
Completed: 6/6/2025 10:45am

For Job ID: **1164 - Secondary PE/Health Teacher at Brookings-Harbor High School**

RECOMMENDATION TO HIRE - CERTIFIED

Jean Shearer is being recommended for:
Secondary PE/Health Teacher at Brookings-Harbor High School
Current City/State: Brookings / OR

Physical Education

Undergraduate College and GPA:

4.0 U of O

University where Teaching Degree was conferred:

U of O

Top Quality (1-2 sentences) that compelled the committee to select this candidate over others:

She knows the families and curriculum very well.

Teaching Assignment / School:

High School Health/P.E. teacher

Work Schedule:

full time

* Anticipated Start Date:

08/20/2025

Hiring Manager Signature:

X

Signed: **Tristin Harkins**

Stamped: 5/28/2025 5:02:00 PM; 50.45.231.2; User - Tristin - tristin@brookings.k12.or.us;

By typing in your name (your "eSignature"), you accept and consent to be legally bound by this document's statements, terms and conditions as if this document was signed by you in writing with pen on paper. You agree that no third party or other means of verification is necessary to validate your eSignature and that the lack of such third party or other means of verification will not in any way affect the enforceability of this document.



Brookings Harbor School District 17C

629 Easy St
Brookings, OR 97415
Tel 541 469-7443
Fax 541 469-6599
www.brookings.k12.or.us

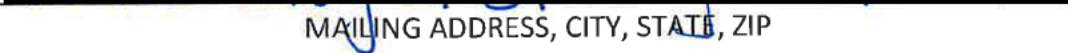
DONATION RECEIPT

Destini Robb-Parke - Student

DONOR NAME



MAILING ADDRESS, CITY, STATE, ZIP



PHYSICAL ADDRESS, CITY, STATE, ZIP



PHONE NUMBER



BROOKINGS-HARBOR SCHOOL DISTRICT TAX ID: 93-6000388

DONATION DESCRIPTION	
Donated 12 books from personal collection.	

OFFICE USE ONLY	
Received By:	Alana Hatch - Librarian
Date Received:	5/19/25
Destination of Gift:	Library



Brookings Harbor School District 17C

564 Fern Ave
Brookings, OR 97415
Tel 541 469-7443
Fax 541 469-6599
www.brookings.k12.or.us

DONATION RECEIPT

Rite Aid

DONOR NAME

16261 S. Hwy 101 Harbor, OR 97415

MAILING ADDRESS, CITY, STATE, ZIP

Seaside

PHYSICAL ADDRESS, CITY, STATE, ZIP

541-469-3121

PHONE NUMBER

BROOKINGS-HARBOR SCHOOL DISTRICT TAX ID: 93-6000388

DONATION DESCRIPTION

Broken clothing, draw string bags, water bottles

Approx. value = \$11,603

OFFICE USE ONLY

Received By:	Keith Wallin
Date Received:	6/5/2025
Destination of Gift:	BHHS

Azalea Athletics Code of Conduct

Introduction

The Brookings-Harbor School District values athletics and activities as an important part of a student's education and as a means to provide a positive connection to school and the community. We believe athletic competition and activities provide many learning opportunities for developing skills and resilience that young adults will carry throughout their lives.

Participation in extracurricular activities is a privilege and an honor granted to students who have demonstrated a commitment to meeting the academic and behavioral standards of the district.

Participation is afforded to students who comply with state/ federal laws and school district policy. Students participating in athletics and activities are expected to exemplify high standards of moral conduct, to serve as role models, and to positively represent our school district and community.

Message to the Parents/Guardians

As a parent/guardian of a student, you have committed yourself to certain responsibilities and obligations which are outlined in this Athletic/Activities Code of Conduct. Your signature on the Athletic Code of Conduct consent page, along with the signature of your student, indicates that you understand and accept those responsibilities and obligations, and agree to cooperate with school personnel. Compliance with the Athletic Code is essential to the success of the athletic/activities programs and failure to comply with the Athletic Code of Conduct may lead to discipline and possible expulsion from the program.

The Brookings Harbor Athletic Department is committed to providing:

- adequate and safe equipment and facilities;
- educated and experienced coaches/advisors;
- appropriate competitions and activities with certified officials;
- support to students, advisors, coaches and parents.

Good sportsmanship is encouraged and expected from our athletes, parents, fans and spectators at all times during events. Failure to exhibit good sportsmanship may result in removal from the event and/or future events.

Azalea Athletics Code of Conduct

NON DISCRIMINATION

Brookings Harbor School District provides equal opportunity and access to all educational services, facilities, sports, activities and/or employment to every person. Brookings Harbor District does not discriminate on the grounds of race, color, sex, sexual orientation, marital status, religion, national origin, age, or disability. For inquiries or complaints regarding the District's non-discrimination policies and compliance: Please contact the High School Administration at 541-469-2108

Participation Fee

The athletic participation fee is \$65.00 per middle school season. Activities fees may vary based on the program. Payment plans and scholarships can be arranged through the athletic secretary and school athletic director.

Refund Policy

If a student is cut from a team/activity during tryouts, the fee will be refunded. If the student quits or is removed due to team policy violation, or becomes ineligible to participate, the participation fee will not be refunded. Other scenarios may be appealed to the athletic office.

Student Insurance

The district requires catastrophic insurance for each student enrolled on an athletic team. It is required that all students participating in inter school (between middle schools) athletic activities be covered by athletic accident insurance. Students participating in authorized intramural (within AMS) school activities may be required to have insurance coverage as determined by the administration.

Additionally, some non athletic inter school activities may require such insurance as appropriate and as determined by the administration.

Physical Examinations

All students participating in athletic programs are required to submit to the district a School Sports Preparticipation Examination form prior to their initial participation in a district athletic program. The form is to be completed and signed by a parent or guardian and physician giving permission for the student to participate.

A student who is subsequently diagnosed with a significant illness or has had a major injury is required to have a physical examination prior to further participation in extracurricular sports. They will also need to provide documentation from a licensed

Azalea Athletics Code of Conduct

health care provider that indicates that the student is cleared to participate. The District Nurse will require a copy of this documentation. Any student who is diagnosed with a concussion will be entered into the Concussion Management Protocol outlined by OSAA and they must meet all the requirements set forth in the district protocol in order to return to participate in sports. Specific documentation must be completed by a licensed healthcare provider and returned to the District Nurse and Athletic Director. Any follow up appointments that the student may need will require new paperwork to be completed until the athlete is medically cleared to return to learn with no accommodations, and they are medically cleared to return to participate. Copies of these forms are available at the front office and on our District website.

Physicals are required to be updated and on file every two years and will be rolled over to the high school.

Sports Team/Activity Rules

The coach or activities sponsor may have additional regulations which will be defined in writing to the participating student and parent/guardian. These policies will be subject to the approval of the administration and/or athletic director and supported and enforced by the same.

Uniforms

Students are responsible for uniforms and/or gear issued to them and should be returned at the end of each season. A fee will be placed on the student's account for any lost or damaged items.

Uniforms and/or gear must be returned and any lost or damaged items must be paid for before the athlete will be eligible to participate in their next sporting event.

Dual Sports

Students are allowed to participate in two sports per season. The student/athlete, parent/guardian, Athletic Director, and Head Coach of each sport involved, shall meet to determine the primary and secondary sport followed by dual sport paperwork being signed by all parties. Students may change their primary sport with coaches and athletic director approval.

Dropping out of a Sport

Commitment is a vital component of high school athletics/activities. Failure to complete a season will result in the following consequences.

Azalea Athletics Code of Conduct

- An athlete dropping out of one sport shall not be allowed to participate or practice in another sport during the same season without the consent of both the coaches.
- An athlete “cut” from a sport program may turn out for another sport during the same season with approval from the athletic director.
- A student dropped from a sport for disciplinary reasons may not participate in another sport for the remainder of the season.

Transportation to and from Games/Activities

Student participants must be transported to all competitions with district-approved transportation.

Student participants will be transported home from all competitions by district-approved transportation unless other transportation is prearranged and approved by the coach or advisor. For example, students may be allowed to ride home from a contest with their parents provided the parents have given the coach a written note. Students may be allowed to ride home with another student’s parents only if the request is made in writing by both sets of parents and is pre-approved with the Athletic Office prior to departure for that event only.

Student Conduct (including away trips)

All district students on out-of-town excursions will abide by the following rules:

- Students will conduct themselves at all times according to the standards of best behavior and remember that they are guests in another community.
- Students will refrain from the use of, distribution of, and contact with, all substances that are deemed to be in violation of the code of conduct or district policies. This shall include, but not be limited to, alcohol for consumption, tobacco/vaping products and unprescribed drugs. It shall also include any item acquired by theft or any other unlawful means.
- Any student who becomes aware of the presence of contraband items shall be expected to report such to a chaperone overseeing the excursion. Failure to do so could constitute willful contact and awareness, and will be subject to disciplinary action.

Bus conduct requirements will be provided to each student at the beginning of each season. These policies will be enforced by drivers and coaches.

Azalea Athletics Code of Conduct

Academic Eligibility Requirements For Participation

Students are expected to be passing all classes. Students struggling in classes will follow grade check procedures to determine eligibility. Grade check sheets for failing grades will be run every other week throughout the season. These checks will be required to be turned in by 3:15 pm Friday of the week they are issued. Failure to do so, or failure to meet the requirements on the sheet, will result in not being eligible the entire following week (M-Sun). If the final grade check falls 3 weeks before season ends, the student will be ineligible for the remaining 2 weeks of the season. Any exceptions will be at the discretion of the administration and/or athletic director.

Attendance Requirements

Students are expected to comply with all attendance policies of the district. Students must attend all classes in which they are enrolled on the day of a practice/activity/event to be eligible to participate in that day's event. Students with an unexcused absence or illness will be unable to practice or perform the day of an event.

- Students must attend all classes in which they are enrolled on the day of practice, activity, or event. Exceptions (e.g., medical appointment, funeral, DMV) must be cleared by administration and should be prearranged when possible. Official documentation may be required.
- Any pattern of irregular attendance, including tardies may be reviewed by the administration at any time, and may result in short-term or long term ineligibility as determined by the review.

Students arriving up to 15 minutes late will result in tardies. Unexcused absences missing more than 15 minutes of class will result in a cut. Students receiving a cut will not be eligible to participate that day in practice, contests, or events. This includes travel.

Suspension

If a student is suspended in or out of school, full or half day, the student cannot participate in a practice, contest, or activity during the period of suspension. This includes travel. If the suspension is out of school, the student may not be on campus. In school suspensions are at the discretion of the coach whether they should attend or not.

Azalea Athletics Code of Conduct

Ejection of Athletes/ Spectators

It is an expectation at Brookings Harbor School District that students will conduct themselves in a manner that reflects positively on the Brookings Harbor school community.

- The student or spectator may be removed from the athletic area for the duration of the game/contest in which the ejection occurred to prevent further incident.
- If the coach determines the student can maintain appropriate behavior, the student may sit with the team for the remainder of the contest in which the student was ejected.
- Any athlete ejected from an athletic contest will miss the next scheduled athletic event and be considered ineligible to participate.
 - Spectators ejected from a contest will also not be allowed to attend the next contest.

Multiple ejections will result in further disciplinary actions up to and including full removal from the activity

Drugs/Alcohol/Tobacco/E Cigarettes/ Vaping

A primary focus of the Brookings Harbor School District is the development of a drug free and safe lifestyle for our students. In keeping with that objective, the undersigned student agrees not to possess or use alcohol or other illegal drugs, vaping products, muscle/performance enhancing substances, prescription drugs inappropriately, any form of tobacco or tobacco look-alike products at any time, or paraphernalia associated with these items. All violations for students are not erased at the end of each school year, it is cumulative while at AMS.

The undersigned also agrees to not be associated with activities that are unlawful or in violation with the school's code of conduct.

First Offense:

- The participant will be suspended for 20% of the games/contests for their current season. All games figured by percentage will be rounded up to the next whole number. Suspensions will begin on the first official contest day, and will only count if the student completes his or her activity/season. If violation occurs with less contests

Azalea Athletics Code of Conduct

remaining then suspension requires, consequence will carry over to the students' next activity. Formula will be recalculated to be reflective of remaining suspension.

Second Offense:

- The participant will be suspended for 50% of games/contests for their current season. All games figured by the percentage will be rounded up to the next whole number. Suspensions will begin on the first official contest day, and will only count if the student completes his or her activity/season. If violation occurs with less contests remaining then suspension requires, consequence will carry over to the students' next activity. Formula will be recalculated to be reflective of remaining suspension.

Third Offense:

- Full suspension from all extracurricular, co curricular and district-sponsored programs for a calendar year. Students may participate in following years with the approval of the principal, athletic director.

Fourth Offense:

- Full suspension from all extracurricular, co curricular and district-sponsored programs from the remainder of the students middle school career. Students and parents can petition the Principal and Athletic Director to be reinstated in school sponsored sports/activities. This suspension will be discussed by administration to determine if it should be carried over to the high school.

Hazing and Harassment

Students participating in school-related activities have a right to be safe and to be free of humiliation and intimidation. Hazing, harassment, intimidation, menacing, or bullying by students, staff, or third parties are strictly prohibited and shall not be tolerated. Any student, employee or third party who has knowledge of conduct in violation of this policy or feels he/she has been a victim shall immediately report his/her concerns.

Students who, after investigation, have been found to be a participant in the hazing, harassment, intimidation, bullying and/or menacing will receive school consequences. Additionally, they may be required to serve suspensions from participate in any athletic, club, or school activity during any school suspension and/or be removed from the sport or activity.

Azalea Athletics Code of Conduct

Theft/Vandalism

A student, parent or legal guardian will be financially responsible for: Theft from or vandalism to school property by a named student. Theft from or vandalism to private property (i.e. motel rooms, restaurants) by named students. The student will receive school consequences. Additionally, they may not participate in any athletic, club, or school activity during any school suspension and/or be removed from the sport or activity

Due Process

A student will be given the opportunity to respond to allegations that the student has violated a rule contained in the Athletic/Activities code of conduct.

When a school administrator has reasonable belief a student may have violated a rule the administrator or designee is responsible for investigating the allegations.

Documentation

School administrators are required to provide written notification to the student and parents when it has been determined that the student has violated a rule within this Athletic/Activities Code of Conduct.

The notification will identify the violated rule and the consequence given as a result of the violation.

Copies of the notification will be provided to the student's advisor or coach.

*Please note that although OSAA is NOT the governing body for middle school activities, some of their resources and advisement will be utilized at the district's discretion.

Tristin Harkins

Kelly Whitley

June 2025 Board Report: High School

Goal 1: BHHS Students will improve in the areas of self-efficacy and sense of belonging from the fall to the spring using the Panorama social-emotional screener.

Link Crew finished their recruitment of students in May. The Link Crew staff led the students in their required day long training in the Gibney Center before school was out for the summer. Even though it was fun, and staff and students enjoyed themselves, it was quite a lot for all involved. The Link Crew will have subsequent training and prep meetings in August to prepare for the incoming 9th grade students on their first day.

The counseling department did a great job with our academic achievement and senior scholarship nights. We had a lot of families participate in both nights. During our academic achievement night, students and families were able to observe student work and speak with the teachers before the awards ceremony. Once inside the auditorium, a number of students received awards for their work in different content areas, their behavior in the school, and their overall improvement. During our senior scholarship night, our seniors were given hundreds of thousands of dollars in various scholarships that they earned through their academic and athletic abilities and hard work. Scholarships ranged from \$500 to a few full scholarships, including one at \$56,000. Afterwards, the seniors who earned scholarships took time to write thank you notes to the people and entities that gave to them.

Our counseling department received the results of our in-house survey about students' sense of belonging at BHHS. At the beginning of the year, 70.9% of students said that they knew that at least one adult in the building cared about them. 24.2% said that they weren't sure and 4.8% said that they did not believe they had one adult that did. Our goal was to make connections with those students that felt they did not have someone within the school that cared about them and move them up into the other two categories. At the end of the year, 77.6% students felt that they had one or more adults that cared about them in the building. 16.9% of students said that they weren't sure and 5.5% of students said that they felt that they did not have one. While we did increase the number of students that felt they had a caring adult in the school, overall, we do need to do better at making connections with those few students that do not feel they have that.

Goal 2: BHHS students will achieve a median student growth percentile of level 4 in ELA and Mathematics as demonstrated by performance on the OSAS.

We have preliminary data back from our juniors that took the OSAS tests. Thanks to the efforts of the junior grade level team, we were able to get a 95% participation from the junior class. This is the first time we've been able to hit the 95% testing goal in a number of years. We will continue with a similar implementation in the years to come so that we can continue to get reliable data sets and better see trends and results over a longer period of time.

In ELA, our students were within a couple percentage points of meeting the state average for proficiency. In Science, we were below the state average. However, the juniors were able to increase their overall proficiency by 9% as compared to their 8th grade testing percentage. In math, we were below the state average as well. However, the students made growth, across the board, within the testing categories.

Our goal for next year is to increase student buy-in and effort on the OSAS tests. Even though participation had markedly increased, not all students that took the tests had taken it as seriously as we had hoped.

Goal 3: BHHS students will become regular attenders at a 90% rate.

Regular attenders are students whose attendance is at 90%, have been enrolled for at least 75 days, and were enrolled in the school as of the first school day in May. This year our preliminary data shows a rate for regular attenders at 74%. Last year our regular attender rate was 70%, compared to a state average of 66%.

Miscellaneous:

Our 9th grade on-track to graduate results are looking better than the previous year. Tentatively, we have 87 freshmen that are on track, which is a rate of 86%. With the possibility to earn credits over summer school, we have a potential on-track rate of 92%. Last year our 9th grade on-track to graduate rate was 73%. Our tentative graduation rate is at 72%, but could increase based on summer graduations. Our graduation rate has held steady from the previous school year.

Brookings Harbor High School saw another year of successful graduates walk across the stage to receive their diplomas. There were a total of 79 graduates who received their diplomas at Azalea Park on Saturday May 31st, 2025. This year marked the second year the ceremony was held at Azalea Park and thanks to the dedication and coordination of the Senior Class Advisor with the City of Brookings and teachers and staff the ceremony saw a tremendous amount of improvement. The seating and layout

was changed to accommodate a larger number of families and spectators by moving the stage to a more central location and increasing the sound equipment so that the ceremony could be heard better. On a side note we would like to thank our staff member who is also a local beekeeper who came to the rescue the night before graduation and removed a Queen Bee and her colony that had colonized on one of the chairs.

Finally, I'd like to recognize our data team members, who did an amazing job this year. The team members were able to build out Bruin PRIDE lessons and ensure they were taught to students, addressed behavioral concerns within the school, helped to strengthen the participation of students with the college and career fair, and helped to improve student attendance and tardiness. Through our hard work, effectiveness, and fidelity to the process, Belong Partners requested us to be interviewed about the program's PLC process and to speak on our experiences and outcomes. For those staff that volunteered, the interviews were used in presentations on the program's effectiveness to districts in the greater Seattle area.



Azalea Middle School
Brookings, OR 97415
541-469-7427
Vickie Nigh, Principal
Matt Bennett Assistant Principal

JUNE 2025 BOARD REPORT

Student Relationships: Social Emotional Learning (SEL)

Our school team continues to implement strategies learned from our collaboration with the Belong Partners to foster positive relationships with students through classroom meetings. In May, we sent a team to train with the Belong Partners, which included all members of our data team. These members work alongside the Belong Partners and teams from other school districts. They returned from the training enthusiastic and equipped with new ideas for the 2025-2026 school year. We will keep striving to strengthen our relationships with students, families, and community members.

Discipline data 24-25 School Year:	23-24 School Year	22-23 School Year
Major Referrals grade level	Major Referrals grade level	Major Referrals grade level
6th grade 133	6th grade 452	6th grade 459
7th grade 311	7th grade 221	7th grade 642
8th grade 259	8th grade 598	8th grade 611
Total 911 w/Alt Ed	Total 1271	Total 1712
Alternative Education all grades 208	No alternative Ed data	No alternative Ed data

Student Attendance:

May % by grade level:

6th= 91.25%

7th= 90.27%

8th= 89.07%

Average % Attendance for 24-25 school year grade by level:

6th=92.27%

7th=90.50%

8th=91.17%

Staff Recruitment/Retentions:

AMS has a fantastic staff! As of today, we have lost two members. One is a Social Studies Teacher who decided to leave the coast and moved to Medford to be closer to friends. The other is a classified staff member who is returning to Cave Junction to be with family

The AMS staff continues to grow. Over the last three years, we have made improvements in building relationships, attendance, behavior interventions, restorative practices, and academic rigor. We look forward to the 25.26 school year.

Thank you for your continued support and have a fantastic summer.

Vickie Nigh

Principal Azalea Middle School



Department of Special Programs
Lynn Schiermeyer, Director of Special Programs

Brookings Harbor School District
629 Easy St. Brookings, OR 97415

Phone 541-412-1488

Fax 541-469-6599

www.brookings.k12.or.us

June 2025

As I reflect on this past school year, I am pleased to see the progress we have made in Special Programs. Our elementary and high school Life Skills programs are helping kids to become as independent as possible. The high school class made coasters for the Board and then made coasters for all staff, which was distributed at the End Of Year gathering. Kudos to the students and staff!!!! Beginning in the Fall, our middle school Life Skills program will be absorbed by the elementary and high school programs. Sixth graders will stay at the elementary school while seventh and eighth graders will move to the high school. These students will continue to participate with their middle school peers to the extent possible as directed by their IEP.

By instituting a district wide Student Study Team/Multi-Tiered System of Support (SST/MTSS) and referral process, we have ensured students referred to special education have been provided a variety of accommodations and services to address educational and behavioral concerns. Because of this, ODE has acknowledged that BHSD, while still within the realm of Significantly Disproportionality, has made significant progress in this area and we are off the significant risk category. Again, this took the entire district working together to make this happen.

Our English Language Program is also making progress. With the adoption of a new curriculum two years ago, our students are receiving instruction using research-based curriculum that is of high interest. Students continue to demonstrate progress as demonstrated by the yearly ELPA test, district assessments (Acadiance and HMH Math), and curriculum based assessments in the general education and EL Program settings.

Last August, several general education teachers participated in Constructing Meaning training. This is a system that is tailored to English Language Learners, but is really good teaching practices that are beneficial to all students. A second group of teachers are going through the same training now. Principals have identified teachers from the first cohort to become trainers of the program. This will enable the district to provide Constructing Meaning pedagogy to teachers

who did not participate in either cohort and/or are new to the district.

Finally, I want to thank BHSD, the School Board, and the community for the incredible opportunity to be Special Programs Director for the past three years. I have had the pleasure of watching teachers grow their practice and expertise in their subject areas which, in turn, helped students grow. I have worked with and learned from administrators and an amazing district office staff who demonstrate compassion, consistency, and instill high expectations in their students and staff and collaborate to support each other towards the betterment of the district. It has been a pleasure to serve in this capacity.

Sincerely,

Lynn Schiermeyer
Director of Special Programs



Technology Department

629 Easy Street (Mailing)

580 Fern Ave (Physical)

Brookings, OR 97415

541 469-7443

Fax 541 469-6599

www.brookings.k12.or.us

June 2025 Board Report

During the month of May, the IT department received 138 new tickets and closed 157 open tickets. So far in June we have received 41 new tickets.

With the previous school year behind us, we are now working on changes and updates in preparation for the next school year. We will be moving our internet services over to Beacon Broadband beginning July 1, 2025. We will also be installing our newly purchased network equipment during the Summer Break. In addition, we will be busy deploying the newly purchased touch screen chromebooks in the 1st grade classrooms as well as the newly purchased personal chromebooks for the 8th grade students.

Other Summer projects will include removing as many remaining SmartBoards from the classroom walls as possible along with the usual powerwashing of student chromebooks in preparation for re-distribution next year.

Sincerely,

Bruce Raleigh

Director of Technology

Transportation Department

750 Fern Avenue
Brookings, OR 97415
541-469-2666
Fax 541-469-2098

To: Brookings Harbor Schools 17C School Board

Re: Transportation Board Report June 2025

The school year has come to a close once again and I believe I can say with another successful year in the Transportation Department.

For the month of June, we had 16 scheduled trips to cover. The summer ESY program has started along with High Dose Tutoring. Transportation staff are covering both programs, providing rides to the students who need transportation to and from school.

Transportation will once again be providing drivers and buses to Cal Poly Humboldt for their summer sciences and outdoor school trips in August.

All vehicles and buses have had all scheduled preventative maintenance performed.

I'd like to thank the Transportation Department staff, the school board, the staff in the District Office, and all the three school's staff for all the help and support over the last few years. You made my transition into this department not only smooth, but exciting. I have enjoyed working with you all over the past few years, working together to make the transportation of the students a very appreciative and rewarding experience. I will miss the connections made with the schools, the students and the staff. You all will be missed.

Michael Knight
Director of Transportation
Brookings-Harbor School District 17C



Maintenance Department

750 Fern Avenue
Brookings, OR 97415
541 469-7131

Fax 541 469-6599

www.brookings.k12.or.us

To: Brookings Harbor 17C School Board

Re: Maintenance Report June 10th, 2025

I will be going to IPM training on the 18th of this month
Work crew will start on Monday the 16th. They will start out with painting and working on projects throughout the District
We are working on completing multiple School Dude tickets that got submitted before Staff left
Sage Bruce is slated to start the project at the back of Kalmiopsis at the end of the month. He will also be replacing 5 old rotten exterior doors at Azalea
Took down the Graduation stage at Azalea Park. We are now working on replacing the plywood on the part that the students walk on to receive their diplomas
We did an on site walk around with Convergent to see what updating our automatic doors, phone, intercom and security systems would cost

Jess Beaman
Maintenance Director
Brookings-Harbor School District 17C



Brookings-Harbor School District

629 Easy St.
Brookings, OR 97415
541 469-7443
Fax 541 469-6599
www.brookings.k12.or.us

Food Services June 2025 Board Report

Meals Served in May 2025

School	Breakfasts	Lunches
Kalmiopsis Elementary	6,101	7,948
Azalea Middle School	1,938	4,307
Brookings-Harbor High School	1,164	2,652

We hosted a special Harvest of the Month at both the high school and Azalea. The owners of **Tuna Connection** visited during lunch to share information about their locally sourced tuna. They generously handed out 155 free cans of their delicious tuna to students.

To enhance the experience, I prepared samples of three tuna recipes:

- Japanese Spicy Tuna
- Sweet and Spicy Tuna
- “The Best Tuna”

The overwhelming favorite among students was the *Sweet and Spicy Tuna*. This event was made possible through funding from the **Farm to School Grant**.

May was also a high-gear month for preparing the **Summer Foods Program**. We’re excited to have a strong team in place for the summer:

- **Juliette Corpening** – Managing the BHHS kitchen
- **Doug Wright** – Serving as our kitchen substitute
- **Wendy Stewart** – Joining in July to manage **BOB the Bus**

The team is enthusiastic and eager to grow their culinary skills and knowledge.

~ Cindy Devos



FREE MEALS FOR AGES 1-18 YEARS OF AGE WHAT IS THE SUMMER FOOD SERVICE PROGRAM?

The summer food service program provides healthy meals to children ages 1- 18 free. With summer meals, children continue to get the nutrition they need to learn, play, and grow when school is out.

Children that attend camps, tournaments, practices, playing outside, visiting from out of town or state, summer school, clubs, and just hanging out with friends are all welcome to participate **AT NO COST!** We welcome all to join us at the Brookings Harbor Highschool Cafeteria where children can enjoy our famous salad bar and fun meals.



WHERE: Entrance is located at the Brookings High School back parking lot. (629 Easy St. Brookings)
Look for the big banner and signs.

Who: All Children ages 1-18. Parents/Guardians, family members, Siblings, and Babysitters are welcome to join for \$4.00 for Breakfast and \$6 for Lunch (Adults are not allowed to eat off their child's plate)

WHEN: June 9th-July 31 MONDAY-THURSDAY

TIME: Breakfast served at 7:45-9:00 and Lunch starts at 10:45- 12:00



Please call or email Cindy Devos at (541)469-2108 x 8, cindyvd@brookings.k12.or.us with any questions about the summer food program.

"This institution is an equal opportunity provider"



BOB The Watermelon Bus 2025 MENU



Wednesday July 2
Chicken Salad Sandwich
Potato Salad
Chips
Apple Or Applesauce
Carrots
white or Chocolate Milk

Wednesday July 30
Tuna Salad on Croissant
Cheese It
Orange Smiles or Applesauce
Celery Sticks
White or Chocolate Milk

WEDNESDAY July 9
Combo Sub
Chips
Melon or Applesauce
Celery Stick
white or Chocolate Milk



Wednesday July 23
Chicken Club Sandwich
Mac Salad
Fruit Salad or Applesauce
Cucumber Spears
white or Chocolate Milk



Wednesday July 16th
Ham Sandwich
Broccoli Salad
Grapes or Applesauce
Cucumber Spears
white or Chocolate Milk



WEDNESDAY ONLY

10:45-12:20

10:45-11:05 Checto Community Public Library

11:10-11:30 Harbor Fire Department

11:35-11:55 Kemp Auto

12:00-12:20 Azalea Park





B.O.B IS BACK
SUMMER FOODS “DINE- IN” BUS
ROUTE

STARTING JULY 2ND (WEDNESDAY’S ONLY)

ENDING JULY 30TH

10:45-12:20

10:45-11:05 Chetco Community Public Library

11:10-11:30 Harbor Fire Department

11:35-11:55 Kemp Auto

12:00-12:20 Azalea Park

Summer Foods Start June 9th- July 31st

Located at Brookings Harbor High School Cafeteria 629 Easy St.

“Brookings Harbor School District is an Equal opportunity provider”

Summer Foods
2025



June



Breakfast 7:45-9:00

Lunch 10:45-12:00



Breakfast 7:45-9:00

Lunch 10:45-12:00

Breakfast 7:45-9:00



Lunch 10:45-12:00

ADULTS \$4.00 BREAKFAST
\$6.00 LUNCH

MONDAY	TUESDAY	WEDNESDAY	THURSDAY
9 Breakfast Burrito Cereal	10 Yogurt Parfait Cereal	11 Biscuit N Gravy Cereal	12 Breakfast Bar W/String Cheese Cereal
15 Chicken Strips Soft Pretzel Fruit Cup	16 Walking Tacos Street Corn Salad	17 Chili Dogs Mac Salad	18 Shrimp Po'boy Chips
21 Pancake on a Stick Cereal	22 Cinnamon Roll Cereal	23 Breakfast Pizza Cereal	24 Sorry We're CLOSED
27 Old Fashion Burger Tots	28 Chicken Quesadilla	29 Turkey Club Sub Chips	30 Muffin W/Cheese Stick Cereal
3 Bagel N Cream Cheese Cereal	4 Parfait Cup Cereal	5 Biscuit N Gravy Cereal	6 Peanut and Jelly Un crustable
10 Corndog	11 Bean and Cheese Burrito	12 Teriyaki Chicken Bowl	

Breakfast includes but not limited to; assorted fruit, assorted juice, and 1% white or chocolate milk.



Lunch includes but not limited to two salad bars; assortment of vegetables, fruits, legumes, cheeses, meats, condiments, and 1% white milk or non fat chocolate milk.



Parents and Guardians are welcome to purchase a meal to eat with their children. Parents and Guardians **"MAY NOT"** at any time eat off their child's plate even if the child is done eating. Children 1-18 eat free and



1 cup of milk



1 slice of bread



3/4 cp fruit and Veggie



Zoz of Meat/Meat Alt.

Daily Nutritional needs to Laugh, Learn, and Play



JULY

SUMMER FOODS 2025



MONDAY	TUESDAY	WEDNESDAY	THURSDAY
30 Breakfast Burrito Cereal	1 Pancake on a Stick Cereal	2 Breakfast Pizza Cereal	3 Red, White, Blue Parfait Cup Cereal
6 Piggy Nachos	7 Loaded Tots /W Roll Fruit Salad	8 Sloppy Joe Potato Salad Ice Cream	9 Chicken Salad Sandwich Chips
13 Sunrise Sandwich Cereal	14 Bagel and Cream Cheese Cereal	15 Biscuit N Gravy Cereal	16 Muffin Cereal
20 Fish Sticks With Soft Pretzel	21 Pizza Sandwich	22 Beef Burrito Pico De Gallo Ice Cream	23 Combo Sub Chips
27 Breakfast Burrito Cereal	28 Pancake on a Stick Cereal	29 Breakfast Pizza Cereal	30 Peach Parfait Cereal
3 Corndog	4 Chicken Bowl Broccoli Salad	5 Meaty Lasagna W/Roll Grapes Ice Cream	6 Ham Sandwich Chips
10 Sunrise Sandwich Cereal	11 Bagel and Cream Cheese Cereal	12 Biscuit N Gravy Cereal	13 Muffin Cereal
17 Pulled Pork Sandwiches Coleslaw	18 Italian Grinder Chips	19 Chicken Club Sandwich Mac Salad Ice Cream	20 Monte Cristo
24 Breakfast Burrito Cereal	25 Pancake on a Stick Cereal	26 Breakfast Pizza Cereal	27 Strawberry Parfait Cereal
31 Sweet N Sour Meatball Bowl	1 Walking Tacos Street Corn Salad	2 Dress the Dog	3 Tuna Salad on Croissant Cheeze Its



Breakfast includes but not limited to; assorted fruit, assorted juice, and 1% white or chocolate milk.

Lunch includes but not limited to two salad bars; assortment of vegetables, fruits, legumes, cheeses, meats, homemade salads, and croutons. 1% white milk or non Fat Chocolate.

ADULT BREAKFAST \$4
ADULT LUNCH \$6



"This institution is an equal opportunity provider"

AUGUST



SUMMER FOODS 2025

KINDER ACADEMY



MONDAY	TUESDAY	WEDNESDAY	THURSDAY
11 Yogurt and Grahams Cereal	12 Mini Cinni W/Cheese Stick Cereal	13 Breakfast Burrito Cereal	14 Bagel N Cream Cheese Cereal
Ham Sandwich Chips Carrots	Turkey and Cheese Wrap Chips Macaroni Salad	Monte Cristo Chips Fruit Salad	Tuna Sandwich Cheeze It's Veggie Tray
<i>Turkey Sandwich Option</i>	<i>Turkey Sandwich Option</i>	<i>Turkey Sandwich Option</i>	<i>Turkey Sandwich Option</i>

"This institution is an equal opportunity provider"

Breakfast includes assorted juice, and 1% white or non fat chocolate milk.



3/4 Cup of Fruit and Veggie

Lunch includes 1% white milk or non Fat Chocolate.



1 cup of Milk



Daily Nutritional Needs to Laugh, Learn, and Play

2oz of Meat/Meat Alt.



1 Slice of Bread or 1/2 Cup of Pasta





Brookings-Harbor School District

629 Easy Street
Brookings, OR 97415
541 469-7443
Fax 541 469-6599
www.brookings.k12.or.us

Athletics & Activities

June 2025 Board Report

All activities have come to a conclusion. Spring was quite the eventful one this year and everyone worked extremely hard to put out the best product possible

We hosted district track for the first time in a very long time to rave reviews. All 9 school that were represented had a tremendous time and were really excited to be apart of our new facility and its unveiling this year. We sent 3 students to the esteemed Hayward Field at UO and they gave it their all.

Baseball was able to pick a couple big wins late in the season to earn a spot in the playoffs for the 8th consecutive season. Unfortunately, they ran up against a stout pitcher at Yamhill-Carlton and exited the tourney early. A great season for a group with eight starters with no varsity starting experience going into the year.

Softball had a great run this spring. They were able to garner a coveted home playoff game to open the tourney in which they dismantled Santiam Christian 18-1. The next day they boarded a bus to Dayton where they ran into a very strong Pirate team that was able to make it all the way to the State Championship. Never a bad season when you can say the runner-up was the team that knocked you off. A tremendous season for the bruin softball team.

Summer will see a ton of activity around here also. Most programs will offer summer activities and camps for youth to expand their skills. Football will be hosting a team camp in July for the first time ever, and Girls basketball will host their annual Beat the Heat tourney at the end June. Volleyball and Cheer will also be holding camps for their athletes to prepare for fall.

Special thanks to all that helped us get through an interesting school year with lots of changes and new situations that could only be learned through driving right in.

GO BRUINS!

Keith Wallin, Athletics & Activities Director



Brookings-Harbor School District

629 Easy St.
Brookings, OR 97415
541 469-7443
Fax 541 469-6599
www.brookings.k12.or.us

District Communications May 2025 - Summer Learning, Meals, and Connection

As the school year ends, summer brings a new season of opportunity for students and families across Brookings-Harbor. Whether through meals, learning supports, sports, or local adventures, our district remains committed to helping children stay active, engaged, and nourished.

BHSD-Sponsored Academic Programs

Brookings-Harbor School District is offering a suite of targeted summer academic supports, such as **Extended School Year (ESY)**: For students needing additional support to retain and regain skills; **High-Dose Tutoring**: Personalized instruction for elementary learners with an early literacy focus; **Credit Recovery**: High school students can retake courses needed for graduation; and **Kindergarten Academy**: Helping incoming kindergartners adjust to routines, expectations, and social-emotional learning.

District-Hosted Summer Camps ... and Summer Idea Help

Several BHHS teams are stepping up to offer **low-cost summer camps** led by coaches and student athletes such as **Youth Track & Field Camp** (June 9–12); **Soccer Camp** (Aug. 4-6), **Junior Band Camp** (Aug. 4-8) and **Middle School Volleyball Camp** (Aug. 11–13). Information and registration for these camps benefitting BHHS teams and programs can be found at <https://www.brookings.k12.or.us/apps/pages/summer2025>. There is also a link to a community-wide resource with information and flyers from non-school youth activities such as library summer reading programs, outdoor camps, county fairs, theater, gardening, arts, VBS, and more.

Free Summer Meals Program

To ensure no child goes hungry during summer break:

Cafeteria Meals (June 9–July 31, Mon–Thurs): Free for ages 1–18 at Brookings-Harbor High School. Breakfast: 7:45–9:00 a.m. | Lunch: 10:45–12:00 p.m. Closed for Juneteenth (June 19) and Independence Day (July 4).

BOB Bus Meals on Wheels (Wednesdays in July): Mobile dining at community stops including the library, Harbor Fire, Kemp Auto, and Azalea Park.

Snack Pack Program (June 9–Aug. 22): Offered through Brookings Harbor Community Helpers, with added breakfast bags in August after district meals conclude.

Back-to-School Registration Info

Families can prepare for the fall by attending the following **registration events**:

Aug. 12 – District-Wide Registration (10 a.m.–5:30 p.m.) – BHHS, AMS

Aug. 13 – New Student Registration (10 a.m.–5:30 p.m.) – Kalmiopsis

Register online for new and returning students: brookings.k12.or.us/apps/pages/register.

Nancy Raskauskas-Coons, Communications Coordinator

Stay Connected: Brookings-Harbor School District: Web: brookings.k12.or.us/; Social: facebook.com/BHSD17C/

BROOKINGS HARBOR SCHOOL DISTRICT 17C
Revenue and Expenditure Summary/Projection (Unaudited)

May 31, 2025

	1st Quarter	1st Quarter	Last Year	Actual	2nd Quarter	Last Year	3rd Quarter	3rd Quarter	Last Year	Actual	Actual	Projected	4th Quarter	4th Quarter	Last Year	4th Quarter	Projected	2024-2025	Projected YTD
	Actual	% of Budget	% of Budget	October	% of Budget	% of Budget	Actual	% of Budget	% of Budget	April	May	June	Projected YTD	as % of Budget	% of Budget	Projected YTD	YTD Total	Budget	as % of Budget
REVENUES																			
*Property Taxes	0	0.0%	3.4%	33,224	87.6%	96.7%	549,155	95.3%	101.94%	157,611	46,629	30,000	234,240	98.5%	105.90%	234,240	7,099,091	7,206,081	98.5%
Other Local	111,182	21.8%	34.2%	40,911	49.1%	85.8%	109,551	70.7%	131.00%	32,551	34,346	65,000	131,897	96.5%	168.24%	131,897	491,866	509,500	96.5%
*Intermediate Sources (Cnty Sch Fund)	142,793	98.5%	95.8%	0	98.5%	95.8%	0	98.5%	95.84%	0	0	0	0	98.5%	95.84%	0	142,793	145,000	98.5%
ESD Flow-Thru	0	0.0%	0.0%	0	0.0%	0.0%	0	0.0%	0.00%	0	0	480,000	480,000	96.0%	83.74%	480,000	480,000	500,000	96.0%
*State School Fund	3,054,608	33.3%	35.0%	763,423	58.2%	61.3%	2,295,362	83.3%	87.49%	768,516	672,265	0	1,440,781	99.0%	102.20%	1,440,781	9,081,020	9,176,897	99.0%
*State Srcs (St Timber, Common Sch Fund)	0	0.0%	0.0%	0	0.0%	0.0%	92,033	51.7%	47.63%	0	0	88,958	88,958	101.7%	95.26%	88,958	180,991	177,915	101.7%
Federal Forest fees	0	0.0%	0.0%	0	0.0%	0.0%	0	0.0%	0.00%	0	0	102,286	102,286	38.6%	105.41%	102,286	102,286	265,000	38.6%
Sale of Fixed Assets	4,940	32.9%	0.0%	0	56.6%	0.0%	1,126	64.1%	0.00%	0	2,600	5,384	7,984	117.3%	100.00%	7,984	17,600	15,000	117.3%
Beginning fund balance	3,916,434	105.8%	118.9%	0	105.8%	118.9%	0	105.8%	118.86%	0	0	0	0	105.8%	118.86%	0	3,916,434	3,700,000	105.8%
Total Period Revenues	7,229,957			837,559			3,055,909			958,679	755,840	771,628	2,486,146			2,486,146	21,512,082		
Cumulative Revenues	7,229,957	33.3%	31.7%	8,067,516	73.7%	75.0%	19,034,618	87.7%	90.1%	19,993,297	20,749,137	21,520,764	21,520,764	99.2%	100.8%	21,520,764	21,512,082	21,695,393	99.2%
*Offset State Revenue Formula																			

EXPENDITURES by Object

Salaries	1,259,910	13.5%	13.46%	793,597	38.6%	38.17%	2,322,872	63.6%	62.34%	773,743	784,373	1,654,292	3,212,408	98.1%	95.92%	3,212,408	9,133,308	9,314,513	98.1%
Employee Benefits	682,621	12.1%	11.44%	458,602	35.8%	34.06%	1,341,884	59.6%	56.63%	456,458	488,075	1,150,000	2,094,533	96.7%	90.43%	2,094,533	5,461,136	5,650,091	96.7%
Purchased Services	243,882	15.3%	15.35%	132,735	38.3%	44.92%	533,529	71.7%	78.41%	212,532	187,453	250,000	649,985	112.4%	113.91%	649,985	1,795,927	1,598,210	112.4%
Supplies/Materials	100,710	11.5%	22.89%	67,742	34.9%	46.61%	193,154	57.0%	64.72%	50,954	52,849	200,000	303,803	91.6%	143.56%	303,803	803,562	877,500	91.6%
Other Objects	391,190	92.7%	103.62%	2,391	93.9%	105.12%	2,028	94.4%	108.02%	1,140	1,934	17,348	20,422	99.3%	119.06%	20,422	418,827	421,958	99.3%
Transfers	1,131,000	100.0%	100.00%	0	100.0%	100.00%	0	100.0%	100.00%	0	6,317	0	6,317	100.6%	100.00%	6,317	1,137,317	1,131,000	100.6%
Contingency & Reserves	0	0.0%	0.00%	0	0.0%	0.00%	0	0.0%	0.00%	0	0	2,702,121	2,702,121	100.0%	100.00%	2,702,121	2,702,121	2,702,121	100.0%
Total Period Expenditures	3,809,314			1,455,068			4,393,467	57.4%	54.9%	1,494,827	1,521,000	5,973,761	8,989,588	98.9%	93.2%	8,989,588	21,452,198	21,695,393	98.9%
Cumulative Expenditures	3,809,314	17.6%	11.8%	5,264,382	37.2%	36.5%	12,462,610			13,957,437	15,478,437	21,452,198	21,452,198			21,452,198			
Month-end Fund Balance	3,420,643			2,803,134			6,572,008			6,035,860	5,270,699	68,566	68,566			68,566	59,883	0	

Informational only:

EXPENDITURES by Function

Instruction	752,086	8.3%	8.20%	753,184	32.3%	32.48%	2,295,183	57.6%	56.21%	753,482	758,782	2,185,000	3,697,263	98.2%	97.63%	3,697,263	8,930,320	9,092,554	98.2%
Supporting Services	1,926,228	22.0%	23.36%	701,884	45.6%	46.76%	2,098,285	69.5%	70.40%	741,346	755,901	1,086,640	2,583,887	99.0%	99.88%	2,583,887	8,682,436	8,769,718	99.0%
Other Uses	1,131,000	100.0%	100.00%	0	100.0%	100.00%	0	100.0%	100.00%	0	6,317	0	6,317	100.6%	100.00%	6,317	1,137,317	1,131,000	100.6%
Contingency & Reserves	0	0.0%	0.00%	0	0.0%	0.00%	0	0.0%	0.00%	0	0	2,702,121	2,702,121	100.0%	100.00%	2,702,121	2,702,121	2,702,121	100.0%
Total Period Expenditures	3,809,314	17.6%	11.8%	1,455,068	37.2%	36.5%	4,393,466	57.4%	54.9%	1,494,827	1,521,000	5,973,761	8,989,587	98.9%	93.2%	8,989,588	21,452,192	21,695,393	98.9%

Brookings-Harbor School District

Enrollment Comparison 2024-2025 /2023-2024/2022-2023

Current as of June 4, 2025

	September			October			November			December			January			February			March			April			May			June		
Grade	2024	2023	2022	2024	2023	2022	2024	2023	2022	2024	2023	2022	2025	2024	2023	2025	2024	2023	2025	2024	2023	2025	2024	2023	2025	2024	2023	2025	2024	2023
K	80	87	104	81	88	103	81	89	107	80	88	106	81	87	109	81	88	108	81	87	107	82	83	109	83	83	109	83	83	108
1	86	101	106	87	101	106	86	102	106	87	103	103	86	103	102	86	103	100	89	103	101	89	102	101	91	100	100	90	98	101
2	103	92	100	100	92	100	100	91	100	100	91	98	103	92	95	102	92	97	102	93	97	101	94	95	103	95	95	103	94	98
3	98	89	97	96	89	97	97	92	98	97	90	98	98	91	97	100	89	91	99	89	91	101	88	92	102	87	92	102	86	93
4	88	89	86	87	90	86	87	89	86	85	86	86	84	87	85	85	87	84	84	86	88	85	88	85	83	87	84	83	86	84
5	94	86	122	94	86	123	93	86	124	95	85	125	94	85	126	91	85	126	90	84	126	89	83	127	87	83	126	87	84	125
	549	544	615	545	546	615	544	549	621	544	543	616	546	545	614	545	544	606	545	542	610	547	538	609	549	535	606	548	531	609
6	91	126	94	91	124	93	89	125	94	88	125	94	88	124	96	88	124	93	87	122	97	87	122	96	89	122	96	89	121	95
7	133	94	140	133	94	139	128	92	139	127	90	135	127	89	134	127	88	132	128	85	133	129	85	132	125	84	132	121	83	128
8	87	129	110	84	128	110	83	127	105	81	121	106	84	119	109	82	117	107	83	117	109	81	120	108	81	120	108	81	117	108
	311	349	344	308	346	342	300	344	338	296	336	335	299	332	339	297	329	332	298	324	339	297	327	336	295	326	336	291	321	331
9	123	112	121	123	112	121	122	112	121	119	112	120	117	109	120	109	109	119	107	104	118	102	102	116	101	101	113	101	100	110
10	102	116	116	102	116	114	101	119	114	101	117	113	97	118	110	91	115	109	91	115	108	90	115	108	88	113	105	85	111	102
11	108	106	111	108	107	111	105	105	111	105	103	110	102	105	107	100	103	105	96	101	107	96	100	104	95	99	106	94	96	103
12	106	113	107	101	116	102	103	115	101	103	115	101	100	112	98	95	107	99	91	107	98	92	107	97	88	109	97	88	108	95
	439	447	455	434	451	448	431	451	447	428	447	444	416	444	435	395	434	432	385	427	431	380	424	425	372	422	421	368	415	410
Total	1299	1340	1414	1287	1343	1405	1275	1344	1406	1268	1326	1395	1261	1321	1388	1237	1307	1370	1228	1293	1380	1224	1289	1370	1216	1283	1363	1207	1267	1350

Brookings-Harbor School District 17C

Code: AC
Adopted: 6/05/95
Revised/Readopted: 10/22/03; 4/15/09; 3/04/10;
10/16/13; 11/18/15; 3/07/18;
11/20/19; 12/15/21; 9/18/24
Orig. Code: AC

Nondiscrimination and Civil Rights

The district does not discriminate on any basis listed below and prohibits discrimination and harassment on any basis protected by law, including but not limited to, an individual's perceived or actual race¹, color, religion, sex, sexual orientation, gender identity, national or ethnic origin, marital status, age, mental or physical disability, pregnancy, familial status, economic status, or veterans' status, or because of the perceived or actual race, color, religion, sex, sexual orientation, gender identity, national or ethnic origin, marital status, age, mental or physical disability, pregnancy, familial status, economic status, or veterans' status of any other persons with whom the individual associates.

The district prohibits discrimination and harassment in, but not limited to, employment, assignment and promotion of personnel; educational opportunities and services offered students; student assignment to schools and classes; student discipline; location and use of facilities; educational offerings and materials; and accommodating the public at public meetings.

The Board encourages staff to improve human relations within the schools, to respect all individuals and to establish channels through which patrons can communicate their concerns to the administration and the Board.

The superintendent shall appoint individuals at the district to contact on issues concerning the Americans with Disabilities Act and Americans with Disabilities Act Amendments Act (ADA), Section 504 of the Rehabilitation Act, Titles VI and VII of the Civil Rights Act, Title IX of the Education Amendments, and other civil rights or discrimination issues, and notify students, parents, and staff with their names, office addresses, and phone numbers. The district will publish complaint procedures providing for prompt and equitable resolution of complaints from students, employees and the public, and such procedures will be available at the district's administrative office and available on the home page of the district's website.

The district prohibits retaliation and discrimination against an individual who has opposed any discrimination act or practice; because that person has filed a charge, testified, assisted or participated in an investigation, proceeding or hearing; and further prohibits anyone from coercing, intimidating, threatening or interfering with an individual for exercising any rights guaranteed under state and federal law.

Any complaint alleging discrimination may be made to any civil rights coordinator and will be processed in accordance with administrative regulation AC-AR - Discrimination Complaint Procedure. Depending on the nature of the complaint, additional requirements may apply.

¹ Includes discriminatory use of a Native American mascot pursuant to OAR 581-021-0047. "Race" also includes physical characteristics that are historically associated with race, including but not limited to natural hair, hair texture, hair type and protective hairstyles as defined by ORS 659A.001.

The district will document and track:

1. All reports of discrimination received by the district and all responses to those reports issued by the district, including any investigations completed and remedies provided; and
2. The training completed by each civil rights coordinator.

Civil Rights Coordinator

The civil rights coordinator(s) will:

1. Be knowledgeable of the requirements in OARs 581-021-0038, 581-021-0045, 581-021-0046, and 581-021-0660;
2. Have the independence and authority necessary to carry out the provisions of OAR 581-021-0660;
3. Monitor, coordinate, and oversee district compliance with state and federal laws prohibiting discrimination in education, including ensuring the availability of, and providing to students and staff:
 - a. The notice of nondiscrimination² required by OAR 581-021-0045; and
 - b. The district written complaint process for making reports of discrimination.
4. Oversee and ensure the resolution of district investigations of complaints alleging and substantiating discrimination, including the provision of remedies designed to restore or preserve equal access to an education program or activity;
5. Provide guidance to district staff on civil rights issues in the district;
6. Respond to questions and concerns about civil rights in the district;
7. Coordinate efforts to prevent civil rights violations from occurring in the district; and
8. ^{3}[Satisfy the training requirements in OAR 581-021-0660 (2)-(3)] [~~Satisfy the following training requirements:~~
 - a. ~~Upon initial designation, a civil rights coordinator must receive the following training in accordance with a schedule established by the Oregon Department of Education (ODE):~~
 - (1) ~~The meaning of discrimination under state and federal nondiscrimination law, including ORS 659.850, Title VI of the Civil Rights Act of 1964 Title IX of Education Amendments of 1972, Section 504 of the Rehabilitation Act of 1973, and Title II of the Americans with Disabilities Act of 1990;~~
 - (2) ~~The duties of districts under state and federal nondiscrimination law, including ORS 342.700 to 342.708, ORS 659.850 and 659.855, Title VI of the Civil Rights Act of 1964,~~

² The notice of nondiscrimination will include the name or title, work address, email address, and phone number of each civil rights coordinator.

³ {OAR 581-021-0655(3)(a) requires the district adopt a policy including the requirements in OAR 581-021-0660, including the training requirements referenced and listed here. The district can meet this requirement by choosing either of the two bracketed options.}

- Title IX of Education Amendments of 1972, Section 504 of the Rehabilitation Act of 1973, Title II of the American's with Disabilities Act of 1990, those statutes' implementing rules and regulations, and determinations made by the Oregon Department of Education and the United States Department of Education's Office for Civil Rights;
- (3) The coordinators required by Title IX of Education Amendments of 1972, Section 504 of the Rehabilitation Act of 1973, Title II of the Americans with Disabilities Act of 1990, and those coordinators' duties;
 - (4) Identifying discrimination and reports of discrimination;
 - (5) Responding to reports of discrimination;
 - (6) Conducting civil rights investigations, including identifying conflicts of interest, and using strategies to mitigate conflicts of interest;
 - (7) Preventing discrimination in public school programs and activities;
 - (8) Identifying retaliation taken in response to reports of discrimination, responding to reports of such retaliation, and preventing such retaliation in public school programs and activities;
 - (9) Tracking and documenting reports of discrimination.

b. In years subsequent to being designated a civil rights coordinator, a civil rights coordinator must annually receive the following training in accordance with a schedule established by ODE:

- (1) The meaning of discrimination under state and federal nondiscrimination law, including ORS 659.850, Title VI of the Civil Rights Act of 1964 Title IX of Education Amendments of 1972, Section 504 of the Rehabilitation Act of 1973, and Title II of the Americans with Disabilities Act of 1990;
- (2) The duties of districts under state and federal nondiscrimination law, including ORS 342.700 to 342.708, ORS 659.850 and 659.855, Title VI of the Civil Rights Act of 1964, Title IX of Education Amendments of 1972, Section 504 of the Rehabilitation Act of 1973, Title II of the American's with Disabilities Act of 1990, those statutes' implementing rules and regulations, and determinations made by the Oregon Department of Education and the United States Department of Education's Office for Civil Rights;
- (3) The coordinators required by Title IX of Education Amendments of 1972, Section 504 of the Rehabilitation Act of 1973, Title II of the Americans with Disabilities Act of 1990, and those coordinators' duties;

Reporting discrimination, and responding to reports of discrimination, including through complaint processes and investigations.⁴

END OF POLICY

Legal Reference(s):

ORS 174.100	ORS 659.805	ORS 659A.003
ORS 192.630	ORS 659.815	ORS 659A.006
ORS 326.051(1)(e)	ORS 659.850 - 659.860	ORS 659A.009
ORS 332.505	ORS 659.865	ORS 659A.029
ORS 408.230	ORS 659A.001	ORS 659A.030

⁴ Training must first be completed by June 30, 2025.

[ORS 659A.040](#)
[ORS 659A.103 - 659A.145](#)
[ORS 659A.230 - 659A.233](#)
[ORS 659A.236](#)
[ORS 659A.309](#)
[ORS 659A.321](#)

[ORS 659A.409](#)
[OAR 581-021-0045](#)
[OAR 581-021-0046](#)
[OAR 581-021-0047](#)
[OAR 581-021-0650 - 0665](#)
[OAR 581-022-2310](#)

[OAR 581-022-2370](#)
[OAR 581-075-0001 - 075-0005](#)
[OAR 581-075-0901](#)
[OAR 839-003](#)

Age Discrimination Act of 1975, 42 U.S.C. §§ 6101-6107 (2018).

Age Discrimination in Employment Act of 1967, 29 U.S.C. §§ 621-633 (2018); 29 C.F.R Part 1626 (2019).

Americans with Disabilities Act/Americans with Disabilities Act Amendments Act, 42 U.S.C. §§ 12101-12112 (2018); 29 C.F.R. Part 1630 (2019); 28 C.F.R. Part 35 (2019).

Equal Pay Act of 1963, 29 U.S.C. § 206(d) (2018).

Rehabilitation Act of 1973, 29 U.S.C. §§ 791, 793-794 (2018); 34 C.F.R. Part 104 (2019).

Title IX of the Education Amendments of 1972, 20 U.S.C. §§ 1681-1683, 1701, 1703-1705, 1720 (2018); Nondiscrimination on the Basis of Sex in Education Programs or Activities Receiving Federal Financial Assistance, 34 C.F.R. Part 106 (2020).

Title VI of the Civil Rights Act of 1964, 42 U.S.C. § 2000d (2018); 28 C.F.R. §§ 42.101-42.106 (2019).

Title VII of the Civil Rights Act of 1964, 42 U.S.C. § 2000e (2018); 29 C.F.R. § 1601 (2019).

Wygant v. Jackson Bd. of Educ., 476 U.S. 267 (1989).

The Vietnam Era Veterans' Readjustment Assistance Act of 1974, 38 U.S.C. § 4212 (2018).

Genetic Information Nondiscrimination Act of 2008, 42 U.S.C. § 2000ff-1 (2018); 29 C.F.R. Part 1635 (2019).

Brookings-Harbor School District 17C

Code: GBNAA/JHFF
Adopted: 4/15/20
Revised/Readopted: 12/15/21
Orig. Code(s): JHFF

Suspected Sexual Conduct with Students and Reporting Requirements

Sexual conduct by district employees, contractors¹, agents², and volunteers³ is prohibited and will not be tolerated. All district employees, contractors, agents, volunteers, and students⁴ are subject to this policy.

⁵“Sexual conduct,” means verbal or physical conduct or verbal, written or electronic communications by a school employee, a contractor, an agent or a volunteer that involve a student and that are sexual advances or requests for sexual favors directed toward the student, or of a sexual nature that are directed toward the student or that have the effect of unreasonably interfering with a student’s educational performance, or of creating an intimidating or hostile educational environment. “Sexual conduct” does not include touching or other physical contact that is necessitated by the nature of the school employee’s job duties or by the services required to be provided by the contractor, agent or volunteer, and for which there is no sexual intent; verbal, written or electronic communications that are provided as part of an education program that meets state educational standards or a policy approved by the Board; or conduct or communications described in the definition of sexual conduct herein if the school employee, contractor, agent or volunteer is also a student and the conduct or communications arise out of a consensual relationship between students, do not create an intimidating or hostile educational environment and are not prohibited by law, any policies of the district or any applicable employment agreements.

“Student” means any person who is in any grade from prekindergarten through grade 12 or 21 years of age or younger and receiving educational or related services from the district that is not a post-secondary institution of education, or who was previously known as a student by the person engaging in sexual conduct and who left school or graduated from high school within one calendar year prior to the sexual conduct.

¹ “Contractor” means a person providing services to the district under a contract in a manner that requires the person to have direct, unsupervised contact with students.

² “Agent” means a person acting as an agent for the district in a manner that requires the person to have direct, unsupervised contact with students.

³ “Volunteer” means a person acting as a volunteer for the district in a manner that requires the person to have direct, unsupervised contact with students.

⁴ Student conduct may only be sexual conduct if the student is also an employee, contractor, agent, or volunteer.

⁵ This definition of “sexual conduct” affects all conduct that occurs before, on or after June 23, 2021, for purposes of reports that are made, investigations that are initiated, or a collective bargaining agreement, an employment contract, an agreement for resignation or termination, a severance agreement or any similar contract or agreement entered into, on or after June 23, 2021.

The district will post in each school building the names and contact information of the employees designated for the respective school buildings to receive reports of suspected sexual conduct and the procedures the designee will follow upon receipt of the report.

Any district employee [{}⁷], contractor, agent or volunteer] who has reasonable cause to believe that a student has been subjected to sexual conduct by another district employee, contractor, agent or volunteer, or that another district employee, contractor, agent or volunteer has engaged in sexual conduct with a student shall immediately report such suspected sexual conduct to the [{}⁸]designated licensed administrator] or the [alternate designated licensed administrator], in the event the designated administrator is the suspected perpetrator, for their school building. If the conduct also constitutes child abuse, the employee must make mandatory reports in accordance with Board policy GBNAB/JHFE – Suspected Abuse of a Child Reporting Requirements.

If the superintendent is the alleged perpetrator the report shall be submitted to the [Director of Finance] who shall report the suspected sexual conduct to the Board chair.

[If an employee fails to report suspected sexual conduct or fails to maintain confidentiality of records, the employee will be disciplined up to and including dismissal.]

When a designated licensed administrator receives a report of suspected sexual conduct by a district employee, contractor, agent or volunteer, the administrator will follow procedures established by the district and set forth in the district’s administrative regulation GBNAA/JHFF-AR - Suspected Sexual Conduct Report Procedures and Form. All such reports will be reported to the Oregon Department of Education (ODE) or Teacher Standards and Practices Commission (TSPC) in accordance with such administrative regulation. The agency receiving a report will complete an investigation regardless of any changes in the relationship or duties of the person who is the alleged perpetrator.

When there is reasonable cause to support the report, a district employee suspected of sexual conduct shall be placed on paid administrative leave pending an investigation and the district will take necessary actions to ensure the student’s safety.

When there is reasonable cause to support the report, a district contractor, agent or volunteer suspected of sexual conduct shall be removed from providing services to the district and the district will take necessary actions to ensure the student’s safety.

The district will notify, as allowed by state and federal law, the person who was subjected to the suspected sexual conduct about any actions taken by the district as a result of the report.

⁷ {The following language in brackets, i.e., [, contractor, agent or volunteer], is optional language for the district to consider including. If the language is kept, the district must make these groups aware of the policy and its administrative regulation and their responsibilities under both. This may also be included in contracts with agents and contractors and include reference to this policy.}

⁸ {ORS 339.372 requires the district to have a policy that designates the licensed administrators and requires the district to post the names and contact information of the designees in the respective school building. A “licensed administrator” is a person employed as an administrator by the district and holds an administrative license issued by TSPC or may be a person employed by the district that does not hold an administrative license issued by TSPC if the district does not require the administrator to be licensed by TSPC.}

A district employee, contractor or agent will not assist another district employee, contractor or agent in obtaining a new job if the individual knows, or has reasonable cause to believe the district employee, contractor or agent engaged in sexual conduct. Nothing in this policy prevents the district from disclosing information required by law or providing the routine transmission of administrative and personnel files pursuant to law.

The initiation of a report in good faith about suspected sexual conduct may not adversely affect any terms or conditions of employment or the work environment of the person who initiated the report or who may have been subject to sexual conduct. If a student initiates a report of suspected sexual conduct by a district employee, contractor, agent or volunteer in good faith, the student will not be disciplined by the district or any district employee, contractor, agent or volunteer.

The district will provide to employees at the time of hire, or to a contractor, agent or volunteer at the time of beginning service for the district, the following:

1. A description of conduct that may constitute sexual conduct;
2. A description of the investigatory process and possible consequences if a report of suspected sexual conduct is substantiated; and
3. A description of the prohibitions imposed on district employees, contractors and agents when they attempt to obtain a new job, pursuant to ORS 339.378(2).

All district employees are subject to Board policy GCAB - Personal Electronic Devices and Social Media - Staff regarding appropriate electronic communications with students.

Any electronic communications with students by a contractor, agent or volunteer for the district will be appropriate and only when directed by district administration. When communicating with students electronically regarding school-related matters, contractors, agents or volunteers shall use district e-mail using mailing lists and/or other internet messaging approved by the district to a group of students rather than individual students or as directed by district administration. Texting or electronically communicating with a student through contact information gained as a contractor, agent or volunteer for the district is ~~strongly discouraged~~ prohibited.

The superintendent shall develop administrative regulations to implement this policy and to comply with state law.

END OF POLICY

Legal Reference(s):

[ORS 332.107](#)

[ORS 339.370 - 339.400](#)

[ORS 419B.005 - 419B.045](#)

Every Student Succeeds Act, 20 U.S.C. § 7926 (2018).

House Bill 4160 (2024).

Brookings-Harbor School District 17C

Code: GCAA
Adopted:

Standards for Competent and Ethical Performance of Oregon Educators

[Application of Rules

1. Oregon Administrative Rules were adopted by the Teacher Standards and Practices Commission (TSPC) in accordance with Oregon Revised Statutes (ORS).
2. Oregon Administrative Rules (OAR) may be used as criteria by the TSPC in matters pertaining to the revocation or suspension of licenses issued by TSPC under Oregon law or the discipline of any license holder or any person who has held a license at any time within five years prior to issuance of the notice of charges under ORS.
3. The TSPC determines whether an educator’s performance is ethical or competent in light of all the facts and circumstances surrounding the educator’s performance as a whole.
4. The TSPC will promptly investigate complaints:
 - a. The TSPC may at its discretion defer action to charge an educator against whom a complaint has been filed under law when the investigation report indicates that disciplinary action against the educator is pending at the local district level or when criminal charges are pending or are likely to be filed against the educator. In considering whether to defer action to charge an educator, the TSPC shall consider all relevant circumstances including the nature and seriousness of the allegations and whether the educator is currently employed as a teacher or school administrator;
 - b. The executive secretary shall regularly inform the TSPC of the status of any complaints on which the TSPC has deferred action.]

Definitions

The following definitions apply to Oregon Administrative Rules unless otherwise indicated by context:

1. “Administrator”: any educator who holds a valid Oregon administrative license or registration and who works in a position requiring an administrative license;
2. “Competent”: discharging required duties as set forth in these rules;
3. “Educator”: any licensed or registered or certified person who is authorized to be engaged in the instructional program including teaching, counseling, school psychology, administering and supervising;
4. “Ethical”: conforming to the professional standards of conduct set forth in these rules;
5. “Sexual conduct”: means verbal or physical conduct or verbal, written or electronic communications by a school employee, a contractor, an agent or a volunteer that involve a student that are:

- P**
- a. Sexual advances or requests for sexual favors directed toward the student; or
 - b. Of a sexual nature that are directed toward the student or that have the effect of unreasonably interfering with the student’s educational performance, or of creating an intimidating or hostile educational environment.

“Sexual conduct” does not include:

- a. Touching or other physical contact:
 - (1) That is necessitated by the nature of the district employee’s job duties or by the services required to be provided by the contractor, agent, or volunteer; and
 - (2) For which there is no sexual intent.
- b. Verbal, written or electronic communications that are provided as part of an education program that meets the state educational standards or a policy approved by the Board
- c. Conduct or communications described in above if the district employee, contractor, agent or volunteer is also a student and the conduct or communications:
 - (1) Arise out of a consensual relationship between students;
 - (2) Do not create an intimidating or hostile educational environment; and
 - (3) Are not prohibited by law, any policies of the district or any applicable employment agreements.

6. “Sexual harassment”: any unwelcome conduct with an individual which includes but is not limited to sexual advances, requests for sexual favors and other verbal or physical conduct of a sexual nature when:

- a. Submission to such conduct is made either explicitly or implicitly a term or condition of an individual’s employment;
- b. Submission to or rejection of such conduct by an individual is used as the basis for employment decisions affecting such individual; or
- c. Such conduct unreasonably interferes with an individual’s work performance or creates an intimidating, hostile or offensive working environment.

7. “Teacher”: any person who holds a teacher’s license as provided in ORS 342.125.

8. “Student”: means any person who is:

- a. In any grade from kindergarten through grade 12; or
- b. Twenty-one years of age or younger and receiving educational or related services from an education provider that is not a post-secondary institution of education; or
- c. Who was previously known as a student by the person engaging in sexual conduct and who left school or graduated from high school within one calendar year prior to the sexual conduct.

The Competent Educator

The teacher or administrator demonstrates a commitment to:

- 1. Recognize the worth and dignity of all persons and respect for each individual;
- 2. Encourage scholarship;

3. Promote democratic and inclusive citizenship;
4. Raise educational standards;
5. Use professional judgment; and
6. Promote equitable learning opportunities.

Curriculum and Instruction

The competent educator measures success by the progress of each student toward realization of personal potential as a worthy and effective citizen. The competent educator stimulates the spirit of inquiry, the acquisition of knowledge and understanding and the thoughtful formulation of goals as they are appropriate for each individual.

The competent teacher demonstrates:

1. Use of state- and district-adopted curriculum and goals;
2. Skill in setting instructional goals and objectives expressed as learning outcomes;
3. Use of current subject matter appropriate to the individual needs of students;
4. Use of students' growth and development patterns to adjust instruction to individual needs consistent with number of students and amount of time available; and
5. Skill in the selection and use of teaching techniques conducive to student learning.

The competent administrator demonstrates:

1. Skill in assisting individual staff members to become more competent educator by complying with federal, state and local law, rules and lawful and reasonable district policy and contracts;
2. Knowledge of curriculum and instruction appropriate to assignment;
3. Skill in implementing instructional programs through adequate communication with staff; and
4. Skill in identifying and initiating any needed change which helps each student toward realization of personal learning potential.

Supervision and Evaluation

The competent educator is a student of human behavior and uses this knowledge to provide a climate that is conducive to learning and that respects the rights of all persons without discrimination. The competent educator assumes responsibility for the activities planned and conducted through the district's program and assists colleagues to do the same. The competent educator gathers relevant information and uses it in the planning and evaluation of instructional activities.

The competent teacher demonstrates:

1. Multiple ways to assess the academic progress of individual students;

2. Skill in the application of assessment data to assist individual student growth;
3. Procedures for evaluating curriculum and instructional goals and practices;
4. Skill in the supervision of students; and
5. Skill in differentiating instruction.

The competent administrator demonstrates:

1. Skill in the use of assessment data to provide effective instructional programs;
2. Skill in the implementation of the district’s student evaluation program;
3. Skill in providing equal opportunity for all students and staff; and
4. Skill in the use of employee and leadership techniques appropriate to the assignment and according to well-established standards which ensure due process for the staff for which the administrator is responsible for evaluating.

Management Skills

The competent educator is a person who understands students and is able to relate to them in constructive and culturally competent ways. The competent educator establishes and maintains good rapport. The competent educator maintains and uses records as required and as needed to assist the growth of students.

The competent teacher demonstrates skills in:

1. Establishing and maintaining classroom management that is conducive to learning;
2. Using and maintaining district property, equipment and materials appropriately;
3. Using and maintaining student records as required by federal and state law and district policies and procedures;
4. Using district and school business and financial procedures; and
5. Using district lawful and reasonable rules and regulations.

The competent administrator demonstrates:

1. Leadership skills in managing the school, its students, staff and programs as required by lawful and reasonable district policies, rules and regulations, state and federal laws and regulations and other programs as assigned and assures that staff is informed of these requirements; and
2. Skills in planning and staff assignment.

Human Relations and Communications

The competent educator works effectively with others — students, staff, parents and patrons. The competent educator is aware of the ways the community identifies with the school, as well as community needs and ways the school program is designed to meet these needs. The competent educator can

communicate with knowledge, clarity and judgment about educational matters, the school and the needs of students.

The competent teacher demonstrates:

1. Willingness to be flexible in cooperatively working with others; and
2. Skill in communicating with students, staff, parents and other patrons.

The competent administrator demonstrates:

1. Skill in helping students, staff, parents and other patrons to learn about the school, the district and its program;
2. Skill in communicating district and school goals to staff and the public;
3. Willingness to be flexible in cooperatively working with others; and
4. Skill in reconciling conflict.

The Ethical Educator

The ethical educator is a person who accepts the requirements of membership in the teaching profession and acts at all times in ethical ways. In so doing the ethical educator considers the needs of the students, the district and the profession.

The ethical educator, in fulfilling obligations to the student, will:

1. Keep the confidence entrusted in the profession as it relates to confidential information concerning a student and the student's family;
2. Refrain from exploiting professional relationships with any student for personal gain or in support of persons or issues; and
3. Maintain an appropriate professional student-educator relationship by:
 - a. Not demonstrating or expressing professionally inappropriate interest in a student's personal life;
 - b. Not accepting or giving or exchanging romantic or overly personal gifts or notes with a student;
 - c. Reporting to the educator's supervisor if the educator has reason to believe a student is or may be becoming romantically attached to the educator; and
 - d. Honoring appropriate adult boundaries with students in conduct and conversations at all times.

The ethical educator, in fulfilling obligations to the district, will:

1. Apply for, accept, offer or assign a position of responsibility only on the basis of professional qualifications and will adhere to the conditions of a contract or the terms of the appointment;
2. Conduct professional business, including grievances, through established lawful and reasonable procedures;

3. Strive for continued improvement and professional growth;
4. Accept no gratuities or gifts of significance that could influence judgment in the exercise of professional duties; and
5. Not use the district's or school's name, property or resources for noneducational benefit without approval of the educator's supervisor or the appointing authority.

The ethical educator, in fulfilling obligations to the profession, will:

1. Maintain the dignity of the profession by respecting and obeying the law, exemplifying personal integrity and honesty;
2. Extend equal treatment to all members of the profession in the exercise of their professional rights and responsibilities;
3. Respond to requests for evaluation of colleagues and to keep such information confidential as appropriate; and
4. Respond to requests from a TSPC representative for information, furnish documents to TSPC, and participate in interviews with a TSPC representative relating to a TSPC investigation, except subject to the exercise of any legal right or privilege.

END OF POLICY

Legal Reference(s):

[OAR 584-020-0000 - 0035](#)

House Bill 4160 (2024).

Brookings-Harbor School District 17C

Code: GCBDA/GDBDA
Adopted: 2/17/10
Revised/Readopted: 10/22/03; 3/04/10; 1/15/14;
11/14/17; 12/13/23

Family and Medical Leave

When applicable, the district will comply with the provisions of the Family and Medical Leave Act (FMLA), the Oregon Family Leave Act (OFLA), the Oregon Military Family Leave Act (OMFLA), Paid Family and Medical Leave Insurance (PFMLI) and other applicable provisions of state and federal law, Board policies and collective bargaining agreements regarding family medical leave.

In order for an employee to be eligible for the benefits under FMLA, the employee must have been employed by the district for at least 12 months, have worked at least 1,250 hours during the past 12-month period and works at a worksite that employs 50 or more district employees within 75 miles of the worksite.

Generally, in order for an employee to be eligible for the benefits under OFLA, the employee must work an average of 25 hours or more per week during the 180 calendar days immediately prior to the first day of the start of the requested leave. Special requirements apply during public health emergencies.

OMFLA applies to employees who work an average of at least 20 hours per week; there is no minimum number of days worked when determining an employee's eligibility for OMFLA.

PFMLI is generally available to district employees who have earned \$1,000 in subject wages or taxable income during the alternate or base years¹, contributed to the PFMLI fund in the alternate or base years and are otherwise eligible.² PFMLI can be taken for family leave, medical leave or safe leave.³ Leave taken under OFLA is in addition to leave taken under PFMLI and cannot be taken concurrently; however, OFLA leave or PFMLI may run concurrently with leave available under ORS 653.601 - 653.661, FMLA, and other types of leave if provided by the district. Any leave taken under PFMLI must be taken concurrently with any leave taken under FMLA when for the same purpose.

The superintendent or designee will develop administrative regulations as necessary for the implementation of the provisions of both federal and state law.

END OF POLICY

Legal Reference(s):

[ORS 332.507](#)
[ORS 657B.010](#)

[ORS 657B.025](#)
[ORS 659A.090](#)

[ORS 659A.093](#)
[ORS 659A.096](#)

¹ The wages are not required to have been earned for work in the district.

² See OAR 471-070-1010 for additional information.

³ Time to effectuate the legal process for the placement of a child in foster care or a child being adopted qualifies for PFMLI starting January 1, 2025. Until then, leave is available through OFLA. {See SB 1515 (2024) Sections 4, 13, 21 and 25.}

[ORS 659A.099](#)

[ORS 659A.150 - 659A.186](#)

[OAR 839-009-0210 - 0460](#)

Family and Medical Leave Act, 29 U.S.C. §§ 2601-2654; 5 U.S.C. §§ 6381-6387 (2018); Family and Medical Leave Act, 29 C.F.R. Part 825 (2023).
Americans with Disabilities Act, 42 U.S.C. §§ 12101-12133 (2018); 29 C.F.R. Part 1630 (2023); 28 C.F.R. Part 35 (2023).
Escriva v. Foster Poultry Farms, Inc. 743 F.3d 1236 (9th Cir. 2014).
Senate Bill 1515 (2024).

Brookings-Harbor School District 17C

Code: GCBDC/GDBDC
Adopted: 4/16/08
Revised/Readopted: 1/15/14; 6/17/15; 9/12/18;
7/17/19

Domestic Violence, Harassment, Sexual Assault, Bias, or Stalking Leave (Safe Leave)*

{Applies to employers who employ six or more employees in Oregon and meet the definition of “covered employer.”}

When applicable, the district will comply with the provisions of protected leave identified in ORS 659A.272 to address domestic violence, harassment, sexual assault, bias, or stalking.

The district (covered employer¹) shall allow an eligible employee² to take reasonable leave from employment for any of the following reasons:

1. To seek legal or law enforcement assistance or remedies to ensure the health and safety of the employee or the employee’s minor child or dependent, including preparing for and participating in protective order proceedings or other civil or criminal legal proceedings related to domestic violence, harassment, sexual assault, bias, or stalking;
2. To seek medical treatment for or to recover from injuries caused by domestic violence or sexual assault to, harassment or stalking of, or the commission of a bias crime against the eligible employee or the employee’s minor child or dependent;
3. To obtain, or to assist a minor child or dependent in obtaining counseling from a licensed mental health professional related to an experience of domestic violence, harassment, sexual assault, bias, or stalking;
4. To obtain services from a victim services provider for the eligible employee or the eligible employee’s minor child or dependent; or
5. To relocate³ or take steps to secure an existing home to ensure health and safety of the eligible employee or the employee’s minor child or dependent.

The district may limit the amount of leave if the eligible employee’s leave creates an undue hardship on the district.

¹ “Covered employer” means an employer who employs six or more individuals in the State of Oregon for each working day during each of 20 or more calendar workweeks in the year in which an eligible employee takes leave to address domestic violence, harassment, sexual assault, bias or stalking, or in the year immediately preceding the year in which an eligible employee takes leave to address domestic violence, harassment, sexual assault, bias or stalking.

² “Eligible employee” means an employee who is a victim of domestic violence, harassment, sexual assault, bias or stalking or is the parent or guardian of a minor child or dependent who is a victim of domestic violence, harassment, sexual assault, bias or stalking.

³ “Relocate” is described in OAR 839-009-0345 (5).

The district shall not deny leave to an eligible employee or discharge, threaten to discharge, demote, suspend or in any manner discriminate or retaliate against an employee with regard to promotion, compensation or other terms, conditions or privileges of employment because the employee makes inquiries about, applies for, or takes such leave.

The eligible employee shall give the district reasonable advanced notice of the employee's intention to take leave unless giving advance notice is not feasible.

The district may require the eligible employee to provide certification that:

1. The employee or employee's minor child or dependent is a victim of domestic violence, harassment, sexual assault, bias, or stalking; and
2. The leave is taken for one of the identified purposes in this policy.

The eligible employee shall provide a certification within a reasonable time after receiving the district's request for the certification.

Sufficient certification to support a request for such leave includes:

1. A copy of a report from law enforcement indicating the eligible employee or the employee's minor child or dependent was a victim of domestic violence, harassment, sexual assault, bias, or stalking;
2. A copy of a protective order or other evidence from a court, administrative agency or attorney that the eligible employee appeared in or is preparing for a civil or criminal administrative proceeding related to domestic violence, harassment, sexual assault, bias, or stalking; or
3. Documentation from an attorney, law enforcement officer, health care professional, licensed mental professional or counselor, member of the clergy, employee of the Department of Justice division providing victim and survivor services or victim services provider that the eligible employee or the employee's minor child or dependent was undergoing treatment or counseling, obtaining services or relocating as a result of domestic violence, harassment, sexual assault, bias, or stalking.

All records and information kept by the district regarding the employee's leave under ORS 659A.270 - 659A.285, including the fact the employee has requested or obtained such leave, are confidential and may not be released without the express permission of the employee unless otherwise required by law. [This information will be kept in a file separate from the employee's personnel file.]

The employee may use any accrued paid leave, including sick leave, vacation leave or any other paid leave offered by the district. [The district may choose the order in which paid accrued leave is to be used when more than one type of paid leave is available, consistent with Board policies, any applicable collective bargaining agreement or other agreement.]

Definitions

1. “Protective order” means an order authorized by ORS 30.866, 107.095 (1)(c), 107.700 to 107.735, 124.005 to 124.040, 163.730 to 163.750 or 163.760 to 163.777 or any other order that restrains an individual from contact with an eligible employee or the employee’s minor child or dependent.
2. “Victim of bias” means an individual who has been a victim of a bias crime as defined in ORS 147.380; or any other individual designated as a victim of bias by rule adopted under ORS 659A.805.
3. “Victim of domestic violence” means an individual who has been a victim of abuse, as defined in ORS 107.705; or any other individual designated as a victim of domestic violence by rule adopted under ORS 659A.805.
4. “Victim of harassment” means an individual against whom harassment has been committed as described in ORS 166.065; or any other individual designated as a victim of harassment by rule adopted under ORS 659A.805.
5. “Victim of sexual assault” means an individual against whom a sexual offense has been committed as described in ORS 163.305 to 163.467, 163.472 or 163.525; or any other individual designated as a victim of sexual assault by rule adopted under ORS 659A.805.
6. “Victim of stalking” means an individual against whom stalking has been committed as described in ORS 163.732; an individual designated as a victim of stalking by rule adopted under ORS 659A.805; or an individual who has obtained a court’s stalking protective order or a temporary court’s stalking protective order under ORS 30.866.
7. “Victim services provider” means a prosecutor-based victim assistance program or a nonprofit program offering safety planning, counseling, support or advocacy related to domestic violence, harassment, sexual assault, bias or stalking.

END OF POLICY

Legal Reference(s):

[ORS 192.355\(38\)](#)

[ORS 659A.270 - 659A.290](#)

[OAR 839-009-0325 - 0365](#)

Brookings-Harbor School District 17C

Code: GCBDF/GDBDF
Adopted: 7/11/23

Paid Family and Medical Leave Insurance

The district provides an equivalent plan for paid family and medical leave and does not participate in Paid Leave Oregon. This plan [has been approved] by the Employment Department.^{1} The district will file the Oregon Quarterly Tax Report as required.

The district will make available a notice poster that outlines the requirements and procedures for the equivalent plan.² This poster will be displayed in each of the district's buildings or worksites in an area that is accessible to and regularly frequented by employees. This poster will be provided³ to remote employees upon hire or assignment to remote work.

END OF POLICY

Legal Reference(s):

[ORS 657B.210 – 657B.260](#)

[OAR 471-070-2200 - 2460](#)

¹ {Deadlines for the district to file an exemption application can be found on OAR 471-070-2205. Application requirements can be found in OAR 471-070-2210.}

² For poster requirements, see OAR 471-070-2330.

³ By hand delivery, regular mail, or through an electronic delivery method.

Brookings-Harbor School District 17C

Code: **IKF**
Adopted: 11/18/09
Revised/Readopted: 12/18/13; 7/06/16; 5/02/18;
9/12/18; 7/17/19; 11/20/19;
2/16/22

Graduation Requirements**

The Board establishes graduation requirements for awarding of a high school diploma, a modified diploma, an extended diploma and a certificate of attendance which meet or exceed state requirements.

A student may satisfy graduation requirements in less than four years. The district will award a diploma to a student fulfilling graduation requirements in less than four years if consent is given by the student's parent or guardian or by the student if the student is 18 years of age or older or emancipated.

If the district requires diploma requirements beyond the state requirements, the district shall grant a waiver for those requirements to any student who, at any time from grade 9 to 12, was:

1. In foster care¹;
2. Experiencing houselessness²;
3. A runaway;
4. A child in a military family covered by the Interstate Compact on Educational Opportunity for Military Children;
5. A child of a migrant worker;
6. Enrolled in the Youth Corrections Education Program or the Juvenile Detention Education Program;
or
7. ³Enrolled in an approved recovery school under ORS 336.680.

For any student identified above, the district shall accept any credits earned by the student in an educational program⁴ in this state, applying those credits toward the state requirements for a diploma if the credits satisfied those requirements in that educational program in this state.

Diploma

¹ "Foster child" is defined in ORS 30.297.

² {ORS 329.451(2) and OAR 581-022-use the term "homeless."} See OAR 581-022-2000 for additional information.

³ Applies to high school diplomas awarded on or after January 1, 2026.

⁴ "Educational program in this state" means an educational program that is provided by a school district, a public charter school, an approved recovery school (applies to diplomas awarded on or after January 1, 2026), the Youth Corrections Education Program or the Juvenile Detention Program, or funded as provided by ORS 343.243 for students in a long-term care or treatment facility described in ORS 343.961 or a hospital identified in ORS 343.261.

A high school diploma will be awarded to students in grades 9 through 12 who complete a minimum of ⁵24 credits which include at least:

1. Three credits in mathematics (shall include one unit at the Algebra I level and two units that are at a level higher than Algebra I);
2. Four credits in language arts⁶ (shall include the equivalent of one unit in written composition);
3. Three credits in science;
4. Three credits in social sciences (shall include 0.5 unit of US civics⁷ credit in addition to at least 2.5 units of credit aligned to the Oregon State Board adopted standards for US and world history, economics and ⁹financial literacy);
5. ¹⁰One-half credit of higher education and career path skills;
6. ¹¹One-half credit of personal financial education;
7. One credit in health education;
8. One credit in physical education; and
9. Three credits in career and technical education, the arts or world languages¹² (units shall be earned in any one or a combination).

The district shall offer students credit options provided the method for obtaining such credits is described in the student's personal education plan and the credit is earned by meeting requirements described in Oregon Administrative Rule (OAR) 581-022-2025.

To receive a diploma, in addition to credit requirements outlined above, a student must:

⁵ {If the district has additional credit or graduation requirements beyond the state minimum of 24, the district is required to include those additional credits and graduation requirements in the following list.}

⁶ "Language arts" includes reading, writing and other communications in any language, including English.

⁷ Civics becomes a half-credit requirement beginning on January 1, 2026 (ORS 329.451).

⁹ This requirement is replaced with a one-half credit of personal financial education requirement for students who were first enrolled in grade 9 during the 2023-2024 school year or first enrolled in grade 9 in any subsequent school year.

¹⁰ Higher education and career path skills becomes a one-half credit graduation requirement for students who were first enrolled in grade 9 during the 2023-2024 school year or first enrolled in grade 9 in any subsequent school year (a requirement for a high school diploma awarded on or after January 1, 2027; a district may request a one-year waiver in accordance with law).

¹¹ Personal finance education becomes a one-half credit graduation requirement for students who were first enrolled in grade 9 during the 2023-2024 school year or first enrolled in grade 9 in any subsequent school year (a requirement for a high school diploma awarded on or after January 1, 2027; a district may request a one-year waiver in accordance with law).

¹² "World languages" includes sign language, heritage languages and languages other than a student's primary language.

1. ¹⁴Demonstrate proficiency in the Essential Skills of reading, writing and apply mathematics in a variety of settings;
1. Develop an education plan and build an education profile;
2. Demonstrate extended application of standards through a collection of evidence (or include evidence in existing collection(s)); and
3. Participate in career-related learning experiences.

Modified Diploma

A modified diploma will be awarded only to students who have demonstrated the inability to meet the full set of academic content standards adopted by the State Board of Education for a high school diploma while receiving reasonable modifications and accommodations. A modified diploma may only be awarded to a student who meets the eligibility criteria below and other criteria, if applicable, outlined in OAR 581-022-2010(3):

1. The student has a documented history of an inability to maintain grade level achievement due to significant learning and instructional barriers; or

The student has a documented history of a medical condition that creates a barrier to achievement. Having met the above eligibility criteria, a modified diploma will be awarded to students who, while in grade nine through completion of high school, complete 24 credits with at least 13 of those credits to include:

1. Three credits in language arts;
2. Two credits in mathematics;
3. Two credits in science;
4. Two credits in social sciences (which may include history, civics, geography and economics (including personal finance));
5. ¹⁵One-half credit in personal financial education;
6. ¹⁶One-half credit in higher education and career path skills;
7. One credit in health education;
8. One credit in physical education; and
9. One credit in career technical education, the arts or world languages (units may be earned in any one or a combination).

¹⁴ The State Board of Education has waived this requirement in Essential Skills for students graduating through the 2027-2028 school year.

¹⁵ This unit of credit applies to all students who are awarded a modified diploma on or after January 1, 2027.

¹⁶ This unit of credit applies to all students who are awarded a modified diploma on or after January 1, 2027.

Students may earn additional credits to earn a modified diploma pursuant to OAR 581-022-2010.

In addition to credit requirements as outlined in OAR 581-022-2010, a student must:

1. ¹⁷Demonstrate proficiency in the Essential Skills of reading, writing and apply mathematics in a variety of settings;
2. Develop an education plan and build an education profile; and
3. Demonstrate extended application of standards through a collection of evidence (or include evidence in existing collection(s)).

Districts may make modifications to the assessment for students who seek a modified diploma when the following conditions are met:

1. For a student on an individualized education program (IEP) or Section 504 plan, any modifications to work samples must be consistent with the requirements established in the IEP or 504 plan. Modifications include practices and procedures that compromise the intent of the assessment through a change in the achievement level, construct, or measured outcome of the assessment. This means that IEP or 504 school teams responsible for approving modifications for a student's assessment may adjust the administration of the assessment and/or the assessment's achievement standard. The IEP or 504 team must inform the student's parent that the use of a modification on an assessment will result in an invalid assessment;
2. For a student not on an IEP or 504 plan, any modifications to work samples must have been provided to the student during their instruction in the content area to be assessed and in the year in which the student is being assessed, and modifications must be approved by the school team that is responsible for monitoring the student's progress toward the modified diploma.

Students not on an IEP or a Section 504 Plan may not receive a modified statewide assessment.

A student's school team (which must include an adult student, parent/guardian of the student) shall decide if a student will work toward a modified diploma no earlier than the end of grade six and no later than two years before the student's anticipated exit from high school.

A student's school team may decide to revise a modified diploma decision.

A student's school team may decide that a student who was not previously working toward a modified diploma should work toward one when the student is less than two years from anticipated exit from high school if the documented history has changed.

For students with a documented history as described above, the district shall annually provide the parents or guardians of students, beginning in grade five or after such documented history has been established, the following:

1. Information about the availability of high school diplomas, modified diplomas and the requirements for such diplomas; and

¹⁷ The State Board of Education has waived this requirement in Essential Skills for students graduating through the 2027-2028 school year.

2. A disclosure that students awarded a certificate of attendance will not be counted as a high school graduate in any reporting for the State or district and that such students awarded a certificate of attendance may not indicate they received a high school diploma on applications for employment, military service, financial aid, admittance to an institution of higher education or any other purpose.

[¹⁸] Essential Skills

The district [will] ~~[will not]~~ allow English Language Learner (ELL) students to demonstrate proficiency in Essential Skills in the student's language of origin for a high school diploma or a modified diploma.

The district will develop procedures to provide local performance assessment options as described in the *Local Performance Assessment Manual*, in the ELL student's language of origin, and will develop procedures to ensure that locally scored assessment options administered in an ELL student's language of origin are scored by a qualified rater.

Essential Skills Appeal

The district will ~~[establish an appeal process]~~ [follow Board policy KL - Public Complaints] in the event of an appeal for the denial of a diploma based on the Essential Skills graduation requirement. The district will retain student work samples and student performance data to ensure that sufficient evidence is available in the event of an appeal.]

Extended Diploma

An extended diploma will be awarded only to students who have demonstrated the inability to meet the full set of academic content standards adopted by the State Board of Education for a high school diploma while receiving reasonable modifications and accommodations.

To be eligible for an extended diploma, a student must:

1. While in grade nine through completion of high school, complete 12 credits, which may not include more than 6 credits in a self-contained special education classroom, and will include:
 - a. Two credits in mathematics;
 - b. Two credits in language arts;
 - c. Two credits in science;
 - d. Three credits in history, geography, economics or civics;
 - e. One credit in health;
 - f. One credit in physical education; and
 - g. One credit in the arts or a world language; and
2. Have a documented history of:
 - a. An inability to maintain grade level achievement due to significant learning and instructional barriers;
 - b. A medical condition that creates a barrier to achievement; or

¹⁸ {[OAR 581-022-2120(2) requires districts to have "policy whether to allow ELL students to demonstrate proficiency in all required Essential Skills in the students' language of origin." OAR 581-022-2120(4) waives this requirement through the 2027-28 school year.] Therefore, these two sections, i.e., Essential Skills and Essential Skills Appeal, are not required to be in policy at this time. The district could elect to keep the language and the bracketed portion of this footnote.}

- c. A change in the student’s ability to participate in grade level activities as a result of a serious illness or injury that occurred after grade eight.

For students with a documented history, the district shall annually provide the parents or guardians of such students, beginning in grade five or after such documented history has been established, the following:

1. Information about the availability of high school diplomas, modified diplomas and the requirements for such diplomas; and
2. A disclosure that students awarded a certificate of attendance will not be counted as a high school graduate in any reporting for the state or district and that such students awarded a certificate of attendance may not indicate they received a high school diploma on applications for employment, military service, financial aid, admittance to an institution of higher education or any other purpose.

Certificate of Attendance

A {¹⁹} certificate of attendance²⁰ will be awarded to students who:

1. [Have maintained regular full-time attendance²¹ for at least four years beginning in grade nine;
2. Do not satisfy requirements for a high school diploma, modified diploma or extended diploma; and
3. Have a documented history²².]

For students with a documented history²³, the district shall annually provide the parents or guardians of such students, beginning in grade five or after such a documented history has been established, the following:

1. Information about the availability of high school diplomas, modified diplomas and the requirements for the diplomas; and

¹⁹ {The Board shall define criteria for a certificate of attendance. OAR 581-022-2200 (3). See the Oregon Department of Education’s [Certificates for School Completion: Questions and Answers Related to the Implementation of SB 992](#).}

²⁰ A student who began grade 9 before July 1, 2020, may be awarded an alternative certificate if the student satisfies the requirements for an alternative certificate which are in effect on the day before July 1, 2024.

²¹ {There is no established definition of “regular full-time attendance. The district should review any existing attendance definitions, consider the needs of students in the district and establish clear criteria. This should include how excused and unexcused absences are counted. A few options are provided.}

[“Regular full-time attendance” means not being absent for more than 10 percent of school days that the student is enrolled in a school year. See OAR 581-020-0631 for definition of chronic absenteeism. Excused absences [are considered absences for this purpose] [will not be counted against a student.]]

[“Regular full-time attendance” means not having eight or more unexcused absences in any four-week period during which school is in session. See ORS 339.065 for definition of irregular attendance. This will be calculated on an annual basis and equates to having unexcused absences for less than 20 percent of the days or class periods during which school is in session.]

²² “Documented history” means evidence in the cumulative record and education plans of a student that demonstrates the inability over time to maintain grade level achievement even with appropriate modifications and accommodations.

²³ “Documented history” means evidence in the cumulative record and education plans of a student that demonstrates the inability over time to maintain grade level achievement even with appropriate modifications and accommodations.

2. A disclosure that students awarded a certificate of attendance will not be counted as a high school graduate in any required reporting for the State or district and that such students awarded a certificate of attendance may not indicate they received a high school diploma on applications for employment, military service, financial aid, admittance to an institution of higher education or any other purpose.

Other District Responsibilities

The district will ensure that all students have onsite access to the appropriate resources and courses to achieve high school diplomas, modified diplomas, and extended diplomas at each high school in the district. The district will provide [age-appropriate and developmentally appropriate] literacy instruction to all students until graduation.

The district may not deny a student who has the documented history listed under the modified diploma or extended diploma requirements outlined above the opportunity to pursue a diploma with more stringent requirements, for the sole reason the student has the document history.

The district may award a modified diploma or an extended diploma to a student only upon the written consent of a student who is an emancipated minor or who has reached the age of 18 (adult student) at the time the modified or extended diploma is awarded, or the student's parent or guardian. The district must receive the written consent during the school year in which the modified diploma or the extended diploma is awarded.

A student shall have the opportunity to satisfy the requirements for a modified diploma, an extended diploma or a certificate of attendance in the later of 4 years after starting grade 9, or until the student reaches the age of 21 years if the student is entitled to a public education until the age of 21 under state or federal law.

A student may complete the requirements for a modified diploma, an extended diploma or a certificate of attendance in less than four years but not less than three years. To satisfy the requirements for a modified diploma, an extended diploma or a certificate of attendance in less than 4 years, the student's parent or guardian or a student who is emancipated or has reached the age of 18 must provide written consent which clearly states the parent, guardian or student is waiving the fourth year and/or years until the student reaches the age of 21. A copy of the consent will be forwarded to the district superintendent who will annually report to the Superintendent of Public Instruction the number of such consents.

A student who qualifies to receive or receives a modified diploma, an extended diploma, or a certificate of attendance shall have the option of participating in a high school graduation ceremony with the student's class.

A student who receives a modified diploma, an extended diploma, or a certificate of attendance shall have access to instructional hours, hours of transition services and hours of other services that are designed to meet the unique needs of the student. When added together, the district will provide a total number of hours of instruction and services to the student that equals at least the total number of instructional hours that is required to be provided to students who are attending a public high school.

The district may not unilaterally decrease the total number of hours of instruction and services to which the student has access regardless of the age of the student.

The district will award to students with disabilities a document certifying successful completion of program requirements. No document issued to students with disabilities educated in full or in part in a special education program shall indicate that the document is issued by such a program. When a student who has an IEP completes high school, the district will give the student an individualized summary of performance.

Eligible students with disabilities are entitled to a free appropriate public education (FAPE) until the age of 21, even if they have earned a modified diploma, an extended diploma, a certificate of attendance or completion of a General Education Development document. The continuance of services for students with disabilities for a modified diploma, extended diploma or certificate of attendance is contingent on the IEP team determining the student’s continued eligibility and special education services are needed.

Students and their parents will be notified of graduation and diploma requirements.

The district may not deny a diploma to a student who has opted out of statewide assessments if the student is able to satisfy all other requirements for the diploma. Students may opt-out of the Oregon statewide assessments in language arts and/or mathematics by completing the Oregon Department of Education’s Opt-out Form²⁴ and submitting the form to the district.

The district will issue a high school diploma to a veteran if the veteran resides within the boundaries of the district or is an Oregon resident and attended a high school of the district, or to a deceased veteran, upon request from a representative of the veteran, if the deceased veteran resided within the boundaries of the district at the time of death or was an Oregon resident at the time of death and attended a high school of the district.

The act of student-initiated test impropriety is prohibited. A student that participates in an act of student-initiated test impropriety will be subject to discipline. “Student-initiated test impropriety” means student conduct that is inconsistent with the *Test Administration Manual* or accompanying guidance; or results in a score that is invalid.

END OF POLICY

Legal Reference(s):

[ORS 329.007](#)
[ORS 329.045](#)
[ORS 329.451](#)
[ORS 329.479](#)
[ORS 332.107](#)
[ORS 332.114](#)
[ORS 336.585](#)
[ORS 336.590](#)

[ORS 339.115](#)
[ORS 339.505](#)
[ORS 343.295](#)

[OAR 581-021-0009](#)
[OAR 581-022-0102](#)
[OAR 581-022-2000](#)
[OAR 581-022-2005](#)

[OAR 581-022-2010](#)
[OAR 581-022-2015](#)
[OAR 581-022-2020](#)
[OAR 581-022-2025](#)
[OAR 581-022-2030](#)
[OAR 581-022-2115](#)
[OAR 581-022-2120](#)
[OAR 581-022-2505](#)

Test Administration Manual, published by the OREGON DEPARTMENT OF EDUCATION.

Certificates for School Completion: Questions and Answers Related to the Implementation of SB 992, published by the OREGON DEPARTMENT OF EDUCATION.

²⁴Oregon Department of Education page for: [30-day notice and opt-out form](#)

Brookings-Harbor School District 17C

Code: **IKFB**
Adopted: 4/17/00
Revised/Readopted: 10/22/03; 2/17/10; 3/04/10;
6/17/15; 12/06/17
Orig. Code: IKFB

Graduation Exercises

The Board believes that completion of the requirements for a diploma, a modified diploma, an extended diploma or a certificate of attendance from public schools is an achievement that improves the community as well as the individual. The Board wishes to recognize this achievement in a publicly celebrated graduation exercise.

Accordingly, appropriate graduation programs may be planned by the [school] on the date selected by [the Board]. Senior class representatives shall be included in the planning of the exercise.

The district's valedictorian(s), salutatorian(s) or others, at the discretion of the principal or designee, may be permitted to speak as part of the district's planned graduation program. All speeches will be reviewed and approved in advance by the building principal or designee.

All students [in good standing^[1]] who have successfully completed the requirements for a high school diploma, or qualify to receive or receive a modified diploma, an extended diploma or a certificate of attendance, including [students participating in a district-sponsored alternative education program and] students with disabilities receiving a document certifying successful completion of program requirements, shall have the option to participate in graduation exercises.

A student shall be allowed to wear a dress uniform issued to the student by a branch of the U.S. Armed Forces if the student:

1. Qualifies to receive a high school diploma, a modified diploma, an extended diploma or a certificate of attendance; and

Has completed basic training for, and is an active member of, a branch of the U.S. Armed Forces. Graduating students will be allowed to wear ²“Native American items of cultural significance” [³] or other items of cultural significance⁴.

¹ [A student may be denied participation in graduation exercises for conduct that violates board policy, administrative regulation and/or code of conduct provisions.]

² “Native American items of cultural significance” means items or objects that are traditionally associated with a Native American or that have religious or cultural significance to a Native American.

³ {ORS 332.112 requires that districts allow students to wear “Native American items of cultural significance” to graduation and other school events. Districts can choose to allow students to wear items of significance to other cultures.}

⁴ The district may prohibit an item or object that: a) is likely to cause a substantial disruption of, or material interference with the graduation ceremony, or b) replaces a cap or gown customarily worn at a graduation ceremony.

END OF POLICY

Legal Reference(s):

[ORS 329.451](#)
[ORS 332.107](#)
[ORS 332.112](#)
[ORS 339.505](#)
[ORS 343.295](#)

[ORS 659.850](#)
[OAR 581-021-0050](#)
[OAR 581-021-0055](#)
[OAR 581-021-0060](#)
[OAR 581-022-2000](#)

[OAR 581-022-2010](#)
[OAR 581-022-2015](#)
[OAR 581-022-2020](#)
[OAR 581-022-2505](#)

31 OR. ATTY. GEN. OP. 428 (1964)

Title IX of the Education Amendments of 1972, 20 U.S.C. §§ 1681-1683 (2018); Nondiscrimination on the Basis of Sex in Education Programs or Activities Receiving Federal Financial Assistance, 34 C.F.R. Part 106 (2020).

Kay v. David Douglas Sch. Dist. No. 40, 1987); cert. den., 484 U.S. 1032 (1988).

Doe v. Madison Sch. Dist. No. 321, 177 F.3d 789 (9th Cir. 1999).

Lee v. Weisman, 505 U.S. 577 (1992).

Hazelwood Sch. Dist. v. Kuhlmeier, 484 U.S. 260 (1988).

Brookings-Harbor School District 17C

Code: IKJ
Adopted:

Artificial Intelligence

{The purpose of this policy is to facilitate actions regarding artificial intelligence. Many OSBA members have developed statements, policies, or positions, or have responsible use agreement language that includes related content; this policy is not intended to replace that language.}

The Board believes that artificial intelligence (including generative artificial intelligence) is a useful tool. The Board also recognizes that generative artificial intelligence involves risk, including input and output bias, inaccuracies, and hallucinations. As such, it is critical that staff and student use is conducted responsibly.

Independent Student Use

Specific rules for the independent use of generative artificial intelligence for assigned student work may be developed by the teacher and communicated to students. Teachers should consider the following in establishing these rules:

1. Accessibility of programs and technology for all students outside of school;¹
2. Student awareness of bias and inaccuracies and student ability to responsibly address those concerns; and
3. The teacher's ability to detect usage accurately and consistently.

Failure to follow these rules may result in incomplete credit or disciplinary action.

Student Use as Part of Class

Teachers may use generative artificial intelligence as part of instruction to further course objectives. Only applications approved by the district's [IT Department] will be allowed to be used as part of the class. All Terms of Use will be followed, along with any additional rules established by the [IT Department] or the teacher. Students are not allowed to share logins or passwords.

[Prior to allowing students to use generative artificial intelligence as part of a class the teacher will provide notice to parents with an explanation of its use.] ~~[The [district] [school] will provide notice to parents regarding student use of generative artificial intelligence as part of classes.]~~

Staff Use

District staff are authorized to use generative artificial intelligence to perform various work functions. Staff are responsible for ensuring their use complies with all laws, including, but not limited to copyright and privacy laws.

¹ For example, do all students have access to computers and internet away from school; does the age of the students affect their ability to access generative artificial intelligence?

Staff Professional Development

The district will seek out professional development opportunities for staff to learn how to use generative artificial intelligence for various work functions.

FERPA and Confidentiality

All laws regarding student records, confidentiality, privacy, and student internet use will be followed at all times. District staff are prohibited from sharing personally identifiable information (PII)² with any generative artificial intelligence application.

Violations

Students and staff in violation of policy or related rules may be subject to discipline and may be referred to law enforcement.

END OF POLICY

Legal Reference(s):

[ORS 332.107](#)

Americans with Disabilities Act Amendments Act of 2008, 42 U.S.C. §§ 12101-12133.

Children’s Internet Protection Act (CIPA), 47 U.S.C. §§ 254(h) and (l); 47 C.F.R. § 54.520.

Children’s Online Privacy Protection Act of 1998, 15 U.S.C. §§ 6501–6505

Family Educational Rights and Privacy Act (FERPA) of 1974, 20 U.S.C. § 1232g; 34 C.F.R. § 99.

Protection of Pupil Rights, 20 U.S.C. § 1232h.

² See Board policy JOB – Personally Identifiable Information for additional information.

Brookings-Harbor School District 17C

Code: JECA
Adopted: 10/23/95
Revised/Readopted: 10/22/03; 4/16/08; 6/17/15;
3/07/18; 9/12/18; 4/15/20
Orig. Code: JECA

Admission of Resident Students**

Resident students may be admitted under the following conditions:

1. A school-age student who lives within the district attendance area between the ages of 5 and 19 shall be allowed to attend school without paying tuition.
2. A student who turns 19 years of age during the school year shall continue to be eligible for a free and appropriate public education for the remainder of the school year.
3. The Board may admit an otherwise eligible student who is not receiving special education and who has not yet attained 21 years of age prior to the beginning of the current school year if the student is shown to be in need of additional education in order to receive a diploma or a modified diploma. This student may attend school without paying tuition for the remainder of the school year.
4. The Board shall admit an otherwise eligible student who has not yet attained age 21 prior to the beginning of the current school year if the student is receiving special education services and:
 - a. Has not yet received a regular high school diploma; or
 - b. Has received a modified diploma, an extended diploma or a certificate of attendance.
5. Students whose parent or guardian voluntarily placed the child outside the child's home with a public or private agency and who is living in a licensed, certified or approved substitute care program, and whose residency is established pursuant to Oregon Revised Statute (ORS) 339.134.
6. Students who are military children¹ are considered resident of the district, if the district is the district of military residence² for the military child. Parents of military students must provide proof of residency within 10 days after the date of military transfer or pending transfer indicated on the official military order.
7. The district ~~will~~ ~~will not~~ ~~may, based on district criteria,~~ deny regular school admission to a student who has become a resident student and who is under expulsion from another district for reasons other than a weapons policy violation.

¹ "Military child" means a child who is in a military family covered by the Interstate Compact on Educational Opportunity for Military Children, as determined under rules adopted by the State Board of Education.

² "School district of military residence" means the school district in which 1) the family of a military child intends to reside as the result of a military transfer; or 2) if the school district in which the family intends to reside is unknown, the school district in which the military installation identified in the official military order is located.

8. The district shall deny, for at least one calendar year from the date of the expulsion, regular school admission to a student who has become a resident student and who is under expulsion from another district for a weapons policy violation.
9. The district [will] ~~[will not]~~ ~~[may, based on district criteria,]~~ provide alternative programs of instruction to a student who has become a resident student and who is under expulsion from another district for a weapons policy violation.

END OF POLICY

Legal Reference(s):

[ORS 109.056](#)
[ORS 327.006](#)
[ORS 339.115](#)

[ORS 339.133](#)
[ORS 339.134](#)
[ORS 339.139](#)

[ORS 433.267](#)

Brookings-Harbor School District 17C

Code: JHFF/GBNAA
Adopted: 11/18/09
Revised/Readopted: 9/15/10; 8/22/12; 6/17/15;
9/12/18; 4/15/20; 12/15/21
Orig. Code(s): JHFF

Suspected Sexual Conduct with Students and Reporting Requirements

Sexual conduct by district employees, contractors¹, agents², and volunteers³ is prohibited and will not be tolerated. All district employees, contractors, agents, volunteers, and students⁴ are subject to this policy.

⁵“Sexual conduct,” means verbal or physical conduct or verbal, written or electronic communications by a school employee, a contractor, an agent or a volunteer that involve a student and that are sexual advances or requests for sexual favors directed toward the student, or of a sexual nature that are directed toward the student or that have the effect of unreasonably interfering with a student’s educational performance, or of creating an intimidating or hostile educational environment. “Sexual conduct” does not include touching or other physical contact that is necessitated by the nature of the school employee’s job duties or by the services required to be provided by the contractor, agent or volunteer, and for which there is no sexual intent; verbal, written or electronic communications that are provided as part of an education program that meets state educational standards or a policy approved by the Board; or conduct or communications described in the definition of sexual conduct herein if the school employee, contractor, agent or volunteer is also a student and the conduct or communications arise out of a consensual relationship between students, do not create an intimidating or hostile educational environment and are not prohibited by law, any policies of the district or any applicable employment agreements.

“Student” means any person who is in any grade from prekindergarten through grade 12 or 21 years of age or younger and receiving educational or related services from the district that is not a post-secondary institution of education, or who was previously known as a student by the person engaging in sexual conduct and who left school or graduated from high school within one calendar year prior to the sexual conduct.

¹ “Contractor” means a person providing services to the district under a contract in a manner that requires the person to have direct, unsupervised contact with students.

² “Agent” means a person acting as an agent for the district in a manner that requires the person to have direct, unsupervised contact with students.

³ “Volunteer” means a person acting as a volunteer for the district in a manner that requires the person to have direct, unsupervised contact with students.

⁴ Student conduct may only be sexual conduct if the student is also an employee, contractor, agent, or volunteer.

⁵ This definition of “sexual conduct” affects all conduct that occurs before, on or after June 23, 2021, for purposes of reports that are made, investigations that are initiated, or a collective bargaining agreement, an employment contract, an agreement for resignation or termination, a severance agreement or any similar contract or agreement entered into, on or after June 23, 2021.

The district will post in each school building the names and contact information of the employees designated for the respective school buildings to receive reports of suspected sexual conduct and the procedures the designee will follow upon receipt of the report.

Any district employee [{}⁷], contractor, agent or volunteer] who has reasonable cause to believe that a student has been subjected to sexual conduct by another district employee, contractor, agent or volunteer, or that another district employee, contractor, agent or volunteer has engaged in sexual conduct with a student shall immediately report such suspected sexual conduct to the [{}⁸]designated licensed administrator] or the [alternate designated licensed administrator], in the event the designated administrator is the suspected perpetrator, for their school building. If the conduct also constitutes child abuse, the employee must make mandatory reports in accordance with Board policy GBNAB/JHFE – Suspected Abuse of a Child Reporting Requirements.

If the superintendent is the alleged perpetrator the report shall be submitted to the [Director of Finance] who shall report the suspected sexual conduct to the Board chair.

[If an employee fails to report suspected sexual conduct or fails to maintain confidentiality of records, the employee will be disciplined up to and including dismissal.]

When a designated licensed administrator receives a report of suspected sexual conduct by a district employee, contractor, agent or volunteer, the administrator will follow procedures established by the district and set forth in the district’s administrative regulation GBNAA/JHFF-AR - Suspected Sexual Conduct Report Procedures and Form. All such reports will be reported to the Oregon Department of Education (ODE) or Teacher Standards and Practices Commission (TSPC) in accordance with such administrative regulation. The agency receiving a report will complete an investigation regardless of any changes in the relationship or duties of the person who is the alleged perpetrator.

When there is reasonable cause to support the report, a district employee suspected of sexual conduct shall be placed on paid administrative leave pending an investigation and the district will take necessary actions to ensure the student’s safety.

When there is reasonable cause to support the report, a district contractor, agent or volunteer suspected of sexual conduct shall be removed from providing services to the district and the district will take necessary actions to ensure the student’s safety.

The district will notify, as allowed by state and federal law, the person who was subjected to the suspected sexual conduct about any actions taken by the district as a result of the report.

⁷ {The following language in brackets, i.e., [, contractor, agent or volunteer], is optional language for the district to consider including. If the language is kept, the district must make these groups aware of the policy and its administrative regulation and their responsibilities under both. This may also be included in contracts with agents and contractors and include reference to this policy.}

⁸ {ORS 339.372 requires the district to have a policy that designates the licensed administrators and requires the district to post the names and contact information of the designees in the respective school building. A “licensed administrator” is a person employed as an administrator by the district and holds an administrative license issued by TSPC or may be a person employed by the district that does not hold an administrative license issued by TSPC if the district does not require the administrator to be licensed by TSPC.}

A district employee, contractor or agent will not assist another district employee, contractor or agent in obtaining a new job if the individual knows, or has reasonable cause to believe the district employee, contractor or agent engaged in sexual conduct. Nothing in this policy prevents the district from disclosing information required by law or providing the routine transmission of administrative and personnel files pursuant to law.

The initiation of a report in good faith about suspected sexual conduct may not adversely affect any terms or conditions of employment or the work environment of the person who initiated the report or who may have been subject to sexual conduct. If a student initiates a report of suspected sexual conduct by a district employee, contractor, agent or volunteer in good faith, the student will not be disciplined by the district or any district employee, contractor, agent or volunteer.

The district will provide to employees at the time of hire, or to a contractor, agent or volunteer at the time of beginning service for the district, the following:

1. A description of conduct that may constitute sexual conduct;
2. A description of the investigatory process and possible consequences if a report of suspected sexual conduct is substantiated; and
3. A description of the prohibitions imposed on district employees, contractors and agents when they attempt to obtain a new job, pursuant to ORS 339.378(2).

All district employees are subject to Board policy GCAB - Personal Electronic Devices and Social Media - Staff regarding appropriate electronic communications with students.

Any electronic communications with students by a contractor, agent or volunteer for the district will be appropriate and only when directed by district administration. When communicating with students electronically regarding school-related matters, contractors, agents or volunteers shall use district e-mail using mailing lists and/or other internet messaging approved by the district to a group of students rather than individual students or as directed by district administration. Texting or electronically communicating with a student through contact information gained as a contractor, agent or volunteer for the district is ~~strongly discouraged~~ prohibited.

The superintendent shall develop administrative regulations to implement this policy and to comply with state law.

END OF POLICY

Legal Reference(s):

[ORS 332.107](#)

[ORS 339.370 - 339.400](#)

[ORS 419B.005 - 419B.045](#)

Every Student Succeeds Act, 20 U.S.C. § 7926 (2018).
House Bill 4160 (2024).

RESOLUTION No. 2025-003

RESOLUTION ADOPTING THE BUDGET

BE IT RESOLVED that the Board of the Brookings-Harbor School District 17C hereby adopts the budget for fiscal year 2025-2026 in the total amount of \$33,052,495.* This budget is now on file at 629 Easy St in Brookings, Oregon.

RESOLUTION MAKING APPROPRIATIONS

BE IT RESOLVED that the amounts shown below are hereby appropriated for the fiscal year beginning July 1, 2025, for the following purposes:

General Fund 100		Special Revenue Fund 200	
Instruction.....	9,445,245	Instruction.....	3,570,697
Support Services.....	9,104,394	Support Services....	1,468,558
Transfers.....	1,131,000	Enterprise & Comm	1,048,571
Debt Service	0	Facilitites Acquisiti	0
Contingency.....	200,000	Debt Service	1,101,169
Total.....	\$19,880,639	Contingency.....	0
		Total.....	\$7,188,995
Capital Projects Funds 400		Debt Service Fund 300	
Facilities Acquisition	370,000	Debt Service	1,420,903
Total.....	\$370,000	Total.....	\$1,420,903
		Total APPROPRIATIONS, All Funds . . .	\$28,860,537
		Total Unappropriated and Reserve Amounts, All Funds . . .	4,191,958
		TOTAL ADOPTED BUDGET . . .	\$33,052,495 *

(* amounts with asterisks must match)

RESOLUTION IMPOSING THE TAX

BE IT RESOLVED that the following ad valorem property taxes are hereby imposed upon the assessed value of all taxable property within the district for tax year 2025- 2026

(1)At the rate of \$ 3.2494 per \$1000 of assessed value for permanent rate tax;

RESOLUTION CATEGORIZING THE TAX

BE IT RESOLVED that the taxes imposed are hereby categorized for purposes of Article XI section 11b as:

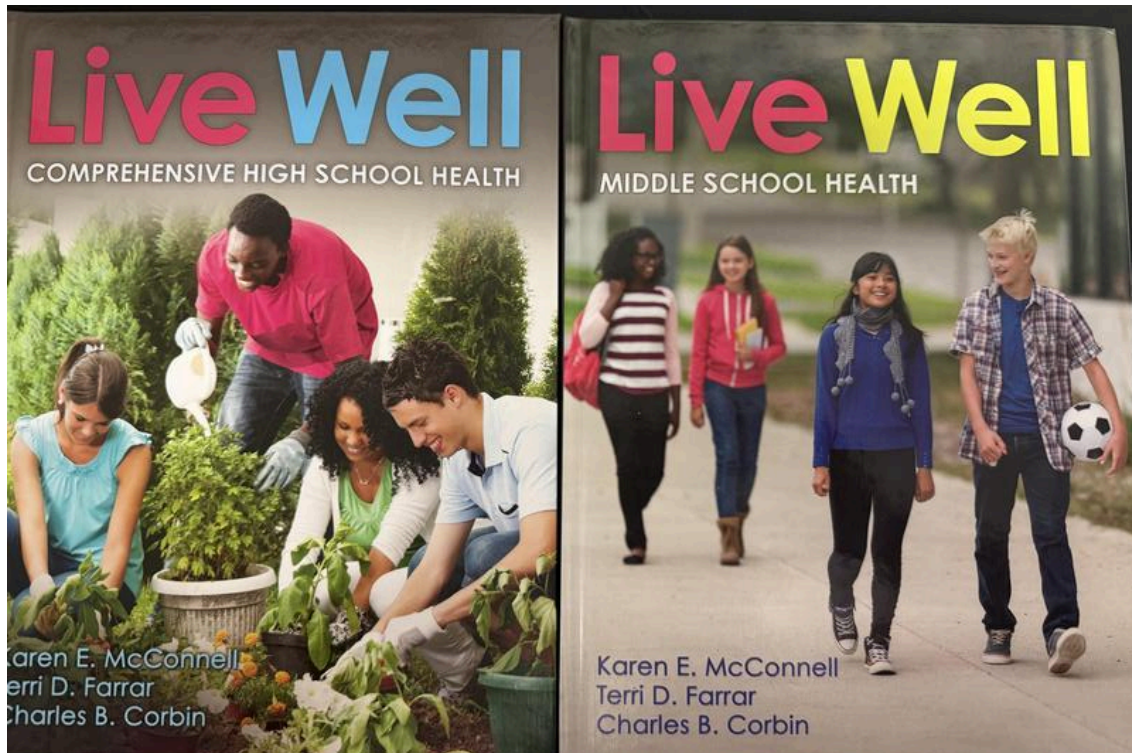
Subject to the Education Limitation

Permanent Rate Tax..... \$ 3.2494/\$1000

The above resolution statements were approved and declared adopted on June 18, 2025.

X _____
Signature

Proposed Health Curriculum Adoption Available for Public Review



The Brookings-Harbor School Board will vote to adopt updated Health textbooks for middle and high school students at its May 21 Regular Board Meeting

Brookings-Harbor School District is considering the adoption of new health curriculum materials for both middle and high school students. Community members are invited to review the proposed curriculum and provide feedback before a final decision is made.

Middle School Health Curriculum Proposal:

Live Well: Middle School Health (2021)

Published by Human Kinetics Inc.

Authors: Karen E. McConnell, Terri D. Farrar, and Charles B. Corbin

High School Health Curriculum Proposal:

Live Well: Comprehensive High School Health (2024)

Published by Human Kinetics Inc.

Authors: Karen E. McConnell, Terri D. Farrar, and Charles B. Corbin

These materials are designed to support comprehensive health education, aligned with Oregon state standards, and promote lifelong wellness habits in students.

Public Review Information:

The proposed textbooks are available for public preview at the Brookings-Harbor School District Office, located at 629 Easy Street, Brookings, OR 97415.

Viewing hours: Monday through Friday, 8:00 a.m. to 4:00 p.m. (excluding holidays).

Community members are encouraged to provide feedback in writing at the District Office or by using the [online comment form](#) at this link:

<https://forms.gle/bwk9URG4Qut4HkNe7>

Review Deadline:

Comments will be accepted through 2 p.m. Tuesday, June 17, 2025. (UPDATED DATE - DATE EXTENDED)

This curriculum proposal will be brought before the Brookings-Harbor School Board of Directors for discussion at its regular board meeting at 2 p.m. Wednesday, May 21, in Room 51, at Kalmiopsis Elementary School. The Board may vote at its 5:30 p.m. Wednesday, June 18, meeting to adopt the proposed curriculum. Feedback can also be given during the Public Comment period at either School Board Meeting.

For more information or questions, please contact the district office at info@brookings.k12.or.us or call **541-469-7443 (Option 5)**.

May 8, 2025

MEMO

To: BHSD School Board Members

From: Tristin Harkins, Principal, Brookings-Harbor High School

Subject: Curriculum Adoption Proposal - Live Well, Comprehensive High School Health - textbook and online digital text

Background

I am writing to forward this proposal for the adoption of a new text and online text for use in current Brookings-Harbor High School Health course offerings:

- Wellness I
- Wellness II

After careful consideration and review, and with the recommendation of our current health and physical education staff, we are proposing the adoption of the Live Well, Comprehensive High School Health (2024) by McConnel, Farrar, and Corbin, published by Human Kinetics. The textbook adoption for this topic will not replace an existing classroom text. This adoption will help ensure students receive up-to-date and relevant content.

Rationale

Ten years ago there was no usable curriculum at the High School nor were there any textbooks. I had been teaching Health for over 20 years in Wisconsin and asked my fellow teachers to send me everything. Based on Oregon Standards, I created the curriculum being used now. There are no current textbooks. It would be a good idea to purchase a curriculum that would make it easier for a new teacher to follow and develop. The text and online accounts being proposed here supplement each other well and cover the State Standards for both Wellness I and Wellness II.

Budgetary Considerations

A cost analysis has been conducted, and we find that the adoption of the Live Well curriculum falls within our allocated budget for curriculum resources. The total cost for a set of 30 classroom bundle of text and online text accounts and additional online text accounts is ~\$15,300 including shipping and handling.

Next Steps

The text will be on display in the district office for a public review and comment period and will come before the board again at the June 2025 Regular Meeting as an Action Item to adopt. We recommend that the School Board approves the adoption of the Live Well textbook and interactive web text effective the 1st semester of the 2025-26 academic year.

Curriculum Proposal – Azalea Middle School Health

Date: May 8, 2025

To: BHSD School Board Members

From: Vickie Nigh, Principal, Azalea Middle School

Subject: Curriculum Adoption Proposal – *Live Well: Middle School Health* Textbook and Digital Resources

Background

This proposal outlines a request to adopt *Live Well: Middle School Health* (2021 edition) by McConnell, Farrar, and Corbin, published by Human Kinetics. This adoption supports our goal of providing students with high-quality, standards-aligned health education that promotes lifelong wellness.

Rationale

Our current curriculum resources for middle school health are outdated and lack digital support. The *Live Well* program provides modern, inclusive, and comprehensive health education aligned with Oregon Health Standards. The curriculum includes both physical textbooks and interactive online tools that enhance student engagement and accessibility.

Budget

The total cost of the adoption is **\$34,664.00**, which covers classroom sets of the textbook, access to digital resources, and shipping and handling. Funding will come from the district's allocated curriculum budget.

Next Steps

The textbook and resources are available for public review at the District Office through June 17, 2025. Community members may provide input in person or via the online comment form: <https://forms.gle/bwk9URG4Qut4HkNe7>

This adoption will return to the board as an Action Item at the **June 18, 2025 Regular Board Meeting**. If approved, the curriculum will be implemented beginning in the **2025–2026 school year**.