

**BOARD OF EDUCATION
UMATILLA COUNTY SCHOOL DISTRICT 8R, HERMISTON**

**There will be a Special Meeting of the
Board of Education of the Umatilla County School District 8R
at Hermiston School District Offices
Boardroom
305 S.W. 11th Street.
Hermiston, Oregon 97838
Monday, September 22, 2025, 6:00
PM**

Rosa Cerda-Diaz
Executive Assistant to the
Superintendent and Board of Education

AGENDA

- 1. CALL TO ORDER SPECIAL MEETING* (6:00 p.m.)** *Chair Hurst*
- 2. INTRODUCTORY ITEMS (6:00 p.m.)** *Chair Hurst*
 1. Pledge of Allegiance
 2. Adoption of Agenda 2
- 3. PUBLIC COMMENTS (6:10 p.m.)** *Chair Hurst* 3

Welcome. This is the time we reserve in our meeting for public comment.
According to Board Policy KL, any complaint regarding a specific employee of the Hermiston School District must be routed through the superintendent's office.
The Hermiston School District Board of Education accepts public comments virtually and in person. Members of the public wishing to address the board virtually submitted written statements or requests by 4:00 p.m. prior to this meeting.
Those wishing to address the board in person should stand and be recognized, then move forward to the microphone at the center table. Prior to making your comments, state your first and last name and school or topic. Please limit your comments to a maximum of three (3) minutes and address them to me.
Is there anyone here tonight who would like to address the board?
- 4. REPORTS (6:20 p.m.)**
 1. Board of Education *Chair Hurst*
 2. Business Office *Katie Saul*
 1. Financial Reports 4
 3. Superintendent's Office *Dr. Mooney*
 1. English Learners in Oregon State Report *Dr. Farley & Mr. Depew* 7
- 5. CALENDAR AND FUTURE ITEMS (7:00 p.m.)**
 1. Future Agenda Item Discussion *Chair Hurst*
 2. Calendar Review *Dr. Mooney* 54
- 6. EXECUTIVE SESSION (7:10 p.m.)** 59
 1. ORS 192.660(2)(i)
- 7. ADJOURN (8:00 p.m.)**

* Timing of agenda is not meant to be time specific. Instead, the time identified is for pacing purposes only. The Board of Education may modify the agenda and the order in which items are taken for consideration.

** Consent agenda items are considered for action as an entire group. Details for these items are available for public inspection at the District Office.

*** Members of the public are invited to address the Board of Education during Public Comments.

**BOARD OF EDUCATION
UMATILLA COUNTY SCHOOL DISTRICT #8R, HERMISTON
HERMISTON, OREGON**

September 22, 2025

SUPERINTENDENT'S RECOMMENDATION

2.0. INTRODUCTORY ITEMS

2.2. TOPIC: Adoption of the Agenda

It is recommended.

RECOMMENDATION:

. that the Board of Education adopts the agenda as presented.

**BOARD OF EDUCATION
UMATILLA COUNTY SCHOOL DISTRICT #8R, HERMISTON
HERMISTON, OREGON**

PUBLIC COMMENT GUIDELINES

Welcome. This is the time we reserve in our meeting for public comment.

According to Board Policy KL, any complaint regarding a specific employee of the Hermiston School District must be routed through the superintendent's office.

The Hermiston School District Board of Education accepts public comments virtually and in person. Members of the public wishing to address the board virtually submitted written statements or requests by 4:00 p.m. prior to this meeting.

Those wishing to address the board in person should stand and be recognized, then move forward to the microphone at the center table. Prior to making your comments, state your first and last name and school or topic. Please limit your comments to a maximum of three (3) minutes and address them to me.

Is there anyone here tonight who would like to address the board?


GENERAL FUND REVENUE DATA ENTRY REPORT

MONTH	TAXES	INTST/FEES	INTER	STATE SSF	STATE OTH	FEDERAL	OTHER	TOTAL PROJ.	TOTAL ACT.	VARIANCE	
JUL PRO	\$ -	\$ 134,157	\$ -	\$ 10,313,042	\$ -	\$ -	\$ -	\$ 10,447,199		\$ (86)	0.00%
JUL ACT	\$ -	\$ 134,071		\$ 10,313,042					\$ 10,447,113	\$ (86)	YTD
AUG PRO	\$ 27,816	\$ 170,534	\$ 523,263	\$ 5,153,428	\$ -	\$ -	\$ -	\$ 5,875,041			
AUG ACT									\$ -		
SEP PRO	\$ 29,980	\$ 253,105	\$ 271,366	\$ 5,153,428	\$ -	\$ -	\$ -	\$ 5,707,879			
SEP ACT									\$ -		
OCT PRO	\$ 57,091	\$ 208,517	\$ 261,631	\$ 5,153,428	\$ 13,000	\$ -	\$ -	\$ 5,693,667			
OCT ACT									\$ -		
NOV PRO	\$ 10,595,921	\$ 233,106	\$ 537,327	\$ 5,153,428	\$ -	\$ -	\$ -	\$ 16,519,782			
NOV ACT									\$ -		
DEC PRO	\$ 1,525,249	\$ 202,869	\$ 261,631	\$ 5,153,428	\$ -	\$ -	\$ -	\$ 7,143,177			
DEC ACT									\$ -		
JAN PRO	\$ 249,612	\$ 197,722	\$ 478,931	\$ 5,153,428	\$ 380,825	\$ 55,000	\$ -	\$ 6,515,519			
JAN ACT									\$ -		
FEB PRO	\$ 59,606	\$ 195,816	\$ 261,631	\$ 5,153,428	\$ -	\$ -	\$ -	\$ 5,670,481			
FEB ACT									\$ -		
MAR PRO	\$ 312,494	\$ 301,831	\$ 273,356	\$ 5,159,614	\$ -	\$ -	\$ -	\$ 6,047,295			
MAR ACT									\$ -		
APR PRO	\$ 77,359	\$ 207,874	\$ 261,631	\$ 5,159,614	\$ -	\$ -	\$ -	\$ 5,706,478			
APR ACT									\$ -		
MAY PRO	\$ 86,125	\$ 264,595	\$ 261,631	\$ 5,159,614	\$ 75,000	\$ -	\$ -	\$ 5,846,965			
MAY ACT									\$ -		
JUN PRO	\$ 297,372	\$ 240,874	\$ 11,976	\$ -	\$ 380,825	\$ -	\$ 2,700,000	\$ 3,631,047			
JUN ACT									\$ -		
Projected	\$ 13,318,625	\$ 2,611,000	\$ 3,404,377	\$ 61,865,879	\$ 849,651	\$ 55,000	\$ 2,700,000	\$ 84,804,532			
Budget Book	\$ 13,318,625	\$ 2,611,000	\$ 3,396,946	\$ 61,708,913	\$ 848,637	\$ 55,000	\$ 2,700,000	\$ 84,639,121			
Variance	\$ -	\$ -	\$ 7,431	\$ 156,966	\$ 1,014	\$ -	\$ -	\$ 165,411			
TOT ACT	\$ -	\$ 134,071	\$ -	\$ 10,313,042	\$ -	\$ -	\$ -	\$ 10,447,113	FORECAST ACT	\$	84,804,446
% collected	0.00%	5.13%	0.00%	16.67%	0.00%	0.00%	0.00%	12.32%			
NOTE:											
LEGEND		Above or within 2.00% of projection				Between 2.01% & 5.00% below			Below 5.01% of projection		

GENERAL FUND EXPENDITURE DATA ENTRY REPORT							
MONTH	PROJ. P/R	ACTUAL P/R	PROJ. A/P	ACTUAL A/P	TOTAL	VARIANCE	
JULY PROJECTED	1,171,033		\$ 1,687,695		\$ 2,858,728 MONTHLY	\$ (1,829)	-0.06%
JULY ACTUAL		\$ 1,169,627		\$ 1,687,271	\$ 2,856,899 YTD	\$ (1,829)	-0.06%
AUGUST PROJECTED	1,367,516		\$ 1,241,542		\$ 2,609,058 MONTHLY		
AUGUST ACTUAL		\$ -		\$ -	\$ - YTD		
SEPTEMBER PROJECTED	5,916,123		\$ 798,099		\$ 6,714,222 MONTHLY		
SEPTEMBER ACTUAL		\$ -		\$ -	\$ - YTD		
OCTOBER PROJECTED	6,123,682		\$ 949,822		\$ 7,073,504 MONTHLY		
OCTOBER ACTUAL		\$ -		\$ -	\$ - YTD		
NOVEMBER PROJECTED	6,241,848		\$ 938,472		\$ 7,180,320 MONTHLY		
NOVEMBER ACTUAL		\$ -		\$ -	\$ - YTD		
DECEMBER PROJECTED	6,067,743		\$ 1,022,986		\$ 7,090,729 MONTHLY		
DECEMBER ACTUAL		\$ -		\$ -	\$ - YTD		
JANUARY PROJECTED	5,964,517		\$ 983,053		\$ 6,947,570 MONTHLY		
JANUARY ACTUAL		\$ -		\$ -	\$ - YTD		
FEBRUARY PROJECTED	6,245,312		\$ 904,606		\$ 7,149,918 MONTHLY		
FEBRUARY ACTUAL		\$ -		\$ -	\$ - YTD		
MARCH PROJECTED	6,098,402		\$ 1,003,839		\$ 7,102,241 MONTHLY		
MARCH ACTUAL		\$ -		\$ -	\$ - YTD		
APRIL PROJECTED	6,086,850		\$ 1,019,220		\$ 7,106,070 MONTHLY		
APRIL ACTUAL		\$ -		\$ -	\$ - YTD		
MAY PROJECTED	10,296,138		\$ 1,427,006		\$ 11,723,144 MONTHLY		
MAY ACTUAL		\$ -		\$ -	\$ - YTD		
JUNE PROJECTED	10,981,188		\$ 2,050,952		\$ 13,032,140 MONTHLY		
JUNE ACTUAL		\$ -		\$ -	\$ - YTD		
PROJECTED	\$ 72,560,352		\$ 14,027,292		\$ 86,587,644		
BUDGET BOOK	\$ 73,266,723		\$ 14,269,879		\$ 87,536,602		
VARIANCE	\$ (706,371)		\$ (242,587)		\$ (948,958)	(proj. difference in budgeted expenditures)	
TOTAL ACTUAL		\$ 1,169,627		1,687,271	\$ 2,856,899	FORECAST ACT	\$ 86,585,815
% spent to date		1.61%		12.0%	3.30%		
Note:							
LEGEND MONTHLY	Below or within 2.00%	Between 2.01% & 5.00% above	Above 5.01% of projection				
LEGEND YTD	Below or within 2.00%	Between 2.01% & 5.00% above	Above 5.01% of projection				

GENERAL FUND MONTHLY ENDING FUND BALANCE REPORT

DATE	Revenue	Expenditure	Ending Fund Balance	Variance		EFB Monthly Projection for Year End
1-Jul-25 PROJECTED			\$ 11,403,867			
ACTUAL			\$ 11,403,867			
31-Jul-25 PROJECTED	\$ 10,447,199	\$ 2,858,728	\$ 18,992,338			
ACTUAL	\$ 10,447,113	\$ 2,856,899	\$ 18,994,081	\$ 1,743	0.01%	10.00%
31-Aug-25 PROJECTED	\$ 5,875,041	\$ 2,609,058	\$ 22,258,320			
ACTUAL	\$ -	\$ -	\$ 18,994,081		0.00%	
30-Sep-25 PROJECTED	\$ 5,707,879	\$ 6,714,222	\$ 21,251,978			
ACTUAL	\$ -	\$ -	\$ 18,994,081		0.00%	
31-Oct-25 PROJECTED	\$ 5,693,667	\$ 7,073,504	\$ 19,872,141			
ACTUAL	\$ -	\$ -	\$ 18,994,081		0.00%	
30-Nov-25 PROJECTED	\$ 16,519,782	\$ 7,180,320	\$ 29,211,603			
ACTUAL	\$ -	\$ -	\$ 18,994,081		0.00%	
31-Dec-25 PROJECTED	\$ 7,143,177	\$ 7,090,729	\$ 29,264,051			
ACTUAL	\$ -	\$ -	\$ 18,994,081		0.00%	
31-Jan-26 PROJECTED	\$ 6,515,519	\$ 6,947,570	\$ 28,832,000			
ACTUAL	\$ -	\$ -	\$ 18,994,081		0.00%	
28-Feb-26 PROJECTED	\$ 5,670,481	\$ 7,149,918	\$ 27,352,564			
ACTUAL	\$ -	\$ -	\$ 18,994,081		0.00%	
31-Mar-26 PROJECTED	\$ 6,047,295	\$ 7,102,241	\$ 26,297,618			
ACTUAL	\$ -	\$ -	\$ 18,994,081		0.00%	
30-Apr-26 PROJECTED	\$ 5,706,478	\$ 7,106,070	\$ 24,898,026			
ACTUAL	\$ -	\$ -	\$ 18,994,081		0.00%	
31-May-26 PROJECTED	\$ 5,846,965	\$ 11,723,144	\$ 19,021,847			
ACTUAL	\$ -	\$ -	\$ 18,994,081		0.00%	
30-Jun-26 PROJECTED	\$ 3,631,047	\$ 13,032,140	\$ 9,620,754			
ACTUAL	\$ -	\$ -	\$ 18,994,081		0.00%	
INITIAL FORECASTED EFB	\$ 84,804,532	\$ 86,587,644	\$ 9,620,754			10.00%
ACTUALS TO DATE	\$ 10,447,113	\$ 2,856,899				
ANTICIPATED ACTUALS*	\$84,804,446	\$86,585,815	\$ 9,622,498			10.00%
Monthly Comp.	Above or within 2.00% of projection	Between 2.01% & 5.00% below projection	Below 5.01% of projection			
	*Calculated using actuals through the current month and projected revenue and expenditures for future months					
NOTE:	Estimated; amount may change depending on 2024-2025 fiscal year end adjustments.					
ENDING FUND BALANCE LEGEND	8.00% to 9.00% and above	Between 7.99% to 7.50%	7.49% and below			6



HERMISTON
SCHOOL DISTRICT

SEP

OCT

NOV

DEC

JAN

MAY

JUN

JUL

AUG

ODE English Learners Report

September 22, 2025





61% Hispanic
35% White
4% Other

61% Economically Disadvantaged

13% SpEd

21% Current English Learners

39% EVER English Learners

6% Migrant Students

5,261 Students
6 Elementary Schools
2 Middle Schools
1 High School



English Learners - Key Data Points

Category / Data Point	Oregon Statewide	HSD	Notes
Current English Learners	11.50%	21%	p.10
Former English Learners	4.30%	10%	p.10
Monitored English Learners	3%	7%	p.10
Never English Learners	81.20%	62%	p.10
District with Largest % of ELs	45.8% (Woodburn SD)	21.0% (HSD)	p.14





EL Prevalence and Profile in Hermiston (23-24)

Grade Distribution

- 69% in **Elementary**
- 31% in **Secondary**

Language Diversity

- 86% Spanish speakers
- 12% Mayan dialects
(K'iche', Mam, Q'anjob'al, Akateco, Mixteco, Mayan)
- 2% other languages
(Tagalog, Amharic, Punjabi, Khmer, Nepali, Japanese, Vietnamese, Mandarin)

Migrant Population

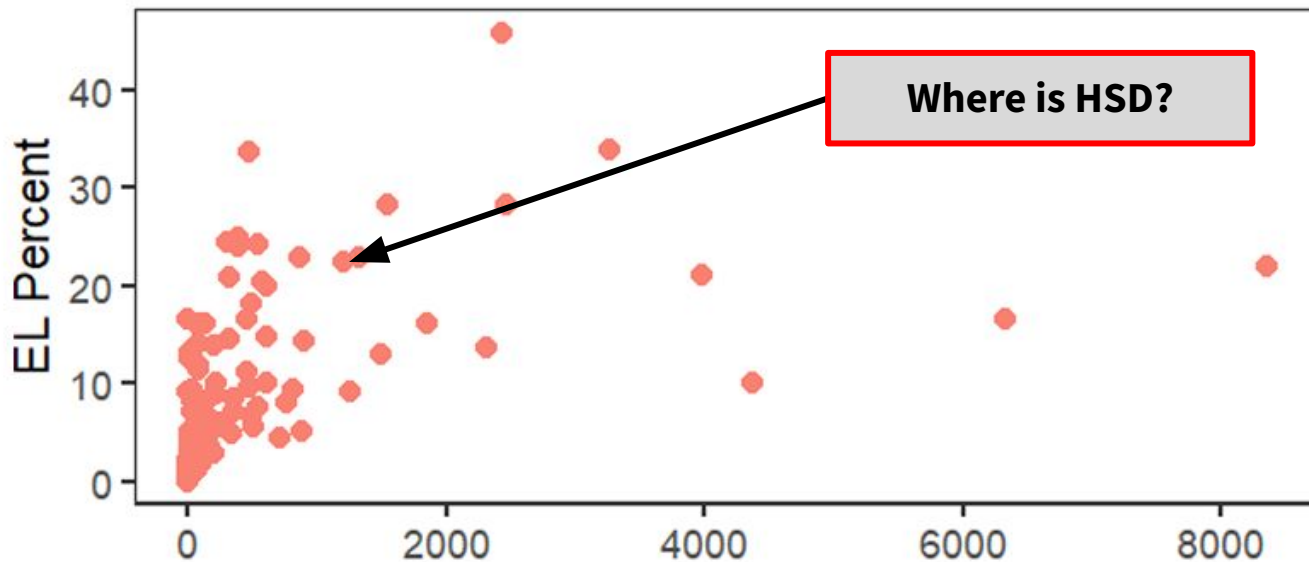
- 20% of HSD English Learners are also Migrant students





HSD Compared to the State (p.11)

Figure 4. Comparison of the number and percentage of current English learners by district in 2023-24





HSD Compared to the State Cont...(p.13)

~13th Largest # of English Language Learners

~12th Largest Percentage of EL Learners





SLIFE Prevalence and Profile in Oregon (p.16-17)

934 EL Students in Oregon experienced Limited or Interrupted Schooling (SLIFE)
- Increase of 144 from last Report

Criteria for SLIFE (p.14)

- 1) 3rd grade and older
- 2) Two or fewer years of schooling
- 3) Two or more years below grade level in math and reading
- 4) Preiterate in native language

Many EL's categorized as SLIFE have experienced significant trauma

1.5% of all EL's in Oregon are categorized as SLIFE



SLIFE Prevalence and Profile in HSD (p. 16-18)

84 EL Students in Hermiston SD are Categorized as SLIFE
(+37 from last report)

~7.5% of HSD EL's are Categorized as SLIFE (84/1112)
(~+2.5% from last report)

~9% of all SLIFE students in Oregon attend HSD (84/934)
(+3% from last report)

HSD Ranks as #3 in Oregon for number of students who are SLIFE

HSD Ranks #3 in Oregon for percentage of EL's who are SLIFE

Table 4. Districts serving at least 20 current English learners with interrupted formal education in 2023-24

District	Number of Current English Learners with Limited or Interrupted Formal Education
Hillsboro SD 1J	404
Beaverton SD 48J	121
Hermiston SD 8	84
Portland SD 1J	77
Woodburn SD 103	54
South Lane SD 45J3	26
Reynolds SD 7	26



Why Does Any of This Matter? Attendance.

There are a lot of reasons, but let's start with this one:

In Oregon, current English Learner's attendance is lower than Never and Former English Learners but Former English Learners is the highest (p.32)

Elementary Attendance		
Never EL	Former EL	Current EL
71.6%	77.9%	65.4%





Why Does Any of This Matter? Academics.

In Oregon, current English Learners academic achievement in reading and math is lower than Never and Former English Learners but Former English Learners have the highest achievement (p.4-5)

Elementary Academic Achievement (Reading)		
Never EL	Former EL	Current EL
47.3%	82.9%	6.6%

Elementary Academic Achievement (Math)		
Never EL	Former EL	Current EL
40.1%	65.6%	7.6%





Why Does Any of This Matter? Graduation.

Here's another (p.35):

In Oregon, current English Learner's 4-year graduation rate is significantly lower than never English Learners

Year	Never EL	Current EL	Difference
15-16	75.5%	52.9%	-22.6%
16-17	77.2%	54.9%	-22.3%
17-18	79.2%	55.8%	-23.4%
18-19	80.3%	60.2%	-20.1%
19-20	83.1%	64.6%	-18.5%
20-21	81.1%	64.4%	-16.7%
21-22	82.61%	58.49%	-24.12%
22-23	81.5%	68.1%	-13.4%
23-24	82.2	68	-14.2%






Why Does Any of This Matter? Graduation.

Here's another one (p.35):

In Oregon, former EL's 4-Year graduation rates are similar to or better than never English learners

Year	Never EL	Former EL	Difference
15-16	75.5%	77.9%	+2.4%
16-17	77.2%	80.0%	+2.8%
17-18	79.2%	82.5%	+3.3%
18-19	80.3%	84.3%	+4.0%
19-20	83.1%	86.1%	+3.0%
20-21	81.1%	84.2%	+3.1%
21-22	82.6%	85.1%	+2.5%
22-23	81.5%	87.6%	+6.1%
23-24	82.2%	87.8%	+5.6%






HERMISTON
SCHOOL DISTRICT

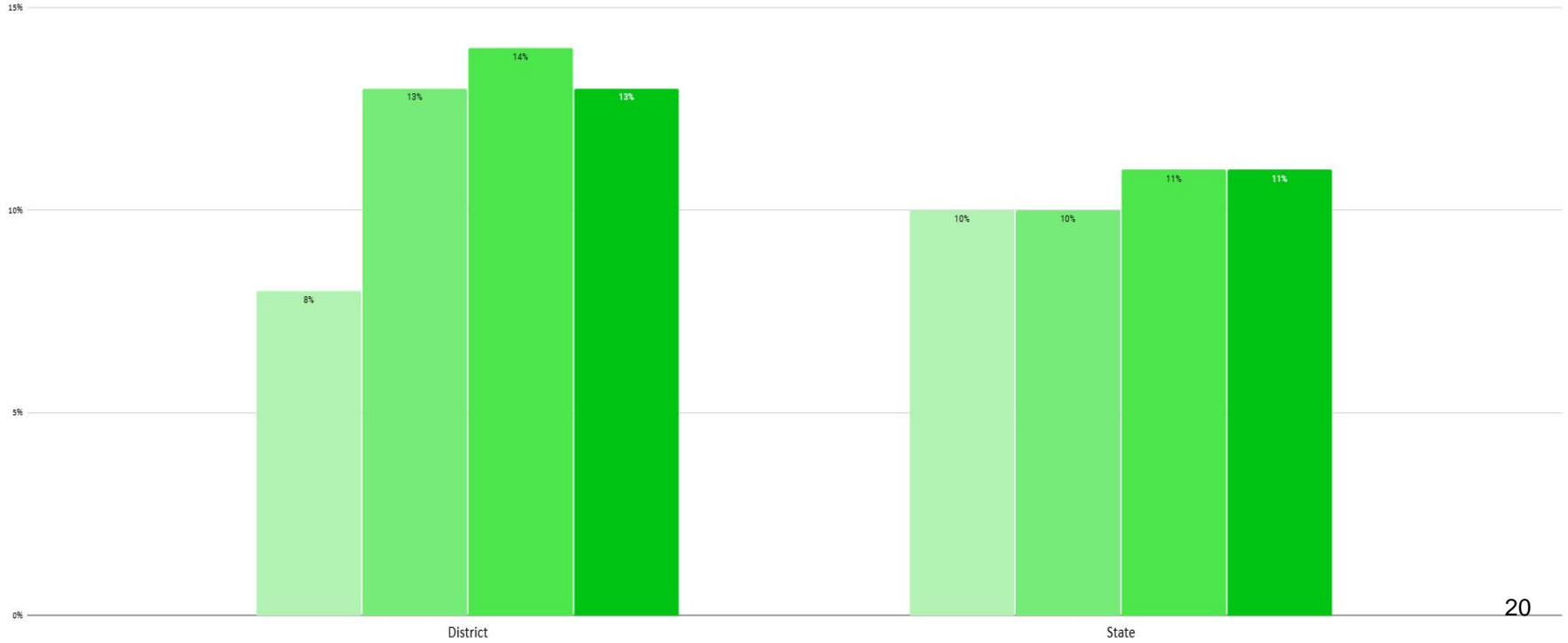
SEP OCT NOV DEC JAN MAY JUN JUL AUG

HSD EL Glows & Grows



ELPA Summative Proficiency Rates HSD v. Oregon

21-22 22-23 23-24 24-25





Elementary - On Track for EL Proficiency

On Track for EL Proficiency			
21-22	22-23	23-24	24-25
52.9%	64.7%	65.5%	68.1%
+2.6%			





Elementary - On Track for EL Proficiency

On Track to English Language Proficiency (ELP) Details

District: Hermiston SD 8

Level: Elementary (Grades K-5)

The On Track to English Language Proficiency (ELP) indicator displays the percentage of students who are on track to attain ELP, the denominator, and the corresponding rating for each student group. The data table shows three years of data and the three-year average. Student groups are assigned a rating based on the three-year average. '*' means data was hidden to protect student confidentiality and 'Not Rated' refers to student groups that do not meet the minimum n-size of 20 to receive a rating.

On Track to ELP Level	Cut
Level 5	80
Level 4	63
Level 3	46
Level 2	25
Level 1	<25

State Long Term Goal: 80%

Student Group	2022-23	2023-24	2024-25	3-year Average	Level
Current English Learners - Percent	64.7	65.5	68.1	66.0	Level 4
Current English Learners - Denominator	544	521	495	1560	





ALMS - On Track for EL Proficiency

On Track to English Language Proficiency (ELP) Details

District: Hermiston SD 8

School: Armand Larive Middle School

The On Track to English Language Proficiency (ELP) indicator displays the percentage of students who are on track to attain ELP, the denominator, and the corresponding rating for each student group. The data table shows three years of data and the three-year average. Student groups are assigned a rating based on the three-year average. '*' means data was hidden to protect student confidentiality and 'Not Rated' refers to student groups that do not meet the minimum n-size of 20 to receive a rating.

On Track to ELP Level	Cut
Level 5	80
Level 4	68
Level 3	56
Level 2	22
Level 1	<22

State Long Term Goal: 80%

Student Group	2021-22	2022-23	2023-24	3-year Average	Level
Current English Learners - Percent	27.1	29.7	31.2	29.4	Level 2
Current English Learners - Denominator	129	138	138	405	





SMS - On Track for EL Proficiency

On Track to English Language Proficiency (ELP) Details

District: Hermiston SD 8

School: Sandstone Middle School

The On Track to English Language Proficiency (ELP) indicator displays the percentage of students who are on track to attain ELP, the denominator, and the corresponding rating for each student group. The data table shows three years of data and the three-year average. Student groups are assigned a rating based on the three-year average. “*” means data was hidden to protect student confidentiality and ‘Not Rated’ refers to student groups that do not meet the minimum n-size of 20 to receive a rating.

On Track to ELP Level	Cut
Level 5	80
Level 4	68
Level 3	56
Level 2	22
Level 1	<22

State Long Term Goal: 80%

Student Group	2021-22	2022-23	2023-24	3-year Average	Level
Current English Learners - Percent	39.3	30.9	32.1	33.6	Level 2
Current English Learners - Denominator	61	81	84	226	





High School - On Track for EL Proficiency

On Track to English Language Proficiency (ELP) Details

District: Hermiston SD 8

School: Hermiston High School

The On Track to English Language Proficiency (ELP) indicator displays the percentage of students who are on track to attain ELP, the denominator, and the corresponding rating for each student group. The data table shows three years of data and the three-year average. Student groups are assigned a rating based on the three-year average. “*” means data was hidden to protect student confidentiality and ‘Not Rated’ refers to student groups that do not meet the minimum n-size of 20 to receive a rating.

On Track to ELP Level	Cut
Level 5	80
Level 4	68
Level 3	56
Level 2	22
Level 1	<22

State Long Term Goal: 80%

Student Group	2021-22	2022-23	2023-24	3-year Average	Level
Current English Learners - Percent	29.8	34.2	25.0	29.5	Level 2
Current English Learners - Denominator	131	146	160	437	





LTEL Students by School

School	Total ELD Students	LTEL Students	Percent LTEL
SMS	114	105	92.1%
ALMS	155	90	58.1%
HHS	255	180	70.6%



iELD (Integrated English Language Development)



Collaborative Planning

ELD specialists and content teachers jointly develop lessons that address both content objectives and language development goals.



Integrated Instruction

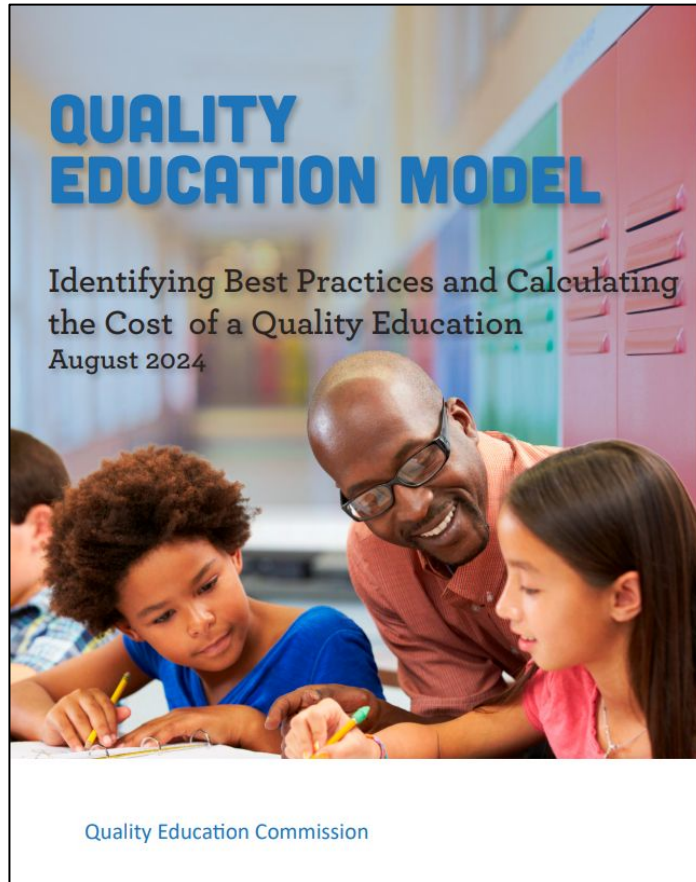
Teachers implement lessons using language supports, scaffolds, and differentiation techniques appropriate for English learners.




Shared Assessment

Both ELD specialists and content teachers monitor students' progress in language proficiency and academic content mastery.

During the 2023-2024 school year 84 secondary students opted out of ELD services





Looking Forward

ELD Vision 25-26





Elementary Next Steps

Continue.....

-Standards-Based Grading
-PS
-Rubrics
-Benchmarks

Next Steps.....

-PLC+ Practices
w/in ELD
w/ Grade Teams (in order to
enhance alignment)
- SIOB PD

Align w/ ELA? What do you mean?

- Review Priority Standards
- Review ELA Scope and Sequence
- Look for Alignment between ELA Priority Standards and ELP Standards
- Utilize Review Progression
- Create Scope and Sequence with an attempt to align to ELA (it does not need to be perfect)
- Graphic Organizers
- Language
- Writing Expectations



Elementary ELD Work

Priority 1: Alignment in S&S & Assessment/Data

1. ELD Vision
2. Priority Standards
3. Benchmark Assessments
4. Consistent Recording and Analysis of Data
5. **Alignment w/Core ELA**
6. **PLC Practices**
7. **Development of CFA's**
8. Standards-Based Grading
 - a. Rubrics, CFA's, Learning Targets, Success Criteria
9. Use of Data to Make Instructional Decisions
 - a. Pre-teach/Re-Teach
 - b. Grouping - Homogeneous to Heterogeneous
 - c. Interventions





Elementary ELD Work cont...

Priority 2: Support - Instructional Coaches as a Source of Support

Current Model:

Coaching Vested with All Teachers

Our Coaches are Effective Instructors and what is ELD if not Language Instruction, however, to support effectively, coaches need to be intimately involved in the ELD Program (Curriculum, Assessment, Student Needs, etc...)





Elementary ELD Work cont...

Priority 3: Professional Development

Monthly PLC/Program Meetings

- 1) Facilitated by Coaches and Jerad
- 2) Lead a process of data reflection for ELD teachers
- 3) Support the fidelity to the agreements around Priority Standards, Assessments, SBG
- 4) Support ELD teachers in their implementation of these initiatives
- 5) Professional Development
- 6) 3 - All-Day Collaboration Days (1st one on 10/17)



Secondary ELD Work

Priorities

- 1. High quality instruction that supports language needs of ALL students**
- 2. Continue to break down barriers to credit acquisition and on-time graduation**
- 3. Professional development and teacher support**



Questions???

Did you know.....



.....English is the official language of the air?

This requirement is mandated by the International Civil Aviation Organization (ICAO), an organization that sets standards and regulations for international air navigation. ICAO requires pilots and air traffic controllers who operate internationally to achieve at least Operational Level 4 on the ICAO Language Proficiency Rating Scale.

Why English?

English was established as the official language of aviation in 1944 at the Chicago Convention to standardize communication and enhance safety. At that time, English-speaking countries dominated aircraft manufacturing and certification, and English was becoming a globally understood language, making it a natural choice for a common language in aviation.



HERMISTON
SCHOOL DISTRICT

SEP OCT NOV DEC JAN MAY JUN JUL AUG

Assessment Results

2024-2025





Elementary ELPA Proficiency

ELPA Proficiency				
	21-22	22-23	23-24	24-25
State	10%	10%	11%	11%
HSD	8%	13%	14%	13%

On Track for EL Proficiency			
21-22	22-23	23-24	24-25
52.9%	64.7%	65.5%	68.1%
+2.6%			



Assessment Results



Elementary Science Proficiency

Science Proficiency				
	21-22	22-23	23-24	24-25
State	30%	30%	31%	30%
HSD	17%	23%	25%	20%





Elementary Math Proficiency - Apples to Oranges

3rd Math Proficiency					
	21-22	22-23	23-24	24-25	Growth
State	39%	40%	40%	40%	+0%
HSD	36%	33%	40%	42%	+2%

4th Math Proficiency					
	21-22	22-23	23-24	24-25	Growth
State	36%	37%	38%	37%	-1%
HSD	34%	41%	31%	36%	+5%

5th Math Proficiency					
	21-22	22-23	23-24	24-25	Growth
State	30%	30%	31%	31%	+0%
HSD	32%	34%	35%	30%	-5%



Assessment Results



Elementary Math Proficiency - Apples to Apples

Math Proficiency 3rd-4th Apples-Apples			
	3rd (23-24)	4th (24-25)	Growth
State	40%	37%	-3%
HSD	39%	36%	-3%

Math Proficiency 4th-5th Apples-Apples			
	4th (23-24)	5th (24-25)	Growth
State	38%	31%	-7%
HSD	31%	30%	-1%

Math Proficiency 3rd-5th Apples-Apples				
	3rd (22-23)	4th (23-24)	5th (24-25)	Growth
State	40%	38%	31%	-9%
HSD	33%	31%	30%	-3%





Elementary ELA Proficiency - Apples to Oranges

3rd ELA Proficiency					
	21-22	22-23	23-24	24-25	Growth
State	39%	39%	39%	40%	+1%
HSD	33%	31%	40%	45%	+5%

4th ELA Proficiency					
	21-22	22-23	23-24	24-25	Growth
State	42%	42%	42%	41%	-1%
HSD	41%	41%	37%	42%	+5%

5th ELA Proficiency					
	21-22	22-23	23-24	24-25	Growth
State	47%	47%	4%	47%	+0%
HSD	46%	50%	45%	42%	-3%



Assessment Results



Elementary ELA Proficiency - Apples to Apples

ELA Proficiency 3rd-4th Apples-Apples			
	3rd (23-24)	4th (24-25)	Growth
State	39%	41%	+2%
HSD	31%	42%	+11%

ELA Proficiency 4th-5th Apples-Apples			
	4th (23-24)	5th (24-25)	Growth
State	42%	47%	+5%
HSD	37%	42%	+5%

ELA Proficiency 3rd-5th Apples-Apples				
	3rd (22-23)	4th (23-24)	5th (24-25)	Growth
State	39%	42%	47%	+8%
HSD	31%	37%	42%	+11%





A Few Highlights

Overall Regular Attendance Percentage increased 4.5% (64.7 to 69.2)

Double-digit cohort growth from 3rd-4th and 3rd-5th in ELA (well-above state average)

On Track for EL Proficiency has reached a level 4 designation (1st time for HSD Elementary) - 2 Schools within striking distance of Level 5 designation.

On Track to English Language Proficiency (ELP) Details

District: Hermiston SD 8

Level: Elementary (Grades K-5)

The On Track to English Language Proficiency (ELP) indicator displays the percentage of students who are on track to attain ELP, the denominator, and the corresponding rating for each student group. The data table shows three years of data and the three-year average.

Student groups are assigned a rating based on the three-year average. '**' means data was hidden to protect student confidentiality and 'Not Rated' refers to student groups that do not meet the minimum n-size of 20 to receive a rating.

State Long Term Goal: 80%

Student Group	2022-23	2023-24	2024-25	3-year Average	Level
Current English Learners - Percent	64.7	65.5	68.1	66.0	Level 4
Current English Learners - Denominator	544	521	495	1560	

On Track to ELP Level	Cut
Level 5	80
Level 4	63
Level 3	46
Level 2	25
Level 1	<25



Assessment Results



A Few Highlights

45% of 3rd grade students on level (5% above state average); 4th grade has also eclipsed state average revealing upward trend for HSD (underwater compared to state average in previous years - testament to the growth in primary outcomes)

In nearly every demographic category for Math, ELA, ELD, and Attendance, Hermiston Elementary students grew. This includes all racial, poverty, and disability categories (45 rated categories)

Exceptions - Attendance % for Asian Students (93.8% to 90.9%)

Attendance % for Multi-Racial Students (68.8% to 63%)

Math % for Asian Students (54.5% to 50%)

Math % for English Learners (22.8% to 21.2%)





Elementary Next Steps

ELD
<i>Standards-Based Grading</i> Rubrics, CFA's, Learning Targets, Success Criteria
<i>Effective Unit Planning</i> Backwards Planning from CFA Align w/ ELA
<i>Use of Data to Make Instructional Decisions</i> Pre-teach/Re-Teach Grouping - Homogeneous to Heterogeneous Interventions (Triple Dose)

Science
<i>Integration w/ ELA</i> Science Standards integrated w/ ELA Standards Science Lessons integrated w/ ELA Lessons Science Investigations Protected and Intentional Science Instruction K-5



Assessment Results



Elementary Next Steps

ELA

Standards-Based Grading

Rubrics, CFA's, Learning Targets, Success Criteria
Alignment Across All Schools

Integration w/ Science

Science Standards integrated into ELA Standards
Science Lessons integrated into ELA Lessons

Tier 1 Reading Foundational Skills Instruction

ECRI
Protected time in Tier 1
PD/Coaching
Aligned Across All Schools

Tier 2 Reading Foundational Skills Instruction

RGR
PD/Coaching
Aligned across all Schools

Math

Standards-Based Grading

Rubrics, CFA's, Learning Targets, Success Criteria
Alignment Across All Schools

Structured Math Blocks

60 Minutes of Core Math in 3-5 (Tier 1)
70 Minutes of Core Math in K-2 (Tier 1)
30 Minutes of Skill-Based Interventions (Tier 2)

Math Fact Fluency

K-5 Plan
Aligned Across All Schools
Incentivized
Protected Daily Practice

Spiral Review

K-5 Plan
Aligned Across All Schools
Spaced Practice
Protected Daily Practice



Assessment Results



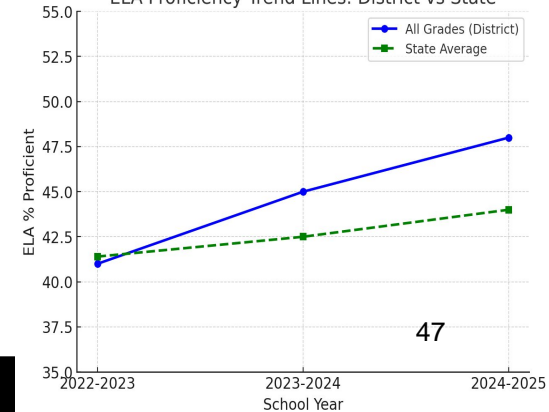
Secondary ELA Proficiency

Grade	Subject	2022-2023	2023-2024	2024-2025	State 2024-2025 Results	Difference (HSD vs State)
6	ELA	44	48	46%	42%	4.0
7	ELA	40	42	45%	45%	0
8	ELA	38	43	43%	42%	1.0
11	ELA	45	63	57%	46%	11
All	ELA	41	45	48%	44%	4

Highlights:

- District Outperforms State:** Overall ELA proficiency reached **48%**, 4 points above the state average of 44%.
- Grade 11 Leads the Way:** Grade 11 posted the largest gap, scoring **57% vs 46%** statewide (+11).
- Middle School Steady:** Grades 6–8 stayed at or above state levels, with Grade 6 outperforming by **+4 points**.

ELA Proficiency Trend Lines: District vs State



Assessment Results



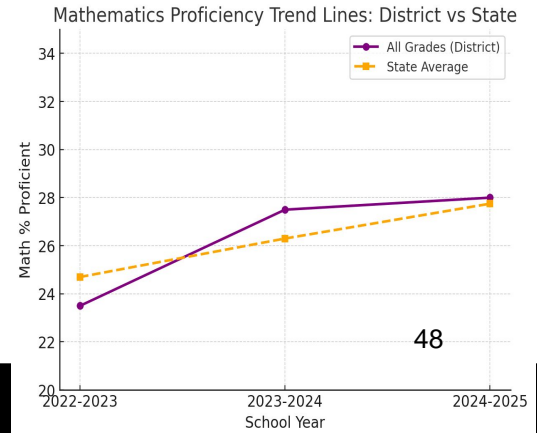


Secondary Math Proficiency

Grade	Subject	2022-2023	2023-2024	2024-2025	State 2024-2025 Results	Difference (HSD vs State)
6	Mathematics	35	41	36%	29%	+7%
7	Mathematics	29	30	31%	32%	-1
8	Mathematics	14	20	25%	29%	-4
11	Mathematics	16	18	20%	21%	-1
ALL	Mathematics	23.5	27.5	28.0%	27.75%	+5

Highlights:

- **Grade 6 Strength:** Outperformed the state by **+7 points** (36% vs 29%), showing strong foundational instruction.
- **Overall Math Growth:** District proficiency rose to **28%**, slightly above the state average (27.75%).
- **Areas for Focus:** Grades 7–11 remain **at or below state levels**, with the largest gap in **Grade 8 (-4 points)**.



Assessment Results



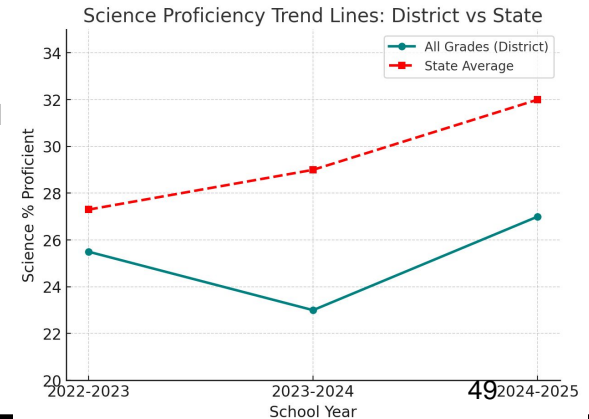


Secondary Science Proficiency

Grade	Subject	2022-2023	2023-2024	2024-2025	State 2024-2025 Results	Difference
8	Science	20	21	21%	27%	-6
11	Science	31	25	33%	32%	+1
ALL	Science	26	23	27%	30%	-3

Highlights:

- Grade 11 Strength:** Outperformed the state in 2024–25 (**33% vs 32%**, +1), showing strong gains at the high school level.
- Area of Focus:** Grade 8 lagged behind the state by **-6 points** (21% vs 27%)
- Overall Gap:** District science proficiency at **27%** trails the state average (**30%**) by **-3 points**.



Assessment Results



Secondary ELPA Proficiency

Grade	Subject	2024-2025	State 2024-2025 Results	Difference
6	ELPA	15	10	+5
7	ELPA	3	6	-3
8	ELPA	5	7	-2
9	ELPA	3	4	-1
10	ELPA	9	7	+2
11	ELPA	2	8	-6
12	ELPA	3	6	-3

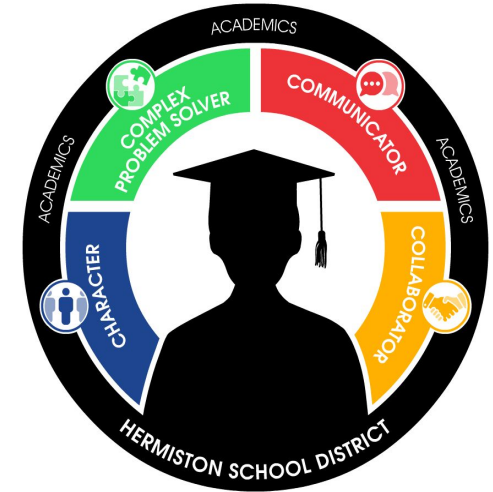
Highlight

1. **Grades 6 & 9** performed above the state level.
2. **Predictability Challenge:**
 - a. Often at the secondary where your dealing with a smaller population of testers per grade level, patterns or trends in data are harder to identify and can be misleading.
 - b. A large change in scores from one year to the next might not reflect a true trend but rather a reflection of the performance of just a few students.



What's currently being done to support student growth in ALL content areas

- Priority Content Alignment
- Prioritizing Skills Development (PoG)
- Unit Planning/Lesson Design
- Professional Development
- Instructional Coaching
- Language Supports Across Content
- NWEA MAP interim assessments





What's our next level of work?

ELA

- Greater focus on Writing and Critical Thinking
- Differentiated Instruction and Literacy Strategies

Math

- Greater focus on Conceptual Understanding
- Targeted Intervention and Differentiation
- Strengthen Vertical Alignment

Science

- Focus on a “Hands-On, Minds-On”, Inquiry-based Approach to student learning
- Strengthen Cross-Curricular Integration and vertical alignment
- Professional Development in Science Pedagogy

ELD

- Continue to incorporate targeted language strategies in ALL classrooms
- Embed language supports in all content areas



Questions???

Between the dawn of time and 2003, only five exabytes of data were created at Google; however, by 2021, that amount was being created every 40 minutes.

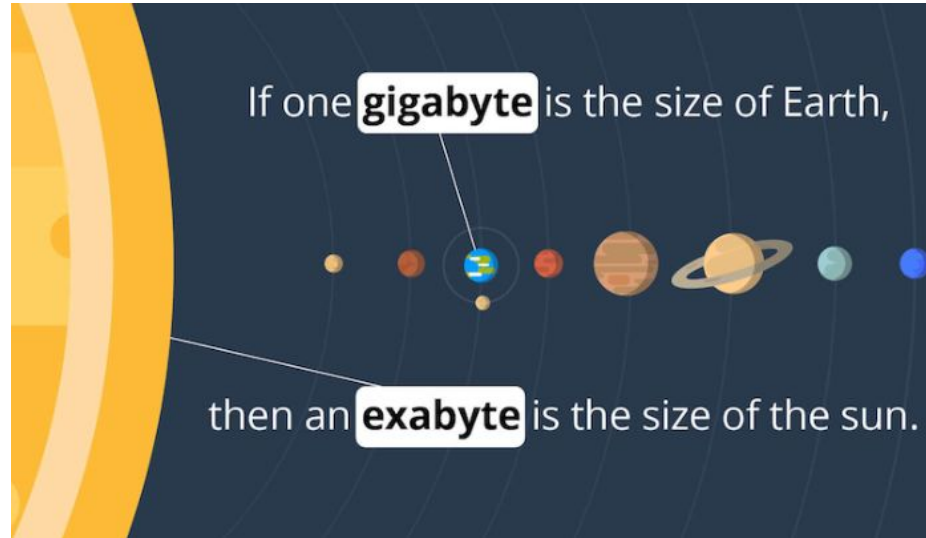


ex·a·byte

/ˈɛksəˌbaɪt/

noun COMPUTING

a unit of information equal to one quintillion (10^{18}) bytes, or one billion gigabytes.



BOARD MEMBERS CALENDAR

Tue Sept 23, 2025

5:00pm – 6:30pm Girls Varsity Softball vs Walla Walla HS

Where: Hermiston High School

Calendar: Board Members

Created by: Rosa Cerda-Diaz

5:00pm – 8:00pm Girls Varsity Swimming vs Richland HS

Where: Richland High School

Calendar: Board Members

Created by: Rosa Cerda-Diaz

6:30pm – 8:00pm Girls Varsity Softball vs Walla Walla HS

Where: Hermiston High School

Calendar: Board Members

Created by: Rosa Cerda-Diaz

7:00pm – 9:00pm Girls Varsity Soccer vs Sageview HS

Where: Hermiston High School

Calendar: Board Members

Created by: Rosa Cerda-Diaz

7:00pm – 9:00pm Girls Varsity Volleyball vs Walla Walla HS

Where: Walla Walla High School

Calendar: Board Members

Created by: Rosa Cerda-Diaz

Thu Sept 25, 2025

3:00pm – 4:30pm Girls Varsity Softball vs Grandview HS

Where: Grandview High School

Calendar: Board Members

Created by: Rosa Cerda-Diaz

3:30pm – 6:30pm Boys/Girls Varsity Cross Country vs Walla Walla HS

Where: Fort Walla Walla Park

Calendar: Board Members

Created by: Rosa Cerda-Diaz

4:30pm – 6:00pm Girls Varsity Softball vs Grandview HS

Where: Grandview High School

Calendar: Board Members

Created by: Rosa Cerda-Diaz

7:00pm – 9:00pm Girls Varsity Soccer vs Pasco HS

Where: Hermiston High School

Calendar: Board Members

Created by: Rosa Cerda-Diaz

Fri Sept 26, 2025

7:00pm – 10:00pm Boys Varsity Football vs Kamiakin HS

Where: Lampson Stadium

Calendar: Board Members

Created by: Rosa Cerda-Diaz

BOARD MEMBERS CALENDAR

Mon Sept 29, 2025

Homecoming Week Sept 29-Oct 4

Where: Hermiston High School
Calendar: Board Members
Created by: Rosa Cerda-Diaz

Tue Sept 30, 2025

Homecoming Week Sept 29-Oct 4

Where: Hermiston High School
Calendar: Board Members
Created by: Rosa Cerda-Diaz

5:00pm – 9:00pm Girls Varsity Swimming vs Hanford HS

Where: Hanford High School
Calendar: Board Members
Created by: Rosa Cerda-Diaz

5:00pm – 8:00pm Girls Varsity Swimming vs Richland HS

Where: Richland High School
Calendar: Board Members
Created by: Rosa Cerda-Diaz

5:00pm – 6:30pm Girls Varsity Softball vs Pasco HS

Where: Hermiston High School
Calendar: Board Members
Created by: Rosa Cerda-Diaz

6:30pm – 8:00pm Girls Varsity Softball vs Pasco HS

Where: Hermiston High School
Calendar: Board Members
Created by: Rosa Cerda-Diaz

7:00pm – 9:00pm Girls Varsity Soccer vs Richland HS

Where: Richland High School
Calendar: Board Members
Created by: Rosa Cerda-Diaz

7:00pm – 9:00pm Girls Varsity Volleyball vs Hanford HS

Where: Hermiston High School
Calendar: Board Members
Created by: Rosa Cerda-Diaz

Wed Oct 1, 2025

Homecoming Week Sept 29-Oct 4

Where: Hermiston High School
Calendar: Board Members
Created by: Rosa Cerda-Diaz

BOARD MEMBERS CALENDAR

Thu Oct 2, 2025

Homecoming Week Sept 29-Oct 4

Where: Hermiston High School
Calendar: Board Members
Created by: Rosa Cerda-Diaz

4:00pm – 5:00pm Girls Varsity Softball vs Chiawana HS

Where: Chiawana High School
Calendar: Board Members
Created by: Rosa Cerda-Diaz

5:30pm – 6:30pm Girls Varsity Softball vs Chiawana HS

Where: Chiawana High School
Calendar: Board Members
Created by: Rosa Cerda-Diaz

7:00pm – 9:00pm Girls Varsity Soccer vs Sageview HS

Where: Sageview High School
Calendar: Board Members
Created by: Rosa Cerda-Diaz

7:00pm – 9:00pm Girls Varsity Volleyball vs Kamiakin HS

Where: Hermiston High School
Calendar: Board Members
Created by: Rosa Cerda-Diaz

Fri Oct 3, 2025

Homecoming Week Sept 29-Oct 4

Where: Hermiston High School
Calendar: Board Members
Created by: Rosa Cerda-Diaz

7:00pm – 10:00pm Boys Varsity Football vs Sageview HS

Where: Hermiston High School
Calendar: Board Members
Created by: Rosa Cerda-Diaz

Sat Oct 4, 2025

Homecoming

Where: Hermiston High School
Calendar: Board Members
Created by: Rosa Cerda-Diaz

3:00pm – 5:00pm Boys Varsity Cross Country @ SMS

Where: Sandstone Middle School
Calendar: Board Members
Created by: Rosa Cerda-Diaz

BOARD MEMBERS CALENDAR

Mon Oct 6, 2025

■ **6:00pm-8:00pm OSBA Fall Regional**
Where: Wildhorse Resort & Casino, Pendleton, OR
Calendar: Board Members
Created by: Rosa Cerda-Diaz

5:00pm – 6:30pm Girls Varsity Softball vs Sageview HS
Where: Hermiston High School
Calendar: Board Members
Created by: Rosa Cerda-Diaz

6:30pm – 8:00pm Girls Varsity Softball vs Sageview HS
Where: Hermiston High School
Calendar: Board Members
Created by: Rosa Cerda-Diaz

Tue Oct 7, 2025

5:00pm – 6:30pm Girls Varsity Softball vs Walla Walla HS
Where: Murr Sports Park
Calendar: Board Members
Created by: Rosa Cerda-Diaz

6:30pm – 8:00pm Girls Varsity Softball vs Walla Walla HS
Where: Murr Sports Park
Calendar: Board Members
Created by: Rosa Cerda-Diaz

7:00pm – 8:30pm Girls Varsity Soccer vs Kennewick HS
Where: Hermiston High School
Calendar: Board Members
Created by: Rosa Cerda-Diaz

7:00pm – 9:00pm Girls Varsity Volleyball vs Kennewick HS
Where: Kennewick High School
Calendar: Board Members
Created by: Rosa Cerda-Diaz

Wed Oct 8, 2025

7:00pm – 9:00pm Girls Varsity Volleyball vs Southridge HS
Where: Hermiston High School
Calendar: Board Members
Created by: Rosa Cerda-Diaz

Thu Oct 9, 2025

■ **11:00am-12:00pm Board Agenda Meeting**
Where: DO
Calendar: Board Members
Created by: Rosa Cerda-Diaz

BOARD MEMBERS CALENDAR

5:00pm – 7:30pm Girls Varsity Swimming @ Walla Walla HS

Where: Whitman College

Calendar: Board Members

Created by: Rosa Cerda-Diaz

7:00pm – 9:00pm Girls Varsity Soccer vs Walla Walla HS

Where: Walla Walla High School

Calendar: Board Members

Created by: Rosa Cerda-Diaz

7:00pm – 10:00pm Boys Varsity Football vs Hanford HS

Where: Hermiston High School

Calendar: Board Members

Created by: Rosa Cerda-Diaz

Mon Oct 13, 2025

6:00am-8:00pm Board Regular Meeting

Where: DO Boardroom

Calendar: Board Members

Created by: Rosa Cerda-Diaz

**BOARD OF EDUCATION
UMATILLA COUNTY SCHOOL DISTRICT #8R, HERMISTON
HERMISTON, OREGON**

September 22, 2025

EXECUTIVE SESSION

The board of education will now meet in executive session pursuant to the following Oregon Revised Statute(s):

	Statutory Citation	Subject	Media Permitted?
	ORS 192.660(2)(a)	To consider the employment of a public officer, employee, staff member or individual agent.	Yes
	ORS 192.660(2)(b)	To consider the dismissal or disciplining of, or to hear complaints or charges brought against, a public officer, employee, staff member or individual agent who does not request an open hearing.	Yes
	ORS 192.660(2)(d)	To conduct deliberations with persons designated by the governing body to carry on labor negotiations.	No
	ORS 192.660(2)(e)	To conduct deliberations with persons designated by the governing body to negotiate real property transactions.	Yes
	ORS 192.660(2)(f)	To consider information or records that are exempt by law from public inspection.	Yes
	ORS 192.660(2)(h)	To consult with counsel concerning the legal rights and duties of a public body with regard to current litigation or litigation likely to be filed.	No
X	ORS 192.660(2)(i)	To review and evaluate the employment-related performance of the chief executive officer of any public body, a public officer, employee, or staff member who does not request an open hearing.	Yes
	ORS 192.660(2)(k)	To consider matters relating to school safety or a plan that responds to safety threats made toward a school.	Yes
	ORS 332.061(1)	To conduct a hearing to expel minor students or to examine confidential medical records	No

The Hermiston School District Board of Education will now meet in executive session pursuant to ORS **(per above)**. Representatives of the news media and designated staff shall be allowed to attend the executive session. All other members of the audience are asked to leave the room. Representatives of the news media are specifically directed not to report on or otherwise disclose any of the deliberations or anything said about these subjects during the executive session, except to state the general subject of the session as previously announced. No decision may be made in executive session, except for a student expulsion. At the end of the executive session, the board will return to open session and welcome the audience back into the room.

Attorney General's Public Records and Meetings Manual, p. K-9.

Board Policy BDC-AR: Executive Sessions – News Media
<http://policy.osba.org/hermiston/AB/BDC%20R%20G1.PDF>