

Regular Meeting
Tuesday, June 11, 2024 6:00 PM

MS/HS Library
109 Charles W St
Petersburg, AK 99833

Agenda

1. **CALL TO ORDER**
2. **DETERMINE QUORUM**
3. **PLEDGE OF ALLEGIANCE**
4. **APPROVAL OF AGENDA**
5. **CORRESPONDENCE**
6. **COMMENTS FROM AUDIENCE UNRELATED TO AGENDA ITEMS**
7. **COMMENTS FROM AUDIENCE RELATED TO AGENDA ITEMS**
8. **COMMENTS FROM BOARD MEMBERS**
9. **CONSENT AGENDA**
 - 9.1. MAY, 2024, Monthly accounting report, bills, payroll, and electronic fund transfers, ASB trial balance and P-Card statements in the amount of \$1,146,746.35.
 - 9.2. MAY, 14, 2024, regular board meeting minutes
 - 9.3. PERSONAL ACTION REPORT
10. **ADMINISTRATIVE REPORTS**
 - 10.1. Superintendent's report
Presenter: Superintendent Kludt-Painter
11. **SCHOOL BOARD COMMITTEE REPORTS**
12. **SPECIAL RECOGNITION**
13. **OLD BUSINESS**
14. **NEW BUSINESS**
 - 14.1. ACTION: Coalition for Education Equity Membership for FY 25
 - 14.2. ACTION: FY 25 Budget
 - 14.3. Informational: Stedman Elementary School Improvement Empowerment Plan
15. **ADDITIONAL COMMENTS FROM BOARD MEMBERS**
16. **UPCOMING DATES AND MEETING ANNOUNCEMENTS**
17. **FUTURE AGENDA ITEMS**
18. **OTHER NEW BUSINESS**
19. **ADJOURNMENT**

Petersburg School District

Revenue Report

Summary Only From Date: 5/1/2024 To Date: 5/31/2024

Fiscal Year: 2023-2024

Account Number / Description	Budget	Range To Date	YTD	Uncollected Balance	% Remaining
Fund: 100 GENERAL FUND					
100.000.000.000.011 CITY DIRECT APPROPRIATIONS	\$3,000,000.00	\$250,000.00	\$2,750,000.00	\$250,000.00	8.33%
100.000.000.000.031 INTEREST	\$10,494.00	\$2,756.04	\$3,733.31	\$6,760.69	64.42%
100.000.000.000.040 OTHER LOCAL REVENUES	\$42,500.00	\$1,750.00	\$41,175.30	\$1,324.70	3.12%
100.000.000.000.043 STUDENT ACTIVITY REVENUE	\$8,000.00	\$2,825.00	\$9,963.90	(\$1,963.90)	-24.55%
100.000.000.000.044 STUDENT CLASS FEES	\$54,500.00	\$650.00	\$42,357.98	\$12,142.02	22.28%
100.000.000.000.045 STUDENT TECH FEE REVENUE	\$0.00	\$262.30	\$281.30	(\$281.30)	0.00%
100.000.000.000.046 LOCAL RENATL REVENUE	\$0.00	\$312.50	\$747.50	(\$747.50)	0.00%
100.000.000.000.047 E-RATE REVENUE	\$93,134.00	\$7,761.20	\$77,612.00	\$15,522.00	16.67%
100.000.000.000.051 FOUNDATION PROGRAM	\$6,507,316.00	\$592,320.00	\$5,938,390.00	\$568,926.00	8.74%
100.000.000.000.056 TRS ON-BEHALF PAYMENTS	\$485,409.00	\$0.00	\$0.00	\$485,409.00	100.00%
100.000.000.000.057 PERS ON-BEHALF PAYMENTS	\$44,645.00	\$0.00	\$0.00	\$44,645.00	100.00%
100.000.000.000.090 OTHER STATE REVENUES	\$23,393.00	\$0.00	\$0.00	\$23,393.00	100.00%
Fund 100 Total:	\$10,269,391.00	\$858,637.04	\$8,864,261.29	\$1,405,129.71	13.68%
Grand Total:	\$10,269,391.00	\$858,637.04	\$8,864,261.29	\$1,405,129.71	13.68%

End of Report

Petersburg School District

Expenditure Budget Balance Report

Summary Only

From Date: 5/1/2024

To Date: 5/31/2024

Fiscal Year: 2023-2024

Budget Balance

Account Number / Description	Budget	Range To Date	YTD	Balance	Encumbrance	% Remaining Bud
Fund: 100 GENERAL FUND						
100.100.100.000.315 CERTIFICATED TEACHER	\$714,051.00	\$65,417.80	\$526,232.72	\$187,818.28	\$158,435.00	\$29,383.28 4.12%
100.100.100.000.329 HS REG INSTRUCTION SUB	\$63,000.00	\$1,900.00	\$61,158.25	\$1,841.75	\$100.00	\$1,741.75 2.76%
100.100.100.000.363 WORKERS COMPENSATION	\$4,022.00	\$339.99	\$2,960.59	\$1,061.41	\$799.80	\$261.61 6.50%
100.100.100.000.364 INSURANCE-HEALTH/LIFE	\$202,000.00	\$14,418.15	\$128,559.62	\$73,440.38	\$42,754.42	\$30,685.96 15.19%
100.100.100.000.365 RETIREMENT CONTRIBUTION-TRS	\$198,877.00	\$7,816.81	\$65,615.57	\$133,261.43	\$19,899.45	\$113,361.98 57.00%
100.100.100.000.367 MEDICARE TAX	\$11,131.00	\$936.78	\$8,119.79	\$3,011.21	\$2,163.22	\$847.99 7.62%
100.100.100.000.368 SOCIAL SECURITY TAX	\$1,200.00	\$18.60	\$238.93	\$961.07	\$0.00	\$961.07 80.09%
100.100.100.000.426 STUDENT TRANSPORTATION	\$800.00	\$300.00	\$300.00	\$500.00	\$800.00	(\$300.00) -37.50%
100.100.100.000.451 GENERAL HS TEACHING SUPPLIES	\$14,002.88	\$7,754.63	\$11,619.93	\$2,382.95	\$1,362.01	\$1,020.94 7.29%
100.100.100.000.474 HS CURRICULUM ADOPTION	\$12,500.00	\$5,237.59	\$9,096.11	\$3,403.89	\$3,263.53	\$140.36 1.12%
100.100.100.000.476 HS COPIER SUPPLIES	\$7,800.00	\$0.00	\$6,271.77	\$1,528.23	\$1,500.00	\$28.23 0.36%
100.100.100.000.479 HS TEACHER OTHER SUPPLIES AND MAT	\$600.00	\$0.00	\$434.13	\$165.87	\$0.00	\$165.87 27.65%
100.100.100.000.491 HS DUES AND FEES	\$6,000.00	\$0.00	\$330.00	\$5,670.00	\$0.00	\$5,670.00 94.50%
100.100.100.001.451 HS ENGLISH SUPPLIES	\$1,000.00	\$0.00	\$192.77	\$807.23	\$28.27	\$778.96 77.90%
100.100.100.002.451 HS MATH SUPPLIES	\$1,000.00	\$26.99	\$713.28	\$286.72	\$0.00	\$286.72 28.67%
100.100.100.003.451 HS SCIENCE SUPPLIES	\$2,500.00	\$197.03	\$2,205.72	\$294.28	(\$66.58)	\$360.86 14.43%
100.100.100.004.451 HS SOCIAL STUDIES SUPPLIES	\$1,000.00	\$292.89	\$292.89	\$707.11	\$0.00	\$707.11 70.71%
100.100.100.007.451	\$500.00	\$0.00	\$83.98	\$416.02	\$0.00	\$416.02

Petersburg School District

Expenditure Budget Balance Report

 Summary Only

From Date: 5/1/2024

To Date: 5/31/2024

Fiscal Year: 2023-2024

Budget Balance

Account Number / Description	Budget	Range To Date	YTD	Balance	Encumbrance	% Remaining Bud
HS PE SUPPLIES						83.20%
100.100.100.008.451	\$1,900.00	\$0.00	\$2,834.54	(\$934.54)	\$0.00	(\$934.54)
HS MUSIC SUPPLIES						-49.19%
100.100.100.009.451	\$1,000.00	\$137.14	\$1,384.27	(\$384.27)	\$0.00	(\$384.27)
HS ART/JEWELRY/PHOTO SUPPLIES						-38.43%
100.100.100.021.451	\$500.00	\$232.31	\$251.11	\$248.89	\$0.00	\$248.89
HS SPANISH SUPPLIES						49.78%
100.100.100.022.451	\$0.00	\$10.95	\$10.95	(\$10.95)	\$0.00	(\$10.95)
DRAMA SUPPLIES						0.00%
100.100.160.000.315	\$88,862.00	\$7,613.50	\$66,521.50	\$22,340.50	\$22,090.50	\$250.00
CERTIFICATED TEACHER						0.28%
100.100.160.000.329	\$1,700.00	\$0.00	\$200.00	\$1,500.00	\$0.00	\$1,500.00
HS CTE SUB						88.24%
100.100.160.000.363	\$455.00	\$38.17	\$334.45	\$120.55	\$110.74	\$9.81
WORKERS COMPENSATION						2.16%
100.100.160.000.364	\$28,548.00	\$2,378.88	\$21,409.92	\$7,138.08	\$7,136.64	\$1.44
INSURANCE-HEALTH/LIFE						0.01%
100.100.160.000.365	\$22,550.00	\$924.86	\$8,323.74	\$14,226.26	\$2,774.56	\$11,451.70
RETIREMENT CONTRIBUTION-TRS						50.78%
100.100.160.000.367	\$1,275.00	\$101.77	\$889.87	\$385.13	\$295.35	\$89.78
MEDICARE TAX						7.04%
100.100.160.000.368	\$60.00	\$0.00	\$0.00	\$60.00	\$0.00	\$60.00
SOCIAL SECURITY TAX						100.00%
100.100.160.006.451	\$500.00	\$198.59	\$198.59	\$301.41	\$50.78	\$250.63
AQUACULTURE SUPPLIES						50.13%
100.100.160.300.451	\$5,300.00	\$1,465.65	\$3,891.46	\$1,408.54	(\$130.59)	\$1,539.13
CULINARY SUPPLIES						29.04%
100.100.160.309.451	\$2,000.00	\$161.36	\$1,928.36	\$71.64	\$0.00	\$71.64
FOOD SCIENCE/CULINARY						3.58%
100.100.160.310.451	\$2,000.00	\$504.95	\$2,108.89	(\$108.89)	\$28.35	(\$137.24)
SHOP SUPPLIES						-6.86%
100.100.200.000.315	\$73,148.00	\$6,348.25	\$57,229.85	\$15,918.15	\$18,669.75	(\$2,751.60)
CERTIFICATED TEACHER						-3.76%
100.100.200.000.323	\$143,000.00	\$18,139.36	\$132,056.25	\$10,943.75	\$2,191.76	\$8,751.99
AIDES						6.12%
100.100.200.000.329	\$12,800.00	\$704.75	\$12,028.05	\$771.95	\$165.75	\$606.20

Petersburg School District

Expenditure Budget Balance Report

 Summary Only

From Date: 5/1/2024

To Date: 5/31/2024

Fiscal Year: 2023-2024

Budget Balance

Account Number / Description	Budget	Range To Date	YTD	Balance	Encumbrance	% Remaining Bud
HS SPED SUB						4.74%
100.100.200.000.363	\$1,124.00	\$131.89	\$1,023.94	\$100.06	\$109.24	(\$9.18)
WORKERS COMPENSATION						-0.82%
100.100.200.000.364	\$88,000.00	\$6,652.25	\$54,463.17	\$33,536.83	\$761.35	\$32,775.48
INSURANCE-HEALTH/LIFE						37.24%
100.100.200.000.365	\$18,476.00	\$813.52	\$7,452.42	\$11,023.58	\$2,440.55	\$8,583.03
RETIREMENT CONTRIBUTION-TRS						46.46%
100.100.200.000.366	\$35,893.00	\$3,715.83	\$25,054.84	\$10,838.16	\$725.12	\$10,113.04
RETIREMENT CONTRIBUTION-PERS						28.18%
100.100.200.000.367	\$3,250.00	\$347.78	\$2,768.04	\$481.96	\$315.93	\$166.03
MEDICARE TAX						5.11%
100.100.200.000.368	\$500.00	\$22.92	\$1,346.00	(\$846.00)	\$3.69	(\$849.69)
SOCIAL SECURITY TAX						-169.94%
100.100.200.000.451	\$500.00	\$0.00	\$500.00	\$0.00	\$0.00	\$0.00
HS SPED SUPPLIES						0.00%
100.100.300.000.315	\$68,187.00	\$8,482.56	\$68,891.64	(\$704.64)	\$0.00	(\$704.64)
CERTIFICATED TEACHER						-1.03%
100.100.300.000.329	\$3,170.00	\$400.00	\$3,500.00	(\$330.00)	\$0.00	(\$330.00)
SUBSTITUTES/TEMPORARIES						-10.41%
100.100.300.000.363	\$473.00	\$44.53	\$362.95	\$110.05	\$0.00	\$110.05
WORKERS COMPENSATION						23.27%
100.100.300.000.364	\$48,162.00	\$3,171.84	\$28,462.13	\$19,699.87	\$0.00	\$19,699.87
INSURANCE-HEALTH/LIFE						40.90%
100.100.300.000.365	\$17,266.00	\$1,065.41	\$8,652.76	\$8,613.24	\$0.00	\$8,613.24
RETIREMENT CONTRIBUTION-TRS						49.89%
100.100.300.000.366	\$6,275.00	\$0.00	\$0.00	\$6,275.00	\$0.00	\$6,275.00
RETIREMENT CONTRIBUTION-PERS						100.00%
100.100.300.000.367	\$1,358.00	\$117.30	\$946.50	\$411.50	\$0.00	\$411.50
MEDICARE TAX						30.30%
100.100.300.000.368	\$62.00	\$0.00	\$0.00	\$62.00	\$0.00	\$62.00
SOCIAL SECURITY TAX						100.00%
100.100.300.000.451	\$5,000.00	\$4,227.20	\$4,905.26	\$94.74	\$618.16	(\$523.42)
SECONDARY COUNSELOR SUPPLIES						-10.47%
100.100.350.000.315	\$77,460.00	\$6,413.34	\$58,417.20	\$19,042.80	\$19,240.00	(\$197.20)
CERTIFICATED TEACHER						-0.25%
100.100.350.000.329	\$850.00	\$650.00	\$1,175.00	(\$325.00)	\$0.00	(\$325.00)

Petersburg School District

Expenditure Budget Balance Report

 Summary Only

From Date: 5/1/2024

To Date: 5/31/2024

Fiscal Year: 2023-2024

Budget Balance

Account Number / Description	Budget	Range To Date	YTD	Balance	Encumbrance	% Remaining Bud
SUBSTITUTES/TEMPORARIES						-38.24%
100.100.350.000.363	\$392.00	\$35.42	\$298.74	\$93.26	\$96.45	(\$3.19)
WORKERS COMPENSATION						-0.81%
100.100.350.000.364	\$9,366.00	\$750.80	\$6,983.71	\$2,382.29	\$2,252.40	\$129.89
INSURANCE-HEALTH/LIFE						1.39%
100.100.350.000.365	\$19,768.00	\$805.51	\$7,337.31	\$12,430.69	\$2,416.55	\$10,014.14
RETIREMENT CONTRIBUTION-TRS						50.66%
100.100.350.000.367	\$1,134.00	\$99.69	\$838.75	\$295.25	\$270.82	\$24.43
MEDICARE TAX						2.15%
100.100.350.000.368	\$47.00	\$0.00	\$32.55	\$14.45	\$0.00	\$14.45
SOCIAL SECURITY TAX						30.74%
100.100.350.000.451	\$400.00	\$206.25	\$206.25	\$193.75	\$0.00	\$193.75
TEACHING SUPPLIES						48.44%
100.100.350.000.472	\$2,300.00	\$343.96	\$2,438.25	(\$138.25)	\$0.00	(\$138.25)
SECONDARY LIBRARY BOOKS						-6.01%
100.100.350.000.473	\$800.00	\$0.00	\$560.85	\$239.15	\$0.00	\$239.15
SECONDARY PERIODICALS						29.89%
100.100.350.000.479	\$1,500.00	\$0.00	\$1,128.63	\$371.37	\$0.00	\$371.37
SECONDARY SUPPLIES AND MATERIALS						24.76%
100.100.400.000.421	\$900.00	\$0.00	\$782.62	\$117.38	\$0.00	\$117.38
SECONDARY PRINCIPAL TRANSPORTATION						13.04%
100.100.400.000.479	\$3,000.00	\$59.60	\$2,946.56	\$53.44	\$143.01	(\$89.57)
SECONDARY PRINCIPAL SUPPLIES AND MATERIALS						-2.99%
100.100.400.000.491	\$650.00	\$0.00	\$625.00	\$25.00	\$0.00	\$25.00
PRINCIPAL DUES AND FEES						3.85%
100.100.450.000.324	\$66,000.00	\$9,326.46	\$71,671.63	(\$5,671.63)	\$938.25	(\$6,609.88)
SUPPORT STAFF						-10.01%
100.100.450.000.329	\$1,200.00	\$380.00	\$1,878.75	(\$678.75)	\$0.00	(\$678.75)
SUBSTITUTES/TEMPORARIES						-56.56%
100.100.450.000.363	\$334.00	\$50.25	\$383.36	(\$49.36)	\$0.00	(\$49.36)
WORKERS COMPENSATION						-14.78%
100.100.450.000.364	\$12,288.00	\$1,322.55	\$12,033.85	\$254.15	\$0.00	\$254.15
INSURANCE-HEALTH/LIFE						2.07%
100.100.450.000.366	\$16,566.00	\$1,886.68	\$15,507.16	\$1,058.84	\$0.00	\$1,058.84
RETIREMENT CONTRIBUTION-PERS						6.39%
100.100.450.000.367	\$960.00	\$141.70	\$1,077.25	(\$117.25)	\$0.00	(\$117.25)

Petersburg School District

Expenditure Budget Balance Report

Summary Only

From Date: 5/1/2024

To Date: 5/31/2024

Fiscal Year: 2023-2024

Budget Balance

Account Number / Description	Budget	Range To Date	YTD	Balance	Encumbrance	% Remaining Bud
MEDICARE TAX						-12.21%
100.100.450.000.368	\$37.00	\$0.00	\$0.00	\$37.00	\$0.00	\$37.00
SOCIAL SECURITY TAX						100.00%
100.100.450.000.433	\$1,500.00	\$171.11	\$1,711.01	(\$211.01)	\$112.31	(\$323.32)
SECONDARY COMMUNICATIONS						-21.55%
100.100.450.000.434	\$400.00	\$0.00	\$151.28	\$248.72	\$148.72	\$100.00
SECONDARY POSTAGE						25.00%
100.100.450.000.454	\$600.00	\$704.02	\$1,067.69	(\$467.69)	\$0.00	(\$467.69)
SECONDARY OFFICE SUPPLIES						-77.95%
100.100.700.000.316	\$5,684.00	\$519.42	\$4,516.00	\$1,168.00	\$1,320.00	(\$152.00)
CERTIFICATED EXTRA DUTY PAY						-2.67%
100.100.700.000.322	\$1,038.00	\$125.00	\$1,125.00	(\$87.00)	\$375.00	(\$462.00)
NON-CERT SPECIALIST/EXTRA DUTY						-44.51%
100.100.700.000.329	\$2,340.00	\$0.00	\$0.00	\$2,340.00	\$0.00	\$2,340.00
SUBSTITUTES/TEMPORARIES						100.00%
100.100.700.000.363	\$63.00	\$3.23	\$28.25	\$34.75	\$6.61	\$28.14
WORKERS COMPENSATION						44.67%
100.100.700.000.364	\$0.00	\$302.84	\$5,216.00	(\$5,216.00)	\$818.28	(\$6,034.28)
INSURANCE-HEALTH/LIFE						0.00%
100.100.700.000.365	\$13,407.00	\$65.23	\$561.11	\$12,845.89	\$165.79	\$12,680.10
RETIREMENT CONTRIBUTION-TRS						94.58%
100.100.700.000.366	\$260.00	\$27.51	\$247.50	\$12.50	\$0.00	\$12.50
RETIREMENT CONTRIBUTION-PERS						4.81%
100.100.700.000.367	\$181.00	\$8.84	\$77.34	\$103.66	\$18.30	\$85.36
MEDICARE TAX						47.16%
100.100.700.000.368	\$900.00	\$0.00	\$0.00	\$900.00	\$0.00	\$900.00
SOCIAL SECURITY TAX						100.00%
100.100.700.000.421	\$6,700.00	\$344.19	\$8,615.94	(\$1,915.94)	\$1,624.00	(\$3,539.94)
STAFF TRANSPORTATION						-52.83%
100.100.700.000.426	\$12,877.00	\$0.00	\$100.00	\$12,777.00	\$0.00	\$12,777.00
STUDENT TRANSPORTATION						99.22%
100.100.700.000.433	\$3,000.00	\$97.05	\$970.50	\$2,029.50	\$0.00	\$2,029.50
COMMUNICATIONS						67.65%
100.100.700.000.479	\$4,000.00	\$0.00	\$3,663.86	\$336.14	\$77.94	\$258.20
OTHER SUPPLIES AND MATERIALS						6.46%
100.100.700.000.491	\$6,840.00	\$0.00	\$3,166.12	\$3,673.88	\$0.00	\$3,673.88

Petersburg School District

Expenditure Budget Balance Report

Summary Only

From Date: 5/1/2024

To Date: 5/31/2024

Fiscal Year: 2023-2024

Budget Balance

Account Number / Description	Budget	Range To Date	YTD	Balance	Encumbrance	% Remaining Bud
DUES AND FEES						53.71%
100.100.700.110.316	\$3,545.00	\$0.00	\$3,962.00	(\$417.00)	\$0.00	(\$417.00)
CERTIFICATED EXTRA DUTY PAY						-11.76%
100.100.700.110.322	\$0.00	\$0.00	\$1,584.80	(\$1,584.80)	\$0.00	(\$1,584.80)
NON-CERT SPECIALIST/EXTRA DUTY						0.00%
100.100.700.110.329	\$500.00	\$0.00	\$568.75	(\$68.75)	\$0.00	(\$68.75)
CROSS COUNTRY SUB						-13.75%
100.100.700.110.363	\$20.00	\$0.00	\$30.66	(\$10.66)	\$0.00	(\$10.66)
WORKERS COMPENSATION						-53.30%
100.100.700.110.365	\$0.00	\$0.00	\$497.61	(\$497.61)	\$0.00	(\$497.61)
RETIREMENT CONTRIBUTION-TRS						0.00%
100.100.700.110.367	\$59.00	\$0.00	\$85.37	(\$26.37)	\$0.00	(\$26.37)
MEDICARE TAX						-44.69%
100.100.700.110.368	\$31.00	\$0.00	\$109.50	(\$78.50)	\$0.00	(\$78.50)
SOCIAL SECURITY TAX						-253.23%
100.100.700.110.426	\$25,010.00	\$0.00	\$20,343.18	\$4,666.82	\$0.00	\$4,666.82
XCOUNTRY TRANSPORTATION						18.66%
100.100.700.110.479	\$150.00	\$0.00	\$127.50	\$22.50	\$0.00	\$22.50
XCOUNTRY SUPPLIES AND MATERIALS						15.00%
100.100.700.120.322	\$7,298.00	\$0.00	\$7,298.00	\$0.00	\$0.00	\$0.00
NON-CERT SPECIALIST/EXTRA DUTY						0.00%
100.100.700.120.329	\$0.00	\$0.00	\$191.25	(\$191.25)	\$0.00	(\$191.25)
SUBSTITUTES/TEMPORARIES						0.00%
100.100.700.120.363	\$37.00	\$0.00	\$37.51	(\$0.51)	\$0.00	(\$0.51)
WORKERS COMPENSATION						-1.38%
100.100.700.120.366	\$0.00	\$0.00	\$568.76	(\$568.76)	\$0.00	(\$568.76)
RETIREMENT CONTRIBUTION-PERS						0.00%
100.100.700.120.367	\$106.00	\$0.00	\$108.62	(\$2.62)	\$0.00	(\$2.62)
MEDICARE TAX						-2.47%
100.100.700.120.368	\$452.00	\$0.00	\$335.06	\$116.94	\$0.00	\$116.94
SOCIAL SECURITY TAX						25.87%
100.100.700.120.426	\$12,700.00	\$0.00	\$11,693.06	\$1,006.94	\$0.00	\$1,006.94
SWIM TRANSPORTATION						7.93%
100.100.700.120.479	\$2,100.00	\$0.00	\$2,095.13	\$4.87	\$0.00	\$4.87
SWIM SUPPLIES AND MATERIALS						0.23%
100.100.700.130.316	\$6,045.00	\$0.00	\$3,650.00	\$2,395.00	\$0.00	\$2,395.00

Petersburg School District

Expenditure Budget Balance Report

Summary Only

From Date: 5/1/2024

To Date: 5/31/2024

Fiscal Year: 2023-2024

Budget Balance

Account Number / Description	Budget	Range To Date	YTD	Balance	Encumbrance	% Remaining Bud
CERTIFICATED EXTRA DUTY PAY						39.62%
100.100.700.130.322	\$2,419.00	\$0.00	\$4,814.00	(\$2,395.00)	\$0.00	(\$2,395.00)
NON-CERT SPECIALIST/EXTRA DUTY						-99.01%
100.100.700.130.329	\$4,600.00	\$0.00	\$6,075.00	(\$1,475.00)	\$0.00	(\$1,475.00)
SUBSTITUTES/TEMPORARIES						-32.07%
100.100.700.130.363	\$63.00	\$0.00	\$72.90	(\$9.90)	\$0.00	(\$9.90)
WORKERS COMPENSATION						-15.71%
100.100.700.130.365	\$0.00	\$0.00	\$586.54	(\$586.54)	\$0.00	(\$586.54)
RETIREMENT CONTRIBUTION-TRS						0.00%
100.100.700.130.366	\$0.00	\$0.00	\$15.39	(\$15.39)	\$0.00	(\$15.39)
RETIREMENT CONTRIBUTION-PERS						0.00%
100.100.700.130.367	\$180.00	\$0.00	\$208.85	(\$28.85)	\$0.00	(\$28.85)
MEDICARE TAX						-16.03%
100.100.700.130.368	\$248.00	\$0.00	\$565.99	(\$317.99)	\$0.00	(\$317.99)
SOCIAL SECURITY TAX						-128.22%
100.100.700.130.426	\$22,000.00	\$0.00	\$20,698.78	\$1,301.22	\$7,022.24	(\$5,721.02)
GIRLS BB TRANSPORTATION						-26.00%
100.100.700.130.479	\$0.00	\$0.00	\$539.71	(\$539.71)	\$0.00	(\$539.71)
GIRLS BB SUPPLIES AND MATERIALS						0.00%
100.100.700.140.316	\$4,795.00	\$0.00	\$6,713.00	(\$1,918.00)	\$0.00	(\$1,918.00)
CERTIFICATED EXTRA DUTY PAY						-40.00%
100.100.700.140.322	\$1,901.00	\$0.00	\$0.00	\$1,901.00	\$0.00	\$1,901.00
NON-CERT SPECIALIST/EXTRA DUTY						100.00%
100.100.700.140.329	\$2,100.00	\$0.00	\$875.00	\$1,225.00	\$0.00	\$1,225.00
SUBSTITUTES/TEMPORARIES						58.33%
100.100.700.140.363	\$35.00	\$0.00	\$38.04	(\$3.04)	\$0.00	(\$3.04)
WORKERS COMPENSATION						-8.69%
100.100.700.140.365	\$0.00	\$0.00	\$843.13	(\$843.13)	\$0.00	(\$843.13)
RETIREMENT CONTRIBUTION-TRS						0.00%
100.100.700.140.367	\$102.00	\$0.00	\$104.31	(\$2.31)	\$0.00	(\$2.31)
MEDICARE TAX						-2.26%
100.100.700.140.368	\$0.00	\$0.00	\$7.75	(\$7.75)	\$0.00	(\$7.75)
SOCIAL SECURITY TAX						0.00%
100.100.700.140.426	\$24,313.00	\$0.00	\$19,221.05	\$5,091.95	\$0.00	\$5,091.95
VB TRANSPORTATION						20.94%
100.100.700.140.479	\$2,300.00	\$0.00	\$1,707.24	\$592.76	\$69.46	\$523.30

Petersburg School District

Expenditure Budget Balance Report

 Summary Only

From Date: 5/1/2024

To Date: 5/31/2024

Fiscal Year: 2023-2024

Budget Balance

Account Number / Description	Budget	Range To Date	YTD	Balance	Encumbrance	% Remaining Bud
VB SUPPLIES AND MATERIALS						22.75%
100.100.700.140.491	\$160.00	\$0.00	\$160.00	\$0.00	\$0.00	\$0.00
VB DUES AND FEES						0.00%
100.100.700.150.316	\$834.00	\$69.50	\$625.50	\$208.50	\$208.50	\$0.00
CERTIFICATED EXTRA DUTY PAY						0.00%
100.100.700.150.363	\$5.00	\$0.35	\$3.15	\$1.85	\$1.05	\$0.80
WORKERS COMPENSATION						16.00%
100.100.700.150.365	\$0.00	\$8.72	\$78.62	(\$78.62)	\$26.20	(\$104.82)
RETIREMENT CONTRIBUTION-TRS						0.00%
100.100.700.150.367	\$12.00	\$0.95	\$8.31	\$3.69	\$2.76	\$0.93
MEDICARE TAX						7.75%
100.100.700.160.322	\$6,113.00	\$0.00	\$8,464.00	(\$2,351.00)	\$0.00	(\$2,351.00)
NON-CERT SPECIALIST/EXTRA DUTY						-38.46%
100.100.700.160.363	\$30.00	\$0.00	\$42.44	(\$12.44)	\$0.00	(\$12.44)
WORKERS COMPENSATION						-41.47%
100.100.700.160.367	\$89.00	\$0.00	\$122.71	(\$33.71)	\$0.00	(\$33.71)
MEDICARE TAX						-37.88%
100.100.700.160.368	\$379.00	\$0.00	\$524.77	(\$145.77)	\$0.00	(\$145.77)
SOCIAL SECURITY TAX						-38.46%
100.100.700.160.426	\$6,000.00	\$0.00	\$7,728.13	(\$1,728.13)	\$0.00	(\$1,728.13)
CHEERLEADING TRANSPORTATION						-28.80%
100.100.700.160.479	\$2,000.00	\$0.00	\$0.00	\$2,000.00	\$0.00	\$2,000.00
CHEER SUPPLIES & MATERIALS						100.00%
100.100.700.170.316	\$0.00	\$0.00	\$0.00	\$0.00	\$5,212.00	(\$5,212.00)
CERTIFICATED EXTRA DUTY PAY						0.00%
100.100.700.170.322	\$6,500.00	\$1,125.80	\$2,084.80	\$4,415.20	\$0.00	\$4,415.20
NON-CERT SPECIALIST/EXTRA DUTY						67.93%
100.100.700.170.329	\$0.00	\$2,175.00	\$2,175.00	(\$2,175.00)	\$0.00	(\$2,175.00)
SUBSTITUTES/TEMPORARIES						0.00%
100.100.700.170.363	\$33.00	\$16.54	\$21.35	\$11.65	\$26.13	(\$14.48)
WORKERS COMPENSATION						-43.88%
100.100.700.170.365	\$0.00	\$0.00	\$0.00	\$0.00	\$654.62	(\$654.62)
RETIREMENT CONTRIBUTION-TRS						0.00%
100.100.700.170.367	\$94.00	\$47.86	\$61.77	\$32.23	\$71.06	(\$38.83)
MEDICARE TAX						-41.31%
100.100.700.170.368	\$0.00	\$69.80	\$129.26	(\$129.26)	\$0.00	(\$129.26)

Petersburg School District

Expenditure Budget Balance Report

 Summary Only

From Date: 5/1/2024

To Date: 5/31/2024

Fiscal Year: 2023-2024

Budget Balance

Account Number / Description	Budget	Range To Date	YTD	Balance	Encumbrance	% Remaining Bud
SOCIAL SECURITY TAX						0.00%
100.100.700.170.426	\$20,000.00	\$11,919.13	\$12,243.13	\$7,756.87	\$10,438.95	(\$2,682.08)
TRACK TRANSPORTATION						-13.41%
100.100.700.170.479	\$0.00	\$0.00	\$135.00	(\$135.00)	\$0.00	(\$135.00)
TRACK SUPPLIES AND MATERIALS						0.00%
100.100.700.180.316	\$834.00	\$417.00	\$834.00	\$0.00	\$0.00	\$0.00
CERTIFICATED EXTRA DUTY PAY						0.00%
100.100.700.180.363	\$5.00	\$2.09	\$4.17	\$0.83	\$0.00	\$0.83
WORKERS COMPENSATION						16.60%
100.100.700.180.365	\$0.00	\$52.38	\$104.76	(\$104.76)	\$0.00	(\$104.76)
RETIREMENT CONTRIBUTION-TRS						0.00%
100.100.700.180.367	\$12.00	\$5.59	\$11.11	\$0.89	\$0.00	\$0.89
MEDICARE TAX						7.42%
100.100.700.190.316	\$3,753.00	\$312.75	\$2,814.75	\$938.25	\$938.25	\$0.00
CERTIFICATED EXTRA DUTY PAY						0.00%
100.100.700.190.329	\$0.00	\$0.00	\$1,062.50	(\$1,062.50)	\$0.00	(\$1,062.50)
SUBSTITUTES/TEMPORARIES						0.00%
100.100.700.190.363	\$0.00	\$1.57	\$19.46	(\$19.46)	\$4.70	(\$24.16)
WORKERS COMPENSATION						0.00%
100.100.700.190.365	\$0.00	\$39.27	\$353.48	(\$353.48)	\$117.85	(\$471.33)
RETIREMENT CONTRIBUTION-TRS						0.00%
100.100.700.190.367	\$0.00	\$4.16	\$52.77	(\$52.77)	\$12.45	(\$65.22)
MEDICARE TAX						0.00%
100.100.700.190.368	\$0.00	\$0.00	\$19.38	(\$19.38)	\$0.00	(\$19.38)
SOCIAL SECURITY TAX						0.00%
100.100.700.190.421	\$1,800.00	\$0.00	\$1,445.72	\$354.28	\$0.00	\$354.28
MUSIC STAFF TRANSPORTATION						19.68%
100.100.700.190.426	\$3,300.00	\$0.00	\$5,907.80	(\$2,607.80)	\$0.00	(\$2,607.80)
MUSIC TRANSPORTATION						-79.02%
100.100.700.190.479	\$300.00	\$0.00	\$292.99	\$7.01	\$0.00	\$7.01
MUSIC OTHER SUPPLIES						2.34%
100.100.700.195.316	\$1,529.00	\$127.41	\$1,146.75	\$382.25	\$382.25	\$0.00
CERTIFICATED EXTRA DUTY PAY						0.00%
100.100.700.195.363	\$8.00	\$0.64	\$5.76	\$2.24	\$1.92	\$0.32
WORKERS COMPENSATION						4.00%
100.100.700.195.365	\$0.00	\$15.99	\$143.99	(\$143.99)	\$48.01	(\$192.00)

Petersburg School District

Expenditure Budget Balance Report

Summary Only

From Date: 5/1/2024

To Date: 5/31/2024

Fiscal Year: 2023-2024

Budget Balance

Account Number / Description	Budget	Range To Date	YTD	Balance	Encumbrance	% Remaining Bud
RETIREMENT CONTRIBUTION-TRS						0.00%
100.100.700.195.367	\$22.00	\$1.69	\$15.11	\$6.89	\$5.03	\$1.86
MEDICARE TAX						8.45%
100.100.700.200.316	\$1,529.00	\$0.00	\$1,529.00	\$0.00	\$0.00	\$0.00
CERTIFICATED EXTRA DUTY PAY						0.00%
100.100.700.200.363	\$8.00	\$0.00	\$7.68	\$0.32	\$0.00	\$0.32
WORKERS COMPENSATION						4.00%
100.100.700.200.365	\$0.00	\$0.00	\$195.64	(\$195.64)	\$0.00	(\$195.64)
RETIREMENT CONTRIBUTION-TRS						0.00%
100.100.700.200.367	\$22.00	\$0.00	\$22.16	(\$0.16)	\$0.00	(\$0.16)
MEDICARE TAX						-0.73%
100.100.700.205.316	\$2,294.00	\$0.00	\$0.00	\$2,294.00	\$0.00	\$2,294.00
CERTIFICATED EXTRA DUTY PAY						100.00%
100.100.700.205.363	\$11.00	\$0.00	\$0.00	\$11.00	\$0.00	\$11.00
WORKERS COMPENSATION						100.00%
100.100.700.205.367	\$33.00	\$0.00	\$0.00	\$33.00	\$0.00	\$33.00
MEDICARE TAX						100.00%
100.100.700.210.322	\$6,130.00	\$0.00	\$4,379.00	\$1,751.00	\$0.00	\$1,751.00
NON-CERT SPECIALIST/EXTRA DUTY						28.56%
100.100.700.210.329	\$0.00	\$0.00	\$125.00	(\$125.00)	\$0.00	(\$125.00)
SUBSTITUTES/TEMPORARIES						0.00%
100.100.700.210.363	\$31.00	\$0.00	\$22.59	\$8.41	\$0.00	\$8.41
WORKERS COMPENSATION						27.13%
100.100.700.210.367	\$89.00	\$0.00	\$65.32	\$23.68	\$0.00	\$23.68
MEDICARE TAX						26.61%
100.100.700.210.368	\$380.00	\$0.00	\$279.25	\$100.75	\$0.00	\$100.75
SOCIAL SECURITY TAX						26.51%
100.100.700.210.426	\$21,000.00	\$0.00	\$17,208.74	\$3,791.26	\$0.00	\$3,791.26
WRESTLING TRANSPORTATION						18.05%
100.100.700.210.479	\$0.00	\$0.00	\$1,485.31	(\$1,485.31)	\$0.00	(\$1,485.31)
WRESTLING SUPPLIES AND MATERIALS						0.00%
100.100.700.220.316	\$8,464.00	\$0.00	\$9,048.00	(\$584.00)	\$0.00	(\$584.00)
CERTIFICATED EXTRA DUTY PAY						-6.90%
100.100.700.220.329	\$6,500.00	\$200.00	\$7,903.50	(\$1,403.50)	\$0.00	(\$1,403.50)
SUBSTITUTES/TEMPORARIES						-21.59%
100.100.700.220.363	\$64.00	\$1.00	\$84.97	(\$20.97)	\$0.00	(\$20.97)

Petersburg School District

Expenditure Budget Balance Report

Summary Only

From Date: 5/1/2024

To Date: 5/31/2024

Fiscal Year: 2023-2024

Budget Balance

Account Number / Description	Budget	Range To Date	YTD	Balance	Encumbrance	% Remaining Bud
WORKERS COMPENSATION						-32.77%
100.100.700.220.365	\$0.00	\$0.00	\$1,264.51	(\$1,264.51)	\$0.00	(\$1,264.51)
RETIREMENT CONTRIBUTION-TRS						0.00%
100.100.700.220.366	\$0.00	\$0.00	\$15.40	(\$15.40)	\$0.00	(\$15.40)
RETIREMENT CONTRIBUTION-PERS						0.00%
100.100.700.220.367	\$188.00	\$2.90	\$235.16	(\$47.16)	\$0.00	(\$47.16)
MEDICARE TAX						-25.09%
100.100.700.220.368	\$279.00	\$0.00	\$295.43	(\$16.43)	\$0.00	(\$16.43)
SOCIAL SECURITY TAX						-5.89%
100.100.700.220.426	\$22,000.00	\$11.20	\$24,448.66	(\$2,448.66)	\$7,748.03	(\$10,196.69)
BOYS BB TRANSPORTATION						-46.35%
100.100.700.220.479	\$0.00	\$0.00	\$948.84	(\$948.84)	\$0.00	(\$948.84)
BOYS BB SUPPLIES AND MATERIALS						0.00%
100.100.700.230.316	\$834.00	\$278.00	\$834.00	\$0.00	\$0.00	\$0.00
CERTIFICATED EXTRA DUTY PAY						0.00%
100.100.700.230.363	\$4.00	\$1.39	\$4.17	(\$0.17)	\$0.00	(\$0.17)
WORKERS COMPENSATION						-4.25%
100.100.700.230.365	\$0.00	\$34.92	\$104.75	(\$104.75)	\$0.00	(\$104.75)
RETIREMENT CONTRIBUTION-TRS						0.00%
100.100.700.230.367	\$12.00	\$4.03	\$12.09	(\$0.09)	\$0.00	(\$0.09)
MEDICARE TAX						-0.75%
100.100.700.240.316	\$7,298.00	\$3,363.96	\$7,881.80	(\$583.80)	\$0.00	(\$583.80)
CERTIFICATED EXTRA DUTY PAY						-8.00%
100.100.700.240.322	\$2,085.00	\$0.00	\$0.00	\$2,085.00	\$0.00	\$2,085.00
NON-CERT SPECIALIST/EXTRA DUTY						100.00%
100.100.700.240.329	\$1,200.00	\$1,450.00	\$2,500.00	(\$1,300.00)	\$0.00	(\$1,300.00)
SUBSTITUTES/TEMPORARIES						-108.33%
100.100.700.240.363	\$64.00	\$24.14	\$52.05	\$11.95	\$0.00	\$11.95
WORKERS COMPENSATION						18.67%
100.100.700.240.365	\$0.00	\$422.52	\$989.95	(\$989.95)	\$0.00	(\$989.95)
RETIREMENT CONTRIBUTION-TRS						0.00%
100.100.700.240.367	\$151.00	\$68.19	\$146.23	\$4.77	\$0.00	\$4.77
MEDICARE TAX						3.16%
100.100.700.240.368	\$191.00	\$34.10	\$43.40	\$147.60	\$0.00	\$147.60
SOCIAL SECURITY TAX						77.28%
100.100.700.240.426	\$20,000.00	\$10,864.58	\$12,878.70	\$7,121.30	\$4,871.21	\$2,250.09

Petersburg School District

Expenditure Budget Balance Report

 Summary Only

From Date: 5/1/2024

To Date: 5/31/2024

Fiscal Year: 2023-2024

Budget Balance

Account Number / Description	Budget	Range To Date	YTD	Balance	Encumbrance	% Remaining Bud
BASEBALL TRANSPORTATION						11.25%
100.100.700.240.479	\$3,000.00	\$83.24	\$3,338.94	(\$338.94)	\$0.00	(\$338.94)
BASEBALL SUPPLIES AND MATERIALS						-11.30%
100.200.100.000.314	\$29,000.00	\$3,608.97	\$25,230.08	\$3,769.92	\$3,608.97	\$160.95
CERT DIRECTOR/COORD/MANAGER						0.56%
100.200.100.000.315	\$383,581.00	\$34,371.34	\$286,342.00	\$97,239.00	\$94,489.00	\$2,750.00
CERTIFICATED TEACHER						0.72%
100.200.100.000.329	\$9,700.00	\$1,000.00	\$7,087.50	\$2,612.50	\$0.00	\$2,612.50
SUBSTITUTES/TEMPORARIES						26.93%
100.200.100.000.363	\$2,112.00	\$199.16	\$1,627.54	\$484.46	\$491.76	(\$7.30)
WORKERS COMPENSATION						-0.35%
100.200.100.000.364	\$141,035.00	\$11,592.22	\$103,686.30	\$37,348.70	\$31,812.99	\$5,535.71
INSURANCE-HEALTH/LIFE						3.93%
100.200.100.000.365	\$104,526.00	\$4,404.01	\$38,624.77	\$65,901.23	\$12,315.88	\$53,585.35
RETIREMENT CONTRIBUTION-TRS						51.27%
100.200.100.000.366	\$0.00	\$82.51	\$660.05	(\$660.05)	\$0.00	(\$660.05)
RETIREMENT CONTRIBUTION-PERS						0.00%
100.200.100.000.367	\$6,033.00	\$537.58	\$4,365.09	\$1,667.91	\$1,307.06	\$360.85
MEDICARE TAX						5.98%
100.200.100.000.368	\$500.00	\$0.00	\$113.94	\$386.06	\$0.00	\$386.06
SOCIAL SECURITY TAX						77.21%
100.200.100.000.418	\$12,000.00	\$0.00	\$9,918.75	\$2,081.25	\$0.00	\$2,081.25
MS OTHER PROFESSIONAL SVCS						17.34%
100.200.100.000.451	\$3,700.00	\$0.00	\$2,822.50	\$877.50	\$31.38	\$846.12
MS GENERAL TEACHING SUPPLIES						22.87%
100.200.100.000.476	\$5,800.00	\$0.00	\$4,224.92	\$1,575.08	\$1,500.00	\$75.08
MS COPIER SUPPLIES						1.29%
100.200.100.000.479	\$300.00	\$0.00	\$0.00	\$300.00	\$0.00	\$300.00
MS TEACHER OTHER SUPPLIES AND MATERIALS						100.00%
100.200.100.001.451	\$500.00	\$1,421.91	\$1,563.87	(\$1,063.87)	(\$356.71)	(\$707.16)
MS ENGLISH SUPPLIES						-141.43%
100.200.100.002.451	\$1,000.00	\$101.77	\$101.77	\$898.23	\$0.00	\$898.23
MS MATH SUPPLIES						89.82%
100.200.100.003.451	\$1,700.00	\$417.96	\$975.29	\$724.71	\$1,079.50	(\$354.79)
MS SCIENCE SUPPLIES						-20.87%
100.200.100.004.451	\$500.00	\$0.00	\$93.91	\$406.09	\$0.00	\$406.09

Petersburg School District

Expenditure Budget Balance Report

Summary Only

From Date: 5/1/2024

To Date: 5/31/2024

Fiscal Year: 2023-2024

Budget Balance

Account Number / Description	Budget	Range To Date	YTD	Balance	Encumbrance	% Remaining Bud
MS SOCIAL STUDIES SUPPLIES						81.22%
100.200.100.008.451	\$500.00	\$0.00	\$465.56	\$34.44	\$0.00	\$34.44
MS MUSIC SUPPLIES						6.89%
100.200.100.009.451	\$500.00	\$0.00	\$408.64	\$91.36	\$16.04	\$75.32
MS ART/JEWELRY/PHOTO SUPPLIES						15.06%
100.200.100.016.451	\$500.00	\$0.00	\$561.66	(\$61.66)	\$0.00	(\$61.66)
6TH TEACHING SUPPLIES						-12.33%
100.200.100.019.451	\$500.00	\$0.00	\$50.00	\$450.00	\$0.00	\$450.00
MS ROBOTICS						90.00%
100.200.200.000.315	\$47,179.00	\$8,096.80	\$45,928.80	\$1,250.20	\$0.00	\$1,250.20
CERTIFICATED TEACHER						2.65%
100.200.200.000.323	\$78,200.00	\$7,402.85	\$55,245.19	\$22,954.81	\$1,137.71	\$21,817.10
AIDES						27.90%
100.200.200.000.329	\$28,400.00	\$740.00	\$27,864.25	\$535.75	\$123.25	\$412.50
SUBSTITUTES/TEMPORARIES						1.45%
100.200.200.000.363	\$789.00	\$81.41	\$646.84	\$142.16	\$6.32	\$135.84
WORKERS COMPENSATION						17.22%
100.200.200.000.364	\$40,000.00	\$1,970.73	\$20,992.48	\$19,007.52	\$0.00	\$19,007.52
INSURANCE-HEALTH/LIFE						47.52%
100.200.200.000.365	\$15,168.00	\$1,016.96	\$4,845.30	\$10,322.70	\$0.00	\$10,322.70
RETIREMENT CONTRIBUTION-TRS						68.06%
100.200.200.000.366	\$19,628.00	\$1,461.53	\$16,378.18	\$3,249.82	\$455.55	\$2,794.27
RETIREMENT CONTRIBUTION-PERS						14.24%
100.200.200.000.367	\$2,097.00	\$228.37	\$1,795.04	\$301.96	\$18.28	\$283.68
MEDICARE TAX						13.53%
100.200.200.000.368	\$434.00	\$21.08	\$339.97	\$94.03	\$7.64	\$86.39
SOCIAL SECURITY TAX						19.91%
100.200.200.000.451	\$500.00	\$0.00	\$460.06	\$39.94	\$0.00	\$39.94
MS SPED SUPPLIES						7.99%
100.200.450.000.324	\$30,000.00	\$3,316.50	\$26,997.30	\$3,002.70	\$1,742.40	\$1,260.30
SUPPORT STAFF						4.20%
100.200.450.000.329	\$800.00	\$0.00	\$0.00	\$800.00	\$0.00	\$800.00
SUBSTITUTES/TEMPORARIES						100.00%
100.200.450.000.363	\$203.00	\$16.61	\$135.17	\$67.83	\$0.00	\$67.83
WORKERS COMPENSATION						33.41%
100.200.450.000.364	\$28,546.00	\$1,513.89	\$13,251.34	\$15,294.66	\$0.00	\$15,294.66

Petersburg School District

Expenditure Budget Balance Report

Summary Only

From Date: 5/1/2024

To Date: 5/31/2024

Fiscal Year: 2023-2024

Budget Balance

Account Number / Description	Budget	Range To Date	YTD	Balance	Encumbrance	% Remaining Bud
INSURANCE-HEALTH/LIFE						53.58%
100.200.450.000.366	\$10,040.00	\$729.63	\$5,939.41	\$4,100.59	\$0.00	\$4,100.59
RETIREMENT CONTRIBUTION-PERS						40.84%
100.200.450.000.367	\$588.00	\$42.69	\$344.50	\$243.50	\$0.00	\$243.50
MEDICARE TAX						41.41%
100.200.450.000.368	\$37.00	\$0.00	\$0.00	\$37.00	\$0.00	\$37.00
SOCIAL SECURITY TAX						100.00%
100.200.450.000.433	\$1,000.00	\$133.37	\$1,333.64	(\$333.64)	\$0.00	(\$333.64)
COMMUNICATIONS						-33.36%
100.200.450.000.434	\$300.00	\$0.00	\$8.73	\$291.27	\$91.27	\$200.00
MS POSTAGE						66.67%
100.200.450.000.454	\$400.00	\$157.64	\$157.64	\$242.36	\$0.00	\$242.36
MS OFFICE SUPPLIES						60.59%
100.200.700.000.316	\$5,934.00	\$428.34	\$5,070.00	\$864.00	\$556.00	\$308.00
CERTIFICATED EXTRA DUTY PAY						5.19%
100.200.700.000.322	\$6,156.00	\$154.46	\$5,926.00	\$230.00	\$0.00	\$230.00
NON-CERT SPECIALIST/EXTRA DUTY						3.74%
100.200.700.000.329	\$4,000.00	\$0.00	\$3,946.00	\$54.00	\$0.00	\$54.00
SUBSTITUTES/TEMPORARIES						1.35%
100.200.700.000.363	\$66.00	\$2.92	\$74.88	(\$8.88)	\$2.79	(\$11.67)
WORKERS COMPENSATION						-17.68%
100.200.700.000.364	\$0.00	\$163.77	\$1,824.88	(\$1,824.88)	\$166.83	(\$1,991.71)
INSURANCE-HEALTH/LIFE						0.00%
100.200.700.000.365	\$0.00	\$53.79	\$689.51	(\$689.51)	\$69.83	(\$759.34)
RETIREMENT CONTRIBUTION-TRS						0.00%
100.200.700.000.366	\$0.00	\$33.97	\$523.78	(\$523.78)	\$0.00	(\$523.78)
RETIREMENT CONTRIBUTION-PERS						0.00%
100.200.700.000.367	\$190.00	\$7.58	\$206.88	(\$16.88)	\$7.46	(\$24.34)
MEDICARE TAX						-12.81%
100.200.700.000.368	\$444.00	\$0.00	\$438.42	\$5.58	\$0.00	\$5.58
SOCIAL SECURITY TAX						1.26%
100.200.700.000.426	\$28,000.00	\$8,827.83	\$46,743.92	(\$18,743.92)	\$0.00	(\$18,743.92)
MS ACTIVITIES STUDENT TRANSPORTATION						-66.94%
100.200.700.000.479	\$3,600.00	\$77.94	\$6,381.55	(\$2,781.55)	(\$77.94)	(\$2,703.61)
MS ACTIVITIES SUPPLIES AND MATERIALS						-75.10%
100.200.700.019.329	\$0.00	\$0.00	\$150.00	(\$150.00)	\$0.00	(\$150.00)

Petersburg School District

Expenditure Budget Balance Report

 Summary Only

From Date: 5/1/2024

To Date: 5/31/2024

Fiscal Year: 2023-2024

Budget Balance

Account Number / Description	Budget	Range To Date	YTD	Balance	Encumbrance	% Remaining Bud
MS ROBOTICS SUB/TEMP						0.00%
100.200.700.019.363	\$0.00	\$0.00	\$0.76	(\$0.76)	\$0.00	(\$0.76)
MS ROBOTICS WORKERS COMP						0.00%
100.200.700.019.367	\$0.00	\$0.00	\$2.18	(\$2.18)	\$0.00	(\$2.18)
MS ROBOTICS FICA MEDICARE						0.00%
100.200.700.019.368	\$0.00	\$0.00	\$9.30	(\$9.30)	\$0.00	(\$9.30)
MS ROBOTICS FICA SS						0.00%
100.300.100.000.315	\$1,009,025.60	\$81,209.72	\$833,633.74	\$175,391.86	\$140,236.00	\$35,155.86
CERTIFICATED TEACHER						3.48%
100.300.100.000.323	\$27,000.00	\$3,867.44	\$25,842.01	\$1,157.99	\$504.66	\$653.33
AIDES						2.42%
100.300.100.000.329	\$56,200.00	\$20,118.50	\$73,232.00	(\$17,032.00)	\$3,452.50	(\$20,484.50)
SUBSTITUTES/TEMPORARIES						-36.45%
100.300.100.000.363	\$5,293.00	\$529.23	\$4,689.75	\$603.25	\$722.84	(\$119.59)
WORKERS COMPENSATION						-2.26%
100.300.100.000.364	\$300,092.00	\$26,410.17	\$231,835.05	\$68,256.95	\$29,094.07	\$39,162.88
INSURANCE-HEALTH/LIFE						13.05%
100.300.100.000.365	\$262,997.00	\$9,793.99	\$104,826.18	\$158,170.82	\$17,613.66	\$140,557.16
RETIREMENT CONTRIBUTION-TRS						53.44%
100.300.100.000.366	\$6,777.00	\$2,131.69	\$9,263.49	(\$2,486.49)	\$497.62	(\$2,984.11)
RETIREMENT CONTRIBUTION-PERS						-44.03%
100.300.100.000.367	\$15,312.00	\$1,454.67	\$12,754.26	\$2,557.74	\$1,985.34	\$572.40
MEDICARE TAX						3.74%
100.300.100.000.368	\$1,240.00	\$341.33	\$581.00	\$659.00	\$18.60	\$640.40
SOCIAL SECURITY TAX						51.65%
100.300.100.000.410	\$200.00	\$0.00	\$135.00	\$65.00	\$0.00	\$65.00
PROFESSIONAL & TECH SERVICES						32.50%
100.300.100.000.426	\$300.00	\$675.00	\$675.00	(\$375.00)	\$0.00	(\$375.00)
STUDENT TRANSPORTATION						-125.00%
100.300.100.000.451	\$13,200.00	\$322.70	\$14,151.33	(\$951.33)	\$1,877.43	(\$2,828.76)
ES GENERAL TEACHING SUPPLIES						-21.43%
100.300.100.000.474	\$7,000.00	\$0.00	\$5,900.00	\$1,100.00	\$60.00	\$1,040.00
CURRICULUM ADOPTION						14.86%
100.300.100.000.476	\$16,000.00	\$0.00	\$7,612.13	\$8,387.87	\$8,000.00	\$387.87
COPIER SUPPLIES						2.42%
100.300.100.000.479	\$800.00	\$0.00	\$0.00	\$800.00	\$0.00	\$800.00

Petersburg School District

Expenditure Budget Balance Report

 Summary Only

From Date: 5/1/2024

To Date: 5/31/2024

Fiscal Year: 2023-2024

Budget Balance

Account Number / Description	Budget	Range To Date	YTD	Balance	Encumbrance	% Remaining Bud
ES TEACHER OTHER SUPPLIES AND MATERIALS						100.00%
100.300.100.008.451	\$300.00	\$0.00	\$0.00	\$300.00	\$0.00	\$300.00
ES MUSIC SUPPLIES						100.00%
100.300.100.010.451	\$300.00	\$48.99	\$291.12	\$8.88	\$0.00	\$8.88
KINDER MULLEN SUPPLIES						2.96%
100.300.100.011.451	\$300.00	\$0.00	\$300.00	\$0.00	\$0.00	\$0.00
KINDER WILLIS SUPPLIES						0.00%
100.300.100.012.451	\$300.00	\$0.00	\$296.38	\$3.62	\$0.00	\$3.62
1ST HOFACRE SUPPLIES						1.21%
100.300.100.013.451	\$300.00	\$0.00	\$355.22	(\$55.22)	\$0.00	(\$55.22)
1ST NORMAN SUPPLIES						-18.41%
100.300.100.014.451	\$300.00	\$0.00	\$303.61	(\$3.61)	\$0.00	(\$3.61)
2ND BROCK SUPPLIES						-1.20%
100.300.100.015.451	\$300.00	\$0.00	\$262.10	\$37.90	\$37.90	\$0.00
2ND BRYNER TEACHING SUPPLIES						0.00%
100.300.100.018.451	\$300.00	\$22.96	\$298.18	\$1.82	\$0.00	\$1.82
ES READING TEACHING SUPPLIES						0.61%
100.300.100.029.451	\$300.00	\$0.00	\$299.34	\$0.66	\$0.00	\$0.66
3RD MARTIN SUPPLIES						0.22%
100.300.100.030.451	\$300.00	\$0.00	\$298.06	\$1.94	\$0.00	\$1.94
3RD MIDKIFF SUPPLIES						0.65%
100.300.100.031.451	\$300.00	\$0.00	\$302.01	(\$2.01)	\$0.00	(\$2.01)
4TH PAULSON SUPPLIES						-0.67%
100.300.100.032.451	\$300.00	\$0.00	\$255.27	\$44.73	\$30.03	\$14.70
4TH HAMBLEY SUPPLIES						4.90%
100.300.100.033.451	\$300.00	\$0.00	\$296.49	\$3.51	\$0.00	\$3.51
5TH PENNINGTON SUPPLIES						1.17%
100.300.100.034.451	\$300.00	\$57.96	\$298.37	\$1.63	\$0.00	\$1.63
5TH MILLER SUPPLIES						0.54%
100.300.100.035.451	\$300.00	\$0.00	\$297.64	\$2.36	\$0.00	\$2.36
ES SWIM/PE SUPPLIES						0.79%
100.300.200.000.315	\$131,844.00	\$11,051.18	\$99,954.50	\$31,889.50	\$32,599.98	(\$710.48)
CERTIFICATED TEACHER						-0.54%
100.300.200.000.323	\$285,600.00	\$37,789.45	\$295,573.10	(\$9,973.10)	\$6,932.20	(\$16,905.30)
AIDES						-5.92%
100.300.200.000.329	\$26,500.00	\$2,103.75	\$22,011.35	\$4,488.65	\$0.00	\$4,488.65

Petersburg School District

Expenditure Budget Balance Report

Summary Only

From Date: 5/1/2024

To Date: 5/31/2024

Fiscal Year: 2023-2024

Budget Balance

Account Number / Description	Budget	Range To Date	YTD	Balance	Encumbrance	% Remaining Bud
SUBSTITUTES/TEMPORARIES						16.94%
100.300.200.000.363	\$2,220.00	\$264.82	\$2,182.78	\$37.22	\$198.16	(\$160.94)
WORKERS COMPENSATION						-7.25%
100.300.200.000.364	\$155,045.00	\$13,777.86	\$130,632.79	\$24,412.21	\$7,136.64	\$17,275.57
INSURANCE-HEALTH/LIFE						11.14%
100.300.200.000.365	\$44,267.00	\$1,372.33	\$11,659.79	\$32,607.21	\$4,094.56	\$28,512.65
RETIREMENT CONTRIBUTION-TRS						64.41%
100.300.200.000.366	\$76,110.00	\$8,143.63	\$58,181.84	\$17,928.16	\$2,542.17	\$15,385.99
RETIREMENT CONTRIBUTION-PERS						20.22%
100.300.200.000.367	\$6,451.00	\$724.94	\$5,899.29	\$551.71	\$547.34	\$4.37
MEDICARE TAX						0.07%
100.300.200.000.368	\$930.00	\$47.69	\$3,496.60	(\$2,566.60)	\$0.00	(\$2,566.60)
SOCIAL SECURITY TAX						-275.98%
100.300.200.000.451	\$1,500.00	\$0.00	\$1,490.73	\$9.27	\$11.99	(\$2.72)
ES SPED SUPPLIES						-0.18%
100.300.300.000.315	\$82,545.00	\$7,168.34	\$61,515.00	\$21,030.00	\$20,380.00	\$650.00
CERTIFICATED TEACHER						0.79%
100.300.300.000.329	\$8,000.00	\$2,525.00	\$8,825.00	(\$825.00)	\$0.00	(\$825.00)
SUBSTITUTES/TEMPORARIES						-10.31%
100.300.300.000.363	\$430.00	\$49.84	\$363.90	\$66.10	\$105.92	(\$39.82)
WORKERS COMPENSATION						-9.26%
100.300.300.000.364	\$3,000.00	\$250.00	\$2,250.00	\$750.00	\$750.00	\$0.00
INSURANCE-HEALTH/LIFE						0.00%
100.300.300.000.365	\$20,804.00	\$853.25	\$7,679.18	\$13,124.82	\$2,559.73	\$10,565.09
RETIREMENT CONTRIBUTION-TRS						50.78%
100.300.300.000.366	\$879.00	\$0.00	\$0.00	\$879.00	\$0.00	\$879.00
RETIREMENT CONTRIBUTION-PERS						100.00%
100.300.300.000.367	\$1,235.00	\$144.17	\$1,052.55	\$182.45	\$306.39	(\$123.94)
MEDICARE TAX						-10.04%
100.300.300.000.368	\$62.00	\$144.15	\$534.75	(\$472.75)	\$0.00	(\$472.75)
SOCIAL SECURITY TAX						-762.50%
100.300.300.000.451	\$1,000.00	\$357.32	\$495.98	\$504.02	\$4.02	\$500.00
TEACHING SUPPLIES						50.00%
100.300.350.000.315	\$88,862.00	\$6,473.25	\$56,259.25	\$32,602.75	\$18,669.75	\$13,933.00
CERTIFICATED TEACHER						15.68%
100.300.350.000.329	\$1,150.00	\$0.00	\$1,600.00	(\$450.00)	\$0.00	(\$450.00)

Petersburg School District

Expenditure Budget Balance Report

Summary Only

From Date: 5/1/2024

To Date: 5/31/2024

Fiscal Year: 2023-2024

Budget Balance

Account Number / Description	Budget	Range To Date	YTD	Balance	Encumbrance	% Remaining Bud
SUBSTITUTES/TEMPORARIES						-39.13%
100.300.350.000.363	\$452.00	\$32.45	\$290.07	\$161.93	\$93.59	\$68.34
WORKERS COMPENSATION						15.12%
100.300.350.000.364	\$3,000.00	\$648.27	\$5,834.43	(\$2,834.43)	\$1,944.77	(\$4,779.20)
INSURANCE-HEALTH/LIFE						-159.31%
100.300.350.000.365	\$22,550.00	\$781.64	\$7,034.76	\$15,515.24	\$2,344.92	\$13,170.32
RETIREMENT CONTRIBUTION-TRS						58.40%
100.300.350.000.367	\$1,306.00	\$92.12	\$818.52	\$487.48	\$263.66	\$223.82
MEDICARE TAX						17.14%
100.300.350.000.368	\$62.00	\$0.00	\$0.00	\$62.00	\$0.00	\$62.00
SOCIAL SECURITY TAX						100.00%
100.300.350.000.451	\$1,000.00	\$0.00	\$998.45	\$1.55	\$0.00	\$1.55
TEACHING SUPPLIES						0.16%
100.300.350.000.472	\$2,000.00	\$389.91	\$1,882.55	\$117.45	\$30.64	\$86.81
LIBRARY BOOKS						4.34%
100.300.350.000.473	\$500.00	\$0.00	\$397.95	\$102.05	\$0.00	\$102.05
PERIODICALS						20.41%
100.300.350.000.479	\$1,500.00	\$0.00	\$1,288.28	\$211.72	\$0.00	\$211.72
OTHER SUPPLIES AND MATERIALS						14.11%
100.300.400.000.421	\$1,500.00	\$0.00	\$1,341.12	\$158.88	\$0.00	\$158.88
STAFF TRANSPORTATION						10.59%
100.300.400.000.479	\$2,500.00	\$59.60	\$2,397.94	\$102.06	\$144.78	(\$42.72)
ES PRINCIPAL SUPPLIES AND MATERIALS						-1.71%
100.300.400.000.491	\$650.00	\$0.00	\$625.00	\$25.00	\$0.00	\$25.00
DUES AND FEES						3.85%
100.300.450.000.324	\$39,000.00	\$4,375.29	\$36,852.76	\$2,147.24	\$0.00	\$2,147.24
SUPPORT STAFF						5.51%
100.300.450.000.329	\$800.00	\$396.50	\$1,370.25	(\$570.25)	\$0.00	(\$570.25)
SUBSTITUTES/TEMPORARIES						-71.28%
100.300.450.000.363	\$199.00	\$23.93	\$190.54	\$8.46	\$0.00	\$8.46
WORKERS COMPENSATION						4.25%
100.300.450.000.364	\$28,546.00	\$3,063.68	\$27,470.21	\$1,075.79	\$0.00	\$1,075.79
INSURANCE-HEALTH/LIFE						3.77%
100.300.450.000.366	\$9,789.00	\$962.58	\$8,084.37	\$1,704.63	\$0.00	\$1,704.63
RETIREMENT CONTRIBUTION-PERS						17.41%
100.300.450.000.367	\$574.00	\$58.07	\$458.27	\$115.73	\$0.00	\$115.73

Petersburg School District

Expenditure Budget Balance Report

Summary Only

From Date: 5/1/2024

To Date: 5/31/2024

Fiscal Year: 2023-2024

Budget Balance

Account Number / Description	Budget	Range To Date	YTD	Balance	Encumbrance	% Remaining Bud
MEDICARE TAX						20.16%
100.300.450.000.368	\$37.00	\$4.74	\$40.31	(\$3.31)	\$0.00	(\$3.31)
SOCIAL SECURITY TAX						-8.95%
100.300.450.000.410	\$2,400.00	\$0.00	\$0.00	\$2,400.00	\$2,356.25	\$43.75
PROFESSIONAL & TECH SERVICES						1.82%
100.300.450.000.433	\$2,000.00	\$171.11	\$1,711.01	\$288.99	\$112.31	\$176.68
COMMUNICATIONS						8.83%
100.300.450.000.434	\$500.00	\$22.65	\$51.08	\$448.92	\$48.92	\$400.00
POSTAGE						80.00%
100.300.450.000.454	\$800.00	\$0.00	\$759.97	\$40.03	\$40.00	\$0.03
OFFICE SUPPLIES						0.00%
100.300.700.000.316	\$0.00	\$92.66	\$834.00	(\$834.00)	\$0.00	(\$834.00)
CERTIFICATED EXTRA DUTY PAY						0.00%
100.300.700.000.363	\$0.00	\$0.46	\$4.14	(\$4.14)	\$0.00	(\$4.14)
WORKERS COMPENSATION						0.00%
100.300.700.000.364	\$0.00	\$37.28	\$334.16	(\$334.16)	\$0.00	(\$334.16)
INSURANCE-HEALTH/LIFE						0.00%
100.300.700.000.365	\$0.00	\$11.64	\$104.76	(\$104.76)	\$0.00	(\$104.76)
RETIREMENT CONTRIBUTION-TRS						0.00%
100.300.700.000.367	\$0.00	\$1.24	\$10.92	(\$10.92)	\$0.00	(\$10.92)
MEDICARE TAX						0.00%
100.500.100.000.315	\$0.00	\$0.00	\$788.50	(\$788.50)	\$0.00	(\$788.50)
CERTIFICATED TEACHER						0.00%
100.500.100.000.362	\$4,000.00	\$0.00	\$0.00	\$4,000.00	\$0.00	\$4,000.00
UNEMPLOYMENT INSURANCE						100.00%
100.500.100.000.363	\$0.00	\$31.75	\$171.45	(\$171.45)	\$0.00	(\$171.45)
WORKERS COMPENSATION						0.00%
100.500.100.000.367	\$0.00	\$34.12	\$238.19	(\$238.19)	\$0.00	(\$238.19)
MEDICARE TAX						0.00%
100.500.100.000.368	\$0.00	\$0.00	\$48.89	(\$48.89)	\$0.00	(\$48.89)
SOCIAL SECURITY TAX						0.00%
100.500.100.000.369	\$26,000.00	\$6,706.55	\$23,500.63	\$2,499.37	\$0.00	\$2,499.37
OTHER EMPLOYEE BENEFITS						9.61%
100.500.100.000.410	\$300.00	\$0.00	\$270.00	\$30.00	\$0.00	\$30.00
PROFESSIONAL & TECH SERVICES						10.00%
100.500.100.000.474	\$5,497.12	\$0.00	\$3,389.68	\$2,107.44	\$1,380.00	\$727.44

Petersburg School District

Expenditure Budget Balance Report

Summary Only

From Date: 5/1/2024

To Date: 5/31/2024

Fiscal Year: 2023-2024

Budget Balance

Account Number / Description	Budget	Range To Date	YTD	Balance	Encumbrance	% Remaining Bud
DISTRICT WIDE CURRICULUM						13.23%
100.500.200.000.315	\$47,500.00	\$4,242.05	\$42,507.20	\$4,992.80	\$4,242.05	\$750.75
CERTIFICATED TEACHER						1.58%
100.500.200.000.363	\$238.00	\$21.27	\$213.14	\$24.86	\$0.00	\$24.86
WORKERS COMPENSATION						10.45%
100.500.200.000.364	\$16,100.00	\$1,540.87	\$15,444.35	\$655.65	\$0.00	\$655.65
INSURANCE-HEALTH/LIFE						4.07%
100.500.200.000.365	\$18,278.00	\$528.10	\$5,364.84	\$12,913.16	\$0.00	\$12,913.16
RETIREMENT CONTRIBUTION-TRS						70.65%
100.500.200.000.367	\$685.00	\$60.33	\$604.66	\$80.34	\$0.00	\$80.34
MEDICARE TAX						11.73%
100.500.200.000.418	\$10,000.00	\$113.35	\$2,516.35	\$7,483.65	\$0.00	\$7,483.65
OTHER PROFESSIONAL SERVICES						74.84%
100.500.200.000.421	\$1,000.00	\$0.00	\$682.65	\$317.35	\$0.00	\$317.35
STAFF TRANSPORTATION						31.74%
100.500.200.000.440	\$2,500.00	\$0.00	\$0.00	\$2,500.00	\$0.00	\$2,500.00
PURCHASED SERVICES						100.00%
100.500.200.000.451	\$1,500.00	\$270.06	\$676.04	\$823.96	\$102.14	\$721.82
DISTRICT WIDE SPED SUPPLIES						48.12%
100.500.300.000.365	\$26,131.00	\$0.00	\$0.00	\$26,131.00	\$0.00	\$26,131.00
RETIREMENT CONTRIBUTION-TRS						100.00%
100.500.300.000.366	\$7,695.00	\$0.00	\$0.00	\$7,695.00	\$0.00	\$7,695.00
RETIREMENT CONTRIBUTION-PERS						100.00%
100.500.330.000.418	\$10,000.00	\$2,316.80	\$2,316.80	\$7,683.20	\$7,683.20	\$0.00
STUDENT HEALTH SRVCS						0.00%
100.500.330.000.450	\$500.00	\$123.94	\$537.35	(\$37.35)	\$0.00	(\$37.35)
STUDENT HEALTH SVCS SUPPLIES & MATERIALS						-7.47%
100.500.350.000.316	\$0.00	\$1,500.00	\$3,000.00	(\$3,000.00)	\$0.00	(\$3,000.00)
CERTIFIED EXTRA DUTY PAY						0.00%
100.500.350.000.318	\$100,600.00	\$8,383.35	\$92,216.65	\$8,383.35	\$8,383.35	\$0.00
CERTIFICATED SPECIALISTS						0.00%
100.500.350.000.324	\$46,842.00	\$6,229.61	\$45,368.32	\$1,473.68	\$3,653.20	(\$2,179.52)
SUPPORT STAFF						-4.65%
100.500.350.000.329	\$1,700.00	\$672.00	\$3,186.75	(\$1,486.75)	\$0.00	(\$1,486.75)
SUBSTITUTES/TEMPORARIES						-87.46%
100.500.350.000.363	\$710.00	\$84.12	\$720.63	(\$10.63)	\$0.00	(\$10.63)

Petersburg School District

Expenditure Budget Balance Report

Summary Only

From Date: 5/1/2024

To Date: 5/31/2024

Fiscal Year: 2023-2024

Budget Balance

Account Number / Description	Budget	Range To Date	YTD	Balance	Encumbrance	% Remaining Bud
WORKERS COMPENSATION						-1.50%
100.500.350.000.364	\$28,547.00	\$2,378.88	\$26,167.68	\$2,379.32	\$0.00	\$2,379.32
INSURANCE-HEALTH/LIFE						8.33%
100.500.350.000.365	\$25,520.00	\$1,235.07	\$11,890.17	\$13,629.83	\$0.00	\$13,629.83
RETIREMENT CONTRIBUTION-TRS						53.41%
100.500.350.000.366	\$11,757.00	\$943.20	\$9,498.72	\$2,258.28	\$0.00	\$2,258.28
RETIREMENT CONTRIBUTION-PERS						19.21%
100.500.350.000.367	\$2,054.00	\$234.02	\$1,988.04	\$65.96	\$0.00	\$65.96
MEDICARE TAX						3.21%
100.500.350.000.368	\$93.00	\$16.86	\$172.78	(\$79.78)	\$0.00	(\$79.78)
SOCIAL SECURITY TAX						-85.78%
100.500.350.000.417	\$45,000.00	\$0.00	\$41,242.16	\$3,757.84	\$0.00	\$3,757.84
TECHNOLOGY SUPPORT						8.35%
100.500.350.000.433	\$123,000.00	\$10,261.30	\$102,613.00	\$20,387.00	\$0.00	\$20,387.00
COMMUNICATIONS						16.57%
100.500.350.000.440	\$70,320.00	\$3,116.79	\$58,460.46	\$11,859.54	\$6,766.95	\$5,092.59
PURCHASED SERVICES						7.24%
100.500.350.000.446	\$12,000.00	\$28.95	\$10,040.28	\$1,959.72	\$0.00	\$1,959.72
PROPERTY INSURANCE						16.33%
100.500.350.000.450	\$21,000.00	\$589.88	\$10,913.08	\$10,086.92	\$9,323.82	\$763.10
SUPPLIES, MATERIALS & MEDIA						3.63%
100.500.350.000.475	\$146,900.00	\$3,217.52	\$129,182.24	\$17,717.76	\$13,604.30	\$4,113.46
TECHNOLOGY SUPPLIES						2.80%
100.500.400.000.313	\$200,200.00	\$18,429.53	\$192,220.48	\$7,979.52	\$18,429.52	(\$10,450.00)
PRINCIPAL						-5.22%
100.500.400.000.363	\$1,003.00	\$92.39	\$963.53	\$39.47	\$0.00	\$39.47
WORKERS COMPENSATION						3.94%
100.500.400.000.364	\$42,114.00	\$4,919.95	\$51,833.79	(\$9,719.79)	\$0.00	(\$9,719.79)
INSURANCE-HEALTH/LIFE						-23.08%
100.500.400.000.365	\$50,784.00	\$2,302.20	\$24,008.83	\$26,775.17	\$0.00	\$26,775.17
RETIREMENT CONTRIBUTION-TRS						52.72%
100.500.400.000.367	\$2,900.00	\$260.57	\$2,721.79	\$178.21	\$0.00	\$178.21
MEDICARE TAX						6.15%
100.500.400.000.368	\$0.00	\$0.00	\$622.79	(\$622.79)	\$0.00	(\$622.79)
SOCIAL SECURITY TAX						0.00%
100.500.600.000.321	\$82,100.00	\$6,891.65	\$75,808.35	\$6,291.65	\$6,891.65	(\$600.00)

Petersburg School District

Expenditure Budget Balance Report

 Summary Only

From Date: 5/1/2024

To Date: 5/31/2024

Fiscal Year: 2023-2024

Budget Balance

Account Number / Description	Budget	Range To Date	YTD	Balance	Encumbrance	% Remaining Bud
NON-CERT DIRECTOR/COORD/MANAGR						-0.73%
100.500.600.000.324	\$48,600.00	\$4,635.87	\$44,820.00	\$3,780.00	\$3,603.20	\$176.80
SUPPORT STAFF						0.36%
100.500.600.000.325	\$208,690.00	\$20,807.04	\$171,856.06	\$36,833.94	\$11,235.46	\$25,598.48
MAINTENANCE/CUSTODIAL						12.27%
100.500.600.000.329	\$15,000.00	\$0.00	\$14,828.45	\$171.55	\$0.00	\$171.55
SUBSTITUTES/TEMPORARIES						1.14%
100.500.600.000.363	\$8,439.00	\$744.47	\$7,111.65	\$1,327.35	\$22.67	\$1,304.68
WORKERS COMPENSATION						15.46%
100.500.600.000.364	\$85,000.00	\$5,704.86	\$66,934.65	\$18,065.35	\$1,027.92	\$17,037.43
INSURANCE-HEALTH/LIFE						20.04%
100.500.600.000.366	\$83,647.00	\$6,418.76	\$61,941.00	\$21,706.00	\$284.31	\$21,421.69
RETIREMENT CONTRIBUTION-PERS						25.61%
100.500.600.000.367	\$5,091.00	\$447.24	\$4,185.29	\$905.71	\$15.91	\$889.80
MEDICARE TAX						17.48%
100.500.600.000.368	\$1,043.00	\$0.00	\$141.58	\$901.42	\$0.00	\$901.42
SOCIAL SECURITY TAX						86.43%
100.500.600.000.418	\$20,000.00	\$450.00	\$19,207.78	\$792.22	\$0.00	\$792.22
OTHER PROFESSIONAL SERVICES						3.96%
100.500.600.000.421	\$2,500.00	\$1,488.33	\$2,365.86	\$134.14	\$0.00	\$134.14
STAFF TRANSPORTATION						5.37%
100.500.600.000.431	\$30,000.00	\$2,885.89	\$29,298.64	\$701.36	\$213.80	\$487.56
WATER AND SEWER						1.63%
100.500.600.000.432	\$40,000.00	\$4,238.65	\$40,020.33	(\$20.33)	\$0.00	(\$20.33)
GARBAGE						-0.05%
100.500.600.000.433	\$1,000.00	\$57.35	\$573.47	\$426.53	\$60.38	\$366.15
COMMUNICATIONS						36.62%
100.500.600.000.436	\$280,000.00	\$25,371.84	\$244,706.32	\$35,293.68	\$57,242.20	(\$21,948.52)
ENERGY - ELECTRICITY						-7.84%
100.500.600.000.438	\$330,000.00	\$28,773.79	\$297,262.16	\$32,737.84	\$91,950.80	(\$59,212.96)
ENERGY - HEATING OIL						-17.94%
100.500.600.000.440	\$50,000.00	\$754.02	\$26,485.32	\$23,514.68	\$9,033.75	\$14,480.93
PURCHASED SERVICES						28.96%
100.500.600.000.446	\$142,000.00	\$0.00	\$141,706.23	\$293.77	\$0.00	\$293.77
PROPERTY INSURANCE						0.21%
100.500.600.000.452	\$46,350.00	\$1,473.59	\$42,711.94	\$3,638.06	\$319.03	\$3,319.03

Petersburg School District

Expenditure Budget Balance Report

 Summary Only

From Date: 5/1/2024

To Date: 5/31/2024

Fiscal Year: 2023-2024

Budget Balance

Account Number / Description	Budget	Range To Date	YTD	Balance	Encumbrance	% Remaining Bud
MAINTENANCE/CONSTR SUPPLIES						7.16%
100.500.600.000.453	\$27,000.00	\$581.64	\$24,729.15	\$2,270.85	\$2,033.62	\$237.23
JANITORIAL SUPPLIES						0.88%
100.500.600.000.457	\$4,550.00	\$1,029.98	\$3,047.48	\$1,502.52	\$0.00	\$1,502.52
SMALL TOOLS AND EQUIPMENT						33.02%
100.500.600.000.458	\$7,000.00	\$332.88	\$7,385.20	(\$385.20)	\$0.00	(\$385.20)
VEHICLE GAS AND OIL						-5.50%
100.500.600.000.479	\$1,600.00	\$0.00	\$848.52	\$751.48	\$266.98	\$484.50
MAINTENANCE OTHER SUPPLIES AND MATERIALS						30.28%
100.500.600.000.491	\$1,237.00	\$0.00	\$1,105.00	\$132.00	\$0.00	\$132.00
DUES AND FEES						10.67%
100.500.700.000.314	\$46,628.00	\$5,987.22	\$41,877.76	\$4,750.24	\$5,987.21	(\$1,236.97)
CERT DIRECTOR/COORD/MANAGER						-2.65%
100.500.700.000.363	\$234.00	\$30.02	\$209.96	\$24.04	\$30.02	(\$5.98)
WORKERS COMPENSATION						-2.56%
100.500.700.000.364	\$15,000.00	\$1,189.44	\$11,295.66	\$3,704.34	\$2,378.88	\$1,325.46
INSURANCE-HEALTH/LIFE						8.84%
100.500.700.000.365	\$11,899.00	\$746.77	\$5,227.42	\$6,671.58	\$746.77	\$5,924.81
RETIREMENT CONTRIBUTION-TRS						49.79%
100.500.700.000.367	\$676.00	\$82.50	\$567.36	\$108.64	\$78.19	\$30.45
MEDICARE TAX						4.50%
100.500.900.000.553	\$25,000.00	\$0.00	\$0.00	\$25,000.00	\$0.00	\$25,000.00
TRANS TO FOOD SERVICE						100.00%
100.500.900.000.554	\$50,000.00	\$0.00	\$0.00	\$50,000.00	\$0.00	\$50,000.00
TRANS TO CAPITAL PROJECT FD						100.00%
100.500.900.000.556	\$50,000.00	\$0.00	\$0.00	\$50,000.00	\$0.00	\$50,000.00
TRANS TO STUDENT TRANSPORTA						100.00%
100.600.510.000.311	\$146,620.00	\$12,218.35	\$134,401.65	\$12,218.35	\$12,218.35	\$0.00
SUPERINTENDENT						0.00%
100.600.510.000.324	\$70,000.00	\$5,750.00	\$63,250.00	\$6,750.00	\$5,750.00	\$1,000.00
SUPPORT STAFF						1.43%
100.600.510.000.329	\$30,000.00	\$1,154.00	\$23,317.75	\$6,682.25	\$0.00	\$6,682.25
SUBSTITUTES/TEMPORARIES						22.27%
100.600.510.000.363	\$1,136.13	\$97.12	\$1,021.27	\$114.86	\$0.00	\$114.86
WORKERS COMPENSATION						10.11%
100.600.510.000.364	\$38,683.00	\$3,223.60	\$35,459.60	\$3,223.40	\$250.00	\$2,973.40

Petersburg School District

Expenditure Budget Balance Report

Summary Only

From Date: 5/1/2024

To Date: 5/31/2024

Fiscal Year: 2023-2024

Budget Balance

Account Number / Description	Budget	Range To Date	YTD	Balance	Encumbrance	% Remaining Bud
INSURANCE-HEALTH/LIFE						7.69%
100.600.510.000.365	\$37,004.00	\$1,517.67	\$16,694.37	\$20,309.63	\$0.00	\$20,309.63
RETIREMENT CONTRIBUTION-TRS						54.88%
100.600.510.000.366	\$17,570.00	\$1,265.00	\$13,915.00	\$3,655.00	\$0.00	\$3,655.00
RETIREMENT CONTRIBUTION-PERS						20.80%
100.600.510.000.367	\$3,286.00	\$280.90	\$2,953.97	\$332.03	\$0.00	\$332.03
MEDICARE TAX						10.10%
100.600.510.000.368	\$620.00	\$71.55	\$205.70	\$414.30	\$0.00	\$414.30
SOCIAL SECURITY TAX						66.82%
100.600.510.000.414	\$20,000.00	\$4,612.50	\$25,313.13	(\$5,313.13)	\$0.00	(\$5,313.13)
LEGAL SERVICES						-26.57%
100.600.510.000.418	\$3,000.00	\$0.00	\$1,596.40	\$1,403.60	\$0.00	\$1,403.60
OTHER PROFESSIONAL SERVICES						46.79%
100.600.510.000.421	\$4,000.00	\$0.00	\$2,799.75	\$1,200.25	\$1,107.00	\$93.25
STAFF TRANSPORTATION						2.33%
100.600.510.000.433	\$1,200.00	\$119.27	\$1,192.64	\$7.36	\$60.38	(\$53.02)
COMMUNICATIONS						-4.42%
100.600.510.000.434	\$200.00	\$0.00	\$19.55	\$180.45	\$80.45	\$100.00
POSTAGE						50.00%
100.600.510.000.454	\$300.00	\$0.00	\$141.30	\$158.70	\$127.81	\$30.89
OFFICE SUPPLIES						10.30%
100.600.510.000.476	\$3,800.00	\$0.00	\$3,216.75	\$583.25	\$500.00	\$83.25
COPIER SUPPLIES						2.19%
100.600.510.000.479	\$4,500.00	\$0.00	\$4,349.51	\$150.49	\$200.00	(\$49.51)
SUPERINTENDENT OTHER SUPPLIES AND MATERIALS						-1.10%
100.600.510.000.491	\$24,300.00	\$0.00	\$23,259.21	\$1,040.79	\$856.50	\$184.29
DUES AND FEES						0.76%
100.600.511.000.418	\$15,000.00	\$0.00	\$10,707.61	\$4,292.39	\$2,069.21	\$2,223.18
BOARD - OTHER PROFESSIONAL SERVICES						14.82%
100.600.511.000.421	\$5,000.00	\$0.00	\$2,408.06	\$2,591.94	\$1,855.96	\$735.98
BOARD- STAFF TRANSPORTATION						14.72%
100.600.511.000.479	\$4,000.00	\$456.16	\$3,521.03	\$478.97	\$72.91	\$406.06
BOE OTHER SUPPLIES AND MATERIALS						10.15%
100.600.550.000.321	\$78,000.00	\$7,000.00	\$71,000.00	\$7,000.00	\$9,058.00	(\$2,058.00)
NON-CERT DIRECTOR/COORD/MANAGR						-2.64%
100.600.550.000.324	\$25,000.00	\$2,723.74	\$21,346.90	\$3,653.10	\$2,201.00	\$1,452.10

Petersburg School District

Expenditure Budget Balance Report

Summary Only

From Date: 5/1/2024

To Date: 5/31/2024

Fiscal Year: 2023-2024

Budget Balance

Account Number / Description	Budget	Range To Date	YTD	Balance	Encumbrance	% Remaining Bud
SUPPORT STAFF						5.81%
100.600.550.000.363	\$516.00	\$48.74	\$462.94	\$53.06	\$0.00	\$53.06
WORKERS COMPENSATION						10.28%
100.600.550.000.364	\$20,400.00	\$1,695.94	\$18,655.34	\$1,744.66	\$0.00	\$1,744.66
INSURANCE-HEALTH/LIFE						8.55%
100.600.550.000.366	\$16,454.00	\$2,139.22	\$15,851.93	\$602.07	\$0.00	\$602.07
RETIREMENT CONTRIBUTION-PERS						3.66%
100.600.550.000.367	\$1,493.00	\$135.95	\$1,283.65	\$209.35	\$0.00	\$209.35
MEDICARE TAX						14.02%
100.600.550.000.368	\$1,116.00	\$0.00	\$1,203.33	(\$87.33)	\$0.00	(\$87.33)
SOCIAL SECURITY TAX						-7.83%
100.600.550.000.412	\$100,000.00	\$0.00	\$97,592.08	\$2,407.92	\$0.00	\$2,407.92
AUDITING & ACCOUNTING SERVICES						2.41%
100.600.550.000.418	\$29,000.00	\$10,999.41	\$27,388.41	\$1,611.59	\$1,800.00	(\$188.41)
OTHER PROFESSIONAL SERVICES						-0.65%
100.600.550.000.421	\$4,000.00	(\$139.24)	\$1,914.98	\$2,085.02	\$1,732.00	\$353.02
STAFF TRANSPORTATION						8.83%
100.600.550.000.447	\$70,000.00	\$0.00	\$69,157.72	\$842.28	\$0.00	\$842.28
LIABILITY INSURANCE						1.20%
100.600.550.000.454	\$1,800.00	\$493.80	\$1,567.70	\$232.30	\$225.71	\$6.59
OFFICE SUPPLIES						0.37%
100.600.550.000.479	\$750.00	\$0.00	\$760.57	(\$10.57)	\$0.00	(\$10.57)
OTHER SUPPLIES AND MATERIALS						-1.41%
100.600.550.000.491	\$6,000.00	\$379.87	\$4,023.91	\$1,976.09	\$0.00	\$1,976.09
DUES AND FEES						32.93%
100.600.550.000.495	(\$53,880.00)	\$0.00	(\$18,326.25)	(\$35,553.75)	\$0.00	(\$35,553.75)
INDIRECT COST RECOVERY						65.99%
Fund 100 Total:	\$9,886,643.73	\$835,031.75	\$7,801,358.55	\$2,085,285.18	\$1,123,393.01	\$961,892.17
						9.73%
Grand Total:	\$9,886,643.73	\$835,031.75	\$7,801,358.55	\$2,085,285.18	\$1,123,393.01	\$961,892.17
						9.73%

End of Report

Petersburg School District

Reprint Check Listing

Fiscal Year: 2023-2024

Criteria:

Bank Account: OPERATING ACCOUNT XX3970

From Date: 05/01/2024

To Date: 05/31/2024

From Check:

To Check:

From Voucher:

To Voucher:

Check Number	Date	Payee	Amount	Voucher	Status	Type	Cleared?	Clear Date	Void Date
47200	05/31/2024	LARSON, MACKENZIE L	\$82.43	13	Printed	Payroll	<input checked="" type="checkbox"/>	05/31/2024	
47201	05/31/2024	TRAUTMAN, VICTOR	\$394.20	13	Printed	Payroll	<input type="checkbox"/>		
47202	05/31/2024	SKEEK, CONNOR J	\$2,803.80	13	Printed	Payroll	<input type="checkbox"/>		
47203	05/31/2024	MILLER, TRAVIS J	\$918.42	13	Printed	Payroll	<input type="checkbox"/>		
47204	05/31/2024	PERKINS, KEITH R	\$120.05	13	Printed	Payroll	<input type="checkbox"/>		
47205	05/31/2024	WEGENER, CAROL L	\$2,247.50	13	Printed	Payroll	<input checked="" type="checkbox"/>	05/31/2024	
73058	05/01/2024	SONS OF NORWAY-02277	\$500.00	1241	Printed	Expense	<input type="checkbox"/>		
73059	05/01/2024	SONS OF NORWAY-02277	\$375.00	1242	Printed	Expense	<input checked="" type="checkbox"/>	05/31/2024	
73060	05/03/2024	ALEX HELMS	\$20.00	1243	Printed	Expense	<input checked="" type="checkbox"/>	05/31/2024	
73061	05/03/2024	CYNTHIA FRY-00628	\$1,569.69	1243	Printed	Expense	<input checked="" type="checkbox"/>	05/31/2024	
73062	05/03/2024	HAMMER & WIKAN-01038	\$285.36	1243	Printed	Expense	<input checked="" type="checkbox"/>	05/31/2024	
73063	05/03/2024	TRAVIS MILLER	\$20.00	1243	Printed	Expense	<input type="checkbox"/>		
73064	05/03/2024	TYLER TECHNOLOGIES	\$240.00	1243	Printed	Expense	<input checked="" type="checkbox"/>	05/31/2024	
73065	05/07/2024	BRENDA LOUISE	\$28.50	1245	Printed	Expense	<input type="checkbox"/>		
73066	05/07/2024	BRIGHTLY SOFTWARE, INC	\$4,503.48	1245	Printed	Expense	<input checked="" type="checkbox"/>	05/31/2024	
73067	05/07/2024	CASEY GATES	\$198.00	1245	Printed	Expense	<input checked="" type="checkbox"/>	05/31/2024	
73068	05/07/2024	COLLETTE BELL	\$30.00	1245	Printed	Expense	<input checked="" type="checkbox"/>	05/31/2024	
73069	05/07/2024	COURTNEY MORRISON-00593	\$4.50	1245	Printed	Expense	<input type="checkbox"/>		
73070	05/07/2024	DAVID STOCKS	\$37.50	1245	Printed	Expense	<input checked="" type="checkbox"/>	05/31/2024	
73071	05/07/2024	ELEN AASE	\$36.00	1245	Printed	Expense	<input checked="" type="checkbox"/>	05/31/2024	
73072	05/07/2024	EMPLOYMENT SECURITY-TAX-00822	\$4,116.00	1245	Printed	Expense	<input checked="" type="checkbox"/>	05/31/2024	
73073	05/07/2024	GCI COMMUNICATION CORP-00953	\$2,067.80	1245	Printed	Expense	<input checked="" type="checkbox"/>	05/31/2024	
73074	05/07/2024	GRAINGER-00995	\$316.68	1245	Printed	Expense	<input checked="" type="checkbox"/>	05/31/2024	

Petersburg School District

Reprint Check Listing

Fiscal Year: 2023-2024

Criteria:

Bank Account: OPERATING ACCOUNT XX3970

From Date: 05/01/2024

To Date: 05/31/2024

From Check:

To Check:

From Voucher:

To Voucher:

Check Number	Date	Payee	Amount	Voucher	Status	Type	Cleared?	Clear Date	Void Date
73075	05/07/2024	HAILEY TATE	\$39.00	1245	Printed	Expense	<input checked="" type="checkbox"/>	05/31/2024	
73076	05/07/2024	JAMES VALENTINE	\$198.00	1245	Printed	Expense	<input type="checkbox"/>		
73077	05/07/2024	JENNY PAYNE	\$60.00	1245	Printed	Expense	<input checked="" type="checkbox"/>	05/31/2024	
73078	05/07/2024	JESSICA DORIL	\$30.00	1245	Printed	Expense	<input type="checkbox"/>		
73079	05/07/2024	KELSIE CAPLES	\$58.50	1245	Printed	Expense	<input checked="" type="checkbox"/>	05/31/2024	
73080	05/07/2024	LEAH VICK	\$60.00	1245	Printed	Expense	<input type="checkbox"/>		
73081	05/07/2024	MARY LYONS	\$24.00	1245	Printed	Expense	<input checked="" type="checkbox"/>	05/31/2024	
73082	05/07/2024	MAVIS WORTHINGTON-01553	\$51.00	1245	Printed	Expense	<input checked="" type="checkbox"/>	05/31/2024	
73083	05/07/2024	PETERSBURG MEDICAL CENTER-01892	\$2,887.50	1245	Printed	Expense	<input type="checkbox"/>		
73084	05/07/2024	PISTON & RUDDER SERVICES, INC	\$317.00	1245	Printed	Expense	<input checked="" type="checkbox"/>	05/31/2024	
73085	05/07/2024	RACHEL HUDSON	\$15.00	1245	Printed	Expense	<input type="checkbox"/>		
73086	05/07/2024	US FOODS, INC.	\$6,321.41	1245	Printed	Expense	<input checked="" type="checkbox"/>	05/31/2024	
73087	05/07/2024	VICTORIA MOORE-02593	\$39.00	1245	Printed	Expense	<input checked="" type="checkbox"/>	05/31/2024	
73088	05/10/2024	ALASKA MARINE LINES-00120	\$257.62	1247	Printed	Expense	<input checked="" type="checkbox"/>	05/31/2024	
73089	05/10/2024	DAS HAGEDORN HAUS B&B-00651	\$1,045.47	1247	Printed	Expense	<input checked="" type="checkbox"/>	05/31/2024	
73090	05/10/2024	ETHAN BRYNER	\$25.90	1247	Printed	Expense	<input checked="" type="checkbox"/>	05/31/2024	
73091	05/10/2024	HOTEL CAPTAIN COOK-01119	\$19,995.00	1247	Printed	Expense	<input checked="" type="checkbox"/>	05/31/2024	
73092	05/10/2024	JIM ENGELL-01243	\$34.89	1247	Printed	Expense	<input checked="" type="checkbox"/>	05/31/2024	
73093	05/10/2024	JLM, LLC	\$1,402.50	1247	Printed	Expense	<input checked="" type="checkbox"/>	05/31/2024	
73094	05/10/2024	NASSP/NHS/NJHS-01663	\$385.00	1247	Printed	Expense	<input checked="" type="checkbox"/>	05/31/2024	
73095	05/10/2024	PETERSBURG IGA	\$185.50	1247	Printed	Expense	<input checked="" type="checkbox"/>	05/31/2024	
73096	05/10/2024	PETERSBURG PARKS & RECREATIO-01895	\$6,000.00	1247	Printed	Expense	<input checked="" type="checkbox"/>	05/31/2024	
73097	05/10/2024	PILOT PUBLISHING-01896	\$22.96	1247	Printed	Expense	<input checked="" type="checkbox"/>	05/31/2024	

Petersburg School District

Reprint Check Listing

Fiscal Year: 2023-2024

Criteria:

Bank Account: OPERATING ACCOUNT XX3970

From Date: 05/01/2024

To Date: 05/31/2024

From Check:

To Check:

From Voucher:

To Voucher:

Check Number	Date	Payee	Amount	Voucher	Status	Type	Cleared?	Clear Date	Void Date
73098	05/10/2024	RING CENTRAL INC	\$2,709.19	1247	Printed	Expense	<input checked="" type="checkbox"/>	05/31/2024	
73099	05/10/2024	ROBYN TAYLOR	\$450.00	1247	Printed	Expense	<input checked="" type="checkbox"/>	05/31/2024	
73100	05/10/2024	SMART SOURCE OF CALIFORNIA LLC	\$493.80	1247	Printed	Expense	<input checked="" type="checkbox"/>	05/31/2024	
73101	05/08/2024	PETERSBURG HIGH SCHOOL-01888	\$17.85	1248	Printed	Expense	<input checked="" type="checkbox"/>	05/31/2024	
73102	05/14/2024	ANCHORAGE DAILY NEWS	\$68.29	1249	Printed	Expense	<input checked="" type="checkbox"/>	05/31/2024	
73103	05/14/2024	ANYWHERE SPEECH & LANGUAGE, LLC	\$6,000.00	1249	Printed	Expense	<input checked="" type="checkbox"/>	05/31/2024	
73104	05/14/2024	CASEY GATES	\$300.00	1249	Printed	Expense	<input checked="" type="checkbox"/>	05/31/2024	
73105	05/14/2024	ELSA WINTERSTEEN	\$93.00	1249	Printed	Expense	<input type="checkbox"/>		
73106	05/14/2024	ERICA KLUDT-PAINTER-00832	\$20.00	1249	Printed	Expense	<input checked="" type="checkbox"/>	05/31/2024	
73107	05/14/2024	FRONTLINE TECHNOLOGIES GROUP LLC	\$8,396.91	1249	Printed	Expense	<input checked="" type="checkbox"/>	05/31/2024	
73108	05/14/2024	JESSICA GRONE	\$20.00	1249	Printed	Expense	<input type="checkbox"/>		
73109	05/14/2024	POWERSCHOOL GROUP LLC	\$407.60	1249	Printed	Expense	<input checked="" type="checkbox"/>	05/31/2024	
73110	05/14/2024	SEDOR, WENDLANDT, EVENS,-02211	\$4,612.50	1249	Printed	Expense	<input checked="" type="checkbox"/>	05/31/2024	
73111	05/14/2024	SERRC, INC.-02214	\$3,763.00	1249	Printed	Expense	<input checked="" type="checkbox"/>	05/31/2024	
73112	05/14/2024	UNUM LIFE INSURANCE COMPANY OF-02556	\$409.22	1249	Printed	Expense	<input checked="" type="checkbox"/>	05/31/2024	
73113	05/14/2024	US FOODS, INC.	\$6,706.77	1249	Printed	Expense	<input checked="" type="checkbox"/>	05/31/2024	
73114	05/17/2024	ACT FINANCE	\$493.00	1250	Printed	Expense	<input checked="" type="checkbox"/>	05/31/2024	
73115	05/17/2024	ALASKA MARINE LINES-00120	\$78.05	1250	Printed	Expense	<input checked="" type="checkbox"/>	05/31/2024	
73116	05/17/2024	ANDREA WEATHERS	\$691.20	1250	Printed	Expense	<input type="checkbox"/>		
73117	05/17/2024	AT&T MOBILITY-00004	\$848.48	1250	Printed	Expense	<input type="checkbox"/>		
73118	05/17/2024	EVA LENHARD	\$300.00	1250	Printed	Expense	<input type="checkbox"/>		

Petersburg School District

Reprint Check Listing

Fiscal Year: 2023-2024

Criteria:

Bank Account: OPERATING ACCOUNT XX3970

From Date: 05/01/2024

To Date: 05/31/2024

From Check:

To Check:

From Voucher:

To Voucher:

Check Number	Date	Payee	Amount	Voucher	Status	Type	Cleared?	Clear Date	Void Date
73119	05/17/2024	PILOT PUBLISHING-01896	\$208.00	1250	Printed	Expense	<input checked="" type="checkbox"/>	05/31/2024	
73120	05/17/2024	PUBLIC EDUCATION HEALTH TRUST-01982	\$138,072.40	1250	Printed	Expense	<input checked="" type="checkbox"/>	05/31/2024	
73121	05/17/2024	SAFEWARE-02113	\$28.95	1250	Printed	Expense	<input checked="" type="checkbox"/>	05/31/2024	
73122	05/17/2024	TYLER TECHNOLOGIES	\$720.00	1250	Printed	Expense	<input checked="" type="checkbox"/>	05/31/2024	
73123	05/21/2024	DOUGLAS JOHN WESSEN	\$3,343.70	1253	Printed	Expense	<input type="checkbox"/>		
73124	05/21/2024	STIKINE RIVER AND JET BOAT ASSOCIATION	\$3,075.00	1253	Printed	Expense	<input checked="" type="checkbox"/>	05/31/2024	
73125	05/21/2024	US FOODS, INC.	\$7,812.64	1253	Printed	Expense	<input checked="" type="checkbox"/>	05/31/2024	
73126	05/24/2024	ACT FINANCE	\$283.50	1259	Printed	Expense	<input type="checkbox"/>		
73127	05/24/2024	AFLAC-00068	\$229.45	1259	Printed	Expense	<input type="checkbox"/>		
73128	05/24/2024	ALASKA MARINE LINES-00120	\$399.21	1259	Printed	Expense	<input type="checkbox"/>		
73129	05/24/2024	BEAU WARD	\$364.70	1259	Printed	Expense	<input checked="" type="checkbox"/>	05/31/2024	
73130	05/24/2024	COMPASS THEATER, INC	\$500.00	1259	Printed	Expense	<input checked="" type="checkbox"/>	05/31/2024	
73131	05/24/2024	EPS OPERATIONS LLC	\$349.99	1259	Printed	Expense	<input type="checkbox"/>		
73132	05/24/2024	FARRAGUT FARM-00882	\$1,000.00	1259	Printed	Expense	<input type="checkbox"/>		
73133	05/24/2024	JOSEF M. QUITSLUND-01277	\$585.00	1259	Printed	Expense	<input checked="" type="checkbox"/>	05/31/2024	
73134	05/24/2024	KCDA PURCHASING COOPERATIVE-01318	\$1,331.34	1259	Printed	Expense	<input type="checkbox"/>		
73135	05/24/2024	MATANUSKA ASSEMBLY OF GOD	\$300.00	1259	Printed	Expense	<input type="checkbox"/>		
73136	05/24/2024	NICHOLE MATTINGLY-01717	\$20.00	1259	Printed	Expense	<input type="checkbox"/>		
73137	05/24/2024	PETERSBURG IGA	\$24.71	1259	Printed	Expense	<input type="checkbox"/>		
73138	05/24/2024	RACHEL KANDOLL	\$723.99	1259	Printed	Expense	<input type="checkbox"/>		
73139	05/24/2024	SCHOOL DATEBOOKS, INC.	\$322.70	1259	Printed	Expense	<input type="checkbox"/>		
73140	05/24/2024	TYLER TECHNOLOGIES	\$240.00	1259	Printed	Expense	<input type="checkbox"/>		

Petersburg School District

Reprint Check Listing

Fiscal Year: 2023-2024

Criteria:

Bank Account: OPERATING ACCOUNT XX3970

From Date: 05/01/2024

To Date: 05/31/2024

From Check:

To Check:

From Voucher:

To Voucher:

Check Number	Date	Payee	Amount	Voucher	Status	Type	Cleared?	Clear Date	Void Date
73141	05/24/2024	VIRGINIA P. EVENS-00852	\$52.72	1259	Printed	Expense	<input type="checkbox"/>		
73142	05/24/2024	WRANGELL GOLF CLUB	\$212.15	1259	Printed	Expense	<input type="checkbox"/>		
73143	05/28/2024	ARROWHEAD LP GAS-00236	\$75.00	1260	Printed	Expense	<input type="checkbox"/>		
73144	05/28/2024	BREAKAWAY ADVENTURES LLC.-00392	\$800.00	1260	Printed	Expense	<input type="checkbox"/>		
73145	05/28/2024	GRAINGER-00995	\$113.26	1260	Printed	Expense	<input type="checkbox"/>		
73146	05/28/2024	NASSP/NHS/NJHS-01663	\$385.00	1260	Printed	Expense	<input type="checkbox"/>		
73147	05/28/2024	REID BROTHERS, INC.-02035	\$1,659.21	1260	Printed	Expense	<input type="checkbox"/>		
73148	05/28/2024	VICTORIA MOORE-02593	\$17.67	1260	Printed	Expense	<input type="checkbox"/>		
73149	05/31/2024	ACT FINANCE	\$1,934.50	1263	Printed	Expense	<input type="checkbox"/>		
73151	05/31/2024	ALASKA DEPARTMENT OF LABOR	\$450.00	1263	Printed	Expense	<input type="checkbox"/>		
73152	05/31/2024	ALEX HELMS	\$100.00	1263	Printed	Expense	<input type="checkbox"/>		
73153	05/31/2024	ANTHONY BOCKELMAN	\$1,800.00	1263	Printed	Expense	<input type="checkbox"/>		
73154	05/31/2024	ASAA-00239	\$210.00	1263	Printed	Expense	<input type="checkbox"/>		
73155	05/31/2024	BSN SPORTS LLC	\$207.00	1263	Printed	Expense	<input type="checkbox"/>		
73156	05/31/2024	FARRAGUT FARM-00882	\$4,760.00	1263	Printed	Expense	<input type="checkbox"/>		
73157	05/31/2024	JOHNSON CONTROLS FIRE PROTECTION LP	\$754.02	1263	Printed	Expense	<input type="checkbox"/>		
73158	05/31/2024	STIKINE SERVICES, INC	\$28,248.00	1263	Printed	Expense	<input type="checkbox"/>		
73159	05/31/2024	US FOODS, INC.	\$4,176.49	1263	Printed	Expense	<input type="checkbox"/>		
73161	05/31/2024	ALASKA COMMISSION ON POSTSECONDARY EDUCA	\$906.70	1266	Printed	Payroll Ded	<input type="checkbox"/>		
73162	05/31/2024	APEA-00222	\$1,428.02	1266	Printed	Payroll Ded	<input type="checkbox"/>		
73163	05/31/2024	ATP-00262	\$3,822.69	1266	Printed	Payroll Ded	<input type="checkbox"/>		
73164	05/31/2024	GREAT-WEST LIFE & ANNUITY	\$10,616.33	1266	Printed	Payroll Ded	<input type="checkbox"/>		

Petersburg School District

Reprint Check Listing

Fiscal Year: 2023-2024

Criteria:

Bank Account: OPERATING ACCOUNT XX3970

From Date: 05/01/2024

To Date: 05/31/2024

From Check:

To Check:

From Voucher:

To Voucher:

Check Number	Date	Payee	Amount	Voucher	Status	Type	Cleared?	Clear Date	Void Date
73165	05/31/2024	MINNESOTA CHILD SUPPORT PAYMENT CENTER	\$520.00	1266	Printed	Payroll Ded	<input type="checkbox"/>		
73166	05/31/2024	STATE OF ALASKA-02310	\$52,974.34	1268	Printed	Payroll Ded	<input type="checkbox"/>		
73167	05/31/2024	STATE OF ALASKA-02310	\$78,549.50	1269	Printed	Payroll Ded	<input type="checkbox"/>		
Total Amount:			\$451,956.90						

End of Report

Petersburg School District

Non-Check Batch Listing

Fiscal Year: 2023-2024

Criteria:

Bank Account: OPERATING ACCOUNT XX3970

From Date: 05/01/2024

To Date: 05/31/2024

From Voucher:

To Voucher:

Account: XX3970

05/02/2024	BUSINESS CARD-00283	\$344.19	1251	Posted to G/L AP	<input type="checkbox"/>
05/02/2024	BUSINESS CARD-00283	\$698.83	1251	Posted to G/L AP	<input type="checkbox"/>
05/02/2024	BUSINESS CARD-00283	\$364.45	1251	Posted to G/L AP	<input type="checkbox"/>
05/02/2024	BUSINESS CARD-00283	\$425.05	1251	Posted to G/L AP	<input type="checkbox"/>
05/02/2024	BUSINESS CARD-00283	\$105.96	1251	Posted to G/L AP	<input type="checkbox"/>
05/02/2024	BUSINESS CARD-00283	\$1,309.79	1251	Posted to G/L AP	<input type="checkbox"/>
05/02/2024	BUSINESS CARD-00283	\$325.70	1251	Posted to G/L AP	<input type="checkbox"/>
05/02/2024	BUSINESS CARD-00283	\$11.20	1251	Posted to G/L AP	<input type="checkbox"/>
05/02/2024	BUSINESS CARD-00283	\$5,462.94	1251	Posted to G/L AP	<input type="checkbox"/>
05/02/2024	BUSINESS CARD-00283	\$2,965.20	1251	Posted to G/L AP	<input type="checkbox"/>
05/02/2024	BUSINESS CARD-00283	\$2,797.30	1251	Posted to G/L AP	<input type="checkbox"/>
05/02/2024	BUSINESS CARD-00283	\$2,407.73	1251	Posted to G/L AP	<input type="checkbox"/>
05/02/2024	BUSINESS CARD-00283	\$422.80	1251	Posted to G/L AP	<input type="checkbox"/>
05/02/2024	BUSINESS CARD-00283	\$1,260.44	1251	Posted to G/L AP	<input type="checkbox"/>
05/02/2024	BUSINESS CARD-00283	\$3,582.70	1251	Posted to G/L AP	<input type="checkbox"/>
05/02/2024	BUSINESS CARD-00283	\$162.85	1251	Posted to G/L AP	<input type="checkbox"/>
05/02/2024	BUSINESS CARD-00283	\$1,491.60	1251	Posted to G/L AP	<input type="checkbox"/>

Petersburg School District

Non-Check Batch Listing

Fiscal Year: 2023-2024

Criteria:

Bank Account: OPERATING ACCOUNT XX3970

From Date: 05/01/2024

To Date: 05/31/2024

From Voucher:

To Voucher:

05/02/2024	BUSINESS CARD-00283	\$1,528.20	1251	Posted to G/L AP	<input type="checkbox"/>
05/02/2024	BUSINESS CARD-00283	\$536.20	1251	Posted to G/L AP	<input type="checkbox"/>
05/02/2024	BUSINESS CARD-00283	\$670.80	1251	Posted to G/L AP	<input type="checkbox"/>
05/02/2024	BUSINESS CARD-00283	\$329.80	1251	Posted to G/L AP	<input type="checkbox"/>
05/02/2024	BUSINESS CARD-00283	\$11.20	1251	Posted to G/L AP	<input type="checkbox"/>
05/02/2024	BUSINESS CARD-00283	\$7,044.80	1251	Posted to G/L AP	<input type="checkbox"/>
05/02/2024	BUSINESS CARD-00283	\$303.70	1251	Posted to G/L AP	<input type="checkbox"/>
05/02/2024	BUSINESS CARD-00283	\$371.20	1251	Posted to G/L AP	<input type="checkbox"/>
05/02/2024	BUSINESS CARD-00283	\$440.30	1251	Posted to G/L AP	<input type="checkbox"/>
05/02/2024	BUSINESS CARD-00283	\$4,403.00	1251	Posted to G/L AP	<input type="checkbox"/>
05/02/2024	BUSINESS CARD-00283	\$139.87	1251	Posted to G/L AP	<input type="checkbox"/>
05/29/2024	PETERSBURG IGA	\$40.02	1252	Posted to G/L AP	<input type="checkbox"/>
05/29/2024	P-CARD PROGRAM-01850	\$2,942.30	1254	Posted to G/L AP	<input type="checkbox"/>
05/29/2024	PETERSBURG CHAMBER OF COMMERCE-01883	\$1,000.00	1254	Posted to G/L AP	<input type="checkbox"/>
05/29/2024	HAMMER & WIKAN-01038	\$6.49	1254	Posted to G/L AP	<input type="checkbox"/>
05/29/2024	P-CARD PROGRAM-01850	\$63.53	1254	Posted to G/L AP	<input type="checkbox"/>
05/29/2024	P-CARD PROGRAM-01850	\$142.17	1254	Posted to G/L AP	<input type="checkbox"/>
05/29/2024	P-CARD PROGRAM-01850	\$43.73	1254	Posted to G/L AP	<input type="checkbox"/>

Petersburg School District

Non-Check Batch Listing

Fiscal Year: 2023-2024

Criteria:

Bank Account: OPERATING ACCOUNT XX3970

From Date: 05/01/2024

To Date: 05/31/2024

From Voucher:

To Voucher:

05/29/2024	P-CARD PROGRAM-01850	\$130.28	1254	Posted to G/L AP	<input type="checkbox"/>
05/29/2024	P-CARD PROGRAM-01850	\$45.42	1254	Posted to G/L AP	<input type="checkbox"/>
05/29/2024	P-CARD PROGRAM-01850	\$627.20	1255	Posted to G/L AP	<input type="checkbox"/>
05/29/2024	P-CARD PROGRAM-01850	\$679.00	1256	Posted to G/L AP	<input type="checkbox"/>
05/29/2024	UNITED STATES POSTAL SERVICE-02544	\$22.65	1256	Posted to G/L AP	<input type="checkbox"/>
05/29/2024	P-CARD PROGRAM-01850	\$167.75	1256	Posted to G/L AP	<input type="checkbox"/>
05/29/2024	P-CARD PROGRAM-01850	\$149.49	1256	Posted to G/L AP	<input type="checkbox"/>
05/29/2024	P-CARD PROGRAM-01850	-\$228.24	1256	Posted to G/L AP	<input type="checkbox"/>
05/29/2024	P-CARD PROGRAM-01850	-\$228.24	1256	Posted to G/L AP	<input type="checkbox"/>
05/29/2024	HAMMER & WIKAN-01038	\$294.17	1256	Posted to G/L AP	<input type="checkbox"/>
05/29/2024	HAMMER & WIKAN-01038	\$74.45	1256	Posted to G/L AP	<input type="checkbox"/>
05/29/2024	AMAZON.COM-00164	\$304.50	1256	Posted to G/L AP	<input type="checkbox"/>
05/29/2024	AMAZON.COM-00164	\$107.25	1256	Posted to G/L AP	<input type="checkbox"/>
05/29/2024	AMAZON.COM-00164	\$47.52	1256	Posted to G/L AP	<input type="checkbox"/>
05/29/2024	P-CARD PROGRAM-01850	\$350.00	1257	Posted to G/L AP	<input type="checkbox"/>
05/29/2024	P-CARD PROGRAM-01850	\$239.88	1257	Posted to G/L AP	<input type="checkbox"/>
05/29/2024	P-CARD PROGRAM-01850	\$111.82	1257	Posted to G/L AP	<input type="checkbox"/>
05/29/2024	P-CARD PROGRAM-01850	\$12.30	1257	Posted to G/L AP	<input type="checkbox"/>

Petersburg School District

Non-Check Batch Listing

Fiscal Year: 2023-2024

Criteria:

Bank Account: OPERATING ACCOUNT XX3970

From Date: 05/01/2024

To Date: 05/31/2024

From Voucher:

To Voucher:

Date	Description	Amount	Check No.	Posted	Account	Batch
05/29/2024	P-CARD PROGRAM-01850	\$13.45	1257	Posted to G/L	AP	<input type="checkbox"/>
05/29/2024	P-CARD PROGRAM-01850	\$12.30	1257	Posted to G/L	AP	<input type="checkbox"/>
05/29/2024	P-CARD PROGRAM-01850	\$12.30	1257	Posted to G/L	AP	<input type="checkbox"/>
05/29/2024	P-CARD PROGRAM-01850	\$19.15	1257	Posted to G/L	AP	<input type="checkbox"/>
05/29/2024	P-CARD PROGRAM-01850	\$95.00	1257	Posted to G/L	AP	<input type="checkbox"/>
05/29/2024	P-CARD PROGRAM-01850	\$98.00	1257	Posted to G/L	AP	<input type="checkbox"/>
05/29/2024	CDW GOVERNMENT	\$2,843.20	1257	Posted to G/L	AP	<input type="checkbox"/>
05/08/2024	REVTRAK INC.-02052	\$19.95	1258	Posted to G/L	AP	<input type="checkbox"/>
05/08/2024	REVTRAK INC.-02052	\$237.07	1258	Posted to G/L	AP	<input type="checkbox"/>
05/08/2024	FIRST BANK-00894	\$5.00	1258	Posted to G/L	AP	<input type="checkbox"/>
05/29/2024	J.W. PEPPER & SON, INC.-01192	\$29.99	1261	Posted to G/L	AP	<input type="checkbox"/>
05/29/2024	J.W. PEPPER & SON, INC.-01192	\$591.68	1261	Posted to G/L	AP	<input type="checkbox"/>
05/29/2024	J.W. PEPPER & SON, INC.-01192	\$45.00	1261	Posted to G/L	AP	<input type="checkbox"/>
05/29/2024	J.W. PEPPER & SON, INC.-01192	\$201.91	1261	Posted to G/L	AP	<input type="checkbox"/>
05/29/2024	P-CARD PROGRAM-01850	\$219.99	1261	Posted to G/L	AP	<input type="checkbox"/>
05/29/2024	P-CARD PROGRAM-01850	\$63.60	1261	Posted to G/L	AP	<input type="checkbox"/>
05/29/2024	P-CARD PROGRAM-01850	-\$158.00	1261	Posted to G/L	AP	<input type="checkbox"/>
05/29/2024	P-CARD PROGRAM-01850	-\$39.50	1261	Posted to G/L	AP	<input type="checkbox"/>

Petersburg School District

Non-Check Batch Listing

Fiscal Year: 2023-2024

Criteria:

Bank Account: OPERATING ACCOUNT XX3970

From Date: 05/01/2024

To Date: 05/31/2024

From Voucher:

To Voucher:

Date	Description	Amount	Account	Status	Checkmark
05/29/2024	P-CARD PROGRAM-01850	\$856.96	1261	Posted to G/L AP	<input type="checkbox"/>
05/29/2024	P-CARD PROGRAM-01850	\$514.17	1261	Posted to G/L AP	<input type="checkbox"/>
05/29/2024	P-CARD PROGRAM-01850	\$2,751.80	1261	Posted to G/L AP	<input type="checkbox"/>
05/29/2024	P-CARD PROGRAM-01850	\$380.86	1261	Posted to G/L AP	<input type="checkbox"/>
05/29/2024	RAINBOW RESOURCE CENTER	\$1,065.20	1261	Posted to G/L AP	<input type="checkbox"/>
05/29/2024	P-CARD PROGRAM-01850	\$10.95	1261	Posted to G/L AP	<input type="checkbox"/>
05/29/2024	P-CARD PROGRAM-01850	\$461.84	1261	Posted to G/L AP	<input type="checkbox"/>
05/29/2024	P-CARD PROGRAM-01850	\$1,344.00	1261	Posted to G/L AP	<input type="checkbox"/>
05/29/2024	P-CARD PROGRAM-01850	\$4,387.49	1261	Posted to G/L AP	<input type="checkbox"/>
05/29/2024	P-CARD PROGRAM-01850	\$3,200.00	1262	Posted to G/L AP	<input type="checkbox"/>
05/29/2024	P-CARD PROGRAM-01850	\$77.94	1262	Posted to G/L AP	<input type="checkbox"/>
05/29/2024	P-CARD PROGRAM-01850	\$2,233.30	1262	Posted to G/L AP	<input type="checkbox"/>
05/29/2024	TIDES INN-02478	\$450.00	1262	Posted to G/L AP	<input type="checkbox"/>
05/29/2024	TIDES INN-02478	\$660.00	1262	Posted to G/L AP	<input type="checkbox"/>
05/29/2024	PETERSBURG IGA	\$32.38	1262	Posted to G/L AP	<input type="checkbox"/>
05/29/2024	P-CARD PROGRAM-01850	\$150.00	1262	Posted to G/L AP	<input type="checkbox"/>
05/29/2024	P-CARD PROGRAM-01850	\$300.00	1262	Posted to G/L AP	<input type="checkbox"/>
05/29/2024	P-CARD PROGRAM-01850	\$446.70	1262	Posted to G/L AP	<input type="checkbox"/>

Petersburg School District

Non-Check Batch Listing

Fiscal Year: 2023-2024

Criteria:

Bank Account: OPERATING ACCOUNT XX3970

From Date: 05/01/2024

To Date: 05/31/2024

From Voucher:

To Voucher:

Date	Description	Amount	Check No	Posted	Account	Batch
05/29/2024	HAMMER & WIKAN-01038	\$63.16	1262	Posted to G/L	AP	<input type="checkbox"/>
05/29/2024	P-CARD PROGRAM-01850	\$320.00	1262	Posted to G/L	AP	<input type="checkbox"/>
05/29/2024	P-CARD PROGRAM-01850	\$324.00	1262	Posted to G/L	AP	<input type="checkbox"/>
05/29/2024	P-CARD PROGRAM-01850	\$740.00	1262	Posted to G/L	AP	<input type="checkbox"/>
05/29/2024	PAPA BEAR'S PIZZA-01819	\$94.25	1262	Posted to G/L	AP	<input type="checkbox"/>
05/29/2024	HAMMER & WIKAN-01038	\$44.48	1262	Posted to G/L	AP	<input type="checkbox"/>
05/29/2024	HAMMER & WIKAN-01038	\$107.94	1262	Posted to G/L	AP	<input type="checkbox"/>
05/29/2024	BREAKAWAY ADVENTURES LLC.-00392	\$1,600.00	1262	Posted to G/L	AP	<input type="checkbox"/>
05/31/2024	FIRST BANK-00894	\$467,733.11	1265	Posted to G/L	PR	<input type="checkbox"/>
05/31/2024	FIRST BANK-00894	\$725.00	1265	Posted to G/L	PR	<input type="checkbox"/>
05/31/2024	EFTPS-00804	\$46,032.99	1267	Posted to G/L	PR	<input type="checkbox"/>
05/31/2024	EFTPS-00804	\$1,375.91	1267	Posted to G/L	PR	<input type="checkbox"/>
05/31/2024	EFTPS-00804	\$8,622.82	1267	Posted to G/L	PR	<input type="checkbox"/>
05/31/2024	EFTPS-00804	\$1,375.91	1267	Posted to G/L	PR	<input type="checkbox"/>
05/31/2024	EFTPS-00804	\$8,622.82	1267	Posted to G/L	PR	<input type="checkbox"/>
05/29/2024	AMAZON.COM-00164	\$197.99	1270	Posted to G/L	AP	<input type="checkbox"/>
05/29/2024	AMAZON.COM-00164	\$44.39	1270	Posted to G/L	AP	<input type="checkbox"/>

Petersburg School District

Non-Check Batch Listing

Fiscal Year: 2023-2024

Criteria:

Bank Account: OPERATING ACCOUNT XX3970

From Date: 05/01/2024

To Date: 05/31/2024

From Voucher:

To Voucher:

05/29/2024	AMAZON.COM-00164	\$33.97	1270	Posted to G/L AP	<input type="checkbox"/>
05/29/2024	AMAZON.COM-00164	\$29.49	1270	Posted to G/L AP	<input type="checkbox"/>
05/29/2024	AMAZON.COM-00164	\$243.69	1270	Posted to G/L AP	<input type="checkbox"/>
05/29/2024	AMAZON.COM-00164	\$169.90	1270	Posted to G/L AP	<input type="checkbox"/>
05/29/2024	AMAZON.COM-00164	\$0.58	1270	Posted to G/L AP	<input type="checkbox"/>
05/29/2024	AMAZON.COM-00164	\$72.95	1270	Posted to G/L AP	<input type="checkbox"/>
05/29/2024	AMAZON.COM-00164	\$88.45	1270	Posted to G/L AP	<input type="checkbox"/>
05/29/2024	HAMMER & WIKAN-01038	\$229.07	1270	Posted to G/L AP	<input type="checkbox"/>
05/29/2024	HAMMER & WIKAN-01038	\$275.47	1270	Posted to G/L AP	<input type="checkbox"/>
05/29/2024	HAMMER & WIKAN-01038	\$87.42	1270	Posted to G/L AP	<input type="checkbox"/>
05/29/2024	HAMMER & WIKAN-01038	\$29.43	1270	Posted to G/L AP	<input type="checkbox"/>
05/29/2024	HAMMER & WIKAN-01038	\$209.22	1270	Posted to G/L AP	<input type="checkbox"/>
05/29/2024	HAMMER & WIKAN-01038	\$101.51	1270	Posted to G/L AP	<input type="checkbox"/>
05/29/2024	HAMMER & WIKAN-01038	\$31.52	1270	Posted to G/L AP	<input type="checkbox"/>
05/29/2024	HAMMER & WIKAN-01038	\$15.75	1270	Posted to G/L AP	<input type="checkbox"/>
05/29/2024	HAMMER & WIKAN-01038	\$130.97	1270	Posted to G/L AP	<input type="checkbox"/>
05/29/2024	P-CARD PROGRAM-01850	\$92.60	1270	Posted to G/L AP	<input type="checkbox"/>
05/29/2024	PETERSBURG IGA	\$9.99	1270	Posted to G/L AP	<input type="checkbox"/>

Petersburg School District

Non-Check Batch Listing

Fiscal Year: 2023-2024

Criteria:

Bank Account: OPERATING ACCOUNT XX3970

From Date: 05/01/2024

To Date: 05/31/2024

From Voucher:

To Voucher:

05/29/2024	PETERSBURG IGA	\$38.46	1270	Posted to G/L AP	<input type="checkbox"/>
05/29/2024	PETERSBURG IGA	\$44.55	1270	Posted to G/L AP	<input type="checkbox"/>
05/29/2024	P-CARD PROGRAM-01850	\$21.99	1270	Posted to G/L AP	<input type="checkbox"/>
05/29/2024	P-CARD PROGRAM-01850	\$11.98	1270	Posted to G/L AP	<input type="checkbox"/>
05/29/2024	P-CARD PROGRAM-01850	\$90.00	1270	Posted to G/L AP	<input type="checkbox"/>
05/29/2024	P-CARD PROGRAM-01850	\$9.07	1270	Posted to G/L AP	<input type="checkbox"/>
05/29/2024	P-CARD PROGRAM-01850	\$78.30	1270	Posted to G/L AP	<input type="checkbox"/>
05/29/2024	P-CARD PROGRAM-01850	\$150.00	1270	Posted to G/L AP	<input type="checkbox"/>
05/29/2024	P-CARD PROGRAM-01850	\$18.59	1270	Posted to G/L AP	<input type="checkbox"/>
05/29/2024	P-CARD PROGRAM-01850	\$52.18	1270	Posted to G/L AP	<input type="checkbox"/>
05/29/2024	P-CARD PROGRAM-01850	\$13.98	1270	Posted to G/L AP	<input type="checkbox"/>
05/29/2024	P-CARD PROGRAM-01850	\$11.38	1270	Posted to G/L AP	<input type="checkbox"/>
05/29/2024	P-CARD PROGRAM-01850	\$29.98	1270	Posted to G/L AP	<input type="checkbox"/>
05/29/2024	P-CARD PROGRAM-01850	\$182.14	1270	Posted to G/L AP	<input type="checkbox"/>
05/29/2024	BLOMSTER HUS	\$295.00	1270	Posted to G/L AP	<input type="checkbox"/>
05/29/2024	PETERSBURG IGA	\$2.29	1270	Posted to G/L AP	<input type="checkbox"/>
05/29/2024	PETERSBURG IGA	\$16.23	1270	Posted to G/L AP	<input type="checkbox"/>
05/29/2024	PETERSBURG IGA	\$17.37	1270	Posted to G/L AP	<input type="checkbox"/>

Petersburg School District

Non-Check Batch Listing

Fiscal Year: 2023-2024

Criteria:

Bank Account: OPERATING ACCOUNT XX3970

From Date: 05/01/2024

To Date: 05/31/2024

From Voucher:

To Voucher:

05/29/2024	PETERSBURG IGA	\$8.86	1270	Posted to G/L AP	<input type="checkbox"/>
05/29/2024	PETERSBURG IGA	\$12.17	1270	Posted to G/L AP	<input type="checkbox"/>
05/29/2024	PETERSBURG IGA	\$11.44	1270	Posted to G/L AP	<input type="checkbox"/>
05/29/2024	HIGH TIDE ENTERPRISE, LLC	\$157.49	1272	Posted to G/L AP	<input type="checkbox"/>
05/29/2024	HIGH TIDE ENTERPRISE, LLC	\$4.99	1272	Posted to G/L AP	<input type="checkbox"/>
05/29/2024	HIGH TIDE ENTERPRISE, LLC	\$719.99	1272	Posted to G/L AP	<input type="checkbox"/>
05/29/2024	P-CARD PROGRAM-01850	\$86.23	1272	Posted to G/L AP	<input type="checkbox"/>
05/29/2024	P-CARD PROGRAM-01850	\$1,123.08	1272	Posted to G/L AP	<input type="checkbox"/>
05/29/2024	P-CARD PROGRAM-01850	\$50.98	1272	Posted to G/L AP	<input type="checkbox"/>
05/29/2024	P-CARD PROGRAM-01850	\$113.50	1272	Posted to G/L AP	<input type="checkbox"/>
05/29/2024	P-CARD PROGRAM-01850	\$45.97	1272	Posted to G/L AP	<input type="checkbox"/>
05/29/2024	P-CARD PROGRAM-01850	\$82.96	1272	Posted to G/L AP	<input type="checkbox"/>
05/29/2024	P-CARD PROGRAM-01850	\$100.13	1272	Posted to G/L AP	<input type="checkbox"/>
05/29/2024	P-CARD PROGRAM-01850	\$189.98	1272	Posted to G/L AP	<input type="checkbox"/>
05/29/2024	P-CARD PROGRAM-01850	\$21.96	1272	Posted to G/L AP	<input type="checkbox"/>
05/29/2024	P-CARD PROGRAM-01850	\$46.98	1272	Posted to G/L AP	<input type="checkbox"/>
05/29/2024	HAMMER & WIKAN-01038	\$309.99	1272	Posted to G/L AP	<input type="checkbox"/>
05/29/2024	P-CARD PROGRAM-01850	\$12.28	1272	Posted to G/L AP	<input type="checkbox"/>

Petersburg School District

Non-Check Batch Listing

Fiscal Year: 2023-2024

Criteria:

Bank Account: OPERATING ACCOUNT XX3970

From Date: 05/01/2024

To Date: 05/31/2024

From Voucher:

To Voucher:

05/29/2024	P-CARD PROGRAM-01850	\$187.45	1272	Posted to G/L AP	<input type="checkbox"/>
05/29/2024	P-CARD PROGRAM-01850	\$101.97	1272	Posted to G/L AP	<input type="checkbox"/>
05/29/2024	P-CARD PROGRAM-01850	\$146.77	1272	Posted to G/L AP	<input type="checkbox"/>
05/29/2024	AMAZON.COM-00164	\$279.12	1272	Posted to G/L AP	<input type="checkbox"/>
05/29/2024	AMAZON.COM-00164	\$512.70	1272	Posted to G/L AP	<input type="checkbox"/>
05/29/2024	AMAZON.COM-00164	\$767.37	1278	Posted to G/L AP	<input type="checkbox"/>
05/29/2024	AMAZON.COM-00164	\$12.17	1278	Posted to G/L AP	<input type="checkbox"/>
05/29/2024	AMAZON.COM-00164	\$144.12	1278	Posted to G/L AP	<input type="checkbox"/>
05/29/2024	ALASKA POWER & TELEPHONE-00125	\$109.19	1278	Posted to G/L AP	<input type="checkbox"/>
05/29/2024	ALASKA POWER & TELEPHONE-00125	\$57.35	1278	Posted to G/L AP	<input type="checkbox"/>
05/29/2024	ALASKA POWER & TELEPHONE-00125	\$57.35	1278	Posted to G/L AP	<input type="checkbox"/>
05/29/2024	ALASKA POWER & TELEPHONE-00125	\$109.19	1278	Posted to G/L AP	<input type="checkbox"/>
05/29/2024	AMAZON.COM-00164	\$389.91	1278	Posted to G/L AP	<input type="checkbox"/>
05/29/2024	AMAZON.COM-00164	\$111.26	1278	Posted to G/L AP	<input type="checkbox"/>
05/29/2024	AMAZON.COM-00164	\$455.27	1278	Posted to G/L AP	<input type="checkbox"/>
05/29/2024	AMAZON.COM-00164	\$282.44	1278	Posted to G/L AP	<input type="checkbox"/>
05/29/2024	AMAZON.COM-00164	\$21.75	1278	Posted to G/L AP	<input type="checkbox"/>

Petersburg School District

Non-Check Batch Listing

Fiscal Year: 2023-2024

Criteria:

Bank Account: OPERATING ACCOUNT XX3970

From Date: 05/01/2024

To Date: 05/31/2024

From Voucher:

To Voucher:

05/29/2024	AMAZON.COM-00164	\$9.41	1278	Posted to G/L AP	<input type="checkbox"/>
05/29/2024	AMAZON.COM-00164	\$6.15	1278	Posted to G/L AP	<input type="checkbox"/>
05/29/2024	AMAZON.COM-00164	\$6.15	1278	Posted to G/L AP	<input type="checkbox"/>
05/29/2024	AMAZON.COM-00164	\$6.15	1278	Posted to G/L AP	<input type="checkbox"/>
05/29/2024	AMAZON.COM-00164	\$786.00	1278	Posted to G/L AP	<input type="checkbox"/>
05/29/2024	AMAZON.COM-00164	-\$24.23	1278	Posted to G/L AP	<input type="checkbox"/>
05/29/2024	AMAZON.COM-00164	\$26.99	1278	Posted to G/L AP	<input type="checkbox"/>
05/29/2024	AMAZON.COM-00164	\$41.68	1278	Posted to G/L AP	<input type="checkbox"/>
05/29/2024	AMAZON.COM-00164	-\$23.12	1278	Posted to G/L AP	<input type="checkbox"/>
05/29/2024	AMAZON.COM-00164	\$350.30	1278	Posted to G/L AP	<input type="checkbox"/>
05/29/2024	AMAZON.COM-00164	\$46.79	1278	Posted to G/L AP	<input type="checkbox"/>
05/29/2024	AMAZON.COM-00164	\$54.98	1278	Posted to G/L AP	<input type="checkbox"/>
05/29/2024	AMAZON.COM-00164	\$80.89	1278	Posted to G/L AP	<input type="checkbox"/>
05/29/2024	AMAZON.COM-00164	\$154.03	1278	Posted to G/L AP	<input type="checkbox"/>
05/29/2024	AMAZON.COM-00164	\$12.07	1278	Posted to G/L AP	<input type="checkbox"/>
05/29/2024	AMAZON.COM-00164	\$157.50	1278	Posted to G/L AP	<input type="checkbox"/>
05/29/2024	AMAZON.COM-00164	\$146.08	1278	Posted to G/L AP	<input type="checkbox"/>
05/29/2024	AMAZON.COM-00164	\$481.87	1278	Posted to G/L AP	<input type="checkbox"/>

Petersburg School District

Non-Check Batch Listing

Fiscal Year: 2023-2024

Criteria:

Bank Account: OPERATING ACCOUNT XX3970

From Date: 05/01/2024

To Date: 05/31/2024

From Voucher:

To Voucher:

05/29/2024	AMAZON.COM-00164	\$511.48	1278	Posted to G/L AP	<input type="checkbox"/>
05/29/2024	AMAZON.COM-00164	-\$79.33	1278	Posted to G/L AP	<input type="checkbox"/>
05/29/2024	AMAZON.COM-00164	\$6.41	1278	Posted to G/L AP	<input type="checkbox"/>
05/29/2024	AMAZON.COM-00164	-\$4.63	1278	Posted to G/L AP	<input type="checkbox"/>
05/29/2024	AMAZON.COM-00164	-\$1.97	1278	Posted to G/L AP	<input type="checkbox"/>
05/29/2024	AMAZON.COM-00164	-\$29.53	1278	Posted to G/L AP	<input type="checkbox"/>
05/29/2024	AMAZON.COM-00164	-\$7.74	1278	Posted to G/L AP	<input type="checkbox"/>
05/29/2024	AMAZON.COM-00164	\$138.95	1278	Posted to G/L AP	<input type="checkbox"/>
05/29/2024	AMAZON.COM-00164	\$79.49	1278	Posted to G/L AP	<input type="checkbox"/>
05/29/2024	AMAZON.COM-00164	\$148.54	1278	Posted to G/L AP	<input type="checkbox"/>
05/29/2024	AMAZON.COM-00164	\$15.70	1278	Posted to G/L AP	<input type="checkbox"/>
05/29/2024	AMAZON.COM-00164	\$157.64	1278	Posted to G/L AP	<input type="checkbox"/>
05/29/2024	AMAZON.COM-00164	\$206.25	1278	Posted to G/L AP	<input type="checkbox"/>
05/29/2024	AMAZON.COM-00164	\$270.06	1278	Posted to G/L AP	<input type="checkbox"/>
05/29/2024	AMAZON.COM-00164	-\$39.15	1278	Posted to G/L AP	<input type="checkbox"/>
05/29/2024	AMAZON.COM-00164	\$9.68	1278	Posted to G/L AP	<input type="checkbox"/>
05/29/2024	AMAZON.COM-00164	\$453.37	1278	Posted to G/L AP	<input type="checkbox"/>
05/29/2024	AMAZON.COM-00164	\$45.76	1278	Posted to G/L AP	<input type="checkbox"/>

Petersburg School District

Non-Check Batch Listing

Fiscal Year: 2023-2024

Criteria:

Bank Account: OPERATING ACCOUNT XX3970

From Date: 05/01/2024

To Date: 05/31/2024

From Voucher:

To Voucher:

05/29/2024	AMAZON.COM-00164	\$100.71	1278	Posted to G/L AP	<input type="checkbox"/>
05/29/2024	AMAZON.COM-00164	\$52.12	1278	Posted to G/L AP	<input type="checkbox"/>
05/29/2024	AMAZON.COM-00164	\$48.99	1278	Posted to G/L AP	<input type="checkbox"/>
05/29/2024	AMAZON.COM-00164	\$57.96	1278	Posted to G/L AP	<input type="checkbox"/>
05/29/2024	AMAZON.COM-00164	\$123.94	1278	Posted to G/L AP	<input type="checkbox"/>
05/29/2024	AMAZON.COM-00164	\$138.48	1278	Posted to G/L AP	<input type="checkbox"/>
05/29/2024	AMAZON.COM-00164	\$56.47	1278	Posted to G/L AP	<input type="checkbox"/>
05/29/2024	BSN SPORTS LLC	\$116.40	1278	Posted to G/L AP	<input type="checkbox"/>
05/29/2024	HAMMER & WIKAN-01038	\$187.95	1278	Posted to G/L AP	<input type="checkbox"/>
05/29/2024	P-CARD PROGRAM-01850	\$8.00	1278	Posted to G/L AP	<input type="checkbox"/>
05/29/2024	P-CARD PROGRAM-01850	\$258.96	1278	Posted to G/L AP	<input type="checkbox"/>
05/29/2024	STEVE WEISS MUSIC INC.	\$101.56	1278	Posted to G/L AP	<input type="checkbox"/>
05/29/2024	STEVE WEISS MUSIC INC.	\$3,000.00	1278	Posted to G/L AP	<input type="checkbox"/>
05/29/2024	PETERSBURG BOROUGH-01881	\$2,885.89	1278	Posted to G/L AP	<input type="checkbox"/>
05/29/2024	PETERSBURG BOROUGH-01881	\$4,238.65	1278	Posted to G/L AP	<input type="checkbox"/>
05/29/2024	PETERSBURG BOROUGH-01881	\$25,371.84	1278	Posted to G/L AP	<input type="checkbox"/>
05/29/2024	PETERSBURG BOROUGH-01881	\$332.88	1278	Posted to G/L AP	<input type="checkbox"/>
05/29/2024	PETERSBURG REXALL DRUG-01898	\$357.32	1278	Posted to G/L AP	<input type="checkbox"/>

Petersburg School District

Non-Check Batch Listing

Fiscal Year: 2023-2024

Criteria:

Bank Account: OPERATING ACCOUNT XX3970

From Date: 05/01/2024

To Date: 05/31/2024

From Voucher:

To Voucher:

05/29/2024	PETRO MARINE SERVICES-01909	\$28,773.79	1278	Posted to G/L AP	<input type="checkbox"/>
05/29/2024	P-CARD PROGRAM-01850	\$3,433.05	1278	Posted to G/L AP	<input type="checkbox"/>
05/29/2024	P-CARD PROGRAM-01850	\$2,442.30	1278	Posted to G/L AP	<input type="checkbox"/>

Total for Fund: 234 Total Amount: \$694,789.45

Total Amount: \$694,789.45

End of Report

Petersburg School District

Student Activities Summary Report

Fiscal Year: 2023-2024

From: 5/1/2024

To: 5/31/2024

Print Detail

Page Break by Activity

Exclude Encumbrances

Reverse Signs

Subtotal By Journal

	Range Beg. Balance	Range Revenue	Range Expenditures	Balance	Encumbrances	Available Balance
710.100.100.422.830 HS ART FUND BALANCE	344.63	.00	.00	344.63	.00	344.63
710.100.100.423.830 HS JEWELRY FUND BALANCE	1,643.05	212.00	.00	1,855.05	.00	1,855.05
710.100.160.450.830 HS CULINARY ARTS FUND BALANCE	451.41	.00	.00	451.41	.00	451.41
710.100.200.475.830 HS SPED ACTIVITIES FUND BALANCE	2,885.48	.00	(194.29)	2,691.19	55.81	2,747.00
710.100.350.402.830 HS MATH FUND BALANCE	603.40	.00	.00	603.40	.00	603.40
710.100.350.415.830 HS LIBRARY FUND BALANCE	1,926.27	.00	.00	1,926.27	.00	1,926.27
710.100.350.418.830 HS GLACIER SURVEY FUND BALANCE	941.22	.00	.00	941.22	.00	941.22
710.100.350.460.830 HS SHOP FUND BALANCE	12,850.41	852.00	.00	13,702.41	.00	13,702.41
710.100.350.480.830 HS TESTING FEES FUND BALANCE	942.20	628.00	.00	1,570.20	.00	1,570.20
710.100.350.620.830 NATURAL HELPERS/GREEN DOT FUND BALANCE	1,227.91	.00	.00	1,227.91	.00	1,227.91
710.100.350.865.830 NATIONAL HONOR SOCIETY FUND BALANCE	54.86	.00	.00	54.86	.00	54.86
710.100.350.875.830 MARK FOSSE AWARD FUND BALANCE	193.60	.00	.00	193.60	.00	193.60
710.100.400.410.830 HS PRINCIPALS FUND BALANCE	1,374.11	33.15	(1,600.00)	(192.74)	.00	(192.74)
710.100.700.408.830 HS MUSIC FUND BALANCE	4,085.16	7,622.00	(1,671.25)	10,035.91	(300.00)	9,735.91
710.100.700.409.830 HS JAZZ BAND FUND BALANCE	315.41	.00	.00	315.41	.00	315.41
710.100.700.414.830 HS DDF FUND BALANCE	375.80	.00	.00	375.80	.00	375.80
710.100.700.424.830 HS YEARBOOK FUND BALANCE	1,927.69	15.00	(3,433.05)	(1,490.36)	.00	(1,490.36)
710.100.700.610.830 CLOSE UP FUND BALANCE	7,724.52	.00	.00	7,724.52	.00	7,724.52
710.100.700.625.830 TSUMANI BOWL FUND BALANCE	1,951.27	.00	.00	1,951.27	.00	1,951.27
710.100.700.710.830 HS CROSS COUNTRY FUND BALANCE	(1,242.97)	340.00	.00	(902.97)	.00	(902.97)

Petersburg School District

Student Activities Summary Report

Fiscal Year: 2023-2024

From: 5/1/2024

To: 5/31/2024

Print Detail

Page Break by Activity

Exclude Encumbrances

Reverse Signs

Subtotal By Journal

	Range Beg. Balance	Range Revenue	Range Expenditures	Balance	Encumbrances	Available Balance
710.100.700.715.830 HS SWIM/DIVE TEAM FUND BALANCE	(241.07)	.00	.00	(241.07)	.00	(241.07)
710.100.700.720.830 HS VOLLEYBALL FUND BALANCE	727.31	140.00	.00	867.31	.00	867.31
710.100.700.725.830 HS WRESTLING FUND BALANCE	(609.97)	442.00	.00	(167.97)	.00	(167.97)
710.100.700.730.830 HS BOYS BASKETBALL FUND BALANCE	(13,548.41)	14,346.35	(6,519.04)	(5,721.10)	(500.00)	(6,221.10)
710.100.700.735.830 HS GIRLS BASKETBALL FUND BALANCE	(7,294.73)	3,624.00	(201.65)	(3,872.38)	.00	(3,872.38)
710.100.700.740.830 HS CHEERLEADING FUND BALANCE	1,551.52	110.00	(691.20)	970.32	.00	970.32
710.100.700.745.830 HS TRACK FUND BALANCE	(251.48)	1,533.38	(2,303.30)	(1,021.40)	(3,094.30)	(4,115.70)
710.100.700.746.830 TRACK FACILITIES FUND BALANCE	1,958.28	.00	.00	1,958.28	.00	1,958.28
710.100.700.750.830 HS BASEBALL FUND BALANCE	(3,536.43)	8,707.00	(140.00)	5,030.57	.00	5,030.57
710.100.700.751.830 BASEBALL FIELD FUND BALANCE	251.00	.00	.00	251.00	.00	251.00
710.100.700.760.830 HS ESPORTS FUND BALANCE	.00	.00	.00	.00	.00	.00
710.100.700.765.830 HS SOFTBALL FUND BALANCE	440.52	.00	.00	440.52	.00	440.52
710.100.700.785.830 REGION V TOURNAMENTS FUND BALANCE	(8,955.98)	942.00	(1,461.53)	(9,475.51)	.00	(9,475.51)
710.100.700.810.830 VIKING STORE - ACTIVITIES FUND BALANCE	456.23	80.00	.00	536.23	.00	536.23
710.100.700.820.830 SECONDARY ACTIVITIES DONATIONS FUND BALANCE	7,883.82	160.00	.00	8,043.82	.00	8,043.82
710.100.700.825.830 STUDENT GOVERNMENT FUND BALANCE	7,500.32	30.00	(52.72)	7,477.60	.00	7,477.60
710.100.700.835.830 HS SCHOOL WIDE PLAY FUND BALANCE	3,950.24	.00	.00	3,950.24	.00	3,950.24
710.100.700.840.830 HS ARTFEST FUND BALANCE	(10.11)	840.00	.00	829.89	.00	829.89
710.100.700.921.830 CLASS OF 2021 FUND BALANCE	583.18	.00	.00	583.18	.00	583.18

Petersburg School District

Student Activities Summary Report

Fiscal Year: 2023-2024

From: 5/1/2024

To: 5/31/2024

Print Detail

Page Break by Activity

Exclude Encumbrances

Reverse Signs

Subtotal By Journal

	Range Beg. Balance	Range Revenue	Range Expenditures	Balance	Encumbrances	Available Balance
710.100.700.922.830 CLASS OF 2022 FUND BALANCE	952.90	.00	.00	952.90	.00	952.90
710.100.700.923.830 CLASS OF 2023 FUND BALANCE	1,002.41	.00	.00	1,002.41	.00	1,002.41
710.100.700.924.830 CLASS OF 2024 FUND BALANCE	1,971.47	563.00	(17.67)	2,516.80	(775.00)	1,741.80
710.100.700.925.830 CLASS OF 2025 FUND BALANCE	2,705.42	1,300.00	(1,310.48)	2,694.94	435.48	3,130.42
710.100.700.926.830 CLASS OF 2026 FUND BALANCE	3,250.50	.00	(80.34)	3,170.16	60.00	3,230.16
710.100.700.927.830 CLASS OF 2027 FUND BALANCE	20.65	386.00	.00	406.65	.36	407.01
710.200.350.408.830 MS MUSIC FUND BALANCE	107.55	.00	.00	107.55	.00	107.55
710.200.350.865.830 NATIONAL HONOR SOCIETY - JUNIOR FUND BALANCE	848.31	.00	.00	848.31	.00	848.31
710.200.400.410.830 MS PRINCIPALS FUND BALANCE	125.07	.00	.00	125.07	.00	125.07
710.200.700.419.830 MS ROBOTICS FUND BALANCE	3,283.26	.00	.00	3,283.26	.00	3,283.26
710.200.700.424.830 MS YEARBOOK FUND BALANCE	2,557.26	.00	(2,442.30)	114.96	.00	114.96
710.200.700.710.830 MS CROSS COUNTRY FUND BALANCE	50.00	.00	.00	50.00	.00	50.00
710.200.700.740.830 MS CHEERLEADING FUND BALANCE	389.59	.00	.00	389.59	.00	389.59
710.200.700.755.830 MS NYO FUND BALANCE	465.68	.00	.00	465.68	.00	465.68
710.200.700.780.830 MS ACTIVITIES & TOURNAMENTS FUND BALANCE	.98	.00	.00	.98	.00	.98
710.200.700.825.830 MS STUDENT GOVERNMENT FUND BALANCE	3,773.26	10.00	(1,012.15)	2,771.11	.00	2,771.11
710.200.700.850.830 MS BAKING CLUB FUND BALANCE	188.57	240.00	(85.82)	342.75	85.82	428.57
710.300.200.475.830 ES SPED ACTIVITIES FUND BALANCE	308.00	.00	.00	308.00	.00	308.00
710.300.350.615.830 ES STIKINE RIVER TRIP FUND BALANCE	8,806.73	2,566.00	(3,675.00)	7,697.73	3,675.00	11,372.73
710.300.700.424.830 ES YEARBOOK FUND BALANCE	3,087.09	600.00	(627.20)	3,059.89	.00	3,059.89

Petersburg School District

Student Activities Summary Report

Fiscal Year: 2023-2024

From: 5/1/2024

To: 5/31/2024

Print Detail

Page Break by Activity

Exclude Encumbrances

Reverse Signs

Subtotal By Journal

	Range Beg. Balance	Range Revenue	Range Expenditures	Balance	Encumbrances	Available Balance
710.300.700.815.830 ES SCHOOL STORE & CLUBS FUND BALANCE	1,271.18	.00	.00	1,271.18	.00	1,271.18
710.300.700.825.830 ES STUDENT GOVERNMENT FUND BALANCE	272.31	.00	.00	272.31	.00	272.31
710.300.700.860.830 ES EARTH CLUB FUND BALANCE	58.00	.00	.00	58.00	.00	58.00
710.500.200.470.830 SPED MEMORIAL ACCOUNT FUND BALANCE	10,000.50	.00	.00	10,000.50	.00	10,000.50
710.500.700.600.830 CONCESSIONS FUND BALANCE	1,924.56	.00	.00	1,924.56	.00	1,924.56
710.500.700.665.830 STUDENT BASIC NEEDS SUPPORT FUND BALANCE	2,604.00	.00	.00	2,604.00	.00	2,604.00
710.500.700.670.830 STEREO REPAIR/REPLACEMENT FUND BALANCE	906.59	.00	.00	906.59	.00	906.59
710.500.700.675.830 PIXELLOT ADVERTISEMENTS FUND BALANCE	4,086.95	.00	.00	4,086.95	(90.24)	3,996.71
710.500.700.700.830 ACTIVITY DIRECTOR FUND BALANCE	(897.14)	.00	881.40	(15.74)	.00	(15.74)
710.500.700.855.830 SCHOOL GARDEN FUND BALANCE	5,210.61	.00	(234.11)	4,976.50	234.11	5,210.61
710.500.700.880.830 MARQUEE SIGN FUND BALANCE	197.49	.00	.00	197.49	.00	197.49
GRAND TOTALS	90,959.42	46,321.88	(26,871.70)	110,409.60	(212.96)	110,196.64

End of Report



INVOICE

May 20, 2024

Petersburg School Dist
201 Charles W St Box 289
Petersburg, AK 99833

ATTN:

Invoice Number: 0703724-2405

Invoice Amount: \$ 120,121.07

This invoice amount represents the total balances of all Corporate Card accounts for the billing period ending May 20, 2024.

Your payment is due **June 16, 2024**.

Payment will be automatically withdrawn from your bank account if your organization has pre-arranged payment. If not, please remit payment by electronic means or by mailing a cheque for the Invoice amount to the appropriate address below. Payments must be sent with a detailed breakdown of how the payment needs to be applied, including the 16-digit card numbers or billing account and the total amount to be paid.

BMO Accounts	Diners Club Accounts
Payment By Mail	Payment By Mail
BMO P.O. Box 5732 Carol Stream, IL 60197-5732	Diners Club P.O. Box 5732 Carol Stream, IL 60197-5732
Payment By Overnight Delivery	Payment By Overnight Delivery
FIS BMO Attn: Lockbox# 5732 270 Remington Blvd, Suite B Bolingbrook, IL 60440	FIS BMO Attn: Lockbox# 5732 270 Remington Blvd, Suite B Bolingbrook, IL 60440

If you have any questions regarding this invoice or supporting documents, please contact Corporate Client Services:

BMO Accounts	Diners Club Accounts
By Phone: 1-855-825-9234	By Phone: 1-800-2-DINERS (1-800-234-6377)
By e-mail: corporate.clientservices@bmo.com	By e-mail: dinersclub.service@bmo.com

Thank you for your continued business.



Please attach a copy of this invoice or the information below this line with your cheque payment.

Petersburg School Dist
201 Charles W St Box 289
Petersburg, AK 99833

Invoice Number: 0703724-2405
Amount Paid: \$ 120,121.07
Payment Due Date: June 16, 2024



Statement

Account Name:	BILLING ACCOUNT 033153	Card Number:	xxxx-xxxx-xxxx-3153
Company Name:	PETERSBURG SCHOOL DIST	Account Limit:	\$ 300,000.00
Employee ID:	772180000055104	Available Credit:	\$ 179,878.93
Statement Date (MM/DD/YYYY):	05/20/2024	Currency:	U.S. DOLLAR
Payment Due Date (MM/DD/YYYY):	06/16/2024		

Statement Summary:

Report any items which do not agree with your records within 30 days of the statement date.

Previous Balance:	\$ 119,549.69
Payments:	\$ -119,549.69
Adjustments:	\$ 0.00
Net Purchases:	\$ 120,121.07
Cash Advance:	\$ 0.00
Fees:	\$ 0.00
Other Charges:	\$ 0.00
New Account Balance:	\$ 120,121.07

Transaction Summary:

Trans Date	Posting Date Trans ID	Description	Pre-Tax Amount Auth #	Total Tax	Trans Amount
Card Number xxxx-xxxx-xxxx-3153 BILLING ACCOUNT 033153					
04/26	04/26 528747429	AUTOMATIC PYMT RECEIVED	\$ -119,549.69	\$ 0.00	\$ -119,549.69
			TOTAL CREDITS	xxxx-xxxx-xxxx-3153	\$ -119,549.69
			TOTAL DEBITS	xxxx-xxxx-xxxx-3153	\$ 0.00
Card Number xxxx-xxxx-xxxx-9986 BAIRD, SHANNON					
04/20	04/22 527832420	AMZN MKTP US XH6F87PF3 AMZN.COM/BILL WA	\$ 389.91 048301	\$ 0.00	\$ 389.91
04/22	04/23 528183554	AMZN MKTP US P77U42643 AMZN.COM/BILL WA	\$ 57.96 056387	\$ 0.00	\$ 57.96
04/23	04/24 528343992	AMAZON.COM 511QZ7E83 SEATTLE WA	\$ 41.68 075064	\$ 0.00	\$ 41.68
04/24	04/25 528662743	AMZN MKTP US 862LV4EW3 AMZN.COM/BILL WA	\$ 154.03 024777	\$ 0.00	\$ 154.03
04/24	04/25 528662744	AMZN MKTP US M28873SG3 AMZN.COM/BILL WA	\$ 270.06 099674	\$ 0.00	\$ 270.06
04/25	04/25 528662745	AMZN MKTP US UI15Y2C13 AMZN.COM/BILL WA	\$ 79.49 041280	\$ 0.00	\$ 79.49
04/25	04/25 528662820	AMZN MKTP US 5P3HB7RG3 AMZN.COM/BILL WA	\$ 6.41 099573	\$ 0.00	\$ 6.41
04/29	04/30 529364007	AMZN MKTP US DG9KM0GE3 AMZN.COM/BILL WA	\$ 12.17 003789	\$ 0.00	\$ 12.17

04/30	05/01 529523136	NYTIMES NYTIMES DISC 800-698-4637 NY	\$ 8.00 092875	\$ 0.00	
05/01	05/02 529737246	AMZN MKTP US 9Y2B05NJ3 AMZN.COM/BILL WA	\$ 157.50 090736	\$ 0.00	\$ 157.50
05/01	05/02 529737247	AMZN MKTP US UG67D6ZC3 AMZN.COM/BILL WA	\$ 6.15 022841	\$ 0.00	\$ 6.15
05/01	05/02 529737327	AMAZON RET REQ# 609 B SEATTLE WA	\$ 317.44 030799	\$ 32.86 (e)	\$ 350.30
05/01	05/02 529737248	AMZN MKTP US CE5RV8RG3 AMZN.COM/BILL WA	\$ 146.08 044606	\$ 0.00	\$ 146.08
05/01	05/02 529737324	AMZN MKTP US A679V8WJ3 AMZN.COM/BILL WA	\$ 46.79 076703	\$ 0.00	\$ 46.79
05/01	05/02 529737245	AMZN MKTP US 2Y6SQ8TG3 AMZN.COM/BILL WA	\$ 54.98 078638	\$ 0.00	\$ 54.98
05/01	05/02 529737323	AMZN MKTP US NT8572ZX3 AMZN.COM/BILL WA	\$ 481.87 040440	\$ 0.00	\$ 481.87
05/02	05/02 529737325	AMZN MKTP US JM1JD08T3 AMZN.COM/BILL WA	\$ 6.15 087337	\$ 0.00	\$ 6.15
05/02	05/02 529737326	AMZN MKTP US 8D7OW8PX3 AMZN.COM/BILL WA	\$ 9.41 084721	\$ 0.00	\$ 9.41
05/02	05/03 530091162	HAMMER & WIKAN #5828 PETERSBURG AK	\$ 187.95 008068	\$ 0.00 (e)	\$ 187.95
05/02	05/03 530091163	AMZN MKTP US U131M3S03 AMZN.COM/BILL WA	\$ 6.15 087993	\$ 0.00	\$ 6.15
05/02	05/03 530091240	AMZN MKTP US 217EF6JB3 AMZN.COM/BILL WA	\$ 453.37 073115	\$ 0.00	\$ 453.37
05/02	05/03 530091239	AMZN MKTP US T54ZT1103 AMZN.COM/BILL WA	\$ 12.07 038897	\$ 0.00	\$ 12.07
05/02	05/03 530091164	AMZN MKTP US 6C9TK3MY3 AMZN.COM/BILL WA	\$ 9.68 006754	\$ 0.00	\$ 9.68
05/03	05/06 530235301	AMZN MKTP US ZZ9KW19U3 AMZN.COM/BILL WA	\$ 45.76 062876	\$ 0.00	\$ 45.76
05/04	05/06 530234134	AMAZON.COM 7N18W3X23 AMZN.COM/BILL WA	\$ 80.89 077736	\$ 0.00	\$ 80.89
05/04	05/06 530234133	AMZN MKTP US 6923J44Z3 AMZN.COM/BILL WA	\$ 1,278.85 055167	\$ 0.00	\$ 1,278.85
05/05	05/06 530234135	AMZN MKTP US 3B91447U3 AMZN.COM/BILL WA	\$ 48.99 087659	\$ 0.00	\$ 48.99
05/06	05/07 530578199	ALASKA TELEPHONE COMPA PORT TOWNSEND WA	\$ 109.19 095204	\$ 0.00	\$ 109.19
05/06	05/07 530578200	ALASKA TELEPHONE COMPA PORT TOWNSEND WA	\$ 57.35 052866	\$ 0.00	\$ 57.35
05/06	05/07 530578198	ALASKA TELEPHONE COMPA PORT TOWNSEND WA	\$ 109.19 080077	\$ 0.00	\$ 109.19
05/06	05/07 530578122	ALASKA TELEPHONE COMPA PORT TOWNSEND WA	\$ 57.35 083495	\$ 0.00	\$ 57.35
05/07	05/08 530739957	AMZN MKTP US 8O2R85633 AMZN.COM/BILL WA	\$ 111.26 043477	\$ 0.00	\$ 111.26
05/07	05/08 530739881	AMZN MKTP US K12OK3DF3 AMZN.COM/BILL WA	\$ 100.71 070514	\$ 0.00	\$ 100.71

05/07	05/08 530739961	AMAZON RET PO 568 ELS SEATTLE WA	\$ 712.28 049325	\$ 73.72 (e)	
05/07	05/08 530739958	AMZN MKTP US VE35O9X93 AMZN.COM/BILL WA	\$ 262.72 037995	\$ 0.00	\$ 262.72
05/08	05/08 530739960	AMZN MKTP US IJ02N7TF3 AMZN.COM/BILL WA	\$ 455.27 043424	\$ 0.00	\$ 455.27
05/08	05/08 530739959	AMZN MKTP US 5N7LN7E43 AMZN.COM/BILL WA	\$ 144.12 040679	\$ 0.00	\$ 144.12
05/08	05/09 531065831	PSN PETERSBURG UTILITY PETERSBURG AK	\$ 32,829.26 015961	\$ 0.00 (e)	\$ 32,829.26
05/09	05/10 531288420	REMEMBERME YEARBOOKS C 8883832292 NJ	\$ 3,433.05 010507	\$ 0.00 (e)	\$ 3,433.05
05/09	05/10 531288421	AMAZON.COM YI8UN73X3 AMZN.COM/BILL WA	\$ 138.48 062575	\$ 0.00	\$ 138.48
05/09	05/10 531288422	AMZN MKTP US YN0F80E63 AMZN.COM/BILL WA	\$ 282.44 014864	\$ 0.00	\$ 282.44
05/09	05/10 531288423	AMZN MKTP US 4H43O4FC3 AMZN.COM/BILL WA	\$ 258.96 020965	\$ 0.00	\$ 258.96
05/10	05/13 531427739	AMZN MKTP US AMZN.COM/BILL WA	\$ -71.89 000000	\$ -7.44 (e)	\$ -79.33
05/10	05/13 531427897	AMAZON RET PO 568 ELS SEATTLE WA	\$ -20.95 000000	\$ -2.17 (e)	\$ -23.12
05/10	05/13 531427740	AMZN MKTP US AMZN.COM/BILL WA	\$ -35.48 000000	\$ -3.67 (e)	\$ -39.15
05/10	05/13 531427816	AMZN MKTP US AMZN.COM/BILL WA	\$ -4.20 000000	\$ -0.43 (e)	\$ -4.63
05/10	05/13 531427737	AMZN MKTP US W02AG0E63 AMZN.COM/BILL WA	\$ 148.54 046216	\$ 0.00	\$ 148.54
05/10	05/13 531427898	AMAZON RET PO 568 ELS SEATTLE WA	\$ -21.96 000000	\$ -2.27 (e)	\$ -24.23
05/10	05/13 531427738	AMZN MKTP US AMZN.COM/BILL WA	\$ -1.79 000000	\$ -0.18 (e)	\$ -1.97
05/10	05/13 531427817	AMZN MKTP US AMZN.COM/BILL WA	\$ -26.76 000000	\$ -2.77 (e)	\$ -29.53
05/11	05/13 531427736	REMEMBERME YEARBOOKS C 8883832292 NJ	\$ 2,442.30 067863	\$ 0.00 (e)	\$ 2,442.30
05/11	05/13 531427818	AMZN MKTP US AMZN.COM/BILL WA	\$ -7.01 000000	\$ -0.73 (e)	\$ -7.74
05/11	05/13 531427819	AMZN MKTP US PW8VU3JN3 AMZN.COM/BILL WA	\$ 52.12 080085	\$ 0.00	\$ 52.12
05/12	05/13 531427896	AMZN MKTP US PA3470ZV3 AMZN.COM/BILL WA	\$ 138.95 036048	\$ 0.00	\$ 138.95
05/12	05/13 531427820	AMZN MKTP US IW3662IZ3 AMZN.COM/BILL WA	\$ 42.69 038556	\$ 0.00	\$ 42.69
05/13	05/14 531769857	BSN SPORTS LLC FARMERS BRANC TX	\$ 116.40 038195	\$ 0.00	\$ 116.40
05/13	05/14 531769856	PETRO MARINE SERVICES PETERSBURG AK	\$ 28,773.79 078316	\$ 0.00	\$ 28,773.79
05/13	05/14 531769858	AMZN MKTP US OI8TM2Y03 AMZN.COM/BILL WA	\$ 157.64 029073	\$ 0.00	\$ 157.64

05/14	05/16 532260103	PETERSBURG REXALL DRUG PETERSBURG AK	\$ 357.32 069399	\$ 0.00 (e)	
05/16	05/17 532484583	STEVE WEISS MUSIC INC WILLOW GROVE PA	\$ 2,926.00 049194	\$ 175.56 (e)	\$ 3,101.56
05/17	05/20 532787826	AMZN MKTP US 213DO3DK3 AMZN.COM/BILL WA	\$ 21.75 040455	\$ 0.00	\$ 21.75
05/20	05/20 532787827	AMZN MKTP US 6I5S21NZ3 AMZN.COM/BILL WA	\$ 123.94 080435	\$ 0.00	\$ 123.94

TOTAL CREDITS xxxx-xxxx-xxxx-9986 **\$ -209.70**
TOTAL DEBITS xxxx-xxxx-xxxx-9986 **\$ 79,015.00**

Card Number xxxx-xxxx-xxxx-3497 BULLER, AARON S

04/22	04/23 528184659	HAMMER & WIKAN #5828 PETERSBURG AK	\$ 356.97 064605	\$ 0.00 (e)	\$ 356.97
04/23	04/25 528662741	HIGH TIDE PARTS PETERSBURG AK	\$ 157.49 015107	\$ 0.00 (e)	\$ 157.49
04/25	04/26 528888650	HAMMER & WIKAN #5828 PETERSBURG AK	\$ 12.28 039542	\$ 0.00 (e)	\$ 12.28
04/26	04/29 529024434	THE HOME DEPOT #8944 SEATTLE WA	\$ 1,017.75 094337	\$ 105.33	\$ 1,123.08
04/26	04/29 529024433	HAMMER & WIKAN #5828 PETERSBURG AK	\$ 187.45 086380	\$ 0.00 (e)	\$ 187.45
04/27	04/29 529024435	AMAZON.COM 9F0BG6KP3 AMZN.COM/BILL WA	\$ 279.12 063505	\$ 0.00	\$ 279.12
04/29	05/01 529523056	HOMEDEPOT.COM 800-430-3376 GA	\$ 78.14 013205	\$ 8.09	\$ 86.23
05/02	05/03 530091080	HAMMER & WIKAN #5828 PETERSBURG AK	\$ 72.94 021948	\$ 0.00 (e)	\$ 72.94
05/06	05/07 530578121	HAMMER & WIKAN #5828 PETERSBURG AK	\$ 113.50 051763	\$ 0.00 (e)	\$ 113.50
05/09	05/10 531288340	HAMMER & WIKAN #5828 PETERSBURG AK	\$ 146.77 054352	\$ 0.00 (e)	\$ 146.77
05/09	05/13 531427580	HIGH TIDE PARTS PETERSBURG AK	\$ 724.98 080739	\$ 0.00 (e)	\$ 724.98
05/10	05/13 531427579	HAMMER & WIKAN #5828 PETERSBURG AK	\$ 100.13 079959	\$ 0.00 (e)	\$ 100.13
05/10	05/13 531427578	HAMMER & WIKAN #5828 PETERSBURG AK	\$ 189.98 055000	\$ 0.00 (e)	\$ 189.98
05/13	05/14 531769783	HAMMER & WIKAN #5828 PETERSBURG AK	\$ 45.97 078022	\$ 0.00 (e)	\$ 45.97
05/15	05/16 532260025	HAMMER & WIKAN #5828 PETERSBURG AK	\$ 82.96 068075	\$ 0.00 (e)	\$ 82.96
05/15	05/16 532260024	HAMMER & WIKAN #5828 PETERSBURG AK	\$ 101.97 088098	\$ 0.00 (e)	\$ 101.97
05/20	05/20 532787748	AMAZON.COM 1L1364OU3 AMZN.COM/BILL WA	\$ 512.70 056926	\$ 0.00	\$ 512.70

TOTAL CREDITS xxxx-xxxx-xxxx-3497 **\$ 0.00**
TOTAL DEBITS xxxx-xxxx-xxxx-3497 **\$ 4,294.52**

Card Number xxxx-xxxx-xxxx-4710 CABRAL, JAIME

04/18	04/22 527833596	PETERSBURG IGA PETERSBURG AK	\$ 30.55 084891	\$ 1.83	\$ 32.38
04/18	04/22 527832417	PAPA BEARS PIZZA PETERSBURG AK	\$ 94.25 036794	\$ 0.00 (e)	\$ 94.25
04/18	04/22 527832416	KETCHIKAN AIRPORT KETCHIKAN AK	\$ 324.00 034402	\$ 0.00	\$ 324.00
04/19	04/22 527833597	HAMMER & WIKAN, INC. PETERSBURG AK	\$ 63.16 068802	\$ 0.00 (e)	\$ 63.16
04/19	04/22 527832418	TIDES INN PETERSBURG AK	\$ 320.00 099407	\$ 0.00	\$ 320.00
04/21	04/26 528887558	TIDES INN PETERSBURG AK	\$ 450.00 098408	\$ 0.00	\$ 450.00
04/22	04/23 528184736	TIDES INN PETERSBURG AK	\$ 660.00 096206	\$ 0.00	\$ 660.00
05/03	05/06 530235299	TIDES INN PETERSBURG AK	\$ 150.00 014768	\$ 0.00	\$ 150.00
05/10	05/13 531427660	HAMMER & WIKAN, INC. PETERSBURG AK	\$ 44.48 049882	\$ 0.00 (e)	\$ 44.48
05/10	05/13 531427661	TIDES INN PETERSBURG AK	\$ 300.00 095586	\$ 0.00	\$ 300.00
05/10	05/13 531427659	HAMMER & WIKAN, INC. PETERSBURG AK	\$ 107.94 046432	\$ 0.00 (e)	\$ 107.94
05/14	05/15 531929083	KETCHIKAN CAR RENTAL KETCHIKAN AK	\$ 685.19 021510	\$ 54.81 (e)	\$ 740.00
05/15	05/16 532260101	HAMMER & WIKAN #5828 PETERSBURG AK	\$ 77.94 065639	\$ 0.00 (e)	\$ 77.94
05/16	05/17 532484581	AIRBNB HMM988ACRA 4158005959 CA	\$ 2,467.20 072931	\$ 212.80 (e)	\$ 2,680.00
05/17	05/20 532787749	SQ BREAKAWAY FERRY AN GOSQ.COM AK	\$ 3,200.00 071762	\$ 0.00	\$ 3,200.00
05/18	05/20 532787750	SQ BREAKAWAY FERRY AN GOSQ.COM AK	\$ 1,600.00 099634	\$ 0.00	\$ 1,600.00

TOTAL CREDITS xxxx-xxxx-xxxx-4710**\$ 0.00****TOTAL DEBITS** xxxx-xxxx-xxxx-4710**\$ 10,844.15****Card Number xxxx-xxxx-xxxx-6889 JOHNSON MCINTOSH, CARLEE**

04/22	04/23 528183553	HAMMER & WIKAN #5828 PETERSBURG AK	\$ 6.49 079479	\$ 0.00 (e)	\$ 6.49
04/24	04/25 528662742	SQ PETERSBURG CHAMBER GOSQ.COM AK	\$ 1,000.00 047386	\$ 0.00	\$ 1,000.00
04/25	04/26 528887559	HAMMER & WIKAN, INC. PETERSBURG AK	\$ 43.73 068698	\$ 0.00 (e)	\$ 43.73
04/26	04/29 529024915	NTLREST SERVSAFE CHICAGO IL	\$ 2,942.30 087343	\$ 0.00 (e)	\$ 2,942.30
04/30	05/01 529523135	HAMMER & WIKAN, INC. PETERSBURG AK	\$ 130.28 079660	\$ 0.00 (e)	\$ 130.28
05/07	05/09 531065830	PETERSBURG IGA PETERSBURG AK	\$ 59.94 045188	\$ 3.59	\$ 63.53

05/13	05/14 531769855	HAMMER & WIKAN, INC. PETERSBURG AK	\$ 142.17 004146	\$ 0.00 (e)	
05/16	05/20 532787825	PETERSBURG IGA PETERSBURG AK	\$ 42.85 028717	\$ 2.57	\$ 45.42

TOTAL CREDITS xxxx-xxxx-xxxx-6889 **\$ 0.00**
TOTAL DEBITS xxxx-xxxx-xxxx-6889 **\$ 4,373.92**

Card Number xxxx-xxxx-xxxx-5361 KLUDT-PAINTER, ERICA

05/08	05/10 531288264	PETERSBURG IGA PETERSBURG AK	\$ 37.76 009162	\$ 2.26	\$ 40.02
-------	--------------------	------------------------------	--------------------	---------	----------

TOTAL CREDITS xxxx-xxxx-xxxx-5361 **\$ 0.00**
TOTAL DEBITS xxxx-xxxx-xxxx-5361 **\$ 40.02**

Card Number xxxx-xxxx-xxxx-8382 KLUDT-PAINTER, JON

04/25	04/26 528888649	AMAZON.COM OA4ME4HO3 AMZN.COM/BILL WA	\$ 111.82 032995	\$ 0.00	\$ 111.82
04/26	04/29 529024432	USPS.COM CLICKNSHIP 800-3447779 DC	\$ 12.30 047997	\$ 0.00	\$ 12.30
05/01	05/02 529737167	CDW GOVT #RB09693 800-808-4239 IL	\$ 13.45 016757	\$ 0.00	\$ 13.45
05/06	05/07 530578120	USPS.COM CLICKNSHIP 800-3447779 DC	\$ 12.30 055516	\$ 0.00	\$ 12.30
05/06	05/07 530578119	USPS.COM CLICKNSHIP 800-3447779 DC	\$ 12.30 057008	\$ 0.00	\$ 12.30
05/07	05/08 530739878	WWW.USNEWS-AWARDS.COM OWINGS MILLS MD	\$ 330.19 063591	\$ 19.81 (e)	\$ 350.00
05/10	05/13 531427501	USPS.COM CLICKNSHIP 800-3447779 DC	\$ 18.07 018029	\$ 1.08 (e)	\$ 19.15
05/12	05/13 531427577	APPLE.COM/US 800-676-2775 CA	\$ 95.00 054441	\$ 0.00	\$ 95.00
05/14	05/14 531769782	LINKEDIN PRE 955499546 MOUNTAIN VIEW CA	\$ 239.88 015611	\$ 0.00 (e)	\$ 239.88
05/14	05/15 531929003	SQ HOMEPORT ELECTRONI GOSQ.COM AK	\$ 98.00 024527	\$ 0.00	\$ 98.00
05/15	05/16 532260023	CDW GOVT #RH24066 800-808-4239 IL	\$ 2,843.20 054807	\$ 0.00	\$ 2,843.20

TOTAL CREDITS xxxx-xxxx-xxxx-8382 **\$ 0.00**
TOTAL DEBITS xxxx-xxxx-xxxx-8382 **\$ 3,807.40**

Card Number xxxx-xxxx-xxxx-9406 LUTOMSKI, MARA

04/21	04/22 527832419	AMZN MKTP US TH4W70RP3 AMZN.COM/BILL WA	\$ 47.52 017700	\$ 0.00	\$ 47.52
04/22	04/23 528183550	AIRBNB HMFAXJ4FDX 4158005959 CA	\$ 154.43 052440	\$ 13.32 (e)	\$ 167.75
04/22	04/23 528183551	AIRBNB HM3P4S9HJX 4158005959 CA	\$ -210.12 000000	\$ -18.12 (e)	\$ -228.24
04/22	04/23 528183552	AIRBNB HM5CC84KDJ 4158005959 CA	\$ -210.12 000000	\$ -18.12 (e)	\$ -228.24

04/22	04/23 528184737	AIRBNB HMFQDSRY5E 4158005959 CA	\$ 137.62 074643	\$ 11.87 (e)	
04/30	05/01 529523134	USPS.COM CLICKNSHIP 800-3447779 DC	\$ 22.65 036959	\$ 0.00	\$ 22.65
05/05	05/06 530235300	HAMMER & WIKAN, INC. PETERSBURG AK	\$ 74.45 082639	\$ 0.00 (e)	\$ 74.45
05/09	05/10 531288344	HAMMER & WIKAN, INC. PETERSBURG AK	\$ 294.17 074762	\$ 0.00 (e)	\$ 294.17
05/14	05/15 531929158	IN COURTNEY BULLARD 423-7104027 TN	\$ 679.00 031129	\$ 0.00	\$ 679.00
05/15	05/16 532260102	AMZN MKTP US FB5LH1AA3 AMZN.COM/BILL WA	\$ 304.50 012211	\$ 0.00	\$ 304.50
05/16	05/17 532484582	AMZN MKTP US JN6JL6B23 AMZN.COM/BILL WA	\$ 107.25 030671	\$ 0.00	\$ 107.25

TOTAL CREDITS xxxx-xxxx-xxxx-9406 **\$ -456.48**
TOTAL DEBITS xxxx-xxxx-xxxx-9406 **\$ 1,846.78**

Card Number xxxx-xxxx-xxxx-6840 SANDHOFER, MARSHA

04/27	04/29 529024914	JUNEAU CAR RENTAL JUNEAU AK	\$ 380.86 040294	\$ 0.00 (e)	\$ 380.86
04/27	04/29 529024913	JUNEAU CAR RENTAL JUNEAU AK	\$ 219.99 037178	\$ 0.00 (e)	\$ 219.99
04/30	04/30 529363931	TEACHERSPAYTEACHERS.CO 6465880910 NY	\$ 58.42 023388	\$ 5.18 (e)	\$ 63.60
04/30	05/01 529523058	J.W. PEPPER EXTON PA	\$ 621.67 082887	\$ 0.00	\$ 621.67
04/30	05/01 529523057	J.W. PEPPER EXTON PA	\$ 246.91 064121	\$ 0.00	\$ 246.91
05/02	05/03 530091161	SP KRUEGER POTTERY WEBSTER GROVE MO	\$ 418.95 013881	\$ 42.89 (e)	\$ 461.84
05/03	05/06 530235297	RAINBOW RESOURCE CENTE 3096953200 IL	\$ 988.58 021383	\$ 76.62 (e)	\$ 1,065.20
05/03	05/06 530235298	SP KRUEGER POTTERY WEBSTER GROVE MO	\$ 1,219.18 098921	\$ 124.82 (e)	\$ 1,344.00
05/08	05/09 531065829	TAYLOR MUSIC - MOTO ABERDEEN SD	\$ 4,210.64 009290	\$ 176.85 (e)	\$ 4,387.49
05/09	05/10 531288342	JUNEAU CAR RENTAL JUNEAU AK	\$ 856.96 083029	\$ 0.00 (e)	\$ 856.96
05/09	05/10 531288343	AMHS WEB RESERVATION KETCHIKAN AK	\$ 2,751.80 044281	\$ 0.00 (e)	\$ 2,751.80
05/09	05/10 531288341	JUNEAU CAR RENTAL JUNEAU AK	\$ 514.17 090237	\$ 0.00 (e)	\$ 514.17
05/09	05/13 531427658	DRAMATIC PUBLISHING EC WOODSTOCK IL	\$ 10.14 064237	\$ 0.81	\$ 10.95
05/14	05/15 531929081	AMHS WEB RESERVATION KETCHIKAN AK	\$ -158.00	\$ 0.00 (e)	\$ -158.00
05/14	05/15 531929082	AMHS WEB RESERVATION KETCHIKAN AK	\$ -39.50	\$ 0.00 (e)	\$ -39.50

TOTAL CREDITS xxx-xxxx-xxxx-6840

\$ -197.50

TOTAL DEBITS xxx-xxxx-xxxx-6840

\$ 12,925.44

Card Number xxx-xxxx-xxxx-2408 WARD, IOANA

04/22	04/23 528184733	AMZN MKTP US JW9OT4C83 AMZN.COM/BILL WA	\$ 92.60 000368	\$ 0.00	\$ 92.60
04/22	04/23 528184735	AMZN MKTP US KH6YS91G3 AMZN.COM/BILL WA	\$ 197.99 030090	\$ 0.00	\$ 197.99
04/22	04/23 528184734	AMZN MKTP US N67TX6U43 AMZN.COM/BILL WA	\$ 44.97 015542	\$ 0.00	\$ 44.97
04/24	04/26 528888726	PETERSBURG IGA PETERSBURG AK	\$ 2.17 047319	\$ 0.12	\$ 2.29
04/24	04/26 528888652	PETERSBURG IGA PETERSBURG AK	\$ 15.32 073260	\$ 0.91	\$ 16.23
04/24	04/26 528888651	PETERSBURG IGA PETERSBURG AK	\$ 16.39 025948	\$ 0.98	\$ 17.37
04/24	04/26 528888725	PETERSBURG IGA PETERSBURG AK	\$ 8.36 073747	\$ 0.50	\$ 8.86
04/24	04/26 528888727	PETERSBURG IGA PETERSBURG AK	\$ 11.49 044382	\$ 0.68	\$ 12.17
04/24	04/26 528888728	PETERSBURG IGA PETERSBURG AK	\$ 10.80 013007	\$ 0.64	\$ 11.44
04/24	04/26 528888729	PETERSBURG IGA PETERSBURG AK	\$ 9.43 044298	\$ 0.56	\$ 9.99
04/26	04/29 529024912	AMZN MKTP US HX2959PY3 AMZN.COM/BILL WA	\$ 33.97 072601	\$ 0.00	\$ 33.97
04/27	04/29 529024436	HAMMER & WIKAN, INC. PETERSBURG AK	\$ 209.22 079722	\$ 0.00 (e)	\$ 209.22
04/30	05/02 529737168	PETERSBURG IGA PETERSBURG AK	\$ 49.23 065607	\$ 2.95	\$ 52.18
04/30	05/02 529737170	PETERSBURG IGA PETERSBURG AK	\$ 36.29 061467	\$ 2.17	\$ 38.46
04/30	05/02 529737169	PETERSBURG IGA PETERSBURG AK	\$ 95.77 085369	\$ 5.74	\$ 101.51
05/01	05/02 529737244	SQ BLOMSTER HUS PETERSBURG AK	\$ 295.00 073767	\$ 0.00	\$ 295.00
05/02	05/03 530091083	HAMMER & WIKAN #5828 PETERSBURG AK	\$ 29.43 085732	\$ 0.00 (e)	\$ 29.43
05/02	05/03 530091082	HAMMER & WIKAN #5828 PETERSBURG AK	\$ 11.98 038454	\$ 0.00 (e)	\$ 11.98
05/02	05/03 530091084	HAMMER & WIKAN, INC. PETERSBURG AK	\$ 13.98 020323	\$ 0.00 (e)	\$ 13.98
05/02	05/03 530091081	HAMMER & WIKAN #5828 PETERSBURG AK	\$ 87.42 062593	\$ 0.00 (e)	\$ 87.42
05/02	05/03 530091160	HAMMER & WIKAN, INC. PETERSBURG AK	\$ 31.52 068318	\$ 0.00 (e)	\$ 31.52
05/03	05/06 530235223	SQ THE SALTY PANTRY PETERSBURG AK	\$ 90.00 064206	\$ 0.00	\$ 90.00
05/03	05/06 530235146	HAMMER & WIKAN #5828 PETERSBURG AK	\$ 9.07 058356	\$ 0.00 (e)	\$ 9.07

05/03	05/06 530235222	SQ THE SALTY PANTRY PETERSBURG AK	\$ 78.30 069463	\$ 0.00	
05/04	05/06 530235224	SQ BLOMSTER HUS PETERSBURG AK	\$ 150.00 050010	\$ 0.00	\$ 150.00
05/04	05/06 530235220	HAMMER & WIKAN, INC. PETERSBURG AK	\$ 18.59 071570	\$ 0.00 (e)	\$ 18.59
05/04	05/06 530235221	PETERSBURG IGA PETERSBURG AK	\$ 10.74 048187	\$ 0.64	\$ 11.38
05/07	05/08 530739879	HAMMER & WIKAN #5828 PETERSBURG AK	\$ 21.99 010700	\$ 0.00 (e)	\$ 21.99
05/07	05/08 530739880	AMZN MKTP US PU2TT0T63 AMZN.COM/BILL WA	\$ 604.48 019634	\$ 0.00	\$ 604.48
05/07	05/09 531065828	PETERSBURG IGA PETERSBURG AK	\$ 42.03 079789	\$ 2.52	\$ 44.55
05/10	05/13 531427581	HAMMER & WIKAN #5828 PETERSBURG AK	\$ 130.97 074538	\$ 0.00 (e)	\$ 130.97
05/11	05/13 531427657	HAMMER & WIKAN, INC. PETERSBURG AK	\$ 275.47 025885	\$ 0.00 (e)	\$ 275.47
05/13	05/14 531769784	HAMMER & WIKAN, INC. PETERSBURG AK	\$ 229.07 023718	\$ 0.00 (e)	\$ 229.07
05/14	05/15 531929080	HAMMER & WIKAN #5828 PETERSBURG AK	\$ 29.98 023015	\$ 0.00 (e)	\$ 29.98
05/15	05/16 532260026	HAMMER & WIKAN #5828 PETERSBURG AK	\$ 197.89 064527	\$ 0.00 (e)	\$ 197.89

TOTAL CREDITS xxxx-xxxx-xxxx-2408 **\$ 0.00**
TOTAL DEBITS xxxx-xxxx-xxxx-2408 **\$ 3,210.32**

Card Number xxxx-xxxx-xxxx-0225 WORHATCH, CENA

05/14	05/15 531929079	IN REMEMBER ME IMAGIN 888-3832292 NJ	\$ 588.23 099777	\$ 38.97 (e)	\$ 627.20
-------	--------------------	--------------------------------------	---------------------	--------------	-----------

TOTAL CREDITS xxxx-xxxx-xxxx-0225 **\$ 0.00**
TOTAL DEBITS xxxx-xxxx-xxxx-0225 **\$ 627.20**



CUSTOMER SERVICE:

Service Representatives are available to assist you 24 hours a day, seven days a week. Please have account number information ready.

BMO

Telephone Inquiries: 1-855-825-9234

Lost/Stolen cards: 1-844-227-0528

Outside USA and Canada call collect: 262-780-8662

TTY (For the Deaf and Hard of Hearing): 1-866-859-2089

Internet: bmo.com/treasuryandpayment

Diners Club

Telephone Inquiries: 1-800-2-DINERS (1-800-234-6377)

Lost/Stolen cards: 1-800-234-6377

Outside USA and Canada call collect: 1-514-877-1577

TTY (For the Deaf and Hard of Hearing): 1-866-859-2089

Internet: dinersclubnorthamerica.com



PAYMENT INFORMATION:

	BMO	Diners Club
You can mail your payment to:	BMO P.O. Box 5732 Carol Stream, IL 60197-5732	Diners Club P.O. Box 5732 Carol Stream, IL 60197-5732
You may send your payment via overnight mail to:	FIS BMO Attn: Lockbox# 5732 270 Remington Blvd, Suite B Bolingbrook, IL 60440	FIS BMO Attn: Lockbox# 5732 270 Remington Blvd, Suite B Bolingbrook, IL 60440
IMPORTANT PAYMENT INFORMATION:	For BMO accounts, please make your cheque or money order payable to: BMO	For Diners Club accounts, please make your cheque or money order payable to: Diners Club

If you are paying by mail:
Remember

- Enclose your cheque or money order, payable in US dollars, with this payment coupon, but do not staple or tape them together.
- Write your account number on the front of your cheque or money order.
- Please do not send cash.

A fee will be assessed against returned cheques.

© Registered trade-mark of Bank of Montreal.



The balance due will be automatically debited from your bank account as you authorized.

Regular Meeting

Tuesday, May 14, 2024 6:00 PM

MS/HS Library, 109 Charles W St, Petersburg, AK 99833

Carey Case: Present
Sarah Holmgrain: Present
Katie Holmlund: Absent
Jay Lister: Present
Niccole Olsen: Present

1. CALL TO ORDER

Discussion: President Holmgrain called the meeting to order at 6:00pm.

2. DETERMINE QUORUM

Discussion: A quorum was present to do business. Holmlund was excused.

3. PLEDGE OF ALLEGIANCE

Discussion: President Holmgrain led the group in the Pledge of Allegiance.

4. APPROVAL OF AGENDA

Action(s):

Approve agenda as written. This motion, made by Sarah Holmgrain and seconded by Jay Lister, Passed.

Voting Detail:

Carey Case: Yea
Sarah Holmgrain: Yea
Katie Holmlund: Absent
Jay Lister: Yea
Niccole Olsen: Yea

Voting Summary: Yea: 4, Nay: 0, Absent: 1

5. STUDENT PRESENTATION - ARTFEST

Discussion: Art teacher Lisa Adams and students presented information about Artfest, which took place in Petersburg April 18th - 21st. They provided a slideshow of all the different classes that were offered. Instructors came in from all over Southeast to teach different Art mediums.

6. STUDENT REPRESENTATIVE REPORT

Discussion: Rep Martin presented at her last school board meeting as she is graduating. She reported that ASB had nothing official to report but that the Seniors would be graduating on the 28th and the 23rd was the last day for Seniors.

7. CORRESPONDENCE

Discussion: None

8. COMMENTS FROM AUDIENCE UNRELATED TO AGENDA ITEMS

Discussion: Student Camden Johnson read a letter into the record for his mother, Joni Johnson.

9. **COMMENTS FROM AUDIENCE RELATED TO AGENDA ITEMS**

Discussion: Several people spoke regarding the Budget and ATP Labor Agreement Negotiations.

10. **COMMENTS FROM BOARD MEMBERS**

Discussion: none

11. **CONSENT AGENDA**

Action(s):

Approve Consent Agenda. This motion, made by Sarah Holmgrain and seconded by Niccole Olsen, Passed.

Voting Detail:

Carey Case: Yea
Sarah Holmgrain: Yea
Katie Holmlund: Absent

Jay Lister: Yea
Niccole Olsen: Yea

Voting Summary: Yea: 4, Nay: 0, Absent: 1

11.1. APRIL 2024, Monthly accounting report, bills, payroll, and electronic fund transfers, ASB trial balance and P-Card statements in the amount of \$1,037,109.96

11.2. April,16, 2024 regular board meeting minutes

11.3. Personnel Action Report

12. **ADMINISTRATIVE REPORTS**

12.1. Superintendent's report

Discussion: See Attached

Presenter:

Superintendent Kludt-Painter

12.2. Elementary Principal's Report

Discussion: See Attached

Presenter: Principal Heather Conn

12.3. MS/HS Principal's Report

Discussion: See Attached

Presenter: Principal Brad King

12.4. Director of Activities Report

Discussion: See Attached

13. **SCHOOL BOARD COMMITTEE REPORTS**

Discussion: Math curriculum will be reviewed in 24-25 school year

14. **OLD BUSINESS**

15. **NEW BUSINESS**

15.1. Action: Resolution 2024-1 Correction

Action(s):

Approve the revised Resolution 2024-1. This motion, made by Sarah Holmgrain and seconded by Niccole Olsen, Passed.

Voting Detail:

Carey Case: Yea
Sarah Holmgrain: Yea

Katie Holmlund: Absent

Jay Lister: Yea

Niccole Olsen: Yea

Voting Summary: Yea: 4, Nay: 0, Absent: 1

Discussion: This item is to correct language in previously approved Resolution 2024-1. The dollar amounts stated in the original resolution were incorrect. Updated language is proposed for correction and clarity. Corrections are noted in red.

15.2. Action: FY24 Budget Revision

Action(s):

Approve the Spring Budget revision as presented. This motion, made by Sarah Holmgrain and seconded by Jay Lister, Passed.

Voting Detail:

Carey Case: Yea

Sarah
Holmgrain: Yea

Katie Holmlund: Absent

Jay Lister: Yea

Niccole Olsen: Yea

Voting Summary: Yea: 4, Nay: 0, Absent: 1

15.3. Informational: Draft FY25 Budget
Presentation

15.4. Informational: Update on Certified
Teacher Labor Agreement Negotiations

15.5. Informational: AK Star Assessment Data
Presentation

15.6. Discussion: Board Participation in
Graduation

Discussion: Board members should be lined up at 6:45pm in the Parks and Rec hallway

16. **ADDITIONAL COMMENTS FROM BOARD MEMBERS**

17. **UPCOMING DATES AND MEETING ANNOUNCEMENTS**

18. **FUTURE AGENDA ITEMS**

19. **OTHER NEW BUSINESS**

20. **ADJOURNMENT**

Action(s):

Adjourn. This motion, made by Sarah Holmgrain and seconded by Niccole Olsen, Passed.

Voting Detail:

Carey Case: Yea

Sarah
Holmgrain: Yea

Katie Holmlund: Absent

Jay Lister: Yea

Niccole Olsen: Yea

Voting Summary: Yea: 4, Nay: 0, Absent: 1

Discussion: Adjourn at 8:27pm

Board Secretary

Personnel Action Report for 2023-2024

June 11, 2024

EMPLOYMENT OF CERTIFIED PERSONNEL

Heidi Cabral Elem Summer School	Alice Williams 4 th Grade Teacher
Jill Nordtvedt Lenhard MS Interventionist/ELA	Heather Conn MS Credit Recovery Summer
Noelle Bell 2 nd Grade Teacher	

RESIGNATION/RETIREMENT CERTIFIED PERSONNEL

EMPLOYMENT OF CLASSIFIED PERSONNEL

Sharon Smith Temp Custodian	Bergen Kludt-Painter Temp Summer Food Service
Brittany Hutto Temp Summer Custodian	Alex Helms Farm to School Coordinator (grant)

RESIGNATION/RETIREMENT CLASSIFIED PERSONNEL

Eva Lenhard
Resign as of May 30

EXTRA DUTY CONTRACT

Casey Gates
Cross Country Head Coach

Andy Carlisle
PHS Swim Head Coach

Kayla Popp
PHS Swim Asst Coach

2023-2024 School Year

Teachers	42.00
Classified	41.00
Principals	2.00
District Administration/Exempt (Superintendent, Finance, Maintenance, Food Service, Board Admin, Special education, tech , athletics)	8.00

Total Employees	93.00
------------------------	--------------

School Board Report
Erica Kludt-Painter, Superintendent
June 11, 2024

Incoming superintendent Robyn Taylor has arrived in Petersburg. We will be working together this month on transition activities, grants, professional development plans, and schedules for the upcoming school year.

Negotiations are nearing completion with the Associated Teachers of Petersburg. A formal proposal was transmitted to ATP on May 7 for consideration, which included the salary schedule proposed by the Union on February 26 along with additional benefits the District had offered in prior proposals. This proposal was conditioned on the Governor signing the budget with no reductions/vetoes to the \$175 million one-time funding to Alaska School Districts *and* \$3.4 million from the Borough. As of June 3, the Borough completed its budget process with the \$3.4 million funding allocation. The State Operating Budget has been transmitted to the Governor's desk on June 6, with a deadline of June 28 for his signature or veto. If the \$175 one time funding is approved, negotiations will be complete. If the Governor vetoes any of the funding, the District offer is withdrawn and is null and void. Either way, the District has made staff and program reductions in Fiscal Year '25.

The Capital Budget has not been transmitted to the Governor's desk yet, but should be soon. This budget contains \$62.8 million for the School Major Maintenance fund, which will fund the first 26 projects on the DEED Major Maintenance list, including the Petersburg MS/HS Roof Project (#12 on the list). The District is working with the Borough on bond language to put before Petersburg voters in October to offset costs related to the Roof Project and the High School Office Renovation/Safety Upgrades. If the MS/HS Roof Project is funded by the State, 65% of the cost will be reimbursed to the Borough. This will amount to approximately \$3 million.

The District continues to work with the RTBAK grant team (Raising the Bar for Rural Alaskan Educators) on upcoming training, certifications, and plans for the remaining two years of the grant. This grant is focused on retention and recruitment of quality educators, as well as instructional strategies based on Visible Learning (John Hattie) research and best practices.

**Alaska Department of Education & Early Development - School Finance
FY2025 School Operating Fund Budget
Signature Page**

PROPOSED FY25 - PRESENTED JUNE 11TH

School District Name: PETERSBURG SCHOOL DISTRICT

Proj. District ADM: 450
brick & mortar ADM + correspondence ADM

Proj. Intensive count: 18

Proj. SPED count: 73
Total SPED student count

Prepared by: _____
Signature/Title Date

Phone Number: _____

Approved by: _____
Superintendent's Signature Date

Approval of City/Borough Official of Local Contribution designated on Page 3:

Official Signature/Title Date

**Alaska Department of Education & Early Development - School Finance
FY2025 School Operating Fund Budget Summary**

PETERSBURG SCHOOL DISTRICT

Page 2

District Name **PROPOSED FY25 - PRESENTED JUNE 11TH**

Beginning Fund Balance: July 1, 2024 - (Subject to 10% Limit per AS 14.17.505(a))*	<u>\$1,216,269</u>	Currently Budgeted
(Excluded from the 10% Limit)	<u>\$250,000</u>	estimated prepaids
Total Beginning Fund Balance	<u>\$1,466,269</u>	

Revenue

010 City/Borough Appropriations	(1) <u>\$3,400,000</u>	
030 Earnings on Investments	(2) <u>39,025</u>	
040 Other Local Revenues	(3) <u>133,770</u>	
041 Tuition from Students	(4) <u></u>	
042 Tuition - Other Districts	(5) <u></u>	
047 E-Rate Program	(6) <u>87,160</u>	
050 State Sources	(7) <u>6,261,035</u>	
100 Federal Sources - Direct	(8) <u>0</u>	
150 Federal Sources - Through the State	(9) <u>0</u>	
190 Federal Sources - Other Agencies	(10) <u>0</u>	
250 Transfers From Other Funds	(11) <u>0</u>	
Total Revenue		<u>\$9,920,990</u>

Expenditures

100 Instruction	(12) <u>\$4,067,546</u>	
200 Special Education Instruction	(13) <u>1,660,303</u>	
220 Special Education Support Services	(14) <u>0</u>	
300 Support Services - Students	(15) <u>208,773</u>	
350 Support Services - Instruction	(16) <u>836,853</u>	
400 School Administration	(17) <u>406,217</u>	
450 School Administration Support Services	(18) <u>286,496</u>	
510 District Administration	(19) <u>433,347</u>	
550 District Administration Support Services	(20) <u>353,654</u>	
600 Operations and Maintenance of Plant	(21) <u>1,456,242</u>	
700 Student Activities	(22) <u>496,936</u>	
780 Community Services	(23) <u>0</u>	
900 Other Financing Uses	(24) <u>50,000</u>	
Total Expenditures		<u>\$10,256,367</u>

Ending Fund Balance: June 30, 2025 (Subject to 10% Limit per AS 14.17.505(a))*	<u>\$880,892</u>	**
(Excluded from the 10% Limit)	<u>\$250,000</u>	estimated prepaids
Total Ending Fund Balance	<u>\$1,130,892</u>	

** Must be greater than or equal to zero

*Note regarding Fund Balance--please see the excerpt from HB 76 on the instructions page.

**Alaska Department of Education & Early Development - School Finance
FY2025 School Operating Fund Budget Revenues**

PETERSBURG SCHOOL DISTRICT

District Name **PROPOSED FY25 - PRESENTED JUNE 11TH**

010 City/Borough Appropriations

	Amount
011 City/Borough Direct Appropriation	<u>3,400,000</u>
012 City/Borough "In-Kind"	

(detail descriptions & dollar amts required for in-kind or budget will be returned)

_____	_____
_____	_____
_____	_____

Total City/Borough Appropriations \$3,400,000

Transferred to (1) on page 2

030 Earnings on Investments

030 Earnings on Investments	<u>39,025</u>
-----------------------------	---------------

Total Earnings on Investments \$39,025

Transferred to (2) on page 2

040 Other Local Revenues

040 Other Local Revenues - Identify:

(provide detail descriptions & dollar amts for local revenues)

040 LOCAL REVENUES	<u>35,000</u>
043 STUDENT ACTIVITY FEES	<u>64,045</u>
043 ACTIVITY GATE RECEIPTS	<u>7,000</u>
044 STUDENT CLASS FEES	<u>10,000</u>
045 STUDENT TECH FEES	<u>12,725</u>
046 LOCAL RENTAL REVENUE	<u>5,000</u>

Total Other Local Revenues \$133,770

Transferred to (3) on page 2

041 Tuition from Students

041 Tuition from Students	_____
---------------------------	-------

Total Tuition from Students _____

Transferred to (4) on page 2

042 Tuition - Other Districts

042 Tuition	_____
-------------	-------

Total Tuition - Other Districts _____

Transferred to (5) on page 2

047 E-Rate Program

047 E-Rate Program Revenue	<u>87,160</u>
----------------------------	---------------

Total E-Rate Program \$87,160

Transferred to (6) on page 2

**Alaska Department of Education & Early Development - School Finance
FY2025 School Operating Fund Budget Expenditures**

PETERSBURG SCHOOL DISTRICT

District Name **PROPOSED FY25 - PRESENTED JUNE 11TH**

Function 200 Special Education Instruction	Amount	Personnel FTE
Salaries		
310 Certificated Salaries	447,879	6.00
320 Non-Certificated Salaries	562,601	16.26
Total Salaries	<u>\$1,010,480</u>	
Employee Benefits		
360 Employee Benefits	637,322	
380 Housing Allowance/Subsidy		
390 Transportation Allowance		
Total Employee Benefits	<u>\$637,322</u>	
Total Salaries & Employee Benefits	<u>\$1,647,803</u>	
Non-Personnel		
410 Professional and Technical Services	4,000	related services
420 Staff Travel	2,000	
425 Student Travel		
430 Utility Services		
435 Energy		
440 Other Purchased Services	2,500	POWERSCHOOL
445 Insurance and Bond Premiums		
450 Supplies, Materials and Media	4,000	
480 Tuition and Stipends		
490 Other Expenses - Identify:		

510 Equipment		
Total Non-Personnel	<u>\$12,500</u>	
Total Salaries, Benefits, Non-Personnel	<u>\$1,660,303</u>	

Transferred to (13) on page 2

**Alaska Department of Education & Early Development - School Finance
FY2025 School Operating Fund Budget Expenditures**

PETERSBURG SCHOOL DISTRICT

District Name **PROPOSED FY25 - PRESENTED JUNE 11TH**

<i>Function 220 Special Education Support Services - Students</i>	Amount	Personnel FTE
Salaries		
310 Certificated Salaries	_____	_____
320 Non-Certificated Salaries	_____	_____
Total Salaries		\$0
Employee Benefits		
360 Employee Benefits	_____	
380 Housing Allowance/Subsidy	_____	
390 Transportation Allowance	_____	
Total Employee Benefits		\$0
Total Salaries & Employee Benefits		\$0
Non-Personnel		
410 Professional and Technical Services	_____	
419 Chief Administrator Contract Services	_____	
420 Staff Travel	_____	
425 Student Travel	_____	
430 Utility Services	_____	
435 Energy	_____	
440 Other Purchased Services	_____	
445 Insurance and Bond Premiums	_____	
450 Supplies, Materials and Media	_____	
480 Tuition and Stipends	_____	
490 Other Expenses - Identify:		
_____	_____	
_____	_____	
_____	_____	
510 Equipment	_____	
Total Non-Personnel		\$0
Total Salaries, Benefits, Non-Personnel		\$0

Transferred to (14) on page 2

**Alaska Department of Education & Early Development - School Finance
FY2025 School Operating Fund Budget Expenditures**

PETERSBURG SCHOOL DISTRICT
District Name **PROPOSED FY25 - PRESENTED JUNE 11TH**

<i>Function 300 Support Services - Students</i>	Amount	Personnel FTE
Salaries		
310 Certificated Salaries	88,700	1.00
320 Non-Certificated Salaries	800	0.00
Total Salaries	\$89,500	
Employee Benefits		
360 Employee Benefits	46,724	
380 Housing Allowance/Subsidy		
390 Transportation Allowance		
Total Employee Benefits	\$46,724	
 Total Salaries & Employee Benefits	 \$136,223	
Non-Personnel		
410 Professional and Technical Services	62,000	
420 Staff Travel		
425 Student Travel		
430 Utility Services		
435 Energy		
440 Other Purchased Services		
445 Insurance and Bond Premiums		
450 Supplies, Materials and Media	10,550	
480 Tuition and Stipends		
490 Other Expenses - Identify:		

510 Equipment		
Total Non-Personnel	\$72,550	
 Total Salaries, Benefits, Non-Personnel	 \$208,773	

Transferred to (15) on page 2

**Alaska Department of Education & Early Development - School Finance
FY2025 School Operating Fund Budget Expenditures**

PETERSBURG SCHOOL DISTRICT

District Name **PROPOSED FY25 - PRESENTED JUNE 11TH**

<i>Function 350 Support Services - Instruction</i>	Amount	Personnel FTE
Salaries		
310 Certificated Salaries	278,093	3.00
320 Non-Certificated Salaries	52,238	1.00
Total Salaries	<u>\$330,331</u>	
Employee Benefits		
360 Employee Benefits	167,696	
380 Housing Allowance/Subsidy	_____	
390 Transportation Allowance	_____	
Total Employee Benefits	<u>\$167,696</u>	
Total Salaries & Employee Benefits	<u><u>\$498,028</u></u>	
Non-Personnel		
410 Professional and Technical Services	35,000	
420 Staff Travel	_____	
425 Student Travel	_____	
430 Utility Services	120,000	
435 Energy	_____	
440 Other Purchased Services	77,026	
445 Insurance and Bond Premiums	12,000	
450 Supplies, Materials and Media	94,800	
480 Tuition and Stipends	_____	
490 Other Expenses - Identify:	_____	
_____	_____	
_____	_____	
_____	_____	
510 Equipment	_____	
Total Non-Personnel	<u>\$338,826</u>	
Total Salaries, Benefits, Non-Personnel	<u><u>\$836,853</u></u>	

Transferred to (16) on page 2

**Alaska Department of Education & Early Development - School Finance
FY2025 School Operating Fund Budget Expenditures**

PETERSBURG SCHOOL DISTRICT

District Name **PROPOSED FY25 - PRESENTED JUNE 11TH**

Function 400 School Administration	Amount	Personnel FTE
Salaries		
310 Certificated Salaries	246,950	2.30
Total Salaries	\$246,950	
Employee Benefits		
360 Employee Benefits	150,567	
380 Housing Allowance/Subsidy	_____	
390 Transportation Allowance	_____	
Total Employee Benefits	\$150,567	
Total Salaries & Employee Benefits	\$397,517	
Non-Personnel		
410 Professional and Technical Services	_____	
419 Chief Administrator Contract Services	_____	
420 Staff Travel	2,400	
425 Student Travel	_____	
430 Utility Services	_____	
435 Energy	_____	
440 Other Purchased Services	_____	
445 Insurance and Bond Premiums	_____	
450 Supplies, Materials and Media	5,000	
480 Tuition and Stipends	_____	
490 Other Expenses - Identify:		
PRINCIPAL ASSOCIATION FEES	1,300	
_____	_____	
_____	_____	
510 Equipment	_____	
Total Non-Personnel	\$8,700	
Total Salaries, Benefits, Non-Personnel	\$406,217	

Transferred to (17) on page 2

**Alaska Department of Education & Early Development - School Finance
FY2025 School Operating Fund Budget Expenditures**

PETERSBURG SCHOOL DISTRICT

District Name **PROPOSED FY25 - PRESENTED JUNE 11TH**

<i>Function 450 School Administration Support Services</i>	Amount	Personnel FTE
Salaries		
320 Non-Certificated Salaries	165,447	\$4 3.88
Total Salaries	<u>165,447</u>	
Employee Benefits		
360 Employee Benefits	111,148	
380 Housing Allowance/Subsidy		
390 Transportation Allowance		
Total Employee Benefits	<u>111,148</u>	
Total Salaries & Employee Benefits	<u><u>\$276,596</u></u>	
Non-Personnel		
410 Professional and Technical Services	2,400	
420 Staff Travel		
425 Student Travel		
430 Utility Services	6,400	
435 Energy		
440 Other Purchased Services		
445 Insurance and Bond Premiums		
450 Supplies, Materials and Media	1,100	
480 Tuition and Stipends		
490 Other Expenses - Identify:		

510 Equipment		
Total Non-Personnel	<u><u>\$9,900</u></u>	
Total Salaries, Benefits, Non-Personnel	<u><u>\$286,496</u></u>	

Transferred to (18) on page 2

**Alaska Department of Education & Early Development - School Finance
FY2025 School Operating Fund Budget Expenditures**

PETERSBURG SCHOOL DISTRICT

District Name **PROPOSED FY25 - PRESENTED JUNE 11TH**

Function 510 District Administration	Amount	Personnel FTE
Salaries		
310 Certificated Salaries	151,620	1.00
320 Non-Certificated Salaries	80,600	1.00
Total Salaries	<u>\$232,220</u>	
Employee Benefits		
360 Employee Benefits	111,177	
380 Housing Allowance/Subsidy	_____	
390 Transportation Allowance	_____	
Total Employee Benefits	<u>\$111,177</u>	
 Total Salaries & Employee Benefits	 <u><u>\$343,397</u></u>	
Non-Personnel		
410 Professional and Technical Services	32,000	
419 Chief Administrator Contract Services	_____	
420 Staff Travel	15,500	
425 Student Travel	_____	
430 Utility Services	1,750	
435 Energy	_____	
440 Other Purchased Services	_____	
445 Insurance and Bond Premiums	_____	
450 Supplies, Materials and Media	15,100	
480 Tuition and Stipends	_____	
490 Other Expenses - Identify:		
OTHER EXPENSES	300	
DUES AND FEES	25,300	
510 Equipment	_____	
Total Non-Personnel	<u>\$89,950</u>	
 Total Salaries, Benefits, Non-Personnel	 <u><u>\$433,347</u></u>	

Transferred to (19) on page 2

**Alaska Department of Education & Early Development - School Finance
FY2025 School Operating Fund Budget Expenditures**

PETERSBURG SCHOOL DISTRICT

District Name **PROPOSED FY25 - PRESENTED JUNE 11TH**

<i>Function 550 District Administration Support Services</i>	Amount	Personnel FTE
Salaries		
310 Certificated Salaries		
320 Non-Certificated Salaries	<u>112,313</u>	<u>1.56</u>
Total Salaries		<u>\$112,313</u>
Employee Benefits		
360 Employee Benefits	<u>58,423</u>	
380 Housing Allowance/Subsidy		
390 Transportation Allowance		
Total Employee Benefits		<u>\$58,423</u>
		<u>\$170,737</u>
Non-Personnel		
410 Professional and Technical Services	<u>122,500</u>	
420 Staff Travel	<u>4,000</u>	
425 Student Travel		
430 Utility Services		
435 Energy		
440 Other Purchased Services		
445 Insurance and Bond Premiums	<u>76,997</u>	
450 Supplies, Materials and Media	<u>950</u>	
480 Tuition and Stipends		
490 Other Expenses - Identify:		
DUES AND FEES	<u>8,000</u>	
495 Indirect Costs	<u>(29,530)</u>	
510 Equipment		
Total Non-Personnel		<u>\$182,917</u>
		<u>\$353,654</u>

Transferred to (20) on page 2

**Alaska Department of Education & Early Development - School Finance
FY2025 School Operating Fund Budget Expenditures**

PETERSBURG SCHOOL DISTRICT

District Name **PROPOSED FY25 - PRESENTED JUNE 11TH**

<i>Function 600 Operations and Maintenance of Plant</i>	Amount	Personnel FTE
Salaries		
310 Certificated Salaries		
320 Non-Certificated Salaries	<u>291,832</u>	<u>5.39</u>
Total Salaries		<u>\$291,832</u>
Employee Benefits		
360 Employee Benefits	<u>145,983</u>	
380 Housing Allowance/Subsidy		
390 Transportation Allowance		
Total Employee Benefits		<u>\$145,983</u>
		<u>\$437,815</u>
Non-Personnel		
410 Professional and Technical Services	<u>20,000</u>	
420 Staff Travel	<u>2,000</u>	
425 Student Travel		
430 Utility Services	<u>73,100</u>	
435 Energy	<u>659,600</u>	
440 Other Purchased Services	<u>25,000</u>	
445 Insurance and Bond Premiums	<u>149,717</u>	
450 Supplies, Materials and Media	<u>85,010</u>	
480 Tuition and Stipends		
490 Other Expenses - Identify:		
BRIGHTLY- FORMERLY SCHOOL DUDE	<u>4,000</u>	
510 Equipment		
Total Non-Personnel		<u>\$1,018,427</u>
		<u>\$1,456,242</u>
		<u>\$1,456,242</u>

Transferred to (21) on page 2

**Alaska Department of Education & Early Development - School Finance
FY2025 School Operating Fund Budget Expenditures**

PETERSBURG SCHOOL DISTRICT

District Name **PROPOSED FY25 - PRESENTED JUNE 11TH**

Function 700 Student Activities	Amount	Personnel FTE
Salaries		
310 Certificated Salaries	<u>124,943</u>	<u>0.55</u>
320 Non-Certificated Salaries	<u>61,566</u>	
Total Salaries	<u>\$186,509</u>	
Employee Benefits		
360 Employee Benefits	<u>63,117</u>	
380 Housing Allowance/Subsidy	<u></u>	
390 Transportation Allowance	<u></u>	
Total Employee Benefits	<u>\$63,117</u>	
 Total Salaries & Employee Benefits	 <u><u>\$249,626</u></u>	
Non-Personnel		
410 Professional and Technical Services	<u></u>	
420 Staff Travel	<u>9,300</u>	
425 Student Travel	<u>212,500</u>	
430 Utility Services	<u>1,500</u>	
435 Energy	<u></u>	
440 Other Purchased Services	<u></u>	
445 Insurance and Bond Premiums	<u></u>	
450 Supplies, Materials and Media	<u>17,010</u>	
480 Tuition and Stipends	<u></u>	
490 Other Expenses - Identify:		
REGION V PARTICIPATION FEES	<u>7,000</u>	
	<u></u>	
	<u></u>	
510 Equipment	<u></u>	
Total Non-Personnel	<u><u>\$247,310</u></u>	
 Total Salaries, Benefits, Non-Personnel	 <u><u>\$496,936</u></u>	

Transferred to (22) on page 2

**Alaska Department of Education & Early Development - School Finance
FY2025 School Operating Fund Budget Expenditures**

PETERSBURG SCHOOL DISTRICT

District Name **PROPOSED FY25 - PRESENTED JUNE 11TH**

<i>Function 780 Community Services</i>	Amount	Personnel FTE
Salaries		
310 Certificated Salaries	_____	_____
320 Non-Certificated Salaries	_____	_____
Total Salaries		<u>\$0</u>
Employee Benefits		
360 Employee Benefits	_____	
380 Housing Allowance/Subsidy	_____	
390 Transportation Allowance	_____	
Total Employee Benefits		<u>\$0</u>
		<u><u>\$0</u></u>
Non-Personnel		
410 Professional and Technical Services	_____	
420 Staff Travel	_____	
425 Student Travel	_____	
430 Utility Services	_____	
435 Energy	_____	
440 Other Purchased Services	_____	
445 Insurance and Bond Premiums	_____	
450 Supplies, Materials and Media	_____	
480 Tuition and Stipends	_____	
490 Other Expenses - Identify:	_____	
_____	_____	
_____	_____	
_____	_____	
510 Equipment	_____	
Total Non-Personnel		<u>\$0</u>
		<u><u>\$0</u></u>

Transferred to (23) on page 2

**Alaska Department of Education & Early Development - School Finance
FY2025 School Operating Fund Budget Expenditures**

PETERSBURG SCHOOL DISTRICT

District Name **PROPOSED FY25 - PRESENTED JUNE 11TH**

Function 900 Other Financing Uses

Amount

Transfers To:

550 Transfer to Other Funds

TRANSFER TO FOOD SERVICE FUND

25,000

TRANSFER TO CAPITAL FUND

25,000

Total Other Financing Uses

\$50,000

Transferred to (24) on page 2

**Alaska Department of Education and Early Development - School Finance
 FY2025 School Operating Fund Budget TRS/PERS Functional Breakdown**

PETERSBURG SCHOOL DISTRICT

District Name **PROPOSED FY25 - PRESENTED JUNE 11TH**

The department uses two required revenue object codes, 056 and 057, for the purpose of recording TRS and PERS on-behalf revenue. The full amount of the TRS and PERS on-behalf from all funds must be recorded in the operating fund. The district is to calculate the functional break-out in order to allocate the related on-behalf expenditure.

The district is to use the following allocation method for breaking out the TRS by function.

- 1) To calculate the TRS on-behalf amount take the difference between the Board Recommended Rate and the Effective Rate and multiply the difference by the total district wide TRS payroll from all funds. You will now have the total dollar amount of the TRS on-behalf for all funds.
- 2) Divide the (total district wide TRS payroll by function from all funds) by the (total district wide TRS payroll from all funds) to derive a percentage of total district wide TRS payroll by function.
- 3) The total district wide TRS payroll by function percentage is multiplied by the total TRS on-behalf to come up with the total TRS on-behalf by function to be recorded in the operating fund.

The district is to use the same methodology for recording total PERS on-behalf. The TRS and PERS on-behalf allocations are to be recorded in the schedule below and also included in the employee benefits in each function. The total on-behalf employee benefits by function should reconcile to the total on-behalf revenues recorded from page 4.

Note: TRS on-behalf rate for FY2025 is 16.03% and PERS on-behalf rate for FY2025 is 4.76%

	TRS	PERS
Total On-Behalf Revenue from page 4	611,166	72,052
Function 100 On-Behalf Expenditures	385,083	2,937
Function 200 On-Behalf Expenditures	79,911	23,981
Function 220 On-Behalf Expenditures	0	0
Function 300 On-Behalf Expenditures	19,144	11,143
Function 350 On-Behalf Expenditures	44,482	2,975
Function 400 On-Behalf Expenditures	39,298	0
Function 450 On-Behalf Expenditures	0	7,698
Function 510 On-Behalf Expenditures	24,045	3,808
Function 550 On-Behalf Expenditures	0	5,346
Function 600 On-Behalf Expenditures	0	13,463
Function 700 On-Behalf Expenditures	19,203	701
Function 780 On-Behalf Expenditures	0	0
Total On-Behalf Employee Benefits by Function	611,166	72,052

Note: TRS and PERS on-behalf for Pupil Transportation and Food Service should be included in function 300 and TRS and PERS on-behalf for Construction & Facilities Acquisition should be included in function 600.

FY25 School Operating Budget Petersburg School District



Erica Kludt-Painter, Superintendent
Shannon Baird, Director of Finance
June 11, 2024

Enrollment Trends

FY 2012 thru FY 2025

2011-12	2012-13	2013-14	2014-15	2015-16	2016-17	2017-18	2018-19	2019-20	2020-21	2021-22	2022-23	2023-24	2024-25	Grade
1	2	0	1	0.75	0.75	1.5	1	0.25	0	1.5	1.9	1.5	1.5	PK
26	44	28	34	44	44	42	33	44	37	26	35	39	21	K
23	29	41	27	31	31	38	43	27	33	39.25	27	38.3	39	1
29	24	27	44	33	33	43	39	42	27	36	40	29	38	2
29	30	24	29	46	46	29	44	36	38	28	35	39.3	29	3
40	29	28	26	34	34	31	31	43	31	36	29	37	40	4
27	40	30	28	31	31	42	34	33	38	34	37	30	36	5
175	198	178	189	219.75	219.75	226.5	225	225.25	204	200.75	204.9	214.1	204.5	total
42	26	40	32	29	29	32.8	41	34	29	42.4	33	41.5	29	6
30	45	31	39	36	36	27	34	43	28	28	42	39	43	7
31	26	41	28	39	39	28.25	26	34	46	28	30	43	35	8
103	97	112	99	104	104	88.05	101	111	103	98.4	105	123.5	107	total
35	40	31	44	29	31	35	33	31	32	42	28	32.5	42	9
46	35	30	35	43	43	40	32	31	29	29	42	35	32	10
41	43	34	30	36.25	39	30.5	38	32	31	24	28	40.5	33	11
26	38	45	34	33	33	45	32	37	27	32	22	23.5	36	12
148	156	140	143	141.25	146	150.5	135	131	119	127	120	131.5	143	total
426	451	430	431	465	469.75	465.05	461	467.25	426	426	430	469.1	454.5	GRAND TOTAL
-12.35%	5.87%	-4.66%	0.23%	7.89%	1.02%	-1.00%	-0.87%	1.36%	-8.83%	0.03%	0.88%	9.20%	-3.40%	% Changes

BSA Value of \$5960 in FY24 has a FY12 value of \$4,682 when adjusted for inflation

**Alaska Department of Education & Early Development - School Finance
FY2025 School Operating Fund Budget Summary**

PETERSBURG SCHOOL DISTRICT

Page 2

District Name **PROPOSED FY25 - PRESENTED JUNE 11TH**

Beginning Fund Balance: July 1, 2024 - (Subject to 10% Limit per AS 14.17.505(a))*	<u>\$1,216,269</u>	Currently Budgeted
(Excluded from the 10% Limit)	<u>\$250,000</u>	estimated prepaids
Total Beginning Fund Balance	<u>\$1,466,269</u>	

Revenue

010 City/Borough Appropriations	(1) <u>\$3,400,000</u>
030 Earnings on Investments	(2) <u>39,025</u>
040 Other Local Revenues	(3) <u>133,770</u>
041 Tuition from Students	(4) <u> </u>
042 Tuition - Other Districts	(5) <u> </u>
047 E-Rate Program	(6) <u>87,160</u>
050 State Sources	(7) <u>6,261,035</u>
100 Federal Sources - Direct	(8) <u>0</u>
150 Federal Sources - Through the State	(9) <u>0</u>
190 Federal Sources - Other Agencies	(10) <u>0</u>
250 Transfers From Other Funds	(11) <u>0</u>
Total Revenue	<u>\$9,920,990</u>

Expenditures

100 Instruction	(12) <u>\$4,067,546</u>
200 Special Education Instruction	(13) <u>1,660,303</u>
220 Special Education Support Services	(14) <u>0</u>
300 Support Services - Students	(15) <u>208,773</u>
350 Support Services - Instruction	(16) <u>836,853</u>
400 School Administration	(17) <u>406,217</u>
450 School Administration Support Services	(18) <u>286,496</u>
510 District Administration	(19) <u>433,347</u>
550 District Administration Support Services	(20) <u>353,654</u>
600 Operations and Maintenance of Plant	(21) <u>1,456,242</u>
700 Student Activities	(22) <u>496,936</u>
780 Community Services	(23) <u>0</u>
900 Other Financing Uses	(24) <u>50,000</u>
Total Expenditures	<u>\$10,256,367</u>

Ending Fund Balance: June 30, 2025 (Subject to 10% Limit per AS 14.17.505(a))*	<u>\$880,892</u>	**
(Excluded from the 10% Limit)	<u>\$250,000</u>	estimated prepaids
Total Ending Fund Balance	<u>\$1,130,892</u>	

** Must be greater than or equal to zero

*Note regarding Fund Balance—please see the excerpt from HB 76 on the instructions page.

Revenue Overview

Revenue: Overall \$9,920,990

- Based on 450 Student Count
 - Intensive special needs students decrease to 18 from 21 in FY24
- Reduction in Foundation Funding of \$952,407 for FY25 at \$5,575,817 from \$6,528,224 in FY24 (based on a flat BSA in FY25)
- Increase in Borough Funding of \$400,000 to a total local contribution of \$3.4 million
- Utilize approximately \$330,954 of our fund balance in FY25
- Increase in Investment Revenue from \$10,494 to \$39,025
 - Budgeting 3.5% earnings on investments
- Decrease in E-Rate Revenue by \$5,974, but overall cost to the District is not increasing
- Increase in State PERS/TRS On-Behalf Rates from 3.01% to 4.76% and 12.96% to 16.03%, respectively

Revenue Overview

Revenue - 040 Other Local Revenue

040 Other Local Revenues

040 Other Local Revenues - Identify:

(provide detail descriptions & dollar amts for local revenues)

040	<u>LOCAL REVENUES</u>	<u>35,000</u>
043	<u>STUDENT ACTIVITY FEES</u>	<u>64,045</u>
043	<u>ACTIVITY GATE RECEIPTS</u>	<u>7,000</u>
044	<u>STUDENT CLASS FEES</u>	<u>10,000</u>
045	<u>STUDENT TECH FEES</u>	<u>12,725</u>
046	<u>LOCAL RENTAL REVENUE</u>	<u>5,000</u>

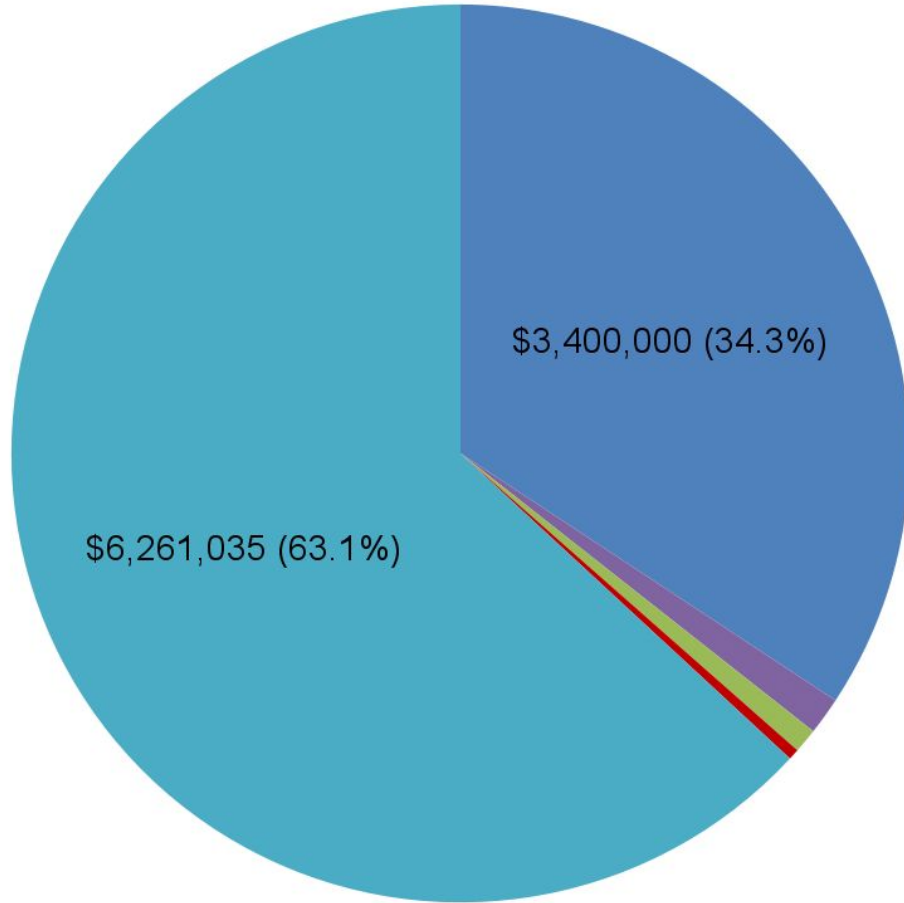
Total Other Local Revenues

\$133,770

- Increase in Student Fees and Local Revenue Funding by \$28,770
 - Increase in FY25 due to increased Activity Fees and Technology/Laptop Fees
 - Being separated into more categories starting FY25

Revenue Overview

Revenue by Source

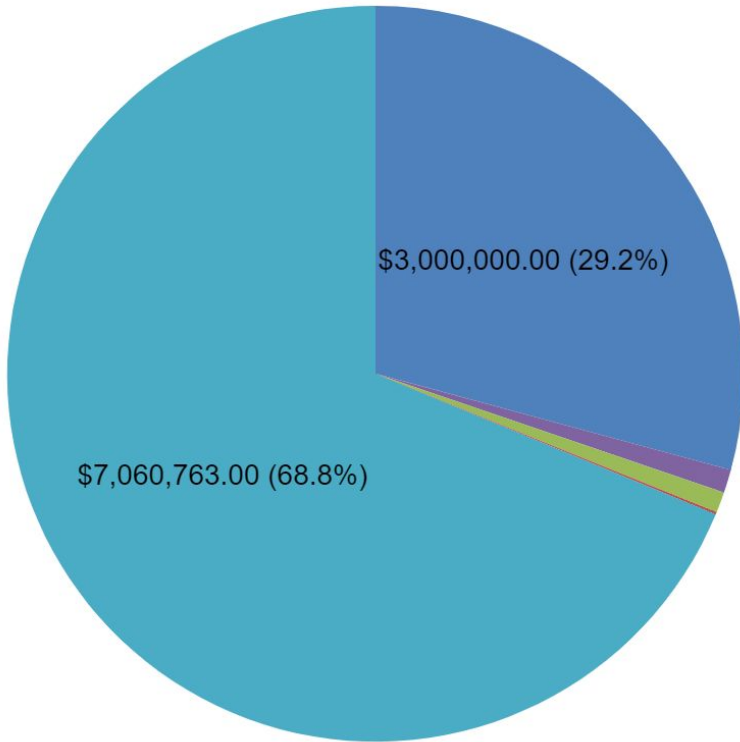


City/Borough Appropriations	\$3,400,000	34.27%
Other Local Revenues	\$133,770	1.35%
E-Rate Program	\$87,160	0.88%
Earnings on Investments	\$39,025	0.39%
State Sources	\$6,261,035	63.11%
TOTAL	\$9,920,990	

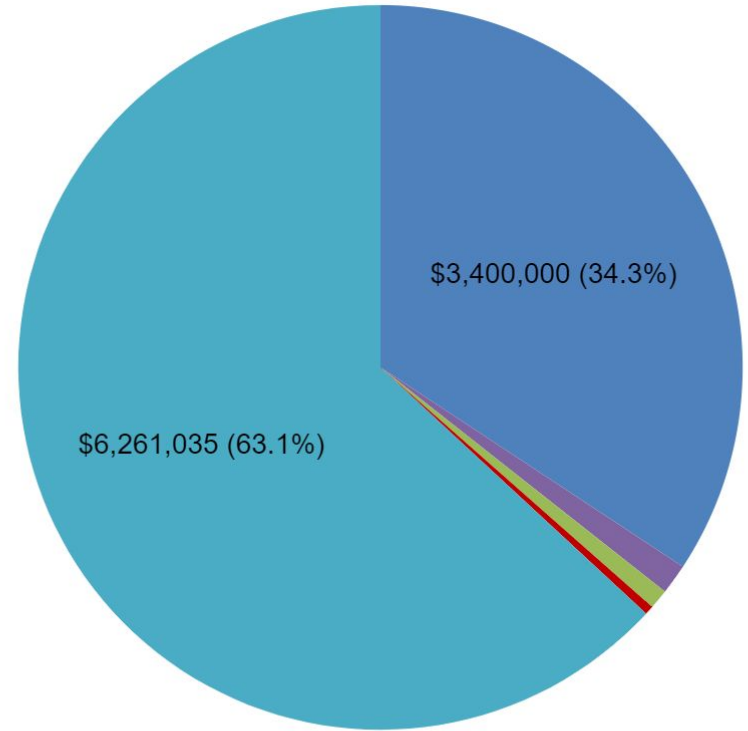
- City/Borough Appropriations
- Other Local Revenues
- E-Rate Program
- Earnings on Investments
- State Sources

Revenue Comparison

FY24 by Source



FY25 by Source



- City/Borough Appropriations
- Other Local Revenues
- E-Rate Program
- Earnings on Investments
- State Sources

- City/Borough Appropriations
- Other Local Revenues
- E-Rate Program
- Earnings on Investments
- State Sources

Other State Funding Scenarios

FY25 State Foundation Funding

BSA	State Foundation Funding	Ending Fund Balance	Student Count of 450, with an intensive count of 18
\$5,960	\$ 5,556,459	\$1,135,315	Flat BSA
\$5,960+\$300=\$6,260	\$ 5,919,414	\$ 1,498,270	one-time \$300 over BSA
\$5,960+\$340=\$6,300	\$ 5,967,808	\$ 1,546,664	one-time \$340 over BSA
\$5,960+\$500=\$6,460	\$ 6,161,384	\$ 1,623,627	one-time \$500 over BSA
\$5,960+\$680=\$6,640	\$ 6,379,157	\$ 1,958,013	one-time \$680 over BSA

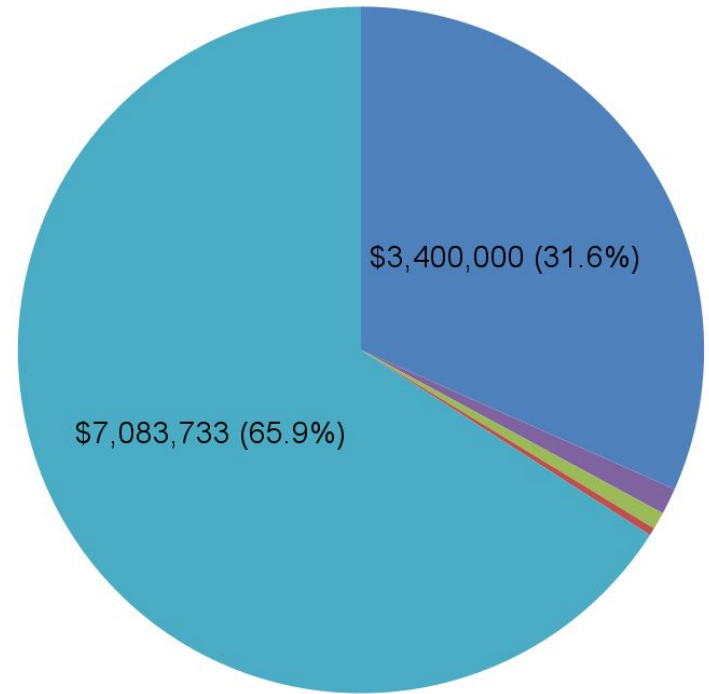
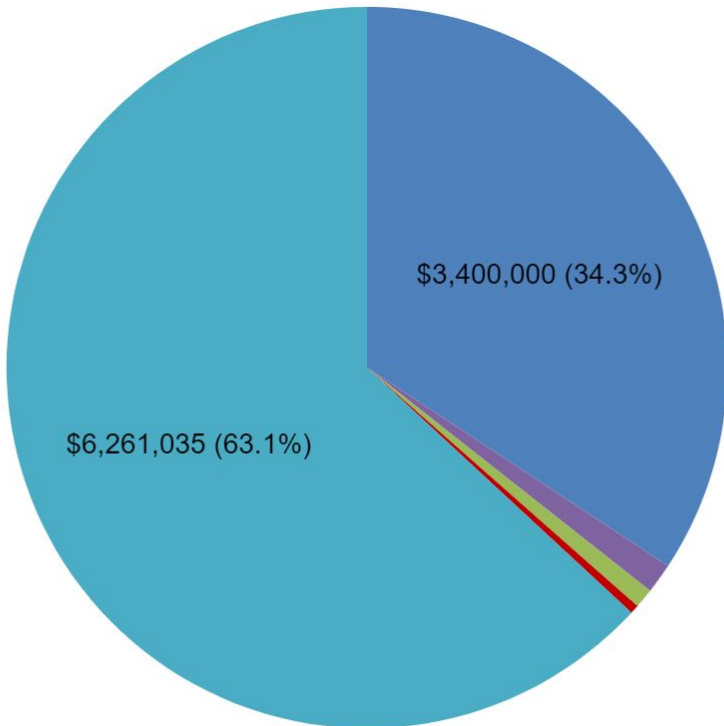
FY24 State Funding \$6,507,316 for Reference

Revenue Comparison

FY25 by Source

Flat BSA

\$680 over BSA



City/Borough Appropriations Other Local Revenues E-Rate Program
Earnings on Investments State Sources

City/Borough Appropriations Other Local Revenues E-Rate Program
Earnings on Investments State Sources

Revenue

010 City/Borough Appropriations	(1)	<u>\$3,400,000</u>	
030 Earnings on Investments	(2)	<u>39,025</u>	
040 Other Local Revenues	(3)	<u>133,770</u>	
041 Tuition from Students	(4)	<u></u>	
042 Tuition - Other Districts	(5)	<u></u>	
047 E-Rate Program	(6)	<u>87,160</u>	
050 State Sources	(7)	<u>6,261,035</u>	
100 Federal Sources - Direct	(8)	<u>0</u>	
150 Federal Sources - Through the State	(9)	<u>0</u>	
190 Federal Sources - Other Agencies	(10)	<u>0</u>	
250 Transfers From Other Funds	(11)	<u>0</u>	
Total Revenue			<u>\$9,920,990</u>

**Alaska Department of Education & Early Development - School Finance
FY2025 School Operating Fund Budget Summary**

PETERSBURG SCHOOL DISTRICT

Page 2

District Name **PROPOSED FY25 - PRESENTED JUNE 11TH**

Beginning Fund Balance: July 1, 2024 - (Subject to 10% Limit per AS 14.17.505(a))*	<u>\$1,216,269</u>	Currently Budgeted
(Excluded from the 10% Limit)	<u>\$250,000</u>	estimated prepaids
Total Beginning Fund Balance	<u>\$1,466,269</u>	

Revenue

010 City/Borough Appropriations	(1) <u>\$3,400,000</u>
030 Earnings on Investments	(2) <u>39,025</u>
040 Other Local Revenues	(3) <u>133,770</u>
041 Tuition from Students	(4) <u> </u>
042 Tuition - Other Districts	(5) <u> </u>
047 E-Rate Program	(6) <u>87,160</u>
050 State Sources	(7) <u>6,261,035</u>
100 Federal Sources - Direct	(8) <u>0</u>
150 Federal Sources - Through the State	(9) <u>0</u>
190 Federal Sources - Other Agencies	(10) <u>0</u>
250 Transfers From Other Funds	(11) <u>0</u>
Total Revenue	<u>\$9,920,990</u>

Expenditures

100 Instruction	(12) <u>\$4,067,546</u>
200 Special Education Instruction	(13) <u>1,660,303</u>
220 Special Education Support Services	(14) <u>0</u>
300 Support Services - Students	(15) <u>208,773</u>
350 Support Services - Instruction	(16) <u>836,853</u>
400 School Administration	(17) <u>406,217</u>
450 School Administration Support Services	(18) <u>286,496</u>
510 District Administration	(19) <u>433,347</u>
550 District Administration Support Services	(20) <u>353,654</u>
600 Operations and Maintenance of Plant	(21) <u>1,456,242</u>
700 Student Activities	(22) <u>496,936</u>
780 Community Services	(23) <u>0</u>
900 Other Financing Uses	(24) <u>50,000</u>
Total Expenditures	<u>\$10,256,367</u>

Ending Fund Balance: June 30, 2025 (Subject to 10% Limit per AS 14.17.505(a))*	<u>\$880,892</u>	**
(Excluded from the 10% Limit)	<u>\$250,000</u>	estimated prepaids
Total Ending Fund Balance	<u>\$1,130,892</u>	

** Must be greater than or equal to zero

*Note regarding Fund Balance—please see the excerpt from HB 76 on the instructions page.

Expenditure Increases

Expenditure: Overall \$10,256,367

- Health insurance premiums rates increasing by approximately 6.7%
- Property insurance increasing approximately \$8,010.74 or 5.65%, due to rate increase and insured value increase
- Liability Insurance increasing \$7,839.42 or 11.34%, due to high payroll costs and rate increase
- Workers Comp rates went down, but our payroll expenses/estimates went up, overall increase of \$3,482.93 or 9.85%
- Heating Fuel Budgeted \$420,000, same at FY24 (FY23 actual \$383,058)
- PERS/TRS On-Behalf Rates are 4.76% and 16.03%, respectively
- Curriculum Budget has increased 37% to accommodate Math for FY25
- Budgeting \$62,000 for Nurse and Mental Health Services

Expenditure Increases

Expenditure: Overall \$10,256,367

- We have staff moving from grants that are ending into the General Fund.
 - FY24 approximate value \$319,316
- 1% increase for classified salaries plus their step increases on the salary schedule coming out to approximate average 4% increase.
- Average of 5.03% Salary Increase for Exempt Staff, and approximately \$20,000 in increases to benefits.
- Certified salaries and benefits Increase costs budgeted based on the District's last offer - negotiations ongoing. At least a 4.89% increase in Salary.
- Extra Duty contract amounts are also based on District's last offer - negotiations ongoing

Expenditure Increases

Certified Staff - Negotiations ongoing

- Our latest offer if we had kept all our current certified staff members
- Includes estimated \$306,511 additional Salary and % Benefits (TRS, Medicare Tax and Workers Comp)
 - Teachers would see at least a 4.89% increase in Salary in FY25
- Estimated \$38,342 total increase from other Benefits such as TRS Tier 3 Sick leave payout, TRS Tier 3 \$500 403(b) match, one more personal day, increased leave for professional award recognition, and bonuses for retiring teachers that give the district ample notice.
- Offer does not include increases to Extra Duty Contracts

Expenditure Increases

Certified Staff Salary % Increases- Negotiations ongoing

FY 25	BA	BA16	BA48/MA	BA64/MA16	BA80/MA32
0	6.41%	6.33%	6.24%	6.16%	6.07%
1	6.33%	6.24%	6.16%	6.07%	5.99%
2	6.24%	6.16%	6.07%	5.99%	5.90%
3	6.16%	6.07%	5.99%	5.90%	5.82%
4	6.07%	5.99%	5.90%	5.82%	5.73%
5	5.99%	5.90%	5.82%	5.73%	5.65%
6	5.90%	5.82%	5.73%	5.65%	5.57%
7	5.82%	5.73%	5.65%	5.57%	5.48%
8	5.73%	5.65%	5.57%	5.48%	5.40%
9		5.57%	5.48%	5.40%	5.31%
10			5.40%	5.31%	5.23%
11			5.31%	5.23%	5.14%
12				5.14%	5.06%
13					4.97%
14					4.89%

Expenditure Increases

Certified Staff Salaries Budgeted- Negotiations ongoing

FY 25	BA	BA16	BA48/MA	BA64/MA16	BA80/MA32
0	\$50,348	\$52,733	\$55,112	\$57,490	\$59,864
1	\$52,733	\$55,112	\$57,490	\$59,864	\$62,232
2	\$55,112	\$57,490	\$59,864	\$62,232	\$64,599
3	\$57,490	\$59,864	\$62,232	\$64,599	\$66,960
4	\$59,864	\$62,232	\$64,599	\$66,960	\$69,316
5	\$62,232	\$64,599	\$66,960	\$69,316	\$71,670
6	\$64,599	\$66,960	\$69,316	\$71,670	\$74,020
7	\$66,960	\$69,316	\$71,670	\$74,020	\$76,366
8	\$69,316	\$71,670	\$74,020	\$76,366	\$78,709
9	\$0	\$74,020	\$76,366	\$78,709	\$81,048
10	\$0	\$0	\$78,709	\$81,048	\$83,381
11	\$0	\$0	\$81,048	\$83,381	\$85,711
12	\$0	\$0	\$0	\$85,711	\$88,037
13	\$0	\$0	\$0	\$0	\$90,360
14	\$0	\$0	\$0	\$0	\$92,681

Expenditure Cuts

Expenditure: Overall \$10,256,367

Reduced supply/material/travel/services budgets district wide....

- **District Office:** Reductions to transportation, supplies and services. But Indirect cost recovery is also down \$24,350 due to less grants budgeted for FY25. Indirect Cost Recovery shows up as a negative expense for the administration of grants.
- **Elementary, Middle and High:** All reduced supplies
- **Special Education:** Reduction in contracted service
- **Technology:** Cut supplies and materials, this includes freshman laptops refresh being cut.
- **Facility/Maintenance:** Cut supplies and materials and utilities
 - Includes a reduction in Aquatic Center electricity, due to reduced usage of the facilities.
- Electricity Budgeted \$239,600 total, decrease of \$40,400 from FY24 - 3% rate increase built onto what was originally budgeted for FY24, and then a reduction of \$90,000 for electricity anticipated being covered by the Borough.
- Reduction of 4.33 certified positions and 2.57 classified positions

Utilities for Gym & Aquatic Center

School District		Calendar Year 2023	
Aquatic Center Boiler Electricity			\$181,479.56
Community Gym & Craft Room			
	Electricity	\$	11,508.96
	Water	\$	1,693.02
	Sewer	\$	2,825.67
		\$	16,027.65
Petersburg Borough		Calendar Year 2023	
Aquatic Center			
	Electricity	\$	86,244.32
	Water	\$	6,473.06
	Sewer	\$	6,462.90
	Refuse	\$	3,484.01
	Security Lights	\$	720.00
		\$	103,384.29

Expenditure Cuts - Activities

Increase Revenue and Decrease Expenses

- **Activity Fees:**
 - Activity Participation Fees:
 - High School varies based on length of season and amount of expected travel. XC \$205, Swim \$215, Volleyball \$205, Wrestling \$195, Cheer \$205, Basketball \$265, Track \$205, and Baseball \$185
 - Middle School \$50 per student per activity
 - Activity Travel Fees:
 - High School \$50 per student per trip
 - Middle School \$25 per student per trip
- **Expenses:** Cut at least \$7,300 in supplies, materials and travel

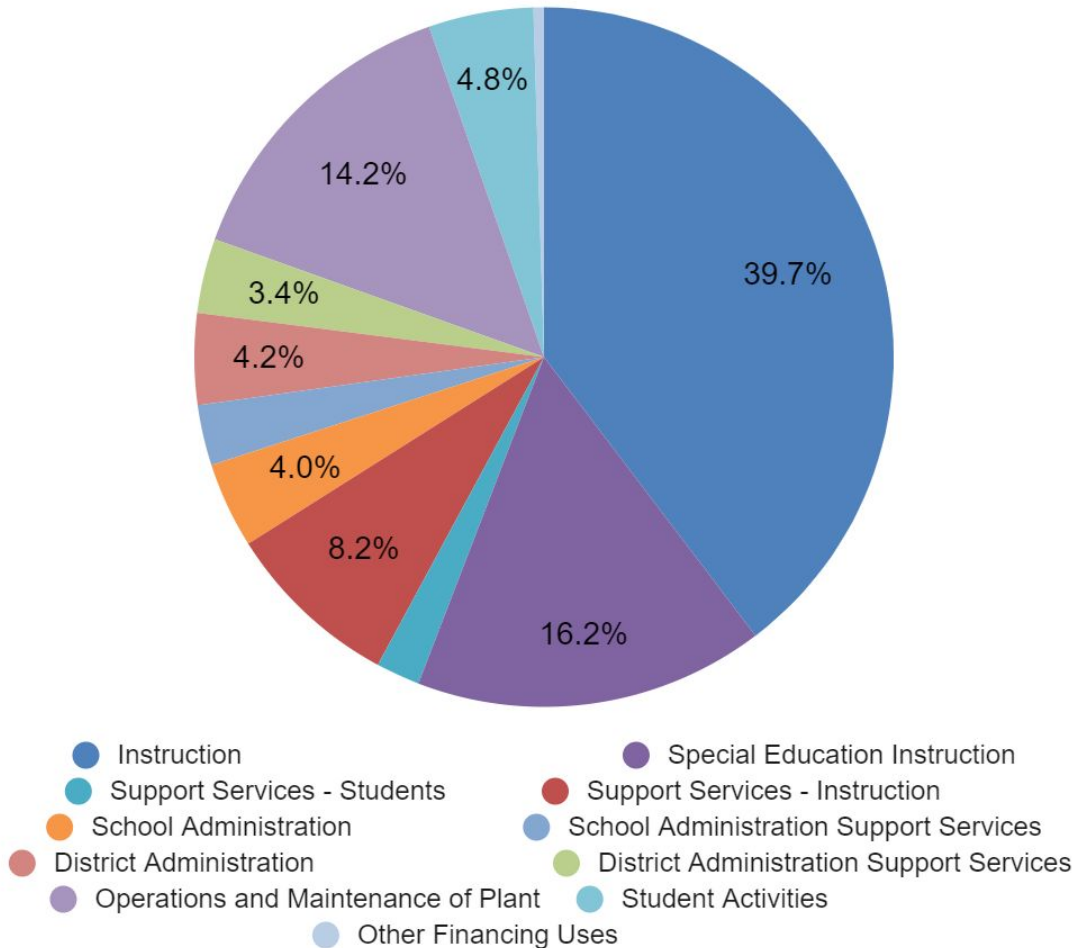
The District will be imposing activity budgets to the dollar.

Budgeted Staffing

- **37.67 FTE Certified Teachers** - Includes Regular Instruction, Special Education, Counselors, Preschool
 - 36.17 FTE General Fund
 - 1.5 FTE Special Revenue- ESEA (Title I-A and Title I-C)
- **33.27 FTE Classified Staff-** Includes Classroom Aides, Technology Assistant, Secretaries, Food Service, Maintenance/Custodial, and Finance Technician
 - 28.71 FTE General Fund
 - 4.56 FTE Special Revenue (Food Service)
- **10 FTE Exempts** - Includes Superintendent, 2 Principals, SPED Director, Activities Director, Technology Director, Finance Director, District Admin Assistant, Maintenance Director and Food Service Director
 - 8.25 FTE General Fund
 - 1.75 FTE Special Revenue (Food Service, USDA SCALES, Indian Ed, Title VI-B and Title I-C)

Expenditure Continued

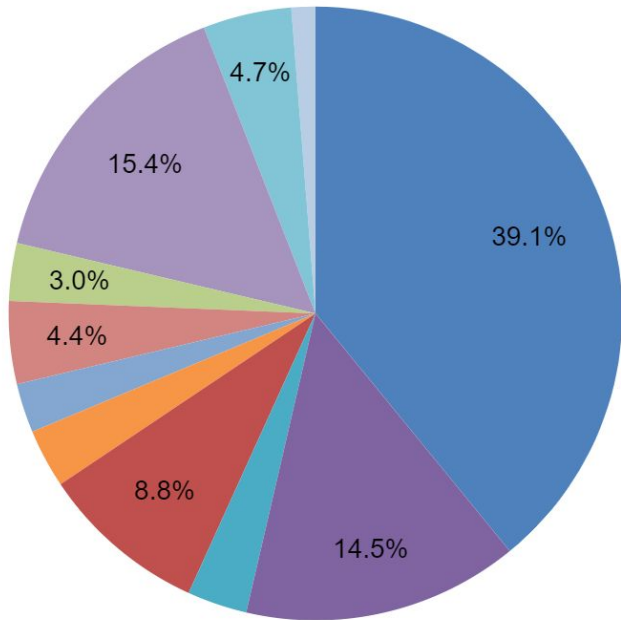
Expenditures by Function Code



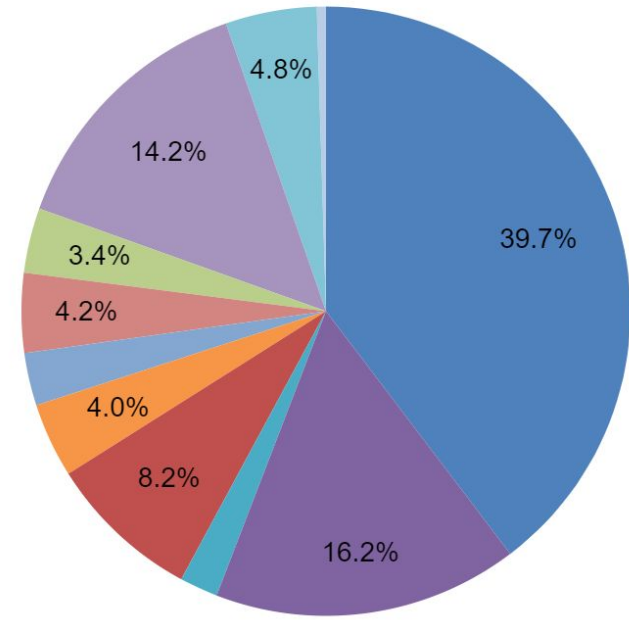
Instruction	\$4,067,546	39.66%
Special Education Instruction	1,660,303	16.19%
Special Education Support Services	0	0.00%
Support Services - Students	208,773	2.04%
Support Services - Instruction	836,853	8.16%
School Administration	406,217	3.96%
School Administration Support Services	286,496	2.79%
District Administration	433,347	4.23%
District Administration Support Services	353,654	3.45%
Operations and Maintenance of Plant	1,456,242	14.20%
Student Activities	496,936	4.85%
Community Services	0	0.00%
Other Financing Uses	50,000	0.49%
TOTAL	\$ 10,256,367	

Expenditure Comparison

FY24 by Function



FY25 by Function

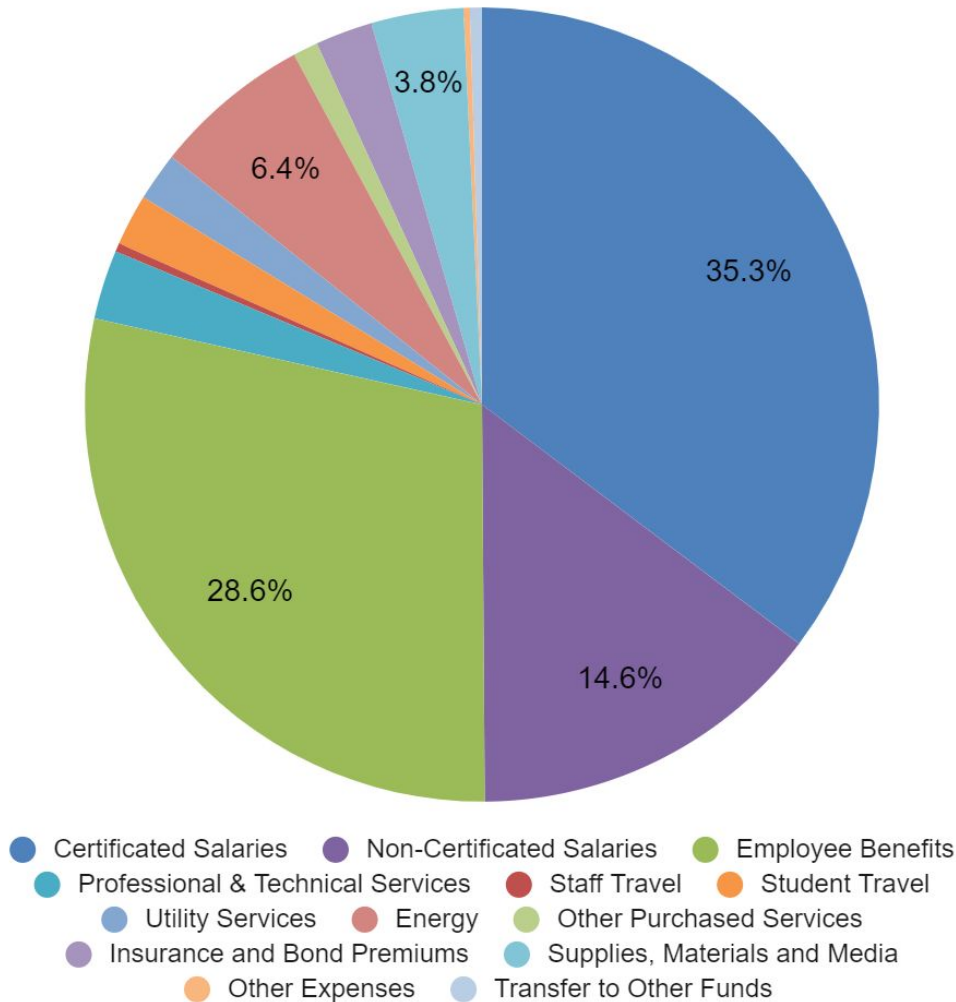


- Instruction
- Support Services - Students
- School Administration
- District Administration
- District Administration Support Services
- Student Activities
- Special Education Instruction
- Support Services - Instruction
- School Administration Support Services
- Operations and Maintenance of Plant
- Other Financing Uses

- Instruction
- Support Services - Students
- School Administration
- District Administration
- District Administration Support Services
- Student Activities
- Special Education Instruction
- Support Services - Instruction
- School Administration Support Services
- Operations and Maintenance of Plant
- Other Financing Uses

Expenditure Continued

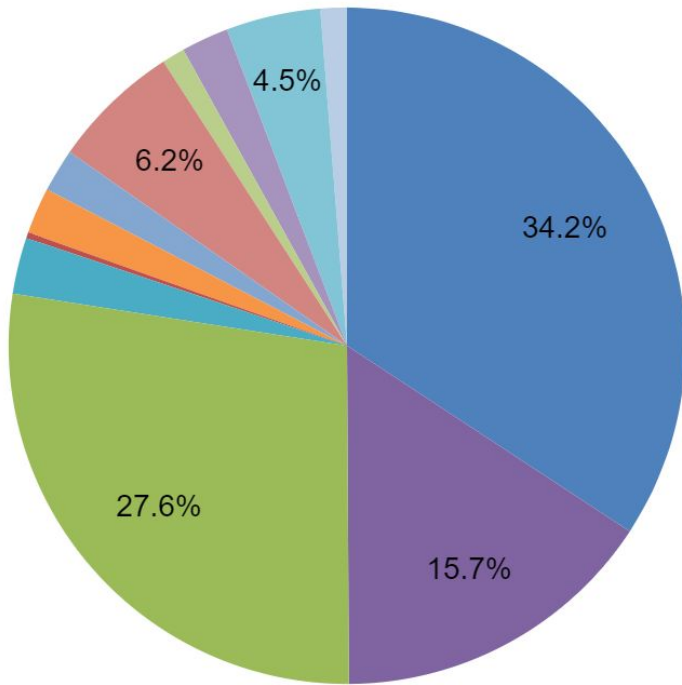
Expenditures by Object Code



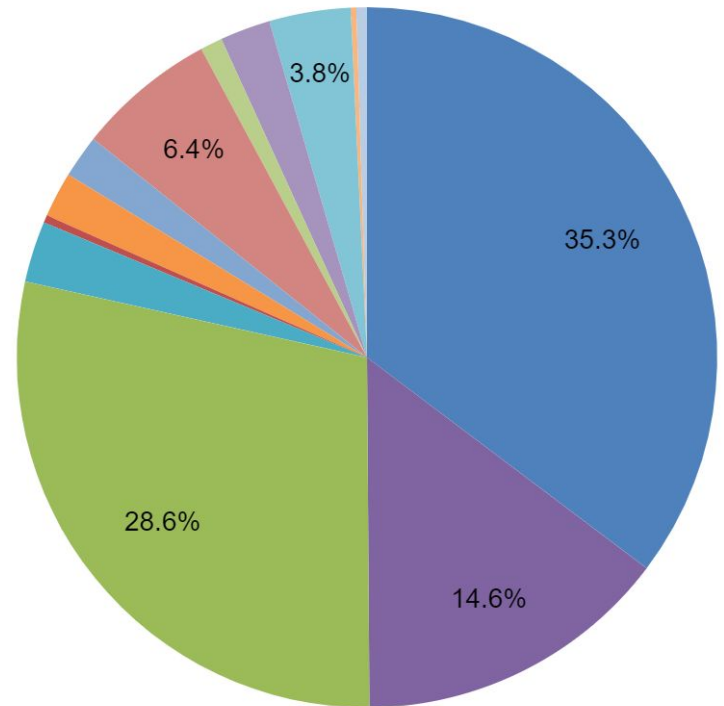
Certificated Salaries	\$ 3,618,883	35.28%
Non-Certificated Salaries	\$ 1,498,055	14.61%
Employee Benefits	\$ 2,932,812	28.60%
Professional & Technical Services	\$ 289,100	2.82%
Staff Travel	\$ 35,200	0.34%
Student Travel	\$ 215,100	2.10%
Utility Services	\$ 202,750	1.98%
Energy	\$ 659,600	6.43%
Other Purchased Services	\$ 104,526	1.02%
Insurance and Bond Premiums	\$ 238,714	2.33%
Supplies, Materials and Media	\$ 385,257	3.76%
Other Expenses	\$ 26,370	0.26%
Transfer to Other Funds	\$ 50,000	0.49%
TOTAL	\$ 10,256,367	

Expenditure Comparison

FY24 by Object



FY25 by Object



- Certificated Salaries
- Non-Certificated Salaries
- Employee Benefits
- Professional & Technical Services
- Staff Travel
- Student Travel
- Utility Services
- Energy
- Other Purchased Services
- Insurance and Bond Premiums
- Supplies, Materials and Media
- Transfer to Other Funds

- Certificated Salaries
- Non-Certificated Salaries
- Employee Benefits
- Professional & Technical Services
- Staff Travel
- Student Travel
- Utility Services
- Energy
- Other Purchased Services
- Insurance and Bond Premiums
- Supplies, Materials and Media
- Other Expenses
- Transfer to Other Funds

Expenditures

100 Instruction	(12)	<u>\$4,067,546</u>	
200 Special Education Instruction	(13)	<u>1,660,303</u>	
220 Special Education Support Services	(14)	<u>0</u>	
300 Support Services - Students	(15)	<u>208,773</u>	
350 Support Services - Instruction	(16)	<u>836,853</u>	
400 School Administration	(17)	<u>406,217</u>	
450 School Administration Support Services	(18)	<u>286,496</u>	
510 District Administration	(19)	<u>433,347</u>	
550 District Administration Support Services	(20)	<u>353,654</u>	
600 Operations and Maintenance of Plant	(21)	<u>1,456,242</u>	
700 Student Activities	(22)	<u>496,936</u>	
780 Community Services	(23)	<u>0</u>	
900 Other Financing Uses	(24)	<u>50,000</u>	
Total Expenditures			<u>\$10,256,367</u>

**Alaska Department of Education & Early Development - School Finance
FY2025 School Operating Fund Budget Summary**

PETERSBURG SCHOOL DISTRICT

Page 2

District Name **PROPOSED FY25 - PRESENTED JUNE 11TH**

Beginning Fund Balance: July 1, 2024 - (Subject to 10% Limit per AS 14.17.505(a))*	<u>\$1,216,269</u>	Currently Budgeted
(Excluded from the 10% Limit)	<u>\$250,000</u>	estimated prepaids
Total Beginning Fund Balance	<u>\$1,466,269</u>	

Revenue

010 City/Borough Appropriations	(1) <u>\$3,400,000</u>	
030 Earnings on Investments	(2) <u>39,025</u>	
040 Other Local Revenues	(3) <u>133,770</u>	
041 Tuition from Students	(4) <u> </u>	
042 Tuition - Other Districts	(5) <u> </u>	
047 E-Rate Program	(6) <u>87,160</u>	
050 State Sources	(7) <u>6,261,035</u>	
100 Federal Sources - Direct	(8) <u>0</u>	
150 Federal Sources - Through the State	(9) <u>0</u>	
190 Federal Sources - Other Agencies	(10) <u>0</u>	
250 Transfers From Other Funds	(11) <u>0</u>	
Total Revenue	<u>\$9,920,990</u>	

Expenditures

100 Instruction	(12) <u>\$4,067,546</u>	
200 Special Education Instruction	(13) <u>1,660,303</u>	
220 Special Education Support Services	(14) <u>0</u>	
300 Support Services - Students	(15) <u>208,773</u>	
350 Support Services - Instruction	(16) <u>836,853</u>	
400 School Administration	(17) <u>406,217</u>	
450 School Administration Support Services	(18) <u>286,496</u>	
510 District Administration	(19) <u>433,347</u>	
550 District Administration Support Services	(20) <u>353,654</u>	
600 Operations and Maintenance of Plant	(21) <u>1,456,242</u>	
700 Student Activities	(22) <u>496,936</u>	
780 Community Services	(23) <u>0</u>	
900 Other Financing Uses	(24) <u>50,000</u>	
Total Expenditures	<u>\$10,256,367</u>	

Ending Fund Balance: June 30, 2025 (Subject to 10% Limit per AS 14.17.505(a))*	<u>\$880,892</u>	**
(Excluded from the 10% Limit)	<u>\$250,000</u>	estimated prepaids
Total Ending Fund Balance	<u>\$1,130,892</u>	

** Must be greater than or equal to zero

*Note regarding Fund Balance—please see the excerpt from HB 76 on the instructions page.

Other State Funding Scenarios

FY25 State Foundation Funding

BSA	State Foundation Funding	Ending Fund Balance	Student Count of 450, with an intensive count of 18
\$5,960	\$ 5,556,459	\$1,130,892	Flat BSA
\$5,960+\$300=\$6,260	\$ 5,919,414	\$ 1,493,847	one-time \$300 over BSA
\$5,960+\$340=\$6,300	\$ 5,967,808	\$ 1,542,241	one-time \$340 over BSA
\$5,960+\$500=\$6,460	\$ 6,161,384	\$ 1,623,627	one-time \$500 over BSA
\$5,960+\$680=\$6,640	\$ 6,379,157	\$ 1,953,590	one-time \$680 over BSA

FY24 State Funding \$6,507,316 for Reference

Petersburg School District Fund Balance

AS 14.17.505(a)- Fund Balance in school operating fund is limited to 10% of expenditures- waived until June 30,2025

Fiscal Year	Fund Balances	Percent of Fund Balance
2018	\$783,261	9.47%
2019	\$780,396	9.01%
2020	\$1,173,731	13.77%
2021	\$1,311,894	15.61%
2022	\$1,156,125	13.69%
2023	\$831,169	9.23%
Budget 2024	\$1,216,629	10.66%
Budgeted 2025	\$880,892	8.63%
w/ \$680 over BSA	\$1,703,590	16.61%

Ending Fund Balance: June 30, 2025 (Subject to 10% Limit per AS 14.17.505(a))
 (Excluded from the 10% Limit)
 Total Ending Fund Balance*

\$880,892	**
\$250,000	estimated prepaids
<u>\$1,130,892</u>	

** Must be greater than or equal to zero

Fund Balance Trajectory - Flat BSA

FY25 Beginning Fund Balance	\$ 1,466,269
State Revenue - 450 Students and flat BSA	\$ 6,261,035
Borough Revenue	\$ 3,400,000
Other GF Revenue FY25 Budget	\$ 259,955
FY25 Budget Expenses	\$ (10,256,367)
FY26 Beginning Fund Balance	\$ 1,130,892
State Revenue - 440 Students and 340 one-time over BSA	\$ 6,555,950
Borough Revenue	\$ 3,400,000
Other GF Revenue - Flat	\$ 259,955
FY26 Total Expenses	\$ (10,730,435)
FY27 Beginning Fund Balance	\$ 616,362
State Revenue - 434 Students and 340 one-time over BSA	\$ 6,506,747
Borough Revenue	\$ 3,400,000
Other GF Revenue - Flat	\$ 259,955
FY27 Total Expenses	\$ (10,726,326)
FY27 Ending Fund Balance	\$ 56,738

Fund Balance Trajectory - \$680 over the BSA

FY25 Beginning Fund Balance	\$ 1,466,269
State Revenue - 450 Students and 680 over BSA	\$ 7,083,733
Borough Revenue	\$ 3,400,000
Other GF Revenue FY25 Budget	\$ 259,955
FY25 Budget Expenses	\$ (10,256,367)
FY26 Beginning Fund Balance	\$ 1,953,590
State Revenue - 440 Students and 340 one-time over BSA	\$ 6,555,950
Borough Revenue	\$ 3,400,000
Other GF Revenue - Flat	\$ 259,955
FY26 Total Expenses	\$ (10,730,435)
FY27 Beginning Fund Balance	\$ 1,439,060
State Revenue - 434 Students and 340 one-time over BSA	\$ 6,506,747
Borough Revenue	\$ 3,400,000
Other GF Revenue - Flat	\$ 259,955
FY27 Total Expenses	\$ (10,726,326)
FY27 Ending Fund Balance	\$ 879,436

**Alaska Department of Education & Early Development - School Finance
FY2025 School Operating Fund Budget Summary**

PETERSBURG SCHOOL DISTRICT

Page 2

District Name **PROPOSED FY25 - PRESENTED JUNE 11TH**

Beginning Fund Balance: July 1, 2024 - (Subject to 10% Limit per AS 14.17.505(a))*	<u>\$1,216,269</u>	Currently Budgeted
(Excluded from the 10% Limit)	<u>\$250,000</u>	estimated prepaids
Total Beginning Fund Balance	<u>\$1,466,269</u>	

Revenue

010 City/Borough Appropriations	(1) <u>\$3,400,000</u>	
030 Earnings on Investments	(2) <u>39,025</u>	
040 Other Local Revenues	(3) <u>133,770</u>	
041 Tuition from Students	(4) <u> </u>	
042 Tuition - Other Districts	(5) <u> </u>	
047 E-Rate Program	(6) <u>87,160</u>	
050 State Sources	(7) <u>6,261,035</u>	
100 Federal Sources - Direct	(8) <u>0</u>	
150 Federal Sources - Through the State	(9) <u>0</u>	
190 Federal Sources - Other Agencies	(10) <u>0</u>	
250 Transfers From Other Funds	(11) <u>0</u>	
Total Revenue	<u>\$9,920,990</u>	

Expenditures

100 Instruction	(12) <u>\$4,067,546</u>	
200 Special Education Instruction	(13) <u>1,660,303</u>	
220 Special Education Support Services	(14) <u>0</u>	
300 Support Services - Students	(15) <u>208,773</u>	
350 Support Services - Instruction	(16) <u>836,853</u>	
400 School Administration	(17) <u>406,217</u>	
450 School Administration Support Services	(18) <u>286,496</u>	
510 District Administration	(19) <u>433,347</u>	
550 District Administration Support Services	(20) <u>353,654</u>	
600 Operations and Maintenance of Plant	(21) <u>1,456,242</u>	
700 Student Activities	(22) <u>496,936</u>	
780 Community Services	(23) <u>0</u>	
900 Other Financing Uses	(24) <u>50,000</u>	
Total Expenditures	<u>\$10,256,367</u>	

Ending Fund Balance: June 30, 2025 (Subject to 10% Limit per AS 14.17.505(a))*	<u>\$880,892</u>	**
(Excluded from the 10% Limit)	<u>\$250,000</u>	estimated prepaids
Total Ending Fund Balance	<u>\$1,130,892</u>	

** Must be greater than or equal to zero

*Note regarding Fund Balance—please see the excerpt from HB 76 on the instructions page.



Any Questions?

A fiscally responsible budget that supports board goals!



Successful School Improvement Plan

School Name: Petersburg School District / Stedman Elementary School

Date of Plan: May 31st, 2023

City: Petersburg Zip Code: 99833

Phone Number: 1-877-526-7656

Principal: Heather Conn

Contact Information: 1-877-526-7656

District : Petersburg Superintendent: Erica Kludt-Painter

ESSA Designation: TSI

Goal #1 All students will have access to systematic and consistent reading interventions based on their academic needs.					
Measures:					
Indicator(s)	Data Source	Baseline	Target Yr. 1	Target Yr. 2	Target Yr. 3
The percentage of students who meet grade-level reading proficiency has increased (Sc- 3B.4)	MAP Achievement 1-5	Math Grades 2-5 = 55% Reading Grades 1-5 = 32%	+10% Actual: 36%	Yr1 +10%	Yr2+10%
	DIBELS K-5 Percentage of students Proficient	Kindergarten = 11% 1st Grade = 25% 2nd grade = 35% 3rd Grade = 57% 4th Grade = 47%	+10% Actual: Kindergarten = 89% 1st Grade = 75%	Yr1 +10%	Yr2+10%

		5th Grade = 58%	2nd grade = 61% 3rd Grade = 64% 4th Grade = 49% 5th Grade = 52%		
--	--	-----------------	--	--	--

Strategy # 1 If we implement with fidelity a structured literacy program and schedule throughout the school, then teachers will use evidence-based instruction to plan and deliver instruction in word recognition and language comprehension and the students will meet their Reading growth targets.

Measures:

Indicator(s)	Data Source	Baseline	Target Yr. 1	Target Yr. 2	Target Yr. 3
A structured literacy schedule is created and implemented with fidelity schoolwide (Sc-2C.2)	Classroom Walkthroughs	0 walkthroughs	+10% ADMIN: 3.5/month Colleague: 1.5/month	Yr1 +10%	Yr2+10%
	DIBELS K-5	Fall 2023 Kindergarten = 11% 1st Grade = 25% 2nd grade = 35%	+10% Actual: Kindergarten = 89% 1st Grade = 75% 2nd grade	Yr1 +10%	Yr2+10%

		3rd Grade = 57%	= 61%		
		4th Grade = 47%	= 64%		
		5th Grade = 58%	= 49%		
			= 52%		

Year 1 Milestone: Teachers and administrator created and implemented a structured literacy schedule					
Actions	Anticipated Outputs	Timeline	Resources /Budget	Person Responsible	Collaborators
1. Training on CKLA Amplify K-5	agenda	Throughout school year <i>Actual in 23-24: 8/23, 8/24, 11/6-11/9, 1/3</i>	\$0	Principal	CKLA Amplify team
2. Sign-up for LETRS cohort	certificate	Throughout school year <i>Actual: 4 of 18 in 6/23 cohort. 12 of 18 in 9/11 class 15 of 18 in 9/27 class</i>	free/Friday inservices for completing work	All Staff	DEED, Lexia Learning

3. Use Literacy PLC time for teachers to collaborate together and improve instructional practices	schedule	Throughout school year Actual: Thursdays grade level collaboration and Thursday/Friday Team Time.	free	All Staff	
4. Create Structured Literacy Schedules (Sc.2C.2)	Master schedule	Spring 2023 Actual: Schedule created in May 2023.	free	Leadership Team	CKLA Amplify
5. Measure and analyze progress three times a year with MAP and DIBELS	Data reports, and RTI plans	Fall MAP Math Grades 2-5 = 55% Reading Grades 2-5 = 59% DIBELS Kindergarten = 1st Grade = 2nd grade = 35% 3rd Grade = 57% 4th Grade = 47% 5th Grade = 58%	??	All Staff	Administration team and district test coordinator

		<p>Intervention Plans Kindergarten = 36 of 40 1st Grade = 29 of 38 2nd Grade = 18 of 28 3rd Grade = 17 of 40</p> <p>Winter, Spring</p>			
6. Walkthroughs to measure implementation of reading program schedule	Walkthrough Data	Change from throughout the year to 15 a month	Observational Form	Administration	CKLA Amplify
7. Review and evaluate effectiveness of year one actions	Recommendations for modifications	May 2024	Data and anecdotes	School Improvement Team	School Improvement Team

Year 2 Milestone: Teachers implemented structured literacy programs with fidelity.					
Actions	Anticipated Outputs	Timeline	Resources/Budget	Person Responsible	Collaborators
1. Refresher on CKLA Amplify K-5	agenda	Throughout school year	\$0	Principal	CKLA Amplify team

2. Implement strategies from LETRS	Walkthrough Data	Change from throughout the year to 15 a month	Observational Form	Administration	CKLA Amplify
3. Continue to use Literacy PLC time for teachers to collaborate together and improve instructional practices.	schedule	Throughout school year	free	All Staff	
4. Adjust Structured Literacy Schedules (Sc.2C.2)	Master schedule	Spring 2024	free	Leadership Team	CKLA Amplify
5. Measure and analyze progress three times a year with MAP and DIBELS	Data reports, and RTI plans	Fall, Winter, Spring	??	All Staff	Administration team and district test coordinator
6. Continue walkthroughs to measure implementation of reading program schedule	Walkthrough Data	Change from throughout the year to 15 a month	Observational Form	Administration	CKLA Amplify
7. Review and evaluate	Recommendatio	May 2025	Data and	School	School

effectiveness of year two actions	ns for modifications		anecdotes	Improvement Team	Improvement Team
-----------------------------------	----------------------	--	-----------	------------------	------------------

Year 3 Milestone: Teachers continued to implement structured literacy programs with fidelity.					
Actions	Anticipated Outputs	Timeline	Resources/Budget	Person Responsible	Collaborators
1. Refresher on CKLA Amplify K-5	agenda	Throughout school year	\$0	Principal	CKLA Amplify team
2. Implement strategies from LETRS	Walkthrough Data	Change from throughout the year to 15 a month	Observational Form	Administration	CKLA Amplify
3. Continue to use Literacy PLC time for teachers to collaborate together and improve instructional practices	schedule	Throughout school year	free	All Staff	
4. Adjust Structured Literacy Schedules (Sc.2C.2)	Master schedule	Spring 2025	free	Leadership Team	CKLA Amplify

5. Measure and analyze progress three times a year with MAP and DIBELS	Data reports, and RTI plans	Fall, Winter, Spring	??	All Staff	Administration team and district test coordinator
6. Continue walkthroughs to measure implementation of reading program schedule	Walkthrough Data	Change from throughout the year to 15 a month	Observational Form	Administration	CKLA Amplify
7. Review and evaluate effectiveness of year three actions	Recommendations for modifications	May 2026	Data and anecdotes	School Improvement Team	School Improvement Team

Strategy # 2 If we create a consistent Response to Intervention system, teachers will implement the system, which will lead to increased student achievement.					
Measures					
Indicator(s)	Data Source	Baseline	Target Yr. 1	Target Yr. 2	Target Yr. 3
A schoolwide intervention plan is used to identify individual student needs and select an intervention	Number of Students	Fall 2023	-10%	Yr1 -10%	Yr2-10%

to address the needs and monitor the effectiveness of the intervention (Sc-3A.1, Sc-3A.3, Sc-3C.3)	receiving interventions will decrease	100 students	Actual: 28 students		
	Classroom Walkthroughs (Check for fidelity)	Fall 2023 0 walkthroughs	+10% Actual: ADMIN: 3.5/month Colleague: 1.5/month	Yr1 +10%	Yr2+10%
	DIBELS K-5 (# of proficient or above)	Fall 2023 Kindergarten = 11% 1st Grade = 25% 2nd grade = 35% 3rd Grade = 57% 4th Grade = 47% 5th Grade = 58%	+10% Actual: Kindergarten = 89% 1st Grade = 75% 2nd grade = 61% 3rd Grade = 64% 4th Grade = 49% 5th Grade = 52%	Yr1 +10%	Yr2+10%

Year 1 Milestone: We established an MTSS/RTI schoolwide plan.

Actions	Anticipated Outputs	Timeline	Resources/Budget	Person Responsible	Collaborators
1. Establish a schoolwide RTI/MTSS team and determine a decision-making process, set norms, prioritize workload, and set operational norms (Sc-4A.1)	Master schedule	Spring 2023 Actual: May/July 2023	Time	MTSS/RTI Building Wide Team	All Staff
2. Train interventionists on SPIRE and UFLI interventions	Attendance sheet, Agenda	Spring 2023 Actual: April/May 2023	Substitutes, time	Lee Ann Jenkins	Reading Interventionists
3. Create and follow RTI meeting schedule to discuss individual needs and set up intervention plans (Sc-2C.2)	Meeting schedule in Master Schedule	Fall 2023 Actual: July 2023	Time	MTSS/RTI Building Wide Team	All Staff
4. Create or choose a data gathering form and gather fidelity data on core curriculum and intervention programs	Forms	Fall 2023	Time, research	Principal	All Staff and CKLA Amplify team

5. Send members of the team to the RTI/MTSS Conference and Science of Reading Symposium.	Certificate	January and April 2024	\$ if grant is not received	Administration	All Staff
6. Reflect on RTI effectiveness and make changes as needed (Sc-2B.2)	Recommendations for modifications	End of April 2024	Time	MTSS/RTI Building Wide Team	School and Community Leadership Team and All Staff

Year 2 Milestone: The school continued to implement an MTSS/RTI plan. The focus continued to be on reading, but math was implemented.					
Actions	Anticipated Outputs	Timeline	Resources/Budget	Person Responsible	Collaborators
1. Continue school wide RTI/MTSS team. We need to review norms, prioritize workload, and review and adjust the process. (Sc-4A.1)	Master schedule including 2 intervention times	Spring 2024	Time	MTSS/RTI Building Wide Team	All Staff
2. Create and follow RTI meeting schedule to discuss individual needs and set up intervention plans (Sc-2C.2)	Meeting schedule in Master Schedule	Fall 2024	Time	MTSS/RTI Building Wide Team	All Staff
3. Refresher on reading interventions and DIBELS. New	Attendance sheet, Agenda	Fall 2024	Substitutes, time	Interventionists and DEED	All Staff

training on math interventions.					
4. Send members of the team to the RTI/MTSS Conference and Science of Reading Symposium.	Certificate	January and April 2025	\$ if grant is not received	Administration	All Staff
5. Reflect on RTI effectiveness and make changes as needed (Sc-2B.2)	Recommendations for modifications	End of April 2025	Time	MTSS/RTI Building Wide Team	MTSS/RTI Building Wide Team, school and Community Leadership Team and All Staff

Year 3 Milestone: We have continued to adjust and implement an MTSS/RTI plan. Both math and reading were implemented.					
Actions	Anticipated Outputs	Timeline	Resources/Budget	Person Responsible	Collaborators
1. Continue school wide RTI/MTSS team. We need to review norms, prioritize workload, and review and adjust the process. (Sc-4A.1)	Master schedule including 2 intervention times	Spring 2025	Time	MTSS/RTI Building Wide Team	All Staff
2. Create and follow RTI meeting schedule to discuss individual	Meeting	Fall 2025	Time	MTSS/RTI	All Staff

needs and set up intervention plans (Sc-2C.2)	schedule in Master Schedule			Building Wide Team	
3. Refresher on reading interventions and DIBELS. New training on math interventions.	Attendance sheet, Agenda	Fall 2025	Substitutes, time	Interventionists and DEED	All Staff
4. Send members of the team to the RTI/MTSS Conference and Science of Reading Symposium.	Certificate	January and April 2026	\$ if grant is not received	Administration	All Staff
5. Reflect on RTI effectiveness and make changes as needed (Sc-2B.2)	Recommendations for modifications	End of April 2026	Time	MTSS/RTI Building Wide Team	MTSS/RTI Building Wide Team, school and Community Leadership Team and All Staff

Goal #2 Students will have opportunities to interact with community members.
Measures:

Indicator(s)	Data Source	Baseline	Target Yr. 1	Target Yr. 2	Target Yr. 3
A communication plan is used to engage families and community partners and increase the participation of families with the school (Sc-4A.3)	Attendance at Events (yearly average)	Establish 2023/2024 Average- 180 participants	Establish Baseline: Actual: Average- 180 participants	Target Yr 2: Yr1 +5%	Target Yr 3: Yr2 +5%
	Volunteers Sign-in Sheet (# of volunteers)	Establish 2023/2024 Average- 36 Volunteers (missing May data)	Establish Baseline: Actual: Average- 36 volunteers	Target Yr 2: Yr1 +5%	Target Yr 3: Yr2 +5%
	Elementary HS Tutors	Establish 2023-2024 Average per month - 10.5 tutors	Target Yr 1: +5% Actual: Average- 10.5 per month	Target Yr 2: Yr1 +5%	Target Yr 3: Yr2 +5%

Strategy #1 If we create a welcoming environment and create opportunities for community members to engage with students, the staff will provide those opportunities. By doing this the students and staff will feel more connected to the community and vice versa, strengthening this partnership.

Measures:

Indicator(s)	Data Source	Baseline	Target Yr. 1	Target Yr. 2	Target Yr. 3
A communication plan is used to engage families and community partners and increase the participation of families with the school (Sc-4A.3)	Number of responses on the Perceptions of Stedman Survey	Spring 2023 56 family	Establish Baseline: Actual: 64 family	Target Yr 2: Yr1 +10%	Target Yr 3: Yr2 +10%
	Volunteers Sign-in Sheet	Establish 2023/2024 Average- 36 Volunteers (missing May data)	Establish Baseline: Actual: Average- 36 volunteers	Target Yr 2: Yr1 +5%	Target Yr 3: Yr2 +5%

Year 1 Milestone: We have created a draft comprehensive communication and engagement plan.

Actions	Anticipated Outputs	Timeline	Resources/Budget	Person Responsible	Collaborators
---------	---------------------	----------	------------------	--------------------	---------------

1. Communicate with the School Board and ask if we could focus on BP1100: Communication with Public. Maybe one plan for each building?	Agenda item or work session	Fall 2023 <i>Actual: August 15th, 2023</i>	\$0	School Board	School and Community Leadership Team
2. Create a school-wide collaborative team.	List of team and meeting dates	Fall 2023 <i>Actual: July 2023</i>	\$0	Principal	Team
3. Research policies for Communication with Public from other Alaskan school districts.	policies	End of February 2024	Time	School Board	Team
4. Research Community and Engagement Plan samples.	Plans	End of February 2024	Time	School Board and Building Principals	Team
5. Draft Comprehensive Communication and Engagement Plan including master calendar of events (Sc-4A.3)	Draft Plan and calendar	End of April 2024	Time	Team	School Board
6. Present draft plan to School Board	Draft Plan and calendar, Agenda Item	May 2024	Time	Team	School Board

7. Track participation of families at school events	Sign-In Sheets	Throughout the Year	\$0	Principal	All Staff
---	----------------	---------------------	-----	-----------	-----------

Year 2 Milestone: We communicated opportunities for the community to be aware and involved at the Petersburg School District.					
Actions	Anticipated Outputs	Timeline	Resources/Budget	Person Responsible	Collaborators
1. Draft Comprehensive Communication and Engagement Plan including master calendar of events (Sc-4A.3)	Draft Plan and calendar	End of September 2024	Time	Team	School Board
2. Present draft plan to School Board	Draft Plan and calendar, Agenda Item	September/October 2024	Time	Team	School Board
3. Finalize and implement the comprehensive communication and engagement plan drafted in year 1 milestone including master calendar of events .	Final Plan and calendar	Throughout the Year	Time	Team	School Board

4. Invite local KFSK and PSG Pilot to events and happenings	Articles, Radio snippets	Throughout the Year	Time	Team	All Staff
5. Talk with local stores about storefront displays	Products in the windows	Throughout the Year	Time	Team	All Staff
6. Develop opportunities to reach out for community volunteers within the school.	Agenda and lists	Throughout the Year	Time	Team	All Staff
7. Reflect on Plan effectiveness and make changes as needed (Sc-2B.2)	Revisions	End of May 2025	Time	Team	All Staff

Year 3 Milestone: We continued to provide opportunities for the community to be aware and involved at the Petersburg School District.					
Actions	Anticipated Outputs	Timeline	Resources/Budget	Person Responsible	Collaborators
1. Continue to implement the comprehensive communication and engagement plan drafted in year 1 milestone including master calendar of events .	Final Plan and calendar	Throughout the Year	Time	Team	School Board

2. Continue to invite local KFSK and PSG Pilot to events and happenings	Articles, Radio snippets	Throughout the Year	Time	Team	All Staff
3. Continue to talk with local stores about storefront displays	Products in the windows	Throughout the Year	Time	Team	All Staff
4. Continue with building opportunities for community volunteers within the school.	Agenda and lists	Throughout the Year	Time	Team	All Staff
5. Reflect on Plan effectiveness and make changes as needed (Sc-2B.2)	Revisions	End of May 2026	Time	Team	All Staff

Reporting

Year 1 Progress Reporting (To be completed at end of school year)

Goal 1: All students will have access to systematic and consistent reading interventions based on their academic needs.

Indicator: # 1a Actual Results: 36% Comments: Click or tap here to enter text.

Indicator: # 1b Actual Results: Comments: Click or tap here to enter text.

Kindergarten = 89%

1st Grade = 75%

2nd grade = 61%

3rd Grade = 64%

4th Grade = 49%

5th Grade = 52%

Strategy 1: If we implement with fidelity a structured literacy program and schedule throughout the school, then teachers will use evidence-based instruction to plan and deliver instruction in word recognition and language comprehension and the students will meet their Reading growth targets.

Indicator: # 1a Actual Results: Comments: Click or tap here to enter text.

Admin: 3.5

Colleague:1.5

Indicator: # 1b Actual Results: Comments: Click or tap here to enter text.

Kindergarten = 89%

1st Grade = 75%
2nd grade = 61%
3rd Grade = 64%
4th Grade = 49%
5th Grade = 52%

Milestones and Actions

% Milestones Completed: 100% % Actions Completed: 100%

Strategy 2: If we create a consistent Response to Intervention system, teachers will implement the system, which will lead to increased student achievement.

Indicator: # 1a Actual Results: Comments: Click or tap here to enter text.
28 Students

Indicator: # 1b Actual Results: Comments: Adjusted strategy for year 2 to
ADMIN: 3.5/month read per month goal for walkthroughs.
Colleague: 1.5/month

Indicator: # 1c Actual Results: Comments: Click or tap here to enter text.
Kindergarten = 89%
1st Grade = 75%
2nd grade = 61%
3rd Grade = 64%
4th Grade = 49%
5th Grade = 52%

Milestones and Actions

% Milestones Completed: 100% % Actions Completed: 100%

Causes and Adjustments for Year 2: Click or tap here to enter text.

Goal 2: Students will have opportunities to interact with community members.

Indicator: # 1a	Actual Results: Average- 180 participants	Comments: We took the total number of participants at events and took the average per year.
Indicator: # 1b	Actual Results: Average- 36 volunteers	Comments: We took a monthly average per school year.
Indicator: # 1c	Actual Results: Average- 10.5 per month	Comments: We took a monthly average per year.

Strategy 1: If we create a welcoming environment and create opportunities for community members to engage with students, the staff will provide those opportunities. By doing this the students and staff will feel more connected to the community and vice versa, strengthening this partnership.

Indicator: # 1a	Actual Results: 64 family	Comments: Click or tap here to enter text.
Indicator: # 1b	Actual Results: Average- 36 volunteers	Comments: Click or tap here to enter text.

Milestones and Actions

% Milestones Completed: 0% % Actions Completed: 71%

Causes and Adjustments for Year 2: Staffing concerns throughout the year cause a delay in implementation. Communication plan creation was moved to summer/fall of 2024

Year 2 Progress Reporting (To be completed at end of school year)

Goal: Click or tap here to enter text.

Indicator: # text Actual Results: text Comments: text

Indicator: # text Actual Results: text Comments: Click or tap here to enter text.

Strategy: Click or tap here to enter text.

Indicator: # text Actual Results: text Comments: text

Indicator: # text Actual Results: text Comments: Click or tap here to enter text.

Milestones and Actions

% Milestones Completed: text % Actions Completed: text

Causes and Adjustments for Year 2: text

Year 3 Progress Reporting (To be completed at end of school year)

Goal: Click or tap here to enter text.

Indicator: # text Actual Results: text Comments: text

Indicator: # text Actual Results: text Comments: Click or tap here to enter text.

Strategy: Click or tap here to enter text.

Indicator: # text Actual Results: text Comments: text

Indicator: # text Actual Results: text Comments: Click or tap here to enter text.

Milestones and Actions

% Milestones Completed: text % Actions Completed: text

Causes and Adjustments for Year 2: text

Assurances

By my signature below, I assure that

- *the district has reviewed and approved the school's improvement plan as submitted through GMS,*
- *that it meets all requirements based on its Alaska System for School Success score and, if applicable, its designation as a Comprehensive or Targeted Support and Improvement School.*
- *that the district will continue to support the school in the full implementation of the plan as presented, and*
- *the District Liaison for school improvement or school principal will contact the DEED School Improvement Specialist for discussion and approval of any significant changes to the plan during the school year.*
- *The district will ensure federal funds are spent in compliance with the [Uniform Grant Guidance](#).*

Superintendent's Signature: _____

Date:

By my signature below, I assure that I will support the full implementation of the school improvement plan as submitted through GMS by

- *holding regular School and Community Leadership Team planning meetings,*
- *monitoring the implementation of the actions and tasks according to the timeline, and*
- *communicating with the DEED School Improvement Specialist about the plan's implementation and any anticipated changes to the plan.*

Principal's Signature: _____

Date: