

**NOTICE OF REGULAR MEETING
GALVESTON COMMUNITY COLLEGE DISTRICT
BOARD OF REGENTS**

In compliance with the Open Meetings Act, Texas Government Code, Section 551.041, notice is hereby given that a Regular Meeting of the Galveston Community College District Board of Regents will be held on **Wednesday, June 12, 2024**, at 5:30 PM in Room M-220 Galveston College, 4015 Avenue Q, Galveston, Texas 77550.

The Board of Regents will gather in Room M-202 for refreshments prior to the Regular Meeting. Although a quorum may be present, no action will be taken by the Board at that time.

- AGENDA -

| | |
|---|----|
| I. Call to Order Regular Meeting | |
| II. Moment of Silence and Pledge of Allegiance | |
| III. Certification of Posting Notice of Regular Meeting | |
| IV. Recognition of Guests | |
| V. Consider Approval of Minutes from the Regular Meeting of May 8, 2024, and the Committee of the Whole Meeting of May 8, 2024 (<i>Action Item</i>) | 3 |
| VI. Citizens Desiring to Appear Before the Board on Agenda and Non-agenda Items (<i>Please complete a request card prior to the start of the meeting. The Board Chairperson may limit the time of appearance before the Board to three minutes.</i>) | |
| VII. Informative Reports: | |
| 1. Student Success Story (<i>Dr. W. Myles Shelton</i>) | 12 |
| 2. Monthly Financial Reports - May (<i>Mr. M. Jeff Engbrock</i>) | 13 |
| VIII. Consideration of Consent Agenda (<i>The purpose of the consent agenda is to allow the Board to identify and approve action items which require no additional information or discussion and for which there is unanimous approval. Regents receive agenda materials in advance of the meeting to prepare for the business to be conducted.</i>) | 38 |
| IX. Action Items: | |
| 1. Consider Approval of Policies Committee Recommendation Regarding the Adoption of Proposed Revisions to Local Board Policies and Regulations | 40 |
| 2. Consider Acceptance of Fiscal Year 2023-24 Third Quarter Investment Report | 42 |
| 3. Consider Adoption of Resolution Granting Residence Homestead Tax Exemptions for the 2024 Tax Year | 46 |
| 4. Consider Approval of Instructional Agreements for Dual Credit/Early Admissions Enrollment Classes for Academic Year 2024-25 Including Addendums: | 48 |
| A. Dickinson Independent School District | |
| 5. Consider Approval of Insurance Coverage Policy Renewals for National Flood Insurance Program (NFIP) and Texas Windstorm Insurance Association (TWIA) | 64 |
| 6. Consider Approval of Proposal to Purchase Excess named Windstorm Coverage for Property and Contents | 67 |

| | |
|---|-----|
| 7. Consider Approval of Proposal to Purchase Texas Association of School Boards Risk Management Fund Insurance Coverage for All Other Perils Property and Contents (Excluding Named or Numbered Windstorms) | 69 |
| 8. Consider Approval of Proposal to Purchase Texas Association of School Boards Risk Management Fund Insurance Coverage for Unemployment and Workers' Compensation | 86 |
| 9. Consider Approval of Proposals to Purchase Intercollegiate Athletics and Activities Accident Insurance and Catastrophic Insurance Policies. | 87 |
| 10. Consider Approval of Extension of Contracts for Disaster Restoration and Recovery Services | 90 |
| 11. Consider Acceptance of the TRIO Upward Bound Grant for the 2024-2025 Academic Year | 95 |
| 12. Consider Ratifying Acceptance of Increase in U.S. Department of Education 2023-24 Federal Grant Award - (Perkins) Career and Technical Education - Basic Grants | 100 |
| 13. Consider Approval of Proposal for Moody Gardens Hotel Room and Catering Contract for the 2025 Women In Industry Conference | 102 |
| 14. Consider Ratifying Appointment of Full-time Instructor | 108 |
| 15. Consider Nomination and Election of Board Officers for the 2024-2026 Term | 109 |
| X. Special Reports and Comments: | |
| 1. Student Representative (<i>Ms. Trina Woodard</i>) | |
| 2. Faculty Representative (<i>Mr. Tyree Bearden</i>) | |
| 3. President (<i>Dr. W. Myles Shelton</i>) | |
| 4. Regents | |
| 5. Chairperson (<i>Ms. Karen F. Flowers</i>) | |
| XI. Adjournment | |

The notice for this meeting was posted on June 6, 2024, in compliance with the Texas Open Meetings Act. , in compliance with the Texas Open Meetings Act.

W. Myles Shelton, Ed.D., President

**MINUTES OF THE REGULAR MEETING OF THE BOARD OF REGENTS
GALVESTON COMMUNITY COLLEGE DISTRICT
4015 Avenue Q
Galveston, Texas 77550
Room M-220 – Moody Hall
May 8, 2024
5:30 p.m.**

At the Regular Meeting of the Galveston Community College District Board of Regents, duly held on Wednesday, May 8, 2024 in Room M-220 of Moody Hall, commencing at 5:30 p.m., the following Regents were present:

Ms. Karen F. Flowers, Chairperson
Mr. Fred D. Raschke, Vice Chairperson
Mr. Michael B. Hughes, Secretary
Mr. Garrik Addison
Mr. Armin Cantini
Dr. Norman Hoffman
Mr. Raymond Lewis, Jr.
Ms. Mary R. Longoria
Ms. Carolyn L. Sunseri

Faculty and staff present included Dr. W. Myles Shelton, President, Ms. Veronica Atterberry, Mr. Tyree Bearden, Mr. Ed Chrnko, Mr. Ron Crumedy, Ms. Janene Davison, Mr. Jeff Engbrock, Ms. Angie Hoerman, Ms. Liz Lacy, Ms. Breanne Lorefice, Dr. Cissy Matthews, Mr. Rome McNary, Dr. Van Patterson, Ms. Kelly Raines, Ms. Elvia Segura, Ms. Ann Silvas and Ms. Mary A. Thomas

- I. CALL TO ORDER REGULAR MEETING:** Chair Flowers opened the Regular Meeting at 5:31 p.m. in Room M-220 of Moody Hall and determined a quorum was present.
- II. MOMENT OF SILENCE AND PLEDGE OF ALLEGIANCE:** Ms. Flowers began with a moment of silence and asked Mr. Lewis to lead the Pledge of Allegiance.
- III. CERTIFICATION OF POSTING NOTICE OF REGULAR MEETING:** Dr. Shelton confirmed that the notice of the Regular Meeting had been properly posted on May 3, 2024.
- IV. RECOGNITION OF GUESTS:** Dr. Shelton recognized Kelly Raines, Athletic Director and Softball Coach, and Rome McNary, Assistant Softball Coach. Ms. Raines introduced Jessica Monroe, starting left fielder and Tallulah Civoniceva, starting 1st baseman. Both are sophomores who are graduating with honors and have signed to play at Georgia

Southwestern University. The Galveston Whitecaps Softball Team won the Regional Tournament 19-1 over San Jacinto College. They will now go to the National Tournament in Oxford, Alabama on May 20th. Dr. Shelton wished the team good luck.

V. ADMINISTER OATH OF OFFICE: Ms. Karen F. Flowers, and Mr. Fred D. Raschke were sworn in as Regents.

VI. CONSIDER APPROVAL OF MINUTES FROM THE REGULAR MEETING OF APRIL 10, 2024: A reading of the minutes was waived. Mr. Raschke moved to approve the minutes as published; Mr. Hughes seconded. The motion passed unanimously.

VII. CITIZENS DESIRING TO APPEAR BEFORE THE BOARD ON AGENDA AND NON-AGENDA ITEMS: There were no citizens desiring to appear before the Board.

VIII. INFORMATIVE REPORTS:

1. Student Success Story: Dr. Shelton introduced this agenda item and Dr. Carmen Allen, who presented on Early Momentum Metrics. Early Momentum Metrics are first-year metrics that measure students' progress and predict completion in subsequent years. Galveston College has three initiatives that help us encourage our students to keep the momentum and complete their degrees. These are the Pathways Model, Title V Grant, and the QEP. Takeaways from the presentation include, that early momentum metrics are first-year measures for students' progress and predict completion in subsequent years. Galveston College typically outperforms state averages on many Early Momentum Metrics, and multiple initiatives are in place to continue to increase momentum for GC's first-year students.

2. Monthly Financial Reports –April: Mr. M. Jeff Engbrock, Comptroller/CFO, presented the financial report for the month of April. With 67 percent of the year completed, income generated was \$26,740,062 or 91.2 percent of the fiscal year 2023-24 revenue budget compared to 89.4 percent this time last year. State funds for April are \$3,653,350, or 75 percent of the budget, based on the change in how state funds are now distributed. Tuition and fees were \$4,926,984 or 94.3 percent of the budget. Local taxes are \$16,963,011 or 95.3 percent of the budget compared to 92.6 percent last year. Local Revenue is \$1,196,717 or 85.1 percent of the budget, compared to 335.2 percent last year. He reported that total expenses are \$18,023,805, or 61.5 percent of the expenditure budget, compared to 63.5 percent last year.

IX. CONSENT AGENDA: Ms. Flowers proceeded with the Consent Agenda. Mr. Hughes moved to approve the Consent Agenda and Action Item Nos.4, 6, and 7; Mr. Lewis seconded. The motion passed unanimously. A copy of the Consent Agenda is attached as **Exhibit A**.

X. ACTION ITEMS:

1. Consider Approval of Facilities Committee Recommendation Regarding Approval of Proposal to Purchase Furniture for the Northen Backfill Renovation Project: Mr. Hughes, Facilities Committee Chairperson, presented this item to the Board. The Facilities Committee met prior to this meeting to review and consider a proposal to purchase furniture for the Northen Backfill Renovation Project. Staff requests Board approval to purchase new office, testing center, computer lab and lounge furnishings for the Northen Backfill project. McCoy Rockford Commercial Interiors will fill the order, which is priced at \$366,889.82.

It was the Committee's recommendation, and Mr. Hughes move to approve the proposal to purchase furniture for the Northen Backfill Renovation Project, in the amount of \$366,889.82, and to allow the President to approve a change in price up to a 10 percent variance. Mr. Lewis seconded. The motion passed unanimously.

2. Consider Facilities Committee Recommendation Regarding Approval of Request from CenterPoint Energy for an Electric Easement for the Health Sciences Education Center Building Transformer: Mr. Hughes, Facilities Committee Chairperson, presented this item to the Board. The Facilities Committee met prior to this meeting to review and consider a request from CenterPoint Energy for an Electric Easement for the Health Sciences Education Center Building Transformer. CenterPoint Energy Houston Electric is requesting an updated exclusive perpetual easement for electric distribution and related communications facilities consisting of a variable number of wires and cables and all necessary and desirable equipment and appurtenances, including, but not limited to, towers or poles made of wood, metal or other materials, props and guys, located within a portion of lands owned by Galveston College. Staff is requesting Board approval of CenterPoint's request for a perpetual easement for the transformer it placed to support the Health Sciences Building.

It was the Committee's recommendation, and Mr. Hughes move to approve the request from CenterPoint Energy Houston for a perpetual easement for the placement of a transformer it placed to support the Health Sciences Education Building. Dr. Hoffman seconded. The motion passed unanimously.

3. Consider Approval of Policies Committee Recommendation Regarding the Adoption of New Policies and Proposed Revisions to Local Board Policies and Regulations: Ms. Carolyn Sunseri, Policies Committee Chairperson, presented this item to the Board. The Board Policies Committee met prior to this Regular Board Meeting to review and discuss proposed revisions to local Board policies and regulations in: Section B – Local Governance (BBD, BBI, BG), Section C – Business and Support Services (CFE, CGC, CS, CU), Section D – Personnel (DAA, DIAA, DIAB), Section E – Instruction (ECC), Section F – Students (FAA, FAB, FFDA, FFDB). Dr. Shelton informed the committee that the new policies, and

proposed revisions are due to changes in state statutes passed in the last legislative session, and other recommendations from TASB. All proposed policy revisions were posted online prior to the committee meeting.

It was the Committee's Recommendation, and Ms. Sunseri move to adopt the proposed local policy and regulation revisions in Sections B, C, D, E, and F as presented to the Committee. Mr. Lewis seconded. The motion passed unanimously.

4. Consider Approval of Senate Bill 17 Compliance Reporting Certification Form for FY 2024: The Board unanimously approved Senate Bill 17 Compliance Reporting Certificate for FY 2024. This item was passed in the Consent Agenda.
5. Consider Approval of 2025 Budget and 2024 Tax Rate Planning Calendar: Dr. Shelton presented this item to the Board. Dr. Shelton would like the Board to note the dates of the budget workshops, June 18th, and August 7th. There will be a Regular Meeting on August 14th, and then a Special Meeting to adopt the budget and tax rate on August 21st.

Mr. Raschke moved to approve the 2025 Budget and 2024 Tax Rate Planning Calendar; Ms. Sunseri seconded the motion. Motion passed unanimously.

Dr. Shelton asked the Board to individually provide him direction on the tax exemption item that will be coming to the Board next month.

6. Consider Approval of Insurance Coverage Policy Required for Cupola Loan Agreement: The Board unanimously approved the Insurance Coverage Policy required for the Cupola Loan Agreement. This item was passed in the Consent Agenda.
7. Consider Acceptance of Funds in Support of the 2024 Women In Industry Conference: The Board unanimously accepted the funds from Lyondell Chemical Company, and Dow Chemical Company in support of the 2024 Women In Industry Conference. This item was passed in the Consent Agenda.
8. Consider Approval of Instructional Agreements for Dual Credit/Early Admissions Enrollment Classes for Academic Year 2024-25 Including Addendums:
 - A. Galveston Independent School District
 - B. O'Connell College Preparatory School
 - C. Odyssey Academy
 - D. Upward Hope Academy
 - E. Hamshire-Fannett Independent School District

Dr. Shelton presented this item to the Board. He pointed out that a corrected copy of the Attachment A for Galveston Independent School District (GISD) agreement has been put in the board folders. The agreements have been written to incorporate and

include the implementation of the Fast Scholarship Program. With the correction to Attachment A of the GISD agreement, staff would recommend approval.

Mr. Raymond Lewis moved to approve the Instructional Agreements for Dual Credit/Early Admissions Enrollment Classes for Academic Year 2024-25 Including the Addendums; Ms. Sunseri seconded. The motion passed unanimously.

XI. SPECIAL REPORTS AND COMMENTS:

1. Student Representative: There was no student representative report.
2. Faculty Representative: Ms. Liz Lacy stated that this is her last Board Meeting as Faculty Senate President, and it has been an honor to serve. She introduced Mr. Tyree Bearden, who will be the new Faculty Senate President, Mr. Don Davison, who will be the new Vice President, and Ms. Melissa Gauna, who will be the new secretary. Mr. John Rimar will serve as Parliamentarian.
3. President: Dr. Shelton gave the Board an update on the following items:
 - Softball had a great season and is on their way to the National Tournament May 20-25. You can view it on the NJCAA Network and the ESPN + Network. The seating for the tournament will not come out until the 14th.
 - The baseball team finished the season in third place and earned a place in the Regional Tournament. The tournament will be played at Blinn College in Brenham. If they win that tournament, they will go to the Super Regional. They will open against Tyler, and that will be carried on the TSBN network. That link will be sent out by Marketing and Communications.
 - We have many fine students graduating. The two softball players introduced earlier are one example of that. Graduation is this Friday, May 10th. There is additional information in your board folder and a parking pass for your dashboard. Board members should be there at 4:30 p.m.
 - The Dates to Remember sheet is in the Board folders, please note that the BBS Celebration is tomorrow, commencement on Friday, and Law Enforcement graduation next week. The nursing pinning ceremony is Friday at 1 p.m.
 - Dr. Shelton recognized Dr. Mary Ana Thomas who just accepted the position as Director of ADN, and she has accepted to be the Interim Director of the BSN Program.
 - We do not know specifically what TXDOT is going to do at the ATC. We think that they will take a portion of the property, and that construction won't start until 2026. When construction starts, it will be a three to four-year process.

Dr. Shelton thanked the faculty and staff for another great year. We will have almost 600 graduates, who will be awarded over 700 degrees and certificates. Congratulations to the students on all their hard work and achievements.

4. Regents: Mr. Raschke congratulated the students on a great year. At Galveston College we are all about giving every student an opportunity to succeed. Because of you all and Dr. Shelton, staff and faculty, you did that. Congratulations.
5. Chairperson: Ms. Flowers thanked everyone for being at the Board Meetings and supporting them. The Board supports them too.

Ms. Flowers named a nominating committee to come back to the Board with nominations for the Board Officers. She asked Mr. Lewis, Ms. Longoria, and Ms. Sunseri and they have agreed to be the nominating committee. Ms. Sunseri agreed to Chair that committee. Thank you to all of them.

XII. ADJOURNMENT: There being no further business to come before the Board, the Regular Meeting adjourned at 6:11 p.m.

APPROVED AS CORRECT:

Michael B. Hughes, Secretary

Karen F. Flowers, Chairperson

Consideration of Consent Agenda

The consent agenda format is an organization process for meetings that allows the governing board to focus its time and attention on action items that require more elaboration, information, and/or discussion. The intent of the consent agenda is to support efficiency and effectiveness of the meeting.

A roll call of individual action items will determine the consent agenda. If a Regent has a question or plans to cast a negative vote regarding a specific recommendation, then the Regent(s) need to acknowledge their intention to the Chairperson by show of hand during the roll call. This action item will be considered in the regular order of business as an individual action item.

Those action items that the Regents plan to approve without further question or discussion will be placed on the consent agenda during roll call of individual action items. Upon the creation of the consent agenda, a motion, a second to the motion, and unanimous approval of the Board of Regents is needed to approve the action items. Upon approval of the consent agenda, the Board of Regents will proceed with the remainder of the agenda.

Tally of
Action Items:

| | <u>Consent Agenda</u> | <u>President Recommended Separate Action</u> | <u>Board Separate Action</u> | <u>Page #</u> |
|--|---------------------------|--|--------------------------------------|-------------------|
| #1 - Consider Approval of Facilities Committee Recommendation Regarding Approval of Proposal to Purchase Furniture for the Northen Backfill Renovation Project | | ✓ | | 42 |
| #2 - Consider Facilities Committee Recommendation Regarding Approval of Request from CenterPoint Energy for an Electric Easement for the Health Sciences Education Center Building Transformer | | ✓ | | 59 |
| #3 – Consider Approval of Policies Committee Recommendation Regarding the Adoption of New Policies and Proposed Revisions to Local Board Policies and Regulations | | ✓ | | 66 |
| #4 - Consider Approval of Senate Bill 17 Compliance Reporting Certification Form for FY2024 | ✓ | | | 68 |
| #5 – Consider Approval of 2025 Budget and 2024 Tax Rate Planning Calendar | | ✓ | | 78 |
| #6 – Consider Approval of Insurance Coverage Policy Required for Cupola Loan Agreement | ✓ | | | 80 |
| #7 – Consider Acceptance of Funds in Support of the 2024 Women In Industry Conference | ✓ | | | 87 |

#8 – Consider Approval of Instructional Agreements for Dual
Credit/Early Admissions Enrollment Classes for
Academic Year 2024-25 Including Addendums

| | | | |
|-------|-------|-------|-------|
| _____ | _____ | _____ | _____ |
| _____ | _____ | ✓ | 88 |

**MINUTES OF THE BOARD OF REGENTS
COMMITTEE OF THE WHOLE WORKSHOP
GALVESTON COMMUNITY COLLEGE DISTRICT
4015 Avenue Q
Galveston, Texas 77550
Room M-202 – Moody Hall
May 8, 2024
3:00 p.m.**

At the Galveston Community College District Board of Regents Committee of the Whole Workshop, duly held on Wednesday, May 8, 2024, in Room M-202, of Moody Hall, located at 4015 Avenue Q, commencing at 3:00 p.m., the following Regents were present: Ms. Karen F. Flowers, Chairperson, Mr. Garrik Addison, Mr. Armin Cantini, Mr. Michael B. Hughes, Mr. Raymond Lewis, Jr., and Mr. Fred Raschke. Dr. Norman Hoffman, Ms. Mary Longoria, and Ms. Carolyn L. Sunseri were excused.

Staff present included Dr. W. Myles Shelton, President, and Ms. Breanne Lorefice.

- I. **CALL TO ORDER:** Chairperson Flowers opened the meeting at 3:03 p.m. in Room M-202, and determined a quorum was present.
- II. **TOUR OF THE HEALTH SCIENCES EDUCATION CENTER BUILDING:** The Board took a tour of the Health Sciences Education Center Building.
- III. **ADJOURNMENT:** There being no further business to come before the Committee of the Whole, the meeting adjourned at 3:46 p.m.

Breanne Lorefice, Clerk

APPROVED AS CORRECT:

Karen F. Flowers, Chairperson

Student Success Story

Dr. W. Myles Shelton, President, will present the Student Success Story for the month.

Monthly Financial Reports –May

Attached is the monthly financial report for August, representing encumbrances and pre-encumbrances through May 31, 2024. The report is as follows:

Education and General Fund:

- Revenue Summary Sheet
- Expenditure Summary Sheet
- Summary Revenue/Expenditure Report
- Detail Revenue/Expenditure Report by State Classification

Auxiliary Fund (Bookstore, Snack Bar, Athletics):

- Summary Revenue/Expenditure Report by State Classification

Student Services / Student Activity Fund:

- Summary Revenue/Expenditure Report by State Classification

Construction Fund:

- Summary Revenue/Expenditure Report

Bond Fund:

- Summary Revenue/Expenditure Report

Operating Fund Revenue Summary Sheet

June 2024 Meeting

As of May 31, 2024 (75% of Year)

| Source | Original Budgeted 2023/2024 | Year-to-Date | | |
|----------------------|-----------------------------------|----------------------------|---------------------------|---------------------------|
| | | Received (\$) 2023/2024 | Received (%) 2023/2024 | Received (%) 2022/2023 |
| State Funds | \$4,871,133 | \$3,653,350 | 75.0% | 71.5% |
| Tuition and Fees | \$5,222,652 | \$5,310,621 | 101.7% | 99.1% |
| Local Taxes | \$17,806,000 | \$17,320,305 | 97.3% | 94.0% |
| Local Revenues | \$1,405,700 | \$1,355,247 | 96.4% | 387.8% |
| Total Revenue | \$29,305,485 | \$27,639,523 | 94.3% | 94.0% |

Operating Fund Expenditure Summary Sheet

June 2024 Meeting

As of May 31, 2024 (75% of Year)

| Source | Original Budgeted 2023/2024 | Year-to-Date | | |
|------------------------------|-----------------------------------|-------------------------|------------------------|------------------------|
| | | Expended (\$) 2023/2024 | Expended (%) 2023/2024 | Expended (%) 2022/2023 |
| Instruction | \$9,219,910 | \$6,411,703 | 69.5% | 67.5% |
| Community Service | \$22,883 | \$59,808 | 261.4% | 29.2% |
| Academic Support | \$1,954,471 | \$1,434,423 | 73.4% | 71.1% |
| Student Services | \$2,768,784 | \$1,915,325 | 69.2% | 68.5% |
| Institutional Support | \$6,185,224 | \$4,257,976 | 68.8% | 69.0% |
| Staff Benefits | \$27,377 | \$45,868 | 167.5% | 68.4% |
| Operations/ Maintenance | \$3,852,050 | \$2,441,938 | 63.4% | 67.1% |
| Interfund Transfers (out) | \$5,274,786 | \$3,361,468 | 63.7% | 78.7% |
| Total Expenditures | \$29,305,485 | \$19,928,509 | 68.0% | 69.9% |

GALVESTON COLLEGE

Fund 11 Education and General

| | Current year | Current year | Current year | Current year | Current year | Current year | Current year | Current year | Current year |
|---|-------------------|------------------|-------------------|-------------------|------------------|-----------------|--------------|--------------|--------------|
| | Budget 2024 | (MTD) Actual May | (YTD) Actual 2024 | Encumbrances 2024 | Remaining 2024 | % Expended 2024 | | | |
| Revenue by State Classification | | | | | | | | | |
| State Funds | 4,871,133 | 0 | 3,653,350 | 0 | 1,217,783 | 75.0% | | | |
| Tuition | 2,971,736 | 206,664 | 3,001,264 | 0 | (29,528) | 101.0% | | | |
| Course Fees | 3,015,188 | 224,577 | 3,126,077 | 0 | (110,889) | 103.7% | | | |
| Exemption/Waivers | (764,272) | (47,605) | (816,720) | 0 | 52,448 | 106.9% | | | |
| Local Taxes | 17,806,000 | 357,294 | 17,320,305 | 0 | 485,695 | 97.3% | | | |
| Local Revenue | 1,397,300 | 157,845 | 1,345,995 | 0 | 51,305 | 96.3% | | | |
| Sales and Services | 8,400 | 229 | 9,252 | 0 | (852) | 110.1% | | | |
| Total Revenue | 29,305,485 | 899,004 | 27,639,523 | 0 | 1,665,962 | 94.3% | | | |
| Expenditures by State Classification | | | | | | | | | |
| instructions | 9,256,055 | 768,146 | 6,411,703 | 77,723 | 2,766,629 | 69.3% | | | |
| Community Service | 69,090 | 16,955 | 59,808 | 2,422 | 6,860 | 86.6% | | | |
| Academic Support | 1,947,819 | 134,963 | 1,434,423 | 10,401 | 502,995 | 73.6% | | | |
| Student Services | 2,768,784 | 232,573 | 1,915,325 | 155,322 | 698,136 | 69.2% | | | |
| institutional Support | 6,109,524 | 386,620 | 4,257,976 | 320,337 | 1,531,211 | 69.7% | | | |
| Operations And Maintenances | 3,852,050 | 187,681 | 2,441,938 | 606,553 | 803,559 | 63.4% | | | |
| Staff Benefits | 27,377 | 0 | 45,868 | 0 | (18,491) | 167.5% | | | |
| Inter-Fund Appropriation | 5,274,786 | 176,757 | 3,361,468 | 0 | 1,913,318 | 63.7% | | | |
| Expenditures Total | 29,305,485 | 1,903,696 | 19,928,509 | 1,172,758 | 8,204,217 | 68.0% | | | |
| Expenditures by Type | | | | | | | | | |
| General Operating | 3,387,464 | 142,066 | 2,059,179 | 315,848 | 1,012,436 | 60.8% | | | |
| Contracted Services | 2,932,679 | 218,878 | 2,130,919 | 436,753 | 365,006 | 72.7% | | | |
| Travel | 419,031 | 48,063 | 299,013 | 300 | 119,718 | 71.4% | | | |
| Equipment | 502,631 | 25,102 | 420,140 | 73,737 | 8,755 | 83.6% | | | |
| Utilities | 1,013,700 | 22,427 | 465,416 | 346,121 | 202,163 | 45.9% | | | |
| Faculty Full Time | 4,546,665 | 379,131 | 3,317,756 | 0 | 1,228,909 | 73.0% | | | |
| Faculty Overloads/Adjunct | 1,763,381 | 135,508 | 1,099,394 | 0 | 663,987 | 62.3% | | | |
| Stipends | 458,770 | 35,227 | 324,465 | 0 | 134,305 | 70.7% | | | |
| Administrator Salaries | 2,231,459 | 187,807 | 1,668,748 | 0 | 562,711 | 74.8% | | | |
| Professional Technical Salaries | 2,149,856 | 163,948 | 1,531,248 | 0 | 618,608 | 71.2% | | | |
| Classified Salaries | 2,423,099 | 196,463 | 1,764,194 | 0 | 658,905 | 72.8% | | | |
| Part-Time Salaries | 649,179 | 53,367 | 405,500 | 0 | 243,679 | 62.5% | | | |
| Staff Benefits | 1,552,786 | 118,953 | 1,081,068 | 0 | 471,718 | 69.6% | | | |

May 31, 2024

GALVESTON COLLEGE

Fund 11 Education and General

| | | | | | | |
|---------------------------|------------|-------------|------------|-----------|-----------|-------|
| Interfund Appropriations | 5,274,786 | 176,757 | 3,361,468 | 0 | 1,913,318 | 63.7% |
| Expenditures Total | 29,305,485 | 1,903,696 | 19,928,509 | 1,172,758 | 8,204,217 | 68.0% |
| Excess Rev/Exp | 0 | (1,004,692) | 7,711,014 | | | |

Galveston College
Fund 11 Detail Rev/Exp
as of the end of May 2024

| | Budget | (MTD) Actual | (YTD) Actual | Encumbrances | Available | % of Budget |
|----------------------------|--------------------|------------------|--------------------|--------------|--------------------|---------------|
| | 2024 | May | 2024 | 2024 | 2024 | 2024 |
| State Appropriation | | | | | | |
| Academic/Technical | \$4,871,133 | \$0 | \$2,813,080 | \$0 | \$2,058,054 | 57.8% |
| Incentive | \$0 | \$0 | \$292,268 | \$0 | (\$292,268) | Infinity |
| Core | \$0 | \$0 | \$548,003 | \$0 | (\$548,003) | Infinity |
| Health Insurance | \$0 | \$0 | \$0 | \$0 | \$0 | NaN |
| Total | \$4,871,133 | \$0 | \$3,653,350 | \$0 | \$1,217,783 | 75.0% |
| Tuition | | | | | | |
| In District Tuition | \$1,261,975 | \$71,949 | \$1,206,704 | \$0 | \$55,271 | 95.6% |
| Out of District Tuition | \$916,696 | \$85,093 | \$1,033,943 | \$0 | (\$117,247) | 112.8% |
| Non Resident Tuition | \$389,815 | \$26,313 | \$416,542 | \$0 | (\$26,727) | 106.9% |
| CE Workforce Training | \$140,000 | \$0 | \$36,421 | \$0 | \$103,579 | 26.0% |
| CE Workforce Info Tech | \$18,250 | \$0 | \$788 | \$0 | \$17,462 | 4.3% |
| CE Workforce Health Prof | \$205,000 | \$6,690 | \$191,647 | \$0 | \$13,353 | 93.5% |
| CE Leisure Learning | \$40,000 | \$16,619 | \$115,219 | \$0 | (\$75,219) | 288.0% |
| CE Childrens Programs | \$0 | \$0 | \$0 | \$0 | \$0 | NaN |
| Total | \$2,971,736 | \$206,664 | \$3,001,264 | \$0 | (\$29,528) | 101.0% |
| Course Fees | | | | | | |
| Building Use Fee | \$1,287,395 | \$83,826 | \$1,318,287 | \$0 | (\$30,892) | 102.4% |
| Student Service Fee | \$62,060 | \$4,465 | \$63,436 | \$0 | (\$1,376) | 102.2% |
| General Service Fee | \$285,395 | \$22,209 | \$282,685 | \$0 | \$2,710 | 99.1% |
| Registration Fee | \$171,237 | \$13,398 | \$169,254 | \$0 | \$1,983 | 98.8% |
| Out of District Fee | \$503,186 | \$40,757 | \$560,042 | \$0 | (\$56,856) | 111.3% |
| Course and Lab fees | \$335,000 | \$21,745 | \$332,556 | \$0 | \$2,444 | 99.3% |

Galveston College
Fund 11 Detail Rev\Exp
as of the end of May 2024

| | Budget | (MTD) Actual | (YTD) Actual | Encumbrances | Available | % of Budget |
|-------------------------------|--------------------|------------------|--------------------|--------------|--------------------|---------------|
| | 2024 | May | 2024 | 2024 | 2024 | 2024 |
| Distance Education fee | \$235,000 | \$20,454 | \$256,911 | \$0 | (\$21,911) | 109.3% |
| Distance Education fee N/R | \$14,000 | \$2,400 | \$13,230 | \$0 | \$770 | 94.5% |
| Testing Fees | \$18,800 | \$5,000 | \$17,779 | \$0 | \$1,021 | 94.6% |
| Testing Fees GED | \$2,550 | \$0 | \$0 | \$0 | \$2,550 | 0.0% |
| Testing Fees-Contract | \$2,550 | \$1,190 | \$26,288 | \$0 | (\$23,738) | 1,030.9% |
| Late Registration Fees | \$6,375 | \$200 | \$6,150 | \$0 | \$225 | 96.5% |
| Schedule Change Fees | \$2,600 | \$80 | \$2,640 | \$0 | (\$40) | 101.5% |
| Student Health\Insurance Fees | \$60,000 | \$5,974 | \$48,344 | \$0 | \$11,656 | 80.6% |
| SurCharge 3peat > 27 Dev hrs | \$29,040 | \$2,880 | \$28,476 | \$0 | \$564 | 98.1% |
| Other fees | \$0 | \$0 | \$0 | \$0 | \$0 | NaN |
| Total | \$3,015,188 | \$224,577 | \$3,126,077 | \$0 | (\$110,889) | 103.7% |
| Exemption/Waivers | | | | | | |
| Competitive Waiver | (\$34,650) | (\$1,365) | (\$31,337) | \$0 | (\$3,313) | 90.4% |
| Foster Care | (\$23,342) | (\$657) | (\$19,355) | \$0 | (\$3,987) | 82.9% |
| Hazelwood Waiver Credit | (\$16,830) | (\$2,723) | (\$13,170) | \$0 | (\$3,660) | 78.3% |
| Hazelwood Dependant | (\$41,200) | (\$806) | (\$43,098) | \$0 | \$1,898 | 104.6% |
| Concurrent Enrollment | \$0 | \$0 | \$0 | \$0 | \$0 | NaN |
| Blind | (\$5,400) | (\$1,558) | (\$6,139) | \$0 | \$739 | 113.7% |
| Fireman | (\$12,400) | (\$744) | (\$4,874) | \$0 | (\$7,526) | 39.3% |
| Police | (\$1,650) | \$0 | (\$495) | \$0 | (\$1,155) | 30.0% |
| TEC 54.052 | (\$102,300) | (\$9,717) | (\$101,670) | \$0 | (\$630) | 99.4% |
| Military Waiver | (\$13,200) | (\$1,638) | (\$8,280) | \$0 | (\$4,920) | 62.7% |
| GISD Dual Credit | (\$510,000) | (\$28,397) | (\$587,101) | \$0 | \$77,101 | 115.1% |
| Other | (\$3,300) | \$0 | (\$1,200) | \$0 | (\$2,100) | 36.4% |

Galveston College

Fund 11 Detail Rev\Exp

as of the end of May 2024

| | Budget | | (MTD) Actual (YTD) Actual | | Encumbrances | | Available | | % of Budget | |
|--------------------------------------|---------------------|-------------------|---------------------------|------------|------------------|---------------|-----------|------|-------------|------|
| | 2024 | May | 2024 | 2024 | 2024 | 2024 | 2024 | 2024 | 2024 | 2024 |
| Total | (\$764,272) | (\$47,605) | (\$816,720) | \$0 | \$52,448 | 106.9% | | | | |
| Local Taxes | | | | | | | | | | |
| Current Taxes | \$17,440,900 | \$294,507 | \$16,935,051 | \$0 | \$505,849 | 97.1% | | | | |
| Delinquent | \$230,000 | \$14,066 | \$185,433 | \$0 | \$44,567 | 80.6% | | | | |
| Penalty & Interest | \$130,000 | \$25,124 | \$153,636 | \$0 | (\$23,636) | 118.2% | | | | |
| Other | \$5,100 | \$23,597 | \$46,185 | \$0 | (\$41,085) | 905.6% | | | | |
| Total | \$17,806,000 | \$357,294 | \$17,320,305 | \$0 | \$485,695 | 97.3% | | | | |
| Local Revenue | | | | | | | | | | |
| Interest Income | \$1,200,000 | \$155,423 | \$1,308,250 | \$0 | (\$108,250) | 109.0% | | | | |
| Miscellaneous Revenue | \$10,500 | \$129 | \$3,401 | \$0 | \$7,099 | 32.4% | | | | |
| Misc. Revenue-Vehicles | \$3,000 | \$0 | \$3,428 | \$0 | (\$428) | 114.3% | | | | |
| Administrative Allowance | \$3,800 | \$0 | \$22,799 | \$0 | (\$18,999) | 600.0% | | | | |
| Indirect Cost Recovery | \$180,000 | \$0 | \$5,825 | \$0 | \$174,175 | 3.2% | | | | |
| Legal Settlements | \$0 | \$2,292 | \$2,292 | \$0 | (\$2,292) | Infinity | | | | |
| Insurance Reimbursements | \$0 | \$0 | \$0 | \$0 | \$0 | NaN | | | | |
| Donations | \$0 | \$0 | \$0 | \$0 | \$0 | NaN | | | | |
| Sales and Services | \$8,400 | \$229 | \$9,252 | \$0 | (\$852) | 110.1% | | | | |
| Total | \$1,405,700 | \$158,074 | \$1,355,247 | \$0 | \$50,453 | 96.4% | | | | |
| Inter-Fund Appropriations | | | | | | | | | | |
| Transfers from Ed & Gen (Fund Bal... | \$0 | \$0 | \$0 | \$0 | \$0 | NaN | | | | |
| Transfers from Federal Grants | \$0 | \$0 | \$0 | \$0 | \$0 | NaN | | | | |
| Transfers from Bond Revenue | \$0 | \$0 | \$0 | \$0 | \$0 | NaN | | | | |
| Total | \$0 | \$0 | \$0 | \$0 | \$0 | NaN | | | | |

Galveston College
Fund 11 Detail Rev\Exp
as of the end of May 2024

| Budget | (MTD) Actual | (YTD) Actual | Encumbrances | Available | % of Budget |
|----------------------|--------------|--------------|--------------|-------------|-------------|
| 2024 | May | 2024 | 2024 | 2024 | 2024 |
| \$29,305,485 | \$899,004 | \$27,639,523 | \$0 | \$1,665,962 | 94% |
| Total Revenue | | | | | |

Galveston College

Fund 11 Detail Rev\Exp

as of the end of May 2024

| Budget | (MTD) Actual | (YTD) Actual | Encumbrances | Available | % of Budget |
|--------|--------------|--------------|--------------|-----------|-------------|
| 2024 | May | 2024 | 2024 | 2024 | 2024 |

Exp by State Classification

Instructional

| | | | | | | |
|----------------------|-----------|----------|-----------|----------|-----------|-------|
| Welding | \$418,955 | \$52,087 | \$312,371 | \$16,505 | \$90,078 | 74.6% |
| Biology | \$360,768 | \$29,663 | \$251,159 | \$137 | \$109,472 | 69.6% |
| Biotechnology | \$0 | \$0 | \$0 | \$0 | \$0 | NaN |
| Chemistry | \$212,226 | \$18,169 | \$143,051 | \$86 | \$69,090 | 67.4% |
| Env Science | \$60,096 | \$4,600 | \$31,782 | \$0 | \$28,314 | 52.9% |
| Physics | \$122,212 | \$8,286 | \$75,704 | \$0 | \$46,508 | 61.9% |
| Accounting | \$72,377 | \$6,146 | \$53,554 | \$0 | \$18,823 | 74.0% |
| Accounting Tech | \$0 | \$0 | \$0 | \$0 | \$0 | NaN |
| Business Admin | \$10,921 | \$609 | \$4,870 | \$0 | \$6,051 | 44.6% |
| Hosp/Tourism | \$9,740 | \$1,093 | \$9,358 | \$0 | \$382 | 96.1% |
| Medical Office Admin | \$221,698 | \$19,239 | \$166,475 | \$0 | \$55,223 | 75.1% |
| Logistics Op | \$73,384 | \$10,377 | \$27,604 | \$0 | \$45,780 | 37.6% |
| Med Off Admin | \$0 | \$0 | \$0 | \$0 | \$0 | NaN |
| Sm Bus Manage | \$0 | \$0 | \$0 | \$0 | \$0 | NaN |
| Office Tech | \$0 | \$0 | \$0 | \$0 | \$0 | NaN |
| Paralegal | \$0 | \$0 | \$0 | \$0 | \$0 | NaN |
| Speech | \$97,429 | \$7,943 | \$66,822 | \$0 | \$30,607 | 68.6% |
| Comp. Science | \$27,661 | \$2,204 | \$25,433 | \$0 | \$2,228 | 91.9% |
| Comp. Tech. | \$107,511 | \$3,382 | \$53,425 | \$0 | \$54,086 | 49.7% |
| Culinary Arts | \$159,823 | \$11,166 | \$124,418 | \$608 | \$34,797 | 77.8% |
| Cosmetology | \$275,970 | \$21,197 | \$187,571 | \$2,133 | \$86,267 | 68.0% |
| Engineering | \$7,345 | \$0 | \$0 | \$0 | \$7,345 | 0.0% |

Galveston College
Fund 11 Detail Rev\Exp
as of the end of May 2024

| | Budget | | (MTD) Actual | | (YTD) Actual | | Encumbrances | | Available | | % of Budget | |
|-------------------|-----------|----------|--------------|----------|--------------|-----------|--------------|-----|-----------|-----|-------------|-----|
| | 2024 | May | 2024 | May | 2024 | May | 2024 | May | 2024 | May | 2024 | May |
| Develop-Read | \$110,546 | \$8,538 | \$85,377 | \$0 | \$0 | \$25,169 | 77.2% | | | | | |
| Develop-Write | \$0 | \$0 | \$0 | \$0 | \$0 | \$0 | NaN | | | | | |
| Develop-Other | \$0 | \$0 | \$0 | \$0 | \$0 | \$0 | NaN | | | | | |
| Education | \$10,084 | \$744 | \$6,712 | \$0 | \$0 | \$3,372 | 66.6% | | | | | |
| English | \$359,334 | \$29,058 | \$246,845 | \$41,173 | \$0 | \$71,316 | 68.7% | | | | | |
| Humanities | \$2,941 | \$0 | \$244 | \$0 | \$0 | \$2,697 | 8.3% | | | | | |
| Philosophy | \$14,608 | \$2,435 | \$19,074 | \$0 | \$0 | (\$4,466) | 130.6% | | | | | |
| Foreign Lang-SPAN | \$24,869 | \$1,539 | \$10,146 | \$0 | \$0 | \$14,723 | 40.8% | | | | | |
| Nursing-RN | \$973,231 | \$89,768 | \$633,374 | \$2,500 | \$0 | \$337,357 | 65.1% | | | | | |
| Nursing Admin | \$189,701 | \$20,584 | \$144,234 | \$0 | \$0 | \$45,467 | 76.0% | | | | | |
| Allied Health | \$0 | \$0 | \$0 | \$0 | \$0 | \$0 | NaN | | | | | |
| Clinical Research | \$0 | \$0 | \$0 | \$0 | \$0 | \$0 | NaN | | | | | |
| Emer Med Serv | \$377,525 | \$29,744 | \$227,947 | \$5,097 | \$0 | \$144,481 | 60.4% | | | | | |
| Imaging-CT | \$149,113 | \$10,568 | \$91,746 | \$1,234 | \$0 | \$56,134 | 61.5% | | | | | |
| Imaging-MRI | \$147,322 | \$11,957 | \$102,115 | \$0 | \$0 | \$45,207 | 69.3% | | | | | |
| Imaging-Mam | \$0 | \$0 | \$0 | \$0 | \$0 | \$0 | NaN | | | | | |
| Imaging-Nuclear | \$193,939 | \$17,259 | \$148,581 | \$0 | \$0 | \$45,358 | 76.6% | | | | | |
| Imaging-Rad Thy | \$189,335 | \$14,283 | \$133,255 | \$129 | \$0 | \$55,951 | 70.4% | | | | | |
| Imaging-Rad Tch | \$423,140 | \$26,285 | \$270,602 | \$575 | \$0 | \$151,963 | 64.0% | | | | | |
| Ophthalmic Asst | \$0 | \$0 | \$0 | \$0 | \$0 | \$0 | NaN | | | | | |
| Pharmacy Tech | \$0 | \$0 | \$0 | \$0 | \$0 | \$0 | NaN | | | | | |
| Phlebotomy Tech | \$0 | \$0 | \$0 | \$0 | \$0 | \$0 | NaN | | | | | |
| Sonography | \$223,829 | \$16,206 | \$152,867 | \$875 | \$0 | \$70,087 | 68.3% | | | | | |
| Surgical Tech | \$148,396 | \$10,879 | \$96,360 | \$1,365 | \$0 | \$50,670 | 64.9% | | | | | |

Galveston College

Fund 11 Detail Rev\Exp

as of the end of May 2024

| | Budget 2024 | (MTD) Actual (YTD) Actual | | Encumbrances | | Available | | % of Budget | |
|----------------------------|----------------|---------------------------|-----------|--------------|----------|-----------|-------|-------------|------|
| | | May | 2024 | 2024 | 2024 | 2024 | 2024 | 2024 | 2024 |
| Nursing-LVN | \$189,169 | \$11,000 | \$109,503 | \$2,018 | \$77,648 | \$77,648 | 57.9% | | |
| Develop-Math | \$286,554 | \$23,926 | \$189,733 | \$0 | \$96,821 | \$96,821 | 66.2% | | |
| Mathematics | \$383,204 | \$32,371 | \$289,428 | \$0 | \$93,776 | \$93,776 | 75.5% | | |
| Auto Tech | \$0 | \$0 | \$0 | \$0 | \$0 | \$0 | NaN | | |
| HVAC Tech | \$125,019 | \$10,999 | \$86,527 | \$1,759 | \$36,733 | \$36,733 | 69.2% | | |
| Industrial Sys | \$0 | \$0 | \$0 | \$0 | \$0 | \$0 | NaN | | |
| Electrical and Electronics | \$160,405 | \$21,252 | \$97,044 | \$479 | \$62,882 | \$62,882 | 60.5% | | |
| Instrumentation | \$122,407 | \$10,401 | \$92,268 | \$0 | \$30,139 | \$30,139 | 75.4% | | |
| Fitness Center | \$130,327 | \$9,430 | \$90,498 | \$475 | \$39,354 | \$39,354 | 69.4% | | |
| Physical Ed. | \$123,816 | \$11,002 | \$95,300 | \$145 | \$28,371 | \$28,371 | 77.0% | | |
| CJ-Academic | \$82,511 | \$6,549 | \$58,951 | \$0 | \$23,560 | \$23,560 | 71.4% | | |
| CJ-Law Enforce | \$176,284 | \$12,346 | \$128,031 | \$0 | \$48,253 | \$48,253 | 72.6% | | |
| Economics | \$59,378 | \$4,270 | \$44,450 | \$0 | \$14,928 | \$14,928 | 74.9% | | |
| Government/PS | \$140,293 | \$11,034 | \$83,844 | \$0 | \$56,449 | \$56,449 | 59.8% | | |
| History/Geog. | \$133,708 | \$9,085 | \$91,012 | \$0 | \$42,696 | \$42,696 | 68.1% | | |
| Psychology | \$128,400 | \$11,704 | \$99,127 | \$0 | \$29,273 | \$29,273 | 77.2% | | |
| Sociology | \$31,635 | \$2,080 | \$20,030 | \$0 | \$11,605 | \$11,605 | 63.3% | | |
| Art | \$163,907 | \$11,453 | \$121,491 | \$0 | \$42,416 | \$42,416 | 74.1% | | |
| Digital Imaging | \$0 | \$0 | \$0 | \$0 | \$0 | \$0 | NaN | | |
| Drama / Theater | \$154,397 | \$19,896 | \$118,424 | \$0 | \$35,973 | \$35,973 | 76.7% | | |
| Music | \$60,628 | \$3,798 | \$52,654 | \$0 | \$7,974 | \$7,974 | 86.8% | | |
| Medical Bachelors | \$220,830 | \$17,345 | \$167,414 | \$194 | \$53,223 | \$53,223 | 75.8% | | |
| Nursing BSN | \$273,258 | \$8,082 | \$179,057 | \$236 | \$93,965 | \$93,965 | 65.5% | | |
| Accreditation | \$16,000 | \$0 | \$15,110 | \$0 | \$890 | \$890 | 94.4% | | |

Galveston College
Fund 11 Detail Rev\Exp
as of the end of May 2024

| | Budget | | (MTD) Actual | | (YTD) Actual | | Encumbrances | | Available | | % of Budget | |
|---------------------------------------|--------------------|------------------|--------------------|-----|-----------------|------|--------------------|------|-----------|------|-------------|--------------|
| | 2024 | May | 2024 | May | 2024 | 2024 | 2024 | 2024 | 2024 | 2024 | 2024 | 2024 |
| Accreditation QEP | \$46,562 | \$3,610 | \$31,938 | | \$0 | | \$0 | | \$14,624 | | | 68.6% |
| ATD | \$0 | \$0 | \$0 | | \$0 | | \$0 | | \$0 | | | NaN |
| Faculty Dev. | \$50,100 | \$4,668 | \$42,219 | | \$0 | | \$0 | | \$7,881 | | | 84.3% |
| Lecture Series | \$4,970 | \$1,000 | \$2,816 | | \$0 | | \$0 | | \$2,154 | | | 56.7% |
| CE-Workforce | \$45,717 | \$5,305 | \$40,625 | | \$0 | | \$0 | | \$5,092 | | | 88.9% |
| CE Cisco | \$1,658 | \$0 | \$634 | | \$0 | | \$0 | | \$1,024 | | | 38.2% |
| CE Allied Health | \$168,889 | \$19,532 | \$160,502 | | \$0 | | \$0 | | \$8,387 | | | 95.0% |
| Total Instructional | \$9,256,055 | \$768,146 | \$6,411,703 | | \$77,723 | | \$2,766,629 | | | | | 69% |
| Instructional Donations | \$0 | \$0 | \$0 | | \$0 | | \$0 | | \$0 | | | NaN |
| 25 | | | | | | | | | | | | |
| Community Services | | | | | | | | | | | | |
| CE Leisure Learning | \$69,090 | \$16,955 | \$59,808 | | \$2,422 | | \$6,860 | | | | | 86.6% |
| CE Children Programs | \$0 | \$0 | \$0 | | \$0 | | \$0 | | \$0 | | | NaN |
| Total Community Service | \$69,090 | \$16,955 | \$59,808 | | \$2,422 | | \$6,860 | | | | | 86.6% |
| Academic Support | | | | | | | | | | | | |
| Vice President of Instruction | \$290,116 | \$23,474 | \$215,194 | | \$369 | | \$74,554 | | | | | 74.2% |
| Arts & Sciences Administration | \$71,403 | \$4,352 | \$51,692 | | \$0 | | \$19,711 | | | | | 72.4% |
| Tech\Professional Ed. Administration | \$241,856 | \$17,022 | \$180,444 | | \$1,802 | | \$59,610 | | | | | 74.6% |
| Adult & Continuing Ed. Administration | \$252,084 | \$19,538 | \$180,624 | | \$550 | | \$70,909 | | | | | 71.7% |
| Distance Education Administration | \$182,890 | \$8,451 | \$131,589 | | \$149 | | \$51,152 | | | | | 72.0% |
| Hamshire - Fannett Administration | \$0 | \$0 | \$0 | | \$0 | | \$0 | | | | | NaN |
| Grants Development | \$76,392 | \$6,246 | \$57,749 | | \$200 | | \$18,443 | | | | | 75.6% |
| Library & Learning Resources | \$435,689 | \$25,767 | \$342,304 | | \$239 | | \$93,146 | | | | | 78.6% |

Galveston College
Fund 11 Detail Rev\Exp
as of the end of May 2024

| | Budget 2024 | (MTD) Actual May | (YTD) Actual 2024 | Encumbrances 2024 | Available 2024 | % of Budget 2024 |
|------------------------------------|--------------------|---------------------|----------------------|----------------------|-------------------|---------------------|
| Media Services | \$59,014 | \$4,045 | \$41,546 | \$93 | \$17,375 | 70.4% |
| Student Success Center (Tutoring) | \$167,854 | \$13,046 | \$114,881 | \$0 | \$52,973 | 68.4% |
| Testing Center | \$170,521 | \$13,022 | \$118,398 | \$7,000 | \$45,123 | 69.4% |
| Total For Academic Support | \$1,947,819 | \$134,963 | \$1,434,423 | \$10,401 | \$502,995 | 73.6% |
| Student Services | | | | | | |
| Vice President of Student Services | \$359,337 | \$51,876 | \$277,169 | \$3,663 | \$78,506 | 77.1% |
| Admissions\Records | \$588,885 | \$46,981 | \$431,530 | \$346 | \$157,009 | 73.3% |
| Campus Security | \$642,290 | \$52,209 | \$433,210 | \$150,466 | \$58,614 | 67.4% |
| Counseling | \$693,532 | \$45,245 | \$455,972 | \$0 | \$237,560 | 65.7% |
| Financial Aid | \$400,272 | \$30,249 | \$265,918 | \$848 | \$133,505 | 66.4% |
| Student Activities | \$84,468 | \$6,013 | \$51,525 | \$0 | \$32,943 | 61.0% |
| Phi Theta Kappa | \$0 | \$0 | \$0 | \$0 | \$0 | NaN |
| Total For Student Services | \$2,768,784 | \$232,573 | \$1,915,325 | \$155,322 | \$698,136 | 69.2% |
| Institutional Support | | | | | | |
| Board of Regents | \$82,160 | \$0 | \$21,964 | \$194 | \$60,002 | 26.7% |
| President | \$592,420 | \$37,617 | \$337,475 | \$390 | \$254,554 | 57.0% |
| General Institutional Expenses | \$343,166 | \$14,499 | \$138,777 | \$200 | \$204,188 | 40.4% |
| Vice President for Administration | \$214,249 | \$16,989 | \$156,559 | \$364 | \$57,325 | 73.1% |
| Business Services | \$915,953 | \$85,962 | \$644,232 | \$11,064 | \$260,657 | 70.3% |
| Human Resources & Risk Mgmt. | \$467,935 | \$31,909 | \$333,197 | \$16,484 | \$118,253 | 71.2% |
| Professional Development | \$9,600 | \$0 | \$7,684 | \$916 | \$1,000 | 80.0% |
| Purchasing | \$92,045 | \$6,863 | \$65,913 | \$0 | \$26,132 | 71.6% |
| Research and Planning | \$238,421 | \$15,260 | \$186,749 | \$668 | \$51,004 | 78.3% |

Galveston College

Fund 11 Detail Rev\Exp

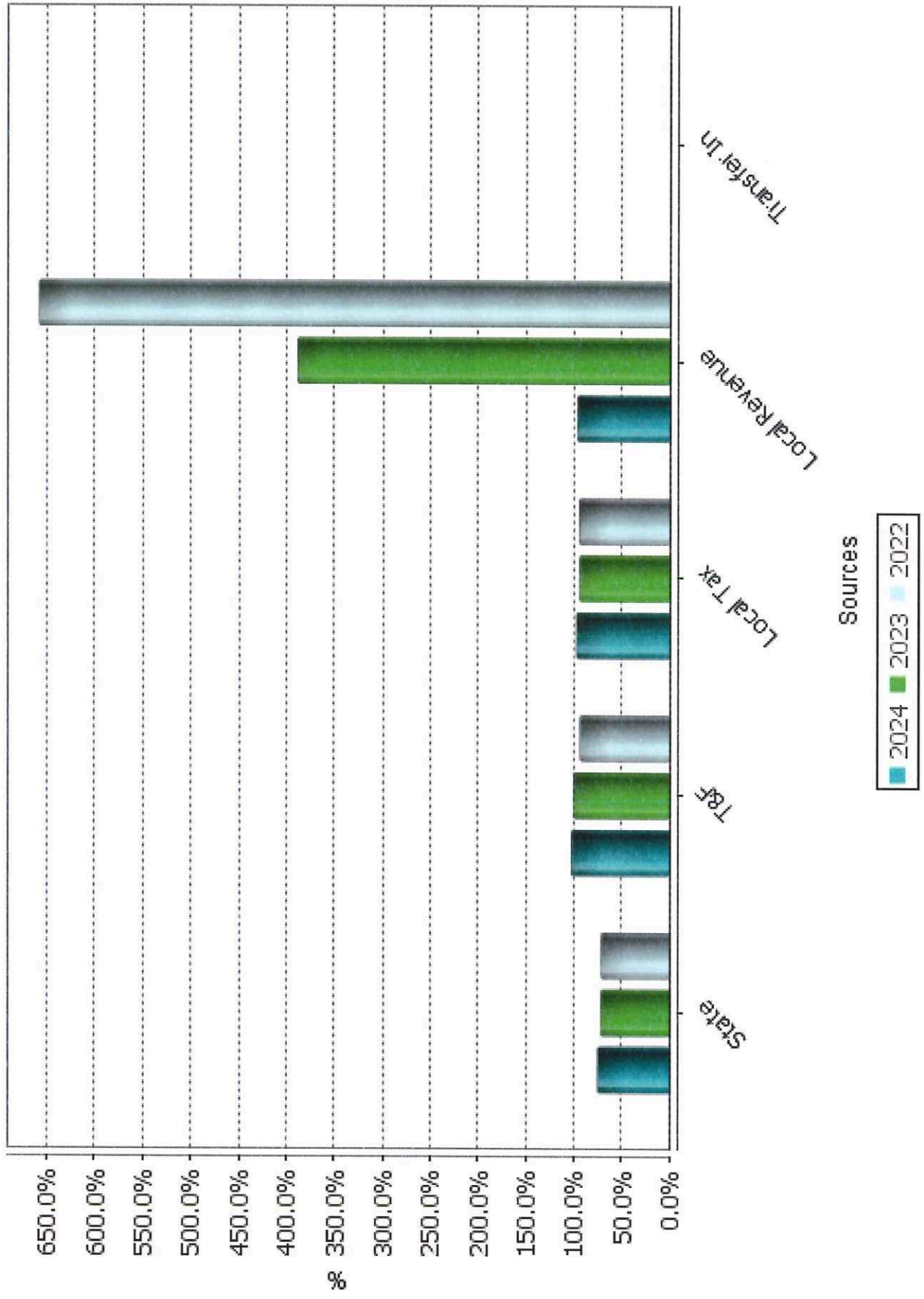
as of the end of May 2024

| | Budget | (MTD) Actual | (YTD) Actual | Encumbrances | Available | % of Budget |
|--|--------------------|------------------|--------------------|------------------|--------------------|---------------|
| | 2024 | May | 2024 | 2024 | 2024 | 2024 |
| Information Technology | \$1,994,939 | \$111,801 | \$1,584,700 | \$157,674 | \$252,564 | 79.4% |
| Communications | \$90,042 | \$3,577 | \$61,399 | \$1,661 | \$26,982 | 68.2% |
| Vice Pres. Community Engagement | \$0 | \$0 | \$0 | \$0 | \$0 | NaN |
| Development | \$286,494 | \$20,392 | \$193,358 | \$1,364 | \$91,772 | 67.5% |
| GC Foundation | \$72,040 | \$5,412 | \$49,250 | \$231 | \$22,558 | 68.4% |
| Marketing & Media | \$710,061 | \$36,340 | \$476,717 | \$129,127 | \$104,217 | 67.1% |
| Total for Institutional Support | \$6,109,524 | \$386,620 | \$4,257,976 | \$320,337 | \$1,531,211 | 69.7% |
| Staff Benefits | | | | | | |
| Staff Benefits - State Eligible | \$27,377 | \$0 | \$45,839 | \$0 | (\$18,462) | 167.4% |
| Staff Benefits - Non-State Eligible | \$0 | \$0 | \$0 | \$0 | \$0 | NaN |
| Staff Benefits - Retirees | \$0 | \$0 | \$29 | \$0 | (\$29) | Infinity |
| Total For Staff Benefits | \$27,377 | \$0 | \$45,868 | \$0 | (\$18,491) | 167.5% |
| Operations and Maintenance | | | | | | |
| Plant Administration | \$941,129 | \$17,461 | \$682,107 | \$0 | \$259,022 | 72.5% |
| Building Maintenance | \$1,123,028 | \$85,404 | \$753,875 | \$223,797 | \$145,356 | 67.1% |
| Custodial Services | \$711,943 | \$55,279 | \$501,472 | \$5,993 | \$204,478 | 70.4% |
| Custodial Services Tech Center | \$0 | \$0 | \$0 | \$0 | \$0 | NaN |
| Grounds Maintenance | \$77,250 | \$5,224 | \$47,701 | \$23,640 | \$5,909 | 61.7% |
| Grounds Maintenance Tech Cente | \$0 | \$0 | \$0 | \$0 | \$0 | NaN |
| Transportation | \$20,000 | \$3,764 | \$8,398 | \$7,090 | \$4,512 | 42.0% |
| Utilities | \$865,000 | \$20,231 | \$418,903 | \$282,514 | \$163,583 | 48.4% |
| Utilities Tech Center | \$113,700 | \$318 | \$29,481 | \$63,519 | \$20,700 | 25.9% |
| Total for Operations and M... | \$3,852,050 | \$187,681 | \$2,441,938 | \$606,553 | \$803,559 | 63.4% |

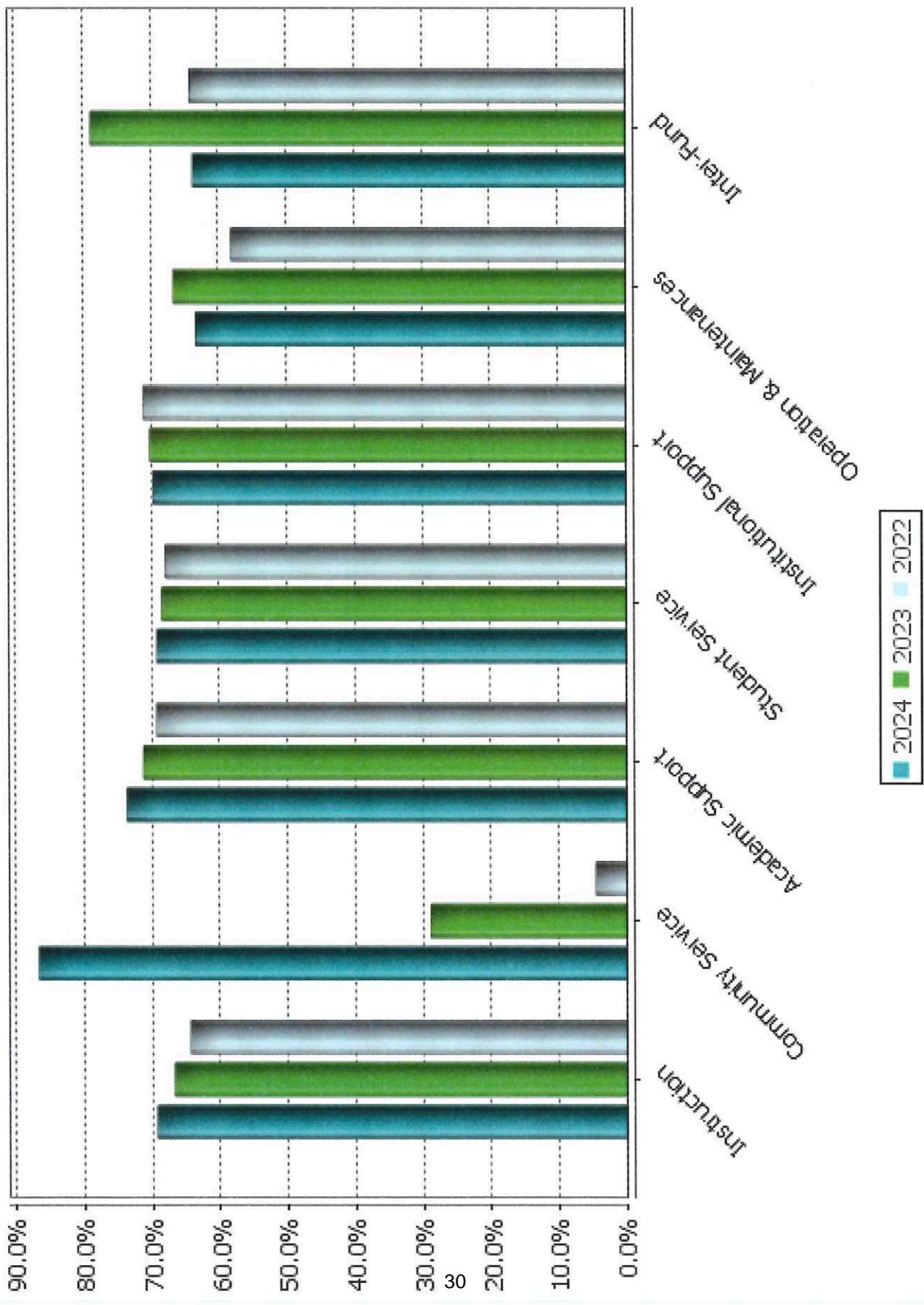
Galveston College
Fund 11 Detail Rev\Exp
as of the end of May 2024

| | Budget | (MTD) Actual | (YTD) Actual | Encumbrances | Available | % of Budget |
|--|---------------------|--------------------|---------------------|--------------------|--------------------|--------------|
| | 2024 | May | 2024 | 2024 | 2024 | 2024 |
| Inter-fund Appropriations | | | | | | |
| Transfers to Auxiliary | \$672,480 | \$55,532 | \$342,142 | \$0 | \$330,338 | 50.9% |
| Transfers to Student Activity Fund | \$62,060 | \$4,465 | \$63,436 | \$0 | (\$1,376) | 102.2% |
| Transfer to State Eligible Ben | \$1,520,248 | \$116,760 | \$957,408 | \$0 | \$562,840 | 63.0% |
| Transfers to State Grants & Aid | \$152,498 | \$0 | \$131,482 | \$0 | \$21,016 | 86.2% |
| Transfers to Bond Revenue | \$1,867,500 | \$0 | \$1,867,000 | \$0 | \$500 | 100.0% |
| Transfer to Construction | \$0 | \$0 | \$0 | \$0 | \$0 | NaN |
| Transfers to Capital Project | \$1,000,000 | \$0 | \$0 | \$0 | \$1,000,000 | 0.0% |
| Transfers to Fixed Assets | \$0 | \$0 | \$0 | \$0 | \$0 | NaN |
| Total Inter-fund Appropriations | \$5,274,786 | \$176,757 | \$3,361,468 | \$0 | \$1,913,318 | 63.7% |
| <hr/> | | | | | | |
| Expenditures Totals | \$29,305,485 | \$1,903,696 | \$19,928,509 | \$1,172,758 | \$8,204,217 | 68.0% |

3 Year Revenue by Percentage (YTD)



Three Year Expense by Percentage (TYD)



**Auxiliary fund
as of May 31, 2024**

| May 31, 2024 | Current year | | Current year | | Current ... | | Current year | | Current year | |
|--|--------------------|-----------------|--------------------|------------|-------------|------------|------------------|------------------|--------------|------------|
| | Budget | (MTD) Actual | (YTD) Act... | Act... | Encumbr... | Encumbr... | Remaining | Remaining | % Expended | % Expended |
| | 2024 | May | 2024 | 2024 | 2024 | 2024 | 2024 | 2024 | 2024 | 2024 |
| Revenue by State Classification | | | | | | | | | | |
| Interfund Appropriations | \$672,480 | \$55,532 | \$342,142 | \$0 | \$0 | \$0 | \$330,338 | \$330,338 | 51% | 51% |
| Bookstore Commission | \$55,000 | \$0 | \$35,723 | \$0 | \$0 | \$0 | \$19,277 | \$19,277 | 65% | 65% |
| Student housing | \$346,495 | \$27,190 | \$379,178 | \$0 | \$0 | \$0 | (\$32,683) | (\$32,683) | 109% | 109% |
| Food Service | \$477,394 | \$3,120 | \$513,871 | \$0 | \$0 | \$0 | (\$36,477) | (\$36,477) | 108% | 108% |
| Special Event | \$0 | \$0 | \$0 | \$0 | \$0 | \$0 | \$0 | \$0 | NaN | NaN |
| Sales and Services | \$172,720 | \$1,924 | \$89,437 | \$0 | \$0 | \$0 | \$83,283 | \$83,283 | 52% | 52% |
| Total Revenue | \$1,724,089 | \$87,766 | \$1,360,351 | \$0 | \$0 | \$0 | \$363,738 | \$363,738 | 79% | 79% |

| Expenditures by Department | | | | | | | | | | |
|-----------------------------------|------------------|---------------|------------------|------------------|------------------|------------------|------------------|------------------|------------|------------|
| Bookstore(retiree) | 0 | 0 | 0 | 0 | 0 | 0 | \$0 | \$0 | NaN | NaN |
| Student Housing | 18,090 | 954 | 8,781 | 0 | 0 | 0 | \$9,309 | \$9,309 | 49% | 49% |
| Food Service | 393,690 | 25,244 | 369,306 | 0 | 0 | 0 | \$24,384 | \$24,384 | 94% | 94% |
| Print Shop | 105,200 | 6,276 | 75,216 | 20,255 | 20,255 | 20,255 | \$9,729 | \$9,729 | 71% | 71% |
| Special Event | 0 | 0 | 0 | 0 | 0 | 0 | \$0 | \$0 | NaN | NaN |
| Athletics General | 108,326 | 6,951 | 48,418 | 860 | 860 | 860 | \$59,048 | \$59,048 | 45% | 45% |
| Baseball | 485,940 | 27,451 | 438,009 | 1,216 | 1,216 | 1,216 | \$46,715 | \$46,715 | 90% | 90% |
| Softball | 396,943 | 20,370 | 339,240 | 640 | 640 | 640 | \$57,063 | \$57,063 | 85% | 85% |
| General Institutional | 215,900 | 638 | 81,499 | 24,362 | 24,362 | 24,362 | \$110,038 | \$110,038 | 38% | 38% |
| Transfer to Construction | 0 | 0 | 0 | 0 | 0 | 0 | \$0 | \$0 | NaN | NaN |
| Expenditures Total | 1,724,089 | 87,885 | 1,360,470 | 47,333.93 | 47,333.93 | 47,333.93 | \$316,285 | \$316,285 | 79% | 79% |

**Auxiliary fund
as of May 31, 2024**

| | | | | | | | | | |
|---------------------------|------------------|---------------|------------------|------------------|-------------------|------------|--|--|--|
| Expenditures by Type | | | | | | | | | |
| General Operating | 260,636 | 4,032 | 88,226 | 27,342 | 145,067.85 | 34% | | | |
| Contracted Services | 515,584 | 35,241 | 449,090 | 18,136 | 48,357.75 | 87% | | | |
| Travel | 143,480 | 15,910 | 118,533 | 0 | 24,946.69 | 83% | | | |
| Equipment | 69,353 | 1,271 | 61,313 | 1,856 | 6,184.14 | 88% | | | |
| Special Event | 0 | 0 | 0 | 0 | 0.00 | NaN | | | |
| Transfer to Scholars... | 25,000 | 0 | 25,000 | 0 | 0.00 | 100% | | | |
| Transfer to Construction | 0 | 0 | 0 | 0 | 0.00 | NaN | | | |
| Scholarships | 414,424 | 419 | 391,873 | 0 | 22,551.14 | 95% | | | |
| Salaries & Stipends | 225,755 | 24,850 | 176,891 | 0 | 48,864.18 | 78% | | | |
| Staff Benefits | 69,857 | 6,163 | 49,544 | 0 | 20,313.34 | 71% | | | |
| Expenditures Total | 1,724,089 | 87,885 | 1,360,470 | 47,333.93 | 316,285.09 | 79% | | | |

**Student Service Fund
as of May 31, 2024**

| May 31, 2024 | Current year | | Current year | | Current ... | | Current year | |
|--|--------------|--------------|--------------|------------|-------------|------------|--------------|--|
| | Budget | (MTD) Actual | (YTD) Act... | Encumbr... | Remaining | % Expended | | |
| | 2024 | May | 2024 | 2024 | 2024 | 2024 | | |
| Revenue by State Classification | | | | | | | | |
| Interfund Appropriations | \$62,060 | \$4,465 | \$63,436 | \$0 | (\$1,376) | 102% | | |
| Fund Balance Transfer | \$0 | \$0 | \$0 | \$0 | \$0 | NaN | | |
| Total Revenue | \$62,060 | \$4,465 | \$63,436 | \$0 | (\$1,376) | 102% | | |

| Expenditures by Department | | | | | | |
|-----------------------------------|--------|-------|--------|-------|----------|-----|
| Student Activities | 36,450 | 8,756 | 21,631 | 2,314 | \$12,505 | 59% |
| Student Government | 23,010 | 1,143 | 15,941 | 2,592 | \$4,477 | 69% |
| Phi Theta Kappa | 2,600 | 0 | 168 | 0 | \$2,432 | 6% |
| Expenditures Total | 62,060 | 9,899 | 37,740 | 4,906 | \$19,414 | 61% |

| Expenditures by Type | | | | | | |
|-----------------------------|--------|-------|--------|-------|--------|-----|
| General Operating | 36,750 | 1,899 | 22,525 | 4,906 | 9,319 | 61% |
| Contracted Services | 0 | 0 | 0 | 0 | 0 | |
| Travel | 15,310 | 7,000 | 7,215 | 0 | 8,095 | 47% |
| Equipment | 0 | 0 | 0 | 0 | 0 | NaN |
| Scholarships | 0 | 0 | 0 | 0 | 0 | |
| Salaries & Stipends | 10,000 | 1,000 | 8,000 | 0 | 2,000 | |
| Staff Benefits | 0 | 0 | 0 | 0 | 0 | |
| Expenditures Total | 62,060 | 9,899 | 37,740 | 4,906 | 19,414 | 61% |

GALVESTON COLLEGE
Construction\Capital Project fund
as of May 31, 2024

| | Current year Budget 2024 | Current year (MTD) Actual May | Current year (YTD) Actual 2024 | Current year Encumbrances 2024 | Current year Remaining 2024 |
|---|--------------------------------|-------------------------------------|--------------------------------------|--------------------------------------|-----------------------------------|
| May 31, 2024 | | | | | |
| Fund 71 | | | | | |
| Revenue | | | | | |
| Fund Balance Transfer | 5,856,864 | 0 | 0 | 0 | 5,856,864 |
| Proposed Title V Grant Remodel Student Success Center | 752,942 | 0 | 0 | 0 | 752,942 |
| Total Revenue | 6,609,806 | 0 | 0 | 0 | 6,609,806 |
| Expenditures | | | | | |
| Facility Construction * | 1,603,458 | 104,111 | 165,551 | 1,621,120 | (183,213) |
| Furniture and Equipment * | 400,000 | 332,516 | 332,516 | 15,120 | 52,364 |
| Contingency * | 235,000 | 0 | 0 | 0 | 235,000 |
| Architectural & Engineering fees * | 106,000 | 2,000 | 45,825 | 79,575 | (19,400) |
| 2nd floor Northern Remodel , Library Testing, and FA-207 Black Box Projects | | | | | |
| Softball Feild-Construction | 1,500,000 | 0 | 0 | 0 | 1,500,000 |
| Softball Feild- Architectural and Engineering fees | 150,000 | 0 | 0 | 0 | 150,000 |
| Electrical Transformer Upgrade- Construction | 1,227,406 | 0 | 1,125,300 | 102,106 | 0 |
| Electrical Transformer Upgrade- Archit, and Engin. | 60,000 | 540 | 4,020 | 55,980 | 0 |
| Electrical Transformer Upgrade- Contingency | 125,000 | 0 | 0 | 0 | 125,000 |
| Student Success Center -Remodel- Title V | 752,942 | 0 | 0 | 752,942 | 0 |
| Land\Building Purchase | 450,000 | 0 | 0 | 0 | 450,000 |
| Expenditures Total | 6,609,806 | 439,167 | 1,673,213 | 2,626,843 | 2,309,750 |

GALVESTON COLLEGE
Construction\Capital Project fund
as of May 31, 2024

| | Current year Budget 2024 | Current year (MTD) Actual May | Current year (YTD) Actual 2024 | Current year Encumbrances 2024 | Current year Remaining 2024 |
|--|--------------------------------|-------------------------------------|--------------------------------------|--------------------------------------|-----------------------------------|
| Revenue | | | | | |
| Fund Balance Transfer FY23 Bond Interest | 907,955 | 0 | 0 | 0 | 907,955 |
| Transfer Bond Reserve interest | 152,625 | 0 | 0 | 0 | 152,625 |
| Bond Proceeds | 6,953,871 | 114,676 | 4,839,773 | 0 | 2,114,098 |
| Total Revenue | 8,014,451 | 114,676 | 4,839,773 | 0 | 3,174,678 |

Nursing Health Science Building

| | Current year Budget 2024 | Current year (MTD) Actual May | Current year (YTD) Actual 2024 | Current year Encumbrances 2024 | Current year Remaining 2024 |
|---------------------------|--------------------------------|-------------------------------------|--------------------------------------|--------------------------------------|-----------------------------------|
| Expenditures | | | | | |
| Contingency-Owner | 102,927 | 0 | 0 | 0 | 102,927 |
| Equipment- Capital | 1,600,000 | 100,910 | 401,161 | 158,141 | 1,040,699 |
| Furniture- Capital | 1,900,000 | 36,565 | 1,186,177 | 208,532 | 505,291 |
| Facility Construction | 4,169,624 | 0 | 3,001,452 | 0 | 1,168,173 |
| Archit and Engr Fees | 241,900 | 9,700 | 283,484 | 0 | (41,584) |
| Expenditures Total | 8,014,451 | 147,176 | 4,872,273 | 366,673 | 2,775,505 |

Nursing Health Science- Moody PEF

| | Current year Budget 2024 | Current year (MTD) Actual May | Current year (YTD) Actual 2024 | Current year Encumbrances 2024 | Current year Remaining 2024 |
|--|--------------------------------|-------------------------------------|--------------------------------------|--------------------------------------|-----------------------------------|
| Revenue | | | | | |
| Moody PEF Gift - Transfer from fund 25 | 1,000,000 | 0 | 1,000,000 | 0 | 0 |
| Total Revenue | 1,000,000 | 0 | 1,000,000 | 0 | 0 |
| Expenditures | | | | | |
| Equipment- Capital | 1,000,000 | 0 | 1,000,000 | 6,500 | (6,500) |
| Expenditures Total | 1,000,000 | 0 | 1,000,000 | 6,500 | (6,500) |

GALVESTON COLLEGE
Construction\Capital Project fund
as of May 31, 2024

May 31, 2024

| Current year Budget 2024 | Current year (MTD) Actual May 2024 | Current year (YTD) Actual 2024 | Current year Encumbrances 2024 | Current year Remaining 2024 |
|--------------------------|------------------------------------|--------------------------------|--------------------------------|-----------------------------|
|--------------------------|------------------------------------|--------------------------------|--------------------------------|-----------------------------|

| | | | | | |
|-------------------------|------------|------------------|--------------------|--------------------|-----------|
| Fund Revenue Total | 15,624,257 | 114,676 | 5,839,773 | 0 | 9,784,484 |
| Fund Expenditures Total | 15,624,257 | 586,342 | 7,545,486 | 3,000,016 | 5,078,755 |
| Fund 71 total | | (471,667) | (1,705,713) | (3,000,016) | |

Capital Projects Fund 72

| | | | | | |
|---|------------------|----------|------------------|----------|------------------|
| Revenue | 1,832,420 | 0 | 0 | 0 | 1,832,420 |
| Transfer from fund 11 (1Mil) and fund balance ... | 1,832,420 | 0 | 0 | 0 | 1,832,420 |
| Total Revenue | 1,832,420 | 0 | 0 | 0 | 1,832,420 |
| Expenditures | | | | | |
| Contracted service IT issues Carryforward | 182,000 | 0 | 171,320 | 0 | 10,680 |
| Nursing\HS Building Equipment | 1,550,420 | 0 | 0 | 0 | 1,550,420 |
| Facilities Master Plan Archt and Engr | 100,000 | 0 | 0 | 0 | 100,000 |
| Expenditures Total | 1,832,420 | 0 | 171,320 | 0 | 1,661,100 |
| Fund Revenue Total | 1,832,420 | 0 | 0 | 0 | 1,832,420 |
| Fund Expenditures Total | 1,832,420 | 0 | 171,320 | 0 | 1,661,100 |
| Fund 72 total | 0 | 0 | (171,320) | 0 | 0 |

GALVESTON COLLEGE
Bond Funds 51, 52, 53

| | Current year Budget 2024 | Current year (MTD) Actual May | Current year (YTD) Actual 2024 | Current year Encumbran... 2024 | Current year Remaining 2024 | Current year % Expended 2024 | Prior Year % Expe... 2023 |
|--|--------------------------|-------------------------------|--------------------------------|--------------------------------|-----------------------------|------------------------------|---------------------------|
|--|--------------------------|-------------------------------|--------------------------------|--------------------------------|-----------------------------|------------------------------|---------------------------|

Fund 51 Revenue-Bond Payment

| | | | | | | | |
|---------------------------------|------------------|---------------|------------------|----------|------------------|---------------|--|
| Revenue | | | | | | | |
| Transfer from E&G | 1,867,500 | 0 | 1,867,000 | 0 | 500 | 100.0% | |
| Interest income-Bond | 62,625 | 10,912 | 179,724 | 0 | (117,099) | 287.0% | |
| Revenue Total | 1,930,125 | 10,912 | 2,046,724 | 0 | (116,599) | 106.0% | |
| Expenses | | | | | | | |
| Transfers to Bond Reserve (N/A) | 62,625 | 0 | 0 | 0 | 62,625 | | |
| Transfer to Intrest and sinking | 1,867,500 | 0 | 1,261,230 | 0 | 606,270 | 67.5% | |
| Expenditures Total | 1,930,125 | 0 | 1,261,230 | 0 | 668,895 | 65.3% | |

fund 52 Bond Intrest and Sinking Fund

| | | | | | | | |
|----------------------------------|------------------|----------|------------------|----------|----------------|--------------|--|
| Transfer from Bond Revenue Fd 51 | 1,867,500 | 0 | 1,261,230 | 0 | 606,270 | 67.5% | |
| Total Fund Revenue | 1,867,500 | 0 | 1,261,230 | 0 | 606,270 | 67.5% | |
| Expenses | | | | | | | |
| Admin Fees\Professional Service | 500 | 0 | 300 | 0 | 200 | 60.0% | |
| Bond Redemption Principal | 740,000 | 0 | 740,000 | 0 | 0 | 100.0% | |
| Bond Redemption Intrest | 1,127,000 | 0 | 521,230 | 0 | 605,770 | 46.2% | |
| Expenditures Total | 1,867,000 | 0 | 1,261,530 | 0 | 605,470 | 67.6% | |

fund 53 Bond Reserve

| | | | | | | | |
|-----------------------------|----------------|--------------|---------------|----------|----------------|-------------|--|
| Transfers from Bond Revenue | 62,625 | 0 | 0 | 0 | 62,625 | 0.0% | |
| Interest income-Reserve | 90,000 | 9,119 | 79,432 | 0 | 10,568 | 88.3% | |
| Revenue Total | 152,625 | 9,119 | 79,432 | 0 | | | |
| Expenses | | | | | | | |
| Transfer to Construction | 152,625 | 0 | 0 | 0 | 152,625 | 0.0% | |
| Expenditures Total | 152,625 | 0 | 0 | 0 | 152,625 | 0.0% | |

May 31, 2024

Consideration of Consent Agenda

The consent agenda format is an organization process for meetings that allows the governing board to focus its time and attention on action items that require more elaboration, information, and/or discussion. The intent of the consent agenda is to support efficiency and effectiveness of the meeting.

A roll call of individual action items will determine the consent agenda. If a Regent has a question or plans to cast a negative vote regarding a specific recommendation, then the Regent(s) need to acknowledge their intention to the Chairperson by show of hand during the roll call. This action item will be considered in the regular order of business as an individual action item.

Those action items that the Regents plan to approve without further question or discussion will be placed on the consent agenda during roll call of individual action items. Upon the creation of the consent agenda, a motion, a second to the motion, and unanimous approval of the Board of Regents is needed to approve the action items. Upon approval of the consent agenda, the Board of Regents will proceed with the remainder of the agenda.

Tally of
Action Items:

| | Consent <u>Agenda</u> | President Recommended <u>Separate Action</u> | Board Separate <u>Action</u> | Page # |
|---|--------------------------|--|------------------------------------|-----------|
| #1 - Consider Approval of Policies Committee Recommendation Regarding the Adoption of Proposed Revisions to Local Board Policies and Regulations | _____ | _____ ✓ _____ | _____ | 45 |
| #2 - Consider Acceptance of Fiscal Year 2023-24 Third Quarter Investment Report | _____ | _____ | _____ | 47 |
| #3 – Consider Adoption of Resolution Granting Residence Homestead Tax Exemptions for the 2024 Tax Year | _____ | _____ ✓ _____ | _____ | 51 |
| #4 - Consider Approval of Instructional Agreements for Dual Credit/Early Admissions Enrollment Classes for Academic Year 2024-25 Including Addendums | _____ | _____ ✓ _____ | _____ | 54 |
| #5 – Consider Approval of Insurance Coverage Policy Renewals for National Flood Insurance Program (NFIP) and Texas Windstorm Insurance Association (TWIA) | _____ | _____ ✓ _____ | _____ | 69 |
| #6 – Consider Approval of Proposal to Purchase Excess Named Windstorm Coverage for Property and Contents | _____ | _____ ✓ _____ | _____ | 72 |
| #7 – Consider Approval of Proposal to Purchase Texas Association of School Boards Risk Management Fund Insurance Coverage for All Other Perils Property and Contents (Excluding Named or Numbered Windstorms) | _____ | _____ ✓ _____ | _____ | 74 |
| #8 – Consider Approval of Proposal to Purchase Texas Association of School Boards Risk Management Fund Insurance Coverage for Unemployment and Workers’ Compensation | _____ | _____ ✓ _____ | _____ | 91 |

Tally of
Action Items:

| | <u>Consent Agenda</u> | <u>President Recommended Separate Action</u> | <u>Board Separate Action</u> | <u>Page #</u> |
|---|---------------------------|--|--------------------------------------|-------------------|
| #9 - Consider Approval of Proposals to Purchase Intercollegiate Athletics and Activities Accident Insurance and Catastrophic Insurance Policies | | ✓ | | 92 |
| #10 - Consider Approval of Extension of Contract for Disaster Restoration and Recovery Services | | | | 95 |
| #11 – Consider Acceptance of the TRIO Upward Bound Grant for the 2024-2025 Academic Year | | | | 100 |
| #12 – Consider Ratifying Acceptance of Increase in U.S. Department of Education 2023-24 Federal Grant Award – (Perkins) Career and Technical Education | | | | 105 |
| #13 - Consider Approval of Proposal for Moody Gardens Hotel Room and Catering Contract for the 2025 Women In Industry Conference | | | | 107 |
| #14 – Consider Ratifying Appointment of Full-time Instructor | | | | 113 |
| #15 – Consider Nomination and Election of Board Officers for the 2024-2026 Term | | ✓ | | 114 |

Consider Approval of Policies Committee Recommendation Regarding the Adoption of
Proposed Revisions to Local Board Policies and Regulations

Staff will present proposed revisions to Local Board Policies and regulations in:

- Section B – Local Governance (BAA, BBD, BG)
- Section C – Business and Support Services (CC, CS, CU)
- Section D – Personnel (DBA, DK)
- Section E – Instruction (EBA)
- Section F – Students (FJ)
- Section G – Community and Government Relations (GK)

Ms. Carolyn Sunseri, Policies Committee Chairperson, will present a report of that meeting and the Committee's recommendation for Board consideration.

An index follows with a summary of the proposed revisions to these policies and regulations. To review the proposed revisions in detail, they are available in the June 12, 2024 Policies Committee Report either in hard copy or online.

**GALVESTON COLLEGE
PROPOSED BOARD POLICIES**

| Policy | | Policy Title | Comments |
|--------|-------|--|--|
| BAA | Local | Powers, Duties, and Responsibilities of the Board of Regents | Adds language at #30 which requires the Board to protect the institution from undue influence by external persons or bodies. |
| BBD | Local | Board Members Orientation and Training | Updates language removing a TASB parenthetical and inserting the title of the college president. |
| BG | Local | Administrative Organization | Restores language supporting administrative organization and structure that was omitted in TASB's most recent update of policy BG(Local). |
| CC | Local | Annual Operating Budget | Adds language requiring College budget's to conform to THECB requirements as well as requirements set forth by the College's accreditor. |
| CS | Local | Information Security | Although recently update, this update adds language to adopt procedures for prohibiting certain applications on College owned devices. This update also adds language the College to submit certain reports to DIR on a biennial basis. |
| CU | Local | Research | Restores language supporting research rules and regulations that was omitted in TASB's most revision of policy CU(Local). |
| DBA | Local | Employee Credentials and Records | The proposed policy adds language to prohibit using an employee's social security number as an employee identifier except for certain purposes. |
| DK | Local | Professional Development | Updates language and references to the College District's accreditor. |
| EBA | Local | Alternate Methods of Instruction: Distance Education | This is a proposed new policy provides for distance education courses and programs in accordance with applicable law, as well as the mission, purposes, policies, and guidelines of the College. |
| FJ | Local | Student Records | The proposed changes to this policy update language at student directory information to reflect current best practices. The changes limit certain information in the "digital age" to better protect the privacy of our students. |
| GK | Local | Relations with Educational Accreditation Agencies | Proposes to add language that indicates that the college shall maintain other national and/or state approvals or accreditations as required for specific programs. |

Consider Acceptance of Fiscal Year 2023-2024 Third Quarter Investment Report

Following is the Investment Report describing the fiscal year 2023-24 third quarter investment activity for Galveston College. All investments are in compliance with the Board-approved investment policy, and the report provides detailed information regarding each investment classified by major fund groups.


It is recommended that the Board of Regents accept the Investment Report for the third quarter of fiscal year 2023-24 as presented.

**Board Investment Report FY 2024
Cash equivalents and Investments
Third Quarter Fiscal Year 2024 Activity
For March 1, 2024 through May 31, 2024**


| | <u>Fair Value</u> | <u>Book Value</u> |
|--|-------------------|-------------------|
| Beginning Value - March 1, 2024 | \$ 44,884,585 | \$ 44,884,585 |
| Additions/Subtractions (Net) | (6,126,120) | (6,126,120) |
| Change in Fair Value | - | - |
| Ending Value - May 31, 2024 | <u>38,758,466</u> | <u>38,758,466</u> |
| | | 41,821,525 |
| Earnings for the Third Quarter | | 553,691 |
| Weighted Average Maturity at Ending Period Date (Days) | | 1 |
| Weighted Average Earnings Rate for the Third Quarter | | 5.32% |
| Benchmark - Quarterly Average of the 4 week Treasury Yield | | 5.28% |

The above reported investments have been recorded in compliance with generally accepted accounting principles. In the opinion of the investment officers of the College, both this report and the investment portfolio of the College are in compliance with the requirements of the Public Funds Investment Act of the State of Texas and the Investment Policy of the Board of Regents of Galveston Community College District.

For information regarding Galveston College's investment portfolio, please contact Jeff Engbrock at (409) 944-1215.



 W. Myles Shelton, Ed.D.
 Investment Officer



 Dr. Van Patterson
 Investment Officer




 Jeff Engbrock
 Investment Officer

Board Investment Report FY 2024
 Cash Equivalents and Investments
 Third Quarter Fiscal Year 2024 Activity
 For March 1, 2024 through May 31, 2024


| Description of Security | Account No. / CUSIP No. | Average Interest Rate | Maturity Date | Beginning Book Value | Ending Book Value | Beginning Fair Value | Ending Fair Value | Additions | Withdrawals | % of Total Portfolio | Weighted Avg. Earnings Rate | Accrued Interest | Days to Maturity | Weighted Avg. Maturity-Days |
|--|-------------------------|-----------------------|---------------|----------------------|-------------------|----------------------|-------------------|------------------|--------------------|----------------------|-----------------------------|------------------|------------------|-----------------------------|
| OPERATING | | | | | | | | | | | | | | |
| Lone Star Investment Pool - Corp | 84502 | 5.463% | Demand | 138,279 | 140,186 | 138,279 | 140,186 | 1,906 | - | 0.36% | 0.02% | - | 1 | 0.00 |
| Lone Star Investment Pool - Gov | 84502 | 5.649% | Demand | 20,379,626 | 13,722,567 | 20,379,626 | 13,722,567 | 1,242,940 | (7,900,000) | 35.41% | 2.00% | - | 1 | 0.35 |
| Logic | 151720001 | 5.469% | Demand | 6,902,116 | 6,997,355 | 6,902,116 | 6,997,355 | 95,239 | - | 18.05% | 0.99% | - | 1 | 0.18 |
| Texpool | 000020101 | 5.335% | Demand | 6,153,154 | 6,235,962 | 6,153,154 | 6,235,962 | 82,808 | - | 16.09% | 0.86% | - | 1 | 0.16 |
| Texas Term Pool | 1216-00 | 5.313% | Demand | 5,514,878 | 5,568,780 | 5,514,878 | 5,568,780 | 73,902 | - | 14.42% | 0.77% | - | 1 | 0.14 |
| MNB Repurchase Account | 3128X1PZ4 | 0.100% | Open | 118,365 | 882,828 | 118,365 | 882,828 | 764,462 | - | 2.28% | 0.00% | - | 1 | 0.02 |
| Vanguard Mutual Fund | 09814660032 | 5.301% | Demand | 740,944 | 750,851 | 740,944 | 750,851 | 9,908 | - | 1.94% | 0.10% | - | 1 | 0.02 |
| TOTAL OPERATING | | | | 39,947,361 | 34,318,528 | 39,947,361 | 34,318,528 | 2,271,166 | (7,900,000) | 88.54% | 4.74% | - | 1 | 0.89 |
| RESTRICTED | | | | | | | | | | | | | | |
| Lone Star Invest. - 2022 Bond Proceeds | 84502 | 5.053% | Demand | 2,932,743 | 2,408,499 | 2,932,743 | 2,408,499 | 35,260 | (559,504) | 6.21% | 0.31% | - | 1 | 0.06 |
| Lone Star Invest. - 2022 Bond Reserve | 84502 | 5.233% | Demand | 2,004,481 | 2,031,439 | 2,004,481 | 2,031,439 | 26,958 | - | 5.24% | 0.27% | - | 1 | 0.05 |
| TOTAL RESTRICTED | | | | 4,937,224 | 4,439,938 | 4,937,224 | 4,439,938 | 62,218 | (559,504) | 11.46% | 0.59% | - | 1 | 0.11 |
| GRAND TOTAL | | | | 44,884,585 | 38,758,466 | 44,884,585 | 38,758,466 | 2,333,384 | (8,459,504) | 100% | 5.32% | - | 1 | 1.00 |

The above reported investments have been recorded in compliance with generally accepted accounting principles. In the opinion of the investment officers of the College, both this report and the investment portfolio of the College are in compliance with the requirements of the Public Funds Investment Act of the State of Texas and the Investment Policy of the Board of Regents of Galveston Community College District.

For information regarding Galveston College's investment portfolio, please contact Jeff Engbrock at (409) 944-1215.

4

 W. Myles Shelton, Ed.D.
 Investment Officer


 Van Patterson, Ed.D.
 Investment Officer


 Jeff Engbrock
 Investment Officer

**Board Investment Report FY 2024
Interest Earned - Third Quarter of FY 2024
For March 1, 2024 through May 31, 2024**

| <u>Investments</u> | <u>May</u> | <u>3rd Quarter</u> | <u>Fiscal YTD</u> |
|---|----------------|--------------------|-------------------|
| Operating | | | |
| MNB Money Market Account | 110 | 324 | 1,216 |
| Lonestar Corp | 643 | 1,906 | 5,676 |
| Lonestar Gov | 66,222 | 227,378 | 526,606 |
| LOGIC | 32,068 | 95,239 | 282,384 |
| Texpool | 28,029 | 82,808 | 244,403 |
| Texas Term | 24,997 | 73,902 | 218,785 |
| Vanguard | 3,352 | 9,908 | 29,141 |
| Total Investment Operating Interest | 155,421 | 491,465 | 1,308,211 |
| Restricted | | | |
| Lonestar - 2022 Bond Reserve | 9,119.07 | 26,958 | 79,432 |
| Lonestar - 2022 Bond Proceeds | 10,912.39 | 35,260 | 179,724 |
| Total Investment Restricted Interest | 20,031 | 62,218 | 259,156 |
| Demand Deposit | | | |
| Moody National Bank | 3 | 8 | 39 |
| Total Demand Deposit Interest | 3 | 8 | 39 |
| GRAND TOTAL INTEREST EARNED | 175,455 | 553,691 | 1,567,406 |

Consider Adoption of Resolution Granting
Residence Homestead Tax Exemptions for the 2024 Tax Year

The attached resolution provides for the 2024 tax year designation of property tax exemptions. The exemptions detailed in the resolution are identical to those granted the previous year.

Staff recommends adoption of the resolution as presented.

**A RESOLUTION OF THE GALVESTON
COMMUNITY COLLEGE DISTRICT
BOARD OF REGENTS GRANTING
RESIDENCE HOMESTEAD TAX EXEMPTIONS FOR THE 2024 TAX YEAR**

WHEREAS, Section §11.13 of the Texas Property Tax Code provides for the granting of various residence homestead tax exemptions; and

WHEREAS, the Board of Regents of the Galveston Community College District desires to continue to provide for such exemptions for properties in the College District's tax jurisdiction for the purpose of assessing and collecting taxes for the tax year 2024.

NOW, THEREFORE, BE IT RESOLVED BY THE BOARD OF REGENTS OF THE GALVESTON COMMUNITY COLLEGE DISTRICT THAT:

With respect to all real property owned by an individual and occupied by that individual as a residence homestead (as defined in Section 11.13(j) (1) of the Texas Property Tax Code), that, in addition to any other exemptions provided by Section 11.13 of the Texas Property Tax Code, the first \$5,000 or 20 percent of value, whichever is greater, with respect to said property be exempt from ad valorem taxation.

BE IT FURTHER RESOLVED with respect to all real property owned by an individual who is disabled (as defined in Section 11.13(m) (1) of the Texas Property Tax Code) or who is 65 years of age or older and occupied by that individual as a residence homestead (as defined in Section 11.13(j) (1) of the Texas Property Tax Code), that the first \$10,000 of value of said property be exempt from ad valorem taxation.

PASSED AND ADOPTED this 12th day of June, 2024.

GALVESTON COMMUNITY COLLEGE DISTRICT

Karen F. Flowers
Chairperson, Board of Regents

ATTESTED TO:

(DISTRICT SEAL)

Michael B. Hughes Secretary,
Board of Regents

Consider Approval of Instructional Agreements for Dual Credit / Early Admissions
Enrollment Classes for Academic Year 2024-25 Including Addendums

Staff is seeking Board approval of the following agreement between Galveston College and:

A. Dickinson Independent School District

This agreement facilitates dual credit and early admissions enrollment of college courses offered for the immediate award of high school credit and award of college credit toward an associate degree or credit certificate and the early admissions option for eligible students.

The effective date of the agreement is contingent upon the approval of the Board of Regents and the governing body of each entity and shall be for the 2024-25 academic year.

Sec. 54.216. STUDENTS ENROLLED IN COURSE FOR CONCURRENT HIGH SCHOOL AND COLLEGE-LEVEL CREDIT; OPTIONAL WAIVER. The governing board of an institution of higher education may waive all or part of the tuition and fees charged by the institution for a student enrolled in a course for which the student is entitled to simultaneously receive both:

- (1) course credit toward the student's high school academic requirements;
- and
- (2) course credit toward a degree offered by the institution.

Added by Acts, 2003, 78th Leg., ch. 812, Sec. 1, eff. June 20, 2003.

Amended by Acts, 2011, 82nd Leg., R.S., Ch. 359 (S.B. 32), Sec. 1, eff. January 1, 2012.



**Galveston
College**

DUAL CREDIT

INSTRUCTIONAL AGREEMENT

between

GALVESTON COLLEGE

and

DICKINSON ISD

INSTRUCTIONAL AGREEMENT

Galveston College (herein as the "College") and Dickinson ISD, a Texas public school district (referred to herein as the "School"), enter into the following Instructional Agreement, evidenced by the following, for the Academic Year 2024-2025.

I. PURPOSE

Galveston College and Dickinson ISD support and believe in a partnership that will provide opportunities for qualified high school students to participate in early admission classes, to participate in dual credit classes, academic and workforce, all of which may allow the high school student to receive both high school and college-level credit for successfully completing college-level courses. Therefore, Galveston College agrees to provide college-level instruction for Dickinson ISD. Further, the College and Dickinson ISD agree that it is the responsibility of the College to grant college credit, and it is the responsibility of Dickinson ISD to grant high school credit.

II. DUAL CREDIT PROGRAM GOALS

According to Texas HB 1638, Galveston College has established four overall goals that guide every facet of the Dual Credit program:

Goal 1: In conjunction with partner independent schools and institutions, Galveston College will utilize meaningful and relevant outreach strategies to ensure that students and parents are given information regarding all aspects of the Dual Credit program, including benefits of participation, enrollment and financial policies.

Goal 2: The Dual Credit program will facilitate effective and collaborative procedures that ensure students successfully transition to post-secondary education as well as accelerate through degree programs for maximum student success and achievement.

Goal 3: Every Dual Credit student will receive and have continual access to advising in academic and college readiness domains as well as support services that will help in the successful completion of post-secondary courses.

Goal 4: Dual Credit courses offered will be of the highest academic quality and offer a rigorous post-secondary curriculum that will be sufficient enough to ensure student success in all other post-secondary courses taken.

III. STUDENT ELIGIBILITY REQUIREMENTS

Students enrolled at Dickinson ISD may be eligible to participate in dual credit/early admission classes at the College based on the following conditions:

1. A high school student who seeks to enroll in an academic course(s), a transfer course(s), or courses leading to an Associate Degree may be admitted if the student:
 - a. Demonstrates college readiness by achieving the minimum passing standards under the provisions of the Texas Success Initiative on relevant section(s) of an assessment instrument approved by the Texas Higher Education Coordinating Board (THECB), or
 - b. Demonstrates that he or she is exempt under the provisions of the Texas Success Initiative.
2. A high school student is eligible to enroll in workforce education dual credit classes if the student demonstrates that he or she has achieved the minimum high school-level competencies in the areas of Mathematics and/or English/Language Arts as required for entry into the workforce program.
 - a. A student may enroll only in those workforce-education dual credit courses for which the student has demonstrated eligibility.
 - b. A student who is exempt from taking an exit-level test may be otherwise evaluated by the College to determine eligibility for enrolling in a workforce-education dual credit course(s).
3. A student who has been enrolled in a non-traditional program of study (i.e., a home school or a non-accredited high school) and who is now enrolled within Dickinson ISD must satisfy paragraphs 1, 2, or 3 of these subsections.
4. To be eligible for enrollment in a dual credit course offered by the College, a student must meet all of the College's regular prerequisite requirements designated for that course (e.g., minimum score on a specified placement test, minimum grade in a specified previous course, etc.).
5. In the case of certain emergencies such as hurricane, pandemic or other forced closures and the previously mentioned measurements are not available, both the College and Dickinson ISD will employ holistic advising to ensure proper student eligibility.

IV. LOCATION AND STUDENT COMPOSITION OF CLASSES

1. Dual Credit courses may be taught on the College campus, online, or on the high school campus. Early Admissions courses will be taught at Galveston College. For dual credit courses taught exclusively to high school students on the high school campus and for dual credit courses taught online the College shall comply with all applicable rules and procedures relating to distance education and off-campus instruction, as promulgated by the THECB.
2. Dual credit courses may be composed of dual credit students only or a class may be composed of dual credit students and regular college-credit students. Exceptions for a mixed class, a class composed partly of students enrolled for high school credit only and partly of students enrolled for early admission, AP, and/or college credit, may be allowed under one of the following conditions:
 - a. If the course involved is required for completion under the State Board of Education's Foundation High School Program, Foundation with Endorsement or Foundation with Endorsement Distinguished Level's graduation requirements, and the high school is otherwise unable to offer such a course;
 - b. If the course involved is limited to dual credit students and College Board Advanced Placement students; or,
 - c. If the course is a career and technology/college workforce course and high school credit-only students are able to earn articulated college credit.
3. Students must be registered for college credit by the official census date for the dual credit course; otherwise, the student will not be considered a dual credit student and will not be awarded college credit for the course.
4. It is the responsibility of the high school to certify to the College that these requirements have been met, and it is the responsibility of the College to verify that classes are taught in compliance with this section. Further, should it be determined that this section has been violated, at the sole discretion of the College, the College may deny credit to any single student and/or all students who participated in an unapproved mixed class.
5. Early Admissions/Dual Credit classes regardless of location will follow an approved College calendar.

V. FACULTY SELECTION, SUPERVISION, AND EVALUATION

1. The College will select, supervise, and evaluate instructors for courses which result in the award of college credit. The College shall supervise and evaluate instructors of dual credit courses using the same or comparable procedures used for faculty at the main campus of the College.
2. All instructors must meet the requirements of the College and the minimal requirements as specified by the Southern Association of Colleges and Schools Commission on Colleges (SACSCOC).
3. Instructors teaching courses which result in the award of college credit will be employed faculty members of the College or must meet the same standards, review, and approval procedures used by the College to select faculty responsible for teaching the courses at the main campus of the College. All faculty selected by the College to teach early admission enrollment classes will be considered employees of the College and will be compensated by the College in accordance with College policy, procedures, and guidelines.
4. All instructor's applications for employment and official transcripts from each college or university attended will be kept on file at the College.
5. The College and the School agree to share information regarding Dual Credit faculty through safe and discreet methods. These methods will include password protected documents, collaboration with appropriate College and School personnel to ensure confidentiality among others to ensure all information is transmitted and shared securely.

VI. ELIGIBLE COURSES

1. Academic courses offered for Dual Credit must be identified as a college-level academic course in the current edition of the Community College Academic Course Guide Manual (ACGM) and must be simultaneously identified by the College as a course that has been included in the College's core curriculum, or foreign language course, or state approved FOSC or POSC. Courses offered as Early Admission courses and taken at the College's main campus must be identified as a college-level academic course in the current edition of the ACGM and may or may not be included in the College's core curriculum. College-level workforce courses offered by the College must be included in an approved Associate of Applied Science (AAS) Degree or certificate program.

2. Remedial and developmental courses may not be offered for dual credit course credit and are not eligible courses under this agreement.
3. Approved courses being taught for Dual Credit (academic or workforce) and/or Early Admission credit, must follow the College syllabus. It is the responsibility of the Dickinson ISD to work with the College to align the high school curriculum with the college course syllabus.
4. A course equivalency crosswalk of academic and workforce dual credit courses and high school classes are included in Exhibit A.

VII. COURSE CURRICULUM, INSTRUCTION, AND GRADING

1. The College shall ensure that a dual credit course and the corresponding course offered at the main campus of the College are equivalent with respect to the curriculum, materials, instruction, rigor, and method of student evaluation. These standards shall be upheld regardless of the student composition of the class.
2. Identified course outcomes/learning objectives must meet all college requirements.
3. The regular academic policies applicable to courses taught at the College's main campus will apply to the dual credit and early admissions courses. These policies include an appeal process for disputed grades, drop policy, the communication of the grading policy to students, when the syllabus must be distributed, etc.
4. Textbooks should be identical to those approved for use on the main campus. Should an instructor propose an alternative textbook, the textbook must be approved in advance by the appropriate instructional department of the College. Other instructional materials for dual credit courses must be identical or at an equivalent level to materials used on the main campus of the College. Courses that offer Inclusive Access will need to be accepted by the student to guarantee access to course materials.
5. Courses which result in college-level credit will follow the standard grading practices of the College, as identified in college policy and as set forth in the appropriate course syllabus. Faculty teaching dual credit courses will report a general scale mid-term letter grade and final grade as required by college policy and as outlined in the syllabus to the College, and will report a numeric grade to the school, which is responsible for recording the numeric grade in accordance with their established policies and guidelines.

6. The College and Dickinson ISD agree to provide quality online learning experiences for all Dual Credit students. As online instructional needs arise, the College and School will collaborate on ways to ensure that all Dual Credit students are provided the means to succeed.
7. Faculty, who are responsible for teaching dual credit and/or early admission enrollment classes, are responsible for keeping appropriate records, certifying census day class rolls at the beginning of the semester, providing interim reports, certifying final grade reports at the end of the semester, certifying attendance, and providing other reports and information as may be required by the College and/or the Dickinson ISD. Faculty and appropriate College Dual Credit staff will communicate how students can view their grades; utilize college communication tools such as e-mail as well as manage FERPA expectations.

VIII. STUDENT AND EDUCATIONAL SUPPORT SERVICES

1. Students in dual credit courses shall be eligible to utilize the same or comparable support services that are afforded to college students on the main campus. The College is responsible for ensuring timely and efficient access to such services as academic advising and counseling, learning resources (e.g., library resources), and other benefits for which the student may be eligible.
2. Student Services
 - a. The College agrees to provide appropriate academic support services, including academic advising/counseling, to students who are participating in dual credit and/or early admissions classes. Further, the College agrees to assist students in completion of the admission and registration forms and provide an accessible process.
 - b. Dickinson ISD agrees to work with the College to provide an appropriate and accessible registration process and agrees to assist students in the completion of the admission and registration forms. The School further agrees to provide official high school transcripts, test scores, and such certifications that may be required by the College during the admission and registration process.
 - c. The College and Dickinson ISD agree to work together to plan and to try to schedule early admission and/or dual credit enrollment classes a semester in advance of offering the course(s).

3. Learning Resources

- a. The College agrees to grant Dickinson ISD students enrolled in College courses the same rights, privileges, and access to the library's collections and services as students enrolled in courses on the College campuses. In addition, Galveston College will offer these students access to the library's electronic information resources through the Internet, subject to the College's licensing contracts with its vendors and available technology.
- b. Dickinson ISD agrees to allow those students currently enrolled in Galveston College courses, within the Dickinson ISD's facilities, access to the information resources available in the district. These students are under the same rules and regulations as other students of the district and are subject to the same fines and penalties.
- c. The College and Dickinson ISD agree that if at the end of a semester, there are overdue materials belonging to one institution which were used in the completion of the other's course, the lending library will notify the other so that the student's record will show the obligation. Each library will take steps consistent with their policies and procedures to ensure that the past due books and/or materials are returned in as an expedient a manner as possible. Upon return of the material the lending library will notify the other that the student has cleared their obligation.
- d. The College will, in conjunction with the partner institution, consider the use of free or low-cost open educational resources in dual credit courses.
- e. To be eligible for these privileges at the College a student must present proof of current enrollment. This may take the form of, but is not limited to, a current student ID card, bill for registration, or a class schedule.

IX. TRANSCRIPTING OF CREDIT

1. For workforce and academic dual credit and/or early admission courses which may result in college-level credit, the College will transcript all course work in accordance with the College's normal policies and procedures immediately following the end date of the course. Furthermore, the College agrees to make available in the same manner as it does to its regular college students an official college transcript of credits that may be sent to the college, university, or other location of the student's choice.

2. For workforce and academic early admission or dual credit courses which may result in high school-level credit, Dickinson ISD will transcript all course work in accordance with the schools 's normal policies and procedures immediately following the end date of the course. Further, Dickinson ISD agrees to make available in the same manner as it does to its other students an official high school transcript that may be sent to other schools, colleges, or locations, as the student so designates.

X. FUNDING

1. College Tuition and Fees.

- a. The College agrees to waive out-of-district and non-resident fees for dual credit students taking classes at the high school, the College, or online.
- b. The College agrees to charge the standard tuition and special course fees, excluding standard required, out-of-district and non-resident fees, unless noted otherwise in Addendum A, as approved by the Galveston College Board of Regents and as published in the Galveston College Catalog. The Galveston College Board of Regents reserves the right to change the policies and procedures of the College, without notice, including tuition and fees, in accordance with the cost of instruction and state laws.
- c. Standard required fees include building use, student services, registration, lab, distance education, and general services fees.
- d. The College and Dickinson ISD agree to collaborate to submit applications for the Financial Aid for Swift Transfer (FAST) scholarships for all qualified students.
- e. Dickinson ISD agrees to pay for the cost of tuition, fees, textbooks, and required student supplies or to indicate to the College who is responsible for tuition, fees, textbooks, and required student supply items.
- f. Dickinson ISD agrees to settle all account receivables with the College within 30 days of the billing date. Students whose tuition and fees are not paid by the official college census day of the class or who do not have a valid account receivable as of the official college census date will be dropped from the college roll and must be removed from the class in accordance with Section X Part 2 of this agreement.

2. Drops and Withdrawals - Tuition and Fee Refunds.
 - a. If for any reason it becomes necessary for a student who has registered for a College class to withdraw or drop the class, the College and Dickinson ISD agree that it is the responsibility of the student to officially withdraw or drop the college course.
 - b. A student may add or drop a course prior to the official census date for the course. Student must clear any changes with High School Counselor. Students who drop prior to the official college census date will not receive a college grade of any kind.
 - c. A student may withdraw from a course with a grade of "W" any time after the census date for the semester and on or before the end of the 12th week of a long semester or on or before the last day to drop a class of a term as designated in the college calendar.
 - d. Students attending class on or off campus may initiate a withdrawal through the Student Success Advisor for Dual Credit. A student who discontinues class attendance and does not officially drop the course on or before the last day to drop a course will receive a performance grade for the course.

XI. TERMS OF THE AGREEMENT

This agreement shall not become effective unless and until approved by the Galveston College Board of Regents and the Board of Trustees of Dickinson ISD. If so approved, the Agreement shall be for the 2024-2025 academic year.

The agreement may be amended or extended by written addendum to this agreement.

If it is the intention of one party to terminate this agreement, the one party shall provide a one hundred twenty (120) day written notice to the other party of their intention to terminate this Agreement.

All notices and communications related to this agreement shall be addressed to the respective educational administrator.

Approved by the Galveston College Board of Regents, executed by Galveston College, and signed by its President.

By _____ Date _____
Dr. W. Myles Shelton, President

Approved by the Dickinson ISD Board of Trustees, executed by Dickinson ISD, and signed by its Superintendent.

By _____ Date _____
Dr. Rebecca Brown, Superintendent

ADDENDUM - A

- I. Students who are enrolled in other dual credit classes, regardless of location or mode of instruction, shall pay \$56 per semester hour (\$168 per 3 semester hour course or \$224 per 4 semester hour course). All standard required fees shall be waived not including special course fees such as insurance, student health insurance, Inclusive Access, and exam fees which will be paid by Dickinson ISD or they will indicate to the College who is responsible for payment.
- II. Standard required fees include building use, student services, registration, lab, distance education, and general services fees.
- III. Galveston College agrees to waive out-of-district and non-resident fees for dual credit students taking classes at the high school, at Galveston College, and online.
- IV. Galveston College agrees to waive the minimum registration requirements of six (6) credit hours for dual credit students taking classes at the high school, at Galveston College, and online.
- V. Early admission academic courses or dual credit workforce courses/programs located on the campus of Galveston College shall be charged at the regular in-district tuition and fee rates established by the College.
- VI. In accordance with current rules and guidelines, required college textbooks and materials shall be furnished to the student enrolled in dual credit classes at Dickinson ISD at no charge to the student by the School.

Approved by the Galveston College Board of Regents, executed by Galveston College, and signed by its President.

By _____ Date _____
Dr. W. Myles Shelton, President

Approved by the Dickinson ISD Board of Trustees, executed by Dickinson ISD, and signed by its Superintendent.

By _____ Date _____
Dr. Rebecca Brown, Superintendent

APPENDIX- A

GALVESTON COLLEGE COURSE EQUIVALENCY CROSSWALK

| Healthcare Diagnostics (Imaging) | Galveston College Course # | Galveston College Course Name | Term Offered |
|---|----------------------------|---|--------------|
| Introduction to Imaging Technology *articulated credit | RADR 1309 | Intro to Rad and Patient Care | FALL |
| Medical Terminology *articulated credit | RADR 2313 | Rad Bio and Safety | SPRING |
| Imaging Technology I | RADR 2209 BIOL 2401 | Radiographic Imaging Equipment Anatomy & Physiology I | FALL |
| Imaging Technology I | RADR 1411 *MATH 1314 | Basic Rad Procedures College Algebra | SPRING |
| Imaging Technology II | RADR 2401 RADR 1313 | Intermediate Rad Procedure Principles of Rad Imaging I | FALL |
| Imaging Technology II | RADR 1166 RADR 2305 | Practicum I Principles Imaging II | SPRING |
| Practicum in Health Science | RADR 1267 | Practicum II | FALL |
| Practicum in Health Science | RADR 1367 | Practicum III | SPRING |

*MATH options that can be taken other than MATH 1314-College Algebra:
MATH 1316, 1325, 2312,2413, 2414, 2415, 2318, 2320, 2321, or 2305.

Certification: Limited Medical Radiologic Technologist (LMRT)



Galveston College

DUAL CREDIT

MAIN CAMPUS

4015 Avenue Q Galveston, TX 77550

CHARLIE THOMAS FAMILY APPLIED TECHNOLOGY CENTER

7626 Broadway Galveston, TX 77554

PHONE

409-944-4242

WEBSITE

GC.EDU



Consider Approval of Insurance Coverage Policy Renewals for National Flood Insurance Program (NFIP) and Texas Windstorm Insurance Association (TWIA)

Galveston Insurance Agency's (GIA) provides the renewal quotes for the College's TWIA and NFIP policies. These two entities provide the College's baseline coverage for all wind claims (up to \$4,424,000 per building) and flood claims (up to \$500,000 per commercial building) associated with a named or numbered storm.

The total estimated renewal for all TWIA policies is \$381,855 a 14 percent increase from the previous year. The total estimated renewal for all NFIP policies is \$131,313 a 15 percent increase from the previous year. Both the Wind and Flood renewal premium estimates are elevated more than usual due to the addition of the new Health Sciences Education Center building. A spreadsheet with detailed information of this coverage by property is provided with this item.

Please note the Total Insured Value (TIV) of Galveston College properties with GIA was \$85,812.35. The TIV of Galveston College properties for 2024-25 was reassessed and increased to \$105,810,330 (7.13 percent). Carriers (TASB, TWIA & NFIP) use different assessment methods to predict current TIVs.

Staff recommends that the Board approve the renewals for the College's NFIP and TWIA policies through Galveston Insurance Associates.

**Please note this coverage includes the new Health Sciences Education Center.*

**Galveston College
2024/2025 Wind Flood
Estimated Premiums**

Updated 5/28/2024

Wind Coverage - Commercial

| Policy # | Location | Description | 100% RC Building Values | TWIA Bldg Limit or Maximum Limit | TWIA 1% Bldg Ded | TWIA Contents Limit | TWIA 1% Cnts Ded | Total Wind Insured | TWIA Current Premiums | TWIA Comml Estimated Premiums | Effective Dates | |
|---------------|----------------|------------------------|----------------------------|----------------------------------|-------------------|---------------------|------------------|----------------------|-----------------------|-------------------------------|-----------------|-----------|
| 1 | TWCB0100016239 | 4015 Avenue Q | Main/Office/Bookstore | \$ 13,796,363 | \$ 4,423,000 | \$ 44,230 | \$ 1,000 | \$ 1,000 | \$ 4,424,000 | \$ 35,853 | \$ 37,646 | 9/1/24-25 |
| 2 | TWCB0100016239 | 4006-28 Avenue R | Regents Hall/Classrooms | \$ 35,404,125 | \$ 4,423,000 | \$ 44,230 | \$ 1,000 | \$ 1,000 | \$ 4,424,000 | \$ 79,565 | \$ 83,543 | 9/1/24-25 |
| 3 | TWCB0100016239 | 4000-02 Avenue R | Gym-Fine Arts-Fitness Ctr | \$ 19,098,154 | \$ 4,423,000 | \$ 44,230 | \$ 1,000 | \$ 1,000 | \$ 4,424,000 | \$ 50,606 | \$ 53,136 | 9/1/24-25 |
| 4 | TWCB0100016239 | 4015 Ave Q Rear | Cheney Student Ctr | \$ 1,796,570 | \$ 1,438,000 | \$ 14,380 | \$ 1,000 | \$ 1,000 | \$ 1,439,000 | \$ 7,946 | \$ 8,343 | 9/1/24-25 |
| 5 | TWCH0100014788 | 3916 Avenue Q | 9 Unit Apt | \$ 1,502,479 | \$ 1,202,000 | \$ 12,020 | \$ 188,000 | \$ 1,880 | \$ 1,390,000 | \$ 11,964 | \$ 12,562 | 9/1/24-25 |
| 6 | TWCB0100016239 | 4015 Ave Q | Seibel Student Center | \$ 2,577,519 | \$ 2,029,000 | \$ 20,290 | \$ 1,000 | \$ 1,000 | \$ 2,030,000 | \$ 10,462 | \$ 10,985 | 9/1/24-25 |
| 7 | TWCB0100016239 | 7626 Broadway Bldg 2 | ATC-Office/Cosmetology | \$ 2,624,234 | \$ 2,100,000 | \$ 21,000 | \$ 1,000 | \$ 1,000 | \$ 2,101,000 | \$ 10,827 | \$ 11,368 | 9/1/24-25 |
| 8 | TWCB0100016239 | 7626 Broadway Bldg 1 | ATC-Elect/HVAC/Weld | \$ 3,590,916 | \$ 2,843,000 | \$ 28,430 | \$ 1,000 | \$ 1,000 | \$ 2,844,000 | \$ 39,390 | \$ 41,360 | 9/1/24-25 |
| 9 | TWCB0100016239 | 7626 Broadway Bldg 3 | ATC-old used car office | \$ 765,471 | \$ 613,000 | \$ 6,130 | \$ 1,000 | \$ 1,000 | \$ 614,000 | \$ 3,480 | \$ 3,654 | 9/1/24-25 |
| 10 | TWCB0100016239 | 4015 Ave Q | New Nursing Health Science | \$ 19,067,109 | \$ 4,423,000 | \$ 44,230 | \$ 1,000 | \$ 1,000 | \$ 4,424,000 | \$ 20,332 | \$ 52,000 | 9/1/24-25 |
| 11 | TWCH0100014788 | 3826 Ave R Unit A-Dorm | Seibel Apartment Homes | \$ 396,600 | \$ 318,000 | \$ 3,180 | \$ 200,000 | \$ 2,000 | \$ 518,000 | \$ 4,541 | \$ 4,768 | 9/1/24-25 |
| 12 | TWCH0100014788 | 3826 Ave R Unit A-Rear | Seibel Apartment Homes | \$ 182,170 | \$ 146,000 | \$ 1,460 | \$ 100,000 | \$ 1,000 | \$ 246,000 | \$ 2,266 | \$ 2,379 | 9/1/24-25 |
| 13 | TWCH0100014788 | 3826 Ave R Unit B-Dorm | Seibel Apartment Homes | \$ 396,600 | \$ 318,000 | \$ 3,180 | \$ 200,000 | \$ 2,000 | \$ 518,000 | \$ 4,541 | \$ 4,768 | 9/1/24-25 |
| 14 | TWCH0100014788 | 3826 Ave R Unit B-Rear | Seibel Apartment Homes | \$ 182,170 | \$ 146,000 | \$ 1,460 | \$ 100,000 | \$ 1,000 | \$ 246,000 | \$ 2,266 | \$ 2,379 | 9/1/24-25 |
| 15 | TWCH0100014788 | 3826 Ave R Unit C-Dorm | Seibel Apartment Homes | \$ 396,600 | \$ 318,000 | \$ 3,180 | \$ 200,000 | \$ 2,000 | \$ 518,000 | \$ 4,541 | \$ 4,768 | 9/1/24-25 |
| 16 | TWCH0100014788 | 3826 Ave R Unit C-Rear | Seibel Apartment Homes | \$ 182,170 | \$ 146,000 | \$ 1,460 | \$ 100,000 | \$ 1,000 | \$ 246,000 | \$ 2,266 | \$ 2,379 | 9/1/24-25 |
| 17 | TWCH0100014788 | 3826 Ave R Unit D-Dorm | Seibel Apartment Homes | \$ 396,600 | \$ 318,000 | \$ 3,180 | \$ 200,000 | \$ 2,000 | \$ 518,000 | \$ 4,541 | \$ 4,768 | 9/1/24-25 |
| 18 | TWCH0100014788 | 3826 Ave R Unit D-Rear | Seibel Apartment Homes | \$ 182,170 | \$ 146,000 | \$ 1,460 | \$ 100,000 | \$ 1,000 | \$ 246,000 | \$ 2,266 | \$ 2,379 | 9/1/24-25 |
| 19 | TWCH0100014788 | 3826 Ave R Unit E-Dorm | Seibel Apartment Homes | \$ 396,600 | \$ 318,000 | \$ 3,180 | \$ 200,000 | \$ 2,000 | \$ 518,000 | \$ 4,541 | \$ 4,768 | 9/1/24-25 |
| 20 | TWCH0100014788 | 3826 Ave R Unit E-Rear | Seibel Apartment Homes | \$ 182,170 | \$ 146,000 | \$ 1,460 | \$ 100,000 | \$ 1,000 | \$ 246,000 | \$ 2,266 | \$ 2,379 | 9/1/24-25 |
| 21 | TWCH0100014788 | 3826 Ave R Unit F-Dorm | Seibel Apartment Homes | \$ 396,600 | \$ 318,000 | \$ 3,180 | \$ 200,000 | \$ 2,000 | \$ 518,000 | \$ 4,541 | \$ 4,768 | 9/1/24-25 |
| 22 | TWCH0100014788 | 3826 Ave R Unit F-Rear | Seibel Apartment Homes | \$ 182,170 | \$ 146,000 | \$ 1,460 | \$ 100,000 | \$ 1,000 | \$ 246,000 | \$ 2,266 | \$ 2,379 | 9/1/24-25 |
| 23 | TWCH0100014788 | 3826 Ave R Unit G-Dorm | Seibel Apartment Homes | \$ 396,600 | \$ 318,000 | \$ 3,180 | \$ 200,000 | \$ 2,000 | \$ 518,000 | \$ 4,541 | \$ 4,768 | 9/1/24-25 |
| 24 | TWCH0100014788 | 3826 Ave R Unit G-Rear | Seibel Apartment Homes | \$ 182,170 | \$ 146,000 | \$ 1,460 | \$ 100,000 | \$ 1,000 | \$ 246,000 | \$ 2,266 | \$ 2,379 | 9/1/24-25 |
| TOTALS | | | \$ 104,274,330 | \$ 31,165,000 | \$ 311,650 | \$ 2,297,000 | \$ 27,880 | \$ 33,462,000 | \$ 318,074 | \$ 364,629 | | |

65

Flood Coverage - Commercial

| Policy # | Location | Description | 100% RC Building Values | NFIP Building Limit | NFIP Bldg Ded | NFIP Contents Limit | NFIP Cnts Ded | NFIP Commercial Current Premiums | NFIP Commercial Estimated Premiums | Effective Dates | |
|---------------|----------------|----------------------|----------------------------|---------------------|------------------|---------------------|------------------|----------------------------------|------------------------------------|-----------------|------------|
| 1 | 42115009515714 | 4015 Ave Q | Main Bldg/off/bookstore | \$ 13,796,363 | \$ 500,000 | \$ 1,250 | \$ 500,000 | \$ 1,250 | \$ 5,801 | \$ 6,671 | 9/28/24-25 |
| 2 | 42115009515814 | 4006-28 Ave R | Regents Hall/Classrooms | \$ 35,404,125 | \$ 500,000 | \$ 1,250 | \$ 500,000 | \$ 1,250 | \$ 5,802 | \$ 6,672 | 9/28/24-25 |
| 3 | 42115009515914 | 4000-02 Ave R | Gym-Fitness-Fine Arts | \$ 19,098,154 | \$ 500,000 | \$ 1,250 | \$ 500,000 | \$ 1,250 | \$ 5,661 | \$ 6,510 | 9/28/24-25 |
| 4 | 42115009516014 | 4015 Ave Q Rear | Cheney Activities Ctr | \$ 1,796,570 | \$ 500,000 | \$ 1,250 | \$ 500,000 | \$ 1,250 | \$ 5,801 | \$ 6,671 | 9/28/24-25 |
| 5 | 42115009816814 | 3916 Avenue Q | 9 Unit Apts | \$ 1,502,479 | \$ 500,000 | \$ 1,250 | \$ 100,000 | \$ 1,250 | \$ 5,784 | \$ 6,652 | 9/30/24-25 |
| 6 | 42115058907013 | 4015 Avenue Q | Seibel Student Center | \$ 3,590,916 | \$ 500,000 | \$ 1,250 | \$ 500,000 | \$ 1,250 | \$ 5,803 | \$ 6,673 | 9/24/24-25 |
| 7 | 42115053237715 | 7626 Broadway Bldg 2 | ATC-shop | \$ 2,624,234 | \$ 500,000 | \$ 2,000 | \$ 500,000 | \$ 2,000 | \$ 21,214 | \$ 24,396 | 7/10/24-25 |
| 8 | 42115053243315 | 7626 Broadway Bldg 1 | ATC-ATC-Elect/HVAC/Weld | \$ 3,590,916 | \$ 500,000 | \$ 2,000 | \$ 450,000 | \$ 2,000 | \$ 20,730 | \$ 23,840 | 7/10/24-25 |
| 9 | 42115053246314 | 7626 Broadway Bldg 3 | ATC-old used car office | \$ 765,471 | \$ 369,000 | \$ 1,250 | \$ 200,000 | \$ 1,250 | \$ 7,799 | \$ 8,969 | 7/10/24-25 |
| 10 | 42115257756801 | 4015 Ave Q | New Nursing Health Science | \$ 19,067,109 | \$ 500,000 | \$ 1,250 | \$ 500,000 | \$ 1,250 | \$ 7,828 | \$ 9,002 | 5/11/25-26 |
| TOTALS | | | \$ 101,236,337 | \$ 4,869,000 | \$ 14,000 | \$ 4,250,000 | \$ 14,000 | \$ 92,223 | \$ 106,056 | | |

**Galveston College
2024/2025 Wind Flood
Estimated Premiums**

Updated 5/28/2024

Wind Coverage - Residential

| Policy # | Location | Description | 100% RC Building Values | TWIA Building Limit | TWIA Contents Limit | 1% Ded Bldg&Cnts | TWIA Current Premiums | TWIA Residential Estimated Premiums | Effective Dates |
|---------------|----------------|--------------------------|-------------------------|---------------------|---------------------|------------------|-----------------------|-------------------------------------|-----------------|
| 1 | TWRD0001140049 | 2223 41st St. Dwelling | \$ 220,000 | \$ 176,000 | \$ 6,000 | \$ 1,860 | \$ 2,177 | \$ 2,286 | 9/1/24-25 |
| 2 | TWRD0001140052 | 2215 41st St. Garage Apt | \$ 185,000 | \$ 148,000 | \$ 6,000 | \$ 1,580 | \$ 1,799 | \$ 1,889 | 9/1/24-25 |
| 3 | TWRD0001140056 | 3815 Ave Q 1/2 Dwelling | \$ 203,000 | \$ 165,000 | \$ 8,000 | \$ 1,750 | \$ 2,112 | \$ 2,218 | 9/1/24-25 |
| 4 | TWRD0001040386 | 3802 Ave R Dwelling | \$ 220,000 | \$ 176,000 | \$ 8,000 | \$ 1,860 | \$ 2,214 | \$ 2,325 | 9/1/24-25 |
| 5 | TWRD0001116643 | 2212 39th St Dwelling | \$ 160,000 | \$ 150,000 | \$ 6,000 | \$ 1,600 | \$ 1,914 | \$ 2,010 | 4/15/25-26 |
| 6 | TWRD0001180510 | 2215 38th St Dwelling | \$ 275,000 | \$ 225,000 | \$ 8,000 | \$ 2,350 | \$ 2,805 | \$ 2,945 | 9/13/24-25 |
| 7 | TWRD0100099330 | 2203 41st St Dwelling | \$ 300,000 | \$ 270,000 | \$ 8,000 | \$ 2,800 | \$ 3,385 | \$ 3,554 | 7/21/24-25 |
| TOTALS | | | \$ 1,563,000 | \$ 1,310,000 | \$ 50,000 | \$ 11,000 | \$ 16,406 | \$ 17,226 | |

Flood Coverage - Residential

| Policy # | Location | Description | 100% RC Building Values | NFIP Building Coverage | NFIP Contents Coverage | Deds for Bldg/Cnts combined | NFIP Current Premiums | NFIP Residential Estimated Premiums | Effective Dates |
|---------------|----------------|---------------------------------|-------------------------|------------------------|------------------------|-----------------------------|-----------------------|-------------------------------------|-----------------|
| 1 | 42115197388403 | 3826 Ave R Unit A-Dorm Dwelling | \$ 396,600 | \$ 300,000 | \$ 100,000 | \$ 2,500 | \$ 1,068 | \$ 1,228 | 8/5/2024-25 |
| 2 | 42115197389103 | 3826 Ave R Unit A-Rear Dwelling | \$ 182,170 | \$ 125,000 | \$ 100,000 | \$ 2,500 | \$ 925 | \$ 1,064 | 8/5/2024-25 |
| 3 | 42115197389203 | 3826 Ave R Unit B-Dorm Dwelling | \$ 396,600 | \$ 300,000 | \$ 100,000 | \$ 2,500 | \$ 1,068 | \$ 1,228 | 8/5/2024-25 |
| 4 | 42115197389403 | 3826 Ave R Unit B-Rear Dwelling | \$ 182,170 | \$ 125,000 | \$ 100,000 | \$ 2,500 | \$ 925 | \$ 1,064 | 8/5/2024-25 |
| 5 | 42115197389503 | 3826 Ave R Unit C-Dorm Dwelling | \$ 396,600 | \$ 300,000 | \$ 100,000 | \$ 2,500 | \$ 1,068 | \$ 1,228 | 8/5/2024-25 |
| 6 | 42115197389602 | 3826 Ave R Unit C-Rear Dwelling | \$ 182,170 | \$ 125,000 | \$ 100,000 | \$ 2,500 | \$ 925 | \$ 1,064 | 8/5/2024-25 |
| 7 | 42115197389903 | 3826 Ave R Unit D-Dorm Dwelling | \$ 396,600 | \$ 300,000 | \$ 100,000 | \$ 2,500 | \$ 1,068 | \$ 1,228 | 8/5/2024-25 |
| 8 | 42115197390303 | 3826 Ave R Unit D-Rear Dwelling | \$ 182,170 | \$ 125,000 | \$ 100,000 | \$ 2,500 | \$ 925 | \$ 1,064 | 8/5/2024-25 |
| 9 | 42115197390503 | 3826 Ave R Unit E-Dorm Dwelling | \$ 396,600 | \$ 300,000 | \$ 100,000 | \$ 2,500 | \$ 1,068 | \$ 1,228 | 8/5/2024-25 |
| 10 | 42115197390603 | 3826 Ave R Unit E-Rear Dwelling | \$ 182,170 | \$ 125,000 | \$ 100,000 | \$ 2,500 | \$ 925 | \$ 1,064 | 8/5/2024-25 |
| 11 | 42115197390703 | 3826 Ave R Unit F-Dorm Dwelling | \$ 396,600 | \$ 300,000 | \$ 100,000 | \$ 2,500 | \$ 1,068 | \$ 1,228 | 8/5/2024-25 |
| 12 | 42115197390803 | 3826 Ave R Unit F-Rear Dwelling | \$ 182,170 | \$ 125,000 | \$ 100,000 | \$ 2,500 | \$ 925 | \$ 1,064 | 8/5/2024-25 |
| 13 | 42115197391003 | 3826 Ave R Unit G-Dorm Dwelling | \$ 396,600 | \$ 300,000 | \$ 100,000 | \$ 2,500 | \$ 1,068 | \$ 1,228 | 8/5/2024-25 |
| 14 | 42115197391103 | 3826 Ave R Unit G-Rear Dwelling | \$ 182,170 | \$ 125,000 | \$ 100,000 | \$ 2,500 | \$ 925 | \$ 1,064 | 8/5/2024-25 |
| 15 | 42115247442101 | 2203 41st St-Dwelling Dwelling | \$ 300,000 | \$ 250,000 | \$ 8,000 | \$ 2,250 | \$ 1,817 | \$ 2,090 | 8/20/2024-25 |
| 16 | 42115173459405 | 2223 41st St. Dwelling | \$ 220,000 | \$ 150,000 | \$ 60,000 | \$ 2,250 | \$ 899 | \$ 1,034 | 11/25/24-25 |
| 17 | 42115173460505 | 2215 41st St. Garage Apt | \$ 185,000 | \$ 150,000 | \$ 60,000 | \$ 2,250 | \$ 900 | \$ 1,035 | 11/25/24-25 |
| 18 | 42115180838005 | 3815 Ave Q 1/2 Dwelling | \$ 203,000 | \$ 150,000 | \$ 60,000 | \$ 2,250 | \$ 1,045 | \$ 1,202 | 5/5/25-26 |
| 19 | 42115194538504 | 3802 Ave R Dwelling | \$ 220,000 | \$ 150,000 | \$ 60,000 | \$ 2,250 | \$ 1,026 | \$ 1,180 | 5/23/25-26 |
| 20 | 42115205182503 | 2212 39th St Dwelling | \$ 160,000 | \$ 124,000 | \$ 6,000 | \$ 4,000 | \$ 774 | \$ 890 | 5/15/25-26 |
| 21 | 42115210267702 | 2215 38th St Dwelling | \$ 275,000 | \$ 220,000 | \$ 9,000 | \$ 2,250 | \$ 1,551 | \$ 1,784 | 10/13/24-25 |
| TOTALS | | | \$ 5,614,390 | \$ 4,169,000 | \$ 1,663,000 | \$ 52,500 | \$ 21,963 | \$ 25,257 | |

66

| | | | |
|-------------------------------|----|---------|-----------|
| Estimated Total Wind Premium | \$ | 381,855 | 14% % chg |
| Estimated Total Flood Premium | \$ | 131,314 | 15% % chg |
| Expiring Wind Prem | \$ | 334,480 | |
| Expiring Flood Prem | \$ | 114,186 | |

Approved for renewal by the Board of Regents

Signature: _____
Dr. W. Myles Shelton, President

Date: _____

Consider Approval of Proposal to Purchase
Excess Named Windstorm Coverage for Property and Contents

McGriff, Seibels & Williams of Texas, Inc. (MSW) has offered \$5,000,000 in Excess Named Windstorm for the College to provide additional protection for Galveston College's assets. If accepted, this coverage will sit in excess of TWIA.

The College's TIV was reassessed and increased to \$86,932,880 for 2024-25. The market has stabilized over the last few months and rates are starting to come down within the marketplace. If accepted, the total premium for the excess windstorm coverage would be \$297,500. The coverage has been procured from Sompo and RSUI sharing the \$5MM limit. Details of the coverage are outlined in the following attachment.

GALVESTON COLLEGE

Excess Named Storm – 07/01/2024 - 2025

| EXCESS NAMED STORM | |
|--|---|
| Carrier Lead: | Sompo / RSUI |
| Term: | July 01, 2024 – July 01, 2025 |
| Total Insured Values: | \$86,932,880 |
| Covered Perils: | Risk of Direct Physical Loss or Damage caused by the peril(s) of Named Windstorm only as per Policy Form, Endorsements and Exclusions attached. |
| Per Occurrence Limit of Liability: | \$5,000,000 |
| Per Occurrence Sub-Limits: | <i>Sub-limits are part of and not in addition to the Policy Limit of Liability.</i> |
| Accounts Receivable | \$1,000,000 |
| Course of Construction | \$250,000 |
| Electronic Data | \$100,000 |
| Errors and Omissions | \$250,000 |
| Extra Expense | \$1,000,000 |
| Fine Arts | \$250,000 |
| Fungus, Wet Rot, Dry Rot and Bacteria | \$15,000 |
| Miscellaneous Unnamed Locations | \$1,000,000 |
| Newly Acquired or Constructed Property | \$1,000,000 (60 Day Notice) |
| Ordinance or Law – Coverage A | Included |
| Ordinance or Law – Coverage B and C | 20% per building / \$2MM Maximum |
| Pollutant Cleanup | \$100,000 |
| Property in Transit | \$1,000,000 |
| Valuable Papers and Records | \$1,000,000 |
| Contractor’s Equipment | \$100,000 |
| Loss Adjustment Costs | \$100,000 |
| Spoilage | \$25,000 |
| Per Occurrence Deductibles: | |
| Windstorm and Hail | \$4,927,000 per occurrence TWIA |
| Valuation: | Replacement Cost |
| TOTAL PREMIUM: \$297,500 | |

This summary is intended for reference purposes only and does not replace, amend or modify the actual insurance policies.

Consider Approval of Proposal to Purchase Texas Association of School Boards Risk Management Fund Insurance Coverage for All Other Perils Property and Contents (Excluding Named or Numbered Windstorms)

The Texas Association of School Boards Risk Management Fund (TASB) provides Galveston College all other perils property and contents coverage (excluding names or numbered storms) through an interlocal agreement. This coverage also includes the College's automobile liability, automobile physical damage, school professional liability, and privacy and information security.

TASB has provided one renewal option this year due to changes in the deductible structure for weather perils from a flat number to a percentage. (This coverage excludes damages caused by a named or numbered storm) The All-Perils deductible changed due to our increasing size and total insured values.

The deductibles for the other lines of coverage have not changed from 2023-24

Please note the Total Insured Value (TIV) of Galveston College properties with TASBRMF for 2023-24 was \$.85,784,492 The TIV of Galveston College properties for 2024-25 increased to \$120,042,880 (40 percent). Carriers use different assessment methods to assess current TIVs. The cost to the College for this coverage is \$197,665.

Staff recommends that the Board approve the renewal proposal for property, (excluding named or numbered storm), auto, legal liability and privacy and information security(cyber).

**Please note this coverage now includes the new Health Sciences Education Center and one additional house that was acquired after the renewal last year.*

Notification of Coverage Changes and Clarifications Effective July 1, 2024

As a part of the annual coverage review, the TASB Risk Management Fund (Fund) implemented the following coverage changes and clarifications *for all renewals taking effect on or after July 1, 2024*. This document is a summary of changes and clarifications only; please carefully review the full text of all Fund Coverage Agreements and any applicable Contribution and Coverage Summary (CCS).

Automobile Liability & Physical Damage Coverage Agreement

- Under Part D, § 17.2 **Excess Coverage**, clarify that the Fund Member's auto coverage is primary, not pro rata, when a **Covered Person** is driving a Fund Member's vehicle.

School Liability Coverage Agreement

- Under Part B, § 5.8 **Joint Ventures**, clarify that Joint Ventures include support for an in-district or 1882 charter school; however, there is no coverage for the charter school operator itself or its board members or employees. Clarify that all **Covered Persons** are covered, not just the Fund Member.
- Under Part F, § 16.1 **PLL related acts**, clarify that acts related to the original Wrongful Act are subject to one **Claim's** limit of liability.
- Under Part F, § 17.5 **Maximum annual aggregate limit**, clarify that the maximum aggregate limit applies to purchased *and* automatic extended reporting periods.

Property Coverage Agreement

- Weather Perils and Named/Numbered Windstorm deductibles will be based on a percentage (as shown on the CCS) of the total value of a Loss-affected structure, including contents, as listed on the Statement of Values schedule provided to Fund Members with the coverage proposal, or an Occurrence minimum deductible (also shown on the CCS), whichever is higher. If the Weather Perils or Named/Numbered Windstorm deductible does not exceed the minimum Occurrence deductible, the Occurrence deductible will apply for all Loss, including Loss-affected Covered Property not listed on the Statement of Values.
- Expanded coverage for single-ply membrane roofing systems rated for Very Severe Hail by FM Global or UL Solution's equivalent rating to the full Weather Perils limit and deductible. The sublimit for single-ply roofing systems not rated for very severe hail remains in place.
- Under Part C, added § 6.6, indicating the Fund will limit payment for heating, ventilation, and air conditioning (HVAC) units based on actual cash value (ACV) only. Additionally, HVAC units **installed after March 1, 2025**, are excluded for the peril of hail unless commercial hail protection/coil guards are installed.
- Revise the Property Coverage Agreement, the Named/Numbered Windstorm Endorsement, and the CCS language to reflect how coverage and specified limits extend to the Fund Member's Covered Property for the Named/Numbered Windstorm peril based on the county's location (e.g., Tier I, Tier II, Harris, or all other Texas counties).

- Revise the Property Coverage Agreement and the Flood Endorsement to clarify that Flood coverage is excluded in designated flood zones unless coverage is otherwise extended under the Named/Numbered Windstorm Endorsement, and updated language to describe flooding uniformly throughout the Coverage Agreement.
- Under Part C, § 6.4 **Aesthetic Impairment**, eliminate the option to pay up to \$100,000 per **Occurrence** for appearance harm only to **Covered Property** while maintaining the coverage provision allowing reimbursement for 50% of the cost, up to \$1 million, to replace Aesthetically Impaired metal roofs.
- Limit coverage to the amount reported on the Statement of Values for Covered Property that has a recognized national or state historic designation. This limitation includes, but is not limited to, Covered Property listed on the National Register of Historic Places or Recorded Texas Historic Landmarks.
- Add a provision that specifically indicates prior loss is excluded.
- Add a provision that temporary repairs will be reimbursed to the Fund Member up to 10% of the Loss, including (if applicable) outside any sublimit. Additionally, under Part C, § 7.5, clarify that “Extra Expense” does not include temporary repairs after a **Loss**.
- Clarify that wildfire and accidental smoke damage, unrelated to agricultural or industrial origins, is covered and not considered **Pollution**.
- Under Part C, § 7.1 **Debris removal**, clarify that such removal is outside any sublimit.
- Under Part E, § 12.4 **Vendor Panel**, revise to remove the panel-related language and clarify that the Fund Member must use any Fund-preferred vendor when requested by the Fund.
- Under Part G, § 18, **New Construction**, move to Part F as a condition of coverage. This provision requires the Fund Member to report any new construction or renovation to the Fund before coverage extends.

Privacy & Information Security Coverage Agreement

- Under Part C, § 4.29 (A) **Fraudulent Instruction**, clarify and reinforce that the Fund Member must verify the authenticity *and* validate the payment request. Additionally, clarify that the validation may not rely on contact information in the communication or source of the inquiry regarding a change of banking or payment information.

Violent Act Coverage

- No changes.

Galveston College

Contribution & Coverage Summary (CCS) Participation Period: 7/1/2024 through 6/30/2025

The following is a summary of coverages, limits, deductibles, and contribution amounts. More information about coverage, limits, deductibles, terms, and conditions are found on the following pages and are part of this CCS. Please review all pages of this CCS document and associated Fund Coverage Agreements.

This is not a declarations page. The Fund is not insurance but a self-insured risk pool through which members agree to share risk and actively participate in their contractual obligations as a member of the Fund.

| Coverage | Limit | Deductible | Contribution |
|--|---------------------------------------|---------------------------------------|------------------|
| Property | See Property Coverage Summary | See Property Coverage Summary | \$162,648 |
| Automobile Liability | \$500K Combined Single Limit | \$1,000 | \$2,622 |
| Automobile Physical Damage | Actual Cash Value | See Automobile Coverage Summary | \$553 |
| School Liability including Professional Legal, General, and Employee Benefits Liability | See School Liability Coverage Summary | See School Liability Coverage Summary | \$11,842 |
| Privacy & Information Security | \$500,000 | \$0 | \$20,000 |
| Total Contribution | | | \$197,665 |

THIS IS NOT AN INVOICE. The TASB Risk Management Fund will issue an invoice when coverage is accepted by the Member. Total Contribution is an estimate and is subject to exposure audit.



Galveston College

Property Coverage Summary Participation Period: 7/1/2024 through 6/30/2025 Total Property Contribution: \$162,648

The following is an overview of the limits and deductibles for risk of Direct Physical Loss to Covered Property. Additional coverages, limits, exclusions, and terms are included in the Fund's Coverage Agreement for this Participation Period. All limits are per Occurrence unless otherwise shown.

| Coverage | Limit | Deductible |
|--|---------------|-------------------------|
| All Perils except Weather Perils | \$120,042,880 | \$25,000 |
| Weather Perils except Named/Numbered Windstorm | \$120,042,880 | 1% Minimum \$250,000 |
| Named/Numbered Windstorm Excluded | \$0 | |
| Flood – Annual Aggregate Limit (Not caused by Named/Numbered Windstorm) | \$2,000,000 | \$50,000 |
| Earthquake – Annual Aggregate Limit | \$2,000,000 | \$50,000 |
| Crime | \$100,000 | \$5,000 |
| Equipment Breakdown | \$100,000,000 | \$25,000 |

| Additional Sublimit for Weather Perils | Limit | Deductible |
|---|-------------|--------------------------------------|
| Sublimit for Wind, Hail Loss to Single Ply Membrane roofs and accompanying roof systems; all other deductibles apply. This does not apply to Named/Numbered Windstorm Loss in Tier 1, Tier 2, or Harris counties. | \$1,000,000 | Weather Perils Deductible applies |



| Additional Sublimits and/or Deductibles | Limit Per Occurrence | Deductible |
|--|-----------------------------|---------------------|
| Extra Expense & Loss in Revenue | \$3,000,000 | Per Underlying Loss |

Property Coverage Provisions

Weather Perils: Weather Perils is an Occurrence of wind, hail, convective storm, or freeze. The Weather Perils Limit and Deductible shown on this CCS will apply to Loss (including ensuing Loss) by a Weather Peril. Weather Perils does not include Named/Numbered Windstorm.

Named/Numbered Windstorm: Named/Numbered Windstorm is an Occurrence directly caused by, resulting from, or arising from any hurricane, typhoon, tropical cyclone, tropical storm, or tropical depression that is designated by name or number by the National Weather Bureau, National Hurricane Center, or any recognized meteorological authority, including any related wind-driven rain, flood, tidal water or wave, storm surge, wave wash, surface water, overflow of bodies of water, or spray from any of these conditions. The Named/Numbered Windstorm Limit and Deductible indicated on this CCS will apply to Loss (including ensuing Loss) by a Named/Numbered Windstorm to Locations in Tier 1, Tier 2, and Harris counties. Outside of Tier 1, Tier 2, and Harris counties, the Weather Perils Limit and Deductible indicated on this CCS will apply to Loss to Covered Property directly caused by, resulting from, or arising from Named/Numbered Windstorm.

The term “Tier 1” means the Texas counties of Aransas, Brazoria, Calhoun, Cameron, Chambers, Galveston, Jackson, Jefferson, Kenedy, Kleberg, Matagorda, Nueces, Refugio, San Patricio, and Willacy.

The term “Tier 2” means the Texas counties of Bee, Brooks, Fort Bend, Goliad, Hardin, Hidalgo, Jasper, Jim Wells, Liberty, Live Oak, Newton, Orange, Victoria, and Wharton.

The term “Harris County” means the Texas county of Harris.

Percent Deductible/Occurrence Minimum Deductible: When Covered Property sustains a Loss caused by a Weather Peril (or a Named/Numbered Windstorm outside of a Tier 1, Tier 2, or Harris County Location), the Fund Member’s deductible will be either a percent-based deductible or an Occurrence-based minimum deductible, depending on which is higher.

The Weather Peril (or a Named/Numbered Windstorm outside of a Tier 1, Tier 2, of Harris County Location) percent deductible will be calculated based on the designated percent, as shown on the CCS, applied to the Total Covered Value of the Loss-affected structure (including contents) in the Statement of Values schedule, which is considered a part of this CCS. This designated percentage is reflected as the deductible dollar amount listed under the deductible column of the schedule for each Loss-affected structure. The Fund will only pay once the covered Loss amount for each Loss-affected structure exceeds the deductible amount listed on the schedule. This deductible amount remains the same even if the entire structure (or contents) did not sustain a Loss. In the case of an Occurrence causing Loss to more than one member structure, the member may incur multiple percent-based deductibles, which will be added up to determine the total percent deductible.

When Covered Property sustains a Loss caused by a Named/Numbered Windstorm in a Tier 1, Tier 2, or Harris County Location, the Fund Member’s deductible will be a percent-based Location deductible or an Occurrence-based minimum deductible, whichever is higher.

The Named/Numbered Windstorm percent deductible will be calculated based on the designated percent, as shown on the CCS, applied to the Total Covered Value of the Loss-affected Location. The Fund will only pay once the covered Loss amount for each Loss-affected Location exceeds the percentage deductible dollar amount. This deductible amount remains the same even if the entire Location did not sustain a Loss. In the case of an Occurrence causing Loss to more than one member Location, the member may incur multiple percent-based deductibles, which will be added up to determine the total percent deductible.

Regardless of the total percent deductible, the amount of Loss sustained, or the number of Loss-affected structures or Locations in an Occurrence, in no event will the member’s total deductible obligation be less than the Occurrence-based minimum deductible listed on the CCS. To determine whether the total amount of the percent-based deductible(s) exceeds the Occurrence minimum deductible, only the actual Loss will apply toward the Occurrence minimum deductible. However, the Fund’s payment obligations in excess of this Occurrence deductible are based on the Loss to each structure or Location (as applicable above) exceeding that structure’s or Location’s deductible dollar amount.

No coverage is available for Loss to Fund Member property excluded by the Property Coverage Agreement.

Location: Location is a single street address that is the site of the Covered Property. Locations may have multiple Covered Properties, including structures.

Flood Zone Exclusions: The Fund Member's Covered Property (as defined in the Coverage Agreement) is excluded from coverage under the Flood Endorsement of the Coverage Agreement if any portion of the Covered Property subject to loss is located in any Special Flood Hazard Areas (SFHA) beginning with 'A' or 'V' as identified on the most recently published pre-Loss FEMA Flood Insurance Rate Map (FIRM).

Other Limits: If more than one Per Occurrence Limit may be applicable, the Fund shall determine which limit will apply.

Statement of Values: The Statement of Values schedule will be provided to the Fund member before the beginning of the Participation Period and is considered incorporated into the Agreements between the Fund and the member. The Fund Member agrees to allow the Fund to conduct property appraisals of the Fund Member's property periodically and agrees to accept values provided by the Fund. The Fund reserves the right to adjust the Fund Member's Contribution for new Covered Property accepted within the first 180 days of the Participation Period.

Salvage: The Fund will have the right, at its discretion, to exercise rights of salvage to any damaged property paid for or replaced under the terms of this Agreement.

Single Ply Membrane: 'Single Ply Membrane' is a synthetic roofing material that includes EPDM, TPO, and PVC membranes. For Weather Perils, Single Ply Membrane roofs are subject to the Single Ply Membrane sublimit and deductible indicated on the CCS, except for roofs rated for Very Severe Hail by FM Global or UL Solution's equivalent rating, which are subject to the Weather Perils limit and deductible.

Fund Member Mitigation: As indicated in the Property Coverage Agreement, including Sections 9.29 and 12.5, the Fund Member must preserve Covered Property before and after Loss, or the Fund may exclude coverage.

Fund Member Notice: As indicated in the Property Coverage Agreement, including Section 13.1, time is of the essence for the Fund Member to give notice of a claim for all Loss. Coverage is only available if the Fund Member reports all Loss within 365 days of an Occurrence.

Limit Elimination: The Fund may reduce all Property limits to zero and cease all payments (promised or otherwise) to the member for any claim under this CCS if the Fund's applicable property reinsurance coverage exhausts during the Participation Period through any property claim payment to any Fund member.



Galveston College

Automobile Coverage Summary Participation Period: 7/1/2024 through 6/30/2025 Total Automobile Contribution: \$3,175

The following is an overview of the limits and deductibles for risks associated with the ownership, maintenance, or use of Covered Automobiles. The Fund's Coverage Agreement includes additional coverages, limits, exclusions, and terms for this Participation Period.

| Coverage | Limit | Deductible |
|--|------------------------------|------------|
| Automobile Liability | \$500K Combined Single Limit | \$1,000 |
| Automobile Physical Damage - Collision | Actual Cash Value | \$1,000 |
| Automobile Physical Damage - Comprehensive | Actual Cash Value | \$1,000 |
| Automobile Physical Damage - Catastrophic | Actual Cash Value | \$5,000 |

Automobile Terms & Conditions

Statement of Values: The Fund Member has provided the Fund with the most complete and accurate listing of vehicles owned and leased by the Fund Member and will make this listing current throughout the Participation Period. The Fund Member agrees to allow the Fund to conduct vehicle appraisals of the Fund Members' fleet periodically and agrees to accept values provided by the Fund, if any.

Salvage: The Fund will have the right, at its discretion, to exercise rights of salvage to any damaged property paid for or replaced under the terms of this Agreement.

Excluded Vehicles: Vehicles specifically listed on this CCS are excluded from all Automobile coverage as noted under 'Exclusion.'

Galveston College

School Liability Coverage Summary

Participation Period: 7/1/2024 through 6/30/2025
Total School Liability Contribution: \$11,842

The following is an overview of the limits and deductibles for legal, general, and other liability risks. The Fund's Coverage Agreement includes additional coverages, limits, exclusions, and terms for this Participation Period.

| Coverage | Limit | Deductible |
|--|-------------|------------|
| Professional Legal Liability Subject to \$2,000,000 Maximum Annual Aggregate | \$2,000,000 | \$5,000 |
| General Liability | \$2,000,000 | \$0 |
| Employee Benefits Liability | \$100,000 | \$0 |

School Liability Coverage Provisions

Known Prior Acts: As indicated in the School Liability Coverage Agreement, including in Section 4.1, the Fund Member agrees that all known prior acts (including previously reported acts) that may result in a legal claim against the Fund Member have been fully disclosed to prior carriers, including the Fund, and no coverage will apply to these acts under this CCS. However, this CCS does not void coverage afforded to the Fund Member under any previous CCS.

Fund-requested Settlement Contributions: As indicated in the School Liability Coverage Agreement, including Section 4.6, the Fund may request a monetary or non-pecuniary contribution from the Fund Member to address the portion of a Claim that is not covered by the Coverage Agreement so that the Fund can settle the Claim in its entirety. Any refusal by the Fund Member to contribute to the settlement as requested by the Fund will result in the Fund Member being responsible for further defense costs and indemnity payments other than what the Fund would have paid.



Galveston College

Privacy & Information Security Coverage Summary Participation Period: 7/1/2024 through 6/30/2025 Total Privacy & Information Security Contribution: \$20,000

The following is an overview of the limits and deductibles for privacy and information security risks. The Fund's Coverage Agreement includes additional coverages, limits, exclusions, and terms for this Participation Period.

| Coverage | Aggregate Limit Per Event | Deductible |
|--------------------------------|---------------------------|------------|
| Privacy & Information Security | \$500,000 | \$0 |

Privacy & Information Security Conditions

No Known Losses: Fund Member certifies that all known or reported events occurring prior to the effective date of this coverage, as applicable, which it is reasonably believed may result in a claim under this Coverage have been fully disclosed or reported.



Program Coordinators

The Fund Member is required to designate a Program Coordinator (Coordinator) with express authority to represent and bind the Fund Member in all program matters. Below are the current Coordinators associated with the Fund Member. If a Coordinator's name and e-mail address are not listed or the Coordinator identified needs to be updated, please provide updated information to the Fund as soon as possible or include updates on this document.

Current Program Coordinators

| Program | Name | Title | E-mail |
|------------------------------------|--------------|---|----------------|
| TASB RMF-Property | Teena Wilson | Director of Human Resources & Risk Management | twilson@gc.edu |
| TASB RMF-Unemployment Compensation | Teena Wilson | Director of Human Resources & Risk Management | twilson@gc.edu |
| TASB RMF-Workers' Compensation | Teena Wilson | Director of Human Resources & Risk Management | twilson@gc.edu |
| TASB RMF-Auto | Teena Wilson | Director of Human Resources & Risk Management | twilson@gc.edu |
| TASB RMF-Liability | Teena Wilson | Director of Human Resources & Risk Management | twilson@gc.edu |

Program Coordinator Updates

| Program | Name | Title | E-mail |
|---------|------|-------|--------|
| | | | |
| | | | |
| | | | |
| | | | |
| | | | |

If accepting this proposal electronically, you may scan and email this page to tasbrmf@tasbrmf.org to provide Program Coordinator updates.



Contribution & Coverage Summary General Provisions

Coverage: This CCS and the Fund’s corresponding Coverage Agreements for this Participation Period outline the coverage terms and limits.

Claims Reporting: The Fund Member will provide to the Fund timely notice of all claims as required in the Interlocal Participation Agreement, the applicable Fund Coverage Agreement, and this CCS. The lack of timely notice may result in a loss of coverage.

Definitions: Any terms not defined in this CCS will use the definition for that term from the corresponding Fund Coverage Agreement.

Payment: The Fund Member agrees to pay contributions based on a plan developed by the Fund. All contributions are payable upon receipt of an invoice from the Fund. The Fund will determine the contribution for each program and how each contribution is applied.

Termination: In addition to any CCS-specific provisions, the Interlocal Participation Agreement outlines the termination-related provisions that govern this CCS. These provisions include that this CCS may be terminated by either party, with termination effective at the end of the Participation Period, by giving written notice to the other party no later than 30 days before the end of the Participation Period. If the Fund Member ceases to be an Active or Associate member of the Texas Association of School Boards, Inc., this CCS will terminate at the end of the Participation Period, and the Fund will not offer a renewal CCS. If neither party terminates this CCS, any renewal CCS offered by the Fund becomes effective based on the terms of the renewal CCS and will bind the Fund Member.

Fund Member Authorization:

I approve this Contribution and Coverage Summary (CCS) and certify that this information is correct. I affirm that I am duly authorized to approve this CCS and that I have read and agree to this CCS and the Interlocal Participation Agreement.

Authorized Signature

Date

Printed Name

Title



Proof of Auto Liability Coverage

THIS GOVERNMENT VEHICLE IS EXEMPT FROM THE MOTOR VEHICLE SAFETY RESPONSIBILITY ACT. Liability coverage in effect meets the minimum limits required by Texas law.

Member: **Galveston College**
Contract Number: **P084502-2024-001**
Contract Period: **7/1/2024** through **6/30/2025**

If you have an accident, please notify the TASB Risk Management Fund at 800.482.7276.

Coverage is applicable to all vehicles owned by the above-named entity. Coverage remains in effect only if contribution has been paid.

WHAT TO DO IF YOU HAVE AN ACCIDENT

(Keep this Card in Vehicle at all times)

- Move vehicle to the side of the road if drivable.
- Call 911 immediately. Have driver's license and this card ready to give to police.
- Help the injured by making them comfortable and providing emergency first aid. Call for medical help and provide requested information.
- Report the accident to your supervisor as soon as possible. If you have been injured, notify your supervisor.
- Do not discuss blame or fault. Discuss accident only with the police.
- Collect names, insurance, and other driver's license number. If there are witnesses, collect their names and contact information and give the information to the police and your supervisor.
- Do not sign any documents except as requested by law enforcement.



Proof of Auto Liability Coverage

THIS GOVERNMENT VEHICLE IS EXEMPT FROM THE MOTOR VEHICLE SAFETY RESPONSIBILITY ACT. Liability coverage in effect meets the minimum limits required by Texas law.

Member: **Galveston College**
Contract Number: **P084502-2024-001**
Contract Period: **7/1/2024** through **6/30/2025**

If you have an accident, please notify the TASB Risk Management Fund at 800.482.7276.

Coverage is applicable to all vehicles owned by the above-named entity. Coverage remains in effect only if contribution has been paid.

WHAT TO DO IF YOU HAVE AN ACCIDENT

(Keep this Card in Vehicle at all times)

- Move vehicle to the side of the road if drivable.
- Call 911 immediately. Have driver's license and this card ready to give to police.
- Help the injured by making them comfortable and providing emergency first aid. Call for medical help and provide requested information.
- Report the accident to your supervisor as soon as possible. If you have been injured, notify your supervisor.
- Do not discuss blame or fault. Discuss accident only with the police.
- Collect names, insurance, and other driver's license number. If there are witnesses, collect their names and contact information and give the information to the police and your supervisor.
- Do not sign any documents except as requested by law enforcement.



Galveston College
Statement of Values
As of date: 5/9/2024
Participation Period: 7/1/2024 through 6/30/2025

| Campus Name – Site Address | Building ID | Building Name | Total Covered Value | Weather Perils Deductible |
|---|---------------|----------------------------------|---------------------|---------------------------|
| 4015 AVENUE Q, Galveston, TX, 77550 | 084502-000002 | HEALTH SCIENCES EDUCATION CENTER | \$33,110,000 | \$331,100 |
| AVENUE R DORMS, 3826 D AVENUE R, GALVESTON, TX, 77550 | 9808 | DORM D GARAGE APARTMENT | \$133,707 | \$1,337 |
| AVENUE R DORMS, 3826 A AVENUE R, GALVESTON, TX, 77550 | 9798 | UNIT A DORM | \$411,292 | \$4,113 |
| AVENUE R DORMS, 3826 A AVENUE R, GALVESTON, TX, 77550 | 9799 | UNIT A GARAGE APARTMENT | \$133,707 | \$1,337 |
| AVENUE R DORMS, 3826 B AVENUE R, GALVESTON, TX, 77550 | 9800 | UNIT B DORM | \$411,292 | \$4,113 |
| AVENUE R DORMS, 3826 B AVENUE R, GALVESTON, TX, 77550 | 9801 | UNIT B GARAGE APARTMENT | \$133,707 | \$1,337 |
| AVENUE R DORMS, 2826 C AVENUE R, GALVESTON, TX, 77550 | 9802 | UNIT C DORM | \$411,292 | \$4,113 |
| AVENUE R DORMS, 3826 C AVENUE R, GALVESTON, TX, 77550 | 9806 | UNIT C GARAGE APARTMENT | \$133,707 | \$1,337 |
| AVENUE R DORMS, 3826 D AVENUE R, GALVESTON, TX, 77550 | 9807 | UNIT D DORM | \$411,292 | \$4,113 |
| AVENUE R DORMS, 3726 E AVENUE R, GALVESTON, TX, 77550 | 9809 | UNIT E DORM | \$411,292 | \$4,113 |
| AVENUE R DORMS, 3826 E AVENUE R, GALVESTON, TX, 77550 | 9810 | UNIT E GARAGE APARTMENT | \$133,707 | \$1,337 |
| AVENUE R DORMS, 3826 F AVENUE R, GALVESTON, TX, 77550 | 9811 | UNIT F DORM | \$411,292 | \$4,113 |
| AVENUE R DORMS, 3826 G AVENUE R, GALVESTON, TX, 77550 | 9803 | UNIT F GARAGE APARTMENT | \$133,707 | \$1,337 |
| AVENUE R DORMS, 3826 G AVENUE R, GALVESTON, TX, 77550 | 9804 | UNIT G DORM | \$411,292 | \$4,113 |



| | | | | |
|---|---------------------|--------------------------------|--------------|-----------|
| AVENUE R DORMS, 3826 G AVENUE R, GALVESTON, TX, 77550 | 9805 | UNIT G GARAGE APARTMENT | \$133,707 | \$1,337 |
| CHARLES THOMAS APPLIED TECHNOLOGY, 7626 BROADWAY STREET, GALVESTON, TX, 77550 | 084502-11717-4A | EDUCATION BUILDING #1 | \$3,178,005 | \$31,780 |
| CHARLES THOMAS APPLIED TECHNOLOGY, 7626 BROADWAY STREET, GALVESTON, TX, 77550 | 084502-11717-4C | EDUCATION BUILDING #2 | \$5,047,761 | \$50,478 |
| CHARLES THOMAS APPLIED TECHNOLOGY, 7626 BROADWAY STREET, GALVESTON, TX, 77550 | 084502-11717-4D | EDUCATION BUILDING #4 (LEASED) | \$1,624,901 | \$16,249 |
| CHARLES THOMAS APPLIED TECHNOLOGY, 7626 BROADWAY STREET, GALVESTON, TX, 77550 | 084502-11717-4B | EDUCATION CENTER BUILDING #3 | \$1,035,294 | \$10,353 |
| FIELD HOUSE, 2506 83RD STREET, GALVESTON, TX, 77550 | 084502-11713-4A | FIELD HOUSE | \$64,967 | \$650 |
| GALVESTON COLLEGE, 4015 AVENUE Q, GALVESTON, TX, 77550 | 084502-11716-1E | FINE ARTS/GYMNASIUM BUILDING | \$17,728,106 | \$177,281 |
| GALVESTON COLLEGE, 4015 AVENUE Q, GALVESTON, TX, 77550 | 084502-11716-1A | MOODY BUILDING | \$10,520,980 | \$105,210 |
| GALVESTON COLLEGE, 4015 AVENUE Q, GALVESTON, TX, 77550 | 084502-11716-1D | NORTHERN BUILDING | \$15,670,332 | \$156,703 |
| GALVESTON COLLEGE, 4015 AVENUE Q, GALVESTON, TX, 77550 | 084502-11716-1C | REGENTS BUILDING | \$19,566,969 | \$195,670 |
| GALVESTON COLLEGE, 4015 AVENUE Q, GALVESTON, TX, 77550 | 084502-11716-1B | STUDENT ACTIVITY CENTER | \$4,954,991 | \$49,550 |
| HOUSING, 2203 41ST STREET, GALVESTON, TX, 77550 | 24576 | 41ST STREET HOUSE | \$290,552 | \$2,906 |
| TEACHERAGE 2212, 2212 MIKE GAIDO BOULEVARD, GALVESTON, TX, 77550 | 16645 | GARAGE | \$27,440 | \$274 |
| TEACHERAGE 2212, 2212 MIKE GAIDO BOULEVARD, GALVESTON, TX, 77550 | 10049 | TEACHERAGE 2212 | \$161,167 | \$1,612 |
| TEACHERAGE 2215, 2215 41ST STREET, GALVESTON, TX, 77550 | 9791 | TEACHERAGE 2215 | \$136,014 | \$1,360 |
| TEACHERAGE 2223, 2223 41ST STREET, GALVESTON, TX, 77550 | 084502-14812-450431 | LAUNDRY BUILDING | \$156,635 | \$1,566 |
| TEACHERAGE 2223, 2223 41ST STREET, GALVESTON, TX, 77550 | 084502-14812-450429 | TEACHERAGE 2223 | \$258,309 | \$2,583 |
| TEACHERAGE 2301, 2301 41ST STREET, GALVESTON, TX, 77550 | 9785 | TEACHERAGE 2301 | \$110,861 | \$1,109 |



| | | | | |
|---|-----------------|--------------------|-------------|----------|
| TEACHERAGE 2305, 2305 41ST STREET, GALVESTON, TX, 77550 | 9790 | TEACHERAGE 2305 | \$110,861 | \$1,109 |
| TEACHERAGE 2307, 2307 41ST STREET, GALVESTON, TX, 77550 | 9789 | TEACHERAGE 2307 | \$109,718 | \$1,097 |
| TEACHERAGE 3802, 3802 AVENUE R, GALVESTON, TX, 77550 | 9786 | TEACHERAGE 3802 | \$235,483 | \$2,355 |
| TEACHERAGE 3815, 3815 AVENUE Q 1/2 REAR, GALVESTON, TX, 77550 | 16649 | TEACHERAGE 3815 | \$179,461 | \$1,795 |
| WHITE CAPS APARTMENTS, 3916 AVENUE Q, GALVESTON, TX, 77550 | 084502-11714-3A | APARTMENT BUILDING | \$1,217,353 | \$12,174 |

Consider Approval of Proposal to Purchase Texas Association of School Boards Risk Management Fund Insurance Coverage for Unemployment and Workers' Compensation

Staff recommends that the Board approve renewal of insurance policies through an interlocal agreement with the Texas Association of School Boards Risk Management Fund for the College's unemployment and workers' compensation insurance coverage.

NOTE: The rates for workers' compensation and unemployment coverage have not been quoted since the current policies do not expire until September and October 2024, respectively. The carrier predicts that there will be a two percent increase in the workers' compensation policy rate from the previous year, and predicts there will be no increase in cost in the unemployment policy rate. Once the rates have been quoted, approval of the policy payment amounts will be submitted to the Board for final approval.

Consider Approval of Proposals to Purchase Intercollegiate Athletics and Activities
Accident and Catastrophic Insurance Policies

Staff requests Board approval to purchase insurance for Intercollegiate Athletics and Activities, through Universal Fidelity Life Insurance company, 13931 Quail Pointe Drive, Oklahoma City, OK 73134. If approved, the policy would be effective August 1, 2024 for a term of one year. The cost of the policy is \$7,500.

In addition, the NJCAA highly recommends that each NJCAA member college purchase a lifetime catastrophic insurance policy for their student athletes. Staff is also requesting Board approval to purchase lifetime catastrophic insurance through Risk Strategies, 16201 W. 95th Street, Suite 210, Lenexa, Kansas, 66219. If approved, the policy would be effective August 1, 2024 for a term of one year. The cost of the policy is \$\$2,419.00.

The total cost for both policies is \$9,919.00. Staff would recommend approval to purchase both policies.



Junior College Intercollegiate Sports Catastrophic Insurance Enrollment Form

Academic HealthPlans

Underwritten by: Mutual of Omaha Insurance Company; 3300 Mutual of Omaha Plaza; Omaha, NE 68175

General

Name of Institution Galveston College

Address 4015 Ave Q

Full Legal Name

TX

77550

Street

City

State

Zip

Contracting Official Kelly Raines

Name

Title

Phone

Fax

E-mail Address kraines@gc.edu

Sports Census

Please enter the number of participants for every sport in the table below and add any sports that are not listed.

Note: For Track & Field, enter the maximum number of participants between indoor and outdoor to avoid double counting. For Football, enter the maximum number of participants between spring and fall to avoid double counting.

| Sports | # of Sport Participants | | |
|---|-------------------------|-----|-------|
| | Women | Men | Total |
| Baseball | | 54 | 54 |
| Basketball | | | 0 |
| Bowling | | | 0 |
| Cheerleading | | | 0 |
| Cross County Running | | | 0 |
| Dance | | | 0 |
| Football | | | 0 |
| Golf | | | 0 |
| Lacrosse | | | 0 |
| Rodeo | | | 0 |
| Soccer | | | 0 |
| Softball | 26 | | 26 |
| Student Coaches/Student Managers/Student Trainers | | | 0 |
| Swimming & Diving | | | 0 |
| Tennis | | | 0 |
| Track & Field | | | 0 |
| Volleyball | | | 0 |
| Wrestling | | | 0 |
| | | | 0 |
| | | | 0 |
| | | | 0 |
| | | | 0 |
| Grand Total: | 26 | 54 | 80 |

Name of Institution: Galveston College

Premium

Please select the desired benefit period and deductible combination in the table below.

| Select Plan | Benefit Period | Deductible | Total Premium |
|-------------------------------------|----------------|------------|---------------|
| <input checked="" type="checkbox"/> | Lifetime | \$25,000 | \$2,419 |
| <input type="checkbox"/> | Lifetime | \$35,000 | \$1,983 |
| <input type="checkbox"/> | Lifetime | \$50,000 | \$1,573 |
| <input type="checkbox"/> | 10-Year | \$25,000 | |
| <input type="checkbox"/> | 10-Year | \$35,000 | |
| <input type="checkbox"/> | 10-Year | \$50,000 | |

Make premium check payable to Risk Strategies and mail payment along with this completed form to one of the following offices:

Lenexa:
 16201 W. 95th Street, Suite 210
 Lenexa, KS 66219
 913-815-1300
 Attn: Stephanie Williams

Salt Lake City:
 2180 South, 1300 East, Suite 450
 Salt Lake City, UT 84106
 1-800-955-1991, ext. 2627
 Attn: Carol Malouf

Term of Coverage

It is understood that the effective date of coverage under this program will be either the **date requested** or the **date this form and the premium are received** and accepted by the Company, whichever is later (for a requested effective date of August 1 we must receive the enrollment form no later than October 1 of the current year). Coverage expires one year from the effective date.


Aug 1, 2024

Desired Effective Date

By _____

Date _____

Signature of Contracting Official



916136

May 9, 2024

Licensed Agent's Signature

License Number

Date

Consider Approval of Extension of Contracts for Disaster Restoration and Recovery Services

Since the College is located on Galveston Island, it is vulnerable to natural and man-made disasters such as hurricanes, tornadoes, floods, fires, etc.; therefore, a disaster restoration and recovery service is needed on an on-call basis. The contract would be a “requirements contract,” with no quantities guaranteed. There would be no retainer paid in order to keep the contract in effect. The contract is based on “as-needed” services in the event of a disaster-generated event, and charges would be determined by an itemized list of services and equipment with a preset cost rate.

Staff is requesting Board approval to extend the disaster restoration and recovery services contracts for one year with Cotton Commercial USA, Inc. 5443 Katy Hockley Cut-off Road, Katy, Texas, as the primary and Blackmon Mooring, 10511 Kipp Way #400, Houston, Texas as the secondary. The original contracts were awarded in 2020 with the option of making annual renewals for an additional five years. This is the fifth extension. The original effective date for the contract was June 1, 2020.

The source of funding for contract-related expenses (if incurred) is the Education and General Fund budget. If incurred, expenditures for these services are expected to be in excess of \$50,000, which requires Board approval. Staff will notify the Board of Regents if the total for the year exceeds \$50,000.



Exhibit "A" 2024 Rate Schedule

I. Personnel Labor Rates:

The personnel labor classification("Classifications") and the classification hourly rates listed below ("Classification Hourly Rates") apply to any and all personnel engaged to fulfill the terms of the Agreement, these personnel may include but are not limited to the full time employees of Cotton Commercial USA, Inc. whether doing business on its own behalf or doing business as Advance Catastrophe Technologies, Full Circle Restoration, Target Solutions, or any other current or future DBA name ("Cotton"), temporary hires employed directly by Cotton, any personnel secured through subcontracted labor, or any personnel subcontracted by Cotton that falls into the labor categories below. Rates stated below are per person per hour.

Table with columns: Classification - Management, Classification Hourly Rates, Classification Hourly Rates. Rows include Project Consultant (PCS) at \$150.00, Project Coordinator (PC) at \$130.00, Project Manager (PM) at \$100.00, Health & Safety Officer (HSO) at \$95.00, Project Accountant (PA) at \$83.50, Assistant Project Manager (APM) at \$84.50, Project Administrative (PAA) at \$55.00, and various Restoration and Construction roles with their respective hourly rates.

B. Labor Considerations / Provisions:

- 1. All scheduled rates are per the first 40 hours worked in a week, based on a seven (7) day work week (Monday-Sunday). All hours worked in excess of 40 hours in a week will be billed at (1.5) times the normal rate schedule. Commencement of any new project Friday after 5:00PM is subject to 1.5 times normal rates. All hours will reset on Monday and subject to our normal hourly rates.
2. All holidays recognized by Cotton Commercial USA, Inc. ("Cotton") will be billed at (2) times the normal billing rates. Recognized holidays are New Years, Good Friday, Memorial Day, Independence Day, Labor Day, Thanksgiving, Christmas Eve, and Christmas. If applicable federal state, or local law requires recognition of holidays other than those recognized by Cotton, those additional holidays will be billed at (2) times the normal billing rate.
3. Cotton response personnel who are placed on stand-by by the Customer, either on site or at an offsite location, who remain dedicated exclusively to the Customer, will be billed at full rates for a minimum of four (4) hours per day. Lodging and per diem rates will also be billed for all personnel placed on stand-by.
4. Cotton reserves the right to adjust the pricing of all labor based on inflation and market conditions.
5. Travel time for personnel shall be billed to the contract at the scheduled rates. Project Consultants will be billed at 1/2 their rate.
6. The scheduled rates and provisions in Exhibit A (Rate Schedule), take into account Cotton's standard wage rates and overtime compensation practices paid to project workers. To the extent the work under a particular contract is subject to federal, state or local prevailing wage laws, Davis-Bacon Wages Act, minimum wage or minimum hour laws, overtime laws, collective bargaining agreements or labor shortage, which would modify Cotton standard rates and practices, Cotton will have the option to make adjustments in the hourly rates and other provisions stated above or invoice all wages at cost plus 30% on any and all of the classifications listed above.



Exhibit "A" 2024 Rate Schedule

- 7 Cotton reserves the right to mobilize one or more qualified safety officers to any emergency response project to oversee site safety. The quantity of safety officers mobilized to a project will be dependent on the scope of work to be performed and the necessity for safety personnel in each work location or zone. Safety officers will remain on site and work with response personnel for the duration of the project or until is mutually agreed upon by Cotton Management and authorized Customer Representatives that these services are no longer required.
- 8. Under certain circumstances, Cotton may need to engage additional personnel in the categories listed above. If the cost for this personnel exceeds our listed price, Cotton will charge the cost plus 30%.

II. EXPENSES / REIMBURSABLE

A. UNSCHEDULED / SPECIALTY WORK:

For any trade or service which Cotton does not provide or which is not scheduled in this Rate Schedule, the amount invoiced will be billed at cost plus 10% overhead and 10% profit.

B. TRAVEL, LODGING AND PER DIEM

Cotton shall be compensated for costs incurred for travel, lodging and per diem costs (" Incidental Costs ") for all workers assigned to the project. All Incidental Costs will be billed at actual cost plus 10% overhead and 10% profit added. If actual costs cannot be determined for any reason, such Incidental Costs shall be determined in accordance with the rates set by the United States General Services Administration, the Department of Defense, or the State Department, plus 10% overhead and 10% profit added. Standard Per Diem reimbursement is \$45.00. Due to regional costs, there will be a \$60.00 per diem rate paid to employees for projects in following states including but not limited to New York, New Jersey, Connecticut, Rhode Island, Massachusetts, New Hampshire, Nevada, Oregon, Washington, California, Maine, and Washington D.C. If it is necessary to use multiple hotels to house project personnel during a declared State of Emergency, Cotton will use the average nightly rate of up to three hotels that house project personnel (Cotton and/or subcontractors). The full average nightly rate will be charged for single occupancy and 50% of the average nightly rate per person will be charged for double occupancy.

C. FREIGHT / TRANSPORTATION FEES

Cotton shall be compensated for costs incurred for the transportation of equipment and materials to the site of work and for the transportation back of equipment and any remaining supplies and materials, upon completion of the work. All such costs shall be billed at actual cost plus 10% overhead and 10% profit mark-up thereon.

D. TAXES AND PERMITS

The rates contained in this schedule are exclusive of federal, state and local sales or use taxes, consumptions taxes, gross receipts tax, valued-added taxes, transaction taxes, turnover taxes, good and services taxes, or any other taxes that are similar to indirect tax in nature ("Taxes") and any applicable federal, state or local approval, consent, permit, license and/or order fees ("Fees") incidental to performance of the work. Cotton shall be reimbursed for all such Taxes and Fees incurred with respect to the project.

E. STATE OF EMERGENCY RESOURCE COORDINATION

Cotton reserves the right to pass all indirect costs associated with mobilization and management recovery services during an area wide event to Customers. Area wide event could include but are not limited to hurricanes, tropical cyclones, tornadoes, floods, and earthquakes. This cost will be five (5%) percent of the total of all labor, equipment, consumables, outside services, and reimbursable (excluding taxes) on each project managed by Cotton for the first sixty (60) days of the event.

F. BACKGROUND CHECKS / TESTING

Cotton shall be reimbursed the cost for any background investigation required of Cotton employees or Cotton subcontractors beyond the background investigation routinely conducted by Cotton. Additionally, Cotton shall be reimbursed the cost for any drug testing of Cotton employees or Cotton subcontractors required to be conducted prior to the commencement of a project.

G. PREMIUM WAGES

Cotton when working in and around high cost-of-living areas including but not limited to New York, New Jersey, Connecticut, Rhode Island, Massachusetts, New Hampshire, Nevada, Oregon, Washington, California, Maine, and Washington D.C., and internationally, a 25% premium will be applied to all listed labor rates in order to account for increased costs. This premium is the minimum and is subject to change. Any modifications to the multiplier will be submitted and become part of this agreement.

III. DOCUMENT RESTORATION SERVICES

Document drying costs will be determined per job for the following factors:

- Nature of Damage Moisture Saturation
- Degree of Char / Soot Residue Mold / Mildew / Infestation Smoke Odor
- Deodorization Requirements

Contamination Factors include Debris, Sewage, and/or Hazardous Materials Document Remediation Provision:

Labor, equipment, materials and other costs incurred in connection with document remediation will be billed in accordance with the appropriate schedules and provisions contained in the exhibit.



EXHIBIT A
Rate Schedule (cont.)

Equipment

Table with columns: Equipment Description, Unit, Daily. Lists various equipment items like Air Compressor, Air Scrubber, Barricade Fencing, Blower, Cart, Chainsaw, Electrical panels, Extraction Unit, Fogger, Generator, Hard Panel Containment System, etc.

Table with columns: Equipment Description, Unit, Daily. Lists various equipment items like PPE Package A/B, Pump, Sump, Respirator Protection, Saw, Scaffold, Shower Kit, Trailer, Truck, Vacuum, Washer, etc.

Drying Equipment Description

Table with columns: Equipment Description, Unit, Daily. Lists various drying equipment items like Air Mover, Injection Drying System, Dehumidifier Refrigerant, Desiccant Dehumidifier, etc.

Equipment Rental Considerations:

- 1. Unscheduled Rental Equipment
2. Unscheduled Purchased Equipment
3. If Cotton has offered weekly and/or monthly discounted equipment rates...
4. Scheduled Rental Equipment
5. Cotton Supplied Small Tools Charge
6. PPE Package Items
7. Weekly Rental Rates - Equipment
8. Cotton will charge an offsite debris disposal fee...
9. Cotton reserves the right to adjust the pricing of all equipment based on inflation and market conditions.



EXHIBIT A
Rate Schedule (cont.)

Consumables

Chemical Description

| Chemical Description | Unit | Rate |
|--|-------------|-------------|
| Alcohol, Isopropyl | Gal | \$ 55.21 |
| Carpet, Cleaner / Deodorizer | Gal | \$ 25.98 |
| Carpet, Defoamer | Gal | \$ 71.45 |
| Cleaner, Glass | Gal | \$ 19.49 |
| Cleaner, Glass Spray | Ea | \$ 10.85 |
| Degreaser, Light Duty | Gal | \$ 32.93 |
| Degreaser, Heavy Duty | Gal | \$ 58.46 |
| Deodorizing Gel / Block | Ea | \$ 73.61 |
| Deodorizing Liquid | Gal | \$ 86.60 |
| Deodorizing Odor Crystals | Gal | \$ 112.58 |
| Disinfectant / Biocide / Sporicide | Gal | \$ 74.95 |
| Disinfectant / Biocide Tablet | Ea | \$ 1.44 |
| Disinfectant / Bleach | Gal | \$ 12.45 |
| Floor Stripper | Gal | \$ 69.28 |
| Floor Wax | Gal | \$ 80.11 |
| Ice Melt - Granular | Lb | \$ 1.50 |
| Remover - Goof Off | Ea | \$ 98.20 |
| Remover - Carpet / Mastic | Gal | \$ 36.81 |
| Thermo Fog | Gal | \$ 177.53 |
| Furniture Polish | Ea | \$ 14.43 |
| Lubricant, Machinery | | |
| Preserver - Light | Gal | \$ 51.61 |
| Long Term Preserver - Heavy | Gal | \$ 64.10 |
| Stainless Steel Cleaner | Ea | \$ 17.14 |
| Sealant - Encapsulant, Asbestos | Gal | \$ 16.67 |
| Sealant - Encapsulant, Duct | Gal | \$ 95.26 |
| Sealant - Encapsulant, Odor | Gal | \$ 84.86 |
| Sealant - Encapsulant, Antifungal | Gal | \$ 166.71 |
| Spray Adhesive | Ea | \$ 9.20 |
| Wood Cream | Qt | \$ 35.00 |
| HVAC | | |
| Cleaner, HVAC Coil | Gal | \$ 86.60 |
| Lock Tight / Air Lock (grey) | 1/2 Gal | \$ 75.68 |
| Pre - Filter for HVAC Negative Air Machine | Ea | \$ 27.93 |
| Cube(Secondary) Filter for HVAC Negative Air Machine | Ea | \$ 68.20 |
| Precut Sheet Metal up to 24" x 24" | Ea | \$ 45.42 |

Material Description

| Material Description | Unit | Rate |
|---|-------------|-------------|
| Bags, Trash | RI | \$ 35.93 |
| Bags, Trash Environmental - 6ml | RI | \$ 184.03 |
| Brown Paper | RI | \$ 114.75 |
| Boot / Shoe Covers | Pr | \$ 1.75 |
| Box, Book / Freeze Dry | Ea | \$ 4.22 |
| Box, Dish Pack | Ea | \$ 7.04 |
| Box, Picture | Ea | \$ 18.60 |
| Box, Wardrobe | Ea | \$ 42.00 |
| Carpet mask 36" x 500' | RI | \$ 255.36 |
| Containment Boom | Ea | \$ 46.00 |
| Brush, Wire | Ea | \$ 5.41 |
| Brush, Grout | Ea | \$ 2.38 |
| Brush, Long Handle / Scrub | Ea | \$ 14.07 |
| Disposable Decontamination Chamber (Per room) | Ea | \$ 192.33 |
| Dust Mask | Ea | \$ 4.55 |

Material Description

| Material Description | Unit | Rate |
|--|-------------|-------------|
| Ducting, 20" Lay flat (6 mil) | Ft | \$ 1.50 |
| Ducting, 18" Lay flat (6 mil) | Ft | \$ 1.25 |
| Ducting, 12" Lay flat (6 mil) | Ft | \$ 1.00 |
| Ducting, 8" Lay flat (6 mil) | Ft | \$ 0.75 |
| Filter, Pre Filter for HEPA Vacuum | Ea | \$ 12.99 |
| Filter, HEPA for Hepa Vacuum | Ea | \$ 442.38 |
| Filter, Collection bag for HEPA Vacuum | Ea | \$ 10.83 |
| Filter, Rolled Material | Sf | \$ 3.22 |
| Filter, Pleated for Neg Air Machine | Ea | \$ 24.36 |
| Filter, Pre Filter for Neg Air Machine | Ea | \$ 2.33 |
| Filter, Charcoal for Neg Air Machine | Ea | \$ 34.64 |
| Filter, HEPA for Neg Air Machine | Ea | \$ 335.83 |
| Filter, Dehumidifier | Ea | \$ 13.40 |
| Floor Protectant, Ram Board | RI | \$ 119.08 |
| Furniture Blocks | Bx | \$ 114.75 |
| Furniture Pads | Bx | \$ 184.03 |
| Gloves, Cut Resistant | Pr | \$ 14.51 |
| Gloves, Surgical Latex / Nitrile | Bx | \$ 32.48 |
| Gloves, Work / Rubber / Leather | Pr | \$ 4.22 |
| Inventory Tags | Bx | \$ 46.55 |
| Mop Heads | Ea | \$ 8.40 |
| Pads, Floor Buffer - Round | Ea | \$ 10.85 |
| Pads, Floor Buffer - Rectangle | Ea | \$ 32.35 |
| Plastic FR Sheeting - Cordek | Ea | \$ 75.78 |
| Plastic Sheeting (20' x 100') 4 mil | RI | \$ 119.08 |
| Plastic Sheeting (20' x 100') - 6 mil FR | RI | \$ 281.45 |
| Painters Plastic | RI | \$ 55.00 |
| Poly Hangers | Ea | \$ 6.93 |
| Respirator Cartridge | Ea | \$ 22.73 |
| Scrub Pads / Sponge | Ea | \$ 3.50 |
| Sleeves, Cut Resistant | Pr | \$ 19.49 |
| Sponges, Soot Removal | Ea | \$ 2.77 |
| Spray Bottle w/ Trigger | Ea | \$ 5.41 |
| Sticky Mats 18" x 36" (30 Pads) | Ea | \$ 27.60 |
| Tape, Asbestos(Danger) | RI | \$ 25.00 |
| Tape, Caution | RI | \$ 18.40 |
| Tape, Duct(Teal) | RI | \$ 16.42 |
| Tape, Duct(Grey/White) | RI | \$ 11.91 |
| Tape, Double Sided (Containment) | RI | \$ 34.64 |
| Tape, Blue / painters | RI | \$ 14.94 |
| Tape, HVAC (Aluminum) | RI | \$ 47.63 |
| Tape, Box (Clear) | RI | \$ 7.14 |
| Tape, Box (Brown) | RI | \$ 16.24 |
| Tape, Preservation | RI | \$ 30.31 |
| Tarps | Sf | \$ 0.26 |
| Tyvek Suits - General / Mold / Dust | Ea | \$ 11.26 |
| Tyvek Suits - Chemical / Forensic | Ea | \$ 23.60 |
| Wipes, Cotton Cloth | Lb | \$ 5.45 |
| Wipes, Microfiber (25 Wipes) | Pkg | \$ 35.18 |
| Wipes, Lint Free / Anti Static | Pkg | \$ 36.81 |
| Wrap, Bubble / Anti Static(Small) | RI | \$ 281.45 |
| Wrap, Bubble / Anti Static(Large) | RI | \$ 107.32 |
| Wrap, Shrink | RI | \$ 54.13 |
| Zippers | Ea | \$ 13.53 |

Material Rate Considerations:

1. **Unscheduled Materials**

For materials not listed above, that are purchased for the project by Cotton, the rate invoiced to the Customer will be the rate charged to Cotton plus 10% overhead and 10% profit.

2. The foregoing prices shall be applied to all materials listed above that are utilized in the performance of the work whether shipped to the site from Cotton inventory, shipped directly to the site from Cotton's source, or purchased locally by Cotton.

3. Cotton reserves the right to adjust the pricing of all materials and consumables based on inflation and market conditions.

Consider Acceptance of the TRIO Upward Bound Grant for the 2024-2025 Academic Year

The Department of Education has notified the College that TRIO Upward Bound has been funded for the 2024-2025 Academic Year in the amount of \$309,505.00. The performance period is September 1, 2022 – August 31, 2027. The total amount for the performance period is \$916,611.00

The grant is funded to serve 60 potential first-generation, low-income students that attend Ball High School annually. The program must serve at least 2/3 of students that are both first generation and low income or are at high academic risk of failure or have a disability. This college preparation program must include academic instruction in mathematics through pre-calculus, laboratory science, foreign language, composition, and literature, along with other courses intended to prepare students for a rigorous high school program. Academic advising in pre-college course selection, college course selection, activities designed to acquaint participants with the range of career options, exposure to cultural, leadership and academic programs, college exam preparation, financial aid assistance, financial literacy, mental health counseling and workshops are offered. Internships, service learning projects, early admission/dual credit, and college bridge program are offered. A six-week academic component each summer is required for participants during the duration of their high school years in addition to the services provided during the academic year. The goal is to provide services to help students overcome barriers to successfully completing a high school diploma, and earn an Associates and or Bachelor's degree within 6 years after high school graduation.

It is recommended that the Board of Regents accept this grant award.



**US Department of Education
Washington, D.C. 20202**

P047A221158 - 24

GRANT AWARD NOTIFICATION

| 1 | RECIPIENT NAME Galveston College 4015 Avenue Q Galveston, TX 77550 | 2 | AWARD INFORMATION PR/AWARD NUMBER P047A221158 - 24 ACTION NUMBER 5 ACTION TYPE Continuation AWARD TYPE Discretionary | | | | | | | | | | | | | |
|----------------------|--|------------------------|---|---------------|--|------------------------|--|----------------------|---|---------------|---|-------------------------|--------------|---|-------------------------|--------------|
| 3 | PROJECT STAFF RECIPIENT PROJECT DIRECTOR Priselda Perez (409) 944-1253 pperez@gc.edu EDUCATION PROGRAM CONTACT Tara Lawrence (202) 260-1475 Tara.Lawrence@ed.gov EDUCATION PAYMENT HOTLINE G5 PAYEE HELPDESK 888-336-8930 obssed@servicenowservices.com | 4 | PROJECT TITLE 84.047A TRIO Upward Bound at Galveston College | | | | | | | | | | | | | |
| 5 | KEY PERSONNEL <table border="0"> <thead> <tr> <th align="left"><u>NAME</u></th> <th align="left"><u>TITLE</u></th> <th align="right"><u>LEVEL OF EFFORT</u></th> </tr> </thead> <tbody> <tr> <td>Priselda Perez</td> <td>Project Director</td> <td align="right">100 %</td> </tr> </tbody> </table> | | | <u>NAME</u> | <u>TITLE</u> | <u>LEVEL OF EFFORT</u> | Priselda Perez | Project Director | 100 % | | | | | | | |
| <u>NAME</u> | <u>TITLE</u> | <u>LEVEL OF EFFORT</u> | | | | | | | | | | | | | | |
| Priselda Perez | Project Director | 100 % | | | | | | | | | | | | | | |
| 6 | AWARD PERIODS <table border="0"> <tr> <td>BUDGET PERIOD</td> <td>09/01/2024 - 08/31/2025</td> </tr> <tr> <td>PERFORMANCE PERIOD</td> <td>09/01/2022 - 08/31/2027</td> </tr> </table> FUTURE BUDGET PERIODS <table border="0"> <thead> <tr> <th align="left"><u>BUDGET PERIOD</u></th> <th align="left"><u>DATE</u></th> <th align="right"><u>AMOUNT</u></th> </tr> </thead> <tbody> <tr> <td>4</td> <td>09/01/2025 - 08/31/2026</td> <td align="right">\$309,505.00</td> </tr> <tr> <td>5</td> <td>09/01/2026 - 08/31/2027</td> <td align="right">\$309,505.00</td> </tr> </tbody> </table> | | | BUDGET PERIOD | 09/01/2024 - 08/31/2025 | PERFORMANCE PERIOD | 09/01/2022 - 08/31/2027 | <u>BUDGET PERIOD</u> | <u>DATE</u> | <u>AMOUNT</u> | 4 | 09/01/2025 - 08/31/2026 | \$309,505.00 | 5 | 09/01/2026 - 08/31/2027 | \$309,505.00 |
| BUDGET PERIOD | 09/01/2024 - 08/31/2025 | | | | | | | | | | | | | | | |
| PERFORMANCE PERIOD | 09/01/2022 - 08/31/2027 | | | | | | | | | | | | | | | |
| <u>BUDGET PERIOD</u> | <u>DATE</u> | <u>AMOUNT</u> | | | | | | | | | | | | | | |
| 4 | 09/01/2025 - 08/31/2026 | \$309,505.00 | | | | | | | | | | | | | | |
| 5 | 09/01/2026 - 08/31/2027 | \$309,505.00 | | | | | | | | | | | | | | |
| 7 | AUTHORIZED FUNDING <table border="0"> <tr> <td>THIS ACTION</td> <td align="right">\$309,505.00</td> </tr> <tr> <td>BUDGET PERIOD</td> <td align="right">\$309,505.00</td> </tr> <tr> <td>PERFORMANCE PERIOD</td> <td align="right">\$916,611.00</td> </tr> </table> | | | THIS ACTION | \$309,505.00 | BUDGET PERIOD | \$309,505.00 | PERFORMANCE PERIOD | \$916,611.00 | | | | | | | |
| THIS ACTION | \$309,505.00 | | | | | | | | | | | | | | | |
| BUDGET PERIOD | \$309,505.00 | | | | | | | | | | | | | | | |
| PERFORMANCE PERIOD | \$916,611.00 | | | | | | | | | | | | | | | |
| 8 | ADMINISTRATIVE INFORMATION <table border="0"> <tr> <td>UEI</td> <td>QPEUR8N8KSU9</td> </tr> <tr> <td>REGULATIONS</td> <td>CFR PART 645 EDGAR AS APPLICABLE 2 CFR AS APPLICABLE</td> </tr> <tr> <td>ATTACHMENTS</td> <td>2, 3, 6, 8, 9, 11, 12, 13, 14, B OPE-3, GE1, GE2, GE3, GE4, GE5</td> </tr> </table> | | | UEI | QPEUR8N8KSU9 | REGULATIONS | CFR PART 645 EDGAR AS APPLICABLE 2 CFR AS APPLICABLE | ATTACHMENTS | 2, 3, 6, 8, 9, 11, 12, 13, 14, B OPE-3, GE1, GE2, GE3, GE4, GE5 | | | | | | | |
| UEI | QPEUR8N8KSU9 | | | | | | | | | | | | | | | |
| REGULATIONS | CFR PART 645 EDGAR AS APPLICABLE 2 CFR AS APPLICABLE | | | | | | | | | | | | | | | |
| ATTACHMENTS | 2, 3, 6, 8, 9, 11, 12, 13, 14, B OPE-3, GE1, GE2, GE3, GE4, GE5 | | | | | | | | | | | | | | | |
| 9 | LEGISLATIVE AND FISCAL DATA <table border="0"> <tr> <td>AUTHORITY:</td> <td>PL 102-325 IV HIGHER EDUCATION ACT OF 1965, AS AMENDED</td> </tr> <tr> <td>PROGRAM TITLE:</td> <td>TRIO - UPWARD BOUND</td> </tr> <tr> <td>CFDA/SUBPROGRAM NO:</td> <td>84.047A</td> </tr> </table> | | | AUTHORITY: | PL 102-325 IV HIGHER EDUCATION ACT OF 1965, AS AMENDED | PROGRAM TITLE: | TRIO - UPWARD BOUND | CFDA/SUBPROGRAM NO: | 84.047A | | | | | | | |
| AUTHORITY: | PL 102-325 IV HIGHER EDUCATION ACT OF 1965, AS AMENDED | | | | | | | | | | | | | | | |
| PROGRAM TITLE: | TRIO - UPWARD BOUND | | | | | | | | | | | | | | | |
| CFDA/SUBPROGRAM NO: | 84.047A | | | | | | | | | | | | | | | |



**US Department of Education
Washington, D.C. 20202**

P047A221158 - 24

GRANT AWARD NOTIFICATION

| FUND CODE | FUNDING YEAR | AWARD YEAR | ORG. CODE | CATEGORY | LIMITATION | ACTIVITY | CFDA | OBJECT CLASS | AMOUNT |
|-----------|--------------|------------|-----------|----------|------------|----------|------|--------------|--------------|
| 0201A | 2024 | 2024 | EP000000 | B | J07 | 000 | 047 | 4101C | \$309,505.00 |

10 PR/AWARD NUMBER: P047A221158 - 24
 RECIPIENT NAME: Galveston College
 PARTICIPANT NUMBER: 60
 GRANTEE NAME: GALVESTON COLLEGE
 4015 AVENUE Q,
 GALVESTON, TX 77550 - 7447
 PROGRAM INDIRECT COST TYPE: Training
 PROJECT INDIRECT COST RATE: 8%

TERMS AND CONDITIONS

(1) The Office of Management and Budget requires all Federal agencies to assign a Federal Award Identifying Number (FAIN) to each of their financial assistance awards. The PR/AWARD NUMBER identified in Block 2 is your FAIN. If subawards are permitted under this grant, and you choose to make subawards, you must document the assigned PR/AWARD NUMBER (FAIN) identified in Block 2 of this Grant Award Notification on each subaward made under this grant. The term subaward means:

1. A legal instrument to provide support for the performance of any portion of the substantive project or program for which you received this award and that you as the recipient award to an eligible subrecipient. (See 2 CFR 200.331(a))
2. The term does not include your procurement of property and services needed to carry out the project or program (The payments received for goods or services provided as a contractor are not Federal awards, see 2 CFR 200.501(f) of the OMB Uniform Guidance: "Uniform Administrative Requirements, Cost Principles, and Audit Requirements for Federal Awards").
3. A subaward may be provided through any legal agreement, including an agreement that you or a subrecipient considers a contract. (See 2 CFR 200.1)

(2) THE FOLLOWING ITEMS ARE INCORPORATED IN THE GRANT AGREEMENT:

- 1) THE RECIPIENT'S APPLICATION (BLOCK 2);
- 2) THE APPLICABLE EDUCATION DEPARTMENT REGULATIONS: 2 CFR PART 180, NONPROCUREMENT DEBARMENT AND SUSPENSION AS ADOPTED AT 2 CFR PART 3485; 2 CFR PART 200 AS ADOPTED AT 2 CFR 3474 (BLOCK 8), AND 34 CFR PARTS 75, 77, 79, 81, 82, 84, 86, 97, 98, 99; AND THE PROGRAM REGULATIONS SPECIFIED IN BLOCK 8; AND
- 3) THE SPECIAL TERMS AND CONDITIONS SHOWN AS ATTACHMENTS IN BLOCK 8 ON THE INITIAL AWARD APPLY UNTIL CHANGED.

THIS AWARD SUPPORTS ONLY THE BUDGET PERIOD SHOWN IN BLOCK 6. IN ACCORDANCE WITH 34 CFR 75.253, THE SECRETARY CONSIDERS, AMONG OTHER THINGS, CONTINUED FUNDING IF:

- 1) CONGRESS HAS APPROPRIATED SUFFICIENT FUNDS UNDER THE PROGRAM;
- 2) THE DEPARTMENT DETERMINES THAT CONTINUING THE PROJECT WOULD BE IN THE BEST INTEREST OF THE GOVERNMENT;
- 3) THE GRANTEE HAS MADE SUBSTANTIAL PROGRESS TOWARD MEETING THE GOALS AND OBJECTIVES OF THE PROJECT;
- 4) THE SECRETARY ESTABLISHED PERFORMANCE MEASUREMENT REQUIREMENTS FOR THE GRANT IN THE APPLICATION NOTICE, THE PERFORMANCE TARGETS IN THE GRANTEE'S APPROVED APPLICATION;
- 5) THE RECIPIENT HAS SUBMITTED REPORTS OF PROJECT PERFORMANCE AND BUDGET EXPENDITURES THAT MEET THE REPORTING REQUIREMENTS FOUND AT 34 CFR 75.118, 2 CFR 200.328 AND 200.329, AND ANY OTHER REPORTING REQUIREMENTS ESTABLISHED BY THE SECRETARY;

AND



**US Department of Education
Washington, D.C. 20202**

P047A221158 - 24

GRANT AWARD NOTIFICATION

6) THE GRANTEE HAS MAINTAINED FINANCIAL AND ADMINISTRATIVE MANAGEMENT SYSTEMS THAT MEET THE REQUIREMENTS IN 2 CFR 200.302, FINANCIAL MANAGEMENT, AND 2 CFR 200.303, INTERNAL CONTROLS.

IN ACCORDANCE WITH 2 CFR 200.308(c)(2) CHANGES TO KEY PERSONNEL IDENTIFIED IN BLOCK 5 MUST RECEIVE PRIOR APPROVAL FROM THE DEPARTMENT.

THE SECRETARY ANTICIPATES FUTURE FUNDING FOR THIS AWARD ACCORDING TO THE SCHEDULE IDENTIFIED IN BLOCK 6. THESE FIGURES ARE ESTIMATES ONLY AND DO NOT BIND THE SECRETARY TO FUNDING THE AWARD FOR THESE PERIODS OR FOR THE SPECIFIC AMOUNTS SHOWN. THE RECIPIENT WILL BE NOTIFIED OF SPECIFIC FUTURE FUNDING ACTIONS THAT THE SECRETARY TAKES FOR THIS AWARD.

- (3) Unless this grant solely funds research, you must comply with new regulations regarding awards to faith-based organizations (FBOs) that provide beneficiary services under this grant or under a contract you award to provide beneficiary services under this grant. These new regulations clarify the rights of FBOs and impose certain duties on FBOs regarding the referral of beneficiaries they serve. See 34 CFR 75.52, 75.712-75.714, appendix A to part 75, and 2 CFR 3474.15. The Department has established a web page that provides guidance on the new regulations, including FAQs and other implementation tools, which is available at <http://www2.ed.gov/policy/fund/reg/fbci-reg.html>. If you have any questions about these regulations, please contact the Education Program Contact identified in Block 3 of this GAN.
- (4) Reimbursement of indirect costs is subject to the availability of funds and statutory and regulatory restrictions. The negotiated indirect cost rate agreement authorizes a non-Federal entity to draw down indirect costs from the grant awards. The following conditions apply to the below entities.

A. All entities (other than institutions of higher education (IHE))

The GAN for this grant award shows the indirect cost rate that applies on the date of the initial grant for this project. However, after the initial grant date, when a new indirect cost rate agreement is negotiated, the newly approved indirect cost rate supersedes the indirect cost rate shown on the GAN for the initial grant. This new indirect cost rate should be applied according to the period specified in the indirect cost rate agreement, unless expressly limited under EDGAR or program regulations. Any grant award with an approved budget can amend the budget to account for a change in the indirect cost rate. However, for a discretionary grant award any material changes to the budget which may impact the scope or objectives of the grant must be discussed with the program officer at the Department. See 34 CFR 75.560 (d)(3) (ii) (part 75 of EDGAR).

B. Institutions of higher education (IHE)

Under 2 CFR part 200, Appendix III, Indirect (F&A) Costs Identification and Assignment, and Rate Determination for Institutions of Higher Education (IHEs), the Department must apply the negotiated indirect cost rate in effect on the date of the initial grant award to every budget period of the project, including all continuation grants made for this project. See 2 CFR Part 200, Appendix III, paragraph C.7. Therefore, the GAN for each continuation grant will show the original indirect cost rate and it applies to the entire period of performance of this project. If the indirect cost rate agreement that is applicable to this grant does not extend to the end of the grant's project period, the indirect cost rate set at the start of the project period must still be applied to the end of project period regardless of the fact that the rate has otherwise expired.

- (5) In order for a grantee to receive a non-competing continuation award, a project must demonstrate substantial progress. For an Upward Bound project to meet the criterion for substantial progress, the project must serve the statutory requirement of two-thirds of participants being low-income, potential first-generation college students; and must serve 85% of the number of participants the project was funded to serve during each budget period.



**US Department of Education
Washington, D.C. 20202**

P047A221158 - 24

GRANT AWARD NOTIFICATION

DANA FOREMAN Digitally signed by DANA FOREMAN
Date: 2024.05.15 11:54:08 -04'00'

AUTHORIZING OFFICIAL

DATE


Ver: 1

Consider Ratifying Acceptance of Increase in U. S. Department of Education
2023-24 Federal Grant Award – (Perkins) Career and Technical Education – Basic Grants

The Texas Higher Education Coordinating Board notified the College that it would receive an increase of \$39,686 for the (Perkins) Career and Technical Education – Basic Grants. This increase is part of the 2023-24 grant reallocation. The original amount of the award was \$162,075. With the increase, the amended amount totals \$201,761 for the term of the grant.

It is recommended that the Board of Regents accept the increase in this grant award.

Amendment to Notice of Federal Grant Award to Galveston College

| | |
|---|--|
| Grantee's Name and Address: Galveston College 4015 Avenue Q Galveston, TX 77550 | Federal Grant Title: Career and Technical Education - Basic Grants |
| | CFDA: 84.048A |
| | Federal Grant Award Number: 2442020271 |
| Amended Amount: an increase of \$39,686.00 | Term of Grant: 9/18/2023 to 8/31/2024 All funds must be expended by: 8/31/2024 |
| | Federal Grant Funding Agency: Department of Education |
| | Research and Development? No |
| | UEI No: QPEUR8N8KSU9 |
| Payment Method: Reimbursement | Congressional District Location: 14 Congressional District Place of Performance: 14 |
| Authority: P.L. 115-224, 20 USC 2301 et seq. "Strengthening Career and Technical Education for the 21st Century Act. | |
| <p>It is mutually understood and agreed by and between the undersigned contracting parties to amend said Notice of Grant Award as follows:</p> <p>Pursuant to the Revised Application for Reallocation submitted and signed by your institution, such Application constituted an offer which is herein accepted by the Coordinating Board to form a binding agreement. As such, the Revised Application for Reallocation is herein incorporated by reference and made part of this Grant Award.</p> <p>Amend original Amount of Award of \$162,075.00 to increase by \$39,686.00 as part of the Reallocation of 2023-2024 Perkins Basic Reallocation. The agreed Amended Amount of the Award is \$201,761.00.</p> <p>APPROVAL:</p> <p>The parties signing below accept this amendment. All work performed shall be to the satisfaction of the THECB. All other terms and conditions not hereby amended are to remain in full force and effect.</p> | |
| Signed by THECB Official: | Signed by Grantee Official: |
| David Troutman, Deputy Commissioner Academic Affairs |  Myles Shelton, Ph.D., President |
| Date: | Date: 5/22/2024 |

Consider Approval of Proposal for Moody Gardens Hotel Room and Catering Contract for the 2025 Women In Industry Conference

Staff requests approval of this proposal to host the 6th Annual Women In Industries Conference on April 2, 2025, at Moody Gardens Hotel, Spa, and Conference Center. This conference will provide information about high-wage, high-demand jobs in the petrochemical and construction fields. Participants will hear from women in the industry about specific careers and what it takes to obtain a position in that field and get college information regarding classes, financial aid, degrees, and certificates in the petrochemical and construction fields.

This proposal would be considered a sole source since Moody Gardens is the only location in Galveston with the large spaces needed to hold over 1,100 attendees and the smaller spaces needed for breakout sessions. Other venues on the island were considered, but none of them could accommodate the conference's needs.

The funding source for this project is corporate sponsorships and ticket sales.

| Program | Services | Vendor | Cost | Funding Source |
|------------------------------------|---|--|---|---|
| Technical & Professional Education | Meeting Rooms <ul style="list-style-type: none"> • Floral-A1 • Floral-A2 • Expo Office • Expo Reg Desk • Prefunction • South Lobby • Expo-A1 • Expo-A2 • Expo-A3 • Expo-B • Expo C • Hib/Daf • Iris-Wisteria • Tulip • Bluebonnet-Jasmine • Orchid-Rose • Expo-A4 • North Lobby • Garden Cay • Expo Reg Desk • Expo Office • Prefunction • Expo-A1 • Expo-A2 • Expo-A3 • Ivy Catering Audio/visual Services Total Costs | Moody Gardens Hotel, Spa & Conference Center Seven Hope Blvd, Galveston, Texas 77554 1-409-741-8484 | \$120,000 \$ 22,000 \$142,000 | Corporate Sponsorships and ticket sales |



Moody Gardens Hotel Room and Catering Contract
 Seven Hope Blvd, Galveston, Texas 77554
 1-409-741-8484
 Reservations: 1-409-683-1299

Today's Date: Thursday, June 6, 2024 **Booking Number:** 6837
Name of Group: GC Women In Industry Conference
Meeting Name: Women in Industry Conference 2025
Name of Contact: Vera Lewis-Jasper
Address of Contact: 4015 Avenue Q, GALVESTON, TX 77550

| | | |
|---------------------------------------|-------------------------------------|---|
| Phone: 404.520.0757 | Email: vlewis@gc.edu | Number People: 1500 |
| Arrival: Tuesday April 1, 2025 | | Departure: Wednesday April 2, 2025 |
| Sales Manager: Cindi Smith | Catering Manager: Tina Eason | Room Nights: 123 |

ACCOMODATION DETAILS

| Guest Rooms | Apr 1, 2025 |
|--|--------------------|
| Run of House | 100 |
| VIP Suite Queen Bedroom 307/Parlor 305 | 1 |
| VIP Suite adjoining King Bedroom 301 | 1 |

| Guest Rate | Apr 1, 2025 |
|--|--------------------|
| Run of House | 169.00 |
| VIP Suite Queen Bedroom 307/Parlor 305 | 169.00 |
| VIP Suite adjoining King Bedroom 301 | 169.00 |

ACCOMMODATIONS: We, Moody Gardens, Inc. (the "Hotel"), will compliment one (1) room with every fifty (50) rooms used, minus any discounted rooms or other complimentary rooms, based on your total pick-up. The Hotel may, at its sole discretion and based upon availability, upgrade VIP's up to and including a standard suite or a junior suite at the group rate. The Hotel provides complimentary wireless internet access throughout the property, including the guest rooms Complimentary self-parking is available for all guests or valet parking is available for \$22.00 for overnight, \$10.00 for garage self-parking and \$6.50 for day parking. Group rates are available two (2) days before and after the above-referenced Guestroom Block dates, based upon availability.

ROOM BLOCK ATTRITION: This Sales Contract (the "Agreement") between the Hotel and the group (as listed above and referred to as the "Group") is based on the number of room nights contracted. Should the actual number of rooms reserved, i.e., the room pickup, be less than 80% of the contracted room nights above, an attrition charge, based on the group rate, \$169.00 per room, times the number of rooms needed to reach 80% will be posted to your master account and Group agrees to promptly pay such amount to Hotel.

| | |
|-------------------------|------------------------|
| RESERVATIONS BY: | Individual Call In |
| CUTOFF DATE: | Tuesday March 11, 2025 |

All reservations received after this cut off date will be accepted on a space available basis and only at the Hotel's then prevailing Best Available Rate. Group rate may not be available.

IMPORTANT: On individual reservations, all reservations **must** be guaranteed by a major credit card and will be charged for the first night's room and tax seventy-two (72) hours prior to the scheduled date of arrival. Cancellations of such individual reservations **must** be made seventy-two (72) hours prior to arrival or one (1) night's room and tax will be charged on the provided credit card as a penalty. If Group would prefer to send a rooming list for all rooms, this must be sent before the cutoff date listed above.

CHECK-IN TIME: 4:00 pm

CHECK-OUT TIME: 12:00 pm (NOON)

Additional accommodations for varying check-in and check-out times for Groups will not be made without prior written consent from the Hotel. Hotel, at its discretion, may charge additional fees if a Group fails to observe and comply with the Check-Out time. Baggage storage for early arrival is available for a small handling fee.

SCHEDULE OF EVENTS

| Date | Start Time | End Time | Function | Room Name | AGR | Room Rental |
|-------------|------------|----------|------------------------|--------------------|------|-------------|
| Apr 1, 2025 | 07:00am | 04:00pm | Meeting | Ivy | 1500 | \$0.00 |
| Apr 1, 2025 | 07:00am | 04:00pm | | Vine | 1500 | \$0.00 |
| Apr 1, 2025 | 08:00am | 06:00pm | Meeting | Floral-A1 | 200 | \$0.00 |
| Apr 1, 2025 | 08:00am | 06:00pm | Meeting | Floral-A2 | 200 | \$0.00 |
| Apr 1, 2025 | 08:00am | 06:00pm | | Training Room | 1500 | \$0.00 |
| Apr 1, 2025 | 01:00pm | 07:00pm | Office | Expo Office | 3 | \$0.00 |
| Apr 1, 2025 | 01:00pm | 07:00pm | Registration | Expo Reg Desk | 3 | \$0.00 |
| Apr 1, 2025 | 01:00pm | 07:00pm | Setup | Prefunction | 100 | \$0.00 |
| Apr 1, 2025 | 01:00pm | 07:00pm | Setup | South Lobby | 150 | \$0.00 |
| Apr 1, 2025 | 01:00pm | 07:00pm | Meeting | Expo-A1 | 300 | \$0.00 |
| Apr 1, 2025 | 01:00pm | 07:00pm | Meeting | Expo-A2 | 300 | \$0.00 |
| Apr 1, 2025 | 01:00pm | 07:00pm | Meeting | Expo-A3 | 300 | \$0.00 |
| Apr 1, 2025 | 01:00pm | 07:00pm | Exhibits | Expo-B | 150 | \$0.00 |
| Apr 1, 2025 | 01:00pm | 07:00pm | Setup | Expo C | 1200 | \$0.00 |
| Apr 1, 2025 | 01:00pm | 07:00pm | Meeting | HibDaf | 40 | \$0.00 |
| Apr 1, 2025 | 01:00pm | 07:00pm | Meeting | Iris-Wisteria | 40 | \$0.00 |
| Apr 1, 2025 | 01:00pm | 07:00pm | Meeting | Tulip | 20 | \$0.00 |
| Apr 1, 2025 | 01:00pm | 07:00pm | Meeting | Bluebonnet-Jasmine | 50 | \$0.00 |
| Apr 1, 2025 | 01:00pm | 07:00pm | Meeting | Orchid-Rose | 50 | \$0.00 |
| Apr 1, 2025 | 05:00pm | 07:00pm | Meeting | Expo-A4 | 300 | \$0.00 |
| Apr 1, 2025 | 05:00pm | 07:00pm | Setup | North Lobby | 10 | \$0.00 |
| Apr 1, 2025 | 06:30pm | 08:30pm | Reception | Garden Cay | 60 | \$0.00 |
| Apr 2, 2025 | 06:45am | 06:00pm | Registration | Expo Reg Desk | 10 | \$0.00 |
| Apr 2, 2025 | 07:00am | 04:00pm | Meeting | Vine | 1500 | \$0.00 |
| Apr 2, 2025 | 08:00am | 06:00pm | Office | Expo Office | 3 | \$0.00 |
| Apr 2, 2025 | 08:00am | 06:00pm | Break | Prefunction | 100 | \$0.00 |
| Apr 2, 2025 | 08:00am | 06:00pm | Meeting | Expo-A1 | 150 | \$0.00 |
| Apr 2, 2025 | 08:00am | 06:00pm | Meeting | Expo-A2 | 150 | \$0.00 |
| Apr 2, 2025 | 08:00am | 06:00pm | Meeting | Expo-A3 | 150 | \$0.00 |
| Apr 2, 2025 | 08:00am | 06:00pm | Exhibits | Expo-B | 150 | \$0.00 |
| Apr 2, 2025 | 08:00am | 06:00pm | Lunch | Expo C | 1200 | \$0.00 |
| Apr 2, 2025 | 08:00am | 06:00pm | Meeting | HibDaf | 40 | \$0.00 |
| Apr 2, 2025 | 08:00am | 06:00pm | Meeting | Iris-Wisteria | 40 | \$0.00 |
| Apr 2, 2025 | 08:00am | 06:00pm | Meeting | Expo-A4 | 150 | \$0.00 |
| Apr 2, 2025 | 08:00am | 06:00pm | Setup | North Lobby | 10 | \$0.00 |
| Apr 2, 2025 | 08:00am | 06:00pm | Meeting | Tulip | 20 | \$0.00 |
| Apr 2, 2025 | 08:00am | 06:00pm | Meeting | Floral-A1 | 200 | \$0.00 |
| Apr 2, 2025 | 08:00am | 06:00pm | Meeting | Floral-A2 | 200 | \$0.00 |
| Apr 2, 2025 | 08:00am | 06:00pm | Meeting | Bluebonnet-Jasmine | 50 | \$0.00 |
| Apr 2, 2025 | 08:00am | 07:00pm | Meeting | Orchid-Rose | 50 | \$0.00 |
| Apr 2, 2025 | 08:00am | 06:00pm | Meeting ¹⁰⁴ | Ivy | 35 | \$0.00 |

| | | | | | | |
|-------------|---------|---------|---------|---------------|------|--------|
| Apr 2, 2025 | 08:00am | 06:00pm | Meeting | Training Room | 30 | \$0.00 |
| Apr 2, 2025 | 11:45am | 12:45pm | Lunch | Expo C | 1400 | \$0.00 |
| Apr 2, 2025 | 02:30pm | 03:00pm | Break | South Lobby | 700 | \$0.00 |

Based on this agenda we will compliant your meeting space with a total of 50 sleeping room nights and a minimum of \$80,000.00 in catered food and beverage;there will be a \$300.00 charge for every 25 rooms less than the 70 sleeping rooms. There will be a one time setup fee of \$500.00

**Specific meeting rooms cannot be guaranteed and are subject to change*
 The Hotel guarantees food prices three (3) months from first day of the group.

| | | | |
|--|----|-----|---|
| STATE AND LOCAL TAXES: 15% ON ROOMS; 8.25% ON FOOD. Rates are subject to change. | | | |
| Tax Exempt: | No | Yes | If yes, please send Hotel a copy of exemption form. |

*Please note, tax exemptions cannot be accommodated until Hotel receives the appropriate tax exemption form.

CATERING SERVICES: Your food and beverage commitment will include all agreed-upon details in regards to your banquet set up, full menu pricing per person before tax (Hotel guarantees food prices three (3) months from first day of the group) and estimated final bill. If you selected specific colors for your linens, these costs will be added to your contract at market pricing. The hotel does not allow outside catering, miscellaneous food items and beverages to be brought into the meeting rooms or pre-function space. If the space is left excessively dirty, there will be a \$500.00 cleaning fee.

SERVICE CHARGE: 22% on all catered functions. Rates are subject to change.

BANQUET FUNCTION SPACE: The Hotel charges for the use of its function space. However, the Hotel has guidelines pursuant to which it may provide some function space on a complimentary basis. The amount of complimentary function space provided will be directly related to the number of guestrooms utilized and/or the amount of food and beverage in conjunction with the amount of space needed. In accordance with Group requirements, Hotel will place a tentative hold on the space and guest rooms.

There is a fee for each vendor table (6ft.) with two chairs and an separate fee for electrical for vendors. There is a drayage fee for vendors shipping packages to the hotel.

AUDIO VISUAL: Unless the Group receives written consent from the Hotel prior to their stay (which may be granted or withheld in Hotel’s sole discretion), Group agrees to work exclusively with Encore, the Hotel’s in-house audio visual provider. Encore will contact the Group and bill separately for all services provided. If your group decides to use a third party for all audio-visual equipment, a 15% surcharge will be billed with all other charges.

OPTION DATE: This Agreement must be signed and returned to the Hotel by **06/07/2024** or all commitments are released and details outlined are no longer valid or applicable.

| | | | | | | |
|---------------------------|--------------|-----|--------------|-----|-------------|-----|
| METHOD OF PAYMENT: | Direct Bill: | ___ | Credit Card: | ___ | Cash/Check: | ___ |
|---------------------------|--------------|-----|--------------|-----|-------------|-----|

All estimated charges presented will presume payment via Direct Bill, Cash, Check or Wire Transfer. Payments by credit card will require a 3.5% administration charge in addition to the total due. This includes all Catering Services as well as Hotel Rooms paid for by the group directly.

BILLING PROCEDURES: Unless direct billing has been established, Group will pay a deposit equal to \$1000.00 Fifty percent (50%) of the Deposit must be made three (3) months’ prior to the scheduled arrival date, with the remaining fifty percent (50%) balance of the Deposit due two (2) weeks prior to the scheduled arrival date. Hotel offers direct billing to groups with

an approved credit application by Hotel's accounting department based upon credit history. Any outstanding balance of the master account will be due and payable upon receipt of invoice. If payment is not received within thirty (30) days, a finance charge of one and one-half percent per month (18% percent annual rate.) or the maximum allowed by law, whichever is less, will be added to the unpaid balance commencing on the invoice date.

CANCELLATION FEES: If cancellation of the entire Group becomes necessary within ninety (90) days of arrival, Group is subject to and liable for cancellation fees equal to the total estimated room charges and catering revenue. If cancellation becomes necessary between ninety-one (91) days and one hundred eighty (180) days prior to arrival, Group is subject to and liable for cancellation fees equal to seventy-five (75%) of estimated room charges and catering revenue. If cancellation becomes necessary between one hundred eighty-one (181) days and two hundred seventy (270) days prior to arrival, Group is subject to and liable for cancellation fees equal to fifty percent (50%) of estimated room charges and catering revenue. If cancellation becomes necessary between two hundred seventy-one (271) days and three hundred sixty-five (365) days prior to arrival, Group is subject to and liable for cancellation fees equal to twenty-five (25%) of estimated room charges and catering revenue. If cancellation becomes necessary between twelve (12) and twenty-four (24) months prior to arrival, Group is subject to and liable for cancellation fees equal to ten percent (10%) of estimated room charges and catering revenue. To avoid forfeiture of deposits paid or cancellation fees, the Hotel **must** receive written notice of cancellation at least two years prior to the arrival date. Hotel may apply any and all deposits received from the Group towards cancellation charges.

In the unlikely event that the Group must cancel this event, the Hotel agrees to allow Group to utilize up to fifty percent (50%) of any cancellation fees paid as an advance deposit towards a future event to be held within one (1) year of Group's original arrival date. Said monies shall be applied at a rate of \$.50 per dollar consumed.

FORCE MAJEURE: Neither party is liable for any failure to perform its obligation under this Agreement due to causes beyond its reasonable control including, but not limited to, acts of God, war, government regulation, acts of civil or military authority, acts or threats of terrorism, natural or weather related disaster, pandemic, civil disorder, or any other emergency of a comparable nature beyond the parties' control, making it impossible, illegal, or materially affects a party's ability to perform its obligation under this sales contract. It is provided that this Agreement may be terminated for any one or more of such reasons by written notice from one party to the other without liability. Any deposits made shall be refunded by check to Group within thirty (30) days of the Force Majeure event occurring.

IN-HOUSE EQUIPMENT: The Hotel will provide at no charge a reasonable amount of meeting equipment, i.e., chairs, linens, etc. Upgraded equipment and linens are available for a charge. Hotel will provide note pads, pens, hard candies and water stations in each meeting room at a central location unless otherwise noted.

INSURANCE: The Hotel and Group shall obtain and maintain evidence of insurance upon request in amounts sufficient to provide coverage of any liabilities which may reasonably arise out of or result from the respective obligations pursuant to this Agreement.

INDEMNIFICATION: Group hereby agrees to indemnify, defend and hold Hotel, The City of Galveston, The Park Board of Trustees of the City of Galveston and The Moody Foundation harmless from and against any and all loss, liability, cost or damages resulting from actual or threatened claims or causes of action directly or indirectly arising out of or caused by the negligence, gross negligence or intentional misconduct of the Group or its respective officers, directors, employees and agents, contractors, members or participants (as applicable) provided that with respect to officers, directors, employees and agents, such individuals are acting within the scope of their employment or agency, as applicable. The Hotel shall not have waived or be deemed to have waived, by reason of this paragraph, any defense which it may have with respect to such claims.

GOVERNING LAW: This Agreement is governed by the laws of the State of Texas. Any dispute related to the subject matter of this Agreement shall be brought exclusively in a court of competent jurisdiction in Galveston County, Texas.

COMPLIANCE WITH LAWS: Both the Group and Hotel agree to comply with all applicable US, Federal, State and Local laws governing the Agreement and the event, including rules, regulations or requests of the US Department of Homeland Security.

NOTICE: Any notice required or permitted by the terms of this Agreement must be in writing. Notice may be sent via Email and will be considered effective as the date and time the email was sent.

ENTIRE AGREEMENT: This Agreement constitutes the entire agreement of the parties and supersedes all prior negotiations, representations, or agreements. This Agreement may only be modified in writing and signed by both the Hotel and the Group.

WAIVER: If either party agrees to waive its right to enforce any term of this Agreement, it does not waive the right to enforce any other terms of this Agreement. Further if any provision of this Agreement is deemed invalid or unenforceable, that provision shall be struck and remaining provisions of this Agreement shall remain enforceable.

AUTHORIZATION, ACKNOWLEDGEMENT AND APPROVAL: The undersigned agrees and acknowledges that the contents of the Agreement meet with my approval. The undersigned represents and warrants that he/she is an authorized representative of the Group and this Agreement shall be binding and enforceable against the Group. I consider all arrangements definite and confirmed as stated herein. This Agreement is effective upon the date signed below.

ACCEPTED AND AGREED TO:

GM Signature: _____
GM Name: Leon Garrison
Sales Manager Signature: _____
Sales Manager Name: Cindi Smith
Date: _____

Client Signature: _____
Client Name: Vera Lewis-Jasper
Title: _____
Date: _____

Consider Ratifying Appointment of Full-time Instructor

It is recommended that the following individual be appointed to the position indicated and that the Board ratify the contractual appointment:

Mr. Floyd Holder IV, Government Instructor

An annual salary rate of \$59,200 will be prorated beginning August 16, 2024.

Education: B.S. in Geography from Texas State University, Masters of Public Administration from Texas State University, Masters of Arts in Political Science from Texas Tech University, Masters of Science in Geography from Texas Tech University.

Experience: History Lecturer, Texas A&M University-Kingsville; Adjunct Lecturer-Political Science, Lone Star College; Social Sciences Lecturer, Western Texas College; Assistant Professor in Social Sciences, Western Texas College; Associate Professor in Social Sciences, Western Texas College; Professor in Social Sciences, Western Texas College.

Consider Nomination and Election of Board Officers for 2024-2026 Term

The Board will nominate and then elect officers for the 2024-2026 term.