

**REGULAR BOARD OF EDUCATION MEETING
COMMUNITY HIGH SCHOOL DISTRICT 94
August 20, 2019 - 7:00 PM**

**DISTRICT ADMINISTRATIVE CENTER
326 JOLIET STREET
WEST CHICAGO, IL 60185**

A G E N D A

OPENING ACTIVITIES

1. Call to Order
 2. Salute to the Flag
 3. Reading of Mission Statement
Lynn Casey-Maher
"Community High School strives to promote and provide growth experiences in Learning, Leadership and Living."
 4. Roll Call
 5. Additions to the Agenda - (Voice Vote)
-
-

RECOMMENDED MOTION: That the Board of Education approve the addition of the topics shown above to this agenda.

PUBLIC PARTICIPATION

ADMINISTRATIVE REPORTS AND INFORMATION

1. Superintendent's Report
Moses Cheng
a. FOIA's 6
2. Director of Human Resources Report
Cheryl Moore
3. Principal's Report
Will Dwyer
4. Director of Business Services Report
Dan Oberg
a. Tentative 2019-20 School Budget 7
5. Committee and Representative Reports
 - a. Communications
 - b. Education
 - c. Facilities
 - d. Facility & Finance
 - e. Finance
 - f. Human Resources

- g. Policy
- h. SASSED
- i. Other
- 6. Future Dates
 - a. Board Retreat - August 29, 2019
 - b. Regular Board of Education Meeting - September 17, 2019
 - c. Regular Board of Education Meeting - October 15, 2019
- 7. Open Comment - Board Members
Board Members
- 8. Future Issues

CONSENT AGENDA (Roll Call)

- 1. Items Removed from Consent Agenda for Separate Action
-
-

- 2. Consent Agenda Action for All Items Except Those Listed in 1. Above
 - a. RECOMMENDED MOTION: That the Board of Education approve all items on the Consent Agenda which have not been specifically removed for separate actions as shown on line 1. immediately above.

CONSENT AGENDA ITEMS - RECOMMENDED ACTION:

- 1. Approval of Minutes
 - a. Regular Board of Education Meeting - July 16, 2019 85
 - b. Closed Session Board of Education Meeting - July 16, 2019 - At Table
 - c. Special Board of Education Meeting - August 14, 2019 91
 - 1. RECOMMENDED MOTION: That the Board of Education approve the minutes of the meeting(s) as listed above.
- 2. Approval of Financials
 - a. Approve Current Expenditures 92
 - b. Imprest Fund Statement 118
 - c. Treasurer's Report 120
 - d. Statement of Position/Financial Report 121
 - e. Statement of Revenue/Expenditures YTD Ending July 31, 2019 122
 - f. 3-Year Budget/Actual Report 123
 - g. Grant Reports 125
 - h. Petty Cash Fund Report 127
 - i. Student Activity Account Fund Balance 128
 - j. New Vendors Monthly Report 131
 - k. Quarterly Financial Reports
 - l. Referendum Revenue and Expenditure Report 132
 - m. Board Expenses
 - 1. RECOMMENDED MOTION: That the Board of Education approve the expenditures from July 11, 2019 to August 14, 2019 and accept the financial reports.

OLD BUSINESS:

NEW BUSINESS:

1. Personnel Report - (Roll Call)

136

The Personnel Report consists of:

- The employment of 1 certified staff effective August 9, 2019
- The employment of 1 certified staff effective November 22, 2019
- The employment of 3 non-certified staff effective August 9, 2019
- The employment of 1 non-certified staff effective August 26, 2019
- The resignation of 1 certified staff effective May 29, 2019
- The resignation of 2 non-certified staff effective August 1, 2019
- The resignation of 1 non-certified staff effective August 23, 2019
- The leave of absence of 2 certified staff
- The employment of 5 coaches effective August 12, 2019
- The employment of 1 coach effective November 4, 2019
- The employment of 1 coach effective November 25, 2019
- The employment of 1 coach effective January 20, 2020
- The employment of 1 sponsor effective August 9, 2019
- The resignation of 1 coach effective July 16, 2019
- The resignation of 1 coach effective July 18, 2019
- The resignation of 1 coach effective August 9, 2019
- Request for additional FTE's
 - a. RECOMMENDED MOTION: That the Board of Education approve the Personnel Report.

2. Separation of Employment - (Roll Call)

- a. RECOMMENDED MOTION: That the Board of Education accept the following resignations:

1. Gabriela Aguilar, Program Assistant/Special Education Division, effective August 1, 2019
2. Jack Rustman, Teacher/Physical Development Division, effective May 29, 2019
3. Richard Mlot, Program Assistant/Special Education Division, effective August 1, 2019
4. Peter Conrad, Deans' Assistant/Deans Office, effective August 23, 2019

3. Student Parking Fees - (Roll Call)

Parking has been significantly impacted by the ongoing construction at the school. Contractors have reserved over 80 spaces to accommodate materials and equipment for staging. Additionally, there will be over 50 contractors arriving at the school throughout the year for construction. In order to accommodate parking needs, lots previously reserved for paid permit parking for students have been opened to contractors and overflow visitors. As such, enforcement of paid permit parking for students will be difficult to manage consistently. The Administration will monitor parking during construction process. Once construction has been completed and the district office has moved back to the school building, the Administration will review the parking situation and reinstate fees if appropriate.

- a. RECOMMENDED MOTION: That the Board of Education suspend the student parking fee with the Administration reinstating such fee when construction is completed if appropriate.

4. Cambridge Educational Services - (Roll Call)

138

The PSAT 8 is given to all incoming Freshman, currently 8th graders, in the Fall. The test is used in the process of academic placement and gives an academic baseline for our students.

- a. RECOMMENDED MOTION: That the Board of Education approve the renewal of Cambridge Educational Services.

5. Hudl - (Roll Call) 139

Hudl is the primary mode of video sharing in the conference between coaches and scouts. The West Chicago Athletic Department has been utilizing Hudl for the past 8+ years for football, boys basketball, girls basketball, boys soccer and wrestling. Moving forward, the Hudl Athletic Director package combines the multiple invoices we used to receive into one and allows for a wide array of sports to join and begin to use the tools that were only available to those specific sports before.

- a. RECOMMENDED MOTION: That the Board of Education approve the renewal of the Hudl contract.

6. Student Travel: Softball Spring Break to Orlando, Florida- (Roll Call) 140

In compliance with Policy 6:240 - Field Trips and Recreational Class Trips - the proposed trip for the Softball Team qualifies as Optional Student Travel. The Softball Team is requesting a trip to Orlando, Florida, which is beyond a 250 mile radius of West Chicago Community High School.

- a. RECOMMENDED MOTION: That the Board of Education approve Optional Student Travel for the Softball Team to Orlando, Florida, from March 29 to April 3, 2020.

7. Intergovernmental Agreement - West Chicago - Batavia - Geneva Swim Co-op - (Roll Call) 146

The Swim Coop with Batavia and Geneva was approved previously. This addendum extends the agreement for the 2019-20 school year.

- a. RECOMMENDED MOTION: That the Board of Education approve the addendum to the Intergovernmental Agreement Swim Co-op.

8. Insurance MOU with WCHSTA and WCHSSSA - (Roll Call) 147

The Administration and both Associations have discussed changes to the health insurance plans as outlined in the attached MOUs. The MOUs require both Association and Board approval.

- a. RECOMMENDED MOTION: That the Board of Education approve the insurance MOU with the WCHSTA and WCHSSSA.

EXECUTIVE SESSION - only if needed and with the understanding that possible action could be taken on matters discussed in closed session.

RECOMMENDED MOTION TO MOVE TO CLOSED SESSION: That the Board of Education hold a Closed Session at [Time] for the purpose(s) of [1 - 15 below].

1. The appointment, employment, compensation, discipline, performance or dismissal of specific employees.
2. Collective negotiating matters.
3. The selection of a person to fill a public office.
4. Evidence or testimony presented in open hearing, or in closed hearing, where specifically authorized by law, to a quasi-judicative body.
5. The purchase or lease of real property.

6. The setting of a price for sale or lease of property.
7. The sale or purchase of securities, investments, or investment contracts.
8. Emergency security procedures.
9. Student discipline.
10. The placement of individual students in special education programs.
11. Litigation has been filed and is pending before a court or administrative tribunal.
12. Establishment of reserves or settlement of claims as provided by local government and governmental employees Tort Immunity Act.
13. Self-evaluation.
14. Discussion of minutes of meetings lawfully closed under Open Meetings Act (P.A. 88-621, effective 1-1-95).
15. Considering meetings between internal or external auditors and governmental audit committees, finance committees, and their equivalents, when the discussion involves internal control weaknesses, identification of potential fraud risk areas, known or suspected frauds, and fraud interviews conducted in accordance with generally accepted auditing standards of the United States of America.

RECOMMENDED MOTION TO MOVE TO OPEN SESSION:

That the Board of Education return to Open Session at [Time].

ACTION AFTER RETURN TO OPEN SESSION:

ADJOURNMENT:

RECOMMENDED MOTION: That the Board of Education meeting be adjourned at [Time].



Cheryl Glunt <cglunt@d94.org>

Received 7/29/2019

Fwd: FOIA Request - Community High School District 94

1 message

Response Due 8/5/2019

Cheryl Moore <cmoore@d94.org>
To: Cheryl Glunt <cglunt@d94.org>

Fri, Jul 26, 2019 at 5:45 PM

----- Forwarded message -----

From: **Kathleen Jenig** <KJenig@carpentersunion.org>
Date: Fri, Jul 26, 2019 at 2:37 PM
Subject: FOIA Request - Community High School District 94
To: cmoore@d94.org <cmoore@d94.org>

Good Afternoon,

My name is Kathy Jenig and I am with the Chicago Regional Council of Carpenters.

This is a request for information under the Freedom of Information Act.

Project: West Chicago Community HS (Additions/Renovations)

326 Joliet St

West Chicago, IL 60185

I request that a copy of Certified Payroll on this Community High School District 94 project be provided to me:

- Contractor request for Certified Payroll: Pepper Construction Company
- Timeframe of Certified Payroll: Any & all Certified Payroll records for Pepper Construction Company

Thank you in advance for your prompt reply.

Kathy Jenig

Chicago Regional Council of Carpenters

12 E Erie Street

Chicago, IL 60611

Phone: 312-787-3076



July 1, 2019 - June 30, 2020

Tentative Budget

August 16, 2019



**Community High School District 94
Fiscal Year 2020 Budget Report**

Table of Contents

Section I - Introductory Section

- Executive Summary
- Listing of Board Members
- Listing of Administrators

Section II - Financial Section

- Summary of All Funds (minus Capital Projects and Debt Service)
Fiscal Year 2020 Anticipated Revenues and Expenditures
- Operating Fund Summary
 - Historical Summary of Revenue and Expenditures
 - Historical Summary of Fund Balance
 - Individual Fund Balance Summary
- Education Fund
 - Historical Summary of Revenue, Expenditures and Fund Balance
 - Historical Detail of Revenue and Expenditures
- Operations and Maintenance Fund
 - Historical Summary of Revenue, Expenditures and Fund Balance
 - Historical Detail of Revenue and Expenditures
- Debt Service Fund
 - Historical Summary of Revenue, Expenditures and Fund Balance
 - Historical Detail of Revenue and Expenditures



**Community High School District 94
Fiscal Year 2020 Budget Report**

- **Transportation Fund**
 - Historical Summary of Revenue, Expenditures and Fund Balance
 - Historical Detail of Revenue and Expenditures
- **IMRF/Social Security Fund**
 - Historical Summary of Revenue, Expenditures and Fund Balance
 - Historical Detail of Revenue and Expenditures
- **Capital Projects Fund**
 - Historical Summary of Revenue, Expenditures and Fund Balance
 - Historical Detail of Revenue and Expenditures
- **Working Cash Fund**
 - Historical Summary of Revenue and Expenditures
 - Historical Detail of Revenue and Expenditures
- **Tort Immunity Fund**
 - Historical Summary of Revenue, Expenditures and Fund Balance
 - Historical Detail of Revenue and Expenditures



**Community High School District 94
Fiscal Year 2020 Budget Report**

Section I



**Community High School District 94
Fiscal Year 2020 Budget Report**

August 14, 2019

President and Members of the Board of Education
Community High School District 94
West Chicago, IL 60185

Dear Members of the Board of Education:

I am pleased to present the Budget for the Fiscal Year 2019-2020 financial plan for Community High School District 94. This document was created with the assumption that the district has complete responsibility for the preparation and modification of its annual budget and is solely accountable for its fiscal matters, including surpluses and deficits, and assignments of management. This document has been prepared to communicate a comprehensive review of the district's financial plan and the result of operations to the Members of the Board of Education, local citizens, and other constituents. The prudent actions of the School Board, Administration, and Staff have positioned the district well to be able to maintain the continuation of successful programs and to pursue the attainment of district-wide goals. The 2019-2020 Budget is subject to be adopted according to the provisions of Board Policy 4:10. This is a balanced budget. Excluding the Capital Projects Fund and Debt Service Fund, estimated revenues of \$33,280,068 is planned to exceed expenditures of \$33,171,395, for a surplus of \$108,673.

Budget Process

The process of projecting the budgeting needs of the district is a continual process that is updated as information changes and is reflected in the district's financial projections. The process of developing the operating line-by-line budget of the district for the fiscal year 2019-2020 is a collaborative exercise, which allows the district to arrive at a detailed revenue and expenditure plan for operations for the fiscal year beginning on July 1, 2019.



**Community High School District 94
Fiscal Year 2020 Budget Report**

A zero-based budgeting process has been implemented in collaboration with the principal and department heads. The zero-based budgeting process helps the business office manage the monthly financial reporting and the annual budget in a more effective way. A positive outcome for this process includes the efficiency of allocation of resources, as it is based on needs and benefits, and the increase of department collaboration as it gives them more initiative and responsibility in the decision-making process.

Budgetary controls are maintained at line item levels and are built into administrative departments' responsibilities. All actual activity is compared to the budget and reported to the district's management and the Board of Education in the form of monthly Treasurer Reports. Any extraordinary variance concerns are addressed and disclosed in full detail.

Governmental Fund Summary

The budgeted revenues and expenditures by funds are summarized below. The district is projected to end the fiscal year end with \$15.5 million in operating fund reserves. The ending operating fund balance is forecasted to be 46.70% of operating expenditures, or approximately 6 months worth of savings. Recent referendum planning included the use of already established fund balance to help offset the cost of certain projects, making the current fund balance appropriate.

	Estimated Beginning Balance	Revenue	Expenditure	Excess (Deficit)	Ending Balance
Education	11,256,653.18	26,494,677.78	26,490,774.46	3,903.31	11,260,556.49
Operations and Maintenance	2,658,942.35	3,622,675.00	3,583,147.38	39,527.62	2,698,469.97
Transportation	688,312.90	1,944,457.26	1,935,988.83	8,468.43	696,781.33
Municipal Retirement	565,986.43	957,322.00	901,254.45	56,067.55	622,053.98
Tort	210,836.96	260,936.00	260,230.00	706.00	211,542.96
	15,380,731.82	33,280,068.04	33,171,395.12	108,672.91	15,489,404.73



Community High School District 94 Fiscal Year 2020 Budget Report

Description of Governmental Funds

- Education Fund – is used primarily for the delivery of educational programs to the students. Property taxes are the primary source of revenues but federal and state grants, as well as local fee revenues, also provide additional revenue.
- Operations and Maintenance Fund – is used for expenditures made for operations, repair, and maintenance of the district's building and land. Revenue consists primarily of local property taxes.
- Debt Service Fund – is used for the accumulation of resources for, and the payment of, general long-term debt principal, interest, and related costs. The primary revenue source is local property taxes levied specifically for debt services.
- Transportation Fund – is used to account for all revenues and expenditures made for student transportation. Revenues are derived primarily from local property taxes and state reimbursement grants.
- Municipal Retirement/Social Security Fund – is used to account for the district's portion of pension contributions to the Illinois Municipal Retirement Fund, payments to Medicare, and payments to the Social Security System primary for non certified employees. Revenue to finance these contributions is derived primarily from local property taxes and personal property replacement taxes.
- Working Cash Fund – is used to account for financial resources held by the district which is available for inter-fund loans or transfers to other funds.
- Tort Immunity and Judgment Fund – is used to account for revenues and expenditures related primarily to liability insurance. Revenue consists primarily of local property taxes.
- Capital Projects Fund – is used to account for non-life safety capital expenditures. Revenue comes from transfers of other funds and interest earnings.



Community High School District 94 Fiscal Year 2020 Budget Report

District Background, Mission, and Core Values

The Board of Education of Community High School District 94, DuPage County, Illinois, provides educational instruction to approximately 2,100 students residing in the communities of Carol Stream, West Chicago and Winfield. The District's operations are funded primarily through local property taxes and state revenues. The District operates under guidelines and restrictions set forth in the School Code of Illinois and various federal statutes.

West Chicago Community High School is a diverse, comprehensive high school located in the suburb of West Chicago. Seventy-six percent (76%) of the faculty members hold advanced degrees and several have received National Board Certification, authored textbooks, presented at national conferences, and have been recognized for their excellence by their respective organizations.

Students of West Chicago Community High School enjoy the opportunity to create rigorous, preparatory course schedules by choosing from over 200 courses. These courses include over 30 that are college credit bearing due to their challenging curriculum. In addition to participating in the academics, West Chicago Community High School boasts over 60 clubs and athletics programs for students to participate in. Students can choose to compete athletically in a conference that provides numerous competitive experiences or tap into their creative side by participating in fine arts programs such as our award winning drama program or explore other interests by participating in any one of the 35 student clubs.

West Chicago Community High School has also been recognized for the following awards: College Board AP Honor Roll, Personal Finance State Champions, Civic Mission Whole School Model, National Democracy School, and Skills U.S.A. Champions. All of these aspects together create a dynamic and nurturing school environment at West Chicago Community High School through which students can become lifelong learners and responsible members of society.



Community High School District 94 Fiscal Year 2020 Budget Report

Mission Statement

Community High School District 94 strives to promote and provide growth experiences in LEARNING, LEADERSHIP and LIVING.

Core Values

Community High School District 94 expands on the above mission statement with our core values.

Learning

- Challenge Through Programs
- Hold High Expectations
- Structure Student Options

Leadership

- Contribute to the Common Good of School & Community
- Help Students Participate
- Seek Self-Discipline

Living

- Cultivate Diversity
- Honor Others
- Stress Responsible Student Choices

Budget Process (for FY21 budget)

- January Board Meeting
 - Board authorizes Administration to build a new budget
- January - April
 - Administration works with principals and administrators to build a preliminary budget, which is discussed with the Board during this time for input and comments.
- May Board Meeting
 - Preliminary Budget is presented to the Board for discussion and review.
- June Board Meeting
 - Tentative Budget – Board authorizes Administration to display the Tentative Budget for public viewing for a minimum of 30 days before a Public Hearing on the Budget and before acting on its final adoption



Community High School District 94 Fiscal Year 2020 Budget Report

(budget is subject to changes through this period). Board also authorizes Administration to publish the Tentative Budget in a local newspaper.

- July
 - Tentative Budget is published in the local newspaper and the Tentative Budget is displayed for public viewing.
- August Board Meeting
 - The School Budget Cover Form and the Certification are signed by the Board Members, the Board of Education Secretary and the Treasurer. The Public Hearing on Tentative Budget is presented at the Regular Board Meeting. Final Budget is adopted during the Regular Board Meeting.
- September
 - Adopted Budget is sent to the State of Illinois Board of Education electronically and mailed to the DuPage County Regional Superintendent of Schools and the County Clerk within 30 days of adoption.
 - Adopted Budget is placed on the School District's official website.

Community High School District 94 Board of Education

Renee Yackey - President

Lauren Scanlan - Vice President

Lynn Casey-Maher - Secretary

Bob Brown - Member

Dean Klapatch - Member

Gary Saake - Member

Rich Nagel - Member

Schedules and Minutes of Board of Education meetings are available at www.d94.org.
The Public is welcome to attend.



Community High School District 94 Fiscal Year 2020 Budget Report

Administrative Staff

Dr. Moses Cheng, Superintendent
Dan Oberg, Director of Business Services
Cheryl Moore, Director of Human Resources
Dr. Will Dwyer, Principal
Pete Martino, Assistant Principal
Allister Scott, Assistant Principal
Dave Pater, Athletic Director
Gordon Cole, Director of Building Operations
Antonio Del Real, Dean of Students
Jenna Windt, Dean of Students
Leslie Springer, Director of Special Education
Veronica Winton, Director of English Language Learners
Len Egan, Director of Student Services
Robert Schmidt, Director of Technology

Acknowledgments

The preparation of this report could not have been accomplished without the efficient and dedicated services of the entire staff of the Business Office. We want to express our appreciation to them for their assistance.

We also wish to thank the members of the Board for their interest and support in planning and conducting the financial operations of the School System in a responsible and progressive manner.

Summary

The proposed budget reflects the mission of Community High School District 94 to provide educational services to the students of West Chicago, Winfield and Carol Stream; to the end that the attainments of their goals as members of society are enhanced. The expectation of moderate inflation, improvement of educational services and continued improvement of facilities, place challenges upon the budget to maintain control of appropriations within the limits of available resources.



**Community High School District 94
Fiscal Year 2020 Budget Report**

The proposed budget is a prudent plan that balances the many needs of District 94's students within the economic realities of the community. The members of the Board of Education have provided outstanding support for the educational services of the district and the budget reflects the commitment of the Board and the Community for quality educational programs.

Respectfully submitted,

Dr. Moses Cheng
Superintendent

Dan Oberg
Director of Business Services



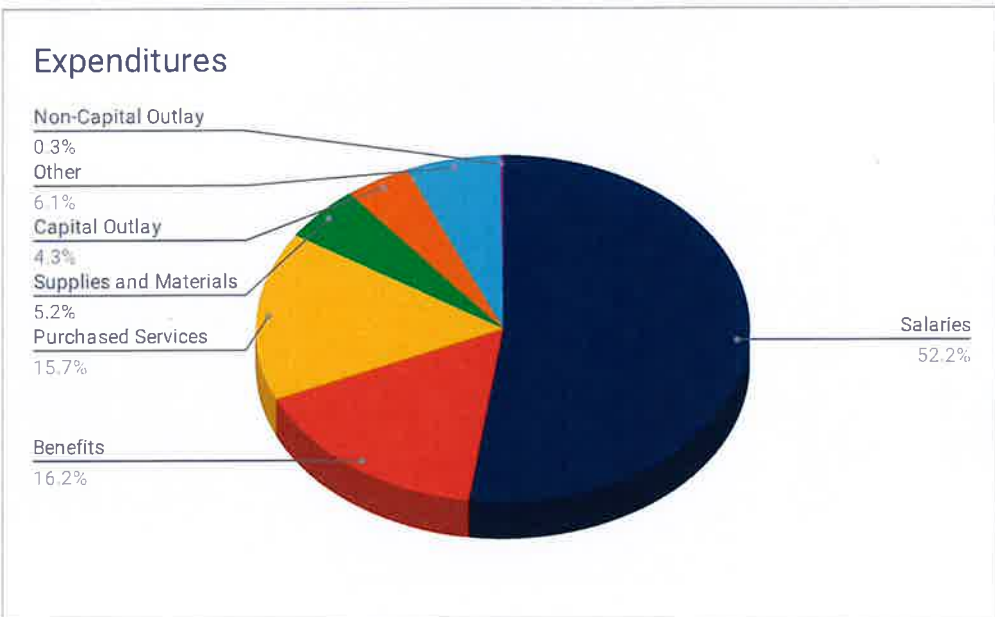
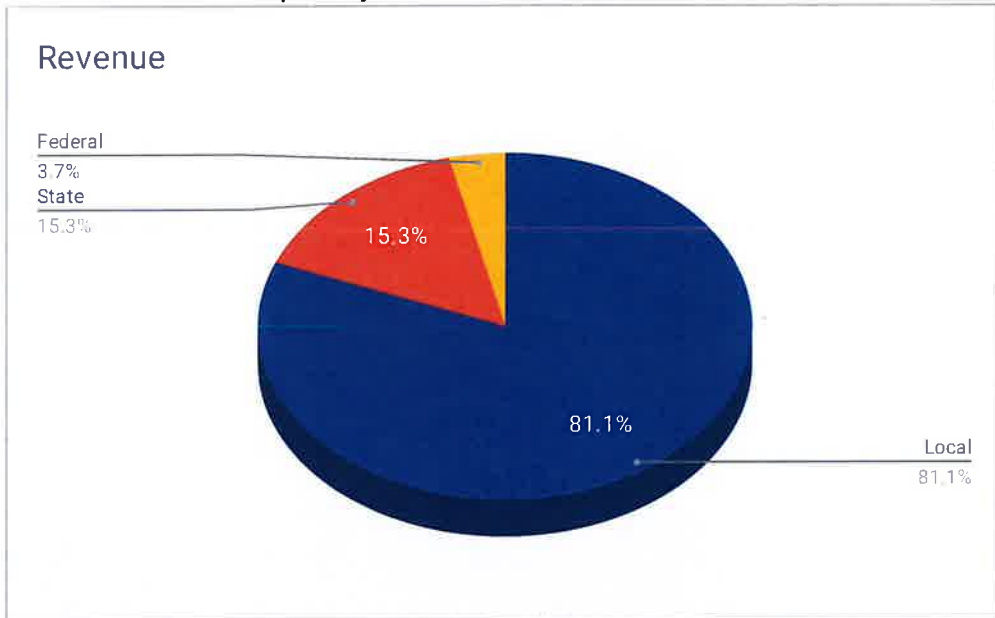
**Community High School District 94
Fiscal Year 2020 Budget Report**

SECTION II

**Community High School District 94
Fiscal Year 2020 Tentative Budget
All Funds Revenue and Expenditure Summary**

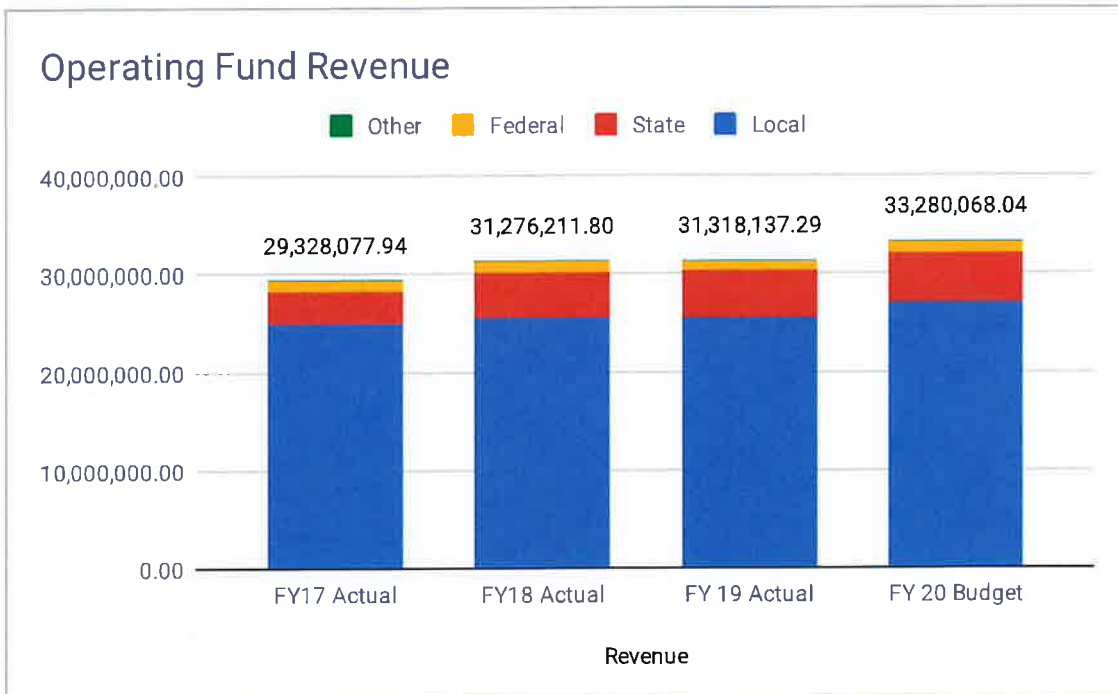
	Revenue		Expenditures
Local	26,977,519.88	Salaries	17,311,503.86
State	5,078,636.16	Benefits	5,387,381.75
Federal	<u>1,223,912.00</u>	Purchased Services	5,207,431.94
	33,280,068.04	Supplies and Materials	1,716,797.57
		Capital Outlay	1,423,180.00
		Other	2,036,100.00
		Non-Capital Outlay	<u>89,000.00</u>
			33,171,395.12

Does not include Capital Projects Fund or Debt Service Fund



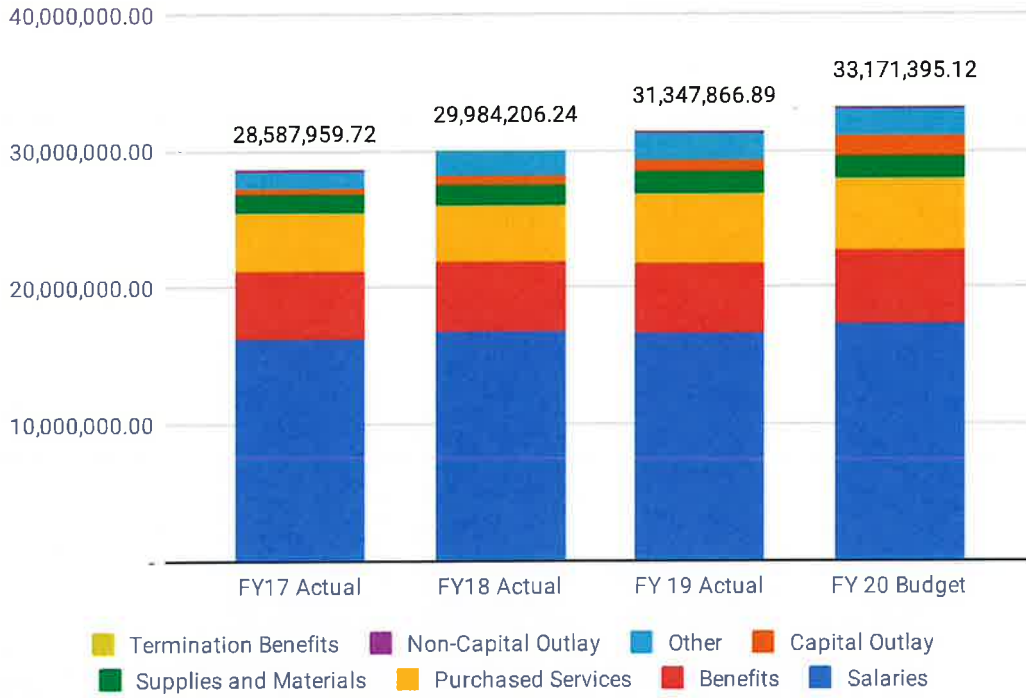
**Community High School District 94
Fiscal Year 2020 Tentative Budget
Operating Funds Summary (10, 20, 40, 50/51, 80)**

Revenue	FY17 Actual	FY18 Actual	FY 19 Actual	FY 20 Budget
Local	25,034,631.83	25,624,653.36	25,673,675.58	27,162,519.88
State	3,267,632.71	4,635,297.11	4,649,708.80	4,878,636.16
Federal	1,021,163.92	1,004,876.74	976,003.36	1,223,912.00
Other	4,649.48	11,384.59	18,749.55	15,000.00
	29,328,077.94	31,276,211.80	31,318,137.29	33,280,068.04
Expenses	FY17 Actual	FY18 Actual	FY 19 Actual	FY 20 Budget
Salaries	16,259,531.84	16,790,462.61	16,713,437.90	17,311,503.86
Benefits	4,933,634.89	5,140,777.15	5,107,081.69	5,387,381.75
Purchased Services	4,234,654.41	4,089,529.37	5,086,081.99	5,207,431.94
Supplies and Materials	1,389,899.28	1,567,986.17	1,605,849.35	1,716,797.57
Capital Outlay	450,357.31	656,273.32	855,776.85	1,423,180.00
Other	1,248,175.74	1,709,500.30	1,927,442.94	2,036,100.00
Non-Capital Outlay	65,406.25	29,167.32	50,996.17	89,000.00
Termination Benefits	6,300.00	510.00	1,200.00	-
	28,587,959.72	29,984,206.24	31,347,866.89	33,171,395.12
Beginning Fund Balance	FY17 Actual	FY18 Actual	FY 19 Actual	FY 20 Budget
Net	13,378,337.64	14,118,455.86	15,410,461.42	15,380,731.82
	740,118.22	1,292,005.56	(29,729.60)	108,672.91
Ending Fund Balance	14,118,455.86	15,410,461.42	15,380,731.82	15,489,404.73
Fund Balance as a % of Exp	49.39%	51.40%	49.06%	46.70%

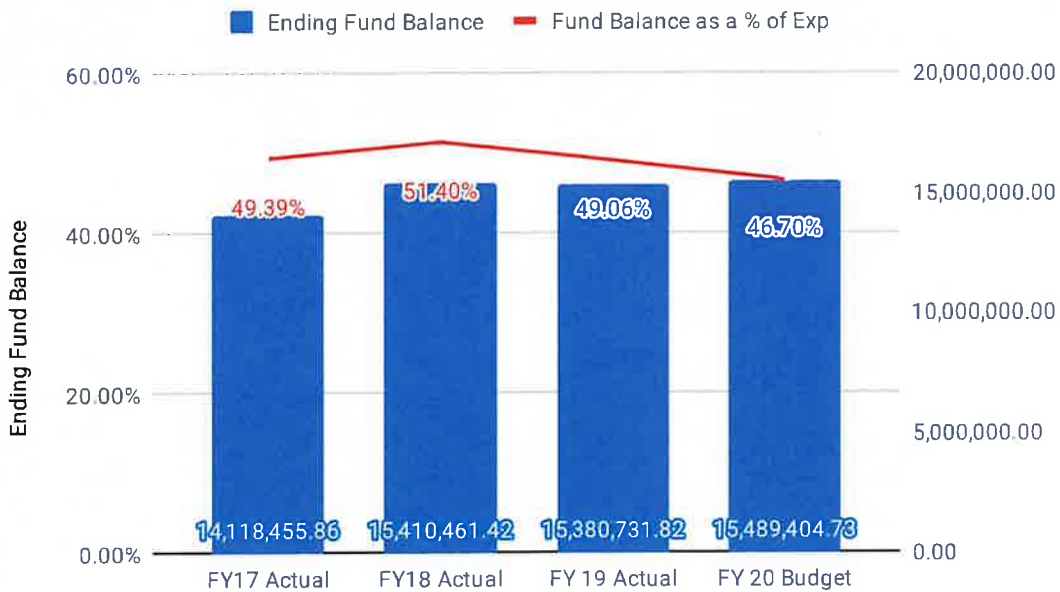


**Community High School District 94
Fiscal Year 2020 Tentative Budget
Operating Funds Summary (10, 20, 40, 50/51, 80)**

Operating Fund Expenditures

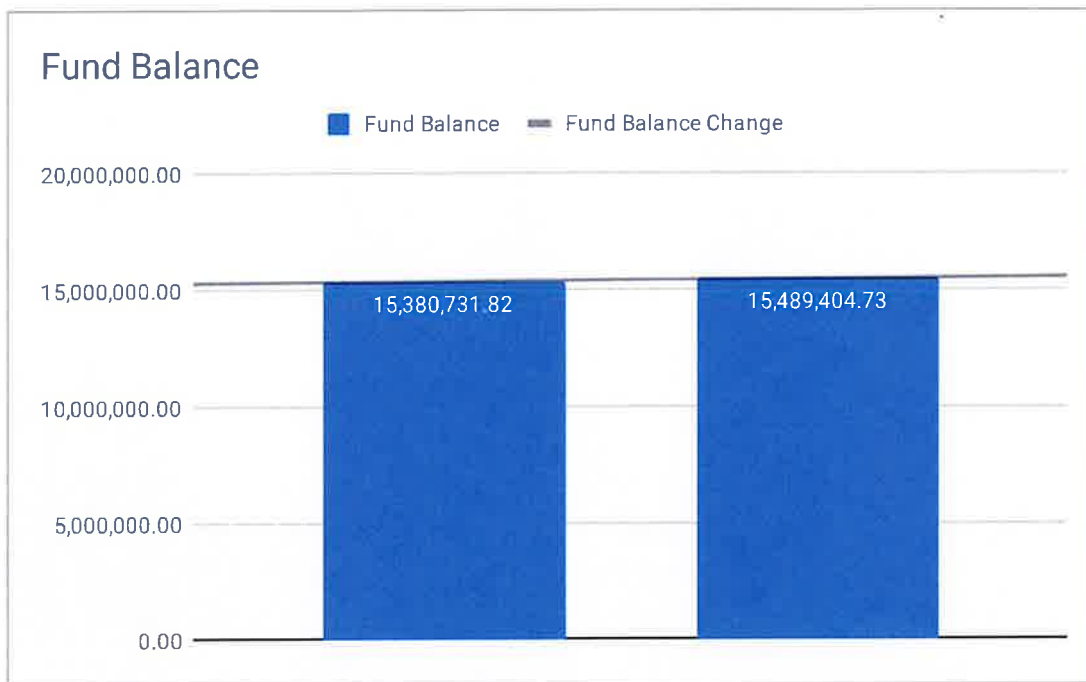


Operating Fund Ending Fund Balance



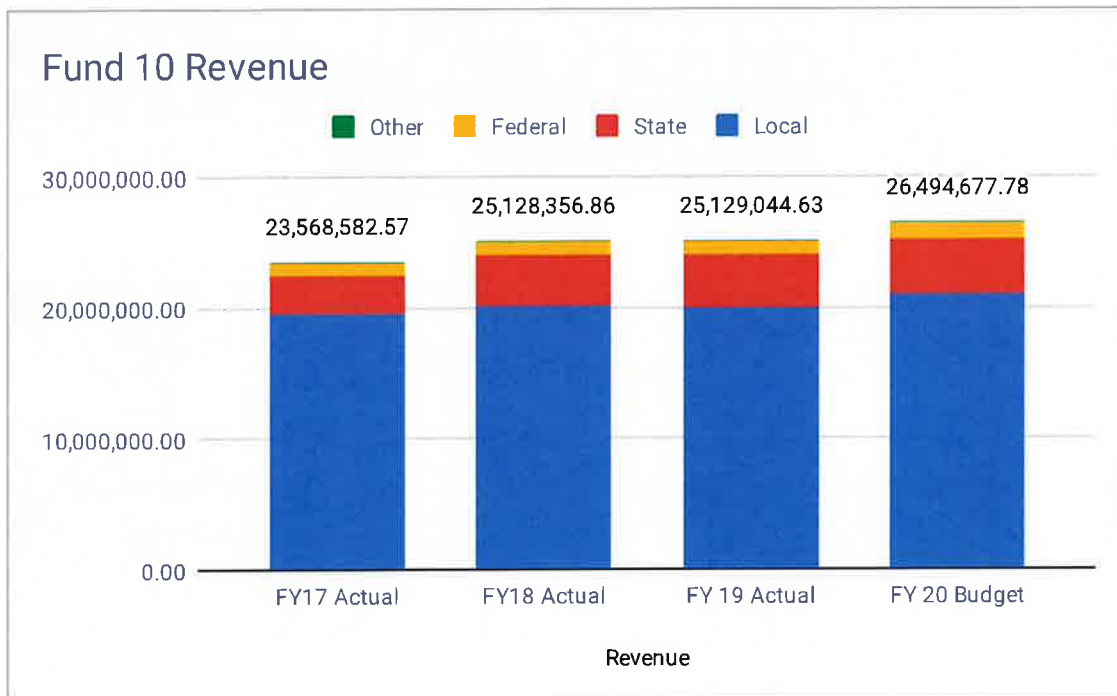
**Community High School District 94
Fiscal Year 2020 Tentative Budget
Operating Funds Summary (10, 20, 40, 50/51, 80)**

	Estimated Beginning Balance	Revenue	Expenditure	Excess (Deficit)	Ending Balance
Education	11,256,653.18	26,494,677.78	26,490,774.46	3,903.31	11,260,556.49
Operations and Maintenance	2,658,942.35	3,622,675.00	3,583,147.38	39,527.62	2,698,469.97
Transportation	688,312.90	1,944,457.26	1,935,988.83	8,468.43	696,781.33
Municipal Retirement	565,986.43	957,322.00	901,254.45	56,067.55	622,053.98
Tort	210,836.96	260,936.00	260,230.00	706.00	211,542.96
Fund Balance	15,380,731.82	33,280,068.04	33,171,395.12	108,672.91	15,489,404.73



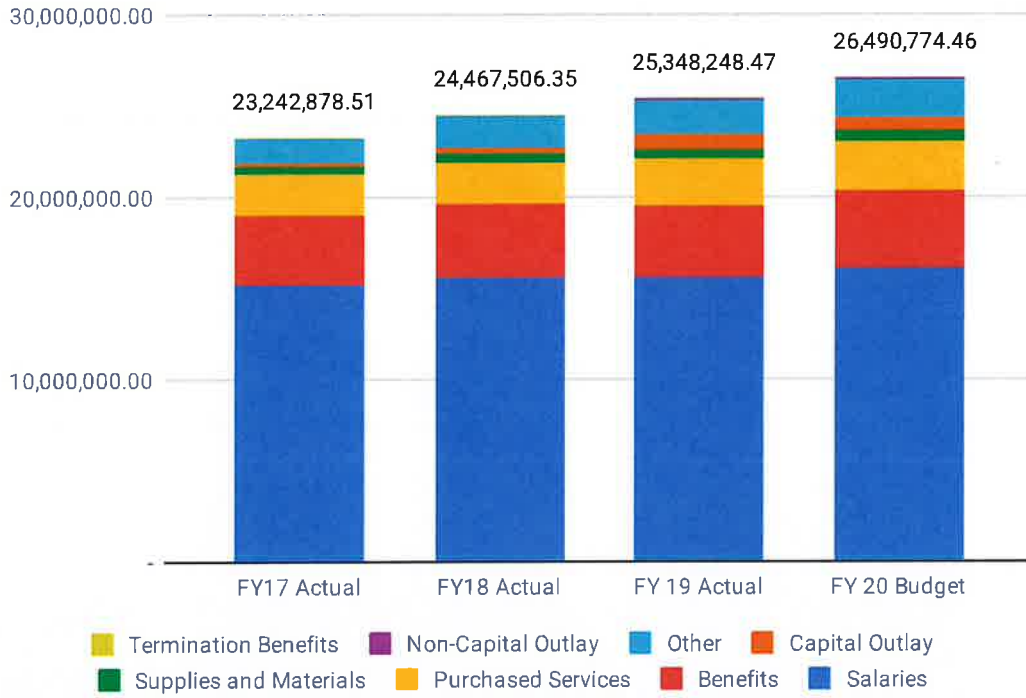
**Community High School District 94
Fiscal Year 2020 Tentative Budget
Education Fund**

Revenue	FY17 Actual	FY18 Actual	FY 19 Actual	FY 20 Budget
Local	19,676,439.01	20,186,089.04	20,054,959.35	21,084,268.88
State	2,866,330.16	3,926,006.49	4,079,332.37	4,171,496.90
Federal	1,021,163.92	1,004,876.74	976,003.36	1,223,912.00
Other	4,649.48	11,384.59	18,749.55	15,000.00
	23,568,582.57	25,128,356.86	25,129,044.63	26,494,677.78
Expenses	FY17 Actual	FY18 Actual	FY 19 Actual	FY 20 Budget
Salaries	15,210,194.21	15,609,694.84	15,545,101.06	16,096,328.67
Benefits	3,750,090.43	3,957,443.88	3,968,950.05	4,208,615.11
Purchased Services	2,287,944.96	2,271,525.14	2,587,032.63	2,660,253.11
Supplies and Materials	459,039.36	566,597.98	524,014.07	662,297.57
Capital Outlay	225,065.73	334,044.27	760,093.85	753,180.00
Other	1,247,688.62	1,703,209.73	1,927,442.94	2,036,100.00
Non-Capital Outlay	56,555.20	24,480.51	34,413.87	74,000.00
Termination Benefits	6,300.00	510.00	1,200.00	-
	23,242,878.51	24,467,506.35	25,348,248.47	26,490,774.46
Beginning Fund Balance	FY17 Actual	FY18 Actual	FY 19 Actual	FY 20 Budget
Net	10,489,302.45	10,815,006.51	11,475,857.02	11,256,653.18
	325,704.06	660,850.51	(219,203.84)	3,903.31
Ending Fund Balance	10,815,006.51	11,475,857.02	11,256,653.18	11,260,556.49
Fund Balance as a % of Exp	46.53%	46.90%	44.41%	42.51%

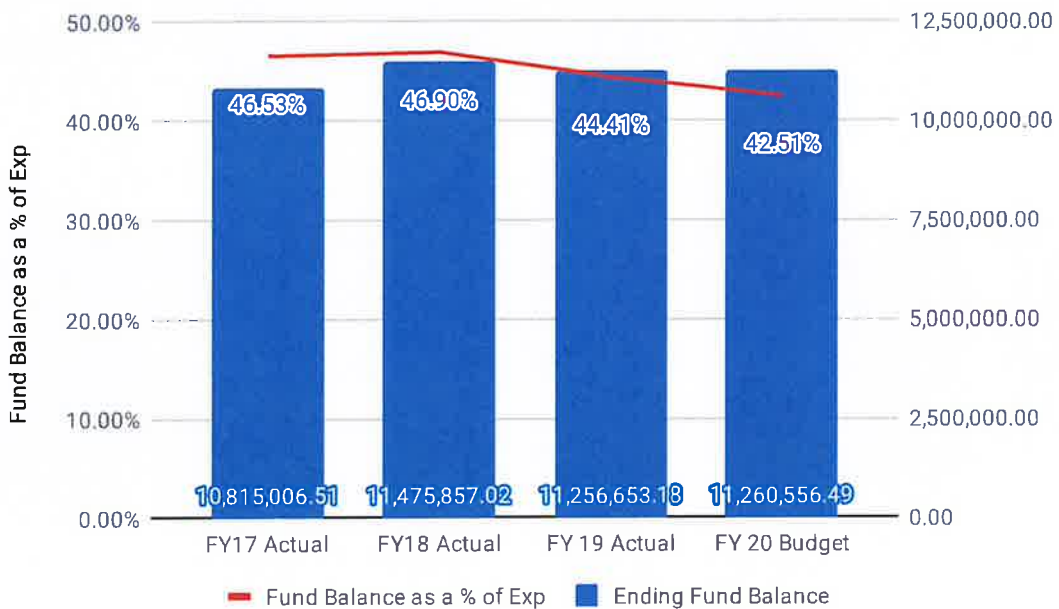


**Community High School District 94
Fiscal Year 2020 Tentative Budget
Education Fund**

Fund 10 Expenditures



Fund Balance as a % of Exp



**Community High School District 94
Fiscal Year 2020 Tentative Budget
Education Fund Revenue**

Account Numbers	Account Description	2016-17	2017-18	2018-19	2018-19	FY19-20	Against Actual Activity	Against PY Budget
		FY Actual	FY Actual	Revised Budget	FY Actual	FY19-20		
10R000 1111 0000 00 000000	CURRENT LEVY (ADVANCED)	8,967,575.55	9,480,505.27	9,410,469.00	9,249,248.85	9,483,251.00	234,002.15	72,782.00
10R000 1112 0000 00 000000	1ST PRIOR YEAR LEVY (CURRENT)	8,804,257.78	8,738,072.50	8,750,000.00	8,706,557.12	9,356,105.00	649,547.88	606,105.00
10R000 1113 0000 00 000000	OTHER PRIOR YEARS LEVY (BACK)	337.76	2,238.13	5,000.00	412.47	2,500.00	2,087.53	(2,500.00)
10R000 1141 0000 00 000000	CURRENT YEAR LEVY (ADVANCED)	116,920.29	124,289.21	117,555.00	121,291.61	124,324.00	3,032.39	6,769.00
10R000 1142 0000 00 000000	1ST PRIOR YEAR LEVY (CURRENT)	114,189.57	113,927.99	119,000.00	114,142.77	123,412.00	9,269.23	4,412.00
10R000 1143 0000 00 000000	OTHER PRIOR YEARS LEVY (BACK)	4.37	28.9	100	5.35	100.00	94.65	-
10R000 1210 0000 00 000000	MOBILE HOME PRIVILEGE TAX	1,256.19	1,854.84	1,750.00	1,930.77	1,900.00	(30.77)	150.00
10R000 1230 0000 00 000000	CORP PERSONAL PROP REPLACEMENT	518,049.26	432,997.51	493,419.00	495,363.18	651,955.00	156,591.82	158,536.00
10R000 1310 0000 00 000000	INTEREST ON INVESTMENTS	66,500.62	152,927.11	148,000.00	272,858.22	270,000.00	-2,858.22	122,000.00
10R000 1711 0000 00 010000	ATHLETIC GATE RECEIPTS	20,920.75	16,820.50	20,000.00	16,605.85	20,000.00	3,394.15	0.00
10R000 1711 0000 00 030000	ATHLETICS SEASON PASS - ADULT	0	0	400	0	0.00	0.00	-400.00
10R000 1711 0000 00 040000	ATHLETICS SEASON PASS - FAMILY	4,150.00	4,150.00	5,000.00	3,950.00	5,000.00	1,050.00	0.00
10R000 1711 0000 00 050000	ATHLETICS TOURNAMENT RECEIPTS	31,063.50	16,013.00	30,000.00	17,053.85	25,000.00	7,946.15	-5,000.00
10R000 1719 0000 00 010000	ADMISSIONS- OTHER - DRAMA	11,320.05	12,527.06	10,000.00	12,608.88	15,000.00	2,391.12	5,000.00
10R000 1720 0000 00 010000	STUDENT FEES INSURANCE	-100	0	0	0	0.00	0.00	0.00
10R000 1720 0000 00 020000	STUDENT FEES I.D.	6,140.22	6,482.80	5,500.00	6,263.94	6,000.00	-263.94	500.00
10R000 1720 0000 00 030000	STUDENT FEES DRIVER ED	52,279.51	44,713.25	44,000.00	53,889.10	50,293.95	-3,595.15	6,293.95
10R000 1720 0000 00 050000	STUDENT FEES PARKING	33,579.00	29,975.00	30,000.00	29,150.00	30,901.33	1,751.33	901.33
10R000 1720 0000 00 060000	STUDENT FEES YEARBOOK	13,067.09	10,690.00	11,000.00	8,340.00	10,699.03	2,359.03	-300.97
10R000 1720 0000 00 110000	STUDENT FEES GRADUATION	8,580.19	8,492.00	8,500.00	9,143.00	8,738.40	-404.60	238.40
10R000 1720 0000 00 120000	STUDENT FEES LATE REPAIR - INS	54,122.20	70,032.55	60,000.00	67,656.36	63,937.04	-3,719.32	3,937.04
10R000 1720 0000 00 130000	STUDENT FEES LEASE REGISTRATION	5,140.53	7,259.59	3,600.00	9,854.80	7,418.31	-2,436.49	3,818.31
10R000 1720 0000 00 160000	STUDENT FEES WMLDCAT DRIVING	13,675.60	18,771.46	15,000.00	24,567.00	19,004.69	-5,562.31	4,004.69
10R000 1730 0000 00 030000	SCHOOL STORE ART	215.4	528.25	300	691.25	478.30	-212.95	178.30
10R000 1730 0000 00 040000	SCHOOL STORE SCIENCE	162	1,355.75	150	0	505.92	505.92	355.92
10R000 1730 0000 00 060000	SCHOOL STORE FOREIGN LANGUAGE	1,923.50	1,434.00	4,750.00	1,377.00	1,578.17	201.17	-3,171.83
10R000 1730 0000 00 070000	SCHOOL STORE MATH	749	1,520.00	250	640	969.67	329.67	719.67
10R000 1730 0000 00 090000	SCHOOL STORE PHYS DEV	195.27	10	250	0	68.42	68.42	-181.58
10R000 1730 0000 00 110000	SCHOOL STORE BUSINESS ED	3,882.43	3,487.67	3,500.00	5,500.36	4,290.15	-1,210.21	790.15
10R000 1730 0000 00 300000	SCHOOL STORE INDUSTRIAL ARTS	1,080.00	840	2,400.00	0	640.00	640.00	-1,760.00
10R000 1730 0000 00 340000	SCHOOL STORE BILLING WORKKRS	31.5	1	75	36.5	50.00	13.50	-25.00
10R000 1730 0000 00 450000	STUDENT ATHLETIC PARTICIPATION	0	0	2,000.00	0	0.00	0.00	-2,000.00
10R000 1790 0000 00 010000	STUDENT ACTIVITY PARTICIPATION	71,914.06	65,459.67	70,000.00	61,032.31	66,135.35	5,103.04	-3,864.65
10R000 1790 0000 00 020000	STUDENT BOWLING & SKATING	16,828.47	16,050.80	20,000.00	15,160.00	16,013.09	853.09	-3,986.91
10R000 1790 0000 00 110000	STUDENT IND ARTS SHOP CARS	0	428.22	0	0	0.00	0.00	0.00
10R000 1811 0000 00 000000	STUDENT TEXTBOOK & TECH RENTAL	407,747.70	406,262.37	400,000.00	415,124.41	409,711.49	-5,412.92	9,711.49
10R000 1890 0000 00 000000	STUDENT UNCOLLECTED REG FEES	-1,219.60	-800	-1,200.00	-547	-855.53	-308.53	344.47
10R000 1920 0000 00 000000	DONATIONS FROM PRIVATE SOURCES	1,083.00	0	5,000.00	150	500.00	350.00	-4,500.00
10R000 1930 0000 00 000000	SALE OF FIXED ASSETS	679.27	3,407.00	0	4,879.00	3,000.00	-1,879.00	3,000.00
10R000 1931 0000 00 000000	SALE OF EQUIPMENT	0	0	1,000.00	0	0.00	0.00	-1,000.00
10R000 1950 0000 00 000000	REFUND OF PRIOR YEARS EXPENSES	0	1,147.94	0	-1,147.94	0.00	1,147.94	0.00
10R000 1980 0000 00 010000	VENDOR PROCEEDS ONCE ANNUALLY	486.73	405	0	420	0.00	-420.00	0.00

10R000 1981 0000 00 000000	COCA COLA VENDOR PROCEEDS	2,819.83	661.06	0	0	0	0.00	0.00	#DIV/0!	0.00	#DIV/0!
10R000 1982 0000 00 000000	PROFIT SYSTEMS VENDOR PROCEEDS	661.52	146.22	2,000.00	0	0	0.00	0.00	#DIV/0!	-2,000.00	-100.00%
10R000 1983 0000 00 000000	GRAD IMAGES VENDOR PROCEEDS	416	4,405.00	460	4,438.00	0.00	-4,438.00	-100.00%	-100.00%	-460.00	-100.00%
10R000 1983 0000 00 010000	LIFETOUCH VENDOR PROCEEDS	6,000.00	1,000.00	4,000.00	1,000.00	1,000.00	0.00	0.00	0.00%	-3,000.00	-75.00%
10R000 1984 0000 00 000000	QUEST VENDOR PROCEEDS	34,402.65	51,969.82	59,025.00	39,595.73	41,400.00	1,804.27	4.56%	4.56%	-17,625.00	-29.86%
10R000 1999 0000 00 010000	COPY MACHINE SERVICES	0	6.75	0	0	0.00	0.00	0.00	#DIV/0!	0.00	#DIV/0!
10R000 1999 0000 00 030000	TELEPHONE USAGE	0	12.25	0	0	0.00	0.00	0.00	#DIV/0!	0.00	#DIV/0!
10R000 1999 0000 00 040000	STUDENT FINES	2,251.46	2,708.76	2,250.00	1,963.84	2,308.02	344.18	17.53%	17.53%	58.02	2.58%
10R000 1999 0000 00 060000	LRC COPY FEES	3.8	0	0	0	0.00	0.00	0.00	#DIV/0!	0.00	#DIV/0!
10R000 1999 0000 00 070000	PRIOR YEAR'S E-RATE	42,271.75	43,476.70	40,000.00	27,499.16	37,749.20	10,250.04	37.27%	37.27%	-2,250.80	-5.63%
10R000 1999 0000 00 110000	TRANSCRIP FEES	2,790.00	2,614.00	3,000.00	2,540.00	2,648.00	108.00	4.25%	4.25%	-352.00	-11.73%
10R000 1999 0000 00 950000	REGIONAL SVC PROVIDER(ROE)	0	1,088.00	0	0	0	0	0	#DIV/0!	0	#DIV/0!
10R000 1999 0000 00 990000	MISC INCOME	10,228.01	1,226.24	500	635.67	500.00	-135.67	-21.34%	-21.34%	0.00	0.00%
10R000 3001 0000 00 000000	GENERAL STATE AID SECTION 18-8	1,905,461.95	2,851,465.36	3,649,070.00	3,652,314.63	3,729,536.64	77,222.01	2.11%	2.11%	80,466.64	2.21%
10R000 3100 0000 00 000000	RESTRICTED SP ED PRIVATE FACIL	148,776.30	244,159.53	250,000.00	240,851.01	250,000.00	9,148.99	3.80%	3.80%	0.00	0.00%
10R000 3100 0000 00 010000	RESTRICTD SP ED PRV FACL PR YR	80,498.84	148,287.28	0	79,561.16	79,432.20	71.04	0.09%	0.09%	79,432.20	#DIV/0!
10R000 3105 0000 00 000000	RESTRICTED SP ED EXTRAORDINARY	139,292.84	0	200,000.00	0	0.00	0.00	0.00	#DIV/0!	-200,000.00	-100.00%
10R000 3105 0000 00 010000	RESTRICT SP ED EXTRAORD PR YR	68,251.00	139,292.84	0	0	0.00	0.00	0.00	#DIV/0!	0.00	#DIV/0!
10R000 3110 0000 00 000000	RESTRICT SP ED PERSONNEL	173,914.00	0	280,000.00	0	0.00	0.00	0.00	#DIV/0!	-280,000.00	-100.00%
10R000 3110 0000 00 010000	RESTRICT SP ED PERSONNEL PR YR	94,169.75	173,914.00	0	0	0.00	0.00	0.00	#DIV/0!	0.00	#DIV/0!
10R000 3145 0000 00 000000	RESTRICT SP ED SUMMER SCHL	0	0	5,000.00	0	0.00	0.00	0.00	#DIV/0!	-5,000.00	-100.00%
10R000 3145 0000 00 010000	Restricd Sp Ed Sumr Schl Pvy-	0	6,293.71	0	0	0.00	0.00	0.00	#DIV/0!	0.00	#DIV/0!
10R000 3360 0000 00 000000	RESTRICT TL FREE LCH & BRKFST	0	0	3,500.00	0	0.00	0.00	0.00	#DIV/0!	-3,500.00	-100.00%
10R000 3370 0000 00 000000	RESTRICT DRIVERS ED	42,966.48	46,620.42	55,000.00	45,720.18	50,000.00	4,279.82	9.36%	9.36%	-5,000.00	-9.09%
10R000 3370 0000 00 010000	RESTRICT DRIVERS ED PRIOR YEAR	0	14,322.16	0	15,540.14	15,240.06	-300.08	-1.93%	-1.93%	15,240.06	#DIV/0!
10R000 3651 0000 00 010000	National Board Cert Prior Yr	0	0	1,500.00	0	0.00	0.00	0.00	#DIV/0!	-1,500.00	-100.00%
10R000 4215 0000 00 000000	RESTRICT FED MILK PROG	0	0	2,500.00	0	0.00	0.00	0.00	#DIV/0!	-2,500.00	-100.00%
10R000 4625 0000 00 010000	FED SPECIAL ED RM & BD PR YR	18,600.24	15,916.93	0	37,404.96	20,000.00	-17,404.96	-46.53%	-46.53%	20,000.00	#DIV/0!
10R000 7120 0000 00 000000	PERMANENT TRANSFER OF INTEREST	4,649.48	11,384.59	12,000.00	18,749.55	15,000.00	-3,749.55	-20.00%	-20.00%	3,000.00	25.00%
10R005 1999 0000 00 005000	DR. ED. DEPT - BIKE SAFETY PRG	0	0	0	250	0	-250	-100.00%	-100.00%	0	#DIV/0!
10R007 1999 0000 00 990000	TEACHER SCHOLAR AWARD JENNINGS	0	1,000.00	0	0	0	0	0	#DIV/0!	0	#DIV/0!
10R007 1999 0000 00 010000	WL LATIN FEVER EVENT RECEIPTS	0	0	0	2,724.67	3,000.00	275.33	10.11%	10.11%	3,000.00	#DIV/0!
10R010 1999 0000 00 010000	MUSIC INITIATIVE DUPAGE FOUNDN	25,000.00	3,750.00	3,000.00	3,000.00	3,000.00	0.00	0.00%	0.00%	0.00	0.00%
10R010 1999 0000 00 020000	MUSIC COMMON MISC DONATIONS	0	725	0	0	0	0	0	#DIV/0!	0	#DIV/0!
10R013 1999 0000 00 013000	MCCORMICK FOUNDATION REIMB	0	118,296.30	0	2,247.65	0	-2,247.65	-100.00%	-100.00%	0	#DIV/0!
10R015 1999 0000 00 013000	Philosophy Mini Grant - Rev	0	0	0	600	0	-600	-100.00%	-100.00%	0	#DIV/0!
10R016 1999 0000 00 000000	Mccormick Democracy Inst.	0	3,000.00	0	0	0	0	0	#DIV/0!	0	#DIV/0!
10R020 1999 0000 00 010000	FOREIGN EXCHANGE - FRENCH REV	0	0	0	1,189.83	1000	-189.83	-15.95%	-15.95%	1000	#DIV/0!
10R020 1999 0000 00 020000	FOREIGN EXCHANGE - GERMAN REV	0	0	0	5,504.00	5000	-504.00	-9.16%	-9.16%	5000	#DIV/0!
10R020 1999 0000 00 030000	FOREIGN EXCHANGE - SPAIN REV	0	0	0	29,730.00	25000	-4,730.00	-15.91%	-15.91%	25000	#DIV/0!
10R020 1999 0000 00 040000	FOREIGN EXCHG-COSTA RICA REV	0	0	0	3,127.00	3000	-127.00	-4.06%	-4.06%	3000	#DIV/0!
10R022 1999 0000 00 980000	ADULT ED CITIZENSHIP RICI	0	0	0	0	0	0	0	#DIV/0!	0	#DIV/0!
10R029 1323 0000 00 000000	SUMMER SCHL ADULT ED&COMP LAB	1,502.00	3,282.00	0	0	0.00	0.00	0.00	#DIV/0!	0.00	#DIV/0!
10R030 1999 0000 00 040000	STUDENT FINES BUSINESS ED	0	40	0	0	0	0	0	#DIV/0!	0	#DIV/0!
10R040 1321 0000 00 000000	SUMMER SCHL TUITION STARS	15,969.00	22,170.00	15,000.00	25,275.00	21,138.00	-4,137.00	-16.37%	-16.37%	6,138.00	40.92%
10R040 1321 0000 00 010000	SUMMER SCHL DRIVER EDUCATION	28,780.00	24,436.50	27,500.00	29,981.50	27,732.67	-2,248.83	-7.50%	-7.50%	232.67	0.85%
10R040 1321 0000 00 020000	SUMMER SCHL BAND CAMP	4,416.74	4,157.00	5,000.00	5,888.00	4,820.58	-1,067.42	-18.13%	-18.13%	-179.42	-3.59%
10R040 1321 0000 00 030000	SUMMER SCHL TUITION ACADEMICS	23,610.41	33,309.80	30,000.00	19,428.20	25,449.47	6,021.27	30.99%	30.99%	-4,550.53	-15.17%
10R040 1321 0000 00 040000	SUMMER SCHOOL AP CAMP	0	0	0	100	0	-100	-100.00%	-100.00%	0	#DIV/0!

10R041 1321 0000 00 000000	SUMMR SCHL SPORTS BASEBALL	5,750.00	4,950.00	45,000.00	3,580.00	4,760.00	1,180.00	32.96%	-40,240.00	-89.42%
10R041 1321 0000 00 010000	SUMMR SCHL SPORTS B BSKTBL	10,408.00	6,058.50	0	7,340.00	7,935.50	595.50	8.11%	7,935.50	#DIV/0!
10R041 1321 0000 00 020000	SUMMR SCHL SPORTS G BSKTBL	3,195.00	110	0	1,530.00	1,611.67	81.67	5.34%	1,611.67	#DIV/0!
10R041 1321 0000 00 030000	SUMMR SCHL SPORTS BADMINTON	710	500	0	1,210.00	806.67	-403.33	-33.33%	806.67	#DIV/0!
10R041 1321 0000 00 040000	SUMMR SCHL SPORTS CHEERLEADING	3,170.00	3,700.00	0	4,300.00	3,723.33	-576.67	-13.41%	3,723.33	#DIV/0!
10R041 1321 0000 00 050000	SUMMR SCHL SPORTS BCC	2,097.00	750	0	1,070.00	1,305.67	235.67	22.02%	1,305.67	#DIV/0!
10R041 1321 0000 00 060000	SUMMR SCHL SPORTS BTRK	260	180	0	450	296.67	-153.33	-34.07%	296.67	#DIV/0!
10R041 1321 0000 00 070000	SUMMR SCHL SPORTS FOOTBALL	5,850.00	4,415.00	0	3,400.00	4,555.00	1,155.00	33.97%	4,555.00	#DIV/0!
10R041 1321 0000 00 080000	SUMMR SCHL SPORTS HS GOLF	900	120	0	1,045.00	688.33	-356.67	-34.13%	688.33	#DIV/0!
10R041 1321 0000 00 100000	SUMMR SCHL SPORTS POMS	1,200.00	2,430.00	0	9,020.00	4,216.67	-4,803.33	-53.25%	4,216.67	#DIV/0!
10R041 1321 0000 00 110000	SUMMR SCHL SPORTS SOFTBALL	2,900.00	2,500.00	0	351	1,917.00	1,566.00	446.15%	1,917.00	#DIV/0!
10R041 1321 0000 00 120000	SUMMR SCHL SPORTS BOYS SOCCER	4,510.00	4,805.00	0	3,670.00	4,328.33	658.33	17.94%	4,328.33	#DIV/0!
10R041 1321 0000 00 130000	SUMMR SCHL SPORTS GIRLS SOCCER	305	180	0	655	380.00	-275.00	-41.98%	380.00	#DIV/0!
10R041 1321 0000 00 150000	SUMMR SCHL SPORTS TENNIS	720	1,680.00	0	160	853.33	693.33	433.33%	853.33	#DIV/0!
10R041 1321 0000 00 160000	SUMMR SCHL SPORTS VOLLEYBALL	7,015.00	7,175.00	0	3,725.00	5,971.67	2,246.67	60.31%	5,971.67	#DIV/0!
10R041 1321 0000 00 170000	SUMMR SCHL SPORTS WRESTLING	0	0	0	5	0.00	-5.00	-100.00%	0.00	#DIV/0!
10R041 1321 0000 00 180000	SUMMR SCHL SPORTS GCC	1,080.00	900	0	840	940.00	100.00	11.90%	940.00	#DIV/0!
10R041 1321 0000 00 190000	SUMMR SCHL SPORTS GTRK	0	220	0	775	0	-775	-100.00%	0	#DIV/0!
10R041 1321 0000 00 200000	SUMMR SCHL SPORTS G S/PWR TRNG	0	400	0	0	0	0	#DIV/0!	0	#DIV/0!
10R045 1720 0000 00 000000	STUDENT FEES BILINGUAL TEST	0	0	0	70	0	-70	-100.00%	0	#DIV/0!
10R054 1999 0000 00 000000	AVID MISC LEA REVENUE	0	0	0	2,000.00	0	-2,000.00	-100.00%	0	#DIV/0!
10R061 1999 0000 00 040000	STUDENT FINES LRC	0	0	150	3.2	0	-3.2	-100.00%	-150	-100.00%
10R061 1999 0000 00 050000	LOST BOOK FINES LRC	3,392.85	1,807.10	3,500.00	1,499.52	2,233.16	733.64	48.92%	-1,266.84	-36.20%
10R062 1720 0000 00 200000	LRN ASM PSAT TESTING DEPOSITS	2,990.00	3,645.00	2,000.00	4,005.00	3,543.33	-461.67	-11.53%	1,543.33	77.17%
10R062 1720 0000 00 250000	LRN ASM SAT TESTING DEPOSITS	58,859.54	4,690.00	2,000.00	58,075.16	40,541.57	-17,533.59	-30.19%	38,541.57	192.08%
10R074 1999 0000 00 900000	ED FOUNDATION MINI GRANTS	1,372.00	14,093.55	2,500.00	9,077.06	2,500.00	-6,577.06	-72.46%	0.00	0.00%
10R100 1999 0000 00 200000	ATHLETIC DONATIONS	7,500.00	1,019.75	0	0	0	0	#DIV/0!	0	#DIV/0!
10R100 1999 0000 00 220000	ATHLETICS BANNERS	500	0	1,750.00	0	1,750.00	1,750.00	#DIV/0!	0.00	0.00%
10R100 1999 0000 00 230000	ATHLETICS MISC PROGRAMS	840	0	0	0	0	0	#DIV/0!	0	#DIV/0!
10R100 1999 0000 00 240000	ATHLETICS FEEDER PROGRAM REV	605.4	1,250.00	750	5,685.00	5,500.00	-185.00	-3.25%	4,750.00	633.33%
10R104 1730 0000 00 010000	BOOKSTORE-GENERAL SALES REV	407.29	722.4	2,500.00	491.15	540.28	49.13	10.00%	-1,959.72	-78.39%
10R902 3400 0000 00 902000	ADULT ED STATE BASIC	92,461.00	0	0	0	0	0	#DIV/0!	0	#DIV/0!
10R903 3400 0000 00 902001	ADULT ED STATE BASIC PRVR	0	97,580.00	0	0	0	0	#DIV/0!	0	#DIV/0!
10R903 3220 0000 00 903000	VOC ED STATE CTET GRANT	46,226.00	46,167.00	0	44,007.00	45,788.00	1,781.00	4.05%	45,788.00	#DIV/0!
10R905 3401 0000 00 905000	ADULT ED STATE PERFORMANCE	30,215.00	0	0	0	0	0	#DIV/0!	0	#DIV/0!
10R905 3401 0000 00 905001	ADULT ED STATE PERFORMANCE PRVR	0	32,200.00	0	0	0	0	#DIV/0!	0	#DIV/0!
10R906 4745 0000 00 906000	VOC ED PERKINS FEDERAL GRANT	39,606.00	28,605.00	40,000.00	33,677.00	34,155.00	478.00	1.42%	-5,845.00	-14.61%
10R908 4300 0000 00 908000	TITLE I LOW INCOME	213,737.00	146,382.00	357,100.00	203,257.00	319,107.00	115,850.00	57.00%	-37,993.00	-10.64%
10R908 4300 0000 00 908001	TITLE I LOW INCOME PRIOR YEAR	171,942.00	141,456.00	0	144,366.00	68,395.00	-75,971.00	-52.62%	68,395.00	#DIV/0!
10R913 4400 0000 00 913001	TITLE I VA PRIOR YEAR					16,413.00	16,413.00	#DIV/0!	16,413.00	#DIV/0!
10R924 3305 0000 00 924000	BILINGUAL STATE TRE TPI	26,315.00	43,072.43	0	0	0	0	#DIV/0!	0	#DIV/0!
10R924 3305 0000 00 924001	BILINGUAL STATE TRE TPI PR YR	17,782.00	79,831.00	0	0	0	0	#DIV/0!	0	#DIV/0!
10R925 3800 0000 00 925000	IL SCHL LIBRARY PER CAPITA	0	1,525.50	1,500.00	1,538.25	1,500.00	-38.25	-2.49%	0.00	0.00%
10R925 3800 0000 00 925001	SCHOOL LIBRARY GRANT PR YR	0	1,275.26	0	0	0	0	#DIV/0!	0	#DIV/0!
10R929 4900 0000 00 929000	FED MEDICAID DIRECT SVC COSTS	20,488.66	108,859.04	70,000.00	77,592.57	50,000.00	-27,592.57	-35.56%	-20,000.00	-28.57%
10R929 4900 0000 00 929001	FED MEDICAID DIR SVC COSTS PRV	8,783.64	8,484.12	0	59,382.68	20,000.00	-39,382.68	-66.32%	20,000.00	#DIV/0!
10R930 4620 0000 00 930000	FED IDEA PART B FLOW THRU	355,030.00	362,341.00	483,660.00	295,360.00	394,736.00	99,376.00	33.65%	-88,924.00	-18.39%
10R930 4620 0000 00 930001	FED IDEA PART B FLOW THRU PRVR	60,916.00	92,723.00	0	24,249.00	146,885.00	122,636.00	505.74%	146,885.00	#DIV/0!
10R931 4900 0000 00 931000	FED ADMINISTRATIVE OUTREACH	4,362.17	10,811.65	15,000.00	16,831.92	15,000.00	-1,831.92	-10.88%	0.00	0.00%

10R931 4900 0000 00 931001	MEDICAID ADM OUTREACH PRVR	8,313.21	0	0	5,749.23			-5,749.23	-100.00%	0	#DNV/01
10R932 4932 0000 00 932000	TITLE II FED TEACHER QUALITY	20,576.00	20,311.00	43,000.00	13,911.00	32,045.00		18,134.00	130.36%	-10,955.00	-25.48%
10R932 4932 0000 00 932001	TITLE II TEACHER QUALITY PR YR	5,005.00	9,222.00	0	29,840.00	26,329.00		-3,511.00	-11.77%	26,329.00	#DNV/01
10R936 4620 0000 00 936000	CEIS IDEA					40,000.00		40,000.00	#DNV/01	40,000.00	#DNV/01
10R944 4800 0000 00 944000	ADULT ED FED BASIC	58,000.00	0	0	0			0	#DNV/01	0	#DNV/01
10R944 4800 0000 00 944001	ADULT ED FED BASIC PRVR	21,859.00	30,539.00	0	0			0	#DNV/01	0	#DNV/01
10R950 4909 0000 00 950000	TITLE III LIPLERS FEDERAL	4,761.00	19,138.00	11,746.00	9,849.00	37,200.00		27,351.00	277.70%	25,454.00	216.70%
10R950 4909 0000 00 950001	TITLE III LIPLERS PR YR PMT	5,645.00	8,825.00	0	16,054.00	3,647.00		-12,407.00	-77.28%	3,647.00	#DNV/01
10R951 4905 0000 00 951000	BILINGUAL IEP GRANT	3,539.00	1,263.00	3,000.00	2,475.00	0.00		-2,475.00	-100.00%	-3,000.00	-100.00%
10R951 4905 0000 00 951001	IEP PRVR	0	0	0	6,004.00			-6,004.00	-100.00%	0	#DNV/01
	Total Revenue	23,568,582.57	25,128,356.85	25,532,429.00	25,129,044.63	26,494,677.78		1,365,633.15	5.43%	962,248.78	3.77%

**Community High School District 94
Fiscal Year 2020 Tentative Budget
Education Fund Expense**

Account Numbers	Account Description	2016-17	2017-18	2018-19	2018-19	FY19-20	Against Actual	Activity	Against PY budget							
		FY Actual	FY Actual	Revised Budget	FY Actual	FY Actual	FY Actual	FY Actual	FY Actual	FY Actual	Activity	Activity	Activity	Activity	Activity	Activity
10E001 1130 1325 00 000000	INST LANE CHANGE SAL INCREASE	0	0	75,000.00	0	75,000.00	75,000.00	#DIV/0!	-	0.00%						
10E001 1130 2001 00 000000	INST EMPLOYEE BENEFITS	13,167.79	0	70,000.00	0	70,000.00	70,000.00	#DIV/0!	-	0.00%						
10E001 1130 3190 00 000000	Gen HS Contractual Services	0	0	0	20,000.00	0	-20,000.00	-100.00%	0	#DIV/0!						
10E001 1130 3231 00 000000	INST ASCOP MAINTENANCE	4,556.50	5,060.14	7,000.00	5,600.00	6,029.84	429.84	7.68%	(970.16)	-13.86%						
10E001 1130 3250 00 000000	INST PHOTOCOPIER RENTAL	86,258.62	85,814.48	80,000.00	105,401.03	74,697.00	(30,704.03)	-29.13%	(5,303.00)	-6.53%						
10E001 1130 4053 00 000000	INST COPY SUPPLIES	22,712.05	25,258.64	32,000.00	34,687.59	32,971.00	(1,716.59)	-4.95%	971.00	3.03%						
10E001 1130 4230 00 000000	INST TEXTBOOKS & WORKBOOKS	0	0	50,000.00	0	50,000.00	50,000.00	#DIV/0!	-	0.00%						
10E001 1130 6450 00 000000	INST DUES & FEES	0	0	2,000.00	0	0	0	#DIV/0!	-2,000.00	-100.00%						
10E001 1131 3600 00 000000	INST PURCHASED PRINTING COSTS	0	18.04	0	0	0	0	#DIV/0!	0	0.00%						
10E001 1131 5410 00 000000	INST NEW CAPITAL OUTLAY	0	0	175,000.00	4,433.00	0	-4,433.00	-100.00%	-175,000.00	-100.00%						
10E002 1130 1125 00 000000	INST HOMEBOUND TEACHER ENNGS	13,609.00	20,376.00	16,000.00	20,000.50	21,000.00	999.50	5.00%	5,000.00	31.25%						
10E002 1130 2224 00 000000	INST BOARD PAID T.H.I.S.	69.94	64.83	100	117.6	100	-17.6	-14.97%	0	0.00%						
10E002 1130 2229 00 000000	INST BOARD PAID EE ER TRS	48.32	42.09	100	74.15	100	25.85	34.86%	0	0.00%						
10E002 1130 3137 00 000000	INST PURCHASED ED SERVICES	22,830.68	19,213.24	35,000.00	17,253.32	36,750.00	19,496.68	113.00%	1,750.00	5.00%						
10E002 1130 3350 00 000000	INST TEACHER TRAVEL	842.04	1,525.69	1,000.00	1,073.85	1,500.00	426.15	39.68%	500.00	50.00%						
10E003 1130 1125 00 000000	INST ART TEACHER SALARY	189,175.36	186,504.60	181,433.00	181,978.73	191,345.00	9,366.27	5.15%	9,912.00	5.46%						
10E003 1130 1201 00 000000	INST ART SUBSTITUTE ENNGS	1,423.00	1,979.00	2,000.00	1,014.00	1,200.00	186.00	18.34%	(800.00)	-40.00%						
10E003 1130 2210 00 000000	INST LIFE INSURANCE BENEFIT	337.81	311.49	370	306.96	316.17	9.21	3.00%	(53.83)	-14.55%						
10E003 1130 2220 00 000000	INST HEALTH INSURANCE BENEFIT	23,487.44	23,712.69	23,334.00	23,333.52	24,033.53	700.01	3.00%	699.53	3.00%						
10E003 1130 2224 00 000000	INST BOARD PAID T.H.I.S.	1,757.78	1,797.13	1,825.00	1,831.93	1,866.89	54.96	3.00%	61.89	3.39%						
10E003 1130 2229 00 000000	INST BOARD PAID EE ER TRS	18,925.37	18,444.32	18,000.00	18,009.71	18,550.00	540.29	3.00%	550.00	3.06%						
10E003 1130 2240 00 000000	INST DENTAL INSURANCE BENEFIT	1,412.88	1,331.88	1,299.00	1,299.12	1,338.09	38.97	3.00%	(30.26)	-9.52%						
10E003 1130 4050 00 000000	INST SUPPLIES & MATERIALS	7,185.81	7,509.63	10,120.00	9,537.05	10,000.00	462.95	4.85%	(120.00)	-1.19%						
10E003 1130 4120 00 000000	INST MAINTENANCE SUPPLIES	0	677	400	0	500.00	500.00	#DIV/0!	100.00	25.00%						
10E003 1130 4220 00 000000	INST CLASS SETS & REFERENCES	213.69	0	0	0	-	-	#DIV/0!	-	0.00%						
10E003 1130 4910 00 000000	INST SCHOOL STORE SUPPLIES	0	634.68	300	426.27	500.00	73.73	17.30%	200.00	66.67%						
10E003 1130 5410 00 000000	INST NEW CAPITAL OUTLAY	7,496.15	6,741.00	0	0	0	-	#DIV/0!	-	0.00%						
10E003 1130 6450 00 000000	INST DUES & FEES	355	65	60	65	100.00	35.00	53.85%	40.00	66.67%						
10E004 1130 1102 00 000000	INST DIVISION HEAD SALARY	101,169.12	105,033.00	107,744.00	103,417.49	110,545.00	7,127.51	6.89%	2,801.00	2.60%						
10E004 1130 1125 00 000000	INST TEACHER SALARY	854,002.92	933,041.80	961,383.00	959,267.89	966,529.00	7,261.11	0.76%	5,146.00	0.54%						
10E004 1130 1201 00 000000	INST SUBSTITUTE EARNINGS	10,439.90	12,615.22	17,000.00	12,988.47	15,000.00	2,011.53	15.49%	(2,000.00)	-1.76%						
10E004 1130 1207 00 000000	INST LONG TERM SUB 20+ DAYS	21,583.20	5,520.00	0	0	7,110.00	7,110.00	#DIV/0!	7,110.00	#DIV/0!						
10E004 1130 2001 00 000000	INST EMPLOYEE BENEFITS	151.35	0	0	65	-	(65.00)	-100.00%	-	0.00%						
10E004 1130 2210 00 000000	INST LIFE INS BENEFIT	1,589.24	1,598.10	2,178.00	1,725.66	1,777.43	51.77	3.00%	(400.57)	-18.39%						
10E004 1130 2220 00 000000	INST HEALTH INSURANCE BENEFIT	145,127.79	153,780.78	166,335.00	146,282.53	150,671.02	4,388.48	3.00%	(15,663.99)	-9.42%						
10E004 1130 2224 00 000000	INST BOARD PAID T.H.I.S.	9,051.22	10,185.38	10,751.00	10,805.50	11,129.67	324.17	3.00%	378.67	3.52%						
10E004 1130 2229 00 000000	INST BOARD PAID EE ER TRS	95,312.78	103,930.05	110,190.00	105,773.46	108,946.66	3,173.20	3.00%	(1,243.34)	-1.13%						
10E004 1130 2230 00 000000	INST LONG TERM DISABILITY BENE	1,687.24	1,691.52	1,931.00	1,666.02	1,716.00	49.98	3.00%	(215.00)	-11.13%						
10E004 1130 2240 00 000000	INST DENTAL INSURANCE BENEFIT	11,848.90	12,328.23	12,999.00	11,909.07	12,266.34	357.27	3.00%	(732.66)	-5.64%						
10E004 1130 3230 00 000000	INST REPAIR & MAINTENANCE	0	0	1,000.00	1,313.00	1,500.00	187.00	14.24%	500.00	50.00%						
10E004 1130 4050 00 000000	INST SUPPLIES & MATERIALS	14,164.63	14,894.09	17,500.00	17,725.10	17,500.00	(225.10)	-1.27%	-	0.00%						
10E004 1130 4051 00 000000	INST HORTICULTURE SUPPLIES	3,369.29	0	1,000.00	1,427.37	1,000.00	(427.37)	-29.94%	-	0.00%						

10E004 1130 4220 00 000000	INST CLASS SETS & REFERENCES	850	54.99	1,000.00	0	139	1,000.00	861.00	619.42%	-	0.00%
10E004 1130 4230 00 000000	INST TEXTBOOKS & WORKBOOKS	2,689.74	12,852.86	0	0	0	64,000.00	64,000.00	#DIV/0!	64,000.00	#DIV/0!
10E004 1130 4910 00 000000	INST SCHOOL STORE SUPPLIES	0	2,350.47	2,355.00	0	0	2,355.00	2,355.00	#DIV/0!	-	0.00%
10E004 1130 6450 00 000000	INST DUES & FEES	360	2,066.60	1,000.00	1,411.00	1,500.00	89.00	500.00	6.31%	500.00	50.00%
10E004 1130 7000 00 000000	INST SM EQUIP *UNDER \$2	0	3,045.00	2,993.89	0	0	6,000.00	6,000.00	#DIV/0!	3,006.11	100.41%
10E004 1130 7001 00 000000	INST SM EQUIP NON-CAPITALIZED	11,376.26	0	5,415.00	0	0	2,000.00	2,000.00	#DIV/0!	(3,415.00)	-63.07%
10E005 1130 1125 00 000000	INST TEACHER EARNINGS	108,008.50	193,027.37	141,000.00	159,628.39	229,853.00	70,224.61	43.99%	3.00%	88,853.00	63.02%
10E005 1130 2210 00 000000	INST LIFE INSURANCE BENEFIT	181.38	312.4	270	208.31	224.56	6.25	3.00%	3.00%	(55.44)	-20.53%
10E005 1130 2220 00 000000	INST HEALTH INSURANCE BENEFIT	12,511.78	23,961.51	34,659.00	16,676.55	17,176.85	500.30	3.00%	3.00%	(17,482.15)	-50.44%
10E005 1130 2224 00 000000	INST BOARD PAID T.H.I.S.	1,004.17	1,971.29	1,333.00	1,540.00	1,586.20	46.20	3.00%	3.00%	253.20	18.99%
10E005 1130 2225 00 000000	INST BOARD PAID EE ER TRS	10,854.42	20,341.00	13,883.00	15,197.93	15,653.87	455.94	3.00%	3.00%	1,770.87	17.76%
10E005 1130 2230 00 000000	INST LONG TERM DISABILITY BENE	169.47	291.16	239	247.49	254.91	7.42	3.00%	3.00%	15.91	6.66%
10E005 1130 2240 00 000000	INST DENTAL INSURANCE BENEFIT	748.41	1,401.24	2,270.00	1,143.30	1,177.60	34.30	3.00%	3.00%	(1,092.40)	-48.12%
10E005 1130 3230 00 000000	INST REPAIR & MAINTAIN SIMULAT	4,305.53	-3,549.72	4,000.00	776.75	4,000.00	3,223.25	414.97%	-3.01%	-	0.00%
10E005 1130 3232 00 000000	INST RENTAL DRIVERS ED CAR	3,053.41	3,344.17	4,500.00	4,639.50	4,500.00	(139.50)	-3.01%	-3.01%	-	0.00%
10E005 1130 4050 00 000000	INST SUPPLIES & MATERIALS	56.72	892.32	1,500.00	691.61	1,500.00	808.39	116.89%	3.00%	-	0.00%
10E005 1130 4052 00 000000	INST DRIVERS ED REPAIR SUPPLY	0	0	500	0	500.00	500.00	#DIV/0!	0	-	0.00%
10E005 1130 4686 00 000000	INST DRIVERS ED GASOLINE	1,407.03	1,065.33	1,400.00	1,422.01	1,500.00	77.99	5.48%	3.00%	100.00	7.14%
10E005 1130 5410 00 000000	INST NEW CAPITAL OUTLAY	0	0	130,000.00	102,930.00	-	(102,930.00)	-100.00%	-100.00%	(130,000.00)	-100.00%
10E005 1130 6450 00 000000	INST DUES & FEES	0	50	150	130	150.00	20.00	15.38%	3.00%	-	0.00%
10E005 1131 1125 00 000000	INST WILDCAT DRIVING TE ERNGS	11,266.50	13,433.00	10,000.00	15,680.00	16,150.40	470.40	3.00%	3.00%	6,150.40	61.50%
10E005 1131 2224 00 000000	INST BOARD PAID T.H.I.S.	94.69	132.32	0	94.02	96.8406	2.8206	3.00%	3.00%	96.8406	#DIV/0!
10E005 1131 2229 00 000000	INST BOARD PAID EE ER TRS	65.36	83.24	0	59.28	61.0584	1,7784	3.00%	3.00%	61.0584	#DIV/0!
10E006 1130 1102 00 000000	INST DIVISION HEAD SALARY	104,579.04	108,000.00	110,000.00	110,000.00	111,650.00	1,650.00	1.50%	1.50%	1,650.00	1.50%
10E006 1130 1125 00 000000	INST TEACHER SALARY	1,081,481.25	1,079,062.83	1,103,053.00	1,085,700.26	1,137,134.00	51,433.74	4.74%	3.00%	34,081.00	3.09%
10E006 1130 1201 00 000000	INST SUBSTITUTE EARNINGS	25,609.30	17,687.00	22,500.00	15,358.00	20,000.00	4,642.00	30.23%	3.00%	(2,500.00)	-11.11%
10E006 1130 1207 00 000000	INST LONG TERM SUB SAL	24,539.16	51,721.08	15,000.00	11,491.82	-	(11,491.82)	-100.00%	-100.00%	(15,000.00)	-100.00%
10E006 1130 2001 00 000000	INST EMPLOYEE BENEFITS	0	201.3	0	53.45	55.05	1.60	3.00%	3.00%	55.05	#DIV/0!
10E006 1130 2210 00 000000	INST LIFE INSURANCE BENEFIT	1,945.15	2,092.25	2,470.00	1,975.94	2,035.22	59.28	3.00%	3.00%	(434.78)	-17.60%
10E006 1130 2224 00 000000	INST HEALTH INSURANCE BENEFIT	165,876.37	181,125.96	182,071.00	177,010.92	182,321.25	5,310.33	3.00%	3.00%	250.25	0.14%
10E006 1130 2229 00 000000	INST BOARD PAID T.H.I.S.	11,171.67	12,283.96	12,348.00	12,216.10	12,582.58	366.48	3.00%	3.00%	234.58	1.90%
10E006 1130 2230 00 000000	INST BOARD PAID EE ER TRS	116,931.09	123,424.33	127,976.00	119,090.71	122,663.43	3,572.72	3.00%	3.00%	(5,312.57)	-4.15%
10E006 1130 2240 00 000000	INST LONG TERM DISABILITY BENE	2,063.69	2,109.55	2,186.00	1,997.23	2,057.15	59.92	3.00%	3.00%	(128.85)	-5.89%
10E006 1130 3190 00 000000	INST PURCHASED SERVICE	11,354.43	11,474.36	11,459.00	11,509.23	11,854.51	345.28	3.00%	3.00%	395.51	3.45%
10E006 1130 4050 00 000000	INST SUPPLIES & MATERIALS	612.12	1,200.97	1,262.00	1,207.39	1,500.00	292.61	24.23%	3.00%	238.00	18.86%
10E006 1130 4220 00 000000	INST CLASS SETS & REFERENCES	943.4	0	24	0	500.00	500.00	#DIV/0!	3.00%	476.00	1983.33%
10E006 1130 5410 00 000000	INST NEW CAPITAL OUTLAY	3,721.00	4,494.00	0	0	-	-	#DIV/0!	3.00%	-	#DIV/0!
10E006 1130 6450 00 000000	INST DUES & FEES	315	626.03	626	590	1,000.00	410.00	69.49%	3.00%	374.00	59.74%
10E006 1130 4050 00 000000	INTRSCH PRG STUDENT NEWSPAPER	1,131.88	489	0	0	-	-	#DIV/0!	3.00%	-	#DIV/0!
10E007 1130 1125 00 000000	INST TEACHER SALARY	500,430.48	512,135.71	526,105.00	503,461.85	535,970.00	32,508.15	6.46%	3.00%	9,865.00	1.88%
10E007 1130 1201 00 000000	INST SUBSTITUTE EARNINGS	6,463.50	5,615.00	10,000.00	6,448.00	10,000.00	3,552.00	55.09%	3.00%	-	0.00%
10E007 1130 1207 00 000000	ENG INST LONG-TERM SUB	0	24,436.17	75,767.00	96,001.52	45,030.00	(50,971.52)	-53.09%	3.00%	(30,737.00)	-40.57%
10E007 1130 2001 00 000000	INST EMPLOYEE BENEFITS	50	103.9	0	171.9	177.06	5.16	3.00%	3.00%	177.06	#DIV/0!
10E007 1130 2210 00 000000	INST LIFE INSURANCE BENEFIT	753.31	758.7	1,226.00	808.26	832.51	24.25	3.00%	3.00%	(933.49)	-32.10%
10E007 1130 2220 00 000000	INST HEALTH INSURANCE BENEFIT	57,193.07	74,167.68	99,974.00	100,597.29	103,615.21	3,017.92	3.00%	3.00%	3,641.21	3.64%
10E007 1130 2224 00 000000	INST BOARD PAID T.H.I.S.	4,647.62	5,311.51	6,052.00	6,057.26	6,238.98	181.72	3.00%	3.00%	186.98	3.09%
10E007 1130 2229 00 000000	INST BOARD PAID EE ER TRS	49,252.05	54,145.60	63,017.00	58,143.16	59,887.45	1,744.29	3.00%	3.00%	(3,129.55)	-4.97%

10E007 1130 2230 00 000000	INST LONG TERM DISABILITY BENEFIT	784.55	812.13	1,084.00	872.33	898.50	26.17	3.00%	(185.50)	-17.11%
10E007 1130 2240 00 000000	INST DENTAL INSURANCE BENEFIT	4,483.78	5,335.79	6,692.00	6,515.99	6,711.47	195.48	3.00%	19.47	0.29%
10E007 1130 4050 00 000000	INST SUPPLIES & MATERIALS	1,061.75	819.13	1,000.00	618.33	1,000.00	381.67	61.73%	-	0.00%
10E007 1130 4100 00 000000	INST FOREIGN EXCHANGE SUPPLIES	0	157.9	250	56	250.00	194.00	346.43%	-	0.00%
10E007 1130 4230 00 000000	INST TEXTBOOKS & WORKBOOKS	0	0	791	0	-	-	-	(791.00)	-100.00%
10E007 1130 4910 00 000000	INST SCHOOL STORE SUPPLIES	0	0	250	0	-	-	-	(250.00)	-100.00%
10E007 1130 6450 00 000000	INST DUES & FEES	342	370	100	270	300.00	30.00	11.11%	200.00	200.00%
10E008 1130 4050 00 000000	INST SUPPLIES & MATERIALS	69.89	160.27	1,500.00	423.98	1,500.00	1,076.02	253.79%	-	0.00%
10E008 1130 4220 00 000000	INST CLASS SETS & REFERENCES	1,617.75	0	1,625.00	0	1,625.00	1,625.00	100.00%	-	0.00%
10E009 1130 1120 00 000000	INST DIVISION HEAD SALARY	86,700.00	89,986.00	92,000.00	92,000.00	94,392.00	2,392.00	2.60%	2,392.00	2.60%
10E009 1130 1125 00 000000	INST TEACHER SALARY	1,072,231.42	1,119,264.20	1,161,675.00	1,161,368.18	1,167,071.00	5,702.82	0.49%	5,396.00	0.46%
10E009 1130 1201 00 000000	INST SUBSTITUTE EARNINGS	14,463.50	16,212.00	16,500.00	10,628.00	15,000.00	4,372.00	41.14%	(1,500.00)	-9.09%
10E009 1130 1207 00 000000	INST MATH LONG-TERM SUB EARNINGS	48,080.88	9,682.00	0	0	14,220.00	14,220.00	-	14,220.00	-
10E009 1130 2001 00 000000	INST EMPLOYEE BENEFITS	0	50.45	0	54	55.62	1.62	3.00%	55.62	-
10E009 1130 2210 00 000000	INST LIFE INSURANCE BENEFIT	1,785.80	1,780.50	2,552.00	1,812.70	1,867.08	54.38	3.00%	(684.92)	-26.84%
10E009 1130 2220 00 000000	INST HEALTH INSURANCE BENEFIT	171,877.28	207,483.44	181,814.00	213,695.03	220,105.88	6,410.85	3.00%	38,291.88	21.06%
10E009 1130 2224 00 000000	INST BOARD PAID T.H.I.S.	11,061.27	11,907.67	12,605.00	12,699.86	13,080.86	381.00	3.00%	475.86	3.78%
10E009 1130 2229 00 000000	INST BOARD PAID EE ER TRS	114,722.74	121,610.14	130,757.00	124,806.99	128,551.20	3,744.21	3.00%	(2,205.80)	-1.69%
10E009 1130 2240 00 000000	INST LONG TERM DISABILITY BENEFIT	1,866.84	1,894.91	2,253.00	1,867.38	1,923.40	56.02	3.00%	(329.60)	-14.63%
10E009 1130 4050 00 000000	INST DENTAL INSURANCE BENEFIT	11,981.11	12,910.00	12,165.00	12,413.82	12,786.23	372.41	3.00%	621.23	5.11%
10E009 1130 4220 00 000000	INST CLASS SETS & REFERENCES	0	37.51	250	240	250.00	10.00	4.17%	-	0.00%
10E009 1130 4910 00 000000	INST TEXTBOOKS & WORKBOOKS	586.11	16,066.50	0	0	-	-	-	-	-
10E009 1130 6450 00 000000	INST DUES & FEES	335	250	600	300	600.00	300.00	100.00%	(250.00)	-100.00%
10E010 1130 1125 00 000000	INST TEACHER SALARY	163,400.09	185,252.43	191,236.00	191,394.44	197,114.00	5,719.56	2.99%	5,878.00	3.07%
10E010 1130 1142 00 000000	INST CHORAL ACCOMPANIST EARNINGS	8,753.63	10,776.40	12,500.00	9,164.01	11,000.00	1,835.99	20.03%	(1,500.00)	-12.00%
10E010 1130 1201 00 000000	INST SUBSTITUTE EARNINGS	2,682.00	2,637.00	2,500.00	3,006.00	3,000.00	(6.00)	-0.20%	500.00	20.00%
10E010 1130 2210 00 000000	INST LIFE INSURANCE BENEFITS	253.72	241.27	390	245.71	253.08	7.37	3.00%	(136.92)	-35.11%
10E010 1130 2220 00 000000	INST HEALTH INSURANCE BENEFITS	35,374.08	37,471.83	36,929.00	36,929.04	38,036.91	1,107.87	3.00%	1,107.91	3.00%
10E010 1130 2224 00 000000	INST BOARD PAID T.H.I.S.	1,528.44	1,530.93	1,923.00	1,944.41	2,002.74	58.33	3.00%	79.74	4.15%
10E010 1130 2229 00 000000	INST BOARD PAID EE ER TRS	16,324.46	15,619.66	20,022.00	18,991.25	19,560.99	569.74	3.00%	(461.01)	-2.30%
10E010 1130 2230 00 000000	INST LONG TERM DISABILITY BENEFIT	244.5	233.03	345	237.79	244.92	7.13	3.00%	(100.08)	-29.01%
10E010 1130 2240 00 000000	INST HEALTH INSURANCE BENEFITS	2,063.35	2,217.36	2,212.00	2,211.12	2,277.45	66.33	3.00%	65.45	2.96%
10E010 1130 3193 00 010000	MUSIC INSTRUCTIONAL PURCH SVC	0	3,537.52	3,000.00	2,353.90	3,000.00	646.10	27.45%	-	0.00%
10E010 1130 3230 00 000000	INST REPAIR & MAINTENANCE	1,025.00	782.8	1,000.00	685	1,000.00	315.00	45.99%	-	0.00%
10E010 1130 3296 00 000000	INST MUSIC INSTRUMENT REPAIR	1,681.57	1,992.00	3,000.00	1,810.66	3,000.00	1,189.34	65.69%	-	0.00%
10E010 1130 4050 00 000000	INST SUPPLIES & MATERIALS	4,845.94	5,141.90	5,000.00	6,386.19	6,000.00	(386.19)	-6.05%	1,000.00	20.00%
10E010 1130 4050 00 010000	MUSIC INITIATIVE SUPPLY/MATERL	0	1,166.32	6,000.00	951.74	2,000.00	1,048.26	110.14%	(4,000.00)	-66.67%
10E010 1130 4230 00 000000	INST TEXTBOOKS & WORKBOOKS	381.64	0	0	279.6	-	(279.60)	-100.00%	-	-
10E010 1130 5410 00 000000	MUSIC NEW CAPITAL OUTLAY	21,598.93	0	0	0	-	-	-	-	-
10E010 1130 5410 00 010000	MUSIC INITIATIVE CAPITAL OUTLY	0	0	0	0	22,500.00	5,000.00	28.57%	5,000.00	28.57%
10E010 1130 5420 00 000000	INST REPLACE CAPITAL OUTLAY	0	0	17,500.00	17,500.00	600.00	299.00	99.34%	-	0.00%
10E010 1130 6430 00 000000	INST CONTEST ENTRY FEE	589	657	600	301	600.00	410.00	215.79%	-	0.00%
10E010 1130 7001 00 000000	INST SMALL EQUIPMENT NON-CAP	585	316	600	190	600.00	410.00	-	(1,250.00)	-100.00%
10E010 1130 7001 00 010000	MUSIC INITIATIVE NON-CAP EQUIP	3,400.40	0	1,250.00	0	-	-	-	-	-
10E010 1130 1102 00 000000	INST DIVISION HEAD SALARY	98,364.00	102,000.00	80,000.00	80,000.00	82,080.00	2,080.00	2.60%	2,080.00	2.60%
10E011 1130 1125 00 000000	INST TEACHER SALARY	831,433.52	725,334.32	633,920.00	617,058.45	567,216.00	(49,840.45)	-8.08%	(66,702.00)	-10.52%

10E011 1130 1201 00 000000	INST SUBSTITUTE EARNINGS	13,395.00	10,829.00	17,500.00	11,898.00	12,000.00	102.00	0.86%	(5,500.00)	-31.43%
10E011 1130 1207 00 000000	INST PE LONG TERM SUBSTITUTE	0	0	21,150.00	27,847.50	-	(27,847.50)	-100.00%	(21,150.00)	-100.00%
10E011 1130 1326 00 000000	INST LOCKER ROOM SUPERVISION	1,413.60	80	750	733.72	750.00	16.28	2.22%	-	0.00%
10E011 1130 2001 00 000000	INST EMPLOYEE BENEFITS	0	0	0	160.35	165.16	4.81	3.00%	165.16	#DIV/0!
10E011 1130 2210 00 000000	INST LIFE INSURANCE BENEFIT	1,286.15	1,067.42	1,454.00	720.95	742.59	21.63	3.00%	(711.42)	-48.93%
10E011 1130 2220 00 000000	INST HEALTH INSURANCE BENEFIT	148,784.32	135,777.51	118,903.00	125,467.17	129,231.19	3,764.02	3.00%	10,328.19	8.69%
10E011 1130 2224 00 000000	INST BOARD PAID T.H.I.S.	8,630.42	7,769.10	7,178.00	7,147.74	7,362.17	214.43	3.00%	184.17	2.57%
10E011 1130 2229 00 000000	INST BOARD PAID E ER TRS	92,446.69	79,734.70	74,310.00	68,924.96	70,992.71	2,067.75	3.00%	(3,317.29)	-4.46%
10E011 1130 2230 00 000000	INST LONG TERM DISABILITY BENE	1,472.21	1,288.49	1,298.00	1,061.25	1,093.09	31.84	3.00%	(204.91)	-15.79%
10E011 1130 3230 00 000000	INST DENTAL INSURANCE BENEFIT	9,189.09	7,947.60	6,937.00	7,514.18	7,739.61	225.43	3.00%	802.61	11.57%
10E011 1130 4050 00 000000	INST REPAIR & MAINTENANCE	377.46	1,389.31	500	2,584.56	500.00	(2,084.56)	-80.65%	-	0.00%
10E011 1130 4050 00 000000	INST SUPPLIES & MATERIALS	3,768.94	4,488.53	5,000.00	4,527.37	5,000.00	4,547.63	1005.29%	-	0.00%
10E011 1130 4115 00 000000	INST TOWEL SUPPLIES	1,685.50	0	2,100.00	0	-	-	#DIV/0!	(2,100.00)	-100.00%
10E011 1130 4910 00 000000	INST SCHOOL STORE SUPPLIES	10,141.12	10,209.62	7,500.00	11,642.45	7,500.00	(4,142.45)	-35.58%	-	0.00%
10E011 1130 5410 00 000000	INST NEW CAPITAL OUTLAY	0	0	0	0.00	7,000.00	7,000.00	#DIV/0!	-	0.00%
10E011 1130 6450 00 000000	INST DUES & FEES	245	220	450	1,296.00	1,300.00	4.00	0.31%	850.00	188.89%
10E011 1130 7001 00 000000	INST SMALL EQUIP NON-CAP	4,961.74	5,998.16	5,850.00	3,205.89	6,000.00	2,794.11	87.16%	150.00	2.56%
10E013 1130 1102 00 000000	INST DIVISION HEAD SALARY	96,700.00	99,000.00	101,500.00	101,500.00	104,139.00	2,639.00	2.60%	2,639.00	2.60%
10E013 1130 1108 00 000000	INST BOARD APPROVED LOA SAL	0	89,815.32	0	12,830.68	-	(12,830.68)	-100.00%	-	#DIV/0!
10E013 1130 1201 00 000000	INST TEACHER SALARY	1,034,885.06	1,011,786.04	1,026,318.00	1,024,832.55	1,063,523.00	38,690.45	3.78%	37,205.00	3.63%
10E013 1130 1205 00 000000	INST SUBSTITUTE EARNINGS	13,608.72	10,131.71	17,500.00	10,189.34	12,000.00	1,810.66	17.77%	(5,500.00)	-31.43%
10E013 1130 1207 00 000000	INST LONG TERM SUB SAL	0	24,864.98	44,117.00	42,895.54	-	(42,895.54)	-100.00%	(44,117.00)	-100.00%
10E013 1130 2001 00 000000	INST EMPLOYEE BENEFITS	-31.75	50.45	0	53.45	55.05	1.60	3.00%	55.05	#DIV/0!
10E013 1130 2210 00 000000	INST LIFE INSURANCE BENEFIT	1,874.82	1,947.29	2,387.00	1,898.19	1,955.14	56.95	3.00%	(431.86)	-18.09%
10E013 1130 2220 00 000000	INST HEALTH INSURANCE BENEFIT	150,035.61	176,006.64	176,262.00	176,915.10	182,222.55	5,307.45	3.00%	5,960.55	3.38%
10E013 1130 2224 00 000000	INST DENTAL INSURANCE BENEFIT	10,561.54	12,254.04	11,784.00	11,872.83	12,229.01	356.18	3.00%	445.01	3.78%
10E013 1130 2229 00 000000	INST BOARD PAID E ER TRS	113,117.96	125,448.68	122,148.00	116,581.67	120,079.12	3,497.45	3.00%	(2,068.88)	-1.69%
10E013 1130 2230 00 000000	INST LONG TERM DISABILITY BENE	1,894.87	1,965.22	2,108.00	1,816.71	1,871.21	54.50	3.00%	(236.79)	-11.73%
10E013 1130 2240 00 000000	INST DENTAL INSURANCE BENEFIT	9,751.02	10,534.80	11,212.00	11,253.45	11,591.05	337.60	3.00%	379.05	3.38%
10E013 1130 4050 00 000000	INST SUPPLIES & MATERIALS	708.11	758.13	800	1,459.56	1,500.00	40.44	2.77%	700.00	87.50%
10E013 1130 4220 00 000000	INST CLASS SETS & REFERENCES	341.51	274.32	350	-847.28	1,500.00	2,347.28	-277.04%	1,150.00	328.57%
10E013 1130 4320 00 000000	INST TEXTBOOKS & WORKBOOKS	30,989.07	22,455.31	0	31,172.34	30,000.00	(1,172.34)	-3.76%	30,000.00	#DIV/0!
10E013 1130 6450 00 000000	INST DUES & FEES	1,524.90	901.5	750	740	750.00	10.00	1.35%	-	0.00%
10E014 2220 1140 00 000000	MEDIA SVC TECH DIR SALARY	194,860.00	199,690.23	187,276.00	123,188.10	102,750.00	(20,438.10)	-16.59%	(84,526.00)	-45.13%
10E014 2220 1140 00 000000	MEDIA SVC AUDIO VISUAL ERNGS	72,828.00	74,284.56	76,699.00	76,698.81	78,808.03	2,109.22	2.75%	2,109.03	2.75%
10E014 2220 1204 00 000000	MEDIA SVC TECH CREW ERNGS	2,048.83	1,414.14	2,500.00	874.88	2,000.00	1,125.12	128.60%	(500.00)	-20.00%
10E014 2220 2001 00 000000	MEDIA SVC EMPLOYEE BENEFITS	0	54.9	0	0	-	-	#DIV/0!	-	#DIV/0!
10E014 2220 2210 00 000000	MEDIA SVC LIFE INSURANCE BENE	493.2	493.2	487	331.68	343.29	11.61	3.50%	(143.71)	-29.51%
10E014 2220 2220 00 000000	MEDIA SVC HEALTH INSURANCE BEN	46,337.04	48,795.60	51,282.00	35,258.16	36,315.90	1,057.74	3.00%	(14,966.10)	-29.18%
10E014 2220 2230 00 000000	MEDIA SVC LONG TERM DISABILITY	471.12	471.12	498	291.12	299.85	8.73	3.00%	(198.15)	-39.79%
10E014 2220 2240 00 000000	MEDIA SVC DENTAL INSURANCE BEN	2,864.24	2,866.56	2,860.00	2,046.96	2,108.37	61.41	3.00%	(751.63)	-26.28%
10E014 2220 3190 00 000000	TECH CONSULTING SERVICES	3,461.88	3,300.00	4,500.00	3,300.00	3,300.00	-	0.00%	(1,200.00)	-26.67%
10E014 2220 3191 00 000000	MEDIA SVC CONTRACT SVCS SPCL	-201.32	483.64	2,500.00	92.54	1,000.00	907.46	980.61%	(1,500.00)	-60.00%
10E014 2220 3230 00 000000	MEDIA SVC TECHNOLOGY REPAIR	0	721.25	3,000.00	499	46,538.50	46,538.50	#DIV/0!	46,538.50	#DIV/0!
10E014 2220 3402 00 000000	O&M INTERNET SVR & MAINTENANCE	65,472.19	61,992.92	65,000.00	-10,243.16	32,000.00	42,243.16	-412.40%	-	0.00%
10E014 2220 3421 00 000000	MEDIA SVC SITE LICENSES	77,468.60	49,871.51	47,500.00	93,005.47	85,000.00	(8,005.47)	-8.61%	37,500.00	78.95%
10E014 2220 4050 00 000000	MEDIA SVC SUPPLIES & MATERIALS	61,930.62	43,590.54	30,000.00	52,895.94	25,000.00	(27,895.94)	-57.74%	(5,000.00)	-16.67%
10E014 2220 4120 00 000000	MEDIA SVC MAINTENANCE SUPPLIES	0	83,719.58	75,000.00	8,391.32	50,000.00	41,608.68	495.85%	(25,000.00)	-33.33%

10E014 2220 4322 00 000000	MEDIA SVC COMPUTER SOFTWARE	1,790.00	176.78	200	0	200.00	200.00	#DIV/0!	-	0.00%
10E014 2220 4700 00 000000	MEDIA SVC COMPUTER SOFTWARE	0	335	0	0	0	-	#DIV/0!	-	
10E014 2220 5410 00 000000	MEDIA SVC NEW CAPITAL OUTLAY	829.96	25,958.82	245,000.00	261,395.85	275,000.00	13,604.15	5.20%	30,000.00	12.24%
10E014 2220 5420 00 000000	MEDIA SVC REPLACE CAPITL OUTLY	138,074.63	60,236.17	35,000.00	15,644.56	35,000.00	19,355.44	123.77%	-	0.00%
10E014 2220 5425 00 000000	MEDIA SVC NEW CAPITAL OUTLAY	0	144,391.00	235,000.00	257,007.33	250,000.00	(7,007.33)	-2.73%	15,000.00	6.38%
10E014 2220 7001 00 000000	SM EQUIPMENT NON-CAPITAL	0	335.99	0	0	0	-	#DIV/0!	-	
10E014 2221 1140 00 000000	MEDIA SVC TECH SUPPORT SALARY	202,774.08	207,743.24	212,696.00	213,230.78	297,751.20	84,520.42	39.64%	85,055.20	39.99%
10E014 2221 2210 00 000000	MEDIA SVC LIFE INSURANCE BENEF	273.48	283.44	397	283.44	291.94	8.50	3.00%	(105.06)	-26.46%
10E014 2221 2220 00 000000	MEDIA SVC HEALTH INSURANCE BEN	29,677.58	33,240.48	41,461.00	33,539.70	34,545.89	1,006.19	3.00%	(6,915.11)	-16.68%
10E014 2221 2230 00 000000	MEDIA SVC LONG TERM DISABILITY	103.2	96.96	383	96.96	99.87	2.91	3.00%	(283.13)	-73.92%
10E014 2222 2210 00 000000	MEDIA SVC LIFE INSURANCE BENEF	1,525.84	1,626.72	2,556.00	2,555.52	2,632.19	76.67	3.00%	-	2.98%
10E014 2222 2220 00 000000	MEDIA SVC HEALTH INSURANCE BEN	0	0	0	0	-	-	#DIV/0!	-	
10E014 2222 2230 00 000000	MEDIA SVC LONG TERM DISABILITY	0	0	0	0	-	-	#DIV/0!	-	
10E014 2222 2240 00 000000	MEDIA SVC DENTAL INSURANCE BEN	0	0	0	0	-	-	#DIV/0!	-	
10E014 2222 2240 00 000000	MEDIA SVC DENTAL INSURANCE BEN	0	0	0	0	-	-	#DIV/0!	-	
10E016 1130 3190 00 000000	McCormick Inst Purch Svcs	0	0	0	900	-	(900.00)	-100.00%	-	
10E016 1130 4050 00 000000	McCormick Inst. Supplies	0	0	0	691.11	-	(691.11)	-100.00%	-	
10E016 2210 1129 00 000000	DEMOCRACY IMPRV OF INST CURRIC	0	448	0	576	500.00	(76.00)	-13.19%	500.00	
10E016 2210 2224 00 000000		0	3.95	0	5.31	5.47	0.16	3.00%	5.47	
10E016 2210 2229 00 000000		0	2.6	0	3.33	3.43	0.10	3.00%	3.43	
10E020 1130 1113 00 000000	FOR EXCHANGE PRGM EVENT ERNGS	8,400.00	5,760.00	5,000.00	10,200.00	25,288.00	15,088.00	147.92%	20,288.00	405.76%
10E020 1130 2224 00 000000	FOR LANG BOARD PD T.H.I.S.	0	0	0	75.08	77.33	2.25	3.00%	77.33	
10E020 1130 2229 00 000000	FOR LANG BD PD TRS ESN/ERN	0	0	0	47.32	48.74	1.42	3.00%	48.74	
10E020 1130 3190 00 020000	FOREIGN EX-GERMAN PURCH SVC	0	0	0	1,054.39	-	(1,054.39)	-100.00%	-	
10E020 1130 4100 00 020000	FOREIGN EX-FRENCH SUPPLIES	0	0	0	1,184.96	-	(1,184.96)	-100.00%	-	
10E020 1130 4100 00 030000	FOREIGN EX-GERMAN SUPPLIES	0	0	0	373.81	-	(373.81)	-100.00%	-	
10E020 1130 4100 00 040000	FOREIGN EX-SPAIN SUPPLIES	0	0	0	28,580.00	-	(28,580.00)	-100.00%	-	
10E020 1130 4100 00 040000	FORIN EX-COSTA RICA SUPPLIES	0	0	0	1,652.00	-	(1,652.00)	-100.00%	-	
10E022 1220 1102 00 000000	SP ED AST DIRECTOR SALARY	168,401.00	172,107.00	104,000.00	104,000.00	105,560.00	1,560.00	1.50%	1,560.00	1.50%
10E022 1220 1116 00 000000	SP ED PRG GRNT OFFSET IDEA SAL	-257,054.00	-159,688.00	-257,000.00	-224,325.00	(224,325.00)	-	0.00%	32,675.00	-12.71%
10E022 1220 1117 00 000000	SP ED PRG STAFFING EARNINGS	107,717.88	108,049.42	111,800.00	106,166.65	103,000.00	(3,166.65)	-2.98%	(8,800.00)	-7.87%
10E022 1220 1124 00 000000	SP ED PRG TEACHER SALARY	2,991.50	4,496.00	0	4,554.00	5,000.00	446.00	9.79%	5,000.00	
10E022 1220 1125 00 000000	SP ED PRG SECRETARY SALARY	1,162,673.71	1,240,327.80	1,352,310.00	1,313,585.72	1,466,426.00	152,840.28	11.64%	114,116.00	8.44%
10E022 1220 1141 00 000000	SP ED PRG PRG ASST SALARY	565,959.49	587,192.60	629,781.00	593,192.72	570,066.00	(23,126.72)	-3.90%	(59,715.00)	-9.48%
10E022 1220 1152 00 000000	SP ED PRG SECRETARY SALARY	50,610.66	51,060.00	53,142.00	53,141.76	55,026.56	1,884.80	3.55%	1,884.56	3.55%
10E022 1220 1201 00 000000	SP ED PRG SUBSTITUTE EARNINGS	30,982.00	27,118.05	36,000.00	47,146.00	40,000.00	(7,146.00)	-15.16%	4,000.00	11.11%
10E022 1220 1207 00 000000	INST LONG TERM SUB 20+ DAVS	22,031.70	0	0	20,735.30	9,480.00	(11,255.30)	-54.28%	9,480.00	
10E022 1220 1341 00 000000	SP ED PRG P.A. OVERTIME ERNGS	0	0	0	1,134.76	1,200.00	65.24	5.75%	1,200.00	
10E022 1220 1352 00 000000	SP ED PRG SECRETARY OVERTIME	0	0	0	362.01	500.00	137.99	38.12%	500.00	
10E022 1220 2001 00 000000	SP ED PRG EMPLOYEE BENEFITS	201.8	155.25	0	236.9	244.01	7.11	3.00%	244.01	
10E022 1220 2002 00 000000	SP ED PRG GRANT BENEFIT OFFSET	-50,379.00	-92,143.00	-50,000.00	-79,342.00	(81,722.26)	(2,380.26)	3.00%	(31,722.26)	63.44%
10E022 1220 2210 00 000000	SP ED PRG LIFE INSURANCE BENEF	3,185.99	3,195.42	4,391.00	3,121.04	3,214.67	93.63	3.00%	(1,116.33)	-26.79%
10E022 1220 2220 00 000000	SP ED PRG HEALTH INSURANCE BENEF	415,950.52	478,444.44	452,878.00	464,693.95	478,694.77	13,940.82	3.00%	25,766.77	5.69%
10E022 1220 2224 00 000000	SP ED PRG BOARD PAID T.H.I.S.	13,644.14	14,990.59	15,767.00	15,813.28	16,287.68	474.40	3.00%	520.68	3.30%
10E022 1220 2229 00 000000	SP ED PRG BOARD PAID EE ER TRS	143,785.41	151,935.76	163,002.00	151,925.26	156,483.02	4,557.76	3.00%	(6,518.98)	-4.00%
10E022 1220 2230 00 000000	SP ED PRG LONG TERM DISABILITY	2,887.10	2,948.30	3,966.00	2,852.07	2,937.63	85.56	3.00%	(1,028.37)	-25.93%
10E022 1220 2240 00 000000	SP ED PRG DENTAL INSURANCE BENEF	29,410.14	32,122.62	30,683.00	32,254.84	33,222.49	967.65	3.00%	2,539.49	8.28%
10E022 1220 3190 00 000000	SP ED PRG SPECIAL OLYMPICS	0	0	0	2,500.00	2,500.00	-	0.00%	2,500.00	
10E022 1220 3192 00 000000	SP ED PRG PRIVATE PLACEMENT	1,003,071.59	911,500.81	950,000.00	1,073,394.20	1,100,000.00	26,605.80	2.48%	150,000.00	15.79%

10E022 1220 3193 00 000000	SP ED PRG PURCHASED SERVICES	656	71,421.50	75,000.00	77,851.00	80,000.00	2,149.00	2.76%	5,000.00	6.67%
10E022 1220 3350 00 000000	SP ED PRG TEACHER TRAVEL	1,027.17	318.9	500	1,354.67	1,500.00	145.33	10.73%	1,000.00	200.00%
10E022 1220 4050 00 000000	SP ED PRG SUPPLIES & MATERIALS	1,189.27	0	1,750.00	1,198.09	1,750.00	551.91	46.07%	-	0.00%
10E022 1220 4230 00 000000	SP ED PRG TEXTBOOKS & WORKBOOKS	0	0	0	262.44	-	(262.44)	-100.00%	-	#DIV/0!
10E022 4210 6709 00 000000	PMT TO OTH GOV UNIT-OWBUDSMAN+	0	294,250.00	300,000.00	361,282.90	375,000.00	13,717.10	3.80%	75,000.00	25.00%
10E022 4220 6709 00 000000	PMTS OTH GOV SAVED TUITION	703,959.21	805,710.55	790,000.00	928,607.03	1,000,000.00	71,392.97	7.69%	210,000.00	26.58%
10E028 1390 1125 00 000000	INST TEACHER EARNINGS	0	0	0	0	0	-	-	-	#DIV/0!
10E028 1390 2001 00 000000	INST EMPLOYEE BENEFITS	0	0	0	0	0	-	-	0	#DIV/0!
10E028 2110 1151 00 000000	ATTND SW SECRETARY SALARY	0	0	0	0	0	-	-	0	#DIV/0!
10E028 2110 2001 00 000000	ATTND SW EMPLOYEE BENEFITS	0	0	0	0	0	-	-	0	#DIV/0!
10E028 2210 3190 00 000000	IMPRV OF INST PURCHASED SVCS	0	0	0	0	0	-	-	-	#DIV/0!
10E028 2400 1111 00 000000	SCHL ADM DIRECTOR SALARY	0	0	0	0	0	-	-	-	#DIV/0!
10E028 2400 2001 00 000000	SCHL ADM EMPLOYEE BENEFITS	0	0	0	0	0	-	-	0	#DIV/0!
10E028 2540 3230 00 000000	Q&M PLANT REPAIR & MAINTENANCE	0	0	0	0	0	-	-	-	#DIV/0!
10E029 1300 1125 00 000000	INST TEACHER SALARY	4,804.69	14,288.75	0	0	0	-	-	-	#DIV/0!
10E029 1300 2001 00 000000	INST EMPLOYEE BENEFITS	376.88	1,291.63	0	0	0	-	-	0	#DIV/0!
10E029 1300 4050 00 000000	INST SUPPLIES & MATERIALS	0	0	0	0	0	-	-	-	#DIV/0!
10E029 1300 4230 00 000000	INST TEXTBOOKS & WORKBOOKS	0	0	0	0	0	-	-	-	#DIV/0!
10E029 2110 1151 00 000000	ATTND SW SECRETARY SALARY	0	1,798.53	0	0	0	-	-	-	#DIV/0!
10E029 2110 2001 00 000000	ATTND SW EMPLOYEE BENEFITS	0	342.48	0	0	0	-	-	0	#DIV/0!
10E029 2120 1126 00 000000	GUIDN COUNSELOR SALARY	0	1,819.13	0	0	0	-	-	-	#DIV/0!
10E029 2120 2001 00 000000	INST EMPLOYEE BENEFITS	0	120.42	0	0	0	-	-	0	#DIV/0!
10E029 2210 3190 00 000000	IMPRV OF INST PURCHASED SERVICE	0	0	0	0	0	-	-	-	#DIV/0!
10E029 2400 1111 00 000000	SCHL ADM DIRECTOR SALARY	400	0	0	0	0	-	-	-	#DIV/0!
10E029 2400 2001 00 000000	SCHL ADM EMPLOYEE BENEFITS	82.2	0	0	0	0	-	-	0	#DIV/0!
10E029 2540 6997 00 000000	Q&M PLANT INDIRECT COSTS	792.74	0	0	0	0	-	-	-	#DIV/0!
10E030 1407 1102 00 000000	CTE BUS ED DIVISION HEAD SAL	91,731.00	95,208.00	97,693.00	97,693.00	98,670.00	977.00	1.00%	977.00	1.00%
10E030 1407 1207 00 000000	CTE BUS ED TEACHER SALARY	280,485.66	313,211.41	321,990.00	317,253.22	326,346.00	9,092.78	2.87%	4,356.00	1.35%
10E030 1407 2001 00 000000	CTE BUS ED SUBSTITUTE EARNINGS	2,222.00	2,394.00	10,000.00	4,414.00	5,000.00	586.00	13.28%	(5,000.00)	-50.00%
10E030 1407 2210 00 000000	CTE BUS ED LONG TERM SUB EARNINGS	0	0	10,000.00	9,165.00	-	(9,165.00)	-100.00%	(10,000.00)	-100.00%
10E030 1407 2220 00 000000	CTE BUS ED HEALTH INSURANCE	675.81	707.79	855	53.45	55.05	1.60	3.00%	55.05	#DIV/0!
10E030 1407 2222 00 000000	CTE BUS ED BOARD PAID T.H.I.S.	59,519.29	70,541.82	71,177.00	71,174.22	73,309.45	2,135.23	3.00%	2,132.45	-13.10%
10E030 1407 2229 00 000000	CTE BUS ED BOARD PAID TEACHER TRS	3,371.53	3,992.68	4,322.00	4,277.92	4,406.26	128.34	3.00%	84.26	3.00%
10E030 1407 2230 00 000000	CTE BUS ED LONG TERM DISABILITY	36,298.10	41,055.14	44,455.00	41,231.36	42,468.30	1,236.94	3.00%	(1,986.70)	-4.47%
10E030 1407 2240 00 000000	CTE BUS ED DENTAL INSURANCE	639.54	674.26	772	687.3	707.92	20.62	3.00%	(64.08)	-8.30%
10E030 1407 4050 00 000000	CTE BUS ED SUPPLIES & MATERIAL	2,347.79	3,450.12	3,511.00	3,510.24	3,615.55	105.31	3.00%	104.55	2.98%
10E030 1407 4230 00 000000	CTE BUS ED TEXTBOOKS & WRKBS	4,690.20	0	0	3,472.25	3,000.00	(472.25)	-13.60%	3,000.00	0.00%
10E030 1407 4910 00 000000	CTE BUS ED SCHOOL STORE SUPPLY	1,320.00	1,320.00	1,400.00	0	1,400.00	1,400.00	100.00%	-	0.00%
10E030 1407 6430 00 000000	CTE BUS ED CONTEST ENTRY FEES	25	0	0	0	0	-	-	-	0.00%
10E032 1421 1125 00 000000	CTE FAC'S TEACHER SALARY	193,841.80	158,767.70	162,073.00	161,030.98	163,711.00	2,680.02	1.66%	1,638.00	1.01%
10E032 1421 1201 00 000000	CTE FAC'S SUBSTITUTE EARNINGS	6,712.00	5,137.00	4,000.00	4,506.00	4,000.00	(506.00)	-11.23%	-	0.00%
10E032 1421 2001 00 000000	CTE FAC'S EMPLOYEE BENEFITS	49.9	48.45	0	0	0	-	-	-	#DIV/0!
10E032 1421 2210 00 000000	CTE FAC'S LIFE INSURANCE BENE	240.78	224.64	330	267.48	275.50	8.02	3.00%	(54.50)	-16.51%
10E032 1421 2220 00 000000	CTE FAC'S HEALTH INSURANCE BENE	16,399.47	22,121.55	24,410.00	24,409.92	25,142.22	732.30	3.00%	732.22	3.00%
10E032 1421 2224 00 000000	CTE FAC'S BOARD PAID T.H.I.S.	1,826.41	1,494.98	1,850.00	1,660.96	1,710.79	49.83	3.00%	(139.21)	-7.52%
10E032 1421 2229 00 000000	CTE FAC'S BOARD PAID EE ER TRS	19,282.10	15,263.08	21,157.00	16,103.86	16,586.98	483.12	3.00%	(4,570.02)	-21.60%

10E032	1421	2230	00	000000	CTE FACS LONG TERM DISABILITY	319.14	265.29	292	258.39	266.14	7.75	3.00%	(25.86)	-8.86%
10E032	1421	2240	00	000000	CTE FACS DENTALINSURANCE BENE	1,029.48	1,469.43	1,681.00	1,680.48	1,730.89	50.41	3.00%	49.89	2.97%
10E032	1421	3230	00	000000	CTE FACS REPAIR & MAINTENANCE	918.3	0	1,200.00	609	1,200.00	591.00	97.04%	-	0.00%
10E032	1421	4050	00	000000	CTE FACS SUPPLIES & MATERIALS	16,951.60	17,055.49	17,500.00	16,994.50	17,500.00	505.50	2.97%	-	0.00%
10E032	1421	4230	00	000000	CTE FACS TEXTBOOKS & WORKBOOKS	0	8,505.99	0	1,804.95	-	(1,804.95)	-100.00%	-	-
10E032	1421	4910	00	000000	CTE FACS SCHOOL STORE SUPPLIES	0	2,166.48	0	0	-	-	-	-	-
10E034	1447	1125	00	000000	CTE IA TEACHER SALARY	105,099.56	73,246.17	69,938.00	69,703.25	71,869.00	2,165.75	3.11%	1,931.00	2.76%
10E034	1447	1201	00	000000	CTE IA SUBSTITUTE EARNINGS	494	1,126.00	1,400.00	288	1,000.00	712.00	247.22%	(400.00)	-28.57%
10E034	1447	2210	00	000000	CTE IA LIFE INSURANCE BENEFITS	179.19	118.56	143	109.2	112.48	3.28	3.00%	(30.52)	-21.35%
10E034	1447	2220	00	000000	CTE IA HEALTH INSURANCE BENE	12,673.03	5,992.38	4,691.00	4,690.80	4,891.52	140.72	3.00%	140.52	3.00%
10E034	1447	2224	00	000000	CTE IA BOARD PAID T.H.I.S.	965.79	659.59	703	705.4	726.56	21.16	3.00%	23.56	3.35%
10E034	1447	2229	00	000000	CTE IA BOARD PAID EE ER TRS	10,408.20	6,757.17	7,323.00	6,941.84	7,150.10	208.26	3.00%	(172.90)	-2.36%
10E034	1447	2230	00	000000	CTE IA LONG TERM DISABILITY	172.3	114.09	126	105.12	108.27	3.15	3.00%	(17.73)	-14.07%
10E034	1447	2240	00	000000	CTE IA DENTAL INSURANCE BENE	933.66	451.41	366	365.76	376.73	10.97	3.00%	10.73	2.93%
10E034	1447	4050	00	000000	CTE IA SUPPLIES & MATERIALS	553.82	124.37	500	338.67	500.00	161.33	47.64%	-	0.00%
10E034	1447	4230	00	000000	CTE IA TEXTBOOKS & WORKBOOKS	2,428.62	0	4,034.00	3,299.30	-	(3,299.30)	-100.00%	(4,034.00)	-100.00%
10E034	1447	4920	00	000000	CTE IA SCHOOL STORE SHOP CARDS	0	0	0	0	-	-	-	-	-
10E035	1459	3950	00	000000	CTE BTT TEACHER TRAVEL	0	0	150	0	150.00	150.00	-	-	0.00%
10E040	1600	1125	00	000000	INST SS ACADEMIC TE EARNINGS	14,337.50	24,573.50	35,000.00	31,912.00	35,000.00	3,088.00	9.68%	-	0.00%
10E040	1600	1127	00	000000	INST SS DRIVERS ED TE EARNINGS	27,006.67	43,927.50	25,000.00	27,354.00	25,000.00	(2,354.00)	-8.61%	-	0.00%
10E040	1600	1141	00	000000	INST SS PROG ASSISTANT ERNGS	1,690.33	2,255.73	3,400.00	2,166.12	3,000.00	833.88	38.50%	(400.00)	-11.76%
10E040	1600	2224	00	000000	INST SS BOARD PAID T.H.I.S.	347.29	592.11	650	515.08	530.53	15.45	3.00%	(119.47)	-18.38%
10E040	1600	2229	00	000000	INST SS BOARD PAID EE ER TRS	239.8	397.31	500	324.71	334.45	9.74	3.00%	(165.55)	-33.11%
10E040	1600	3190	00	000000	INST SS PURCHASED SERVICE	1,716.45	460	2,000.00	440	1,000.00	560.00	127.27%	(1,000.00)	-50.00%
10E040	1600	3252	00	000000	INST SS DRIVER ED CAR RENTAL	4,050.00	4,350.00	4,400.00	6,000.00	6,000.00	-	0.00%	1,600.00	36.36%
10E040	1600	4052	00	000000	INST SS DRV ED SVC&REPR PARTS	2,349.95	200	2,000.00	1,578.78	2,000.00	421.22	26.68%	-	0.00%
10E040	1600	4055	00	000000	INST SS BAND CAMP SUPPLIES	2,988.74	2,173.89	2,500.00	2,118.48	2,500.00	381.52	18.01%	-	0.00%
10E040	1600	4686	00	000000	INST SS DRIVER ED GASOLINE	860.28	865.82	750	897.23	1,000.00	102.77	11.45%	250.00	33.33%
10E040	1622	1131	00	000000	INST SS SP ED TEACHER ERNGS	5,735.00	9,898.00	5,000.00	14,369.00	10,000.00	(4,369.00)	-30.41%	5,000.00	100.00%
10E040	1622	1144	00	000000	INST SS SP ED PROG AST ERNGS	5,844.63	6,716.37	6,000.00	7,276.18	7,500.00	223.82	3.08%	1,500.00	22.00%
10E040	1622	2224	00	000000		48.17	87.1	50	132.19	136.16	3.97	3.00%	86.16	172.31%
10E040	1622	2229	00	000000		33.26	57.41	50	83.35	85.85	2.50	3.00%	35.85	71.70%
10E041	1600	1133	00	000000	SUMMR SPORTS ERNGS BASEBALL	3,777.90	5,141.84	45,000.00	4,620.00	6,000.00	1,380.00	29.87%	(39,000.00)	-86.67%
10E041	1600	2229	00	000000	SUMMR SPORTS BD PD TRS BASEBALL	30.47	37.54	0	42.51	43.7853	1.2753	3.00%	43.7853	-
10E041	1600	2229	00	010000	SUMMR SPORTS BD PD THIS BASEBALL	21.03	25.92	0	26.79	27.5937	0.8037	3.00%	27.5937	-
10E041	1600	3191	00	000000	SUMMR SPORTS OFFICIAL BASEBALL	1,081.92	320.32	0	191.52	-	(191.52)	-100.00%	-	-
10E041	1600	4057	00	000000	SUMMR SPORTS SUPPLIES BASEBALL	75	0	0	0	-	-	-	-	-
10E041	1601	1133	00	010000	SUMMR SPORTS ERNGS B BSKTBL	15,411.19	4,331.86	0	0	-	-	-	-	-
10E041	1601	2224	00	010000	SUMMR BD PD TRS B BSKTBL	56.34	5.62	0	0	0	0	-	-	-
10E041	1601	2229	00	010000	SUMMR SPORTS BD PD THIS B BSKT	38.91	3.75	0	0	0	0	-	-	-
10E041	1601	4057	00	010000	SUMMR SPORTS SUPPLIES B BSKTBL	421	1,732.00	0	383.55	-	(383.55)	-100.00%	-	-
10E041	1602	1133	00	020000	SUMMR SPORTS ERNGS G BSKTBL	1,944.25	2,527.16	0	0	-	-	-	-	-
10E041	1602	2224	00	020000	SUMMER SPORTS BD PD TRS G BSKT	16.34	0	0	0	0	0	-	-	-
10E041	1602	2229	00	020000	SUMMR SPORTS BD PD THIS G BSKT	11.28	0	0	0	0	0	-	-	-
10E041	1602	4057	00	020000	SUMMR SPORTS SUPPLIES G BSKTBL	224.5	39	0	0	-	-	-	-	-
10E041	1603	1133	00	030000	SUMMR SPORTS ERNGS BADMINTN	614.4	879.55	0	0	-	-	-	-	-
10E041	1603	2224	00	030000	SUMMR BD PD TRS BADMINTN	5.16	7.39	0	0	0	0	-	-	-
10E041	1603	2229	00	030000	SUMMR BD PD THIS BADMINTN	3.56	5.1	0	0	0	0	-	-	-
10E041	1603	4057	00	030000	SUMMR SPORTS SUPPLIES BADMINTN	127.98	144.46	0	0	-	-	-	-	-

10E041 1604 1133 00 040000	SUMMR SPORTS ERNGS CHEERLDRG	1,894.03	2,770.50	0	0	3,639.35	3,500.00	(139.35)	-3.83%	3,500.00	#DIV/0!
10E041 1604 1900 00 040000	SUMMR SPORTS CHEER PUCH SVCS	0	560	0	0	0	0	-	#DIV/0!	-	#DIV/0!
10E041 1605 1133 00 050000	SUMMR SPORTS ERNGS BCC	1,039.29	0	0	0	1,814.58	2,000.00	185.42	10.22%	2,000.00	#DIV/0!
10E041 1605 2224 00 050000	SUMMR SPORTS BD PD TRS BCC	8.73	0	0	0	16.7	17,201	0.501	3.00%	17,201	#DIV/0!
10E041 1605 2229 00 050000	SUMMR SPORTS BD PD THIS BCC	6.02	0	0	0	10.52	10,8356	0.3156	3.00%	10,8356	#DIV/0!
10E041 1606 1133 00 060000	SUMMR SPORTS ERNGS BTRK	0	271.96	0	0	155.28	500.00	344.72	222.00%	500.00	#DIV/0!
10E041 1606 2224 00 060000	SUMMR SPORTS BD PD BTRK	129.29	2.29	0	0	1.43	1,4729	0.0429	3.00%	1,4729	#DIV/0!
10E041 1606 2229 00 060000	SUMMR SPORTS THIS BTRK	0	1.58	0	0	0.9	0.927	0.027	3.00%	0.927	#DIV/0!
10E041 1607 1133 00 070000	SUMMR SPORTS ERNGS FOOTBALL	7,098.12	4,615.62	0	0	2,769.90	5,000.00	2,230.10	80.51%	5,000.00	#DIV/0!
10E041 1607 2224 00 070000	SUMMR SPORTS BD PD TRS FTBALL	53.57	23.67	0	0	17.85	18,3855	0.5355	3.00%	18,3855	#DIV/0!
10E041 1607 2229 00 070000	SUMMR SPORTS BD PD THIS FTBALL	36.99	16.35	0	0	11.24	11,5772	0.3372	3.00%	11,5772	#DIV/0!
10E041 1608 1133 00 080000	SUMMR SPORTS SUPPLIES FOOTBALL	352.34	78.93	0	0	1,190.10	-	(1,190.10)	-100.00%	-	#DIV/0!
10E041 1608 2224 00 080000	SUMMR SPORTS ERNGS HS GOLF	265.12	477.49	0	0	0	-	-	#DIV/0!	-	#DIV/0!
10E041 1608 2229 00 080000	SUMMR SPORTS BD PD TRS HS GOLF	2.22	2.06	0	0	0	0	0	#DIV/0!	0	#DIV/0!
10E041 1608 4057 00 080000	SUMMR SPORTS SUPPLIES HS GOLF	1.54	1.42	0	0	0	0	0	#DIV/0!	0	#DIV/0!
10E041 1610 1133 00 100000	SUMMR SPORTS ERNGS POMS	1,166.55	1,845.47	0	0	1,400.00	1,500.00	100.00	7.14%	1,500.00	#DIV/0!
10E041 1610 2224 00 100000	SUMMR BD PD TRS POMS	9.8	16.24	0	0	12.88	13,2664	0.3864	3.00%	13,2664	#DIV/0!
10E041 1610 4057 00 100000	SUMMR BD PD THIS POMS	6.77	10.7	0	0	8.12	8,3636	0.2436	3.00%	8,3636	#DIV/0!
10E041 1611 1133 00 110000	SUMMR SPORTS SUPPLIES POMS	0	0	0	0	6,858.07	-	(6,858.07)	-100.00%	-	#DIV/0!
10E041 1611 2224 00 110000	SUMMR SPORTS ERNGS SOFTBALL	916.72	2,162.74	0	0	1,391.28	1,500.00	108.72	7.81%	1,500.00	#DIV/0!
10E041 1611 2229 00 110000	SUMMR SPORTS BD PD TRS FTBALL	7.7	16.14	0	0	12.8	13,184	0.384	3.00%	13,184	#DIV/0!
10E041 1611 4057 00 110000	SUMMR SPORTS BD PD THIS FTBALL	5.32	11.14	0	0	8.07	8,3122	0.2421	3.00%	8,3122	#DIV/0!
10E041 1612 1133 00 120000	SUMMR SPORTS SUPPLIES SOFTBALL	147	1,856.75	0	0	816.43	-	(816.43)	-100.00%	-	#DIV/0!
10E041 1612 2224 00 120000	SUMMR SPORTS ERNGS B SOCCER	2,627.89	3,656.61	0	0	4,008.72	4,000.00	(8.72)	-0.22%	4,000.00	#DIV/0!
10E041 1612 2229 00 120000	SUMMR SPORTS BD PD TRS B SOCCER	11.9	21.21	0	0	20.37	20,9811	0.6111	3.00%	20,9811	#DIV/0!
10E041 1612 4057 00 120000	SUMMR SPORTS BD PD THIS B SOCCER	8.32	14.64	0	0	12.84	13,2252	0.3852	3.00%	13,2252	#DIV/0!
10E041 1613 1133 00 130000	SUMMR SPORTS SUPPLIES B SOCCER	0	0	0	0	551.25	-	(551.25)	-100.00%	-	#DIV/0!
10E041 1613 2224 00 130000	SUMMR SPORTS ERNGS G SOCCER	1,796.06	332.46	0	0	332.46	500.00	167.54	50.39%	500.00	#DIV/0!
10E041 1613 4057 00 130000	SUMMR SPORTS BD PD TRS G SOCCER	3.92	0	0	0	0	0	0	#DIV/0!	0	#DIV/0!
10E041 1613 2229 00 130000	SUMMR SPORTS ERNGS TENNIS	631.26	452.71	0	0	627.98	500.00	(127.98)	-20.38%	500.00	#DIV/0!
10E041 1615 1133 00 150000	SUMMR SPORTS SUPPLIES TENNIS	0	580	0	0	640	-	(640.00)	-100.00%	-	#DIV/0!
10E041 1615 4057 00 150000	SUMMR SPORTS ERNGS VBALL	4,118.08	4,818.17	0	0	2,871.03	3,000.00	128.97	4.49%	3,000.00	#DIV/0!
10E041 1616 1133 00 160000	SUMMR SPORTS BD PD TRS VBALL	31.29	36.05	0	0	22.72	23,4016	0.6816	3.00%	23,4016	#DIV/0!
10E041 1616 2224 00 160000	SUMMR SPORTS BD PD THIS VBALL	21.6	24.9	0	0	14.32	14,7496	0.4296	3.00%	14,7496	#DIV/0!
10E041 1616 4057 00 160000	SUMMR SPORTS SUPPLIES VBALL	494.27	636.18	0	0	1,806.25	-	(1,806.25)	-100.00%	-	#DIV/0!
10E041 1618 1133 00 180000	SUMMR SPORTS ERNGS GCC	550.88	944.04	0	0	815.55	1,000.00	184.45	22.62%	1,000.00	#DIV/0!
10E041 1618 2224 00 180000	SUMMR SPORTS BD PD TRS GCC	4.63	4.75	0	0	7.5	7,725	0.225	3.00%	7,725	#DIV/0!
10E041 1618 2229 00 180000	SUMMR SPORTS BD PD THIS GCC	3.19	3.13	0	0	4.74	4,8822	0.1422	3.00%	4,8822	#DIV/0!
10E041 1619 1133 00 190000	SUMMR SPORTS ERNGS GTRK	36.94	0	0	0	213.51	500.00	286.49	134.18%	500.00	#DIV/0!
10E041 1619 2224 00 190000	SUMMR SPORTS BD PD TRS GTRK	0	0	0	0	1.96	2,0188	0.0588	3.00%	2,0188	#DIV/0!
10E041 1619 2229 00 190000	SUMMR SPORTS BD PD THIS GTRK	0	0	0	0	1.24	1,2772	0.0372	3.00%	1,2772	#DIV/0!
10E041 1619 4057 00 190000	SUMMR SPORTS SUPPLIES GTRK	212.84	0	0	0	0	-	-	#DIV/0!	-	#DIV/0!
10E041 1620 1133 00 200000	SUMMR SPORTS ERNGS G S/PWR TRNG	0	0	0	0	388.2	500.00	111.80	28.80%	500.00	#DIV/0!
10E041 1620 2224 00 200000	SUMMR SPORTS BD PD TRS G S/PWR	0	0	0	0	3.57	3,6771	0.1071	3.00%	3,6771	#DIV/0!
10E041 1620 4057 00 200000	SUMMR SPORTS BD PD THIS G S/PWR	0	0	0	0	2.25	2,3175	0.0675	3.00%	2,3175	#DIV/0!
10E045 1800 1102 00 000000	INST BILL DIVISION HEAD SALARY	88,003.85	90,297.00	92,654.00	92,654.00	92,654.00	95,063.00	2,409.00	2.60%	2,409.00	2.60%
10E045 1800 1116 00 000000	INST BILL GRANT SALARY OFFSET	-85,775.00	-98,781.76	-86,000.00	-101,776.88	101,776.88	-	-	0.00%	(15,776.88)	18.35%

10E045 1800 1125 00 000000	INST BILL TEACHER SALARY	248,673.86	255,733.67	330,046.00	320,866.27	320,542.00	(324.27)	-0.10%	(9,504.00)	-2.88%
10E045 1800 1141 00 000000	INST BILL PROG AST SALARY	64,963.34	74,647.68	69,227.00	79,314.30	101,396.56	22,082.26	27.84%	32,169.56	46.47%
10E045 1800 1152 00 000000	INST BILL SECRETARY SALARY	37,902.89	41,301.48	43,352.00	43,182.62	44,482.40	1,299.78	3.01%	1,130.40	2.61%
10E045 1800 1201 00 000000	INST BILL SUBSTITUTE EARNINGS	2,151.00	1,853.00	5,000.00	2,948.00	5,000.00	2,052.00	69.61%	-	0.00%
10E045 1800 2210 00 000000	INST BILL LIFE INSURANCE BENEF	785.68	784.45	1,070.00	860.09	885.89	25.80	3.00%	(184.11)	-17.21%
10E045 1800 2220 00 000000	INST BILL HEALTH INSURANCE BENEF	92,117.76	98,973.84	101,630.00	98,815.62	101,780.09	2,964.47	3.00%	150.09	0.15%
10E045 1800 2224 00 000000	INST BILL BOARD PAID T.H.I.S.	3,109.75	3,344.25	4,251.00	4,270.92	4,399.05	128.13	3.00%	148.05	3.48%
10E045 1800 2229 00 000000	INST BILL BOARD EE ER TRS	33,509.91	34,430.41	43,752.00	41,959.90	43,218.70	1,258.80	3.00%	(533.30)	-1.22%
10E045 1800 2230 00 000000	INST BILL LONG TERM DISABILITY	759.87	758.61	981	831.61	856.56	24.95	3.00%	(124.44)	-12.69%
10E045 1800 2240 00 000000	INST BILL DENTAL INSURANCE BENEF	4,701.84	4,680.00	5,071.00	5,026.47	5,177.26	150.79	3.00%	106.26	2.10%
10E045 1800 3190 00 000000	INST BILL PURCHASED SERVICE	0	750	0	0	-	-		-	
10E045 1800 4050 00 000000	INST BILL SUPPLIES & MATERIALS	229.12	0	300	0	-	-		(300.00)	-100.00%
10E045 1800 4230 00 000000	INST BILL TEXTBOOKS & WORKBOOKS	0	1,648.90	1,791.00	791.4	1,000.00	208.60	26.36%	(791.00)	-44.17%
10E045 1800 4910 00 000000	INST BILL SCHOOL STORE SUPPLIES	1,444.63	78.33	2,200.00	1,200.00	1,500.00	300.00	25.00%	(700.00)	-31.82%
10E045 1800 6450 00 000000	INST BILL DUES FEES TRAVEL	17.99	0	0	0	-	-		-	
10E050 2110 1103 00 000000	SOCWK SOCIAL WORKER SALARY	163,094.01	167,705.19	206,882.00	151,421.22	160,648.00	9,226.78	6.09%	(46,234.00)	-22.35%
10E050 2110 2001 00 000000	SOCWK EMPLOYEE BENEFITS	0	0	0	53.45	55.05	1.60	3.00%	55.05	
10E050 2110 2210 00 000000	SOCWK LIFE INSURANCE BENEFIT	203.52	204.99	422	191.55	197.30	5.75	3.00%	(224.70)	-53.25%
10E050 2110 2220 00 000000	SOCWK HEALTH INSURANCE BENEFIT	18,732.72	19,510.08	22,868.00	18,554.28	19,110.92	556.63	3.00%	(3,757.09)	-16.43%
10E050 2110 2224 00 000000	SOCWK BOARD PAID T.H.I.S.	1,506.66	1,621.87	2,080.00	1,497.88	1,542.81	44.94	3.00%	(537.18)	-25.83%
10E050 2110 2229 00 000000	SOCWK BOARD PAID EE ER TRS	16,286.49	16,749.50	21,661.00	14,781.69	15,225.14	443.45	3.00%	(6,435.86)	-29.71%
10E050 2110 2230 00 000000	SOCWK LONG TERM DISABILITY	297.36	298.84	382	285.6	294.17	8.57	3.00%	(87.83)	-22.99%
10E050 2110 2240 00 000000	SOCWK DENTAL INSURANCE BENEFIT	1,614.24	1,626.72	1,967.00	1,622.16	1,670.82	48.66	3.00%	(296.18)	-15.06%
10E050 2110 3190 00 000000	SOC WRRR CONTRACT SERVICES	0	0	0	30,575.16	150.00	(30,575.16)	-100.00%	-	
10E050 2110 4051 00 000000	SOCWK SUPPLIES & MATERIALS	0	135	130	0	150.00	150.00		-	
10E050 2110 6450 00 000000	SOCWK DUES & FEES	0	0	0	0	200.00	200.00		-	
10E051 1300 1125 00 000000	INST GUIDN PROCTOR EARNINGS	-500	0	0	0	-	-		200.00	
10E051 2120 1102 00 000000	GUIDN DIVISION HEAD SALARY	91,800.00	96,000.00	98,505.00	98,505.00	82,000.00	(16,505.00)	-16.76%	(16,505.00)	-16.76%
10E051 2120 1126 00 000000	GUIDN COUNSELOR SALARY	405,079.05	420,601.00	373,510.00	371,932.85	425,621.00	53,688.15	14.43%	52,111.00	13.95%
10E051 2120 1129 00 000000	GUIDN SUMMER COUNSELOR ERNGS	2,456.75	2,411.89	2,500.00	2,474.73	2,500.00	25.27	1.02%	-	0.00%
10E051 2120 1152 00 000000	GUIDN SECRETARY SALARY	30,517.07	31,109.44	32,224.00	32,055.48	33,018.72	963.24	3.00%	794.72	2.47%
10E051 2120 1201 00 000000	GUIDN SUBSTITUTE SALARY	0	336	0	0	-	-		-	
10E051 2120 1207 00 000000	GUIDN LONG TERM SUB 20+ DAYS	9,039.00	16,298.14	47,605.00	46,730.44	-	(46,730.44)	-100.00%	(47,605.00)	-100.00%
10E051 2120 1352 00 000000	GUIDN SECRETARY OVERTIME ERNGS	1,207.41	1,570.26	0	1,362.38	1,500.00	137.62	10.10%	1,500.00	
10E051 2120 2001 00 000000	GUIDN EMPLOYEE BENEFITS	100.9	50.45	0	0	-	-		-	
10E051 2120 2210 00 000000	GUIDN LIFE INSURANCE BENEFITS	811.5	833.52	1,119.00	827.62	852.45	24.83	3.00%	(266.55)	-23.82%
10E051 2120 2220 00 000000	GUIDN HEALTH INSURANCE BENEFIT	75,665.43	81,014.39	61,456.00	80,748.96	83,177.43	2,422.47	3.00%	21,715.43	35.33%
10E051 2120 2224 00 000000	GUIDN BOARD PAID T.H.I.S.	4,662.10	5,117.17	5,226.00	5,264.51	5,422.45	157.94	3.00%	196.45	3.76%
10E051 2120 2229 00 000000	GUIDN BOARD PAID EE ER TRS	50,397.32	52,008.37	53,866.00	51,870.19	53,426.30	1,556.11	3.00%	(929.70)	-0.82%
10E051 2120 2230 00 000000	GUIDN BOARD PAID EE ER TRS	876.09	897.25	1,010.00	890.61	917.33	26.72	3.00%	(49.67)	-9.18%
10E051 2120 2240 00 000000	GUIDN DENTAL INSURANCE BENEFIT	5,972.94	6,218.54	5,171.00	6,297.45	6,486.37	188.92	3.00%	1,315.37	25.44%
10E051 2120 3190 00 000000	GUIDN PURCH SVCS (TESTING)	0	0	350	0	-	-		(350.00)	-100.00%
10E051 2120 3197 00 000000	GUIDN ACT PREP VENDOR	3,135.00	0	4,200.00	0	-	-		(4,200.00)	-100.00%
10E051 2120 3420 00 000000	GUIDN COMPUTER SOFTWARE	799	799	17,140.00	17,140.10	13,140.00	(4,000.10)	-23.34%	(4,000.00)	-100.00%
10E051 2120 4050 00 000000	GUIDN SUPPLIES & MATERIALS	1,409.44	1,508.42	1,500.00	1,491.46	1,500.00	8.54	0.57%	-	0.00%
10E052 2130 1130 00 000000	HLTH SVC SCHOOL NURSE SALARY	59,746.93	60,786.17	61,522.00	61,297.35	66,076.00	4,778.65	7.80%	4,554.00	7.40%
10E052 2130 1131 00 000000	HLTH SVC STAFF NURSE	66,057.33	67,560.52	69,983.00	69,615.68	71,907.68	2,292.00	3.29%	1,924.68	2.75%
10E052 2130 1350 00 000000	HLTH SVC NURSE OVERTIME ERNGS	458.2	467.4	500	2,153.90	500.00	(1,653.90)	-76.79%	-	0.00%
10E052 2130 2210 00 000000	HLTH SVC LIFE INSURANCE BENE	226.56	226.56	257	226.56	233.36	6.80	3.00%	(23.64)	-9.20%

10E052 2130 2220 00 000000	HLTH SVC HEALTH INSURANCE BENE	35,470.80	36,756.48	35,727.00	35,725.92	36,797.70	1,071.78	3.00%	1,070.70	3.00%
10E052 2130 2224 00 000000	HLTH SVC BOARD PAID T.H.I.S.	549.78	584.86	619	618.42	636.97	18.55	3.00%	17.97	2.90%
10E052 2130 2229 00 000000	HLTH SVC BOARD PAID EE ER TRS	5,943.41	6,034.73	6,442.00	6,103.45	6,286.55	183.10	3.00%	(155.45)	-2.41%
10E052 2130 2230 00 000000	HLTH SVC LONG TERM DISABILITY	176.16	176.16	237	176.16	181.44	5.28	3.00%	(55.56)	-23.44%
10E052 2130 2232 00 000000	HLTH SVC DENTAL INSURANCE BENE	2,279.52	2,297.52	2,292.00	2,290.80	2,359.52	68.72	3.00%	67.52	2.95%
10E052 2130 3135 00 000000	HLTH SVC HEARING & VISION	672.08	60	1,000.00	0	1,000.00	1,000.00	#DIV/0!	-	0.00%
10E052 2130 3190 00 000000	HLTH NURSE CONTRACT SERVICE	2,755.00	4,426.25	5,000.00	0	5,000.00	5,000.00	#DIV/0!	-	0.00%
10E052 2130 4051 00 000000	HLTH SVC SUPPLIES & MATERIALS	764.8	1,400.81	1,600.00	1,645.68	1,600.00	(45.68)	-2.78%	-	0.00%
10E052 2130 4190 00 000000	HLTH SVC OTHER SUPPLIES	775.83	0	1,000.00	487	1,000.00	513.00	105.34%	-	0.00%
10E053 2140 1104 00 000000	PSYCH PSYCHOLOGIST SALARY	91,080.51	118,017.22	132,017.00	130,137.77	135,663.00	5,525.23	4.25%	3,646.00	2.76%
10E053 2140 2001 00 000000	PSYCH EMPLOYEE BENEFITS	50.95	0	0	54	55.62	1.62	3.00%	55.62	2.76%
10E053 2140 2210 00 000000	PSYCH LIFE INSURANCE BENE	160.44	211.55	269	225.9	232.68	6.78	3.00%	(36.32)	-13.50%
10E053 2140 2220 00 000000	PSYCH HEALTH INSURANCE BENE	14,991.48	18,898.71	19,079.00	20,467.80	21,081.83	614.03	3.00%	2,002.83	10.50%
10E053 2140 2224 00 000000	PSYCH BOARD PAID T.H.I.S.	756.65	1,197.86	1,328.00	1,295.49	1,334.35	38.86	3.00%	6.35	0.48%
10E053 2140 2229 00 000000	PSYCH BOARD PAID EE ER TRS	7,796.51	12,359.80	13,823.00	12,632.06	13,011.02	378.96	3.00%	(811.98)	-5.87%
10E053 2140 2230 00 000000	PSYCH LONG TERM DISABILITY	154.62	204.28	238	217.41	223.93	6.52	3.00%	(14.07)	-5.91%
10E053 2140 2240 00 000000	PSYCH HEALTH INSURANCE BENE	1,012.74	1,238.19	1,278.00	1,414.80	1,457.24	42.44	3.00%	179.24	14.03%
10E053 2140 3190 00 000000	PSYCH CONTRACT SERVICES	54,533.25	0	0	0	0	-	#DIV/0!	-	0.00%
10E053 2140 4050 00 000000	PSYCH SUPPLIES & MATERIALS	0	0	500	552.59	500.00	(52.59)	-9.52%	-	0.00%
10E054 1130 1125 00 000000	AVID INSTRUCIONAL TE REG SAL	123,517.41	132,487.76	137,103.00	136,642.87	140,889.00	4,246.13	3.11%	3,786.00	2.76%
10E054 1130 1141 00 000000	AVID PROG ASST EARNINGS	0	0	12,000.00	5,055.00	5,000.00	(55.00)	-1.09%	(7,000.00)	-58.33%
10E054 1130 1201 00 000000	AVID INST SUBSTITUTE EARNINGS	2,980.00	3,041.00	2,500.00	4,126.00	4,000.00	(126.00)	-3.05%	1,500.00	60.00%
10E054 1130 2210 00 000000	AVID INST LIFE INSURANCE BENE	214.68	218.21	280	224.91	231.66	6.75	3.00%	(48.34)	-17.27%
10E054 1130 2220 00 000000	AVID INST HEALTH INSURANCE BEN	30,493.92	33,674.16	33,863.00	33,862.80	34,878.68	1,015.88	3.00%	1,015.68	3.00%
10E054 1130 2224 00 000000	AVID INST BOARD PAID T.H.I.S.	1,173.55	1,296.00	1,379.00	1,401.49	1,443.53	42.04	3.00%	64.53	4.68%
10E054 1130 2229 00 000000	AVID INST BOARD PAID EE ER TRS	12,509.38	13,248.43	14,355.00	13,620.21	14,028.82	408.61	3.00%	(326.18)	-2.27%
10E054 1130 2230 00 000000	AVID INST LONG TERM DISABILITY	208.26	211.73	247	218.22	224.77	6.55	3.00%	(22.23)	-9.00%
10E054 1130 2240 00 000000	AVID INST DENTAL INSURANCE BEN	1,855.86	1,930.56	1,925.00	1,925.04	1,982.79	57.75	3.00%	57.79	3.00%
10E054 1130 3190 00 000000	AVID INSTRUCIONAL CONTRACT SVCS	8,695.00	7,799.00	8,750.00	10,559.00	10,000.00	(559.00)	-5.29%	1,250.00	14.29%
10E054 1130 4050 00 000000	AVID INSTRUCIONAL SUPPLIES	685.93	749.6	0	5,538.16	2,500.00	(3,038.16)	-54.86%	2,500.00	100.00%
10E054 2210 3190 00 000000	AVID IMPRV CURRICULUM PURCH SVC	436.69	504.54	0	1,443.88	1,000.00	(443.88)	-30.74%	1,000.00	100.00%
10E054 2210 4050 00 000000	AVID IMPROV CURRICULUM SUPPLY	4,009.31	5,637.82	8,000.00	7,442.39	8,000.00	557.61	7.49%	-	0.00%
10E055 2150 1106 00 000000	SPEECH PATHOLOGY ERNRS	0	0	1,000.00	0	1,000.00	1,000.00	#DIV/0!	-	0.00%
10E055 2150 2210 00 000000	SPEECH LIFE INSURANCE BENE	53,174.58	55,905.45	47,605.00	48,689.07	48,920.00	230.93	0.47%	1,315.00	2.76%
10E055 2150 2220 00 000000	SPEECH HEALTH INSURANCE BENE	94.32	94.32	97	88.86	91.53	2.67	3.00%	(5.47)	-5.64%
10E055 2150 2224 00 000000	SPEECH BOARD PAID T.H.I.S.	4,821.36	5,183.04	4,415.00	4,516.92	4,652.43	135.51	3.00%	237.43	5.38%
10E055 2150 2229 00 000000	SPEECH BOARD PAID EE ER TRS	489.36	541.99	479	478.6	492.96	14.36	3.00%	13.96	2.91%
10E055 2150 2230 00 000000	SPEECH BOARD PAID EE ER TRS	5,289.69	5,584.65	4,985.00	4,724.23	4,865.96	141.73	3.00%	(119.04)	-2.39%
10E055 2150 2232 00 000000	SPEECH LONG TERM DISABILITY	91.44	91.44	86	86.4	88.99	2.59	3.00%	2.99	3.48%
10E055 2150 2240 00 000000	SPEECH DENTAL INSURANCE BENE	342.72	345.36	345	344.4	354.73	10.33	3.00%	9.73	2.82%
10E061 2220 1142 00 000000	MEDIA SVC LIBRARIAN SALARY	125,934.33	132,053.51	138,699.00	137,977.65	120,730.00	(17,247.65)	-12.50%	(17,969.00)	-12.96%
10E061 2220 1142 00 000000	MEDIA SVC LIC AID SALARY	56,864.95	57,231.24	58,431.00	58,242.20	55,542.80	(2,699.40)	-4.63%	(2,888.20)	-4.94%
10E061 2220 1201 00 000000	MEDIA SVC EMPLOYEE BENEFITS	384	168	3,000.00	34	0	(34.00)	-100.00%	(3,000.00)	-100.00%
10E061 2220 1342 00 000000	MEDIA SVC LIC AIDE OVERTIME	0	0	0	48.79	0	(48.79)	-100.00%	-	0.00%
10E061 2220 1352 00 000000	MEDIA SVC CLERK OVERTIME	0	0	0	1,654.81	2,000.00	345.19	20.86%	2,000.00	100.00%
10E061 2220 2001 00 000000	MEDIA SVC EMPLOYEE BENEFITS	286.8	288.46	392	325.59	335.36	9.77	3.00%	(56.64)	-14.45%
10E061 2220 2210 00 000000	MEDIA SVC LIFE INSURANCE BENE	15,223.92	15,700.08	15,432.00	15,431.10	15,894.03	462.93	3.00%	462.03	2.99%
10E061 2220 2224 00 000000	MEDIA SVC BOARD PAID T.H.I.S.	1,162.21	1,278.12	1,395.00	1,394.91	1,436.76	41.85	3.00%	41.76	2.99%

10E061 2220 2229 00 000000	MEDIA SVC BOARD PAID EE TRS	12,530.31	13,173.60	14,522.00	13,764.10	14,177.02	412.92	3.00%	(344.98)	-2.38%
10E061 2220 2230 00 000000	MEDIA SVC LONG TERM DISABILITY	276.72	278.32	355	314.07	323.49	9.42	3.00%	(31.51)	-8.88%
10E061 2220 2240 00 000000	MEDIA SVC DENTAL INSURANCE BEN	2,258.16	1,778.64	1,279.00	1,277.76	1,316.09	38.33	3.00%	37.09	2.90%
10E061 2220 3227 00 000000	MEDIA SVC INTERNET CHARGES	23,874.38	24,411.28	25,300.00	24,982.29	25,081.09	98.80	0.40%	(218.91)	-0.87%
10E061 2220 3620 00 000000	MEDIA SVC BK BINDING-RESTRICT	993.05	1,012.25	1,000.00	1,028.50	1,000.00	(28.50)	-2.77%	-	0.00%
10E061 2220 4110 00 000000	MEDIA SVC OTHER LRC SUPPLIES	1,502.39	1,448.52	1,500.00	910.13	1,500.00	589.87	64.81%	-	0.00%
10E061 2220 4310 00 000000	MEDIA SVC LRC BOOKS	2,995.95	3,608.21	3,000.00	2,914.24	3,000.00	85.76	2.94%	-	0.00%
10E061 2220 4320 00 000000	MEDIA SVC AV MATERIALS	352.11	351.54	1,000.00	318.14	1,000.00	681.86	214.33%	-	0.00%
10E061 2220 4400 00 000000	MEDIA SVC PERIODICALS	3,122.10	3,000.42	4,500.00	3,180.56	3,500.00	319.44	10.04%	(1,000.00)	-22.22%
10E061 2220 4700 00 000000	MEDIA SVC COMPUTER SOFTWARE	1,178.00	1,219.45	1,200.00	1,219.45	1,200.00	(19.45)	-1.59%	-	0.00%
10E061 2220 5410 00 000000	MEDIA SVC CAPITAL OUTLAY - NEW									
10E062 1300 1125 00 000000	LRN ASM PROCTOR - TESTING ERNGS	6,203.75	5,320.00	4,500.00	5,455.60	4,500.00	(955.60)	-17.52%	-	0.00%
10E062 1300 2224 00 000000		2.83	1.97	0	2.19	2.26	0.07	3.00%	2.26	0.00%
10E062 2210 1112 00 000000	STAFF DEV AST PRNCP - TE & LRN	102,665.51	105,727.63	108,733.00	108,802.15	109,497.00	694.85	0.64%	764.00	0.70%
10E062 2210 1125 00 000000	STAFF DEV TEACHER EARNINGS	1.96	1.3	0	1.38	1.42	0.04	3.00%	1.42	0.00%
10E062 2210 2210 00 000000	STAFF DEV BOARD PAID LIFE	0	0	0	40	212.34	(40.00)	-100.00%	-	-3.92%
10E062 2210 2220 00 000000	STAFF DEV BOARD PAID HEALTH	206.16	206.16	221	206.16	16,047.24	6.18	3.00%	(8.66)	0.00%
10E062 2210 2224 00 000000	STAFF DEV BOARD PAID T.H.I.S.	15,887.04	16,061.76	15,580.00	15,579.84	16,047.24	467.40	3.00%	467.24	3.00%
10E062 2210 2229 00 000000	STAFF DEV BOARD PAID EE TRS	942.48	1,016.91	1,093.00	1,094.33	1,127.16	32.83	3.00%	34.16	3.13%
10E062 2210 2230 00 000000	STAFF DEV BOARD PAID LTD	10,187.99	10,491.86	10,790.00	10,797.36	11,121.28	323.92	3.00%	331.28	3.07%
10E062 2210 2240 00 000000	STAFF DEV BOARD PAID DENTAL	180	180	200	180	185.40	5.40	3.00%	(14.60)	-7.30%
10E062 2210 3100 00 000000	STAFF DEV PROR SPEAKER FEES	986.64	994.56	992	991.68	1,021.43	29.75	3.00%	29.43	2.97%
10E062 2210 3105 00 000000	STAFF DEV SEMINAR FEES	1,400.00	1,150.00	500	1,640.00	2,000.00	360.00	21.95%	1,500.00	300.00%
10E062 2210 3110 00 000000	STAFF DEV REIMBURSIBLE CONF FEE	-324	750	5,500.00	6,506.30	5,500.00	(1,006.30)	-15.47%	-	0.00%
10E062 2210 3131 00 000000	STAFF DEV SEMINAR TRAVEL COSTS	8,789.00	4,617.83	10,000.00	3,384.70	5,000.00	1,615.30	47.73%	(5,000.00)	-50.00%
10E062 2210 4050 00 000000	STAFF DEV SUPPLIES & MATERIALS	2,304.94	394.93	2,500.00	2,117.40	2,500.00	382.60	18.07%	(750.00)	-60.00%
10E062 2210 6450 00 000000	STAFF DEV DUES & FEES	0	0	0	165	-	(165.00)	-100.00%	-	0.00%
10E062 2230 1145 00 000000	LRN ASM CURRICULUM DEVELOPMENT	12,400.00	13,259.00	19,968.00	15,513.00	15,000.00	(513.00)	-3.31%	(4,968.00)	-24.88%
10E062 2230 2229 00 000000	LRN ASM BOARD PAID T.H.I.S.	104.05	114.01	160	142.73	147.01	4.28	3.00%	(12.99)	-8.12%
10E062 2230 2230 00 000000	LRN ASM BOARD PAID EE TRS	72	76.91	105	89.95	92.65	2.70	3.00%	(12.35)	-11.76%
10E062 2230 3197 00 000000	LRN ASM PSAT TESTING RENTL SVC	3,158.22	4,107.77	3,500.00	4,259.60	5,000.00	740.40	17.38%	1,500.00	42.86%
10E062 2230 3198 00 000000	LRN ASM TESTING CONTRACT SVC	49,137.65	27,797.73	16,000.00	12,596.26	25,000.00	12,403.74	98.47%	9,000.00	56.25%
10E062 2230 3199 00 000000	LRN ASM AP CONTRACT TESTING	50,480.72	-4,766.64	16,000.00	59,069.10	50,000.00	(9,069.10)	-15.35%	34,000.00	212.50%
10E064 2230 1145 00 000000	A U/TERBACK CURRICULUM WRITING	2,697.00	0	0	0	0	-	-	-	-
10E064 2230 2224 00 000000		22.62	0	0	0	0	0	#DIV/0!	0	#DIV/0!
10E064 2230 2229 00 000000		15.66	0	0	0	0	0	#DIV/0!	0	#DIV/0!
10E069 1130 1116 00 000000	GEN HS GRANT SALARY OFFSET	-184,408.25	-175,793.98	-185,000.00	-214,567.95	(214,567.95)	-	0.00%	(29,567.95)	15.98%
10E069 1130 1123 00 000000	GEN HS DEAN ASSISTANT SALARY	174,842.23	172,074.24	152,693.00	160,655.93	125,418.24	(35,237.69)	-21.93%	(27,274.76)	-17.86%
10E069 1130 1125 00 000000	GEN HS TEACHER SALARY	118,478.86	139,902.96	144,563.00	144,105.61	218,424.00	74,318.39	51.57%	73,861.00	51.09%
10E069 1130 1141 00 000000	GEN HS PROG ASST SALARY	111,471.32	109,340.47	96,952.00	98,055.09	125,175.85	27,120.76	27.66%	28,223.85	29.11%
10E069 1130 1155 00 000000	GEN HS REGISTRATION ERNGS	18,921.09	12,478.82	15,200.00	10,324.67	15,000.00	4,675.33	45.28%	(200.00)	-1.32%
10E069 1130 1156 00 000000	GEN HS GRADUATION SUPERVISION	1,321.50	1,215.48	1,000.00	1,415.03	1,500.00	84.97	6.00%	500.00	50.00%
10E069 1130 1193 00 000000	GEN HS LUNCHROOM SUPERVISION	29,115.39	33,059.04	24,000.00	33,624.00	35,000.00	1,376.00	4.09%	11,000.00	45.83%
10E069 1130 1201 00 000000	GEN HS SUBSTITUTE SALARY	7,086.51	8,233.00	5,500.00	4,855.00	8,500.00	3,645.00	75.08%	3,000.00	54.55%
10E069 1130 1321 00 000000	GEN HS STUDENT LOCKERS ERNGS	512.98	461.38	500	352.82	500.00	147.18	41.72%	-	0.00%
10E069 1130 1322 00 000000	GEN HS AFTER SCHOOL DETENTION	1,564.17	2,352.49	2,100.00	1,076.28	2,000.00	923.72	85.83%	(100.00)	-4.76%
10E069 1130 1323 00 000000	GEN HS DEAN AST SCHL EVENT ERN	25,842.93	24,520.93	2,700.00	21,564.58	25,000.00	3,435.42	15.93%	22,300.00	825.93%
10E069 1130 1324 00 000000	GEN HS PROG ASST OVR/MTM	0	0	0	247.66	25,000.00	(247.66)	-100.00%	-	-

10E069 1130 2002 00 000000	GEN HS BENEFIT'S GRANT OFFSET	-55,703.82	-46,236.24	-56,000.00	-42,344.94	(43,615.29)	(1,270.35)	3.00%	12,384.71	-22.12%
10E069 1130 2210 00 000000	GEN HS LIFE INSURANCE BENEFIT	521.01	483.27	761	534.3	550.33	16.03	3.00%	(210.67)	-27.68%
10E069 1130 2220 00 000000	GEN HS HEALTH INS BENEFIT	81,825.47	72,896.50	79,591.00	70,388.56	72,500.22	2,111.66	3.00%	(7,090.78)	-8.91%
10E069 1130 2228 00 000000	GEN HS BOARD PAID T.H.I.S.	1,483.04	1,675.18	1,454.00	1,767.02	1,820.03	53.01	3.00%	366.03	25.17%
10E069 1130 2228 00 000000	GEN HS BOARD PAID FED TRS	2,228.00	0	0	0	-	-	#DIV/0!	-	-
10E069 1130 2229 00 000000	GEN HS BOARD PAID EE FR TRS	13,369.92	14,192.14	15,136.00	14,543.37	14,979.67	436.30	3.00%	(156.33)	-1.03%
10E069 1130 2230 00 000000	GEN HS LONG TERM DISABILITY	583.19	579.14	711	502.56	517.64	15.08	3.00%	(193.36)	-27.20%
10E069 1130 2240 00 000000	GEN HS DENTAL INS BENEFITS	7,697.27	7,192.96	6,831.00	6,324.45	6,514.18	189.73	3.00%	(316.82)	-4.64%
10E069 1130 3040 00 000000	GEN HS POLICE SERVICES WCPD	197,608.40	244,775.57	240,000.00	266,248.44	275,000.00	8,751.56	3.29%	35,000.00	14.58%
10E069 1130 3051 00 000000	GEN HS SECURITY SERVICES	102,819.61	99,946.31	105,000.00	102,701.87	105,000.00	2,298.13	2.24%	-	0.00%
10E069 1130 3600 00 000000	GEN HS PURCHASED SERVICE - SPC	480	19,181.00	7,500.00	13,709.99	15,000.00	1,290.01	9.41%	7,500.00	100.00%
10E069 1130 4050 00 000000	GEN HS GENERAL SUPPLIES	724.76	738.4	750	902.92	750.00	(152.92)	-16.94%	-	0.00%
10E069 1130 4051 00 000000	GEN HS REGISTRATION SUPPLIES	626	521	250	261.48	250.00	(11.48)	-4.39%	-	0.00%
10E069 1130 6930 00 000000	GEN HS GRADUATION MATERIALS	10,098.84	10,801.16	10,000.00	11,016.02	10,000.00	(1,016.02)	-9.22%	-	0.00%
10E069 2110 1121 00 000000	ATTENDANCE DEAN'S SALARY	167,440.93	180,583.50	184,151.00	183,768.12	187,593.00	3,824.88	2.08%	3,442.00	1.87%
10E069 2110 2210 00 000000	ATTENDANCE LIFE INS BENEFIT	308.55	329.28	375	329.28	339.16	9.88	3.00%	(35.84)	-9.56%
10E069 2110 2220 00 000000	ATTENDANCE HEALTH INS BENEFIT	20,044.05	22,098.48	22,266.00	22,265.76	22,933.73	667.97	3.00%	667.73	3.00%
10E069 2110 2224 00 000000	ATTENDANCE BOARD PAID T.H.I.S.	1,625.52	1,741.59	1,852.00	1,851.60	1,907.15	55.55	3.00%	55.15	2.98%
10E069 2110 2229 00 000000	ATTENDANCE BOARD PD EE FR TRS	17,571.13	17,970.07	18,275.00	18,274.40	18,822.63	548.23	3.00%	547.63	3.00%
10E069 2110 2230 00 000000	ATTENDANCE LONG TERM DISABILITY	291.9	311.76	358	311.76	321.1	9.35	3.00%	(36.89)	-10.30%
10E069 2110 2240 00 000000	ATTENDANCE DENTAL INS BENEFITS	1,228.68	1,281.36	1,278.00	1,277.76	1,316.09	38.33	3.00%	38.09	2.98%
10E069 2410 1114 00 000000	ASST PRINCIPAL SALARY	109,102.11	112,571.24	119,371.00	119,370.65	122,342.00	2,971.35	2.49%	2,971.00	2.49%
10E069 2410 2210 00 000000	ASST PRINCIPAL LIFE INS BENEFIT	218.64	218.64	243	218.64	225.20	6.56	3.00%	(17.80)	-7.33%
10E069 2410 2220 00 000000	ASST PRINCIPAL HEALTH INS BENEF	16,457.04	17,691.36	17,851.00	17,850.72	18,386.24	535.52	3.00%	535.24	3.00%
10E069 2410 2224 00 000000	ASST PRINCIPAL BOARD PD THIS	1,001.64	1,082.67	1,200.00	1,200.38	1,236.39	36.01	3.00%	36.39	3.03%
10E069 2410 2229 00 000000	ASST PRINCIPAL BD PD EE FR TRS	10,826.77	11,170.96	11,846.00	11,845.69	12,201.06	355.37	3.00%	355.06	3.00%
10E069 2410 2230 00 000000	ASST PRINCIPAL L.T. DISABILITY	180	180	200	180	185.40	5.40	3.00%	(14.60)	-7.30%
10E069 2410 2240 00 000000	ASST PRINCIPAL DENTAL INS BENEF	928.8	936	934	933.36	961.36	28.00	3.00%	27.36	2.93%
10E070 2410 1114 00 000000	SCHL ADM PRINCIPAL SALARY	152,176.12	157,638.06	159,794.00	159,793.55	160,000.00	(19,793.55)	-12.39%	(19,794.00)	-12.39%
10E070 2410 1118 00 000000	SCHL ADM AST PRINCIPAL SALARY	93,061.54	95,487.00	97,979.00	97,979.00	105,000.00	7,021.00	7.17%	7,021.00	7.17%
10E070 2410 1151 00 000000	AGHL ADM ADMINISTRATIVE AST SAL	53,442.90	54,076.80	55,831.00	55,831.20	57,803.20	1,972.00	3.53%	1,972.00	3.53%
10E070 2410 1152 00 000000	SCHL ADM SECRETARY SALARY	217,706.11	207,077.29	199,832.00	200,784.64	203,903.59	3,118.95	1.55%	4,071.59	2.04%
10E070 2410 1153 00 000000	SCHL ADM REGISTRAR SALARY	55,026.56	55,240.00	57,496.00	57,496.32	59,537.60	2,041.28	3.55%	2,041.60	3.55%
10E070 2410 1201 00 000000	SCHL ADMIN SUB SALARIES	0	5,140.58	0	749.5	1,000.00	250.50	33.42%	1,000.00	#DIV/0!
10E070 2410 1352 00 000000	SCHL ADM SECRETARY OVERTIME ERGS	3,174.54	2,320.56	200	1,742.13	2,000.00	257.87	14.80%	1,800.00	900.00%
10E070 2410 1353 00 000000	SCHL ADM REGISTRAR OVERTIME ERG	1,780.51	925.27	500	2,302.99	2,000.00	(302.99)	-13.16%	1,500.00	300.00%
10E070 2410 2001 00 000000	SCHL ADM EMPLOYEE BENEFITS	100.45	0	0	54	55.62	1.62	3.00%	55.62	#DIV/0!
10E070 2410 2210 00 000000	SCHL ADM LIFE INSURANCE BENE	1,063.92	1,042.58	1,110.00	1,024.08	1,054.80	30.72	3.00%	(55.20)	-4.97%
10E070 2410 2220 00 000000	SCHL ADM HEALTH INSURANCE BENE	68,856.00	73,960.24	72,455.00	72,452.97	74,626.56	2,173.59	3.00%	2,171.56	3.00%
10E070 2410 2224 00 000000	SCHL ADM BOARD PAID T.H.I.S.	2,251.26	2,591.41	2,592.00	2,591.68	2,669.43	77.75	3.00%	77.43	2.99%
10E070 2410 2229 00 000000	SCHL ADM BOARD PAID EE FR TRS	24,336.12	25,118.71	25,580.00	25,577.94	26,345.28	767.34	3.00%	765.28	2.99%
10E070 2410 2230 00 000000	SCHL ADM LONG TERM DISABILITY	815.76	797.34	938	830.16	855.06	24.90	3.00%	(102.94)	-10.74%
10E070 2410 2240 00 000000	SCHL ADM DENTAL INSURANCE BENE	6,431.76	6,932.11	6,207.00	6,203.82	6,389.93	186.11	3.00%	182.93	2.95%
10E070 2410 3195 00 000000	SCHL ADM TRANSLATION SERVICES	3,088.35	5,545.80	5,000.00	4,260.75	5,000.00	739.25	17.35%	-	0.00%
10E070 2410 3320 00 000000	SCHL ADM TRAVEL AND CONFERENCE	117.21	255.61	0	0	0	-	#DIV/0!	-	0.00%
10E070 2410 3410 00 000000	SCHL ADM POSTAGE DUE & METER	31,031.10	41,005.39	32,000.00	44,903.92	45,000.00	96.08	0.21%	13,000.00	40.63%
10E070 2410 3690 00 000000	SCHL ADM PURCH SVC PRINTING	2,100.00	3,323.50	2,250.00	1,550.25	2,250.00	699.75	45.14%	-	0.00%
10E070 2410 4000 00 000000	SCHL ADM DISCRETIONARY SUPPLY	16,166.48	12,989.59	9,500.00	11,131.56	13,000.00	1,868.44	16.79%	3,500.00	36.84%
10E070 2410 4050 00 000000	SCHL ADM GENERAL SUPPLIES	622.97	0	0	0	0	-	#DIV/0!	-	-

10E070 2410 4102 00 000000	SCHL ADM OFFICE SUPPLIES	0	83.01	500	0	500.00	500.00	#DIV/0!	-	0.00%
10E070 2410 4410 00 000000	SCHL ADM PUBLICATIONS	9,736.00	10,541.60	10,000.00	10,240.00	10,160.00	(80.00)	-0.79%	160.00	1.60%
10E070 2410 6450 00 000000	SCHL ADM DUES & FEES	117	674	500	385	500.00	115.00	29.87%	-	0.00%
10E071 2320 1113 00 000000	SUPT SUPERINTENDENT SALARY	192,350.00	196,945.00	197,012.00	208,545.68	182,507.24	(26,038.44)	-12.48%	(14,504.76)	-7.36%
10E071 2320 1151 00 000000	CONF SAL SUPT ADMN ASST	66,310.40	67,121.28	69,310.00	69,309.12	71,760.00	2,450.88	3.54%	2,450.00	3.53%
10E071 2320 1352 00 000000	SUPT SECRETARY OVERTIME ENNGS	3,246.00	3,246.00	3,250.00	3,246.00	3,250.00	4.00	0.12%	-	0.00%
10E071 2320 1355 00 000000	SUPT DEFERRED COMPENSATION	1,618.98	1,475.11	0	1,351.74	1,500.00	148.26	10.97%	1,500.00	#DIV/0!
10E071 2320 2001 00 000000	SUPT EMPLOYEE BENEFITS	253.88	0	0	65	66.95	1.95	3.00%	66.95	#DIV/0!
10E071 2320 2210 00 000000	SUPT LIFE INSURANCE BENE	527.52	527.52	402	527.52	543,345.6	15,825.6	3.00%	141,345.6	35.16%
10E071 2320 2220 00 000000	SUPT HEALTH INSURANCE BENE	18,814.32	20,225.52	14,663.00	19,892.94	20,489.73	596.79	3.00%	5,826.73	39.74%
10E071 2320 2224 00 000000	SUPT BOARD PAID T.H.I.S.	4,065.28	4,376.74	1,981.00	4,661.95	4,801.81	139.86	3.00%	2,820.81	142.39%
10E071 2320 2229 00 000000	SUPT BOARD PAID EE ER TRS	19,870.73	20,354.26	20,627.00	21,575.60	22,222.87	647.27	3.00%	1,595.87	7.74%
10E071 2320 2230 00 000000	SUPT LONG TERM INSURANCE BENE	305.28	305.28	200	305.28	314.44	9.16	3.00%	114.44	57.22%
10E071 2320 2240 00 000000	SUPT DENTAL INSURANCE BENE	1,276.23	1,281.36	934	1,277.76	1,316.09	38.33	3.00%	382.09	40.91%
10E071 2320 3191 00 000000	SUPT NEW INITIATIVES	1,179.08	910	4,000.00	1,092.00	4,000.00	2,908.00	266.30%	-	0.00%
10E071 2320 3320 00 000000	SUPT TRAVEL & CONFERENCE	6,758.39	6,317.14	7,500.00	3,961.74	7,500.00	3,538.26	89.31%	-	0.00%
10E071 2320 4059 00 000000	SUPT REFRESHMENTS	103.61	132.56	500	436.26	500.00	63.74	14.61%	-	0.00%
10E071 2320 4102 00 000000	SUPT OFFICE SUPPLIES	1,563.44	2,078.68	2,500.00	294.45	2,500.00	749.04%	749.04%	-	0.00%
10E071 2320 4410 00 000000	SUPT PUBLICATIONS	3,221.65	358	3,000.00	578	3,000.00	2,422.00	419.03%	-	0.00%
10E071 2320 6450 00 000000	SUPT DUES & FEES	9,658.31	8,107.01	12,000.00	7,409.52	12,000.00	4,590.48	61.95%	-	0.00%
10E072 2330 1121 00 000000	HR ADM DIRECTOR OF H.R. SAL	128,983.41	126,126.88	114,582.00	114,582.00	116,874.00	2,292.00	2.00%	2,292.00	2.00%
10E072 2330 1152 00 000000	HR ADM ASSISTANT SALARY	38,470.17	2,121.25	52,953.00	53,952.96	55,868.80	1,915.84	3.55%	2,915.80	5.51%
10E072 2330 1154 00 000000	HR ADM CONF H.R.SPECIALIST SAL	21,215.76	52,260.48	0	0	0	-	#DIV/0!	-	#DIV/0!
10E072 2330 2001 00 000000	HR ADM EMPLOYEE BENEFITS	0	50	0	0	0	0	#DIV/0!	0	#DIV/0!
10E072 2330 2210 00 000000	HR ADM LIFE INSURANCE BENE	274.5	232.03	332	286.62	295.22	8.60	3.00%	(36.78)	-11.08%
10E072 2330 2220 00 000000	HR ADM HEALTH INSURANCE BENE	20,001.36	34,900.43	30,244.00	30,243.12	31,150.41	907.29	3.00%	906.41	3.00%
10E072 2330 2224 00 000000	HR ADM BOARD PAID T.H.I.S.	0	1,048.86	1,152.00	1,152.24	1,186.81	34.57	3.00%	34.81	3.02%
10E072 2330 2229 00 000000	HR ADM BOARD PAID EE ER TRS	0	10,822.41	11,371.00	11,370.48	11,711.59	341.11	3.00%	340.59	3.00%
10E072 2330 2230 00 000000	HR ADM LONG TERM DISABILITY	307.71	285.01	296	263.76	271.67	7.91	3.00%	(24.33)	-8.22%
10E072 2330 2240 00 000000	HR ADM DENTAL INSURANCE BENE	1,218.96	2,138.52	1,926.00	1,925.04	1,982.79	57.75	3.00%	56.79	2.95%
10E072 2330 3190 00 000000	HR ADM PURCHASED SERVICES	6,875.10	545.21	5,000.00	1,520.00	13,500.00	11,980.00	788.16%	8,500.00	170.00%
10E072 2330 3320 00 000000	HR ADM TRAVEL & CONFERENCE	697.81	1,917.40	2,000.00	1,035.04	2,000.00	964.96	93.23%	-	0.00%
10E072 2330 3410 00 000000	HR ADM POSTAGE	131.6	143	0	2,757.85	(2,757.85)	-100.00%	-100.00%	-	#DIV/0!
10E072 2330 3500 00 000000	HR ADM ADS & PUBLIC RELATIONS	1,425.37	2,391.90	10,000.00	3,225.43	10,000.00	6,774.57	210.04%	-	0.00%
10E072 2330 4059 00 000000	HR ADM REFRESHMENTS	134.97	134.97	350	916.07	350.00	(566.07)	-61.79%	-	0.00%
10E072 2330 4102 00 000000	HR ADM OFFICE SUPPLIES	1,629.80	955.77	750	951.93	750.00	(201.93)	-21.21%	-	0.00%
10E072 2330 4410 00 000000	HR ADM PUBLICATIONS	520	429	150	430.5	150.00	(280.50)	-65.16%	-	0.00%
10E072 2330 4700 00 000000	HR ADM COMPUTER SOFTWARE	1,530.00	1,819.00	1,000.00	2,127.37	3,000.00	872.63	41.02%	2,000.00	200.00%
10E072 2330 6450 00 000000	HR ADM DUES & FEES	865	100	750	275	750.00	475.00	172.73%	-	0.00%
10E073 2633 1119 00 000000	COMMUNICATIONS COORDINATOR	44,092.40	44,628.72	68,000.00	66,882.16	69,870.00	3,187.84	4.78%	1,870.00	2.75%
10E073 2633 2210 00 000000		80.16	80.16	127	106.8	110.00	3.20	3.00%	(17.00)	-13.38%
10E073 2633 2220 00 000000		12,342.72	13,268.40	17,851.00	17,850.72	18,386.24	535.52	3.00%	535.24	3.00%
10E073 2633 2230 00 000000		79.44	79.44	123	105.84	109.02	3.18	3.00%	(13.98)	-11.97%
10E073 2633 2240 00 000000		696.48	702	934	933.36	961.36	28.00	3.00%	27.36	2.93%
10E073 2633 3021 00 000000	PR NEWSLETTER (PRINTING)	504	546	1,000.00	0	1,000.00	1,000.00	#DIV/0!	-	0.00%
10E073 2633 3190 00 000000	PR PURCHASED SERVICES	0	798	5,000.00	798	5,000.00	4,202.00	526.57%	-	0.00%
10E073 2633 3320 00 000000	PR TRAVEL & CONFERENCE	986.60	768.05	1,000.00	1,219.55	1,000.00	(219.55)	-18.00%	-	0.00%
10E073 2633 3410 00 000000	PR POSTAGE	0	0	500	0	500.00	500.00	#DIV/0!	-	0.00%
10E073 2633 4102 00 000000	PR OFFICE SUPPLIES	0	0	250	74.45	250.00	175.55	235.80%	-	0.00%

10E073 2639 4410 00 000000	PR PUBLICATIONS	0	24	5,250.00	127	5,250.00	5,123.00	4033.86%	-	0.00%
10E073 2639 6450 00 000000	PR DUES & FEES	275	375	250	835	250.00	(585.00)	-70.06%	-	0.00%
10E074 1000 3000 00 000000	INST PURCHASED SERVICE	1,312.00	2,220.00	2,500.00	2,070.00	2,500.00	430.00	20.77%	-	0.00%
10E074 1000 4000 00 000000	INST SUPPLIES & MATERIALS	0	11,873.88	0	6,799.00	0	(6,799.00)	-100.00%	-	0.00%
10E074 1000 6000 00 000000	Ed Foundation Fees	60	0	0	0	0	-	-	-	0.00%
10E075 2310 1154 00 000000	BOARD TREASURER SALARY	0	0	2,500.00	2,500.00	2,500.00	-	0.00%	-	0.00%
10E075 2310 2001 00 000000	BOARD EMPLOYEE BENEFITS	100	109.95	125	101.95	105.01	3.06	3.00%	(19.99)	-15.99%
10E075 2310 3170 00 000000	BOARD STATISTICAL SERVICE	53,840.00	51,350.00	56,000.00	43,220.00	55,810.00	12,590.00	29.13%	(190.00)	-0.34%
10E075 2310 3172 00 000000	BOARD MERCHANT PROCESSING	18,341.81	19,060.62	17,500.00	19,409.37	20,000.00	590.63	3.04%	2,500.00	14.29%
10E075 2310 3180 00 000000	BOARD LEGAL SERVICE	58,658.91	101,668.81	65,000.00	58,707.60	65,000.00	6,292.40	10.72%	-	0.00%
10E075 2310 3190 00 000000	BOARD PURCHASED SERVICES	19,500.91	20,382.69	15,000.00	5,925.50	10,000.00	4,074.50	68.76%	(5,000.00)	-33.33%
10E075 2310 3320 00 000000	BOARD TRAVEL & CONFERENCE	3,668.98	7,208.57	7,000.00	10,955.58	11,000.00	44.42	0.41%	4,000.00	57.14%
10E075 2310 4059 00 000000	BOARD REFRESHMENTS	5,625.56	5,630.15	3,500.00	6,440.93	6,500.00	59.07	0.92%	3,000.00	85.71%
10E075 2310 4102 00 000000	BOARD OFFICE SUPPLY	215.9	1,030.39	1,000.00	375.82	1,000.00	624.18	166.08%	-	0.00%
10E075 2310 6450 00 000000	BOARD DUES & FEES	2,749.00	10,425.00	10,500.00	11,602.00	12,000.00	398.00	3.43%	1,500.00	14.29%
10E075 2310 6991 00 000000	BOARD REQUIRED PHYSICALS	4,618.31	6,186.42	6,000.00	3,499.15	3,500.00	60.85	1.77%	(2,500.00)	-41.67%
10E080 2510 1115 00 000000	BUS ADM DIRECTOR SALARY	123,951.77	118,124.83	119,544.00	119,542.92	112,500.00	(7,042.92)	-5.89%	(7,044.00)	-5.89%
10E080 2510 2001 00 000000	BUS ADM EMPLOYEE BENEFITS	0	0	13,065.00	0	-	-	-	(13,065.00)	-100.00%
10E080 2510 2210 00 000000	BUS ADM LIFE INSURANCE BENE	227.28	229.77	244	229.68	236.57	6.89	3.00%	(7.43)	-3.04%
10E080 2510 2220 00 000000	BUS ADM HEALTH INSURANCE BENE	15,887.04	217.34	0	0	0	-	-	-	0.00%
10E080 2510 2229 00 000000	BUS ADM LONG TERM DISABILITY	0	1,111.88	0	1,201.89	1,237.95	36.06	3.00%	1,237.95	100.00%
10E080 2510 2230 00 000000	BUS ADM DENTAL INSURANCE BENE	180	180.09	200	11,862.72	12,218.60	355.88	3.00%	12,218.60	100.00%
10E080 2510 2240 00 000000	BUS ADM TRAVEL & CONFERENCE	986.64	995.06	992	991.68	1,021.43	29.75	3.00%	29.43	2.97%
10E080 2510 3190 00 000000	BUS ADM PURCHASED SERVICE	2,484.98	23,517.50	5,000.00	24,309.00	23,861.00	(448.00)	-1.84%	18,861.00	377.22%
10E080 2510 3320 00 000000	BUS ADM TRAVEL & CONFERENCE	480	693.45	500	440	2,000.00	1,560.00	354.55%	1,500.00	300.00%
10E080 2510 4102 00 000000	BUS ADM OFFICE SUPPLIES	451.52	171.19	500	574	500.00	(74.00)	-12.89%	-	0.00%
10E080 2510 4410 00 000000	BUS ADM PUBLICATIONS	0	111.36	0	108.08	150.00	41.92	38.79%	150.00	100.00%
10E080 2510 6249 00 000000	BUS ADM BANK SERVICE FEES	691.85	348.71	1,500.00	811.04	1,500.00	688.96	84.95%	-	0.00%
10E080 2510 6450 00 000000	BUS ADM DUES & FEES	480	2,046.99	1,650.00	2,169.91	2,500.00	330.09	15.21%	850.00	51.52%
10E082 2560 3225 00 000000	CAFE FOOD SERVICE CONTRACT	8,770.10	7,353.24	8,000.00	6,827.72	8,000.00	1,172.28	17.17%	-	0.00%
10E082 2560 4179 00 000000	CAFE CATERING SUPPLIES	0	0	2,500.00	253.05	2,500.00	2,246.95	887.95%	-	0.00%
10E082 2560 5420 00 000000	CAFE REPLACE CAPITAL OUTLAY	2,683.46	1,507.94	65,000.00	0	50,000.00	50,000.00	100.00%	(15,000.00)	-23.08%
10E083 2511 2150 00 000000	BENEFIT 6% EXCESS IMRF/TRS/ER	0	202.58	13,561.00	12,903.57	13,290.68	387.11	3.00%	-270.32	-1.99%
10E083 2511 2221 00 000000	BENEFITS RETIREE HLTH INS REIM	27,533.69	12,181.08	30,000.00	9,828.92	10,123.79	294.87	3.00%	-19,876.21	-66.25%
10E083 2511 2224 00 000000	BENEFITS BOARD PAID T.H.I.S.	-50.45	0	0	0	15,000.00	15,000.00	100.00%	15,000.00	100.00%
10E083 2511 2227 00 000000	BENEFITS FLEX SPENDING ADM FEE	3,676.79	4,973.05	4,200.00	4,200.00	4,326.00	126.00	3.00%	126.00	3.00%
10E083 2511 2228 00 000000	BENEFITS BOARD PAID FED TRS	0	-9,832.97	0	841	866.23	25.23	3.00%	866.23	100.00%
10E083 2511 2229 00 000000	BENEFITS BOARD PAID EE ER TRS	-281.04	349.5	0	153.96	158.58	4.62	3.00%	158.58	100.00%
10E083 2511 2301 00 000000	BENEFITS RETIREMENT SVC AWARD	366	276	500	457.87	471.61	13.74	3.00%	-28.39	-5.68%
10E083 2511 8001 00 000000	BENEFITS RETIREE SICK DAYS BAL	6,300.00	510	6,500.00	1,200.00	0	(1,200.00)	-100.00%	(6,500.00)	-100.00%
10E083 2511 8003 00 000000	BENEFITS RETIREE LONGVTV BONUS	0	0	2,500.00	0	0	-	-	(2,500.00)	-100.00%
10E085 2520 1151 00 000000	FISCAL SVCS CONF SPECIALST SAL	89,644.60	90,754.08	93,706.00	93,705.60	97,032.00	3,326.40	3.55%	3,326.00	3.55%
10E085 2520 1152 00 000000	FISCAL SVCS ESP SPECIALST SAL	54,163.20	54,819.84	56,595.00	56,594.88	58,593.60	1,998.72	3.53%	1,998.60	3.53%
10E085 2520 1154 00 000000	FISCAL SVCS EXEC ASST SAL	10,075.04	83,415.11	0	0	88,494.57	2,368.47	2.75%	2,368.57	2.75%
10E085 2520 1158 00 000000	FISCAL SVCS SUPERVISOR BUS OFF	81,780.00	83,415.11	86,126.00	86,126.10	88,494.57	2,368.47	2.75%	2,368.57	2.75%
10E085 2520 1352 00 000000	FISCAL SVCS SECRETARY OVERTIME	0	0	0	223.65	0	(223.65)	-100.00%	-	0.00%
10E085 2520 2210 00 000000	FISCAL SVCS LIFE INSURANCE BEN	412.74	361.44	438	361.44	372.28	10.84	3.00%	(65.72)	-15.00%

10E085 2520 2220 00 000000	FISCAL SVCS HEALTH INSURANCE	54,192.48	58,257.12	58,783.00	58,781.82	60,545.27	1,763.45	3.00%	1,762.27	3.00%
10E085 2520 2230 00 000000	FISCAL SVCS LONG TERM DISABILI	419.31	401.76	430	401.76	413.81	12.05	3.00%	(16.19)	-3.76%
10E085 2520 2240 00 000000	FISCAL SVCS DENTAL INSURANCE	3,129.12	3,153.36	3,147.00	3,144.48	3,238.81	94.33	3.00%	91.81	2.92%
10E085 2520 3190 00 000000	FISCAL SVCS SOFTWARE CONSULTANT	0	170	0	0	0		#DIV/0!		
10E085 2520 4102 00 000000	FISCAL SVCS OFFICE SUPPLIES	282.11	365.75	1,000.00	586.34	1,000.00	413.66	70.55%		0.00%
10E090 2660 1140 00 000000	MIS TECHNICAL STAFF SALARY	125,361.60	126,894.72	129,434.00	129,433.44	134,014.40	4,580.96	3.54%	4,580.40	3.54%
10E090 2660 1147 00 000000	MIS SUPERVISOR SALARY	92,374.00	94,221.75	97,284.00	97,283.96	99,959.27	2,675.31	2.75%	2,675.27	2.75%
10E090 2660 1352 00 000000	MIS OVERTIME EARNINGS	880.1	165.72	1,000.00	465.84	1,000.00	534.16	114.67%		0.00%
10E090 2660 1354 00 000000	MIS POWERSCHOOL OVERTIME	0	0	500	0	0		#DIV/0!	(500.00)	-100.00%
10E090 2660 2001 00 000000	MIS EMPLOYEE BENEFITS	0	49.95	0	50	51.50	1.50	3.00%	51.50	100.00%
10E090 2660 2210 00 000000	MIS LIFE INSURANCE BENE	392.64	392.64	423	392.64	404.42	11.78	3.00%	(18.58)	-4.39%
10E090 2660 2220 00 000000	MIS HEALTH INSURANCE BEN	37,735.44	40,565.76	40,932.00	40,931.10	42,159.03	1,227.93	3.00%	1,227.03	3.00%
10E090 2660 2230 00 000000	MIS LONG TERM INSURANCE BENE	382.32	382.32	408	382.32	393.79	11.47	3.00%	(14.21)	-3.48%
10E090 2660 2240 00 000000	MIS DENTAL INSURANCE BENE	2,200.32	2,217.36	2,212.00	2,211.12	2,277.45	66.33	3.00%	65.45	2.96%
10E090 2660 3190 00 000000	MIS PURCHASED SERVICES	795.94	0	0	0	0		#DIV/0!		
10E090 2660 3230 00 000000	MIS REPAIR & MAINTENANCE	6,419.00	2,995.00	4,500.00	3,736.28	4,500.00	763.72	20.44%		0.00%
10E090 2660 3350 00 000000	MIS STAFF TRAVEL	733.47	23.01	700	1,081.51	1,000.00	(81.51)	-7.54%	300.00	42.86%
10E090 2660 4010 00 000000	MIS OPERATING SOFTWARE	6,811.05	9,870.00	8,500.00	10,278.42	10,000.00	(278.42)	-2.71%	1,500.00	17.65%
10E090 2660 4011 00 000000	MIS STUDENT DATA SYS SOFTWARE	33,799.31	35,145.22	34,000.00	23,067.79	36,594.00	13,526.21	58.64%	2,594.00	7.63%
10E090 2660 4020 00 000000	MIS FORMS SUPPLIES	495.4	2,353.03	3,500.00	2,852.44	3,500.00	647.56	22.70%		0.00%
10E090 2660 4030 00 000000	MIS DATA PROCESSING SUPPLIES	4,104.10	7,992.10	8,500.00	7,734.64	8,500.00	765.36	9.90%		0.00%
10E090 2660 4109 00 000000	MIS PAPER SUPPLIES	0	207.16	250	0	250.00	250.00	#DIV/0!		0.00%
10E090 2660 5410 00 000000	MIS NEW CAPITAL OUTLAY					6,500.00	6,500.00	#DIV/0!		0.00%
10E090 2660 6450 00 000000	MIS DUES & FEES	800	0	3,500.00	887.35	1,000.00	112.65	12.70%	(2,500.00)	-71.43%
10E090 2660 7001 00 000000	MIS NON-CAPITALIZED EQUIPMENT	0	0	0	783.99	0	(783.99)	-100.00%		
10E097 4100 6706 00 000000	PMTS OTH GOV TCD EQUITY ASNMNT	11,059.64	9,312.40	9,500.00	11,435.12	12,000.00	564.88	4.94%	2,500.00	26.32%
10E097 4210 6702 00 000000	PMTS OTH GOV TCD REG ED TUITIN	330,053.44	351,223.24	353,753.00	353,752.89	355,000.00	1,247.11	0.35%	1,247.00	0.35%
10E097 4210 6709 00 000000	PMTS OTH GOV OMBUDSMAN	75,770.00	65,100.00	70,000.00	79,452.00	80,000.00	548.00	0.69%	10,000.00	14.29%
10E097 4220 6708 00 000000	PMTS OTH GOV SP ED TUTION	21,085.52	83,928.02	50,000.00	87,564.07	90,000.00	2,435.93	2.78%	40,000.00	80.00%
10E100 1000 4000 00 199920	ATHL *DONATION OFFSET 199920*	0	1,019.75	0	0	0		#DIV/0!		
10E100 1500 1111 00 000000	ATHL DIRECTOR SALARY	101,721.00	105,576.00	111,911.00	111,911.00	135,029.14	23,118.14	20.66%	23,118.14	20.66%
10E100 1500 1152 00 000000	ATHL SECRETARY SALARY	50,860.96	51,060.00	53,142.00	53,141.76	55,026.56	1,884.80	3.55%	1,884.56	3.55%
10E100 1500 1502 00 000000	ATHL SECRETARY OVERTIME ERNGS	0	0	0	479.23	0	(479.23)	-100.00%		
10E100 1500 1503 00 000000	ATHL COACHING EARNINGS APPX B	394,400.83	395,643.08	415,000.00	402,505.87	450,714.00	48,208.13	11.98%	35,714.00	8.61%
10E100 1500 1504 00 000000	ATHL GAME WORKER IN-DISTRICT	10,530.00	9,500.00	11,000.00	10,520.00	11,000.00	480.00	4.56%		0.00%
10E100 1500 1505 00 000000	ATHL GAME WORKERS OTHER ERNGS	4,200.00	4,580.00	1,000.00	3,560.00	3,500.00	(60.00)	-1.69%	2,500.00	250.00%
10E100 1500 1507 00 000000	ATHL TOURNAMENT WORKER ERNGS	0	1,665.00	3,500.00	3,140.00	3,500.00	360.00	11.46%		0.00%
10E100 1500 1508 00 000000	ATHL EVENT SUPERVISOR ERNGS	249.86	2,500.20	4,000.00	3,750.14	4,000.00	249.86	6.66%		0.00%
10E100 1500 1508 00 000000	ATHL MISC PRGMS COACH ERNGS	2,192.68	1,000.00	1,500.00	3,683.73	3,500.00	(183.73)	-4.99%	2,000.00	133.33%
10E100 1500 2001 00 000000	ATHL EMPLOYEE BENEFITS	0	59.95	0	0	0		#DIV/0!	(75.00)	-100.00%
10E100 1500 2210 00 000000	ATHL LIFE INSURANCE BENE	510.75	511.45	327	473.11	487.30	14.19	3.00%	160.30	49.02%
10E100 1500 2220 00 000000	ATHL HEALTH INSURANCE BENE	15,887.04	26,338.97	33,431.00	36,208.19	37,294.44	1,086.25	3.00%	3,863.44	11.56%
10E100 1500 2224 00 000000	ATHL BOARD PAID T.H.I.S.	2,945.72	3,098.60	1,126.00	3,225.03	3,321.78	96.75	3.00%	2,195.78	195.01%
10E100 1500 2229 00 000000	ATHL BOARD PAID FE ER TRS	11,487.85	11,849.09	11,106.00	12,429.42	12,802.30	372.88	3.00%	1,696.30	15.27%
10E100 1500 2240 00 000000	ATHL LONG TERM DISABILITY BENE	516.63	509.57	296	479.07	493.44	14.37	3.00%	197.44	66.70%
10E100 1500 2240 00 000000	ATHL DENTAL INSURANCE BENE	986.64	1,594.14	1,926.00	2,108.61	2,171.87	63.26	3.00%	245.87	12.77%
10E100 1500 3050 00 000000	ATHL POLICE & FIRE PROTECT W/C	14,623.67	11,579.08	14,000.00	3,909.21	5,000.00	1,090.79	27.90%	(9,000.00)	-64.29%
10E100 1500 3118 00 000000	ATHL CONTRACT TRAINER	43,000.00	44,500.00	60,000.00	62,000.00	62,000.00		0.00%	2,000.00	3.33%
10E100 1500 3190 00 000000	ATHL PURCHASED SERVICES	18	0	500	0	500.00	500.00	#DIV/0!		0.00%

10E100 1500 3191 00 000000	ATHL REFEREES	38,367.64	34,098.72	40,000.00	34,262.29	40,000.00	5,737.71	16.75%	-	0.00%
10E100 1500 3230 00 000000	ATHL REPAIR & MAINTENANCE	11,520.97	10,259.29	10,000.00	12,995.14	10,000.00	(2,995.14)	-23.05%	-	0.00%
10E100 1500 3260 00 000000	ATHL MISC RENTAL	8,412.62	6,900.33	4,800.00	8,125.09	2,500.00	(5,625.09)	-69.23%	(2,300.00)	-47.92%
10E100 1500 4000 00 000000	ATHL DISCRETIONARY SUPPLIES	7,347.12	3,996.23	8,000.00	6,957.44	12,000.00	5,042.56	72.48%	4,000.00	50.00%
10E100 1500 4051 00 000000	ATHL ATHLETIC SUPPLIES	23,207.30	22,646.96	26,000.00	25,879.27	43,200.00	17,320.73	66.93%	17,200.00	66.15%
10E100 1500 4054 00 000000	ATHL FEEDER PROGRAM SUPPLY	0	0	0	1,568.05	(1,568.05)	-	-100.00%	-	-
10E100 1500 4120 00 000000	ATHL MAINTENANCE SUPPLIES	2,360.75	2,166.79	3,500.00	0	3,500.00	3,500.00	#DIV/0!	-	0.00%
10E100 1500 5410 00 000000	ATHL NEW CAPITAL OUTLAY	0	6,041.98	0	0	50,000.00	50,000.00	#DIV/0!	50,000.00	#DIV/0!
10E100 1500 5420 00 000000	ATHL REPAIR CAPITAL OUTLAY	0	5,866.50	0	53,034.85	5,000.00	(48,034.85)	-90.57%	5,000.00	#DIV/0!
10E100 1500 6410 00 000000	ATHL INVITATIONAL TOURNAMENT	35,491.40	20,010.57	25,000.00	19,314.05	25,000.00	5,685.95	29.44%	-	0.00%
10E100 1500 6420 00 000000	ATHL STATE CONTESTS	6,781.62	2,520.10	10,000.00	10,537.80	10,000.00	(537.80)	-5.10%	-	0.00%
10E100 1500 6430 00 000000	ATHL ENTRY FEES	20,107.50	21,256.75	22,000.00	25,792.47	28,000.00	2,207.53	8.56%	6,000.00	27.27%
10E100 1500 6450 00 000000	ATHL DUES & FEES	0	-185	0	0	-	-	#DIV/0!	-	#DIV/0!
10E100 1500 6470 00 000000	ATHL CONFERENCE DUES	3,909.92	3,552.00	4,500.00	4,406.62	6,000.00	1,593.38	36.16%	1,500.00	33.33%
10E100 1500 7001 00 000000	ATH SM EQUIPMENT NON-CAPITALIZED	266.9	7,208.57	10,000.00	8,708.33	25,000.00	16,291.67	187.08%	15,000.00	150.00%
10E100 1500 7002 00 000000	ATHL UNIFORMS	18,637.66	6,884.94	10,000.00	21,715.66	35,000.00	13,284.34	61.17%	25,000.00	250.00%
10E104 1500 1102 00 000000	ACTIVITIES DIVISION HEAD ERNGS	6,000.00	6,000.00	6,000.00	6,000.00	6,000.00	-	0.00%	-	0.00%
10E104 1500 1203 00 000000	ACTIVITIES STUDENT WAGES BKST	2,583.00	1,758.78	3,500.00	2,628.00	3,500.00	872.00	33.18%	-	0.00%
10E104 1500 1501 00 000000	ACTIVITIES SPONSOR ERNGS APPX	173,978.80	172,833.63	188,000.00	185,181.51	174,450.00	(10,731.51)	-5.80%	(13,550.00)	-7.21%
10E104 1500 2210 00 000000	ACTIVITIES BOARD PAID T.H.I.S.	219.25	222.37	350	225.84	232.62	6.78	3.00%	(117.38)	-33.54%
10E104 1500 2224 00 000000	ACTIVITIES BOARD PAID T.H.I.S.	1,203.78	1,362.90	1,400.00	1,550.60	1,597.12	46.52	3.00%	197.12	14.08%
10E104 1500 2229 00 000000	ACTIVITIES BRD PAID EE ER TRS	831.52	897.56	1,000.00	988.03	1,017.67	29.64	3.00%	17.67	1.77%
10E104 1500 2230 00 000000	ACTIVITIES LONG TERM DISABILIT	228.18	230.5	325	235.47	242.53	7.06	3.00%	(82.47)	-25.37%
10E104 1500 2240 00 000000	ACTIVITIES PURCHASED SERVICES	20.58	2.97	0	0	0	0	#DIV/0!	0	#DIV/0!
10E104 1500 3610 00 000000	ACTIVITIES YEARBOOK PRINTING	0	0	0	475.53	0	(475.53)	-100.00%	-	#DIV/0!
10E104 1500 4910 00 000000	ACTIVITIES BOOKSTONE SUPPLIES	925	996	25,000.00	17,602.34	20,000.00	2,397.66	13.62%	(5,000.00)	-20.00%
10E104 1501 4050 00 000000	ACTIVITIES DISCRETIONARY SUPPLY	7,122.35	7,223.19	13,500.00	880	1,000.00	120.00	13.64%	-	0.00%
10E104 1502 4050 00 000000	AUDITORIUM DIRECTOR SUPPLIES	5,897.63	4,171.39	7,500.00	7,029.56	7,500.00	470.44	6.69%	-	0.00%
10E104 1503 4050 00 000000	ACTIVITIES DRAMA NON-CAP EQUIP	17,195.04	16,714.18	15,000.00	17,793.26	17,000.00	(793.26)	-4.46%	2,000.00	13.33%
10E104 1503 7001 00 000000	ACTIVITIES NEWSPAPER	3,913.04	369.86	0	0	0	-	#DIV/0!	-	0.00%
10E104 1504 4050 00 000000	ACTIVITIES SPEECH JUDGES	4,825.00	4,200.00	3,750.00	2,198.52	2,500.00	301.48	13.71%	-	0.00%
10E104 1505 1502 00 000000	ACTIVITIES BOARD PAID T.H.I.S.	20.16	13.2	0	20.01	20.64	0.60	3.00%	20.61	20.00%
10E104 1505 2219 00 000000	ACTIVITIES BOARD PD EE ER TRS	1,039.56	8.72	0	12.65	13.03	0.38	3.00%	13.03	#DIV/0!
10E104 1505 4050 00 000000	ACTIVITIES SPEECH SUPPLIES	2,095.66	1,407.44	2,000.00	1,359.06	2,000.00	640.94	47.16%	-	0.00%
10E902 1300 1125 00 902000	INST TEACHER SALARY	22,166.25	24,305.25	0	0	0	-	#DIV/0!	0	#DIV/0!
10E902 1300 2001 00 902000	INST EMPLOYEE BENEFIT CONTROL	1,868.15	1,851.36	0	0	0	-	#DIV/0!	-	#DIV/0!
10E902 1300 4050 00 902000	INST SUPPLIES & MATERIALS	1,500.10	1,225.00	0	0	0	-	#DIV/0!	-	#DIV/0!
10E902 1300 4201 00 902000	INST TEXTING SUPPLIES	1,147.94	0	0	0	0	-	#DIV/0!	-	#DIV/0!
10E902 1300 4230 00 902000	INST BOOKS & WORKBOOKS	16,738.75	2,706.72	0	0	0	-	#DIV/0!	-	#DIV/0!
10E902 1300 5410 00 902000	INST NEW CAPITAL OUTLAY	0	24,497.46	0	0	0	-	#DIV/0!	-	#DIV/0!
10E902 1300 7001 00 902000	INST CON-CAPITALIZED EQUIPMENT	13,999.20	0	0	0	0	-	#DIV/0!	-	#DIV/0!
10E902 2110 1152 00 902000	ATTN SECRETARY EARNINGS	4,975.35	3,728.65	0	0	0	-	#DIV/0!	-	#DIV/0!
10E902 2110 2001 00 902000	ATTN EMPLOYEE BENEFIT CONTROL	1,032.07	734.54	0	0	0	-	#DIV/0!	0	#DIV/0!
10E902 2110 4050 00 902000	ATTN SUPPLIES & MATERIALS	601.18	0	0	0	0	-	#DIV/0!	-	#DIV/0!
10E902 2120 1126 00 902000	GUID COUNSELOR EARNINGS	9,181.40	16,464.76	0	0	0	-	#DIV/0!	-	#DIV/0!
10E902 2120 2001 00 902000	GUID EMPLOYEE BENEFIT CONTROL	702.38	2,112.98	0	0	0	-	#DIV/0!	0	#DIV/0!
10E902 2120 4050 00 902000	STATE ADULT ED SW&ATTEN SUPPLY	2,274.08	0	0	0	0	-	#DIV/0!	-	#DIV/0!

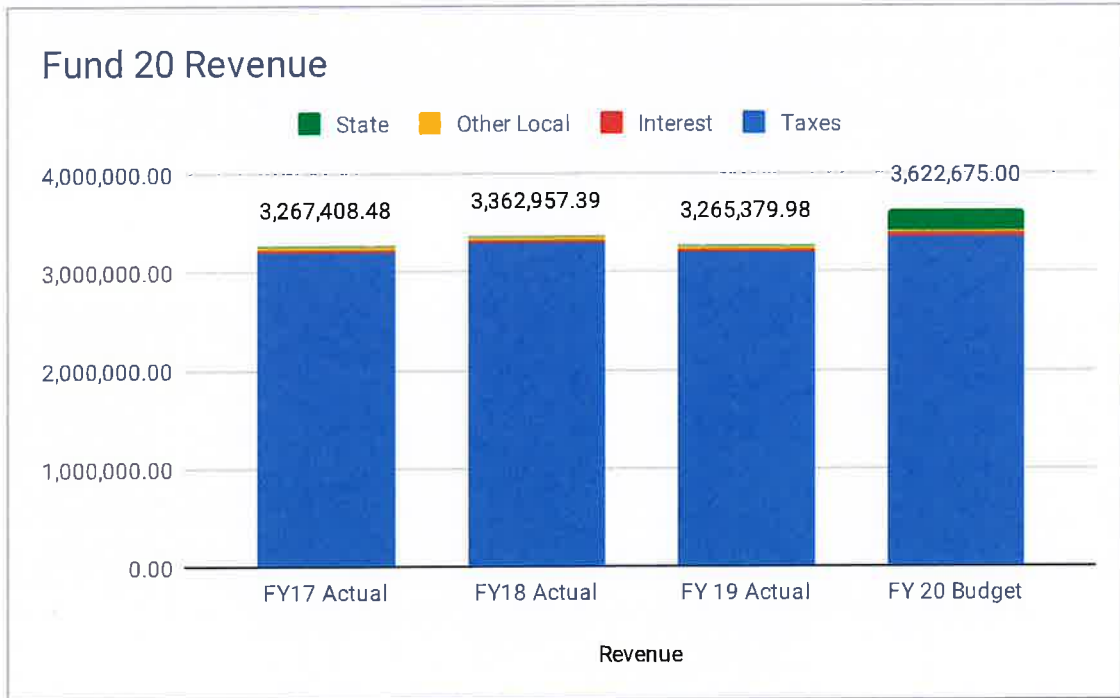
10E906 1430 5410 00 906000	CTE NEW CAPITAL OUTLAY	11,800.36	7,035.00	10,000.00	6,521.26	9,017.00	2,495.74	38.27%	(983.00)	-9.83%
10E906 2210 1306 00 906000	IMPRV OF INST OVERTIME ERNGS	4,650.00	3,056.00	4,700.00	5,346.00	4,960.00	(386.00)	-7.22%	260.00	5.53%
10E906 2210 2224 00 906000	IMPRV OF INST BD PD THIS	39.06	26.89	42	49.21	50.69	1.48	3.00%	8.69	20.68%
10E906 2210 2228 00 906000	IMPRV OF INST BD PD FED TRS	1,792.10	308.67	1,801.00	526.58	542.38	15.80	3.00%	(1,258.62)	-69.88%
10E906 2210 2229 00 906000	IMPRV OF INST BD PD EEBER TRS	26.98	17.75	31	30.98	31.91	0.93	3.00%	0.91	2.93%
10E906 2210 3120 00 906000	IMPRV OF INST PROG IMPRV SVCS	0	0	21,000.00	0	0	-		(21,000.00)	-100.00%
10E906 2210 3123 00 906000	IMPRV OF INST PROF CONSULTANT	0	210	0	610	0	(610.00)	-100.00%	-	
10E906 2210 3140 00 906000	IMPRV OF INST PURCHASED SVCS	0	0	0	50	0	(50.00)	-100.00%	-	
10E906 2210 3320 00 906000	IMPRV OF INST TRAVEL & CONF	4,859.27	2,752.43	2,426.00	4,945.25	5,600.00	654.75	13.24%	3,174.00	130.83%
10E906 1130 1125 00 908000	INST TEACHER EARNINGS AS TUTOR	8,362.25	8,756.00	8,400.00	12,903.00	13,536.00	633.00	4.91%	5,136.00	61.14%
10E908 1130 1141 00 908000	INST PRG AST EARNINGS	88,852.82	76,259.02	91,000.00	95,397.57	75,343.00	(20,054.57)	-21.02%	(15,657.00)	-17.21%
10E908 1130 2001 00 908000	INST EMPLOYEE BENEFITS	55,816.97	56,213.54	53,146.00	52,973.94	73,823.00	20,849.06	39.36%	20,677.00	38.91%
10E908 1130 2224 00 908000	INST BOARD PAID T.H.I.S.	29.62	34.49	30	69.9	72.00	2.10	3.00%	42.00	139.99%
10E908 1130 2228 00 908000	INST EMPLE PAID FED TRS	41,462.02	9,957.92	42,560.00	11,635.51	14,480.00	2,844.49	24.45%	(28,080.00)	-65.98%
10E908 1130 2229 00 908000	INST BOARD PAID EE ER TRS	8,446.46	22.74	8,667.00	44.06	3,623.00	3,578.94	81.22.88%	(5,044.00)	-58.20%
10E908 1130 3190 00 908000	INST PURCHASED SERVICES	18,483.96	37,215.55	18,484.00	0	16,637.92	16,637.92	#DIV/0!	(1,846.08)	-9.99%
10E908 1130 4050 00 908000	INST INSTRUCTNL SUPPLY HOMELESS	0	7,469.43	0	2,981.10	2,000.00	(981.10)	-32.91%	2,000.00	#DIV/0!
10E908 1130 4900 00 908000	INST OTHER SUPPLIES	873.29	0	873	0	79,252.00	-	#DIV/0!	(873.00)	-100.00%
10E908 1131 1125 00 908000	INST TEACHER EARNINGS-STARS	67,879.91	57,687.08	68,450.00	74,866.75	2,000.00	4,385.25	5.86%	10,802.00	15.78%
10E908 1131 4050 00 908000	INST SUPPLIES & MATERIAL STARS	6,423.53	3,007.68	6,424.00	2,332.29	2,000.00	(332.29)	-14.25%	(4,424.00)	-68.87%
10E908 1132 1125 00 908000	INST TEACHER EARNINGS - ASRC	36,952.00	36,951.88	37,102.00	38,999.63	39,000.00	0.37	0.00%	1,898.00	5.12%
10E908 1132 4050 00 908000	INST SUPPLIES SRC	0	3,412.05	0	4,615.40	2,000.00	(2,615.40)	-56.67%	2,000.00	#DIV/0!
10E908 1133 1125 00 908000	INST TEACHER EARNINGS SUMMR	10,656.00	10,656.00	10,800.00	9,994.00	12,600.00	2,606.00	26.08%	1,800.00	16.67%
10E908 1133 2224 00 908000		89.52	89.52	90	91.94	94.70	2.76	3.00%	4.70	5.22%
10E908 1133 2228 00 908000		4,106.85	4,753.65	4,200.00	984.42	1,013.95	29.53	3.00%	(3,186.05)	-75.86%
10E908 1133 2229 00 908000		61.8	61.8	64	57.97	59.71	1.74	3.00%	(4.29)	-6.70%
10E908 2210 2229 00 908000	IMPRV OF INST BD PD EEBER TRS	0	0	12	0	0	0	#DIV/0!	-12	-100.00%
10E908 2400 1100 00 908000	ADMN TITLE DIR/COORDINATOR	2,000.00	0	2,000.00	1,000.00	2,000.00	1,000.00	100.00%	-	0.00%
10E908 2400 2224 00 908000		16.8	0	0	9.2	9.48	0.28	3.00%	9.48	#DIV/0!
10E908 2400 2228 00 908000		770.8	0	0	98.5	101.46	2.96	3.00%	101.46	#DIV/0!
10E908 2400 2229 00 908000		11.6	0	0	5.8	5.97	0.17	3.00%	5.97	#DIV/0!
10E908 2550 3330 00 908000	TRANS STUDENT FIELD TRIPS	163.92	0	164	0	0	-	#DIV/0!	(164.00)	-100.00%
10E908 2550 3390 00 908000	TRANS STUDENT BUSSING	3,859.18	4,827.25	3,859.00	2,915.26	7,000.00	4,084.74	140.12%	3,141.00	81.39%
10E908 2640 2228 00 908000		0	0	775	0	0	0	#DIV/0!	-775	-100.00%
10E908 3900 3190 00 908000	TITLE COMMUNITY SERVICE	0	0	0	16,424.10	1,000.00	1,000.00	#DIV/0!	1,000.00	#DIV/0!
10E913 2210 4050 00 913000	Title V.A.S.S. & AE Supplies/Mat	0	0	0	16,424.10	1,500.00	(16,424.10)	-100.00%	-	#DIV/0!
10E925 2220 4310 00 925000	MEDIA L R C BOOKS	1,176.50	1,275.26	1,500.00	1,525.50	1,500.00	(25.50)	-1.67%	-	0.00%
10E929 1220 3190 00 929000	SP ED INST PURCH SVCS	2,260.00	0	0	0	0	-	#DIV/0!	-	#DIV/0!
10E929 1220 4050 00 929000	SP ED INST SUPPLIES & MATS	159.31	0	140	0	0	-	#DIV/0!	(140.00)	-100.00%
10E929 1220 4700 00 929000	SP ED INST SOFTWARE	160	0	160	0	0	-	#DIV/0!	(160.00)	-100.00%
10E929 2110 1148 00 929000	ATTN GRANT EARNINGS	39,853.40	48,357.66	45,000.00	52,365.57	54,389.00	2,023.43	3.86%	9,389.00	20.86%
10E929 2110 2210 00 929000		77.8	93.36	0	98.61	101,568.3	2,958.3	3.00%	101,568.3	#DIV/0!
10E929 2110 2220 00 929000		3,564.80	4,407.12	4,700.00	4,415.04	4647,4912	132.45	3.00%	-153.51	-3.24%
10E929 2110 2224 00 929000	ATTN BD PD THIS	417.05	466.09	0	532.2	548,166	15,966	3.00%	548,166	#DIV/0!
10E929 2110 2228 00 929000	ATTN BD PD FED TRS	20,143.57	5,346.25	0	5,697.60	5868,528	170.93	3.00%	5868,528	#DIV/0!
10E929 2110 2229 00 929000	ATTN BD PD EEBER TRS	4,508.46	4,806.36	0	5,252.43	5410,0029	157.57	3.00%	5410,0029	#DIV/0!
10E929 2110 2230 00 929000		75	90	0	94.62	97,4586	2,8386	3.00%	97,4586	#DIV/0!
10E929 2110 2240 00 929000		298	345.36	0	344.4	354,732	10,332	3.00%	354,732	#DIV/0!
10E929 2130 3190 00 929000	HEALTH SVCS PURCHASED SERVICES	0	1,872.00	0	90,638.13	0	(90,638.13)	-100.00%	-	#DIV/0!

10E929 2140 3190 00 929000	PSYCH PURCHASED SVCS	630.25	0	0	0	1,500.00		(1,500.00)	-100.00%		-	#DIV/0!
10E929 2150 4190 00 929000	SPEECH & AUDIO SUPPLIES	0	0	0	0	287.79		(287.79)	-100.00%		-	#DIV/0!
10E930 1220 1125 00 930000	IDEA INST TEACHER REG SALARIES	0	0	0	0	2,736.00		(2,736.00)	-100.00%		-	#DIV/0!
10E930 1220 1141 00 930000	SP ED PROG AST SALARIES	257,054.00	159,688.00	275,000.00	275,825.00	254,104.00		28,279.00	12.52%	(20,896.00)	-7.60%	#DIV/0!
10E930 1220 2001 00 930000	SP ED PROG AST BENEFITS	62,879.00	92,143.00	65,000.00	106,324.00	119,578.00		13,254.00	12.47%	54,578.00	83.97%	#DIV/0!
10E930 1220 2224 00 930000	INST BD PD T.H.I.S.	0	0	0	0	25.17		0.76	3.00%	25.93	25.93%	#DIV/0!
10E930 1220 2228 00 930000	INST BD PD EMPPLR FED TRS	0	0	0	0	269.5		8.08	3.00%	277.59	277.59%	#DIV/0!
10E930 1220 2229 00 930000	INST BD PD EE ER CONTRIBUTION	0	0	0	0	15.87		0.48	3.00%	16.35	16.35%	#DIV/0!
10E930 1220 3190 00 930000	SP ED PURCHASED SERVICES	20,408.59	38,402.31	20,409.00	48,791.45	40,000.00		(8,791.45)	-18.02%	19,591.00	95.99%	#DIV/0!
10E930 1220 4050 00 930000	SP ED INST SUPPLIES	10,073.42	7,986.70	10,073.00	10,155.65	41,332.00		31,176.35	306.99%	31,259.00	310.32%	#DIV/0!
10E930 1220 4230 00 930000	INST TEXTBOOKS AND WORKBOOKS	8,448.92	25,722.04	8,449.00	6,139.65	-		(6,139.65)	-100.00%	(8,449.00)	-100.00%	#DIV/0!
10E930 1220 7001 00 930000	INST SM NON-CAPITALIZED EQUIP	0	637.99	0	0	0		-	-100.00%	-	-100.00%	#DIV/0!
10E930 2110 4102 00 930000	SOCIAL WORKER ASSESSMENT MATIS	0	0	0	0	427.4		(427.40)	-100.00%	-	-100.00%	#DIV/0!
10E930 2140 4102 00 930000	PSYCH SVCS ASSESSMENT SUPPLY	1,143.29	1,216.85	1,143.00	569.2	1,500.00		930.80	163.53%	357.00	31.23%	#DIV/0!
10E930 2150 3190 00 930000	SPEECH SERVICES - CONTRACTED	0	0	0	0	1,900.00		(1,900.00)	-100.00%	-	-100.00%	#DIV/0!
10E930 2150 4050 00 930000	SPEECH SVCS SUPPLIES & MATERIA	0	3,066.33	0	0	2,081.89		918.11	44.10%	3,000.00	3,000.00%	#DIV/0!
10E930 2210 1129 00 930000	IMPRV OF INST CURRICULUM DEV	4,743.00	9,160.50	4,743.00	10,201.00	34,000.00		23,799.00	233.30%	29,257.00	616.85%	#DIV/0!
10E930 2210 1148 00 930000	IMPRV OF INST GRANT SALARIES	37,777.48	12,954.85	37,777.00	9,433.51	-		(9,433.51)	-100.00%	(37,777.00)	-100.00%	#DIV/0!
10E930 2210 1201 00 930000	IMPRV OF INST SUBSTITUTE ERNGS	0	0	0	0	1,184.00		(1,184.00)	-100.00%	-	-100.00%	#DIV/0!
10E930 2210 2224 00 930000	IMPRV OF INST BD PD THIS	309.13	195.72	0	182.7	188.18		5.48	3.00%	188.18	188.18%	#DIV/0!
10E930 2210 2228 00 930000	IMPRV OF INST BD PD FED TRS	14,182.76	8,343.49	15,100.00	1,955.96	2,014.64		58.68	3.00%	(13,085.36)	-86.66%	#DIV/0!
10E930 2210 2229 00 930000	IMPRV OF INST BD PD EEBER TRS	1,798.71	999.16	1,925.00	115.15	118.60		3.45	3.00%	(1,806.40)	-93.84%	#DIV/0!
10E930 2210 3190 00 930000	IMPRV OF INST PURCHASED SVCS	21,860.32	10,037.12	21,860.00	3,827.65	5,000.00		1,172.35	30.63%	(16,860.00)	-77.13%	#DIV/0!
10E930 2210 4050 00 930000	IMPRV OF INST SUPPLIES & MATIS	147.31	0	147	1,889.49	1,500.00		(389.49)	-20.61%	1,353.00	920.41%	#DIV/0!
10E930 2210 6450 00 930000	IMPRV OF INST DUES AND FEES	0	260	0	1,010.00	4,000.00		2,990.00	296.04%	4,000.00	4,000.00%	#DIV/0!
10E930 2230 3190 00 930000	ASMTNT CONTRACT SVC	21,884.35	23,157.10	21,884.00	24,572.40	-		(24,572.40)	-100.00%	(21,884.00)	-100.00%	#DIV/0!
10E930 2300 5410 00 930000	GEN ADM NEW CAP OUTLAY	0	2,650.00	0	0	0		-	-100.00%	-	-100.00%	#DIV/0!
10E930 3000 4000 00 000000	COMM SUPPLIES & MATIS (HIST)	90.47	0	0	0	0		-	-100.00%	-	-100.00%	#DIV/0!
10E930 3000 4000 00 930000	COMM SUPPLIES & MATERIALS	59.94	0	150	0	0		-	-100.00%	-	-100.00%	#DIV/0!
10E931 1220 1144 00 931000	SP ED PROG AST EARNINGS	333.25	0	350	469.76	469.76		0	0.00%	119.76	34.22%	#DIV/0!
10E931 1220 3190 00 931000	SP ED PURCHASED SERVICES	3,965.68	1,552.53	3,966.00	6,946.44	6,946.44		0	0.00%	2,980.44	75.15%	#DIV/0!
10E931 1220 4051 00 931000	SP ED SUPPLIES & MATERIALS	359.92	352.78	360	1,076.74	1,076.74		0	0.00%	716.74	199.09%	#DIV/0!
10E931 1220 4230 00 931000	SP ED TEXTBOOKS & WORKBOOKS	46.49	483.59	46	0	0		-	-100.00%	(46.00)	-100.00%	#DIV/0!
10E931 1220 5410 00 931000	SP ED NEW CAPITAL OUTLAY	0	2,637.00	0	0	0		-	-100.00%	-	-100.00%	#DIV/0!
10E931 1221 1131 00 931000	SP ED SUMMER TEACHER ERNGS	0	0	0	0	0		-	-100.00%	-	-100.00%	#DIV/0!
10E931 2130 3190 00 931000	HLTH SVCS PURCHASED SERVICES	0	0	0	189.74	189.74		0	0.00%	189.74	189.74%	#DIV/0!
10E931 2140 3190 00 931000	PSYCH PURCHASED SERVICES	0	900	0	0	0		-	-100.00%	-	-100.00%	#DIV/0!
10E931 2210 1148 00 931000	IMPRV OF INST GRANT EARNINGS	2,923.40	7,837.20	3,000.00	0	0		-	-100.00%	(3,000.00)	-100.00%	#DIV/0!
10E931 2210 2224 00 931000	IMPRV OF INST BD PD THIS	22.38	27.2	28	0	0		-	-100.00%	-28	-100.00%	#DIV/0!
10E931 2210 2228 00 931000	IMPRV OF INST BD PD FED TRS	1,026.71	1,243.32	1,100.00	0	0		-	-100.00%	(1,100.00)	-100.00%	#DIV/0!
10E931 2210 2229 00 931000	IMPRV OF INST BD PD EEBER TRS	15.45	18.6	7	0	0		-	-100.00%	-7	-100.00%	#DIV/0!
10E931 2210 3190 00 931000	IMPRV OF INST PURCH SERVICES	5,596.00	1,344.00	4,480.00	2,401.58	2,401.58		0	0.00%	(2,078.42)	-46.39%	#DIV/0!
10E931 2210 4051 00 931000	IMPRV OF INST SUPPLIES & MATIS	4,220.30	3,603.49	0	3,933.83	3,933.83		-	0.00%	3,933.83	3,933.83%	#DIV/0!
10E931 2230 1148 00 931000	Adm Outrch Asmtnt Svcs Grnt Sal	0	0	0	782	782.00		0	0.00%	782.00	782.00%	#DIV/0!
10E931 2230 2224 00 931000		0	0	0	7.21	7.43		0.22	3.00%	7.43	7.43%	#DIV/0!
10E931 2230 2228 00 931000		0	0	0	77.04	79.35		2.31	3.00%	79.35	79.35%	#DIV/0!
10E931 2230 4051 00 931000	GEN ADM SUPPLIES & MATERIALS	224.71	49.12	225	4.51	4.65		0.14	3.00%	4.65	4.65%	#DIV/0!
10E931 2550 3330 00 931000	TRANS STUDENT FIELD TRIPS	1,032.48	664.07	1,032.00	0	0		-	-100.00%	(1,032.00)	-100.00%	#DIV/0!

10E950 2210 1148 00 950000	IMPRV OF INST GRANT EARNINGS	178.65	1,273.75	179	1,600.00	8,200.00	6,600.00	412.50%	8,021.00	4481.01%
10E950 2210 2001 00 950000	IMPRV OF INST EMPLOYEE BENEFIT	1,500.00	2,250.00	1,500.00	4,387.13	4,518.74	131.61	3,00%	3,018.74	201.25%
10E950 2210 2224 00 950000	IMPRV OF INST BD PD THIS	0.52	11.22	1	14.71	15.15	0.44	3,00%	14.15	1415.13%
10E950 2210 2228 00 950000	IMPRV OF INST BD PD FRED TRS	23.89	128.65	24	157.61	162.34	4.73	3,00%	138.34	576.41%
10E950 2210 2229 00 950000	IMPRV OF INST BD PD EEBLER TRS	0.36	7.39	0	9.29	9.57	0.28	3,00%	9.57	624.41%
10E950 2210 3190 00 950000	IMPRV OF INST PURCHASED SVCS	635.18	2,686.82	635	467.01	4,600.00	4,132.99	884.99%	3,965.00	624.41%
10E950 2230 2210 00 950000		0	0	0	0.43	0.44	0.01	3,00%	0.44	#DIV/0!
10E950 2230 2230 00 950000		0	0	0	0.42	0.43	0.01	3,00%	0.43	#DIV/0!
10E950 2230 3190 00 950000	ASSESSMENT PURCHASED SERVICES	0	0	468	0	0	0	#DIV/0!	-468	-100.00%
10E950 2300 4050 00 950000	LIPLEPS DIRECTOR SUPPLIES	32.2	0	32	0	0	0	#DIV/0!	-32	-100.00%
10E950 3000 3190 00 950000	COMM PURCHASED SERVICES	1,000.00	0	1,000.00	175	750	575	328.57%	-250.00	-25.00%
10E950 3000 4050 00 950000	COMM SUPPLIES & MATERIALS	421.14	23.44	421	0	250	250	#DIV/0!	-171	-40.62%
10E951 1800 3190 00 951000	IEP INST PURCHASED SERVICES	3,538.75	3,650.50	3,000.00	2,475.00		-2,475.00	-100.00%	-3,000.00	-100.00%
10E951 1800 4050 00 951000	INSTRUCTIONAL IEP SUPPLIES	0	3,616.94	0	0		0	#DIV/0!	0	#DIV/0!
	Total Expenses	23,242,878.51	24,467,506.35	25,511,476.89	25,348,248.47	26,490,774.46	1,142,525.99	4.51%	979,297.57	3.84%

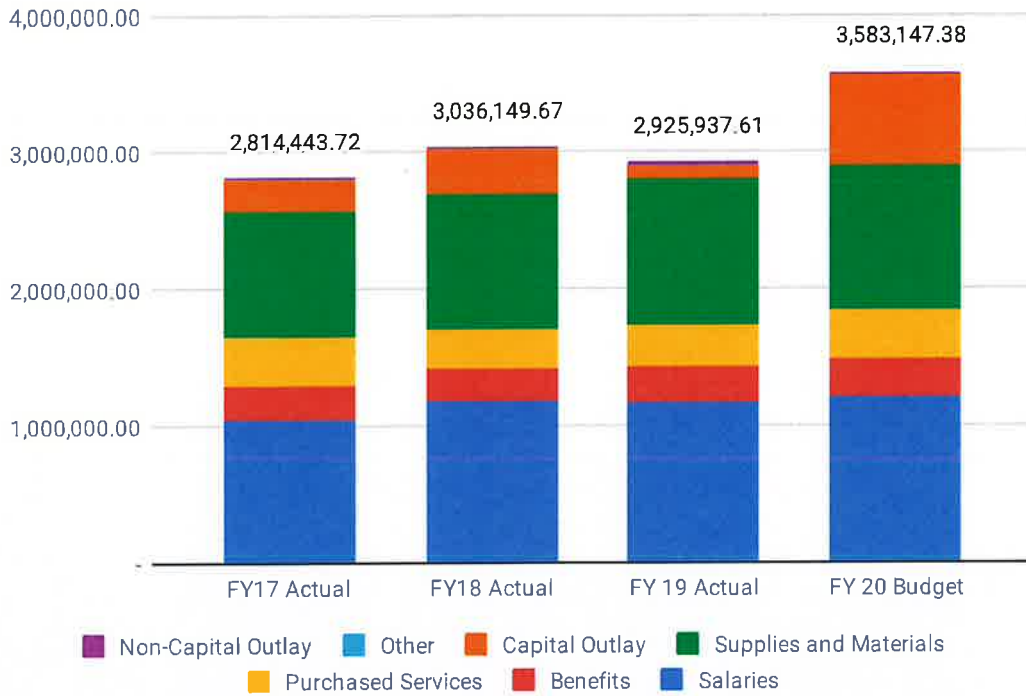
**Community High School District 94
Fiscal Year 2020 Tentative Budget
Operations Fund**

Revenue	FY17 Actual	FY18 Actual	FY 19 Actual	FY 20 Budget
Taxes	3,202,941.14	3,300,359.31	3,208,037.16	3,370,675.00
Interest	20,127.92	29,652.06	28,125.72	25,000.00
Other Local	44,339.42	32,946.02	29,217.10	27,000.00
State	0.00	0.00	0.00	200,000.00
	3,267,408.48	3,362,957.39	3,265,379.98	3,622,675.00
Expenses	FY17 Actual	FY18 Actual	FY 19 Actual	FY 20 Budget
Salaries	1,049,337.63	1,180,767.77	1,168,336.84	1,215,175.19
Benefits	241,002.65	242,943.93	269,429.31	277,512.19
Purchased Services	358,613.77	277,843.35	294,070.88	350,960.00
Supplies and Materials	930,859.92	1,001,388.19	1,081,835.28	1,054,500.00
Capital Outlay	225,291.58	322,229.05	95,683.00	670,000.00
Other	487.12	6,290.57	-	-
Non-Capital Outlay	8,851.05	4,686.81	16,582.30	15,000.00
	2,814,443.72	3,036,149.67	2,925,937.61	3,583,147.38
Beginning Fund Balance	FY17 Actual	FY18 Actual	FY 19 Actual	FY 20 Budget
Net	1,539,727.50	1,992,692.26	2,319,499.98	2,658,942.35
Ending Fund Balance	452,964.76	326,807.72	339,442.37	39,527.62
Ending Fund Balance	1,992,692.26	2,319,499.98	2,658,942.35	2,698,469.97
Fund Balance as a % of Exp	70.80%	76.40%	90.87%	75.31%

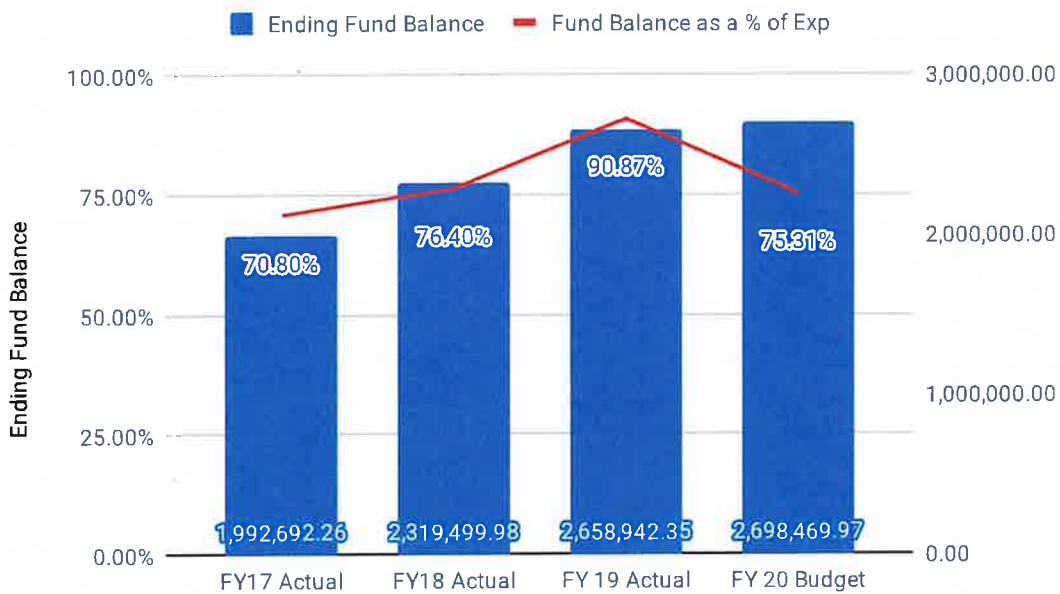


**Community High School District 94
Fiscal Year 2020 Tentative Budget
Operations Fund**

Fund 20 Expenditures



Fund 20 Ending Fund Balance



**Community High School District 94
Fiscal Year 2020 Tentative Budget
Operations Fund Revenue**

Account Numbers	Account Description	2016-17	2017-18	2018-19	2018-19	FY19-20	Against Actual Activity	Against PY budget
		FY Actual	FY Actual	Revised Budget	FY Actual	Tentative Budget		
20R000 1111 0000 00 000000	O&M CURRENT YEAR LEVY ADVANCD	1,603,703.98	1,695,742.24	1,625,740.00	1,640,314.39	1,696,232.00	55,917.61	70,492.00
20R000 1112 0000 00 000000	O&M 1ST PRIOR YEAR LEVY CURRNT	1,549,576.60	1,562,661.11	1,540,000.00	1,557,309.03	1,673,643.00	116,333.97	133,643.00
20R000 1113 0000 00 000000	O&M OTHER PRIOR YR LEVY BACK	59.21	390.67	1,000.00	72.84	500	427.16	-500.00
20R000 1210 0000 00 000000	O&M MOBILE HOME PRIVILEGE TAX	218.27	327.43	300	340.9	300.00	(40.90)	-
20R000 1230 0000 00 000000	O&M CORP PERSNL PROP REPLC TAX	49,383.08	41,237.86	10,000.00	10,000.00	-	(10,000.00)	(10,000.00)
20R000 1510 0000 00 000000	O&M INTEREST ON INVESTMENTS	20,127.92	29,652.06	15,000.00	28,125.72	25,000.00	(3,125.72)	10,000.00
20R000 1910 0000 00 010000	O&M SCHOOL FACILITY RENTAL	3,516.90	6,185.02	6,000.00	1,950.07	2,000.00	49.93	(4,000.00)
20R000 1910 0000 00 030000	O&M SWIMMING POOL RENTAL	40,822.52	26,552.00	45,000.00	26,716.00	25,000.00	(1,716.00)	(20,000.00)
20R000 1930 0000 00 000000	O&M IMPACT FEES	0	0	0	551	-	(551.00)	-
20R000 1931 0000 00 000000	O&M SALE OF EQUIPMENT	0	209	1,000.00	0	-	-	(1,000.00)
20R000 1999 0000 00 020000	O&M MISC REVENUE SOURCES	0	0	0	0.03	-	(0.03)	-
20R000 1999 0000 00 990000	O&M OTHER LOCAL REVENUE	0	0	1,000.00	0	-	-	(1,000.00)
20R000 3001 0000 00 000000	EVIDENCED BASED FUNDING (EBF)	0	0	0	0	200,000.00	200,000.00	200,000.00
	Total Revenue	3,267,408.48	3,362,957.39	3,245,040.00	3,265,379.98	3,622,675.00	157,295.02	177,635.00

**Community High School District 94
Fiscal Year 2020 Tentative Budget
Operations Fund Expense**

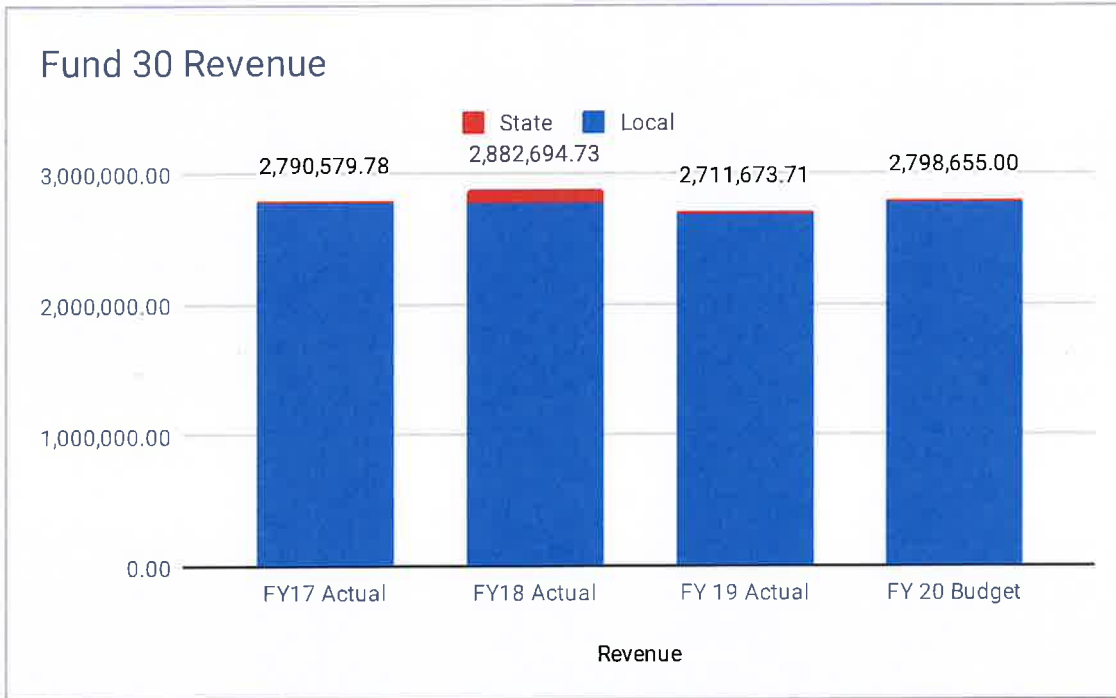
Account Numbers	Account Description	2016-17	2017-18	2018-19	2018-19	FY19-20	Against Actual Activity	Against PY Budget
		FY Actual	FY Actual	Revised Budget	FY Actual	Tentative Budget		
20E000 2510 6249 00 000000	BUS ADM INVESTMENT FEES	487.12	1,691.40	0	0	0	0	0
20E000 2540 1115 00 000000	O&M DIRECTOR BLDG OPERATIONS	0	78,788.21	131,171.00	26,234.11	24,343.00	(1,891.11)	(106,828.00)
20E000 2540 1160 00 000000	O&M-OFFSET CAP IMPRVY 2017 S&L	0	0	-70,000.00	0	0	0	70,000.00
20E000 2540 1160 00 000000	O&M MAINTENANCE SALARY	62,165.96	141,209.02	95,605.00	162,716.98	169,073.00	6,356.02	73,468.00
20E000 2540 1161 00 000000	O&M SUPERVISOR MAINTENANCE	133,107.00	87,383.78	144,551.00	77,437.50	80,844.75	3,407.25	(63,706.25)
20E000 2540 1190 00 000000	O&M SUPERVISOR FOREMANN CUSTODN	117,368.00	119,715.77	123,607.00	123,090.54	127,005.72	3,915.18	3,398.72
20E000 2540 1192 00 000000	O&M CUSTODIAN SALARY	623,189.32	659,449.08	687,395.00	683,969.83	707,908.72	23,938.89	20,513.72
20E000 2540 1197 00 000000	O&M SUMMER ADULT WORKER ERNGS	862.5	0	0	0	0	-	-
20E000 2540 1198 00 000000	O&M SUMMER STUDENT WORKER ERNG	46,256.86	35,965.32	40,000.00	43,932.88	50,000.00	6,067.12	10,000.00
20E000 2540 1204 00 000000	O&M CUSTODIAN SUBSTITUTE	3,757.44	3,640.02	0	0	0	-	-
20E000 2540 1205 00 000000	O&M MAINTENANCE SUBSTITUTE	21,374.60	85.6	25,000.00	0	5,000.00	5,000.00	(20,000.00)
20E000 2540 1360 00 000000	O&M MAINTENANCE OVERTIME ERNGS	4,697.70	1,516.27	12,500.00	38.79	1,000.00	961.21	(11,500.00)
20E000 2540 1392 00 000000	O&M CUSTODIAN OVERTIME ERNGS	36,558.25	53,014.70	40,000.00	50,916.21	50,000.00	(916.21)	10,000.00
20E000 2540 2001 00 000000	O&M EMPLOYEE BENEFITS	50.45	50.45	0	65	66.95	1.95	66.95
20E000 2540 2210 00 000000	O&M LIFE INSURANCE BENE	1,706.05	1,889.75	2,203.00	1,826.77	1,881.57	54.80	(321.43)
20E000 2540 2220 00 000000	O&M HEALTH INSURANCE BENEFITS	225,732.07	225,981.03	229,202.00	252,026.08	259,586.86	7,560.78	30,384.86
20E000 2540 2230 00 000000	O&M LONG TERM DISABILITY BENE	1,337.07	1,468.20	2,088.00	1,407.52	1,449.75	42.23	(638.25)
20E000 2540 2240 00 000000	O&M DENTAL INSURANCE BENE	12,177.01	13,554.50	15,830.00	14,103.94	14,527.06	423.12	(1,302.94)
20E000 2540 3000 00 000000	O&M GRANT CONTRACT OFFSET	2,242.50	0	2,300.00	0	0	-	(2,300.00)
20E000 2540 3114 00 000000	O&M ARCHITECT & ENGINEER SVCS	10,361.97	12,603.64	0	0	0	-	-
20E000 2540 3195 00 000000	O&M CONTRACTED TEMP SERVICES	9,903.00	1,759.88	25,000.00	3,273.90	25,000.00	21,726.10	-
20E000 2540 3201 00 000000	O&M EIRE LAND LEASE	259.18	259.18	0	0	0	0	260.00
20E000 2540 3205 00 000000	O&M KITCHEN R & M SERVICE	5,307.26	3,653.06	0	3,575.07	3,600.00	24.93	3,600.00
20E000 2540 3224 00 000000	O&M EQUIPMENT RENTAL	348.97	22.34	500	0	7,500.00	-	(500.00)
20E000 2540 3232 00 000000	O&M VAN & TRACTOR REPR SERVICE	8,647.29	8,440.07	7,500.00	6,212.01	7,500.00	1,287.99	20,733%
20E000 2540 3233 00 000000	O&M LOCKS AND KEYS SERVICES	2,127.30	1,270.51	50,000.00	470	50,000.00	49,530.00	10538.30%
20E000 2540 3240 00 000000	O&M FACILITY REPAIR SERVICES	1,938.91	2,522.56	10,000.00	23,905.00	10,000.00	(13,905.00)	-58.17%
20E000 2540 3401 00 000000	O&M TELEPHONE	44,013.14	52,230.37	45,000.00	39,728.49	45,000.00	5,271.51	13.27%
20E000 2540 4000 00 000000	O&M ***SUPPLIES & MATERIALS***	0	0	0	2,927.29	0	(2,927.29)	-100.00%
20E000 2540 4130 00 000000	O&M KITCHEN SUPPLIES & MATIS	2,431.32	160.41	2,000.00	588.66	2,000.00	1,411.34	239.75%
20E000 2540 4137 00 000000	O&M AED SUPPLIES & MATERIALS	674	1,188.00	2,500.00	979	1,000.00	21.00	(1,500.00)
20E000 2540 4150 00 000000	DNU O&M MAINTENANCE SUPPLIES	467.5	7,793.90	0	22,338.57	0	(22,338.57)	-
20E000 2540 4151 00 000000	O&M VANDALISM REPAIR SUPPLIES	1,052.00	0	0	0	0	-	-
20E000 2540 4152 00 000000	O&M VAN & TRACTOR REPR SUPPLY	2,971.55	2,071.14	500	5,352.85	3,000.00	(2,352.85)	2,500.00
20E000 2540 4159 00 000000	O&M LOCKS AND KEYS	1,047.98	1,416.89	2,500.00	1,428.98	2,500.00	1,071.02	-
20E000 2540 4159 00 000000	O&M PHASE FOUR SUPPLY	367.84	-285	0	0	0	-	-
20E000 2540 4650 00 000000	O&M NATURAL GAS	182,642.26	170,944.55	115,000.00	181,995.12	180,000.00	(1,995.12)	65,000.00
20E000 2540 4660 00 000000	O&M ELECTRICITY	453,731.04	546,824.49	500,000.00	602,252.51	600,000.00	(2,252.51)	100,000.00
20E000 2540 4670 00 000000	O&M WATER & SEWER	79,170.40	99,128.21	75,000.00	77,006.82	75,000.00	(2,006.82)	-
20E000 2540 4686 00 000000	O&M ATHLETICS GASOLINE	48.26	65.03	0	15.54	0	(15.54)	-
20E000 2540 5000 00 000000	O&M CAPITAL OUTLAY	36,735.00	9,944.95	80,000.00	11,156.95	50,000.00	38,843.05	(30,000.00)

20E000 2540 5203 00 000000	O&M CAPITAL FURNISHINGS	124,284.04	4,404.54	100,000.00	7,503.63	50,000.00	42,496.37	566.34%	(50,000.00)	-50.00%
20E000 2540 5350 00 000000	O&M ROOF/CEILING/STRUCTURE(HIS)	0	1,580.50	0	2,864.26	2,500.00	(364.26)	-12.72%	2,500.00	0.00%
20E000 2540 5405 00 000000	O&M KITCHEN CAPITAL OUTLAY	0	0	0	6,499.00	2,500.00	(3,999.00)	-61.53%	2,500.00	0.00%
20E000 2540 5410 00 000000	O&M NEW CAPITAL OUTLAY	14,200.25	0	300,000.00	33,600.58	500,000.00	466,399.42	1388.07%	200,000.00	66.67%
20E000 2540 5420 00 000000	O&M REPLACE CAPITAL OUTLAY	50,072.29	306,299.06	65,000.00	34,058.58	65,000.00	30,941.42	90.85%	-	0.00%
20E000 2542 3211 00 000000	O&M EXTERMINATING SERVICE	975.25	1,170.19	2,000.00	3,013.19	3,000.00	(13.19)	-0.44%	1,000.00	50.00%
20E000 2542 3212 00 000000	O&M DISPOSAL SERVICE	33,382.45	19,946.48	30,000.00	17,572.40	30,000.00	12,427.60	70.72%	-	0.00%
20E000 2542 3221 00 000000	O&M WINDOW WASHING	2,085.00	0	0	2,200.00	13,000.00	(2,200.00)	-100.00%	-	0.00%
20E000 2542 3223 00 000000	O&M CARPET & DRAPERY CLEANING	12,385.00	9,965.00	13,000.00	0	13,000.00	13,000.00	100.00%	-	0.00%
20E000 2542 3226 00 000000	O&M GYM FLOOR	2,515.00	3,795.00	0	2,565.00	3,000.00	435.00	16.96%	3,000.00	0.00%
20E000 2542 3227 00 000000	O&M BLEACHER SERVICES	900	0	0	0	0	-	-	-	-
20E000 2542 3228 00 000000	O&M FOOTBALL FIELD MAINT SVCS	11,100.00	0	1,900.00	0	1,900.00	1,900.00	100.00%	-	0.00%
20E000 2542 3229 00 000000	O&M TENNIS COURTS	5,400.00	0	0	5,800.00	6,000.00	200.00	3.45%	6,000.00	0.00%
20E000 2542 3231 00 000000	O&M PARKING LOT & WALKWAY REPR	1,572.00	2,800.00	1,600.00	0	2,000.00	2,000.00	100.00%	400.00	25.00%
20E000 2542 3233 00 000000	O&M FENCING REPAIR SERVICES	7,068.00	7,320.75	2,500.00	5,370.07	5,500.00	129.93	2.42%	3,000.00	120.00%
20E000 2542 3234 00 000000	O&M SNOW PLOWING SERVICES	35,020.00	4,336.12	30,000.00	34,055.40	30,000.00	(4,055.40)	-11.91%	-	0.00%
20E000 2542 3235 00 000000	O&M GENERAL MAINT. SERVICES	568.25	4,336.12	0	2,619.91	2,000.00	(619.91)	-23.66%	2,000.00	0.00%
20E000 2542 3239 00 000000	O&M POOL REPAIR SERVICES	1,565.00	17,176.00	5,000.00	3,277.52	5,000.00	1,722.48	52.55%	-	0.00%
20E000 2542 3243 00 000000	O&M ROOF REPAIR SERVICES	13,828.00	17,939.00	4,000.00	3,839.00	4,000.00	161.00	4.19%	-	0.00%
20E000 2542 3250 00 000000	O&M SECURITY SYSTEM SERVICES	330.57	984.21	0	2,669.40	(2,669.40)	(2,669.40)	-100.00%	-	0.00%
20E000 2542 3260 00 000000	O&M ACID REPAIR & MAINT SVC	875	0	0	175.2	(175.20)	(175.20)	-100.00%	-	0.00%
20E000 2542 4001 00 000000	O&M LANDSCAPING SUPPLIES	967.71	521.44	1,000.00	6,236.96	1,000.00	(5,236.96)	-83.97%	-	0.00%
20E000 2542 4002 00 000000	O&M EXTERIOR SUPPLIES	180.04	3,155.91	500	519.29	500.00	(19.29)	-3.71%	-	0.00%
20E000 2542 4140 00 000000	O&M CUSTODIAL SUPPLIES	26,090.90	36,371.42	35,000.00	29,991.53	35,000.00	5,008.47	16.70%	-	0.00%
20E000 2542 4144 00 000000	O&M PAPER PRODUCTS	5,938.28	11,630.26	15,000.00	12,669.29	15,000.00	2,330.71	18.40%	-	0.00%
20E000 2542 4144 00 000000	O&M EMERGENCY LIGHTS & BULBS	4,734.74	2,331.62	2,500.00	5,438.98	2,500.00	(2,938.98)	-54.04%	-	0.00%
20E000 2542 4145 00 000000	O&M PAINTING SUPPLIES	3,218.58	3,879.99	5,000.00	4,614.95	5,000.00	385.05	8.34%	-	0.00%
20E000 2542 4146 00 000000	O&M POOL SUPPLIES	18,048.25	13,637.75	15,000.00	22,119.89	15,000.00	(7,119.89)	-32.19%	-	0.00%
20E000 2542 4153 00 000000	O&M HARDWARE SUPPLY	7,805.21	8,578.31	6,000.00	4,176.88	6,000.00	1,823.12	43.65%	-	0.00%
20E000 2542 4156 00 000000	O&M FLOOR & CEILING TILE	10,415.80	1,580.50	10,000.00	10,678.50	10,000.00	(678.50)	-6.35%	-	0.00%
20E000 2542 4685 00 000000	O&M GASOLINE	7,809.07	6,739.36	7,500.00	6,058.14	7,500.00	1,441.86	23.80%	-	0.00%
20E000 2543 3235 00 000000	O&M DOORS SERVICES	3,782.45	0	0	1,035.00	(1,035.00)	(1,035.00)	-100.00%	-	0.00%
20E000 2543 3236 00 000000	O&M FILTER SERVICES	676	0	0	1,601.42	(1,601.42)	(1,601.42)	-100.00%	-	0.00%
20E000 2543 3238 00 000000	O&M HEAT PUMPS SERVICES	0	0	0	3,091.48	(3,091.48)	(3,091.48)	-100.00%	-	0.00%
20E000 2543 3239 00 000000	O&M HEAT CHILLER SERVICES	568	3,166.15	3,000.00	7,010.31	7,000.00	(10.31)	-0.15%	4,000.00	133.33%
20E000 2543 3241 00 000000	O&M BOILER & VENT SERVICES	4,532.76	1,265.00	7,500.00	2,863.28	7,500.00	4,636.72	161.94%	-	0.00%
20E000 2543 3242 00 000000	O&M HVAC SERVICES	50,075.00	43,944.44	44,000.00	46,382.62	45,000.00	(1,382.62)	-2.98%	1,000.00	2.27%
20E000 2543 3244 00 000000	O&M PLUMBING REPAIR SERVICES	18,874.08	4,455.66	11,500.00	10,263.54	11,500.00	1,236.46	12.05%	-	0.00%
20E000 2543 3245 00 000000	O&M ELECTRICAL REPAIR SERVICES	5,130.21	607.69	1,200.00	3,857.00	1,200.00	(2,657.00)	-68.89%	-	0.00%
20E000 2543 3246 00 000000	O&M FIRE ALARM REPAIR SERVICES	26,599.86	20,524.50	25,000.00	29,798.88	25,000.00	(4,798.88)	-16.10%	-	0.00%
20E000 2543 3247 00 000000	O&M CLOCK REPAIR SERVICES	0	0	0	323.5	(323.50)	(323.50)	-100.00%	-	0.00%
20E000 2543 3249 00 000000	O&M ELEVATOR REPAIR & MAIN SVC	9,555.59	10,498.56	5,000.00	26,258.72	5,000.00	(21,258.72)	-80.96%	-	0.00%
20E000 2543 3255 00 000000	O&M GENERATOR SERVICES	2,019.05	2,528.19	0	1,004.39	2,000.00	995.61	99.13%	2,000.00	0.00%
20E000 2543 4141 00 000000	O&M BOILER CHEMICALS	799.9	0	5,000.00	0	5,000.00	5,000.00	100.00%	-	0.00%
20E000 2543 4142 00 000000	O&M CHILLER CHEMICALS	7,781.50	8,160.00	5,000.00	7,480.00	8,000.00	520.00	6.95%	3,000.00	60.00%
20E000 2543 4143 00 000000	O&M FILTER SUPPLIES	14,708.83	8,097.83	7,500.00	14,300.05	8,000.00	(6,300.05)	-44.06%	500.00	6.67%
20E000 2543 4144 00 000000	O&M VAV SUPPLY	7,911.94	1,481.39	7,500.00	1,574.41	7,500.00	5,925.59	376.37%	-	0.00%
20E000 2543 4145 00 000000	O&M DOORS SUPPLY	10,784.91	643.75	5,000.00	7,176.14	5,000.00	(2,176.14)	-30.32%	-	0.00%
20E000 2543 4146 00 000000	O&M FIRE ALARM REPAIR SUPPLIES	745.19	3,782.66	500	836.85	500.00	(336.85)	-40.25%	-	0.00%

20E000 2543 4147 00 000000	O&M PLUMBING SUPPLY	10,748.95	8,177.44	5,000.00	17,280.67	10,000.00	(7,280.67)	-42.13%	5,000.00	100.00%
20E000 2543 4148 00 000000	O&M ELECTRICAL SUPPLY	11,878.80	12,352.35	8,000.00	5,152.37	8,000.00	2,847.63	55.27%	-	0.00%
20E000 2543 4149 00 000000	O&M ROOF FAN SUPPLY	4,583.06	92.19	1,000.00	447.5	1,000.00	552.50	123.46%	-	0.00%
20E000 2543 4150 00 000000	O&M MECHANICAL SUPPLY	2,473.19	4,179.27	15,000.00	15,859.45	15,000.00	(859.45)	-5.42%	-	0.00%
20E000 2543 4151 00 000000	O&M ELECTRIC MOTOR REPAIR SUPP	1,933.84	2,172.62	3,500.00	1,073.39	3,500.00	2,426.61	226.07%	-	0.00%
20E000 2543 4152 00 000000	O&M CLOCK REPAIR SUPPLIES	781.03	1,066.53	0	0	0	-		-	
20E000 2543 4153 00 000000	O&M HARDWARE SUPPLY	30,763.44	12,961.16	15,000.00	9,448.42	15,000.00	5,551.58	58.76%	-	0.00%
20E000 2543 4154 00 000000	O&M AC PUMPS SUPPLY	3,541.69	490.83	0	2,428.85	2,000.00	(428.85)	-17.66%	2,000.00	0.00%
20E000 2543 4155 00 000000	O&M GENERATOR SUPPLY	260.7	612.74	0	0	0	0		0	
20E000 2543 4156 00 000000	O&M HEAT PUMPS SUPPLY	4,254.71	735.06	0	108.46	0	-108.46	-100.00%	0	0.00%
20E000 2543 4157 00 000000	O&M LOCKER REPAIR SUPPLIES	2,216.05	3,249.66	0	0	0	0		0	
20E000 2543 4158 00 000000	O&M HVAC SUPPLIES	4,854.93	8,545.97	5,000.00	1,426.82	5,000	3,573.18	250.43%	0.00	0.00%
20E000 2543 4159 00 000000	O&M HVAC PUMPS SUPPLY	0	6,858.56	0	252.44	0	-252.44	-100.00%	0	0.00%
20E000 2544 7001 00 000000	O&M SM EQUIPMENT NON-CAPITAL	8,851.05	4,686.81	15,000.00	16,582.30	15,000	-1,582.30	-9.54%	0.00	0.00%
20E000 8840 8100 00 000000	PERMANENT INTERUND TRANSFER E	795,981.00	0	0	0	0	0		0	
61E000 2530 6249 00 000000	CI HILK INVESTMENT FEES	0	4,599.17	0	0	0	0		0	
	Total Expenses	3,610,424.72	3,036,149.67	3,244,652.00	2,925,937.61	3,583,147.38	657,209.77	22.46%	338,495.38	10.43%

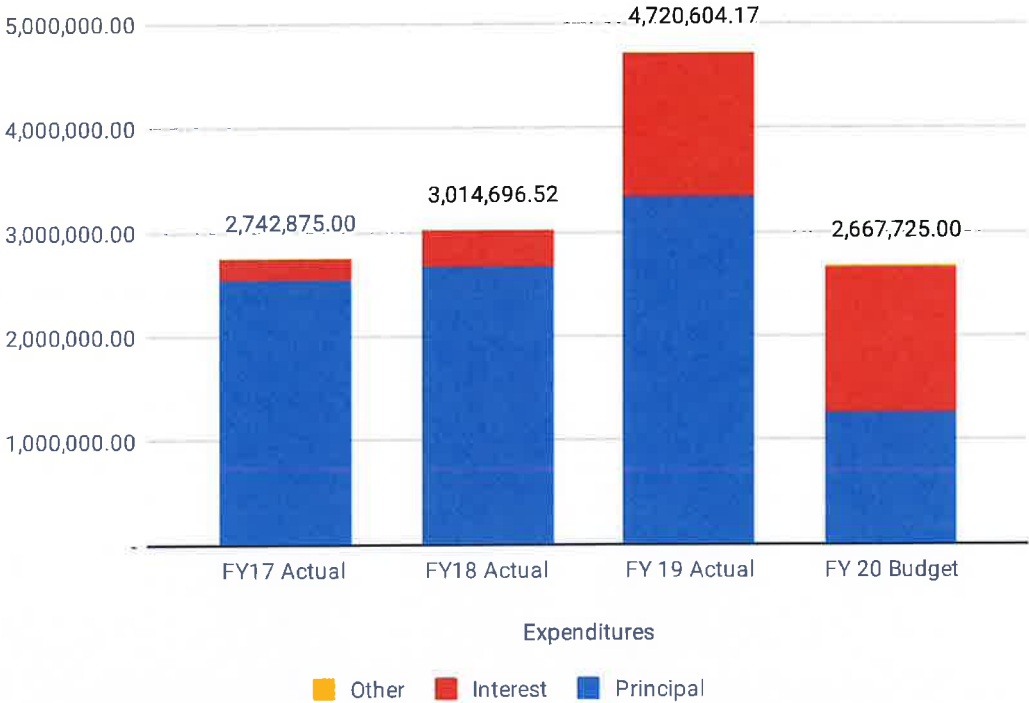
**Community High School District 94
Fiscal Year 2020 Tentative Budget
Debt Service Fund**

Revenue	FY17 Actual	FY18 Actual	FY 19 Actual	FY 20 Budget
Local	2,788,312.81	2,775,870.67	2,689,564.13	2,777,155.00
State	2,266.97	106,824.06	22,109.58	21,500.00
	<u>2,790,579.78</u>	<u>2,882,694.73</u>	<u>2,711,673.71</u>	<u>2,798,655.00</u>
Expenses	FY17 Actual	FY18 Actual	FY 19 Actual	FY 20 Budget
Principal	2,555,000.00	2,670,000.00	3,350,000.00	1,275,000.00
Interest	185,075.00	340,527.77	1,368,629.17	1,390,750.00
Other	2,800.00	4,168.75	1,975.00	1,975.00
	<u>2,742,875.00</u>	<u>3,014,696.52</u>	<u>4,720,604.17</u>	<u>2,667,725.00</u>
Beginning Fund Balance	FY17 Actual	FY18 Actual	FY 19 Actual	FY 20 Budget
Net	3,012,714.30	3,060,419.08	2,928,417.29	919,486.83
	<u>47,704.78</u>	<u>(132,001.79)</u>	<u>(2,008,930.46)</u>	<u>130,930.00</u>
Ending Fund Balance	3,060,419.08	2,928,417.29	919,486.83	1,050,416.83
Fund Balance as a % of Exp	111.58%	97.14%	19.48%	39.38%

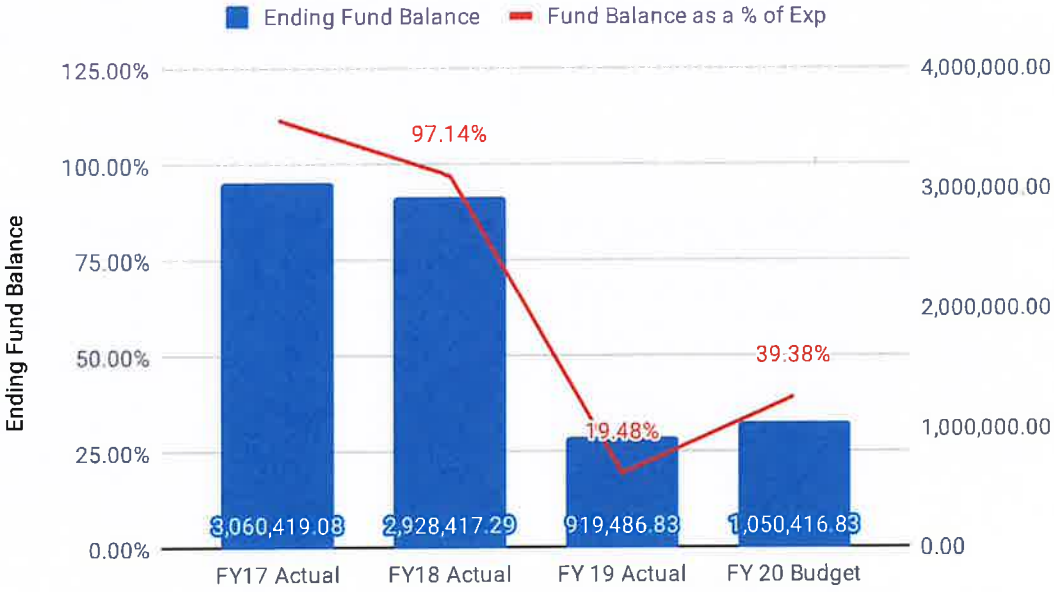


**Community High School District 94
Fiscal Year 2020 Tentative Budget
Debt Service Fund**

Fund 30 Expenditures



Fund 30 Ending Fund Balance



Community High School District 94
Fiscal Year 2020 Tentative Budget
Debt Service Fund Revenue

Account Numbers	Account Description	2016-17	2017-18	2018-19	2018-19	FY18-20	Against Actual Activity	Against PY budget
		FY Actual	FY Actual	Revised Budget	FY Actual	Tentative Budget		
30R000 1111 0000 00 000000	DEBT SVC CURRENT YER LEVY ADV	1,397,776.79	1,413,214.43	1,442,156.00	1,391,369.51	1,413,623.00	22,253.49	-28,533.00
30R000 1112 0000 00 000000	DEBT SVC 1ST PR YR LEVY CURRNT	1,390,197.12	1,362,004.12	1,300,000.00	1,297,845.60	1,362,782.00	64,936.40	62,782.00
30R000 1113 0000 00 000000	DEBT SVC OTHER PR YRS BACK	53.65	366.74	1,000.00	64.93	500.00	435.07	(500.00)
30R000 1210 0000 00 000000	DEBT SVC MOBILE HOME PRIV TAX	195.79	285.38	275	284.09	250.00	(34.09)	(25.00)
30R000 1230 0000 00 000000	DEBT SVC CORP PERSONL REPLCANT	89.46	0	0	0	-	-	-
30R000 1510 0000 00 000000	DEBT SVC INTEREST ON INVSTMNT	2,266.97	10,389.77	500	20,651.43	20,000.00	(651.43)	19,500.00
30R000 1510 0000 17 000000	INTEREST 2017 MAA	0	1,856.51	0	1,458.15	1,500.00	41.85	1,500.00
30R000 7220 0000 17 000000	PREM ON BONDS SOLD SER 2017	0	94,577.78	0	0	0	0	0
	Total Revenues	2,790,579.78	2,882,694.73	2,743,931.00	2,711,673.71	2,798,655.00	86,981.29	54,724.00
							3.21%	1.99%

**Community High School District 94
Fiscal Year 2020 Tentative Budget
Debt Service Fund Expense**

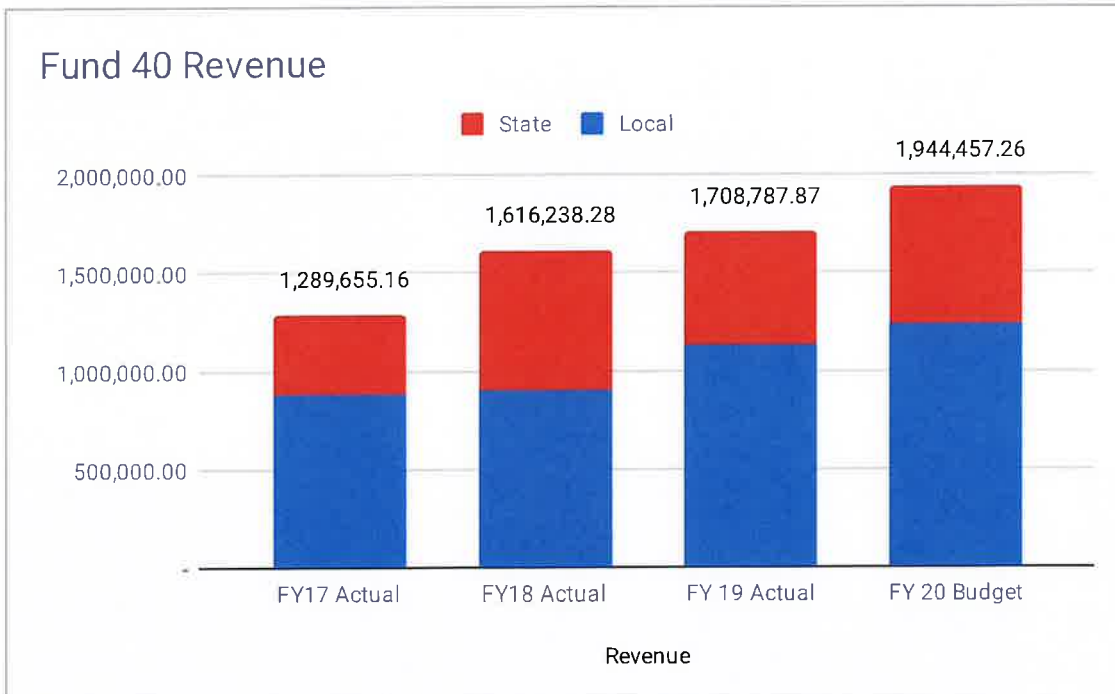
Account Numbers	Account Description	2016-17	2017-18	2018-19	2018-19	FY19-20	Against Actual Activity		Against PY budget	
		FY Actual	FY Actual	Revised Budget	FY Actual	Tentative Budget				
30E000 2510 6249 00 0000000	BUS ADM INVESTMENT FEES	2,800.00	2,800.00	2,800.00	475	0.00	-475.00	-100.00%	-2,800.00	-100.00%
30E000 5140 6249 00 0000000	DEBT SVC BOND SERVICE FEES	0	118.75	0	1,500.00	0.00	-1,500.00	-100.00%	0.00	#DIV/0!
30E000 5140 6249 00 0100000	DEBT SERVICE BOND DISSEMINATION	0	1,250.00	0	0	0	0.00	#DIV/0!	0.00	#DIV/0!
30E000 5400 6240 00 0000000	DEBT SVC MISC FEES	0.00	0.00	0.00	0.00	1,975.00	1,975.00	#DIV/0!	1,975.00	#DIV/0!
30E000 5200 6200 00 0000000	DEBT SVC BOND INTEREST	185,075.00	340,527.77	284,700.00	1,368,629.17	1,390,750.00	22,120.83	1.62%	1,106,050.00	388.50%
30E000 5300 6100 00 0000000	DEBT SVC REDEMPTION PRINCIPAL	2,555,000.00	2,670,000.00	2,450,000.00	3,350,000.00	1,275,000.00	-2,075,000.00	-61.94%	-1,175,000.00	-47.96%
	Total Expenses	2,742,875.00	3,014,696.52	2,737,500.00	4,720,604.17	2,667,725.00	-2,052,879.17	-43.49%	-69,775.00	-2.55%

Notes:

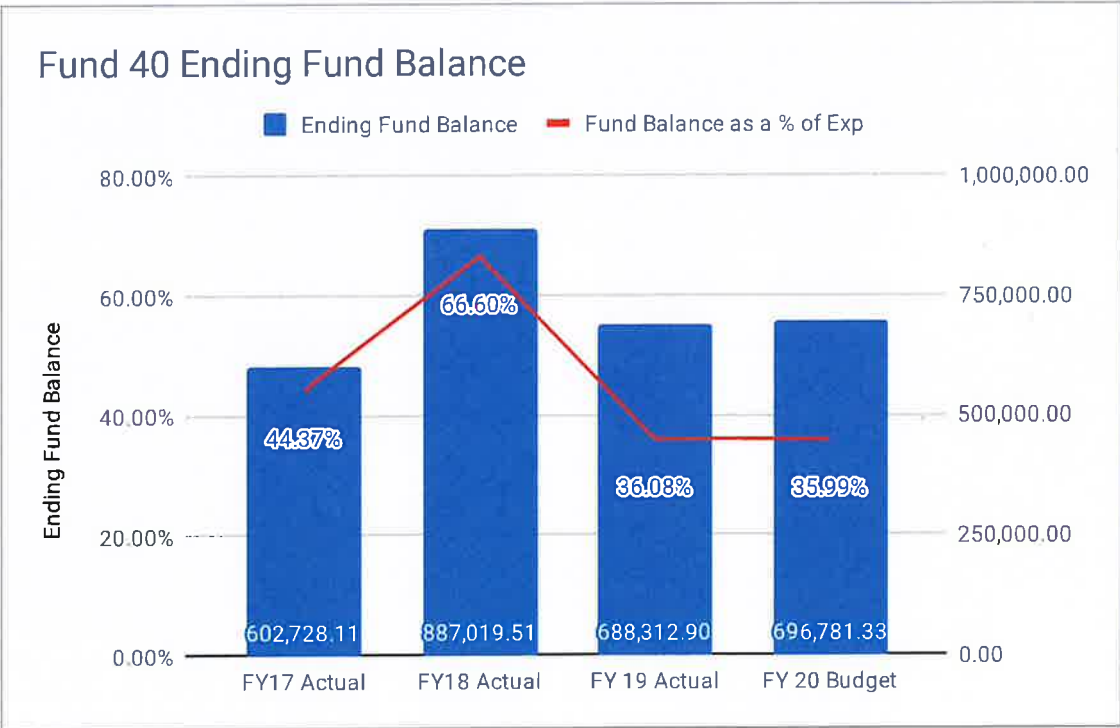
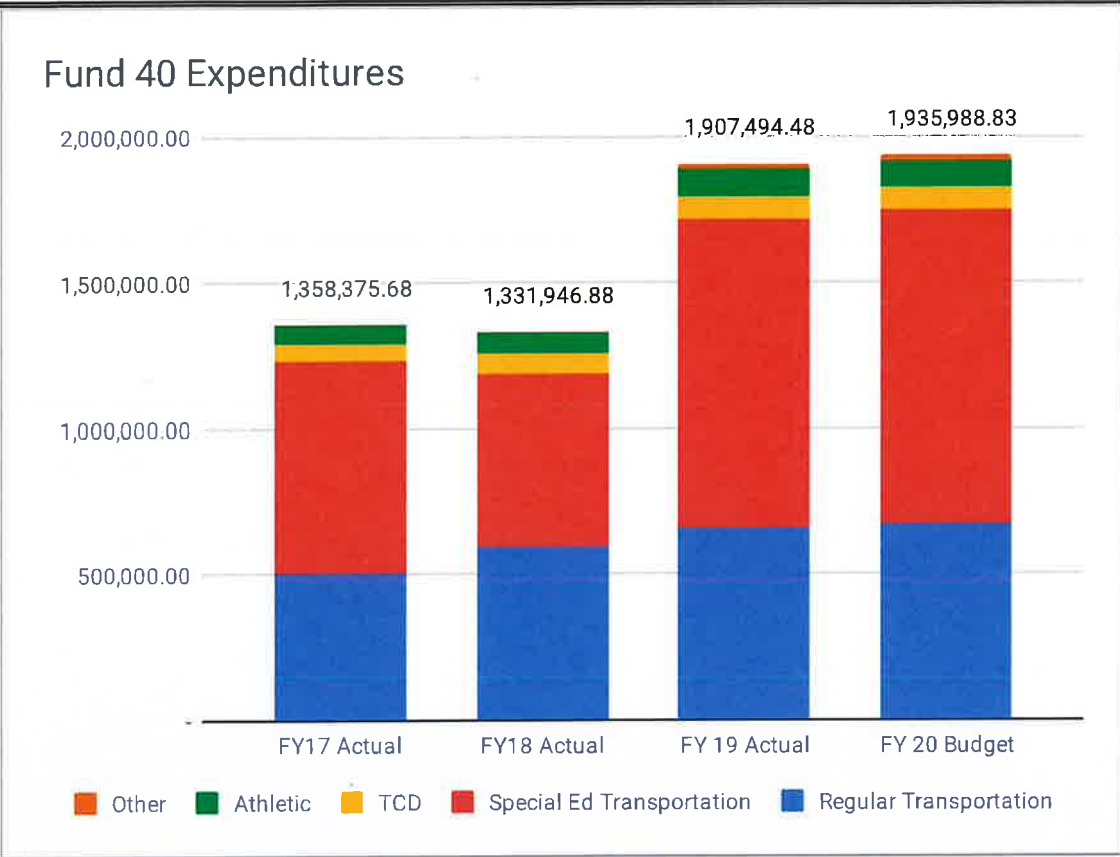
1. Debt Service Grant utilized in FY19 - \$1,500,000 (Fund Balance)
2. Expenses match debt schedule provided by Raymond James

**Community High School District 94
Fiscal Year 2020 Tentative Budget
Transportation Fund**

Revenue	FY17 Actual	FY18 Actual	FY 19 Actual	FY 20 Budget
Local	888,352.61	906,947.66	1,138,411.44	1,237,318.00
State	401,302.55	709,290.62	570,376.43	707,139.26
	1,289,655.16	1,616,238.28	1,708,787.87	1,944,457.26
Expenses	FY17 Actual	FY18 Actual	FY 19 Actual	FY 20 Budget
Regular Transportation	504,658.49	597,894.61	662,096.76	674,676.60
Special Ed Transportation	727,079.31	592,226.43	1,053,712.96	1,075,840.93
TCD	63,190.50	68,709.48	77,989.50	79,471.30
Athletic	60,270.48	72,095.82	97,359.71	90,000.00
Other	3,176.90	1,020.54	16,335.55	16,000.00
	1,358,375.68	1,331,946.88	1,907,494.48	1,935,988.83
	FY17 Actual	FY18 Actual	FY 19 Actual	FY 20 Budget
Beginning Fund Balance	534,007.59	602,728.11	887,019.51	688,312.90
Net	(68,720.52)	284,291.40	(198,706.61)	8,468.43
Ending Fund Balance	602,728.11	887,019.51	688,312.90	696,781.33
Fund Balance as a % of Exp	44.37%	66.60%	36.08%	35.99%



**Community High School District 94
Fiscal Year 2020 Tentative Budget
Transportation Fund**



**Community High School District 94
Fiscal Year 2020 Tentative Budget
Transportation Fund Revenue**

Account Numbers	Account Description	2016-17	2017-18	2018-19	2018-19	FY19-20	Against Actual Activity	Against PY budget
		FY Actual	FY Actual	Revised Budget	FY Actual	Tentative Budget		
40R000 1111 0000 00 0000000	TRANSP CURRENT YEAR LEVY ADV	428,707.73	453,425.48	429,945.00	442,373.63	453,556.00	11,182.37	23,611.00
40R000 1112 0000 00 0000000	TRANSP 1ST PRIOR YEAR LEVY CUR	420,800.68	417,736.00	420,000.00	416,409.72	447,662.00	31,252.28	27,662.00
40R000 1113 0000 00 0000000	TRANSP OTHER PR YRS LEVY BACK	16.14	106.87	-	19.72	-	(19.72)	-
40R000 1210 0000 00 0000000	TRANSP MOBILE HOME PRIVILEGE	59.27	87.53	-	91.15	100.00	8.85	100.00
40R000 1230 0000 00 0000000	TRANSP CORP PRSNL PROP TAX	34,525.44	28,866.49	197,000.00	267,398.24	325,000.00	57,601.76	128,000.00
40R000 1411 0000 00 0000000	TRANSP STUDENT BUSSING FEES	1,050.00	550.00	1,000.00	800.46	1,000.00	199.54	-
40R000 1510 0000 00 0000000	TRANSP INTEREST ON INVESTMENTS	3,193.35	6,175.29	-	11,318.52	10,000.00	(1,318.52)	10,000.00
40R000 3500 0000 00 0000000	TRANSP STATE REGULAR CURRENT	25,838.17	44,068.57	35,000.00	47,491.41	49,449.00	1,957.59	14,449.00
40R000 3500 0000 00 0100000	TRANSP STATE REGULAR PR YR	12,062.88	25,728.01	10,000.00	14,822.01	15,773.71	951.70	5,773.71
40R000 3510 0000 00 0000000	TRANSP STATE SPECIAL ED CURRNT	241,572.06	396,859.17	485,000.00	375,596.77	518,426.00	142,829.23	33,426.00
40R000 3510 0000 00 0100000	TRANSP STATE SPECIAL ED PR YR	121,829.44	242,634.87	-	132,466.24	223,490.55	(8,975.69)	123,490.55
	Total Revenues	1,289,655.16	1,616,238.28	1,577,945.00	1,708,787.87	1,944,457.26	235,669.39	366,512.26
							13.79%	23.23%

Notes:

- Increase in revenue in the transportation fund is attributed to a larger pupil transportation claim reimbursement, which is due to higher transportation costs. The district is reimbursed approximately 80% of special education transportation costs.
- Additionally, to offset the increase in our special education transportation expense, the allocation of the Corporate Personal Property Tax was increased to ensure a positive net result.

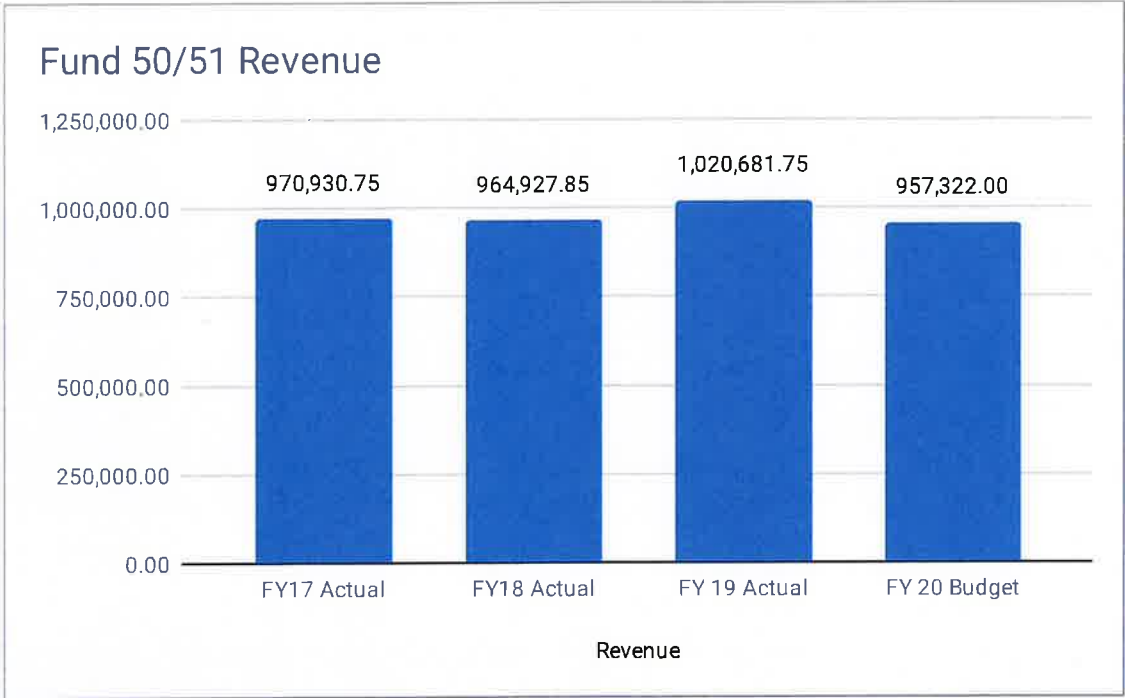
**Community High School District 94
Fiscal Year 2020 Tentative Budget
Transportation Fund Expense**

Account Number	Account Description	2016-17		2017-18		2018-19		FY19-20		Against Actual Activity	Against FY budget
		FY Actual	Budget	FY Actual	Budget	FY Actual	Tentative Budget	FY Actual	Tentative Budget		
40E000 2550 3301 00 000000	TRANS REGULAR STUDENTS	504,658.49	635,000.00	597,894.61	635,000.00	662,096.76	674,676.60	12,579.84	1,90%	39,676.60	6.25%
40E000 2550 3302 00 000000	TRANS SPECIAL ED STUDENTS	727,079.31	750,000.00	592,226.43	750,000.00	1,053,712.96	1,075,840.93	22,127.97	2.10%	325,840.93	43.45%
40E000 2550 3303 00 000000	TRANS TECH CTR DUPAGETCD	63,190.50	73,000.00	68,709.48	73,000.00	77,989.50	79,471.30	1,481.80	1.90%	6,471.30	8.86%
40E000 2550 3304 00 000000	TRANS FUEL ADJUSTMENTS	(16,087.90)	-	(14,903.27)	-	-	-	-	0.00%	-	0.00%
40E000 2550 3305 00 000000	TRANS EARLY DISMISSAL	12,536.16	-	14,445.62	-	14,088.76	15,000.00	911.24	6.47%	15,000.00	0.00%
40E000 2550 3330 00 000000	TRANS FIELD TRIPS	505.00	-	-	-	(1,370.00)	-	1,370.00	-100.00%	-	0.00%
40E000 2550 5410 00 000000	TRANSP CAPITAL OUTLAY - NEW	-	25,000.00	-	25,000.00	-	-	-	0.00%	(25,000.00)	-100.00%
40E004 2550 3330 00 000000	TRANS FIELD TRIPS SCIENCE	(487.03)	-	441.37	-	(133.89)	-	133.89	-100.00%	-	0.00%
40E006 2550 3330 00 000000	TRANS FIELD TRIPS ENGLISH	(505.00)	-	-	-	-	-	-	0.00%	-	0.00%
40E007 2550 3330 00 000000	TRANS FIELD TRIPS FOREIGN LANG	-	-	-	-	(300.00)	-	300.00	-100.00%	-	0.00%
40E007 2550 3331 00 000000	TRANS FIELD TRIPS FOREIGN EXCH	623.04	-	452.31	-	658.35	1,000.00	341.65	51.89%	1,000.00	0.00%
40E013 2550 3330 00 000000	TRANS FIELD TRIPS SOCIAL STUDY	(121.53)	-	184.51	-	228.96	-	(228.96)	-100.00%	-	0.00%
40E020 2550 3331 00 010000	TRANS FOREIGN EX-FRENCH TRIP	-	-	-	-	249.68	-	(249.68)	-100.00%	-	0.00%
40E020 2550 3331 00 040000	TRANS FORIN EX-COSTA RICA TRIP	-	-	-	-	99.90	-	(99.90)	-100.00%	-	0.00%
40E100 2550 3360 00 000000	TRANS ATHLETIC & ACTIVITY EVENT	60,270.48	80,000.00	72,095.82	80,000.00	97,359.71	90,000.00	(7,359.71)	-7.56%	10,000.00	12.50%
40E104 2550 3330 00 000000	TRANS FIELD TRIPS PEP BUS	6,714.16	-	400.00	-	1,296.49	-	(1,296.49)	-100.00%	-	0.00%
	Total Expenses	1,358,375.68	1,563,000.00	1,331,946.88	1,563,000.00	1,907,494.48	1,935,988.83	28,494.35	1.49%	372,988.83	23.86%

Notes:
- Increase in transportation expense is attributed mainly to a new contract in effect with our special education transportation provider. The contract had an increase of 25%.

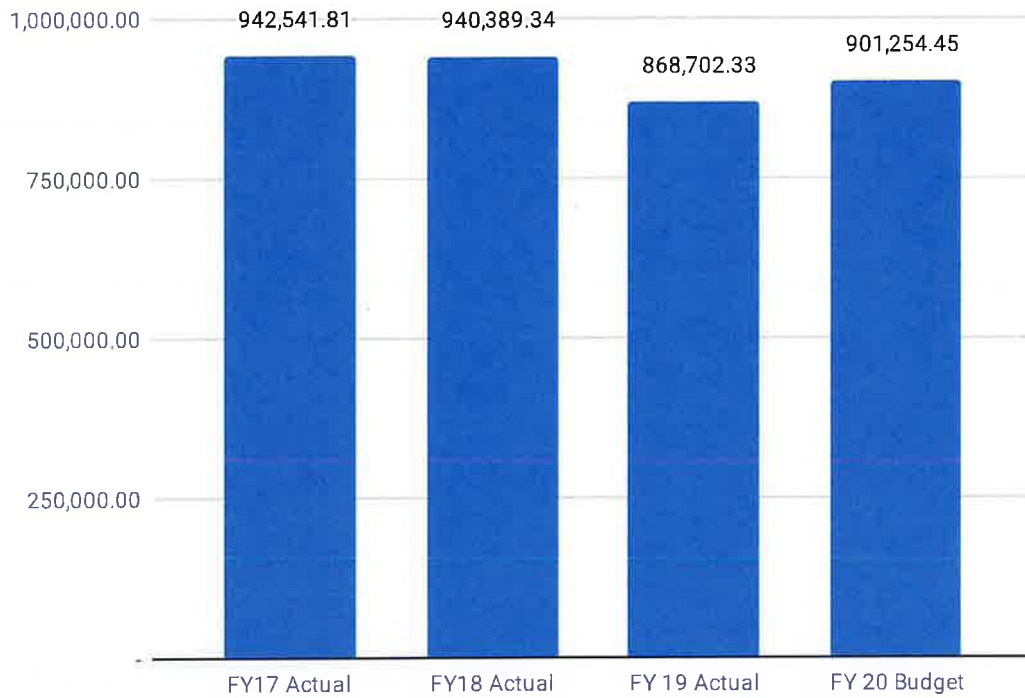
**Community High School District 94
Fiscal Year 2020 Tentative Budget
Social Security/IMRF Fund**

Revenue	FY17 Actual	FY18 Actual	FY 19 Actual	FY 20 Budget
Local	970,930.75	964,927.85	1,020,681.75	957,322.00
	970,930.75	964,927.85	1,020,681.75	957,322.00
Expenses	FY17 Actual	FY18 Actual	FY 19 Actual	FY 20 Budget
Benefits	942,541.81	940,389.34	868,702.33	901,254.45
	942,541.81	940,389.34	868,702.33	901,254.45
Beginning Fund Balance	FY17 Actual	FY18 Actual	FY 19 Actual	FY 20 Budget
Net	361,079.56	389,468.50	414,007.01	565,986.43
	28,388.94	24,538.51	151,979.42	56,067.55
Ending Fund Balance	389,468.50	414,007.01	565,986.43	622,053.98
Fund Balance as a % of Exp	41.32%	44.03%	65.15%	69.02%

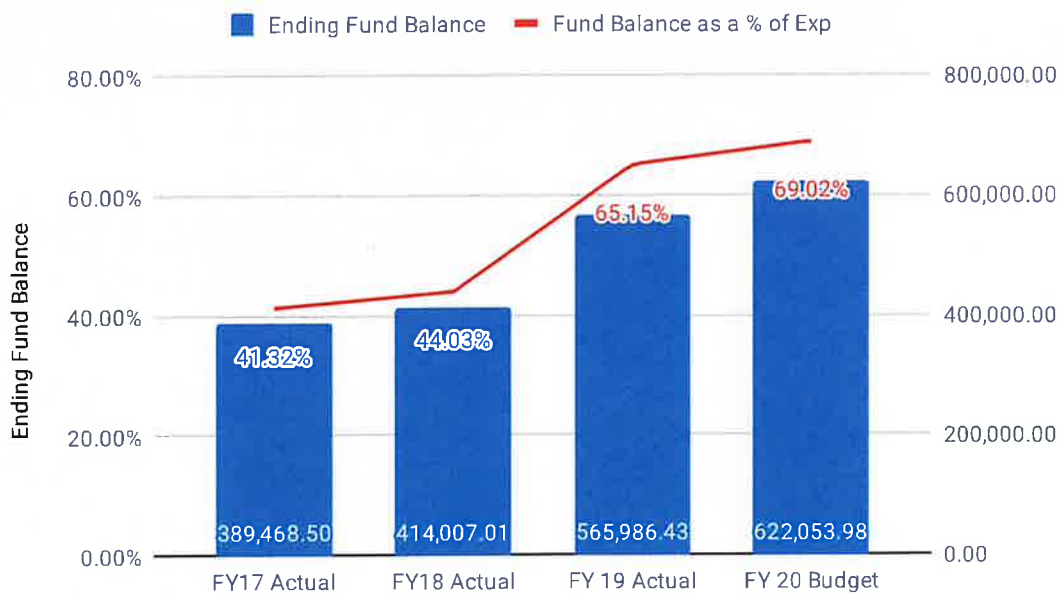


**Community High School District 94
Fiscal Year 2020 Tentative Budget
Social Security/IMRF Fund**

Fund 50/51 Expenditures



Fund 50/51 Ending Fund Balance



**Community High School District 94
Fiscal Year 2020 Tentative Budget
Social Security/IMRF Fund Revenue**

Account Number	Account Description	2016-17	2017-18	2018-19	2018-19	FY19-20	Against Actual Activity		Against PY Budget	
		FY Actual	FY Actual	Budget	FY Actual	Tentative Budget				
50R000 1111 0000 00 000000	IMRF IMRF CURRENT YR LEVY ADV	207,507.17	219,232.37	202,946.00	213,893.69	219,295.00	5,401.31	2.53%	16,349.00	8.06%
50R000 1112 0000 00 000000	IMRF IMRF 1ST PR YR LEVY CUR	203,597.55	202,196.54	215,000.00	201,335.17	216,554.00	15,218.83	7.56%	1,554.00	0.72%
50R000 1113 0000 00 000000	IMRF IMRF OTH PR YR'S LEVY BK	7.78	50.05	100	9.54		-9.54	-100.00%	-100	-100.00%
50R000 1210 0000 00 000000	IMRF MOBILE HOME PRIVILEGE	28.66	42.37	0	44.07	50.00	5.93	13.46%	50.00	#DIV/0!
50R000 1230 0000 00 000000	IMRF CORP PERSONL PROP REPLAC	78,866.48	65,980.57	85,000.00	106,774.14	52,706.00	(54,068.14)	-50.64%	(32,294.00)	-37.99%
50R000 1510 0000 00 000000	IMRF INTEREST ON INVESTMENTS	344.27	1,288.58	0	3,335.89	3,000.00	(335.89)	-10.07%	3,000.00	#DIV/0!
51R000 1151 0000 00 000000	SOC SEC&MEDC CURRENT LEVY(ADV)	194,867.16	206,573.28	195,975.00	201,555.53	206,632.00	5,076.47	2.52%	10,657.00	5.44%
51R000 1152 0000 00 000000	SOC SEC&MEDC 1ST PY LEVY(CUR)	190,963.81	189,880.00	200,000.00	189,709.53	204,329.00	14,619.47	7.71%	4,329.00	2.16%
51R000 1153 0000 00 000000	SOC SEC&MEDC OTH PY BACK LEVY	7.23	47.46	100	8.95		-8.95	-100.00%	-100	-100.00%
51R000 1210 0000 00 000000	SOC SEC&MEDC MOBILE HOME PRIV	26.9	39.79	0	41.52	50.00	8.48	20.42%	50.00	#DIV/0!
51R000 1230 0000 00 000000	SOC SEC&MEDC CORP PERS PROP	94,636.36	79,176.69	86,000.00	101,600.36	52,706.00	(48,894.36)	-48.12%	(33,294.00)	-38.71%
51R000 1510 0000 00 000000	SOC SEC&MEDC INTEREST ERNGS	77.38	420.15	0	2,373.36	2,000.00	(373.36)	-15.73%	2,000.00	#DIV/0!
	Total Revenue	970,930.75	964,927.85	985,121.00	1,020,681.75	957,322.00	(63,359.75)	-6.21%	(27,799.00)	-2.82%

Notes:
Per state regulations, the District must allocate Corporate Personal Property Replacement Tax to the IMRF and Social Security Fund to replace revenue lost when the tax was abolished in 1978.

**Community High School District 94
Fiscal Year 2020 Tentative Budget
Social Security/IMRF Fund Expense**

Account Number	Account Description	2016-17	2017-18	2018-19	2018-19	FY19-20	Against Actual Activity	Against PY Budget
		FY Actual	FY Actual	Budget	FY Actual	FY19-20 Budget		
50E000 2530 2120 00 000000		0	5,611.00	0	11,450.74	11,794.26	343.52	11,794.26
50E000 2540 2120 00 000000	IMRF O&M EMPLOYER PAID IMRF	123,975.58	138,085.10	142,826.00	122,810.06	126,484.36	3,684.30	-16,331.64
50E014 2220 2120 00 000000		33,394.07	33,000.13	31,783.00	21,491.00	22,135.73	644.73	-9,647.27
50E014 2221 2120 00 000000	MEDIA EMPLOYER PAID IMRF	25,279.59	25,014.23	25,609.00	23,217.29	23,913.81	696.52	-1,695.19
50E014 2222 2120 00 000000	MEDIA EMPLOYER PAID IMRF	0	0	11,850.00	0	0.00	0.00	-11,850.00
50E022 1220 2120 00 000000	SP ED EMPLOYER PAID IMRF	67,025.78	76,877.04	82,225.00	47,981.47	49,420.91	1,439.44	-32,804.09
50E029 1300 2120 00 000000	O&M EMPLOYER PAID IMRF	0	-0.18	0	0	0.00	0.00	0.00
50E029 2400 2120 00 000000		0	-0.18	0	0	0.00	0.00	0.00
50E029 2400 2120 00 000000		0	54.23	0	0	0.00	0.00	0.00
50E040 1600 2120 00 000000	SUM SCHL EMPLOYER PAID IMRF	211.6	271.72	0	147.56	151.99	4.43	151.99
50E040 1622 2120 00 000000		704.27	702.81	0	553.08	569.67	16.59	569.67
50E041 1600 2120 00 000000		0	81.2	0	0	0.00	0.00	0.00
50E041 1601 2120 00 010000		29.03	0	0	0	0.00	0.00	0.00
50E041 1607 2120 00 070000		0	0	0	100.05	103.05	3.00	103.05
50E041 1615 2120 00 150000		0	8.06	0	0	0.00	0.00	0.00
50E041 1616 2120 00 160000	SUM SCHL EMPLOYER PAID IMRF	0	63.57	0	48.34	49.79	1.45	49.79
50E045 1800 2120 00 000000	INST EMPLOYER PAID IMRF	2,205.01	2,069.54	13,555.00	2,470.76	2,544.88	74.12	-11,010.12
50E051 2130 2120 00 000000	GUID EMPLOYER PAID IMRF	3,955.06	3,936.30	3,880.00	3,630.87	3,739.80	108.93	-140.20
50E052 2130 2120 00 000000	HLTH SVCS EMPLOYER PAID IMRF	8,298.08	8,193.94	8,426.00	7,830.30	8,065.21	234.91	-360.79
50E061 2220 2120 00 000000	MEDIA EMPLOYER PAID IMRF	7,093.61	6,893.58	7,036.00	6,507.44	6,702.66	195.22	-333.34
50E066 1130 2120 00 000000		32,248.36	27,803.69	30,058.00	21,044.11	21,675.43	631.32	-8,382.57
50E070 2410 2120 00 000000	SCHL ADM EMPLOYER PAID IMRF	41,286.21	38,506.40	37,705.00	34,624.71	35,663.45	1,038.74	-2,041.55
50E071 2320 2120 00 000000	SUPT EMPLOYER PAID IMRF	8,677.18	8,475.72	8,736.00	7,901.16	8,138.19	237.03	-597.81
50E072 2330 2120 00 000000	HR EMPLOYER PAID IMRF	23,554.62	8,201.44	6,376.00	5,875.44	6,051.70	176.26	-324.30
50E073 2633 2120 00 000000		5,500.54	5,525.02	8,187.00	7,276.82	7,495.12	218.30	-691.88
50E080 2510 2120 00 000000	DIR OF BUS EMPLOYER PAID IMRF	15,471.33	302.78	0	0	0.00	0.00	0.00
50E085 2520 2120 00 000000	FISCAL SVCS EMPLOYER PAID IMRF	29,412.57	27,581.63	28,467.00	25,768.72	26,541.78	773.06	-1,975.22
50E090 2660 2120 00 000000	MIS EMPLOYER PAID IMRF	27,268.41	26,653.36	27,297.00	24,745.49	25,487.85	742.36	-1,809.15
50E100 1500 2120 00 000000	ATHL EMPLOYER PAID IMRF	10,117.34	13,771.92	6,399.00	12,009.57	12,369.86	360.29	5,970.86
50E104 1500 2120 00 000000	ACTV EMPLOYER PAID IMRF	506.08	78.66	0	93.68	96.49	2.81	96.49
50E104 1505 2120 00 000000		18.08	0	0	0	0.00	0.00	0.00
50E902 1300 2120 00 902000		0	-0.01	0	0	0.00	0.00	0.00
50E902 2110 2120 00 902000		0	0.02	0	0	0.00	0.00	0.00
50E904 1800 2120 00 904000		0	0	0	19.22	19.80	0.58	19.80
50E904 2230 2120 00 904000		0	0	0	15.75	16.22	0.47	16.22
50E904 2300 2120 00 904000	GEN ADM EMPLOYER PAID IMRF	392.36	396.95	0	74.52	76.76	2.24	76.76
50E904 3000 2120 00 904000	COMM EMPLOYER PAID IMRF	306.6	301.1	0	26.46	27.25	0.79	27.25
50E905 2400 2120 00 905000	SCHL ADM EMPLOYER PAID IMRF	0.03	0	0	0	0.00	0.00	0.00
50E930 1220 2120 00 930000		0	0	0	159.57	164.36	4.79	164.36
50E930 2210 2120 00 930000		934.75	270.26	0	115.77	119.24	3.47	119.24
50E931 1220 2120 00 931000		40.16	0	0	45.76	47.13	1.37	47.13
50E931 2210 2120 00 931000	IMPV OF INST EMPLOYER PAID IMRF	0	179.52	0	0	0.00	0.00	0.00

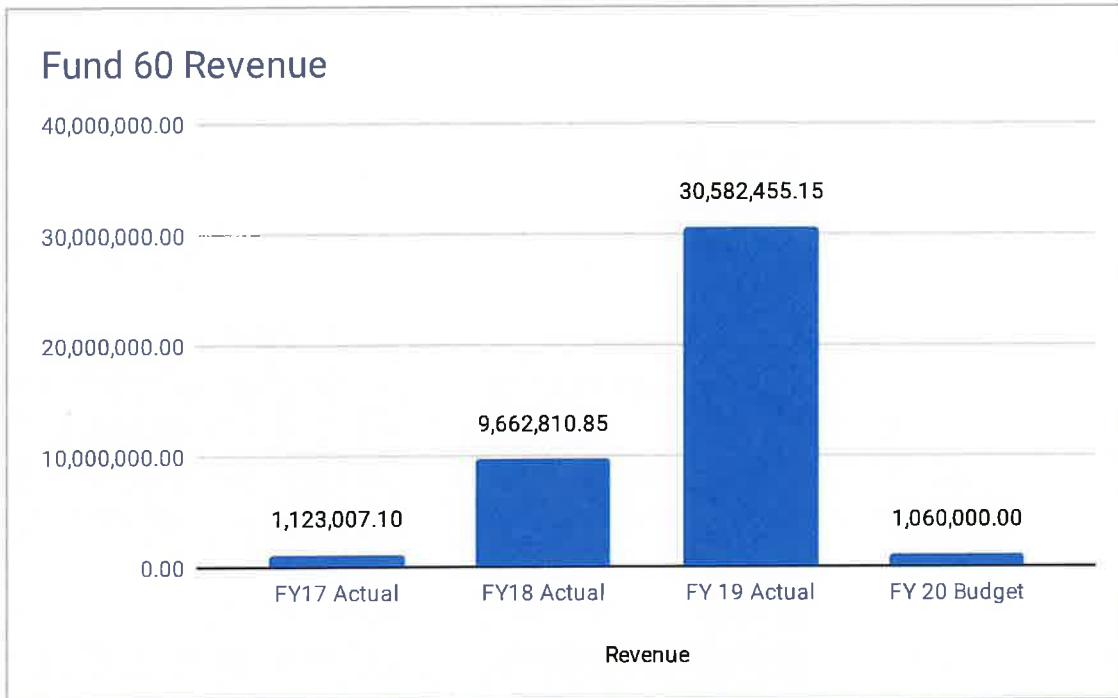
51E041 1600 2145 00 000000	53.38	70.63	0	0	63.93	65.85	1.92	3.00%	65.85	#DIV/0!
51E041 1601 2130 00 010000	504.35	228.55	0	0	0	0.00	0.00	#DIV/0!	0.00	#DIV/0!
51E041 1601 2145 00 010000	214.54	62.61	0	0	0	0.00	0.00	#DIV/0!	0.00	#DIV/0!
51E041 1602 2130 00 020000	0	156.68	0	0	0	0.00	0.00	#DIV/0!	0.00	#DIV/0!
51E041 1602 2145 00 020000	28.11	36.64	0	0	0	0.00	0.00	#DIV/0!	0.00	#DIV/0!
51E041 1603 2145 00 030000	8.41	12.02	0	0	0	0.00	0.00	#DIV/0!	0.00	#DIV/0!
51E041 1604 2130 00 040000	86.43	171.77	0	0	120.24	123.85	3.61	3.00%	123.85	#DIV/0!
51E041 1604 2145 00 040000	20.21	40.17	0	0	28.12	28.96	0.84	3.00%	28.96	#DIV/0!
51E041 1605 2145 00 050000	14.53	0	0	0	25.51	26.28	0.77	3.00%	26.28	#DIV/0!
51E041 1606 2130 00 060000	8.02	0	0	0	0	0.00	0.00	#DIV/0!	0.00	#DIV/0!
51E041 1606 2145 00 060000	1.87	3.84	0	0	2.2	2.27	0.07	3.00%	2.27	#DIV/0!
51E041 1607 2130 00 070000	44.62	68.21	0	0	49.5	50.99	1.49	3.00%	50.99	#DIV/0!
51E041 1607 2145 00 070000	99.85	54.28	0	0	38.75	39.91	1.16	3.00%	39.91	#DIV/0!
51E041 1608 2130 00 080000	0	14.43	0	0	0	0.00	0.00	#DIV/0!	0.00	#DIV/0!
51E041 1608 2145 00 080000	3.68	6.69	0	0	0	0.00	0.00	#DIV/0!	0.00	#DIV/0!
51E041 1610 2145 00 100000	16.9	26.13	0	0	19.87	20.47	0.60	3.00%	20.47	#DIV/0!
51E041 1611 2145 00 110000	13.13	27.04	0	0	19.47	20.05	0.58	3.00%	20.05	#DIV/0!
51E041 1612 2130 00 120000	74.09	70.19	0	0	111.29	114.63	3.34	3.00%	114.63	#DIV/0!
51E041 1612 2145 00 120000	38.11	53.03	0	0	58.13	59.87	1.74	3.00%	59.87	#DIV/0!
51E041 1613 2130 00 130000	82.45	20.61	0	0	20.61	21.23	0.62	3.00%	21.23	#DIV/0!
51E041 1613 2145 00 130000	26.04	4.82	0	0	4.82	4.96	0.14	3.00%	4.96	#DIV/0!
51E041 1615 2145 00 150000	39.14	28.07	0	0	38.94	40.11	1.17	3.00%	40.11	#DIV/0!
51E041 1615 2145 00 150000	9.16	6.56	0	0	9.1	9.37	0.27	3.00%	9.37	#DIV/0!
51E041 1616 2130 00 160000	24.4	32.71	0	0	24	24.72	0.72	3.00%	24.72	#DIV/0!
51E041 1616 2145 00 160000	58.74	69.73	0	0	41.43	42.67	1.24	3.00%	42.67	#DIV/0!
51E041 1618 2145 00 180000	7.99	7.77	0	0	11.77	12.12	0.35	3.00%	12.12	#DIV/0!
51E041 1619 2130 00 190000	2.29	0	0	0	0	0.00	0.00	#DIV/0!	0.00	#DIV/0!
51E041 1619 2145 00 190000	0.54	0	0	0	3.02	3.11	0.09	3.00%	3.11	#DIV/0!
51E041 1620 2145 00 200000	0	0	0	0	5.44	5.60	0.16	3.00%	5.60	#DIV/0!
51E045 1800 2130 00 000000	5,967.43	6,681.80	6,980.00	7,162.05	7,376.91	214.86	3,00%	396.91	5.69%	5.69%
51E045 1800 2145 00 000000	6,107.96	6,407.67	7,763.00	7,488.96	7,713.63	224.67	3,00%	-49.37	-0.64%	-0.64%
51E050 2110 2145 00 000000	2,275.06	2,365.42	3,000.00	2,078.16	2,140.50	62.34	3,00%	-859.50	-28.65%	-28.65%
51E051 2120 2130 00 000000	1,806.27	1,877.46	1,998.00	1,934.48	1,992.51	58.03	3,00%	-5.49	-0.27%	-0.27%
51E051 2120 2145 00 000000	7,510.58	7,877.22	8,003.00	7,633.38	7,862.38	229.00	3,00%	-140.62	-1.76%	-1.76%
51E052 2130 2130 00 000000	3,865.93	3,957.31	4,339.00	4,188.18	4,313.83	125.65	3,00%	-25.17	-0.58%	-0.58%
51E052 2130 2145 00 000000	1,682.75	1,745.78	1,908.00	1,810.14	1,864.44	54.30	3,00%	-43.56	-2.28%	-2.28%
51E053 2140 2145 00 000000	1,214.82	1,580.59	1,914.00	1,744.94	1,797.29	52.35	3,00%	-116.71	-6.10%	-6.10%
51E054 1130 2130 00 000000	1.63	0	0	313.4	322.80	9.40	3,00%	322.80	#DIV/0!	#DIV/0!
51E054 2150 2145 00 000000	1,636.58	1,765.91	1,988.00	1,906.41	1,963.60	57.19	3,00%	-24.40	-1.23%	-1.23%
51E055 1130 2145 00 000000	753	790.93	691	688.64	709.30	20.66	3,00%	18.30	2.65%	2.65%
51E061 2220 2130 00 000000	3,440.99	3,458.19	3,623.00	3,630.50	3,739.42	108.92	3,00%	116.42	3.21%	3.21%
51E061 2220 2145 00 000000	2,565.03	2,666.26	2,860.00	2,797.09	2,881.00	83.91	3,00%	21.00	0.73%	0.73%
51E062 1300 2130 00 000000	363.73	315.96	0	323.49	333.19	9.70	3,00%	333.19	#DIV/0!	#DIV/0!
51E062 1300 2145 00 000000	89.85	77.08	1,577.00	79.11	81.48	2.37	3,00%	-1,495.52	-94.83%	-94.83%
51E062 2210 2145 00 000000	1,425.38	1,469.52	0	1,515.66	1,561.07	45.47	3,00%	1,561.07	#DIV/0!	#DIV/0!
51E062 2230 2145 00 000000	172.34	181.42	0	215.06	221.51	6.45	3,00%	221.51	#DIV/0!	#DIV/0!
51E064 2230 2145 00 000000	36.9	0	0	0	0.00	0.00	0.00	0.00	0.00	#DIV/0!
51E069 1130 2130 00 000000	19,689.03	19,146.04	15,478.00	17,248.02	17,765.46	517.44	3,00%	2,287.46	14.78%	14.78%

51E069	1130	2145	00	000000	6,963.91	7,015.73	5,717.00	6,628.31	6,827.16	198.85	3.00%	1,110.16	19.42%
51E069	2110	2145	00	000000	2,342.81	2,524.49	2,671.00	2,560.35	2,637.16	76.81	3.00%	-33.84	-1.27%
51E069	2410	2145	00	000000	1,520.81	1,566.59	1,731.00	1,664.78	1,714.72	49.94	3.00%	-16.28	-0.94%
51E070	2410	2130	00	000000	19,943.82	19,487.62	19,417.00	19,122.42	19,696.09	573.67	3.00%	279.09	1.44%
51E070	2410	2145	00	000000	8,114.35	8,118.17	7,570.00	8,103.42	8,346.52	243.10	3.00%	776.52	10.26%
51E071	2320	2145	00	000000	4,255.67	4,301.93	4,499.00	4,437.00	4,570.11	133.11	3.00%	71.11	1.58%
51E071	2320	2145	00	000000	3,948.76	4,238.78	3,910.00	4,396.41	4,528.30	131.89	3.00%	618.30	15.81%
51E072	2330	2130	00	000000	11,339.27	4,000.54	3,284.00	3,032.76	3,123.74	90.98	3.00%	-160.26	-4.88%
51E072	2330	2145	00	000000	2,651.83	2,462.21	2,430.00	2,317.68	2,387.21	69.53	3.00%	-42.79	-1.76%
51E073	2633	2145	00	000000	2,540.15	2,623.08	2,800.00	3,862.23	3,978.12	115.87	3.00%	1,178.10	42.07%
51E073	2633	2145	00	000000	594.05	613.45	986	903.32	930.42	27.10	3.00%	-55.58	-5.64%
51E075	2310	2130	00	000000	0	0	0	155.04	159.69	4.65	3.00%	159.69	
51E075	2310	2145	00	000000	0	0	0	36.21	37.30	1.09	3.00%	37.30	
51E080	2510	2130	00	000000	7,410.12	153.97	4,216.00	0	0.00	0.00	0.00	-4,216.00	-100.00%
51E080	2510	2145	00	000000	1,765.34	1,710.49	1,734.00	1,731.35	1,783.29	51.94	3.00%	49.29	2.84%
51E083	2511	2145	00	000000	91.35	7.33	0	16.92	17.43	0.51	3.00%	17.43	
51E085	2520	2130	00	000000	13,852.20	13,449.22	14,659.00	13,925.74	14,343.51	417.77	3.00%	-315.49	-2.15%
51E085	2520	2145	00	000000	3,239.84	3,145.39	5,164.00	3,256.85	3,354.56	97.71	3.00%	-1,809.44	-35.04%
51E090	2660	2130	00	000000	12,945.80	13,075.06	14,057.00	13,435.05	13,838.10	403.05	3.00%	-218.90	-1.56%
51E090	2660	2145	00	000000	3,027.77	3,057.79	3,288.00	3,142.11	3,226.37	94.26	3.00%	-51.63	-1.57%
51E100	1500	2130	00	000000	14,310.76	13,795.59	3,295.00	14,824.93	15,269.68	444.75	3.00%	11,974.68	363.42%
51E100	1500	2145	00	000000	8,123.93	7,992.66	2,394.00	8,288.77	8,537.43	248.66	3.00%	6,143.43	256.62%
51E104	1500	2130	00	000000	2,210.38	1,613.94	3,295.00	1,533.92	1,579.94	46.02	3.00%	-1,715.06	-52.05%
51E104	1500	2145	00	000000	2,516.16	2,485.44	0	2,669.28	2,749.36	80.08	3.00%	2,749.36	
51E104	1505	2130	00	000000	8.45	0	0	0	0.00	0.00	0.00	0.00	
51E104	1505	2145	00	000000	34.24	21.01	0	30.79	31.71	0.92	3.00%	31.71	
51E902	1300	2130	00	902000	-166.75	244.6	0	0	0.00	0.00	0.00	0.00	
51E902	1300	2145	00	902000	-40.31	54.34	0	0	0.00	0.00	0.00	0.00	
51E902	2110	2130	00	902000	-14.63	-3.34	0	0	0.00	0.00	0.00	0.00	
51E902	2110	2145	00	902000	-3.54	-0.79	0	0	0.00	0.00	0.00	0.00	
51E902	2120	2130	00	902000	8.44	94.76	0	0	0.00	0.00	0.00	0.00	
51E902	2120	2145	00	902000	-3.78	18.17	0	0	0.00	0.00	0.00	0.00	
51E902	2210	2130	00	902000	-11.4	-0.05	0	0	0.00	0.00	0.00	0.00	
51E902	2210	2145	00	902000	-2.66	0	0	0	0.00	0.00	0.00	0.00	
51E902	2540	2130	00	902000	12.85	0	0	0	0.00	0.00	0.00	0.00	
51E902	2540	2145	00	902000	2.68	0	0	0	0.00	0.00	0.00	0.00	
51E904	1800	2130	00	904000	0	0	0	12.23	12.60	0.37	3.00%	12.60	
51E904	1800	2145	00	904000	0	0	0	2.81	2.96	0.09	3.00%	2.96	
51E904	2210	2145	00	904000	0	0	0	2.81	2.89	0.08	3.00%	2.89	
51E904	2210	2130	00	904000	0	0	0	9.02	9.29	0.27	3.00%	9.29	
51E904	2230	2130	00	904000	36.83	12.93	0	12.72	13.10	0.38	3.00%	13.10	
51E904	2300	2130	00	904000	179.2	185.71	0	36.04	37.12	1.08	3.00%	37.12	
51E904	2300	2145	00	904000	70.04	71.16	0	36.15	37.23	1.08	3.00%	37.23	
51E904	3000	2145	00	904000	139.84	139.82	0	15.13	15.58	0.45	3.00%	15.58	
51E904	3000	2145	00	904000	32.64	32.73	0	6.14	6.32	0.18	3.00%	6.32	
51E906	2210	2145	00	906000	65.91	42.84	0	74.63	76.87	2.24	3.00%	76.87	
51E908	1130	2145	00	908000	48.53	53.82	0	105.61	108.78	3.17	3.00%	108.78	
51E908	1133	2145	00	908000	150.46	150.34	0	141.38	145.62	4.24	3.00%	145.62	

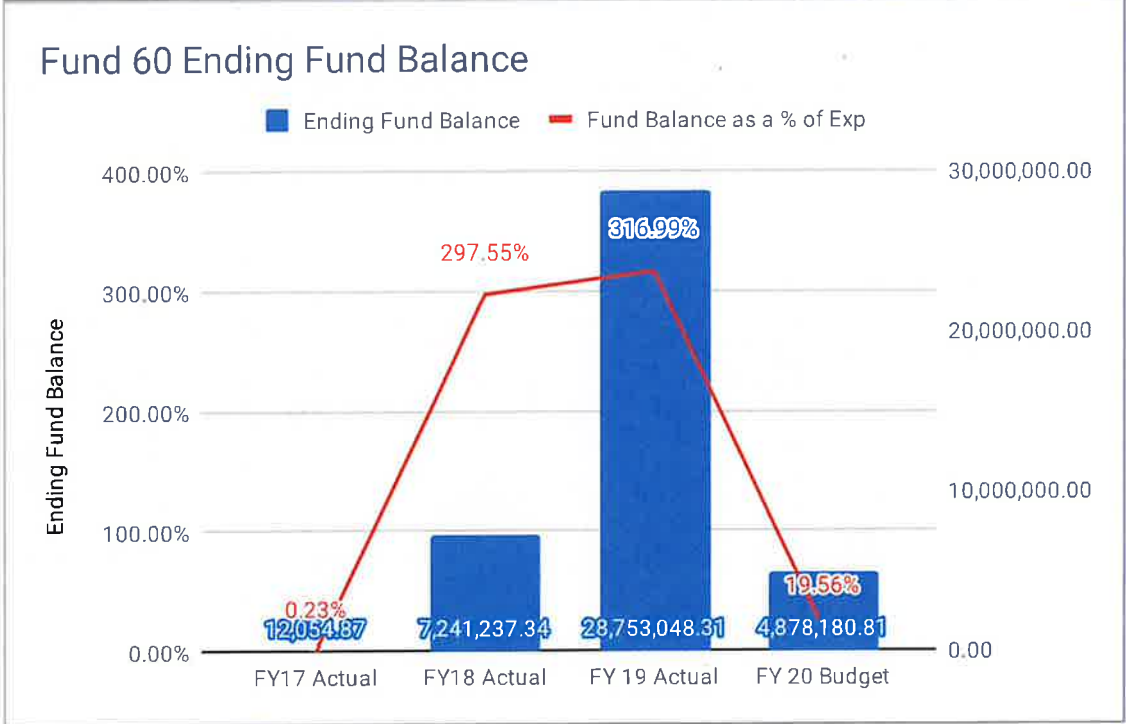
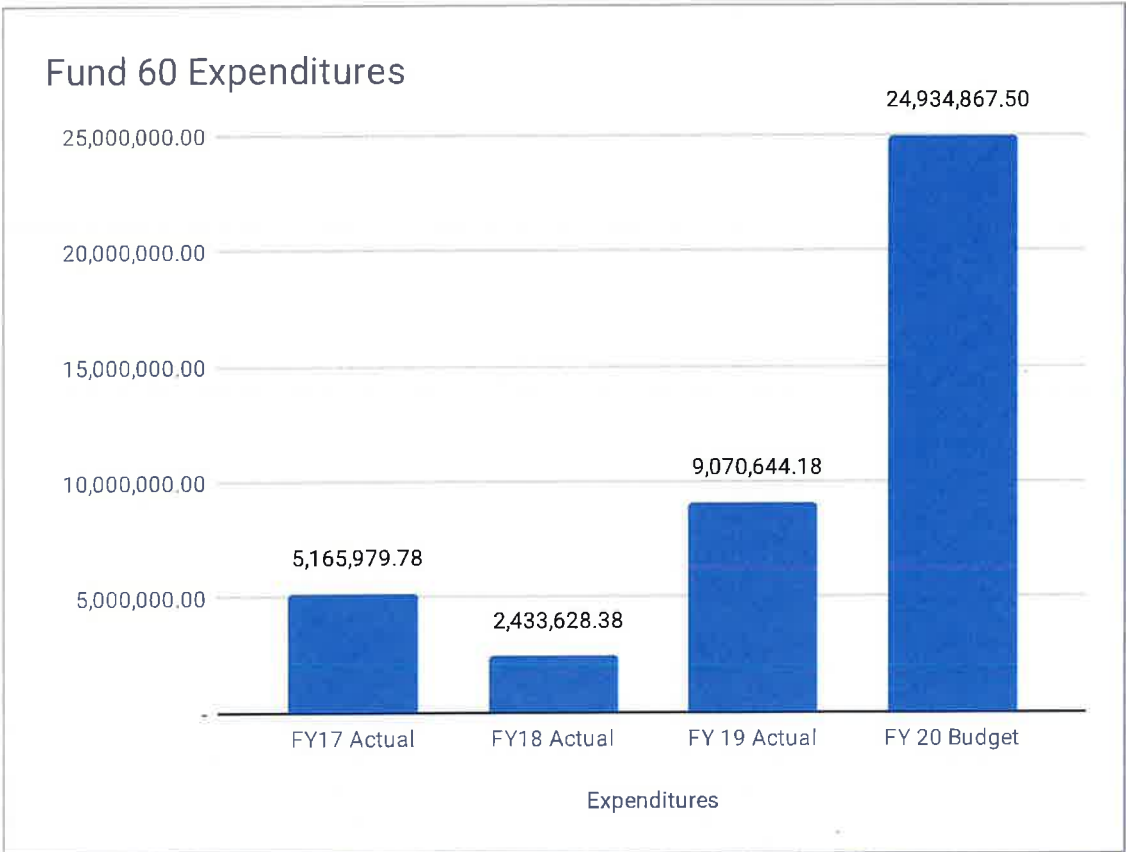
51E908 2400 2145 00 908000		27.66	0	0	0	14.07	14.49	0.42	3.00%	14.49	#DIV/0!
51E929 2110 2145 00 929000		551.7	641.5	707	0	726.44	748.23	21.79	3.00%	41.23	5.83%
51E930 1220 2130 00 930000		0	0	0	0	83.47	85.97	2.50	3.00%	85.97	#DIV/0!
51E930 1220 2145 00 930000		0	0	0	0	59.15	60.92	1.77	3.00%	60.92	#DIV/0!
51E930 2210 2145 00 930000		429.39	129.64	0	0	54.57	56.21	1.64	3.00%	56.21	#DIV/0!
51E930 2210 2145 00 930000		596.64	352.48	0	0	288.03	296.67	8.64	3.00%	296.67	#DIV/0!
51E931 1220 2130 00 931000		18.7	0	0	0	26.75	27.55	0.80	3.00%	27.55	#DIV/0!
51E931 1220 2145 00 931000		4.38	0	0	0	6.26	6.45	0.19	3.00%	6.45	#DIV/0!
51E931 2210 2130 00 931000		0	84.31	0	0	0	0.00	0.00	#DIV/0!	0.00	#DIV/0!
51E931 2210 2145 00 931000		38.42	65.62	0	0	0	0.00	0.00	#DIV/0!	0.00	#DIV/0!
51E931 2220 2145 00 931000		0	0	0	0	10.69	11.01	0.32	3.00%	11.01	#DIV/0!
51E932 2210 2145 00 932000		7.4	0	0	0	211.11	217.44	6.33	3.00%	217.44	#DIV/0!
51E932 2640 2145 00 932000		242.99	192.65	0	0	24.06	24.78	0.72	3.00%	24.78	#DIV/0!
51E944 1300 2130 00 944000	INST EMPLOYER PAID FICA	-118.92	10.03	0	0	0	0.00	0.00	#DIV/0!	0.00	#DIV/0!
51E944 1300 2145 00 944000	INST EMPLOYER PAID MEDICARE	-31.11	2.09	0	0	0	0.00	0.00	#DIV/0!	0.00	#DIV/0!
51E944 2110 2130 00 944000	ATTN EMPLOYER PAID FICA	-66.82	0	0	0	0	0.00	0.00	#DIV/0!	0.00	#DIV/0!
51E944 2110 2145 00 944000	ATTN EMPLOYER PAID MEDICARE	-16.18	0	0	0	0	0.00	0.00	#DIV/0!	0.00	#DIV/0!
51E944 2120 2130 00 944000	GUID EMPLOYER PAID FICA	199.02	0	0	0	0	0.00	0.00	#DIV/0!	0.00	#DIV/0!
51E944 2120 2145 00 944000	GUID EMPLOYER PAID MEDICARE	39.77	0	0	0	0	0.00	0.00	#DIV/0!	0.00	#DIV/0!
51E944 2540 2130 00 944000		-0.48	0	0	0	0	0.00	0.00	#DIV/0!	0.00	#DIV/0!
51E944 2540 2145 00 944000		-0.11	0	0	0	0	0.00	0.00	#DIV/0!	0.00	#DIV/0!
51E950 1800 2130 00 950000		184.43	300.11	0	0	584.44	601.97	17.53	3.00%	601.97	#DIV/0!
51E950 1800 2145 00 950000		60.73	82.25	0	0	225.97	232.75	6.78	3.00%	232.75	#DIV/0!
51E950 2210 2145 00 950000		2.5	18.09	0	0	22.96	23.65	0.69	3.00%	23.65	#DIV/0!
51E950 2230 2130 00 950000		0	0	0	0	23.85	24.57	0.72	3.00%	24.57	#DIV/0!
51E950 2230 2145 00 950000		0	0	0	0	5.58	5.75	0.17	3.00%	5.75	#DIV/0!
	Total Expenses	942,541.81	940,389.34	953,169.00	0	868,702.33	901,254.45	32,552.12	3.75%	-51,914.55	-5.45%

**Community High School District 94
Fiscal Year 2020 Tentative Budget
Capital Projects Fund**

Revenue	FY17 Actual	FY18 Actual	FY 19 Actual	FY 20 Budget
Local	1,123,007.10	9,662,810.85	30,582,455.15	1,060,000.00
	1,123,007.10	9,662,810.85	30,582,455.15	1,060,000.00
Expenses	FY17 Actual	FY18 Actual	FY 19 Actual	FY 20 Budget
Capital Outlay	5,165,979.78	2,433,628.38	9,070,644.18	24,934,867.50
	5,165,979.78	2,433,628.38	9,070,644.18	24,934,867.50
Beginning Fund Balance	FY17 Actual	FY18 Actual	FY 19 Actual	FY 20 Budget
Net	4,055,027.55	12,054.87	7,241,237.34	28,753,048.31
	(4,042,972.68)	7,229,182.47	21,511,810.97	(23,874,867.50)
Ending Fund Balance	12,054.87	7,241,237.34	28,753,048.31	4,878,180.81
Fund Balance as a % of Exp	0.23%	297.55%	316.99%	19.56%



**Community High School District 94
Fiscal Year 2020 Tentative Budget
Capital Projects Fund**



Community High School District 94
Fiscal Year 2020 Tentative Budget
Capital Projects Fund Revenue

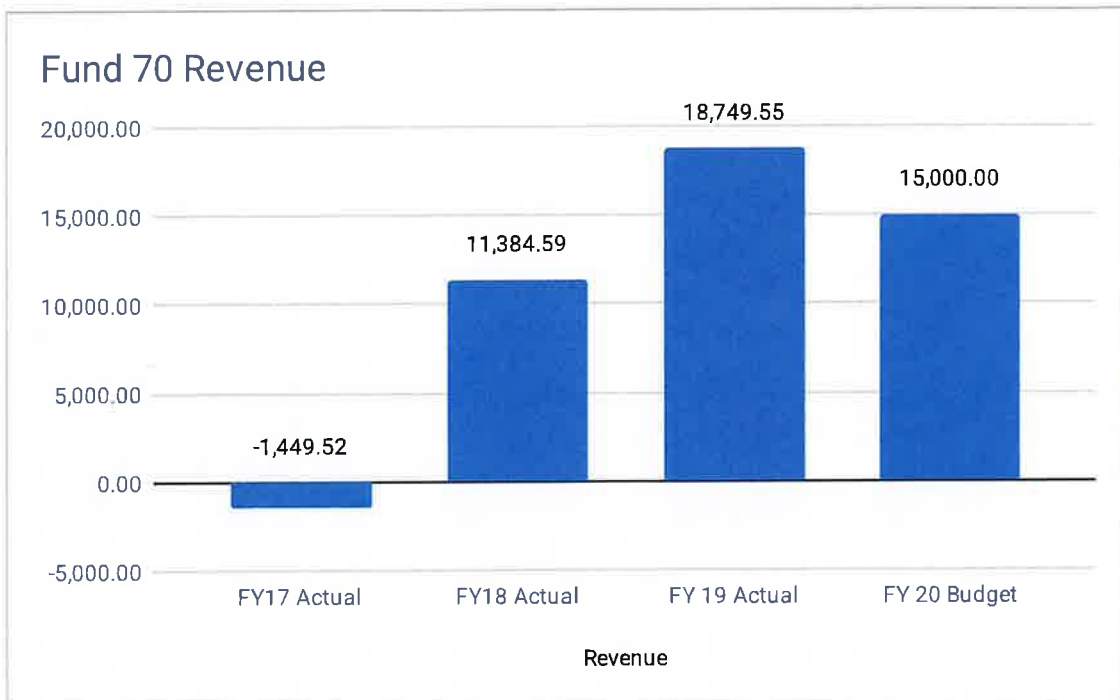
Account Number	Account Description	2016-17	2017-18	2018-19	2018-19	FY19-20	Against Actual Activity	Against PY budget
		FY Actual	FY Actual	Budget	FY Actual	Tentative Budget		
60R000 1500 0000 00 000000	EVIDENCED BASED FUNDING (EBF)	0	0	0	0	500,000.00	0.00	0.00
60R000 3001 0000 00 000000	PRINCIPAL BONDS SOLD SER 2017	0	9,293,574.07	0	0	0.00	0.00	0.00
60R000 7210 0000 17 000000	PRINCIPAL BONDS SOLD SER 2018	0	0	29,000,000.00	29,964,723.05	-29,964,723.05	(2,475.93)	-29,000,000.00
62R000 1510 0000 00 000000	CI MILK INT INTEREST ON INVEST	3,388.41	15.15	0	24.66	-	(24.66)	-
63R000 1510 0000 17 000000	INTEREST 2017 MAA	0	94,221.26	0	37,475.93	35,000.00	(2,475.93)	35,000.00
63R000 1510 0000 18 000000	CAP IMPRVMT INTREST 2018 MAA	0	0	0	551,155.00	500,000.00	(51,155.00)	500,000.00
65R000 1230 0000 00 000000	CORP PERSONAL PROPERTY TAX	295,700.20	247,427.14	0	0	-	-	-
65R000 1930 0000 00 000000	CI IMPACT FEES	27,937.49	27,573.23	3,000.00	29,076.51	25,000.00	(4,076.51)	22,000.00
65R000 7801 0000 00 000000	INTERFUND TRANSFER (R) - ORM	795,981.00	0	0	0	-	0	0
	Total Revenue	1,123,007.10	9,662,810.85	29,003,000.00	30,582,455.15	1,060,000.00	-30,022,455.15	-28,443,000.00
							-98.17%	-98.07%

**Community High School District 94
Fiscal Year 2020 Tentative Budget
Capital Projects Fund Expense**

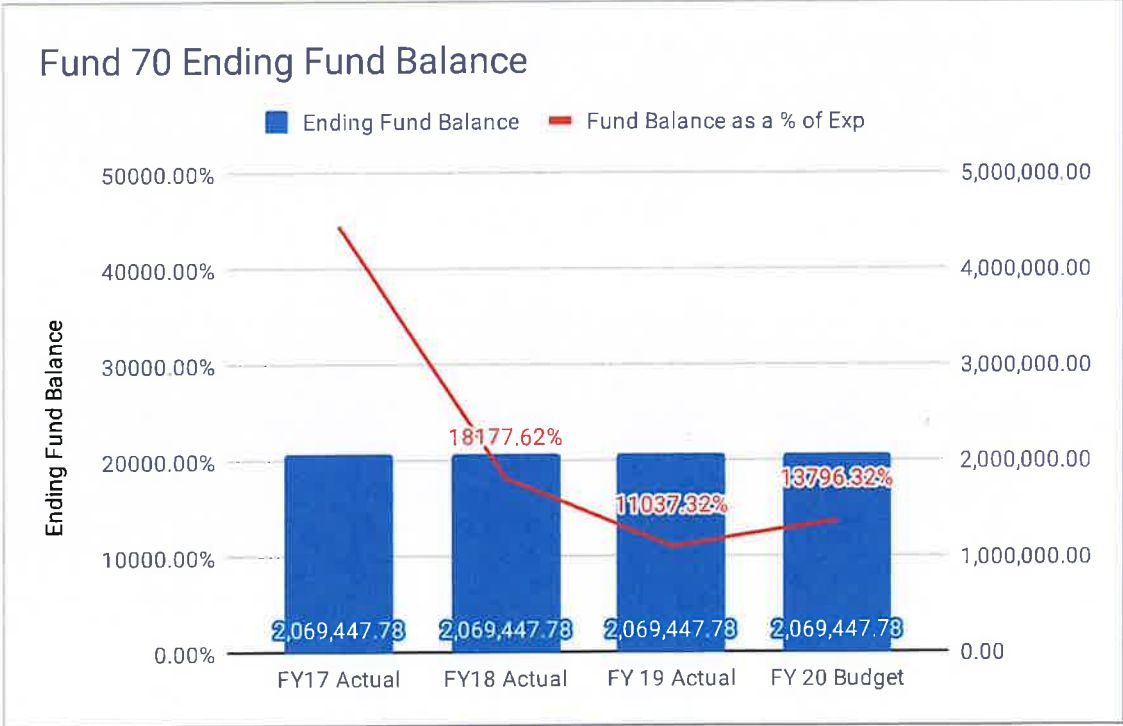
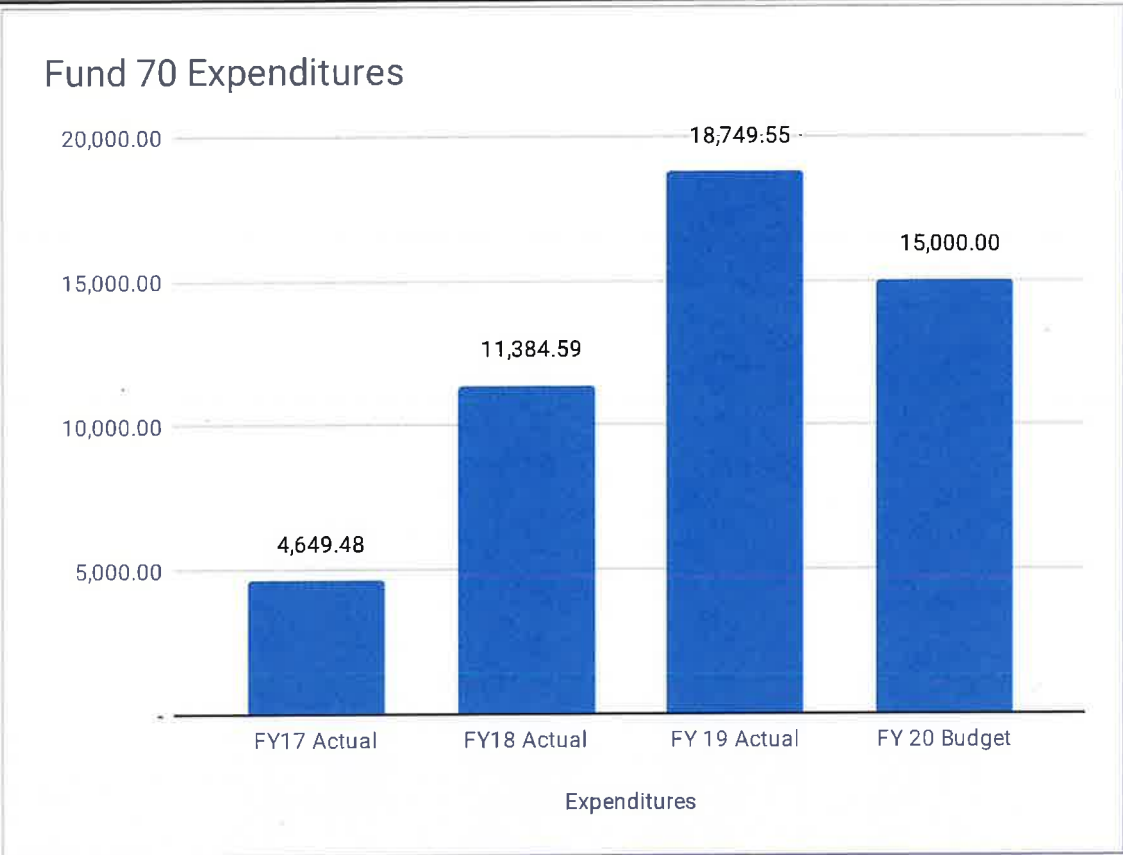
Account Number	Account Description	2016-17	2017-18	2018-19	2018-19	FY19-20	Against Actual	Activity	Against PY Budget	
		FY Actual	FY Actual	Budget	FY Actual	Tentative Budget	Actual		Actual	
60E000 2530 1115 00 000000	CAP IMPRV DIR BLDG OPERATIONS	0	46,602.00	70,000.00	104,936.69	107,665.04	2,728.35	2.60%	37,665.04	53.81%
60E000 2530 2210 00 000000		0	84.51	0	181.91	187.37	5.46	3.00%	187.37	#DIV/0!
60E000 2530 2220 00 000000		0	5,968.96	0	-3,708.23	-3,819.48	-111.25	3.00%	-3,819.48	#DIV/0!
60E000 2530 2230 00 000000		0	66.89	0	144	148.32	4.32	3.00%	148.32	#DIV/0!
60E000 2530 2240 00 000000		0	369.58	0	793.44	817.24	23.80	3.00%	817.24	#DIV/0!
60E000 2530 3190 17 000000	CAP IMPRV MNT BOND ISSUE 2017	0	78,950.00	0	0		0.00	#DIV/0!	0.00	#DIV/0!
60E000 2530 3190 18 000000	CAP IMPRV MNT BOND ISSUE 2018	0	0	0	164,950.00		-164,950.00	-100.00%	0.00	#DIV/0!
60E000 2530 5001 00 000000	CAP 2018 RENOVATIONS PROJECT	0	1,700,017.48	12,500,000.00	5,847,719.66	24,829,869.00	18,982,149.34	324.61%	12,329,869.00	98.64%
60E000 2530 5002 00 000000	CAP 2018 GYM BLEACHER PROJECT	0	21,656.06	500,000.00	265,510.00		-265,510.00	-100.00%	-500,000.00	-100.00%
60E000 2530 5003 00 000000	CAP 2018 TENNIS COURT RECONSTR	0	49,098.76	200,000.00	5,611.00		-5,611.00	-100.00%	-200,000.00	-100.00%
60E000 2530 5010 00 000000	CAP 2019-20 ADDITION/REMODELING	0	515,364.97	0	2,684,505.71		-2,684,505.71	-100.00%	0.00	#DIV/0!
61E000 2530 6249 00 000000	CI HILK INVESTMENT FEES	0	4,599.17	0	0		0	#DIV/0!	0	#DIV/0!
65E000 2540 5217 00 000000	CI POOL RENOVATIONS	140,057.76	0	0	0		0	#DIV/0!	0	#DIV/0!
65E000 2540 5221 00 000000	CI 2015 FACILITY RENOVATIONS	19,237.18	0	0	0		0	#DIV/0!	0	#DIV/0!
65E000 2540 5222 00 000000	CI CAFETERIA RENOVATION	120,454.61	0	0	0		0	#DIV/0!	0	#DIV/0!
65E000 2540 5223 00 000000	CI SCIENCE ROOM RENOVATIONS	4,886,230.23	10,850.00	0	0		0	#DIV/0!	0	#DIV/0!
	Total Expenses	5,165,979.78	2,433,628.38	13,270,000.00	9,070,644.18	24,934,867.50	15,864,223.32	174.90%	11,664,867.50	87.80%

**Community High School District 94
Fiscal Year 2020 Tentative Budget
Working Cash Fund**

Revenue	FY17 Actual	FY18 Actual	FY 19 Actual	FY 20 Budget
Local	-1,449.52	11,384.59	18,749.55	15,000.00
	-1,449.52	11,384.59	18,749.55	15,000.00
Expenses	FY17 Actual	FY18 Actual	FY 19 Actual	FY 20 Budget
Transfer of Interest	4,649.48	11,384.59	18,749.55	15,000.00
	4,649.48	11,384.59	18,749.55	15,000.00
Beginning Fund Balance	FY17 Actual	FY18 Actual	FY 19 Actual	FY 20 Budget
Net	2,075,546.78	2,069,447.78	2,069,447.78	2,069,447.78
	(6,099.00)	0.00	0.00	0.00
Ending Fund Balance	2,069,447.78	2,069,447.78	2,069,447.78	2,069,447.78
Fund Balance as a % of Exp	44509.23%	18177.62%	11037.32%	13796.32%



**Community High School District 94
Fiscal Year 2020 Tentative Budget
Working Cash Fund**



**Community High School District 94
Fiscal Year 2020 Tentative Budget
Working Cash Fund Revenue**

Account Number	Account Description	2016-17	2017-18	2018-19	2018-19	FY19-20	Against Actual Activity	Against PY budget
		FY Actual	FY Actual	Budget	FY Actual	Tentative Budget		
70R000 1510 0000 00 000000	Interest	-1,449.52	11,384.59	12,000.00	18,749.55	15,000.00	(3,749.55)	3,000.00
	Revenue Totals	-1,449.52	11,384.59	12,000.00	18,749.55	15,000.00	(3,749.55)	3,000.00
							-20.00%	25.00%

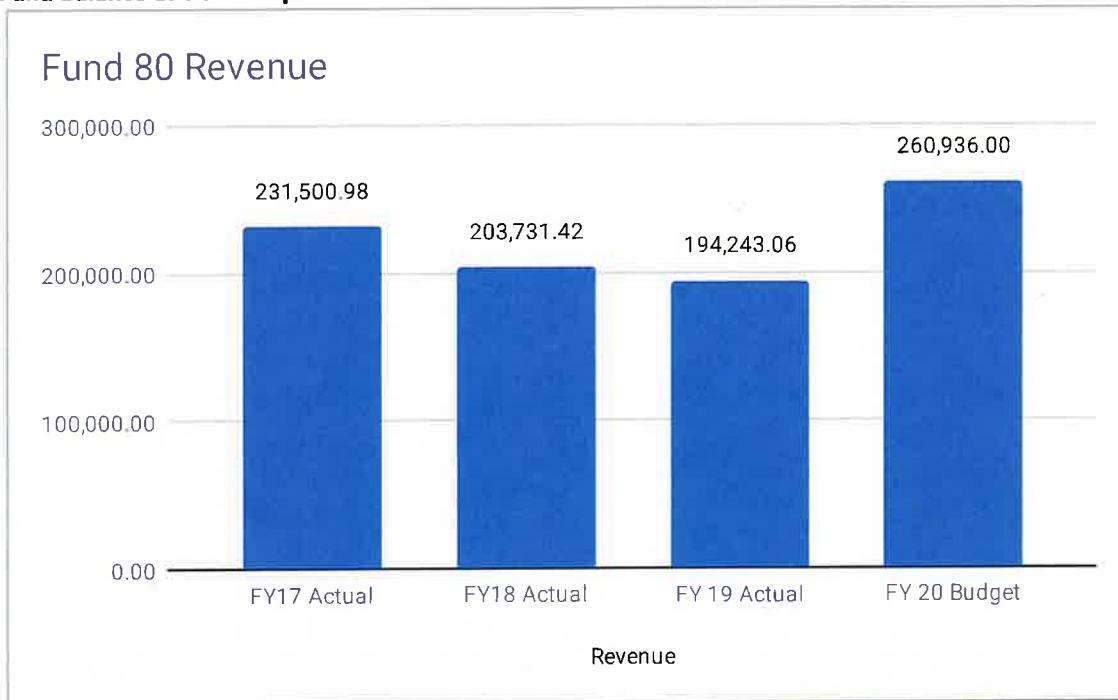
Community High School District 94
Fiscal Year 2020 Tentative Budget
Working Cash Fund Expense

Account Number	Account Description	2016-17	2017-18	2018-19	2018-19	FY19-20		
		FY Actual	FY Actual	Budget	FY Actual	Tentative Budget	Against Actual Activity	Against PY budget
70E000 8120 0000 00 000000	PERMANENT TRANSFER OF INTEREST	4,649.48	11,384.59	12,000.00	18,749.55	15,000.00	(3,749.55)	3,000.00
	Total Expense	4,649.48	11,384.59	12,000.00	18,749.55	15,000.00	(3,749.55)	3,000.00
							-20.00%	25.00%

Note:
Per state regulation, board approval to transfer interest from Working Cash Fund to Education Fund

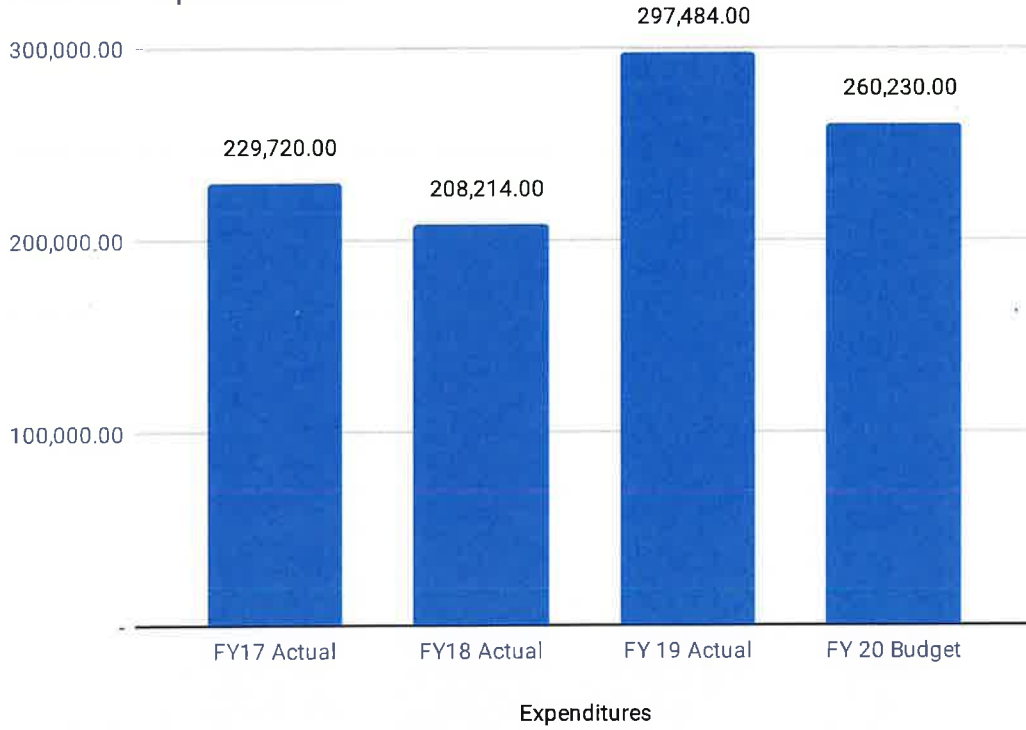
**Community High School District 94
Fiscal Year 2020 Tentative Budget
Tort Immunity Fund**

Revenue	FY17 Actual	FY18 Actual	FY 19 Actual	FY 20 Budget
Local	231,500.98	203,731.42	194,243.06	260,936.00
	<u>231,500.98</u>	<u>203,731.42</u>	<u>194,243.06</u>	<u>260,936.00</u>
Expenses	FY17 Actual	FY18 Actual	FY 19 Actual	FY 20 Budget
Tort Expense	229,720.00	208,214.00	297,484.00	260,230.00
	<u>229,720.00</u>	<u>208,214.00</u>	<u>297,484.00</u>	<u>260,230.00</u>
	FY17 Actual	FY18 Actual	FY 19 Actual	FY 20 Budget
Beginning Fund Balance	316,779.50	318,560.48	314,077.90	210,836.96
Net	<u>1,780.98</u>	<u>(4,482.58)</u>	<u>(103,240.94)</u>	<u>706.00</u>
Ending Fund Balance	318,560.48	314,077.90	210,836.96	211,542.96
Fund Balance as a % of Exp	138.67%	150.84%	70.87%	81.29%

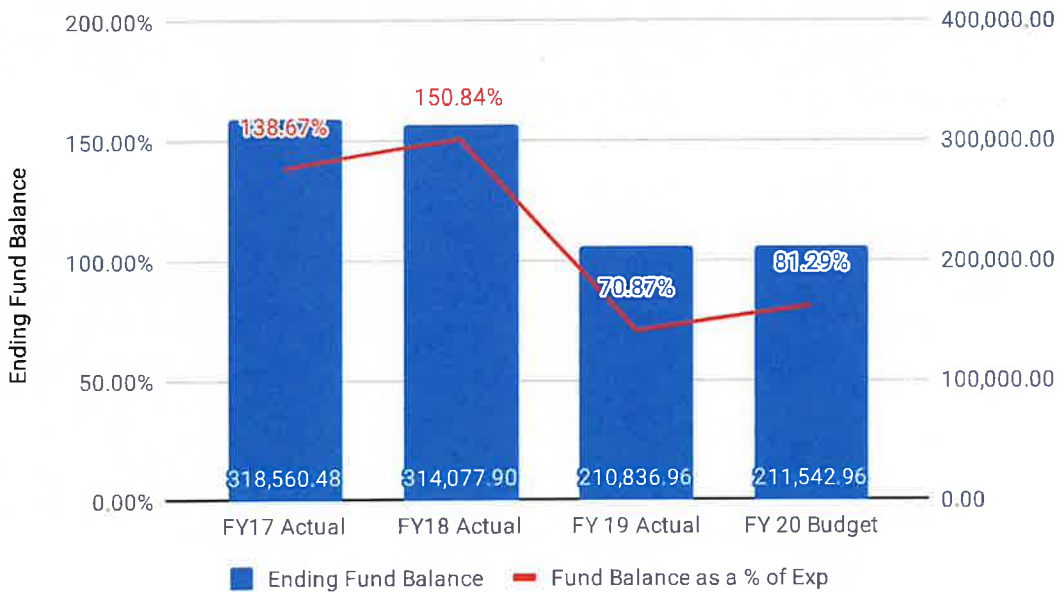


**Community High School District 94
Fiscal Year 2020 Tentative Budget
Tort Immunity Fund**

Fund 80 Expenditures



Fund 80 Ending Fund Balance



Community High School District 94
Fiscal Year 2020 Tentative Budget
Tort Immunity Fund Revenue

Account Number	Account Description	2016-17	2017-18	2018-19	2018-19	FY19-20	Against Actual Activity	Against PY budget
		FY Activity	FY Activity	Revised Budget	FY Activity	Tentative Budget		
80R000 1121 0000 00 000000	TORT CURRENT YEAR LEVY ADV	79,526.86	84,585.72	163,223.00	82,538.36	84,609.00	2,070.64	(78,614.00)
80R000 1122 0000 00 000000	TORT 1ST PRIOR YEAR LEVY CUR	102,527.65	77,491.57	80,000.00	77,680.51	83,827.00	6,146.49	3,827.00
80R000 1123 0000 00 000000	TORT OTHER PR YRS LEVY BACK	4.27	31.44	0	4.58	-	-4.58	0
80R000 1210 0000 00 000000	TORT MOBILE HOME PRIVILEGE	14.44	16.23	0	17.01	-	(17.01)	-
80R000 1230 0000 00 000000	TORTCORP PERSNL PROP TAX	49,289.96	41,237.86	0	32,444.10	91,000.00	58,555.90	91,000.00
80R000 1510 0000 00 000000	TORT INTEREST ON INVESTMENTS	137.8	368.6	450	1,558.50	1,500.00	(58.50)	1,050.00
	Total Revenue	231,500.98	203,731.42	243,673.00	194,243.06	260,936.00	66,692.94	17,263.00
							34.33%	7.08%

Note:
 CPPRT increased to have balanced budget

Community High School District 94
Fiscal Year 2020 Tentative Budget
Tort Immunity Fund Expense

Account Number	Account Description	2016-17	2017-18	2018-19	2018-19	FY19-20	2018-19	FY19-20	Against Actual Activity	Against PY budget	
		FY Activity	FY Activity	Revised Budget	FY Activity	Tentative Budget	FY Activity	Tentative Budget	Against Actual Activity	Against PY budget	
80E000 2362 3801 00 000000	TORT WORKERS COMPENSATION	83,393.00	80,450.00	95,000.00	111,056.00	122,145.00	11,089.00	11,089.00	9.99%	27,145.00	28.57%
80E000 2363 3806 00 000000	TORT UNEMPLOYMENT INSURANCE	2,730.00	11,109.00	10,000.00	3,957.00	5,000.00	1,043.00	1,043.00	26.36%	(5,000.00)	-50.00%
80E000 2364 3805 00 000000	TORT TREASURER BOND PAYMENT	6,650.00	18,400.00	27,000.00	23,140.00	10,000.00	(13,140.00)	(13,140.00)	-56.78%	(17,000.00)	-62.96%
80E000 2364 3807 00 000000	TORT LIABILITY INS GENERAL	135,625.00	96,933.00	100,000.00	158,009.00	121,763.00	(36,246.00)	(36,246.00)	-22.94%	21,763.00	21.76%
80E000 2364 3808 00 000000	TORT LIABILITY INS STUDENT	1,322.00	1,322.00	1,325.00	1,322.00	1,322.00	-	-	0.00%	(3.00)	-0.23%
	Total Expenses	229,720.00	208,214.00	233,325.00	297,484.00	260,230.00	(37,254.00)	(37,254.00)	-12.52%	26,905.00	11.53%

**BOARD OF EDUCATION MEETING
COMMUNITY HIGH SCHOOL DISTRICT 94
July 16, 2019, 7:00 PM
DISTRICT ADMINISTRATIVE CENTER
157 W. Washington Street
West Chicago, IL 60185**

OPENING ACTIVITIES

1. Call to Order at 7:00 p.m.
2. Dr. Moses Cheng led the Board and meeting attendees in the Pledge of Allegiance.
3. Ms. Lynn Casey-Maher read the Mission Statement:
“Community High School strives to promote and provide growth experiences in Learning, Leadership and Living.”
4. Roll Call – Present were: Ms. Yackey, Mr. Brown, Ms. Casey-Maher, Mr. Klapatch, Mr. Nagel, Mr. Saake and Ms. Scanlan
Absent – None
Also in attendance: Dr. Cheng, Dr. Dwyer, Ms. Moore, Mr. Oberg and Ms. Glunt
5. Additions to the agenda:
None

PUBLIC PARTICIPATION:

There was no public participation.

ADMINISTRATIVE REPORTS AND INFORMATION:

1. Superintendent’s Report:
Dr. Cheng reported the following:
 - There had been two FOIA requests
 - The District received six donations during the 2018-19 school year.
 - Dr. Cheng welcomed Dr. Will Dwyer, Principal and Mr. Dan Oberg, Director of Business Services to District 94.
 - Dr. Cheng is currently focusing on acclimating five administrators to their new positions. These administrators are:
 - Will Dwyer, Principal
 - Leslie Springer, Director of Special Education
 - Dan Oberg, Director of Business Services
 - Len Egan, Director of Student Services
 - Dave Pater, Director of Athletics
 - Keely Hanley Anshel, Division Head of Counseling, will begin when school starts
 - Dr. Cheng has met with the following people:
 - Tammy Pressley – Director of Community, Government and Public Affairs at Northwestern Medicine/Central DuPage Hospital
 - Brian Caputo – President of College of DuPage
 - Omar Espinosa – Vice President/Branch Manager at Republic Bank
 - Darlene Ruscitti
 - Victoria Tabbert – IASA Regional Superintendent mentor
 - Will be attending a Rotary meeting
 - Will meet with Emily Jacobs – Winfield Trustee

- A Communications Committee meeting will be arranged soon
- He will be attending several meetings and conferences regarding budgeting and collective bargaining. He will also be attending a new superintendent's conference in Springfield July 31 through August 1.
- New Teacher Orientation will be held August 7 and 8. A Rotary sponsored luncheon will be held on August 8.
- Teacher Institute days will be August 9 and 12.
- Students' first day of school will be August 13.
- He has been in contact with Dee Molinare to begin the process of developing the agenda for the Board Retreat August 29.
- Weekly updates will resume once school begins
- The Educational Foundation is hosting a fundraiser at the ARC.

2. Director of Human Resources Report:

Ms. Moore reported the following:

- Seven new certified staff have been hired for the upcoming school year and have been paired with mentors.
- Hiring paraprofessionals for the 2019-20 school year is proving to be a challenge due to the economy and businesses offering very competitive wages.

6. Committee and Representative Reports:

Human Resources Committee Approval of Minutes:

Ms. Moore reviewed the Human Resources Committee minutes.

MOTION: That the Human Resources Committee approve the minutes of the meeting of July 8, 2019.

MOTION: Ms. Scanlan

SECOND: Mr. Brown

DISCUSSION: Several Board members and administrators discussed the possibility of moving the Personnel Report from New Business to Consent Agenda as a way of simplifying the agenda. It was clarified that the Human Resources Committee agreed to proceed with a proposal to the Board of Education regarding hiring a teacher for In School Suspension at a future date. There was a consensus among the Board that this would be a beneficial position for students.

VOTE: Unanimous Approval on Roll Call Vote 5 – 0

4. Future Dates:

- a. Regular Board of Education Meeting – August 20, 2019
- b. Board Retreat – August 29, 2019
- c. Regular Board of Education Meeting – September 17, 2019

5. Open Comment – Board Members:

Mr. Saake stated the Educational Foundation does great work for the school; it would be good for Board members to attend the Educational Foundation Dueling Pianos fundraiser in August. He also reported he had attended the Regional Office of Education's School Emergency Operations meeting June 27. A county-wide framework is being developed for responding to emergencies in schools.

9. **Future Issues:**

There were no future issues.

CONSENT AGENDA (Roll Call)

Action items considered routine and/or which have been previously discussed by the Board will be enacted under one roll call motion unless removed for separate action upon Board request. They are enumerated under the heading "Recommended Action".

1. Items Removed from Consent Agenda for Separate Action:

None

2. Consent Agenda Action for All Items Except those Listed in 1. Above.

MOTION: That the Board approve all items on the Consent Agenda which have not been specifically removed for separate action as shown on line 1. immediately above.

MOTION: Mr. Saake

SECOND: Ms. Casey-Maher

VOTE: Unanimous Approval on Roll Call Vote 7 - 0

CONSENT AGENDA ITEMS:

1. **Approval of Minutes**

a. Regular Board of Education Meeting – June 18, 2019

MOTION: That the Board of Education approve the minutes of the June 18, 2019 Board of Education meeting.

2. **Acceptance of Minutes**

a. Human Resource Committee Meeting – July 8, 2019

MOTION: That the Board of Education accept the minutes of the July 8, 2019 Human Resource Committee meeting.

3. **Approval of Financials**

- a. Approve Current Expenditures
- b. Imprest Fund Statement
- c. Treasurer's Report
- d. Statement of Position/Financial Report
- e. Statement of Revenue/Expenditures YTD Ending June 30, 2019
- f. 3-Year Budget/Actual Report
- g. Grant Reports
- h. Petty Cash Fund Report
- i. Student Activity Account Fund Balance
- j. New Vendors Monthly Report
- k. Quarterly Financial Reports
- l. Referendum Revenue & Expenditure Report
- m. Board Expenses

MOTION: That the Board of Education approve the expenditures from June 14, 2019 to June 30 and July 10, 2019 and accept the financial reports.

4. **Suspension/Expulsion Hearing Officer**

Annually, the Board appoints hearing officers to hear disciplinary cases involving students in Districts 33 and 94. Each District provides a hearing officer for the other when one is needed.

MOTION: That the Board of Education appoint the Principal of Currier School at District 33, currently Mr. Mark Truckenbrod, to serve as suspension/expulsion hearing officer for District 94 for the 2019-2020 school year; authorize the Assistant Principal for Administrative Services at District 94, currently Mr. Peter Martino, to perform the same function for District 33; and authorize the use of designated legal counsel or substitute hearing officer in the event Mr. Truckenbrod is unavailable.

CONSENT AGENDA APPROVAL

OLD BUSINESS:

There was no old business.

NEW BUSINESS:

1. Personnel Report:

The Personnel Report consisted of:

- The separation of employment of Audrey Drane, Custodian/Building Operations, effective July 9, 2019
- The leave of absence of Olga Trofimova, Program Assistant/Student Services effective August 9 through December 20, 2019

The employment of the following Coaching/Activity Sponsors:

- Jack Rustman, Assistant Boys Track & Field Coach, effective January 20, 2020
- David Williams, Assistant Boys Basketball Coach, effective November 11, 2019
- David Williams, Assistant Football Coach, effective August 12, 2019

The separation of employment of the following Coaching/Activity Sponsors:

- Kelly Loftus, Head Boys Swimming Coach, effective June 17, 2019

Vacation carry-over for the following administrators with multi-year contracts:

- Moses Cheng, Principal, 5.75 days to carry over
- Peter Martino, Assistant Principal of Administrative Services, 9.50 days to carry over
- Cheryl Moore, Director of Human Resources, 8.25 days to carry over

MOTION: That the Board of Education approve the Personnel Report

MOTION: Mr. Saake

SECOND: Ms. Casey-Maher

VOTE: Unanimous Approval on Roll Call Vote 7 - 0

2. Separation of Employment- (Roll Call)

MOTION: That the Board of Education approve the resignation of Audrey Drane, Custodian/Building Operations Division, effective July 9, 2019.

MOTION: Ms. Scanlan

SECOND: Mr. Saake

VOTE: Unanimous Approval on Roll Call Vote 7 - 0

3. Board Travel - (Roll Call)

MOTION: That the Board of Education approve the travel of Board Members to the Triple I Conference, the National School Board Association Conference and DuPage Division Dinner meetings in accordance with Board Policy 2:125.

MOTION: Mr. Saake

SECOND: Ms. Casey-Maher

DISCUSSION: It was noted that Policy 2:125 outlines guidelines for expenses incurred through Board travel.

VOTE: Unanimous Approval on Roll Call Vote 7 – 0

4. **2019-2020 School Calendar – (Roll Call)**

The Board of Education approved a tentative 2019-2020 school calendar at the March 19, 2019 Board meeting. Since that time, Public Act 101-0012, effective July 1, 2019 reinstates the requirement that a school day consist of a minimum of five hours of instructional time, and the calendar approval module has been opened. District 94’s amended calendar has been approved by the ROI Administrator. This calendar reinstates the previous Parent/Teacher Conference schedule which has the first day of conferences as a full day of student attendance followed by 3 hours of conferences in the evening and the second day with no student attendance and 3 hours of Parent/Teacher Conferences from 8:00 a.m. to 11:00 a.m.

MOTION: That the Board of Education adopt the 2019-2020 School Calendar.

MOTION: Ms. Scanlan

SECOND: Ms. Casey-Maher

DISCUSSION: It was noted that the public will be notified of the change to the calendar.

VOTE: Unanimous Approval on Roll Call Vote 7 - 0

5. **GoGuardian - (Roll Call)**

GoGuardian is a computer/Chromebook management software that actively filters web pages and allows teachers to monitor computer/Chromebook usage during classroom activities. The school has been using GoGuardian since the start of the District’s one-to-one program.

MOTION: That the Board of Education approve the renewal subscription of GoGuardian for a cost of \$11,550.00

MOTION: Ms. Casey-Maher

SECOND: Mr. Saake

VOTE: Unanimous Approval on Roll Call Vote 7 - 0

6. **Approval of Certified Staff Evaluation Plan - (Roll Call)**

The Certified Staff Evaluation Committee is recommending changes to the evaluation forms which will align them with the 2013 Danielson Framework for Teaching. In addition, the Evaluation Committee is recommending the overall rating for an “Unsatisfactory” Professional Practice and a “Proficient” Student Growth rating change from “Needs Improvement” to “Unsatisfactory”. The Teachers’ Association (WCHSTA) has approved these recommended changes.

MOTION: That the Board of Education approve the recommended changes to the Certified Staff Evaluation Plan

MOTION: Mr. Saake

SECOND: Ms. Casey-Maher

VOTE: Unanimous Approval on Roll Call Vote 7 - 0

7. **Request for Two New Assistant Swim Coach Positions – 1 Girls, 1 Boys - (Roll Call)**

The swim program has grown significantly over the past three (3) years and is expected to grow again for 19/20. With 60+ girls and 35-40 boys on each team, there is need to add an assistant coach to both programs. At present, there is only one head coach for each program. The estimated financial impact for two assistant coaches is approximately \$3,000 per year since the cost is shared by the other schools participating in the co-op.

MOTION: That the Board of Education approve the addition of an assistant coach to both the Girls and Boys Swim programs.

MOTION: Ms. Casey-Maher

SECOND: Ms. Scanlan

VOTE: Unanimous Approval on Roll Call Vote 7 - 0

8. **Amendments to the DuPage/West Cook Regional Special Education Association Intergovernmental Agreement - (Roll Call)**

SASED is a member district of the DuPage/West Cook Regional Association (DWC) which provides "Low Incidence" special education programs and services for Deaf/Hard of Hearing and Visually Impaired/Blind students in our school. The DWC Board recently made changes to their Articles of Agreement. The 92 members in the DWC's catchment area need to take action at their individual Boards of Education to ratify these changes.

MOTION: That the Board of Education ratify the changes to the DuPage/West Cook Regional Association of Articles of Agreement.

MOTION: Ms. Casey-Maher

SECOND: Mr. Saake

VOTE: Unanimous Approval on Roll Call Vote 7 - 0

EXECUTIVE SESSION:

MOTION: That the Board of Education hold a Closed Session at 7:33 p.m. for the purpose of discussing collective negotiating matter.

MOTION: Mr. Saake

SECOND: Ms. Scanlan

VOTE: Unanimous Approval on Roll Call Vote 7 - 0

RETURN TO OPEN SESSION:

The Board of Education returned to Open Session at 9:13 p.m.

ADJOURNMENT

MOTION: That the Board of Education meeting be adjourned at 9:13 p.m.

MOTION: Mr. Brown

SECOND: Ms. Scanlan

VOTE: Unanimous Approval on Voice Vote 7 - 0

ATTEST:

Renee Yackey, President

Lynn Casey-Maher, Secretary

**SPECIAL BOARD OF EDUCATION MEETING
COMMUNITY HIGH SCHOOL DISTRICT 94
August 14, 2019, 6:00 PM
DISTRICT ADMINISTRATIVE CENTER
157 W. Washington Street
West Chicago, IL 60185**

OPENING ACTIVITIES

1. Call to Order at 6:00 p.m.
2. Gary Saake led the Board and meeting attendees in the Pledge of Allegiance.
3. Lynn Casey-Maher read the Mission Statement:
“Community High School strives to promote and provide growth experiences in Learning, Leadership and Living.”
4. Roll Call – Present were: Ms. Yackey, Ms. Casey-Maher, Mr. Klapatch, Mr. Nagel and Mr. Saake
Absent – Mr. Brown and Ms. Scanlan
Also in attendance: Dr. Cheng and Ms. Glunt

PUBLIC PARTICIPATION:

There was no public participation.

NEW BUSINESS:

1. **Date for Public Hearing on Proposed 2019-2020 Budget**

MOTION: That the Board of Education approve setting a date of September 17, 2019 at 7:00 p.m. for a public hearing on the proposed 2019-2020 budget. The hearing will be held at the District Administrative Center at 157 West Washington Street in West Chicago, IL.

MOTION: Mr. Saake

SECOND: Ms. Casey-Maher

VOTE: Unanimous Approval on Roll Call Vote 5 – 0

EXECUTIVE SESSION:

There was no Executive Session.

ADJOURNMENT

MOTION: That the Board of Education meeting be adjourned at 6:02 p.m.

MOTION: Mr. Saake

SECOND: Mr. Klapatch

VOTE: Unanimous Approval on Voice Vote 5 – 0

ATTEST:

Renee Yackey, President

Lynn Casey-Maher, Secretary

Check Number	Vendor Name	Check Date	Invoice Description	Invoice Amount	Check Amount
1632142	Alexian Bros Corporat	08/20/2019	JUNE 2019 BOARD REQUIRED PHYSICALS	45.00	341.00
			JULY 2019 BOARD REQUIRED PHYSICALS	296.00	
1632143	ALL-DISPOSAL & RECYCL	08/20/2019	6/24/19-8/3/19 DUMPSTERS	2,190.00	2,190.00
1632144	Amalgamated Bank Of C	08/20/2019	8/1/18-7/31/19 ADMINISTRATIVE FEE; TRUST #1856832008; SERIES 2018	475.00	475.00
1632145	Amazon.Com	08/20/2019	Misc Instructional Supplies - Center Program DRAMA SUPPLIES MISC DRAMA SUPPLIES Reading Curriculum Supplies DRAMA SUPPLIES DRAMA SUPPLIES MISC DRAMA SUPPLIES MISC CLASSROOM SUPPLIES; GRANT DRAMA SUPPLIES Memory upgrades for Optiplex 3040 Misc	13.99 58.94 6.48 221.75 2.53 76.26 78.40 1,212.23 7.95 2,868.75 17.88	4,567.61

Check Number	Vendor Name	Check Date	Invoice Description	Invoice Amount	Check Amount
			Instructional Supplies - Center Program		
			MISC DRAMA SUPPLIES	2.45	
1632146	Apple Inc	08/20/2019	Replacement computers for music midi lab and video production classes.	16,928.89	16,928.89
1632147	Aqua Pure Enterprises	08/20/2019	POOL SUPPLIES	843.08	843.08
1632148	AT&T INTERNET SERVICE	08/20/2019	7/10/19-8/9/19 INTERNET SVC	311.33	311.33
1632149	Baker Tilly Virchow K	08/20/2019	2019 AUDIT PROGRESS BILLING	8,000.00	8,000.00
1632150	BANNERVILLE USA INC	08/20/2019	Athletic Program Recognition Banners Bishop Gym Artwork Stadium Banners and Flags Wildcat Logo Mural State Boards for Bishop Gym	6,540.00 5,500.00 4,500.00 3,175.00 835.00	20,550.00
1632151	Blacktop Boss	08/20/2019	PATCH REPAIR AND GRADING	1,570.00	1,570.00
1632152	Blue Whale Sewer & Dr	08/20/2019	PLUMBING REPAIR SERVICES PLUMBING REPAIR SERVICES	1,100.00 700.00	1,800.00

Check Number	Vendor Name	Check Date	Invoice Description	Invoice Amount	Check Amount
1632153	Bono, Tracy	08/20/2019	Student Transportation for July	261.60	261.60
1632154	Vendor Continued Void	08/20/2019			0.00
1632155	BSN SPORTS	08/20/2019	Girls Basketballs Footballs Boys and Girls Golf Uniforms Soccer Goals IHSA Student Qualifier Supplies Girls Track Uniforms and Warm Ups Media Package Replacement of batting cage netting Boys and Girls Golf jackets Girls XC Warm Ups Replacement of Broken, Rusted, Bent, and Inoperable Hurdles 2019 SUMMER CAMP DANCE APPAREL Tennis Balls Football Goal Post Pads Baseballs	2,609.55 3,029.70 2,968.15 9,350.00 1,732.49 7,683.75 673.65 999.98 2,022.69 1,987.10 8,671.68 2,709.53 1,412.08 1,104.00 932.08	60,966.66

Check Number	Vendor Name	Check Date	Invoice Description	Invoice Amount	Check Amount
			Goal Post Flags	64.95	
			Softballs	932.07	
			Scorebooks	240.85	
			Booster Apparel	4,316.12	
			Purchase		
			SUMMER 2019 GIRLS	793.12	
			VOLLEYBALL SUMMER		
			CAMP T-SHIRTS		
			SUMMER 2019 DANCE	212.50	
			CAMP SUPPLIES		
			Wildcat Apparel	2,061.69	
			Team Backpacks	1,288.15	
			Football Coaches	3,170.78	
			Apparel		
1632156	Carol Stream Lawn & P	08/20/2019	LANDSCAPING	25.92	25.92
			SUPPLIES		
1632157	Cdwg	08/20/2019	Multifunction	451.99	451.99
			printer to		
			replace Brother		
			MFC Printer at		
			Entrance H.		
1632158	Cengage Learning Inc	08/20/2019	Textbook purchase	2,767.50	2,767.50
			for Accounting		
1632159	CENTRAL RESTAURANT PR	08/20/2019	Concession stand	535.50	535.50
			replacement door		
			(old door		
			vandalized)		
1632160	CHG Alternative Educa	08/20/2019	JUNE 2019	1,449.12	4,166.22
			TUITION; 1		
			STUDENT; ACCT		
			#1319533		
			JULY 2019	2,717.10	
			TUITION; 1		

Check Number	Vendor Name	Check Date	Invoice Description	Invoice Amount	Check Amount
1632161	City Of West Chicago	08/20/2019	STUDENT 2019/2020 POLICE LIAISON; PYMT #1	134,200.00	134,200.00
1632162	City Of West Chicago	08/20/2019	5/4/19-7/4/19 WATER; SOUTH END 5/4/19-7/4/19 WATER; NORTH END 5/4/19-7/4/19 WATER; GEORGE ST 5/4/19-7/4/19 WATER; PIONEER SCHOOL	5,810.18 4,080.01 126.21 46.00	10,062.40
1632163	Clare Woods Academy	08/20/2019	ESY JUNE/JULY 2019 TUITION; 1 STUDENT	8,022.63	8,022.63
1632164	Comed	08/20/2019	6/13/19-7/15/19 ELECTRICITY; KERR-MCGEE 6/13/19-7/15/19 ELECTRIC; DIST OFFICE	9.12 623.29	632.41
1632165	Constellation Newener	08/20/2019	JUNE 2019 NATURAL GAS	9,390.53	9,390.53
1632166	Constellation New Ene	08/20/2019	6/14/19-7/16/19 ELECTRIC; ACCT #808458-0	42,858.24	42,858.24
1632167	CORE ACADEMY	08/20/2019	JULY 2019 TUITION; 1 STUDENT JULY 2019 LIFESKILLS TUITION; 1 STUDENT	5,250.60 6,435.60	14,412.98

Check Number	Vendor Name	Check Date	Invoice Description	Invoice Amount	Check Amount
			SUMMER/AUGUST 2019 LIFE SKILLS TUITION; 1 STUDENT	1,501.64	
			SUMMER/AUGUST 2019 TUITION; 1 STUDENT	1,225.14	
1632168	CPC Inc	08/20/2019	AUGUST 2019 FACILITY TREE SW	175.00	175.00
1632169	Custom Solutions	08/20/2019	ASSISTIVE TECHNOLOGY EVALUATION; GRANT STUDENT	1,928.97	2,484.46
			EVALUATION MTG AND MILEAGE	555.49	
1632170	David George Woodwork	08/20/2019	VOLLEYBALL SLEEVES REPLACEMENT	950.00	950.00
1632171	Decker Equipment	08/20/2019	CUSTODIAL SUPPLIES	131.77	131.77
1632172	Dell Marketing Lp	08/20/2019	Sonicwall Comprehensive Gateway Security yearly renewal Replacement server for 7 year old powerschool server	2,232.67	8,141.46
				5,908.79	
1632173	DLA Architects, Ltd.	08/20/2019	JULY 2019 SVCS; 2019 ADDITION & REMODELING PROJECT	28,080.00	28,080.00
1632174	Edgenuity Inc	08/20/2019	2019-2020 CREDIT	15,661.67	15,661.67

Check Number	Vendor Name	Check Date	Invoice Description	Invoice Amount	Check Amount
1632175	Egan, Len	08/20/2019	RECOVERY PROGRAM; GRANT AIRFARE REIMB FOR AVID NATIONAL CONFERENCE; 2 staff; 12/12/19-12/14/19; DALLAS, TX The ASCA National Model, fourth edition Member price - LEgan Reimbursement for Professional Development conf: Recognizing and Assisting Homeless Students: What Administrators Need to Know	463.92 307.56 195.00	966.48
1632176	Fitzgerald, Mark	08/20/2019	REIMB FOR 2019 GIRLS BASKETBALL CAMP REFRESHMENTS GIRLS BASKETBALL SUMMER CAMP 2019 REVENUE; DONATE TO AWCCHS STUDENT ACTVITY ACCOUNT	76.18 973.82	1,050.00
1632177	Flolo Corporation	08/20/2019	ELECTRIC MOTOR BOILER & VENT SERVICES ELECTRIC MOTOR	373.88 445.86 102.26	922.00

Check Number	Vendor Name	Check Date	Invoice Description	Invoice Amount	Check Amount
1632178	Fox Tech Transition P	08/20/2019	REPAIR SUPPLY JULY 2019 TUITION; 1 STUDENT SUMMER/AUGUST 2019 TUITION; 1 STUDENT	5,491.50 1,281.35	6,772.85
1632179	Franczek Radelet PC	08/20/2019	TITLE IX FUNDAMENTALS & INVESTIGATION TECHNIQUES; 8/15/19	350.00	350.00
1632180	Gale	08/20/2019	Gale Database Renewal	9,900.00	9,900.00
1632181	Gimpert, Sean	08/20/2019	REIMB FOR 2019 SOFTBALL SUMMER CAMP T-SHIRTS	332.50	332.50
1632182	Glenoaks Hospital The	08/20/2019	JUNE 2019 TUITION; 1 STUDENT	2,284.20	2,284.20
1632183	GOLDSTAR LEARNING	08/20/2019	7/15/19-7/14/20 MASTERY MGR SW	12,295.71	12,295.71
1632184	Grainger	08/20/2019	POOL SUPPLIES	246.94	246.94
1632185	Harazin, Taylor	08/20/2019	2019 COACHING FOR SUMMER CAMP GIRLS BASKETBALL	240.00	240.00
1632186	Harris Bank	08/20/2019	POOL PARTS MISC MAINTENANCE SUPPLIES, PLUMBING SUPPLIES, ELECTRICAL SUPPLIES	72.90 621.53	1,500.42

Check Number	Vendor Name	Check Date	Invoice Description	Invoice Amount	Check Amount
			OFFICE SUPPLIES; CONFERENCE EXPENSES; EMPLOYEE SYMPATHY, HR; WORKING LUNCH	725.09	
			GOOGLE TRANSLATE; TECHNOLOGY SUPPLIES	80.90	
1632187	Hauser Izzo Petrarca	08/20/2019	JUNE 2019 LEGAL SVCS	3,105.00	3,105.00
1632188	Heavey, Laura A	08/20/2019	2019 SUMMER CAMP POM T-SHIRTS	245.58	245.58
1632189	Herff Jones Yearbooks	08/20/2019	2019/20 YEARBOOK DEPOSIT	8,760.00	8,760.00
1632190	Hm Receivables Co Llc	08/20/2019	"DO THE MATH" LICENSES Licenses for System 44	946.00 300.00	1,246.00
1632191	Hope School	08/20/2019	JULY 2019 TUITION & TRANSPORTATION; 1 STUDENT	8,438.64	8,438.64
1632192	Houchen Bindery Ltd	08/20/2019	Houchen, Textbook and Library Book repair	106.70	106.70
1632193	HUDL	08/20/2019	2019/20 ATHLETIC PKG	8,000.00	8,000.00
1632194	Iaase	08/20/2019	IAASE Annual Membership FY2020 for Leslie Springer and Sandy Pampuch IAASE Annual	410.00 180.00	590.00

Check Number	Vendor Name	Check Date	Invoice Description	Invoice Amount	Check Amount
1632195	Iasa Dupage Division	08/20/2019	Membership FY2020 for Leslie Springer and Sandy Pampuch 2019-2020 IASA DUPAGE DIVISION DUES	125.00	125.00
1632196	Illinois State Police	08/20/2019	JULY 2019 BOARD REQUIRED BACKGROUND CHECKS JUNE 2019 BACKGROUND CHECKS; COST CENTER #03388	141.25 252.25	393.50
1632197	Illinois Asbo	08/20/2019	EMERGING SBO SUMMIT 7/30/19; 1 STAFF	220.00	220.00
1632198	ILLINOIS CENTRAL SCHO	08/20/2019	JUNE 2019 FOOTBALL TRANSPORTATION JUNE 2019 X-COUNTRY TRANSPORTATION JULY 2019 BRIDGE FT; CANTIGNY JULY 2019 DANCE TRANSPORTATION JULY 2019 FOOTBALL TRANSPORTATION JULY 2019 CROSS-COUNTRY TRANSPORTATION	317.24 294.72 158.51 510.62 946.66 429.84	7,427.59

Check Number	Vendor Name	Check Date	Invoice Description	Invoice Amount	Check Amount
			JULY 2019 BRIDGE TRANSPORTATION	4,770.00	
1632199	Integrated Systems Co	08/20/2019	AUGUST 2019 SKYWARD SUBSCRIPTION	525.00	525.00
1632200	IPMG Employee Benefi	08/20/2019	AUGUST 2019 FLEXIBLE SPENDING	350.00	350.00
1632201	IPSD 204	08/20/2019	JUNE 2019 SHARED TRANSPORTATION; 1 STUDENT	168.08	168.08
1632202	Jensen, Chris	08/20/2019	REIMBURSEMENT FOR DRAMA SUPPLIES AND PROPS	200.94	701.14
			REIMBURSEMENT FOR CONFERENCE MILEAGE AND PARKING	500.20	
1632203	Johnson, Kayley	08/20/2019	SUMMER 2019 CHEERLEADING CAMP	800.00	800.00
1632204	Kempski, Nick	08/20/2019	AVID Conference airfare reimbursement; DALLAS; 1 STAFF	241.96	241.96
1632205	Krage's Tire Centers	08/20/2019	SECONDARY BRAKE REMOVAL; SS DRIVERS ED SECONDARY BRAKE REMOVAL; SS DRIVERS ED SECONDARY BRAKE REMOVAL; SS DRIVERS ED SECONDARY BRAKE	50.00 50.00 50.00 50.00	200.00

Check Number	Vendor Name	Check Date	Invoice Description	Invoice Amount	Check Amount
1632206	Liminex Inc	08/20/2019	REMOVAL; SS DRIVERS ED GoGuardian Teacher yearly subscription renewal	11,550.00	11,550.00
1632207	Little Friends Inc	08/20/2019	JULY 2019 SS TUITION; 1 STUDENT	2,373.96	2,373.96
1632208	Lukas, Christopher	08/20/2019	AVID CONFERENCE EXPENSES	466.73	466.73
1632209	Magnet Street	08/20/2019	Freshman/new student attendance magnets	249.74	249.74
1632210	MCGRAW-HILL ORDER SVC	08/20/2019	new United States History textbooks	24,210.26	24,210.26
1632211	McMaster Carr Supply	08/20/2019	MISC MAINTENANCE SUPPLIES	113.46	113.46
1632212	Medco Supply Company	08/20/2019	Athletic Trainer Supplies Athletic Trainer Supplies	13.01 3,068.13	3,081.14
1632213	Vendor Continued Void	08/20/2019			0.00
1632214	Menards	08/20/2019	MISC DRAMA SUPPLIES MISC MAINTENANCE SUPPLIES MISC MAINTENANCE SUPPLIES POOL REPAIR SUPPLIES MISC MAINTENANCE	20.93 299.92 68.73 9.10 120.86	1,538.21

Check Number	Vendor Name	Check Date	Invoice Description	Invoice Amount	Check Amount
			SUPPLIES		
			MISC MAINTENANCE	83.53	
			SUPPLIES		
			MISC MAINTENANCE	67.29	
			SUPPLIES		
			TRACTOR REPAIR	10.35	
			SUPPLIES		
			MISC MAINTENANCE	91.96	
			SUPPLIES		
			PLUMBING SUPPLIES	181.68	
			MISC MAINTENANCE	117.76	
			SUPPLIES		
			MISC MAINTENANCE	104.93	
			SUPPLIES		
			MISC MAINTENANCE	2.97	
			SUPPLIES		
			MISC MAINTENANCE	50.44	
			SUPPLIES		
			PLUMBING SUPPLIES	66.32	
			MISC MAINTENANCE	60.84	
			SUPPLIES		
			MULCH	69.75	
			MISC MAINTENANCE	30.15	
			SUPPLIES		
			MULCH	80.70	
1632215	MIDLAND PAPER	08/20/2019	2019-2020 PAPER SUPPLY ORDER; DELIVERIES FOR WEEKS OF 7/8/19, 10/1/19, 1/6/20, 3/9/20, 5/6/20; AS PER BID SPECIFICATIONS	6,130.40	6,871.44

Check Number	Vendor Name	Check Date	Invoice Description	Invoice Amount	Check Amount
			CARDSTOCK PAPER	741.04	
			ORDER FOR		
			2019/2020		
1632216	Murnane Paper Company	08/20/2019	LEGAL, LEDGER AND	873.70	873.70
			COLORED PAPER		
			ORDER; 2019/20		
			SCHOOL YEAR AS		
			PER BID		
			SPECIFICATIONS		
1632217	Murphy Ace Hardware 2	08/20/2019	MISC MAINTENANCE	28.63	656.37
			SUPPLIES		
			MISC MAINTENANCE	17.44	
			SUPPLIES		
			PAINT SUPPLIES	49.09	
			MISC MAINTENANCE	48.30	
			SUPPLIES		
			MISC MAINTENANCE	33.30	
			SUPPLIES		
			NISC MAINTENANCE	40.05	
			SUPPLIES		
			MISC MAINTENANCE	50.79	
			SUPPLIES		
			MISC MAINTENANCE	18.60	
			SUPPLIES		
			MISC CUSTODIAL	34.18	
			SUPPLIES		
			MISC MAINTENANCE	19.12	
			SUPPLIES		
			MISC MAINTENANCE	94.74	
			SUPPLIES		
			PLUMBING SUPPLIES	126.59	
			MISC MAINTENANCE	8.37	
			SUPPLIES		

Check Number	Vendor Name	Check Date	Invoice Description	Invoice Amount	Check Amount
			MISC MAINTENANCE SUPPLIES	3.99	
1632218	Nakivo	08/20/2019	PAINTING SUPPLIES Nakivo enterprise backup solution	83.18 504.00	504.00
1632219	New Connections Acade	08/20/2019	JULY 2019 TUITION; 1 STUDENT	2,259.52	2,259.52
1632220	Nicor Gas Bill Paymen	08/20/2019	7/5/19-8/4/19 NATURAL GAS; DISTRICT OFFICE 6/5/19-7/5/19 NATURAL GAS; DISTRICT OFFICE 7/5/19-8/4/19 NATURAL GAS; GARAGE 6/4/19-7/5/19 NATURAL GAS; GARAGE JULY 2019 TRANSPORTATION CHGS	109.18 117.94 34.37 34.44 882.47	1,178.40
1632221	Nissan Motor Acceptan	08/20/2019	DRIVERS ED CAR LEASE; ACCT #2500 8193 621	162.71	162.71
1632222	OCLC-IHLS	08/20/2019	FY2020 OCLC SERVICE FEE	206.14	206.14
1632223	Office Depot	08/20/2019	Office supplies Misc Office Supplies Misc Office Supplies	14.99 110.69 24.48	1,258.59

Check Number	Vendor Name	Check Date	Invoice Description	Invoice Amount	Check Amount
			Misc	104.76	
			Instructional Supplies		
			Curriculum	77.09	
			Instructional supplies		
			Curriculum	226.29	
			Instructional supplies		
			Instructional supplies for curriculum; self-contained classes	3.09	
			Misc	630.21	
			office/classroom supplies; World Languages keyboard	66.99	
1632224	Orr, Caroline	08/20/2019	WC JV POM	300.00	300.00
1632225	Otis Elevator Co	08/20/2019	CHOREOGRAPHY 8/1/19-7/31/20 CONTRACT SVC; CONTRACT CY65119	1,895.86	1,895.86
1632226	OverDrive Inc	08/20/2019	OverDrive, School Digital Library Annual Collection Credit -	6,000.00	6,000.00
1632227	PACTT Learning Center	08/20/2019	JUNE 2019 TUITION; 1 STUDENT	2,772.51	6,824.64
			JULY 2019 TUITION; 1	3,838.86	

Check Number	Vendor Name	Check Date	Invoice Description	Invoice Amount	Check Amount
			STUDENT SUMMER/AUGUST 2019 TUITION; 1	213.27	
1632228	Pampuch, Sandra	08/20/2019	STUDENT ISBE SPECIAL EDUCATION CONFERENCE EXPENSES 7/24/19-7/26/19	257.76	257.76
1632229	PARRY, NICK	08/20/2019	AVID CONFERENCE EXPENSES 2019-2020	192.58 1,500.00	1,692.58
1632230	PATER, DAVID	08/20/2019	Athletic Bank AWARDS VENDOR AND HEAD COACHES LUNCHEON MEETINGS	355.81	355.81
1632231	Pater, Pamela	08/20/2019	SUMMER 2019 GIRLS VOLLEYBALL CAMP SUPPLIES	11.50	11.50
1632232	Pepper Construction	08/20/2019	2019/2020 ADDITIONS/REMODELI NG; PAY REQ #8	2,214,990.60	2,214,990.60
1632233	Pitney Bowes Supplies	08/20/2019	5/30/19-8/29/19 POSTAGE METER	1,100.40	1,100.40
1632234	PITNEY BOWES INC	08/20/2019	6/1/19-8/31/19 POSTAGE METER; DISTRICT OFFICE	543.00	543.00
1632235	Plainfield South High	08/20/2019	G vol soph invite 10/19/19	250.00	250.00
1632236	Porcayo, Adrian	08/20/2019	REIMB FOR SUMMER 2019 VOLLEYBALL CAMP SUPPLIES	15.12	15.12
1632237	Professionals Associa	08/20/2019	CONSTRUCTION	1,800.00	1,800.00

Check Number	Vendor Name	Check Date	Invoice Description	Invoice Amount	Check Amount
1632238	Proven IT	08/20/2019	LAYOUT AND SURVEY WORK 7/12/19 8/31/19-9/29/19 CONTRACT CHGS; 4/30/19 CLICK CHGS; CONTRACT #7212-01	2,277.44	2,277.44
1632239	R & M Specialties	08/20/2019	2019-2020 Student Ambassador Shirts Wildcat Pride T-Shirts for Staff and Class of 2023 to wear on first day of school	1,372.50 3,932.50	5,557.50
1632240	RAM Transport Inc	08/20/2019	New Staff Teacher Shirts JUNE 2019 TRANSPORTATION; 1 STUDENT JULY 2019 TRANSPORTATION; 1 STUDENT	252.50 1,950.00 2,700.00	4,650.00
1632241	Raptor Technologies	08/20/2019	EMERGENCY MGMT SW FEE 9/1/19-8/31/19	1,285.00	1,285.00
1632242	Renaissance Learning	08/20/2019	Student software for curriculum assistance in reading and math	24,905.04	24,905.04
1632243	Revtrak Inc	08/20/2019	JULY 2019 MERCHAND FEES	12,015.03	12,015.03
1632244	Sased	08/20/2019	FY2020 BD TUITION	448,422.00	789,733.42

Check Number	Vendor Name	Check Date	Invoice Description	Invoice Amount	Check Amount
			PREBILL FY2020 DIRECTIONS	109,963.00	
			TUITION PREBILL 2019/2020 MN	80,194.00	
			PREBILL 2019/2020 TRANSITION	128,499.42	
			PREBILL FY2020 SCHOOL IMPROVEMENT BILLING	22,655.00	
1632245	Scholastic Books	08/20/2019	Classroom curriculum materials for students to meet English curriculum requirements	428.56	428.56
1632246	Scholastic Magazines	08/20/2019	Scholastic Classroom Magazines	1,264.20	1,264.20
1632247	Schomig/reimbursement	08/20/2019	AVID CONFERENCE EXPENSES	205.76	205.76
1632248	Seal Of Illinois	08/20/2019	JULY 2019 TUITION; 6 STUDENTS	15,101.46	15,101.46
1632249	SECRETARY OF STATE/SA	08/20/2019	BUS DRIVER PERMIT RENEWAL FEE; 1 staff; TZ	4.00	4.00
1632250	Self	08/20/2019	07/01/19-07/01/20 SCHOOL EMPLOYEES LOSS FUND	107,420.00	107,420.00
1632251	SEQUEL SCHOOLS LLC	08/20/2019	JULY 2019	3,059.64	3,059.64

Check Number	Vendor Name	Check Date	Invoice Description	Invoice Amount	Check Amount
			TUITION; 1 STUDENT		
1632252	Sherwin Williams	08/20/2019	PAINTING SUPPLIES	208.00	767.16
			PAINTING SUPPLIES	559.16	
1632253	Siteimprove, Inc.	08/20/2019	Website accessibility & content quality; Contract Number: 68504 Period: Jul 1, 2019 - Jun 30, 2020 Website accessibility and updates service	4,050.00	4,050.00
1632254	Skyward Account Dept	08/20/2019	7/1/19-6/30/20 ANNUAL LICENSE FEES Skyward eSign for Purchase Orders	21,761.00 200.00	21,961.00
1632255	SPARE WHEELS TRANSPOR	08/20/2019	JULY 2019 ESY TRANSPORTATION	2,000.00	2,000.00
1632256	Spark Initiative Inc	08/20/2019	Indiividualized curriculum needs for Ready program students	4,070.40	4,070.40
1632257	SPECIAL EDUCATION SYS	08/20/2019	JULY 2019 TRANSPORTATION; 1 STUDENT	1,627.80	5,881.52
			JULY 2019 TRANSPORTATION; 1 STUDENT	1,513.20	
			JULY 2019 TRANSPORTATION; 1 STUDENT	1,627.80	

Check Number	Vendor Name	Check Date	Invoice Description	Invoice Amount	Check Amount
			SUMMER/AUGUST 2019 LIFESKILLS TRANSPORTATION; 1 STUDENT	379.82	
			SUMMER/AUGUST 2019 TRANSPORTATION; 1 STUDENT	379.82	
			SUMMER/AUGUST 2019 TRANSPORTATION; 1 STUDENT	353.08	
1632258	Springer, Leslie	08/20/2019	ISBE SPECIAL EDUCATION CONFERENCE EXPENSES; 7/24/19-7/26/19	314.54	314.54
1632259	ST JUDE CHILDREN'S RE	08/20/2019	MEMORIAL DONATION; BUSINESS OFFICE	50.00	50.00
1632260	STEVE WEISS MUSIC	08/20/2019	Drum Mallets	355.95	355.95
1632261	Sunrise Transportatio	08/20/2019	JULY 2019 STUDENT TRANSPORTATION	26,210.02	26,210.02
1632262	T S Specialties	08/20/2019	TRUCK OIL CHANGE; F150 TRUCK OIL CHG; F250	46.45 42.45	88.90
1632263	Technology Management	08/20/2019	JUNE 2019 INTERNET SVCS	2,250.00	2,250.00
1632264	Texthelp	08/20/2019	ReadWrite and Equatio yearly site license	5,000.00	5,000.00
1632265	Trane	08/20/2019	TRANE -	16,214.00	16,214.00

Check Number	Vendor Name	Check Date	Invoice Description	Invoice Amount	Check Amount
			Continuation of a One Year Service Agreement for 19/20		
1632266	Tri-County Lock Inc	08/20/2019	LOCKS AND KEYS	1,680.00	1,680.00
1632267	Tri-K Inc	08/20/2019	CUSTODIAL SUPPLIES	612.30	612.30
1632268	Trowbridge, Emily R	08/20/2019	Summer school supplies	12.00	12.00
1632269	Uline	08/20/2019	MISC MAINTENANCE SUPPLIES CUSTODIAL SUPPLIES CUSTODIAL SUPPLIES Athletic Department Information Board	342.71 507.54 760.91 480.91	2,092.07
1632270	Unique Products	08/20/2019	CUSTODIAL SUPPLIES SCRUBBER REPAIR	463.35 185.00	648.35
1632271	United States Postal	08/20/2019	AUGUST 2019 PB POSTAGE	2,600.00	2,600.00
1632272	Warehouse Direct	08/20/2019	CUSTODIAL SUPPLIES	1,522.60	1,522.60
1632273	Waste Management West	08/20/2019	JULY 2019 REFUSE SVC AUGUST 2019 RECYCLING SVCS JULY 2019 REFUSE SVC; DISTRICT OFFICE	494.41 30.77 96.26	621.44
1632274	WCCHS BOOKSTORE	08/20/2019	WEGO SPIRIT	48.50	48.50

Check Number	Vendor Name	Check Date	Invoice Description	Invoice Amount	Check Amount
1632278	West Chicago Printing	08/20/2019	LOST CK #1628457 BUSINESS CARDS; DIRECTOR; SPECIAL EDUCATION	85.00	85.00
1632279	Willuweit, Lisa	08/20/2019	Opening day ice breaker supplies	37.45	37.45
1632280	Winton, Veronica	08/20/2019	Reimbursement for Summer School	45.28	45.28
1632281	WINZER CORPORATION	08/20/2019	EPOXY PATCH KIT PLUMBING SUPPLIES CUSTODIAL SUPPLIES	200.00 574.49 473.74	1,248.23
1632282	WOLFE, MARC	08/20/2019	1ST DAY SUPPLIES; FRESHMEN LUNCH	313.34	313.34
1632283	YRC Freight	08/20/2019	TENNIS COURT WINDSCREEN DELIVERY	129.35	129.35
142	Computer		Check(s) For a Total of		3,846,432.90

COMMUNITY HIGH SCHOOL DISTRICT NO. 94
 BOARD OF EDUCATION - BILL LISTING SUMMARY
 July 2019 Expenditures and August 20, 2019 Bill List

	(Taxes)Certificates Of Deposit, MM Dep. Purchased For The Month Of July-19	Net Payroll For The Month Of July-19	Operating Checks* Drawn During The Month Of July-19	Bill List Vouchers Paid In The Month Of July-19	Total	Bill List Vouchers Paid In The Month Of August-19
#10 EDUCATIONAL FUND	\$ 139,843.87	936,694.04	585,009.11	\$257,542.86	\$1,919,089.88	\$1,349,189.92
#20 OPERATIONS AND MAINTENANCE FUND	24,685.17	82,606.26	57,751.61	11,103.40	\$176,146.44	102,278.73
#30 DEBT SERVICES FUND	20,592.04				\$20,592.04	475.00
#40 TRANSPORTATION FUND	6,601.70		208.80	40,171.68	\$46,982.18	42,069.30
#50 ILLINOIS MUNICIPAL RETIREMENT FUND	3,190.55		33,517.52		\$36,708.07	
#51 SOCIAL SECURITY AND MEDICARE FUND	3,006.77		41,007.59		\$44,014.36	
#60 CAPITAL IMPROVEMENTS 2017					\$0.00	
#65 CAPITAL IMPROVEMENTS 2018			2,767,936.86	18,747.85	\$2,786,684.71	2,244,999.95
#70 WORKING CASH FUND					\$0.00	
#80 TORT FUND	1,237.66			123,085.00	\$124,322.66	107,420.00
TOTAL	\$ 199,157.76	\$1,019,300.30	\$3,485,431.49	\$450,650.79	\$5,154,540.34	\$3,846,432.90

* Payroll taxes, annuities, wage garnishments, insurance premiums, college savings plans
 TRS & IMRF pension contributions, charitable contributions, Imprest Fund & Petty Cash Fund
 reimbursement, lost & stale check replacement reviewed by Treasurer

The investments and payroll disbursements for the month of July-19 and the regular accounts payable for the period
July 11, 2019 to August 14, 2019 to be paid August 20, 2019 Totaling: \$8,550,322.45

I hereby certify that the expenditures listed as a part of this statement are legally payable from the budget category to which they are charged and are coded in conformance with the Illinois Office of Education Accounting Manual.

August 14, 2019
 Date

 Director of Business Services

TO THE TREASURER, COMMUNITY HIGH SCHOOL DISTRICT NO. 94, WEST CHICAGO, ILLINOIS

The Board of Education has approved the payment of the above listed invoices on this date and you are hereby authorized and directed to make payments thereof:

 Date

 President, Board of Education

 Secretary, Board of Education

ACCOUNT NUMBER	BATCH NUMBER	VENDOR	CHECK DATE	CHECK NUMBER	INVOICE DESCRIPTION	AMOUNT
10E010 1130 6430 00 000000	071119	Elmhurst College Bands	07/11/2019	1316953	Fee: 1 student participating in Elmhurst College Midwest Honor Bands.	-35.00
10E100 1500 6420 00 000000	071119	Metea Valley High School	07/11/2019	1317097	Sec IHSA speech fee. Please deliver check to Marc Wolfe	-60.00
10E931 2130 3190 00 931000	072219	Sullivan, Katelyn	07/22/2019	1317397	reimbursement for supplies purchased to help assist with social communication skills and recreational leisure activities curriculum	-189.74
40E000 2550 3302 00 000000	IP0705	Bono, Tracy	07/05/2019	1317404	Student Transportation for June 2019	208.80
10E003 1130 4050 00 000000	IP0705	Nasco	07/05/2019	1317405	BALANCE ON INVOICE #251330; CREDIT TAKEN DUE TO PARTIAL RETURN; REFUND HAD ALREADY BEEN ISSUED	6.72
10E070 2410 3410 00 000000	IP0710	WEST CHICAGO POST OFFICE	07/10/2019	1317406	SUMMER SCHOOL GRADE MAILERS	156.00
10R000 1811 0000 00 000000	IP0710	Wing, Lisa	07/10/2019	1317407	REGISTRATION REFUND; ID #42552	255.00
10E100 1500 6420 00 000000	071119	Metea Valley High School	07/11/2019	1317408	IHSA Speech fee; replacement for lost ck #1317097	60.00
20E000 2540 3401 00 000000	IP0722	At&t	07/22/2019	1317409	7/10/19-8/9/19 PHONE LINE & FLOW-THRU CIRCUIT	774.02
10R000 1811 0000 00 000000	IP0722	Romero, Jose	07/22/2019	1317410	TEXTBOOK REFUND; ID #40341	78.60
10E931 2130 3190 00 931000	IP0722	Sullivan, Katelyn	07/22/2019	1317411	REIMB FOR SERVICES NEEDED FOR SOCIAL/COMM SKILLS FOR STUDENTS; REPLACEMENT OF LOST CK #1317397	189.74
Totals for checks						1,444.14

FUND SUMMARY

<u>FUND</u>	<u>DESCRIPTION</u>	<u>BALANCE SHEET</u>	<u>REVENUE</u>	<u>EXPENSE</u>	<u>TOTAL</u>
10	ED FUND	0.00	333.60	127.72	461.32
20	OPER & MAINT	0.00	0.00	774.02	774.02
40	TRANSPORT	0.00	0.00	208.80	208.80
***	Fund Summary Totals ***	0.00	333.60	1,110.54	1,444.14

***** End of report *****

**COMMUNITY HIGH SCHOOL
DISTRICT 94
West Chicago, Illinois**

**TREASURER'S REPORT
FOR MONTH ENDING JULY 2019**

FUND	CASH BALANCE Thru 6/30/2019	RECEIPTS Jul-19	DISBURSEMENTS Jul-19	CASH BALANCE Thru 7/31/2019	INVESTMENTS AT COST Thru 7/31/2019
EDUCATIONAL	\$ (660,240.26)	\$ 2,039,413.56	\$ 1,918,852.38	\$ (539,679.08)	\$ 10,928,214.15
OPERATIONS & MAINTENANCE	\$ 5,121.32	\$ 26,743.55	\$ 173,309.34	\$ (141,444.47)	\$ 2,678,684.60
DEBT SERVICES	\$ 4,322.38	\$ 20,592.04	\$ 20,592.04	\$ 4,322.38	\$ 935,756.73
TRANSPORTATION	\$ 18,070.96	\$ 10,226.70	\$ 46,982.18	\$ (18,684.52)	\$ 677,081.52
I.M.R.F.	\$ 41,271.65	\$ 11,355.07	\$ 36,708.07	\$ 15,918.65	\$ 349,747.56
SOCIAL SECURITY/MEDICARE	\$ 22,892.19	\$ 11,171.29	\$ 44,014.36	\$ (9,950.88)	\$ 158,272.35
CAPITAL IMPROVEMENTS 2017	\$ -	\$ -	\$ -	\$ -	\$ 591.43
CAPITAL IMPROVEMENTS 2018	\$ (216,357.93)	\$ 2,766,484.41	\$ 2,789,521.81	\$ (239,395.33)	\$ 26,259,518.27
WORKING CASH	\$ 1,138,632.03	\$ -	\$ -	\$ 1,138,632.03	\$ 932,600.08
TORT	\$ 39,338.48	\$ 1,237.66	\$ 124,322.66	\$ (83,746.52)	\$ 172,736.14
TOTAL	\$ 393,050.82	\$ 4,887,224.28	\$ 5,154,302.84	\$ 125,972.26	\$43,093,202.83
Monthly Invest. Int., Adj. & Fees/YTD Interest thru 7/31/19 <i>(included in revenue and investment totals)</i>	\$ 1,555,570.78	69,264.35	-		\$ 1,624,835.13
PLUS INVESTMENTS				\$43,093,202.83	
TOTAL YEAR-TO-DATE CASH AND INVESTMENTS AS OF JULY 31, 2019				\$ 43,219,175.09	

Daniel T. Morris, Treasurer

Date

**COMMUNITY HIGH SCHOOL DISTRICT 94
STATEMENT OF POSITION
FINANCIAL REPORT
FOR PERIOD ENDING JULY 31, 2019**

Percent of Fiscal Year Complete: 8.33%

ASSETS	IMPREST, PETTY CASH & SCHLSHP	CASH BALANCES	INVESTMENT BALANCES	ACCOUNTS RECEIVABLE	AUDIT ENTRY	TOTAL ASSETS
EDUCATIONAL	15,688	(539,679)	10,928,214			10,404,224
OPERATIONS & MAINTENANCE		(141,444)	2,678,685			2,537,240
DEBT SERVICES		4,322	935,757			940,079
TRANSPORTATION		(18,685)	677,082			658,396
MUNICIPAL RETIREMENT		15,919	349,748			365,666
SOCIAL SECURITY/MEDICARE		(9,951)	158,272			148,320
CAPITAL IMPROVEMENTS 2018		(239,395)	26,260,109			26,020,714
WORKING CASH		1,138,632	932,600			2,071,232
TORT		(83,747)	172,736			88,990
TOTAL	15,688	125,972	43,093,203	-	-	43,234,863

LIABILITIES AND FUND EQUITY	TAX WARRENTS	ACCOUNTS PAYABLE	ENCUMBERED PAYABLES	OTHER PAYABLES	FUND EQUITY	TOTAL LIABILITY AND FUND EQUITY
EDUCATIONAL		9,417	1,349,190		9,045,616	10,404,224
OPERATIONS & MAINTENANCE		(5,410)	102,279		2,440,377	2,537,240
DEBT SERVICES			475		939,604	940,079
TRANSPORTATION			42,069		616,327	658,396
MUNICIPAL RETIREMENT					365,666	365,666
SOCIAL SECURITY/MEDICARE					148,320	148,320
CAPITAL IMPROVEMENTS 2018			2,245,000		23,775,714	26,020,714
WORKING CASH					2,071,232	2,071,232
TORT			107,420		(18,430)	88,990
TOTAL	-	4,007	3,846,433	-	39,384,424	43,234,866

RECEIPTS	BUDGET 2019 - 2020	CURRENT REVENUES	Y.T.D. REVENUES	OTHER RECEIPTS	UNREALIZED BALANCE	PERCENT REALIZED
EDUCATIONAL	26,494,678	881,016	881,016		25,613,662	3.33%
OPERATIONS & MAINTENANCE	3,622,675	25,029	25,029		3,597,646	0.69%
DEBT SERVICES	2,798,655	20,592	20,592		2,778,063	0.74%
TRANSPORTATION	1,944,457	6,840	6,840		1,937,618	0.35%
MUNICIPAL RETIREMENT	491,605	11,355	11,355		480,250	2.31%
SOCIAL SECURITY/MEDICARE	465,717	11,171	11,171		454,546	2.40%
CAPITAL IMPROVEMENTS 2018	1,060,000	57,188	57,188		1,002,812	100.00%
WORKING CASH	15,000	1,784	1,784		13,216	11.89%
TORT	260,936	1,238	1,238		259,698	0.47%
TOTAL	37,153,723	1,016,212	1,016,212	-	36,137,511	2.74%

DISBURSEMENTS	BUDGET 2019 - 2020	CURRENT EXPENDITURES	Y.T.D. EXPENDITURES	CURRENT ENCUMBERED	UNENCUMBERED BALANCE	PERCENT ENCUMBERED
EDUCATIONAL	26,490,775	1,742,862	1,742,862	1,349,190	23,398,722	6.58%
OPERATIONS & MAINTENANCE	3,583,147	146,317	146,317	102,279	3,334,552	4.08%
DEBT SERVICES	2,667,725	-	-	475	2,667,250	0.00%
TRANSPORTATION	1,935,989	36,755	36,755	42,069	1,857,164	1.90%
MUNICIPAL RETIREMENT	400,821	33,518	33,518		367,303	8.36%
SOCIAL SECURITY/MEDICARE	500,433	41,008	41,008		459,426	8.19%
CAPITAL IMPROVEMENTS 2018	24,934,867	2,785,232	2,785,232	2,245,000	19,904,636	#REF!
WORKING CASH	15,000				15,000	0.00%
TORT	260,230	123,085	123,085	107,420	29,725	47.30%
TOTAL	60,788,988	4,908,777	4,908,777	3,846,433	52,033,778	8.08%

FUND BALANCE	JULY 1 EQUITY	YEAR-TO-DATE RECEIPTS	YEAR-TO-DATE EXPENDITURES	CURRENT ENCUMBERED	OTHER ACTIVITY	CURRENT EQUITY
EDUCATIONAL	11,256,653	881,016	1,742,862	1,349,190		9,045,616
OPERATIONS & MAINTENANCE	2,658,943	25,029	146,317	102,279		2,435,377
DEBT SERVICES	919,487	20,592	-	475		939,604
TRANSPORTATION	688,312	6,840	36,755	42,069		616,327
MUNICIPAL RETIREMENT	387,829	11,355	33,518			365,666
SOCIAL SECURITY/MEDICARE	178,157	11,171	41,008			148,320
CAPITAL IMPROVEMENTS 2018	28,753,048	57,188	2,785,232	2,245,000		23,780,004
WORKING CASH	2,069,448	1,784	-			2,071,232
TORT	210,837	1,238	123,085	107,420		(18,430)
TOTAL	47,122,713	1,016,212	4,908,777	3,846,433		39,383,715

COMMUNITY HIGH SCHOOL DISTRICT 94
STATEMENT OF REVENUE AND EXPENDITURES
 YTD ENDING
 July 31, 2019

PERCENT OF FISCAL YEAR COMPLETED:
 8.33%

DISTRICT 94 REVENUE & EXPENDITURE REPORT

July 31, 2019

FUND

BEGINNING FUND BALANCE

EDUCATION	O & M	DEBT SVC	TRANSP	IMRF	SSM	ALL CAP IMPRV	WRK CASH	TORT	TOTAL ALL
\$ 11,256,653	\$ 2,658,943	\$ 919,487	\$ 688,312	\$ 387,829	\$ 178,157	\$ 28,753,048	\$ 2,069,448	\$ 210,837	\$ 47,122,713

REVENUE BUDGET

\$ 26,494,678	\$ 3,622,675	\$ 2,798,655	\$ 1,944,457	\$ 491,605	\$ 465,717	\$ 1,060,000	\$ 15,000	\$ 260,936	\$ 37,153,723
---------------	--------------	--------------	--------------	------------	------------	--------------	-----------	------------	---------------

RECEIPTS

1. CORPORATE P. P. REPLACEMENT TAX	\$ 146,961			\$ 8,165	\$ 8,165				163,290	
2. SUMMER PROGRAM FEES	17,172								17,172	
3. EARNINGS ON TAXES/ INVESTMENTS	9,876	178		238			2	1,784	12,078	
4. BOND PRINCIPAL AND INTEREST 2017/2018							57,186		57,186	
5. PUPIL & COMMUNITY SERVICES	419,426								419,426	
6. FACILITY RENTALS		165							165	
7. IMPACT FEES/P.U.D/LAND CASH DONATE									-	
8. EVIDENCE BASED FUNDING (EBF)									-	
9. STATE/ CATEGORICAL AID /GRANTS FY19									-	
10. ARRA AID/ARRA FEDERAL FUNDING									-	
11. FEDERAL AID/GRANTS FY19 LATE PMTS	146,885								146,885	
12. PROPERTY TAXES - ED. FUND-TORT	138,034	24,685	20,592	6,602	3,191	3,007		1,238	197,348	
13. PROPERTY TAXES - SPEC'L EDUCATION	1,809								1,809	
14. PERMANENT TRANSFER OF INTEREST/EQ									-	
15. CURRENT YEAR LEVY-ADVANCED TAXES									-	
16. FLOW-THRU/VENDOR REVENUE/MISC REV	852								852	
TOTAL REVENUE REALIZED	\$ 881,016	\$ 25,029	\$ 20,592	\$ 6,840	\$ 11,355	\$ 11,171	\$ 57,188	\$ 1,784	\$ 1,238	\$ 1,016,212
<i>PERCENT REVENUE REALIZED (Actual/Budget)</i>	3.33%	0.69%	0.74%	0.35%	2.31%	2.40%	5.40%	11.89%	0.47%	2.74%

EXPENDITURE BUDGET

\$ 26,490,775	\$ 3,583,147	\$ 2,667,725	\$ 1,935,989	\$ 400,821	\$ 500,433	\$ 24,934,867	\$ 15,000	\$ 260,230	\$ 60,788,988
---------------	--------------	--------------	--------------	------------	------------	---------------	-----------	------------	---------------

DISBURSEMENTS

1. SALARIES	\$ 1,286,921	\$ 115,912								1,402,833.88
2. BENEFITS	232,276	18,527								250,803
3. EMPLOYER IMRF					33,518					33,518
4. EMPLOYER FICA						21,585				21,585
5. EMPLOYER MEDICARE						19,422				19,422
6. PURCHASED SERVICES/CONTRACTS REG	136,928	6,472		(3,625)						139,775
7. PURCHASED SERVICES/MINI BUSES										-
8. PURCHASED SERVICES/SPECIAL ED				40,280						40,280
9. PURCHASED SERVICES/TCD										-
10. FUEL ADJ/EARLY DISMISSAL/FIELD TRIP				100						100
12. UNEMPLOYMENT INSURANCE										-
13. SCHOOL BOND FINANCIAL SERVICES										-
14. TREASURER BOND										-
15. WORKERS COMPENSATION										-
16. GENERAL LIABILITY INSURANCE								121,763		121,763
17. STUDENT ACCIDENT INSURANCE								1,322		1,322
18. UTILITIES		1,964								1,964
19. SUPPLIES & MATERIALS	82,293	3,441								85,734
20. TAX PAYMENTS										-
21. CAPITAL/NON-CAPITAL EQUIPMENT/FURN	8,924									8,924
22. CAPITAL CONTRACTS/ IMPROVEMENTS							2,785,232			2,785,232
23. CAPITAL LEASE EXPENSE										-
24. BOND INTEREST EXPENSE										-
25. DUES, FEES AND INVESTMENT COSTS	13,499									13,499
26. REDEMPTION OF PRINCIPAL										-
27. PERMANENT TRANSFERS - INTEREST/EQ										-
28. TUITION & SPEC ED COST/(TUITION RFND)	(17,980)									(17,980)
29. RETIREMENT BENEFITS/OTHER										-
TOTAL EXPENDITURES DISBURSED	\$ 1,742,862	\$ 146,317	\$ -	\$ 36,755	\$ 33,518	\$ 41,008	\$ 2,785,232	\$ -	\$ 123,085	\$ 4,908,777
<i>Encumbered Expenditures</i>	\$ 1,349,190	\$ 102,279	\$ 475	\$ 42,069			\$ 2,245,000		\$ 107,420	\$ 3,846,433
<i>PERCENT DISBURSED PLUS ENCUMBERED(Total/Budget)</i>	6.58%	6.94%	0.02%	4.07%	8.36%	8.19%	20.17%	0.00%	88.58%	14.40%

EXCESS OF REVENUE/(EXPENDITURES)

\$ (861,847)	\$ (121,289)	\$ 20,592	\$ (29,916)	\$ (22,162)	(29,836)	\$ (2,728,044)	\$ 1,784	\$ (121,847)	\$ (3,892,566)
--------------	--------------	-----------	-------------	-------------	----------	----------------	----------	--------------	----------------

ENDING FUND BALANCE

\$ 9,045,616	\$ 2,435,377	\$ 939,604	\$ 616,327	\$ 365,666	\$ 148,320	\$ 23,780,004	\$ 2,071,232	\$ (18,430)	\$ 39,383,715
--------------	--------------	------------	------------	------------	------------	---------------	--------------	-------------	---------------

FUND

EDUCATION	O & M	DEBT SVC	TRANSP	IMRF	SSM	ALL CAP IMPRV	WRK CSH	TORT	TOTAL ALL
-----------	-------	----------	--------	------	-----	---------------	---------	------	-----------

3 YEAR BUDGET/ACTUAL TOTAL
SUMMARY OF AMENDED CURRENT YEAR BUDGET

DEPARTMENT/SUMMARY	FUND	#	DEPT	17 ACTUAL	18 ACTUAL	19 BUDGET	% CHANGE	19 ACTUAL	FY20 BUDGET	% CHANGE	FY20 ACTUAL	YTD %
GENERAL H.S.	10	1	TTL	126,695	116,151	491,000	-76.34%	170,122	308,698	-81.46%	7,572	2.45%
HMBD TUTORS	10	2	TTL	37,400	41,222	52,200	-21.03%	38,519	59,450	-54.34%	-	0.00%
ART	10	3	TTL	252,079	249,992	239,459	4.40%	238,082	250,057	-5.03%	17,279	6.91%
SCIENCE	10	4	TTL	1,288,187	1,374,937	1,419,781	-3.16%	1,375,917	1,482,546	-7.75%	176,082	11.88%
DRIVER'S ED	10	5	TTL	153,727	256,757	345,704	-25.73%	321,065	294,375	8.31%	16,311	5.54%
ENGLISH	10	6	TTL	1,552,387	1,614,499	1,592,063	1.41%	1,550,845	1,608,353	-3.71%	117,308	7.29%
FOREIGN LANG	10	7	TTL	633,862	689,929	797,308	-13.47%	780,022	770,911	1.17%	55,665	7.22%
HEALTH ED	10	8	TTL	1,688	160	3,125	-94.87%	424	3,125	-637.06%	-	0.00%
MATHEMATICS	10	9	TTL	1,537,793	1,611,821	1,617,421	-0.35%	1,635,546	1,673,903	-2.35%	124,095	7.41%
MUSIC	10	10	TTL	239,732	265,098	303,007	-12.51%	291,276	312,190	-7.18%	19,278	6.18%
MUSIC INITIATIVE	10	10	TTL	24,999	4,475	3,000	49.17%	3,306	-	100.00%	-	0.00%
PHYSICAL DEV	10	11	TTL	1,227,552	1,094,134	984,800	11.10%	967,716	906,675	6.31%	70,482	7.77%
SOC STUDIES	10	13	TTL	1,465,961	1,588,194	1,517,236	4.68%	1,545,164	1,543,415	0.11%	115,314	7.47%
TECHNOLOGY	10	14	TTL	903,063	1,046,174	1,321,795	-20.85%	1,170,385	1,363,985	-16.54%	93,453	6.85%
MCCORMICK DEMOC	10	16	TTL	-	455	-	0.00%	2,176	509	76.61%	-	0.00%
FOREIGN EXCHANGE	10	20	TTL	-	-	5,000	-100.00%	43,168	25,414	41.13%	4,580	18.02%
DEV LEARNING	10	22	TTL	4,122,903	4,411,264	4,767,970	-7.48%	5,057,700	5,301,986	-4.83%	202,000	3.81%
SUMR ADLT ED	10	29	TTL	6,457	19,451	-	0.00%	-	-	0.00%	-	0.00%
BUSINESS ED	10	30	TTL	484,521	533,641	567,425	-5.95%	554,577	560,972	-1.15%	42,078	7.50%
FACS	10	32	TTL	257,571	232,520	234,493	-0.84%	229,327	232,124	-1.22%	15,767	6.79%
IND ARTS-TECH ED	10	34	TTL	133,908	88,590	89,224	-0.71%	86,547	86,675	-0.15%	6,280	7.24%
B T I	10	35	TTL	-	-	150	-100.00%	-	150	0.00%	-	0.00%
SUMMER SCH/R	10	40	TTL	67,248	96,555	87,300	10.60%	95,167	94,087	1.13%	3,931	4.18%
SUMMER SPORTS CA	10	41	TTL	47,564	41,986	45,000	-6.70%	37,746	30,269	19.81%	8,891	29.37%
BILINGUAL	10	45	TTL	492,596	509,750	615,325	-17.16%	615,944	623,525	-1.23%	54,446	8.73%
SOCIAL WORKE	10	50	TTL	201,735	207,852	256,412	-18.94%	218,983	199,094	9.08%	14,619	7.34%
GUIDANCE DEP	10	51	TTL	683,429	716,774	705,382	1.61%	717,592	709,556	1.12%	57,025	8.04%
SCHOOL NURSE	10	52	TTL	175,876	180,777	186,179	-2.90%	180,341	193,579	-7.34%	14,347	7.41%
PSYC SERVICE	10	53	TTL	170,537	152,128	168,532	-9.73%	166,998	173,560	-3.93%	11,918	6.87%
AVID PROGRAM	10	54	TTL	186,780	200,799	221,402	-9.31%	222,060	225,179	-1.40%	14,530	6.45%
SPEECH PATH/AUDIC	10	55	TTL	64,303	67,746	58,012	16.78%	58,928	59,467	-0.91%	4,390	7.38%
LEARNING RES	10	61	TTL	248,928	257,054	271,005	-5.15%	265,018	248,037	6.41%	24,369	9.82%
STAFF & CURR DEV	10	62	TTL	264,787	188,004	216,504	-13.16%	248,635	254,455	-2.34%	13,936	5.48%
ASST PRINCIPAL	10	69	TTL	1,016,334	1,130,820	1,052,392	7.45%	1,087,943	1,189,987	-9.38%	79,469	6.68%
PRINCIPAL	10	70	TTL	743,203	762,607	740,284	3.02%	757,885	759,651	-0.23%	60,707	7.99%
SUPT OFFICE	10	71	TTL	331,123	333,761	337,879	-1.22%	344,531	338,272	1.82%	53,084	15.69%
DIR OF PRSNL	10	72	TTL	224,279	238,422	232,856	2.39%	227,015	249,841	-10.05%	22,685	9.08%
COMM RELATIONS	10	73	TTL	59,057	61,270	100,285	-38.90%	88,733	102,687	-15.73%	7,450	7.26%
ED FOUNDATIO	10	74	TTL	1,372	14,094	2,500	463.76%	8,809	2,500	71.62%	-	0.00%
BOARD OF ED	10	75	TTL	167,319	223,053	184,125	21.14%	162,678	187,415	-15.21%	18,628	9.94%
DIR OF BUSIN	10	80	TTL	145,341	159,221	143,195	11.19%	162,421	157,911	2.78%	15,108	0.00%
CAFETERIA	10	82	TTL	11,454	8,861	75,500	-88.26%	7,659	76,500	-898.80%	-	0.00%
EMP BENEFITS	10	83	TTL	37,545	8,659	57,261	-84.88%	29,585	29,237	1.18%	-	0.00%
FISCAL SVCS	10	85	TTL	294,099	291,698	300,225	-2.84%	299,926	309,690	-3.26%	25,794	8.33%
MIS	10	90	TTL	313,285	323,476	335,643	-3.63%	321,573	352,104	-9.49%	23,913	6.79%
PMT OTH DIST	10	97	TTL	437,969	803,814	483,253	66.33%	532,204	537,000	-0.90%	18,131	3.38%

3 YEAR BUDGET/ACTUAL TOTAL
SUMMARY OF AMENDED CURRENT YEAR BUDGET

DEPARTMENT/SUMMARY	FUND	#	DEPT	17 ACTUAL	18 ACTUAL	19 BUDGET	% CHANGE	19 ACTUAL	FY20 BUDGET	% CHANGE	FY20 ACTUAL	YTD %
ATH/INTERSCH	10	100	TTL	830,543	825,828	897,640	-8.00%	946,821	1,085,541	-14.65%	63,967	5.89%
INTERSCHOLAS	10	104	TTL	227,398	220,492	270,825	-18.59%	262,457	255,074	2.81%	15,491	6.07%
ADULT ED - STATE	10	902	TTL	92,565	97,580	-	0.00%	-	-	0.00%	-	0.00%
CTEIG	10	903	TTL	46,226	46,167	-	0.00%	44,007	45,788	-4.05%	-	0.00%
BILING TBE	10	904	TTL	106,798	119,453	111,400	7.23%	128,572	123,919	3.62%	-	0.00%
A E & L	10	905	TTL	29,996	32,200	-	0.00%	-	-	0.00%	-	0.00%
C PERKINS	10	906	TTL	38,995	28,735	40,000	-28.16%	33,757	34,251	-1.46%	-	0.00%
TITLE 1-LOW	10	908	TTL	357,360	309,374	357,100	-13.36%	311,976	345,652	-10.79%	16,638	4.81%
TITLE IVA - SSAE	10	913	TTL	-	-	-	0.00%	16,424	-	100.00%	-	100.00%
ISLG GRANT	10	925	TTL	1,177	1,275	1,500	-14.98%	1,526	1,500	1.67%	-	0.00%
MEDICAID DIRECT D	10	929	TTL	72,148	65,784	50,000	31.57%	161,226	71,317	55.77%	4,835	6.78%
IDEA 94-142 FLOW-TH	10	930	TTL	462,861	402,398	483,660	-16.80%	459,633	506,655	-10.23%	6,880	1.36%
ADM OUTREACH	10	931	TTL	20,173	15,066	15,000	0.44%	15,888	15,892	-0.02%	1,000	6.29%
TEACHER QUALITY	10	932	TTL	27,836	53,514	42,999	24.45%	42,495	33,416	21.36%	3,136	9.38%
CEIS	10	936	TTL	-	-	-	0.00%	-	40,000	100.00%	-	0.00%
FED ADULT ED	10	944	TTL	77,550	150	-	0.00%	-	-	0.00%	-	0.00%
LIPLEPS	10	950	TTL	11,746	23,526	11,747	100.27%	25,734	42,654	-65.75%	-	0.00%
BILINGUAL - IEP	10	951	TTL	3,539	7,267	3,000	142.25%	2,475	-	100.00%	-	0.00%
O&M FUND	20	0	TTL	3,610,425	3,031,551	3,244,652	-6.57%	2,925,938	3,583,147	-22.46%	141,320	3.94%
DEBT SVC FND	30	0	TTL	2,742,875	3,014,697	2,737,500	10.13%	4,720,604	2,667,725	43.49%	-	0.00%
TRANSPORTATION	40	0	TTL	1,291,882	1,258,373	1,483,000	-15.15%	1,806,518	1,845,989	-2.18%	36,655	1.99%
SCIENCE	40	4	TTL	(487)	441	-	0.00%	(134)	-	100.00%	-	0.00%
ENGLISH	40	6	TTL	(505)	-	-	0.00%	-	-	0.00%	-	0.00%
FOREIGN EXCH	40	7	TTL	623	452	-	0.00%	358	-	100.00%	-	0.00%
MUSIC	40	10	TTL	-	-	-	0.00%	-	-	0.00%	-	0.00%
PHYSICAL DEV	40	11	TTL	-	-	-	0.00%	-	-	0.00%	-	0.00%
SOCIAL STUDIES	40	13	TTL	(122)	185	-	0.00%	229	-	100.00%	-	0.00%
FOREIGN EXCH	40	20	TTL	-	-	-	0.00%	1,867	-	100.00%	-	0.00%
SPECIAL ED	40	22	TTL	-	-	-	0.00%	-	-	0.00%	-	0.00%
BUSINESS ED	40	30	TTL	-	-	-	0.00%	-	-	0.00%	-	0.00%
FACS	40	32	TTL	-	-	-	0.00%	-	-	0.00%	-	0.00%
PHOTOGRAPHY	40	36	TTL	-	-	-	0.00%	-	-	0.00%	-	0.00%
ATH/INTERSCH	40	100	TTL	60,270	72,096	80,000	-9.88%	97,360	90,000	7.56%	-	0.00%
PEP BUS	40	104	TTL	6,714	400	-	0.00%	1,296	-	100.00%	100	0.00%
IMRF	50	0	TTL	468,364	459,570	480,415	-4.34%	389,147	400,821	-3.00%	33,518	8.36%
SOC SEC & MEDCAR	51	0	TTL	474,178	480,820	472,754	1.71%	479,556	500,433	-4.35%	41,008	8.19%
CAP PROJ 2017	60	0	TTL	5,165,980	2,418,179	6,839,120	-64.64%	7,356,162	-	100.00%	-	0.00%
CAP PROJ 2018	65	0	TTL	5,165,980	15,449	6,430,880	-99.76%	1,714,483	24,934,867	-1354.37%	2,790,229	0.00%
W/C	70	0	TTL	4,649	11,385	12,000	-5.13%	18,750	15,000	20.00%	-	0.00%
TORT FUND	80	0	TTL	229,720	208,214	233,325	-10.76%	297,484	260,230	12.52%	123,085	47.30%
TOTALS				\$ 42,464,104	\$ 35,439,265	\$ 47,527,129	-9.06%	\$ 45,182,864	\$ 60,788,988	3.25%	\$ 4,908,777	8.08%

**COMMUNITY HIGH SCHOOL
DISTRICT 94**
REVENUE AND EXPENDITURE REPORT
LOCAL, STATE, AND FEDERAL GRANTS
Ending July 31, 2019

GRANT REVENUE & EXPENDITURE SUMMARY
JULY 2019

Percentage of Fiscal Year:
8.33%

NAME	SOURCE	CODE	DEPT	CURRENT BUDGET	PRIOR YEAR REVENUE	FY 20 REVENUE	EXPENDITURES	ENCUMBERED	BALANCE	% UNREALIZED REVENUE
DuPage Foundation - Music Initiative	Local	199900	10	\$ -					\$ -	100%
Education Foundation/Leadership Mini	Local	199990	74	\$ 2,500					\$ -	100%
C.T.E.I.G. Vocational Programs	State	322000	903	\$ 45,788					\$ -	100%
Bilingual T.B.E./T.P.I.	State	330500	924/904	\$ 123,919					\$ -	100%
State Library Grant	State	380000	925	\$ 1,500				\$ 1,538	\$ (1,538)	100%
Title 1 Low Income NCLB	Federal	430000	908	\$ 345,652			\$ 16,638		\$ (16,638)	100%
Title IVA - SSAE	Federal	440000	913	\$ -					\$ -	#DIV/0!
I.D.E.A. Flow Thru Sub-Grant **	Federal	462000	930	\$ 506,655	\$ 146,885		\$ 6,880	\$ 3,403	\$ (10,284)	100%
Coordinated Early Intervening Svcs	Federal	462000	936	\$ 40,000				\$ 24,905	\$ -	100%
Title IIC Carl Perkins - Voc Ed	Federal	474500	906	\$ 34,251					\$ -	100%
Medicaid Direct Service Costs **	Federal	490000	929	\$ 71,317			\$ 4,835		\$ (4,835)	100%
Medicaid Administrative Outreach **	Federal	490000	931	\$ 15,892			\$ 1,000		\$ (1,000)	100%
Bilingual - IEP	Federal	490500	951	\$ -					\$ -	#DIV/0!
Title III LIPLEPS	Federal	490900	950	\$ 42,654				\$ 82	\$ (82)	100%
Title II A Teacher Quality NCLB	Federal	493200	932	\$ 33,416			\$ 3,136		\$ (3,136)	100%
TOTAL				\$ 1,263,543	\$ 146,885	\$ -	\$ 32,488	\$ 29,928	\$ (62,416)	100.0%

Amended Revenue activity may occur throughout FY19/20 impacting expenditure activity

** Special Ed Grants

COMMUNITY HIGH SCHOOL

DISTRICT 94

LOCAL, STATE, FEDERAL GRANTS
Ending July 31, 2019

Percent of Fiscal Year
8.33%

July 2019

GRANT REVENUE

NAME	SOURCE	CODE	DEPT	GRANT BUDGET	PRIOR YR REVENUE	FY19 REVENUE	\$ UNREALIZED	% UNREALIZED	% REALIZED
DuPage Foundation - Music Initiative	Local	199900	10	\$ -			\$ -	0%	0%
Education Foundation/Leadership M	Local	199990	74	\$ 2,500			\$ 2,500	100%	0%
C.T.E.I.G. Vocational Programs	State	322000	903	\$ 45,788			\$ 45,788	100%	0%
Bilingual T.B.E./T.P.I.	State	330500	924/904	\$ 123,919			\$ 123,919	100%	0%
State Library Grant	State	380000	925	\$ 1,500			\$ 1,500	100%	0%
Title 1 Low Income NCLB	Federal	430000	908	\$ 345,652			\$ 345,652	100%	0%
Title I IVA SSAE	Federal	440000	913	\$ -			\$ -	#DIV/0!	#DIV/0!
I.D.E.A. Flow Thru Sub-Grant **	Federal	462000	930	\$ 506,655	\$ 146,885		\$ 506,655	100%	0%
Coordinated Early Intervening Svcs	Federal	462000	936	\$ 40,000			\$ 40,000	100%	0%
Title IIC Carl Perkins - Voc Ed	Federal	474500	906	\$ 34,251			\$ 34,251	100%	0%
Medicaid Direct Service Costs **	Federal	490000	929	\$ 71,317			\$ 71,317	100%	0%
Medicaid Administrative Outreach **	Federal	490000	931	\$ 15,892			\$ 15,892	100%	0%
Bilingual IEP	Federal	490500	951	\$ -			\$ -	#DIV/0!	#DIV/0!
Title III LIPLEPS	Federal	490900	950	\$ 42,654			\$ 42,654	100%	0%
Title II A Teacher Quality NCLB	Federal	493200	932	\$ 33,416			\$ 33,416	100%	0%
TOTAL				\$ 1,263,543	\$ 146,885	\$ -	\$ 1,263,543	100.0%	0.0%

Amended Revenue activity may occur throughout FY18/19 impacting expenditure activity

GRANT EXPENDITURES

NAME	SOURCE	CODE	DEPT	GRANT BUDGET	EXPENDITURE	ENCUMBERED	BUDGET BALANCE	% UNENCUMBERED	% ENCUMBERED
DuPage Foundation - Music Initiative	Local	199900	10	\$ -			\$ -	0%	0%
Education Foundation/Leadership M	Local	199990	74	\$ 2,500			\$ 2,500	100%	0%
C.T.E.I.G. Vocational Programs	State	322000	903	\$ 45,788			\$ 45,788	100%	0%
Bilingual T.B.E./T.P.I.	State	330500	924/904	\$ 123,919			\$ 123,919	100%	0%
State Library Grant	State	380000	925	\$ 1,500		\$ 1,538	\$ (38)	-3%	103%
Title 1 Low Income NCLB	Federal	430000	908	\$ 345,652	16,638		\$ 329,014	95%	5%
Title IVA SSAE	Federal	440000	913	\$ -			\$ -	#DIV/0!	#DIV/0!
I.D.E.A. Flow Thru Sub-Grant **	Federal	462000	930	\$ 506,655	6,880	\$ 3,403	\$ 496,371	98%	2%
Coordinated Intervening Svcs	Federal	462000	936	\$ 40,000		\$ 24,905	\$ 15,095	38%	62%
Title IIC Carl Perkins - Voc Ed	Federal	474500	906	\$ 34,251			\$ 34,251	100%	0%
Medicaid Direct Service Costs **	Federal	490000	929	\$ 71,317	4,835		\$ 66,482	93%	7%
Medicaid Administrative Outreach **	Federal	490000	931	\$ 15,892	1,000		\$ 14,892	94%	6%
Bilingual IEP	Federal	490500	951	\$ -			\$ -	#DIV/0!	0%
Title III LIPLEPS	Federal	490900	950	\$ 42,654		\$ 82	\$ 42,572	100%	0%
Title II A Teacher Quality NCLB	Federal	493200	932	\$ 33,416	3,136		\$ 30,280	91%	9%
TOTAL				\$ 1,263,543	\$ 32,488	\$ 29,928	\$ 1,201,127	95%	5%

** Special Ed Grants

**COMMUNITY HIGH SCHOOL
DISTRICT 94
PETTY CASH FUND
JULY 31, 2019**

This listing represents payments from the High School Cash Fund for July 31, 2019. Reimbursement for the following paid from this fund is hereby requested from the Board of Education of Community High School District 94, West Chicago, Illinois at its regular meeting on August 20, 2019.

<u>DATE PAID</u>	<u>PAID TO</u>	<u>FOR</u>	<u>AMOUNT</u>
Jul 09, 2019	Rose Campos	A.D. Admin. Meeting/lunch	\$ 71.88
Grand Total All Checks			<u>\$ 71.88</u>

Director of Business Services

August 14, 2019
Date

LOC	LOC	July 2019-20 Beginning Balance	July 2019-20 Debits	July 2019-20 Credits	July 2019-20 Monthly Activity	Ending Balance
99	STUDENT ACTIVITY					
505	CHESS	1,525.22CR				1,525.22CR
506	SPED RECYC/SHRD	1,224.39CR				1,224.39CR
507	BEST BUDDIES	6,857.87CR				6,857.87CR
508	CRTE ENT	541.24CR				541.24CR
511	ART COLLECTION	111.08CR				111.08CR
513	INTL CLUB	1,745.59CR				1,745.59CR
514	CHRONICLE	2,099.64CR				2,099.64CR
515	CHEERLEADING	8,121.45CR	2,898.72	4,216.80	-1,318.08	9,439.53CR
516	DANCE PROD	1,560.56CR				1,560.56CR
517	SPEECH	944.33CR		925.00	-925.00	1,869.33CR
518	FBLA	322.64CR				322.64CR
520	GERMAN CLUB	307.05CR	285.00		285.00	22.05CR
521	FICA-SKILLS	1,972.77CR				1,972.77CR
523	MATH TEAM	55.57CR				55.57CR
524	HORTICULTURE	5,180.87CR				5,180.87CR
526	PEP CLUB	1,131.20CR				1,131.20CR
527	POMS	2,245.18CR	1,139.00	225.71	913.29	1,331.89CR
528	SNOWBALL	3,384.26CR				3,384.26CR
529	SADD	1,662.78CR				1,662.78CR
530	EXCHANGE	5,714.82CR				5,714.82CR
531	SPANISH CLUB	3,685.43CR				3,685.43CR
533	STUDENT COUNCIL	10,226.86CR	2,322.29	2,771.52	-449.23	10,676.09CR
534	SUNDRY	1,651.40CR				1,651.40CR
535	THESPIANS	8,008.21CR	463.56	2,853.20	-2,389.64	10,397.85CR
536	VOCATIONAL SIGN	1,836.54CR				1,836.54CR
537	YEARBOOK	3,162.50CR				3,162.50CR
538	BAND-JAZZ	5,392.03CR				5,392.03CR
539	CHORAL-CHOIR	7,249.89CR		80.00	-80.00	7,329.89CR
540	ORCHESTRA	7,765.67CR				7,765.67CR
541	INTERACT CLUB	3,887.13CR				3,887.13CR
542	ANL	2,013.73CR				2,013.73CR
543	WEGO CARES	939.97CR				939.97CR
544	SCHOLASTIC BOWL	975.79CR				975.79CR
545	PHOTGRAPHY	58.01CR				58.01CR
547	NHS	1,885.91CR				1,885.91CR
548	GSA	1,104.62CR				1,104.62CR
549	CREATIVE WRITNG	453.60CR				453.60CR
550	ACTIVE DIR ACCT	1,121.88CR				1,121.88CR

LOC	LOC	July 2019-20 Beginning Balance	July 2019-20 Debits	July 2019-20 Credits	July 2019-20 Monthly Activity	Ending Balance
99	STUDENT ACTIVITY					
551	TRANSITION CTR	2,859.89CR				2,859.89CR
552	TRI M	49.50CR				49.50CR
553	HAGGERTY FORD	859.97CR				859.97CR
554	OLA'AS	834.27CR				834.27CR
555	COMPASS	43.24CR				43.24CR
560	WEGO 2 AFR	32.52CR				32.52CR
561	SLC9 2 AFRICA	3,568.89CR				3,568.89CR
562	PRESCHOOL	2,557.82CR		180.00	-180.00	2,737.82CR
563	Teen Mom	119.87CR				119.87CR
564	HUMANITIES/SSS	2,700.00CR				2,700.00CR
566	ROAR	637.35CR				637.35CR
570	ADAMS EXPRESS	152.42CR				152.42CR
572	SPORTSFEST	3,129.63CR				3,129.63CR
573	TARGET	111.48CR				111.48CR
576	OUT/BD AT RISK	0.57CR				0.57CR
580	LOUIS RANSOM AR	22.00CR				22.00CR
582	STEP PROJECT	250.29CR				250.29CR
583	STEPPERS	2,398.59CR				2,398.59CR
584	GREEN CLUB	1,014.26CR				1,014.26CR
585	FRENCH CLUB	894.17CR				894.17CR
586	LRC BOOK CLUB	128.46CR				128.46CR
589	CONSUMER ED	1.84CR				1.84CR
591	TECHNOLOGY	5.50CR				5.50CR
592	HABITAT FOR HUM	25.92CR				25.92CR
600	ATHLETIC TRAINR	1,716.84CR				1,716.84CR
601	BADMINTON	1,567.60CR				1,567.60CR
602	BASEBALL	7,567.51CR		41.66	-41.66	7,609.17CR
603	BOY'S BB	5,793.87CR		41.66	-41.66	5,835.53CR
604	BOY'S CROSS CTY	147.17CR				147.17CR
605	BOY'S SOCCER	492.59CR		680.16	-680.16	1,172.75CR
606	BOY'S TENNIS	29.77				29.77
607	BOY'S TRACK	2,443.44CR		113.75	-113.75	2,557.19CR
608	GIRL'S FDR BB	398.11CR				398.11CR
609	FOOTBALL	1,953.68CR		1,669.63	-1,669.63	3,623.31CR
610	GIRL'S BASKETBL	753.16CR				753.16CR
611	GIRL'S CROSS CT	1,025.24CR				1,025.24CR
612	GIRL'S SOCCER	2,186.03CR				2,186.03CR
613	GIRL'S TENNIS	2,516.06CR		225.71	-225.71	2,741.77CR

129

LOC	LOC	July 2019-20 Beginning Balance	July 2019-20 Debits	July 2019-20 Credits	July 2019-20 Monthly Activity	Ending Balance
99	STUDENT ACTIVITY					
614	GIRL'S TRACK	1,457.03CR		55.15	-55.15	1,512.18CR
615	BOYS GOLF	1,581.54CR		575.79	-575.79	2,157.33CR
616	MUSIC	4,981.69CR				4,981.69CR
617	SOFTBALL	773.46CR		91.91	-91.91	865.37CR
618	BOYS SWIM TEAM	126.00CR				126.00CR
619	GIRLS V-BALL	2,045.14CR	411.14	370.00	41.14	2,004.00CR
620	GIRL'S FDR VB	569.97CR				569.97CR
621	WRESTLING	2,238.60CR				2,238.60CR
622	ATHLETIC DIR	66.85CR				66.85CR
623	GIRLS SWIM TEAM	180.49CR				180.49CR
624	GIRLS GOLF	1,378.81CR		447.12	-447.12	1,825.93CR
625	BOYS V-BALL	414.52CR		556.10	-556.10	970.62CR
---	*STUDENT ACTIVI	174,871.76CR	7,519.71	16,120.87	-8,601.16	183,472.92CR
Grand Equity To		174,871.76CR	7,519.71	16,120.87	-8,601.16	183,472.92CR

Number of Accounts: 88

***** End of report *****

Daniel Morris

Date

Community High School District 94

Vendor List Update

July 30, 2019

Blacktop Boss

Nakivo

Spark Initiative



Daniel Oberg, Director of Business Services

8/15/19

Date

**COMMUNITY HIGH SCHOOL DISTRICT 94
CAPITAL IMPROVEMENTS
BOND REFERENDUM SERIES 2017 + 2018
FINANCIAL STATEMENT
YTD ENDING JULY 31, 2019**

SOURCE OF FUNDS	CAPITAL IMPROVEMENTS - BOND REFERENDUM 2017	CAPITAL IMPROVEMENTS - BOND REFERENDUM 2018	CAPITAL IMPROVEMENTS - BOND REFERENDUM 2017 & 2018
BEGINNING BALANCE	\$ -	\$ -	\$ -
REVENUE BUDGET	\$ 9,203,000	29,000,000	38,203,000
RECEIPTS			
1. BOND PRINCIPAL - BONDS SOLD	\$ 9,290,561	\$ 29,788,389	\$ 39,078,950.38
2. BOND INTEREST - BONDS SOLD	\$ 131,698	\$ 608,340	740,038
3. ISSUANCE COSTS RESERVE - REFUND INVESTED	\$ 14,611	\$ 11,384	25,995
4. ISSUANCE COSTS RESERVE - RETURNED TO R. JAMES	\$ (11,611)	\$ -	(11,611)
TOTAL REVENUE REALIZED	\$ 9,425,259	\$ 30,408,113	\$ 39,833,374
<i>PERCENT REVENUE REALIZED (Actual/Budget)</i>	<u>102.42%</u>	<u>104.86%</u>	<u>104.27%</u>
EXPENDITURE BUDGET	\$ 8,000,000	\$ 13,270,000	\$ 21,270,000
DISBURSEMENTS			
1. EARNINGS	\$ 122,313	\$ 29,226	\$ 151,539
2. INSURANCE	16,733	(15,066)	1,667
3. EMPLOYER IMRF	12,985	2,847	15,832
4. EMPLOYER FICA	7,583	1,812	9,395
5. EMPLOYER MEDICARE	1,774	424	2,198
6. PURCHASED SERVICES - BOND ISSUANCE	78,950	176,334	255,284
7. CAPITAL 2018 RENOVATIONS	6,922,925	660,661	7,583,586
8. CAPITAL 2018 GYM BLEACHERS	287,166	-	287,166
9. CAPITAL 2018 TENNIS COURT	49,099	5,611	54,710
10 CAPITAL 2019 - 2020 ADDITION-REMODELING	1,925,140	4,058,163	5,983,303
TOTAL EXPENDITURES DISBURSED	\$ 9,424,668	\$ 4,920,012.00	\$ 14,344,680
<i>Encumbered Expenditures 8-20-19</i>	-	2,245,000	2,245,000
<i>PERCENT DISBURSED PLUS ENCUMBERED(Total/Budget)</i>	<u>117.81%</u>	<u>53.99%</u>	<u>78.00%</u>
EXCESS OF REVENUE/(EXPENDITURES)	\$ 591	\$ 23,243,101	\$ 23,243,694
ENDING BALANCE	\$ 591	\$ 23,243,101	\$ 23,243,694
SOURCE OF FUNDS	CAPITAL IMPROVEMENTS - BOND REFERENDUM 2017	CAPITAL IMPROVEMENTS - BOND REFERENDUM 2018	CAPITAL IMPROVEMENTS - BOND REFERENDUM 2017 & 2018

COMMUNITY HIGH SCHOOL DISTRICT 94
BOND REFERENDUM SERIES 2017 + 2018
CAPITAL IMPROVEMENTS EXPENDITURE DETAILS
YTD ENDING JUNE 30, 2019

EARNINGS - Building Operations	\$151,539	BENEFITS - Life, LTD, Dental, Health Ins.	1,667	BENEFITS - IMRF, FICA, Medicare	27,425
Monthly = \$10,449		Monthly = \$1,455		IMRF - Employer Pd IMRF Rate 12.04%	
Director Dec 2017 \$10,449 x 63%	6,583	Director Dec 2017 \$1,455 x 63% = \$917	917	Earnings thru June 2018 \$46,602 x 12.04%	5,611
Director Jan 2018 \$10,449 x 23%	2,403	Director Jan 2018 \$1,455 x 23% = \$335	335		
Director Feb 2018 \$10,449 x 42%	4,389	Director Feb 2018 \$1,455 x 42% = \$611	611	FICA - Employer Pd FICA Rate 6.2%	
Director Mar 2018 \$10,449 x 82%	8,568	Director Mar 2018 \$1,455 x 82% = \$1,193	1,193	Earnings thru June 2018 \$46,602 x 6.2%	2,889
Director Apr 2018 \$10,449 x 72%	7,523	Director Apr 2018 \$1,455 x 72% = \$1,048	1,048		
Director May 2018 \$10,449 x 71%	7,419	Director May 2018 \$1,455 x 71% = \$1,033	1,033	MEDICARE - Employer Pd Medicare Rate 1.45%	
Director June 2018 \$10,449 x 93%	9,718	Director June 2018 \$1,455 x 93% = \$1,353	1,353	Earnings thru June 2018 \$46,602 x 1.45%	676
Monthly = \$10,722		Monthly = \$1,451		FY18-19	
Director, July 2018 \$10,722 x 100%	10,722	Director July 2018 \$1,451 x 100% = \$1,451	1,451	IMRF - Employer Pd IMRF Rate 9.74%	
Director, August 2018 \$10,722 x 100%+	10,722	Director August 2018 \$1,451 x 100% = \$1,451	1,451	Earnings thru June 2019 \$104,936 x 9.74%	10,221
Director, September 2018 \$10,722 x 49%	5,254	Director September 2018 \$1,451 x 49% = \$711	711		
Director, October 2018 \$10,722 x 75%	8,042	Director October 2018 \$1,451 x 75% = \$1,088	1,088	FICA - Employer Pd FICA Rate 6.2%	
Director, November 2018 \$10,722 x 88%	9,435	Director November 2018 \$1,451 x 88% = \$1,277	1,277	Earnings thru June 2019 \$104,936 x 6.2%	6,506
Director, December 2018 \$10,722 x 89%	9,543	Director December 2018 \$1,451 x 89% = \$1,291	1,291		
Director, January 2019 \$10,722 x 83%	8,899	Director January 2019 \$1,451 x 83% = \$1,204	1,204	MEDICARE - Employer Pd Medicare Rate 1.45%	
Director, February 2019 \$10,722 x 80%	8,578	Director February 2019 \$1,451 x 80% = \$1,161	1,161	Earnings thru June 2019 \$104,936 x 1.45%	1,522
Director, March 2019 \$10,722 x 42%	4,517	Director March 2019 \$1,451 x 42% = \$609	609		
Director, April 2019 \$10,722 x 50%	5,361	Director April 2019 \$1,451 x 50% = \$726	726		
Director, May 2019 \$10,722 x 50%	5,361	Director May 2019 \$1,451 x 50% = \$726	726		
Director, June 2019 \$10,722 x 100%	10,722	(Credit Balance Applied)	(16,518)		
Director, Mar-Apr-May Adj (55%, 80%, 80%) (FY19 80% Average)	7,782				
80 Percent Salary cost will be paid in FY20 Details to follow in August Report		80 Percent of insurance costs will be paid in FY20 Details to follow in August Report		FY20 Benefit Costs calculated on 80 percent salary in FY20 Details to follow in August Report	

**COMMUNITY HIGH SCHOOL DISTRICT 94
BOND REFERENDUM SERIES 2017 + 2018
CAPITAL IMPROVEMENTS EXPENDITURE DETAILS
YTD ENDING JUNE 30, 2019**

PURCHASED SERVICES -	243,900	CAPITAL 2018 RENOVATIONS	7,583,586	CAPITAL 2018 GYM BLEACHERS	\$287,166
Issuance Costs 2017 Bond Series:		DLA Architects, Ltd Jun 2017 1926 Bld	2,313	DLA Architects, Ltd Aug 2017 Replacement	7,560
Bond council - Chapman & Cutler	32,500	DLA Architects, Ltd Jul 2017	12,933	DLA Architects, Ltd Sep 2017 Replacement	3,240
Disclosure Counsel, Chapman & Cutler	21,000	DLA Architects, Ltd Aug 2017	58,609	DLA Architects, Ltd Oct 2017 Replacement	5,400
Rating Agency, Moodys	14,000	DLA Architects, Ltd Sep 2017	87,583	DLA Architects, Ltd Nov 2017 Replacement	5,456
Issuer Counsel, Hauser Izzo LLC	5,000	DLA Architects, Ltd Oct 2017	104,012	Interkal Req #1	238,959
Preliminary/Final Official Statement Printing	2,500	DLA Architects, Ltd. Nov 2017	53,811	Interkal 2018 Bleacher Replacement Proj, #2 Final	26,551
Bond Registrar/Paying Agent, Amalgamated	950	Advance Mechanical - Sewer System	10,430		
Treasurer's Surety Bond	2,000	Hygieneering, Inc - Plaster Ceiling Inspec.	2,019		
Filing and Fedex and Other Expenses	1,000	LJ Morse Construction Co. General Remodel #1	74,054		
Sub-total	78,950	DLA Architects, Ltd Dec 2017	136,406		
		DLA Architects, Ltd Nov 2017	(3,623)		
Issuance Costs 2018 Bond Series:	164,950	LJ Morse Construction Co. General Remodeling #2	55,170		
Bond council - Chapman & Cutler	74,000	DLA Architects, Ltd Nov 2017	3,623		
Disclosure Counsel, Chapman & Cutler	45,000	DLA Architects, Ltd March 2018 Services	13,013		
Rating Agency, Moodys	28,500	LJ Morse Construction Co. Gen Remodeling #3	272,345		
Issuer Counsel, Hauser Izzo LLC	14,000	Hygieneering, Inc-Fieldhse Upgrades Prof. Svcs. Feb.	2,685		
Preliminary/Final Official Statement Printing	2,500	DLA Architects, LTD April 2018 Services	7,521		
Bond Registrar/Paying Agent, Amalgamated	950	DLA Architects, LTD May 2018 Renovation	12,943		
Treasurer's Surety Bond	7,000	LJ Morse Construction Co, General Remodeling #4	234,610		
Contingency	4,384	LJ Morse Construction Co. General Remodeling #5	559,562		
Sub-total	176,334	DLA Architects, LTD June Services	34,631		
Refunded -		LJ Morse Construction Co. General Remodeling #6	2,367,876		
Treasurer Surety Bond Fee	(7,000)	DLA Architects, Ltd July Services	24,504		
Contingency	(4,384)	Hygieneering, Inc Proj#2018-4878, Room 127 Abatement	17,291		
Total 2018 Issuance Costs	164,950	LJ Morse Construction Co. General Remodeling #7	1,934,116		
		High Efficiency Prof Abatement Rooms 127 & 128	35,850		
GRAND TOTAL 2017 + 2018 Bond Issuance Fees	243,900	High Efficiency Prof. Abatement Auditorium Stage	18,100		
		Amazon.com - Pool Lobby t.v. mounts/chromebooks	779		
		Harris Bank P-card - courtyard landscaping	1,026		
		Harris Bank P-card - pool lobby TV Monitors	2,100		
		DLA Architects, Ltd August 2018 Renovations Project	23,160		
		LJ Morse Construciton Co, 20218 Gen'l Remodel #8	412,940		
		Hygieneering Inc Lead Inspections & Abatement, Auditorium	6,874		
		DLA Architects, Ltd Sept. 2018 Renovations Project 2018	7,718		
		Uline Shelving, Posts, Frames	11,979		
		LJ Morse Gen Remodeling Project #9	320,749		
		Greenhouse Megastore Shutters, Motors, Cooling Pads	3,216		
		LJ Morse Gen Remodeling Project Pmt #10 (4-22-19)	497,888		
		DLA Architechts. LTD May 2019 Renovations Project 2018	13,957		
		LJ Morse Gen Remodeling Project Pmt#11 Final	148,816		
		August 20, 2019 Bill List		August 20, 2019 Bill List	
		None		None	

**COMMUNITY HIGH SCHOOL DISTRICT 94
BOND REFERENDUM SERIES 2017 + 2018
CAPITAL IMPROVEMENTS EXPENDITURE DETAILS
YTD ENDING JUNE 30, 2019**

CAPITAL 2018 TENNIS COURT	\$54,710	CAPITAL 2019 - 2020 ADDITION-REMODELING	\$5,983,303	GRAND TOTAL	\$14,333,296
OZ Engineering, LLC Resurface Investigation	5,520	DLA Architects, Ltd Nov 2017 Begin Project	32,172		
W-T Group, LLC Survey Services	3,250	DLA Architects, Ltd Dec 2017 Begin Project	32,098		
W-T Group, LLC Survey Services	6,000	DLA Architects, Ltd Jan 2018 Begin Project	96,000		
DLA Architects, Ltd Aug 2017 Reconstruct	2,240	DLA Architects, Ltd Feb 2018 Begin Project	64,791		
DLA Architects, Ltd Sep 2017 Reconstruct	2,435	DLA Architects, Ltd Mar 2018 - FY19 Project	112,418		
DLA Architects, Ltd Oct 2017 Reconstruct	5,950	DLA Architects, Ltd Apr 2018 - FY19 Project	46,800		
DLA Architects, Ltd Nov 2017 Reconstruct	8,500	DLA Architects, Ltd May 18 - 19 Project	131,087		
DLA Architects, Ltd Jan 2018 Reconstruct	4,278	DLA Architects, LTD June Svcs 18-19 Addition	140,400		
DLA Architects, Ltd Feb 2018 Reconstruct	8,690	DLA Architects, LTD July Svcs 18-19 Addition/Remodel	188,065		
DLA Architects, Ltd Mar 2018 Reconstruct	2,237	DLA Architects, Ltd Aug 18-19 Addition/Remodel	225,829		
Midwest Sports, 9Ft Custom Windscreen	5,611	DLA Architects, Ltd 2019 Add/Remodel Proj Sep Fees	150,955		
		Pepper Const. 2019 Capital Additions/Remodel #1	27,182		
		DLA Architects, Ltd. October 2018 Services 2019 Add/Remodel	114,014		
		DLA Architects, Ltd Nov 2018 Svcs 2019 Add & Remodel	79,072		
		DLA Architects, Ltd Dec 2018 Svcs 2019 Add/Remodel	409,788		
		DLA Architects, Ltd. Jan. 2019 Svcs Add/Remodeling	58,500		
		Pepper Const. 2019 Capital Additions/Remodel #2	12,818		
		City of West Chicago Special Use & Variance	422		
		3-28-19 AJ's Custom Cabinetry and Counter Tops	1,900		
		3-29-19 Pepper Const 19/20 Additions/Renovations #3	371,916		
		4-03-19 Pepper Const 19/20 Additions/Renovations #4	321,156		
		Geocon Prof Svcs, Geotech Engineering	4,300		
		Geocon Prof Svcs, Geotech Investigation	2,300		
		Hygieneering Inc - 2019 Inspection & Design	5,453		
		Pepper Construction 19/20 Additions/Remodels #5	507,954		
		Professional Assoc. Construction Layout Apr. 2019/5-31	4,350		
		DLA Architects, LTD Addition & Remodeling Apr	10,011		
		DLA Architects, LTD Addition & Remodeling May	42,715		
		Uline Barrier Posts, Sign Frames, Storage Carts	3,108		
		GeoCon Professional Services (6-30-19)	497		
		DLA Architects, LTD June 2019 Services	18,748		
		Pepper Construction Bill #6 (pd 7-31-19)	350,075		
		Pepper Construction Bill #7 (pd 7-31-19)	2,416,409		
August 20, 2019 Bill List		August 20, 2019 Bill List		Aug 20, 2019 BL	2,245,000
YRC Freight - Windscreen Delivery cost 129.35		DLA Architects, LTD July 2019 Svcs 28,080			
		Prof Assoc. Construction Layout (and Survey) 1,800			
		Pepper Construction Bill #8 2,214,991			
				TOTAL ALL	<u>\$16,578,296</u>

Office of Human Resources – Personnel Report
08/20/19 – Board of Education Meeting

NAME	POSITION	DIVISION	EFFECTIVE DATE	FTE	ACTION
EMPLOYMENT					
Isabel Doremus	Program Assistant	Special Education	08/09/19	1.0	Approve
Dragoljub Gudovic	Program Assistant	Student Services	08/26/19	1.0	Approve
Jessica Herrera	Program Assistant	Special Education	08/09/19	1.0	Approve
Anne-Laure Justeau	Teacher	World Language	11/22/19	1.0	Approve
Paige Mishevich	Program Assistant	Special Education	08/09/19	1.0	Approve
Ian Smith	Teacher	Physical Development	08/09/19	1.0	Approve
SEPARATION OF EMPLOYMENT					
Gabriela Aguilar	Program Assistant	Special Education	08/01/19	1.0	Resignation
Peter Conrad	Deans Assistant	Deans Office	08/23/19	1.0	Resignation
Richard Mlot	Program Assistant	Special Education	08/01/19	1.0	Resignation
Jack Rustman	Teacher	Physical Development	05/29/19	1.0	Resignation
LEAVE OF ABSENCE					
Regina Pauli	Teacher	Special Education	10/31/19 – 12/20/19	1.0	Approve
Katie Schoen Stevens	Teacher	World Languages	11/22/19 – 05/22/20	1.0	Approve
COACHING/ACTIVITY SPONSORS RECOMMENDATIONS					
Tyler Belding	Head Coach	Football – Boys	08/12/19		Employment
Brigette Debs	Head Sponsor	National Honor Society	08/09/19		Employment
Drew Dresden	Assistant Coach	Tennis – Girls	08/12/19		Employment
Kellen Klapatch	Assistant Coach	Cross Country – Boys	08/12/19		Employment
Lisa Licari	Assistant Coach	Swimming – Girls	08/12/19		Employment
Troy Murray	Head Coach	Swimming – Boys	11/25/19		Employment
Michael Phillips	Assistant Coach	Basketball – Girls	11/04/19		Employment
Ian Smith	Assistant Coach	Football – Boys	08/12/19		Employment
Ian Smith	Assistant Coach	Track & Field – Girls	01/20/20		Employment
Jack Rustman	Assistant Coach	Track & Field – Boys	07/18/19		Resignation
Jack Rustman	Head Coach	Football – Boys	07/18/19		Resignation
Michael Savegnago	Assistant Coach	Track & Field – Girls	07/16/19		Resignation
Jeanine Skudlarek	Assistant Coach	Softball – Girls	08/09/19		Resignation

Office of Human Resources – Personnel Report
08/20/19 – Board of Education Meeting

Approve the following increase in Certified and Support Staff FTE

- Special Education Teacher – assign to ISS
- Program Assistant – Bilingual



Invoice

INV00587062

Remit Payment to:
Hudl
 29775 Network Place
 Chicago, IL 60673-1775
 P: 402-817-0060
 F: 866-851-7148

All other mail:
Hudl
 600 P Street, Suite 400
 Lincoln, NE 68508
 P: 402-817-0060
 F: 866-851-7148

Date 7/18/2019
 Due Date: 8/1/2019
 Invoice # INV00587062

To: West Chicago High School
 West Chicago, IL

Description	Subscription Dates	Unit Price	Row Total
Hudl AD Package	Package developed exclusively	08/01/2019 - 07/31/2020	\$8,000.00
		State Tax	\$0.00
		Total	\$8,000.00

Notes

- The package above reflects the following:**
- Football Silver Account
 - Basketball (Boys) Silver Account
 - Basketball (Girls) Silver Account
 - Volleyball (Girls) Silver Account
 - Volleyball (Boys) Silver Account
 - Soccer (Boys) Silver Account
 - Soccer (Girls) Silver Account
 - Silver Account for any additional programs
 - Hudl Play Tools (Football)

Hudl Assist for:

- Football (Unlimited Game (24hr))
- Basketball (Boys) (Unlimited Game (24hr))
- Basketball (Girls) (Unlimited Game (24hr))
- Volleyball (Boys) (Unlimited Game (24hr))
- Volleyball (Girls) (Unlimited Game (24hr))
- Soccer (Boys) (Unlimited Game (24hr))
- Soccer (Girls) (Unlimited Game (24hr))

Hardware

- Hudl Sideline - Premium (1)
- Hudl Focus (1)

Pricing may be subject to change if proration occurs or applicable taxes need to be assessed.

Dominate.

600 P Street, Suite 400 | Lincoln, NE | 68508
 P: 402-817-0060 | F: 866-851-7148 | billing@hudl.com

Field Trips, Student Travel and Optional Student Travel Prior Approval Form

Trip Name: Softball Spring Break

Trip Destination: Orlando, Florida

Trip Dates: 3/29/20 - 4/3/2019

Person/Entity Organizing, Conducting, or Sponsoring Trip: Sean Gimpert / softball

Distance Between School and Destination: 1,185

Rationale for Trip: This trip allows the team to play enough games since weather is an issue in Chicago in March. It also is a time for the team to bond together and get practice in.

All Field Trips, Student Travel, and Optional Student Travel must have the Superintendent or designee's prior approval, except that Field Trips, Student Travel, or Optional Student Travel beyond a 250-mile radius of Community High School must have the prior approval of the Board of Education.

Requests for Field Trips (regardless of the location or duration of the trip) must be submitted for approval at least fourteen (14) days prior to the date of the proposed trip.

Requests for Optional Student Travel within a 250-mile radius of Community High School must be submitted for approval not less than forty-five (45) days before the trip is scheduled to begin.

Requests for Student Travel and Optional Student Travel beyond a 250-mile radius of Community High School must be submitted for approval not less than ninety (90) days before the trip is scheduled to begin.

[Signature] 8/12/19
 Teacher Signature Date

[Signature] 8/13/19
 Division Head Signature Date

[Signature] 8-13-19
 Principal Signature Date

[Signature] 8/14/19
 Superintendent Signature Date

Softball Spring Break Trip 2020

This spring break, the softball team is planning to travel to Orlando, Florida and specifically to Disney Softball Spring Training. To understand why this destination is important, here is some background information on previous trips.

During spring break 2018, the team traveled to Vero Beach, Florida. This destination provided consistent and enjoyable weather to play in. However, the venue itself did not have enough variety of teams to play. We ended up playing one team three times.

During spring break 2019, the team traveled to Myrtle Beach, South Carolina. This venue was a significant upgrade in facilities and provided a variety of different teams across the country to play. However, the weather was very inconsistent. There were times when the team was wearing jackets and sweatshirts while we were playing. We also had to cancel a practice because the temperature was too cold.

We picked Disney because of its credibility as a long time spring break destination for other local softball teams. During March, there are usually between 20-30 schools that we could play. We also want to return to Florida to provide the best chance to play 4-5 games in consistently warm weather. This trip also provides a great opportunity for team bonding and has been a great overall experience for the players the last two years.



2020 DISNEY HIGH SCHOOL SPRING TRAINING
FEBRUARY 23 - APRIL 25, 2020
Disney Sports Travel Package Options

Disney's Pop Century Resort

1050 Century Dr., Lake Buena Vista, Florida 32830

Standard Room includes 1 Queen Bed and 1 Queen-Size Table Bed and sleeps up to 4 Guests + 1 Infant (age 2 and younger). Prices quoted below are only valid for the number of Guests and length of stay shown based on selected occupancy. Package prices do not include other costs you may choose to incur during your stay. Minimum 4 night stay required. All prices are in US dollars. Packages include accommodations, Spectator Length of Event (LOE) ticket, event transportation, selected Disney Theme Park ticket option, optional Disney Dine Plan, and Disney's Magical Express airport transportation. Self parking fees of \$15 per night per vehicle will apply and are not included in the travel package. All parking fees include applicable sales tax.

Disney Quick-Service Dining Plan Package

4-Night Disney Quick-Service Dining Plan Package: Standard Room

Occupancy	3-Day Base Ticket	3-Day Park Hopper	3-Day Park Hopper Plus	4-Day Base Ticket	4-Day Park Hopper	4-Day Park Hopper Plus	5-Day Base Ticket	5-Day Park Hopper	5-Day Park Hopper Plus
Single	\$1,470	\$1,520	\$1,537	\$1,519	\$1,569	\$1,586	\$1,571	\$1,621	\$1,638
Double	\$2,138	\$2,238	\$2,272	\$2,236	\$2,336	\$2,370	\$2,340	\$2,440	\$2,474
Triple*	\$2,806	\$2,956	\$3,007	\$2,953	\$3,103	\$3,154	\$3,109	\$3,260	\$3,311
Quad*	\$3,474	\$3,674	\$3,742	\$3,670	\$3,870	\$3,938	\$3,879	\$4,079	\$4,147

5-Night Disney Quick-Service Dining Plan Package: Standard Room

Occupancy	3-Day Base Ticket	3-Day Park Hopper	3-Day Park Hopper Plus	4-Day Base Ticket	4-Day Park Hopper	4-Day Park Hopper Plus	5-Day Base Ticket	5-Day Park Hopper	5-Day Park Hopper Plus
Single	\$1,725	\$1,775	\$1,792	\$1,774	\$1,824	\$1,841	\$1,826	\$1,876	\$1,893
Double	\$2,448	\$2,548	\$2,582	\$2,546	\$2,646	\$2,680	\$2,650	\$2,750	\$2,785
Triple*	\$3,171	\$3,321	\$3,372	\$3,318	\$3,468	\$3,519	\$3,475	\$3,625	\$3,676
Quad*	\$3,894	\$4,094	\$4,163	\$4,090	\$4,290	\$4,359	\$4,299	\$4,499	\$4,567

6-Night Disney Quick-Service Dining Plan Package: Standard Room

Occupancy	3-Day Base Ticket	3-Day Park Hopper	3-Day Park Hopper Plus	4-Day Base Ticket	4-Day Park Hopper	4-Day Park Hopper Plus	5-Day Base Ticket	5-Day Park Hopper	5-Day Park Hopper Plus
Single	\$1,980	\$2,030	\$2,047	\$2,029	\$2,079	\$2,096	\$2,081	\$2,131	\$2,148
Double	\$2,758	\$2,858	\$2,892	\$2,856	\$2,956	\$2,990	\$2,961	\$3,061	\$3,095
Triple*	\$3,536	\$3,686	\$3,738	\$3,683	\$3,833	\$3,885	\$3,840	\$3,990	\$4,041
Quad*	\$4,314	\$4,515	\$4,583	\$4,510	\$4,711	\$4,779	\$4,719	\$4,919	\$4,987

7-Night Disney Quick-Service Dining Plan Package: Standard Room

Occupancy	3-Day Base Ticket	3-Day Park Hopper	3-Day Park Hopper Plus	4-Day Base Ticket	4-Day Park Hopper	4-Day Park Hopper Plus	5-Day Base Ticket	5-Day Park Hopper	5-Day Park Hopper Plus
Single	\$2,235	\$2,285	\$2,302	\$2,284	\$2,334	\$2,351	\$2,337	\$2,387	\$2,404
Double	\$3,068	\$3,169	\$3,203	\$3,166	\$3,267	\$3,301	\$3,271	\$3,371	\$3,405
Triple*	\$3,902	\$4,052	\$4,103	\$4,049	\$4,199	\$4,250	\$4,205	\$4,355	\$4,406
Quad*	\$4,735	\$4,935	\$5,003	\$4,931	\$5,131	\$5,199	\$5,139	\$5,340	\$5,408

*Additional fees will apply if more than 2 adults (ages 18+) per room.

Price listed is total reservation cost per room based on selected occupancy. Dining plan rates are based on age 10+ and will be less for children age 3-9. Theme park tickets may be used as early as 7 days prior to the event start date. Tickets and any options purchased must be used within 14 days of first use. Tickets expire 7 days after the end of the event, regardless of first use. The number of rooms allocated for this package may be limited. Prices are subject to change at any time without notice.



EVENTS

COMPLEX

BLOG

EVENTS [More Sports](#)

[Back](#)

Disney High School Spring Training

[SHARE](#)

SHARE

OVERVIEW	PLANNING
----------	----------

OVERVIEW PLANNING



Take your high school team to the next level with Disney Spring Training at the ESPN Wide World of Sports Complex at Walt Disney World® Resort in Florida. Schools can participate in baseball, golf, softball and track & field.

[Coach's Credit and Multiple Team Incentives – Learn More](#)

Filter Content or

Registration

Team Incentives

Travel Packages

All athletes and coaches must purchase the Disney Spring Training package* to participate. and coach package includes:

- Minimum 4-night accommodations at one of the following: Disney's Pop Century Resort or Disney's Caribbean Beach Resort (based on availability).
- Minimum 3-day Disney Theme Park Ticket, which entitles you admission to one of the following theme parks for each day of the ticket:
 - Magic Kingdom® Park 143

- Epcot®
- Disney's Hollywood Studios
- Disney's Animal Kingdom® Theme Park
- Credentialed access to ESPN Wide World of Sports Complex for players and coaches.
- Roundtrip bus transportation for Disney Spring Training events to ESPN Wide World of Sports Complex for all teams staying at select Disney Resorts.
- Transportation to and from Orlando International Airport and your Disney Resorts with Disney's Magical Express.

Travel Packages start at \$649 per person (based on quad occupancy) at Disney's Pop Century Resort and \$709 per person (based on quad occupancy) at Disney's Caribbean Beach Resort.

NEW FOR 2020! Spectator packages now include length-of-event admission to ESPN Wide World of Sports Complex! Spectators traveling with your team can also take advantage of specially-priced Disney resort hotel and theme park ticket packages. Your Disney Sports Travel agent can assist with ticket upgrades, additional room nights, vehicle rentals and airfare options.

To book your Travel Package, visit the Disney Sports Event Booking Site, or for more information contact Disney Sports Travel by phone at (407) 939-7810 or email at WDW.Sports.Team.Bookings@disney.com.

**All package prices listed are per person based on a 4-person occupancy standard room. The number of rooms available at this rate are limited and advanced reservations are required. Minimum night stay required. No more than 4-persons per room. Additional fees may apply if more than 2 adults per room. Tickets are valid only on specific dates of the event and for a limited period of time before and/or after the event. Each day this ticket to any theme park constitutes one full day of use. Some activities/events may be separately priced. Age restrictions may apply for access to certain facilities. Numbers of visits depends on number of days of Disney Theme Park Tickets purchased. Ticket types and entitlements subject to change without notice. Tickets are nontransferable, nonrefundable. Parking is not included unless staying at Resort hotels of the WALT DISNEY WORLD Resort. Specially-priced packages are for participants and their spectators only. No other discounts apply. Offer is nontransferable.*

Participating Teams

Transportation

Resort Guest Airport Transportation: Disney's Magical Express

Magical Express offers the perfect game plan for a hassle free arrival to and from Orlando International Airport. This exclusive, complimentary shuttle and luggage delivery service can provide transportation for your team from Orlando International Airport to and from Walt Disney World® owned and operated resorts.

For more information about Disney's Magical Express, please contact 407-939-7810.

Event Transportation

Event transportation to and from ESPN Wide World of Sports Complex is provided at Disney's Pop Century Resort or Disney's Caribbean Beach Resort for those who purchase a travel package.

through Disney Sports Travel. All teams must provide their own transportation to and from venues not scheduled by the Disney Spring Training team.

Transportation to and from the *Walt Disney World*® Resort Golf Courses and select Disney is also available via taxi and is provided at no charge. You may request a ride at the Valet Desk from Bell Services at Resort hotels, and in the Pro Shop or from any golf operations staff member at the *Walt Disney World* Resort Golf Courses.

Events may be subject to availability, capacity limits, eligibility requirements, and may be subject to delay or cancellation for inclement weather. Disney's Magical Express motor coach transportation is to and from International Airport and your Disney Resort hotel. Event transportation is to and from your Disney Resort hotel and ESPN Wide World of Sports Complex during event activities only.

Photography

Schedule

Checklist

Complex Admission

On-Site Event Check-In

Required Documents

Rules

Disney Youth Education Series

Dining Options

EVENT AT A GLANCE

DATES

Event

February 23 to April 25, 2020

Early Registration

May 2019 to June 30, 2019: \$375

Registration

July 1 to October 15, 2019: \$650

Last-Chance Registration

October 16 to December 1, 2019:
\$1,000

Addendum to the
Intergovernmental Agreement
Cooperative Boys and Girls Swimming and Diving Teams

1. As of the 2019/2020 school year, Geneva CUSD 304 will add boys swimming and diving teams to the cooperative.
2. As of the 2019/2020 school year, Community High School District 94 will add an additional assistant swim coach due to the number of athletes participating in the programs.

**Board of Education of
Geneva Community Unit School District 304
Kane County, Illinois**

By: _____ Attest: _____
President Secretary

Dated: _____

**Board of Education of
Community High School District 94
DuPage County, Illinois**

By: _____ Attest: _____
President Secretary

Dated: _____

**Board of Education of
Batavia Public School District 101
Kane County, Illinois**

By: Cathy Dremel Attest: Debra H. H. H.
President Secretary

Dated: July 23 2019

DRAFT - MEMORANDUM OF UNDERSTANDING (MOU)

INSURANCE

This Memorandum of Understanding (“MOU”) between the Board of Education of Community High School District 94, DuPage County (“Board”), and the West Chicago High School Teachers Association, Inc. (“WCHSTA”) is effective **DATE, 2019** and shall be subject to the terms and provisions of the parties’ 2017-2021 Contractual Agreement (the “Collective Bargaining Agreement” or “CBA”). This MOU makes changes to the Group Hospital/Major-Medical Insurance Plan.

1. Amend Article 17.A.2.b to state “Members of the Bargaining Unit may only receive coverage under the Deductible PPO plan (PPO2), High-Deductible/HSA PPO plan (PPO3), the BA HMO plan (HMO2), or the BC Options PPO plan (PPO4).”
2. Amend Article 17.A.5.a to include the The BC Options PPO plan (PPO4) to have a cost structure of 80/20 (80% Board paid, 20% Employee paid) for employees hired prior to July 1, 2012 for all levels of coverage (Single, Employee + Spouse, Employee + Children, and Family).
3. Amend Article 17.A.5.b to have the following rate structure for the BC Options PPO plan (PPO4) for employees hired on or after July 1, 2012.

Single (Employee)	Board pays 80% of lowest premium insurance plan available to the Member. Member pays the remainder (same language as in 17.A.5.b.1.
Employee + Spouse	Board pays 80%, Member pays 20% of billed PPO4 rates
Employee + Children	Board pays 80%, Member pays 20% of billed PPO4 rates
Family	Board pays 80% of lowest premium insurance plan available to the Member. Member pays the remainder (same language as in 17.A.5.b.1.

4. For the Deductible PPO plan (PPO2), change the deductible to \$500 (single)/\$1,000 (family) and change Out of Pocket to \$2,000 (single)/\$4,000 (family).
5. For the Deductible PPO plan (PPO2) add an Emergency Room and Urgent Care Co-Pay of \$150 and \$75 respectively.

6. For the Deductible PPO plan (PPO2), change the Co-Pay levels for primary care and specialist office visits to \$20 (primary) and \$40 (specialist) and eliminate the 10% co-insurance for office visits.

7. For the High-Deductible/HSA PPO plan (PPO3), add an annual Board contribution to a Health Savings Account (HSA) of \$500 (single)/ \$1,000 (family).

- The board will make 24 HSA contributions of \$20.83 (Single) or \$41.67 (Family) on each regularly scheduled pay date to an HSA account established by the employee.
- Employees must be actively employed as of the pay date (15th or end of month) in order to receive the HSA contribution.
- New hires hired after July 1, will receive a pro-rated HSA contribution based on their start date and will receive the first HSA contribution on the first paycheck received.
- Employees who will not return to work the following school year for any reason and who worked on the last work day of the school year will receive the HSA contribution through their final paycheck.
- Employees who are not active at work and are eligible to participate in the District Health Insurance at the employee rate will remain eligible to receive the HSA contribution (typically FMLA or using sick days).
- Employees required to pay the full cost of health insurance due to a leave of absence are not eligible for the HSA contribution. This provision is aligned to language in Article 7.G
- If an employee changes to another Health plan, the HSA contribution will cease as of that date.
- For the six month period January 1 - June 30, 2020, the total HSA contribution will be \$250 (single) and \$500 (family). New hires hired after January 1, 2020 will receive a pro-rated HSA contribution based on their start date and will receive the first HSA contribution on the first paycheck received.

8. There will be a one time special enrollment period of November 4 - November 20, 2019 where members can elect changes to insurance to be effective January 1, 2020. Thereafter, open enrollment will revert to the April/May time frame (July 1 implementation) or as determined by the Insurance Committee.

This MOU has been duly approved by each of the parties and has been executed by authorized representatives of the WCHSTA and the Board.

BOARD OF EDUCATION OF COMMUNITY
HIGH SCHOOL DISTRICT 94, DUPAGE

WEST CHICAGO HIGH SCHOOL
TEACHERS ASSOCIATION, INC. COUNTY

BY: _____
President

BY: _____
President

Date: _____

Date: _____

DRAFT - MEMORANDUM OF UNDERSTANDING (MOU)
INSURANCE

This Memorandum of Understanding (“MOU”) between the Board of Education of Community High School District 94, DuPage County (“Board”), and the West Chicago High School Support Staff Association, Inc. (“WCHSSSA”) is effective **DATE, 2019** and shall be subject to the terms and provisions of the parties’ 2018-2022 Contractual Agreement (the “Collective Bargaining Agreement” or “CBA”). This MOU makes changes to the Group Hospital/Major-Medical Insurance Plan.

1. Amend Article 7.1 paragraph #2, sentence #1 to state “Members of the Bargaining Unit may only receive coverage under the Deductible PPO plan (PPO2), High-Deductible/HSA PPO plan (PPO3), the BA HMO plan (HMO2), or the BC Options PPO plan (PPO4).”
2. Amend Article 7.1 Chart to include the BC Options PPO plan (PPO4) to have a cost structure of 80%/20% (80% Board paid, 20% Employee paid) for all levels of coverage (Single, Employee + Spouse, Employee + Children, and Family).
3. For the Deductible PPO plan (PPO2), change the deductible to \$500 (single)/\$1,000 (family) and change Out of Pocket to \$2,000 (single)/\$4,000 (family).
4. For the Deductible PPO plan (PPO2) add an Emergency Room and Urgent Care Co-Pay of \$150 and \$75 respectively.
5. For the Deductible PPO plan (PPO2), change the Co-Pay levels for primary care and specialist office visits to \$20 (primary) and \$40 (specialist) and eliminate the 10% co-insurance for office visits.
6. For the High-Deductible/HSA PPO plan (PPO3), add an annual Board contribution to a Health Savings Account (HSA) of \$500 (single)/ \$1,000 (family).
 - The board will make 24 HSA contributions of \$20.83 (Single) or \$41.67 (Family) on each regularly scheduled pay date to an HSA account established by the employee.
 - Employees must be actively employed as of the pay date (15th or end of month) in order to receive the HSA contribution.
 - New hires hired after July 1, will receive a pro-rated HSA contribution based on their start date and will receive the first HSA contribution on the first paycheck received.

- Ten (10) month employees who will not return to work the following school year for any reason and who worked on the last work day of their individual work calendar will receive the HSA contribution through their last paycheck.
- Employees who are not active at work and are eligible to participate in the District Health Insurance at the employee rate will remain eligible to receive the HSA contribution (typically FMLA or using sick days).
- Employees required to pay the full cost of health insurance due to a leave of absence are not eligible for the HSA contribution.
- If an employee changes to another Health plan, the HSA contribution will cease as of that date.
- For the six month period January 1 - June 30, 2020, the total HSA contribution will be \$250 (single) and \$500 (family). New hires hired after January 1, 2020 will receive a pro-rated HSA contribution based on their start date and will receive the first HSA contribution on the first paycheck received.

7. There will be a one time special enrollment period of November 4 - November 20, 2019 where members can elect changes to insurance to be effective January 1, 2020. Thereafter, open enrollment will revert to the April/May time frame (July 1 implementation) or as determined by the Insurance Committee.

This MOU has been duly approved by each of the parties and has been executed by authorized representatives of the WCHSTA and the Board.

BOARD OF EDUCATION OF COMMUNITY
HIGH SCHOOL DISTRICT 94, DUPAGE
COUNTY

WEST CHICAGO HIGH SCHOOL
SUPPORT STAFF ASSOCIATION, INC.

BY: _____
President

BY: _____
President

Date: _____

Date: _____