

**REGULAR BOARD OF EDUCATION MEETING
COMMUNITY HIGH SCHOOL DISTRICT 94
September 17, 2019 - 7:00 PM**

**DISTRICT ADMINISTRATIVE CENTER
326 JOLIET STREET
WEST CHICAGO, IL 60185**

A G E N D A

OPENING ACTIVITIES

1. Call to Order
2. Salute to the Flag
3. Reading of the Mission Statement:
"Community High School strives to promote and provide growth experiences in Learning, Leadership and Living."
Lynn Casey-Maher
4. Roll Call
5. Additions to the Agenda - (Voice Vote)

PUBLIC HEARING ON PROPOSED 2019-2020 BUDGET

1. Overview of Proposed 2019-20 Budget 5
2. Public Comment on Proposed 2019-20 Budget
3. Board Discussion of Public Input
4. Adjournment of Public Hearing of Proposed Balanced 2019-20 Budget
 - a. RECOMMENDED MOTION: That the Board of Education adjourn the Public Hearing portion of the Board of Education meeting at _____ p.m.
5. Fiscal Year Budget 2019-20 - (Roll Call)
 - a. RECOMMENDED MOTION: That the Board of Education adopt the budget for the 2019-20 school year as presented at the Public Hearing conducted on September 17, 2019; sign the applicable School District Budget Form; and authorize submission of the Chief Fiscal Officer's Certificate of Estimated Revenue.

PUBLIC PARTICIPATION

ADMINISTRATIVE REPORTS AND INFORMATION

1. Superintendent's Report
Moses Cheng
 - a. FOIA's 83
2. Director of Business Services Report
Dan Oberg
3. Director of Human Resources Report
Cheryl Moore
 - a. Administrator & Teacher Salary & Benefits Report 85
4. Principal's Report
Will Dwyer

- a. Parent-Teacher Advisory Committee
- 5. Committee and Representative Reports
 - a. Communications - August 20, 2019 95
 - 1. RECOMMENDED MOTION: That the Communications Committee approve the minutes of the meeting listed above.
 - b. Education
 - c. Facilities
 - d. Facility & Finance
 - e. Finance - August 29, 2019 97
 - 1. RECOMMENDED MOTION: That the Finance Committee approve the minutes of the meeting listed above.
 - f. Human Resources
 - g. Policy
 - h. SASSED
 - i. Other
- 6. Committee Assignments
- 7. Future Dates
 - a. Regular Board of Education Meeting - October 15, 2019
 - b. IASB DuPage Division Meeting - October 30, 2019 - The Carlisle, Lombard, IL
 - c. Regular Board of Education Meeting - November 19, 2019
- 8. Open Comment - Board Members
Board Members
- 9. Future Issues

CONSENT AGENDA (Roll Call)

- 1. Items Removed from Consent Agenda for Separate Action
-
-

- 2. Consent Agenda Action for All Items Except Those Listed in 1. Above
 - a. RECOMMENDED MOTION: That the Board approve all items on the Consent Agenda which have not been specifically removed for separate actions as shown on line 1. immediately above.

CONSENT AGENDA ITEMS - RECOMMENDED ACTION:

- 1. Approval of Minutes
 - a. Regular Board of Education Meeting - August 20, 2019 100
 - b. Special Board of Education Meeting - August 29, 2019 107
 - c. Closed Session Special Board of Education Meeting - August 29, 2019 - At Table
 - 1. RECOMMENDED MOTION: That the Board of Education approve the minutes of the meetings listed above.
- 2. Acceptance of Minutes
 - a. Communications Committee Meeting - August 20, 2019
 - b. Finance Committee Meeting - August 29, 2019
 - 1. RECOMMENDED MOTION: That the Board of Education accept the minutes of the meeting(s) as listed above.
- 3. Approval of Financials

a. Approve Current Expenditures	109
b. Imprest Fund Statement	135
c. Treasurer's Report	138
d. Statement of Position/Financial Report	139
e. Statement of Revenue/Expenditures YTD Ending August 30, 2019	140
f. 3-Year Budget/Actual Report	141
g. Grant Reports	143
h. Petty Cash Fund Report	145
i. Student Activity Account Fund Balance	146
j. New Vendors Monthly Report	149
k. Quarterly Financial Reports	150
l. Referendum Revenue and Expenditure Report	
m. Board Expenses	

There were no Board expenditures this month.

1. RECOMMENDED MOTION: That the Board of Education approve the expenditures from August 15, 2019 to September 12, 2019 and accept the financial reports.

4. Personnel Report - (Roll Call) 155

The Personnel Report consists of:

The employment of four individuals, separation of employment of two individuals, leave of absence of one individual and employment of two coaches.

a. RECOMMENDED MOTION: That the Board of Education approve the Personnel Report as attached to include Employment, Resignation, Retirement and Leave of Absence of Certified, Classified and Non-Union Staff.

OLD BUSINESS:

NEW BUSINESS:

1. Separation of Employment - (Roll Call)

a. RECOMMENDED MOTION: That the Board of Education accept the following:

1. The retirement of Alfonso Rivera, Custodian/Building Operations, effective September 18, 2020.
2. The resignation of Andre Rosado, Program Assistant/Student Resource Center, effective September 13, 2019.

2. Alton Industries Intergovernmental Agreement - (Roll Call) 159

An intergovernmental agreement is being brought to the board for approval between the local taxing entities including the City of West Chicago, the DuPage Airport Authority, the West Chicago: Library District, Fire Protection District, Elementary School District 33, and Community High School District 94 and Alton Industries regarding a Property Tax Abatement.

a. RECOMMENDED MOTION: That the Board of Education approve the Intergovernmental Agreement providing a property tax abatement to Alton Industries for the development of the noted property.

EXECUTIVE SESSION - only if needed and with the understanding that possible action could be taken on matters discussed in closed session.

RECOMMENDED MOTION TO MOVE TO CLOSED SESSION: That the Board of

Education hold a Closed Session at [Time] for the purpose(s) of [1 - 15 below].

1. The appointment, employment, compensation, discipline, performance or dismissal of specific employees.
2. Collective negotiating matters.
3. The selection of a person to fill a public office.
4. Evidence or testimony presented in open hearing, or in closed hearing, where specifically authorized by law, to a quasi-adjudicative body.
5. The purchase or lease of real property.
6. The setting of a price for sale or lease of property.
7. The sale or purchase of securities, investments, or investment contracts.
8. Emergency security procedures.
9. Student discipline.
10. The placement of individual students in special education programs.
11. Litigation has been filed and is pending before a court or administrative tribunal.
12. Establishment of reserves or settlement of claims as provided by local government and governmental employees Tort Immunity Act.
13. Self-evaluation.
14. Discussion of minutes of meetings lawfully closed under Open Meetings Act (P.A. 88-621, effective 1-1-95).
15. Considering meetings between internal or external auditors and governmental audit committees, finance committees, and their equivalents, when the discussion involves internal control weaknesses, identification of potential fraud risk areas, known or suspected frauds, and fraud interviews conducted in accordance with generally accepted auditing standards of the United States of America.

RECOMMENDED MOTION TO MOVE TO OPEN SESSION:

That the Board of Education return to Open Session at [Time].

ACTION AFTER RETURN TO OPEN SESSION:

ADJOURNMENT

RECOMMENDED MOTION: That the Board of Education meeting be adjourned at [Time].



July 1, 2019 - June 30, 2020

Final Budget

September 17, 2019



**Community High School District 94
Fiscal Year 2020 Budget Report**

Table of Contents

Section I - Introductory Section

- Executive Summary
- Listing of Board Members
- Listing of Administrators

Section II - Financial Section

- Summary of All Funds (minus Capital Projects and Debt Service)
Fiscal Year 2020 Anticipated Revenues and Expenditures
- Operating Fund Summary
 - Historical Summary of Revenue and Expenditures
 - Historical Summary of Fund Balance
 - Individual Fund Balance Summary
- Education Fund
 - Historical Summary of Revenue, Expenditures and Fund Balance
 - Historical Detail of Revenue and Expenditures
- Operations and Maintenance Fund
 - Historical Summary of Revenue, Expenditures and Fund Balance
 - Historical Detail of Revenue and Expenditures
- Debt Service Fund
 - Historical Summary of Revenue, Expenditures and Fund Balance
 - Historical Detail of Revenue and Expenditures



**Community High School District 94
Fiscal Year 2020 Budget Report**

- Transportation Fund
 - Historical Summary of Revenue, Expenditures and Fund Balance
 - Historical Detail of Revenue and Expenditures
- IMRF/Social Security Fund
 - Historical Summary of Revenue, Expenditures and Fund Balance
 - Historical Detail of Revenue and Expenditures
- Capital Projects Fund
 - Historical Summary of Revenue, Expenditures and Fund Balance
 - Historical Detail of Revenue and Expenditures
- Working Cash Fund
 - Historical Summary of Revenue and Expenditures
 - Historical Detail of Revenue and Expenditures
- Tort Immunity Fund
 - Historical Summary of Revenue, Expenditures and Fund Balance
 - Historical Detail of Revenue and Expenditures



**Community High School District 94
Fiscal Year 2020 Budget Report**

Section I



**Community High School District 94
Fiscal Year 2020 Budget Report**

September 17, 2019

President and Members of the Board of Education
Community High School District 94
West Chicago, IL 60185

Dear Members of the Board of Education:

I am pleased to present the Budget for the Fiscal Year 2019-2020 financial plan for Community High School District 94. This document was created with the assumption that the district has complete responsibility for the preparation and modification of its annual budget and is solely accountable for its fiscal matters, including surpluses and deficits, and assignments of management. This document has been prepared to communicate a comprehensive review of the district's financial plan and the result of operations to the Members of the Board of Education, local citizens, and other constituents. The prudent actions of the School Board, Administration, and Staff have positioned the district well to be able to maintain the continuation of successful programs and to pursue the attainment of district-wide goals. The 2019-2020 Budget is subject to be adopted according to the provisions of Board Policy 4:10. This is a balanced budget. Excluding the Capital Projects Fund and Debt Service Fund, estimated revenues of \$33,245,189 is planned to exceed expenditures of \$33,136,516, for a surplus of \$108,673.

Budget Process

The process of projecting the budgeting needs of the district is a continual process that is updated as information changes and is reflected in the district's financial projections. The process of developing the operating line-by-line budget of the district for the fiscal year 2019-2020 is a collaborative exercise, which allows the district to arrive at a detailed revenue and expenditure plan for operations for the fiscal year beginning on July 1, 2019.



**Community High School District 94
Fiscal Year 2020 Budget Report**

A zero-based budgeting process has been implemented in collaboration with the principal and department heads. The zero-based budgeting process helps the business office manage the monthly financial reporting and the annual budget in a more effective way. A positive outcome for this process includes the efficiency of allocation of resources, as it is based on needs and benefits, and the increase of department collaboration as it gives them more initiative and responsibility in the decision-making process.

Budgetary controls are maintained at line item levels and are built into administrative departments' responsibilities. All actual activity is compared to the budget and reported to the district's management and the Board of Education in the form of monthly Treasurer Reports. Any extraordinary variance concerns are addressed and disclosed in full detail.

Governmental Fund Summary

The budgeted revenues and expenditures by funds are summarized below. The district is projected to end the fiscal year end with \$15.5 million in operating fund reserves. The ending operating fund balance is forecasted to be 46.87% of operating expenditures, or approximately 6 months worth of savings. Recent referendum planning included the use of already established fund balance to help offset the cost of certain projects, making the current fund balance appropriate.

	Estimated Beginning Balance	Revenue	Expenditure	Excess (Deficit)	Ending Balance
Education	11,277,133.80	26,459,799.18	26,455,895.86	3,903.31	11,281,037.11
Operations and Maintenance	2,676,647.21	3,622,675.00	3,583,147.38	39,527.62	2,716,174.83
Transportation	689,423.38	1,944,457.26	1,935,988.83	8,468.43	697,891.81
Municipal Retirement	567,493.02	957,322.00	901,254.45	56,067.55	623,560.57
Tort	211,343.74	260,936.00	260,230.00	706.00	212,049.74
	15,422,041.15	33,245,189.44	33,136,516.53	108,672.91	15,530,714.06



Community High School District 94 Fiscal Year 2020 Budget Report

Description of Governmental Funds

- Education Fund – is used primarily for the delivery of educational programs to the students. Property taxes are the primary source of revenues but federal and state grants, as well as local fee revenues, also provide additional revenue.
- Operations and Maintenance Fund – is used for expenditures made for operations, repair, and maintenance of the district's building and land. Revenue consists primarily of local property taxes.
- Debt Service Fund – is used for the accumulation of resources for, and the payment of, general long-term debt principal, interest, and related costs. The primary revenue source is local property taxes levied specifically for debt services.
- Transportation Fund – is used to account for all revenues and expenditures made for student transportation. Revenues are derived primarily from local property taxes and state reimbursement grants.
- Municipal Retirement/Social Security Fund – is used to account for the district's portion of pension contributions to the Illinois Municipal Retirement Fund, payments to Medicare, and payments to the Social Security System primary for non certified employees. Revenue to finance these contributions is derived primarily from local property taxes and personal property replacement taxes.
- Working Cash Fund – is used to account for financial resources held by the district which is available for inter-fund loans or transfers to other funds.
- Tort Immunity and Judgment Fund – is used to account for revenues and expenditures related primarily to liability insurance. Revenue consists primarily of local property taxes.
- Capital Projects Fund – is used to account for non-life safety capital expenditures. Revenue comes from transfers of other funds and interest earnings.



Community High School District 94 Fiscal Year 2020 Budget Report

District Background, Mission, and Core Values

The Board of Education of Community High School District 94, DuPage County, Illinois, provides educational instruction to approximately 2,100 students residing in the communities of Carol Stream, West Chicago, Wheaton, Warrenville and Winfield. The District's operations are funded primarily through local property taxes and state revenues. The District operates under guidelines and restrictions set forth in the School Code of Illinois and various federal statutes.

West Chicago Community High School is a diverse, comprehensive high school located in the suburb of West Chicago. Seventy-six percent (76%) of the faculty members hold advanced degrees and several have received National Board Certification, authored textbooks, presented at national conferences, and have been recognized for their excellence by their respective organizations.

Students of West Chicago Community High School enjoy the opportunity to create rigorous, preparatory course schedules by choosing from over 200 courses. These courses include over 30 that are college credit bearing due to their challenging curriculum. In addition to participating in the academics, West Chicago Community High School boasts over 60 clubs and athletics programs for students to participate in. Students can choose to compete athletically in a conference that provides numerous competitive experiences or tap into their creative side by participating in fine arts programs such as our award winning drama program or explore other interests by participating in any one of the 35 student clubs.

West Chicago Community High School has also been recognized for the following awards: College Board AP Honor Roll, Personal Finance State Champions, Civic Mission Whole School Model, National Democracy School, and Skills U.S.A. Champions. All of these aspects together create a dynamic and nurturing school environment at West Chicago Community High School through which students can become lifelong learners and responsible members of society.



Community High School District 94 Fiscal Year 2020 Budget Report

Mission Statement

Community High School District 94 strives to promote and provide growth experiences in LEARNING, LEADERSHIP and LIVING.

Core Values

Community High School District 94 expands on the above mission statement with our core values.

Learning

- Challenge Through Programs
- Hold High Expectations
- Structure Student Options

Leadership

- Contribute to the Common Good of School & Community
- Help Students Participate
- Seek Self-Discipline

Living

- Cultivate Diversity
- Honor Others
- Stress Responsible Student Choices

Budget Process (for FY21 budget)

- January Board Meeting
 - Board authorizes Administration to build a new budget
- January - April
 - Administration works with principals and administrators to build a preliminary budget, which is discussed with the Board during this time for input and comments.
- May Board Meeting
 - Preliminary Budget is presented to the Board for discussion and review.
- June Board Meeting
 - Tentative Budget – Board authorizes Administration to display the Tentative Budget for public viewing for a minimum of 30 days before a Public Hearing on the Budget and before acting on its final adoption



Community High School District 94 Fiscal Year 2020 Budget Report

(budget is subject to changes through this period). Board also authorizes Administration to publish the Tentative Budget in a local newspaper.

- July
 - Tentative Budget is published in the local newspaper and the Tentative Budget is displayed for public viewing.
- August Board Meeting
 - The School Budget Cover Form and the Certification are signed by the Board Members, the Board of Education Secretary and the Treasurer. The Public Hearing on Tentative Budget is presented at the Regular Board Meeting. Final Budget is adopted during the Regular Board Meeting.
- September
 - Adopted Budget is sent to the State of Illinois Board of Education electronically and mailed to the DuPage County Regional Superintendent of Schools and the County Clerk within 30 days of adoption.
 - Adopted Budget is placed on the School District's official website.

Community High School District 94 Board of Education

Renee Yackey - President

Lauren Scanlan - Vice President

Lynn Casey-Maher - Secretary

Bob Brown - Member

Dean Klapatch - Member

Gary Saake - Member

Rich Nagel - Member

Schedules and Minutes of Board of Education meetings are available at www.d94.org.

The Public is welcome to attend.



Community High School District 94 Fiscal Year 2020 Budget Report

Administrative Staff

Dr. Moses Cheng, Superintendent
Dan Oberg, Director of Business Services
Cheryl Moore, Director of Human Resources
Dr. Will Dwyer, Principal
Pete Martino, Assistant Principal
Allister Scott, Assistant Principal
Dave Pater, Athletic Director
Gordon Cole, Director of Building Operations
Antonio Del Real, Dean of Students
Jenna Windt, Dean of Students
Leslie Springer, Director of Special Education
Veronica Winton, Director of English Language Learners
Len Egan, Director of Student Services
Robert Schmidt, Director of Technology

Acknowledgments

The preparation of this report could not have been accomplished without the efficient and dedicated services of the entire staff of the Business Office. We want to express our appreciation to them for their assistance.

We also wish to thank the members of the Board for their interest and support in planning and conducting the financial operations of the School System in a responsible and progressive manner.

Summary

The proposed budget reflects the mission of Community High School District 94 to provide educational services to the students of West Chicago, Winfield and Carol Stream; to the end that the attainments of their goals as members of society are enhanced. The expectation of moderate inflation, improvement of educational services and continued improvement of facilities, place challenges upon the budget to maintain control of appropriations within the limits of available resources.



**Community High School District 94
Fiscal Year 2020 Budget Report**

The proposed budget is a prudent plan that balances the many needs of District 94's students within the economic realities of the community. The members of the Board of Education have provided outstanding support for the educational services of the district and the budget reflects the commitment of the Board and the Community for quality educational programs.

Respectfully submitted,

Dr. Moses Cheng
Superintendent

Dan Oberg
Director of Business Services



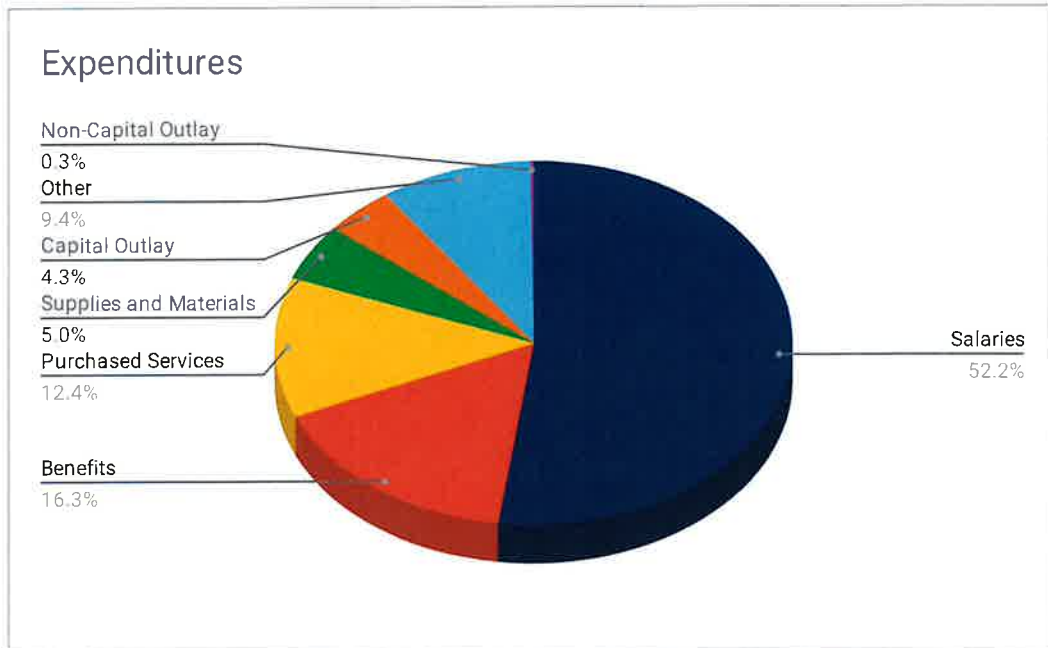
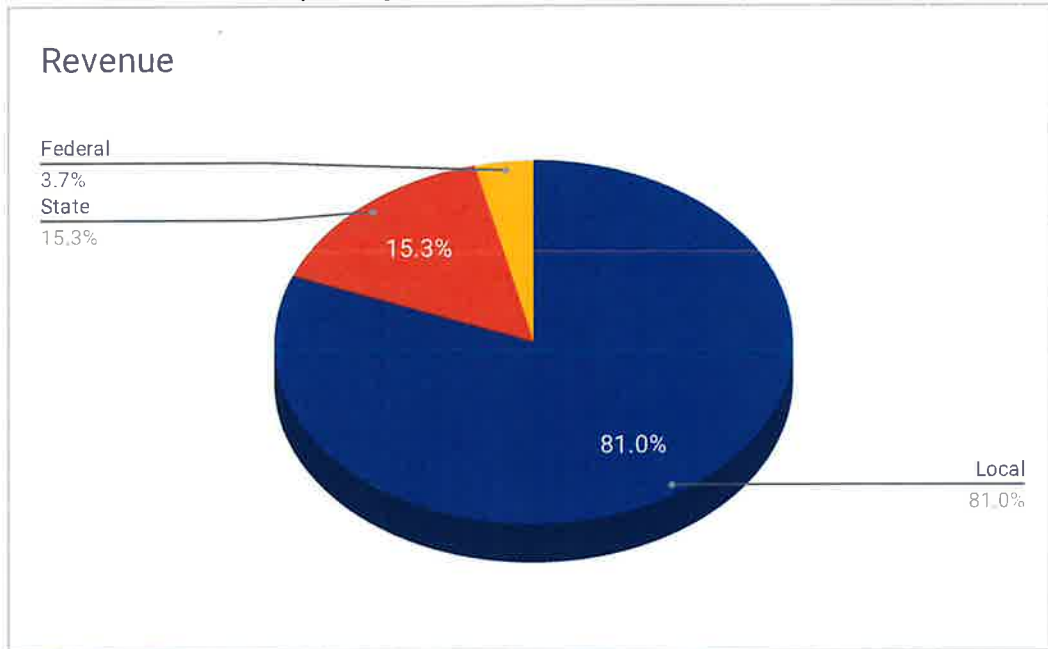
**Community High School District 94
Fiscal Year 2020 Budget Report**

SECTION II

**Community High School District 94
Fiscal Year 2020 Tentative Budget
All Funds Revenue and Expenditure Summary**

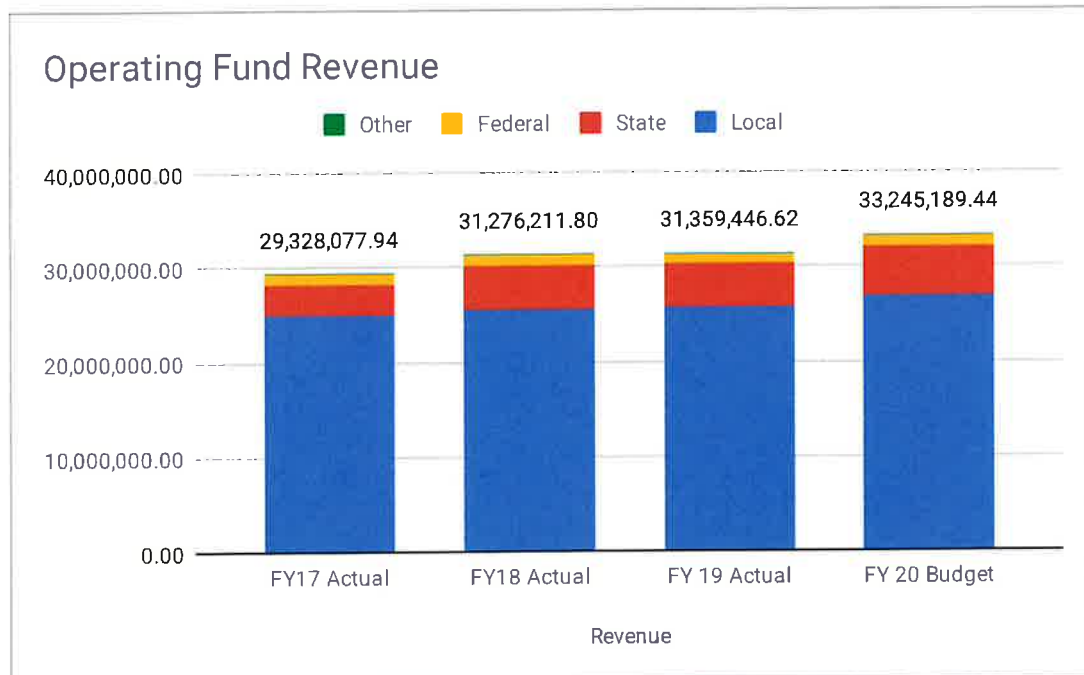
	Revenue		Expenditures
Local	26,942,641.27	Salaries	17,311,634.16
State	5,078,636.16	Benefits	5,387,372.85
Federal	<u>1,223,912.00</u>	Purchased Services	4,117,431.94
	33,245,189.43	Supplies and Materials	1,666,797.57
		Capital Outlay	1,438,180.00
		Other	3,126,100.00
		Non-Capital Outlay	<u>89,000.00</u>
			33,136,516.53

Does not include Capital Projects Fund or Debt Service Fund



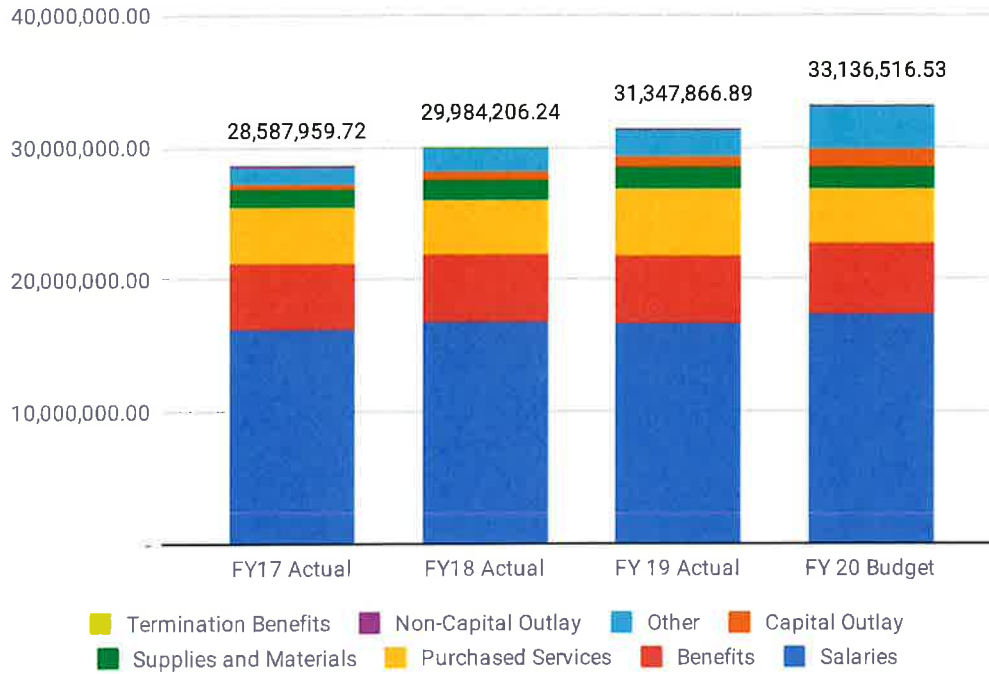
Community High School District 94
Fiscal Year 2020 Tentative Budget
Operating Funds Summary (10, 20, 40, 50/51, 80)

Revenue	FY17 Actual	FY18 Actual	FY 19 Actual	FY 20 Budget
Local	25,034,631.83	25,624,653.36	25,714,984.91	26,927,641.28
State	3,267,632.71	4,635,297.11	4,649,708.80	5,078,636.16
Federal	1,021,163.92	1,004,876.74	976,003.36	1,223,912.00
Other	4,649.48	11,384.59	18,749.55	15,000.00
	29,328,077.94	31,276,211.80	31,359,446.62	33,245,189.44
Expenses	FY17 Actual	FY18 Actual	FY 19 Actual	FY 20 Budget
Salaries	16,259,531.84	16,790,462.61	16,713,437.90	17,311,634.16
Benefits	4,933,634.89	5,140,777.15	5,107,081.69	5,387,372.85
Purchased Services	4,234,654.41	4,089,529.37	5,086,081.99	4,117,431.94
Supplies and Materials	1,389,899.28	1,567,986.17	1,605,849.35	1,666,797.57
Capital Outlay	450,357.31	656,273.32	855,776.85	1,438,180.00
Other	1,248,175.74	1,709,500.30	1,927,442.94	3,126,100.00
Non-Capital Outlay	65,406.25	29,167.32	50,996.17	89,000.00
Termination Benefits	6,300.00	510.00	1,200.00	-
	28,587,959.72	29,984,206.24	31,347,866.89	33,136,516.53
	FY17 Actual	FY18 Actual	FY 19 Actual	FY 20 Budget
Beginning Fund Balance	13,378,337.64	14,118,455.86	15,410,461.42	15,422,041.15
Net	740,118.22	1,292,005.56	11,579.73	108,672.91
Ending Fund Balance	14,118,455.86	15,410,461.42	15,422,041.15	15,530,714.06
Fund Balance as a % of Exp	49.39%	51.40%	49.20%	46.87%

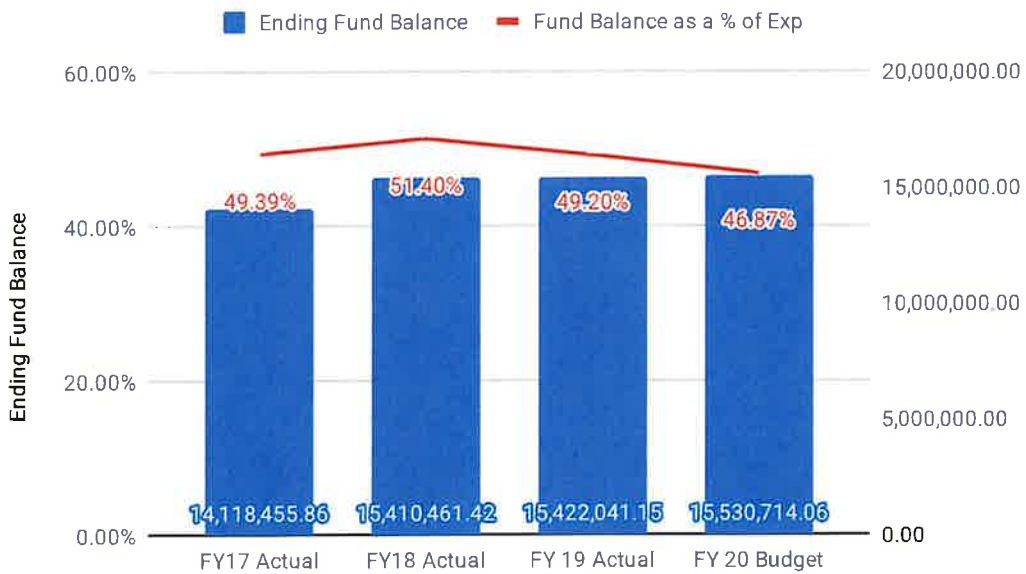


**Community High School District 94
Fiscal Year 2020 Tentative Budget
Operating Funds Summary (10, 20, 40, 50/51, 80)**

Operating Fund Expenditures

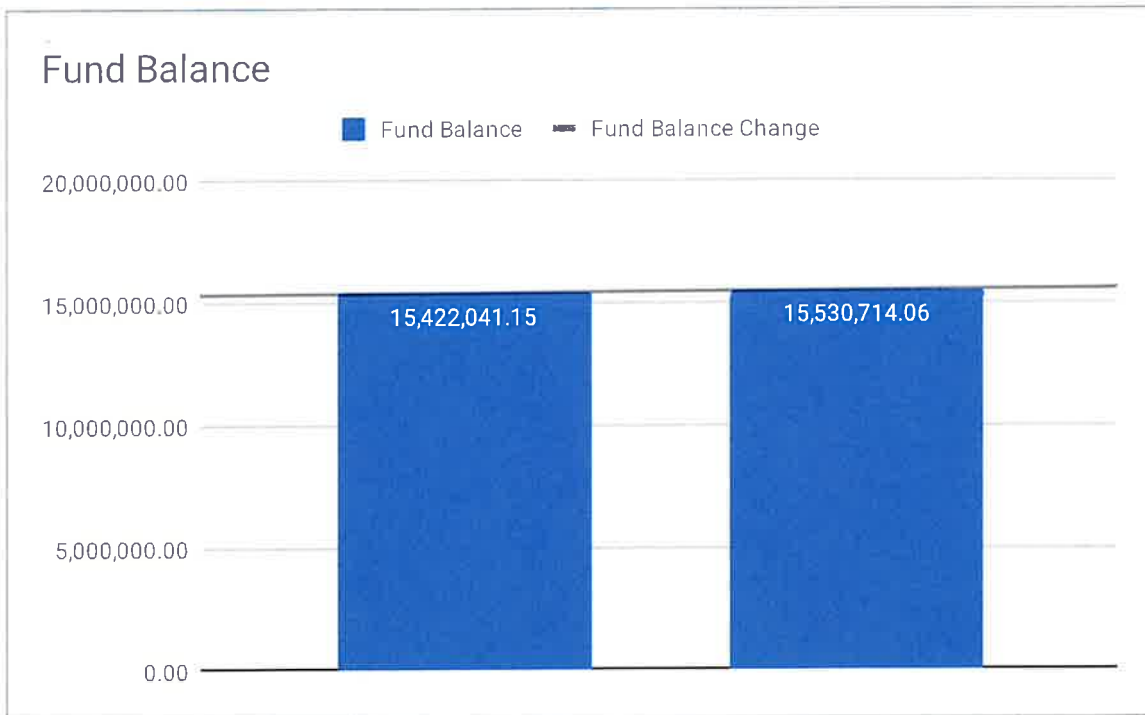


Operating Fund Ending Fund Balance



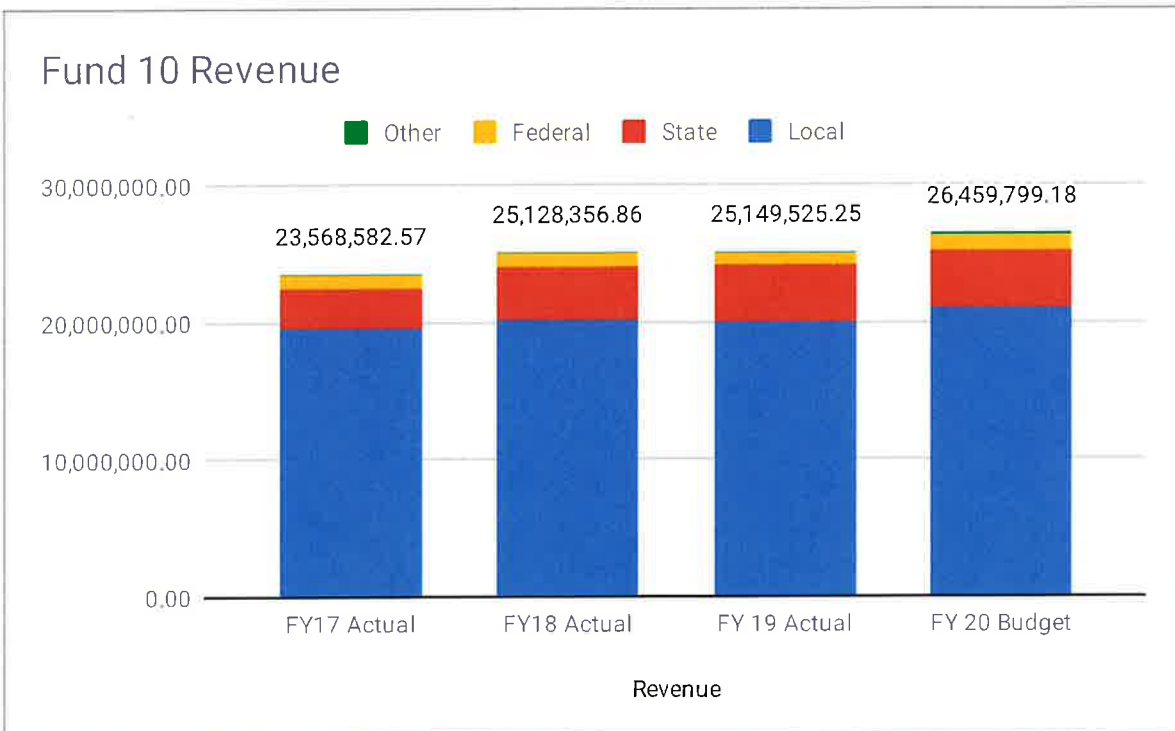
**Community High School District 94
Fiscal Year 2020 Tentative Budget
Operating Funds Summary (10, 20, 40, 50/51, 80)**

	Estimated Beginning Balance	Revenue	Expenditure	Excess (Deficit)	Ending Balance
Education	11,277,133.80	26,459,799.18	26,455,895.86	3,903.31	11,281,037.11
Operations and Maintenance	2,676,647.21	3,622,675.00	3,583,147.38	39,527.62	2,716,174.83
Transportation	689,423.38	1,944,457.26	1,935,988.83	8,468.43	697,891.81
Municipal Retirement	567,493.02	957,322.00	901,254.45	56,067.55	623,560.57
Tort	211,343.74	260,936.00	260,230.00	706.00	212,049.74
Fund Balance	<u>15,422,041.15</u>	<u>33,245,189.44</u>	<u>33,136,516.53</u>	<u>108,672.91</u>	<u>15,530,714.06</u>



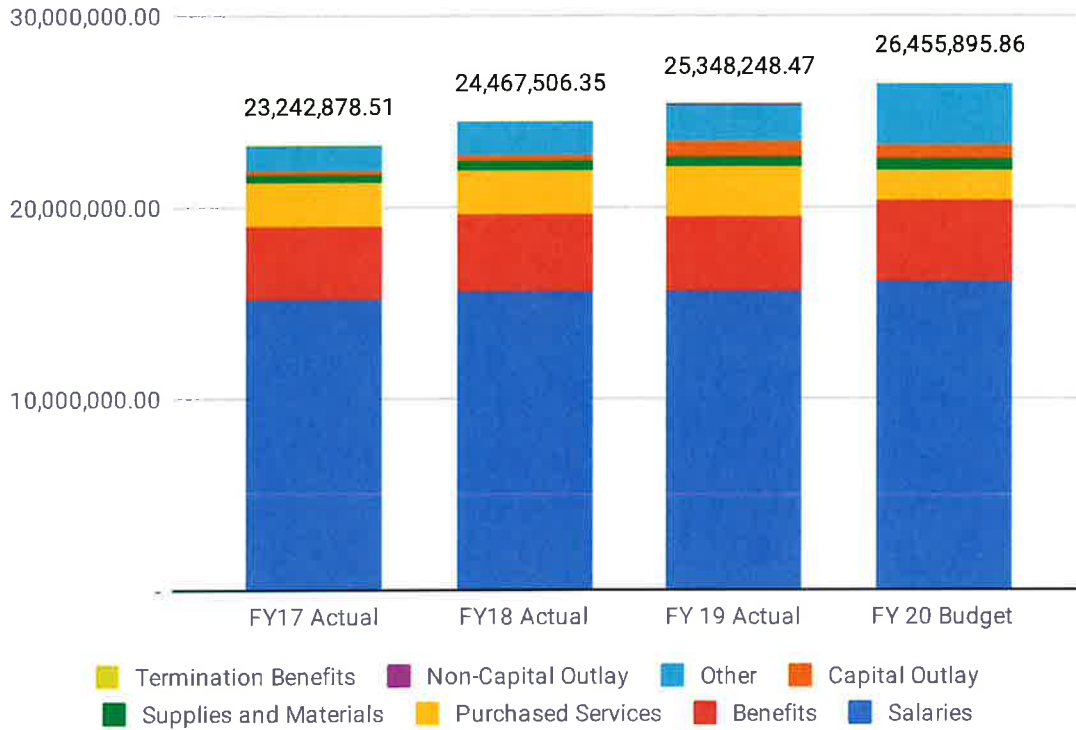
**Community High School District 94
Fiscal Year 2020 Tentative Budget
Education Fund**

Revenue	FY17 Actual	FY18 Actual	FY 19 Actual	FY 20 Budget
Local	19,676,439.01	20,186,089.04	20,075,439.97	21,049,390.28
State	2,866,330.16	3,926,006.49	4,079,332.37	4,171,496.90
Federal	1,021,163.92	1,004,876.74	976,003.36	1,223,912.00
Other	4,649.48	11,384.59	18,749.55	15,000.00
	23,568,582.57	25,128,356.86	25,149,525.25	26,459,799.18
Expenses	FY17 Actual	FY18 Actual	FY 19 Actual	FY 20 Budget
Salaries	15,210,194.21	15,609,694.84	15,545,101.06	16,096,458.97
Benefits	3,750,090.43	3,957,443.88	3,968,950.05	4,208,606.21
Purchased Services	2,287,944.96	2,271,525.14	2,587,032.63	1,570,253.11
Supplies and Materials	459,039.36	566,597.98	524,014.07	612,297.57
Capital Outlay	225,065.73	334,044.27	760,093.85	768,180.00
Other	1,247,688.62	1,703,209.73	1,927,442.94	3,126,100.00
Non-Capital Outlay	56,555.20	24,480.51	34,413.87	74,000.00
Termination Benefits	6,300.00	510.00	1,200.00	-
	23,242,878.51	24,467,506.35	25,348,248.47	26,455,895.86
Beginning Fund Balance	FY17 Actual	FY18 Actual	FY 19 Actual	FY 20 Budget
Net	10,489,302.45	10,815,006.51	11,475,857.02	11,277,133.80
	325,704.06	660,850.51	(198,723.22)	3,903.31
Ending Fund Balance	10,815,006.51	11,475,857.02	11,277,133.80	11,281,037.11
Fund Balance as a % of Exp	46.53%	46.90%	44.49%	42.64%

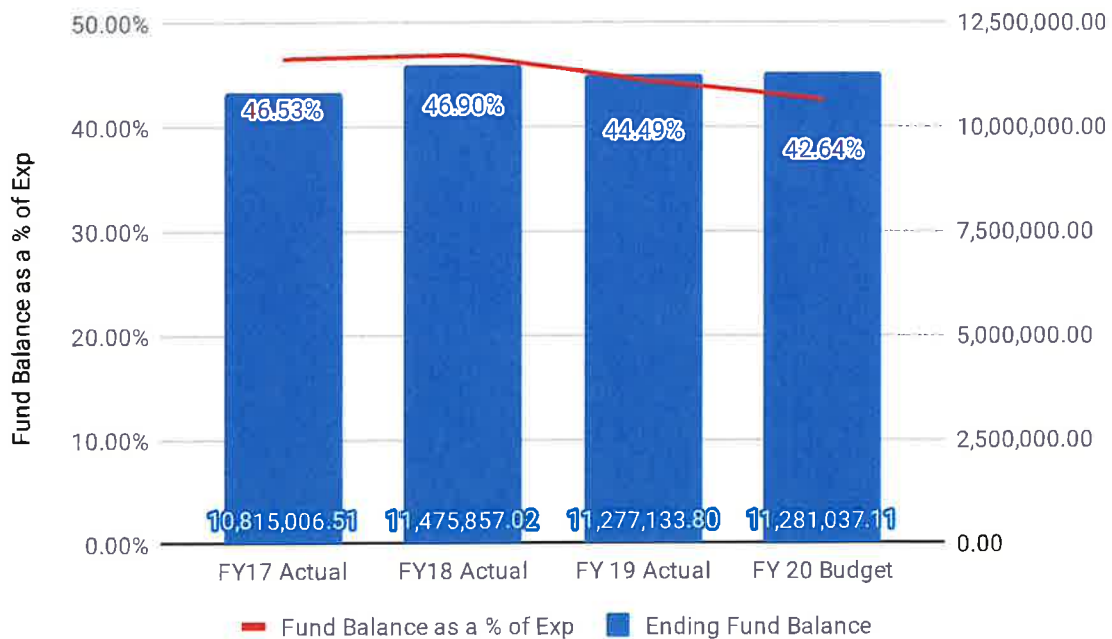


**Community High School District 94
Fiscal Year 2020 Tentative Budget
Education Fund**

Fund 10 Expenditures



Fund Balance as a % of Exp



**Community High School District 94
Fiscal Year 2020 Tentative Budget
Education Fund Revenue**

Account Numbers	Account Description	2016-17		2017-18		2018-19		2018-19		FY19-20		Against Actual Activity		Against PY budget	
		FY Actual		FY Actual	Revised Budget	FY Actual		FY Actual	Tentative Budget						
10R000 1111 0000 00 000000	CURRENT LEVY (ADVANCED)	8,967,575.55		9,480,505.27	9,410,469.00	9,268,760.18		9,483,251.00		214,490.82	2.31%	72,782.00	0.77%		
10R000 1112 0000 00 000000	1ST PRIOR YEAR LEVY (CURRENT)	8,804,257.78		8,738,072.50	8,750,000.00	8,706,557.12		9,356,105.00		649,547.88	7.46%	606,105.00	6.93%		
10R000 1113 0000 00 000000	OTHER PRIOR YEARS' LEVY (BACK)	337.76		2,238.13	5,000.00	412.47		2,500.00		2,087.53	506.10%	(2,500.00)	-50.00%		
10R000 1141 0000 00 000000	CURRENT YEAR LEVY (ADVANCED)	116,920.29		124,289.21	117,555.00	122,260.90		124,324.00		2,063.10	1.69%	6,769.00	5.76%		
10R000 1142 0000 00 000000	1ST PRIOR YEAR LEVY (CURRENT)	114,189.57		113,927.99	119,000.00	114,142.77		123,412.00		9,269.23	8.12%	4,412.00	3.71%		
10R000 1143 0000 00 000000	OTHER PRIOR YEARS' LEVY (BACK)	4.37		28.9	100	5.35		100.00		94.65	1769.16%	-	0.00%		
10R000 1210 0000 00 000000	MOBILE HOME PRIVILEGE TAX	1,256.19		1,854.84	1,750.00	1,930.77		1,900.00		(30.77)	-1.59%	150.00	8.57%		
10R000 1230 0000 00 000000	CORP PERSONAL PROP REPLACEMENT	518,049.26		432,997.51	493,419.00	495,363.18		651,955.00		156,591.82	31.61%	158,536.00	32.13%		
10R000 1510 0000 00 000000	INTEREST ON INVESTMENTS	66,500.62		152,927.11	148,000.00	272,858.22		270,000.00		-2,858.22	-1.05%	122,000.00	82.43%		
10R000 1711 0000 00 010000	ATHLETIC GATE RECEIPTS	20,920.75		16,820.50	20,000.00	16,605.85		20,000.00		3,394.15	20.44%	0.00	0.00%		
10R000 1711 0000 00 030000	ATHLETICS SEASON PASS - ADULT	0		0	400	0		0.00		0.00	#DIV/0!	-400.00	-100.00%		
10R000 1711 0000 00 040000	ATHLETICS SEASON PASS - FAMILY	4,150.00		4,150.00	5,000.00	3,950.00		5,000.00		1,050.00	26.58%	0.00	0.00%		
10R000 1711 0000 00 050000	ATHLETICS TOURNAMENT RECEIPTS	31,063.50		16,013.00	30,000.00	17,053.85		25,000.00		7,946.15	46.59%	-5,000.00	-16.67%		
10R000 1719 0000 00 010000	ADMISSIONS - OTHER - DRAMA	11,320.05		12,527.06	10,000.00	12,608.88		15,000.00		2,391.12	18.96%	5,000.00	50.00%		
10R000 1720 0000 00 010000	STUDENT FEES INSURANCE	-100		0	0	0		0.00		0.00	#DIV/0!	0.00	#DIV/0!		
10R000 1720 0000 00 020000	STUDENT FEES I.D.	6,140.22		6,482.80	5,500.00	6,263.94		6,000.00		-263.94	-4.21%	500.00	9.09%		
10R000 1720 0000 00 030000	STUDENT FEES DRIVER ED	52,279.51		44,713.25	44,000.00	53,889.10		50,293.95		-3,595.15	-6.67%	6,293.95	14.30%		
10R000 1720 0000 00 050000	STUDENT FEES PARKING	33,579.00		29,975.00	30,000.00	29,150.00		0.00		-29,150.00	-100.00%	-30,000.00	-100.00%		
10R000 1720 0000 00 060000	STUDENT FEES YEARBOOK	13,067.09		10,690.00	11,000.00	8,340.00		10,699.03		2,359.03	28.29%	-300.97	-2.74%		
10R000 1720 0000 00 110000	STUDENT FEES GRADUATION	8,580.19		8,492.00	8,500.00	9,143.00		8,738.40		-404.60	-4.43%	238.40	2.80%		
10R000 1720 0000 00 120000	STUDENT FEES TECH REPAIR - INS	54,122.20		70,032.55	60,000.00	67,656.36		0.00		-67,656.36	-100.00%	-60,000.00	-100.00%		
10R000 1720 0000 00 130000	STUDENT FEES LATE REGISTRATION	5,140.53		7,259.59	3,600.00	9,854.80		7,418.31		-2,436.49	-24.72%	3,818.31	106.06%		
10R000 1720 0000 00 160000	STUDENT FEES WILDCAT DRIVING	13,675.60		18,771.46	15,000.00	24,567.00		19,004.69		-5,562.31	-22.64%	4,004.69	26.70%		
10R000 1730 0000 00 030000	SCHOOL STORE ART	215.4		528.25	300	691.25		478.30		-212.95	-30.81%	178.30	59.43%		
10R000 1730 0000 00 040000	SCHOOL STORE SCIENCE	162		1,355.75	150	0		505.92		505.92	#DIV/0!	355.92	237.28%		
10R000 1730 0000 00 060000	SCHOOL STORE ENGLISH	1,923.50		1,434.00	4,750.00	1,377.00		1,578.17		201.17	14.61%	-3,171.83	-66.78%		
10R000 1730 0000 00 070000	SCHOOL STORE FOREIGN LANGUAGE	749		1,520.00	250	640		969.67		329.67	51.51%	719.67	287.87%		
10R000 1730 0000 00 090000	SCHOOL STORE MATH	195.27		10	250	0		68.42		68.42	#DIV/0!	-181.58	-72.63%		
10R000 1730 0000 00 110000	SCHOOL STORE PHYS DEV	3,882.43		3,487.67	3,500.00	5,500.36		4,290.15		-1,210.21	-22.00%	790.15	22.58%		
10R000 1730 0000 00 300000	SCHOOL STORE BUSINESS ED	1,080.00		840	2,400.00	0		640.00		640.00	#DIV/0!	-1,760.00	-73.33%		
10R000 1730 0000 00 340000	SCHOOL STORE INDUSTRIAL ARTS	31.5		1	75	36.5		50.00		13.50	36.95%	-25.00	-33.33%		
10R000 1730 0000 00 450000	SCHOOL STORE BILINGUAL WRKBKS	0		0	2,000.00	0		0.00		0.00	#DIV/0!	-2,000.00	-100.00%		
10R000 1790 0000 00 010000	STUDENT ATHLETIC PARTICIPATION	71,914.06		65,459.67	70,000.00	61,032.31		66,135.35		5,103.04	8.36%	-3,864.65	-5.52%		
10R000 1790 0000 00 020000	STUDENT ACTIVITY PARTICIPATION	16,828.47		16,050.80	20,000.00	15,160.00		16,013.09		853.09	5.63%	-3,986.91	-19.95%		
10R000 1790 0000 00 110000	STUDENT BOWLING & SKATING	0		428.22	0	0		0.00		0.00	#DIV/0!	0.00	#DIV/0!		
10R000 1790 0000 00 340000	STUDENT IND ARTS SHOP CARDS	0		0	200	0		0		0	#DIV/0!	-200	-100.00%		
10R000 1811 0000 00 000000	STUDENT TEXTBOOK & TECH RENTAL	407,747.70		406,262.37	400,000.00	415,124.41		469,671.26		54,546.85	13.14%	69,671.26	17.42%		
10R000 1890 0000 00 000000	STUDENT UNCOLLECTED REG FEES	-1,219.60		-800	-1,200.00	-547		-855.53		-308.53	56.40%	344.47	-28.71%		
10R000 1920 0000 00 000000	DONATIONS FROM PRIVATE SOURCES	1,083.00		0	5,000.00	150		500.00		350.00	233.33%	-4,500.00	-90.00%		
10R000 1930 0000 00 000000	SALE OF FIXED ASSETS	679.27		3,407.00	0	4,879.00		3,000.00		-1,879.00	-38.51%	3,000.00	#DIV/0!		
10R000 1931 0000 00 000000	SALE OF EQUIPMENT	0		0	1,000.00	0		0.00		0.00	#DIV/0!	-1,000.00	-100.00%		
10R000 1950 0000 00 000000	REFUND OF PRIOR YEARS EXPENSES	0		1,147.94	0	-1,147.94		0.00		1,147.94	-100.00%	0.00	#DIV/0!		
10R000 1980 0000 00 010000	VENDOR PROCEEDS ONCE ANNUALLY	486.73		405	0	420		0.00		-420.00	-100.00%	0.00	#DIV/0!		

10R041 1321 0000 00 000000	SUMMR SCHL SPORTS BASEBALL	5,750.00	4,950.00	45,000.00	3,580.00	4,760.00	1,180.00	32.96%	-40,240.00	-89.42%
10R041 1321 0000 00 010000	SUMMR SCHL SPORTS B BSKTBAL	10,408.00	6,058.50	0	7,340.00	7,935.50	595.50	8.11%	7,935.50	#DIV/0!
10R041 1321 0000 00 020000	SUMMR SCHL SPORTS G BSKTBAL	3,195.00	110	0	1,530.00	1,611.67	81.67	5.34%	1,611.67	#DIV/0!
10R041 1321 0000 00 030000	SUMMR SCHL SPORTS BADMINTON	710	500	0	1,210.00	806.67	-403.33	-33.33%	806.67	#DIV/0!
10R041 1321 0000 00 040000	SUMMR SCHL SPORTS CHEERLEADING	3,170.00	3,700.00	0	4,300.00	3,723.33	-576.67	-13.41%	3,723.33	#DIV/0!
10R041 1321 0000 00 050000	SUMMR SCHL SPORTS BCC	2,097.00	750	0	1,070.00	1,305.67	235.67	22.02%	1,305.67	#DIV/0!
10R041 1321 0000 00 060000	SUMMR SCHL SPORTS BTRK	260	180	0	450	296.67	-153.33	-34.07%	296.67	#DIV/0!
10R041 1321 0000 00 070000	SUMMR SCHL SPORTS FOOTBALL	5,850.00	4,415.00	0	3,400.00	4,555.00	1,155.00	33.97%	4,555.00	#DIV/0!
10R041 1321 0000 00 080000	SUMMR SCHL SPORTS HS GOLF	900	120	0	1,045.00	688.33	-356.67	-34.13%	688.33	#DIV/0!
10R041 1321 0000 00 100000	SUMMR SCHL SPORTS POMS	1,200.00	2,430.00	0	9,020.00	4,216.67	-4,803.33	-53.25%	4,216.67	#DIV/0!
10R041 1321 0000 00 110000	SUMMR SCHL SPORTS SOFTBALL	2,900.00	2,500.00	0	351	1,917.00	1,566.00	446.15%	1,917.00	#DIV/0!
10R041 1321 0000 00 120000	SUMMR SCHL SPORTS BOYS SOCCER	4,510.00	4,805.00	0	3,670.00	4,328.33	658.33	17.94%	4,328.33	#DIV/0!
10R041 1321 0000 00 130000	SUMMR SCHL SPORTS GIRLS SOCCER	305	180	0	655	380.00	-275.00	-41.98%	380.00	#DIV/0!
10R041 1321 0000 00 150000	SUMMR SCHL SPORTS TENNIS	720	1,680.00	0	160	853.33	693.33	433.33%	853.33	#DIV/0!
10R041 1321 0000 00 160000	SUMMR SCHL SPORTS VOLLEYBALL	7,015.00	7,175.00	0	3,725.00	5,971.67	2,246.67	60.31%	5,971.67	#DIV/0!
10R041 1321 0000 00 170000	SUMMR SCHL SPORTS WRESTLING	0	0	0	5	0.00	-5.00	-100.00%	0.00	#DIV/0!
10R041 1321 0000 00 180000	SUMMR SCHL SPORTS GCC	1,080.00	900	0	840	940.00	100.00	11.90%	940.00	#DIV/0!
10R041 1321 0000 00 190000	SUMMR SCHL SPORTS GTRK	0	220	0	775	0	-775	-100.00%	0	#DIV/0!
10R041 1321 0000 00 200000	SUMMR SCHL SPORTS G S/PWR TRG	0	400	0	0	0	0	#DIV/0!	0	#DIV/0!
10R045 1720 0000 00 000000	STUDENT FEES BILINGUAL TEST	0	0	0	70	0	-70	-100.00%	0	#DIV/0!
10R054 1999 0000 00 000000	AVID MISC LEA REVENUE	0	0	0	2,000.00	0	-2,000.00	-100.00%	0	#DIV/0!
10R061 1999 0000 00 040000	STUDENT FINES LRC	0	0	150	3.2	0	-3.2	-100.00%	-150	-100.00%
10R061 1999 0000 00 050000	LOST BOOK FINES LRC	3,392.85	1,807.10	3,500.00	1,499.52	2,233.16	733.64	48.92%	-1,266.84	-36.20%
10R062 1720 0000 00 200000	LRN ASM PSAT TESTING DEPOSITS	2,980.00	3,645.00	2,000.00	4,005.00	3,543.33	-461.67	-11.53%	1,543.33	77.17%
10R062 1720 0000 00 250000	LRN ASM SAT TESTING DEPOSITS	58,859.54	4,690.00	2,000.00	58,075.16	40,541.57	-17,533.59	-30.19%	38,541.57	1927.08%
10R074 1999 0000 00 900000	ED FOUNDATION MINI GRANTS	1,372.00	14,093.55	2,500.00	9,077.06	2,500.00	-6,577.06	-72.46%	0.00	0.00%
10R100 1999 0000 00 200000	ATHLETIC DONATIONS	7,500.00	1,019.75	0	0	0	0	#DIV/0!	0	#DIV/0!
10R100 1999 0000 00 220000	ATHLETICS BANNERS	500	0	1,750.00	0	1,750.00	1,750.00	#DIV/0!	0.00	0.00%
10R100 1999 0000 00 230000	ATHLETICS MISC PROGRAMS	840	0	0	0	0	0	#DIV/0!	0	#DIV/0!
10R100 1999 0000 00 240000	ATHLETICS FEEDER PROGRAM REV	605.4	1,250.00	750	5,685.00	5,500.00	-185.00	-3.25%	4,750.00	633.33%
10R104 1730 0000 00 010000	BOOKSTORE-GENERAL SALES REV	407.29	722.4	2,500.00	491.15	540.28	49.13	10.00%	-1,959.72	-78.39%
10R902 3400 0000 00 902000	ADULT ED STATE BASIC	92,461.00	0	0	0	0	0	#DIV/0!	0	#DIV/0!
10R902 3400 0000 00 902001	ADULT ED STATE BASIC PRYR	0	97,580.00	0	0	0	0	#DIV/0!	0	#DIV/0!
10R903 3220 0000 00 903000	VOC ED STATE CTETI GRANT	46,226.00	46,167.00	0	44,007.00	45,788.00	1,781.00	4.05%	45,788.00	#DIV/0!
10R905 3401 0000 00 905000	ADULT ED STATE PERFORMANCE	30,215.00	0	0	0	0	0	#DIV/0!	0	#DIV/0!
10R905 3401 0000 00 905001	ADULT ED STATE PERFORMANCE PRYR	0	32,200.00	0	0	0	0	#DIV/0!	0	#DIV/0!
10R906 4745 0000 00 906000	VOC ED PERKINS FEDERAL GRANT	39,606.00	28,605.00	40,000.00	33,677.00	34,155.00	478.00	1.42%	-5,845.00	-14.61%
10R908 4300 0000 00 908000	TITLE I LOW INCOME	213,737.00	146,382.00	357,100.00	203,257.00	319,107.00	115,850.00	57.00%	-37,993.00	-10.64%
10R908 4300 0000 00 908001	TITLE I LOW INCOME PRIOR YEAR	171,942.00	141,456.00	0	144,366.00	68,395.00	-75,971.00	-52.62%	68,395.00	#DIV/0!
10R913 4400 0000 00 913001	TITLE IVA PRIOR YEAR	0	0	0	0	16,413.00	16,413.00	#DIV/0!	0	#DIV/0!
10R924 3305 0000 00 924000	BILINGUAL STATE TBE TPI	26,315.00	43,072.43	0	0	0	0	#DIV/0!	0	#DIV/0!
10R924 3305 0000 00 924001	BILINGUAL STATE TBE TPI PR YR	17,782.00	79,831.00	0	0	0	0	#DIV/0!	0	#DIV/0!
10R925 3800 0000 00 925000	IL SCHL LIBRARY PER CAPITA	0	1,525.50	1,500.00	1,538.25	1,500.00	-38.25	-2.49%	0.00	0.00%
10R925 3800 0000 00 925001	SCHOOL LIBRARY GRANT PR YR	0	1,275.26	0	0	0	0	#DIV/0!	0	#DIV/0!
10R929 4900 0000 00 929000	FED MEDICAID DIRECT SVC COSTS	20,488.66	108,859.04	70,000.00	77,592.57	50,000.00	-27,592.57	-35.56%	-20,000.00	-28.57%
10R929 4900 0000 00 929001	Fed Medicaid Dir Svc Costs Pvr	8,783.64	8,484.12	0	59,382.68	20,000.00	-39,382.68	-66.32%	20,000.00	#DIV/0!
10R930 4620 0000 00 930000	FED IDEA PART B FLOW THRU	355,030.00	362,341.00	483,660.00	295,360.00	394,736.00	99,376.00	33.65%	-88,924.00	-18.39%
10R930 4620 0000 00 930001	FED IDEA PART B FLOW THRU PRYR	60,916.00	92,723.00	0	24,249.00	146,885.00	122,636.00	505.74%	146,885.00	#DIV/0!
10R931 4900 0000 00 931000	FED ADMINISTRATIVE OUTREACH	4,362.17	10,811.65	15,000.00	16,831.92	15,000.00	-1,831.92	-10.88%	0.00	0.00%

10R931 4900 0000 00 931001	MEDICAID ADM OUTREACH PRYR	8,313.21	0	0	5,749.23	-5,749.23	-100.00%	0	#DIV/0!
10R932 4932 0000 00 932000	TITLT II FED TEACHER QUALITY	20,576.00	20,311.00	43,000.00	13,911.00	18,134.00	130.36%	-10,955.00	-25.48%
10R932 4932 0000 00 932001	TITLE II TEACHER QUALITY PR YR	5,005.00	9,222.00	0	29,840.00	-3,511.00	-11.77%	26,329.00	#DIV/0!
10R936 4620 0000 00 936000	CEIS IDEA					40,000.00	#DIV/0!	40,000.00	#DIV/0!
10R944 4800 0000 00 944000	ADULT ED FED BASIC	58,000.00	0	0	0	0	#DIV/0!	0	#DIV/0!
10R944 4800 0000 00 944001	ADULT ED FED BASIC PRYR	21,859.00	30,539.00	0	0	0	#DIV/0!	0	#DIV/0!
10R950 4909 0000 00 950000	TITLE III LIPLIPS FEDERAL	4,761.00	19,138.00	11,746.00	9,849.00	27,351.00	277.70%	25,454.00	216.70%
10R950 4909 0000 00 950001	TITLE III LIPLIPS PR YR PMT	5,645.00	8,825.00	0	16,054.00	-12,407.00	-77.28%	3,647.00	#DIV/0!
10R951 4905 0000 00 951000	BILINGUAL IEP GRANT	3,539.00	1,263.00	3,000.00	2,475.00	-2,475.00	-100.00%	-3,000.00	-100.00%
10R951 4905 0000 00 951001	IEP PRYR	0	0	0	6,004.00	-6,004.00	-100.00%	0	#DIV/0!
	Total Revenue	23,568,582.57	25,128,356.86	25,532,429.00	25,149,525.25	1,310,273.93	5.21%	927,370.18	3.63%

**Community High School District 94
Fiscal Year 2020 Tentative Budget
Education Fund Expense**

Account Numbers	Account Description	2016-17		2017-18		2018-19		2018-19		FY19-20		Against PY budget	
		FY Actual	FY Actual	Revised Budget	FY Actual	FY Actual	Revised Budget	FY Actual	FY Actual	Tentative Budget	Against Actual Activity	Against PY budget	
10E001 1130 1325 00 000000	INST LANE CHANGE SAL INCREASE	0	0	75,000.00	0	75,000.00	0	75,000.00	75,000.00	75,000.00	75,000.00	0	0.00%
10E001 1130 2001 00 000000	INST EMPLOYEE BENEFITS	13,167.79	0	70,000.00	0	70,000.00	0	70,000.00	70,000.00	70,000.00	70,000.00	0	0.00%
10E001 1130 3190 00 000000	Gen HS Contractual Services	0	0	0	0	0	20,000.00	20,000.00	-20,000.00	0	-20,000.00	0	#DIV/0!
10E001 1130 3231 00 000000	INST AESOP MAINTENANCE	4,556.50	5,060.14	7,000.00	5,600.00	7,000.00	5,600.00	6,029.84	429.84	6,029.84	429.84	(970.16)	-13.86%
10E001 1130 3250 00 000000	INST PHOTOCOPIER RENTAL	86,258.62	85,814.48	80,000.00	105,401.03	80,000.00	105,401.03	74,697.00	(30,704.03)	74,697.00	(30,704.03)	(5,303.00)	-6.63%
10E001 1130 4053 00 000000	INST COPY SUPPLIES	22,712.05	25,258.64	32,000.00	34,687.59	32,000.00	34,687.59	32,971.00	(1,716.59)	32,971.00	(1,716.59)	971.00	3.03%
10E001 1130 4230 00 000000	INST TEXTBOOKS & WORKBOOKS	0	0	50,000.00	0	50,000.00	0	0	-	0	-	(50,000.00)	-100.00%
10E001 1130 6450 00 000000	INST DUES & FEES	0	0	2,000.00	0	2,000.00	0	0	0	0	0	-2,000.00	-100.00%
10E001 1131 3600 00 000000	INST PURCHASED PRINTING COSTS	0	18.04	0	0	0	0	0	0	0	0	0	#DIV/0!
10E001 1131 5410 00 000000	INST NEW CAPITAL OUTLAY	0	0	175,000.00	4,433.00	175,000.00	4,433.00	21,000.00	-4,433.00	21,000.00	-4,433.00	-175,000.00	-100.00%
10E002 1130 1125 00 000000	INST HOMEBOUND TEACHER ERNGS	13,609.00	20,376.00	16,000.00	20,000.50	16,000.00	20,000.50	21,000.00	999.50	21,000.00	999.50	5,000.00	31.25%
10E002 1130 2224 00 000000	INST BOARD PAID T.H.I.S.	69.94	64.83	100	117.6	100	117.6	100	-17.6	100	-17.6	0	0.00%
10E002 1130 2229 00 000000	INST BOARD PAID EE ER TRS	48.32	42.09	100	74.15	100	74.15	100	25.85	100	25.85	0	0.00%
10E002 1130 3137 00 000000	INST PURCHASED ED SERVICES	22,830.68	19,213.24	35,000.00	17,253.32	35,000.00	17,253.32	36,750.00	19,496.68	36,750.00	19,496.68	1,750.00	5.00%
10E002 1130 3350 00 000000	INST TEACHER TRAVEL	842.04	1,525.69	1,000.00	1,073.85	1,000.00	1,073.85	1,500.00	426.15	1,500.00	426.15	500.00	50.00%
10E003 1130 1125 00 000000	INST ART TEACHER SALARY	189,175.36	186,504.60	181,433.00	181,978.73	181,433.00	181,978.73	191,345.00	9,366.27	191,345.00	9,366.27	9,912.00	5.46%
10E003 1130 1201 00 000000	INST ART SUBSTITUTE ERNGS	1,423.00	1,979.00	2,000.00	1,014.00	2,000.00	1,014.00	1,200.00	186.00	1,200.00	186.00	(800.00)	-40.00%
10E003 1130 2210 00 000000	INST LIFE INSURANCE BENEFIT	337.81	311.49	370	306.96	370	306.96	316.17	9.21	316.17	9.21	(53.83)	-14.55%
10E003 1130 2220 00 000000	INST HEALTH INSURANCE BENEFIT	23,487.44	23,712.69	23,334.00	23,333.52	23,334.00	23,333.52	24,033.53	700.01	24,033.53	700.01	699.53	3.00%
10E003 1130 2224 00 000000	INST BOARD PAID T.H.I.S.	1,757.78	1,797.13	1,825.00	1,831.93	1,825.00	1,831.93	1,886.89	54.96	1,886.89	54.96	61.89	3.39%
10E003 1130 2229 00 000000	INST BOARD PAID EE ER TRS	18,925.37	18,444.32	18,000.00	18,009.71	18,000.00	18,009.71	18,550.00	540.29	18,550.00	540.29	550.00	3.06%
10E003 1130 2230 00 000000	INST LONG TERM DISABILITY BENE	308.6	283.81	318	279.36	318	279.36	287.74	8.38	287.74	8.38	(30.26)	-9.52%
10E003 1130 2240 00 000000	INST DENTAL INSURANCE BENEFIT	1,412.88	1,331.88	1,299.00	1,299.12	1,299.00	1,299.12	1,338.09	38.97	1,338.09	38.97	39.09	3.01%
10E003 1130 4050 00 000000	INST SUPPLIES & MATERIALS	7,185.81	7,509.63	10,120.00	9,537.05	10,120.00	9,537.05	10,000.00	462.95	10,000.00	462.95	(120.00)	-1.19%
10E003 1130 4120 00 000000	INST MAINTENANCE SUPPLIES	0	677	400	0	400	0	500.00	500.00	500.00	500.00	100.00	25.00%
10E003 1130 4220 00 000000	INST CLASS SETS & REFERENCES	213.69	0	0	0	0	0	0	-	0	-	0	#DIV/0!
10E003 1130 4910 00 000000	INST SCHOOL STORE SUPPLIES	0	634.68	300	426.27	300	426.27	500.00	73.73	500.00	73.73	200.00	66.67%
10E003 1130 5410 00 000000	INST NEW CAPITAL OUTLAY	7,496.15	6,741.00	0	0	0	0	0	-	0	-	0	#DIV/0!
10E003 1130 6450 00 000000	INST DUES & FEES	355	65	60	65	60	65	100.00	35.00	100.00	35.00	40.00	66.67%
10E004 1130 1102 00 000000	INST DIVISION HEAD SALARY	101,169.12	105,033.00	107,744.00	103,417.49	107,744.00	103,417.49	110,545.00	7,127.51	110,545.00	7,127.51	2,801.00	2.60%
10E004 1130 1125 00 000000	INST TEACHER SALARY	854,002.92	933,041.80	961,383.00	959,267.89	961,383.00	959,267.89	966,529.00	7,261.11	966,529.00	7,261.11	5,146.00	0.54%
10E004 1130 1201 00 000000	INST SUBSTITUTE EARNINGS	10,439.00	12,615.22	17,000.00	12,988.47	17,000.00	12,988.47	15,000.00	2,011.53	15,000.00	2,011.53	(2,000.00)	-11.76%
10E004 1130 1207 00 000000	INST LONG TERM SUB 20+ DAYS	21,583.20	5,520.00	0	0	0	0	7,110.00	7,110.00	7,110.00	7,110.00	0	#DIV/0!
10E004 1130 2001 00 000000	INST EMPLOYEE BENEFITS	151.35	0	0	65	0	65	0	(65.00)	0	(65.00)	-	#DIV/0!
10E004 1130 2210 00 000000	INST LIFE INS BENEFIT	1,589.24	1,598.10	2,178.00	1,725.66	2,178.00	1,725.66	1,777.43	51.77	1,777.43	51.77	(400.57)	-18.39%
10E004 1130 2220 00 000000	INST HEALTH INSURANCE BENEFIT	145,127.79	153,780.78	166,335.00	146,282.53	166,335.00	146,282.53	150,671.01	4,388.48	150,671.01	4,388.48	(15,663.99)	-9.42%
10E004 1130 2224 00 000000	INST BOARD PAID T.H.I.S.	9,051.22	10,185.38	10,751.00	10,805.50	10,751.00	10,805.50	11,129.67	324.17	11,129.67	324.17	378.67	3.52%
10E004 1130 2229 00 000000	INST BOARD PAID EE ER TRS	95,312.78	103,930.05	110,190.00	105,773.46	110,190.00	105,773.46	108,946.66	3,173.20	108,946.66	3,173.20	(1,243.34)	-1.13%
10E004 1130 2230 00 000000	INST LONG TERM DISABILITY BENE	1,687.24	1,691.52	1,931.00	1,666.02	1,931.00	1,666.02	1,716.00	49.98	1,716.00	49.98	(215.00)	-11.13%
10E004 1130 2240 00 000000	INST DENTAL INSURANCE BENEFIT	11,848.90	12,328.23	12,999.00	11,909.07	12,999.00	11,909.07	12,266.34	357.27	12,266.34	357.27	(732.66)	-5.64%
10E004 1130 3230 00 000000	INST REPAIR & MAINTENANCE	0	0	1,000.00	1,313.00	1,000.00	1,313.00	1,500.00	187.00	1,500.00	187.00	500.00	50.00%
10E004 1130 4050 00 000000	INST SUPPLIES & MATERIALS	14,164.63	14,894.09	17,500.00	17,725.10	17,500.00	17,725.10	17,500.00	(225.10)	17,500.00	(225.10)	-	0.00%
10E004 1130 4051 00 000000	INST HORTICULTURE SUPPLIES	3,369.29	0	1,000.00	1,427.37	1,000.00	1,427.37	1,000.00	(427.37)	1,000.00	(427.37)	-	0.00%

10E004 1130 4220 00 000000	INST CLASS SETS & REFERENCES	850	54.99	1,000.00	139	1,000.00	861.00	619.42%	-	0.00%
10E004 1130 4230 00 000000	INST TEXTBOOKS & WORKBOOKS	2,689.74	12,852.86	0	0	64,000.00	64,000.00	#DIV/0!	64,000.00	#DIV/0!
10E004 1130 4910 00 000000	INST SCHOOL STORE SUPPLIES	0	2,350.47	2,355.00	0	2,355.00	2,355.00	#DIV/0!	-	0.00%
10E004 1130 6450 00 000000	INST DUES & FEES	360	2,066.60	1,000.00	1,411.00	1,500.00	89.00	6.31%	500.00	50.00%
10E004 1130 7000 00 000000	INST SM EQUIP *UNDER \$2	0	3,045.00	2,993.89	0	6,000.00	6,000.00	#DIV/0!	3,006.11	100.41%
10E004 1130 7001 00 000000	INST SM EQUIP NON-CAPITALIZED	11,376.26	0	5,415.00	0	2,000.00	2,000.00	#DIV/0!	(3,415.00)	-63.07%
10E005 1130 1125 00 000000	INST TEACHER EARNINGS	108,008.50	193,027.37	141,000.00	159,628.39	229,853.00	70,224.61	43.99%	88,853.00	63.02%
10E005 1130 2210 00 000000	INST LIFE INSURANCE BENEFIT	181.38	312.4	270	208.31	214.56	6.25	3.00%	(55.44)	-20.53%
10E005 1130 2220 00 000000	INST HEALTH INSURANCE BENEFIT	12,511.78	23,961.51	34,659.00	16,676.55	17,176.85	500.30	3.00%	(17,482.15)	-50.44%
10E005 1130 2224 00 000000	INST BOARD PAID T.H.I.S.	1,004.17	1,971.29	1,333.00	1,540.00	1,586.20	46.20	3.00%	253.20	18.99%
10E005 1130 2229 00 000000	INST BOARD PAID EE ER TRS	10,854.42	20,341.00	13,883.00	15,197.93	15,653.87	455.94	3.00%	1,770.87	12.76%
10E005 1130 2230 00 000000	INST LONG TERM DISABILITY BENE	169.47	291.16	239	247.49	254.91	7.42	3.00%	15.91	6.66%
10E005 1130 2240 00 000000	INST DENTAL INSURANCE BENEFIT	748.41	1,401.24	2,270.00	1,143.30	1,177.60	34.30	3.00%	(1,092.40)	-48.12%
10E005 1130 3230 00 000000	INST REPAIR & MAINTAIN SIMULAT	4,305.53	-3,549.72	4,000.00	776.75	4,000.00	3,223.25	414.97%	-	0.00%
10E005 1130 3252 00 000000	INST RENTAL DRIVERS ED CAR	3,053.41	3,344.17	4,500.00	4,639.50	4,500.00	(139.50)	-3.01%	-	0.00%
10E005 1130 4050 00 000000	INST SUPPLIES & MATERIALS	56.72	892.32	1,500.00	691.61	1,500.00	808.39	116.89%	-	0.00%
10E005 1130 4052 00 000000	INST DRIVERS ED REPAIR SUPPLY	0	0	500	0	500.00	500.00	#DIV/0!	-	0.00%
10E005 1130 4686 00 000000	INST DRIVERS ED GASOLINE	1,407.03	1,065.33	1,400.00	1,422.01	1,500.00	77.99	5.48%	100.00	7.14%
10E005 1130 5410 00 000000	INST NEW CAPITAL OUTLAY	0	0	130,000.00	102,930.00	-	(102,930.00)	-100.00%	(130,000.00)	-100.00%
10E005 1130 6450 00 000000	INST DUES & FEES	0	50	150	130	150.00	20.00	15.38%	-	0.00%
10E005 1131 1125 00 000000	INST WILDCAT DRIVING TE ERNGS	11,266.50	13,433.00	10,000.00	15,680.00	16,150.40	470.40	3.00%	6,150.40	61.50%
10E005 1131 2224 00 000000	INST BOARD PAID T.H.I.S.	94.69	132.32	0	94.02	96.8406	2.8206	3.00%	96.8406	#DIV/0!
10E005 1131 2229 00 000000	INST BOARD PAID EE ER TRS	65.36	83.24	0	59.28	61.0584	1.7784	3.00%	61.0584	#DIV/0!
10E006 1130 1102 00 000000	INST DIVISION HEAD SALARY	104,579.04	108,000.00	110,000.00	110,000.00	111,650.00	1,650.00	1.50%	1,650.00	1.50%
10E006 1130 1108 00 000000	INST BOARD APPROVED LOA SAL	0	18,506.73	0	2,643.85	3,000.00	356.15	13.47%	3,000.00	#DIV/0!
10E006 1130 1125 00 000000	INST TEACHER SALARY	1,081,481.25	1,079,062.83	1,103,053.00	1,085,700.26	1,137,134.00	51,433.74	4.74%	34,081.00	3.09%
10E006 1130 1201 00 000000	INST SUBSTITUTE EARNINGS	25,609.30	17,687.00	22,500.00	15,358.00	20,000.00	4,642.00	30.23%	(2,500.00)	-11.11%
10E006 1130 1207 00 000000	INST LONG TERM SUB SAL	24,539.16	51,721.08	15,000.00	11,491.82	-	(11,491.82)	-100.00%	(15,000.00)	-100.00%
10E006 1130 2001 00 000000	INST EMPLOYEE BENEFITS	0	201.3	0	53.45	55.05	1.60	3.00%	55.05	#DIV/0!
10E006 1130 2210 00 000000	INST LIFE INSURANCE BENEFIT	1,945.15	2,092.25	2,470.00	1,975.94	2,035.22	59.28	3.00%	(434.78)	-17.60%
10E006 1130 2220 00 000000	INST HEALTH INSURANCE BENEFIT	165,876.37	181,125.96	182,071.00	177,010.92	182,321.25	5,310.33	3.00%	250.25	0.14%
10E006 1130 2224 00 000000	INST BOARD PAID T.H.I.S.	11,171.67	12,283.96	12,348.00	12,216.10	12,582.58	366.48	3.00%	234.58	1.90%
10E006 1130 2229 00 000000	INST BOARD PAID EE ER TRS	116,931.09	123,424.33	127,976.00	119,090.71	122,663.43	3,572.72	3.00%	(5,312.57)	-4.15%
10E006 1130 2230 00 000000	INST LONG TERM DISABILITY BENE	2,063.69	2,109.55	2,186.00	1,997.23	2,057.15	59.92	3.00%	(128.85)	-5.89%
10E006 1130 2240 00 000000	INST DENTAL INSURANCE BENEFITS	11,354.43	11,474.36	11,459.00	11,509.23	11,854.51	345.28	3.00%	395.51	3.45%
10E006 1130 3190 00 000000	INST PURCHASED SERVICE	112.75	0	0	0	-	-	#DIV/0!	-	#DIV/0!
10E006 1130 4050 00 000000	INST SUPPLIES & MATERIALS	612.12	1,200.97	1,262.00	1,207.39	1,500.00	292.61	24.23%	238.00	18.86%
10E006 1130 4220 00 000000	INST CLASS SETS & REFERENCES	943.4	0	24	0	500.00	500.00	#DIV/0!	476.00	1983.33%
10E006 1130 5410 00 000000	INST NEW CAPITAL OUTLAY	3,721.00	4,494.00	0	0	-	-	#DIV/0!	-	#DIV/0!
10E006 1130 6450 00 000000	INST DUES & FEES	315	626.03	626	590	1,000.00	410.00	69.49%	374.00	59.74%
10E006 1504 4050 00 000000	INTRSCHL PRG STUDENT NEWSPAPER	1,131.88	489	0	0	-	-	#DIV/0!	-	#DIV/0!
10E007 1130 1125 00 000000	INST TEACHER SALARY	500,430.48	512,135.71	526,105.00	503,461.85	535,970.00	32,508.15	6.46%	9,865.00	1.88%
10E007 1130 1201 00 000000	INST SUBSTITUTE EARNINGS	6,463.50	5,615.00	10,000.00	6,448.00	10,000.00	3,552.00	55.09%	-	0.00%
10E007 1130 1207 00 000000	ENG INST LONG-TERM SUB	0	24,436.17	75,767.00	96,001.52	45,030.00	(50,971.52)	-53.09%	(30,737.00)	-40.57%
10E007 1130 2001 00 000000	INST EMPLOYEE BENEFITS	50	103.9	0	171.9	177.06	5.16	3.00%	177.06	#DIV/0!
10E007 1130 2210 00 000000	INST LIFE INSURANCE BENEFIT	753.31	758.7	1,226.00	808.26	832.51	24.25	3.00%	(393.49)	-32.10%
10E007 1130 2220 00 000000	INST HEALTH INSURANCE BENEFIT	57,193.07	74,167.68	99,974.00	100,597.29	103,615.21	3,017.92	3.00%	3,641.21	3.64%
10E007 1130 2224 00 000000	INST BOARD PAID T.H.I.S.	4,647.62	5,311.51	6,052.00	6,057.26	6,238.98	181.72	3.00%	186.98	3.09%
10E007 1130 2229 00 000000	INST BOARD PAID EE ER TRS	49,252.05	54,145.60	63,017.00	58,143.16	59,887.45	1,744.29	3.00%	(3,129.55)	-4.97%

10E007 1130 2230 00 000000	INST LONG TERM DISABILITY BENE	784.55	812.13	1,084.00	872.33	898.50	26.17	3.00%	(185.50)	-17.11%
10E007 1130 2240 00 000000	INST DENTAL INSURANCE BENEFIT	4,483.78	5,335.79	6,692.00	6,515.99	6,711.47	195.48	3.00%	19.47	0.29%
10E007 1130 4050 00 000000	INST SUPPLIES & MATERIALS	1,061.75	819.13	1,000.00	618.33	1,000.00	381.67	61.73%	-	0.00%
10E007 1130 4100 00 000000	INST FOREIGN EXCHANGE SUPPLIES	0	157.9	250	56	250.00	194.00	346.43%	-	0.00%
10E007 1130 4230 00 000000	INST TEXTBOOKS & WORKBOOKS	0	0	791	0	-	-	#DIV/0!	(791.00)	-100.00%
10E007 1130 4910 00 000000	INST SCHOOL STORE SUPPLIES	0	0	250	0	-	-	#DIV/0!	(250.00)	-100.00%
10E007 1130 6450 00 000000	INST DUES & FEES	342	370	100	270	300.00	30.00	11.11%	200.00	200.00%
10E008 1130 4050 00 000000	INST SUPPLIES & MATERIALS	69.89	160.27	1,500.00	423.98	1,500.00	1,076.02	253.79%	-	0.00%
10E008 1130 4220 00 000000	INST CLASS SETS & REFERENCES	1,617.75	0	1,625.00	0	1,625.00	1,625.00	#DIV/0!	-	0.00%
10E009 1130 1102 00 000000	INST DIVISION HEAD SALARY	86,700.00	89,986.00	92,000.00	92,000.00	94,392.00	2,392.00	2.60%	2,392.00	2.60%
10E009 1130 1125 00 000000	INST TEACHER SALARY	1,072,231.42	1,119,264.20	1,161,675.00	1,161,368.18	1,167,071.00	5,702.82	0.49%	5,396.00	0.46%
10E009 1130 1201 00 000000	INST SUBSTITUTE EARNINGS	14,463.50	16,212.00	16,500.00	10,628.00	15,000.00	4,372.00	41.14%	(1,500.00)	-9.09%
10E009 1130 1207 00 000000	INST MATH LONG-TERM SUB EARNINGS	48,080.88	9,682.00	0	0	14,220.00	14,220.00	#DIV/0!	14,220.00	#DIV/0!
10E009 1130 2001 00 000000	INST EMPLOYEE BENEFITS	0	50.45	0	54	55.62	1.62	3.00%	55.62	#DIV/0!
10E009 1130 2210 00 000000	INST LIFE INSURANCE BENEFIT	1,785.80	1,780.50	2,552.00	1,812.70	1,867.08	54.38	3.00%	(684.92)	-26.84%
10E009 1130 2220 00 000000	INST HEALTH INSURANCE BENEFIT	171,877.28	207,483.44	181,814.00	213,695.03	220,105.88	6,410.85	3.00%	38,291.88	21.06%
10E009 1130 2224 00 000000	INST BOARD PAID T.H.I.S.	11,061.27	11,907.67	12,605.00	12,699.86	13,080.86	381.00	3.00%	475.86	3.78%
10E009 1130 2229 00 000000	INST BOARD PAID EE ER TRS	114,722.74	121,610.14	130,757.00	124,806.99	128,551.20	3,744.21	3.00%	(2,205.80)	-1.69%
10E009 1130 2230 00 000000	INST LONG TERM DISABILITY BENE	1,866.84	1,894.91	2,253.00	1,867.38	1,923.40	56.02	3.00%	(329.60)	-14.63%
10E009 1130 2240 00 000000	INST DENTAL INSURANCE BENEFIT	11,981.11	12,910.00	12,165.00	12,413.82	12,786.23	372.41	3.00%	621.23	5.11%
10E009 1130 4050 00 000000	INST SUPPLIES & MATERIALS	2,100.99	2,685.74	4,000.00	3,660.01	4,000.00	339.99	9.29%	-	0.00%
10E009 1130 4220 00 000000	INST CLASS SETS & REFERENCES	0	37.51	250	240	250.00	10.00	4.17%	-	0.00%
10E009 1130 4230 00 000000	INST TEXTBOOKS & WORKBOOKS	586.11	16,066.50	0	0	250.00	-	#DIV/0!	-	#DIV/0!
10E009 1130 4910 00 000000	INST SCHOOL STORE SUPPLIES	0	0	250	0	-	-	#DIV/0!	(250.00)	-100.00%
10E009 1130 6450 00 000000	INST DUES & FEES	335	250	600	300	600.00	300.00	100.00%	-	0.00%
10E010 1130 1125 00 000000	INST TEACHER SALARY	163,400.09	185,252.43	191,236.00	191,394.44	197,114.00	5,719.56	2.99%	5,878.00	3.07%
10E010 1130 1142 00 000000	INST CHORAL ACCOMPANIST ERNGS	8,753.63	10,776.40	12,500.00	9,164.01	11,000.00	1,835.99	20.03%	(1,500.00)	-12.00%
10E010 1130 1201 00 000000	INST SUBSTITUTE EARNINGS	2,682.00	2,637.00	2,500.00	3,006.00	3,000.00	(6.00)	-0.20%	500.00	20.00%
10E010 1130 2210 00 000000	INST LIFE INSURANCE BENEFITS	253.72	241.27	390	245.71	253.08	7.37	3.00%	(136.92)	-35.11%
10E010 1130 2220 00 000000	INST HEALTH INSURANCE BENEFITS	35,374.08	37,471.83	36,929.00	36,929.04	38,036.91	1,107.87	3.00%	1,107.91	3.00%
10E010 1130 2224 00 000000	INST BOARD PAID T.H.I.S.	1,528.44	1,530.93	1,923.00	1,944.41	2,002.74	58.33	3.00%	79.74	4.15%
10E010 1130 2229 00 000000	INST BOARD PAID EE ER TRS	16,324.46	15,619.66	20,022.00	18,991.25	19,560.99	569.74	3.00%	(461.01)	-2.30%
10E010 1130 2230 00 000000	INST LONG TERM DISABILITY BENE	244.5	233.03	345	237.79	244.92	7.13	3.00%	(100.08)	-29.01%
10E010 1130 2240 00 000000	INST HEALTH INSURANCE BENEFITS	2,063.35	2,217.36	2,212.00	2,211.12	2,277.45	66.33	3.00%	65.45	2.96%
10E010 1130 3193 00 010000	MUSIC INSTRUMENTAL PURCH SVC	0	3,537.52	3,000.00	2,353.90	3,000.00	646.10	27.45%	-	0.00%
10E010 1130 3230 00 000000	INST REPAIR & MAINTENANCE	1,025.00	782.8	1,000.00	685	1,000.00	315.00	45.99%	-	0.00%
10E010 1130 3296 00 000000	INST MUSIC INSTRUMENT REPAIR	1,681.57	1,992.00	3,000.00	1,810.66	3,000.00	1,189.34	65.69%	-	0.00%
10E010 1130 4050 00 000000	INST SUPPLIES & MATERIALS	4,845.94	5,141.90	5,000.00	6,386.19	6,000.00	(386.19)	-6.05%	1,000.00	20.00%
10E010 1130 4050 00 010000	MUSIC INITIATIVE SUPPLY/MATERL	0	1,166.32	6,000.00	951.74	2,000.00	1,048.26	110.14%	(4,000.00)	-66.67%
10E010 1130 4230 00 000000	INST TEXTBOOKS & WORKBOOKS	0	0	0	279.6	-	(279.60)	-100.00%	-	#DIV/0!
10E010 1130 5410 00 000000	INST NEW CAPITAL OUTLAY	381.64	0	0	0	0	-	#DIV/0!	-	#DIV/0!
10E010 1130 5410 00 010000	MUSIC INITIATIVE CAPITAL OUTLY	21,598.93	0	0	0	0	-	#DIV/0!	-	#DIV/0!
10E010 1130 5420 00 000000	INST REPLACE CAPITAL OUTLAY	0	0	17,500.00	17,500.00	22,500.00	5,000.00	28.57%	5,000.00	28.57%
10E010 1130 6430 00 000000	INST CONTEST ENTRY FEE	589	657	600	301	600.00	299.00	99.34%	-	0.00%
10E010 1130 6450 00 000000	INST DUES & FEES	585	316	600	190	600.00	410.00	215.79%	-	0.00%
10E010 1130 7001 00 000000	INST SMALL EQUIPMENT NON-CAP	0	0	1,250.00	0	-	-	#DIV/0!	(1,250.00)	-100.00%
10E010 1130 7001 00 010000	MUSIC INITIATIVE NON-CAP EQUIP	3,400.40	0	0	0	-	-	#DIV/0!	-	#DIV/0!
10E011 1130 1102 00 000000	INST DIVISION HEAD SALARY	98,364.00	102,000.00	80,000.00	80,000.00	82,080.00	2,080.00	2.60%	2,080.00	2.60%
10E011 1130 1125 00 000000	INST TEACHER SALARY	831,433.52	725,334.32	633,920.00	617,058.45	567,218.00	(49,840.45)	-8.08%	(66,702.00)	-10.52%

10E011 1130 1201 00 000000	INST SUBSTITUTE EARNINGS	13,395.00	10,829.00	17,500.00	11,898.00	12,000.00	102.00	0.86%	(5,500.00)	-31.43%
10E011 1130 1207 00 000000	INST PE LONG TERM SUBSTITUTE	0	0	21,150.00	27,847.50	-	(27,847.50)	-100.00%	(21,150.00)	-100.00%
10E011 1130 1326 00 000000	INST LOCKER ROOM SUPERVISION	1,413.60	80	750	733.72	750.00	16.28	2.22%	-	0.00%
10E011 1130 2001 00 000000	INST EMPLOYEE BENEFITS	0	0	0	160.35	165.16	4.81	3.00%	165.16	#DIV/0!
10E011 1130 2210 00 000000	INST LIFE INSURANCE BENEFIT	1,286.15	1,067.42	1,454.00	720.95	742.58	21.63	3.00%	(711.42)	-48.93%
10E011 1130 2220 00 000000	INST HEALTH INSURANCE BENEFIT	148,741.32	135,777.51	118,903.00	125,467.17	129,231.19	3,764.02	3.00%	10,328.19	8.69%
10E011 1130 2224 00 000000	INST BOARD PAID T.H.I.S.	8,630.42	7,769.10	7,178.00	7,147.74	7,362.17	214.43	3.00%	184.17	2.57%
10E011 1130 2229 00 000000	INST BOARD PAID EE ER TRS	92,446.69	79,734.70	74,310.00	68,924.96	70,992.71	2,067.75	3.00%	(3,317.29)	-4.46%
10E011 1130 2230 00 000000	INST LONG TERM DISABILITY BENE	1,472.21	1,288.49	1,298.00	1,061.25	1,093.09	31.84	3.00%	(204.91)	-15.79%
10E011 1130 2240 00 000000	INST DENTAL INSURANCE BENEFIT	9,189.09	7,947.60	6,937.00	7,514.18	7,739.61	225.43	3.00%	802.61	11.57%
10E011 1130 3230 00 000000	INST REPAIR & MAINTENANCE	377.46	1,389.31	500	2,584.56	500.00	(2,084.56)	-80.65%	-	0.00%
10E011 1130 4050 00 000000	INST SUPPLIES & MATERIALS	3,768.94	4,488.53	5,000.00	452.37	5,000.00	4,547.63	1005.29%	-	0.00%
10E011 1130 4115 00 000000	INST TOWEL SUPPLIES	1,685.50	0	2,100.00	0	-	-	#DIV/0!	(2,100.00)	-100.00%
10E011 1130 4910 00 000000	INST SCHOOL STORE SUPPLIES	10,141.12	10,209.62	7,500.00	11,642.45	7,500.00	(4,142.45)	-35.58%	-	0.00%
10E011 1130 5410 00 000000	INST NEW CAPITAL OUTLAY	0	0	0	0.00	7,000.00	7,000.00	#DIV/0!	7,000.00	#DIV/0!
10E011 1130 6450 00 000000	INST DUES & FEES	245	220	450	1,296.00	1,300.00	4.00	0.31%	850.00	188.89%
10E011 1130 7001 00 000000	INST SMALL EQUIP NON-CAP	4,961.74	5,998.16	5,850.00	3,205.89	6,000.00	2,794.11	87.16%	150.00	2.56%
10E013 1130 1102 00 000000	INST DIVISION HEAD SALARY	96,700.00	99,000.00	101,500.00	101,500.00	104,139.00	2,639.00	2.60%	2,639.00	2.60%
10E013 1130 1108 00 000000	INST BOARD APPROVED LOA SAL	0	89,815.32	0	12,830.68	-	(12,830.68)	-100.00%	-	#DIV/0!
10E013 1130 1125 00 000000	INST TEACHER SALARY	1,034,885.06	1,011,786.04	1,026,318.00	1,024,832.55	1,063,523.00	38,690.45	3.78%	37,205.00	3.63%
10E013 1130 1201 00 000000	INST SUBSTITUTE EARNINGS	13,608.72	10,131.71	17,500.00	10,189.34	12,000.00	1,810.66	17.77%	(5,500.00)	-31.43%
10E013 1130 1207 00 000000	INST LONG TERM SUB SAL	0	24,864.98	44,117.00	42,895.54	-	(42,895.54)	-100.00%	(44,117.00)	-100.00%
10E013 1130 2001 00 000000	INST EMPLOYEE BENEFITS	-31.75	50.45	0	53.45	55.05	1.60	3.00%	55.05	#DIV/0!
10E013 1130 2210 00 000000	INST LIFE INSURANCE BENEFIT	1,874.82	1,947.29	2,387.00	1,898.19	1,955.14	56.95	3.00%	(431.86)	-18.09%
10E013 1130 2220 00 000000	INST HEALTH INSURANCE BENEFIT	150,035.61	176,006.64	176,262.00	176,915.10	182,222.55	5,307.45	3.00%	5,960.55	3.38%
10E013 1130 2224 00 000000	INST DENTAL INSURANCE BENEFIT	10,561.54	12,254.04	11,784.00	11,872.83	12,229.01	356.18	3.00%	445.01	3.78%
10E013 1130 2229 00 000000	INST BOARD PAID EE ER TRS	113,117.96	125,448.68	122,148.00	116,581.67	120,079.12	3,497.45	3.00%	(2,068.88)	-1.69%
10E013 1130 2230 00 000000	INST LONG TERM DISABILITY BENE	1,894.87	1,965.22	2,108.00	1,816.71	1,871.21	54.50	3.00%	(236.79)	-11.23%
10E013 1130 2240 00 000000	INST DENTAL INSURANCE BENEFIT	9,751.02	10,534.80	11,212.00	11,253.45	11,591.05	337.60	3.00%	379.05	3.38%
10E013 1130 4050 00 000000	INST SUPPLIES & MATERIALS	708.11	758.13	800	1,459.56	1,500.00	40.44	2.77%	700.00	87.50%
10E013 1130 4220 00 000000	INST CLASS SETS & REFERENCES	341.51	274.32	350	-847.28	1,500.00	2,347.28	-277.04%	1,150.00	328.57%
10E013 1130 4230 00 000000	INST TEXTBOOKS & WORKBOOKS	30,989.07	22,455.31	0	31,172.34	30,000.00	(1,172.34)	-3.76%	30,000.00	#DIV/0!
10E013 1130 6450 00 000000	INST DUES & FEES	1,524.90	901.12	750	740	750.00	10.00	1.35%	-	0.00%
10E014 2220 1140 00 000000	MEDIA SVC TECH DIR SALARY	194,860.00	199,690.23	187,276.00	123,188.10	102,750.00	(20,438.10)	-16.59%	(84,526.00)	-45.13%
10E014 2220 1142 00 000000	MEDIA SVC AUDIO VISUAL ERNGS	72,828.00	74,284.56	76,699.00	76,698.81	78,808.03	2,109.22	2.75%	2,109.03	2.75%
10E014 2220 1204 00 000000	MEDIA SVC TECH CREW ERNGS	2,048.83	1,414.14	2,500.00	874.88	2,000.00	1,125.12	128.60%	(500.00)	-20.00%
10E014 2220 2001 00 000000	MEDIA SVC EMPLOYEE BENEFITS	0	54.9	0	0	-	-	#DIV/0!	-	#DIV/0!
10E014 2220 2210 00 000000	MEDIA SVC LIFE INSURANCE BENE	493.2	493.2	487	331.68	343.29	11.61	3.50%	(143.71)	-29.51%
10E014 2220 2220 00 000000	MEDIA SVC HEALTH INSURANCE BEN	46,337.04	48,795.60	51,282.00	35,258.16	36,315.90	1,057.74	3.00%	(14,966.10)	-29.18%
10E014 2220 2230 00 000000	MEDIA SVC LONG TERM DISABILITY	471.12	471.12	498	291.12	299.85	8.73	3.00%	(198.15)	-39.79%
10E014 2220 2240 00 000000	MEDIA SVC DENTAL INSURANCE BEN	2,844.24	2,866.56	2,860.00	2,046.96	2,108.37	61.41	3.00%	(751.63)	-26.28%
10E014 2220 3190 00 000000	TECH CONSULTING SERVICES	3,461.88	3,300.00	4,500.00	3,300.00	3,300.00	-	0.00%	(1,200.00)	-26.67%
10E014 2220 3191 00 000000	MEDIA SVCS CONTRACT SVCS SPCL	-201.32	483.64	2,500.00	92.54	1,000.00	907.46	980.61%	(1,500.00)	-60.00%
10E014 2220 3230 00 000000	MEDIA SVC TECHNOLOGY REPAIR	0	0	0	499	46,538.50	46,538.50	#DIV/0!	46,538.50	#DIV/0!
10E014 2220 3231 00 000000	MEDIA SVC REPAIR & MAINTENANCE	0	721.25	3,000.00	499	3,000.00	2,501.00	501.20%	-	0.00%
10E014 2220 3402 00 000000	O&M INTERNET SVC CHARGES (CMS)	65,472.19	61,992.92	65,000.00	-10,243.16	32,000.00	42,243.16	-412.40%	(33,000.00)	-50.77%
10E014 2220 3421 00 000000	MEDIA SVC SITE LICENSES	77,468.60	49,871.51	47,500.00	93,005.47	85,000.00	(8,005.47)	-8.61%	37,500.00	78.95%
10E014 2220 4050 00 000000	MEDIA SVC SUPPLIES & MATERIALS	61,930.62	43,590.54	30,000.00	52,895.94	25,000.00	(27,895.94)	-52.74%	(5,000.00)	-16.67%
10E014 2220 4120 00 000000	MEDIA SVC MAINTENANCE SUPPLIES	0	83,719.58	75,000.00	8,391.32	50,000.00	41,608.68	495.85%	(25,000.00)	-33.33%

10E014 2220 4322 00 000000	MEDIA SVC COMPUTER SOFTWARE	1,790.00	176.78	200	0	200.00	200.00	200.00	#DIV/0!	#DIV/0!	-	0.00%
10E014 2220 4700 00 000000	MEDIA SVC COMPUTER SOFTWARE	0	335	0	0	0	0	0	#DIV/0!	#DIV/0!	-	#DIV/0!
10E014 2220 5410 00 000000	MEDIA SVC NEW CAPITAL OUTLAY	829.96	25,958.82	245,000.00	261,395.85	275,000.00	275,000.00	13,604.15	5.20%	5.20%	30,000.00	12.24%
10E014 2220 5420 00 000000	MEDIA SVC REPLACE CAPITL OUTLY	138,074.63	60,236.17	35,000.00	15,644.56	35,000.00	35,000.00	19,355.44	123.72%	123.72%	-	0.00%
10E014 2220 5425 00 000000	MEDIA SVC NEW CAPITAL OUTLAY	0	144,391.00	235,000.00	257,007.33	250,000.00	250,000.00	(7,007.33)	-2.73%	-2.73%	15,000.00	6.38%
10E014 2220 7001 00 000000	SM EQUIPMENT NON-CAPITAL	0	335.99	0	0	0	0	0	#DIV/0!	#DIV/0!	-	#DIV/0!
10E014 2221 1140 00 000000	MEDIA SVC TECH SUPPORT SALARY	202,774.08	207,743.24	212,696.00	213,230.78	297,751.20	297,751.20	84,520.42	39.64%	39.64%	85,055.20	39.99%
10E014 2221 2110 00 000000	MEDIA SVC LIFE INSURANCE BENEF	273.48	283.44	397	283.44	291.94	291.94	8.50	3.00%	3.00%	(105.06)	-26.46%
10E014 2221 2220 00 000000	MEDIA SVC HEALTH INSURANCE BEN	29,677.58	33,240.48	41,461.00	33,539.70	34,545.89	34,545.89	1,006.19	3.00%	3.00%	(6,915.11)	-16.68%
10E014 2221 2230 00 000000	MEDIA SVC LONG TERM DISABILITY	103.2	96.96	383	96.96	99.87	99.87	2.91	3.00%	3.00%	(283.13)	-73.92%
10E014 2221 2240 00 000000	MEDIA SVC DENTAL INSURANCE BEN	1,525.84	1,626.72	2,556.00	2,555.52	2,632.19	2,632.19	76.67	3.00%	3.00%	76.19	2.98%
10E014 2222 2210 00 000000	MEDIA SVC LIFE INSURANCE BENEF	0	0	0	0	0	0	0	#DIV/0!	#DIV/0!	-	#DIV/0!
10E014 2222 2220 00 000000	MEDIA SVC HEALTH INSURANCE BEN	0	0	0	0	0	0	0	#DIV/0!	#DIV/0!	-	#DIV/0!
10E014 2222 2230 00 000000	MEDIA SVC LONG TERM DISABILITY	0	0	0	0	0	0	0	#DIV/0!	#DIV/0!	-	#DIV/0!
10E014 2222 2240 00 000000	MEDIA SVC DENTAL INSURANCE BEN	0	0	0	0	0	0	0	#DIV/0!	#DIV/0!	-	#DIV/0!
10E016 1130 3190 00 000000	McCormick Inst Purch Svcs	0	0	0	900	(900.00)	(900.00)	0	-100.00%	-100.00%	-	#DIV/0!
10E016 1130 4050 00 000000	McCormick Inst. Supplies	0	0	0	691.11	(691.11)	(691.11)	0	-100.00%	-100.00%	-	#DIV/0!
10E016 2210 1129 00 000000	DEMOCRACY IMPRV OF INST CURRIC	0	448	0	576	630.30	630.30	54.30	9.43%	9.43%	630.30	#DIV/0!
10E016 2210 2224 00 000000		0	3.95	0	5.31	-	-	(5.31)	-100.00%	-100.00%	-	#DIV/0!
10E016 2210 2229 00 000000		0	2.6	0	3.33	-	-	(3.33)	-100.00%	-100.00%	-	#DIV/0!
10E020 1130 1113 00 000000	FOR EXCHANGE PRGM EVENT ERNGS	8,400.00	5,760.00	5,000.00	10,200.00	25,288.00	25,288.00	15,088.00	147.92%	147.92%	20,288.00	405.76%
10E020 1130 2224 00 000000	FOR LANG BOARD PD T.H.I.S.	0	0	0	75.08	77.33	77.33	2.25	3.00%	3.00%	77.33	#DIV/0!
10E020 1130 2229 00 000000	FOR LANG BD PD TRS EE%/ER%	0	0	0	47.32	48.74	48.74	1.42	3.00%	3.00%	48.74	#DIV/0!
10E020 1130 3190 00 020000	FOREIGN EX-GERMAN PURCH SVC	0	0	0	1,054.39	(1,054.39)	(1,054.39)	0	-100.00%	-100.00%	-	#DIV/0!
10E020 1130 4100 00 010000	FOREIGN EX-FRENCH SUPPLIES	0	0	0	1,184.96	(1,184.96)	(1,184.96)	0	-100.00%	-100.00%	-	#DIV/0!
10E020 1130 4100 00 020000	FOREIGN EX-GERMAN SUPPLIES	0	0	0	373.81	(373.81)	(373.81)	0	-100.00%	-100.00%	-	#DIV/0!
10E020 1130 4100 00 030000	FOREIGN EX-SPAIN SUPPLIES	0	0	0	28,580.00	(28,580.00)	(28,580.00)	0	-100.00%	-100.00%	-	#DIV/0!
10E020 1130 4100 00 040000	FORIN EX-COSTA RICA SUPPLIES	0	0	0	1,652.00	(1,652.00)	(1,652.00)	0	-100.00%	-100.00%	-	#DIV/0!
10E022 1220 1102 00 000000	SP ED AST DIRECTOR SALARY	168,401.00	172,107.00	104,000.00	104,000.00	105,560.00	105,560.00	1,560.00	1.50%	1.50%	1,560.00	1.50%
10E022 1220 1116 00 000000	SP ED PRG GRNT OFFSET IDEA SAL	-257,054.00	-159,688.00	-257,000.00	-224,325.00	(224,325.00)	(224,325.00)	-	0.00%	0.00%	32,675.00	-12.71%
10E022 1220 1117 00 000000	SP ED PRG DIRECTOR SALARY	107,717.88	108,049.42	111,800.00	106,166.65	103,000.00	103,000.00	(3,166.65)	-2.98%	-2.98%	(8,800.00)	-7.87%
10E022 1220 1124 00 000000	SP ED PRG STAFFING EARNINGS	2,991.50	4,496.00	0	4,554.00	5,000.00	5,000.00	446.00	9.79%	9.79%	5,000.00	#DIV/0!
10E022 1220 1125 00 000000	SP ED PRG TEACHER SALARY	1,162,673.71	1,240,327.80	1,352,310.00	1,313,585.72	1,466,426.00	1,466,426.00	152,840.28	11.64%	11.64%	114,116.00	8.44%
10E022 1220 1141 00 000000	SP ED PRG PROG ASST SALARY	565,959.49	587,192.60	629,781.00	593,192.72	570,066.00	570,066.00	(23,126.72)	-3.90%	-3.90%	(59,715.00)	-9.48%
10E022 1220 1152 00 000000	SP ED PRG SECRETARY SALARY	50,610.66	51,060.00	53,142.00	53,141.76	55,026.56	55,026.56	1,884.80	3.55%	3.55%	1,884.56	3.55%
10E022 1220 1201 00 000000	SP ED PRG SUBSTITUTE EARNINGS	30,982.00	27,118.05	36,000.00	47,146.00	40,000.00	40,000.00	(7,146.00)	-15.16%	-15.16%	4,000.00	11.11%
10E022 1220 1207 00 000000	INST LONG TERM SUB 20+ DAYS	22,031.70	0	0	20,735.30	9,480.00	9,480.00	(11,255.30)	-54.28%	-54.28%	9,480.00	#DIV/0!
10E022 1220 1341 00 000000	SP ED PRG P.A. OVERTIME ERNGS	0	0	0	1,134.76	1,200.00	1,200.00	65.24	5.75%	5.75%	1,200.00	#DIV/0!
10E022 1220 1352 00 000000	SP ED PRG SECRETARY OVERTIME	0	0	0	362.01	500.00	500.00	137.99	38.12%	38.12%	500.00	#DIV/0!
10E022 1220 2001 00 000000	SP ED PRG EMPLOYEE BENEFITS	201.8	155.25	0	236.9	244.01	244.01	7.11	3.00%	3.00%	244.01	#DIV/0!
10E022 1220 2002 00 000000	SP ED PRG GRANT BENEFIT OFFSET	-50,379.00	-92,143.00	-50,000.00	-79,342.00	(81,722.26)	(81,722.26)	(2,380.26)	3.00%	3.00%	(31,722.26)	63.44%
10E022 1220 2210 00 000000	SP ED PRG LIFE INSURANCE BENEF	3,185.99	3,195.42	4,391.00	3,121.04	3,214.67	3,214.67	93.63	3.00%	3.00%	(1,176.33)	-26.79%
10E022 1220 2220 00 000000	SP ED PRG HEALTH INSURANCE BENE	415,950.52	478,444.44	452,878.00	464,693.95	478,634.77	478,634.77	13,940.82	3.00%	3.00%	25,756.77	5.69%
10E022 1220 2224 00 000000	SP ED PRG BOARD PAID T.H.I.S.	13,644.14	14,990.59	15,767.00	15,813.28	16,287.68	16,287.68	474.40	3.00%	3.00%	520.68	3.30%
10E022 1220 2229 00 000000	SP ED PRG BOARD PAID EE ER TRS	143,785.41	151,935.76	163,002.00	151,925.26	156,483.02	156,483.02	4,557.76	3.00%	3.00%	(6,518.98)	-4.00%
10E022 1220 2230 00 000000	SP ED PRG LONG TERM DISABILITY	2,887.10	2,948.30	3,966.00	2,852.07	2,937.63	2,937.63	85.56	3.00%	3.00%	(1,028.37)	-25.93%
10E022 1220 2240 00 000000	SP ED PRG DENTAL INSURANCE BENE	29,410.14	32,122.62	30,683.00	32,254.84	33,222.49	33,222.49	967.65	3.00%	3.00%	2,539.49	8.28%
10E022 1220 3190 00 000000	SP ED PRG SPECIAL OLYMPICS	0	0	0	2,500.00	2,500.00	2,500.00	-	0.00%	0.00%	2,500.00	#DIV/0!
10E022 1220 3192 00 000000	SP ED PRG PRIVATE PLACEMENT	1,003,071.59	911,500.81	950,000.00	1,073,394.20	10,000.00	10,000.00	(1,063,394.20)	-99.07%	-99.07%	(940,000.00)	-98.95%

10E022 1220 3193 00 000000	SP ED PRG PURCHASED SERVICES	656	71,421.50	75,000.00	77,851.00	80,000.00	2,149.00	2.76%	5,000.00	6.67%
10E022 1220 3350 00 000000	SP ED PRG TEACHER TRAVEL	1,027.17	318.9	500	1,354.67	1,500.00	145.33	10.73%	1,000.00	200.00%
10E022 1220 4050 00 000000	SP ED PRG SUPPLIES & MATERIALS	1,189.27	0	1,750.00	1,198.09	1,750.00	551.91	46.07%	-	0.00%
10E022 1220 4230 00 000000	SP ED PRG TEXTBOOKS & WRKBOOKS	0	0	0	262.44	-	(262.44)	-100.00%	-	#DIV/0!
10E022 1912 6002 00 000000	SP ED PRG PRIVATE PLACEMENT	0	0.00	0.00	0.00	1,090,000.00	1,090,000.00	#DIV/0!	1,090,000.00	#DIV/0!
10E022 4220 6709 00 000000	PMT TO OTH GOV UNIT-OMBUJDSMAN+	0	294,250.00	300,000.00	361,282.90	375,000.00	13,717.10	3.80%	75,000.00	25.00%
10E022 4220 6703 00 000000	PMTS OTH GOV SASED TUITION	703,959.21	805,710.55	790,000.00	928,607.03	1,000,000.00	71,392.97	7.69%	210,000.00	26.58%
10E028 1390 1125 00 000000	INST TEACHER EARNINGS	0	0	0	0	0	-	#DIV/0!	-	#DIV/0!
10E028 1390 2001 00 000000	INST EMPLOYEE BENEFITS	0	0	0	0	0	0	#DIV/0!	0	#DIV/0!
10E028 2110 1151 00 000000	ATTND SW SECRETARY SALARY	0	0	0	0	0	-	#DIV/0!	-	#DIV/0!
10E028 2110 2001 00 000000	ATTND SW EMPLOYEE BENEFITS	0	0	0	0	0	0	#DIV/0!	0	#DIV/0!
10E028 2210 3190 00 000000	IMPRV OF INST PURCHASED SVCS	0	0	0	0	0	-	#DIV/0!	-	#DIV/0!
10E028 2210 3350 00 000000	IMPRV OF INST TEACHER TRAVEL	0	0	0	0	0	-	#DIV/0!	-	#DIV/0!
10E028 2400 1111 00 000000	SCHL ADM DIRECTOR SALARY	0	0	0	0	0	-	#DIV/0!	-	#DIV/0!
10E028 2400 2001 00 000000	SCHL ADM EMPLOYEE BENEFITS	0	0	0	0	0	0	#DIV/0!	0	#DIV/0!
10E028 2540 3230 00 000000	O&M PLANT REPAIR & MAINTENANCE	0	0	0	0	0	-	#DIV/0!	-	#DIV/0!
10E029 1300 1125 00 000000	INST TEACHER SALARY	4,804.69	14,288.75	0	0	0	-	#DIV/0!	-	#DIV/0!
10E029 1300 2001 00 000000	INST EMPLOYEE BENEFITS	376.88	1,291.63	0	0	0	0	#DIV/0!	0	#DIV/0!
10E029 1300 4050 00 000000	INST SUPPLIES & MATERIALS	0	0	0	0	0	-	#DIV/0!	-	#DIV/0!
10E029 1300 4230 00 000000	INST TEXTBOOKS & WORKBOOKS	0	0	0	0	0	-	#DIV/0!	-	#DIV/0!
10E029 2110 1151 00 000000	ATTND SW SECRETARY SALARY	0	1,738.53	0	0	0	-	#DIV/0!	-	#DIV/0!
10E029 2110 2001 00 000000	ATTND SW EMPLOYEE BENEFITS	0	342.48	0	0	0	0	#DIV/0!	0	#DIV/0!
10E029 2120 1126 00 000000	GUIDN COUNSELOR SALARY	0	1,819.13	0	0	0	-	#DIV/0!	-	#DIV/0!
10E029 2120 2001 00 000000	INST EMPLOYEE BENEFITS	0	120.42	0	0	0	0	#DIV/0!	0	#DIV/0!
10E029 2210 3190 00 000000	IMPRV OF INST PURCHASED SERVICE	0	0	0	0	0	-	#DIV/0!	-	#DIV/0!
10E029 2400 1111 00 000000	SCHL ADM DIRECTOR SALARY	400	0	0	0	0	0	#DIV/0!	0	#DIV/0!
10E029 2400 2001 00 000000	SCHL ADM EMPLOYEE BENEFITS	82.2	0	0	0	0	0	#DIV/0!	0	#DIV/0!
10E029 2540 6997 00 000000	O&M PLANT INDIRECT COSTS	792.74	0	0	0	0	-	#DIV/0!	-	#DIV/0!
10E030 1407 1102 00 000000	CTE BUS ED DIVISION HEAD SAL	91,731.00	95,208.00	97,693.00	97,693.00	98,670.00	977.00	1.00%	977.00	1.00%
10E030 1407 1125 00 000000	CTE BUS ED TEACHER SALARY	280,485.66	313,211.41	321,990.00	317,253.22	326,346.00	9,092.78	2.87%	4,356.00	1.35%
10E030 1407 1201 00 000000	CTE BUS ED SUBSTITUTE EARNINGS	2,222.00	2,394.00	10,000.00	4,414.00	5,000.00	586.00	13.28%	(5,000.00)	-50.00%
10E030 1407 1207 00 000000	BUS LONG-TERM SUB EARNINGS	0	0	10,000.00	9,165.00	-	(9,165.00)	-100.00%	(10,000.00)	-100.00%
10E030 1407 2001 00 000000	CTE BUS ED EMPLOYEE BENEFITS	0	0	0	53.45	55.05	1.60	3.00%	55.05	#DIV/0!
10E030 1407 2210 00 000000	CTE BUS ED LIFE INSURANCE BENE	675.81	707.79	855	721.35	742.99	21.64	3.00%	(112.01)	-13.10%
10E030 1407 2220 00 000000	CTE BUS ED HEALTH INSURANCE	59,519.29	70,541.82	71,177.00	71,174.22	73,309.45	2,135.23	3.00%	2,132.45	3.00%
10E030 1407 2224 00 000000	CTE BUS ED BOARD PAID T.H.I.S.	3,371.53	3,992.68	4,322.00	4,277.92	4,406.26	128.34	3.00%	84.26	1.95%
10E030 1407 2229 00 000000	CTE BUS ED BOARD PMT EE ER TRS	36,298.10	41,055.14	44,455.00	41,231.36	42,468.30	1,236.94	3.00%	(1,986.70)	-4.47%
10E030 1407 2230 00 000000	CTE BUS ED LONG TERM DISABILITY	639.54	674.26	772	687.3	707.92	20.62	3.00%	(64.08)	-8.30%
10E030 1407 2240 00 000000	CTE BUS ED DENTAL INSURANCE	2,347.79	3,450.12	3,511.00	3,511.00	3,615.55	105.31	3.00%	104.55	2.98%
10E030 1407 4050 00 000000	CTE BUS ED SUPPLIES & MATERIAL	1,194.85	1,085.40	1,250.00	923.98	1,250.00	326.02	35.28%	-	0.00%
10E030 1407 4230 00 000000	CTE BUS ED TEXTBOOKS & WRKBS	4,690.20	4,690.20	0	3,472.25	3,000.00	(472.25)	-13.60%	3,000.00	#DIV/0!
10E030 1407 4910 00 000000	CTE BUS ED SCHOOL STORE SUPPLY	1,320.00	1,320.00	1,400.00	0	1,400.00	1,400.00	#DIV/0!	-	0.00%
10E030 1407 6430 00 000000	CTE BUS ED CONTEST ENTRY FEES	25	0	0	0	0	-	#DIV/0!	-	#DIV/0!
10E032 1421 1125 00 000000	CTE FACS TEACHER SALARY	193,841.80	158,767.70	162,073.00	161,030.98	163,711.00	2,680.02	1.66%	1,638.00	1.01%
10E032 1421 1201 00 000000	CTE FACS SUBSTITUTE EARNINGS	6,712.00	5,137.00	4,000.00	4,506.00	4,000.00	(506.00)	-11.23%	-	0.00%
10E032 1421 2001 00 000000	CTE FACS EMPLOYEE BENEFITS	49.9	48.45	0	0	-	-	#DIV/0!	-	#DIV/0!
10E032 1421 2210 00 000000	CTE FACS LIFE INSURANCE BENE	240.78	224.64	330	267.48	275.50	8.02	3.00%	(54.50)	-16.51%
10E032 1421 2220 00 000000	CTE FACS HEALTH INSURANCE BENE	16,399.47	22,121.55	24,410.00	24,409.92	25,142.22	732.30	3.00%	732.22	3.00%
10E032 1421 2224 00 000000	CTE FACS BOARD PAID T.H.I.S.	1,826.41	1,494.98	1,850.00	1,660.96	1,710.79	49.83	3.00%	(139.21)	-7.52%

10E032 1421 2229 00 000000	CTE FACS BOARD PAID EE ER TRS	19,282.10	15,263.08	21,157.00	16,103.86	16,586.98	483.12	3.00%	(4,570.02)	-21.60%
10E032 1421 2230 00 000000	CTE FACS LONG TERM DISABILITY	319.14	265.29	292	258.39	266.14	7.75	3.00%	(25.86)	-8.86%
10E032 1421 2240 00 000000	CTE FACS DENTALINSURANCE BENE	1,029.48	1,469.43	1,681.00	1,680.48	1,730.89	50.41	3.00%	49.89	2.97%
10E032 1421 3230 00 000000	CTE FACS REPAIR & MAINTENANCE	918.3	0	1,200.00	609	1,200.00	591.00	97.04%	-	0.00%
10E032 1421 4050 00 000000	CTE FACS SUPPLIES & MATERIALS	16,951.60	17,055.49	17,500.00	16,994.50	17,500.00	505.50	2.97%	-	0.00%
10E032 1421 4230 00 000000	CTE FACS TEXTBOOKS & WORKBOOKS	0	8,505.99	0	1,804.95	-	(1,804.95)	-100.00%	-	#DIV/0!
10E032 1421 4910 00 000000	CTE FACS SCHOOL STORE SUPPLIES	0	2,166.48	0	0	-	-	#DIV/0!	-	#DIV/0!
10E034 1447 1125 00 000000	CTE IA TEACHER SALARY	105,099.56	73,246.17	69,938.00	69,703.25	71,869.00	2,165.75	3.11%	1,931.00	2.76%
10E034 1447 1201 00 000000	CTE IA SUBSTITUTE EARNINGS	494	1,126.00	1,400.00	288	1,000.00	712.00	247.22%	(400.00)	-28.57%
10E034 1447 2210 00 000000	CTE IA LIFE INSURANCE BENEFITS	179.19	118.56	143	109.2	112.48	3.28	3.00%	(30.52)	-21.35%
10E034 1447 2220 00 000000	CTE IA HEALTH INSURANCE BENE	12,673.03	5,992.38	4,691.00	4,690.80	4,831.52	140.72	3.00%	140.52	3.00%
10E034 1447 2224 00 000000	CTE IA BOARD PAID T.H.I.S.	965.79	659.59	703	705.4	726.56	21.16	3.00%	23.56	3.35%
10E034 1447 2229 00 000000	CTE IA BOARD PAID EE ER TRS	10,408.20	6,757.17	7,323.00	6,941.84	7,150.12	208.26	3.00%	(172.90)	-2.36%
10E034 1447 2230 00 000000	CTE IA LONG TERM DISABILITY	172.3	114.09	126	105.12	108.27	3.15	3.00%	(17.73)	-14.07%
10E034 1447 2240 00 000000	CTE IA DENTAL INSURANCE BENE	933.66	451.41	366	365.76	376.73	10.97	3.00%	10.73	2.93%
10E034 1447 4050 00 000000	CTE IA SUPPLIES & MATERIALS	553.82	124.37	500	338.67	500.00	161.33	47.64%	-	0.00%
10E034 1447 4230 00 000000	CTE IA TEXTBOOKS & WORKBOOKS	2,428.62	0	4,034.00	3,299.30	-	(3,299.30)	-100.00%	(4,034.00)	-100.00%
10E034 1447 4920 00 000000	CTE IA SCHOOL STORE SHOP CARDS	0	0	0	0	-	-	#DIV/0!	-	#DIV/0!
10E035 1459 3350 00 000000	CTE BTT TEACHER TRAVEL	0	0	150	0	150.00	150.00	#DIV/0!	-	0.00%
10E040 1600 1125 00 000000	INST SS ACADEMIC TE EARNINGS	14,337.50	24,573.50	35,000.00	31,912.00	35,000.00	3,088.00	9.68%	-	0.00%
10E040 1600 1127 00 000000	INST SS DRIVERS ED TE EARNINGS	27,006.67	43,927.50	25,000.00	27,354.00	25,000.00	(2,354.00)	-8.61%	-	0.00%
10E040 1600 1141 00 000000	INST SS PROG ASSISTANT ERNGS	1,690.33	2,255.73	3,400.00	2,166.12	3,000.00	833.88	38.50%	(400.00)	-11.76%
10E040 1600 2224 00 000000	INST SS BOARD PAID T.H.I.S.	347.29	592.11	650	515.08	530.53	15.45	3.00%	(119.47)	-18.38%
10E040 1600 2229 00 000000	INST SS BOARD PAID EE ER TRS	239.8	397.31	500	324.71	334.45	9.74	3.00%	(165.55)	-33.11%
10E040 1600 3190 00 000000	INST SS PURCHASED SERVICE	1,716.45	460	2,000.00	440	1,000.00	560.00	127.27%	(1,000.00)	-50.00%
10E040 1600 3252 00 000000	INST SS DRIVER ED CAR RENTAL	4,050.00	4,350.00	4,400.00	6,000.00	6,000.00	421.22	0.00%	1,600.00	36.36%
10E040 1600 4052 00 000000	INST SS DRV ED SVC&REPR PARTS	2,349.95	200	2,000.00	1,578.78	2,000.00	421.22	26.68%	-	0.00%
10E040 1600 4055 00 000000	INST SS BAND CAMP SUPPLIES	2,988.74	2,173.89	2,500.00	2,118.48	2,500.00	381.52	18.01%	-	0.00%
10E040 1600 4686 00 000000	INST SS DRIVER ED GASOLINE	860.28	865.82	750	897.23	1,000.00	102.77	11.45%	250.00	33.33%
10E040 1622 1131 00 000000	INST SS SP ED TEACHER ERNGS	5,735.00	9,898.00	5,000.00	14,369.00	10,000.00	(4,369.00)	-30.41%	5,000.00	100.00%
10E040 1622 1144 00 000000	INST SS SP ED PROG AST ERNGS	5,844.63	6,716.37	6,000.00	7,276.18	7,500.00	223.82	3.08%	1,500.00	25.00%
10E040 1622 2224 00 000000		48.17	87.1	50	132.19	136.16	3.97	3.00%	86.16	172.31%
10E040 1622 2229 00 000000		33.26	57.41	50	83.35	85.85	2.50	3.00%	35.85	71.70%
10E041 1600 1133 00 000000	SUMMR SPORTS ERNGS BASEBALL	3,777.90	5,141.84	45,000.00	4,620.00	6,000.00	1,380.00	29.87%	(39,000.00)	-86.67%
10E041 1600 2224 00 000000	SUMMR SPORTS BD PD TRS BASEBAL	30.47	37.54	0	42.51	43.7853	1.2753	3.00%	43.7853	#DIV/0!
10E041 1600 2229 00 000000	SUMMR SPORTS BD PD THIS BASEBL	21.03	25.92	0	26.79	27.5937	0.8037	3.00%	27.5937	#DIV/0!
10E041 1600 3191 00 000000	SUMMR SPORTS OFFICIAL BASEBALL	1,081.92	320.32	0	191.52	-	(191.52)	-100.00%	-	#DIV/0!
10E041 1600 4057 00 000000	SUMMR SPORTS SUPPLIES BASEBALL	75	0	0	0	-	-	#DIV/0!	-	#DIV/0!
10E041 1601 1133 00 010000	SUMMR SPORTS ERNGS B BSKTBL	15,411.19	4,331.86	0	0	-	-	#DIV/0!	-	#DIV/0!
10E041 1601 2224 00 010000	SUMMR BD PD TRS B BSKTBALL	56.34	5.62	0	0	0	0	#DIV/0!	0	#DIV/0!
10E041 1601 2229 00 010000	SUMMR SPORTS BD PD THIS B BSKT	38.91	3.75	0	0	0	0	#DIV/0!	0	#DIV/0!
10E041 1601 4057 00 010000	SUMMR SPORTS SUPPLIES B BSKTBL	421	1,732.00	0	383.55	-	(383.55)	-100.00%	-	#DIV/0!
10E041 1602 1133 00 020000	SUMMR SPORTS ERNGS G BSKTBL	1,944.25	2,527.16	0	0	-	-	#DIV/0!	-	#DIV/0!
10E041 1602 2224 00 020000	SUMMR SPORTS BD PD TRS G BSKT	16.34	0	0	0	0	0	#DIV/0!	0	#DIV/0!
10E041 1602 2229 00 020000	SUMMR SPORTS BD PD THIS G BSKT	11.28	0	0	0	0	0	#DIV/0!	0	#DIV/0!
10E041 1602 4057 00 020000	SUMMR SPORTS SUPPLIES G BSKTBL	224.5	39	0	0	-	-	#DIV/0!	-	#DIV/0!
10E041 1603 1133 00 030000	SUMMR SPORTS ERNGS BADMINTN	614.4	879.55	0	0	-	-	#DIV/0!	-	#DIV/0!
10E041 1603 2224 00 030000	SUMMR BD PD TRS BADMINTON	5.16	7.39	0	0	0	0	#DIV/0!	0	#DIV/0!
10E041 1603 2229 00 030000	SUMMR BD PD THIS BADMINTON	3.56	5.1	0	0	0	0	#DIV/0!	0	#DIV/0!

10E045 1800 1116 00 000000	INST BIL GRANT SALARY OFFSET	-85,775.00	-98,781.76	-86,000.00	-101,776.88	(101,776.88)	-	0.00%	(15,776.88)	18.35%
10E045 1800 1125 00 000000	INST BIL TEACHER SALARY	248,673.86	255,733.67	330,046.00	320,866.27	320,542.00	(324.27)	-0.10%	(9,504.00)	-2.88%
10E045 1800 1141 00 000000	INST BIL PROG AST SALARY	64,963.34	74,647.68	69,227.00	79,314.30	101,396.56	22,082.26	27.84%	32,169.56	46.47%
10E045 1800 1152 00 000000	INST BIL SECRETARY SALARY	37,902.89	41,301.48	43,352.00	43,182.62	44,482.40	1,299.78	3.01%	1,130.40	2.61%
10E045 1800 1201 00 000000	INST BIL SUBSTITUTE EARNINGS	2,151.00	1,853.00	5,000.00	2,948.00	5,000.00	2,052.00	69.61%	-	0.00%
10E045 1800 2210 00 000000	INST BIL LIFE INSURANCE BENE	785.68	784.45	1,070.00	860.09	885.89	25.80	3.00%	(184.11)	-17.21%
10E045 1800 2220 00 000000	INST BIL HEALTH INSURANCE BENE	92,117.76	98,973.84	101,630.00	98,815.62	101,780.09	2,964.47	3.00%	150.09	0.15%
10E045 1800 2224 00 000000	INST BIL BOARD PAID T.H.I.S.	3,109.75	3,344.25	4,251.00	4,270.92	4,399.05	128.13	3.00%	148.05	3.48%
10E045 1800 2229 00 000000	INST BIL BOARD EE ER TRS	33,509.91	34,430.41	43,752.00	41,959.90	43,218.70	1,258.80	3.00%	(533.30)	-1.22%
10E045 1800 2230 00 000000	INST BIL LONG TERM DISABILITY	759.87	758.61	981	831.61	856.56	24.95	3.00%	(124.44)	-12.69%
10E045 1800 2240 00 000000	INST BIL DENTAL INSURANCE BENE	4,701.84	4,680.00	5,071.00	5,026.47	5,177.26	150.79	3.00%	106.26	2.10%
10E045 1800 3190 00 000000	INST BIL PURCHASED SERVICE	0	750	0	0	0	-	#DIV/0!	-	#DIV/0!
10E045 1800 4050 00 000000	INST BIL SUPPLIES & MATERIALS	229.12	0	300	0	0	-	#DIV/0!	(300.00)	-100.00%
10E045 1800 4230 00 000000	INST BIL TEXTBOOKS & WORKBOOKS	0	1,648.90	1,791.00	791.4	1,000.00	208.60	26.36%	(791.00)	-44.17%
10E045 1800 4910 00 000000	INST BIL SCHOOL STORE SUPPLIES	1,444.63	78.33	2,200.00	1,200.00	1,500.00	300.00	25.00%	(700.00)	-31.82%
10E045 1800 6450 00 000000	INST BIL DUES FEES TRAVEL	17.99	0	0	0	0	-	#DIV/0!	-	#DIV/0!
10E050 2110 1103 00 000000	SOCWK SOCIAL WORKER SALARY	163,094.01	167,705.19	206,882.00	151,421.22	160,648.00	9,226.78	6.09%	(46,234.00)	-22.35%
10E050 2110 2001 00 000000	SOCWK EMPLOYEE BENEFITS	0	0	0	53.45	55.05	1.60	3.00%	55.05	#DIV/0!
10E050 2110 2210 00 000000	SOCWK LIFE INSURANCE BENEFIT	203.52	204.99	422	191.55	197.30	5.75	3.00%	(224.70)	-53.25%
10E050 2110 2220 00 000000	SOCWK HEALTH INSURANCE BENEFIT	18,732.72	19,510.08	22,868.00	18,554.28	19,110.91	556.63	3.00%	(3,757.09)	-16.43%
10E050 2110 2224 00 000000	SOCWK BOARD PAID T.H.I.S.	1,506.66	1,621.87	2,080.00	1,497.88	1,542.82	44.94	3.00%	(537.18)	-25.83%
10E050 2110 2229 00 000000	SOCWK BOARD PAID EE ER TRS	16,286.49	16,749.50	21,661.00	14,781.69	15,225.14	443.45	3.00%	(6,435.86)	-29.71%
10E050 2110 2230 00 000000	SOCWK LONG TERM DISABILITY	297.36	298.84	382	285.6	294.17	8.57	3.00%	(87.83)	-22.99%
10E050 2110 2240 00 000000	SOCWK DENTAL INSURANCE BENEFIT	1,614.24	1,626.72	1,967.00	1,622.16	1,670.82	48.66	3.00%	(296.18)	-15.06%
10E050 2110 3190 00 000000	SOC WRKR CONTRACT SERVICES	0	0	0	30,575.16	1,670.82	(30,575.16)	-100.00%	-	#DIV/0!
10E050 2110 4051 00 000000	SOCWK SUPPLIES & MATERIALS	0	135	150	0	150.00	150.00	#DIV/0!	-	0.00%
10E050 2110 6450 00 000000	SOCWK DUES & FEES	0	0	0	0	200.00	200.00	#DIV/0!	200.00	#DIV/0!
10E051 1300 1125 00 000000	INST GUIDN PROCTOR EARNINGS	-500	0	0	0	200.00	-	#DIV/0!	-	#DIV/0!
10E051 2120 1102 00 000000	GUIDN DIVISION HEAD SALARY	91,800.00	96,000.00	98,505.00	98,505.00	82,000.00	(16,505.00)	-16.76%	(16,505.00)	-16.76%
10E051 2120 1126 00 000000	GUIDN COUNSELOR SALARY	405,079.05	420,601.00	373,510.00	371,932.85	425,621.00	53,688.15	14.43%	52,111.00	13.95%
10E051 2120 1129 00 000000	GUIDN SUMMER COUNSELOR ERNGS	2,456.75	2,411.89	2,500.00	2,474.73	2,500.00	25.27	1.02%	-	0.00%
10E051 2120 1152 00 000000	GUIDN SECRETARY SALARY	30,517.07	31,109.44	32,224.00	32,055.48	33,018.72	963.24	3.00%	794.72	2.47%
10E051 2120 1201 00 000000	GUIDN SUBSTITUTE SALARY	0	336	0	0	0	-	#DIV/0!	-	#DIV/0!
10E051 2120 1207 00 000000	GUID LONG TERM SUB 20+ DAYS	9,039.00	16,298.14	47,605.00	46,730.44	1,500.00	(46,730.44)	-100.00%	(47,605.00)	-100.00%
10E051 2120 1352 00 000000	GUIDN SECRETARY OVERTIME ERNGS	1,207.41	1,570.26	0	1,362.38	1,500.00	137.62	10.10%	1,500.00	#DIV/0!
10E051 2120 2001 00 000000	GUIDN EMPLOYEE BENEFITS	100.9	50.45	0	0	-	-	#DIV/0!	-	#DIV/0!
10E051 2120 2210 00 000000	GUIDN LIFE INSURANCE BENEFITS	811.5	833.52	1,119.00	827.62	852.45	24.83	3.00%	(266.55)	-23.82%
10E051 2120 2220 00 000000	GUIDN HEALTH INSURANCE BENEFIT	75,665.43	81,014.39	61,456.00	80,748.96	83,171.43	2,422.47	3.00%	21,715.43	35.33%
10E051 2120 2224 00 000000	GUIDN BOARD PAID T.H.I.S.	4,662.10	5,117.17	5,226.00	5,264.51	5,422.45	157.94	3.00%	196.45	3.76%
10E051 2120 2229 00 000000	GUIDN BOARD PAID EE ER TRS	50,397.32	52,008.37	53,866.00	51,870.19	53,426.30	1,556.11	3.00%	(439.70)	-0.82%
10E051 2120 2230 00 000000	GUIDN DISABILITY INSURANCE BEN	876.09	897.25	1,010.00	890.61	917.33	26.72	3.00%	(92.67)	-9.18%
10E051 2120 2240 00 000000	GUIDN DENTAL INSURANCE BENEFIT	5,972.94	6,218.54	5,171.00	6,297.45	6,486.37	188.92	3.00%	1,315.37	25.44%
10E051 2120 3190 00 000000	GUIDN PURCH SVCS (TESTING)	0	0	350	0	-	-	#DIV/0!	(350.00)	-100.00%
10E051 2120 3197 00 000000	GUIDN ACT PREP VENDOR	3,135.00	0	4,200.00	0	-	-	#DIV/0!	(4,200.00)	-100.00%
10E051 2120 3420 00 000000	GUIDN COMPUTER SOFTWARE	799	799	17,140.00	17,140.10	13,140.00	(4,000.10)	-23.34%	(4,000.00)	-23.34%
10E051 2120 4050 00 000000	GUIDN SUPPLIES & MATERIALS	1,409.44	1,508.42	1,500.00	1,491.46	1,500.00	8.54	0.57%	-	0.00%
10E052 2130 1130 00 000000	HLTH SVC SCHOOL NURSE SALARY	59,746.93	60,786.17	61,522.00	61,297.35	66,076.00	4,778.65	7.80%	4,554.00	7.40%
10E052 2130 1131 00 000000	HLTH SVC STAFF NURSE	66,057.33	67,560.52	69,983.00	69,615.68	71,907.68	2,292.00	3.29%	1,924.68	2.75%
10E052 2130 1350 00 000000	HLTH SVC NURSE OVERTIME ERNGS	458.2	467.4	500	2,153.90	500.00	(1,653.90)	-76.79%	-	0.00%

10E052 2130 2210 00 000000	HLTH SVC LIFE INSURANCE BENE	226.56	226.56	257	226.56	233.36	6.80	3.00%	(23.64)	-9.20%
10E052 2130 2220 00 000000	HLTH SVC HEALTH INSURANCE BENE	35,470.80	36,756.48	35,727.00	35,725.92	36,797.70	1,071.78	3.00%	1,070.70	3.00%
10E052 2130 2224 00 000000	HLTH SVC BOARD PAID T.H.I.S.	549.78	584.86	619	618.42	636.97	18.55	3.00%	17.97	2.90%
10E052 2130 2229 00 000000	HLTH SVC BOARD PAID EE ER TRS	5,943.41	6,034.73	6,442.00	6,103.45	6,286.55	183.10	3.00%	(155.45)	-2.41%
10E052 2130 2230 00 000000	HLTH SVC LONG TERM DISABILITY	176.16	176.16	237	176.16	181.44	5.28	3.00%	(55.56)	-23.44%
10E052 2130 2240 00 000000	HLTH SVC DENTAL INSURANCE BENE	2,279.52	2,297.52	2,292.00	2,290.80	2,359.52	68.72	3.00%	67.52	2.95%
10E052 2130 3135 00 000000	HLTH SVC HEARING & VISION	672.08	60	1,000.00	0	1,000.00	1,000.00	#DIV/0!	-	0.00%
10E052 2130 3190 00 000000	HLTH NURSE CONTRACT SERVICE	2,755.00	4,426.25	5,000.00	0	5,000.00	5,000.00	#DIV/0!	-	0.00%
10E052 2130 4051 00 000000	HLTH SVC SUPPLIES & MATERIALS	764.8	1,400.81	1,600.00	1,645.68	1,600.00	(45.68)	-2.78%	-	0.00%
10E052 2130 4190 00 000000	HLTH SVC OTHER SUPPLIES	775.83	0	1,000.00	487	1,000.00	513.00	105.34%	-	0.00%
10E053 2140 1104 00 000000	PSYCH PSYCHOLOGIST SALARY	91,080.51	118,017.22	132,017.00	130,137.77	135,663.00	5,525.23	4.25%	3,646.00	2.76%
10E053 2140 2001 00 000000	PSYCH EMPLOYEE BENEFITS	50.95	0	0	54	55.62	1.62	3.00%	55.62	#DIV/0!
10E053 2140 2210 00 000000	PSYCH LIFE INSURANCE BENE	160.44	211.55	269	225.9	232.68	6.78	3.00%	(36.32)	-13.50%
10E053 2140 2220 00 000000	PSYCH HEALTH INSURANCE BENE	14,991.48	18,898.71	19,079.00	20,467.80	21,081.83	614.03	3.00%	2,002.83	10.50%
10E053 2140 2224 00 000000	PSYCH BOARD PAID T.H.I.S.	756.65	1,197.86	1,328.00	1,295.49	1,334.35	38.86	3.00%	6.35	0.48%
10E053 2140 2229 00 000000	PSYCH BOARD PAID EE ER TRS	7,796.51	12,359.80	13,823.00	12,632.06	13,011.02	378.96	3.00%	(811.98)	-5.87%
10E053 2140 2230 00 000000	PSYCH LONG TERM DISABILITY	154.62	204.28	238	217.41	223.93	6.52	3.00%	(14.07)	-5.91%
10E053 2140 2240 00 000000	PSYCH HEALTH INSURANCE BENE	1,012.74	1,238.19	1,278.00	1,414.80	1,457.24	42.44	3.00%	179.24	14.03%
10E053 2140 3190 00 000000	PSYCH CONTRACT SERVICES	54,533.25	0	0	0	500.00	(52.59)	-9.52%	-	0.00%
10E053 2140 4050 00 000000	AVID SUPPLIES & MATERIALS	123,517.41	0	500	552.59	500.00	(52.59)	-9.52%	-	0.00%
10E054 1130 1125 00 000000	AVID INSTRUCTIONAL TE REG SAL	132,487.76	132,487.76	137,103.00	136,642.87	140,889.00	4,246.13	3.11%	3,786.00	2.76%
10E054 1130 1141 00 000000	AVID PROG ASST EARNINGS	0	0	12,000.00	5,055.00	5,000.00	(55.00)	-1.09%	(7,000.00)	-58.33%
10E054 1130 1201 00 000000	AVID INST SUBSTITUTE EARNINGS	2,980.00	3,041.00	2,500.00	4,126.00	4,000.00	(126.00)	-3.05%	1,500.00	60.00%
10E054 1130 2210 00 000000	AVID INST LIFE INSURANCE BENE	214.68	218.21	280	224.91	231.66	6.75	3.00%	(48.34)	-17.27%
10E054 1130 2220 00 000000	AVID INST HEALTH INSURANCE BENE	30,493.92	33,674.16	33,863.00	33,862.80	34,878.68	1,015.88	3.00%	1,015.68	3.00%
10E054 1130 2224 00 000000	AVID INST BOARD PAID T.H.I.S.	1,173.55	1,296.09	1,379.00	1,401.49	1,443.53	42.04	3.00%	64.53	4.68%
10E054 1130 2229 00 000000	AVID INST BOARD PAID EE ER TRS	12,509.38	13,248.43	14,355.00	13,620.21	14,028.82	408.61	3.00%	(326.18)	-2.27%
10E054 1130 2230 00 000000	AVID INST LONG TERM DISABILITY	208.26	211.73	247	218.22	224.77	6.55	3.00%	(22.23)	-9.00%
10E054 1130 2240 00 000000	AVID INST DENTAL INSURANCE BENE	1,855.86	1,930.56	1,925.00	1,925.04	1,982.79	57.75	3.00%	57.79	3.00%
10E054 1130 3190 00 000000	AVID INSTRUCTIONAL CONTRACT SVCS	8,695.00	7,799.00	8,750.00	10,559.00	10,000.00	(559.00)	-5.29%	1,250.00	14.29%
10E054 1130 4050 00 000000	AVID INSTRUCTIONAL SUPPLIES	685.93	749.6	0	5,538.16	2,500.00	(3,038.16)	-54.86%	2,500.00	#DIV/0!
10E054 2210 3190 00 000000	AVID IMPRV CURRICULUM PURCH SVC	436.69	504.54	0	1,443.88	1,000.00	(443.88)	-30.74%	1,000.00	#DIV/0!
10E054 2210 3320 00 000000	AVID IMPRV OF CURRIC TVL&CONF	4,009.31	5,637.82	8,000.00	7,442.39	8,000.00	557.61	7.49%	-	0.00%
10E054 2210 4050 00 000000	AVID IMPROV CURRICULUM SUPPLY	0	0	1,000.00	0	1,000.00	1,000.00	#DIV/0!	-	0.00%
10E055 2150 1106 00 000000	SPEECH PATHOLOGY ERNGS	53,174.58	55,905.45	47,605.00	48,689.07	48,920.00	230.93	0.47%	1,315.00	2.76%
10E055 2150 2210 00 000000	SPEECH LIFE INSURANCE BENE	94.32	94.32	97	88.86	91.53	2.67	3.00%	(5.47)	-5.64%
10E055 2150 2220 00 000000	SPEECH HEALTH INSURANCE BENE	4,821.36	5,183.04	4,415.00	4,516.92	4,652.43	135.51	3.00%	237.43	5.38%
10E055 2150 2224 00 000000	SPEECH BOARD PAID T.H.I.S.	489.36	541.99	479	478.6	492.96	14.36	3.00%	13.96	2.91%
10E055 2150 2229 00 000000	SPEECH BOARD PAID EE ER TRS	5,289.69	5,584.65	4,985.00	4,724.23	4,865.96	141.73	3.00%	(119.04)	-2.39%
10E055 2150 2230 00 000000	SPEECH LONG TERM DISABILITY	91.44	91.44	86	86.4	88.99	2.59	3.00%	2.99	3.48%
10E055 2150 2240 00 000000	SPEECH DENTAL INSURANCE BENE	342.72	345.36	345	344.4	354.73	10.33	3.00%	9.73	2.82%
10E061 2220 1122 00 000000	MEDIA SVC LIBRARIAN SALARY	125,934.33	132,053.51	138,699.00	137,977.65	120,730.00	(17,247.65)	-12.50%	(17,969.00)	-12.96%
10E061 2220 1142 00 000000	MEDIA SVC LRC AID SALARY	56,863.95	57,231.24	58,431.00	58,242.20	55,542.80	(2,699.40)	-4.63%	(2,888.20)	-4.94%
10E061 2220 1201 00 000000	MEDIA SVC EMPLOYEE BENEFITS	384	168	3,000.00	34	3,000.00	(34.00)	-100.00%	(3,000.00)	-100.00%
10E061 2220 1342 00 000000	MEDIA SVC LRC AIDE OVERTIME	0	0	0	48.79	2,000.00	(48.79)	-100.00%	-	#DIV/0!
10E061 2220 1352 00 000000	MEDIA SVC CLERK OVERTIME	0	0	0	1,654.81	2,000.00	345.19	20.86%	2,000.00	#DIV/0!
10E061 2220 2001 00 000000	MEDIA SVC EMPLOYEE BENEFITS	0	52.4	0	0	-	-	#DIV/0!	-	#DIV/0!
10E061 2220 2210 00 000000	MEDIA SVC LIFE INSURANCE BENE	286.8	288.46	392	325.59	335.36	9.77	3.00%	(56.64)	-14.45%
10E061 2220 2220 00 000000	MEDIA SVC HEALTH INSURANCE BENE	15,223.92	15,700.08	15,432.00	15,431.10	15,894.03	462.93	3.00%	462.03	2.99%

10E061	2220	2224	00	000000	MEDIA SVC BOARD PAID T.H.I.S.	1,162.21	1,278.12	1,395.00	1,394.91	1,436.76	41.85	3.00%	41.76	2.99%
10E061	2220	2229	00	000000	MEDIA SVC BOARD PAID EE ER TRS	12,530.31	13,173.60	14,522.00	13,764.10	14,177.02	412.92	3.00%	(344.98)	-2.38%
10E061	2220	2230	00	000000	MEDIA SVC LONG TERM DISABILITY	276.72	278.32	355	314.07	323.49	9.42	3.00%	(31.51)	-8.88%
10E061	2220	2240	00	000000	MEDIA SVC DENTAL INSURANCE BEN	2,258.16	1,778.64	1,279.00	1,277.76	1,316.09	38.33	3.00%	37.09	2.90%
10E061	2220	3227	00	000000	MEDIA SVC INTERNET CHARGES	23,874.38	24,411.28	25,300.00	24,982.29	25,081.09	98.80	0.40%	(218.91)	-0.87%
10E061	2220	3620	00	000000	MEDIA SVC BK BINDING-RESTRICT	983.05	1,012.25	1,000.00	1,028.50	1,000.00	(28.50)	-2.77%	-	0.00%
10E061	2220	4110	00	000000	MEDIA SVC OTHER LRC SUPPLIES	1,502.39	1,448.52	1,500.00	910.13	1,500.00	589.87	64.81%	-	0.00%
10E061	2220	4310	00	000000	MEDIA SVC LRC BOOKS	2,995.95	3,608.21	3,000.00	2,914.24	3,000.00	85.76	2.94%	-	0.00%
10E061	2220	4320	00	000000	MEDIA SVC AV MATERIALS	352.11	351.54	1,000.00	318.14	1,000.00	681.86	214.33%	-	0.00%
10E061	2220	4400	00	000000	MEDIA SVC PERIODICALS	3,122.10	3,000.42	4,500.00	3,180.56	3,500.00	319.44	10.04%	(1,000.00)	-22.22%
10E061	2220	4700	00	000000	MEDIA SVC COMPUTER SOFTWARE	1,178.00	1,219.45	1,200.00	1,219.45	1,200.00	(19.45)	-1.59%	-	0.00%
10E061	2220	5410	00	000000	MEDIA SVC CAPITAL OUTLAY - NEW									
10E062	1300	1125	00	000000	LRN ASM PROCTOR- TESTING ERNGS	6,203.75	5,320.00	4,500.00	5,455.60	4,500.00	(955.60)	-17.52%	-	0.00%
10E062	1300	2224	00	000000		2.83	1.97	0	2.19	2.26	0.07	3.00%	2.26	#DIV/0!
10E062	1300	2229	00	000000		1.96	1.3	0	1.38	1.42	0.04	3.00%	1.42	#DIV/0!
10E062	2210	1112	00	000000	STAFF DEV AST PRNCP - TE & LRN	102,665.51	105,727.63	108,733.00	108,802.15	109,497.00	694.85	0.64%	764.00	0.70%
10E062	2210	1125	00	000000	STAFF DEV TEACHER EARNINGS	0	0	0	40	(40.00)		-100.00%	-	#DIV/0!
10E062	2210	2210	00	000000	STAFF DEV BOARD PAID LIFE	206.16	206.16	221	206.16	212.34	6.18	3.00%	(8.66)	-3.92%
10E062	2210	2220	00	000000	STAFF DEV BOARD PAID HEALTH	15,887.04	16,061.76	15,580.00	15,579.84	16,047.24	467.40	3.00%	467.24	3.00%
10E062	2210	2224	00	000000	STAFF DEV BOARD PAID T.H.I.S.	942.48	1,016.91	1,093.00	1,094.33	1,127.16	32.83	3.00%	34.16	3.13%
10E062	2210	2229	00	000000	STAFF DEV BOARD PAID EE ER TRS	10,187.99	10,491.86	10,790.00	10,797.36	11,121.28	323.92	3.00%	331.28	3.07%
10E062	2210	2230	00	000000	STAFF DEV BOARD PAID LTD	180	180	200	180	185.40	5.40	3.00%	(14.60)	-7.30%
10E062	2210	2240	00	000000	STAFF DEV BOARD PAID DENTAL	986.64	994.56	992	991.68	1,021.43	29.75	3.00%	29.43	2.97%
10E062	2210	3100	00	000000	STAFF DEV PROF SPEAKER FEES	1,400.00	1,150.00	500	1,640.00	2,000.00	360.00	21.95%	1,500.00	300.00%
10E062	2210	3105	00	000000	STAFF DEV SEMINAR FEES	-324	750	5,500.00	6,506.30	5,500.00	(1,006.30)	-15.47%	-	0.00%
10E062	2210	3110	00	000000	STAFF DEV REIMBURSABLE CONF FEE	8,789.00	4,617.83	10,000.00	3,384.70	5,000.00	1,615.30	47.72%	(5,000.00)	-50.00%
10E062	2210	3131	00	000000	STAFF DEV SEMINAR TRAVEL COSTS	0	500	1,250.00	0	500.00	500.00	#DIV/0!	(750.00)	-60.00%
10E062	2210	4050	00	000000	STAFF DEV SUPPLIES & MATERIALS	2,304.94	394.93	2,500.00	2,117.40	2,500.00	382.60	18.07%	-	0.00%
10E062	2210	6450	00	000000	STAFF DEV DUES & FEES	0	0	0	165	-	(165.00)	-100.00%	-	#DIV/0!
10E062	2230	1145	00	000000	LRN ASM CURRICULUM DEVELOPMENT	12,400.00	13,259.00	19,968.00	15,513.00	15,000.00	(513.00)	-3.31%	(4,968.00)	-24.88%
10E062	2230	2224	00	000000	LRN ASM BOARD PAID T.H.I.S.	104.05	114.01	160	142.73	147.01	4.28	3.00%	(12.99)	-8.12%
10E062	2230	2229	00	000000	LRN ASM BOARD PAID EE ER TRS	72	76.91	105	89.95	92.65	2.70	3.00%	(12.35)	-11.76%
10E062	2230	3197	00	000000	LRN ASM PSAT TESTING RENTL SVC	3,158.22	4,107.77	3,500.00	4,259.60	5,000.00	740.40	17.38%	1,500.00	42.86%
10E062	2230	3198	00	000000	LRN ASM TESTING CONTRACT SVC	49,137.65	27,797.73	16,000.00	12,596.26	25,000.00	12,403.74	98.47%	9,000.00	56.25%
10E062	2230	3199	00	000000	LRN ASM AP CONTRACT TESTING	50,480.72	-4,766.64	16,000.00	59,069.10	50,000.00	(9,069.10)	-15.35%	34,000.00	212.50%
10E064	2230	1145	00	000000	A.UTTERBACK CURRICULUM WRITING	2,697.00	0	0	0	0	-	#DIV/0!	-	#DIV/0!
10E064	2230	2224	00	000000		22.62	0	0	0	0	0	#DIV/0!	0	#DIV/0!
10E064	2230	2229	00	000000		15.66	0	0	0	0	0	#DIV/0!	0	#DIV/0!
10E069	1130	1116	00	000000	GEN HS GRANT SALARY OFFSET	-184,408.25	-175,733.98	-185,000.00	-214,567.95	(214,567.95)	-	0.00%	(29,567.95)	15.98%
10E069	1130	1123	00	000000	GEN HS DEAN ASSISTANT SALARY	174,842.23	172,074.24	152,693.00	160,655.93	125,418.24	(35,237.69)	-21.93%	(27,274.76)	-17.86%
10E069	1130	1125	00	000000	GEN HS TEACHER SALARY	118,478.86	139,902.96	144,563.00	144,105.61	218,424.00	74,318.39	51.57%	73,861.00	51.09%
10E069	1130	1141	00	000000	GEN HS PROG ASST SALARY	111,471.32	109,340.47	96,952.00	98,055.09	125,175.85	27,120.76	27.66%	28,223.85	29.11%
10E069	1130	1155	00	000000	GEN HS REGISTRATION ERNGS	18,921.09	12,478.82	15,200.00	10,324.67	15,000.00	4,675.33	45.28%	(200.00)	-1.37%
10E069	1130	1156	00	000000	GEN HS GRADUATION SUPERVISION	1,321.50	1,215.48	1,000.00	1,415.03	1,500.00	84.97	6.00%	500.00	50.00%
10E069	1130	1193	00	000000	GEN HS LUNCHROOM SUPERVISION	29,115.39	33,059.04	24,000.00	33,624.00	35,000.00	1,376.00	4.09%	11,000.00	45.83%
10E069	1130	1201	00	000000	GEN HS SUBSTITUTE SALARY	7,086.51	8,233.00	5,500.00	4,855.00	8,500.00	3,645.00	75.08%	3,000.00	54.55%
10E069	1130	1321	00	000000	GEN HS STUDENT LOCKERS ERNGS	512.98	461.38	500	352.82	500.00	147.18	41.72%	-	0.00%
10E069	1130	1322	00	000000	GEN HS AFTER SCHOOL DETENTION	1,564.17	2,352.49	2,100.00	1,076.28	2,000.00	923.72	85.83%	(100.00)	-4.76%
10E069	1130	1323	00	000000	GEN HS DEAN AST SCHL EVENT ERN	25,842.93	24,520.93	2,700.00	21,564.58	25,000.00	3,435.42	15.93%	22,300.00	825.93%

10E069 1130 1324 00 000000	GEN HS PROG ASST OVRTRM	0	0	247.66	(247.66)	-100.00%	-	#DIV/0!
10E069 1130 2002 00 000000	GEN HS BENEFITS GRANT OFFSET	-55,703.82	-46,236.24	-56,000.00	(1,270.35)	3.00%	12,384.71	-22.12%
10E069 1130 2210 00 000000	GEN HS LIFE INSURANCE BENEFIT	521.01	483.27	761	16.03	3.00%	(210.67)	-27.68%
10E069 1130 2220 00 000000	GEN HS HEALTH INS BENEFIT	81,825.47	72,896.50	79,591.00	2,111.66	3.00%	(7,090.78)	-8.91%
10E069 1130 2224 00 000000	GEN HS BOARD PAID T.H.I.S.	1,483.04	1,675.18	1,454.00	53.01	3.00%	366.03	25.17%
10E069 1130 2228 00 000000	GEN HS BOARD PAID FED TRS	2,228.00	0	0	-	#DIV/0!	-	#DIV/0!
10E069 1130 2229 00 000000	GEN HS BOARD PAID EE ER TRS	13,369.92	14,192.14	15,136.00	436.30	3.00%	(156.33)	-1.03%
10E069 1130 2230 00 000000	GEN HS LONG TERM DISABILITY	583.19	579.14	711	15.08	3.00%	(193.36)	-27.20%
10E069 1130 2240 00 000000	GEN HS DENTAL INS BENEFITS	7,697.27	7,192.96	6,831.00	189.73	3.00%	(316.82)	-4.64%
10E069 1130 3040 00 000000	GEN HS POLICE SERVICES WCPD	197,608.40	244,775.57	240,000.00	8,751.56	3.29%	35,000.00	14.58%
10E069 1130 3051 00 000000	GEN HS SECURITY SERVICES	102,819.61	99,946.31	105,000.00	2,298.13	2.24%	-	0.00%
10E069 1130 3600 00 000000	GEN HS PURCHASED SERVICE - SPC	480	19,181.00	7,500.00	1,290.01	9.41%	7,500.00	100.00%
10E069 1130 4050 00 000000	GEN HS GENERAL SUPPLIES	724.76	738.4	750	(152.92)	-16.94%	-	0.00%
10E069 1130 4051 00 000000	GEN HS REGISTRATION SUPPLIES	626	571	250	(11.48)	-4.39%	-	0.00%
10E069 1130 6930 00 000000	GEN HS GRADUATION MATERIALS	10,096.84	10,801.16	10,000.00	(1,016.02)	-9.22%	-	0.00%
10E069 2110 1121 00 000000	ATTENDANCE DEAN'S SALARY	167,440.93	180,583.50	184,151.00	3,824.88	2.08%	3,442.00	1.87%
10E069 2110 2210 00 000000	ATTENDANCE LIFE INS BENEFIT	308.55	329.28	375	9.88	3.00%	(35.84)	-9.56%
10E069 2110 2220 00 000000	ATTENDANCE HEALTH INS BENEFIT	20,044.05	22,098.48	22,266.00	667.97	3.00%	667.73	3.00%
10E069 2110 2224 00 000000	ATTENDANCE BOARD PAID T.H.I.S.	1,625.52	1,741.59	1,852.00	1,907.15	3.00%	55.15	2.98%
10E069 2110 2229 00 000000	ATTENDANCE BOARD PD EE ER TRS	17,571.13	17,970.07	18,275.00	548.23	3.00%	547.63	3.00%
10E069 2110 2230 00 000000	ATTENDANCE LONG TERM DISABILITY	291.9	311.76	358	321.11	3.00%	(36.89)	-10.30%
10E069 2110 2240 00 000000	ATTENDANCE DENTAL INS BENEFITS	1,228.68	1,281.36	1,278.00	38.33	3.00%	38.09	2.98%
10E069 2410 1114 00 000000	ASST PRINCIPAL SALARY	109,102.11	112,571.24	119,371.00	2,971.35	2.49%	2,971.00	2.49%
10E069 2410 2210 00 000000	ASST PRINCIPAL LIFE INS BENEFIT	218.64	218.64	243	6.56	3.00%	(17.80)	-7.33%
10E069 2410 2220 00 000000	ASST PRINCIPAL HEALTH INS BENEFIT	16,457.04	17,691.36	17,851.00	535.24	3.00%	535.24	3.00%
10E069 2410 2224 00 000000	ASST PRINCIPAL BOARD PD THIS	1,001.64	1,082.67	1,200.38	36.01	3.00%	36.39	3.00%
10E069 2410 2229 00 000000	ASST PRINCIPAL BD PD EE ER TRS	10,826.77	11,170.96	11,846.00	355.37	3.00%	355.06	3.00%
10E069 2410 2230 00 000000	ASST PRINCIPAL L.T. DISABILITY	180	180	200	180	3.00%	(14.60)	-7.30%
10E069 2410 2240 00 000000	ASST PRINCIPAL DENTAL INS BENEFIT	928.8	936	934	933.36	3.00%	27.36	2.93%
10E070 2410 1114 00 000000	SCHL ADM PRINCIPAL SALARY	152,176.12	157,636.06	159,794.00	(19,793.55)	-12.39%	(19,794.00)	-12.39%
10E070 2410 1118 00 000000	SCHL ADM ASST PRINCIPAL SALARY	93,061.54	95,487.00	97,979.00	7,021.00	7.17%	7,021.00	7.17%
10E070 2410 1151 00 000000	ACHL ADM ADMINISTRATIVE ASST SAL	53,442.90	54,076.80	55,831.20	1,972.00	3.53%	1,972.00	3.53%
10E070 2410 1152 00 000000	SCHL ADM SECRETARY SALARY	217,706.11	207,077.29	199,832.00	3,118.95	1.55%	4,071.59	2.04%
10E070 2410 1153 00 000000	SCHL ADM REGISTRAR SALARY	55,026.56	55,240.00	57,496.00	2,041.28	3.55%	2,041.60	3.55%
10E070 2410 1201 00 000000	SCHL ADMIN SUB SALARIES	0	5,140.58	0	250.50	33.42%	1,000.00	#DIV/0!
10E070 2410 1352 00 000000	SCHL ADM SECRETARY OVRTIM ERGS	3,174.54	2,320.56	200	257.87	14.80%	1,800.00	900.00%
10E070 2410 1353 00 000000	SCHL ADM REGISTRAR OVRTIME ERG	1,780.51	925.27	500	(302.99)	-13.16%	1,500.00	300.00%
10E070 2410 2001 00 000000	SCHL ADM EMPLOYEE BENEFITS	100.45	0	54	55.62	3.00%	55.62	#DIV/0!
10E070 2410 2210 00 000000	SCHL ADM LIFE INSURANCE BENE	1,063.92	1,042.58	1,110.00	30.72	3.00%	(55.20)	-4.97%
10E070 2410 2220 00 000000	SCHL ADM HEALTH INSURANCE BENE	68,856.00	73,960.24	72,455.00	2,173.59	3.00%	2,171.56	3.00%
10E070 2410 2224 00 000000	SCHL ADM BOARD PAID T.H.I.S.	2,251.26	2,434.41	2,592.00	77.75	3.00%	77.43	2.99%
10E070 2410 2229 00 000000	SCHL ADM BOARD PAID EE ER TRS	24,336.12	25,118.71	25,580.00	767.34	3.00%	765.28	2.99%
10E070 2410 2230 00 000000	SCHL ADM LONG TERM DISABILITY	815.76	797.34	958	24.90	3.00%	(102.94)	-10.74%
10E070 2410 2240 00 000000	SCHL ADM DENTAL INSURANCE BENE	6,431.76	6,932.11	6,207.00	186.11	3.00%	182.93	2.95%
10E070 2410 3190 00 000000	SCHL ADM TRANSLATION SERVICES	3,088.35	5,545.80	5,000.00	739.25	17.35%	-	0.00%
10E070 2410 3320 00 000000	SCHL ADM TRAVEL AND CONFERENCE	117.21	255.61	0	-	#DIV/0!	-	#DIV/0!
10E070 2410 3410 00 000000	SCHL ADM POSTAGE DUE & METER	31,031.10	41,005.39	32,000.00	96.08	0.21%	13,000.00	40.63%
10E070 2410 3600 00 000000	SCHL ADM PURCH SVC PRINTING	2,100.00	3,323.50	2,250.00	699.75	45.14%	-	0.00%
10E070 2410 4000 00 000000	SCHL ADM DISCRETIONARY SUPPLY	16,166.48	12,989.59	9,500.00	1,868.44	16.79%	3,500.00	36.84%

10E073	2633	4102	00	000000	PR OFFICE SUPPLIES	0	0	0	74.45	250.00	175.55	235.80%	-	-	0.00%
10E073	2633	4410	00	000000	PR PUBLICATIONS	0	24	5,250.00	127	5,250.00	5,123.00	4033.86%	-	-	0.00%
10E073	2633	6450	00	000000	PR DUES & FEES	275	375	250.00	835	250.00	(585.00)	-70.06%	-	-	0.00%
10E074	1000	3000	00	000000	INST PURCHASED SERVICE	1,312.00	2,220.00	2,500.00	2,070.00	2,500.00	430.00	20.77%	-	-	0.00%
10E074	1000	4000	00	000000	INST SUPPLIES & MATERIALS	0	11,873.88	0	6,739.00	0	(6,739.00)	-100.00%	-	-	#DIV/0!
10E074	1000	6000	00	000000	Ed Foundation Fees	60	0	0	0	0	-	#DIV/0!	-	-	#DIV/0!
10E075	2310	1154	00	000000	BOARD TREASURER SALARY	0	0	2,500.00	2,500.00	2,500.00	-	0.00%	-	-	0.00%
10E075	2310	2001	00	000000	BOARD EMPLOYEE BENEFITS	100	109.95	125	101.95	105.01	3.06	3.00%	(19.99)	(19.99)	-15.99%
10E075	2310	3170	00	000000	BOARD STATISTICAL SERVICE	53,840.00	51,350.00	56,000.00	43,220.00	55,810.00	12,590.00	29.13%	(190.00)	(190.00)	-0.34%
10E075	2310	3172	00	000000	BOARD MERCHANT PROCESSING	18,341.81	19,060.62	17,500.00	19,409.37	20,000.00	590.63	3.04%	2,500.00	2,500.00	14.29%
10E075	2310	3180	00	000000	BOARD LEGAL SERVICE	58,658.10	101,668.81	65,000.00	58,707.60	65,000.00	6,292.40	10.72%	-	-	0.00%
10E075	2310	3190	00	000000	BOARD PURCHASED SERVICES	19,500.91	20,382.69	15,000.00	5,925.50	10,000.00	4,074.50	68.76%	(5,000.00)	(5,000.00)	-33.33%
10E075	2310	3320	00	000000	BOARD TRAVEL & CONFERENCE	3,668.98	7,208.57	7,000.00	10,955.58	11,000.00	44.42	0.41%	4,000.00	4,000.00	57.14%
10E075	2310	4059	00	000000	BOARD REFRESHMENTS	5,625.56	5,630.15	3,500.00	6,440.93	6,500.00	59.07	0.92%	3,000.00	3,000.00	85.71%
10E075	2310	4102	00	000000	BOARD OFFICE SUPPLY	215.9	1,030.39	1,000.00	375.82	1,000.00	624.18	166.08%	-	-	0.00%
10E075	2310	6450	00	000000	BOARD DUES & FEES	2,749.00	10,425.00	10,500.00	11,602.00	12,000.00	398.00	3.43%	1,500.00	1,500.00	14.29%
10E075	2310	6991	00	000000	BOARD REQUIRED PHYSICALS	4,618.31	6,186.42	6,000.00	3,439.15	3,500.00	60.85	1.77%	(2,500.00)	(2,500.00)	-41.67%
10E080	2510	1115	00	000000	BUS ADM DIRECTOR SALARY	123,951.77	118,124.83	119,544.00	119,542.92	112,500.00	(7,042.92)	-5.89%	(7,044.00)	(7,044.00)	-5.89%
10E080	2510	2001	00	000000	BUS ADM EMPLOYEE BENEFITS	0	0	13,065.00	0	-	-	#DIV/0!	(13,065.00)	(13,065.00)	-100.00%
10E080	2510	2210	00	000000	BUS ADM LIFE INSURANCE BENE	227.28	229.77	244	229.68	236.57	6.89	3.00%	(7.43)	(7.43)	-3.04%
10E080	2510	2220	00	000000	BUS ADM HEALTH INSURANCE BENE	15,887.04	217.34	0	0	-	-	#DIV/0!	-	-	#DIV/0!
10E080	2510	2224	00	000000		0	1,111.88	0	1,201.89	1,237.95	36.06	3.00%	1,237.95	1,237.95	#DIV/0!
10E080	2510	2229	00	000000		0	11,472.93	0	11,862.72	12,218.60	355.88	3.00%	12,218.60	12,218.60	#DIV/0!
10E080	2510	2230	00	000000	BUS ADM LONG TERM DISABILITY	180	180.09	200	180	185.40	5.40	3.00%	(14.60)	(14.60)	-7.30%
10E080	2510	2240	00	000000	BUS ADM DENTAL INSURANCE BENE	986.64	995.06	992	991.68	1,021.43	29.75	3.00%	29.43	29.43	2.97%
10E080	2510	3190	00	000000	BUS ADM PURCHASED SERVICE	2,484.98	23,517.50	5,000.00	24,309.00	23,861.00	(448.00)	-1.84%	18,861.00	18,861.00	377.22%
10E080	2510	3320	00	000000	BUS ADM TRAVEL & CONFERENCE	0	693.45	500	440	2,000.00	1,560.00	354.55%	1,500.00	1,500.00	300.00%
10E080	2510	4102	00	000000	BUS ADM OFFICE SUPPLIES	451.52	171.19	500	574	500.00	(74.00)	-12.89%	-	-	0.00%
10E080	2510	4410	00	000000	BUS ADM PUBLICATIONS	0	111.36	0	108.08	150.00	41.92	38.79%	150.00	150.00	#DIV/0!
10E080	2510	6249	00	000000	BUS ADM BANK SERVICE FEES	691.85	348.71	1,500.00	811.04	1,500.00	688.96	84.95%	-	-	0.00%
10E080	2510	6450	00	000000	BUS ADM DUES & FEES	480	2,046.99	1,650.00	2,169.91	2,500.00	330.09	15.21%	850.00	850.00	51.52%
10E082	2560	3225	00	000000	CAFE FOOD SERVICE CONTRACT	8,770.10	7,353.24	8,000.00	6,827.72	8,000.00	1,172.28	17.17%	-	-	0.00%
10E082	2560	3230	00	000000	CAFE REPAIR & MAINTENANCE	0	0	2,500.00	253.05	2,500.00	2,246.95	887.95%	-	-	0.00%
10E082	2560	4179	00	000000	CAFE CAFETERIA SUPPLIES	0	0	0	578.43	1,000.00	421.57	72.88%	1,000.00	1,000.00	#DIV/0!
10E082	2560	5420	00	000000	CAFE REPLACE CAPITAL OUTLAY	2,683.46	1,507.94	65,000.00	0	65,000.00	65,000.00	#DIV/0!	-	-	0.00%
10E083	2511	2150	00	000000	BENEFIT 6% EXCESS IMRF/TRS/ER	0	202.58	13,561.00	12,903.57	13,290.68	387.11	3.00%	-270.32	-270.32	-1.99%
10E083	2511	2221	00	000000	BENEFITS RETIREE HLTH INS REIM	27,533.69	12,181.08	30,000.00	9,828.92	10,123.79	294.87	3.00%	-19,876.21	-19,876.21	-66.25%
10E083	2511	2224	00	000000	BENEFITS BOARD PAID T.H.I.S.	-50.45	0	0	0	0.00	0.00	#DIV/0!	0.00	0.00	#DIV/0!
10E083	2511	2226	00	000000	BENEFITS BOARD PAID HSA	0.00	0.00	0.00	0.00	15,000.00	15,000.00	#DIV/0!	15,000.00	15,000.00	#DIV/0!
10E083	2511	2227	00	000000	BENEFITS FLEX SPENDING ADM FEE	3,676.79	4,973.05	4,200.00	4,200.00	4,326.00	126.00	3.00%	126.00	126.00	3.00%
10E083	2511	2228	00	000000	BENEFITS BOARD PAID FED TRS	0	-9,832.97	0	841	866.23	25.23	3.00%	866.23	866.23	#DIV/0!
10E083	2511	2229	00	000000	BENEFITS BOARD PAID EE ER TRS	-281.04	349.5	0	153.96	158.58	4.62	3.00%	158.58	158.58	#DIV/0!
10E083	2511	2301	00	000000	BENEFITS RETIREMENT SVC AWARD	366	276	500	457.87	471.61	13.74	3.00%	-28.39	-28.39	-5.68%
10E083	2511	8001	00	000000	BENEFITS RETIREE SICK DAYS BAL	6,300.00	510	6,500.00	1,200.00	-	(1,200.00)	-100.00%	(6,500.00)	(6,500.00)	-100.00%
10E083	2511	8003	00	000000	BENEFITS RETIREE LONGVTY BONUS	0	0	2,500.00	0	-	-	#DIV/0!	(2,500.00)	(2,500.00)	-100.00%
10E085	2520	1151	00	000000	FISCAL SVCS CONF SPECIALIST SAL	89,644.60	90,754.08	93,706.00	93,705.60	97,032.00	3,326.40	3.55%	3,326.00	3,326.00	3.55%
10E085	2520	1152	00	000000	FISCAL SVCS ESP SPECIALIST SAL	54,163.20	54,819.84	56,595.00	56,594.88	58,593.60	1,998.72	3.53%	1,998.60	1,998.60	3.53%
10E085	2520	1154	00	000000	FISCAL SVCS EXEC ASST SAL	10,075.04	0	0	0	-	-	#DIV/0!	-	-	#DIV/0!
10E085	2520	1158	00	000000	FISCAL SVCS SUPERVISOR BUS OFF	81,780.00	83,415.11	86,126.00	86,126.10	88,494.57	2,368.47	2.75%	2,368.57	2,368.57	2.75%

10E100 1500 3118 00 000000	ATHL CONTRACT TRAINER	43,000.00	44,500.00	60,000.00	62,000.00	62,000.00	-	0.00%	2,000.00	3.33%
10E100 1500 3190 00 000000	ATHL PURCHASED SERVICES	18	0	500	0	500.00	500.00	#DIV/0!	-	0.00%
10E100 1500 3191 00 000000	ATHL REFERREES	38,367.64	34,098.72	40,000.00	34,262.29	40,000.00	5,737.71	16.75%	-	0.00%
10E100 1500 3230 00 000000	ATHL REPAIR & MAINTENANCE	11,520.97	10,259.29	10,000.00	12,995.14	10,000.00	(2,995.14)	-23.05%	-	0.00%
10E100 1500 3260 00 000000	ATHL MISC RENTAL	8,412.62	6,900.33	4,800.00	8,125.09	2,500.00	(5,625.09)	-69.23%	(2,300.00)	-47.92%
10E100 1500 4000 00 000000	ATHL DISCRETIONARY SUPPLIES	7,347.12	3,996.23	8,000.00	6,957.44	12,000.00	5,042.56	72.48%	4,000.00	50.00%
10E100 1500 4051 00 000000	ATHL ATHLETIC SUPPLIES	23,207.30	22,646.96	26,000.00	25,879.27	46,700.00	20,820.73	80.45%	20,700.00	79.62%
10E100 1500 4054 00 000000	ATHL FEEDER PROGRAM SUPPLY	0	0	0	1,568.05	-	(1,568.05)	-100.00%	-	#DIV/0!
10E100 1500 4120 00 000000	ATHL MAINTENANCE SUPPLIES	2,360.75	2,166.79	3,500.00	0	-	-	#DIV/0!	(3,500.00)	-100.00%
10E100 1500 5410 00 000000	ATHL NEW CAPITAL OUTLAY	0	6,041.98	0	0	50,000.00	50,000.00	#DIV/0!	50,000.00	#DIV/0!
10E100 1500 5420 00 000000	ATHL REPLACE CAPITAL OUTLAY	0	5,886.50	0	53,034.85	5,000.00	(48,034.85)	-90.57%	5,000.00	#DIV/0!
10E100 1500 6410 00 000000	ATHL INVITATIONAL TOURNAMENT	35,491.40	20,010.57	25,000.00	19,314.05	25,000.00	5,685.95	29.44%	-	0.00%
10E100 1500 6420 00 000000	ATHL STATE CONTESTS	6,781.62	2,520.10	10,000.00	10,537.80	10,000.00	(537.80)	-5.10%	-	0.00%
10E100 1500 6430 00 000000	ATHL ENTRY FEES	20,107.50	21,256.75	22,000.00	25,792.47	28,000.00	2,207.53	8.56%	6,000.00	27.27%
10E100 1500 6450 00 000000	ATHL DUES & FEES	0	-185	0	0	-	-	#DIV/0!	-	#DIV/0!
10E100 1500 6470 00 000000	ATHL CONFERENCE DUES	3,909.92	3,552.00	4,500.00	4,406.62	6,000.00	1,593.38	36.16%	1,500.00	33.33%
10E100 1500 7001 00 000000	ATH SM EQUIPMENT NON-CAPITALIZED	266.9	7,208.57	10,000.00	8,708.33	25,000.00	16,291.67	187.08%	15,000.00	150.00%
10E100 1500 7002 00 000000	ATHL UNIFORMS	18,637.66	6,884.94	10,000.00	21,715.66	35,000.00	13,284.34	61.17%	25,000.00	250.00%
10E104 1500 1102 00 000000	ACTIVITIES DIVISION HEAD ERNGS	6,000.00	6,000.00	6,000.00	6,000.00	6,000.00	-	0.00%	-	0.00%
10E104 1500 1203 00 000000	ACTIVITIES STUDENT WAGES-BKST	2,583.00	1,758.78	3,500.00	2,628.00	3,500.00	872.00	33.18%	-	0.00%
10E104 1500 1501 00 000000	ACTIVITIES SPONSOR ERNGS APPX	173,978.80	172,833.63	188,000.00	185,181.51	174,450.00	(10,731.51)	-5.80%	(13,550.00)	-7.21%
10E104 1500 2210 00 000000	ACTIVITIES LIFE INSURANCE BENE	219.25	222.37	350	225.84	232.62	6.78	3.00%	(117.38)	-33.54%
10E104 1500 2224 00 000000	ACTIVITIES BOARD PAID T.H.I.S.	1,203.78	1,362.90	1,400.00	1,550.60	1,597.12	46.52	3.00%	197.12	14.08%
10E104 1500 2229 00 000000	ACTIVITIES BRD PAID EE ER TRS	831.52	897.56	1,000.00	988.03	1,017.67	29.64	3.00%	17.67	1.77%
10E104 1500 2230 00 000000	ACTIVITIES LONG TERM DISABILIT	228.18	230.5	325	235.47	242.53	7.06	3.00%	(82.47)	-25.37%
10E104 1500 2240 00 000000	ACTIVITIES PURCHASED SERVICES	20.58	2.97	0	475.53	0	(475.53)	-100.00%	0	#DIV/0!
10E104 1500 3190 00 000000	ACTIVITIES YEARBOOK PRINTING	0	0	25,000.00	17,602.34	20,000.00	2,397.66	13.62%	(5,000.00)	-20.00%
10E104 1500 4910 00 000000	ACTIVITIES BOOKSTORE SUPPLIES	925	996	1,000.00	880	1,000.00	120.00	13.64%	-	0.00%
10E104 1501 4050 00 000000	ACTIVITIES DISCRETIONARY SUPPLY	7,122.35	7,223.19	13,500.00	13,751.16	13,500.00	(251.16)	-1.83%	-	0.00%
10E104 1502 4050 00 000000	AUDITORIUM DIRECTOR SUPPLIES	5,897.63	4,171.39	7,500.00	7,029.56	7,500.00	470.44	6.69%	-	0.00%
10E104 1503 4050 00 000000	ACTIVITIES DRAMA SUPPLIES	17,195.06	16,714.18	15,000.00	17,793.26	17,000.00	(793.26)	-4.46%	2,000.00	13.33%
10E104 1503 7001 00 000000	ACTIVITIES DRAMA NON-CAP EQUIP	3,913.04	369.86	0	0	-	-	#DIV/0!	-	#DIV/0!
10E104 1504 4050 00 000000	ACTIVITIES NEWSPAPER	325	2,079.17	2,500.00	2,198.52	2,500.00	301.48	13.71%	-	0.00%
10E104 1505 1502 00 000000	ACTIVITIES SPEECH JUDGES	4,825.00	4,200.00	3,750.00	4,525.00	4,500.00	(25.00)	-0.55%	750.00	20.00%
10E104 1505 2224 00 000000	ACTIVITIES BOARD PAID T.H.I.S.	20.16	13.2	0	20.01	20.61	0.60	3.00%	20.61	#DIV/0!
10E104 1505 2229 00 000000	ACTIVITIES BOARD PD EE ER TRS	13.98	8.72	0	12.65	13.03	0.38	3.00%	13.03	#DIV/0!
10E104 1505 4050 00 000000	ACTIVITIES SPEECH SUPPLIES	2,095.66	1,407.44	2,000.00	1,359.06	2,000.00	640.94	47.16%	-	0.00%
10E902 1300 1125 00 902000	INST TEACHER SALARY	22,166.25	24,305.25	0	0	0	-	#DIV/0!	-	#DIV/0!
10E902 1300 2001 00 902000	INST EMPLOYEE BENEFIT CONTROL	1,868.15	1,851.36	0	0	0	0	#DIV/0!	0	#DIV/0!
10E902 1300 4050 00 902000	INST SUPPLIES & MATERIALS	1,500.10	0	0	0	-	-	#DIV/0!	-	#DIV/0!
10E902 1300 4201 00 902000	INST TESTING SUPPLIES	1,147.94	1,225.00	0	0	-	-	#DIV/0!	-	#DIV/0!
10E902 1300 4230 00 902000	INST TEXTBOOKS & WORKBOOKS	16,738.75	2,706.72	0	0	-	-	#DIV/0!	-	#DIV/0!
10E902 1300 5410 00 902000	INST NEW CAPITAL OUTLAY	0	24,497.46	0	0	-	-	#DIV/0!	-	#DIV/0!
10E902 1300 7001 00 902000	INST CON-CAPITALIZED EQUIPMENT	13,999.20	0	0	0	-	-	#DIV/0!	-	#DIV/0!
10E902 2110 1152 00 902000	ATTN SECRETARY EARNINGS	4,975.35	3,728.65	0	0	-	-	#DIV/0!	-	#DIV/0!
10E902 2110 2001 00 902000	ATTN EMPLOYEE BENEFIT CONTROL	1,032.07	734.54	0	0	0	0	#DIV/0!	0	#DIV/0!
10E902 2110 4050 00 902000	ATTN SUPPLIES & MATERIALS	601.18	0	0	0	-	-	#DIV/0!	-	#DIV/0!
10E902 2120 1126 00 902000	GUID COUNSELOR EARNINGS	9,181.40	16,464.76	0	0	-	-	#DIV/0!	-	#DIV/0!

10E902 2120 2001 00 902000	GUID EMPLOYEE BENEFIT CONTROL	702.38	2,112.98	0	0	0	0	0	0	0	0	0	#DIV/0!	0	#DIV/0!
10E902 2120 4050 00 902000	STATE ADULT ED SW&GATTEN SUPPLY	2,274.08	0	0	0	0	0	0	0	0	0	0	#DIV/0!	-	#DIV/0!
10E902 2210 1148 00 902000	IMPRV OF INST GRANT EARNINGS	1,484.00	1,300.00	0	0	0	0	0	0	0	0	0	#DIV/0!	-	#DIV/0!
10E902 2210 2001 00 902000	IMPRV OF INST EMPLOYEE BENEFIT	164.56	121.62	0	0	0	0	0	0	0	0	0	#DIV/0!	0	#DIV/0!
10E902 2210 3040 00 902000	IMPRV OF INST INSVG TRAINING	0	0	0	0	0	0	0	0	0	0	0	#DIV/0!	-	#DIV/0!
10E902 2210 3143 00 902000	IMPRV OF INST STAFF DEVELOPMINT	900	1,402.68	0	0	0	0	0	0	0	0	0	#DIV/0!	-	#DIV/0!
10E902 2210 3350 00 902000	IMPRV OF INST TEACHER TRAVEL	44.3	190.34	0	0	0	0	0	0	0	0	0	#DIV/0!	-	#DIV/0!
10E902 2230 4050 00 902000	ASMTNT SUPPLIES & MATERIALS	720	900	0	0	0	0	0	0	0	0	0	#DIV/0!	-	#DIV/0!
10E902 2300 3190 00 902000	GEN ADM PURCHASED SERVICES	5,885.28	10,367.05	0	0	0	0	0	0	0	0	0	#DIV/0!	-	#DIV/0!
10E902 2540 1123 00 902000	O&M PARA PRO EARNINGS	1,165.33	0	0	0	0	0	0	0	0	0	0	#DIV/0!	-	#DIV/0!
10E902 2540 2001 00 902000	O&M EMPLOYEE BENEFIT CONTROL	172.47	0	0	0	0	0	0	0	0	0	0	#DIV/0!	-	#DIV/0!
10E902 2540 3230 00 902000	O&M REPAIR & MAINTENANCE SVCS	2,312.26	3,987.00	0	0	0	0	0	0	0	0	0	#DIV/0!	-	#DIV/0!
10E902 2540 6997 00 902000	O&M INDIRECT COSTS	3,529.85	1,684.68	0	0	0	0	0	0	0	0	0	#DIV/0!	-	#DIV/0!
10E903 1400 4140 00 903000	CTE CURRICULUM SUPPLIES & MATL	4,295.11	0	0	0	0	0	0	0	0	0	0	#DIV/0!	-	#DIV/0!
10E903 1400 5410 00 903000	CTE NEW CAPITAL OUTLAY	38,479.60	41,967.40	0	41,627.00	0	41,627.00	0	1,536.00	0	43,163.00	3.69%	#DIV/0!	43,163.00	#DIV/0!
10E903 2120 3190 00 903000	CTEIG PURCHASED SERVICES	0	1,470.00	0	2,380.00	0	2,380.00	0	245.00	0	2,625.00	10.29%	#DIV/0!	2,625.00	#DIV/0!
10E903 2210 3140 00 903000	CTE IMPRV OF INST PROF CONSULT	3,451.00	735	0	0	0	0	0	-	0	-	-	#DIV/0!	-	#DIV/0!
10E903 2210 3190 00 903000	CTE IMPRV OF INST PURCH SVC	0	1,995.00	0	0	0	0	0	-	0	-	-	#DIV/0!	-	#DIV/0!
10E904 1800 1125 00 904000	INST BILINGUAL TEACHER ERNGS	0	0	0	0	0	0	0	0	0	0	0	#DIV/0!	-	#DIV/0!
10E904 1800 1141 00 904000	INST BILING PROG AST	85,775.00	98,781.76	0	90,000.00	101,974.11	101,974.11	105,033.33	3,059.22	0	15,033.33	3.00%	#DIV/0!	15,033.33	16.70%
10E904 1800 2001 00 904000	INST EMPLOYEE BENEFITS	10,627.00	11,896.39	0	11,000.00	10,852.00	10,852.00	11,177.56	325.56	0	177.56	3.00%	#DIV/0!	177.56	1.61%
10E904 1800 4050 00 904000	INST SUPPLIES & MATLS	0	0	0	0	8,860.42	8,860.42	0	(8,860.42)	0	0	-100.00%	#DIV/0!	-	#DIV/0!
10E904 2210 1129 00 904000	IMPRV OF INST CURRICULUM DEV	0	0	0	0	204	204	0	(204.00)	0	0	-100.00%	#DIV/0!	-	#DIV/0!
10E904 2210 2001 00 904000	IMPRV OF INST ER BENEFITS	0	0	0	0	1,125.00	1,125.00	1,158.75	33.75	0	1,158.75	3.00%	#DIV/0!	1,158.75	#DIV/0!
10E904 2210 2229 00 904000	ASMT TESTING EARNINGS	0	0	0	0	1.88	1.88	1.94	0.06	0	1.94	3.00%	#DIV/0!	1.94	#DIV/0!
10E904 2230 1148 00 904000	ASMT BOARD PAID T.H.I.S.	2,624.00	936	0	2,700.00	1,328.43	1,328.43	1,500.00	171.57	0	(1,200.00)	12.92%	#DIV/0!	(1,200.00)	-44.44%
10E904 2230 2224 00 904000	INST BOARD PAID EE ER TRS	15.22	5.44	0	4.53	4.53	4.53	4.67	0.14	0	4.67	3.00%	#DIV/0!	4.67	#DIV/0!
10E904 2300 1111 00 904000	GEN ADM DIRECTOR EARNINGS	2,000.00	2,000.00	0	2,000.00	2,000.00	2,000.00	2,000.00	-	0	-	0.00%	#DIV/0!	-	0.00%
10E904 2300 1152 00 904000	GEN ADM SECRETARY EARNINGS	3,200.00	3,296.00	0	3,200.00	637.09	637.09	3,000.00	2,362.91	0	(200.00)	370.89%	#DIV/0!	(200.00)	-6.25%
10E904 2300 2210 00 904000	GEN ADM LIFE INSURANCE BENE	3.21	0	0	0	0	0	0	-	0	-	-	#DIV/0!	-	#DIV/0!
10E904 2300 2224 00 904000	GEN ADM BOARD PAID T.H.I.S.	16.8	17.64	0	18.36	18.36	18.36	18.91	0.55	0	18.91	3.00%	#DIV/0!	18.91	#DIV/0!
10E904 2300 2229 00 904000	GEN ADM BOARD PAID EE ER TRS	11.61	11.52	0	11.52	11.52	11.52	11.87	0.35	0	11.87	3.00%	#DIV/0!	11.87	#DIV/0!
10E904 2300 2230 00 904000	GEN ADM LONG TERM DISABILITY	3	0	0	0	0	0	0	-	0	-	-	#DIV/0!	-	#DIV/0!
10E904 3000 1146 00 904000	COMM TRANSLATION ERNGS	2,500.00	2,500.00	0	2,500.00	0	0	0	-	0	(2,500.00)	-100.00%	#DIV/0!	(2,500.00)	-100.00%
10E904 3000 1148 00 904000	COMM GRANT EARNINGS	0	0	0	0	458.63	458.63	0	(458.63)	0	-	-100.00%	#DIV/0!	-	#DIV/0!
10E904 3000 2224 00 904000	COMM BD PD THIS	0	0	0	0	1.72	1.72	1.77	0.05	0	1.77	3.00%	#DIV/0!	1.77	#DIV/0!
10E904 3000 2229 00 904000	COMM BD PD EE&ER TRS	0	0	0	0	1.08	1.08	1.11	0.03	0	1.11	3.00%	#DIV/0!	1.11	#DIV/0!
10E904 3000 3190 00 904000	COMM PURCHASED SERVICES	0	0	0	0	905	905	0	(905.00)	0	-	-100.00%	#DIV/0!	-	#DIV/0!
10E904 3000 4050 00 904000	COMM SUPPLIES & MATERIALS	0	0	0	0	180	180	0	(180.00)	0	-	-100.00%	#DIV/0!	-	#DIV/0!
10E905 2120 1126 00 905000	GUID COUNSELOR ERNGS	0	3,000.00	0	0	0	0	0	-	0	-	-	#DIV/0!	-	#DIV/0!
10E905 2120 2001 00 905000	GUID EMPLOYEE BENEFITS	0	591	0	0	0	0	0	0	0	0	0	#DIV/0!	0	#DIV/0!
10E905 2300 3190 00 905000	GEN ADM PURCHASED SERVICES	9,235.82	0	0	0	0	0	0	-	0	-	-	#DIV/0!	-	#DIV/0!
10E905 2400 1111 00 905000	SCHL ADM DIRECTOR ERNGS	16,722.16	23,870.00	0	0	0	0	0	-	0	-	-	#DIV/0!	-	#DIV/0!
10E905 2400 2001 00 905000	SCHL ADM EMPLOYEE BENEFITS	3,436.41	4,613.76	0	0	0	0	0	0	0	0	0	#DIV/0!	0	#DIV/0!
10E905 2400 4050 00 905000	ADULT ED PERF GEN ADMIN SUPPLY	601.18	0	0	0	0	0	0	-	0	-	-	#DIV/0!	-	#DIV/0!
10E905 2540 3230 00 905000	O&M REPAIR & MAINT SVCS	0	125	0	0	0	0	0	-	0	-	-	#DIV/0!	-	#DIV/0!
10E906 1430 3190 00 906000	CTE PERKINS INST PURCH SERVICE	5,500.00	6,433.71	0	6,555.82	6,555.82	6,555.82	7,250.00	694.18	0	7,250.00	10.59%	#DIV/0!	7,250.00	#DIV/0!

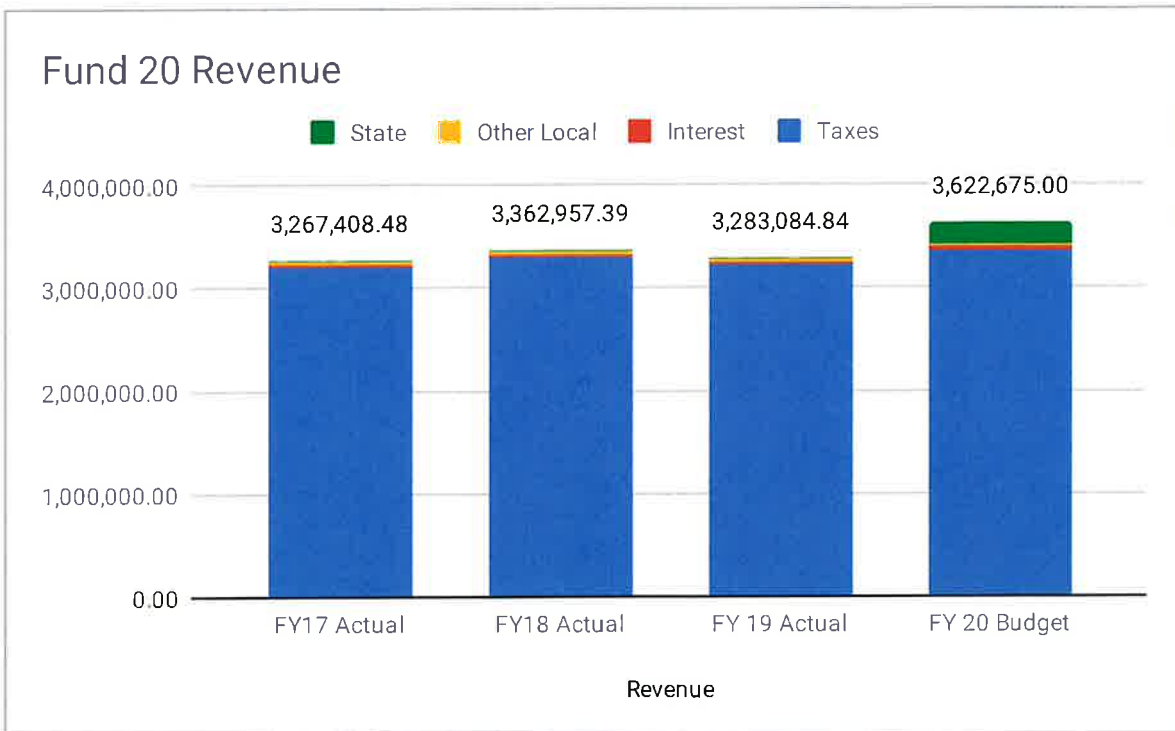
10E906 1430 3330 00 906000	CTE INST PURCHASED SERVICES	1,863.76	1,066.29	0	1,000.99	1,799.00	798.01	79.72%	1,799.00	#DIV/0!
10E906 1430 4000 00 906000	CTE SUPPLIES & MATERIALS	8,463.57	7,828.42	0	8,120.53	5,000.00	(3,120.53)	-38.43%	5,000.00	#DIV/0!
10E906 1430 5410 00 906000	CTE NEW CAPITAL OUTLAY	11,800.36	7,035.00	10,000.00	6,521.26	9,017.00	2,495.74	38.27%	(983.00)	-9.83%
10E906 2210 1306 00 906000	IMPRV OF INST OVRTIME ERNGS	4,650.00	3,056.00	4,700.00	5,346.00	4,960.00	(386.00)	-7.22%	260.00	5.53%
10E906 2210 2224 00 906000	IMPRV OF INST BD PD THIS	39.06	26.89	42	49.21	50.69	1.48	3.00%	8.69	20.68%
10E906 2210 2228 00 906000	IMPRV OF INST BD PD FED TRS	1,792.10	308.67	1,801.00	526.58	542.38	15.80	3.00%	(1,258.62)	-69.88%
10E906 2210 2229 00 906000	IMPRV OF INST BD PD EE&ER TRS	26.98	17.75	31	30.98	31.91	0.93	3.00%	0.91	2.93%
10E906 2210 3123 00 906000	IMPRV OF INST PROG IMPRV SVCS	0	0	21,000.00	0		(610.00)	-100.00%	-	#DIV/0!
10E906 2210 3140 00 906000	IMPRV OF INST PURCHASED SVCS	0	0	0	610		(50.00)	-100.00%	-	#DIV/0!
10E906 2210 3320 00 906000	IMPRV OF INST TRAVEL & CONF	4,859.27	2,752.43	2,426.00	4,945.25	5,600.00	654.75	13.24%	3,174.00	130.83%
10E908 1130 1125 00 908000	INST TEACHER EARNINGS AS TUTOR	8,362.25	8,756.00	8,400.00	12,903.00	13,536.00	633.00	4.91%	5,136.00	61.14%
10E908 1130 1141 00 908000	INST PRO AST EARNINGS	88,852.82	76,259.02	91,000.00	95,397.57	75,343.00	(20,054.57)	-21.02%	(15,657.00)	-17.21%
10E908 1130 2001 00 908000	INST EMPLOYEE BENEFITS	55,816.97	56,213.54	53,146.00	52,973.94	73,823.00	20,849.06	39.36%	20,677.00	38.91%
10E908 1130 2224 00 908000	INST BOARD PAID T.H.I.S.	29.62	34.49	30	69.9	72.00	2.10	3.00%	42.00	139.99%
10E908 1130 2228 00 908000	INST EMPLR PAID FED TRS	41,462.02	9,957.92	42,560.00	11,635.51	14,480.00	2,844.49	24.45%	(28,080.00)	-65.98%
10E908 1130 2229 00 908000	INST BOARD PAID EE ER TRS	8,446.46	22.74	8,667.00	44.06	3,623.00	3,578.94	8122.88%	(5,044.00)	-58.20%
10E908 1130 3190 00 908000	INST PURCHASED SERVICES	18,483.96	37,215.55	18,484.00	0	16,637.92	16,637.92	#DIV/0!	(1,846.08)	-9.99%
10E908 1130 4050 00 908000	INST INSTRCTNL SUPPLY HOMELESS	0	7,469.43	0	2,981.10	2,000.00	(981.10)	-32.91%	2,000.00	#DIV/0!
10E908 1130 4900 00 908000	INST OTHER SUPPLIES	873.29	0	873	0		-	#DIV/0!	(873.00)	-100.00%
10E908 1131 1125 00 908000	INST TEACHER EARNINGS-STARS	67,879.91	57,687.08	68,450.00	74,866.75	79,252.00	4,385.25	5.86%	10,802.00	15.78%
10E908 1131 4050 00 908000	INST SUPPLIES & MATERIAL STARS	6,423.53	3,007.68	6,424.00	2,332.29	2,000.00	(332.29)	-14.25%	(4,424.00)	-68.87%
10E908 1132 1125 00 908000	INST TEACHER EARNINGS - ASRC	36,952.00	36,951.88	37,102.00	38,999.63	39,000.00	0.37	0.00%	1,898.00	5.12%
10E908 1132 4050 00 908000	INST SUPPLIES SRC	0	3,412.05	0	4,615.40	2,000.00	(2,615.40)	-56.67%	2,000.00	#DIV/0!
10E908 1133 1125 00 908000	INST TEACHER EARNINGS SUMMR	10,656.00	10,656.00	10,800.00	9,994.00	12,600.00	2,606.00	26.08%	1,800.00	16.67%
10E908 1133 2228 00 908000	IMPRV OF INST BD PD EE&ER TRS	89.52	89.52	90	91.94	94.70	2.76	3.00%	4.70	5.22%
10E908 1133 2228 00 908000	ADM TITLE I DIR/COORDINATOR	4,106.85	4,753.65	4,200.00	984.42	1,013.95	29.53	3.00%	(3,186.05)	-75.86%
10E908 2400 2224 00 908000	TRANS STUDENT FIELD TRIPS	61.8	61.8	64	57.97	59.71	1.74	3.00%	(4.29)	-6.70%
10E908 2400 2228 00 908000	TRANS STUDENT BUSSING	2,000.00	0	2,000.00	1,000.00	2,000.00	1,000.00	100.00%	-	0.00%
10E908 2400 2229 00 908000	ADM TITLE I COMMUNITY SERVICE	16.8	0	0	9.2	9.48	0.28	3.00%	9.48	#DIV/0!
10E908 2400 2229 00 908000	Title IVA SS & AE Supplies/Mat	770.8	0	0	98.5	101.46	2.96	3.00%	101.46	#DIV/0!
10E908 2500 3330 00 908000	MEDIA L R C BOOKS	11.6	0	0	5.8	5.97	0.17	3.00%	5.97	#DIV/0!
10E908 2550 3390 00 908000	SP ED INST PURCH SVCS	163.92	0	164	0		-	#DIV/0!	(164.00)	-100.00%
10E908 2640 2228 00 908000	SP ED INST SUPPLIES & MATLS	3,859.18	4,827.25	3,859.00	2,915.26	7,000.00	4,084.74	140.12%	3,141.00	81.39%
10E913 2210 4050 00 913000	TITLE I COMMUNITY SERVICE	0	0	775	0	1,000.00	1,000.00	#DIV/0!	-775	-100.00%
10E925 2220 4310 00 925000	Title IVA SS & AE Supplies/Mat	1,176.50	1,275.26	1,500.00	1,525.50	1,500.00	(16,424.10)	-100.00%	-	#DIV/0!
10E929 1220 3190 00 929000	MEDIA L R C BOOKS	2,260.00	0	0	0	1,500.00	(25.50)	-1.67%	-	0.00%
10E929 1220 4050 00 929000	SP ED INST PURCH SVCS	159.31	0	140	0		-	#DIV/0!	-	#DIV/0!
10E929 1220 4700 00 929000	SP ED INST SUPPLIES & MATLS	160	0	160	0		-	#DIV/0!	-	#DIV/0!
10E929 2110 1148 00 929000	ATTN GRANT EARNINGS	39,853.40	48,357.66	45,000.00	52,365.57	54,369.00	2,023.43	3.86%	9,389.00	20.86%
10E929 2110 2220 00 929000	ATTN BD PD THIS	77.8	93.36	0	98.61	101,5683	2,9583	3.00%	101,5683	#DIV/0!
10E929 2110 2224 00 929000	ATTN BD PD FED TRS	3,564.80	4,407.12	4,700.00	4,415.04	4547,4912	132.45	3.00%	-152.51	-3.24%
10E929 2110 2228 00 929000	ATTN BD PD EE&ER TRS	417.05	466.09	0	532.2	548,166	15,966	3.00%	548,166	#DIV/0!
10E929 2110 2229 00 929000	ATTN BD PD EE&ER TRS	20,143.57	5,346.25	0	5,697.60	5868,528	170.93	3.00%	5868,528	#DIV/0!
10E929 2110 2230 00 929000	ATTN BD PD EE&ER TRS	4,508.46	4,806.36	0	5,252.43	5410,0029	157.57	3.00%	5410,0029	#DIV/0!
10E929 2110 2230 00 929000	ATTN BD PD EE&ER TRS	75	90	0	94.62	97,4586	2,8386	3.00%	97,4586	#DIV/0!

10E929 2110 2240 00 929000	298	345.36	0	344.4	354.732	10.332	3.00%	354.732	#DIV/0!
10E929 2130 3190 00 929000	0	1,872.00	0	90,638.13		(90,638.13)	-100.00%	-	#DIV/0!
10E929 2140 3190 00 929000	630.25	0	0	1,500.00		(1,500.00)	-100.00%	-	#DIV/0!
10E929 2150 4190 00 929000	0	0	0	287.79		(287.79)	-100.00%	-	#DIV/0!
10E930 1220 1125 00 930000	0	0	0	2,736.00		(2,736.00)	-100.00%	-	#DIV/0!
10E930 1220 1141 00 930000	257,054.00	159,688.00	275,000.00	225,825.00	254,104.00	28,279.00	12.52%	(20,896.00)	-7.60%
10E930 1220 2001 00 930000	62,879.00	92,143.00	65,000.00	106,324.00	119,578.00	13,254.00	12.47%	54,578.00	83.97%
10E930 1220 2224 00 930000	0	0	0	25.17	25.93	0.76	3.00%	25.93	#DIV/0!
10E930 1220 2228 00 930000	0	0	0	269.5	277.59	8.08	3.00%	277.59	#DIV/0!
10E930 1220 2229 00 930000	0	0	0	15.87	16.35	0.48	3.00%	16.35	#DIV/0!
10E930 1220 3190 00 930000	20,408.59	38,402.31	20,409.00	48,791.45	40,000.00	(8,791.45)	-18.02%	19,591.00	95.99%
10E930 1220 4050 00 930000	10,073.42	7,986.70	10,073.00	10,155.65	41,332.00	31,176.35	306.99%	31,259.00	310.32%
10E930 1220 4230 00 930000	8,448.92	25,722.04	8,449.00	6,139.65	-	(6,139.65)	-100.00%	(8,449.00)	-100.00%
10E930 1220 7001 00 930000	0	637.99	0	0	-	-	#DIV/0!	-	#DIV/0!
10E930 2110 4102 00 930000	0	0	0	427.4	-	(427.40)	-100.00%	-	#DIV/0!
10E930 2140 4102 00 930000	1,143.29	1,216.85	1,143.00	569.2	1,500.00	930.80	163.53%	357.00	31.23%
10E930 2150 3190 00 930000	0	0	0	1,900.00	-	(1,900.00)	-100.00%	-	#DIV/0!
10E930 2150 4050 00 930000	0	3,066.33	0	2,081.89	3,000.00	918.11	44.10%	3,000.00	#DIV/0!
10E930 2210 1129 00 930000	4,743.00	9,160.50	4,743.00	10,201.00	34,000.00	23,799.00	233.30%	29,257.00	616.85%
10E930 2210 1148 00 930000	37,777.48	12,954.85	37,777.00	9,433.51	-	(9,433.51)	-100.00%	(37,777.00)	-100.00%
10E930 2210 1201 00 930000	0	0	0	1,184.00	-	(1,184.00)	-100.00%	-	#DIV/0!
10E930 2210 2224 00 930000	309.13	195.72	0	182.7	188.18	5.48	3.00%	188.18	#DIV/0!
10E930 2210 2228 00 930000	14,182.76	8,343.49	15,100.00	1,955.96	2,014.64	58.68	3.00%	(13,085.36)	-86.66%
10E930 2210 2229 00 930000	1,798.71	999.16	1,925.00	115.15	118.60	3.45	3.00%	(1,806.40)	-93.84%
10E930 2210 3190 00 930000	21,860.32	10,037.12	21,860.00	3,827.65	5,000.00	1,172.35	30.63%	(16,860.00)	-77.13%
10E930 2210 4050 00 930000	147.31	0	147	1,889.49	1,500.00	(389.49)	-20.61%	1,353.00	920.41%
10E930 2210 6450 00 930000	0	260	0	1,010.00	4,000.00	2,990.00	296.04%	4,000.00	#DIV/0!
10E930 2230 3190 00 930000	21,884.35	23,157.10	21,884.00	24,572.40	-	(24,572.40)	-100.00%	(21,884.00)	-100.00%
10E930 2300 5410 00 930000	0	2,650.00	0	0	-	-	#DIV/0!	-	#DIV/0!
10E930 3000 4000 00 000000	90.47	0	0	0	-	-	#DIV/0!	-	#DIV/0!
10E930 3000 4000 00 930000	59.94	0	150	0	-	-	#DIV/0!	(150.00)	-100.00%
10E931 1220 1144 00 931000	333.25	0	350	469.76	469.76	-	0.00%	119.76	34.22%
10E931 1220 3190 00 931000	3,965.68	1,552.53	3,966.00	6,946.44	6,946.44	-	0.00%	2,980.44	75.15%
10E931 1220 4051 00 931000	359.92	352.78	360	1,076.74	1,076.74	-	0.00%	716.74	199.09%
10E931 1220 4230 00 931000	46.49	483.59	46	0	-	-	#DIV/0!	(46.00)	-100.00%
10E931 1220 5410 00 931000	0	2,637.00	0	0	-	-	#DIV/0!	-	#DIV/0!
10E931 1221 1131 00 931000	0	0	0	0	-	-	#DIV/0!	-	#DIV/0!
10E931 2130 3190 00 931000	0	0	0	189.74	189.74	-	0.00%	189.74	#DIV/0!
10E931 2140 3190 00 931000	0	900	0	0	-	-	#DIV/0!	-	#DIV/0!
10E931 2210 1148 00 931000	2,923.40	7,837.20	3,000.00	0	-	-	#DIV/0!	(3,000.00)	-100.00%
10E931 2210 2224 00 931000	22.38	27.2	28	0	0	0	#DIV/0!	-28	-100.00%
10E931 2210 2228 00 931000	1,026.71	1,243.32	1,100.00	0	0	0	#DIV/0!	-1,100.00	-100.00%
10E931 2210 2229 00 931000	15.45	18.6	7	0	0	0	#DIV/0!	-7	-100.00%
10E931 2210 3190 00 931000	5,596.00	1,344.00	4,480.00	2,401.58	2,401.58	-	0.00%	(2,078.42)	-46.39%
10E931 2210 4051 00 931000	4,220.30	3,603.49	0	3,933.83	3,933.83	-	0.00%	3,933.83	#DIV/0!
10E931 2230 1148 00 931000	0	0	0	782	782.00	-	0.00%	782.00	#DIV/0!
10E931 2230 2224 00 931000	0	0	0	7.21	7.43	0.22	3.00%	7.43	#DIV/0!
10E931 2230 2228 00 931000	0	0	0	77.04	79.35	2.31	3.00%	79.35	#DIV/0!
10E931 2230 2229 00 931000	0	0	0	4.51	4.65	0.14	3.00%	4.65	#DIV/0!

10E950 1800 4230 00 9500000	INST TEXTBOOKS & WORKBOOKS	1,967.50	1,728.75	1,500.00	0	8,600.00	8,600.00	#DIV/0!	7,100.00	473.33%
10E950 1800 4900 00 9500000	INST OTHER SUPPLIES	908.42	4,410.66	908	216.77		(216.77)	-100.00%	(908.00)	-100.00%
10E950 2210 1148 00 9500000	IMPRV OF INST GRANT EARNINGS	178.65	1,273.75	179	1,600.00	8,200.00	6,600.00	412.50%	8,021.00	4481.01%
10E950 2210 2001 00 9500000	IMPRV OF INST EMPLOYEE BENEFIT	1,500.00	2,250.00	1,500.00	4,387.13	4,518.74	131.61	3.00%	3,018.74	201.25%
10E950 2210 2224 00 9500000	IMPRV OF INST BD PD THIS	0.52	11.22	1	14.71	15.15	0.44	3.00%	14.15	1415.13%
10E950 2210 2228 00 9500000	IMPRV OF INST BD PD FRED TRS	23.89	128.65	24	157.61	162.34	4.73	3.00%	138.34	576.41%
10E950 2210 2229 00 9500000	IMPRV OF INST BD PD EE&ER TRS	0.36	7.39	0	9.29	9.57	0.28	3.00%	9.57	#DIV/0!
10E950 2210 3190 00 9500000	IMPRV OF INST PURCHASED SVCS	635.18	2,686.82	635	467.01	4,600.00	4,132.99	884.99%	3,965.00	624.41%
10E950 2230 2210 00 9500000		0	0	0	0.43	0.44	0.01	3.00%	0.44	#DIV/0!
10E950 2230 2230 00 9500000		0	0	0	0.42	0.43	0.01	3.00%	0.43	#DIV/0!
10E950 2300 3190 00 9500000	ASSESSMENT PURCHASED SERVICES	0	0	468	0		0	#DIV/0!	-468	-100.00%
10E950 2300 4050 00 9500000	LIPLEPS DIRECTOR SUPPLIES	32.2	0	32	0		0	#DIV/0!	-32	-100.00%
10E950 3000 3190 00 9500000	COMM PURCHASED SERVICES	1,000.00	0	1,000.00	175	750	575	328.57%	-250.00	-25.00%
10E950 3000 4050 00 9500000	COMM SUPPLIES & MATERIALS	421.14	23.44	421	0	250	250	#DIV/0!	-171	-40.62%
10E951 1800 3190 00 9510000	IEP INST PURCHASED SERVICES	3,538.75	3,650.50	3,000.00	2,475.00		-2,475.00	-100.00%	-3,000.00	-100.00%
10E951 1800 4050 00 9510000	INSTRUCTIONAL IEP SUPPLIES	0	3,616.94	0	0		0	#DIV/0!	0	#DIV/0!
	Total Expenses	23,242,878.51	24,467,506.35	25,511,476.89	25,348,248.47	26,455,895.86	1,107,647.39	4.37%	944,418.97	3.70%

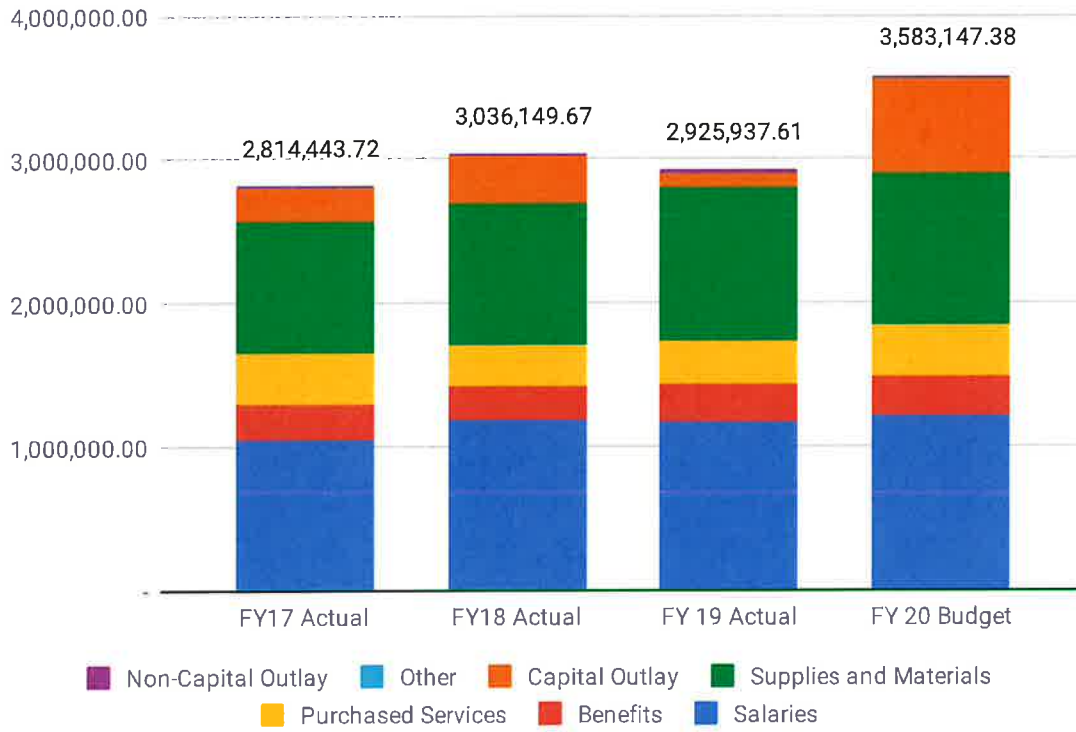
**Community High School District 94
Fiscal Year 2020 Tentative Budget
Operations Fund**

Revenue	FY17 Actual	FY18 Actual	FY 19 Actual	FY 20 Budget
Taxes	3,202,941.14	3,300,359.31	3,225,742.02	3,370,675.00
Interest	20,127.92	29,652.06	28,125.72	25,000.00
Other Local	44,339.42	32,946.02	29,217.10	27,000.00
State	0.00	0.00	0.00	200,000.00
	3,267,408.48	3,362,957.39	3,283,084.84	3,622,675.00
Expenses	FY17 Actual	FY18 Actual	FY 19 Actual	FY 20 Budget
Salaries	1,049,337.63	1,180,767.77	1,168,336.84	1,215,175.19
Benefits	241,002.65	242,943.93	269,429.31	277,512.19
Purchased Services	358,613.77	277,843.35	294,070.88	350,960.00
Supplies and Materials	930,859.92	1,001,388.19	1,081,835.28	1,054,500.00
Capital Outlay	225,291.58	322,229.05	95,683.00	670,000.00
Other	487.12	6,290.57	-	-
Non-Capital Outlay	8,851.05	4,686.81	16,582.30	15,000.00
	2,814,443.72	3,036,149.67	2,925,937.61	3,583,147.38
Beginning Fund Balance	FY17 Actual	FY18 Actual	FY 19 Actual	FY 20 Budget
Net	1,539,727.50	1,992,692.26	2,319,499.98	2,676,647.21
	452,964.76	326,807.72	357,147.23	39,527.62
Ending Fund Balance	1,992,692.26	2,319,499.98	2,676,647.21	2,716,174.83
Fund Balance as a % of Exp	70.80%	76.40%	91.48%	75.80%

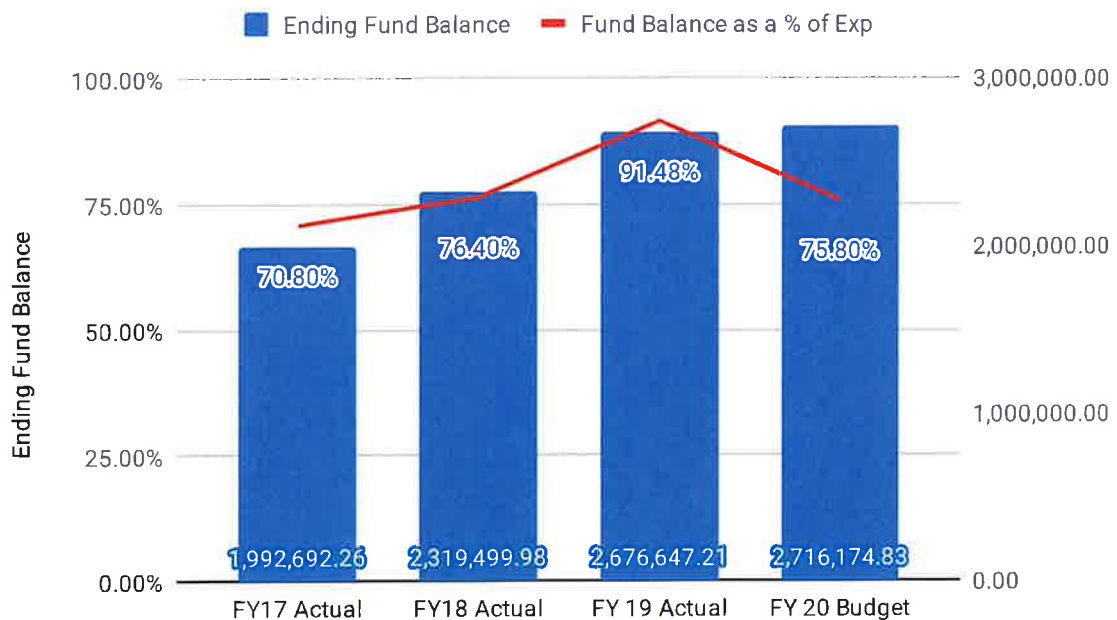


**Community High School District 94
Fiscal Year 2020 Tentative Budget
Operations Fund**

Fund 20 Expenditures



Fund 20 Ending Fund Balance



**Community High School District 94
Fiscal Year 2020 Tentative Budget
Operations Fund Revenue**

Account Numbers	Account Description	2016-17		2017-18		2018-19		2018-19		FY19-20		Against PY budget	
		FY Actual	FY Actual	Revised Budget	FY Actual	FY Actual	Revised Budget	FY Actual	Tentative Budget	Against Actual Activity	Against PY budget		
20R000 1111 0000 00 0000000	O&M CURRENT YEAR LEVY ADVANCD	1,603,703.98	1,695,742.24	1,625,740.00	1,658,019.25	1,696,232.00	38,212.75	2.30%	70,492.00	4.34%			
20R000 1112 0000 00 0000000	O&M 1ST PRIOR YEAR LEVY CURRNT	1,549,576.60	1,562,661.11	1,540,000.00	1,557,309.03	1,673,643.00	116,333.97	7.47%	133,643.00	8.68%			
20R000 1113 0000 00 0000000	O&M OTHER PRIOR YR LEVY BACK	59.21	390.67	1,000.00	72.84	500	427.16	586.44%	-500.00	-50.00%			
20R000 1210 0000 00 0000000	O&M MOBILE HOME PRIVILEGE TAX	218.27	327.43	300	340.9	300.00	(40.90)	-12.00%	-	0.00%			
20R000 1230 0000 00 0000000	O&M CORP PERSNL PROP REPLC TAX	49,383.08	41,237.86	10,000.00	10,000.00	-	(10,000.00)	-100.00%	(10,000.00)	-100.00%			
20R000 1510 0000 00 0000000	O&M INTEREST ON INVESTMENTS	20,127.92	29,652.06	15,000.00	28,125.72	25,000.00	(3,125.72)	-11.11%	10,000.00	66.67%			
20R000 1910 0000 00 0100000	O&M SCHOOL FACILITY RENTAL	3,516.90	6,185.02	6,000.00	1,950.07	2,000.00	49.93	2.56%	(4,000.00)	-66.67%			
20R000 1910 0000 00 0300000	O&M SWIMMING POOL RENTAL	40,822.52	26,552.00	45,000.00	26,716.00	25,000.00	(1,716.00)	-6.42%	(20,000.00)	-44.44%			
20R000 1930 0000 00 0000000	O&M IMPACT FEES	0	0	0	551	-	(551.00)	-100.00%	-	#DIV/0!			
20R000 1931 0000 00 0000000	O&M SALE OF EQUIPMENT	0	209	1,000.00	0	-	-	-100.00%	(1,000.00)	-100.00%			
20R000 1999 0000 00 0200000	O&M MISC REVENUE SOURCES	0	0	0	0.03	-	(0.03)	-100.00%	-	#DIV/0!			
20R000 1999 0000 00 9900000	O&M OTHER LOCAL REVENUE	0	0	1,000.00	0	-	-	#DIV/0!	(1,000.00)	-100.00%			
20R000 3001 0000 00 0000000	EVIDENCED BASED FUNDING (EBF)	0	0	0	0	200,000.00	200,000.00	#DIV/0!	200,000.00	#DIV/0!			
	Total Revenue	3,267,408.48	3,362,957.39	3,245,040.00	3,283,084.84	3,622,675.00	139,590.16	4.25%	177,635.00	5.47%			

**Community High School District 94
Fiscal Year 2020 Tentative Budget
Operations Fund Expense**

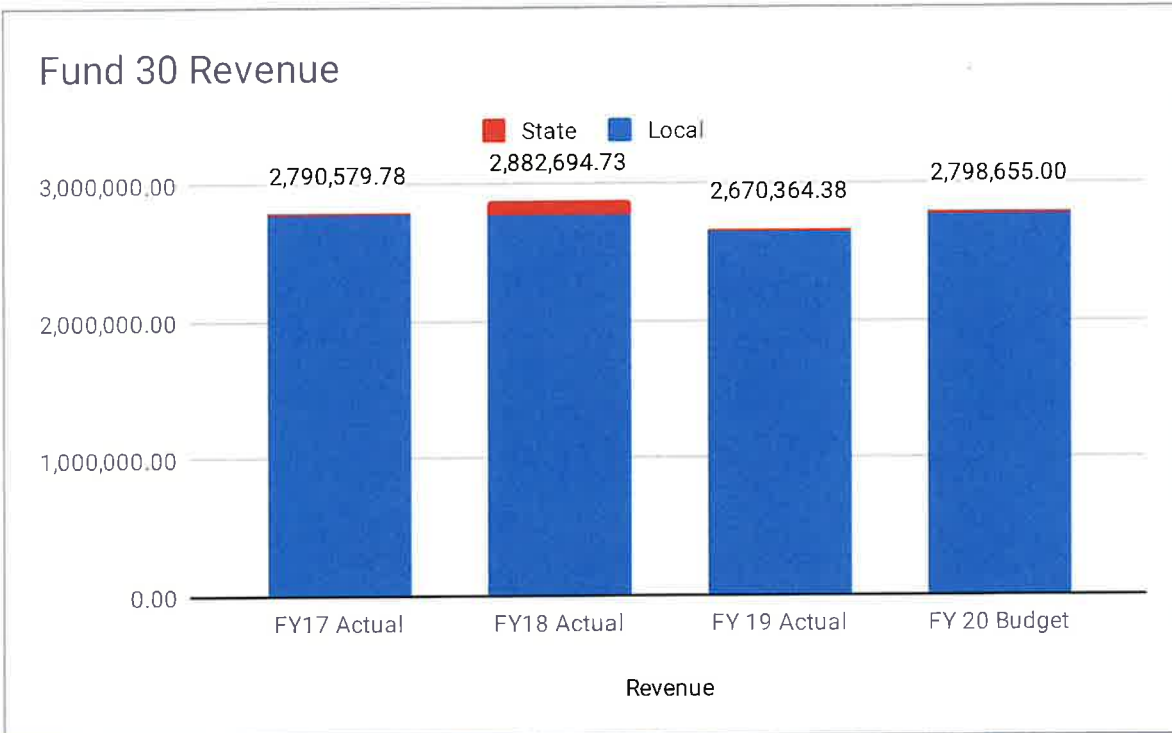
Account Numbers	Account Description	2016-17		2017-18		2018-19		2018-19		FY19-20		Against Actual Activity		Against PY Budget	
		FY Actual	FY Actual	Revised Budget	FY Actual	FY Actual	Revised Budget	FY Actual	Tentative Budget	#DIV/0!	#DIV/0!		#DIV/0!		#DIV/0!
20E000 2510 6249 00 000000	BUS ADM INVESTMENT FEES	487.12	1,691.40	0	0	0	0	0	0	0	0	0	0	0	0
20E000 2540 1115 00 000000	O&M DIRECTOR BLDG OPERATIONS	0	78,788.21	131,171.00	26,234.11	26,234.11	0	24,343.00	-7.21%	(1,891.11)	-7.21%	(106,828.00)	-81.44%	70,000.00	-100.00%
20E000 2540 1116 00 000000	O&M-OFFSET CAP IMPRV 2017 SAL	62,165.96	141,209.02	95,605.00	162,716.98	162,716.98	0	169,073.00	3.91%	6,356.02	3.91%	73,468.00	76.85%	73,468.00	-100.00%
20E000 2540 1160 00 000000	O&M MAINTENANCE SALARY	133,107.00	87,383.78	144,551.00	77,437.50	77,437.50	0	80,844.75	4.40%	3,407.25	4.40%	(63,706.25)	-44.07%	(63,706.25)	-44.07%
20E000 2540 1161 00 000000	O&M SUPERVISOR MAINTENANCE	117,368.00	119,715.77	123,607.00	123,090.54	123,090.54	0	127,005.72	3.18%	3,915.18	3.18%	3,398.72	2.75%	3,398.72	2.75%
20E000 2540 1192 00 000000	O&M CUSTODIAN SALARY	623,189.32	659,449.08	687,395.00	683,969.83	683,969.83	0	703,468.72	2.85%	19,498.89	2.85%	16,073.72	2.34%	16,073.72	2.34%
20E000 2540 1197 00 000000	O&M SUMMER ADULT WORKER ERNGS	862.5	0	0	0	0	0	0	#DIV/0!	-	#DIV/0!	-	#DIV/0!	-	#DIV/0!
20E000 2540 1198 00 000000	O&M SUMMER STUDENT WORKER ERNG	46,256.86	35,965.32	40,000.00	43,932.88	40,000.00	0	50,000.00	13.81%	6,067.12	13.81%	10,000.00	25.00%	10,000.00	25.00%
20E000 2540 1203 00 000000	O&M STUDENT WORKER	3,757.44	3,640.02	0	0	0	0	4,440.00	#DIV/0!	-	#DIV/0!	-	#DIV/0!	-	#DIV/0!
20E000 2540 1204 00 000000	O&M CUSTODIAN SUBSTITUTE	21,374.60	85.6	25,000.00	0	0	0	5,000.00	#DIV/0!	5,000.00	#DIV/0!	(20,000.00)	-80.00%	(20,000.00)	-80.00%
20E000 2540 1205 00 000000	O&M MAINTENANCE SUBSTITUTE	4,697.70	1,516.27	12,500.00	38.79	12,500.00	0	1,000.00	2477.98%	961.21	2477.98%	(11,500.00)	-92.00%	(11,500.00)	-92.00%
20E000 2540 1360 00 000000	O&M MAINTENANCE OVERTIME ERNGS	36,558.25	53,014.70	40,000.00	50,916.21	40,000.00	0	50,000.00	-1.80%	(916.21)	-1.80%	10,000.00	25.00%	10,000.00	25.00%
20E000 2540 1392 00 000000	O&M CUSTODIAN OVERTIME ERNGS	50.45	50.45	0	65	0	65	66.95	3.00%	1.95	3.00%	66.95	#DIV/0!	66.95	#DIV/0!
20E000 2540 2001 00 000000	O&M EMPLOYEE BENEFITS	1,706.05	1,889.75	2,203.00	1,826.77	2,203.00	0	1,881.57	3.00%	54.80	3.00%	(321.43)	-14.59%	(321.43)	-14.59%
20E000 2540 2210 00 000000	O&M LIFE INSURANCE BENE	225,732.07	225,981.03	229,202.00	252,026.08	229,202.00	0	259,586.86	3.00%	7,560.78	3.00%	30,384.86	13.26%	30,384.86	13.26%
20E000 2540 2220 00 000000	O&M HEALTH INSURANCE BENEFITS	1,337.07	1,468.20	2,088.00	1,407.52	2,088.00	0	1,449.75	3.00%	42.23	3.00%	(638.25)	-30.57%	(638.25)	-30.57%
20E000 2540 2230 00 000000	O&M LONG TERM DISABILITY BENE	12,177.01	13,554.50	15,830.00	14,103.94	15,830.00	0	14,527.06	3.00%	423.12	3.00%	(1,302.94)	-8.23%	(1,302.94)	-8.23%
20E000 2540 2240 00 000000	O&M DENTAL INSURANCE BENE	2,242.50	0	2,300.00	0	2,300.00	0	0	#DIV/0!	-	#DIV/0!	(2,300.00)	-100.00%	(2,300.00)	-100.00%
20E000 2540 3000 00 000000	O&M GRANT CONTRACT OFFSET	10,361.97	12,603.64	0	0	0	0	0	#DIV/0!	-	#DIV/0!	-	#DIV/0!	-	#DIV/0!
20E000 2540 3114 00 000000	O&M ARCHITECT & ENGINEER SVCS	9,903.00	1,759.68	25,000.00	3,273.90	25,000.00	0	25,000.00	663.62%	21,726.10	663.62%	-	0.00%	-	0.00%
20E000 2540 3190 00 000000	O&M PURCHASED SERVICES	20,277.75	259.18	0	0	0	0	260.00	#DIV/0!	-	#DIV/0!	260.00	#DIV/0!	260.00	#DIV/0!
20E000 2540 3201 00 000000	O&M EJ&E LAND LEASE	5,307.26	3,653.06	0	3,575.07	0	0	3,600.00	0.70%	24.93	0.70%	3,600.00	#DIV/0!	3,600.00	#DIV/0!
20E000 2540 3205 00 000000	O&M KITCHEN R & M SERVICE	348.97	22.34	500	0	500	0	0	#DIV/0!	-	#DIV/0!	(500.00)	-100.00%	(500.00)	-100.00%
20E000 2540 3224 00 000000	O&M EQUIPMENT RENTAL	8,647.29	8,440.07	7,500.00	6,212.01	7,500.00	0	7,500.00	20.73%	1,287.99	20.73%	-	0.00%	-	0.00%
20E000 2540 3232 00 000000	O&M VAN & TRACTOR REPR SERVICE	2,127.30	1,270.51	50,000.00	470	50,000.00	470	50,000.00	10538.30%	49,530.00	10538.30%	-	0.00%	-	0.00%
20E000 2540 3233 00 000000	O&M LOCKS AND KEYS SERVICES	1,938.91	2,522.56	10,000.00	23,905.00	10,000.00	0	10,000.00	-58.17%	(13,905.00)	-58.17%	-	0.00%	-	0.00%
20E000 2540 3240 00 000000	O&M FACILITY REPAIR SERVICES	44,013.14	52,230.37	45,000.00	39,728.49	45,000.00	0	45,000.00	13.27%	5,271.51	13.27%	-	0.00%	-	0.00%
20E000 2540 3401 00 000000	O&M TELEPHONE	0	0	0	2,927.29	0	2,927.29	0	-	(2,927.29)	-100.00%	-	#DIV/0!	-	#DIV/0!
20E000 2540 4000 00 000000	O&M ***SUPPLIES & MATERIALS***	2,431.32	160.41	2,000.00	588.66	2,000.00	0	2,000.00	239.75%	1,411.34	239.75%	-	0.00%	-	0.00%
20E000 2540 4130 00 000000	O&M KITCHEN SUPPLIES & MATLS	674	1,188.00	2,500.00	979	2,500.00	0	1,000.00	2.15%	21.00	2.15%	(1,500.00)	-60.00%	(1,500.00)	-60.00%
20E000 2540 4147 00 000000	O&M AED SUPPLIES & MATERIALS	467.5	7,793.90	0	22,338.57	0	22,338.57	0	-	(22,338.57)	-100.00%	-	#DIV/0!	-	#DIV/0!
20E000 2540 4150 00 000000	DNU O&M MAINTENANCE SUPPLIES	1,052.00	2,071.14	500	5,352.85	500	5,352.85	3,000.00	-43.96%	(2,352.85)	-43.96%	2,500.00	500.00%	2,500.00	500.00%
20E000 2540 4151 00 000000	O&M VANDALISM REPAIR SUPPLY	2,971.55	1,416.89	2,500.00	1,428.98	2,500.00	0	2,500.00	74.95%	1,071.02	74.95%	-	0.00%	-	0.00%
20E000 2540 4152 00 000000	O&M VAN & TRACTOR REPR SUPPLY	1,047.98	1,416.89	2,500.00	1,428.98	2,500.00	0	2,500.00	#DIV/0!	-	#DIV/0!	-	#DIV/0!	-	#DIV/0!
20E000 2540 4154 00 000000	O&M LOCKS AND KEYS	367.84	-285	0	0	0	0	0	#DIV/0!	-	#DIV/0!	-	#DIV/0!	-	#DIV/0!
20E000 2540 4159 00 000000	O&M PHASE FOUR SUPPLY	182,642.26	170,944.55	115,000.00	181,395.12	115,000.00	0	180,000.00	-0.77%	(1,395.12)	-0.77%	65,000.00	56.52%	65,000.00	56.52%
20E000 2540 4650 00 000000	O&M NATURAL GAS	453,731.04	546,824.49	500,000.00	602,252.51	500,000.00	0	600,000.00	-0.37%	(2,252.51)	-0.37%	100,000.00	20.00%	100,000.00	20.00%
20E000 2540 4660 00 000000	O&M ELECTRICITY	79,170.40	99,128.21	75,000.00	77,006.82	75,000.00	0	75,000.00	-2.61%	(199.71)	-2.61%	-	0.00%	-	0.00%
20E000 2540 4670 00 000000	O&M WATER & SEWER	24.5	0	0	199.71	0	199.71	0	-	(199.71)	-100.00%	-	#DIV/0!	-	#DIV/0!
20E000 2540 4686 00 000000	O&M ACTIVITIES GASOLINE	48.26	65.03	0	15.54	0	15.54	0	-	(15.54)	-100.00%	-	#DIV/0!	-	#DIV/0!
20E000 2540 4687 00 000000	O&M ATHLETICS GASOLINE	0	0	0	0	0	0	0	-	-	-	-	-	-	-

20E000 2540 5000 00 000000	O&M CAPITAL OUTLAY	36,735.00	9,944.95	80,000.00	11,156.95	50,000.00	38,843.05	348.15%	(30,000.00)	-37.50%
20E000 2540 5203 00 000000	O&M CAPITAL FURNISHINGS	124,284.04	4,404.54	100,000.00	7,503.63	50,000.00	42,496.37	566.34%	(50,000.00)	-50.00%
20E000 2540 5350 00 000000	O&M ROOF/CEILING/STRUCTRE(HIS)	0	1,580.50	0	2,864.26	2,500.00	(364.26)	-1.72%	2,500.00	#DIV/0!
20E000 2540 5405 00 000000	O&M KITCHEN CAPITAL OUTLAY	0	0	0	6,499.00	2,500.00	(3,999.00)	-61.53%	2,500.00	#DIV/0!
20E000 2540 5410 00 000000	O&M NEW CAPITAL OUTLAY	14,200.25	0	300,000.00	33,600.58	500,000.00	466,399.42	1388.07%	200,000.00	66.67%
20E000 2540 5420 00 000000	O&M REPLACE CAPITAL OUTLAY	50,072.29	306,299.06	65,000.00	34,058.58	65,000.00	30,941.42	90.85%	-	0.00%
20E000 2542 3211 00 000000	O&M EXTERMINATING SERVICE	975.25	1,170.19	2,000.00	3,013.19	3,000.00	(13.19)	-0.44%	1,000.00	50.00%
20E000 2542 3212 00 000000	O&M DISPOSAL SERVICE	33,382.45	19,946.48	30,000.00	17,572.40	30,000.00	12,427.60	70.72%	-	0.00%
20E000 2542 3221 00 000000	O&M WINDOW WASHING	2,085.00	0	0	2,200.00	0	(2,200.00)	-100.00%	-	#DIV/0!
20E000 2542 3223 00 000000	O&M CARPET & DRAPERY CLEANING	12,385.00	9,965.00	13,000.00	0	13,000.00	13,000.00	#DIV/0!	-	0.00%
20E000 2542 3226 00 000000	O&M GYM FLOOR	2,515.00	3,795.00	0	2,565.00	3,000.00	435.00	16.96%	3,000.00	#DIV/0!
20E000 2542 3227 00 000000	O&M BLEACHER SERVICES	900	0	0	0	0	-	#DIV/0!	-	#DIV/0!
20E000 2542 3228 00 000000	O&M FOOTBALL FIELD MAINT SVCS	11,100.00	0	1,900.00	0	1,900.00	1,900.00	#DIV/0!	-	0.00%
20E000 2542 3229 00 000000	O&M TENNIS COURTS	5,400.00	0	0	5,800.00	6,000.00	200.00	3.45%	6,000.00	#DIV/0!
20E000 2542 3231 00 000000	O&M PARKING LOT & WALKWAY REPR	1,572.00	2,800.00	1,600.00	0	2,000.00	2,000.00	#DIV/0!	400.00	25.00%
20E000 2542 3232 00 000000	O&M LANDSCAPING SERVICE	1,863.98	7,320.75	2,500.00	5,370.07	5,500.00	129.93	2.42%	3,000.00	120.00%
20E000 2542 3233 00 000000	O&M FENCING REPAIR SERVICES	7,068.00	0	0	0	0	-	#DIV/0!	-	#DIV/0!
20E000 2542 3234 00 000000	O&M SNOW PLOWING SERVICES	35,020.00	22,655.00	30,000.00	34,055.40	30,000.00	(4,055.40)	-11.91%	-	0.00%
20E000 2542 3235 00 000000	O&M GENERAL MAINT. SERVICES	568.25	4,336.12	0	2,619.91	2,000.00	(619.91)	-23.66%	2,000.00	#DIV/0!
20E000 2542 3239 00 000000	O&M POOL REPAIR SERVICES	1,565.00	17,176.00	5,000.00	3,277.52	5,000.00	1,722.48	52.55%	-	0.00%
20E000 2542 3243 00 000000	O&M ROOF REPAIR SERVICES	13,828.00	17,939.00	4,000.00	3,839.00	4,000.00	161.00	4.19%	-	0.00%
20E000 2542 3250 00 000000	O&M SECURITY SYSTEM SERVICES	330.57	984.21	0	2,669.40	4,000.00	(2,669.40)	-100.00%	-	#DIV/0!
20E000 2542 3260 00 000000	O&M AED REPAIR & MAINT SVC	875	0	0	175.2	0	(175.20)	-100.00%	-	#DIV/0!
20E000 2542 4001 00 000000	O&M LANDSCAPING SUPPLIES	967.71	521.44	1,000.00	6,236.96	1,000.00	(5,236.96)	-83.97%	-	0.00%
20E000 2542 4002 00 000000	O&M EXTERIOR SUPPLIES	180.04	3,155.91	500	519.29	500.00	(19.29)	-3.71%	-	0.00%
20E000 2542 4140 00 000000	O&M CUSTODIAL SUPPLIES	26,090.93	36,371.42	35,000.00	29,991.53	35,000.00	5,008.47	16.70%	-	0.00%
20E000 2542 4142 00 000000	O&M PAPER PRODUCTS	5,938.28	11,630.26	15,000.00	12,669.29	15,000.00	2,330.71	18.40%	-	0.00%
20E000 2542 4144 00 000000	O&M EMERGENCY LIGHTS & BULBS	4,734.74	2,331.62	2,500.00	5,438.98	2,500.00	(2,938.98)	-54.04%	-	0.00%
20E000 2542 4145 00 000000	O&M PAINTING SUPPLIES	3,218.58	3,879.99	5,000.00	4,614.95	5,000.00	385.05	8.34%	-	0.00%
20E000 2542 4146 00 000000	O&M POOL SUPPLIES	18,048.25	13,637.75	15,000.00	22,119.89	15,000.00	(7,119.89)	-32.19%	-	0.00%
20E000 2542 4153 00 000000	O&M HARDWARE SUPPLY	7,805.21	8,578.31	6,000.00	4,176.88	6,000.00	1,823.12	43.65%	-	0.00%
20E000 2542 4156 00 000000	O&M FLOOR & CEILING TILE	10,415.80	1,580.50	10,000.00	10,678.50	10,000.00	(678.50)	-6.35%	-	0.00%
20E000 2542 4685 00 000000	O&M GASOLINE	7,809.07	6,739.36	7,500.00	6,058.14	7,500.00	1,441.86	23.80%	-	0.00%
20E000 2543 3235 00 000000	O&M DOORS SERVICES	3,782.45	0	0	1,035.00	0	(1,035.00)	-100.00%	-	#DIV/0!
20E000 2543 3236 00 000000	O&M FILTER SERVICES	676	0	0	1,601.42	0	(1,601.42)	-100.00%	-	#DIV/0!
20E000 2543 3238 00 000000	O&M HEAT PUMPS SERVICES	0	0	0	3,091.48	0	(3,091.48)	-100.00%	-	#DIV/0!
20E000 2543 3239 00 000000	O&M HEAT CHILLER SERVICES	568	3,166.15	3,000.00	7,010.31	7,000.00	(10.31)	-0.15%	4,000.00	133.33%
20E000 2543 3241 00 000000	O&M BOILER & VENT SERVICES	4,532.76	1,269.00	7,500.00	2,863.28	7,500.00	4,636.72	161.94%	-	0.00%
20E000 2543 3242 00 000000	O&M HVAC SERVICES	50,075.00	43,944.44	44,000.00	46,382.62	45,000.00	(1,382.62)	-2.98%	1,000.00	2.27%
20E000 2543 3244 00 000000	O&M PLUMBING REPAIR SERVICES	18,874.08	4,455.66	11,500.00	10,263.54	11,500.00	1,236.46	12.05%	-	0.00%
20E000 2543 3245 00 000000	O&M ELECTRICAL REPAIR SERVICES	5,130.21	607.69	1,200.00	3,857.00	1,200.00	(2,657.00)	-68.89%	-	0.00%
20E000 2543 3246 00 000000	O&M FIRE ALARM REPAIR SERVICES	26,539.86	20,524.50	25,000.00	29,798.88	25,000.00	(4,798.88)	-16.10%	-	0.00%
20E000 2543 3247 00 000000	O&M CLOCK REPAIR SERVICES	0	0	0	323.5	0	(323.50)	-100.00%	-	#DIV/0!
20E000 2543 3249 00 000000	O&M ELEVATOR REPAIR & MAIN SVC	9,555.59	10,498.56	5,000.00	26,258.72	5,000.00	(21,258.72)	-80.96%	-	0.00%
20E000 2543 3255 00 000000	O&M GENERATOR SERVICES	2,019.05	2,528.19	0	1,004.39	2,000.00	995.61	99.13%	2,000.00	#DIV/0!
20E000 2543 4141 00 000000	O&M BOILER CHEMICALS	799.9	0	5,000.00	0	5,000.00	5,000.00	#DIV/0!	-	0.00%
20E000 2543 4142 00 000000	O&M CHILLER CHEMICALS	7,781.50	8,160.00	5,000.00	7,480.00	8,000.00	520.00	6.95%	3,000.00	60.00%
20E000 2543 4143 00 000000	O&M FILTER SUPPLIES	14,708.83	8,097.83	7,500.00	14,300.05	8,000.00	(6,300.05)	-44.06%	500.00	6.67%
20E000 2543 4144 00 000000	O&M VAV SUPPLY	7,911.94	1,481.39	7,500.00	1,574.41	7,500.00	5,925.59	376.37%	-	0.00%
20E000 2543 4145 00 000000	O&M DOORS SUPPLY	10,784.91	643.75	5,000.00	7,176.14	5,000.00	(2,176.14)	-30.32%	-	0.00%

20E000 2543 4146 00 000000	O&M FIRE ALARM REPAIR SUPPLIES	745.19	3,782.66	500	836.85	500.00	(336.85)	-40.25%	-	0.00%
20E000 2543 4147 00 000000	O&M PLUMBING SUPPLY	10,748.95	8,177.44	5,000.00	17,280.67	10,000.00	(7,280.67)	-42.13%	5,000.00	100.00%
20E000 2543 4148 00 000000	O&M ELECTRICAL SUPPLY	11,878.80	12,352.35	8,000.00	5,152.37	8,000.00	2,847.63	55.27%	-	0.00%
20E000 2543 4149 00 000000	O&M ROOF FAN SUPPLY	4,583.06	92.19	1,000.00	447.5	1,000.00	552.50	123.46%	-	0.00%
20E000 2543 4150 00 000000	O&M MECHANICAL SUPPLY	2,473.19	4,179.27	15,000.00	15,859.45	15,000.00	(859.45)	-5.42%	-	0.00%
20E000 2543 4151 00 000000	O&M ELECTRIC MOTOR REPAIR SUPP	1,933.84	2,172.62	3,500.00	1,073.39	3,500.00	2,426.61	226.07%	-	0.00%
20E000 2543 4152 00 000000	O&M CLOCK REPAIR SUPPLIES	781.03	1,060.53	0	0	0	-	#DIV/0!	-	#DIV/0!
20E000 2543 4153 00 000000	O&M HARDWARE SUPPLY	30,763.44	12,961.16	15,000.00	9,448.42	15,000.00	5,551.58	58.76%	-	0.00%
20E000 2543 4154 00 000000	O&M AC PUMPS SUPPLY	3,541.69	490.83	0	2,428.85	2,000.00	(428.85)	-17.66%	2,000.00	#DIV/0!
20E000 2543 4155 00 000000	O&M GENERATOR SUPPLY	260.7	612.74	0	0	0	0	#DIV/0!	0	#DIV/0!
20E000 2543 4156 00 000000	O&M HEAT PUMPS SUPPLY	4,254.71	735.06	0	108.46	0	-108.46	-100.00%	0	#DIV/0!
20E000 2543 4157 00 000000	O&M LOCKER REPAIR SUPPLIES	2,216.05	3,249.66	0	0	0	0	#DIV/0!	0	#DIV/0!
20E000 2543 4158 00 000000	O&M HVAC SUPPLIES	4,854.93	8,545.97	5,000.00	1,426.82	5000	3,573.18	250.43%	0.00	0.00%
20E000 2543 4159 00 000000	O&M HVAC PUMPS SUPPLY	0	6,858.56	0	252.44	0	-252.44	-100.00%	0	#DIV/0!
20E000 2544 7001 00 000000	O&M SM EQUIPMENT NON-CAPITAL	8,851.05	4,686.81	15,000.00	16,582.30	15000	-1,582.30	-9.54%	0.00	0.00%
20E000 8840 8100 00 000000	PERMANENT INTERUND TRANSFER E	795,981.00	0	0	0	0	0	#DIV/0!	0	#DIV/0!
61E000 2530 6249 00 000000	CI HILK INVESTMENT FEES	0	4,599.17	0	0	0	0	#DIV/0!	0	#DIV/0!
	Total Expenses	3,610,424.72	3,036,149.67	3,244,652.00	2,925,937.61	3,583,147.38	652,769.77	22.31%	334,055.38	10.30%

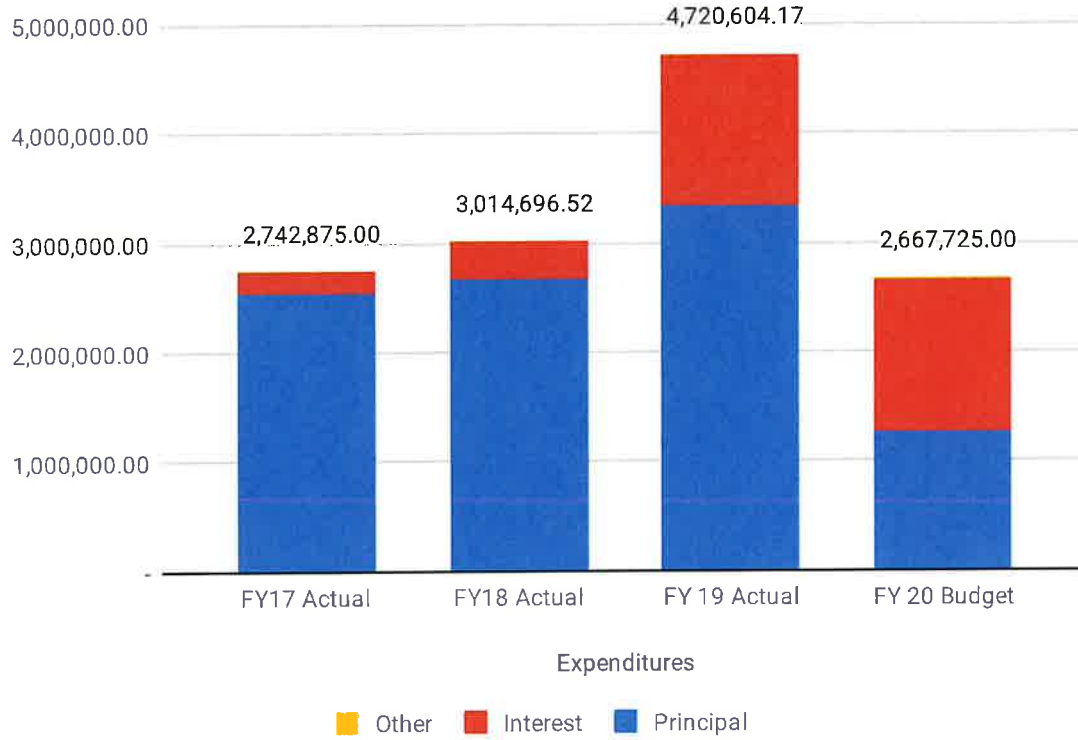
**Community High School District 94
Fiscal Year 2020 Tentative Budget
Debt Service Fund**

Revenue	FY17 Actual	FY18 Actual	FY 19 Actual	FY 20 Budget
Local	2,788,312.81	2,775,870.67	2,648,254.80	2,777,155.00
State	2,266.97	106,824.06	22,109.58	21,500.00
	<u>2,790,579.78</u>	<u>2,882,694.73</u>	<u>2,670,364.38</u>	<u>2,798,655.00</u>
Expenses	FY17 Actual	FY18 Actual	FY 19 Actual	FY 20 Budget
Principal	2,555,000.00	2,670,000.00	3,350,000.00	1,275,000.00
Interest	185,075.00	340,527.77	1,368,629.17	1,390,750.00
Other	2,800.00	4,168.75	1,975.00	1,975.00
	<u>2,742,875.00</u>	<u>3,014,696.52</u>	<u>4,720,604.17</u>	<u>2,667,725.00</u>
Beginning Fund Balance	FY17 Actual	FY18 Actual	FY 19 Actual	FY 20 Budget
Net	3,012,714.30	3,060,419.08	2,928,417.29	878,177.50
	<u>47,704.78</u>	<u>(132,001.79)</u>	<u>(2,050,239.79)</u>	<u>130,930.00</u>
Ending Fund Balance	3,060,419.08	2,928,417.29	878,177.50	1,009,107.50
Fund Balance as a % of Exp	111.58%	97.14%	18.60%	37.83%

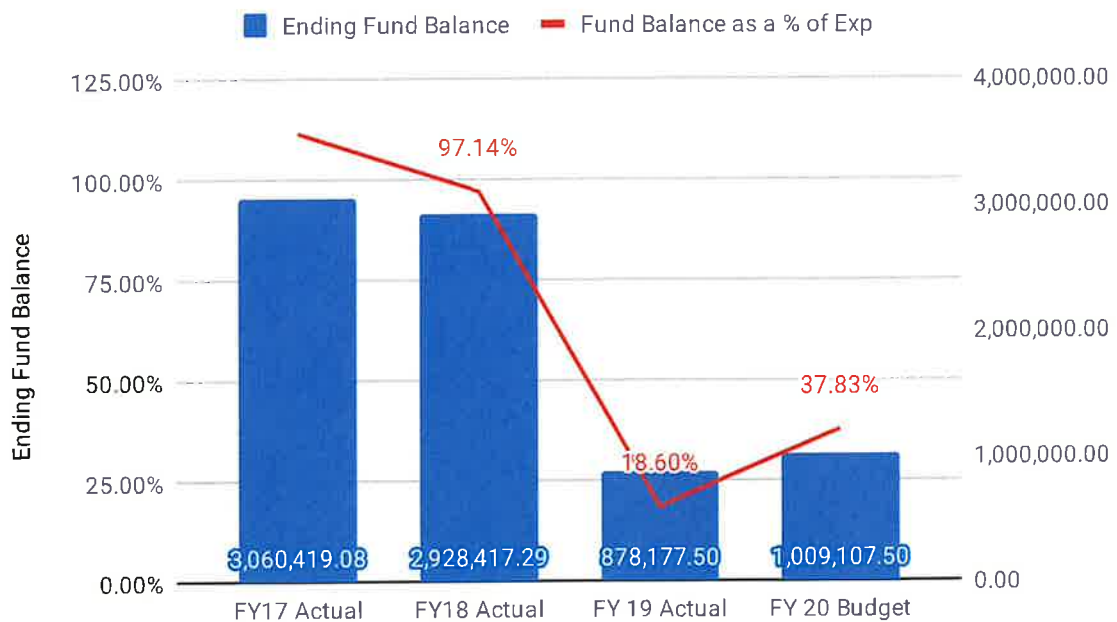


**Community High School District 94
Fiscal Year 2020 Tentative Budget
Debt Service Fund**

Fund 30 Expenditures



Fund 30 Ending Fund Balance



**Community High School District 94
Fiscal Year 2020 Tentative Budget
Debt Service Fund Revenue**

Account Numbers	Account Description	2016-17	2017-18	2018-19	2018-19	2018-19	FY19-20	Against Actual Activity	Against PY budget
		FY Actual	FY Actual	Revised Budget	FY Actual	Tentative Budget			
30R000 1111 0000 00 0000000	DEBT SVC CURRENT YER LEVY ADV	1,397,776.79	1,413,214.43	1,442,156.00	1,350,060.18	1,413,623.00	63,562.82	4.71%	-28,533.00
30R000 1112 0000 00 0000000	DEBT SVC 1ST PR YR LEVY CURNT	1,390,197.12	1,362,004.12	1,300,000.00	1,297,845.60	1,362,782.00	64,936.40	5.00%	62,782.00
30R000 1113 0000 00 0000000	DEBT SVC OTHER PR YRS BACK	53.65	366.74	1,000.00	64.93	500.00	435.07	670.06%	(500.00)
30R000 1210 0000 00 0000000	DEBT SVC MOBILE HOME PRIV TAX	195.79	285.38	275	284.09	250.00	(34.09)	-12.00%	(25.00)
30R000 1230 0000 00 0000000	DEBT SVC CORP PERSONL REPLMNT	89.46	0	0	0	-	-	#DIV/0!	-
30R000 1510 0000 00 0000000	DEBT SVC INTEREST ON INVSTMNT	2,266.97	10,389.77	500	20,651.43	20,000.00	(651.43)	-3.15%	19,500.00
30R000 1510 0000 17 0000000	INTEREST 2017 MAA	0	1,856.51	0	1,458.15	1,500.00	41.85	2.87%	1,500.00
30R000 7220 0000 17 0000000	PREM ON BONDS SOLD SER 2017	0	94,577.78	0	0	0	0	#DIV/0!	0
	Total Revenues	2,790,579.78	2,882,694.73	2,743,931.00	2,670,364.38	2,798,655.00	128,290.62	4.80%	54,724.00

**Community High School District 94
Fiscal Year 2020 Tentative Budget
Debt Service Fund Expense**

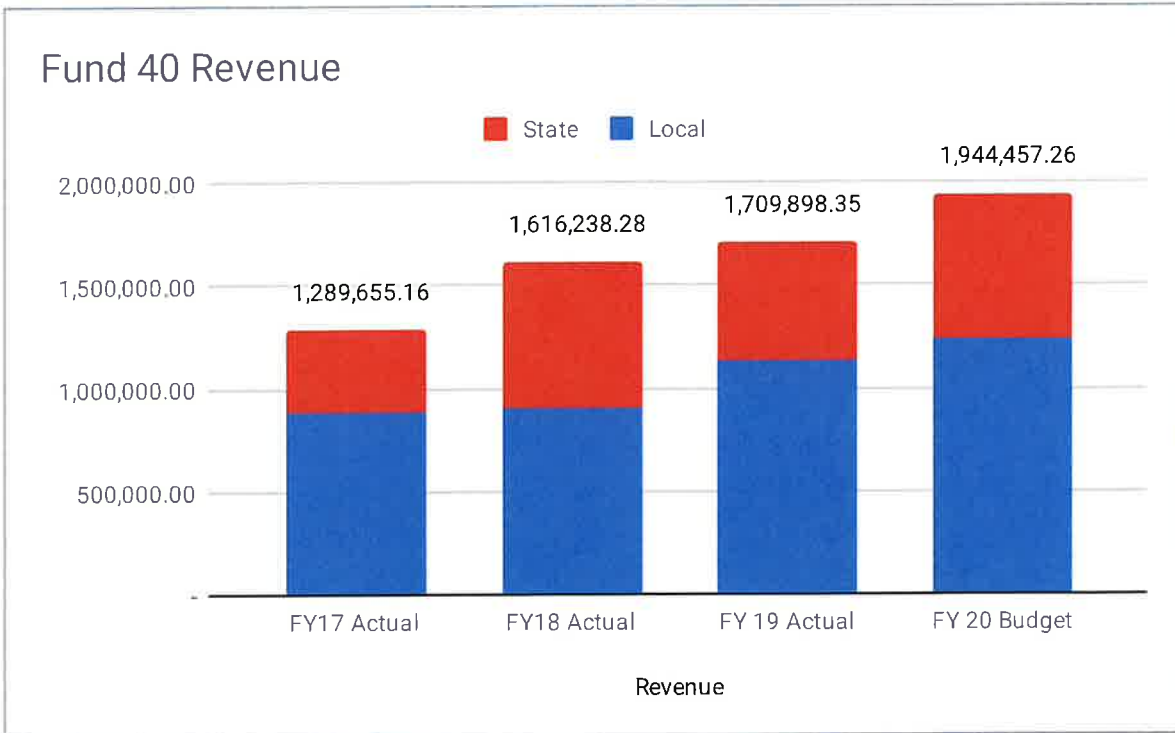
Account Numbers	Account Description	2016-17		2017-18		2018-19		2018-19		FY19-20		Against PY budget	
		FY Actual		FY Actual		Revised Budget	FY Actual	Tentative Budget	Against Actual Activity		Against PY budget		
30E000 2510 6249 00 0000000	BUS ADM INVESTMENT FEES	2,800.00		2,800.00		2,800.00	475	0.00	-475.00	-100.00%	-2,800.00	-100.00%	
30E000 5140 6249 00 0000000	DEBT SVC BOND SERVICE FEES	0	118.75	0	1,500.00	0.00	1,500.00	0.00	-1,500.00	-100.00%	0.00	#DIV/0!	
30E000 5140 6249 00 0100000	DEBT SERVICE BOND DISSEMINATION	0	1,250.00	0	0	0	0	0	0.00	#DIV/0!	0.00	#DIV/0!	
30E000 5400 6240 00 0000000	DEBT SVC MISC FEES	0.00	0.00	0.00	0.00	0.00	0.00	1,975.00	1,975.00	#DIV/0!	1,975.00	#DIV/0!	
30E000 5200 6200 00 0000000	DEBT SVC BOND INTEREST	185,075.00	340,527.77	284,700.00	1,368,629.17	284,700.00	1,368,629.17	1,390,750.00	22,120.83	1.62%	1,106,050.00	388.50%	
30E000 5300 6100 00 0000000	DEBT SVC REDEMPTION PRINCIPAL	2,555,000.00	2,670,000.00	2,450,000.00	3,350,000.00	2,450,000.00	3,350,000.00	1,275,000.00	-2,075,000.00	-61.94%	-1,175,000.00	-47.96%	
	Total Expenses	2,742,875.00	3,014,696.52	2,737,500.00	4,720,604.17	2,737,500.00	4,720,604.17	2,667,725.00	-2,052,879.17	-43.49%	-69,775.00	-2.55%	

Notes:

1. Debt Service Grant utilized in FY19 - \$1,500,000 (Fund Balance)
2. Expenses match debt schedule provided by Raymond James

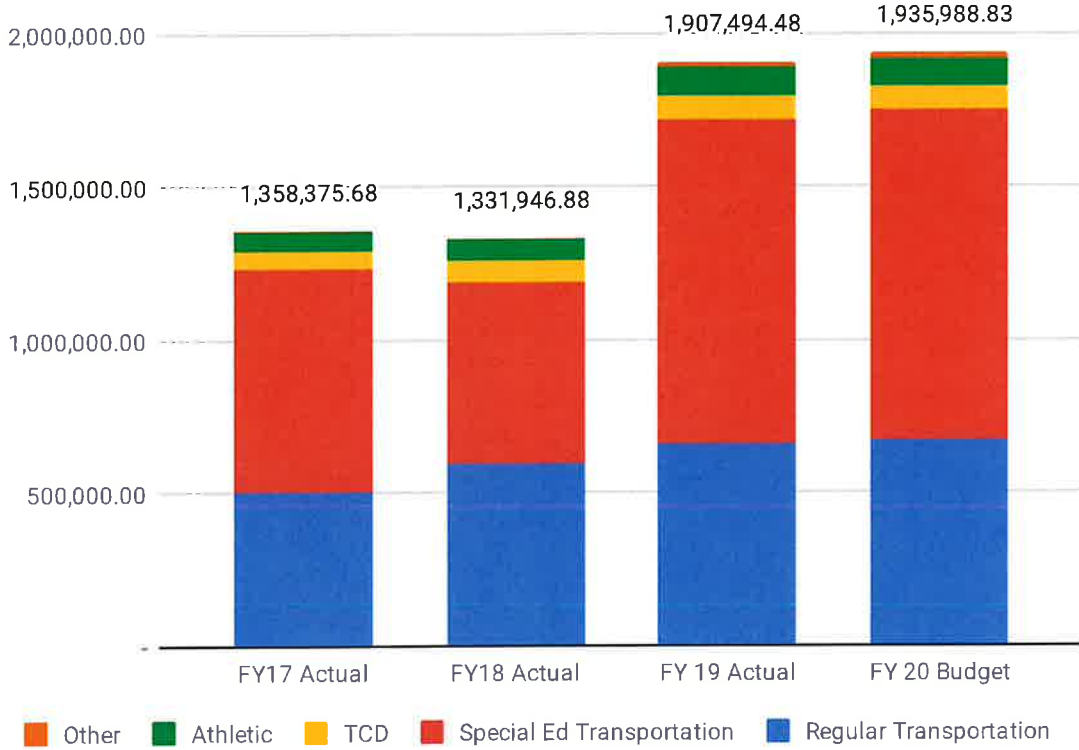
**Community High School District 94
Fiscal Year 2020 Tentative Budget
Transportation Fund**

Revenue	FY17 Actual	FY18 Actual	FY 19 Actual	FY 20 Budget
Local	888,352.61	906,947.66	1,139,521.92	1,237,318.00
State	401,302.55	709,290.62	570,376.43	707,139.26
	<u>1,289,655.16</u>	<u>1,616,238.28</u>	<u>1,709,898.35</u>	<u>1,944,457.26</u>
Expenses	FY17 Actual	FY18 Actual	FY 19 Actual	FY 20 Budget
Regular Transportation	504,658.49	597,894.61	662,096.76	674,676.60
Special Ed Transportation	727,079.31	592,226.43	1,053,712.96	1,075,840.93
TCD	63,190.50	68,709.48	77,989.50	79,471.30
Athletic	60,270.48	72,095.82	97,359.71	90,000.00
Other	3,176.90	1,020.54	16,335.55	16,000.00
	<u>1,358,375.68</u>	<u>1,331,946.88</u>	<u>1,907,494.48</u>	<u>1,935,988.83</u>
	FY17 Actual	FY18 Actual	FY 19 Actual	FY 20 Budget
Beginning Fund Balance	534,007.59	602,728.11	887,019.51	689,423.38
Net	<u>(68,720.52)</u>	<u>284,291.40</u>	<u>(197,596.13)</u>	<u>8,468.43</u>
Ending Fund Balance	602,728.11	887,019.51	689,423.38	697,891.81
Fund Balance as a % of Exp	44.37%	66.60%	36.14%	36.05%

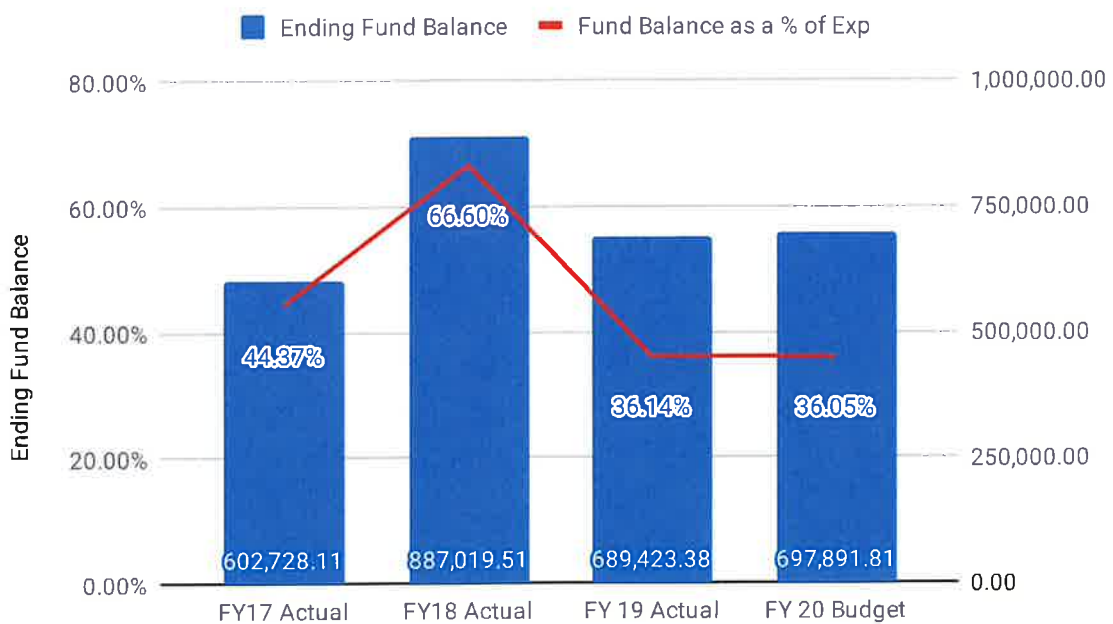


**Community High School District 94
Fiscal Year 2020 Tentative Budget
Transportation Fund**

Fund 40 Expenditures



Fund 40 Ending Fund Balance



**Community High School District 94
Fiscal Year 2020 Tentative Budget
Transportation Fund Revenue**

Account Numbers	Account Description	2016-17	2017-18	2018-19	2018-19	2018-19	FY19-20	Against Actual Activity	Against PY Budget
		FY Actual	FY Actual	Revised Budget	FY Actual	Tentative Budget			
40R000 1111 0000 00 0000000	TRANSP CURRENT YEAR LEVY ADV	428,707.73	453,425.48	429,945.00	443,484.11	453,556.00	10,071.89	2.27%	23,611.00
40R000 1112 0000 00 0000000	TRANSP 1ST PRIOR YEAR LEVY CUR	420,800.68	417,736.00	420,000.00	416,409.72	447,662.00	31,252.28	7.51%	27,662.00
40R000 1113 0000 00 0000000	TRANSP OTHER PR YR'S LEVY BACK	16.14	106.87	-	19.72	-	(19.72)	-100.00%	-
40R000 1210 0000 00 0000000	TRANSP MOBILE HOME PRIVILEGE	59.27	87.53	-	91.15	100.00	8.85	9.71%	100.00
40R000 1230 0000 00 0000000	TRANSP CORP PRSNL PROP TAX	34,525.44	28,866.49	197,000.00	267,398.24	325,000.00	57,601.76	21.54%	128,000.00
40R000 1411 0000 00 0000000	TRANSP STUDENT BUSSING FEES	1,050.00	550.00	1,000.00	800.46	1,000.00	199.54	24.93%	-
40R000 1510 0000 00 0000000	TRANSP INTEREST ON INVESTMENTS	3,193.35	6,175.29	-	11,318.52	10,000.00	(1,318.52)	-11.65%	10,000.00
40R000 3500 0000 00 0000000	TRANSP STATE REGULAR CURRENT	25,838.17	44,068.57	35,000.00	47,491.41	49,449.00	1,957.59	4.12%	14,449.00
40R000 3500 0000 00 0100000	TRANSP STATE REGULAR PR YR	12,062.88	25,728.01	10,000.00	14,822.01	15,773.71	951.70	6.42%	5,773.71
40R000 3510 0000 00 0000000	TRANSP STATE SPECIAL ED CURRNT	241,572.06	396,859.17	485,000.00	375,596.77	518,426.00	142,829.23	38.03%	33,426.00
40R000 3510 0000 00 0100000	TRANSP STATE SPECIAL ED PR YR	121,829.44	242,634.87	-	132,466.24	123,490.55	(8,975.69)	-6.78%	123,490.55
	Total Revenues	1,289,655.16	1,616,238.28	1,577,945.00	1,709,898.35	1,944,457.26	234,558.91	13.72%	366,512.26

Notes:

- Increase in revenue in the transportation fund is attributed to a larger pupil transportation claim reimbursement, which is due to higher transportation costs. The district is reimbursed approximately 80% of special education transportation costs.
- Additionally, to offset the increase in our special education transportation expense, the allocation of the Corporate Personal Property Tax was increased to ensure a positive net result.

**Community High School District 94
Fiscal Year 2020 Tentative Budget
Transportation Fund Expense**

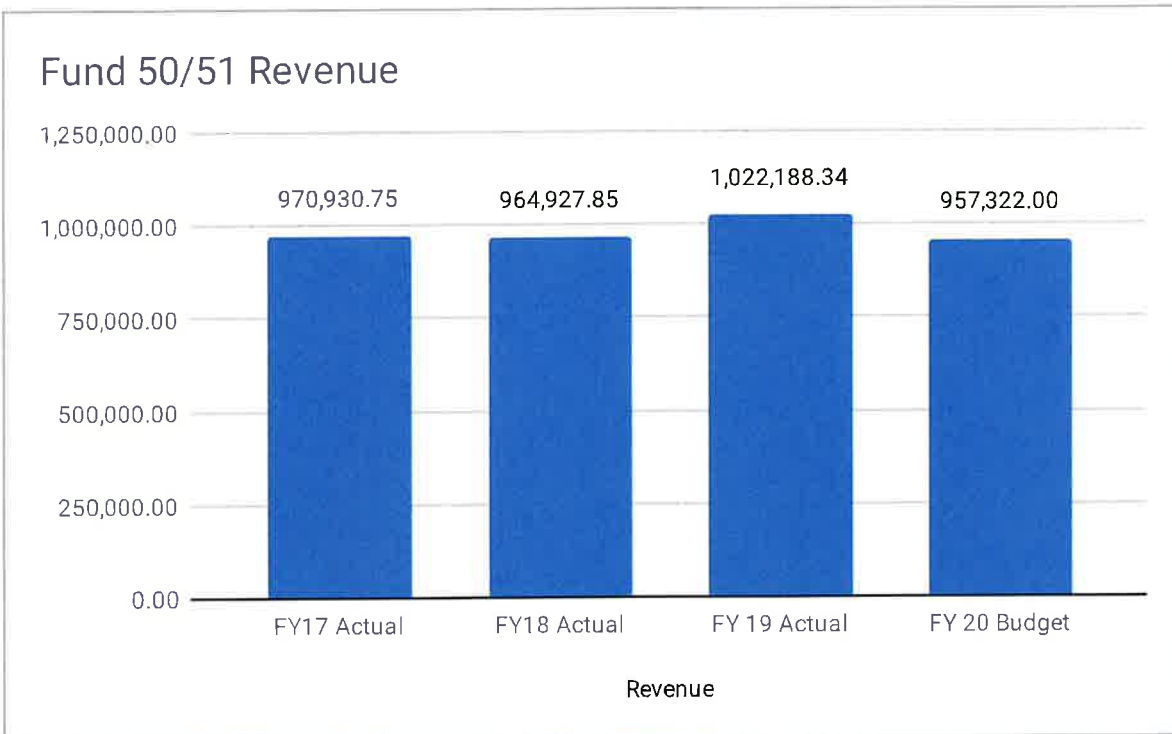
Account Number	Account Description	2016-17	2017-18	2018-19	2018-19	FY19-20	Against Actual Activity		Against PY Budget	
		FY Actual	FY Actual	FY Actual	Budget	Tentative Budget				
40E000 2550 3301 00 0000000	TRANS REGULAR STUDENTS	504,658.49	597,894.61	662,096.76	635,000.00	674,676.60	12,579.84	1.90%	39,676.60	6.25%
40E000 2550 3302 00 0000000	TRANS SPECIAL ED STUDENTS	727,079.31	592,226.43	1,053,712.96	750,000.00	1,075,840.93	22,127.97	2.10%	325,840.93	43.45%
40E000 2550 3303 00 0000000	TRANS TECH CTR DUPAGE(ITCD)	63,190.50	68,709.48	77,989.50	73,000.00	79,471.30	1,481.80	1.90%	6,471.30	8.86%
40E000 2550 3304 00 0000000	TRANS FUEL ADJUSTMENTS	(16,087.90)	(14,903.27)	-	-	-	-	0.00%	-	0.00%
40E000 2550 3305 00 0000000	TRANS EARLY DISMISSAL	12,536.16	14,445.62	14,088.76	-	15,000.00	911.24	6.47%	15,000.00	0.00%
40E000 2550 3330 00 0000000	TRANS FIELD TRIPS	505.00	-	(1,370.00)	-	-	1,370.00	-100.00%	-	0.00%
40E000 2550 5410 00 0000000	TRANSP CAPITAL OUTLAY - NEW	-	-	-	25,000.00	-	-	0.00%	(25,000.00)	-100.00%
40E004 2550 3330 00 0000000	TRANS FIELD TRIPS SCIENCE	(487.03)	441.37	(133.89)	-	-	133.89	-100.00%	-	0.00%
40E006 2550 3330 00 0000000	TRANS FIELD TRIPS ENGLISH	(505.00)	-	-	-	-	-	0.00%	-	0.00%
40E007 2550 3330 00 0000000	TRANS FIELD TRIPS FOREIGN LANG	-	-	(300.00)	-	-	300.00	-100.00%	-	0.00%
40E007 2550 3331 00 0000000	TRANS FIELD TRIPS FOREIGN EXCH	623.04	452.31	658.35	-	1,000.00	341.65	51.89%	1,000.00	0.00%
40E013 2550 3330 00 0000000	TRANS FIELD TRIPS SOCIAL STUDY	(121.53)	184.51	228.96	-	-	(228.96)	-100.00%	-	0.00%
40E020 2550 3331 00 0100000	TRANS FOREIGN EX-FRENCH TRIP	-	-	249.68	-	-	(249.68)	-100.00%	-	0.00%
40E020 2550 3331 00 0200000	TRANS FOREIGN EX-GERMAN TRIP	-	-	99.90	-	-	(99.90)	-100.00%	-	0.00%
40E020 2550 3331 00 0400000	TRANS FORIN EX-COSTA RICA TRIP	-	-	1,517.30	-	-	(1,517.30)	-100.00%	-	0.00%
40E100 2550 3360 00 0000000	TRANS ATHLETIC & ACTIVITY EVENT	60,270.48	72,095.82	97,359.71	80,000.00	90,000.00	(7,359.71)	-7.56%	10,000.00	12.50%
40E104 2550 3330 00 0000000	TRANS FIELD TRIPS PEP BUS	6,714.16	400.00	1,296.49	-	-	(1,296.49)	-100.00%	-	0.00%
	Total Expenses	1,358,375.68	1,331,946.88	1,907,494.48	1,563,000.00	1,935,988.83	28,494.35	1.49%	372,988.83	23.86%

Notes:

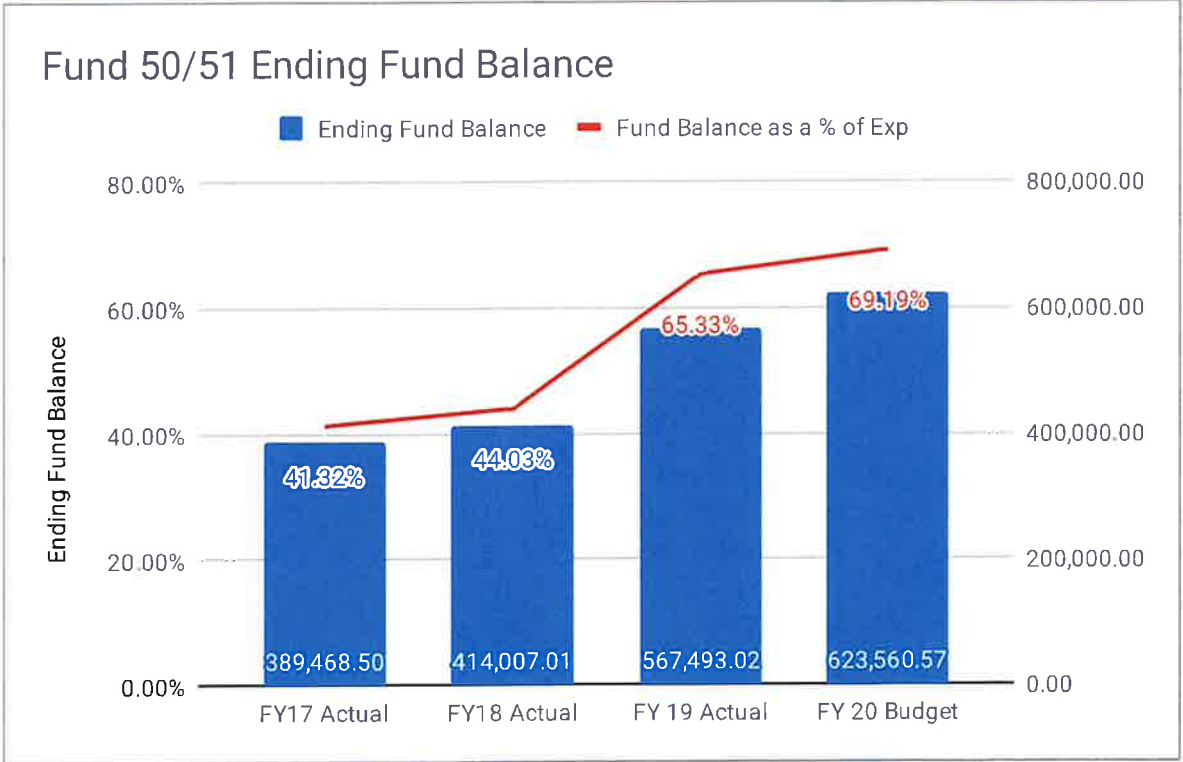
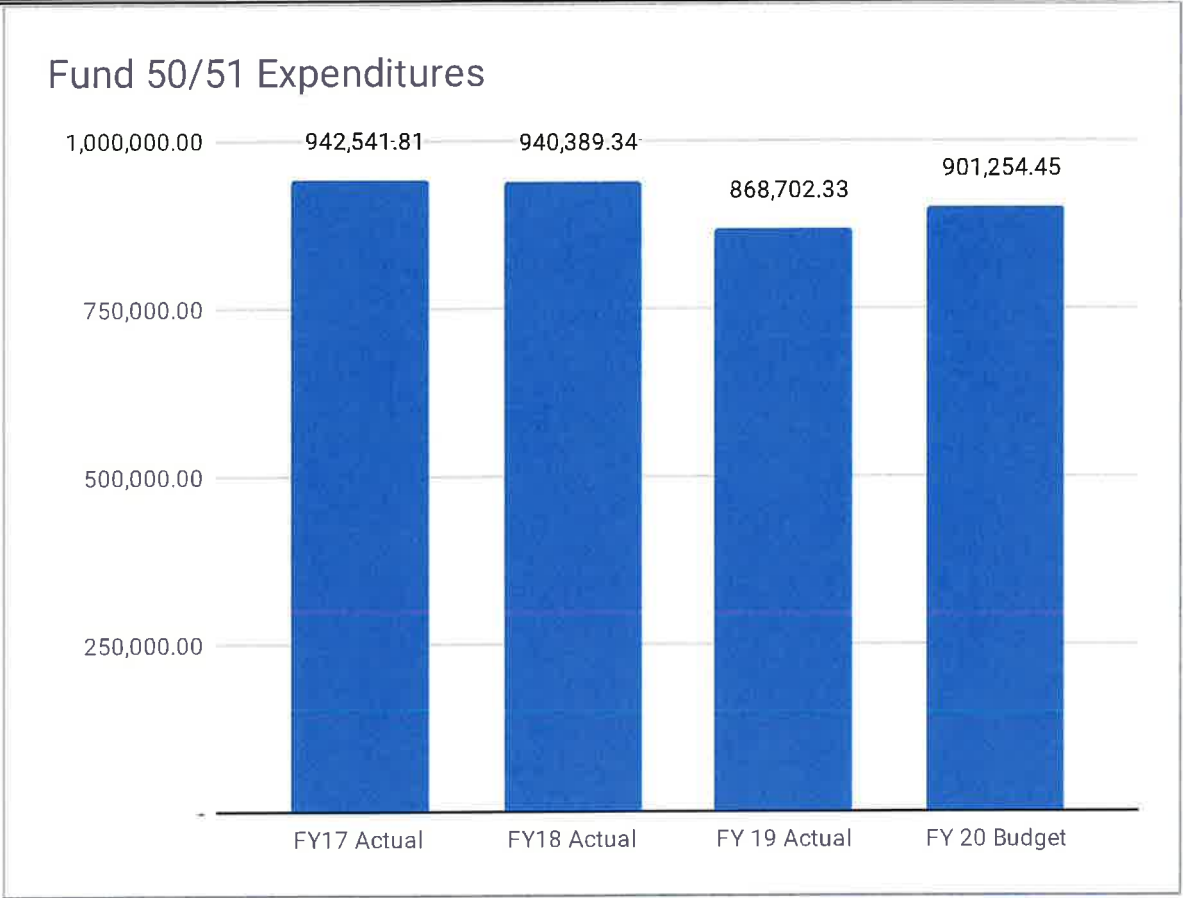
- Increase in transportation expense is attributed mainly to a new contract in effect with our special education transportation provider. The contract had an increase of 25%.

**Community High School District 94
Fiscal Year 2020 Tentative Budget
Social Security/IMRF Fund**

Revenue	FY17 Actual	FY18 Actual	FY 19 Actual	FY 20 Budget
Local	970,930.75	964,927.85	1,022,188.34	957,322.00
	970,930.75	964,927.85	1,022,188.34	957,322.00
Expenses	FY17 Actual	FY18 Actual	FY 19 Actual	FY 20 Budget
Benefits	942,541.81	940,389.34	868,702.33	901,254.45
	942,541.81	940,389.34	868,702.33	901,254.45
Beginning Fund Balance	FY17 Actual	FY18 Actual	FY 19 Actual	FY 20 Budget
Net	361,079.56	389,468.50	414,007.01	567,493.02
	28,388.94	24,538.51	153,486.01	56,067.55
Ending Fund Balance	389,468.50	414,007.01	567,493.02	623,560.57
Fund Balance as a % of Exp	41.32%	44.03%	65.33%	69.19%



**Community High School District 94
Fiscal Year 2020 Tentative Budget
Social Security/IMRF Fund**



**Community High School District 94
Fiscal Year 2020 Tentative Budget
Social Security/IMRF Fund Revenue**

Account Number	Account Description	2016-17	2017-18	2018-19	2018-19	2018-19	FY19-20	Against Actual Activity		Against PY Budget	
		FY Actual	FY Actual	FY Actual	Budget	FY Actual	Tentative Budget				
50R000 1111 0000 00 0000000	IMRF IMRF CURRENT YR LEVY ADV	207,507.17	219,232.37	214,533.28	202,946.00	214,533.28	219,295.00	4,761.72	2.22%	16,349.00	8.06%
50R000 1112 0000 00 0000000	IMRF IMRF 1ST PR YR LEVY CUR	203,597.55	202,196.54	201,335.17	215,000.00	201,335.17	216,554.00	15,218.83	7.56%	1,554.00	0.72%
50R000 1113 0000 00 0000000	IMRF IMRF OTH PR YR'S LEVY BK	7.78	50.05	9.54	100	9.54		-9.54	-100.00%	-100	-100.00%
50R000 1210 0000 00 0000000	IMRF MOBILE HOME PRIVILEGE	28.66	42.37	44.07	0	44.07	50.00	5.93	13.46%	50.00	#DIV/0!
50R000 1230 0000 00 0000000	IMRF CORP PERSONL PROP REPLACE	78,866.48	65,980.57	106,774.14	85,000.00	106,774.14	52,706.00	(54,068.14)	-50.64%	(32,294.00)	-37.99%
50R000 1510 0000 00 0000000	IMRF INTEREST ON INVESTMENTS	344.27	1,288.58	3,335.89	0	3,335.89	3,000.00	(335.89)	-10.07%	3,000.00	#DIV/0!
51R000 1151 0000 00 0000000	SOC SEC&MEDC CURRENT LEVY(ADV)	194,867.16	206,573.28	202,422.53	195,975.00	202,422.53	206,632.00	4,209.47	2.08%	10,657.00	5.44%
51R000 1152 0000 00 0000000	SOC SEC&MEDC 1ST PY LEVY(CUR)	190,963.81	189,880.00	189,709.53	200,000.00	189,709.53	204,329.00	14,619.47	7.71%	4,329.00	2.16%
51R000 1153 0000 00 0000000	SOC SEC&MEDCR OTH PY BACK LEVY	7.23	47.46	8.95	100	8.95		-8.95	-100.00%	-100	-100.00%
51R000 1210 0000 00 0000000	SOC SEC&MEDCR MOBILE HOME PRIV	26.9	39.79	41.52	0	41.52	50.00	8.48	20.42%	50.00	#DIV/0!
51R000 1230 0000 00 0000000	SOC SEC&MEDCR CORP PERS PROP	94,636.36	79,176.69	101,600.36	86,000.00	101,600.36	52,706.00	(48,894.36)	-48.12%	(33,294.00)	-38.71%
51R000 1510 0000 00 0000000	SOC SEC&MEDCR INTEREST ERNGS	77.38	420.15	2,373.36	0	2,373.36	2,000.00	(373.36)	-15.73%	2,000.00	#DIV/0!
	Total Revenue	970,930.75	964,927.85	1,022,188.34	985,121.00	1,022,188.34	957,372.00	(64,866.34)	-6.35%	(27,799.00)	-2.82%

Notes:

Per state regulations, the District must allocate Corporate Personal Property Replacement Tax to the IMRF and Social Security Fund to replace revenue lost when the tax was abolished in 1978.

**Community High School District 94
Fiscal Year 2020 Tentative Budget
Social Security/IMRF Fund Expense**

Account Number	Account Description	2016-17	2017-18	2018-19	2018-19	2018-19	FY19-20	Against Actual Activity	Against PY budget
		FY Actual	FY Actual	Budget	FY Actual	Budget	Tentative Budget		
50E000 2530 2120 00 000000		0	5,611.00	0	11,450.74	0	11,794.26	343.52	11,794.26
50E000 2540 2120 00 000000	IMRF O&M EMPLOYER PAID IMRF	123,975.58	138,085.10	142,826.00	122,810.06	142,826.00	126,494.36	3,684.30	-16,331.64
50E014 2220 2120 00 000000		33,394.07	33,000.13	31,783.00	21,491.00	31,783.00	22,135.73	644.73	-9,647.27
50E014 2221 2120 00 000000	MEDIA EMPLOYER PAID IMRF	25,279.59	25,014.23	25,609.00	23,217.29	25,609.00	23,913.81	696.52	-1,695.19
50E014 2222 2120 00 000000	MEDIA EMPLOYER PAID IMRF	0	0	11,850.00	0	11,850.00	0.00	0.00	-11,850.00
50E022 1220 2120 00 000000	SP ED EMPLOYER PAID IMRF	67,025.78	76,877.04	82,225.00	47,983.47	82,225.00	49,420.91	1,439.44	-32,804.09
50E029 1300 2120 00 000000	O&M EMPLOYER PAID IMRF	0	-0.17	0	0	0	0.00	0.00	0.00
50E029 2110 2120 00 000000		0	-0.18	0	0	0	0.00	0.00	0.00
50E029 2400 2120 00 000000		0	54.23	0	0	0	0.00	0.00	0.00
50E040 1600 2120 00 000000	SUM SCHL EMPLOYER PAID IMRF	211.6	271.72	0	147.56	0	151.99	4.43	151.99
50E040 1622 2120 00 000000		704.27	702.81	0	553.08	0	569.67	16.59	569.67
50E041 1600 2120 00 000000		0	81.2	0	0	0	0.00	0.00	0.00
50E041 1601 2120 00 010000		29.03	0	0	0	0	0.00	0.00	0.00
50E041 1607 2120 00 070000		0	0	0	100.05	0	103.05	3.00	103.05
50E041 1615 2120 00 150000		0	8.06	0	0	0	0.00	0.00	0.00
50E041 1616 2120 00 160000	SUM SCHL EMPLOYER PAID IMRF	0	63.57	0	48.34	0	49.79	1.45	49.79
50E045 1800 2120 00 000000	INST EMPLOYER PAID IMRF	2,205.01	2,069.54	13,555.00	2,470.76	13,555.00	2,544.88	74.12	-11,010.12
50E051 2120 2120 00 000000	GUID EMPLOYER PAID IMRF	3,955.06	3,936.30	3,880.00	3,630.87	3,880.00	3,739.80	108.93	-140.20
50E052 2130 2120 00 000000	HLTH SVCS EMPLOYER PAID IMRF	8,298.08	8,193.94	8,426.00	7,830.30	8,426.00	8,065.21	234.91	-360.79
50E061 2220 2120 00 000000	MEDIA EMPLOYER PAID IMRF	7,093.61	6,893.58	7,036.00	6,507.44	7,036.00	6,702.66	195.22	-333.34
50E069 1130 2120 00 000000		32,248.36	27,803.69	30,058.00	21,044.11	30,058.00	21,675.43	631.32	-8,382.57
50E070 2410 2120 00 000000	SCHL ADM EMPLOYER PAID IMRF	41,286.21	38,506.40	37,705.00	34,624.71	37,705.00	35,663.45	1,038.74	-2,041.55
50E071 2320 2120 00 000000	SUPT EMPLOYER PAID IMRF	8,677.18	8,475.72	8,736.00	7,901.16	8,736.00	8,138.19	237.03	-597.81
50E072 2330 2120 00 000000	HR EMPLOYER PAID IMRF	23,554.62	8,201.44	6,376.00	5,875.44	6,376.00	6,051.70	176.26	-324.30
50E073 2633 2120 00 000000		5,500.54	5,525.02	8,187.00	7,276.82	8,187.00	7,495.12	218.30	-691.88
50E080 2510 2120 00 000000	DIR OF BUS EMPLOYER PAID IMRF	15,471.33	302.78	0	0	0	0.00	0.00	0.00
50E085 2520 2120 00 000000	FISCAL SVCS EMPLOYER PAID IMRF	29,412.57	27,581.63	28,467.00	25,768.72	28,467.00	26,541.78	773.06	-1,925.22
50E090 2660 2120 00 000000	MIS EMPLOYER PAID IMRF	27,268.41	26,653.36	27,297.00	24,745.49	27,297.00	25,487.85	742.36	-1,809.15
50E100 1500 2120 00 000000	ATHL EMPLOYER PAID IMRF	10,177.34	13,771.92	6,399.00	12,009.57	6,399.00	12,369.86	360.29	5,970.86
50E104 1500 2120 00 000000	ACTV EMPLOYER PAID IMRF	506.08	78.66	0	93.68	0	96.49	2.81	96.49
50E104 1505 2120 00 000000		18.08	0	0	0	0	0.00	0.00	0.00
50E902 1300 2120 00 902000		0	-0.01	0	0	0	0.00	0.00	0.00
50E902 2110 2120 00 902000		0	0.02	0	0	0	0.00	0.00	0.00
50E904 1800 2120 00 904000		0	0	0	19.22	0	19.80	0.58	19.80
50E904 2230 2120 00 904000		0	0	0	15.75	0	16.22	0.47	16.22
50E904 2300 2120 00 904000	GEN ADM EMPLOYER PAID IMRF	392.36	396.95	0	74.52	0	76.76	2.24	76.76
50E904 3000 2120 00 904000	COMM EMPLOYER PAID IMRF	306.6	301.1	0	26.46	0	27.25	0.79	27.25
50E905 2400 2120 00 905000	SCHL ADM EMPLOYER PAID IMRF	0.03	0	0	0	0	0.00	0.00	0.00
50E930 1220 2120 00 930000		0	0	0	159.57	0	164.36	4.79	164.36
50E930 2210 2120 00 930000		934.75	270.26	0	115.77	0	119.24	3.47	119.24
50E931 1220 2120 00 931000		40.16	0	0	45.76	0	47.13	1.37	47.13
50E931 2210 2120 00 931000	IMPV OF INST EMPLOYER PAID IMRF	0	179.52	0	0	0	0.00	0.00	0.00

50E944 2110 2120 00 944000	ATTN EMPLOYER PAID IMRF	-144.62	0	0	0	0	0.00	0.00	#DIV/0!	0.00	#DIV/0!
50E944 2120 2120 00 944000		144.6	0	0	0	0.00	0.00	0.00	#DIV/0!	0.00	#DIV/0!
50E950 1800 2120 00 950000	INST EMPLOYER PAID IMRF	398.02	659.01	0	1,073.38	1,105.58	32.20	3.00%	3.00%	1,105.58	#DIV/0!
50E950 2230 2120 00 950000		0	0	0	37.46	38.58	1.12	3.00%	3.00%	38.58	#DIV/0!
51E000 2530 2130 00 000000		0	2,889.00	0	6,434.56	6,627.60	193.04	3.00%	3.00%	6,627.60	#DIV/0!
51E000 2530 2145 00 000000		0	676	0	1,508.47	1,553.72	45.25	3.00%	3.00%	1,553.72	#DIV/0!
51E000 2540 2130 00 000000		62,802.76	69,894.65	73,305.00	69,585.71	76,933.60	7,347.89	10.56%	10.56%	3,628.60	4.95%
51E000 2540 2145 00 000000		14,687.78	16,345.85	17,145.00	16,274.70	17,993.68	1,718.98	10.56%	10.56%	848.68	4.95%
51E002 1130 2145 00 000000		196.67	292.96	0	285.17	293.73	8.56	3.00%	3.00%	293.73	#DIV/0!
51E003 1130 2145 00 000000		2,630.18	2,622.68	2,631.00	2,554.13	2,630.75	76.62	3.00%	3.00%	-0.25	-0.01%
51E004 1130 2145 00 000000		13,568.76	14,540.51	15,504.00	14,869.67	15,315.76	446.09	3.00%	3.00%	-188.24	-1.21%
51E005 1130 2145 00 000000		1,532.27	2,734.11	1,923.00	2,263.25	2,331.15	67.90	3.00%	3.00%	408.15	21.22%
51E005 1131 2145 00 000000		160.31	190.12	0	223.75	230.46	6.71	3.00%	3.00%	230.46	#DIV/0!
51E006 1130 2130 00 000000		3.45	0	0	0	0.00	0.00	#DIV/0!	#DIV/0!	0.00	#DIV/0!
51E006 1130 2145 00 000000		17,084.78	17,438.18	15,595.00	16,885.13	17,391.68	506.55	3.00%	3.00%	1,796.68	11.52%
51E007 1130 2145 00 000000		7,181.23	7,584.27	8,728.00	8,395.99	8,647.87	251.88	3.00%	3.00%	-80.13	-0.92%
51E009 1130 2145 00 000000		16,789.69	16,868.25	16,845.00	17,368.96	17,890.03	521.07	3.00%	3.00%	1,045.03	6.20%
51E010 1130 2130 00 000000		542.72	668.15	0	601.34	619.38	18.04	3.00%	3.00%	619.38	#DIV/0!
51E010 1130 2145 00 000000		2,374.55	2,367.87	3,593.00	2,751.45	2,833.99	82.54	3.00%	3.00%	-759.01	-21.12%
51E011 1130 2145 00 000000		12,974.52	11,478.70	9,499.00	9,937.95	10,236.09	298.14	3.00%	3.00%	737.09	7.76%
51E013 1130 2145 00 000000		15,927.10	17,489.29	16,994.00	16,577.96	17,075.30	497.34	3.00%	3.00%	81.30	0.48%
51E014 2220 2130 00 000000		15,844.73	16,146.79	16,367.00	11,970.74	12,329.86	359.12	3.00%	3.00%	-4,037.14	-24.67%
51E014 2220 2145 00 000000		3,705.67	3,776.20	3,828.00	2,799.47	2,883.45	83.98	3.00%	3.00%	-944.55	-24.67%
51E014 2221 2130 00 000000		12,098.16	12,349.26	13,187.00	12,471.20	12,845.34	374.14	3.00%	3.00%	-341.66	-2.59%
51E014 2221 2145 00 000000		2,829.45	2,888.30	3,085.00	2,916.68	3,004.18	87.50	3.00%	3.00%	-80.82	-2.62%
51E014 2222 2130 00 000000		0	0	0	0	0.00	0.00	#DIV/0!	#DIV/0!	0.00	#DIV/0!
51E014 2222 2145 00 000000		0	0	0	0	0.00	0.00	#DIV/0!	#DIV/0!	0.00	#DIV/0!
51E016 2210 2145 00 000000		0	6.26	0	7.94	8.18	0.24	3.00%	3.00%	8.18	#DIV/0!
51E020 1130 2145 00 000000		0	0	0	114.95	118.40	3.45	3.00%	3.00%	118.40	#DIV/0!
51E022 1220 2130 00 000000		33,103.62	36,710.10	42,342.00	34,566.33	35,603.32	1,036.99	3.00%	3.00%	-6,738.68	-15.91%
51E022 1220 2145 00 000000		28,831.67	29,884.49	32,642.00	30,831.84	31,756.80	924.96	3.00%	3.00%	-885.20	-2.71%
51E029 1300 2130 00 000000		0	-14.95	0	0	0.00	0.00	#DIV/0!	#DIV/0!	0.00	#DIV/0!
51E029 1300 2145 00 000000		0.03	-3.71	0	0	0.00	0.00	#DIV/0!	#DIV/0!	0.00	#DIV/0!
51E029 2110 2130 00 000000		0	-3.15	0	0	0.00	0.00	#DIV/0!	#DIV/0!	0.00	#DIV/0!
51E029 2110 2145 00 000000		0	-0.73	0	0	0.00	0.00	#DIV/0!	#DIV/0!	0.00	#DIV/0!
51E029 2120 2130 00 000000		0	20.39	0	0	0.00	0.00	#DIV/0!	#DIV/0!	0.00	#DIV/0!
51E029 2120 2145 00 000000		0	2.56	0	0	0.00	0.00	#DIV/0!	#DIV/0!	0.00	#DIV/0!
51E029 2400 2130 00 000000		0	27.9	0	0	0.00	0.00	#DIV/0!	#DIV/0!	0.00	#DIV/0!
51E029 2400 2145 00 000000		0	6.53	0	0	0.00	0.00	#DIV/0!	#DIV/0!	0.00	#DIV/0!
51E030 1407 2145 00 000000		5,231.42	5,720.14	6,231.00	5,972.90	6,152.09	179.19	3.00%	3.00%	-78.91	-1.27%
51E032 1421 2130 00 000000		0	0	0	0	0.00	0.00	#DIV/0!	#DIV/0!	-2,350.00	-100.00%
51E032 1421 2145 00 000000		2,870.42	2,286.35	0	2,288.01	2,356.65	68.64	3.00%	3.00%	2,356.65	#DIV/0!
51E034 1447 2145 00 000000		1,457.01	1,049.83	1,014.00	996.65	1,026.55	29.90	3.00%	3.00%	12.55	1.24%
51E040 1600 2130 00 000000		96.93	126.52	0	130.23	134.14	3.91	3.00%	3.00%	134.14	#DIV/0!
51E040 1600 2145 00 000000		614.63	1,012.56	0	880.18	906.59	26.41	3.00%	3.00%	906.59	#DIV/0!
51E040 1622 2130 00 000000		350.23	399.03	0	433.82	446.83	13.01	3.00%	3.00%	446.83	#DIV/0!
51E040 1622 2145 00 000000		164.94	234.27	0	305.13	314.28	9.15	3.00%	3.00%	314.28	#DIV/0!
51E041 1600 2130 00 000000		9.36	40.21	0	0	0.00	0.00	#DIV/0!	#DIV/0!	0.00	#DIV/0!

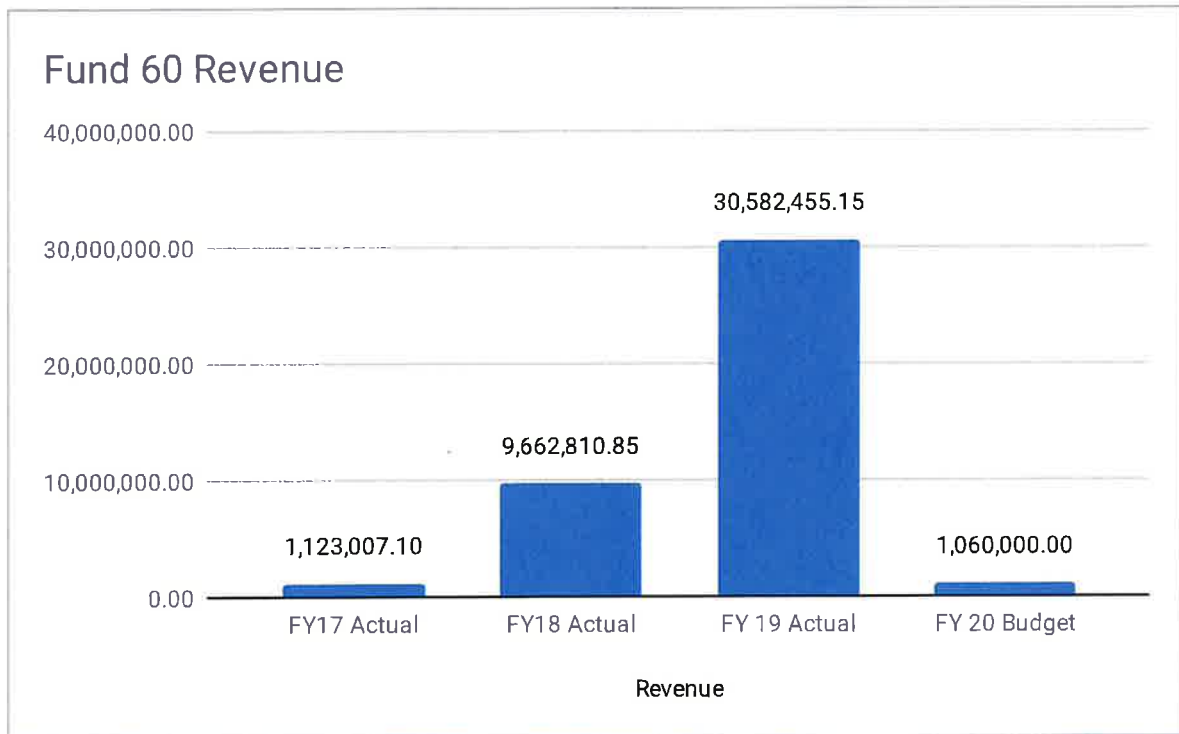
51E041 1600 2145 00 000000	53.38	70.63	0	63.93	65.85	1.92	3.00%	65.85	#DIV/0!
51E041 1601 2130 00 010000	504.35	228.55	0	0	0.00	0.00	#DIV/0!	0.00	#DIV/0!
51E041 1601 2145 00 010000	214.54	62.61	0	0	0.00	0.00	#DIV/0!	0.00	#DIV/0!
51E041 1602 2130 00 020000	0	156.68	0	0	0.00	0.00	#DIV/0!	0.00	#DIV/0!
51E041 1602 2145 00 020000	28.11	36.64	0	0	0.00	0.00	#DIV/0!	0.00	#DIV/0!
51E041 1603 2145 00 030000	8.41	12.02	0	0	0.00	0.00	#DIV/0!	0.00	#DIV/0!
51E041 1604 2130 00 040000	86.43	171.77	0	120.24	123.85	3.61	3.00%	123.85	#DIV/0!
51E041 1604 2145 00 040000	20.21	40.17	0	28.12	28.96	0.84	3.00%	28.96	#DIV/0!
51E041 1605 2145 00 050000	14.53	0	0	25.51	26.28	0.77	3.00%	26.28	#DIV/0!
51E041 1606 2130 00 060000	8.02	0	0	0	0.00	0.00	#DIV/0!	0.00	#DIV/0!
51E041 1606 2145 00 060000	1.87	3.84	0	2.2	2.27	0.07	3.00%	2.27	#DIV/0!
51E041 1607 2130 00 070000	44.62	68.21	0	49.5	50.99	1.49	3.00%	50.99	#DIV/0!
51E041 1607 2145 00 070000	99.85	54.28	0	38.75	39.91	1.16	3.00%	39.91	#DIV/0!
51E041 1608 2130 00 080000	0	14.43	0	0	0.00	0.00	#DIV/0!	0.00	#DIV/0!
51E041 1608 2145 00 080000	3.68	6.69	0	0	0.00	0.00	#DIV/0!	0.00	#DIV/0!
51E041 1610 2145 00 100000	16.9	26.13	0	19.87	20.47	0.60	3.00%	20.47	#DIV/0!
51E041 1611 2145 00 110000	13.13	27.04	0	19.47	20.05	0.58	3.00%	20.05	#DIV/0!
51E041 1612 2130 00 120000	74.09	70.19	0	111.29	114.63	3.34	3.00%	114.63	#DIV/0!
51E041 1612 2145 00 120000	38.11	53.03	0	58.13	59.87	1.74	3.00%	59.87	#DIV/0!
51E041 1613 2130 00 130000	82.45	20.61	0	20.61	21.23	0.62	3.00%	21.23	#DIV/0!
51E041 1613 2145 00 130000	26.04	4.82	0	4.82	4.96	0.14	3.00%	4.96	#DIV/0!
51E041 1615 2130 00 150000	39.14	28.07	0	38.94	40.11	1.17	3.00%	40.11	#DIV/0!
51E041 1615 2145 00 150000	9.16	6.56	0	9.1	9.37	0.27	3.00%	9.37	#DIV/0!
51E041 1616 2130 00 160000	24.4	32.71	0	24	24.72	0.72	3.00%	24.72	#DIV/0!
51E041 1616 2145 00 160000	58.74	69.73	0	41.43	42.67	1.24	3.00%	42.67	#DIV/0!
51E041 1618 2145 00 180000	7.99	7.77	0	11.77	12.12	0.35	3.00%	12.12	#DIV/0!
51E041 1619 2130 00 190000	2.29	0	0	0	0.00	0.00	#DIV/0!	0.00	#DIV/0!
51E041 1619 2145 00 190000	0.54	0	0	3.02	3.11	0.09	3.00%	3.11	#DIV/0!
51E041 1620 2145 00 200000	0	0	0	5.44	5.60	0.16	3.00%	5.60	#DIV/0!
51E045 1800 2130 00 000000	5,967.43	6,681.80	6,980.00	7,162.05	7,376.91	214.86	3.00%	396.91	5.69%
51E045 1800 2145 00 000000	6,107.96	6,407.67	7,763.00	7,488.96	7,713.63	224.67	3.00%	-49.37	-0.64%
51E050 2110 2145 00 000000	2,275.06	2,365.42	3,000.00	2,078.16	2,140.50	62.34	3.00%	-859.50	-28.65%
51E051 2120 2130 00 000000	1,806.27	1,877.46	1,998.00	1,934.48	1,992.51	58.03	3.00%	-5.49	-0.27%
51E051 2120 2145 00 000000	7,510.58	7,877.22	8,003.00	7,633.38	7,862.38	229.00	3.00%	-140.62	-1.76%
51E052 2130 2130 00 000000	3,865.93	3,957.31	4,339.00	4,188.18	4,313.83	125.65	3.00%	-25.17	-0.58%
51E052 2130 2145 00 000000	1,682.75	1,745.78	1,908.00	1,810.14	1,864.44	54.30	3.00%	-43.56	-2.28%
51E053 2140 2145 00 000000	1,214.82	1,580.59	1,914.00	1,744.94	1,797.29	52.35	3.00%	-116.71	-6.10%
51E054 1130 2130 00 000000	1.63	0	0	313.4	322.80	9.40	3.00%	322.80	#DIV/0!
51E054 1130 2145 00 000000	1,636.58	1,765.91	1,988.00	1,906.41	1,963.60	57.19	3.00%	-24.40	-1.23%
51E055 2150 2145 00 000000	753	790.93	691	688.64	709.30	20.66	3.00%	18.30	2.65%
51E061 2220 2130 00 000000	3,440.99	3,458.19	3,623.00	3,630.50	3,739.42	108.92	3.00%	116.42	3.21%
51E061 2220 2145 00 000000	2,565.03	2,666.26	2,860.00	2,797.09	2,881.00	83.91	3.00%	21.00	0.73%
51E062 1300 2130 00 000000	363.73	315.96	0	323.49	333.19	9.70	3.00%	333.19	#DIV/0!
51E062 1300 2145 00 000000	89.85	77.08	1,577.00	79.11	81.48	2.37	3.00%	-1,495.52	-94.83%
51E062 2210 2145 00 000000	1,425.38	1,469.52	0	1,515.60	1,561.07	45.47	3.00%	1,561.07	#DIV/0!
51E062 2230 2145 00 000000	172.34	181.42	0	215.06	221.51	6.45	3.00%	221.51	#DIV/0!
51E064 2230 2145 00 000000	36.9	0	0	0	0.00	0.00	#DIV/0!	0.00	#DIV/0!
51E069 1130 2130 00 000000	19,689.03	19,146.04	15,478.00	17,248.02	17,765.46	517.44	3.00%	2,287.46	14.78%

51E069 1130 2145 00 000000	6,963.91	7,015.73	5,717.00	6,628.31	6,827.16	198.85	3.00%	1,110.16	19.42%
51E069 2110 2145 00 000000	2,342.81	2,524.49	2,671.00	2,560.35	2,637.16	76.81	3.00%	-33.84	-1.27%
51E069 2410 2145 00 000000	1,520.81	1,566.59	1,731.00	1,664.78	1,714.72	49.94	3.00%	-16.28	-0.94%
51E070 2410 2130 00 000000	19,943.82	19,487.62	19,417.00	19,122.42	19,696.09	573.67	3.00%	279.09	1.44%
51E070 2410 2145 00 000000	8,114.35	8,118.17	7,570.00	8,103.42	8,346.52	243.10	3.00%	776.52	10.26%
51E071 2320 2130 00 000000	4,255.67	4,301.93	4,499.00	4,437.00	4,570.11	133.11	3.00%	71.11	1.58%
51E071 2320 2145 00 000000	3,948.76	4,238.78	3,910.00	4,396.41	4,528.30	131.89	3.00%	618.30	15.81%
51E072 2330 2130 00 000000	11,339.27	4,000.54	3,284.00	3,032.76	3,123.74	90.98	3.00%	-160.26	-4.88%
51E072 2330 2145 00 000000	2,651.83	2,462.21	2,430.00	2,317.68	2,387.21	69.53	3.00%	-42.79	-1.76%
51E073 2633 2130 00 000000	2,540.15	2,623.08	2,800.00	3,862.23	3,978.10	115.87	3.00%	1,178.10	42.07%
51E073 2633 2145 00 000000	594.05	613.45	986	903.32	930.42	27.10	3.00%	-55.58	-5.64%
51E075 2310 2130 00 000000	0	0	0	155.04	159.69	4.65	3.00%	159.69	#DIV/0!
51E075 2310 2145 00 000000	0	0	0	36.21	37.30	1.09	3.00%	37.30	#DIV/0!
51E080 2510 2130 00 000000	7,410.12	153.97	4,216.00	0	0.00	0.00	#DIV/0!	-4,216.00	-100.00%
51E080 2510 2145 00 000000	1,765.34	1,710.49	1,734.00	1,731.35	1,783.29	51.94	3.00%	49.29	2.84%
51E083 2511 2145 00 000000	91.35	7.33	0	16.92	17.43	0.51	3.00%	17.43	#DIV/0!
51E085 2520 2130 00 000000	13,852.20	13,449.22	14,659.00	13,925.74	14,343.51	417.77	3.00%	-315.49	-2.15%
51E085 2520 2145 00 000000	3,239.84	3,145.39	5,164.00	3,256.85	3,354.56	97.71	3.00%	-1,809.44	-35.04%
51E090 2660 2130 00 000000	12,945.80	13,075.06	14,057.00	13,435.05	13,838.10	403.05	3.00%	-218.90	-1.56%
51E090 2660 2145 00 000000	3,027.77	3,057.79	3,288.00	3,142.11	3,236.37	94.26	3.00%	-51.63	-1.57%
51E100 1500 2130 00 000000	14,310.76	13,795.59	3,295.00	14,824.93	15,269.68	444.75	3.00%	11,974.68	363.42%
51E100 1500 2145 00 000000	8,123.93	7,992.66	2,394.00	8,288.77	8,537.43	248.66	3.00%	6,143.43	256.62%
51E104 1500 2130 00 000000	2,210.38	1,613.94	3,295.00	1,533.92	1,579.94	46.02	3.00%	-1,715.06	-52.05%
51E104 1500 2145 00 000000	2,516.16	2,485.44	0	2,669.28	2,749.36	80.08	3.00%	2,749.36	#DIV/0!
51E104 1505 2130 00 000000	8.45	0	0	0	0.00	0.00	#DIV/0!	0.00	#DIV/0!
51E104 1505 2145 00 000000	34.24	21.01	0	30.79	31.71	0.92	3.00%	31.71	#DIV/0!
INST EMPLOYER PAID FICA	-166.75	244.6	0	0	0.00	0.00	#DIV/0!	0.00	#DIV/0!
INST EMPLOYER PAID MEDICARE	-40.31	54.34	0	0	0.00	0.00	#DIV/0!	0.00	#DIV/0!
51E902 2110 2130 00 902000	-14.63	-3.34	0	0	0.00	0.00	#DIV/0!	0.00	#DIV/0!
51E902 2110 2145 00 902000	-3.54	-0.79	0	0	0.00	0.00	#DIV/0!	0.00	#DIV/0!
51E902 2120 2130 00 902000	8.44	94.76	0	0	0.00	0.00	#DIV/0!	0.00	#DIV/0!
51E902 2120 2145 00 902000	-3.78	18.17	0	0	0.00	0.00	#DIV/0!	0.00	#DIV/0!
51E902 2210 2130 00 902000	-11.4	-0.05	0	0	0.00	0.00	#DIV/0!	0.00	#DIV/0!
51E902 2210 2145 00 902000	-2.66	0	0	0	0.00	0.00	#DIV/0!	0.00	#DIV/0!
51E902 2540 2130 00 902000	12.85	0	0	0	0.00	0.00	#DIV/0!	0.00	#DIV/0!
51E902 2540 2145 00 902000	2.68	0	0	0	0.00	0.00	#DIV/0!	0.00	#DIV/0!
51E904 1800 2130 00 904000	0	0	0	12.23	12.60	0.37	3.00%	12.60	#DIV/0!
51E904 1800 2145 00 904000	0	0	0	2.87	2.96	0.09	3.00%	2.96	#DIV/0!
51E904 2210 2145 00 904000	0	0	0	2.81	2.89	0.08	3.00%	2.89	#DIV/0!
51E904 2230 2130 00 904000	0	0	0	9.02	9.29	0.27	3.00%	9.29	#DIV/0!
51E904 2230 2145 00 904000	36.83	12.93	0	12.72	13.10	0.38	3.00%	13.10	#DIV/0!
51E904 2300 2130 00 904000	179.2	185.71	0	36.04	37.12	1.08	3.00%	37.12	#DIV/0!
51E904 2300 2145 00 904000	70.04	71.16	0	36.15	37.23	1.08	3.00%	37.23	#DIV/0!
51E904 3000 2130 00 904000	139.84	139.82	0	15.13	15.58	0.45	3.00%	15.58	#DIV/0!
51E904 3000 2145 00 904000	32.64	32.73	0	6.14	6.32	0.18	3.00%	6.32	#DIV/0!
51E906 2210 2145 00 906000	65.91	42.84	0	74.63	76.87	2.24	3.00%	76.87	#DIV/0!
51E908 1130 2145 00 908000	48.53	53.82	0	105.61	108.78	3.17	3.00%	108.78	#DIV/0!
51E908 1133 2145 00 908000	150.46	150.34	0	141.38	145.62	4.24	3.00%	145.62	#DIV/0!

51E908 2400 2145 00 908000	27.66	0	0	14.07	14.49	0.42	3.00%	14.49	#DIV/0!
51E929 2110 2145 00 929000	551.7	641.5	707	726.44	748.23	21.79	3.00%	41.23	5.83%
51E930 1220 2130 00 930000	0	0	0	83.47	85.97	2.50	3.00%	85.97	#DIV/0!
51E930 1220 2145 00 930000	0	0	0	59.15	60.92	1.77	3.00%	60.92	#DIV/0!
51E930 2210 2130 00 930000	429.39	129.64	0	54.57	56.21	1.64	3.00%	56.21	#DIV/0!
51E930 2210 2145 00 930000	596.64	352.48	0	288.03	296.67	8.64	3.00%	296.67	#DIV/0!
51E931 1220 2130 00 931000	18.7	0	0	26.75	27.55	0.80	3.00%	27.55	#DIV/0!
51E931 1220 2145 00 931000	4.38	0	0	6.26	6.45	0.19	3.00%	6.45	#DIV/0!
51E931 2210 2130 00 931000	0	84.31	0	0	0.00	0.00	#DIV/0!	0.00	#DIV/0!
51E931 2210 2145 00 931000	38.42	65.62	0	0	0.00	0.00	#DIV/0!	0.00	#DIV/0!
51E931 2230 2145 00 931000	0	0	0	10.69	11.01	0.32	3.00%	11.01	#DIV/0!
51E932 2210 2145 00 932000	7.4	0	0	211.11	217.44	6.33	3.00%	217.44	#DIV/0!
51E932 2640 2145 00 932000	242.99	192.65	0	24.06	24.78	0.72	3.00%	24.78	#DIV/0!
51E944 1300 2130 00 944000	-118.92	10.03	0	0	0.00	0.00	#DIV/0!	0.00	#DIV/0!
51E944 1300 2145 00 944000	-31.11	2.09	0	0	0.00	0.00	#DIV/0!	0.00	#DIV/0!
51E944 2110 2130 00 944000	-66.82	0	0	0	0.00	0.00	#DIV/0!	0.00	#DIV/0!
51E944 2110 2145 00 944000	-16.18	0	0	0	0.00	0.00	#DIV/0!	0.00	#DIV/0!
51E944 2120 2130 00 944000	199.02	0	0	0	0.00	0.00	#DIV/0!	0.00	#DIV/0!
51E944 2120 2145 00 944000	39.77	0	0	0	0.00	0.00	#DIV/0!	0.00	#DIV/0!
51E944 2540 2130 00 944000	-0.48	0	0	0	0.00	0.00	#DIV/0!	0.00	#DIV/0!
51E944 2540 2145 00 944000	-0.11	0	0	0	0.00	0.00	#DIV/0!	0.00	#DIV/0!
51E950 1800 2130 00 950000	184.43	300.11	0	584.44	601.97	17.53	3.00%	601.97	#DIV/0!
51E950 1800 2145 00 950000	60.73	82.25	0	225.97	232.75	6.78	3.00%	232.75	#DIV/0!
51E950 2210 2145 00 950000	2.5	18.09	0	22.96	23.65	0.69	3.00%	23.65	#DIV/0!
51E950 2230 2130 00 950000	0	0	0	23.85	24.57	0.72	3.00%	24.57	#DIV/0!
51E950 2230 2145 00 950000	0	0	0	5.58	5.75	0.17	3.00%	5.75	#DIV/0!
Total Expenses	942,541.81	940,389.34	953,169.00	868,702.33	901,254.45	32,552.12	3.75%	-51,914.55	-5.45%

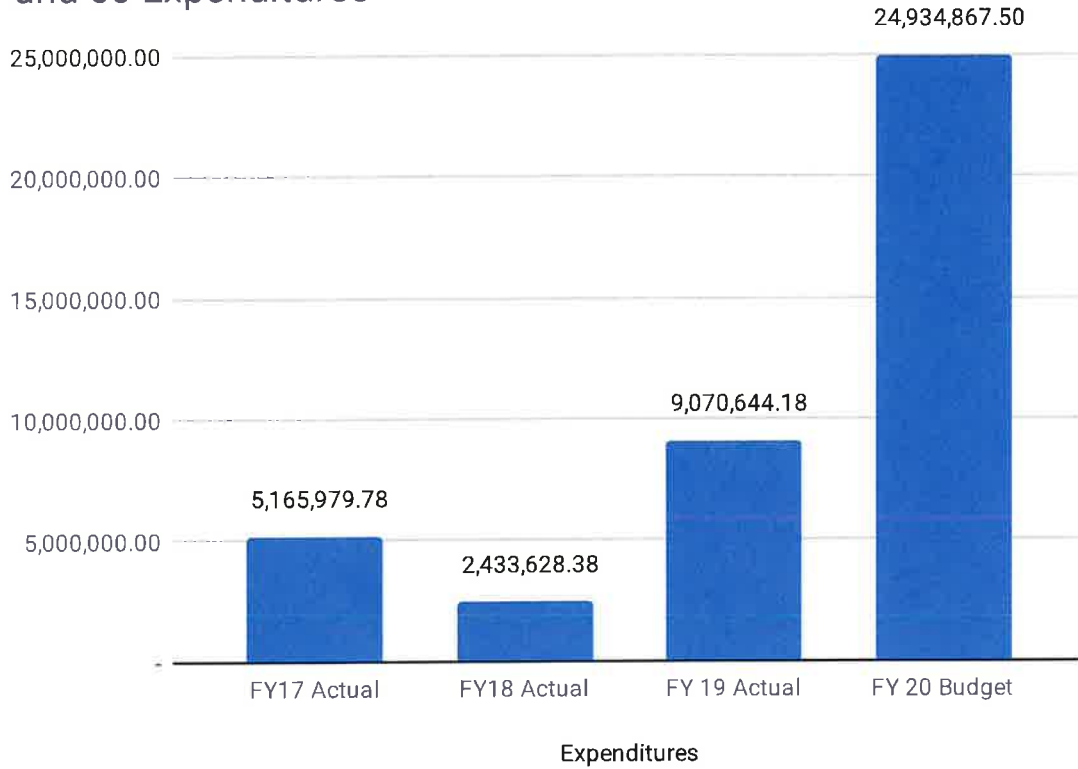
**Community High School District 94
Fiscal Year 2020 Tentative Budget
Capital Projects Fund**

Revenue	FY17 Actual	FY18 Actual	FY 19 Actual	FY 20 Budget
Local	1,123,007.10	9,662,810.85	30,582,455.15	1,060,000.00
	1,123,007.10	9,662,810.85	30,582,455.15	1,060,000.00
Expenses	FY17 Actual	FY18 Actual	FY 19 Actual	FY 20 Budget
Capital Outlay	5,165,979.78	2,433,628.38	9,070,644.18	24,934,867.50
	5,165,979.78	2,433,628.38	9,070,644.18	24,934,867.50
Beginning Fund Balance	FY17 Actual	FY18 Actual	FY 19 Actual	FY 20 Budget
Net	4,055,027.55	12,054.87	7,241,237.34	28,753,048.31
	(4,042,972.68)	7,229,182.47	21,511,810.97	(23,874,867.50)
Ending Fund Balance	12,054.87	7,241,237.34	28,753,048.31	4,878,180.81
Fund Balance as a % of Exp	0.23%	297.55%	316.99%	19.56%

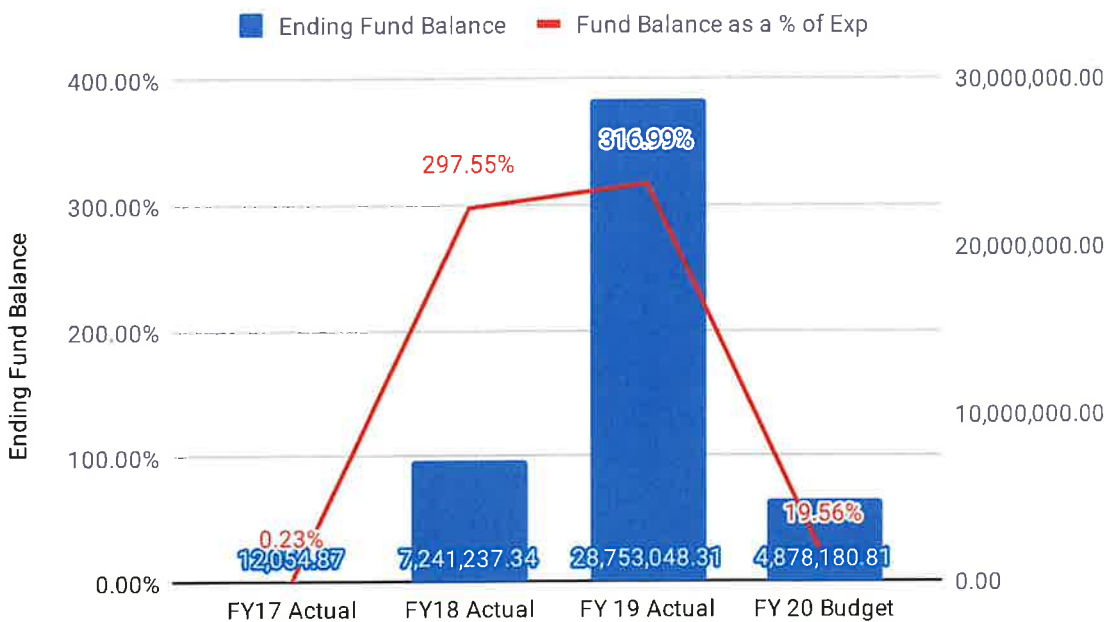


**Community High School District 94
Fiscal Year 2020 Tentative Budget
Capital Projects Fund**

Fund 60 Expenditures



Fund 60 Ending Fund Balance



**Community High School District 94
Fiscal Year 2020 Tentative Budget
Capital Projects Fund Revenue**

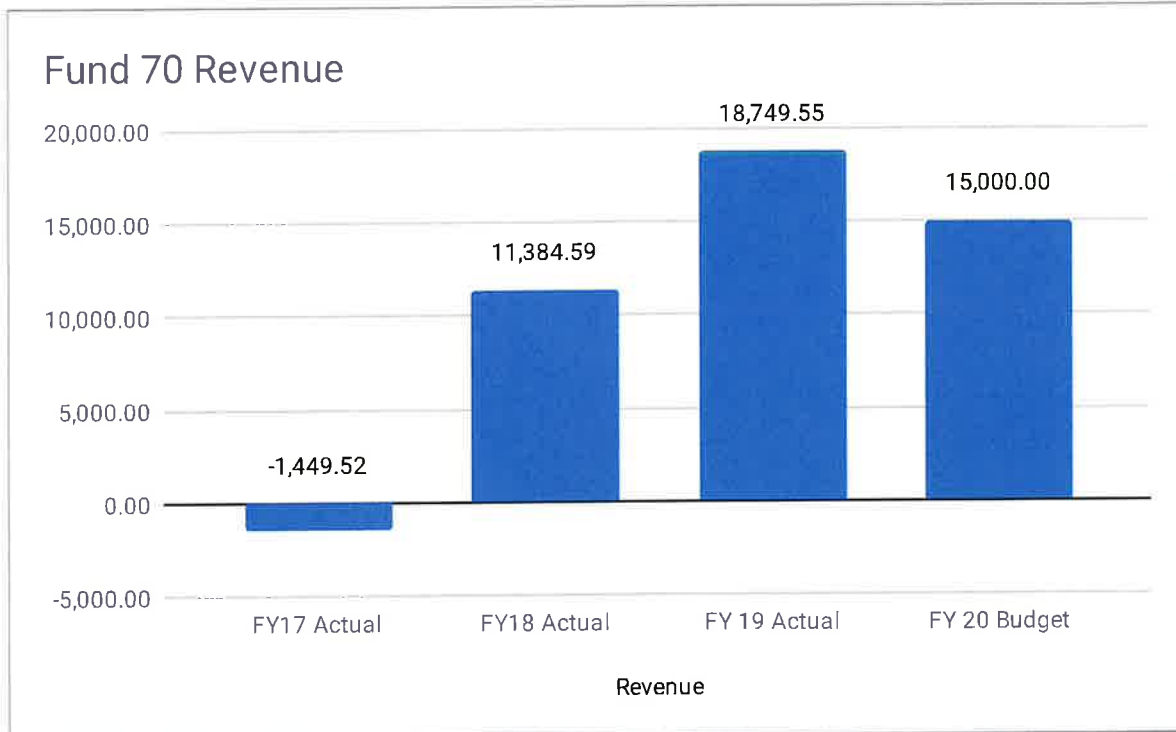
Account Number	Account Description	2016-17	2017-18	2018-19	2018-19	2018-19	FY19-20	Against Actual Activity		Against PY budget	
		FY Actual	FY Actual	FY Actual	Budget	FY Actual	Tentative Budget		#DIV/0!		#DIV/0!
60R000 1500 0000 00 0000000	EVIDENCED BASED FUNDING (EBF)	0	0	0	0	0	500,000.00	0.00	#DIV/0!	0.00	#DIV/0!
60R000 3001 0000 00 0000000	PRINCIPAL BONDS SOLD SER 2017	0	9,293,574.07	0	0	0		0.00	#DIV/0!	0.00	#DIV/0!
60R000 7210 0000 17 0000000	PRINCIPAL BONDS SOLD SER 2018	0	0	29,964,723.05	29,964,723.05	0		-29,964,723.05	-100.00%	-29,000,000.00	-100.00%
60R000 7210 0000 18 0000000	CI HILK INT INTEREST ON INVEST	3,388.41	15.15	24.66	0	24.66	-	(24.66)	-100.00%	-	#DIV/0!
62R000 1510 0000 00 0000000	INTEREST 2017 MAA	0	94,221.26	0	0	37,475.93	35,000.00	(2,475.93)	-6.61%	35,000.00	#DIV/0!
63R000 1510 0000 18 0000000	CAP IMPRVMENT INTERST 2018 MAA	0	0	551,155.00	0	551,155.00	500,000.00	(51,155.00)	-9.28%	500,000.00	#DIV/0!
65R000 1230 0000 00 0000000	CORP PERSONAL PROPERTY TAX	295,700.20	247,427.14	0	0	0	-	-	#DIV/0!	-	#DIV/0!
65R000 1930 0000 00 0000000	CI IMPACT FEES	27,937.49	27,573.23	3,000.00	3,000.00	29,076.51	25,000.00	(4,076.51)	-14.02%	22,000.00	733.33%
65R000 7801 0000 00 0000000	INTERFUND TRANSFER (R) - O&M	795,981.00	0	0	0	0		0	#DIV/0!	0	#DIV/0!
	Total Revenue	1,123,007.10	9,662,810.85	30,582,455.15	29,003,000.00	30,582,455.15	1,060,000.00	-30,022,455.15	-98.17%	-28,443,000.00	-98.07%

**Community High School District 94
Fiscal Year 2020 Tentative Budget
Capital Projects Fund Expense**

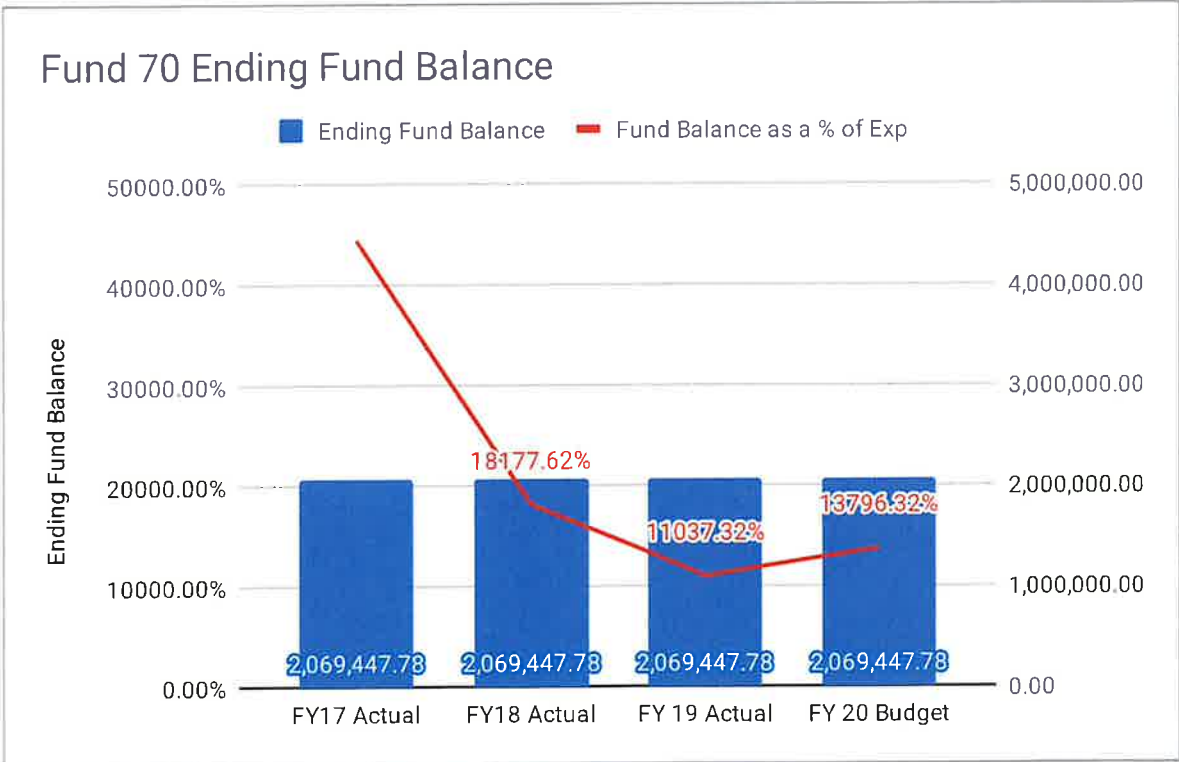
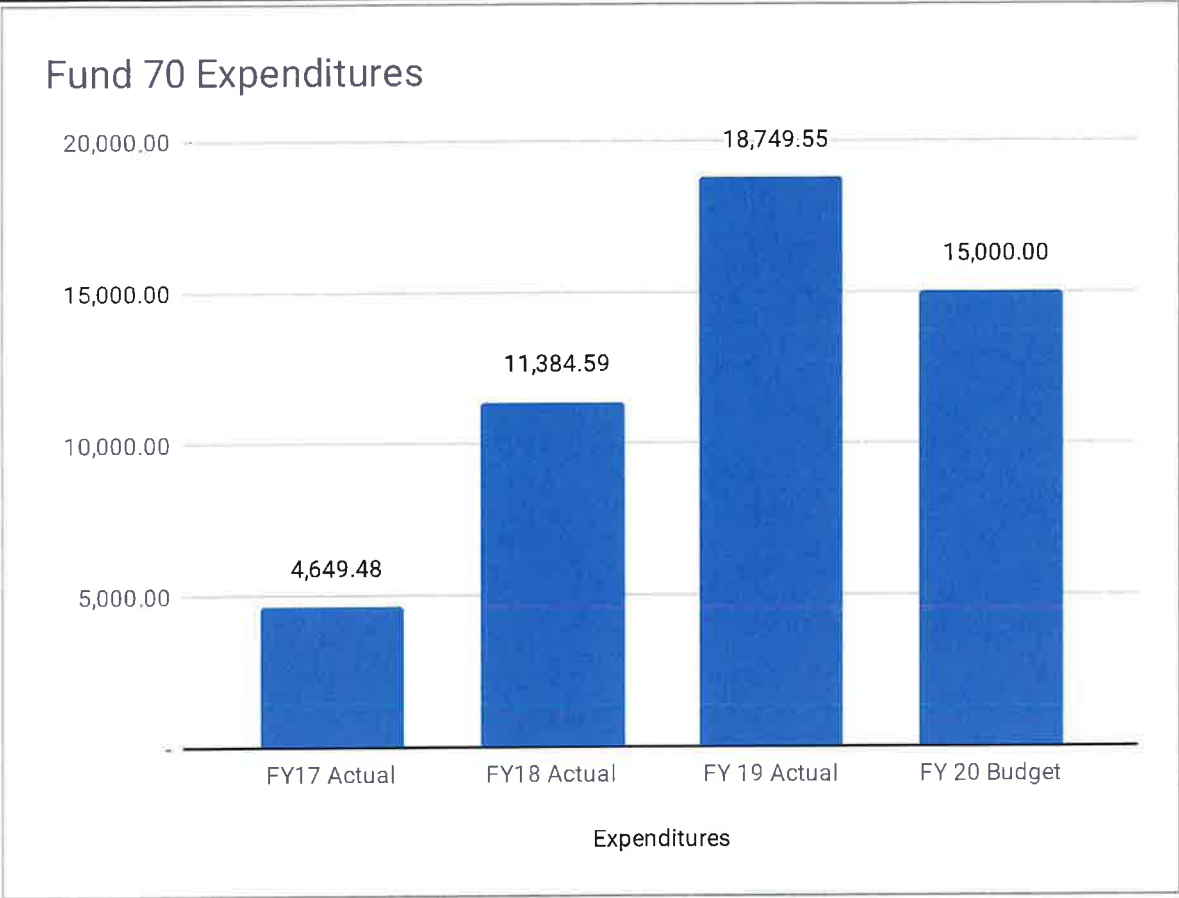
Account Number	Account Description	2016-17		2017-18		2018-19		FY19-20		Against Actual Activity		Against PY budget	
		FY Actual		FY Actual	Budget	FY Actual	Budget	Tentative Budget					
60E000 2530 1115 00 000000	CAP IMPRV DIR BLDG OPERATIONS	0		46,602.00	70,000.00	104,936.69		107,665.04		2,728.35	2.60%	37,665.04	53.81%
60E000 2530 2210 00 000000		0		84.51	0	181.91		187.37		5.46	3.00%	187.37	#DIV/0!
60E000 2530 2220 00 000000		0		5,968.96	0	-3,708.23		-3,819.48		-111.25	3.00%	-3,819.48	#DIV/0!
60E000 2530 2230 00 000000		0		66.89	0	144		148.32		4.32	3.00%	148.32	#DIV/0!
60E000 2530 2240 00 000000		0		369.58	0	793.44		817.24		23.80	3.00%	817.24	#DIV/0!
60E000 2530 3190 17 000000	CAP IMPRVMT BOND ISSUE 2017	0		78,950.00	0	0		0		0.00	#DIV/0!	0.00	#DIV/0!
60E000 2530 3190 18 000000	CAP IMPRVMT BOND ISSUE 2018	0		0	0	164,950.00				-164,950.00	-100.00%	0.00	#DIV/0!
60E000 2530 5001 00 000000	CAP 2018 RENOVATIONS PROJECT	0		1,700,017.48	12,500,000.00	5,847,719.66		24,829,869.00		18,982,149.34	324.61%	12,329,869.00	98.64%
60E000 2530 5002 00 000000	CAP 2018 GYM BLEACHER PROJECT	0		21,656.06	500,000.00	265,510.00				-265,510.00	-100.00%	-500,000.00	-100.00%
60E000 2530 5003 00 000000	CAP 2018 TENNIS COURT RECONSTR	0		49,098.76	200,000.00	5,611.00				-5,611.00	-100.00%	-200,000.00	-100.00%
60E000 2530 5010 00 000000	CAP 2019-20 ADDITION/REMODELING	0		515,364.97	0	2,684,505.71				-2,684,505.71	-100.00%	0.00	#DIV/0!
61E000 2530 6249 00 000000	CI HILK INVESTMENT FEES	0		4,599.17	0	0				0	#DIV/0!	0	#DIV/0!
65E000 2540 5217 00 000000	CI POOL RENOVATIONS	140,057.76		0	0	0				0	#DIV/0!	0	#DIV/0!
65E000 2540 5221 00 000000	CI 2015 FACILITY RENOVATIONS	19,237.18		0	0	0				0	#DIV/0!	0	#DIV/0!
65E000 2540 5222 00 000000	CI CAFETERIA RENOVATION	120,454.61		0	0	0				0	#DIV/0!	0	#DIV/0!
65E000 2540 5223 00 000000	CI SCIENCE ROOM RENOVATIONS	4,886,230.23		10,850.00	0	0				0	#DIV/0!	0	#DIV/0!
	Total Expenses	5,165,979.78		2,433,628.38	13,270,000.00	9,070,644.18		24,934,867.50		15,864,223.32	174.90%	11,664,867.50	87.90%

**Community High School District 94
Fiscal Year 2020 Tentative Budget
Working Cash Fund**

Revenue	FY17 Actual	FY18 Actual	FY 19 Actual	FY 20 Budget
Local	-1,449.52	11,384.59	18,749.55	15,000.00
	-1,449.52	11,384.59	18,749.55	15,000.00
Expenses	FY17 Actual	FY18 Actual	FY 19 Actual	FY 20 Budget
Transfer of Interest	4,649.48	11,384.59	18,749.55	15,000.00
	4,649.48	11,384.59	18,749.55	15,000.00
Beginning Fund Balance	FY17 Actual	FY18 Actual	FY 19 Actual	FY 20 Budget
Net	2,075,546.78	2,069,447.78	2,069,447.78	2,069,447.78
	(6,099.00)	0.00	0.00	0.00
Ending Fund Balance	2,069,447.78	2,069,447.78	2,069,447.78	2,069,447.78
Fund Balance as a % of Exp	44509.23%	18177.62%	11037.32%	13796.32%



**Community High School District 94
Fiscal Year 2020 Tentative Budget
Working Cash Fund**



**Community High School District 94
Fiscal Year 2020 Tentative Budget
Working Cash Fund Revenue**

Account Number	Account Description	2016-17	2017-18	2018-19	2018-19	FY19-20	Against Actual Activity	Against PY budget
		FY Actual	FY Actual	Budget	FY Actual	Tentative Budget		
70R000 1510 0000 00 0000000	Interest	-1,449.52	11,384.59	12,000.00	18,749.55	15,000.00	(3,749.55)	3,000.00
	Revenue Totals	-1,449.52	11,384.59	12,000.00	18,749.55	15,000.00	(3,749.55)	3,000.00
								25.000%
								25.000%

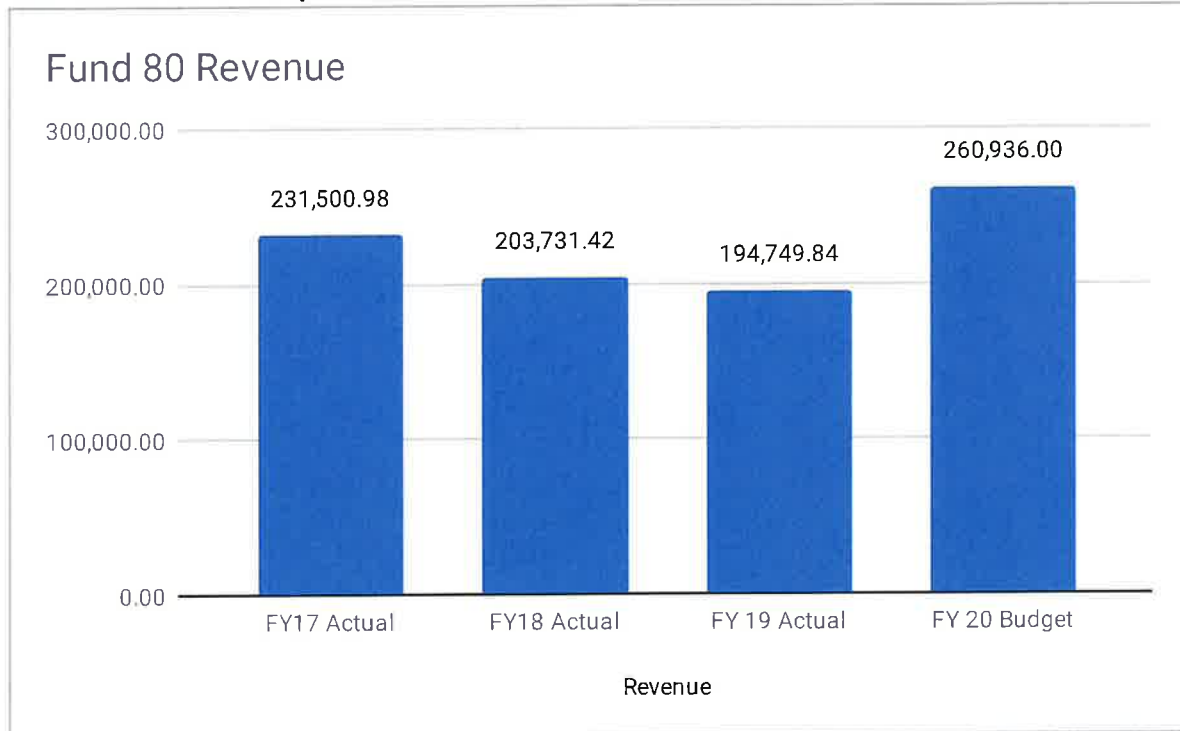
**Community High School District 94
Fiscal Year 2020 Tentative Budget
Working Cash Fund Expense**

Account Number	Account Description	2016-17	2017-18	2018-19	2018-19	FY19-20	Against Actual Activity	Against PY budget
		FY Actual	FY Actual	Budget	FY Actual	Tentative Budget		
70E000 8120 0000 00 000000	PERMANENT TRANSFER OF INTEREST	4,649.48	11,384.59	12,000.00	18,749.55	15,000.00	(3,749.55)	3,000.00
	Total Expense	4,649.48	11,384.59	12,000.00	18,749.55	15,000.00	(3,749.55)	3,000.00
							-20.00%	25.00%

Note:
Per state regulation, board approval to transfer interest from Working Cash Fund to Education Fund

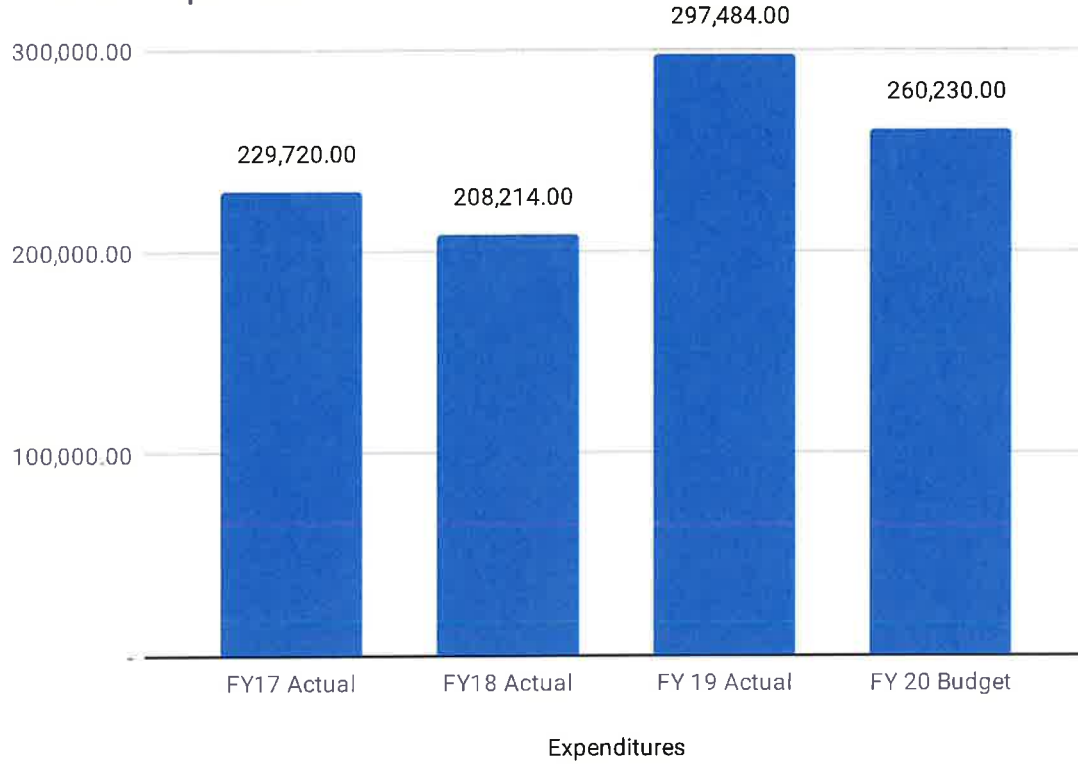
**Community High School District 94
Fiscal Year 2020 Tentative Budget
Tort Immunity Fund**

Revenue	FY17 Actual	FY18 Actual	FY 19 Actual	FY 20 Budget
Local	231,500.98	203,731.42	194,749.84	260,936.00
	231,500.98	203,731.42	194,749.84	260,936.00
Expenses	FY17 Actual	FY18 Actual	FY 19 Actual	FY 20 Budget
Tort Expense	229,720.00	208,214.00	297,484.00	260,230.00
	229,720.00	208,214.00	297,484.00	260,230.00
Beginning Fund Balance	FY17 Actual	FY18 Actual	FY 19 Actual	FY 20 Budget
Net	316,779.50	318,560.48	314,077.90	211,343.74
	1,780.98	(4,482.58)	(102,734.16)	706.00
Ending Fund Balance	FY17 Actual	FY18 Actual	FY 19 Actual	FY 20 Budget
	318,560.48	314,077.90	211,343.74	212,049.74
Fund Balance as a % of Exp	FY17 Actual	FY18 Actual	FY 19 Actual	FY 20 Budget
	138.67%	150.84%	71.04%	81.49%

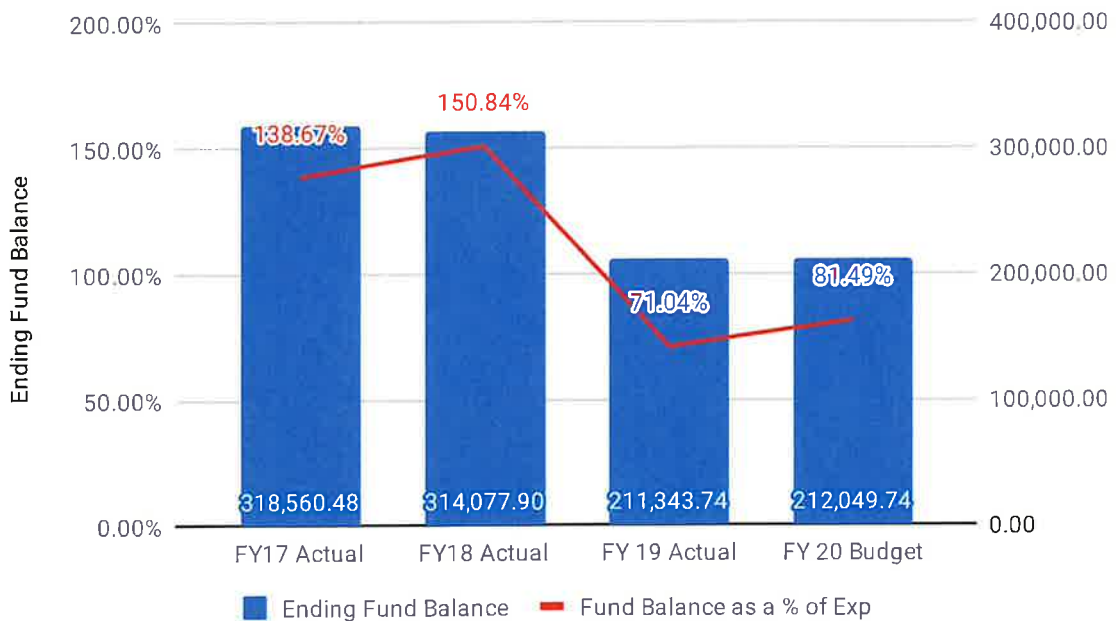


**Community High School District 94
Fiscal Year 2020 Tentative Budget
Tort Immunity Fund**

Fund 80 Expenditures



Fund 80 Ending Fund Balance



**Community High School District 94
Fiscal Year 2020 Tentative Budget
Tort Immunity Fund Revenue**

Account Number	Account Description	2016-17		2017-18		2018-19		2018-19		FY19-20	
		FY Activity	FY Activity	Revised Budget	FY Activity	FY Activity	Tentative Budget	Against Actual Activity	Against PY Budget		
80R000 1121 0000 00 0000000	TORT CURRENT YEAR LEVY ADV	79,526.86	84,585.72	163,223.00	83,045.14	84,609.00	1,563.86	1.88%	(78,614.00)	-48.16%	
80R000 1122 0000 00 0000000	TORT 1ST PRIOR YEAR LEVY CUR	102,527.65	77,491.57	80,000.00	77,680.51	83,827.00	6,146.49	7.91%	3,827.00	4.78%	
80R000 1123 0000 00 0000000	TORT OTHER PR YR'S LEVY BACK	4.27	31.44	0	4.58		-4.58	-100.00%	0	#DIV/0!	
80R000 1210 0000 00 0000000	TORT MOBILE HOME PRIVILEGE	14.44	16.23	0	17.01		(17.01)	-100.00%		#DIV/0!	
80R000 1230 0000 00 0000000	TORTCORP PERSNL PROP TAX	49,289.96	41,237.86	0	32,444.10	91,000.00	58,555.90	180.48%	91,000.00	#DIV/0!	
80R000 1510 0000 00 0000000	TORT INTEREST ON INVESTMENTS	137.8	368.6	450	1,558.50	1,500.00	(58.50)	-3.75%	1,050.00	233.33%	
	Total Revenue	231,500.98	203,731.42	243,673.00	194,749.84	260,936.00	66,186.16	33.99%	17,263.00	7.08%	

Note:
CPPRT increased to have balanced budget

**Community High School District 94
Fiscal Year 2020 Tentative Budget
Tort Immunity Fund Expense**

Account Number	Account Description	2016-17		2017-18		2018-19		2018-19		FY19-20		Against PY budget	
		FY Activity		FY Activity	Revised Budget	FY Activity		FY Activity	Tentative Budget	Against Actual Activity		Against PY budget	
80E000 2362 3801 00 0000000	TORT WORKERS COMPENSATION	83,393.00		80,450.00	95,000.00	111,056.00		122,145.00	11,089.00	9.99%	27,145.00	28.57%	
80E000 2363 3806 00 0000000	TORT UNEMPLOYMENT INSURANCE	2,730.00		11,109.00	10,000.00	3,957.00		5,000.00	1,043.00	26.36%	(5,000.00)	-50.00%	
80E000 2364 3805 00 0000000	TORT TREASURER BOND PAYMENT	6,650.00		18,400.00	27,000.00	23,140.00		10,000.00	(13,140.00)	-56.78%	(17,000.00)	-62.96%	
80E000 2364 3807 00 0000000	TORT LIABILITY INS GENERAL	135,625.00		96,933.00	100,000.00	158,009.00		121,763.00	(36,246.00)	-22.94%	21,763.00	21.76%	
80E000 2364 3808 00 0000000	TORT LIABILITY INS STUDENT	1,322.00		1,322.00	1,325.00	1,322.00		1,322.00	-	0.00%	(3.00)	-0.23%	
	Total Expenses	229,720.00		208,214.00	233,325.00	297,484.00		260,230.00	(37,254.00)	-12.52%	26,905.00	11.53%	



Cheryl Glunt <cglunt@d94.org>

*Received 9/6/2019
Response Due 9/13/2019*

FOIA - Received 9/6/19

1 message

Fri, Sep 6, 2019 at 12:19 PM

Cheryl Moore <cmoore@d94.org>
To: mzellers@impactnetworking.com
Cc: Cheryl Glunt <cglunt@d94.org>

Dear Ms. Zellers -

I received the attached letter dated 9/3/19 today (9/6/19) through the US mail. According to the FOIA, we have five (5) business days to respond. Since the letter was received today, we will respond on or before 9/13/19.

Please let me know if you have any questions.

--
Cheryl Moore
Director, Human Resources
Community High School District 94
West Chicago, IL
630-876-6216

This message and any attachment thereto is for the sole use of the intended recipient(s), and is covered by the Electronic Communications Privacy Act (18 USC 2510 et seq). It may contain information that is confidential and legally privileged within the meaning of applicable law. If you are not the intended recipient, please immediately alert the sender by reply e-mail, permanently remove this message and any attachments thereto from your system, and destroy any hard copies thereof; do not disclose the contents or take any action in reliance upon the information contained in this message or any attachments. If you have any doubt as to the authenticity of this message or any attachment thereto, please contact the sender immediately. Any copying, disclosure, distribution or other action taken or omitted to be taken with respect to an erroneously received or inauthentic message or attachment is prohibited. Communications sent or received by Community High School District 94 may be subject to inspection, copying, and disclosure under the Illinois Freedom of Information Act (FOIA).

PRINT_Admin-115-C7570_2696_001.pdf
89K

Impact Networking, LLC13875 West Boulton Boulevard
Lake Forest, Illinois 60045ImpactMyBiz.com
866.652.0082September 3rd, 2019**FOIA Request**


To Whom It May Concern:

We at Impact Networking would like to position ourselves as a candidate for your business in the upcoming business cycle. Our goal is to provide you with the best possible service, and to make your day-to-day operations as simple and streamlined as possible. In order to do this, we ask that we be given access to certain records pertinent to our business operations. These records will help us learn how we can better serve you. We would like to request access to the items below starting with the most recent and over the last 5 years.

- Current Lease, Purchase, Maintenance or Service Contract(s) pertaining to all copier and printer equipment used by the school/district.
- Current Contract(s) pertaining to any Managed Print Services, Outsourced or Managed IT Programs, and Document Management Systems used by the school/district.
- Current Invoices.

We would like to thank you in advance for the time and effort expended in acquiring this information. In our efforts to establish a business partnership with you, we want to be available as a resource to you throughout the process. We would be happy to answer any questions you may have, or cover costs associated with obtaining these records, such as copying, shipping, etc. We look forward to the opportunity to work with you.

Sincerely,


Mary Zellers

847-473-7160

mzellers@impactnetworking.com



CREATE • DISTRIBUTE • MANAGE • DOCUMENTS

Business Process
AutomationDocument
ManagementDesign &
MarketingOutsourced &
Managed IT

EIS Administrator and Teacher Salary and Benefits Report - School Year 2019

8/14/2019 4:04 pm

CHSD 94 157 W Washington St, West Chicago, IL 60185 190220940160000

Selection Criteria: (Employer) Employees = All

Name	Position	Base Salary	FTE	Vacation	Sick	Bonuses	Annuities	Retirement	Other
				Days	Days			Enhancements	Benefits
Albright, Scott Edward	125-Head of Gen Ed (Depart chair admin endorsement held)	\$103,417.49	0.96	0	13	\$0.00	\$0.00	\$9,607.04	\$5,553.36
Arnold, Patricia M	200-Teacher	\$121,951.90	1.00	0	13	\$0.00	\$0.00	\$12,555.20	\$1,185.87
Atkian-Sanchez, Shannon A	200-Teacher	\$86,043.00	1.00	0	13	\$0.00	\$0.00	\$8,858.40	\$5,394.54
Balaskas, Alexandra A	200-Teacher	\$47,970.00	1.00	0	13	\$0.00	\$0.00	\$4,938.60	\$4,863.36
Balhan, Stephen Michael	125-Head of Gen Ed (Depart chair admin endorsement held)	\$92,000.00	1.00	0	13	\$0.00	\$0.00	\$8,546.39	\$15,743.04
Bauer, Brittney Allison	200-Teacher	\$64,793.00	1.00	0	13	\$0.00	\$0.00	\$6,670.40	\$16,707.51
Baxter, Allison R	203-English as a Second Language Teacher	\$91,964.00	1.00	0	13	\$0.00	\$0.00	\$9,467.80	\$18,988.62
Beal, Robert Gregory	200-Teacher	\$49,409.00	1.00	0	13	\$0.00	\$0.00	\$5,086.80	\$15,704.97
Befus, Lindsey	200-Teacher	\$43,147.00	1.00	0	13	\$0.00	\$0.00	\$4,442.00	\$408.92
Begovich, Mark B	200-Teacher	\$84,795.00	1.00	0	13	\$0.00	\$0.00	\$8,729.80	\$5,732.85
Belding, Tyler W	250-Special Education Teacher	\$59,136.00	1.00	0	13	\$0.00	\$0.00	\$6,088.20	\$4,870.80
Blatchley, David A	107-General Administrator or General Supervisor	\$117,230.68	1.00	20	13	\$2,313.24	\$0.00	\$11,105.02	\$1,218.29
Blume, Nancy A	208-Career and Technical Educator (CTE)	\$104,699.00	1.00	0	13	\$0.00	\$0.00	\$10,779.00	\$5,776.53
Brown, Steven Michael	250-Special Education Teacher	\$51,281.00	1.00	0	13	\$0.00	\$0.00	\$5,279.40	\$18,922.38
Burchacki, Suzanne R	200-Teacher	\$71,512.00	1.00	0	13	\$0.00	\$0.00	\$7,362.20	\$18,963.42
Caltagirone, Nicholas	200-Teacher	\$79,901.00	1.00	0	13	\$0.00	\$0.00	\$8,226.00	\$18,975.06
Camerano, Christopher B	200-Teacher	\$61,973.00	1.00	0	13	\$0.00	\$0.00	\$6,380.20	\$15,698.25
Cevaal, Michelle Taylor	200-Teacher	\$45,110.00	1.00	0	13	\$0.00	\$0.00	\$4,644.20	\$4,858.56
Cheng, Moses	103-Principal	\$156,702.77	1.00	20	13	\$3,090.78	\$0.00	\$17,125.92	\$18,835.23
Chisholm, John S	200-Teacher	\$71,867.00	1.00	0	13	\$0.00	\$0.00	\$7,398.80	\$18,970.14
Cole, Gordon H	107-General Administrator or General Supervisor	\$128,663.00	1.00	20	13	\$2,507.80	\$0.00	\$0.00	\$17,231.04
Coleman, Chad M	250-Special Education Teacher	\$47,605.00	1.00	0	13	\$0.00	\$0.00	\$4,901.00	\$11,245.20
Contreras, Andrea	200-Teacher	\$54,118.00	1.00	0	13	\$0.00	\$0.00	\$5,571.60	\$4,776.48
Cortez, Helen	200-Teacher	\$84,150.00	1.00	0	13	\$0.00	\$0.00	\$8,663.40	\$18,986.22
Covella, Jordan Leigh	200-Teacher	\$45,110.00	1.00	0	13	\$0.00	\$0.00	\$4,644.20	\$4,181.55
Culbertson, Jennifer Elizabeth	200-Teacher	\$72,565.00	1.00	0	13	\$0.00	\$0.00	\$7,470.60	\$18,959.82
Culen, Jamie Lynn	200-Teacher	85\$40,611.36	0.74	0	13	\$0.00	\$0.00	\$5,614.40	\$15,624.81
Damm, Courtney M	250-Special Education Teacher	\$54,515.00	1.00	0	13	\$0.00	\$0.00	\$5,612.40	\$15,715.53

Name	Position	Base Salary	FTE	Vacation	Sick	Bonuses	Annuities	Retirement	Other
				Days	Days			Enhancements	Benefits
Debs, Brigitte L	250-Special Education Teacher	\$63,218.00	1.00	0	13	\$0.00	\$0.00	\$6,508.40	\$18,871.98
Del Real, Antonio	124-Dean of Students Admin (admin endorsement held)	\$103,987.32	1.00	0	13	\$0.00	\$0.00	\$9,672.00	\$18,976.56
Deleon, Tara E	200-Teacher	\$66,251.00	1.00	0	13	\$0.00	\$0.00	\$6,820.80	\$18,953.82
Dobry, Patrice A	250-Special Education Teacher	\$104,471.03	1.00	0	13	\$0.00	\$0.00	\$10,755.40	\$19,004.94
Domeracki, Douglas P	100-District Superintendent	\$187,012.00	1.00	20	13	\$10,000.00	\$0.00	\$22,749.68	\$19,341.75
Dovich, Timothy Edward	250-Special Education Teacher	\$57,854.00	1.00	0	13	\$0.00	\$0.00	\$5,956.20	\$15,721.77
Dulkinys, Megan E	200-Teacher	\$65,769.00	1.00	0	13	\$0.00	\$0.00	\$6,771.20	\$5,964.30
Durbin, Donna L	208-Career and Technical Educator (CTE)	\$71,867.00	1.00	0	13	\$0.00	\$0.00	\$7,398.80	\$18,982.86
Egan, Leonard M	125-Head of Gen Ed (Depart chair admin endorsement held)	\$98,505.00	1.00	0	13	\$0.00	\$0.00	\$9,150.71	\$15,752.88
Etheridge, Kyle S	200-Teacher	\$47,970.00	1.00	0	13	\$0.00	\$0.00	\$4,938.60	\$4,865.52
Exner, David G	200-Teacher	\$115,664.00	1.00	0	13	\$0.00	\$0.00	\$11,907.80	\$19,052.70
Fantozzi, Brandon T	200-Teacher	\$79,319.00	1.00	0	13	\$0.00	\$0.00	\$8,166.00	\$18,978.78
Federici Dragosh, Anne Michelle	250-Special Education Teacher	\$55,336.00	1.00	0	13	\$0.00	\$0.00	\$5,697.00	\$1,089.87
Felfle, Roberta F	200-Teacher	\$56,581.00	1.00	0	13	\$0.00	\$0.00	\$5,825.20	\$5,683.41
Ferreiro, Brianne M	200-Teacher	\$62,906.00	1.00	0	13	\$0.00	\$0.00	\$6,476.40	\$1,087.95
Fikis, Candace J	200-Teacher	\$81,104.00	1.00	0	13	\$0.00	\$0.00	\$8,350.00	\$18,971.58
Fireman, Leslie A	200-Teacher	\$52,927.00	1.00	0	13	\$0.00	\$0.00	\$5,449.00	\$15,722.97
Freneau, Mary M	200-Teacher	\$55,336.00	1.00	0	13	\$0.00	\$0.00	\$5,697.00	\$15,724.17
Fulmer, Anna R	200-Teacher	\$57,854.00	1.00	0	13	\$0.00	\$0.00	\$5,956.20	\$10,663.71
Garcia, Jaime	200-Teacher	\$83,232.87	1.00	0	13	\$0.00	\$0.00	\$8,568.96	\$5,199.03
Gentile, Angela M	208-Career and Technical Educator (CTE)	\$47,970.00	1.00	0	13	\$0.00	\$0.00	\$4,938.60	\$4,849.44
Gill, Sarah Bellis	200-Teacher	\$77,009.00	1.00	0	13	\$0.00	\$0.00	\$7,928.20	\$18,990.30
Gimpert, Sean M	250-Special Education Teacher	\$56,996.00	1.00	0	13	\$0.00	\$0.00	\$5,867.80	\$15,710.97
Goebel, Heather Kristine	200-Teacher	\$71,512.00	1.00	0	13	\$0.00	\$0.00	\$7,362.20	\$18,961.02
Govertsen, Elizabeth A	200-Teacher	\$68,399.00	1.00	0	13	\$0.00	\$0.00	\$7,041.80	\$62.64
Haas, Margaret A	200-Teacher	\$81,699.00	1.00	0	13	\$0.00	\$0.00	\$8,411.00	\$11,376.30
HALPIN, KATHERINE M	200-Teacher	\$21,219.00	0.49	0	7	\$0.00	\$0.00	\$1,971.20	\$0.00
Hayes, Aaron C	200-Teacher	\$95,877.00	1.00	0	13	\$0.00	\$0.00	\$9,870.60	\$19,009.74
Hill, Zachary J	250-Special Education Teacher	\$54,118.00	1.00	0	13	\$0.00	\$0.00	\$5,571.60	\$10,660.35
Hollinger, Susan E	200-Teacher	\$77,009.00	1.00	0	13	\$0.00	\$0.00	\$7,928.20	\$8,071.86
Howard, Mary J	125-Head of Gen Ed (Depart chair admin endorsement held)	\$110,000.00	0.99	0	13	\$0.00	\$0.00	\$10,218.47	\$1,200.24
IGELMAN, HEATHER ANN	200-Teacher	\$55,336.00	1.00	0	13	\$0.00	\$0.00	\$5,697.00	\$5,054.19
Isacson, Kristen E	200-Teacher	\$91,045.00	1.00	0	13	\$0.00	\$0.00	\$9,373.20	\$11,909.64
Jacob, Kelsey N	200-Teacher	\$44,117.00	1.00	0	13	\$0.00	\$0.00	\$4,542.00	\$125.28
Jennings, David A	200-Teacher	\$68,399.00	1.00	0	13	\$0.00	\$0.00	\$7,041.80	\$18,979.98
Johnson, Kurt A	200-Teacher	\$69,938.00	1.00	0	13	\$0.00	\$0.00	\$7,200.20	\$5,183.91

Name	Position	Base Salary	FTE	Vacation	Sick	Bonuses	Annuities	Retirement	Other
				Days	Days			Enhancements	Benefits
Jonesi, Alison W	200-Teacher	\$45,110.00	1.00	0	13	\$0.00	\$0.00	\$4,644.20	\$80.64
Kempski, Nicholas G	200-Teacher	\$62,906.00	1.00	0	13	\$0.00	\$0.00	\$6,476.40	\$18,962.46
Kilgallen, Beverly J	200-Teacher	\$98,754.00	1.00	0	13	\$0.00	\$0.00	\$10,167.00	\$12,015.72
Komaniecki, Eva M	200-Teacher	\$72,036.00	1.00	0	13	\$0.00	\$0.00	\$7,416.20	\$18,956.46
Kordick, Emily	200-Teacher	\$43,147.00	1.00	0	13	\$0.00	\$0.00	\$4,442.00	\$4,857.12
Kost, Richard F	200-Teacher	\$74,197.00	1.00	0	13	\$0.00	\$0.00	\$7,638.60	\$17,178.63
Kuehn, Laura W	200-Teacher	\$95,683.32	1.00	0	13	\$0.00	\$0.00	\$9,850.60	\$5,741.01
Lange, Veronica	121-Administrator in a Bilingual Education Program	\$92,654.00	1.00	20	13	\$0.00	\$0.00	\$8,607.11	\$10,379.04
Larson, Bradley K	200-Teacher	\$104,699.00	1.00	0	13	\$0.00	\$0.00	\$10,779.00	\$5,768.61
Lichy, Paul E	200-Teacher	\$54,008.00	1.00	0	13	\$0.00	\$0.00	\$5,560.20	\$18,939.18
Luedtke, Nicole L	200-Teacher	\$55,336.00	1.00	0	13	\$0.00	\$0.00	\$5,697.00	\$18,942.78
Lukas, Christopher W	200-Teacher	\$85,417.00	1.00	0	13	\$0.00	\$0.00	\$8,793.80	\$11,994.12
Marshall, Cheryl Marie	200-Teacher	\$61,197.00	1.00	0	13	\$0.00	\$0.00	\$6,300.40	\$15,692.01
Martino, Peter F	104-Assistant Principal	\$117,160.08	1.00	20	13	\$2,210.57	\$0.00	\$11,089.11	\$18,999.88
McCarter, Mary P	203-English as a Second Language Teacher	\$94,615.60	1.00	0	13	\$0.00	\$0.00	\$9,740.80	\$19,006.86
McCollum, Joseph M	200-Teacher	\$45,110.00	1.00	0	13	\$0.00	\$0.00	\$4,644.20	\$4,776.48
McKenna, Mitchell R	200-Teacher	\$71,867.00	1.00	0	13	\$0.00	\$0.00	\$7,398.80	\$16,711.11
McLeland, D Paul	200-Teacher	\$102,181.97	1.00	0	13	\$0.00	\$0.00	\$10,519.80	\$17,064.39
Melvin, Marianne L	200-Teacher	\$74,766.00	1.00	0	13	\$0.00	\$0.00	\$7,697.20	\$1,116.99
Monken, Ted S	200-Teacher	\$79,319.00	1.00	0	13	\$0.00	\$0.00	\$8,166.00	\$15,758.97
Montoya, Eduardo	200-Teacher	\$117,506.35	1.00	0	13	\$0.00	\$0.00	\$12,097.54	\$19,033.50
Moore, Cheryl Lynn	107-General Administrator or General Supervisor	\$114,582.00	1.00	20	13	\$0.00	\$0.00	\$10,644.24	\$15,807.84
Morrone, Regina M	250-Special Education Teacher	\$65,769.00	1.00	0	13	\$0.00	\$0.00	\$6,771.20	\$5,676.93
Mullaney, Douglas J	107-General Administrator or General Supervisor	\$110,791.76	1.00	20	13	\$0.00	\$0.00	\$10,396.08	\$16,808.79
Murphy, Harry J	200-Teacher	\$81,401.12	1.00	0	13	\$0.00	\$0.00	\$8,380.32	\$18,971.34
Naik, Akta Kunal	200-Teacher	\$58,284.75	1.00	0	13	\$0.00	\$0.00	\$5,999.43	\$15,713.76
Nall, Thomas J	200-Teacher	\$47,970.00	1.00	0	13	\$0.00	\$0.00	\$4,938.60	\$15,624.81
Nelson, Brittany Blanchard	200-Teacher	\$57,854.00	1.00	0	13	\$0.00	\$0.00	\$5,956.20	\$18,935.34
Osborne, Nicole M	200-Teacher	\$68,399.00	1.00	0	13	\$0.00	\$0.00	\$7,041.80	\$5,711.97
Palka, Diana L	200-Teacher	\$68,261.00	1.00	0	13	\$0.00	\$0.00	\$7,027.60	\$18,956.46
Pampuch, Sandra J	151-Assistant Special Education Director	\$104,000.00	1.00	20	13	\$0.00	\$0.00	\$11,366.15	\$199.92
Parry, Nicholas R	125-Head of Gen Ed (Depart chair admin endorsement held)	\$80,000.00	1.00	0	13	\$0.00	\$0.00	\$8,746.08	\$18,895.92
Pater, David J	107-General Administrator or General Supervisor	\$97,979.00	1.00	20	13	\$0.00	\$0.00	\$9,101.76	\$16,758.96
Pater, Pamela V	200-Teacher	\$62,906.00	1.00	0	13	\$0.00	\$0.00	\$6,476.40	\$92.40
Perez, Jared	200-Teacher	\$46,125.00	1.00	0	13	\$0.00	\$0.00	\$4,748.60	\$4,862.16
PETERSON, MARK J	250-Special Education Teacher	\$34,012.62	0.50	0	13	\$0.00	\$0.00	\$3,501.62	\$6,546.17
Peto, Lynn M	200-Teacher	\$84,150.00	1.00	0	13	\$0.00	\$0.00	\$8,663.40	\$18,982.62

Name	Position	Base Salary	FTE	Vacation	Sick	Bonuses	Annuities	Retirement	Other
				Days	Days			Enhancements	Benefits
Philips, James W	200-Teacher	\$59,609.00	1.00	0	13	\$0.00	\$0.00	\$6,136.80	\$16,693.33
Piha, Joshua J	250-Special Education Teacher	\$56,581.00	1.00	0	13	\$0.00	\$0.00	\$5,825.20	\$15,710.49
Plumb, Drew A	200-Teacher	\$50,721.00	0.99	0	13	\$0.00	\$0.00	\$5,279.40	\$88.08
Pollard, Laura A	250-Special Education Teacher	\$50,153.00	1.00	0	13	\$0.00	\$0.00	\$5,163.20	\$4,820.88
Poulterer, Mark B	203-English as a Second Language Teacher	\$79,319.00	1.00	0	13	\$0.00	\$0.00	\$8,166.00	\$18,960.93
RUSTMAN, JACK K	200-Teacher	\$45,441.00	1.00	0	13	\$0.00	\$0.00	\$4,678.40	\$15,625.02
Salazar, Anne Marie	200-Teacher	\$53,483.80	0.96	0	13	\$0.00	\$0.00	\$5,697.00	\$15,714.33
Salgado, Hector	200-Teacher	\$102,223.00	1.00	0	13	\$0.00	\$0.00	\$10,524.00	\$19,028.46
Sayner, David S	200-Teacher	\$122,334.61	1.00	0	0	\$0.00	\$0.00	\$12,594.40	\$19,041.66
Schoen Stevens, Kathryn R	200-Teacher	\$54,771.00	1.00	0	13	\$0.00	\$0.00	\$5,638.80	\$15,713.10
Schoenbeck, Krysta M	200-Teacher	\$68,238.00	1.00	0	13	\$0.00	\$0.00	\$7,025.20	\$18,957.66
Schomig, Lizbeth A	250-Special Education Teacher	\$78,742.00	1.00	0	13	\$0.00	\$0.00	\$8,106.60	\$18,976.38
Scott, Allister	104-Assistant Principal	\$106,722.00	1.00	20	13	\$0.00	\$0.00	\$10,107.39	\$16,777.68
Singer, Adam J	200-Teacher	\$47,970.00	1.00	0	13	\$0.00	\$0.00	\$4,938.60	\$4,831.44
Sladek, Christina M	200-Teacher	\$56,169.00	1.00	0	13	\$0.00	\$0.00	\$5,782.80	\$18,940.38
Slobodecki, Amanda M	200-Teacher	\$81,699.00	1.00	0	13	\$0.00	\$0.00	\$8,411.00	\$7,931.39
Stadler, Nicole M	200-Teacher	\$50,521.00	1.00	0	13	\$0.00	\$0.00	\$5,201.20	\$11,212.32
Stewart, Lauren Bentel	200-Teacher	\$56,581.00	1.00	0	13	\$0.00	\$0.00	\$5,825.20	\$7,667.84
Stieglitz, Corrie E	200-Teacher	\$74,766.00	1.00	0	13	\$0.00	\$0.00	\$7,697.40	\$1,114.59
Sullivan, Katelyn M	250-Special Education Teacher	\$45,110.00	1.00	0	13	\$0.00	\$0.00	\$4,644.20	\$390.50
Tantachuco Espinoza, Alejandra P	200-Teacher	\$44,117.00	1.00	0	13	\$0.00	\$0.00	\$4,542.00	\$4,296.18
Thielberg, Catherine G	250-Special Education Teacher	\$124,861.53	1.00	0	13	\$0.00	\$0.00	\$12,854.60	\$5,778.45
Torres, Michele Diane	200-Teacher	\$109,091.00	1.00	0	13	\$0.00	\$0.00	\$11,231.20	\$19,029.66
Trowbridge, Emily R	203-English as a Second Language Teacher	\$43,147.00	1.00	0	13	\$0.00	\$0.00	\$4,442.00	\$4,852.08
Turnbaugh, Brian G	200-Teacher	\$77,009.00	1.00	0	13	\$0.00	\$0.00	\$7,928.20	\$18,973.74
Vences, Guadalupe	250-Special Education Teacher	\$54,008.00	1.00	0	13	\$0.00	\$0.00	\$5,560.20	\$16,684.23
Vokes, Charles H	200-Teacher	\$49,049.00	1.00	0	13	\$0.00	\$0.00	\$5,049.60	\$4,843.68
Vondrak, Kirsten M	200-Teacher	\$68,399.00	1.00	0	13	\$0.00	\$0.00	\$7,041.80	\$18,947.82
Walker, Jennifer M	250-Special Education Teacher	\$47,970.00	1.00	0	13	\$0.00	\$0.00	\$4,938.60	\$15,624.81
Walker, Vincent	200-Teacher	\$54,533.00	1.00	0	13	\$0.00	\$0.00	\$5,614.40	\$4,860.96
Wallace, James	200-Teacher	\$56,581.00	1.00	0	13	\$0.00	\$0.00	\$5,825.20	\$15,713.13
Walsh, Ashley	208-Career and Technical Educator (CTE)	\$46,975.33	0.90	0	13	\$0.00	\$0.00	\$5,277.80	\$15,718.17
Walters, Michelle L	200-Teacher	\$61,397.00	1.00	0	13	\$0.00	\$0.00	\$6,321.00	\$90.44
Welch, Danielle T	152-Special Education Director	\$106,166.65	0.95	20	13	\$0.00	\$0.00	\$10,125.68	\$16,197.12
Wessels, Nora R	200-Teacher	\$51,281.00	1.00	0	13	\$0.00	\$0.00	\$5,279.40	\$11,319.18
Wheeler, Brian H	250-Special Education Teacher	\$72,036.00	1.00	0	13	\$0.00	\$0.00	\$7,416.40	\$18,963.79
Willuweit, Lisa A	125-Head of Gen Ed (Depart chair admin endorsement held)	\$101,500.00	1.00	0	13	\$0.00	\$0.00	\$9,428.88	\$393.84

Name	Position	Base Salary	FTE	Vacation	Sick	Bonuses	Annuities	Retirement	Other
				Days	Days			Enhancements	Benefits
Wilson, Sandra L	200-Teacher	\$96,589.00	1.00	0	13	\$0.00	\$0.00	\$9,944.00	\$16,758.63
Windt, Jenna	124-Dean of Students Admin (admin endorsement held)	\$79,780.80	1.00	0	13	\$0.00	\$0.00	\$7,435.00	\$4,899.84
Wirkus, Kelsey	200-Teacher	\$57,854.00	1.00	0	13	\$0.00	\$0.00	\$5,956.20	\$4,884.48
Wirth, Maria C	208-Career and Technical Educator (CTE)	\$89,959.00	1.00	0	13	\$0.00	\$0.00	\$9,261.40	\$18,974.46
Wojciechowski, Alexandra M	200-Teacher	\$55,336.00	1.00	0	13	\$0.00	\$0.00	\$5,697.00	\$4,806.76
Wolfe, Marc C	125-Head of Gen Ed (Depart chair admin endorsement held)	\$97,693.00	1.00	0	13	\$0.00	\$0.00	\$9,075.34	\$16,141.92
Zaputil, Conor	200-Teacher	\$43,147.00	1.00	0	13	\$0.00	\$0.00	\$4,442.00	\$1,008.59
Zeman, Joseph D	200-Teacher	\$44,117.00	1.00	0	13	\$0.00	\$0.00	\$4,542.00	\$15,689.37
Totals									
Distinct Employee Count: 146		Distinct Positions Count: 146		Total Positions Count: 146		Vacation Days: 240		Sick Days: 1879	
Base Salary: \$10,693,954.71		Bonuses: \$20,122.39		Annuities: \$0.00		Retirement Enhancements: \$1,079,706.32		Other Benefits: \$1,737,017.90	

EIS Administrator and Teacher Salary and Benefits Report - School Year 2019

9/16/2019 2:07 pm

CHSD 94 157 W Washington St, West Chicago, IL 60185 190220940160000

Selection Criteria: (Employer) Employees = All

Name	Position	Base Salary	FTE	Vacation	Sick	Bonuses	Annuities	Retirement	Other
				Days	Days			Enhancements	Benefits
Albright, Scott Edward	125-Head of Gen Ed (Depart chair admin endorsement held)	\$103,417.49	0.96	0	13	\$0.00	\$0.00	\$9,607.04	\$5,553.36
Arnold, Patricia M	200-Teacher	\$121,951.90	1.00	0	13	\$0.00	\$0.00	\$11,329.00	\$1,185.87
Atkian-Sanchez, Shannon A	200-Teacher	\$86,043.00	1.00	0	13	\$0.00	\$0.00	\$7,993.20	\$5,394.54
Balaskas, Alexandra A	200-Teacher	\$47,970.00	1.00	0	13	\$0.00	\$0.00	\$4,456.20	\$4,863.36
Balhan, Stephen Michael	125-Head of Gen Ed (Depart chair admin endorsement held)	\$92,000.00	1.00	0	13	\$0.00	\$0.00	\$8,546.39	\$15,743.04
Bauer, Brittney Allison	200-Teacher	\$64,793.00	1.00	0	13	\$0.00	\$0.00	\$6,019.00	\$16,707.51
Baxter, Allison R	203-English as a Second Language Teacher	\$91,964.00	1.00	0	13	\$0.00	\$0.00	\$9,323.40	\$18,988.62
Beal, Robert Gregory	200-Teacher	\$49,409.00	1.00	0	13	\$0.00	\$0.00	\$4,590.00	\$15,704.97
Befus, Lindsey J	200-Teacher	\$43,147.00	1.00	0	13	\$0.00	\$0.00	\$4,008.20	\$408.92
Begovich, Mark B	200-Teacher	\$84,795.00	1.00	0	13	\$0.00	\$0.00	\$7,877.20	\$5,732.85
Belding, Tyler W	250-Special Education Teacher	\$59,136.00	1.00	0	13	\$0.00	\$0.00	\$5,493.60	\$4,870.80
Blatchley, David A	107-General Administrator or General Supervisor	\$117,230.68	1.00	20	13	\$2,313.24	\$0.00	\$11,105.02	\$1,218.29
Blume, Nancy A	208-Career and Technical Educator (CTE)	\$104,699.00	1.00	0	13	\$0.00	\$0.00	\$9,726.20	\$5,776.53
Brown, Steven Michael	250-Special Education Teacher	\$51,281.00	1.00	0	13	\$0.00	\$0.00	\$4,763.80	\$18,922.38
Burchacki, Suzanne R	200-Teacher	\$71,512.00	1.00	0	13	\$0.00	\$0.00	\$6,643.20	\$18,963.42
Caltagirone, Nicholas	200-Teacher	\$79,901.00	1.00	0	13	\$0.00	\$0.00	\$7,422.60	\$18,975.06
Camerano, Christopher B	200-Teacher	\$61,973.00	1.00	0	13	\$0.00	\$0.00	\$6,537.40	\$15,698.25
Cheng, Moses	103-Principal	\$156,702.77	1.00	20	13	\$3,090.78	\$0.00	\$14,842.24	\$18,835.23
Chisholm, John S	200-Teacher	\$71,867.00	1.00	0	13	\$0.00	\$0.00	\$6,676.20	\$18,970.14
Cole, Gordon H	107-General Administrator or General Supervisor	\$128,663.00	1.00	20	13	\$2,507.80	\$0.00	\$0.00	\$17,231.04
Coleman, Chad M	250-Special Education Teacher	\$47,605.00	1.00	0	13	\$0.00	\$0.00	\$4,420.40	\$11,245.20
Contreras, Andrea	200-Teacher	\$54,118.00	1.00	0	13	\$0.00	\$0.00	\$5,027.40	\$4,776.48
Cortez, Helen	200-Teacher	\$84,150.00	1.00	0	13	\$0.00	\$0.00	\$7,817.20	\$18,986.22
Covella, Jordan Leigh	200-Teacher	\$45,110.00	1.00	0	13	\$0.00	\$0.00	\$4,190.60	\$4,181.55
Culbertson, Jennifer Elizabeth	200-Teacher	\$72,565.00	1.00	0	13	\$0.00	\$0.00	\$6,741.00	\$18,959.82
Culen, Jamie Lynn	200-Teacher	\$40,611.36	0.74	0	13	\$0.00	\$0.00	\$3,765.00	\$15,624.81
Damm, Courtney M	250-Special Education Teacher	\$90,545.15	1.00	0	13	\$0.00	\$0.00	\$5,064.20	\$15,715.53
Debs, Brigitte L	250-Special Education Teacher	\$63,218.00	1.00	0	13	\$0.00	\$0.00	\$5,872.80	\$18,871.98

Name	Position	Base Salary	FTE	Vacation	Sick	Bonuses	Annuities	Retirement	Other
				Days	Days			Enhancements	Benefits
Del Real, Antonio	124-Dean of Students Admin (admin endorsement held)	\$104,116.00	1.00	0	13	\$0.00	\$0.00	\$9,672.00	\$18,976.56
Deleon, Tara E	200-Teacher	\$66,251.00	1.00	0	13	\$0.00	\$0.00	\$6,154.60	\$18,953.82
Dobry, Patrice A	250-Special Education Teacher	\$104,471.03	1.00	0	13	\$0.00	\$0.00	\$9,705.00	\$19,004.94
Domeracki, Douglas P	100-District Superintendent	\$187,012.00	1.00	20	13	\$10,000.00	\$0.00	\$20,269.35	\$19,341.75
Dovich, Timothy Edward	250-Special Education Teacher	\$57,854.00	1.00	0	13	\$0.00	\$0.00	\$5,374.40	\$15,721.77
Dulkinys, Megan E	200-Teacher	\$65,769.00	1.00	0	13	\$0.00	\$0.00	\$6,109.80	\$5,964.30
Durbin, Donna L	208-Career and Technical Educator (CTE)	\$71,867.00	1.00	0	13	\$0.00	\$0.00	\$6,676.20	\$18,982.86
Egan, Leonard M	125-Head of Gen Ed (Depart chair admin endorsement held)	\$98,505.00	1.00	0	13	\$0.00	\$0.00	\$9,150.71	\$15,752.88
Etheridge, Kyle S	200-Teacher	\$47,970.00	1.00	0	13	\$0.00	\$0.00	\$4,456.20	\$4,865.52
Exner, David G	200-Teacher	\$115,664.00	1.00	0	13	\$0.00	\$0.00	\$10,744.80	\$19,052.70
Fantozzi, Brandon T	200-Teacher	\$79,319.00	1.00	0	13	\$0.00	\$0.00	\$7,368.40	\$18,978.78
Federici Dragosh, Anne Michelle	250-Special Education Teacher	\$55,336.00	1.00	0	13	\$0.00	\$0.00	\$5,140.60	\$1,089.87
Felfle, Roberta F	200-Teacher	\$56,581.00	1.00	0	13	\$0.00	\$0.00	\$5,256.20	\$5,683.41
Ferreiro, Brianne M	200-Teacher	\$62,906.00	1.00	0	13	\$0.00	\$0.00	\$6,624.20	\$1,087.95
Fikis, Candace J	200-Teacher	\$81,104.00	1.00	0	13	\$0.00	\$0.00	\$7,534.40	\$18,971.58
Fireman, Leslie A	200-Teacher	\$52,927.00	1.00	0	13	\$0.00	\$0.00	\$4,916.80	\$15,722.97
Freneau, Mary M	200-Teacher	\$55,336.00	1.00	0	13	\$0.00	\$0.00	\$5,140.60	\$15,724.17
Fulmer, Anna R	200-Teacher	\$57,854.00	1.00	0	13	\$0.00	\$0.00	\$5,374.40	\$10,663.71
Garcia, Jaime	200-Teacher	\$83,232.87	1.00	0	13	\$0.00	\$0.00	\$7,732.11	\$5,199.03
Gentile, Angela M	208-Career and Technical Educator (CTE)	\$47,970.00	1.00	0	13	\$0.00	\$0.00	\$4,846.40	\$4,849.44
Gill, Sarah Bellis	200-Teacher	\$77,009.00	1.00	0	13	\$0.00	\$0.00	\$7,153.80	\$18,990.30
Gimpert, Sean M	250-Special Education Teacher	\$56,996.00	1.00	0	13	\$0.00	\$0.00	\$5,294.80	\$15,710.97
Goebel, Heather Kristine	200-Teacher	\$71,512.00	1.00	0	13	\$0.00	\$0.00	\$6,643.20	\$18,961.02
Govertsen, Elizabeth A	200-Teacher	\$68,399.00	1.00	0	13	\$0.00	\$0.00	\$6,354.00	\$62.64
Haas, Margaret A	200-Teacher	\$81,699.00	1.00	0	13	\$0.00	\$0.00	\$7,589.60	\$11,376.30
HALPIN, KATHERINE M	200-Teacher	\$21,219.00	0.49	0	7	\$0.00	\$0.00	\$1,971.23	\$0.00
Hayes, Aaron C	200-Teacher	\$95,877.00	1.00	0	13	\$0.00	\$0.00	\$8,906.60	\$19,009.74
Hill, Zachary J	250-Special Education Teacher	\$54,118.00	1.00	0	13	\$0.00	\$0.00	\$5,027.40	\$10,660.35
Hollinger, Susan E	200-Teacher	\$77,009.00	1.00	0	13	\$0.00	\$0.00	\$7,153.80	\$8,071.86
Howard, Mary J	125-Head of Gen Ed (Depart chair admin endorsement held)	\$110,000.00	0.99	0	13	\$0.00	\$0.00	\$10,218.47	\$1,200.24
Igelman, Heather A	200-Teacher	\$55,336.00	1.00	0	13	\$0.00	\$0.00	\$5,140.60	\$5,054.19
Isacson, Kristen E	200-Teacher	\$91,045.00	1.00	0	13	\$0.00	\$0.00	\$8,457.80	\$11,909.64
Jacob, Kelsey N	200-Teacher	\$44,117.00	1.00	0	13	\$0.00	\$0.00	\$4,098.40	\$125.28
Jennings, David A	200-Teacher	\$68,399.00	1.00	0	13	\$0.00	\$0.00	\$6,354.00	\$18,979.98
Johnson, Kurt A	200-Teacher	\$69,938.00	1.00	0	13	\$0.00	\$0.00	\$6,497.00	\$5,183.91
Jones, Alison W	200-Teacher	\$45,110.00	1.00	0	13	\$0.00	\$0.00	\$4,190.60	\$80.64

Name	Position	Base Salary	FTE	Vacation	Sick	Bonuses	Annuities	Retirement	Other
				Days	Days			Enhancements	Benefits
Kempski, Nicholas G	200-Teacher	\$62,906.00	1.00	0	13	\$0.00	\$0.00	\$5,843.80	\$18,962.46
Kilgallen, Beverly J	200-Teacher	\$98,754.00	1.00	0	13	\$0.00	\$0.00	\$9,174.00	\$12,015.72
Komaniecki, Eva M	200-Teacher	\$72,036.00	1.00	0	13	\$0.00	\$0.00	\$7,082.00	\$18,956.46
Kordick, Emily M	200-Teacher	\$43,147.00	1.00	0	13	\$0.00	\$0.00	\$4,008.20	\$4,857.12
Kost, Richard F	200-Teacher	\$74,197.00	1.00	0	13	\$0.00	\$0.00	\$6,892.60	\$17,178.63
Kuehn, Laura W	200-Teacher	\$95,683.32	1.00	0	13	\$0.00	\$0.00	\$8,888.60	\$5,741.01
Lange, Veronica	121-Administrator in a Bilingual Education Program	\$92,654.00	1.00	20	13	\$0.00	\$0.00	\$8,607.11	\$10,379.04
Larson, Bradley K	200-Teacher	\$104,699.00	1.00	0	13	\$0.00	\$0.00	\$9,726.20	\$5,768.61
Lichy, Paul E	200-Teacher	\$54,008.00	1.00	0	13	\$0.00	\$0.00	\$5,017.20	\$18,939.18
Luedtke, Nicole L	200-Teacher	\$55,336.00	1.00	0	13	\$0.00	\$0.00	\$5,140.60	\$18,942.78
Lukas, Christopher W	200-Teacher	\$85,417.00	1.00	0	13	\$0.00	\$0.00	\$7,935.00	\$11,994.12
Marshall, Cheryl Marie	200-Teacher	\$61,197.00	1.00	0	13	\$0.00	\$0.00	\$5,685.00	\$15,692.01
Martino, Peter F	104-Assistant Principal	\$117,160.08	1.00	20	13	\$2,210.57	\$0.00	\$11,089.11	\$18,999.88
McCarter, Mary P	203-English as a Second Language Teacher	\$94,615.60	1.00	0	13	\$0.00	\$0.00	\$8,789.40	\$19,006.86
McCollum, Joseph M	200-Teacher	\$45,110.00	1.00	0	13	\$0.00	\$0.00	\$4,190.60	\$4,776.48
McKenna, Mitchell R	200-Teacher	\$71,867.00	1.00	0	13	\$0.00	\$0.00	\$6,676.20	\$16,711.11
McLeland, D Paul	200-Teacher	\$102,181.97	1.00	0	13	\$0.00	\$0.00	\$9,492.40	\$17,064.39
Melvin, Marianne L	200-Teacher	\$74,766.00	1.00	0	13	\$0.00	\$0.00	\$7,725.80	\$1,116.99
Monken, Ted S	200-Teacher	\$79,319.00	1.00	0	13	\$0.00	\$0.00	\$7,368.40	\$15,758.97
Montoya, Eduardo	200-Teacher	\$117,506.35	1.00	0	13	\$0.00	\$0.00	\$10,915.97	\$19,033.50
Moore, Cheryl Lynn	107-General Administrator or General Supervisor	\$114,582.00	1.00	20	13	\$0.00	\$0.00	\$10,644.24	\$15,807.84
Mullaney, Douglas J	107-General Administrator or General Supervisor	\$111,911.00	1.00	20	13	\$0.00	\$0.00	\$10,396.08	\$16,808.79
Murphy, Harry J	200-Teacher	\$81,401.12	1.00	0	13	\$0.00	\$0.00	\$7,561.86	\$18,971.34
Naik, Akta Kunal	200-Teacher	\$58,284.75	1.00	0	13	\$0.00	\$0.00	\$6,194.76	\$15,713.76
Nall, Thomas J	200-Teacher	\$47,970.00	1.00	0	13	\$0.00	\$0.00	\$4,456.20	\$15,624.81
Nelson, Brittany Blanchard	200-Teacher	\$57,854.00	1.00	0	13	\$0.00	\$0.00	\$5,374.40	\$18,935.34
Osborne, Nicole M	200-Teacher	\$68,399.00	1.00	0	13	\$0.00	\$0.00	\$6,354.00	\$5,711.97
Palka, Diana L	200-Teacher	\$68,261.00	1.00	0	13	\$0.00	\$0.00	\$6,341.20	\$18,956.46
Pampuch, Sandra J	151-Assistant Special Education Director	\$104,000.00	1.00	20	13	\$0.00	\$0.00	\$9,661.19	\$199.92
Parry, Nicholas R	125-Head of Gen Ed (Depart chair admin endorsement held)	\$80,000.00	1.00	0	13	\$0.00	\$0.00	\$7,434.23	\$18,895.92
Pater, David J	107-General Administrator or General Supervisor	\$97,979.00	1.00	20	13	\$0.00	\$0.00	\$9,101.76	\$16,758.96
Pater, Pamela V	200-Teacher	\$62,906.00	1.00	0	13	\$0.00	\$0.00	\$5,843.80	\$92.40
Pauli, Regina M	250-Special Education Teacher	\$65,769.00	1.00	0	13	\$0.00	\$0.00	\$6,109.80	\$5,676.93
Perez, Jared	200-Teacher	\$46,125.00	1.00	0	13	\$0.00	\$0.00	\$4,284.80	\$4,862.16
PETERSON, MARK J	250-Special Education Teacher	\$34,012.62	0.50	0	13	\$0.00	\$0.00	\$3,159.64	\$6,546.17
Peto, Lynn M	200-Teacher	\$84,150.00	1.00	0	13	\$0.00	\$0.00	\$7,817.20	\$18,982.62
Philips, James W	200-Teacher	\$59,609.00	1.00	0	13	\$0.00	\$0.00	\$5,537.40	\$16,693.33

Name	Position	Base Salary	FTE	Vacation	Sick	Bonuses	Annuities	Retirement	Other
				Days	Days			Enhancements	Benefits
Piha, Joshua J	250-Special Education Teacher	\$56,581.00	1.00	0	13	\$0.00	\$0.00	\$5,256.20	\$15,710.49
Plumb, Drew A	200-Teacher	\$50,721.00	0.99	0	13	\$0.00	\$0.00	\$4,763.80	\$88.08
Pollard, Laura A	250-Special Education Teacher	\$50,153.00	1.00	0	13	\$0.00	\$0.00	\$4,659.00	\$4,820.88
Poulterer, Mark B	203-English as a Second Language Teacher	\$79,319.00	1.00	0	13	\$0.00	\$0.00	\$8,148.80	\$18,960.93
RUSTMAN, JACK K	200-Teacher	\$45,441.00	1.00	0	13	\$0.00	\$0.00	\$4,221.40	\$15,625.02
Salazar, Anne Marie	200-Teacher	\$53,483.80	0.96	0	13	\$0.00	\$0.00	\$5,140.60	\$15,714.33
Salgado, Hector	200-Teacher	\$102,223.00	1.00	0	13	\$0.00	\$0.00	\$9,496.20	\$19,028.46
Sayner, David S	200-Teacher	\$122,334.61	1.00	0	0	\$0.00	\$0.00	\$11,364.40	\$19,041.66
Schoen Stevens, Kathryn R	200-Teacher	\$54,771.00	1.00	0	13	\$0.00	\$0.00	\$5,088.00	\$15,713.10
Schoenbeck, Krysta M	200-Teacher	\$68,238.00	1.00	0	13	\$0.00	\$0.00	\$6,339.00	\$18,957.66
Schomig, Lizbeth A	250-Special Education Teacher	\$78,742.00	1.00	0	13	\$0.00	\$0.00	\$7,314.80	\$18,976.38
Scott, Allister	104-Assistant Principal	\$106,722.00	1.00	20	13	\$0.00	\$0.00	\$10,107.39	\$16,777.68
Singer, Adam J	200-Teacher	\$47,970.00	1.00	0	13	\$0.00	\$0.00	\$4,456.20	\$4,831.44
Sladek, Christina M	200-Teacher	\$56,169.00	1.00	0	13	\$0.00	\$0.00	\$5,218.00	\$18,940.38
Slezak, Michelle Taylor	200-Teacher	\$45,110.00	1.00	0	13	\$0.00	\$0.00	\$4,190.60	\$4,858.56
Slobodecki, Amanda M	200-Teacher	\$81,699.00	1.00	0	13	\$0.00	\$0.00	\$7,589.60	\$7,931.39
Stadler, Nicole M	200-Teacher	\$50,521.00	1.00	0	13	\$0.00	\$0.00	\$4,693.20	\$11,212.32
Stewart, Lauren Bentel	200-Teacher	\$56,581.00	1.00	0	13	\$0.00	\$0.00	\$5,256.20	\$7,667.84
Stieglitz, Corrie E	200-Teacher	\$74,766.00	1.00	0	13	\$0.00	\$0.00	\$6,945.60	\$1,114.59
Sullivan, Katelyn M	250-Special Education Teacher	\$45,110.00	1.00	0	13	\$0.00	\$0.00	\$4,190.60	\$390.50
Tantachuco Espinoza, Alejandra P	200-Teacher	\$44,117.00	1.00	0	13	\$0.00	\$0.00	\$4,098.40	\$4,296.18
Thielberg, Catherine G	250-Special Education Teacher	\$124,861.53	1.00	0	13	\$0.00	\$0.00	\$11,599.20	\$5,778.45
Torres, Michele Diane	200-Teacher	\$109,091.00	1.00	0	13	\$0.00	\$0.00	\$10,134.20	\$19,029.66
Trowbridge, Emily R	203-English as a Second Language Teacher	\$43,147.00	1.00	0	13	\$0.00	\$0.00	\$4,008.20	\$4,852.08
Turnbaugh, Brian G	200-Teacher	\$77,009.00	1.00	0	13	\$0.00	\$0.00	\$7,153.80	\$18,973.74
Vences, Guadalupe	250-Special Education Teacher	\$54,008.00	1.00	0	13	\$0.00	\$0.00	\$5,017.20	\$16,684.23
Vokes, Charles H	200-Teacher	\$49,049.00	1.00	0	13	\$0.00	\$0.00	\$4,556.40	\$4,843.68
Vondrak, Kirsten M	200-Teacher	\$68,399.00	1.00	0	13	\$0.00	\$0.00	\$6,354.00	\$18,947.82
Walker, Jennifer M	250-Special Education Teacher	\$47,970.00	1.00	0	13	\$0.00	\$0.00	\$4,456.20	\$15,624.81
Walker, Vincent	200-Teacher	\$54,533.00	1.00	0	13	\$0.00	\$0.00	\$5,066.00	\$4,860.96
Wallace, James	200-Teacher	\$56,581.00	1.00	0	13	\$0.00	\$0.00	\$5,256.20	\$15,713.13
Walsh, Ashley	208-Career and Technical Educator (CTE)	\$46,975.33	0.90	0	13	\$0.00	\$0.00	\$4,307.00	\$15,718.17
Walters, Michelle L	200-Teacher	\$61,397.00	1.00	0	13	\$0.00	\$0.00	\$5,703.60	\$90.44
Welch, Danielle T	152-Special Education Director	\$106,166.65	0.95	20	13	\$0.00	\$0.00	\$9,862.44	\$16,197.12
Wessels, Nora R	200-Teacher	\$51,281.00	1.00	0	13	\$0.00	\$0.00	\$4,763.80	\$11,319.18
Wheeler, Brian H	250-Special Education Teacher	\$72,036.00	1.00	0	13	\$0.00	\$0.00	\$6,692.00	\$18,963.79
Willuweit, Lisa A	125-Head of Gen Ed (Depart chair admin endorsement held)	\$101,500.00	1.00	0	13	\$0.00	\$0.00	\$9,428.88	\$393.84

Name	Position	Base Salary	FTE	Vacation	Sick	Bonuses	Annuities	Retirement	Other
				Days	Days			Enhancements	Benefits
Wilson, Sandra L	200-Teacher	\$96,589.00	1.00	0	13	\$0.00	\$0.00	\$8,972.80	\$16,758.63
Windt, Jenna	124-Dean of Students Admin (admin endorsement held)	\$80,035.00	1.00	0	13	\$0.00	\$0.00	\$7,435.00	\$4,899.84
Wirkus, Kelsey M	200-Teacher	\$57,854.00	1.00	0	13	\$0.00	\$0.00	\$5,374.40	\$4,884.48
Wirth, Maria C	208-Career and Technical Educator (CTE)	\$89,959.00	1.00	0	13	\$0.00	\$0.00	\$8,747.00	\$18,974.46
Wojciechowski, Alexandra M	200-Teacher	\$55,336.00	1.00	0	13	\$0.00	\$0.00	\$5,140.60	\$4,806.76
Wolfe, Marc C	125-Head of Gen Ed (Depart chair admin endorsement held)	\$97,693.00	1.00	0	13	\$0.00	\$0.00	\$9,075.34	\$16,141.92
Zaputil, Conor	200-Teacher	\$43,147.00	1.00	0	13	\$0.00	\$0.00	\$4,008.20	\$1,008.59
Zeman, Joseph D	200-Teacher	\$44,117.00	1.00	0	13	\$0.00	\$0.00	\$4,098.40	\$15,689.37
Totals									
Distinct Employee Count: 146		Distinct Positions Count: 146		Total Positions Count: 146		Vacation Days: 240		Sick Days: 1879	
Base Salary: \$10,695,456.83		Bonuses: \$20,122.39		Annuities: \$0.00		Retirement Enhancements: \$991,426.56		Other Benefits: \$1,737,017.90	

Community High School District 94

**District Administrative Center
157 W. Washington Street
Communications Committee Meeting
August 20, 2019
6:00 PM**

Agenda

Committee Members:

Bob Brown, Board Member
Lynn Casey-Maher, Board Secretary
Lauren Scanlan, Board Vice President
Renee Yackey, Board President
Moses Cheng, Superintendent

1. Roll Call
2. Public Comment
3. Review and Discussion of Memorials at the School
4. Adjournment

**COMMUNITY HIGH SCHOOL
DISTRICT 94
West Chicago, Illinois**

Minutes of the COMMUNICATIONS COMMITTEE meeting held on August 20, 2019 at the District Administrative Center, 157 W. Washington Street, West Chicago, Illinois from 6:01 p.m. to 6:29 p.m.

1. **Roll Call:** The meeting was called to order at 6:01 p.m.

Committee Members:

Bob Brown, Lynn Casey-Maher, Lauren Scanlan, Renee Yackey, Dr. Moses Cheng

Committee Members Present:

Bob Brown, Lynn Casey-Maher, Lauren Scanlan, Dr. Moses Cheng

Committee Members Absent:

Renee Yackey

Others Present:

Gary Saake, Becky Koltz, District 94 Coordinator of Communications and Community Relations

2. **Public Comment**

There was no public comment.

3. **Review and Discussion of Memorials at the School**

Members discussed issues/challenges with memorials at the school since a school cannot guarantee the maintenance, upkeep, and preservation of the memorial, especially if facility changes need to be made. Concerns were also expressed about the appropriateness of memorials at the school and options of a scholarship fund were discussed as a possible alternative to memorials. It was suggested to create an inventory of memorials and class gifts.

There is currently no policy on memorials in PRESS policy. As this is a policy issue, it should go to the Policy Committee.

4. **Adjournment**

The meeting adjourned at 6:29 p.m.

Community High School District 94

**District Administrative Center
157 W. Washington Street
Finance Committee Meeting
August 29, 2019
7:30 AM**

Agenda

Committee Members:

Renee Yackey, Board President
Gary Saake, Board Member
Dean Klapatch, Board Member
Moses Cheng, Superintendent
Dan Oberg, Director of Business Services

1. Roll Call
2. Public Comment
3. FY20 Tentative Budget
4. Fines and Fees
5. Adjournment

**Finance Committee Meeting
August 29, 2019
157 W. Washington Street
District Administrative Center**

Minutes of the Finance Committee meeting held on August 29, 2019 at the District Administrative Center of Community High School District 94 from 7:31 a.m. to 8:31 a.m.

Call to Order: The meeting was called to order at 7:31 a.m.

1. Roll Call: Finance Committee Members Present: Ms. Renee Yackey, Mr. Gary Saake, Mr. Dean Klapatch, Dr. Moses Cheng, Mr. Daniel Oberg
Finance Committee Members Absent: None
Others present: Diane Masschelin (Recording Secretary)

2. Public Comment: There was no public comment.

3. FY20 Tentative Budget: The meeting opened with a review of the FY20 Tentative Budget. Mr. Saake pointed out an area of his concern with regards to anticipated revenue. Mr. Saake stated that the anticipated revenues seemed high, specific to the tax levy extensions. In review of the anticipated revenues, Mr. Oberg explained the basis to support the detail.

Dr. Cheng wanted to make sure that the purpose of the meeting was not to review every number, but to make sure that there was confidence in the proposed budget. The Committee talked through the tax revenue numbers, then after the discussion, Mr. Saake stated that he felt comfortable with the numbers.

Mr. Oberg walked through the rest of the revenue numbers with the Committee and explained the details behind some of the entries. Investments is an area that Mr. Oberg identified and that with falling rates of return, he indicated that he would keep a close eye on them throughout the year to make sure that the numbers remain in line. Mr. Saake mentioned that he thought that the \$500,000 in expected revenue for Capital Projects Fund interest was high; however, Mr. Oberg stated that the balance still remains quite high in the Capital Projects Fund, and that he will keep a close eye on it. He also stated that some of the revenue entries are projected amounts that were averaged over the last three years.

A discussion was held regarding the anticipated increase in capital outlay when compared to the actual spend in Fiscal Year 2019 in the Operating Funds. Mr. Oberg explained that the increase is attributed to the purchasing of new furniture for the LRC and the cafeteria.

Dr. Cheng brought up to the Committee the promise to the community that the District would address the track surface, field turf, and tennis courts as noted in the

referendum. Mr. Oberg explained that it was expected for the second story addition to consume most of the referendum dollars, and the plan was to include the track, turf and tennis courts in the budget this fiscal year and utilize other funding to make good on those promises.

The Committee reviewed several of the other revenue line items including the Chromebook revenue line. Mr. Oberg explained that federal revenue had increased and noted the addition of a new grant, adding \$40,000 in revenue for that line item. Mr. Oberg said that he will implement some budgeting controls to help keep us on track with expenditures and make sure that we spend all the funds that are allocated to us.

Dr. Cheng mentioned that at the Public Hearing in September changes from the tentative budget, including the Chromebook Insurance revenue line, will be reflected in the Budget to be adopted.

Mr. Saake mentioned that we should look at changing the fund from which Mr. Cole's salary is being drawn from; however, Mr. Oberg felt for historical purposes, it should remain where it is, and be paid out of the referendum dollars. Mr. Saake felt comfortable with that.

Mr. Oberg stated that \$500,000 of the Evidenced Based Funding dollars has been allocated to the Capital Projects Fund to ensure enough funds have been allocated for the turf, tennis courts and track. Dr. Cheng reiterated that the point of the referendum project is for the students, but also wanted to make good on the promise that was made. There were further discussions on the contingencies and the referendum project, mentioning that the numbers are still unknown.

4. Fines and Fees: Dr. Cheng said that Mr. Saake was looking at the Website Dashboard, and noticed an error on the slide presentation of collected fee/fines. The slide has been corrected, but the data still remains at an unusually high level for uncollected fees. It was mentioned that in 17/18 School Year, the State has changed the rules regarding withholding diplomas, no longer allowing it. It was also noted that there were fines and fees that we were expected to collect, and now these fees are now being waived. The Committee felt that further discussion is needed to address the situation.

5. Adjournment: Mr. Saake moved to adjourn, Ms. Yackey seconded the motion. The meeting was adjourned by unanimous voice vote at 8:31 a.m.

REGULAR BOARD OF EDUCATION MEETING
COMMUNITY HIGH SCHOOL DISTRICT 94
August 20, 2019, 7:00 PM
DISTRICT ADMINISTRATIVE CENTER
157 W. Washington Street
West Chicago, IL 60185

OPENING ACTIVITIES

1. Call to Order at 7:00 p.m.
2. Dean Klapatch led the Board and meeting attendees in the Pledge of Allegiance.
3. Lynn Casey-Maher read the Mission Statement:
“Community High School strives to promote and provide growth experiences in Learning, Leadership and Living.”
4. Roll Call – Present were: Ms. Yackey, Mr. Brown, Ms. Casey-Maher, Mr. Klapatch, Mr. Nagel, Mr. Saake and Ms. Scanlan
Absent – None
Also in attendance: Dr. Cheng, Ms. Moore, Mr. Oberg, Dr. Dwyer and Ms. Glunt
5. Additions to the agenda:
None

PUBLIC PARTICIPATION:

There was no public participation.

ADMINISTRATIVE REPORTS AND INFORMATION:

1. Superintendent’s Report:
Dr. Cheng reported the following:
 - There had been one FOIA request.
 - The start of the school year was very smooth thanks to the flexibility of teachers and support staff and the hard work of the custodians and maintenance staff as well as Gordon Cole and Pepper Construction.
 - The sixth day count this year is 2046.
 - Alfonso Rivera, third shift custodian, was nominated and has received the highest distinction award through a prestigious recognition program that the Illinois State Board of Education offers. The program is called “Those Who Excel” and is the same program by which the state recognizes the Teacher of the Year. Mr. Rivera will be recognized at an awards banquet in Bloomington/Normal on Saturday, October 19, 2019.
2. Director of Human Resources Report:
Ms. Moore reported the following:
 - The school is fully staffed with the exception of one program assistant and one custodian.
 - Ms. Moore attended Title IX training through Franczek law firm.
 - Ms. Moore is ensuring that the District is compliant with Human Resources related legal requirements.
3. Principal’s Report:
Dr. Dwyer reported the following:

- It was a good start of the school year. Staff were welcomed back on August 9th. During the opening Institute presentation, Dr. Dwyer shared areas of focus as a school, building relationships with students and classroom learning and also engineering opportunities as careers and education changes.
 - Students were welcomed back on August 13th. After an all-school assembly, the day concluded with WeGo In With Pride, which is an orientation for freshman students.
 - All logistics are running well. Despite construction, bus drop-off and pick-up has been exceptional. Dr. Dwyer also commended Pepper Construction, Gordon Cole and the custodial and maintenance staff for their efforts.
 - Athletics is off to a great start with over 400 students coming out for Fall sports. The Boys' Golf Team placed second at the Leyden Invitational. Ty Walsh won the Invitational with a score of 73.
 - Wildcat Night and Corn Boil will be held on Friday.
4. Director of Business Services Report:
Mr. Oberg reported the following:
- Over the last five weeks he has met with Division Heads, staff and vendors to begin building relationships. He has begun making plans to improve the student experience and the financials of the district.
 - The People Transportation Claim and the Site-Based Expenditure Report have been submitted.
 - He met with both our food service and transportation vendors to discuss the start of the school year.
 - Auditors were on-site the last week of July and first week of August. They will attend and report at the October 15th Board meeting.
 - Mr. Oberg stated he has been busy preparing the budget; he has appreciated the warm welcome he has received.
 - Mr. Oberg gave a presentation of the tentative 2019-20 Budget. It was noted that a Finance Committee meeting needed to be held for further vetting of the proposed budget prior to the September 17th Public Hearing where the budget will be presented.
5. Committee and Representative Reports:
There were no reports.
6. Future Dates:
- a. Board Retreat – August 29, 2019
 - b. Regular Board of Education Meeting – September 17, 2019
 - c. Regular Board of Education Meeting – October 15, 2019
7. Open Comment – Board Members
There was no comment.
8. Future Issues:
There were no future issues.

CONSENT AGENDA (Roll Call)

Action items considered routine and/or which have been previously discussed by the Board will be enacted under one roll call motion unless removed for separate action upon Board request. They are enumerated under the heading “Recommended Action”.

1. Items Removed from Consent Agenda for Separate Action:

Minutes of the August 14, 2019 Special Board of Education Meeting

2. Consent Agenda Action for All Items Except those Listed in 1. Above.

MOTION: That the Board approve all items on the Consent Agenda which have not been specifically removed for separate action as shown on line 1. immediately above.

MOTION: Mr. Saake

SECOND: Ms. Casey-Maher

VOTE: Unanimous Approval on Roll Call Vote 7 - 0

CONSENT AGENDA ITEMS:

1. **Approval of Minutes**

a. Regular Board of Education Meeting – July 16, 2019

b. Closed Session Board of Education Meeting – July 16, 2019

MOTION: That the Board of Education approve the minutes of the July 16, 2019 Board of Education meeting.

2. **Approval of Financials**

a. Approve Current Expenditures

b. Imprest Fund Statement

c. Treasurer’s Report

d. Statement of Position/Financial Report

e. Statement of Revenue/Expenditures YTD Ending July 31, 2019

f. 3-Year Budget/Actual Report

g. Grant Reports

h. Petty Cash Fund Report

i. Student Activity Account Fund Balance

j. New Vendors Monthly Report

k. Quarterly Financial Reports

l. Referendum Revenue & Expenditure Report

m. Board Expenses

MOTION: That the Board of Education approve the expenditures from July 11 to August 14, 2019 and accept the financial reports.

ITEMS REMOVED FROM THE CONSENT AGENDA:

1. **Approval of Minutes**

a. Special Board of Education Meeting – August 14, 2019

MOTION: Mr. Saake

SECOND: Ms. Casey-Maher

VOTE: Ayes: Casey-Maher, Klapatch, Nagel, Saake, Yackey

Nays: None

Abstain: Brown, Scanlan

5 – 0; 2 Abstain

OLD BUSINESS:

There was no old business.

NEW BUSINESS:

1. **Personnel Report**

The Personnel Report consisted of:

The employment of the following people effective August 9, 2019:

- Isabel Doremus, Program Assistant/Special Education Division
- Jessica Herrera, Program Assistant/Special Education Division
- Paige Mishevich, Program Assistant/Special Education Division
- Ian Smith, Teacher/Physical Development Division

The employment of the following people:

- Dragoljub Gudovic, Program Assistant/Student Services & Special Education Division, effective August 26, 2019
- Anne-Laure Champetier de Ribes-Justeau, Teacher/World Languages Division, effective November 22, 2019

The separation of employment of the following people:

- Gabriela Aguilar, Program Assistant/Special Education Division, effective August 1, 2019
- Richard Mlot, Program Assistant/Special Education Division, effective August 1, 2019
- Peter Conrad, Deans' Assistant/Deans Office, effective August 23, 2019
- Jack Rustman, Teacher/Physical Development Division, effective May 29, 2019

Leaves of absence for the following people:

- Regina Pauli, Teacher/Special Education Division, effective October 31 – December 20, 2019
- Katie Shoen Stevens, Teacher/World Languages Division, effective November 22, 2019 – May 22, 2020

The employment of the following Coaches/Sponsors:

- Tyler Belding, Head Football Coach, effective August 12, 2019
- Brigitte Debs, Head Sponsor of National Honor Society, effective August 9, 2019
- Drew Dresden, Assistant Girls' Tennis Coach, effective August 12, 2019
- Kellen Klapatch, Assistant Boys' Cross Country Coach, effective August 12, 2019
- Lisa Licari, Assistant Girls' Swimming Coach, effective August 12, 2019
- Troy Murray, Head Boys' Swimming Coach, effective November 25, 2019
- Michael Phillips, Assistant Girls' Basketball Coach, effective November 4, 2019
- Ian Smith, Assistant Football Coach, Effective August 12, 2019
- Ian Smith, Assistant Girls' Track & Field Coach, effective August 20, 2020

The separation of employment of the following Coaches/Sponsors:

- Jack Rustman, Assistant Boys' Track & Field Coach, effective July 18, 2019
- Jack Rustman, Head Football Coach, effective July 18, 2019
- Michael Savegnago, Assistant Girls' Track & Field Coach, effective July 16, 2019
- Jeanine Skudlarek, Assistant Girls' Softball Coach, effective August 9, 2019

Approve the following increase in Certified and Support Staff FTE:

- Special Education Teacher – assign to ISS
- Program Assistant - Bilingual

MOTION: That the Board of Education approve the Personnel Report.

MOTION: Mr. Saake
SECOND: Ms. Casey-Maher
VOTE: Unanimous Approval on Roll Call Vote 7 – 0

2. **Separation of Employment:**

MOTION: That the Board of Education accept the following resignations:
Gabriela Aguilar, Program Assistant/Special Education Division, effective August 1, 2019
Jack Rustman, Teacher/Physical Development Division, effective May 29, 2019
Richard Mlot, Program Assistant/Special Education Division, effective August 1, 2019
Peter Conrad, Deans' Assistant/Deans Office, effective August 23, 2019

MOTION: Ms. Casey-Maher
SECOND: Ms. Scanlan
VOTE: Unanimous Approval on Roll Call Vote 7 – 0

3. **Student Parking Fees:**

Parking has been significantly impacted by the ongoing construction at the school. Contractors have reserved over 80 spaces to accommodate materials and equipment for staging. Additionally, there will be over 50 contractors arriving at the school throughout the year for construction. In order to accommodate parking needs, lots previously reserved for paid permit parking for students have been opened to contractors and overflow visitors. As such, enforcement of paid permit parking for students will be difficult to manage consistently. The Administration will monitor parking during construction process. Once construction has been completed and the district office has moved back to the school building, the Administration will review the parking situation and reinstate fees if appropriate.

MOTION: That the Board of Education suspend the student parking fee with the Administration reinstating such fee when construction is completed if appropriate.

MOTION: Mr. Saake
SECOND: Mr. Brown

DISCUSSION: Board members discussed the availability for student parking at the Kerr-McGee and Geneva Street parking lots during this time of construction at the high school. It was noted that there is ample parking for students at these lots and that maintenance will need to be done on the Kerr-McGee parking lot. Revenue from student parking fees is between \$20,000 and \$30,000 per year. It was noted by Administration that, without students parking at the school, bus and parent pickup and drop-off are remarkably better than in previous years. Board members agreed that, once construction is completed, further discussion is needed regarding student parking at the school and fees. The motion was amended as below:

MOTION: That the Board of Education suspend the student parking fee for the 2019-20 school year.
VOTE: Unanimous Approval on Roll Call Vote 7 – 0

4. **Cambridge Educational Services:**

The PSAT8 is given to all incoming Freshman, currently 8th graders, in the Fall. The test is used in the process of academic placement and gives an academic baseline for our students.

MOTION: That the Board of Education approve the renewal of Cambridge Educational services.

MOTION: Ms. Casey-Maher
SECOND: Ms. Scanlan
VOTE: Unanimous Approval on Roll Call Vote 7 – 0

5. **Hudl:**

Hudl is the primary mode of video sharing in the conference between coaches and scouts. The West Chicago Athletic Department has been utilizing Hudl for the past 8+ years for football, boys basketball, girls basketball, boys soccer and wrestling. Moving forward, the Hudl Athletic Director package combines the multiple invoices we used to receive into one and allows for a wide array of sports to join and begin to use the tools that were only available to those specific sports before.

MOTION: That the Board of Education approve the renewal of the Hudl contract.
MOTION: Ms. Casey-Maher
SECOND: Ms. Scanlan
VOTE: Unanimous Approval on Roll Call Vote 7 – 0

6. **Student Travel: Softball Spring Break to Orlando, Florida:**

In compliance with Policy 6:240 – Field Trips and Recreational Class Trips – the proposed trip for the Softball Team qualifies as Optional Student Travel. The Softball Team is requesting a trip to Orlando, Florida, which is beyond a 250 mile radius of West Chicago Community High School.

MOTION: That the Board of Education approve Optional Student Travel for the Softball Team to Orlando, Florida, from March 29 to April 3, 2020.
MOTION: Mr. Saake
SECOND: Ms. Casey-Maher
VOTE: Unanimous Approval on Roll Call Vote 7 – 0

7. **Intergovernmental Agreement – West Chicago – Batavia – Geneva Swim Co-op:**

The Swim Co-op with Batavia and Geneva was approved previously. This addendum extends the agreement for the 2019-20 school year.

MOTION: That the Board of Education approve the addendum to the Intergovernmental Agreement Swim Co-op.
MOTION: Ms. Casey-Maher
SECOND: Ms. Scanlan
VOTE: Unanimous Approval on Roll Call Vote 7 – 0

8. **Insurance MOU with WCHSTA and WCHSSSA:**

The Administration and both Associations have discussed changes to the health insurance plans as outlined in the attached MOUs. The MOUs require both Association and Board approval.

MOTION: That the Board of Education approve the insurance MOU with the WCHSTA and WCHSSSA.
MOTION: Mr. Brown
SECOND: Mr. Saake
VOTE: Unanimous Approval on Roll Call Vote 7 – 0

EXECUTIVE SESSION:

There was no Executive Session.

ADJOURNMENT

MOTION: That the Board of Education meeting be adjourned at 8:09 p.m.
MOTION: Mr. Saake
SECOND: Ms. Scanlan
VOTE: Unanimous Approval on Voice Vote 7 – 0

ATTEST:

Renee Yackey, President

Lynn Casey-Maher, Secretary

DRAFT

**SPECIAL BOARD OF EDUCATION MEETING
COMMUNITY HIGH SCHOOL DISTRICT 94
August 29, 2019, 7:00 PM
DISTRICT ADMINISTRATIVE CENTER
157 W. Washington Street
West Chicago, IL 60185**

OPENING ACTIVITIES

1. Call to Order at 6:32 p.m.
2. Bob Brown led the Board and meeting attendees in the Pledge of Allegiance.
3. Lynn Casey-Maher read the Mission Statement:
“Community High School strives to promote and provide growth experiences in Learning, Leadership and Living.”
4. Roll Call – Present were: Ms. Yackey, Mr. Brown, Ms. Casey-Maher, Mr. Klapatch, Mr. Nagel, Mr. Saake and Ms. Scanlan
Absent – None
Also in attendance: Dr. Molinare, Director of Field Services at the Illinois Association of School Boards, Dr. Cheng and Ms. Glunt

PUBLIC PARTICIPATION:

There was no public participation.

Ms. Glunt left the meeting at 6:34 p.m.

EXECUTIVE SESSION:

The Board of Education moved to Executive Session for the purposes of Board self-evaluation and the appointment, compensation, discipline, performance or dismissal of specific employees.

RETURN TO OPEN SESSION:

The Board of Education returned to Open Session at 7:44 p.m.

BOARD DISCUSSION ITEMS:

1. **Board Committee reorganization, assignments and expectations:**
Dr. Cheng reviewed the current structure of 6 committees and provided a summary of the strengths and challenges with the manner in which they are operating. Dr. Cheng provided a proposal to reduce the number of committees from 6 to 3 – Finance, Policy, and Monitoring and Planning. Board members discussed a Committee of the Whole and a hybrid of committee/whole board structure as other possible options. Board members discussed the pros and cons of committees and Committee of the Whole. Committees allow for greater in depth discussion while keeping overall meeting times to a reasonable limit since topics are specific to committee purposes and are fewer in number. However, the difficulty is not having all Board members present to engage in the conversation. A Committee of the Whole allows for all board members to engage in the conversation at the same time; however, it creates significantly longer meetings and less productivity in discussion of items. There was consensus to move forward with the new structure of 3 committees – Finance, Policy, and Monitoring and Planning, and to give attention to providing a substantive summary of meeting minutes during Board meetings.

2. **Procedures for adoption of new PRESS policies:**

IASB will be sending out new/updated PRESS policies based upon changes in legislation. Updates will be received quarterly. To adopt these new policies, Board members agreed to convene a Policy committee to review through new policies as they are received. Upon review, they will be placed under Consent Agenda at the next Board meeting for 1st reading. Policies will then be placed under Consent Agenda at the subsequent Board meeting for approval at 2nd reading.

3. **Board of Education – agenda modifications:**

Dr. Cheng proposed moving HR personnel reports and contract approvals to Consent Agenda to make Board meetings more efficient. Separation of employment would still be addressed under New Items as an action item. There was consensus to move forward with the changes to the agenda and to consider raising the contract threshold of \$5000 at a future Finance Committee meeting.

4. **Mission Statement discussion and review:**

Dr. Cheng indicated that there would be a review by the administration of the mission statement and its meaning since the original statement was created in the 90's. Discussion of the mission statement implications would also be shared with the Board in the future.

ADJOURNMENT:

MOTION: That the Board of Education meeting be adjourned at 9:28 p.m.
MOTION: Mr. Saake
SECOND: Ms. Casey-Maher
VOTE: Unanimous Approval on Voice Vote 7 - 0

ATTEST:

Renee Yackey, President

Lynn Casey-Maher, Secretary

Check Number	Vendor Name	Check Date	Invoice Description	Invoice Amount	Check Amount
1632307	8 to 18 Media Inc	09/17/2019	8to18 Yearly Subscription	600.00	600.00
1632308	Acer Service Corporat	09/17/2019	Parts for Acer R751T Chromebooks	1,052.48	1,712.31
			Misc Parts for Acer R751T Chromebooks	659.83	
1632309	ALL-DISPOSAL & RECYCL	09/17/2019	8/15/19 DUMPSTER 9/4/19 15-YARD ROLL-OFF	325.00 325.00	650.00
1632310	Amalgamated Bank Of C	09/17/2019	9/1/19-8/31/20 ADMINISTRATIVE FEE; TRUST #1856589003	475.00	475.00
1632311	Vendor Continued Void	09/17/2019			0.00
1632312	Vendor Continued Void	09/17/2019			0.00
1632313	Amazon.Com	09/17/2019	MISC HARDWARE SUPPLIES	1.80	4,817.71
			Misc Science classroom teaching supplies	378.44	
			Misc Instructional Supplies - Center Program	567.05	
			Science Classroom Supplies for Essentials of Bio, Bio, Honors Bio	1,640.53	
			wall mount service sink faucet; District	147.53	

Check Number	Vendor Name	Check Date	Invoice Description	Invoice Amount	Check Amount
			office		
			SUMMER SCHOOL	78.79	
			CLASSROOM		
			SUPPLIES		
			USB C power	1,889.30	
			adapters for		
			chromebook		
			loaners		
			COMPUTER MEMORY	-1,682.83	
			RETURN CREDIT		
			Replacement	264.95	
			networking		
			equipment damaged		
			by water leak in		
			IDF 2.		
			Tech department	62.32	
			supplies (DVDR,		
			Utility Knives,		
			Cable Ties)		
			Science classroom	38.50	
			teaching		
			supplies; see		
			attached cart		
			MISC AUDITORIUM	123.62	
			SUPPLIES		
			ATI Supplies	204.97	
			07/30/2019		
			Misc	195.09	
			Instructional		
			Supplies - Center		
			Program		
			Replacement	239.85	
			networking		

Check Number	Vendor Name	Check Date	Invoice Description	Invoice Amount	Check Amount
			equipment damaged by water leak in IDF 2.		
			ATI Supplies	22.97	
			07/30/2019		
			MISC HARDWARE	231.88	
			SUPPLIES		
			Laptop dock and speakers for Superintendent	283.98	
			SUMMER SCHOOL	2.99	
			CLASSROOM		
			SUPPLIES		
			MISC SUPPLIES	125.98	
1632314	AMERICAN TAXI	09/17/2019	AUGUST 2019	1,050.00	1,050.00
			TRANSPORTATION; 1 STUDENT; FY2019 GRANT		
1632315	ANDERSON PEST SOLUTIO	09/17/2019	SEPTEMBER 2019	93.66	93.66
			PREVENTIVE SVCS		
1632316	Apple Inc	09/17/2019	Replacement computers for music midi lab and video production classes.	18,224.00	18,224.00
1632317	At&t	09/17/2019	8/16/19-9/15/19	104.30	2,683.03
			FIRE PANEL		
			8/16/19-9/15/19	749.24	
			PHONE SVCS		
			7/28/19-8/27/19	612.20	
			DUCOMM SVCS		
			8/28/19-9/27/19	612.20	

Check Number	Vendor Name	Check Date	Invoice Description	Invoice Amount	Check Amount
			DUCOMM SVCS 8/10/19-9/9/19	605.09	
1632318	At&t Long Distance	09/17/2019	INTERNET SVC JULY 2019 LONG DISTANCE	55.33	55.33
1632319	B&H EDUCATIONAL SALES	09/17/2019	NEC PROJECTOR LAMP	206.06	206.06
1632320	Baker Tilly Virchow K	09/17/2019	2019 AUDIT PROGRESS BILLING	20,000.00	20,000.00
1632321	BAND SHOPPE (THE)	09/17/2019	Marching Band Supplies	1,216.80	1,216.80
1632322	Bartlett High School	09/17/2019	G var swim invite Lady Saberhawk invt 10/5/19	175.00	175.00
1632323	BEGOVICH, MARK	09/17/2019	DRAMA PROPS AND COSTUMES	99.03	99.03
1632324	Blue Whale Sewer & Dr	09/17/2019	PLUMBING SERVICES	760.00	760.00
1632325	BSN SPORTS	09/17/2019	PE T-Shirts for the 2019-2020 School Year	6,652.20	29,329.73
			Football Uniforms	18,219.32	
			Boys and Girls Volleyballs	4,146.22	
			Replacement of Broken Down Marker	311.99	
1632326	CAMBRIDGE EDUCATIONAL	09/17/2019	D94 PSAT Test Quote Test	6,402.09	6,402.09
1632327	Canon Financial Servi	09/17/2019	Canon N-1 staples Canon P-1 staples	3,840.00	3,840.00
1632328	Carolina Biological S	09/17/2019	Science --NGSS Digital Lab Resource: 1 for	449.40	581.93

Check Number	Vendor Name	Check Date	Invoice Description	Invoice Amount	Check Amount
1632329	Cdwg	09/17/2019	Biology, 1 for Chemistry and 1 for Physics Teacher Resource. AP Biology Lab EPSON POWERLITE PROJECTOR EPSON POWERLITE PROJECTOR Projectors for 2 finished classrooms Headphones for use in Study Skills Projector mounts for new Short throw projectors. Replacement projectors	132.53 649.00 1,099.00 2,300.99 1,520.00 222.99 2,210.99	8,002.97
1632330	Central High School	09/17/2019	G volleyball frosh invite 10/12/19	250.00	250.00
1632331	CERTIFIED BALANCE & S	09/17/2019	WRESTLING SCALE CLEANING AND CALIBRATION	266.00	266.00
1632332	Certiport	09/17/2019	Certiport Site License for TSI/Computer Applications classes	5,980.00	5,980.00
1632333	City Of West Chicago	09/17/2019	MAY 2019 FUEL USAGE; DRIVERS ED	391.18	2,695.67

Check Number	Vendor Name	Check Date	Invoice Description	Invoice Amount	Check Amount
			MAY 2019 FUEL USAGE; O&M	780.53	
			JUNE 2019-JULY 2019 FUEL USAGE; DRIVERS ED	611.03	
			JUNE 2019-JULY 2019 FUEL USAGE; O&M	912.93	
1632334	City Of West Chicago	09/17/2019	6/4/19-8/4/19 WATER; DISTRICT OFFICE	273.36	273.36
1632335	Comed	09/17/2019	7/15/19-8/13/19 ELECTRICITY; KERR-MCGEE	10.33	710.64
			7/15/19-8/13/19 ELECTRICITY; DISTRICT OFFICE	700.31	
1632336	Community Therapy Cor	09/17/2019	AUGUST 2019 SPEECH THERAPY SERVICES	5,021.50	5,021.50
1632337	Constellation Newener	09/17/2019	JULY 2019 NATURAL GAS	7,517.19	7,517.19
1632338	Constellation New Ene	09/17/2019	7/16/19-8/14/19 ELECTRIC; ACCT #910032	51,228.87	51,228.87
1632339	Covello, Anna Marie	09/17/2019	CUSTODIAL/MAINTENA NCE STAFF UNIFORMS	1,265.00	1,435.00
			MAINTENANCE UNIFORMS	170.00	
1632340	CPC Inc	09/17/2019	SEPTEMBER 2019 FACILITY TREE SW	175.00	175.00
1632341	Custom Solutions	09/17/2019	STUDENT IEP AND	3,389.94	3,389.94

Check Number	Vendor Name	Check Date	Invoice Description	Invoice Amount	Check Amount
1632342	Debbie De Iorio-Piano	09/17/2019	EVALUATION Fall Semester Piano Tuning	190.00	190.00
1632343	DLA Architects, Ltd.	09/17/2019	AUGUST 2019; 2019/2020 ADDITION & REMODELING	46,800.00	46,800.00
1632344	DRAMATISTS PLAY SERVI	09/17/2019	Royalties for "The Curious Incident of the Dog in the Night-Time"	360.00	360.00
1632345	Dundee-Crown High Sch	09/17/2019	B golf Var invt 9/21/19 G vol soph invite 9/28/19	310.00 250.00	560.00
1632346	DuPage-Kane Wildlife	09/17/2019	SKUNK REMOVAL	200.00	200.00
1632347	Earth Care Inc	09/17/2019	BASEBALL FIELD WEED CONTROL	400.00	400.00
1632348	Egan, Len	09/17/2019	AVID ADL 3 TRAINING TRANSPORTATION	333.96	333.96
1632349	ELGIN HIGH SCHOOL	09/17/2019	REIMBURSEMENT FOR WILDCAT OPEN GOLF TOURNAMENT; UNABLE TO ATTEND	258.00	258.00
1632350	Engler Callaway Baast	09/17/2019	JULY 2019 LEGAL SVCS AUGUST 2019 LEGAL FEES	207.00 1,656.00	1,863.00
1632351	Entertainment Concept	09/17/2019	HOMECOMING FESTIVITIES; MOVIE SCREEN	1,450.00	1,450.00

Check Number	Vendor Name	Check Date	Invoice Description	Invoice Amount	Check Amount
1632352	Flinn Scientific	09/17/2019	RENTAL chemistry lab supplies	141.32	141.32
1632353	Flolo Corporation	09/17/2019	ELECTRIC MOTOR SUPPLIES MISC HARDWARE SUPPLIES MISC HARDWARE SUPPLIES	1,134.32 38.46 494.04	1,666.82
1632354	Geocon Professional S	09/17/2019	GEOTECHNICAL PROFESSIONAL SVCS THROUGH 7/31/19	8,808.50	8,808.50
1632355	GIBSON, AMY	09/17/2019	JULY 2019-SEPT 2019 RETIREE HLTH REIMBURSEMENT	361.43	361.43
1632356	Glenbard North High S	09/17/2019	G ten Var tennis quad 9/28/19 G JV vol quad 1012/19	30.00 100.00	130.00
1632357	Glenoaks Hospital The	09/17/2019	JULY 2019 TUITION; 1 STUDENT; SOUTH CAMPUS	1,370.52	1,370.52
1632358	Global Water Technolo	09/17/2019	JULY 2019 MAINTENANCE AUGUST 2019 MAINTENANCE/CHILLE R CHEMICALS	680.00 680.00	1,360.00
1632359	Grainger	09/17/2019	MISC HARDWARE SUPPLIES MISC HARDWARE SUPPLIES	66.74 80.76	147.50
1632360	Harris Bank	09/17/2019	INSTRUCTIONAL	60.56	4,325.04

Check Number	Vendor Name	Check Date	Invoice Description	Invoice Amount	Check Amount
			SUPPLIES; FACS		
			MISC HARDWARE	2,432.16	
			SUPPLIES		
			ISBE "THOSE WHO	56.90	
			EXCEL" RECEPTION		
			TRANSITION PGM	333.45	
			CLASSROOM SW; 60		
			MINUTES ONLINE		
			BOARD RETREAT;	1,263.09	
			WORKING MEETINGS;		
			SCHOOL LAW		
			CONFERENCE		
			POSTER SET FOR	178.88	
			SS; GOOGLE		
			TRANSLATE		
1632361	Harvest Christian Aca	09/17/2019	B,G var xc mid season classic 9/28/19	350.00	350.00
1632362	Hauser Izzo Petrarca	09/17/2019	JULY 2019 LEGAL SVCS	395.45	2,764.45
			AUGUST 2019 LEGAL SERVICES	2,369.00	
1632363	Heitkotter Inc	09/17/2019	Ceiling tiles order	838.70	838.70
1632364	Herff Jones Yearbooks	09/17/2019	2019 YEARBOOK BALANCE	168.00	168.00
1632365	Hinsdale Central High	09/17/2019	B soc fr A and B shootout 10/18/19	200.00	200.00
1632366	Hinsdale South High S	09/17/2019	Girls Var swim invite 9/14/19	200.00	200.00
1632367	Hm Receivables Co Llc	09/17/2019	Teacher resource manual for	69.95	608.85

Check Number	Vendor Name	Check Date	Invoice Description	Invoice Amount	Check Amount
1632377	IPMG Employee Benefi	09/17/2019	SUBSCRIPTION SEPTEMBER 2019	350.00	350.00
1632378	Jensen, Chris	09/17/2019	FLEXIBLE SPENDING DRAMA SUPPLIES AND PROPS	113.26	113.26
1632379	Johnson Controls Fire	09/17/2019	9/1/19-8/31/20 SCHOOL FIRE ALARM CONTRCT 8/1/19-7/31/19	10,775.00 828.46	11,603.46
1632380	JW Pepper	09/17/2019	DISTRICT OFFICE FIRE ALARM Electronic Orchestra music Orders for Fall 2019 Fall Concert	215.00 88.24	303.24
1632381	Kuehn, Laura	09/17/2019	Music *E-Print* Reimbursement for 10 Journalism t-shirts from Student Press Law Center.	174.90	174.90
1632382	Lake Park High School	09/17/2019	G vol jv invite 10/19/19	175.00	175.00
1632383	Lakeshore Recycling S	09/17/2019	AUGUST 2019 PORT-O-LETS; ATHLETICS	253.49	253.49
1632384	Language Line Service	09/17/2019	AUGUST 2019 TRANSLATION SVCS	81.90	81.90
1632385	Little Friends Inc	09/17/2019	AUGUST 2019 TUITION; 1 STUDENT	1,368.43	1,368.43
1632386	LMBryne Ltd	09/17/2019	Student	1,875.66	1,875.66

Check Number	Vendor Name	Check Date	Invoice Description	Invoice Amount	Check Amount
1632387	Loftin, PhD, PC, Rach	09/17/2019	Vocational Evaluation Student psychological testing	3,600.00	3,600.00
1632388	Lyons Township High S	09/17/2019	Membership Fee for Options Fair	650.00	650.00
1632389	Marklund at Mill Cree	09/17/2019	AUGUST 2019 TUITION; 1 STUDENT JULY 2019 SS TUITION; 1 STUDENT	3,094.92 7,221.48	10,316.40
1632390	McKellaston, Kathleen	09/17/2019	DRAMA COSTUMES AND SUPPLIES	722.59	722.59
1632391	McMaster Carr Supply	09/17/2019	MISC HARDWARE SUPPLIES MISC HARDWARE SUPPLIES	197.40 249.55	446.95
1632392	Medco Supply Company	09/17/2019	Athletic Trainer Supplies GATORADE SIDELINES 2019 FUEL & RESTORE Athletic Trainer Supplies Athletic Trainer Supplies Athletic Trainer Supplies Athletic Trainer Supplies	9.98 300.00 44.43 195.77 6.34 30.82 19.76	625.24

Check Number	Vendor Name	Check Date	Invoice Description	Invoice Amount	Check Amount
			Supplies		
			Athletic Trainer	18.14	
			Supplies		
1632393	Vendor Continued Void	09/17/2019			0.00
1632394	Menards	09/17/2019	DRAMA SUPPLIES	98.71	3,436.93
			MISC HARDWARE	10.06	
			SUPPLIES		
			MISC HARDWARE	57.04	
			SUPPLIES		
			MISC HARDWARE	62.54	
			SUPPLIES		
			REFRIGERATOR;	1,259.10	
			DISTRICT OFFICE		
			MISC HARDWARE	101.40	
			SUPPLIES		
			DRAMA SUPPLIES	56.89	
			DRAMA SUPPLY	534.74	
			MISC HARDWARE	97.82	
			SUPPLIES		
			Soil for botany	124.75	
			MISC HARDWARE	99.83	
			SUPPLIES		
			LANDSCAPING	159.71	
			SUPPLIES		
			MISC DRAMA	94.71	
			SUPPLIES		
			PRO-STRIPING	5.28	
			BLACK PAINT		
			MISC DRAMA	382.54	
			SUPPLIES		
			PLUMBING SUPPLIES	256.79	
			PVC COUPLING	1.88	
			MISC HARDWARE	25.15	

Check Number	Vendor Name	Check Date	Invoice Description	Invoice Amount	Check Amount
1632395	MIDLAND PAPER	09/17/2019	SUPPLIES POWER SUPPLY CORD	7.99	
1632395	MIDLAND PAPER	09/17/2019	COPIER PAPER	156.50	156.50
1632396	Miller, Tanya	09/17/2019	SAMPLES; 5 BOXES		
1632396	Miller, Tanya	09/17/2019	GIRLS XCOUNTRY	280.05	280.05
1632396	Miller, Tanya	09/17/2019	SUMMER CAMP		
1632397	Murphy Ace Hardware 2	09/17/2019	SUPPLIES		
1632397	Murphy Ace Hardware 2	09/17/2019	MISC BUILDING	14.86	491.43
1632397	Murphy Ace Hardware 2	09/17/2019	HARDWARE SUPPLIES		
1632397	Murphy Ace Hardware 2	09/17/2019	MISC HARDWARE	45.60	
1632397	Murphy Ace Hardware 2	09/17/2019	SUPPLIES		
1632397	Murphy Ace Hardware 2	09/17/2019	NUTS/BOLTS/SCREWS	0.79	
1632397	Murphy Ace Hardware 2	09/17/2019	PLUMBING SUPPLIES	37.39	
1632397	Murphy Ace Hardware 2	09/17/2019	LIQUID NAIL GLUE	21.55	
1632397	Murphy Ace Hardware 2	09/17/2019	MISC HARDWARE	12.85	
1632397	Murphy Ace Hardware 2	09/17/2019	SUPPLIES		
1632397	Murphy Ace Hardware 2	09/17/2019	MISC CUSTODIAL	24.75	
1632397	Murphy Ace Hardware 2	09/17/2019	SUPPLIES		
1632397	Murphy Ace Hardware 2	09/17/2019	MISC HARDWARE	18.97	
1632397	Murphy Ace Hardware 2	09/17/2019	SUPPLIES		
1632397	Murphy Ace Hardware 2	09/17/2019	KEYS	51.09	
1632397	Murphy Ace Hardware 2	09/17/2019	MISC CUSTODIAL	24.99	
1632397	Murphy Ace Hardware 2	09/17/2019	SUPPLIES		
1632397	Murphy Ace Hardware 2	09/17/2019	MISC HARDWARE	17.31	
1632397	Murphy Ace Hardware 2	09/17/2019	SUPPLIES		
1632397	Murphy Ace Hardware 2	09/17/2019	MISC HARDWARE	17.31	
1632397	Murphy Ace Hardware 2	09/17/2019	SUPPLIES		
1632397	Murphy Ace Hardware 2	09/17/2019	MISC CUSTODIAL	119.14	
1632397	Murphy Ace Hardware 2	09/17/2019	SUPPLIES		
1632397	Murphy Ace Hardware 2	09/17/2019	MISC HARDWARE	4.10	
1632397	Murphy Ace Hardware 2	09/17/2019	SUPPLIES		
1632397	Murphy Ace Hardware 2	09/17/2019	ELECTRICAL	28.67	
1632397	Murphy Ace Hardware 2	09/17/2019	SUPPLIES		

Check Number	Vendor Name	Check Date	Invoice Description	Invoice Amount	Check Amount
			PLUMBING SUPPLIES	5.92	
			LANDSCAPING SUPPLIES	46.14	
1632398	Neuco Inc	09/17/2019	MISC HARDWARE SUPPLIES	676.78	1,712.93
			VAV SUPPLY	1,036.15	
1632399	News Literacy Project	09/17/2019	60 licenses for Checkology Virtual Classroom 2.1 for 2019-20 school year for Journalism.	240.00	240.00
1632400	Nicor Gas Bill Paymen	09/17/2019	AUGUST 2019 TRANSPORTATION CHGS	2,542.67	2,686.57
			8/5/19-9/3/19	109.44	
			NATURAL GAS; DISTRICT OFFICE		
			8/4/19-9/2/19	34.46	
			NATURAL GAS; GARAGE		
1632401	Nissan Motor Acceptan	09/17/2019	DRIVERS ED CAR LEASE; ACCT #25008193621	162.71	162.71
1632402	North Suburban Math L	09/17/2019	Dues for the 2019-2020 NSML Season for the West Chicago Math Team	175.00	175.00
1632403	Notre Dame High Schoo	09/17/2019	Girls xc invite 9/21/19	300.00	300.00
1632404	NW 5634	09/17/2019	50 Individual 2lb hand weights 50	813.15	813.15

Check Number	Vendor Name	Check Date	Invoice Description	Invoice Amount	Check Amount
1632405	Oberg, Daniel	09/17/2019	Individual 3lb Hand Weights reimbursement for ASBO membership	230.00	230.00
1632406	Vendor Continued Void	09/17/2019			0.00
1632407	Vendor Continued Void	09/17/2019			0.00
1632408	Office Depot	09/17/2019	Misc Business	51.08	4,576.46
			Office Supplies		
			Misc Business	23.48	
			Office Supplies		
			Misc	24.99	
			office/classroom supplies; World Languages		
			Misc	255.32	
			office/classroom supplies; World Languages		
			Misc	2.79	
			office/classroom supplies; World Languages		
			Misc	5.79	
			office/classroom supplies; World Languages		
			Misc Business	27.59	
			Office Supplies		
			Misc Business	4.55	
			Office Supplies		
			Assorted supplies for 2020 school year for copy	146.17	

Check Number	Vendor Name	Check Date	Invoice Description	Invoice Amount	Check Amount
			center Assorted supplies for 2020 school year for copy	19.74	
			center Assorted supplies for 2020 school year for copy	26.99	
			center Classroom/Office Supplies; English	946.88	
			Science classroom supplies	755.32	
			Misc Business Office Supplies	22.06	
			Classroom supplies for FACS and Business	26.40	
			Education Classroom supplies for FACS and Business	289.22	
			Education Classroom supplies for FACS and Business	32.97	
			Education Classroom supplies for FACS and Business	19.48	
			Education Classroom supplies for FACS	15.79	

Check Number	Vendor Name	Check Date	Invoice Description	Invoice Amount	Check Amount
			and Business Education Misc	59.40	
			office/classroom supplies; World Languages		
			Science Supplies from Office Depot	255.67	
			Office/classroom supplies	321.11	
			Business Ed and Tech Ed supplies	130.87	
			Business Ed and Tech Ed supplies	10.36	
			Business Ed and Tech Ed supplies	9.55	
			Business Ed and Tech Ed supplies	16.47	
			Office/classroom supplies	30.58	
			Misc office Supplies	1,006.32	
			Misc office Supplies	23.30	
			Misc office Supplies	16.22	
1632409	OFFICECRAVE.COM	09/17/2019	MISC CUSTODIAL PAPER SUPPLIES	744.83	744.83
1632410	Ombudsman Ed Services	09/17/2019	2019/2020 CONTRACT TUITION; PYMT #2	18,807.00	18,807.00
1632411	Otis Elevator Co	09/17/2019	9/1/19-11/30/19 CONTRACT SVC;	1,114.68	1,114.68

Check Number	Vendor Name	Check Date	Invoice Description	Invoice Amount	Check Amount
1632412	PARKLAND PREPARATORY	09/17/2019	CONTRACT#CY65125 AUGUST 2019 TUITION; 1 STUDENT	2,415.00	2,415.00
1632413	PATER, DAVID	09/17/2019	FEEDER SCHOOL AD BREAKFAST MEETING UEC TENNIS & SOCCER HOSPITALITY; 8/30 FB GAME HOSPITALITY AND 8/19-10/19 HOSPITALITY	55.82 330.45	386.27
1632414	PEAPOD LLC/Billing	09/17/2019	INSTRUCTIONAL SUPPLIES; FACS INSTRUCTIONAL SUPPLIES; FACS INSTRUCTIONAL SUPPLIES; FACS INSTRUCTIONAL SUPPLIES; FACS	103.43 126.32 154.21 311.53	695.49
1632415	Pepper Construction	09/17/2019	2019/2020 ADDITION/REMODEL PROJECT; PYMT #9	2,753,576.78	2,753,576.78
1632416	Performance Chemical	09/17/2019	MISC CUSTODIAL SUPPLIES	482.10	482.10
1632417	Phoenix Systems & Ser	09/17/2019	CARD READER REPAIR	197.00	197.00
1632418	PrintExperts.COM	09/17/2019	Printer Toner	858.25	858.25
1632419	Professionals Associa	09/17/2019	8/30/19 PROFESSIONAL SERVICES	1,350.00	1,350.00
1632420	Proven IT	09/17/2019	9/30/19-10/30/19	1,542.62	1,542.62

Check Number	Vendor Name	Check Date	Invoice Description	Invoice Amount	Check Amount
1632421	Quest Management Serv	09/17/2019	CONTRACT CHGS; CONTRACT #7212-01 8/12/19 NEW TEACHER ORIENTATION BREAKFAST BILINGUAL PARENT BREAKFAST MTG 8/7/19 NEW TEACHER ORIENTATION BREAKFAST 8/7/19 NEW TEACHER LUNCHEON 8/9/19 NEW STAFF WELCOME BREAKFAST 8/8/19 NEW STAFF WELCOME BREAKFAST AUGUST 2019 MILK	520.00 84.00 237.50 340.00 1,290.00 180.00 514.58	3,166.08
1632422	R & M Specialties	09/17/2019	R&M Specialties - New Staff Polo shirt	22.50	22.50
1632423	RAM Transport Inc	09/17/2019	AUGUST 2019 TRANSPORTATION; 1 STUDENT	1,650.00	1,650.00
1632424	Revtrak Inc	09/17/2019	AUGUST 2019 MERCHANT FEES	1,027.50	1,027.50
1632425	ROCKFORD GUILFORD HIG	09/17/2019	Boys Var XC invite 9/21/19	100.00	100.00
1632426	RUMPEL SHIRT SKIN	09/17/2019	Marching Band T-Shirts.	1,143.63	1,143.63
1632427	S&J Door Inc	09/17/2019	DOOR SUPPLY	727.00	727.00
1632428	Schomig/reimbursement	09/17/2019	8/16/19-8/31/19	19.14	19.14

Check Number	Vendor Name	Check Date	Invoice Description	Invoice Amount	Check Amount
1632429	Shaw, Lynda	09/17/2019	MILEAGE; HMBD TUTORS 8/16/19-8/30/19	23.20	23.20
1632430	Smith Seckman Reid In	09/17/2019	MILEAGE; HMBD TUTORS COMMISSIONING SERVICES THROUGH 6/28/19	3,163.00	3,163.00
1632431	SPARE WHEELS TRANSPOR	09/17/2019	AUGUST 2019 TRANSPORTATION; 1 STUDENT	2,500.00	2,500.00
1632432	Sports Imports	09/17/2019	Volleyball Nets	419.65	419.65
1632433	St Andrews Golf & Cou	09/17/2019	Upstate 8 Activity Summit	2,214.49	2,214.49
1632434	St Charles North High	09/17/2019	JV/V girls swim invite 1012/19	225.00	225.00
1632435	St Charles High Schoo	09/17/2019	G var/JV swim invite 10/12/19	225.00	225.00
1632436	St Ignatius High Scho	09/17/2019	FR soccer invite 9/14/19	200.00	200.00
1632437	Stack, Deborah	09/17/2019	ESL Tuition reimbursement; FY2019 Lipleps Grant	525.00	525.00
1632438	Steiner Electric Comp	09/17/2019	ELECTRICAL SUPPLIES	40.85	40.85
1632439	Swimmers Edge	09/17/2019	Swim Caps	725.00	725.00
1632440	Sycamore High School	09/17/2019	Girls soph volleyball trn 9/14/19 G Vol soph invite 9/14/19	250.00	500.00
1632441	T S Specialties	09/17/2019	EXHAUST & OIL	218.99	271.44

Check Number	Vendor Name	Check Date	Invoice Description	Invoice Amount	Check Amount
			CHANGE; M201505		
			OIL CHANGE;	52.45	
			M201504		
1632442	Technology Center Of	09/17/2019	2019-20 TUITION;	185,175.00	190,874.16
			PYMT #1; BLDG		
			RENOVATION		
			2019/20 REGIONAL	4,399.16	
			AND SPECIAL		
			ASSESSMENTS		
			2019/2020 FEE	1,300.00	
			WAIVERS		
1632443	TELCOM INNOVATIONS GR	09/17/2019	MITEL PHONE	7,645.04	7,645.04
			MAINTENANCE;		
			10/19/19-10/18/20		
1632444	TeleSolutions Consult	09/17/2019	AUGUST 2019 ERATE	275.00	550.00
			PROGRAM FEE		
			SEPTEMBER 2019	275.00	
			ERATE PROGRAM FEE		
1632445	TIMEOUT SERVICES LLC	09/17/2019	NEVCO Yearly	648.00	648.00
			scoreboard		
			maintenance		
1632446	Tri-County Lock Inc	09/17/2019	LOCKS AND KEY	155.00	1,169.00
			SERVICES		
			LOCKS AND KEYS	220.00	
			SUPPLY		
			LOCKS AND KEYS	519.00	
			NEW FIRE DOOR	275.00	
			INSTALLATION		
1632447	Tri-K Inc	09/17/2019	MISC CUSTODIAL	713.10	713.10
			SUPPLIES		
1632448	Uline	09/17/2019	8' I-BEAM	262.91	262.91
1632449	Unique Products	09/17/2019	MISC CUSTODIAL	428.40	518.69
			SUPPLIES		

Check Number	Vendor Name	Check Date	Invoice Description	Invoice Amount	Check Amount
			MISC CUSTODIAL SUPPLIES	90.29	
1632450	United States Postal	09/17/2019	SEPTEMBER 2019 POSTAGE	2,600.00	2,600.00
1632451	UPS FREIGHT	09/17/2019	TECHNOLOGY SHIPPING COSTS	54.62	54.62
1632452	Varitronics LLC	09/17/2019	Supplies for Poster Printer	729.25	729.25
1632453	Warehouse Direct	09/17/2019	PAPER PRODUCTS	398.25	398.25
1632454	Waste Management West	09/17/2019	AUGUST 2019 REFUSE SVC	1,077.07	1,353.31
			SEPTEMBER 2019 RECYCLING SERVICES	179.98	
			SEPTEMBER 2019 REFUSE SVC;	96.26	
1632455	WCCHS STUDENT ACTIVIT	09/17/2019	DISTRICT OFFICE 08202019	107.00	845.03
			WEGO DRAMA DONATION	100.00	
			DRAMA FEES PAID BY CC; ID #41437	225.00	
			ROAR EXPENSES PAID FROM	413.03	
			ACTIVITY ACCOUNT; SHOULD HAVE BEEN BOARD ACCOUNT		
1632456	West Aurora High Scho	09/17/2019	G vol RR 9/14/19	350.00	350.00
1632457	West Chicago Fire Pro	09/17/2019	8/30/19 FB GAME	603.05	603.05
			AMBULANCE STAND-BY		
1632458	West Interactive Serv	09/17/2019	Annual Subscription for	3,748.50	3,748.50

Check Number	Vendor Name	Check Date	Invoice Description	Invoice Amount	Check Amount
1632459	Willowbrook High Scho	09/17/2019	MessageSender Girls Var volleyball invit 9/6/19 G vol frosh A invite 9/14/19	300.00 300.00	600.00
1632460	WINZER CORPORATION	09/17/2019	MISC CUSTODIAL SUPPLIES	314.24	314.24
1632461	Younglove, David	09/17/2019	MISC FACILITY REPAIR	1,200.00	1,200.00
1632462	Zoho Corporation #492	09/17/2019	Zoho remote access subscription renewal	84.00	84.00
	156 Computer		Check(s) For a Total of		3,388,644.13

	0	Manual	Checks For a Total of	0.00
	0	Wire Transfer	Checks For a Total of	0.00
	0	ACH	Checks For a Total of	0.00
	156	Computer	Checks For a Total of	3,388,644.13
Total For	156	Manual, Wire Tran, ACH & Computer Checks		3,388,644.13
Less	0	Voided	Checks For a Total of	0.00
			Net Amount	3,388,644.13

President

Date

Secretary

Date

COMMUNITY HIGH SCHOOL DISTRICT NO. 94
 BOARD OF EDUCATION - BILL LISTING SUMMARY
 August 2019 Expenditures and September 17, 2019 Bill List

	(Taxes)Certificates Of Deposit, MM Dep. Purchased For The Month Of August-19	Net Payroll For The Month Of August-19	Operating Checks* Drawn During The Month Of August-19	Bill List Vouchers Paid In The Month Of August-19	Total	Bill List Vouchers Paid In The Month Of September-19
#10 EDUCATIONAL FUND	\$ 3,512,493.99	979,739.52	682,416.65	\$1,349,189.92	\$6,523,840.08	\$405,236.68
#20 OPERATIONS AND MAINTENANCE FUND	620,144.01	80,592.38	60,122.98	102,278.73	\$863,138.10	102,908.91
#30 DEBT SERVICES FUND	504,490.78			475.00	\$504,965.78	475.00
#40 TRANSPORTATION FUND	165,877.19			42,069.30	\$207,946.49	63,801.28
#50 ILLINOIS MUNICIPAL RETIREMENT FUND	80,243.88		33,972.66		\$114,216.54	
#51 SOCIAL SECURITY AND MEDICARE FUND	75,718.06		42,674.51		\$118,392.57	
#60 CAPITAL IMPROVEMENTS 2017					\$0.00	
#65 CAPITAL IMPROVEMENTS 2018		3,035.12	1,254.43	2,244,999.95	\$2,249,289.50	2,816,222.26
#70 WORKING CASH FUND					\$0.00	
#80 TORT FUND	31,066.17			107,420.00	\$138,486.17	
TOTAL	\$ 4,990,034.08	\$1,063,367.02	\$820,441.23	\$3,846,432.90	\$10,720,275.23	\$3,388,644.13

* Payroll taxes, annuities, wage garnishments, insurance premiums, college savings plans
 TRS & IMRF pension contributions, charitable contributions, Imprest Fund & Petty Cash Fund
 reimbursement, lost & stale check replacement reviewed by Treasurer

The investments and payroll disbursements for the month of August 15, 2019 to August 15, 2019 to be paid August-19 and the regular accounts payable for the period September 17, 2019 Totaling: \$10,262,486.46 .

I hereby certify that the expenditures listed as a part of this statement are legally payable from the budget category to which they are charged and are coded in conformance with the Illinois Office of Education Accounting Manual.

September 12, 2019
 Date

Director of Business Services

TO THE TREASURER, COMMUNITY HIGH SCHOOL DISTRICT NO. 94, WEST CHICAGO, ILLINOIS

The Board of Education has approved the payment of the above listed invoices on this date and you are hereby authorized and directed to make payments thereof:

Date

President, Board of Education

Secretary, Board of Education

ACCOUNT NUMBER	BATCH NUMBER	VENDOR	CHECK DATE	CHECK NUMBER	INVOICE DESCRIPTION	AMOUNT
20E000 2540 3401 00 000000	IP0807	At&t	08/08/2019	1317412	7/16/19-8/15/19 FIRE PANEL	77.24
20E000 2540 3401 00 000000	IP0807	At&t	08/08/2019	1317412	7/16/19-8/15/19 PHONE SVCS	751.24
20E000 2540 3401 00 000000	IP0807	At&t Long Distance	08/08/2019	1317413	JUNE 2019 LONG DISTANCE	33.78
10E001 1130 3250 00 000000	IP0807	Marlin Business Bank	08/08/2019	1317414	PHOTOCOPIER LEASE PYMT; CONTRACT #401-1687184-001	3,861.17
10E100 1500 6430 00 000000	bf0821	Addison Trail High School	08/21/2019	1317415	Boys Var/JV soccer invite 8/29/19	450.00
20E000 2540 3401 00 000000	BF0821	At&t	08/21/2019	1317416	8/10/19-9/9/19 PHONE LINE & FLOW THRU CIRCUITS	773.51
10E100 1500 6430 00 000000	bf0821	BATAVIA HIGH SCHOOL	08/21/2019	1317417	Girls volleyball LL 3 level quad 8/26/19	100.00
10E100 1500 6430 00 000000	bf0821	Crystal Lake South High School	08/21/2019	1317418	Boys and Girls Var XC invite 9/7/19	200.00
10E100 1500 6430 00 000000	bf0821	Geneva High School	08/21/2019	1317419	F/S golf invite 9/5/19	275.00
10E072 2330 3320 00 000000	bf0821	IASPA	08/21/2019	1317420	IASPA HR Essentials Workshop	150.00
10E100 1500 6430 00 000000	bf0821	Larkin High School	08/21/2019	1317421	Boys Varsity golf invite 8/21/19	300.00
10E100 1500 6430 00 000000	bf0821	Leyden High School	08/21/2019	1317422	Boys Var golf invt 8/17/19	250.00
10R000 1790 0000 00 010000	BF0821	Munoz, Ruben	08/21/2019	1317423	ATHLETIC FEE REFUND; ID #44383	100.00
10E006 1130 6450 00 000000	bf0821	PARAMOUNT THEATRE	08/21/2019	1317424	Registration for Mark Begovich to attend the DuPage Area Theater Educators Meeting on 10/9/19.	45.00
10E100 1500 6430 00 000000	bf0821	Plainfield North High School	08/21/2019	1317425	Girls Varsity golf invite 8/15/19 3 golfers	180.00
10E100 1500 6430 00 000000	bf0821	Reavis High School	08/21/2019	1317426	G vol jV quad 9/6/19	150.00
10E100 1500 6430 00 000000	bf0821	St Charles High School East	08/21/2019	1317427	G Soph volleyball invite 8/31/19	250.00
10E100 1500 6430 00 000000	bf0821	Sycamore High School	08/21/2019	1317428	Boys f/s soccer invite 8/29/19	300.00
20E000 2540 3401 00 000000	BF0821	VERIZON WIRELESS	08/21/2019	1317429	7/8/19-8/7/19 CELL PHONE; SUPT	33.00
10E100 1500 6430 00 000000	bf0821	Wauconda High School	08/21/2019	1317430	Boys and girls xc invite 9/14 Var JV	200.00
10E100 1500 6430 00 000000	bf0821	Willowbrook High School	08/21/2019	1317431	Girls Var tennis invite 9/14/19	125.00
10E100 1500 6430 00 000000	bf0821	York High School	08/21/2019	1317432	Girls JV tennis invite	75.00
10E071 2320 6450 00 000000	ip0823	Illinois State Board of Educat	08/23/2019	1317433	Four Tickets for Those Who	200.00

ACCOUNT NUMBER	BATCH NUMBER	VENDOR	CHECK DATE	CHECK NUMBER	INVOICE DESCRIPTION	AMOUNT
10E100 1500 6430 00 000000	ip0823	Willowbrook High School	08/23/2019	1317434	Excel Awards Banquet Rachel Gibson Golf	300.00
					Invitational 8.24.19 Twin Lakes GC	
10R000 1720 0000 00 030000	IP0827	Arreola, Lucia	08/27/2019	1317435	BTW FEE REFUND; ID #42493	300.00
10E100 1500 3191 00 000000	IP0827	Cummings, Michael	08/27/2019	1317436	FOOTBALL; SCRIMMAGE; 8/23/19	77.00
10R000 1720 0000 00 030000	IP0827	Enochs, Nicole	08/27/2019	1317437	BTW FEE REFUND; ID #42164	300.00
10E100 1500 3191 00 000000	IP0827	Hobscheid, John	08/27/2019	1317438	FOOTBALL; SCRIMMAGE; 8/23/19	77.00
10E100 1500 3191 00 000000	IP0827	Kelm, John	08/27/2019	1317439	FOOTBALL; SCRIMMAGE; 8/23/19	77.00
10E100 1500 3191 00 000000	IP0827	Nemmers, Denis	08/27/2019	1317440	FOOTBALL; SCRIMMAGE; 8/23/19	77.00
10E100 1500 3191 00 000000	IP0827	Tracy, Matthew	08/27/2019	1317441	FOOTBALL; SCRIMMAGE; 8/23/19	77.00
10E100 1500 3191 00 000000	IP0827	Zajaczkowski, Tomasz	08/27/2019	1317442	BOYS SOCCER; SCRIMMAGE; 8/23/19	65.00
10E100 1500 3191 00 000000	IP0828	Castillo, Mario	08/29/2019	1317443	BOYS SOCCER; NN; 8/26/19	65.00
10E100 1500 3191 00 000000	IP0828	Mroz/official, Gene	08/29/2019	1317444	BOYS SOCCER; NN; 8/26/19	97.00
10R000 1790 0000 00 010000	IP0828	Nieto, Diana	08/29/2019	1317445	ATHLETIC FEE REFUND; ID #41381	100.00
10E100 1500 3191 00 000000	IP0828	Richardson, Tim	08/29/2019	1317446	BOYS SOCCER; NN; 8/26/19	55.00
10E100 1500 3191 00 000000	IP0828	Sharma, Dave	08/29/2019	1317447	BOYS SOCCER; NN; 8/26/19	65.00
Totals for checks						10,611.94

FUND SUMMARY

<u>FUND</u>	<u>DESCRIPTION</u>	<u>BALANCE SHEET</u>	<u>REVENUE</u>	<u>EXPENSE</u>	<u>TOTAL</u>
10	ED FUND	0.00	800.00	8,143.17	8,943.17
20	OPER & MAINT	0.00	0.00	1,668.77	1,668.77
***	Fund Summary Totals ***	0.00	800.00	9,811.94	10,611.94

***** End of report *****

**COMMUNITY HIGH SCHOOL
DISTRICT 94
West Chicago, Illinois**

**TREASURER'S REPORT
FOR MONTH ENDING AUGUST 2019**

FUND	CASH BALANCE Thru 7/31/2019	RECEIPTS Aug-19	DISBURSEMENTS Aug-19	CASH BALANCE Thru 8/31/2019	INVESTMENTS AT COST Thru 8/31/2019
EDUCATIONAL	\$ (539,679.08)	\$ 6,317,664.68	\$ 6,528,031.27	\$ (750,045.67)	\$ 12,392,344.29
OPERATIONS & MAINTENANCE	\$ (141,444.47)	\$ 671,461.12	\$ 853,144.48	\$ (323,127.83)	\$ 3,274,292.81
DEBT SERVICES	\$ 4,322.38	\$ 483,178.33	\$ 504,965.78	\$ (17,465.07)	\$ 1,420,247.75
TRANSPORTATION	\$ (18,684.52)	\$ 313,160.89	\$ 207,946.49	\$ 86,529.88	\$ 836,729.04
I.M.R.F.	\$ 15,918.65	\$ 247,883.54	\$ 110,448.53	\$ 153,353.66	\$ 262,991.44
SOCIAL SECURITY/MEDICARE	\$ (9,950.88)	\$ 79,585.16	\$ 118,392.57	\$ (48,758.29)	\$ 230,990.41
CAPITAL IMPROVEMENTS 2017	\$ -	\$ -	\$ -	\$ -	\$ 592.43
CAPITAL IMPROVEMENTS 2018	\$ (239,395.33)	\$ 2,493,395.60	\$ 2,259,283.12	\$ (5,282.85)	\$ 23,794,637.57
WORKING CASH	\$ 1,138,632.03	\$ -	\$ -	\$ 1,138,632.03	\$ 934,093.80
TORT	\$ (83,746.52)	\$ 32,573.01	\$ 138,486.17	\$ (189,659.68)	\$ 202,802.31
TOTAL	\$ 125,972.26	\$ 10,638,902.33	\$ 10,720,698.41	\$ 44,176.18	\$43,349,721.85
Monthly Invest. Int., Adj. & Fees/YTD Interest thru 8/31/19 <i>(included in revenue and investment totals)</i>	\$ 1,624,835.13	35,880.54	-		\$ 1,660,715.67
PLUS INVESTMENTS				\$43,349,721.85	
TOTAL YEAR-TO-DATE CASH AND INVESTMENTS AS OF AUGUST 31, 2019				\$ 43,393,898.03	

Daniel T. Morris, Treasurer

Date

**COMMUNITY HIGH SCHOOL DISTRICT 94
STATEMENT OF POSITION
FINANCIAL REPORT
FOR PERIOD ENDING August 31, 2019**

Percent of Fiscal Year Complete: 16.66%

ASSETS	IMPREST, PETTY CASH & SCHLSHP	CASH BALANCES	INVESTMENT BALANCES	ACCOUNTS RECEIVABLE	ADJUSTING ENTRY PENDING	TOTAL ASSETS
EDUCATIONAL	15,688	(750,046)	12,392,344			11,657,987
OPERATIONS & MAINTENANCE		(323,128)	3,274,293			2,951,165
DEBT SERVICES		(17,465)	1,420,248		11,383	1,414,166
TRANSPORTATION		86,530	836,729			923,258
MUNICIPAL RETIREMENT		153,354	262,991			416,345
SOCIAL SECURITY/MEDICARE		(48,758)	230,990			182,231
CAPITAL IMPROVEMENTS 2017/2018		(5,283)	23,795,230		(11,383)	23,778,564
WORKING CASH		1,138,632	934,094			2,072,726
TORT		(189,660)	202,802			13,143
TOTAL	15,688	44,176	43,349,722	-	-	43,409,582

LIABILITIES AND FUND EQUITY	TAX WARRENTS	ACCOUNTS PAYABLE	ENCUMBERED PAYABLES	OTHER PAYABLES	FUND EQUITY	TOTAL LIABILITY AND FUND EQUITY
EDUCATIONAL		(8,851)	405,237		11,261,601	11,657,987
OPERATIONS & MAINTENANCE		(10,380)	102,909		2,858,637	2,951,165
DEBT SERVICES			475		1,413,691	1,414,166
TRANSPORTATION			63,801		859,457	923,258
MUNICIPAL RETIREMENT					416,345	416,345
SOCIAL SECURITY/MEDICARE					182,231	182,231
CAPITAL IMPROVEMENTS 2017/2018		1,415	2,816,222		20,960,927	23,778,564
WORKING CASH					2,072,726	2,072,726
TORT					13,143	13,143
TOTAL	-	(17,816)	3,388,644	-	40,038,757	43,409,582

RECEIPTS	BUDGET 2019 - 2020	CURRENT REVENUES	Y.T.D. REVENUES	OTHER RECEIPTS	UNREALIZED BALANCE	PERCENT REALIZED
EDUCATIONAL	26,459,799	4,242,824	5,123,839		21,335,960	19.36%
OPERATIONS & MAINTENANCE	3,622,675	625,459	650,488		2,972,187	17.96%
DEBT SERVICES	2,798,655	504,491	525,083		2,273,572	18.76%
TRANSPORTATION	1,944,457	305,821	312,660		1,631,797	16.08%
MUNICIPAL RETIREMENT	491,605	50,244	91,599		400,006	18.63%
SOCIAL SECURITY/MEDICARE	465,717	75,718	86,889		378,828	18.66%
CAPITAL IMPROVEMENTS 2017/2018	1,060,000	28,516	85,704		974,296	100.00%
WORKING CASH	15,000	1,494	3,278		11,722	21.85%
TORT	260,936	31,066	32,304		228,632	12.38%
TOTAL	37,118,844	5,865,633	6,911,844	-	30,207,000	18.62%

DISBURSEMENTS	BUDGET 2019 - 2020	CURRENT EXPENDITURES	Y.T.D. EXPENDITURES	CURRENT EXPENDITURES	UNENCUMBERED BALANCE	PERCENT ENCUMBERED
EDUCATIONAL	26,455,896	2,991,276	4,734,138	405,237	21,316,521	17.89%
OPERATIONS & MAINTENANCE	3,583,147	224,270	365,590	102,909	3,114,648	10.20%
DEBT SERVICES	2,667,725	475	475	475	2,666,775	0.02%
TRANSPORTATION	1,935,989	42,069	78,825	63,801	1,793,363	4.07%
MUNICIPAL RETIREMENT	400,821	30,205	63,722		337,099	15.90%
SOCIAL SECURITY/MEDICARE	500,433	42,675	83,682		416,751	16.72%
CAPITAL IMPROVEMENTS 2017/2018	24,934,867	2,259,990	5,050,219	2,816,222	17,068,426	20.25%
WORKING CASH	15,000				15,000	0.00%
TORT	260,230	107,420	230,505		29,725	88.58%
TOTAL	60,754,109	5,698,380	10,607,157	3,388,644	46,758,308	17.46%

FUND BALANCE	JULY 1 EQUITY	YEAR-TO-DATE RECEIPTS	YEAR-TO-DATE EXPENDITURES	CURRENT EXPENDITURES	ADJUSTING ENTRY PENDING	CURRENT EQUITY
EDUCATIONAL	11,256,653	5,123,839	4,734,138	405,237	20,483	11,261,601
OPERATIONS & MAINTENANCE	2,658,943	650,488	365,590	102,909	17,705	2,858,637
DEBT SERVICES	919,487	525,083	475	475	(29,929)	1,413,691
TRANSPORTATION	688,312	312,660	78,825	63,801	1,111	859,457
MUNICIPAL RETIREMENT	387,829	91,599	63,722		640	416,345
SOCIAL SECURITY/MEDICARE	178,157	86,889	83,682		867	182,231
CAPITAL IMPROVEMENTS 2017/2018	28,753,048	85,704	5,050,219	2,816,222	(11,383)	20,960,927
WORKING CASH	2,069,448	3,278	-			2,072,726
TORT	210,837	32,304	230,505		507	13,143
TOTAL	47,122,713	6,911,844	10,607,157	3,388,644	-	40,038,757

**COMMUNITY HIGH SCHOOL DISTRICT 94
STATEMENT OF REVENUE AND EXPENDITURES
YTD ENDING
August 31, 2019**

PERCENT OF FISCAL YEAR COMPLETED:
16.66%

DISTRICT 94 REVENUE & EXPENDITURE REPORT

August 31, 2019

FUND

BEGINNING FUND BALANCE

	EDUCATION	O & M	DEBT SVC	TRANSP	IMRF	SSM	ALL CAP IMPRV	WRK CASH	TORT	TOTAL ALL
BEGINNING FUND BALANCE	\$ 11,256,653	\$ 2,658,943	\$ 919,487	\$ 688,312	\$ 387,829	\$ 178,157	\$ 28,753,048	\$ 2,069,448	\$ 210,837	\$ 47,122,713
ADJUSTING ENTRIES PENDING	20,483	17,705	(29,929)	1,111	640	867	(11,383)	-	507	(0)
REVENUE BUDGET	\$ 26,459,799	\$ 3,622,675	\$ 2,798,655	\$ 1,944,457	\$ 491,605	\$ 465,717	\$ 1,060,000	\$ 15,000	\$ 260,936	\$ 37,118,844

RECEIPTS

1. CORPORATE P. P. REPLACEMENT TAX	\$ 166,782	\$ 41	\$ 33	\$ 11	\$ 8,170	\$ 8,170			\$ 2	183,208
2. SUMMER PROGRAM FEES	15,913									15,913
3. EARNINGS ON TAXES/ INVESTMENTS	15,398	328		437			4	3,278		19,445
4. BOND PRINCIPAL AND INTEREST 2017/2018							85,699			85,699
5. PUPIL & COMMUNITY SERVICES	476,821									476,821
6. FACILITY RENTALS		5,331								5,331
7. IMPACT FEES/P.U.D/LAND CASH DONATE										-
8. EVIDENCE BASED FUNDING (EBF)	402,685									402,685
9. STATE/ CATEGORICAL AID /GRANTS FY19	79,432			139,264						218,696
10. ARRA AID/ARRA FEDERAL FUNDING										-
11. FEDERAL AID/GRANTS FY19 LATE PMTS	313,741									313,741
12. PROPERTY TAXES - ED. FUND-TORT	3,604,560	644,788	525,049	172,468	83,429	78,720			32,302	5,141,316
13. PROPERTY TAXES - SPEC'L EDUCATION	47,546									47,546
14. PERMANENT TRANSFER OF INTEREST/EQ										-
15. CURRENT YEAR LEVY-ADVANCED TAXES										-
16. FLOW-THRU/VENDOR REVENUE/MISC REV	962			480						1,442
TOTAL REVENUE REALIZED	\$ 5,123,839	\$ 650,488	\$ 525,083	\$ 312,660	\$ 91,599	\$ 86,889	\$ 85,704	\$ 3,278	\$ 32,304	\$ 6,911,844
<i>PERCENT REVENUE REALIZED (Actual/Budget)</i>	<i>19.36%</i>	<i>17.96%</i>	<i>18.76%</i>	<i>16.08%</i>	<i>18.63%</i>	<i>18.66%</i>	<i>8.09%</i>	<i>21.85%</i>	<i>12.38%</i>	<i>18.62%</i>

EXPENDITURE BUDGET

EXPENDITURE BUDGET	\$ 26,455,896	\$ 3,583,147	\$ 2,667,725	\$ 1,935,989	\$ 400,821	\$ 500,433	\$ 24,934,867	\$ 15,000	\$ 260,230	\$ 60,754,109
---------------------------	----------------------	---------------------	---------------------	---------------------	-------------------	-------------------	----------------------	------------------	-------------------	----------------------

DISBURSEMENTS

1. SALARIES	\$ 2,630,013	\$ 215,593					\$ 17,601			2,863,207.31
2. BENEFITS	526,975	34,668					2,386			564,030
3. EMPLOYER IMRF					63,722					63,722
4. EMPLOYER FICA						44,024				44,024
5. EMPLOYER MEDICARE						39,658				39,658
6. PURCHASED SERVICES/CONTRACTS REG	522,742	32,656		(3,457)						551,941
7. PURCHASED SERVICES/MINI BUSES										-
8. PURCHASED SERVICES/SPECIAL ED				79,683						79,683
9. PURCHASED SERVICES/TCD										-
10. FUEL ADJ/EARLY DISMISSAL/FIELD TRIP				2,599						2,599
12. UNEMPLOYMENT INSURANCE										-
13. SCHOOL BOND FINANCIAL SERVICES										-
14. TREASURER BOND										-
15. WORKERS COMPENSATION									107,420	107,420
16. GENERAL LIABILITY INSURANCE									121,763	121,763
17. STUDENT ACCIDENT INSURANCE									1,322	1,322
18. UTILITIES		66,086								66,086
19. SUPPLIES & MATERIALS	178,829	16,213								195,042
20. TAX PAYMENTS										-
21. CAPITAL/NON-CAPITAL EQUIPMENT/FURN	85,160	374								85,534
22. CAPITAL CONTRACTS/ IMPROVEMENTS							5,030,232			5,030,232
23. CAPITAL LEASE EXPENSE										-
24. BOND INTEREST EXPENSE										-
25. DUES, FEES AND INVESTMENT COSTS	18,425		475							18,900
26. REDEMPTION OF PRINCIPAL										-
27. PERMANENT TRANSFERS - INTEREST/EQ										-
28. TUITION & SPEC ED COST/(TUITION RFND)	771,994									771,994
29. RETIREMENT BENEFITS/OTHER										-
TOTAL EXPENDITURES DISBURSED	\$ 4,734,138	\$ 365,590	\$ 475	\$ 78,825	\$ 63,722	\$ 83,682	\$ 5,050,219	\$ -	\$ 230,505	\$ 10,607,157
<i>Encumbered Expenditures</i>	<i>\$ 405,237</i>	<i>\$ 102,909</i>	<i>\$ 475</i>	<i>\$ 63,801</i>	<i>\$ -</i>	<i>\$ -</i>	<i>\$ 2,816,222</i>	<i>\$ -</i>	<i>\$ -</i>	<i>\$ 3,388,644</i>
<i>PERCENT DISBURSED PLUS ENCUMBERED(Total/Budget)</i>	<i>17.89%</i>	<i>13.08%</i>	<i>0.04%</i>	<i>7.37%</i>	<i>15.90%</i>	<i>16.72%</i>	<i>31.55%</i>	<i>0.00%</i>	<i>88.58%</i>	<i>23.04%</i>

EXCESS OF REVENUE/(EXPENDITURES)

EXCESS OF REVENUE/(EXPENDITURES)	\$ 389,701	\$ 284,898	\$ 524,608	\$ 233,835	\$ 27,877	3,207	\$ (4,964,516)	\$ 3,278	\$ (198,201)	\$ (3,695,313)
ENDING FUND BALANCE	\$ 11,261,601	\$ 2,858,637	\$ 1,413,691	\$ 859,457	\$ 416,345	\$ 182,231	\$ 20,960,927	\$ 2,072,726	\$ 13,143	\$ 40,038,757
FUND	EDUCATION	O & M	DEBT SVC	TRANSP	IMRF	SSM	ALL CAP IMPRV	WRK CSH	TORT	TOTAL ALL

3 YEAR BUDGET/ACTUAL TOTAL
SUMMARY OF AMENDED CURRENT YEAR BUDGET

DEPARTMENT/SUMMARY	FUND	#	DEPT	17 ACTUAL	18 ACTUAL	19 BUDGET	% CHANGE	19 ACTUAL	FY20 BUDGET	% CHANGE	FY20 ACTUAL	YTD %
GENERAL H.S.	10	1	TTL	126,695	116,151	491,000	-76.34%	170,122	258,698	-52.07%	25,314	9.79%
HMBD TUTORS	10	2	TTL	37,400	41,222	52,200	-21.03%	38,519	59,450	-54.34%	-	0.00%
ART	10	3	TTL	252,079	249,992	239,459	4.40%	238,082	250,057	-5.03%	35,836	14.33%
SCIENCE	10	4	TTL	1,288,187	1,374,937	1,419,781	-3.16%	1,375,917	1,482,546	-7.75%	282,837	19.08%
DRIVER'S ED	10	5	TTL	153,727	256,757	345,704	-25.73%	321,065	294,375	8.31%	32,596	11.07%
ENGLISH	10	6	TTL	1,552,387	1,614,499	1,592,063	1.41%	1,550,845	1,608,353	-3.71%	241,820	15.04%
FOREIGN LANG	10	7	TTL	633,862	689,929	797,308	-13.47%	780,022	770,911	1.17%	112,023	14.53%
HEALTH ED	10	8	TTL	1,688	160	3,125	-94.87%	424	3,125	-637.06%	-	0.00%
MATHEMATICS	10	9	TTL	1,537,793	1,611,821	1,617,421	-0.35%	1,635,546	1,673,903	-2.35%	255,035	15.24%
MUSIC	10	10	TTL	239,732	265,098	303,007	-12.51%	291,276	312,190	-7.18%	39,733	12.73%
MUSIC INITIATIVE	10	10	TTL	24,999	4,475	3,000	49.17%	3,306	-	100.00%	-	0.00%
PHYSICAL DEV	10	11	TTL	1,227,552	1,094,134	984,800	11.10%	967,716	906,675	6.31%	144,002	15.88%
SOC STUDIES	10	13	TTL	1,465,961	1,588,194	1,517,236	4.68%	1,545,164	1,543,415	0.11%	261,423	16.94%
TECHNOLOGY	10	14	TTL	903,063	1,046,174	1,321,795	-20.85%	1,170,385	1,363,985	-16.54%	188,184	13.80%
MCCORMICK DEMOC	10	16	TTL	-	455	-	0.00%	2,176	630	71.03%	-	0.00%
FOREIGN EXCHANGE	10	20	TTL	-	-	5,000	-100.00%	43,168	25,414	41.13%	5,757	22.65%
DEV LEARNING	10	22	TTL	4,122,903	4,411,264	4,767,970	-7.48%	5,057,700	5,301,986	-4.83%	1,300,636	24.53%
SUMR ADLT ED	10	29	TTL	6,457	19,451	-	0.00%	-	-	0.00%	-	0.00%
BUSINESS ED	10	30	TTL	484,521	533,641	567,425	-5.95%	554,577	560,972	-1.15%	88,742	15.82%
FACS	10	32	TTL	257,571	232,520	234,493	-0.84%	229,327	232,124	-1.22%	32,347	13.94%
IND ARTS-TECH ED	10	34	TTL	133,908	88,590	89,224	-0.71%	86,547	86,675	-0.15%	12,967	14.96%
B T I	10	35	TTL	-	-	150	-100.00%	-	150	0.00%	-	0.00%
SUMMER SCH/R	10	40	TTL	67,248	96,555	87,300	10.60%	95,167	94,087	1.13%	4,487	4.77%
SUMMER SPORTS CA	10	41	TTL	47,564	41,986	45,000	-6.70%	37,746	30,269	19.81%	36,388	120.21%
BILINGUAL	10	45	TTL	492,596	509,750	615,325	-17.16%	615,944	623,525	-1.23%	89,579	14.37%
SOCIAL WORKE	10	50	TTL	201,735	207,852	256,412	-18.94%	218,983	199,094	9.08%	30,441	15.29%
GUIDANCE DEP	10	51	TTL	683,429	716,774	705,382	1.61%	717,592	709,556	1.12%	116,040	16.35%
SCHOOL NURSE	10	52	TTL	175,876	180,777	186,179	-2.90%	180,341	193,579	-7.34%	30,083	15.54%
PSYC SERVICE	10	53	TTL	170,537	152,128	168,532	-9.73%	166,998	173,560	-3.93%	25,297	14.58%
AVID PROGRAM	10	54	TTL	186,780	200,799	221,402	-9.31%	222,060	225,179	-1.40%	30,563	13.57%
SPEECH PATH/AUDIC	10	55	TTL	64,303	67,746	58,012	16.78%	58,928	59,467	-0.91%	9,056	15.23%
LEARNING RES	10	61	TTL	248,928	257,054	271,005	-5.15%	265,018	248,037	6.41%	59,733	24.08%
STAFF & CURR DEV	10	62	TTL	264,787	188,004	216,504	-13.16%	248,635	254,455	-2.34%	35,357	13.90%
ASST PRINCIPAL	10	69	TTL	1,016,334	1,130,820	1,052,392	7.45%	1,087,943	1,189,987	-9.38%	258,652	21.74%
PRINCIPAL	10	70	TTL	743,203	762,607	740,284	3.02%	757,885	759,651	-0.23%	121,323	15.97%
SUPT OFFICE	10	71	TTL	331,123	333,761	337,879	-1.22%	344,531	338,272	1.82%	79,170	23.40%
DIR OF PRSNL	10	72	TTL	224,279	238,422	232,856	2.39%	227,015	249,841	-10.05%	41,369	16.56%
COMM RELATIONS	10	73	TTL	59,057	61,270	100,285	-38.90%	88,733	102,687	-15.73%	18,950	18.45%
ED FOUNDATIO	10	74	TTL	1,372	14,094	2,500	463.76%	8,809	2,500	71.62%	-	0.00%
BOARD OF ED	10	75	TTL	167,319	223,053	184,125	21.14%	162,678	187,415	-15.21%	42,928	22.91%
DIR OF BUSIN	10	80	TTL	145,341	159,221	143,195	11.19%	162,421	157,911	2.78%	47,705	0.00%
CAFETERIA	10	82	TTL	11,454	8,861	75,500	-88.26%	7,659	76,500	-898.80%	-	0.00%
EMP BENEFITS	10	83	TTL	37,545	8,659	57,261	-84.88%	29,585	44,237	-49.52%	6,306	14.25%
FISCAL SVCS	10	85	TTL	294,099	291,698	300,225	-2.84%	299,926	309,690	-3.26%	51,460	16.62%
MIS	10	90	TTL	313,285	323,476	335,643	-3.63%	321,573	352,104	-9.49%	59,994	17.04%
PMT OTH DIST	10	97	TTL	437,969	803,814	483,253	66.33%	532,204	537,000	-0.90%	18,131	3.38%

3 YEAR BUDGET/ACTUAL TOTAL
SUMMARY OF AMENDED CURRENT YEAR BUDGET

August 31, 2019

DEPARTMENT/SUMMARY	FUND	#	DEPT	17 ACTUAL	18 ACTUAL	19 BUDGET	% CHANGE	19 ACTUAL	FY20 BUDGET	% CHANGE	FY20 ACTUAL	YTD %
ATH/INTERSCH	10	100	TTL	830,543	825,828	897,640	-8.00%	946,821	1,085,541	-14.65%	217,559	20.04%
INTERSCHOLAS	10	104	TTL	227,398	220,492	270,825	-18.59%	262,457	255,074	2.81%	47,330	18.56%
ADULT ED - STATE	10	902	TTL	92,565	97,580	-	0.00%	-	-	0.00%	-	0.00%
CTEIG	10	903	TTL	46,226	46,167	-	0.00%	44,007	45,788	-4.05%	-	0.00%
BILING TBE	10	904	TTL	106,798	119,453	111,400	7.23%	128,572	123,919	3.62%	30,886	24.92%
A E & L	10	905	TTL	29,996	32,200	-	0.00%	-	-	0.00%	-	0.00%
C PERKINS	10	906	TTL	38,995	28,735	40,000	-28.16%	33,757	34,251	-1.46%	-	0.00%
TITLE 1-LOW	10	908	TTL	357,360	309,374	357,100	-13.36%	311,976	345,652	-10.79%	74,309	21.50%
TITLE IVA - SSAE	10	913	TTL	-	-	-	0.00%	16,424	-	100.00%	-	100.00%
ISLG GRANT	10	925	TTL	1,177	1,275	1,500	-14.98%	1,526	1,500	1.67%	-	0.00%
MEDICAID DIRECT D	10	929	TTL	72,148	65,784	50,000	31.57%	161,226	71,317	55.77%	10,533	14.77%
IDEA 94-142 FLOW-TH	10	930	TTL	462,861	402,398	483,660	-16.80%	459,633	506,655	-10.23%	44,005	8.69%
ADM OUTREACH	10	931	TTL	20,173	15,066	15,000	0.44%	15,888	15,892	-0.02%	3,678	23.14%
TEACHER QUALITY	10	932	TTL	27,836	53,514	42,999	24.45%	42,495	33,416	21.36%	5,376	16.09%
CEIS	10	936	TTL	-	-	-	0.00%	-	40,000	100.00%	24,905	62.26%
FED ADULT ED	10	944	TTL	77,550	150	-	0.00%	-	-	0.00%	-	0.00%
LIPLEPS	10	950	TTL	11,746	23,526	11,747	100.27%	25,734	42,654	-65.75%	3,293	7.72%
BILINGUAL - IEP	10	951	TTL	3,539	7,267	3,000	142.25%	2,475	-	100.00%	-	0.00%
O&M FUND	20	0	TTL	3,610,425	3,031,551	3,244,652	-6.57%	2,925,938	3,583,147	-22.46%	365,590	10.20%
DEBT SVC FND	30	0	TTL	2,742,875	3,014,697	2,737,500	10.13%	4,720,604	2,667,725	43.49%	475	0.02%
TRANSPORTATION	40	0	TTL	1,291,882	1,258,373	1,483,000	-15.15%	1,806,518	1,844,989	-2.13%	76,226	4.13%
SCIENCE	40	4	TTL	(487)	441	-	0.00%	(134)	-	100.00%	-	0.00%
ENGLISH	40	6	TTL	(505)	-	-	0.00%	-	-	0.00%	-	0.00%
FOREIGN EXCH	40	7	TTL	623	452	-	0.00%	358	1,000	-179.06%	-	0.00%
MUSIC	40	10	TTL	-	-	-	0.00%	-	-	0.00%	-	0.00%
PHYSICAL DEV	40	11	TTL	-	-	-	0.00%	-	-	0.00%	-	0.00%
SOCIAL STUDIES	40	13	TTL	(122)	185	-	0.00%	229	-	100.00%	-	0.00%
FOREIGN EXCH	40	20	TTL	-	-	-	0.00%	1,867	-	100.00%	-	0.00%
SPECIAL ED	40	22	TTL	-	-	-	0.00%	-	-	0.00%	-	0.00%
BUSINESS ED	40	30	TTL	-	-	-	0.00%	-	-	0.00%	-	0.00%
FACS	40	32	TTL	-	-	-	0.00%	-	-	0.00%	-	0.00%
PHOTOGRAPHY	40	36	TTL	-	-	-	0.00%	-	-	0.00%	-	0.00%
ATH/INTERSCH	40	100	TTL	60,270	72,096	80,000	-9.88%	97,360	90,000	7.56%	2,499	2.78%
PEP BUS	40	104	TTL	6,714	400	-	0.00%	1,296	-	100.00%	100	0.00%
IMRF	50	0	TTL	468,364	459,570	480,415	-4.34%	389,147	400,821	-3.00%	63,722	15.90%
SOC SEC & MEDCAR	51	0	TTL	474,178	480,820	472,754	1.71%	479,556	500,433	-4.35%	83,682	16.72%
CAP PROJ 2017	60	0	TTL	5,165,980	2,418,179	6,839,120	-64.64%	7,356,162	-	100.00%	-	0.00%
CAP PROJ 2018	65	0	TTL	5,165,980	15,449	6,430,880	-99.76%	1,714,483	24,934,867	-1354.37%	5,050,219	0.00%
W/C	70	0	TTL	4,649	11,385	12,000	-5.13%	18,750	15,000	20.00%	-	0.00%
TORT FUND	80	0	TTL	229,720	208,214	233,325	-10.76%	297,484	260,230	12.52%	230,505	88.58%
TOTALS				\$ 42,464,104	\$ 35,439,265	\$ 47,527,129	-9.06%	\$ 45,182,864	\$ 60,754,109	3.25%	\$ 10,607,157	17.46%

**COMMUNITY HIGH SCHOOL
DISTRICT 94**
REVENUE AND EXPENDITURE REPORT
LOCAL, STATE, AND FEDERAL GRANTS
Ending August 31, 2019

GRANT REVENUE & EXPENDITURE SUMMARY
AUGUST 2019

Percentage of Fiscal Year:
16.66%

NAME	SOURCE	CODE	DEPT	CURRENT BUDGET	PRIOR YEAR REVENUE	FY 20 REVENUE	EXPENDITURES	ENCUMBERED	BALANCE	% UNREALIZED REVENUE
DuPage Foundation - Music Initiative	Local	199900	10	\$ 3,000		\$ 3,000			\$ 3,000	0%
Education Foundation/Leadership Mini	Local	199990	74	\$ 2,500					\$ -	100%
C.T.E.I.G. Vocational Programs	State	322000	903	\$ 45,788					\$ -	100%
Bilingual T.B.E./T.P.I.	State	330500	924/904	\$ 123,919			\$ 30,886	\$ 713	\$ (31,599)	100%
State Library Grant	State	380000	925	\$ 1,500				\$ 1,538	\$ (1,538)	100%
Title 1 Low Income NCLB	Federal	430000	908	\$ 345,652	\$ 68,395		\$ 74,309		\$ (74,309)	100%
Title IVA - SSAE	Federal	440000	913	\$ -	\$ 16,413				\$ -	0%
I.D.E.A. Flow Thru Sub-Grant **	Federal	462000	930	\$ 506,655	\$ 146,885		\$ 44,005	\$ 3,058	\$ (47,063)	100%
Coordinated Early Intervening Svcs	Federal	462000	936	\$ 40,000			\$ 24,905		\$ -	100%
Title IIC Carl Perkins - Voc Ed	Federal	474500	906	\$ 34,251				\$ 6,680	\$ (6,680)	100%
Medicaid Direct Service Costs **	Federal	490000	929	\$ 71,317	\$ 52,072		\$ 10,533		\$ (10,533)	100%
Medicaid Administrative Outreach **	Federal	490000	931	\$ 15,892			\$ 3,678		\$ (3,678)	100%
Bilingual - IEP	Federal	490500	951	\$ -					\$ -	0%
Title III LIPLEPS	Federal	490900	950	\$ 42,654	\$ 3,647		\$ 3,293	\$ 82	\$ (3,375)	100%
Title II A Teacher Quality NCLB	Federal	493200	932	\$ 33,416	\$ 26,329		\$ 5,376		\$ (5,376)	100%
TOTAL				\$ 1,266,543	\$ 313,741	\$ 3,000	\$ 196,984	\$ 12,071	\$ (206,055)	99.8%

Amended Revenue activity may occur throughout FY19/20 impacting expenditure activity

** Special Ed Grants

COMMUNITY HIGH SCHOOL

DISTRICT 94

LOCAL, STATE, FEDERAL GRANTS
Ending August 31, 2019

Percent of Fiscal Year
16.66%

August 2019
GRANT REVENUE

NAME	SOURCE	CODE	DEPT	GRANT BUDGET	PRIOR YR REVENUE	FY19 REVENUE	\$ UNREALIZED	% UNREALIZED	% REALIZED
DuPage Foundation - Music Initiative	Local	199900	10	\$ 3,000		\$ 3,000	\$ -	0%	100%
Education Foundation/Leadership M	Local	199990	74	\$ 2,500			\$ 2,500	100%	0%
C.T.E.I.G. Vocational Programs	State	322000	903	\$ 45,788			\$ 45,788	100%	0%
Bilingual T.B.E./T.P.I.	State	330500	924/904	\$ 123,919			\$ 123,919	100%	0%
State Library Grant	State	380000	925	\$ 1,500			\$ 1,500	100%	0%
Title 1 Low Income NCLB	Federal	430000	908	\$ 345,652	\$ 68,395		\$ 345,652	100%	0%
Title I IVA SSAE	Federal	440000	913	\$ -	\$ 16,413		\$ -	0%	0%
I.D.E.A. Flow Thru Sub-Grant **	Federal	462000	930	\$ 506,655	\$ 146,885		\$ 506,655	100%	0%
Coordinated Early Intervening Svcs	Federal	462000	936	\$ 40,000			\$ 40,000	100%	0%
Title IIC Carl Perkins - Voc Ed	Federal	474500	906	\$ 34,251			\$ 34,251	100%	0%
Medicaid Direct Service Costs **	Federal	490000	929	\$ 71,317	\$ 52,072		\$ 71,317	100%	0%
Medicaid Administrative Outreach **	Federal	490000	931	\$ 15,892			\$ 15,892	100%	0%
Bilingual IEP	Federal	490500	951	\$ -			\$ -	0%	0%
Title III LIPLEPS	Federal	490900	950	\$ 42,654	\$ 3,647		\$ 42,654	100%	0%
Title II A Teacher Quality NCLB	Federal	493200	932	\$ 33,416	\$ 26,329		\$ 33,416	100%	0%
TOTAL				\$ 1,266,543	\$ 313,741	\$ 3,000	\$ 1,263,543	99.8%	0.2%

Amended Revenue activity may occur throughout FY19/20 impacting expenditure activity

GRANT EXPENDITURES

NAME	SOURCE	CODE	DEPT	GRANT BUDGET	EXPENDITURE	ENCUMBERED	BUDGET BALANCE	% UNENCUMBERED	% ENCUMBERED
DuPage Foundation - Music Initiative	Local	199900	10	\$ 3,000			\$ 3,000	0%	0%
Education Foundation/Leadership M	Local	199990	74	\$ 2,500			\$ 2,500	100%	0%
C.T.E.I.G. Vocational Programs	State	322000	903	\$ 45,788			\$ 45,788	100%	0%
Bilingual T.B.E./T.P.I.	State	330500	924/904	\$ 123,919	30,886	\$ 713	\$ 92,320	75%	25%
State Library Grant	State	380000	925	\$ 1,500		\$ 1,538	\$ (38)	-3%	103%
Title 1 Low Income NCLB	Federal	430000	908	\$ 345,652	74,309		\$ 271,343	79%	21%
Title IVA SSAE	Federal	440000	913	\$ -			\$ -	0%	0%
I.D.E.A. Flow Thru Sub-Grant **	Federal	462000	930	\$ 506,655	44,005	\$ 3,058	\$ 459,592	91%	9%
Coordinated Intervening Svcs	Federal	462000	936	\$ 40,000	24,905		\$ 15,095	38%	62%
Title IIC Carl Perkins - Voc Ed	Federal	474500	906	\$ 34,251		\$ 6,680	\$ 27,571	80%	20%
Medicaid Direct Service Costs **	Federal	490000	929	\$ 71,317	10,533		\$ 60,784	85%	15%
Medicaid Administrative Outreach **	Federal	490000	931	\$ 15,892	3,678		\$ 12,214	77%	23%
Bilingual IEP	Federal	490500	951	\$ -			\$ -	0%	0%
Title III LIPLEPS	Federal	490900	950	\$ 42,654	3,293	\$ 82	\$ 39,279	92%	8%
Title II A Teacher Quality NCLB	Federal	493200	932	\$ 33,416	5,376		\$ 28,040	84%	16%
TOTAL				\$ 1,266,543	\$ 196,984	\$ 12,071	\$ 1,057,488	83%	17%

** Special Ed Grants

**COMMUNITY HIGH SCHOOL
DISTRICT 94
PETTY CASH FUND
AUGUST 31, 2019**

This listing represents payments from the High School Cash Fund for August 31, 2019. Reimbursement for the following paid from this fund is hereby requested from the Board of Education of Community High School District 94, West Chicago, Illinois at its regular meeting on September 17, 2019.

DATE PAID	PAID TO	FOR	AMOUNT
	NONE		
		Grand Total All Checks	\$ -

Director of Business Services

September 12, 2019
Date

LOC	LOC	August 2019-20 Beginning Balance	August 2019-20 Debits	August 2019-20 Credits	August 2019-20 Monthly Activity	Ending Balance
99	STUDENT ACTIVITY					
505	CHESS	1,525.22CR				1,525.22CR
506	SPED RECYC/SHRD	1,224.39CR				1,224.39CR
507	BEST BUDDIES	6,857.87CR				6,857.87CR
508	CRTE ENT	541.24CR				541.24CR
511	ART COLLECTION	111.08CR				111.08CR
513	INTL CLUB	1,745.59CR				1,745.59CR
514	CHRONICLE	2,099.64CR				2,099.64CR
515	CHEERLEADING	9,439.53CR	909.02	754.90	154.12	9,285.41CR
516	DANCE PROD	1,560.56CR				1,560.56CR
517	SPEECH	1,869.33CR				1,869.33CR
518	FBLA	322.64CR				322.64CR
520	GERMAN CLUB	22.05CR				22.05CR
521	FICA-SKILLS	1,972.77CR	360.00		360.00	1,612.77CR
523	MATH TEAM	55.57CR				55.57CR
524	HORTICULTURE	5,180.87CR				5,180.87CR
526	PEP CLUB	1,131.20CR	850.00		850.00	281.20CR
527	POMS	1,331.89CR				1,331.89CR
528	SNOWBALL	3,384.26CR				3,384.26CR
529	SADD	1,662.78CR				1,662.78CR
530	EXCHANGE	5,714.82CR				5,714.82CR
531	SPANISH CLUB	3,685.43CR				3,685.43CR
533	STUDENT COUNCIL	10,676.09CR	12,718.80	12,000.00	718.80	9,957.29CR
534	SUNDRY	1,651.40CR				1,651.40CR
535	THESPIANS	10,397.85CR	10,843.94	9,176.56	1,667.38	8,730.47CR
536	VOCATIONAL SIGN	1,836.54CR				1,836.54CR
537	YEARBOOK	3,162.50CR				3,162.50CR
538	BAND-JAZZ	5,392.03CR	600.00		600.00	4,792.03CR
539	CHORAL-CHOIR	7,329.89CR		70.00	-70.00	7,399.89CR
540	ORCHESTRA	7,765.67CR				7,765.67CR
541	INTERACT CLUB	3,887.13CR				3,887.13CR
542	ANL	2,013.73CR				2,013.73CR
543	WEGO CARES	939.97CR				939.97CR
544	SCHOLASTIC BOWL	975.79CR				975.79CR
545	PHOTGRAPHY	58.01CR				58.01CR
547	NHS	1,885.91CR				1,885.91CR
548	GSA	1,104.62CR				1,104.62CR
549	CREATIVE WRITNG	453.60CR				453.60CR
550	ACTIVE DIR ACCT	1,121.88CR				1,121.88CR

LOC	LOC	August 2019-20 Beginning Balance	August 2019-20 Debits	August 2019-20 Credits	August 2019-20 Monthly Activity	Ending Balance
99	STUDENT ACTIVITY					
551	TRANSITION CTR	2,859.89CR				2,859.89CR
552	TRI M	49.50CR				49.50CR
553	HAGGERTY FORD	859.97CR				859.97CR
554	OLA'AS	834.27CR				834.27CR
555	COMPASS	43.24CR				43.24CR
556	BOOK CLUB			704.00	-704.00	704.00CR
560	WEGO 2 AFR	32.52CR				32.52CR
561	SLC9 2 AFRICA	3,568.89CR		353.00	-353.00	3,921.89CR
562	PRESCHOOL	2,737.82CR				2,737.82CR
563	Teen Mom	119.87CR				119.87CR
564	HUMANITIES/SSS	2,700.00CR	500.00		500.00	2,200.00CR
566	ROAR	637.35CR				637.35CR
570	ADAMS EXPRESS	152.42CR				152.42CR
572	SPORTSFEST	3,129.63CR				3,129.63CR
573	TARGET	111.48CR				111.48CR
576	OUT/BD AT RISK	0.57CR				0.57CR
580	LOUIS RANSOM AR	22.00CR		22.00	-22.00	44.00CR
582	STEP PROJECT	250.29CR				250.29CR
583	STEPPERS	2,398.59CR				2,398.59CR
584	GREEN CLUB	1,014.26CR				1,014.26CR
585	FRENCH CLUB	894.17CR				894.17CR
586	LRC BOOK CLUB	128.46CR				128.46CR
589	CONSUMER ED	1.84CR				1.84CR
591	TECHNOLOGY	5.50CR				5.50CR
592	HABITAT FOR HUM	25.92CR				25.92CR
600	ATHLETIC TRAINR	1,716.84CR				1,716.84CR
601	BADMINTON	1,567.60CR	219.03		219.03	1,348.57CR
602	BASEBALL	7,609.17CR	715.00		715.00	6,894.17CR
603	BOY'S BB	5,835.53CR				5,835.53CR
604	BOY'S CROSS CTY	147.17CR				147.17CR
605	BOY'S SOCCER	1,172.75CR				1,172.75CR
606	BOY'S TENNIS	29.77		50.00	-50.00	20.23CR
607	BOY'S TRACK	2,557.19CR				2,557.19CR
608	GIRL'S FDR BB	398.11CR				398.11CR
609	FOOTBALL	3,623.31CR	163.49		163.49	3,459.82CR
610	GIRL'S BASKETBL	753.16CR		973.82	-973.82	1,726.98CR
611	GIRL'S CROSS CT	1,025.24CR		1,320.00	-1,320.00	2,345.24CR
612	GIRL'S SOCCER	2,186.03CR				2,186.03CR

LOC	LOC	August 2019-20 Beginning Balance	August 2019-20 Debits	August 2019-20 Credits	August 2019-20 Monthly Activity	Ending Balance
99	STUDENT ACTIVITY					
613	GIRL'S TENNIS	2,741.77CR				2,741.77CR
614	GIRL'S TRACK	1,512.18CR	369.18	1,275.00	-905.82	2,418.00CR
615	BOYS GOLF	2,157.33CR				2,157.33CR
616	MUSIC	4,981.69CR		25.42	-25.42	5,007.11CR
617	SOFTBALL	865.37CR		1,337.50	-1,337.50	2,202.87CR
618	BOYS SWIM TEAM	126.00CR		401.00	-401.00	527.00CR
619	GIRLS V-BALL	2,004.00CR	2,179.02	4,570.00	-2,390.98	4,394.98CR
620	GIRL'S FDR VB	569.97CR	30.00		30.00	539.97CR
621	WRESTLING	2,238.60CR				2,238.60CR
622	ATHLETIC DIR	66.85CR				66.85CR
623	GIRLS SWIM TEAM	180.49CR		5,624.07	-5,624.07	5,804.56CR
624	GIRLS GOLF	1,825.93CR				1,825.93CR
625	BOYS V-BALL	970.62CR				970.62CR
---	*STUDENT ACTIVI	183,472.92CR	30,457.48	38,657.27	-8,199.79	191,672.71CR
Grand Equity To		183,472.92CR	30,457.48	38,657.27	-8,199.79	191,672.71CR

Number of Accounts: 89

***** End of report *****

Community High School District 94

Vendor List Update

August 31, 2019

Anna Covello

DuPage-Kane Wildlife Removal

Entertainment Concepts

Global Water Technology

LMByrne Ltd


Smith Seckman Reid Inc



Daniel Oberg, Director of Business Services

9/12/19

Date



ISDLAF+ Monthly Statement

(10242-101) INVESTED FUNDS

Statement Period
Aug 1, 2019 to Aug 31, 2019

Statement for the Account of:
Board of Education, C.H.S.D. #94

ACTIVITY SUMMARY

INVESTMENT POOL SUMMARY

	LIQ	MAX
Beginning Balance	\$2,057,876.62	\$298.76
Dividends	\$2,158.57	\$2,248.25
Credits	\$227,123.38	\$4,990,034.08
Checks Paid	\$0.00	\$0.00
Other Debits	(\$2,285,000.00)	(\$227,123.38)
Ending Balance	\$2,158.57	\$4,765,457.71
Average Monthly Rate	1.99%	2.03%


PLEASE NOTE: THE FUND WILL BE CLOSED
OCTOBER 14TH IN OBSERVANCE OF THE COLUMBUS
DAY HOLIDAY

TOTAL LIQ AND MAX **\$4,767,616.28**

TOTAL FIXED INCOME **\$13,134,563.95**

ACCOUNT TOTAL **\$17,902,180.23**

Board of Education, C.H.S.D. #94
Daniel Oberg
326 JOLIET STREET
WEST CHICAGO, IL 60185-3142



ISDLAF+ Monthly Statement

(10242-202) SITE & CONSTRUCTION II

Statement Period
Aug 1, 2019 to Aug 31, 2019


Statement for the Account of:
Board of Education, C.H.S.D. #94

ACTIVITY SUMMARY

INVESTMENT POOL SUMMARY	LIQ	MAX
Beginning Balance	\$0.00	\$0.00
Dividends	\$0.00	\$0.00
Credits	\$0.00	\$0.00
Checks Paid	\$0.00	\$0.00
Other Debits	\$0.00	\$0.00
Ending Balance	\$0.00	\$0.00
Average Monthly Rate	1.99%	2.03%
TOTAL LIQ AND MAX		\$0.00
TOTAL FIXED INCOME		\$1,169.59
ACCOUNT TOTAL		\$1,169.59

PLEASE NOTE: THE FUND WILL BE CLOSED
OCTOBER 14TH IN OBSERVANCE OF THE COLUMBUS
DAY HOLIDAY

Board of Education, C.H.S.D. #94
Daniel Oberg
326 JOLIET STREET
WEST CHICAGO, IL 60185-3142



ISDLAF+ Monthly Statement

(10242-203) 2017 BOND PROCEEDS (Municipal Advisory Account)

Statement Period
Aug 1, 2019 to Aug 31, 2019


Statement for the Account of:
Board of Education, C.H.S.D. #94

ACTIVITY SUMMARY

INVESTMENT POOL SUMMARY	LIQ	MAX
Beginning Balance	\$0.00	\$737.72
Dividends	\$0.00	\$1.24
Credits	\$0.00	\$0.00
Checks Paid	\$0.00	\$0.00
Other Debits	\$0.00	\$0.00
Ending Balance	\$0.00	\$738.96
Average Monthly Rate	1.99%	2.03%
TOTAL LIQ AND MAX		\$738.96
TOTAL FIXED INCOME		\$0.00
ACCOUNT TOTAL		\$738.96

PLEASE NOTE: THE FUND WILL BE CLOSED
OCTOBER 14TH IN OBSERVANCE OF THE COLUMBUS
DAY HOLIDAY

Board of Education, C.H.S.D. #94
Daniel Oberg
326 JOLIET STREET
WEST CHICAGO, IL 60185-3142



ISDLAF+ Monthly Statement

(10242-204) 2018 Bond Proceeds (Municipal Advisory Account)

Statement Period
Aug 1, 2019 to Aug 31, 2019

Statement for the Account of:
Board of Education, C.H.S.D. #94

ACTIVITY SUMMARY

INVESTMENT POOL SUMMARY

	LIQ	MAX
Beginning Balance	\$2,024,533.70	\$2,890.76
Dividends	\$2,221.80	\$3.20
Credits	\$459,861.90	\$0.00
Checks Paid	\$0.00	\$0.00
Other Debits	(\$2,484,395.60)	(\$2,890.76)
Ending Balance	\$2,221.80	\$3.20
Average Monthly Rate	1.99%	2.03%

PLEASE NOTE: THE FUND WILL BE CLOSED
OCTOBER 14TH IN OBSERVANCE OF THE COLUMBUS
DAY HOLIDAY

TOTAL LIQ AND MAX **\$2,225.00**

TOTAL FIXED INCOME **\$23,983,191.27**

ACCOUNT TOTAL **\$23,985,416.27**

Board of Education, C.H.S.D. #94
Daniel Oberg
326 JOLIET STREET
WEST CHICAGO, IL 60185-3142

Activity - deposit accounts
Balances - deposit accounts

Quick Links:
Statements & documents

Activity - Deposit Accounts


[Print this page](#)

[New search](#) | [View account information](#)

Report created: 09/03/2019 09:55:06 AM (ET)
 Account: 071903929 • *5336 • Checking • Money Market • Available \$1,254,258.34
 Date range: 8/1/2019 to 8/31/2019
 Transaction types: All transactions
 Detail option: Includes transaction detail

[Search completed transactions](#) | [14 day view](#) | [Print selected transactions](#) Download as:

071903929 • *5336 • Checking • Money Market • Available \$1,254,258.34 [Make a transfer](#)

 Post Date	Reference	Additional Reference	Image	Description	Debit	Credit	Calculated Balance
<input type="checkbox"/> 08/30/2019				INTEREST CREDIT		\$1,991.62	\$1,254,258.34
08/31/2019 Totals					\$0.00	\$1,991.62	

Office of Human Resources – Personnel Report
09/17/19 – Board of Education Meeting

NAME	POSITION	DIVISION	EFFECTIVE DATE	FTE	ACTION
EMPLOYMENT					
Kevin Kirchoff	Deans Assistant	Deans Office	09/03/19	1.0	Approve
Thomas Matejka-Crome	Custodian – 2 nd Shift	Building Operations	09/12/19	1.0	Approve
Joshua May	Program Assistant	Special Education	09/03/19	1.0	Approve
Kevin Seaman	Program Assistant	World Language	09/09/19	1.0	Approve
SEPARATION OF EMPLOYMENT					
Alfonso Rivera	Custodian – 3 rd Shift	Building Operations	09/18/20	1.0	Acceptance
Andre Rosado	Program Assistant – SRC	Student Services	09/13/19	1.0	Acceptance
LEAVE OF ABSENCE					
Chris Camerano	Teacher	Science	11/18/19 – 12/13/19	1.0	Approve
COACHING/ACTIVITY SPONSORS RECOMMENDATIONS					
Hunter Cerny	Assistant Coach	Boys Track & Field	01/20/20		Approve
Joshua May	Assistant Coach	Boys Swimming	11/25/19		Approve

Office of Human Resources – Personnel Report
09/17/19 – Board of Education Meeting

ATHLETIC ROSTER

SPORTS - BOYS	SEASON	HEAD/ ASST	NAME	SPORTS - BOYS	SEASON	HEAD/ ASST	NAME
Baseball	Spring	Head	Nall, Thomas	Golf	Fall	Head	Theil, Steven
Baseball	Spring	Asst	Bodine, Greg	Golf	Fall	Asst	Kost, Richard
Baseball	Spring	Asst	Dovich, Timothy	Soccer	Fall	Head	Villa, Jose
Baseball	Spring	Asst	Vokes, Charles	Soccer	Fall	Asst	Ballines, Daniel
Baseball	Spring	Asst	Walker, Vincent	Soccer	Fall	Asst	Carrasco, Dorian
Basketball	Winter	Head	Recchia, William	Soccer	Fall	Asst	Hurtado, Roberto
Basketball	Winter	Asst	Pauli, Miles	Soccer	Fall	Asst	Lopez, Victor
Basketball	Winter	Asst	Ricci, Brian	Soccer	Fall	Asst	Reyes, Paul
Basketball	Winter	Asst	Sayner, David	Swimming	Winter	Head	Murray, Troy
Basketball	Winter	Asst	Williams, David	Swimming	Winter	Asst	May, Joshua
Cross Country	Fall	Head	Sayner, David	Tennis	Spring	Head	Toms, Fred
Cross Country	Fall	Asst	Klapatch, Kellen	Tennis	Spring	Asst	Dresden, Drew
Football	Fall	Head	Belding, Tyler	Track & Field	Spring	Head	McLeland, Paul
Football	Fall	Asst	Alfaro, Juventino	Track & Field	Spring	Asst	Albright, Scott
Football	Fall	Asst	Brown, Steve	Track & Field	Spring	Asst	Cerny, Hunter
Football	Fall	Asst	Lobdell, Kyle	Track & Field	Spring	Asst	Mittman, Michael
Football	Fall	Asst	Mittman, Michael	Volleyball	Spring	Head	Pauli, Regina
Football	Fall	Asst	Niziolek, Dave	Volleyball	Spring	Asst	Jacob, Kelsey
Football	Fall	Asst	Smith, Ian	Volleyball	Spring	Asst	Porcayo, Adrian
Football	Fall	Asst	Stratejcruk, Michael	Wrestling	Winter	Head	Philips, Jamie
Football	Fall	Asst	Walker, Vincent	Wrestling	Winter	Asst	Alfaro, Juventino
Football	Fall	Asst	Williams, David	Wrestling	Winter	Asst	Brown, Steve
Football	Fall	Asst	Zaputil, Conor	Wrestling	Winter	Asst	Valdez, Edward
Football	Fall	Asst	Zumpano, Blake				

Office of Human Resources – Personnel Report
09/17/19 – Board of Education Meeting

ATHLETIC ROSTER (continued)

SPORTS - GIRLS	SEASON	HEAD/ ASST	NAME	SPORTS - GIRLS	SEASON	HEAD/ ASST	NAME
Badminton	Spring	Head	Monken, Ted	Softball	Spring	Head	Gimpert, Sean
Badminton	Spring	Asst	Trowbridge, Emily	Softball	Spring	Asst	Habecker, Jerrick
Badminton	Spring	Asst	Hill, Zachary	Softball	Spring	Asst	McCollum, Joseph
Basketball	Winter	Head	Fitzgerald, Mark	Softball	Spring	Asst	TBD
Basketball	Winter	Asst	Alderman, James	Swimming	Fall	Head	Parry, Nick
Basketball	Winter	Asst	Labuhn, Maggie	Swimming	Fall	Asst	Licari, Lisa
Basketball	Winter	Asst	Phillips, Michael	Tennis	Fall	Head	Toms, Fred
Basketball	Winter	Asst	Segal, Teresa	Tennis	Fall	Asst	Dresden, Drew
Competitive Cheerleading	Winter	Head	Simmons-Trimble, Beth	Track & Field	Spring	Head	Belding, Tyler
Competitive Cheerleading	Winter	Asst	Torres, Allie	Track & Field	Spring	Asst	Contreras, Andrea
Competitive Dance/Poms	Winter	Asst	Sullivan, Katie	Track & Field	Spring	Asst	Meyers, Jake
Competitive Dance/Poms	Winter	Head	Heavey, Laura	Track & Field	Spring	Asst	Smith, Ian
Cross Country	Fall	Head	Miller, Tanya	Volleyball	Fall	Head	Pater, Pamela
Cross Country	Fall	Asst	Contreras, Andrea	Volleyball	Fall	Asst	Eier, Tracy
Golf	Fall	Head	Theobald, Jeff	Volleyball	Fall	Asst	Jacob, Kelsey
Soccer	Spring	Head	Gomez, J. Cesar	Volleyball	Fall	Asst	Pauli, Regina
Soccer	Spring	Asst	Carrasco, Dorian	Volleyball	Fall	Asst	Porcayo, Adrian
Soccer	Spring	Asst	Hurtado, Roberto				
Soccer	Spring	Asst	Villa, Jose				
Soccer	Spring	Asst	Wessels, Nora				

Office of Human Resources – Personnel Report
09/17/19 – Board of Education Meeting

SPONSOR ROSTER

CLUB	HEAD/ ASST	SPLIT	SPONSOR	CLUB	HEAD/ ASST	SPLIT	SPONSOR
Anime Club	Head		Wilson, Sandy	OLA'AS	Head		Poulterer, Mark
Art Club	Head	50	Dulkinys, Megan	Orchestra	Head		Wojciechowski, Alexandra
Art Club	Head	50	Exner, Dave	Pep Club	Head	50	Jennings, Dave
Band - Jazz	Head		Wallace, James	Pep Club	Head	50	McKenna, Mitch
Band Director	Head		Wallace, James	Personal Finance Challenge	Head		Fikis, Candace
Book Club	Head		Kempski, Nick	Photography Club	Head		Jennings, Dave
BPA	Head/Asst	50	Durbin, Donna	Play Director - Fall	Head		Begovich, Mark
BPA	Head/Asst	50	Wirth, Mia	Play Director - Fall	Asst		McKellaston, Kathleen
Chess	Head		Splinter, Joe	Play Director - Winter	Head		Begovich, Mark
Choral Group	Head		Fantozzi, Brandon	Play Director - Winter	Asst		McKellaston, Kathleen
Club Green	Head	50	Burchacki, Suzanne	ROAR	Head/Asst	50	Culbertson, Jennifer
Club Green	Head	50	Ferreiro, Brianne	ROAR	Head/Asst	50	Schoenbeck, Krysta
Compass	Head	50	Befus, Lindsey	Scholastic Bowl	Head		Caltagirone, Nick
Compass	Head	50	Ruiz, Blanca	Snowball	Head	50	Culbertson, Jennifer
Creative Writing	Head		Deleon, Tara	Snowball	Head	50	Schoenbeck, Krysta
Dance Production	Head		Covella, Jordan	Speech Team	Head		Lichy, Paul
Drama	Head		Begovich, Mark	Speech Team	Asst		Begovich, Mark
FCCLA	Head	50	Bauer, Brittney	Speech Team	Asst	50	Jonesi, Allison
FCCLA	Head	50	Gentile, Angela	Speech Team	Asst	50	Stadler, Nicole
Flag Corps / Color Guard	Head		Rufo, Adrienne	Spring Musical - Choreographer	Head		Bocek, Nancy
GSA	Head		Larson, Brad	Spring Musical - Chorus	Head		Fantozzi, Brandon
Horticulture Club	Head		Stieglitz, Corrie	Spring Musical - Director	Head		Begovich, Mark
IHSA Drama	Head		Begovich, Mark	Spring Musical - Director	Asst		McKellaston, Kathleen
InterAct Club	Head		Engel, Gavin	Spring Musical - Orchestra	Head	50	Fantozzi, Brandon
International Club	Head	50	Gill, Sarah	Spring Musical - Orchestra	Head	50	Wallace, James
International Club	Head	50	Wessels, Nora	Steppers	Head		TBD
LifeSmarts	Head		Zabelin, Donald	Student Council	Head		Lukas, Chris
Marching Band - Associate	Head		Fantozzi, Brandon	Student Council	Asst		Fikis, Candace
Math Team	Head		Vokes, Charles	Student Council	Asst		Kempski, Nick
Math Team	Asst		Kilgallen, Beverly	Wego Global	Head		Haas, Maggie
Music Honor Society	Head		Wojciechowski, Alexandra	Wildcat Chronicle	Head		Kuehn, Laura
National Honor Society	Head		Debs, Brigitte	Yearbook Advisor	Head		Kost, Richard



April 23, 2019

Mr. Michael Guttman
City Administrator
City of West Chicago
475 Main Street
West Chicago, IL 60185

Dear Mr. Guttman,

This letter is an addendum to our letter dated March 21, 2019.

Alton Industries ("Alton") is a global leader for wet dry vacuum cleaners & air compressors. Alton has been in business for over 15 years and offers DeWalt, Stanley, Briggs & Stratton, Porter Cable, and Stealth brand products. Alton Industries has been dedicated to building performance-driven, and reliable products in the power tool industry. Alton's sister company located in China manufactures component parts which are then shipped to Alton for distribution. Alton's U.S. office is located in Batavia, IL, houses the US headquarters, distribution and customer service team.

Alton has outgrown its current Batavia facility due to increased customer demand. In order to make room for additional capacity, Alton is exploring several build-to suit real estate options. Alton is exploring relocating injection molding production from Alton's sister company in China to the new US site. As such, the new site would house distribution and warehousing activities. The project would include construction of a new 150K SF facility with \$9M in estimated costs and 25 new jobs to West Chicago. The initial operations (Phase 1) would include logistic and distribution operations. A proposed Phase 2 would include manufacturing operations currently located in China and could result in an additional 15 jobs and \$2 million in investment. Phase 2 is projected to begin in 2022-2023.

Alton is in the process of searching for a site to best accommodate operations. Locations under consideration include: Batavia, DuPage Business Park in West Chicago, and Salem, WI. The proposed DuPage Business Park location is 24 acres and includes portions of parcels 04-07-102-016 and 04-07-300-019. The subject site is outlined in green on the attached map. The 24 acres includes land for Phase 1 buildout (150K SF building) and a potential Phase 2 buildout (75k SF building). The Phase 1 building of 150K SF includes approximately 50K SF of excess capacity above current.

We respectfully request a property tax abatement of 50% for a ten-year term and permit fee reductions to bring this project to fruition in West Chicago.

The value of the abatement is estimated to be \$1,110,432 over a ten-year period. The net taxes to the districts are estimated to be \$1,535,760 over a ten-year period. The estimates assume new building initially valued at \$7M in addition to existing land value and 2% assessment escalations due to the quadrennial reassessments.

1031 N. Raddant Road
Batavia, IL 60510

www.altonindustries.com

630-389-1030



The current estimate of City permitting fees is approximately \$42,000. Alton is requesting a waiver of 50% which is approximately \$22,000.

This is a competitive project. Alton is currently considering multiple location options for its expansion. Alton is investigating Batavia, West Chicago, and Salem, WI for this project. Alton is investigating the all-in costs of operating at each location. We have received a preliminary property tax abatement offer from Batavia for the proposed Batavia property. The Batavia property also represents a lower property tax costs than the West Chicago site without property tax abatement. The Salem, WI site represents significant cost savings in labor, real estate, income taxes, and incentives. This project requires board approval, and West Chicago's partnership and participation would help achieve approval.

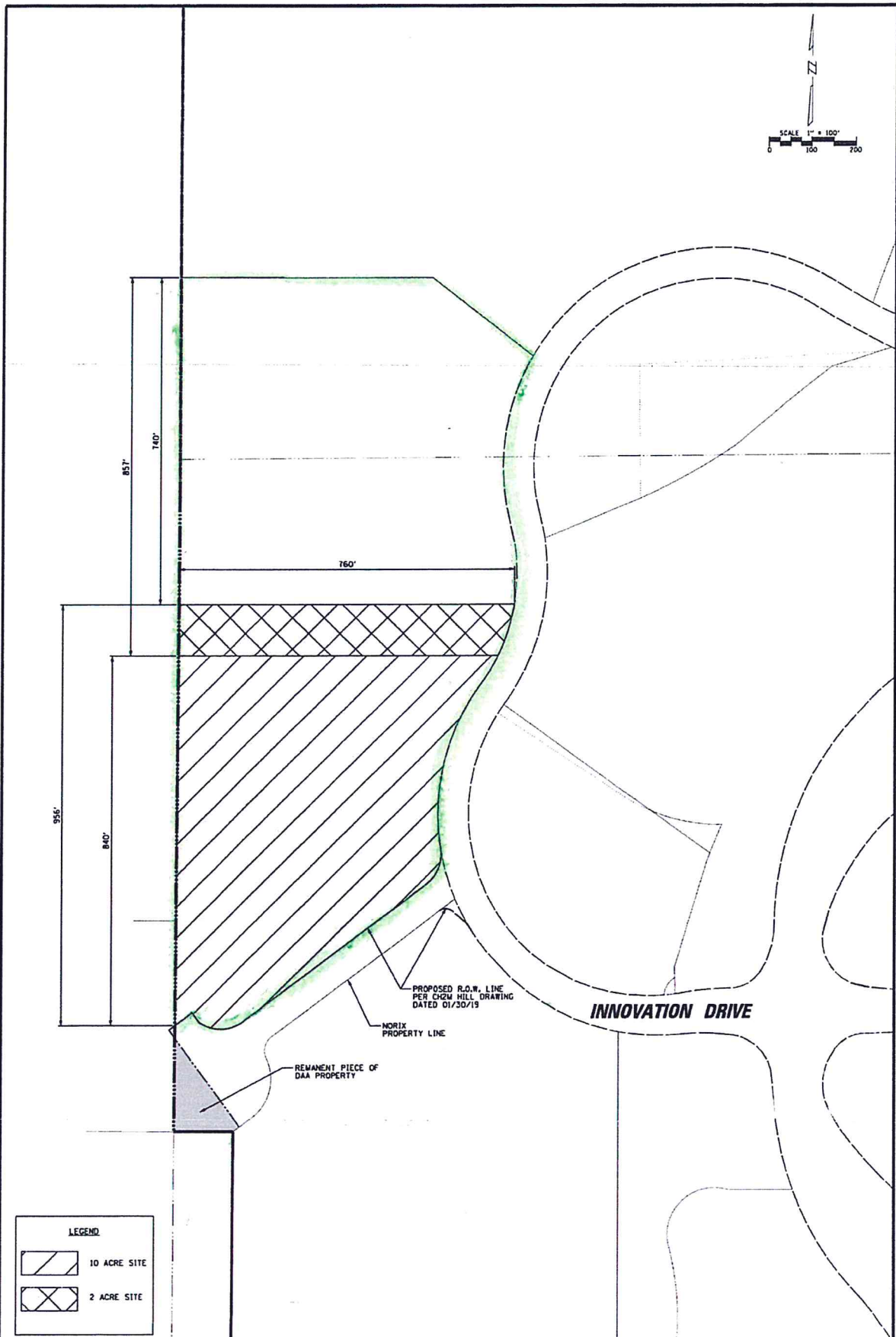
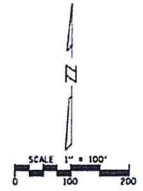
Thank you for your consideration of this request. We are hopeful West Chicago and the other taxing districts' support will enable Alton to build this new facility in West Chicago.

A handwritten signature in black ink, appearing to read "Michael Roach". The signature is fluid and cursive, with a large initial "M" and "R".

Michael Roach

General Manager

Executive Vice President-Global Sales and Marketing



LEGEND

	10 ACRE SITE
	2 ACRE SITE

A:\11510\11510\DWG\11510\11510.DWG

	CLIENT: DUPAGE AIRPORT AUTHORITY 2700 INTERNATIONAL DRIVE WEST CHICAGO, IL 60185	TITLE: PROPOSED 10 ACRE & 12 ACRE PARCEL	PROJ. NO. 180267 DATE: 2/15/19 SHEET 1 OF 1 DRAWING NO.																			
	CHRISTOPHER B. BURKE ENGINEERING, LTD. 9575 W. Higgins Road, Suite 600 Rosemont, Illinois 60018 (847) 823-0500	161	<table border="1" style="width: 100%; border-collapse: collapse;"> <tr> <td>DESIGN</td> <td>JMD</td> <td>MR</td> <td>SCALE:</td> <td>100'</td> </tr> <tr> <td>OWNR</td> <td></td> <td></td> <td>PLOT DATE:</td> <td>2/15/2019</td> </tr> <tr> <td>CHKD</td> <td></td> <td></td> <td>CAD USER:</td> <td>Jim Francis</td> </tr> <tr> <td>FILE:</td> <td>PP_180267</td> <td>MODEL:</td> <td colspan="2">Dwg.dwg</td> </tr> </table>	DESIGN	JMD	MR	SCALE:	100'	OWNR			PLOT DATE:	2/15/2019	CHKD			CAD USER:	Jim Francis	FILE:	PP_180267	MODEL:	Dwg.dwg
DESIGN	JMD	MR	SCALE:	100'																		
OWNR			PLOT DATE:	2/15/2019																		
CHKD			CAD USER:	Jim Francis																		
FILE:	PP_180267	MODEL:	Dwg.dwg																			

Alton Industries
 Tax Estimates
 Preliminary & Confidential

10-Year Average Anticipated Taxes	Annual Anticipated Taxes Post Abatement
Before Abatem \$ 264,619	285,894
Value of Abate \$ (111,043)	
Net of Abatem \$ 153,576	

Annual Summary	2019	2020	2021	2022	2023	2024	2025	2026	2027	2028	2029	Total
Anticipated Taxes Before Abatement	\$ 244,008	\$ 244,008	\$ 244,008	\$ 244,008	\$ 264,122	\$ 264,122	\$ 264,122	\$ 264,122	\$ 285,894	\$ 285,894	\$ 285,894	\$ 2,646,192
Less: Abatement	\$(102,394)	\$(102,394)	\$(102,394)	\$(102,394)	\$(110,834)	\$(110,834)	\$(110,834)	\$(110,834)	\$(119,971)	\$(119,971)	\$(119,971)	\$(1,110,432)
Taxes Net of Abatement	\$ 141,614	\$ 141,614	\$ 141,614	\$ 141,614	\$ 153,287	\$ 153,287	\$ 153,287	\$ 153,287	\$ 165,923	\$ 165,923	\$ 165,923	\$ 1,535,760

	2019	2020	2021	2022	2023	2024	2025	2026	2027	2028	2029	Total
LAND VALUE												
Tax Rate	10.419%	10.42%	10.42%	10.42%	10.42%	10.42%	10.42%	10.42%	10.42%	10.42%	10.42%	
Land EAV	\$ 8,175	\$ 8,849	\$ 8,849	\$ 8,849	\$ 8,849	\$ 9,579	\$ 9,579	\$ 9,579	\$ 10,368	\$ 10,368	\$ 10,368	\$ 10,368
INCREMENTAL VALUE												
Building FMV		\$ 7,000,000	\$ 7,000,000	\$ 7,000,000	\$ 7,577,025	\$ 7,577,025	\$ 7,577,025	\$ 7,577,025	\$ 8,201,616	\$ 8,201,616	\$ 8,201,616	\$ 8,201,616
Assessment Ratio		33.33%	33.33%	33.33%	33.33%	33.33%	33.33%	33.33%	33.33%	33.33%	33.33%	33.33%
Equalization Factor		1	1	1	1	1	1	1	1	1	1	1
EAV	\$ 2,333,100	\$ 2,333,100	\$ 2,333,100	\$ 2,333,100	\$ 2,525,422	\$ 2,525,422	\$ 2,525,422	\$ 2,525,422	\$ 2,733,599	\$ 2,733,599	\$ 2,733,599	\$ 2,733,599
Incremental Taxes Due to Development	\$ 243,086	\$ 243,086	\$ 243,086	\$ 243,086	\$ 263,124	\$ 263,124	\$ 263,124	\$ 263,124	\$ 284,814	\$ 284,814	\$ 284,814	\$ 284,814
		50%	50%	50%	50%	50%	50%	50%	50%	50%	50%	50%
ABATED TAXES												
GRADE SCHOOL DIST 33	4.753%	\$ 55,440	\$ 55,440	\$ 55,440	\$ 60,010	\$ 60,010	\$ 60,010	\$ 60,010	\$ 64,957	\$ 64,957	\$ 64,957	\$ 64,957
HIGH SCHOOL DIST 94	2.303%	\$ 26,866	\$ 26,866	\$ 26,866	\$ 29,080	\$ 29,080	\$ 29,080	\$ 29,080	\$ 31,477	\$ 31,477	\$ 31,477	\$ 31,477
WEST CHGO FIRE DIST	0.875%	\$ 10,204	\$ 10,204	\$ 10,204	\$ 11,045	\$ 11,045	\$ 11,045	\$ 11,045	\$ 11,955	\$ 11,955	\$ 11,955	\$ 11,955
CITY OF WEST CHICAGO	0.544%	\$ 6,347	\$ 6,347	\$ 6,347	\$ 6,870	\$ 6,870	\$ 6,870	\$ 6,870	\$ 7,437	\$ 7,437	\$ 7,437	\$ 7,437
WEST CHGO LIBR DIST	0.486%	\$ 3,343	\$ 3,343	\$ 3,343	\$ 3,619	\$ 3,619	\$ 3,619	\$ 3,619	\$ 3,917	\$ 3,917	\$ 3,917	\$ 3,917
DU PAGE AIRPORT AUTH	0.019%	\$ 194	\$ 194	\$ 194	\$ 210	\$ 210	\$ 210	\$ 210	\$ 227	\$ 227	\$ 227	\$ 227
	8.980%	\$ 102,394	\$ 102,394	\$ 102,394	\$ 110,834	\$ 110,834	\$ 110,834	\$ 110,834	\$ 119,971	\$ 119,971	\$ 119,971	\$ 119,971
TOTAL TAX COLLECTED (Land + Building)	\$ -	\$ 141,614	\$ 141,614	\$ 141,614	\$ 153,287	\$ 153,287	\$ 153,287	\$ 153,287	\$ 165,923	\$ 165,923	\$ 165,923	\$ 165,923
NET NEW TAXES												
GRADE SCHOOL DIST 33		\$ 55,440	\$ 55,440	\$ 55,440	\$ 60,010	\$ 60,010	\$ 60,010	\$ 60,010	\$ 64,957	\$ 64,957	\$ 64,957	\$ 64,957
HIGH SCHOOL DIST 94		\$ 26,866	\$ 26,866	\$ 26,866	\$ 29,080	\$ 29,080	\$ 29,080	\$ 29,080	\$ 31,477	\$ 31,477	\$ 31,477	\$ 31,477
WEST CHGO FIRE DIST		\$ 10,204	\$ 10,204	\$ 10,204	\$ 11,045	\$ 11,045	\$ 11,045	\$ 11,045	\$ 11,955	\$ 11,955	\$ 11,955	\$ 11,955
CITY OF WEST CHICAGO		\$ 6,347	\$ 6,347	\$ 6,347	\$ 6,870	\$ 6,870	\$ 6,870	\$ 6,870	\$ 7,437	\$ 7,437	\$ 7,437	\$ 7,437
WEST CHGO LIBR DIST		\$ 3,343	\$ 3,343	\$ 3,343	\$ 3,619	\$ 3,619	\$ 3,619	\$ 3,619	\$ 3,917	\$ 3,917	\$ 3,917	\$ 3,917
DU PAGE AIRPORT AUTH		\$ 194	\$ 194	\$ 194	\$ 210	\$ 210	\$ 210	\$ 210	\$ 227	\$ 227	\$ 227	\$ 227
Total		\$ 102,394	\$ 102,394	\$ 102,394	\$ 110,834	\$ 110,834	\$ 110,834	\$ 110,834	\$ 119,971	\$ 119,971	\$ 119,971	\$ 119,971

**Alton Industries
Tax Estimates
Preliminary & Confidential
Assumptions**

Assessment Ratio 33.33%
Growth Rate 2%

	2017 EAV	Acres
04-07-300-019	\$ 12,260	37.68
04-07-102-016	\$ 17,808	50.59
	<u>\$ 30,068</u>	<u>88.27</u>
Proposed Site	\$ 8,175	24.00 ⁽¹⁾

Price per SF	3.8
SF/Acre	43,560
Land Price	\$ 165,528
Acres	<u>24</u>
Land Price	<u>\$3,972,672</u>

Bldg. SF	150,000
Tax PSF	<u>1.6</u>
Tax	\$ 240,000

Estimated FMV \$7,000,000

Rate Source: 2017 tax bill

(1) Land to be acquired includes portions of two parcels. EAV is pro-rated based on acreage.



March 21, 2019

Mr. Michael Guttman
City Administrator
City of West Chicago
475 Main Street
West Chicago, IL 60185

Dear Mr. Guttman,

Alton Industries ("Alton") is a global leader for wet dry vacuum cleaners & air compressors. Alton has been in business for over 15 years and offers DeWalt, Stanley, Briggs & Stratton, Porter Cable, and Stealth brand products. Alton Industries has been dedicated to building performance-driven, and reliable products in the power tool industry. Alton's sister company located in China manufactures component parts which are then shipped to Alton for distribution. Alton's U.S. office is located in Batavia, IL, houses the US headquarters, distribution and customer service team.

Alton has outgrown its current Batavia facility due to increased customer demand. In order to make room for additional capacity, Alton is exploring several build-to suit real estate options. Alton is exploring relocating injection molding production from Alton's sister company in China to the new US site. As such, the new site would house distribution and warehousing activities. The project would include construction of a new 150K SF facility with \$9M in estimated costs and 25 new jobs to West Chicago.

Alton is in the process of searching for a site to best accommodate operations. Locations under consideration include: Batavia, DuPage Business Park in West Chicago, and Salem, WI.

We respectfully request a property tax abatement, permit fee reductions, and utility tax reductions in order to bring this project to fruition in West Chicago.

This is a competitive project. Alton is currently considering multiple location options for its expansion. Alton is investigating Batavia, West Chicago, and Salem, WI for this project. Alton is investigating the all-in costs of operating at each location. We have received a preliminary property tax abatement offer from Batavia for the proposed Batavia property. The Batavia property also represents a lower property tax costs than the West Chicago site without property tax abatement. The Salem, WI site represents significant cost savings in labor, real estate, income taxes, and incentives. This project requires board approval, and West Chicago's partnership and participation would help achieve approval.

Thank you for your consideration of this request. We are hopeful West Chicago and the other taxing districts' support will enable Alton to build this new facility in West Chicago.

Sincerely,

Michael Roach

Executive Vice President-Global Sales and Marketing

General Manager-Americas
1031 N. Raddant Road

Batavia, IL 60510

630-389-1030

www.altonindustries.com

**INTERGOVERNMENTAL AGREEMENT
BETWEEN THE CITY OF WEST CHICAGO, DUPAGE AIRPORT AUTHORITY, WEST
CHICAGO LIBRARY DISTRICT, WEST CHICAGO FIRE PROTECTION DISTRICT,
WEST CHICAGO ELEMENTARY SCHOOL DISTRICT 33, COMMUNITY HIGH
SCHOOL DISTRICT 94 AND INNOVATION PARTNERS, LLC IN REGARD TO A
PROPERTY TAX ABATEMENT RELATIVE TO THE DEVELOPMENT OF THE
ALTON INDUSTRIES PROPERTY**

This INTERGOVERNMENTAL AGREEMENT (“Agreement”) is entered into this _____ day of _____, 2019 (“Effective Date”), by and between the CITY OF WEST CHICAGO, an Illinois home rule municipal corporation (“CITY”), the DUPAGE AIRPORT AUTHORITY, an Illinois airport authority (“AIRPORT”), the WEST CHICAGO LIBRARY DISTRICT, an Illinois library district (“LIBRARY”), the WEST CHICAGO FIRE PROTECTION DISTRICT, an Illinois fire protection district (“FIRE PROTECTION DISTRICT”), the WEST CHICAGO ELEMENTARY SCHOOL DISTRICT 33, an Illinois school district (“ELEMENTARY SCHOOL DISTRICT”), the COMMUNITY HIGH SCHOOL DISTRICT 94, an Illinois school district (“HIGH SCHOOL DISTRICT”), and Innovation Partners, LLC, a Limited Liability Company (“DEVELOPER”). The CITY, the AIRPORT, the LIBRARY, the FIRE PROTECTION DISTRICT, the ELEMENTARY SCHOOL DISTRICT, the HIGH SCHOOL DISTRICT, and the DEVELOPER are sometimes individually referred to herein as a “Party” and collectively referred to as the “Parties.”

WITNESSETH

WHEREAS, DEVELOPER is under contract to acquire vacant land on Innovation Parkway in West Chicago, Illinois, with said property being legally described on EXHIBIT A-1, attached hereto and made part hereof, and depicted on EXHIBIT A-2, attached hereto and made part hereof (“Subject Property”); and

WHEREAS, the DEVELOPER desires to acquire and develop the Subject Property with a distribution and warehouse building of approximately one hundred fifty thousand (150,000) square feet on approximately twenty-four (24) acres, as depicted and further described in EXHIBIT B-1 and EXHIBIT B-2, respectively, attached hereto and made a part hereof ("Project"); and

WHEREAS, the DEVELOPER desires to own, develop and operate the Project on the Subject Property; and

WHEREAS, in order to induce the DEVELOPER to proceed with the Project, the CITY, the AIRPORT, the LIBRARY, the FIRE PROTECTION DISTRICT, the ELEMENTARY SCHOOL DISTRICT, and the HIGH SCHOOL DISTRICT (collectively the "UNITS OF GOVERNMENT") agree to provide the DEVELOPER with a partial real estate tax abatement in regard to certain of the real estate taxes assessed by the UNITS OF GOVERNMENT against the Subject Property ("Tax Abatement"); and

WHEREAS, the Tax Abatement will provide a real estate tax abatement from the UNITS OF GOVERNMENT to the DEVELOPER pursuant to 35 ILCS 200/18-165 ("Abatement Law"); and

WHEREAS, the UNITS OF GOVERNMENT have agreed to provide the Tax Abatement to the DEVELOPER, pursuant to the terms and conditions as set forth in this Agreement, provided the DEVELOPER agrees to refrain from taking any actions, either directly or indirectly, to lower the equalized assessed valuation of the Subject Property, including the Project located thereon, for a period of fifteen (15) years after the Project commences operation, below those equalized assessed valuations as set forth on EXHIBIT C, attached hereto and made part hereof ("Anticipated Assessed Values"); and

WHEREAS, the DEVELOPER is in agreement with the restriction set forth above, relative to refraining from taking any actions, either directly or indirectly, to lower the equalized assessed valuation of the Subject Property below the Anticipated Assessed Values for the Subject Property; and

WHEREAS, by providing the Tax Abatement, in exchange for the DEVELOPER agreeing to refrain from taking any actions, either directly or indirectly, to lower the equalized assessed valuation of the Subject Property below the Anticipated Assessed Values for the Subject Property, the UNITS OF GOVERNMENT will induce the DEVELOPER to cause the Project to be constructed and operated, which the UNITS OF GOVERNMENT anticipate will provide future financial benefits for the UNITS OF GOVERNMENT; and

WHEREAS, Article VII, Section 10 of the 1970 Illinois Constitution, 5 ILCS 220/1 *et seq.* and the CITY'S home rule powers provide the authority for this Agreement; and

WHEREAS, it is in the best interests of the Parties to enter into this Agreement.

NOW, THEREFORE, in consideration of the foregoing, and the mutual covenants and agreements contained herein, the Parties hereto agree as follows:

1. **INCORPORATION OF PREAMBLES.** The preambles hereto, as set forth above, are incorporated herein by reference and are made part hereof.
2. **DEVELOPER CONDITIONS.** The DEVELOPER'S right to receive the Tax Abatement under this Agreement is expressly conditioned upon the satisfaction by the DEVELOPER of the following conditions:
 - A. DEVELOPER shall acquire title to the Subject Property on or before August 31, 2019.

- B. Construct and operate the Project on the Subject Property substantially in accordance with EXHIBITS B-1 and B-2;
- C. Obtain certificates of occupancy, or final approvals, for the Project from all governmental entities having jurisdiction over the design and construction of the Project, on or before December 31, 2019. The date the DEVELOPER receives the last of the final certificates of occupancy or final approvals for the Project from all governmental entities having jurisdiction over the design and construction of the Project shall be the "Commencement Date." The DEVELOPER shall notify each of the UNITS OF GOVERNMENT of the Commencement Date within fourteen (14) days after the Commencement Date has occurred;
- D. Comply with the real estate tax obligations set forth in Section 4. below; and
- E. Notwithstanding any provision in this Agreement to the contrary, if the DEVELOPER fails to meet any of its obligations in Sections 2.A., 2.B., or 2.C. of this Agreement, the Agreement shall be terminated and be null and void.

3. REAL ESTATE TAX ABATEMENT.

- A. Subject to the DEVELOPER, on the Subject Property, being in full compliance with Section 2. above, and Section 4.A. below, the UNITS OF GOVERNMENT shall provide the DEVELOPER with the Tax Abatement pursuant to the Abatement Law, relative to the real estate taxes assessed against the Subject Property, including the Project located thereon, with said Tax Abatement being:
 - 1. For a maximum of ten (10) years, beginning with the real estate taxes levied on the Subject Property, including the Project located thereon, for the full calendar year after the calendar year in which the Commencement Date occurs, which real estate taxes are payable in the year thereafter, even if the full amount referenced in Subsection 3.A.2. below has not been abated;
 - 2. Limited to a total cumulative amount from the UNITS OF GOVERNMENT combined of Four Million and No/100 Dollars (\$4,000,000.00), even if the Tax Abatement has not occurred for the full ten (10) year period referenced in Subsection 3.A.1. above;

3. Limited to Fifty Percent (50%) of the real estate taxes to be received by the UNITS OF GOVERNMENT from the Subject Property, including the Project located thereon, exclusive of real estate taxes received to satisfy any debt service tax levy of general applicability to all property within any one or more of the respective UNITS OF GOVERNMENT, in any given year; and
4. Limited by excluding amounts levied by each of the UNITS OF GOVERNMENT for debt service, and as limited by the Abatement Law, and any amendments thereto after the Effective Date.

Within sixty (60) days of the Commencement Date, each of the UNITS OF GOVERNMENT shall adopt the ordinance, or resolution, attached hereto as EXHIBIT D and made a part hereof (“Abatement Ordinance / Resolution”), and send a certified copy of the Abatement Ordinance / Resolution to the DuPage County Clerk (“Clerk”), with such changes to the Abatement Ordinance / Resolution being made to tailor the Abatement Ordinance / Resolution to the specific ordinance, or resolution, form requirements of each of the UNITS OF GOVERNMENT, and after updating the current P.I.N.s and legal description(s) for the Subject Property, including the Project located thereon, if any. The Parties acknowledge that under the Abatement Law, the Clerk administers the Tax Abatement. The Parties acknowledge that as of the Effective Date, the process for administering the Tax Abatement as is described in EXHIBIT E, attached hereto and made a part hereof, and that the process described in EXHIBIT E may change after the Effective Date. If the process for administering the Tax Abatement as described in EXHIBIT E is changed after the Effective Date, the Parties shall update EXHIBIT E to reflect the new process, which

update may occur upon agreement of the chief administrative officers of each of the UNITS OF GOVERNMENT and the DEVELOPER. The Parties shall cooperate with one another, and the Clerk, in administering the Tax Abatement. Upon a reasonable request of the Clerk, or any other Party, the Parties shall timely respond to requests for information and documents related to the Tax Abatement, and the Parties shall take all reasonable steps in a timely manner needed to administer the Tax Abatement consistent with the terms of this Agreement.

B. During the term of this Agreement, if the DEVELOPER ceases operating the Project on the Subject Property, or if the DEVELOPER breaches any of its obligations under Section 4.A., the UNITS OF GOVERNMENT shall provide written notice of such cessation (a "Default Notice") to the DEVELOPER. If the DEVELOPER does not recommence operation of the Project within thirty (30) days of the DEVELOPER's receipt of a Default Notice, or if the DEVELOPER does not cure the breach of its obligations under Section 4.A. within thirty (30) days of the DEVELOPER's receipt of a Default Notice, then the UNITS OF GOVERNMENT may elect, by written notice to the DEVELOPER delivered following such thirty (30) day period, to terminate this Agreement (hereinafter, a "Termination"), whereupon the DEVELOPER shall reimburse the UNITS OF GOVERNMENT the Tax Abatement as follows:

1. If a Termination occurs within five (5) years from the Commencement Date, the DEVELOPER shall pay each of the UNITS OF GOVERNMENT its *pro rata* amount of Seventy Five

Percent (75%) of the Tax Abatement realized by the DEVELOPER;
or

2. If a Termination occurs after five (5) years from the Commencement Date, the DEVELOPER shall pay each of the UNITS OF GOVERNMENT its *pro rata* amount of Fifty Percent (50%) of the Tax Abatement realized by the DEVELOPER.

The DEVELOPER's reimbursement obligations herein shall survive, and be binding upon the DEVELOPER, regardless of the termination or expiration of this Agreement, until fifteen (15) years after the Commencement Date. The DEVELOPER shall reimburse the UNITS OF GOVERNMENT within thirty (30) days of a written demand from the UNITS OF GOVERNMENT for such reimbursement.

4. REAL ESTATE TAX OBLIGATIONS OF THE DEVELOPER.

- A. The DEVELOPER agrees to pay, or cause to be paid, all general and special real estate taxes levied against its respective interest in the Subject Property, including the Project located thereon, on or prior to the date same is due, and said real estate taxes shall not become delinquent. The DEVELOPER shall deliver evidence of payment of such real estate taxes to the UNITS OF GOVERNMENT upon request.
- B. The DEVELOPER agrees:
 - (1) to not, and to not permit or allow any of its affiliates or employees, to challenge, contest, or seek a reduction in, or assert tax-exempt status in relation to, the real estate taxes assessed against the Subject Property, including the Project located thereon, below the Anticipated Assessed Values, as shown on EXHIBIT C;
 - (2) to prohibit any third party obligated to pay the real estate taxes, in whole or in part, assessed against the Subject Property, including the Project located thereon, or any portion thereof, from challenging, contesting, seeking a reduction in or asserting tax-exempt status in relation to the real estate taxes assessed against the Subject Property, including the Project located thereon, below the Anticipated Assessed Values, as shown on EXHIBIT C; and

- (3) to not file, participate in, or allow any of its affiliates or employees to file or participate in a tax rate objection, contest or other challenge to the taxes and/or levies of the taxing districts authorized by law to levy property taxes against the Subject Property, including the Project located thereon, below the Anticipated Assessed Values, as shown on EXHIBIT C.
- C. The sole remedy to each of the UNITS OF GOVERNMENT, in the event of a breach by DEVELOPER of its obligations in Subsection 4.B. above, shall be for the DEVELOPER to pay to each of the UNITS OF GOVERNMENT, on an annual basis, the difference between (1) the actual real estate taxes payable with respect to the Subject Property, including the Project located thereon, resulting from any such successful challenge, contest, or reduction of or exemption from real estate taxes assessed against the Subject Property, including the Project located thereon, below the Anticipated Assessed Values, as shown on EXHIBIT C, and (2) the lesser of (a) the amount of real estate taxes that would have been due and owing on the Subject Property, including the Project located thereon, for such year, after the Tax Abatement for such year, had such successful challenge contest, or reduction of or exemption from real estate taxes assessed against the Subject Property not occurred, and (b) the amount of real estate taxes that would have been due and owing on the Anticipated Assessed Values for such year, after the Tax Abatement for such year (said deficiency shall herein be referred to as the "Tax Deficiency") plus interest thereon at the prime rate charged by BMO Harris Bank, N.A. (or its successor) plus Three Percent (3%) per annum for the period beginning on the date the real estate taxes are received by each of the UNITS OF GOVERNMENT for any given year and ending on the date the Tax Deficiency is paid to each of the UNITS OF GOVERNMENT, which shall be due within thirty (30) days of written notice from any one (1) of the UNITS OF GOVERNMENT.
- D. The DEVELOPER agrees to not pursue, permit or allow any of its affiliates or employees to agree to, pursue or permit the disconnection or detachment of the Subject Property from any of the UNITS OF GOVERNMENT.

5. GENERAL CONDITIONS/REQUIREMENTS.

- A. This Agreement is entered into for the benefit of each of the Parties, solely, and not for the benefit of any third party.
- B. Nothing contained in this Agreement shall constitute a waiver of any privileges, defenses or immunities which the UNITS OF GOVERNMENT may have under the Illinois Local Governmental and Governmental Employees Tort Immunity Act, 745 ILCS 10/1-101, *et seq.*, with respect to

any claim brought by a third party.

- C. The obligations of the DEVELOPER shall constitute covenants running with the land legally described in Exhibit A-1 and shall be binding on successors and assigns of the DEVELOPER and shall bind all owners of the Subject Property, including the Project located thereon, or any portion thereof.
- D. This Agreement shall be recorded on title to the Subject Property at the expense of the DEVELOPER upon taking effect.
- E. Upon a breach of this Agreement by DEVELOPER, any of the UNITS OF GOVERNMENT may repeal their respective Abatement Ordinance / Resolution, and any Party, by an action or proceeding solely in equity brought in the 18th Judicial Circuit Court, in DuPage County, Illinois, and may secure the specific performance of the covenants and agreements herein contained, for failure of performance.
- F. In the event of a default by any of the Parties, the defaulting Party, as adjudicated by a court of competent jurisdiction, shall pay to the non-defaulting Party / Parties, upon demand, all of the non-defaulting Party's / Parties' reasonable costs, charges and expenses, including, but not limited to, the costs of accountants, consultants, attorneys and others retained by the non-defaulting Party / Parties for the purpose of enforcing any of the obligations of the defaulting Party under this Agreement.
- G. The failure of any Party to insist upon the strict and prompt performance of the terms, covenants, agreements and conditions herein contained, or any of them, by any other Party, shall not constitute or be construed as a waiver or relinquishment of any Party's right thereafter to enforce any such term, covenant, agreement or condition, but the same shall continue in full force and effect.
- H. If the performance by any Party hereunder is delayed as a result of circumstances which are beyond the reasonable control of such Party (which circumstances shall only include acts of God, war, strikes or similar acts of *force majeure*), the time for such performance shall be extended by the amount of time of such delay.
- I. This Agreement shall remain in full force and effect for fifteen (15) years after the Commencement Date.
- J. In the event that any UNIT OF GOVERNMENT's authority under the Abatement Law to carry out its obligation in this Agreement is repealed, becomes null and void or otherwise becomes invalid, then (i) such UNIT OF GOVERNMENT's obligations hereunder shall cease and no

further obligations of any sort shall be required of the UNIT OF GOVERNMENT, and (ii) the DEVELOPER's obligations to such UNIT OF GOVERNMENT hereunder (including, without limitation, DEVELOPER's obligations to such UNIT OF GOVERNMENT under Section 3.B.) shall cease as of the date on which any such UNIT OF GOVERNMENT's authority under the Abatement Law to carry out its obligation in this Agreement is repealed, becomes null and void or otherwise becomes invalid. The DEVELOPER shall have no recourse against the affected UNIT OF GOVERNMENT(s) in such event and such affected UNIT(s) OF GOVERNMENT shall have no recourse against the DEVELOPER.

- K. No amendment to, or modification of, this Agreement shall be effective unless and until it is in writing and approved by the authorized representative of the DEVELOPER and by each of the UNITS OF GOVERNMENT's corporate authorities, and executed and delivered by the authorized representatives of each Party.
- L. If, during the term of this Agreement, any lawsuits or other proceedings are filed or initiated against any Party before any court, commission, board, bureau, agency, unit of government or sub-unit thereof, arbitrator, or other instrumentality, that may materially affect or inhibit the ability of any Party to perform its obligations under, or otherwise to comply with, this Agreement ("Litigation"), the Party against which the Litigation is filed or initiated shall promptly deliver a copy of the complaint or charge related thereto to the other Parties and shall thereafter keep the other Parties fully informed concerning all aspects of the Litigation. Each Party shall, to the extent necessary, cooperate with the other Parties in this event. The Parties each agree to use their respective best efforts to defend the validity of this Agreement and the Abatement Ordinances / Resolutions adopted pursuant to this Agreement, including every portion thereof and every approval given, and every action taken, pursuant thereto.
- M. The DEVELOPER shall and hereby agrees to defend, hold harmless and indemnify the UNITS OF GOVERNMENT, and their respective elected officials, appointed officials, employees, agents and attorneys (collectively the "UNITS OF GOVERNMENT Affiliates") from and against any and all third-party claims, demands, suits, damages, liabilities, losses, expenses, and judgments against any UNITS OF GOVERNMENT Affiliates resulting from the DEVELOPER's breach of its obligations hereunder. The obligation of the DEVELOPER in this regard shall include, but shall not be limited, to all costs and expenses, including reasonable attorneys' fees, incurred by the UNITS OF GOVERNMENT Affiliates in responding to, defending against, or settling any such claims, demands, suits, damages, liabilities, losses, expenses or judgments. The DEVELOPER covenants that it will reimburse the UNITS OF GOVERNMENT Affiliates, or pay over to the UNITS OF GOVERNMENT Affiliates, all sums of money the UNITS

OF GOVERNMENT Affiliates pays, or becomes liable to pay to any such third party, by reason of any of the foregoing; provided, however, that the DEVELOPER's liability under this Section 5.M. shall be limited to the total amount of Tax Abatement that the DEVELOPER has been received pursuant to this Agreement as of the date of any such claim, demand, suit, damage, liability, loss, expense, or judgment. In any suit or proceeding brought hereunder, the UNITS OF GOVERNMENT Affiliates shall have the right to appoint counsel of their own choosing to represent it, the reasonable costs and expenses of which shall be paid by the DEVELOPER.

N. The DEVELOPER shall maintain the Subject Property, and operate the Project, in compliance with all Federal, State, County, and UNITS OF GOVERNMENT laws, ordinances, resolutions, rules and regulations.

6. **NOTICES.** Notice or other writings which any Party is required to, or may wish to, serve upon any other Party in connection with this Agreement shall be in writing and shall be delivered personally or sent by registered or certified mail, return receipt requested, postage prepaid, addressed as follows:

A. If to the CITY:

City of West Chicago
475 Main Street
West Chicago, Illinois 60185
Attn Mayor

With copies to:

City of West Chicago
475 Main Street
West Chicago, Illinois 60185
Attn: City Administrator

Bond, Dickson & Associates
400 Knoll Street
Wheaton, Illinois 60187
Attn: Patrick Bond

B. If to the LIBRARY:

West Chicago Library District
118 West Washington Street
West Chicago, Illinois 60185
Attn: President

With copies to:

West Chicago Library District
118 West Washington Street
West Chicago, Illinois 60185
Attn: Executive Director

Peregrine, Stime, Newman,
Ritzman, & Bruckner, Ltd.
221 East Illinois Street
Wheaton, Illinois 60187
Attn: Mark Ritzman

C. If to the ELEMENTARY SCHOOL DISTRICT:

West Chicago Elementary
School District 33
312 East Forest Avenue
West Chicago, Illinois 60185
Attn President

With copies to:

West Chicago Elementary
School District 33
312 East Forest Avenue
West Chicago, Illinois 60185
Attn Superintendent

Robbins Schwartz
55 W. Monroe Street, Suite 800
Chicago, Illinois 60603
Attn: Kenneth M. Florey

D. If to the HIGH SCHOOL DISTRICT:

Community High School
District 94
157 West Washington Street
West Chicago, Illinois 60185
Attn: President

With copies to:

Community High School
District 94
157 West Washington Street
West Chicago, Illinois 60185
Attn: Superintendent

Hauser, Izzo, Petrarca, Gleason
& Stillman, LLC
19730 Governors Hwy, Suite 10
Flossmor, Illinois 60422
Attn: John Izzo

E. If to the DUPAGE AIRPORT AUTHORITY:

DuPage Airport Authority
2700 International Drive, Suite 200
West Chicago, Illinois 60185
Attn: Chairman

With copies to

DuPage Airport Authority
2700 International Drive, Suite 200
West Chicago, Illinois 60185
Attn: Executive Director

Schrott, Luetkehans & Garner, LLC
105 E. Irving Park Rd.
Itasca, Illinois 60143
Attn: Phillip A. Luetkehans

F. If to the DEVELOPER:

Attn: _____

With a copy to:

Attn: _____

G. If to the FIRE PROTECTION DISTRICT:

West Chicago Fire Protection District
200 Freemont Street
West Chicago, Illinois 60185
Attn: President

With copies to:

West Chicago Fire Protection District
200 Freemont Street
West Chicago, Illinois 60185
Attn: Fire Chief

Ottosen Britz Kelly Cooper Gilbert
& DiNolfo, Ltd.
1804 N. Naper Boulevard #350
Naperville, Illinois 60563
Attn: Joseph Miller

or to such other address, or additional individuals/entities, as any Party may from time to time designate in a written notice to the other Parties. Service by personal delivery shall be deemed given when delivery occurs, and service by certified or registered mail shall be deemed given three (3) days after depositing same in the mail.

7. **COUNTERPARTS.** This Agreement may be executed simultaneously in up to seven (7) counterparts, each of which shall be deemed an original, but all of which shall constitute one and the same Agreement.
8. **ENTIRE AGREEMENT.** This Agreement contains the entire understanding between the Parties and supersedes any prior understanding or written or oral agreements between them regarding the within subject matter. There are no representations, agreements, arrangements or understandings, oral or written, between and among the Parties hereto relating to the subject matter of this Agreement which are not fully expressed herein.

9. **EFFECTIVE DATE.** This Agreement shall be deemed dated and become effective on the date the last of the Parties executes this Agreement as set forth below, which date shall be filled in on page 1 hereof.

IN WITNESS WHEREOF, the CITY, pursuant to authority granted by the adoption of a Motion/Resolution by its City Council, has caused this Agreement to be executed by its Mayor and attested by its Clerk; the AIRPORT, pursuant to authority granted by the adoption of a Motion/Resolution by its Board of Commissioners, has caused this Agreement to be signed by its Chairman and attested by its Secretary; the LIBRARY, pursuant to the authority granted by the adoption of a Motion/Resolution by its Board of Trustees, has caused this Agreement to be signed by its President and attested by its Secretary; the FIRE PROTECTION DISTRICT, pursuant to the authority granted by the adoption of a Motion/Resolution by its Board of Trustees, has caused this Agreement to be signed by its President and attested by its Secretary; the ELEMENTARY SCHOOL DISTRICT, pursuant to the authority granted by the adoption of a Motion/Resolution by its Board of Education, has caused this Agreement to be signed by its President and attested by its Secretary; the HIGH SCHOOL DISTRICT, pursuant to the authority granted by the adoption of a Motion/Resolution by its Board of Education, has caused this Agreement to be signed by its President and attested by its Secretary; DEVELOPER, pursuant to proper authority granted in accordance with its organizational documents, has caused this Agreement to be executed by its _____ and attested by its _____.

CITY OF WEST CHICAGO

By: _____
_____, Mayor

ATTEST:

_____, City Clerk

Dated: _____

**WEST CHICAGO ELEMENTARY
SCHOOL DISTRICT 33**

By: _____
_____, President

ATTEST:

_____, Secretary

Dated: _____

DUPAGE AIRPORT AUTHORITY

By: _____
_____, Chairman

ATTEST:

_____, Secretary

Dated: _____

**WEST CHICAGO PUBLIC LIBRARY
DISTRICT**

By: _____
_____, President

ATTEST:

_____, Secretary

Dated: _____

**WEST CHICAGO COMMUNITY HIGH
SCHOOL DISTRICT 94**

By: _____
_____, President

ATTEST:

_____, Secretary

Dated: _____

By: _____
_____, _____

ATTEST:

_____, _____

Dated: _____

**WEST CHICAGO FIRE PROTECTION
DISTRICT**

By: _____
_____, President

ATTEST:

_____, Secretary

Dated: _____

STATE OF ILLINOIS)
) SS
COUNTY OF DUPAGE)

I, the undersigned, a Notary Public, in and for the County and State aforesaid, DO HEREBY CERTIFY that the above-named _____ and _____, personally known to me to be the Mayor and City Clerk of the City of West Chicago, and also known to me to be the same persons whose names are subscribed to the foregoing instrument as such Mayor and City Clerk, respectively, appeared before me this day in person and severally acknowledged that, as such Mayor and City Clerk, they signed and delivered the signed instrument, pursuant to authority given by the City of West Chicago, as their free and voluntary act, and as the free and voluntary act and deed of said City of West Chicago, for the uses and purposes therein set forth.

GIVEN under my hand and Notary Seal, this _____ day of _____, 2019.

Notary Public

My Commission Expires: _____

STATE OF ILLINOIS)
) SS
COUNTY OF DUPAGE)

I, the undersigned, a Notary Public, in and for the County and State aforesaid, DO HEREBY CERTIFY that the above-named _____ and _____, personally known to me to be the President and Secretary of the West Chicago Public Library District, and also known to me to be the same persons whose names are subscribed to the foregoing instrument as such President and Secretary, respectively, appeared before me this day in person and severally acknowledged that, as such President and Secretary, they signed and delivered the signed instrument, pursuant to authority given by the West Chicago Public Library District, as their free and voluntary act, and as the free and voluntary act and deed of said West Chicago Public Library District, for the uses and purposes therein set forth.

GIVEN under my hand and Notary Seal, this _____ day of _____, 2019.

Notary Public

My Commission Expires: _____

STATE OF ILLINOIS)
) SS
COUNTY OF DUPAGE)

I, the undersigned, a Notary Public, in and for the County and State aforesaid, DO HEREBY CERTIFY that the above-named _____ and _____, personally known to me to be the President and Secretary of the West Community High School District 94, and also known to me to be the same persons whose names are subscribed to the foregoing instrument as such President and Secretary, respectively, appeared before me this day in person and severally acknowledged that, as such President and Secretary, they signed and delivered the signed instrument, pursuant to authority given by the West Chicago Community High School District 94, as their free and voluntary act, and as the free and voluntary act and deed of said West Chicago Community High School District 94, for the uses and purposes therein set forth.

GIVEN under my hand and Notary Seal, this _____ day of _____, 2019.

Notary Public

My Commission Expires: _____

STATE OF ILLINOIS)
) SS
COUNTY OF DUPAGE)

I, the undersigned, a Notary Public, in and for the County and State aforesaid, DO HEREBY CERTIFY that the above-named _____ and _____, personally known to me to be the Chairman and Secretary of the DuPage Airport Authority, and also known to me to be the same persons whose names are subscribed to the foregoing instrument as such Chairman and Secretary, respectively, appeared before me this day in person and severally acknowledged that, as such Chairman and Secretary, they signed and delivered the signed instrument, pursuant to authority given by the DuPage Airport Authority, as their free and voluntary act, and as the free and voluntary act and deed of said DuPage Airport Authority, for the uses and purposes therein set forth.

GIVEN under my hand and Notary Seal, this _____ day of _____, 2019.

Notary Public

My Commission Expires: _____

EXHIBIT A-1

Legal Description of Subject Property

(attached)

[LEGAL DESCRIPTION]

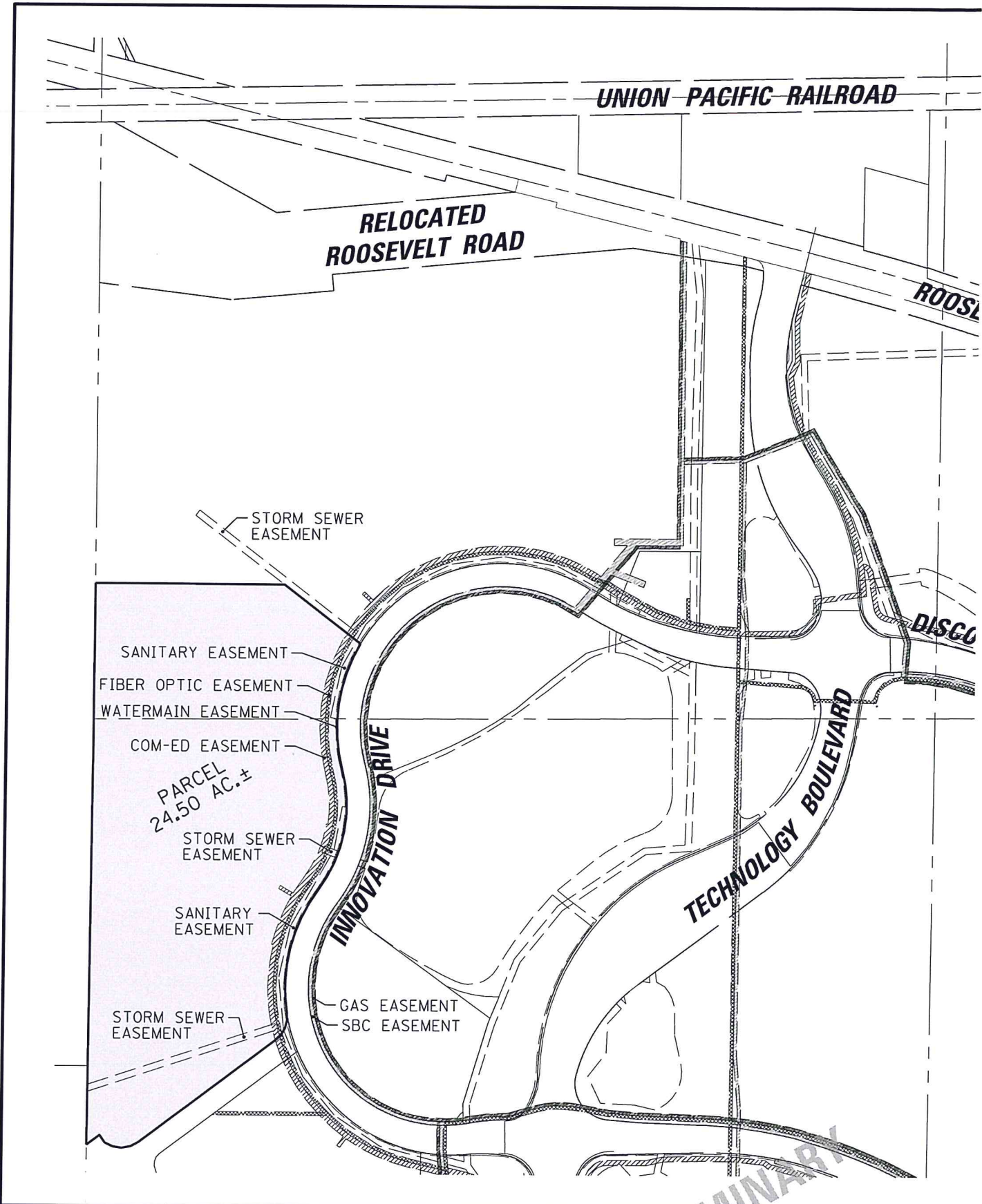
P.I.N.: _____

Common address: _____, West Chicago, Illinois

EXHIBIT A-2

Depiction of Subject Property

(attached)



CHRISTOPHER B. BURKE
 ENGINEERING, LTD.
 9575 West Higgins Road
 Suite 600, Rosemont, Illinois 60018
 (847) 823-0500

PARCEL AREA'S
 IN
 CITY OF WEST CHICAGO, ILLINOIS
 PREPARED FOR
 DUPAGE AIRPORT AUTHORITY

EXHIBIT B-1

Project Site Plan

(attached)

EXHIBIT B-2

Project Description

(attached)

Project Description

Company Background

Alton Industries (“Alton”) is a global leader for wet dry vacuum cleaners & air compressors. Alton has been in business for over 15 years and offers DeWalt, Stanley, Briggs & Stratton, Porter Cable, and Stealth brand products.

Alton Industries has been dedicated to building performance-driven, and reliable products in the power tool industry. Alton’s sister company located in China manufactures component parts which are then shipped to Alton for distribution. Alton’s U.S. office is located in Batavia, IL, houses the US headquarters, distribution and customer service team.

Project Overview

Alton has outgrown its current Illinois facility due to increased customer demand. In order to make room for additional capacity, Alton is exploring several build-to suit real estate options.

Alton is exploring relocating injection molding production from Alton’s sister company in China to the new US site. As such, the new site would house distribution and warehousing activities.

Alton is in the process of searching for a site to best accommodate operations. An entity with related ownership, Innovation Partners, LLC, would purchase and develop the property.

Proposed Project Impact

- Job Commitment
 - 25 new full-time jobs to West Chicago
 - 15 Hourly Workers - \$39K Average Wage
 - 10 Salary Workers - \$65K Average Wage
- Investment Commitment- \$12M
 - DuPage Business Park
 - 150K SF new build-to-suit facility
 - \$9M Estimated total cost
 - Machinery & Equipment - \$3M

EXHIBIT C

Anticipated Assessed Values

<u>Year</u>	<u>Anticipated Assessed Valuation</u>
Year 1	\$2,333,100
Year 2	\$2,333,100
Year 3	\$2,333,100
Year 4	\$2,525,422
Year 5	\$2,525,422
Year 6	\$2,525,422
Year 7	\$2,525,422
Year 8	\$2,733,599
Year 9	\$2,733,599
Year 10	\$2,733,599
Total	<u>\$25,301,785</u>

EXHIBIT D

Abatement Ordinance / Resolution

(attached)

[ORDINANCE / RESOLUTION] PROVIDING FOR REAL ESTATE TAX ABATEMENT

WHEREAS, the Illinois Property Tax Code, 35 ILCS 200/18-165, authorizes any taxing district to abate its taxes in relation to a specific property; and

WHEREAS, in “An Intergovernmental Agreement Between the City of West Chicago, DuPage Airport Authority, West Chicago Library District, West Chicago Fire Protection District, West Chicago Elementary School District 33, Community High School District 94 and _____ in Regard to a Property Tax Abatement Relative to the Development of the Alton Industries Property,” dated _____, 2019 (“IGA”), the [City Council / Board of Trustees / Board of Commissioners / Board of Education] of the [Unit of Government] previously determined it to be in its best interests to abate a portion of its taxes on the real estate legally described in **Exhibit 1**, attached hereto and made a part hereof (“Subject Property”), in order to encourage a commercial firm to redevelop the Subject Property; and

WHEREAS, the conditions of the IGA for the abatement of a portion of the taxes on the Subject Property have been met; and

WHEREAS, in the IGA, this [City Council / Board of Trustees / Board of Commissioners / Board of Education] previously determined such abatement of taxes to be in the best interests of its tax payers in order to encourage a commercial firm to redevelop the Subject Property, increase the tax base, and increase employment opportunities; and

NOW, THEREFORE, BE IT [ORDAINED / RESOLVED] [by the [Mayor / Chairman / President] and [City Council / Board of Trustees / Board of Commissioners / Board of Education] of the [Unit of Government], DuPage County, Illinois, as follows:

Section 1. This [City Council / Board of Trustees / Board of Commissioners / Board of Education] hereby finds that all of the recitals contained in the preambles to this [Ordinance / Resolution] are full, true and correct and does now incorporate the same herein by reference.

Section 2. The County Clerk of DuPage County, Illinois is hereby ordered to abate the real estate taxes to be extended on the Subject Property, on behalf of the [Unit of Government] according to the rate set forth in Section 3 below, but excluding any levy or levies for debt service (“Abatement Rate”), commencing at the start of the next calendar year after the year in which this [Ordinance / Resolution] is passed. However, in no event shall the aggregate abatement of real estate taxes levied against the Subject Property by the [Unit of Government], together with real estate taxes levied against the Subject Property and abated in previous and future years by all other taxing districts, exceed the total of Four Million and No/100 Dollars (\$4,000,000.00).

Section 3. The Abatement Rate shall be Fifty Percent (50%) of the real estate taxes to be extended on the Subject Property on behalf of the [Unit of Government].

Section 4. The [Mayor / Chairman / President] and [Clerk / Secretary] of this [Unit of Government] are hereby authorized and directed to execute this [Ordinance / Resolution] and cause a certified copy of the same to be filed with the County Clerk of DuPage County, Illinois.

Section 5. This [Ordinance / Resolution] shall be in full force and effect upon its adoption and publication.

PASSED this _____ day of _____, 20__ by a majority vote of the Corporate Authorities of the [Unit of Government] on a roll call vote as follows:

AYES: _____

NAYS: _____

ABSENT: _____

APPROVED by the [Mayor / Chairman / President] of the [Unit of Government] on the ____ day of _____, 20__.

[Mayor / Chairman / President]

ATTEST:

[Clerk / Secretary]

[Published in pamphlet form / Published in the _____ newspaper, being a newspaper of general circulation within the [Unit of Government] this ____ day of _____, 20__.]

EXHIBIT 1

LEGAL DESCRIPTION OF THE SUBJECT PROPERTY

(attached)

[LEGAL DESCRIPTION]

P.I.N.: _____

Common address: _____, West Chicago, Illinois

EXHIBIT E

ABATEMENT PROCESS

Capitalized terms in this EXHIBIT E shall have the meanings as set forth for said terms in the "Intergovernmental Agreement Between The City Of West Chicago, DuPage Airport Authority, West Chicago Library District, West Chicago Fire Protection District, West Chicago Elementary School District 33, Community High School District 94 And _____ In Regard To A Property Tax Abatement Relative To The Development Of The Alton Industries Property" ("IGA"), unless otherwise defined in this EXHIBIT E.

As of the Effective Date of the IGA, the process for administering the Tax Abatement is:

1. Within sixty (60) days of the Commencement Date, each UNIT OF GOVERNMENT shall adopt an Abatement Ordinance / Resolution, and send a certified copy of its Abatement Ordinance / Resolution to the Clerk.
2. The Clerk shall, at the time the tentative tax rates are prepared for each year's property tax levy, send to the chief executive officer of each of the UNITS OF GOVERNMENT a letter setting forth, with respect to the Tax Abatement, the parcel(s) affected, the amount of property taxes to be levied, and the amount of the abatement attributable to each of the UNITS OF GOVERNMENT ("Abatement Letter").
3. Each of the UNITS OF GOVERNMENT shall, each year, review the Abatement Letter from the Clerk, note any changes in the information provided, and then sign and return the Abatement Letter to the Clerk, all within seven (7) days of receipt of the Abatement Letter.
4. The Clerk shall track and account for the total Tax Abatement paid to the DEVELOPER.
5. The Clerk shall calculate the property tax levy for each of the UNITS OF GOVERNMENT taking the Tax Abatement into account, as approved by each of the UNITS OF GOVERNMENT with regard to its annual Abatement Letter.
6. The Tax Abatement for the Subject Property abated in previous and future years by all other taxing districts, shall not exceed the total of Four Million and No/100 Dollars (\$4,000,000.00).

Criteria for Intergovernmental Agreements - Abatements

This document reviews the BOE criteria against the IGA presented by the noted Company.

Board of Education criteria	Alton Industries Agreement	Acceptable per BOE Criteria?
<p>New construction only (a capital investment of \$5 million in equipment for 1 industrial or manufacturing facilities and \$1 million for all other types of facilities). Expanding businesses must have a capital investment equal to at least 20 percent of the value of the company's tangible property owned by the business. Demonstrated impact of revenue gain from expanded economic activity attributable to tax incentive.</p>	<p>New construction N/A Tax receipts Potentially, if new families move to West Chicago Potentially</p>	<p>Yes N/A Yes Potentially Potentially Yes If 25 new families move in, potentially new students will attend.</p>
<p>4 Increase in profits for firms serving the local market. 5 Increase in property values. 6 Changes in community character viewed positively.</p>	<p>Other locations - Salem, Wi and Batavia. Already have a location in Batavia. Batavia - lower property costs without tax abatement, Salem - significant cost savings on labor, real estate, income taxes and incentives</p>	<p>Possibly Possibly</p>
<p>7 What is the projected enrollment change because of the new business? Will the firm asking for tax incentives locate elsewhere with a significantly high probability?</p>	<p>Unlikely that the cost will exceed expected revenue</p>	<p>Yes</p>
<p>9 Will offering tax incentives make the firm's profitability higher in our jurisdiction than in other alternative locations? 10 Will granting incentives that attract the facility improve our jurisdiction's fiscal health (i.e., expected taxes and fees paid by the firm exceed the cost of new public services)? 11 Is the increased fiscal stress more than offset by other benefits of having the facility located in our jurisdiction (i.e., jobs for residents, attraction of other firms, or revitalization)? 12 Number of jobs created—new business require fifty or more permanent, full time employees by the fourth quarter following the calendar quarter in which the abatement becomes effective. For expansion, the business must increase the number of employees on its payroll by 10 percent more than its existing employees prior to expansion.</p>	<p>Potentially Expected 25 new jobs - Phase 2 could include an additional 15 jobs</p>	<p>Yes No - 40 jobs at the most, per agreement</p>

District Recommendation: Agreement meets the majority of the criteria noted by the BOE and aligns with agreements that have been approved by the BOE in the past.
 As such, the District recommends accepting the agreement as noted.