

McLean County Unit District No. 5 Board of Education Regular Meeting Agenda

Wednesday, September 17, 2025

Public Session - 6:30pm (Sign up for public comments will be open from 5:15pm - 6:15pm)

Normal West High School

501 N Parkside Rd

Normal, IL 61761

1. CALL TO ORDER AND ROLL CALL

2. ADJOURN TO CLOSED SESSION (5:45p.m.)

Recommended motion: Move to adjourn to closed session to discuss the following matter according to the exceptions provided in the Open Meetings Act and specified as follows:

•2(c)(1) The appointment, employment, compensation, discipline, performance, or dismissal of specific employees of the public body or legal counsel for the public body, including hearing testimony on a complaint lodged against an employee of the public body or against legal counsel for the public body to determine its validity

3. RECESS

4. RETURN TO PUBLIC SESSION

5. PLEDGE OF ALLEGIANCE

6. FOCUS ON STUDENTS AND GOOD NEWS REPORTS

A Good News - Vision Point Eye Center

B Good News - IPA Presidential Ring Presentation Dr. Angie Codron - Normal West Principal 3

C Good News - Fox Creek Outside Classroom 4

D Good News - Hoose Special Education Team 5

7. SUPERINTENDENT COMMENTS

8. PUBLIC HEARING

A Public Hearing of the 2025-2026 Budget 6

1 Comments Regarding Public Hearing

9. PUBLIC COMMENTS

10. REPORTS

A Dual Language Program Report 7

B Transportation Fleet Report 16

C Requests for Information Pursuant to the Illinois Freedom of Information Act
The District has received and processed the following requests for information:

1 FOIA List 09.17.25 23

D Field Trips/Overnight Trips 24

11. ACTION

A Approve Resolution to Adopt the 2025-2026 Budget for Community Unit District No. 5, McLean and Woodford Counties, Illinois 25

B Approve Equipment Purchase and Installation of an Inclusive Playground at Parkside Elementary School 62

C Approve Proposal for Enrollment Planning and Demographic Consulting Services for McLean County Unit District No. 5, Illinois 70

D Approve Boys Volleyball and Girls Flag Football for 2026-2027 School Year 88

E Approve Central States Bus Sales, Inc Bid for 25 School Buses and 2 Multifunction School Activity Buses 89

12. CONSENT AGENDA

A Approval of Minutes

Minutes are not released for public viewing until approved by the Board of Education

1 08.20.25 Regular Minutes

2 08.20.25 Closed Minutes

B Personnel Matters	90
C Payment of Bills and Payrolls	
1 Bills & Payroll Reports	96
D Approve Finance Department Reports	
1 Financial Statements for July 2025	162
E Approve Board Policies, Administrative Procedures, and Exhibits	
1 Section 4: Operational Services	
a. Policy 4.55 Use of Credit and Procurement Cards	165
b. Administrative Procedure 4.55-AP1 Controls for the Use of District Credit and Procurement Cards	167
c. Exhibit 4.55-E1 Missing Receipt Affidavit	169
2 Section 7: Students	
a. Exhibit 7.220-E1 Student Short Term Bus Suspension	170
b. Exhibit 7.220-E2 Student Long Term Bus Suspension	172
3 Section 8: Community Relations	
a. Policy 8.20 Community Use of School Facilities	175
b. Administrative Procedure 8.20-AP1 Community Use of School Facilities	176
c. Exhibit 8.20-E1 Application for Use of School Facilities	178
d. Exhibit 8.20-E2 Non-School Related Group Acknowledgment, Assumption of Risk, Release, and Indemnification	181
e. Exhibit 8.20-E3 Facility Rental Fees	183
F Approve 2024-2025 Salary and Benefits Report for Unit 5 Administrators and Certified Teachers	184
G Approve 2024-2025 IMRF Compensation and Benefits Report	203
H Approve Student Activity Fund Dissolution	205
13. BOARD REPRESENTATIVE COMMITTEE MEETING REPORTS, ANNOUNCEMENTS AND COMMENTS	
14. ADJOURNMENT	



FOR IMMEDIATE RELEASE

July 1, 2025

Dr. Angie Codron Named President of the Illinois Principals Association

Springfield, IL - The Illinois Principals Association (IPA) is proud to announce that Dr. Angie Codron, principal of Normal West High School in Normal, Illinois, will serve as President for the 2025–2026 school year.

The IPA’s theme for the year is “TeamWorks,” which will be celebrated at the Education Leaders Annual Conference in October 2025.

“TeamWorks means we can accomplish more together than we ever could alone. My leadership philosophy is rooted in building strong systems that help teams work effectively toward big goals. I’m grateful to the IPA for the chance to highlight how both our personal and professional teams make a real difference in the lives of those we serve,” said Dr. Codron.

Dr. Jason Leahy, Executive Director for the Illinois Principals Association, adds, “Dr. Codron is an exceptional leader. Her vision for teamwork will continue to propel the IPA forward as we strive to effectively serve school leaders together.”

Dr. Codron has been an active member of the IPA since 2016. She currently serves on the IPA Board of Directors representing the Corn Belt region and has previously held roles as the region’s Diversity & Equity Chair and Treasurer.

Now in her 10th year at Normal West High School, Dr. Codron served as associate principal for seven years before becoming principal three years ago. Over her 25-year career in education, she has held various leadership roles including science teacher, assessment coach, basketball coach, and member of several district strategic planning committees. Her work is driven by a passion for building effective, trust-based systems that support team accountability and high achievement.

Dr. Codron earned a Bachelor of Science in Chemistry Education and a Master’s Degree in Athletic Administration from Eastern Illinois University, where she was also recognized as a Women’s Basketball Academic All-American. She later completed her Type 75 and Superintendent Certificates, as well as her Doctorate, at Illinois State University.

She is also a proud mother of two sons: AJ, a Golden Apple Scholar and incoming freshman at Illinois State University studying elementary education and coaching; and Carson, who will be entering 8th grade at Bloomington Junior High.

The Illinois Principals Association is a professional organization serving more than 6,700 educational leaders across Illinois. Learn more at www.ilprincipals.org.

FOX CREEK ELEMENTARY SCHOOL

3910 Timberwolf Trail
Bloomington, Illinois 61705
Leslie Davenport, Principal
Robyn Taylor, Assistant Principal



It is with great pride and gratitude that we recognize our former PTO and Promise Council President, Dawn Hall, for her lasting impact on Fox Creek. Dawn passed away in a tragic car accident in January of 2024. This summer, we were honored to complete our new outdoor classroom, dedicated in her memory.

Dawn's journey with Fox Creek began when her oldest son entered kindergarten. Over the course of 12 years, she devoted herself tirelessly to our school community. Her leadership, generosity, and dedication strengthened Fox Creek, making it a more connected and welcoming place for students, families, and staff alike. Dawn had an extraordinary gift for recognizing the needs of others—whether delivering food and supplies to families, mentoring students, or using her crafting talents to brighten our school. She never hesitated to step forward and serve.

This project has been years in the making and required countless hours of effort on the part of our staff. We relied heavily on donations and community grants to fully fund this project. We are especially grateful for the support of State Farm, which helped us secure our classroom tables from Murphysboro, Tennessee, and Laborers' Union 362 (LiUNA 362).

Several community organizations also played an instrumental role in bringing this project to life. The Illinois Department of Natural Resources provided funding for more than 30 trees, enhancing both the beauty and sustainability of the space. Support from Cornbelt Electric allowed us to purchase additional outdoor seating for students and staff. Their generosity and commitment to education have made this project possible.

This project would not have been possible without the expertise and assistance of Tom Rockwell and Heather Wilcox from Unit 5. Thank you to them, Mollie Marvel, Meghan Hillebrandt, and Shannon Hedman, who contributed their time, expertise, and energy to this project.

Already, the outdoor classroom is enriching the lives of our students. It provides powerful opportunities for hands-on learning, while also supporting students' social and emotional well-being. Most importantly, it stands as a lasting tribute to Dawn's passion, leadership, and unwavering commitment to the Fox Creek community.

This space will inspire and benefit generations of students, ensuring that Dawn's legacy continues to live on in the heart of Fox Creek.



COLENE HOOSE ELEMENTARY SCHOOL

Dear Members of the McLean County Unit #5 School Board,

As we wrap up the first month of the 25-26 school year, I want to take a moment to share my gratitude and excitement for the incredible work being done in our special education department at Colene Hoose Elementary School. Our teachers, paraprofessionals, and support staff come to school each day with a deep commitment to educating each student to achieve personal excellence.


The collaboration among staff is truly inspiring, and I am so proud of the creativity and dedication they bring to their classrooms each and every day. The Hoose team continues to show their commitment to listening, communicating openly, and ensuring families feel like true partners in their child's education.

Colene Hoose has 3 special education departments- 4 Resource LBS1s, 4 Specialized Services Level 2 LBS1s, and 4 Student Support Program LBS1s. Our team also would not be complete without our 45 paraprofessionals that closely work with our LBS1s to support our students. Our goal as a special education department and as a school community is to create an inclusive, supportive, and engaging learning environment where every student feels valued and encouraged to reach their fullest potential academically, socially, and emotionally.

I am excited for all that this school year holds and confident that our Hoose special education programs will continue to be a source of pride for our school and, most importantly, a place to inspire curiosity, empower and grow students, elevate community, and prepare students for the future.

With great pride,

Gina Tenuta
Principal
Colene Hoose Elementary School

 +309-557-4414

 tenutagj@unit5.org

 600 Grandview Drive Normal, IL 61761

 www.unit5.org/Domain/16

Fund Balance July 31, 2025	
Educational Fund	\$16,090,615.86
Operations & Maintenance Fund	\$578,995.29
Debt Service Fund	\$7,691,219.42
Transportation Fund	(\$1,263,249.01)
Social Security Fund	\$1,262,457.45
Municipal Retirement Fund	\$1,494,686.66
Working Cash Fund	\$56,943,966.86
Tort Immunity Fund	\$245,765.89
Fire Prevention & Safety Fund	\$8,005,142.61

Dual Language Update



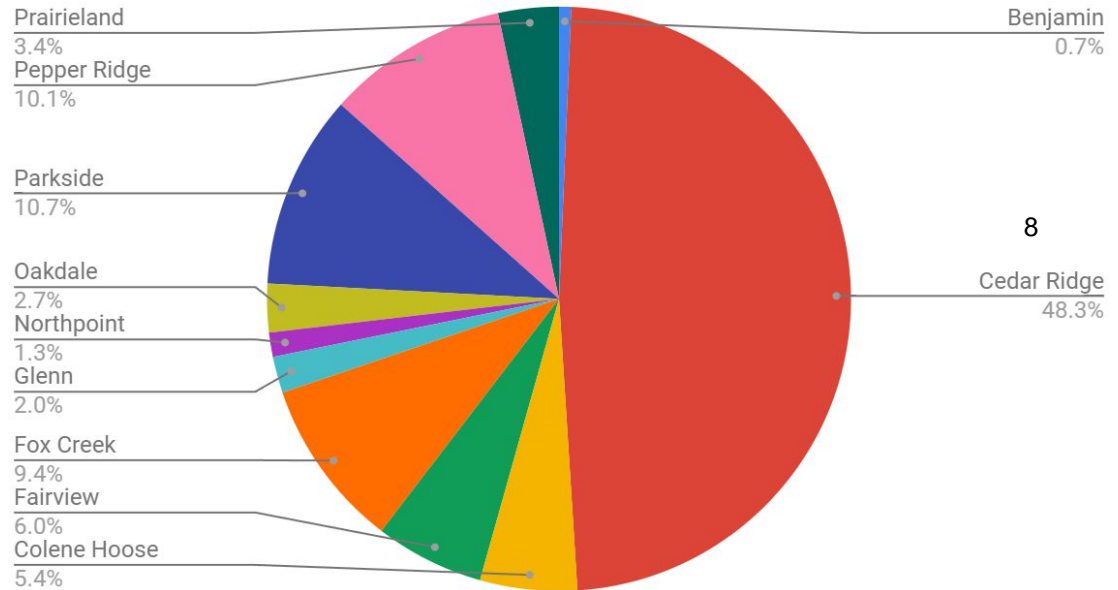
7

September 17th, 2025

Cedar Ridge Elementary

- Current Dual Language Enrollment- 166
- About 50% of participants are Cedar Ridge Home School Students
- 2 self contained Dual Language Teachers at each grade K-5
- Bilingual LBS1 and Title 1 Staff
- 1 ESL teacher

Count of Home School



Dual Language Goals

- Students will develop high level bilingualism and biliteracy in English and Spanish.
- Students will perform academically at or above grade level, commensurate with their monolingual English-proficient peers as measured by district assessments.
- Students will have ample opportunities to see themselves, their language, and their culture reflected within the curriculum.



One Way Dual Language

- One Way means all participants are current English Learners whose families indicate they speak Spanish at home
- Includes Spanish and English Language Development time
- Specifically designed dual language curriculum consists of 6 paired literacy units
- 3rd-5th utilize a 2 teacher model

Spanish/English Instruction

K	80% Spanish 20% English
1	70% Spanish 30% English
2	60% Spanish 40% English
3	50% Spanish 50% English
4	50% Spanish 50% English
5	50% Spanish 50% English

Paired Literacy

Spanish	English
<p>Idea grande de contenido: Quiero que mis estudiantes entiendan que las superficies de la Tierra varían y pueden cambiar con el paso del tiempo por procesos naturales.</p> <ul style="list-style-type: none">• I want my students to understand that the Earth's surfaces vary and can change over time due to natural processes. <p>Las preguntas principales de contenido:</p> <ul style="list-style-type: none">• ¿Cómo cambian los procesos naturales a la tierra a lo largo del tiempo?• ¿Cuáles son los efectos de los cambios naturales que ocurren en la Tierra?• ¿Cómo reducen los humanos los efectos de los cambios naturales que ocurren en la Tierra?	<p>Content Big Idea: I want my students to understand that humans have made changes to the Earth over time.</p> <p>Content Essential Questions:</p> <ul style="list-style-type: none">• How have humans changed the Earth over time?• What are the effects of the changes humans have made on the Earth?• How do your individual choices contribute to changes to the Earth?

<p>Idea grande de la lectoescritura: Quiero que mis estudiantes entiendan que los autores apoyan sus puntos y opiniones con razones. (LI.2.6; LI.2.8)</p> <ul style="list-style-type: none">• I want my students to understand that authors support their points and opinions with reasons. (LI.2.6, LI.2.8) <p>Las preguntas principales de la lectoescritura:</p> <ul style="list-style-type: none">• ¿Cómo desarrollan los escritores razones para apoyar una opinión o un punto?• ¿Cómo puede un orador o escritor comunicarse sobre una hipótesis?• ¿Por qué es importante que un autor determine el propósito de cada texto que escribe?	<p>Big idea for Literacy: I want my students to understand that informational texts include various text features in order for readers to efficiently locate information. (RI.2.5)</p> <p>Literacy Essential Questions:</p> <ul style="list-style-type: none">• How do text features help the readers understand information presented in a text?• How do writers choose which text features to use to present information?
--	--

What's the difference?

Transitional Bilingual Program

- Goal is English proficiency
- Standards and curriculum are the same, but in Spanish or English based on a language plan
- Assesses against a monolingual standard
- Uses traditional teaching strategies
- May over identify students for intervention/special education with monolingual comparisons

One Way Dual Language

- Goal is bilingualism and biliteracy
- Standards are the same and the curriculum includes Spanish and English language objectives
- Evaluates using a bilingual trajectory¹²
- Uses paired literacy and oracy strategies
- Centers sociocultural competence with bilingualism and biliteracy and high academic achievement

What does the research say?

- One Way Dual Language programs can close the achievement gap for English Learners.
- Participants in One Way Dual Language programs have better long term educational outcomes.
 - Achieving English proficiency
 - Overall academic achievement
- One Way Dual Language programs validate bilingualism and biliteracy

[Thomas and Collier Study](#)



Next Steps:

- Dual Language Trajectory data collection and analysis is ongoing
- Report card translation and updates to include Spanish Language Arts
- Continued partnership with Adelante Educational Specialists
- 2026-2027 - 4th grade full implementation
- 2027-2028 - 5th grade full implementation


A Parent and Student Perspective





STUDENT TRANSPORTATION FLEET REPORT

Joe Adelman and Martin Hickman



TRANSPORTATION NEEDS

- **Cover 214 square miles.**
- **139 Routes in the morning and afternoon.**
- **74 Mid day routes.**
- **After school activities.**

CURRENT FLEET

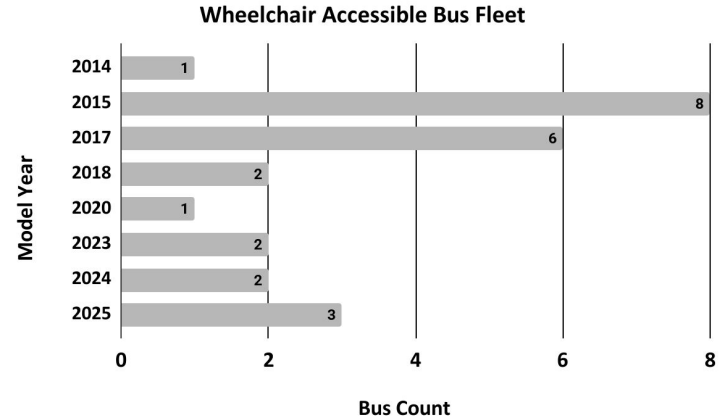
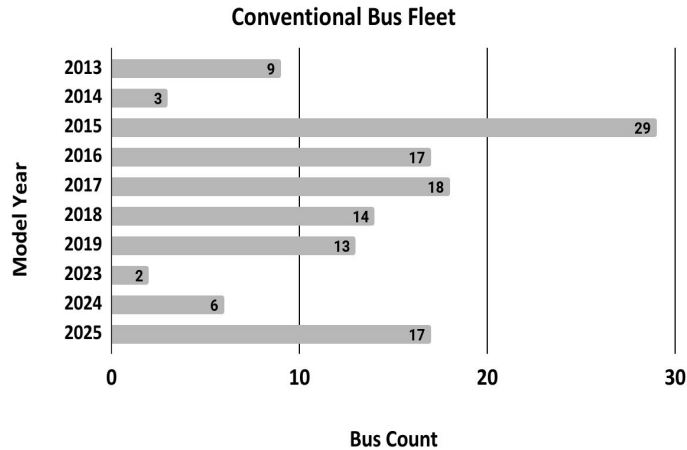


164 Vehicles in the student transportation fleet

- **128 Conventional buses**
- **25 Wheelchair accessible buses**
- **5 Electric buses (3 wheelchair accessible)**
- **6 Transit Vans**

CURRENT FLEET BY MODEL YEAR

- Transit Vans purchased 2017.
- Electric Buses purchased 2025.



MAINTENANCE COST AND RENTAL



Maintenance cost typically decrease as older buses are replaced.

Parts cost for the 24-25 school year decreased to \$890,262 from \$1,212,752 the previous year.

20 New buses were added to the fleet in 24-25.

First Student van rental charge was \$227,865 for the 24-25 school year.

PROPOSED NEW BUS PURCHASE

Twenty Five School Buses

- 83 Passenger - 15
- 71 Passenger - 5
- 35+3 Accessible - 5

Two Multifunction School Activity Buses

Total = \$4,540,950





Any questions?

**Requests for Information Pursuant to the Illinois Freedom of Information Act
The District has received and processed the following requests for information:**

1. Justin Wenig - Starbridge Byte - Starbridge Byte, responded 09.08.25

School	Location	Event	Start Date of Event	End Date of Event	Students/Grades/Groups Participating	Organizer
NCHS	New York, NY	Performance and Cultural Experience Trip	5/30/2026	6/4/2026	Choir and Orchestra Students	Ben Luginbuhl and Melissa Siebenthal
NCHS	East Peoria, IL	Illinois FBLA Fall Retreat	11/15/2025	11/16/2025	Future Business Leaders of America	Tara Pendleton and Nicole Nordman
NCHS	Nashville, TN	Festival of Gold Music Festival	3/21/2026	3/25/2026	Wind Ensemble and Wind Symphony 9-12	Paul Carter
NCHS/NCWHS	TBD	FFA State Convention	6/8/2026	6/11/2026	FFA	Caitlin Hays, Mackenzie Kraft, Larry Lewis, Jennifer Earing
NCHS/NCWHS	Indianapolis, Indiana	FFA National Convention	10/28/2025	11/2/2025	FFA	Caitlin Hays, Mackenzie Kraft, Larry Lewis, Jennifer Earing

District Type:

- School District
- Joint Agreement

ILLINOIS STATE BOARD OF EDUCATION
School Business Services Division

SCHOOL DISTRICT/JOINT AGREEMENT BUDGET FORM *
July 1, 2025 - June 30, 2026

Accounting Basis:

- Cash
- Accrual

Is this an amended budget? No _____

Date of Amended Budget: _____
(MM/DD/YY)

District Name: McLean County USD 5

District RCDT No: 17064005026

Balanced budget; no Deficit Reduction Plan is required.

If your FY2025 AFR states that you need to do a deficit reduction plan and your FY2026 budget is balanced, please state the measures you took to have your budget become balanced. (Bckgrnd-Assumpt 25-26)

Budget of McLean County USD 5, County of McLean,
State of Illinois, for the Fiscal Year beginning July 1, 2025 and ending June 30, 2026.

WHEREAS the Board of Education of McLean County USD 5,
County of McLean, State of Illinois, caused to be prepared in tentative form a budget, and the Secretary of this Board has made the same conveniently available to public inspection for at least thirty days prior to final action thereon;

AND WHEREAS a public hearing was held as to such budget on the 17th day of September, 2025,
notice of said hearing was given at least thirty days prior thereto as required by law, and all other legal requirements have been complied with;

NOW, THEREFORE, Be it resolved by the Board of Education of said district as follows:

Section 1: That the fiscal year of this school district be and the same hereby is fixed and declared to be
beginning July 1, 2025 and ending June 30, 2026.

Section 2: That the following budget containing an estimate of amounts available in each Fund, separately, and expenditures from each be
and the same is hereby adopted as the budget of this school district for said fiscal year.

ADOPTION OF BUDGET

The budget shall be approved and signed below by members of the School Board. Adopted this 17th day of September, 2025
by a roll call vote of _____ Yeas, and _____ Nays, to wit:

** MEMBERS VOTING YEA:	** MEMBERS VOTING NAY:

* Based on the 23 Illinois Administrative Code-Part 100 and inconformity with Section 17-1 of the School Code.
 ** Type in the members who voted "YEA" nor "NAY". Actual school board member signatures are not required for electronic submission.
 (1) A certified copy of this document must be filed with the county clerk within 30 days of adoption as required by Section 18-50 of the Property Tax Code (35 ILCS 200/18-50).
 (2) Districts are required to submit the adopted/amended budget electronically to ISBE within 30 days of adoption or by October 30, whichever comes first. Budgets are submitted through IWAS: <https://apps.isbe.net/iwas/asp/login.asp?js=true>
 Please type the member signatures before submitting to ISBE. We do not accept PDF copies.

	A	B	C	D	E	F	G	H	I	J	K	L
1	<i>Begin entering data on EstRev 6-11 and EstExp 12-20 tabs.</i>		(10)	(20)	(30)	(40)	(50)	(60)	(70)	(80)	(90)	
2	Description: Enter Whole Numbers Only	Acct #	Educational	Operations & Maintenance	Debt Service	Transportation	Municipal Retirement/ Social Security	Capital Projects	Working Cash	Tort	Fire Prevention & Safety	
3	ESTIMATED BEGINNING FUND BALANCE (without Student Activity Funds) ¹ as of July 1, 2025		28,471,465	1,967,407	7,755,515	263,952	3,135,353	0	56,790,105	663,003	10,005,054	
4	RECEIPTS/REVENUES (without Student Activity Funds)											
5	LOCAL SOURCES	1000	128,300,294	17,194,988	13,026,731	6,648,533	4,871,196	1,000,000	3,652,133	6,298,508	874,926	
6	FLOW-THROUGH RECEIPTS/REVENUES FROM ONE DISTRICT TO ANOTHER DISTRICT	2000	0	0	0	0	0	0	0	0	0	0
7	STATE SOURCES	3000	30,937,330	300,000	0	6,388,801	0	0	0	0	0	0
8	FEDERAL SOURCES	4000	13,709,580	0	0	0	0	0	0	0	0	0
9	Total Direct Receipts/Revenues ⁸		172,947,204	17,494,988	13,026,731	13,037,334	4,871,196	1,000,000	3,652,133	6,298,508	874,926	
10	Receipts/Revenues for "On Behalf" Payments ²	3998										
11	Total Receipts/Revenues		172,947,204	17,494,988	13,026,731	13,037,334	4,871,196	1,000,000	3,652,133	6,298,508	874,926	
12	DISBURSEMENTS/EXPENDITURES (without Student Activity Funds)											
13	INSTRUCTION	1000	107,927,001				2,986,801			1,143,072		
14	SUPPORT SERVICES	2000	50,508,439	16,859,817		18,423,536	2,551,032	0		5,133,933	10,000,000	
15	COMMUNITY SERVICES	3000	1,579,575	0		0	120,037			0	0	
16	PAYMENTS TO OTHER DISTRICTS & GOVT UNITS	4000	2,125,444	0	0	0	0	0		0	0	
17	DEBT SERVICES	5000	0	0	16,914,043	46,224	0			0	0	
18	PROVISION FOR CONTINGENCIES	6000	0	0	0	0	0	0		0	0	
19	Total Direct Disbursements/Expenditures ⁹		162,140,459	16,859,817	16,914,043	18,469,760	5,657,870	0		6,277,005	10,000,000	
20	Disbursements/Expenditures for "On Behalf" Payments ²	4180	0	0	0	0	0	0		0	0	
21	Total Disbursements/Expenditures		162,140,459	16,859,817	16,914,043	18,469,760	5,657,870	0		6,277,005	10,000,000	
22	Excess of Direct Receipts/Revenues Over (Under) Direct Disbursements/Expenditures		10,806,745	635,171	(3,887,312)	(5,432,426)	(786,674)	1,000,000	3,652,133	21,503	(9,125,074)	
23	OTHER SOURCES/USES OF FUNDS											
24	OTHER SOURCES OF FUNDS (7000)											
25	PERMANENT TRANSFER FROM VARIOUS FUNDS											
26	Abolishment the Working Cash Fund ¹⁶	7110										
27	Abatement of the Working Cash Fund ¹⁶	7110				5,500,000						
28	Transfer of Working Cash Fund Interest	7120										
29	Transfer Among Funds	7130										
30	Transfer of Interest	7140										
31	Transfer from Capital Projects Fund to O&M Fund	7150		0								
32	Transfer of Excess Fire Prev & Safety Tax & Interest ³ Proceeds to O&M Fund	7160		0								
33	Transfer of Excess Accumulated Fire Prev & Safety Bond and Int ^{3a} Proceeds to Debt Service Fund	7170			0							
34	SALE OF BONDS (7200)											
35	Principal on Bonds Sold ⁴	7210										
36	Premium on Bonds Sold	7220										
37	Accrued Interest on Bonds Sold	7230										
38	Sale or Compensation for Fixed Assets ⁵	7300										
39	Transfer to Debt Service to Pay Principal on Leases	7400			2,766,570							
40	Transfer to Debt Service to Pay Interest on Leases	7500			182,877							
41	Transfer to Debt Service Fund to Pay Principal on Revenue Bonds	7600			0							
42	Transfer to Debt Service Fund to Pay Interest on Revenue Bonds	7700			0							
43	Transfer to Capital Projects Fund	7800						0				
44	ISBE Loan Proceeds	7900										
45	Other Sources Not Classified Elsewhere	7990		49,096								
46	Total Other Sources of Funds ⁸		0	49,096	2,949,447	5,500,000	0	0	0	0	0	0

	A	B	C	D	E	F	G	H	I	J	K	L
1	Begin entering data on EstRev 6-11 and EstExp 12-20 tabs.		(10)	(20)	(30)	(40)	(50)	(60)	(70)	(80)	(90)	
2	Description: Enter Whole Numbers Only	Acct #	Educational	Operations & Maintenance	Debt Service	Transportation	Municipal Retirement/ Social Security	Capital Projects	Working Cash	Tort	Fire Prevention & Safety	
47	OTHER USES OF FUNDS (8000)											
49	TRANSFER TO VARIOUS OTHER FUNDS (8100)											
50	Abolishment or Abatement of the Working Cash Fund ¹⁶	8110							5,500,000			
51	Transfer of Working Cash Fund Interest	8120							0			
52	Transfer Among Funds	8130										
53	Transfer of Interest ⁶	8140										
54	Transfer from Capital Projects Fund to O&M Fund	8150										
55	Transfer of Excess Fire Prev & Safety Tax & Interest ³ Proceeds to O&M Fund	8160										
56	Transfer of Excess Accumulated Fire Prev & Safety Bond ^{3a} and Int Proceeds to Debt Service Fund	8170										
57	Taxes Pledged to Pay Principal on Leases	8410	2,442,133	324,437								
58	Grants/Reimbursements Pledged to Pay Principal on Leases	8420										
59	Other Revenues Pledged to Pay Principal on Leases	8430										
60	Fund Balance Transfers Pledged to Pay Principal on Leases	8440										
61	Taxes Pledged to Pay Interest on Leases	8510	141,659	41,218								
62	Grants/Reimbursements Pledged to Pay Interest on Leases	8520										
63	Other Revenues Pledged to Pay Interest on Leases	8530										
64	Fund Balance Transfers Pledged to Pay Interest on Leases	8540										
65	Taxes Pledged to Pay Principal on Revenue Bonds	8610										
66	Grants/Reimbursements Pledged to Pay Principal on Revenue Bonds	8620										
67	Other Revenues Pledged to Pay Principal on Revenue Bonds	8630										
68	Fund Balance Transfers Pledged to Pay Principal on Revenue Bonds	8640										
69	Taxes Pledged to Pay Interest on Revenue Bonds	8710										
70	Grants/Reimbursements Pledged to Pay Interest on Revenue Bonds	8720										
71	Other Revenues Pledged to Pay Interest on Revenue Bonds	8730										
72	Fund Balance Transfers Pledged to Pay Interest on Revenue Bonds	8740										
73	Taxes Transferred to Pay for Capital Projects	8810										
74	Grants/Reimbursements Pledged to Pay for Capital Projects	8820										
75	Other Revenues Pledged to Pay for Capital Projects	8830										
76	Fund Balance Transfers Pledged to Pay for Capital Projects	8840										
77	Transfer to Debt Service Fund to Pay Principal on ISBE Loans	8910										
78	Other Uses Not Classified Elsewhere	8990										
79	Total Other Uses of Funds ⁹		2,583,792	365,655	0	0	0	0	5,500,000	0	0	
80	Total Other Sources/Uses of Fund		(2,583,792)	(316,559)	2,949,447	5,500,000	0	0	(5,500,000)	0	0	
81	ESTIMATED ENDING FUND BALANCE (without Student Activity Funds) as of June 30, 2026		36,694,418	2,286,019	6,817,650	331,526	2,348,679	1,000,000	54,942,238	684,506	879,980	
82												
83	Student Activity (Fund 11) ESTIMATED BEGINNING FUND BALANCE as of July 1, 2025		2,129,497									
84	RECEIPTS/REVENUES (For Student Activity Funds)											
85	Total Student Activity Direct Receipts/Revenues (Local Sources)	1799	2,800,000									
86	DISBURSEMENTS/EXPENDITURES (For Student Activity Funds)											
87	Total Student Activity Direct Disbursements/Expenditures	1999	2,800,000									
88	Excess of Direct Receipts/Revenues Over (Under) Direct Disbursements/Expenditures		0									
89	Student Activity ESTIMATED ENDING FUND BALANCE as of June 30, 2026		2,129,497									
90												

27

	A	B	C	D	E	F	G	H	I	J	K	L
1	<i>Begin entering data on EstRev 6-11 and EstExp 12-20 tabs.</i>		(10)	(20)	(30)	(40)	(50)	(60)	(70)	(80)	(90)	
2	Description: Enter Whole Numbers Only	Acct #	Educational	Operations & Maintenance	Debt Service	Transportation	Municipal Retirement/ Social Security	Capital Projects	Working Cash	Tort	Fire Prevention & Safety	
91	Total ESTIMATED BEGINNING FUND BALANCE (All Sources Including Student Activity Funds) as of July 1, 2025		30,600,962	1,967,407	7,755,515	263,952	3,135,353	0	56,790,105	663,003	10,005,054	
92	RECEIPTS/REVENUES (All Sources with Student Activity Funds)											
93	LOCAL SOURCES	1000	131,100,294	17,194,988	13,026,731	6,648,533	4,871,196	1,000,000	3,652,133	6,298,508	874,926	
94	FLOW-THROUGH RECEIPTS/REVENUES FROM ONE DISTRICT TO ANOTHER DISTRICT	2000	0	0	0	0	0	0	0	0	0	
95	STATE SOURCES	3000	30,937,330	300,000	0	6,388,801	0	0	0	0	0	
96	FEDERAL SOURCES	4000	13,709,580	0	0	0	0	0	0	0	0	
97	Total Direct Receipts/Revenues ⁸		175,747,204	17,494,988	13,026,731	13,037,334	4,871,196	1,000,000	3,652,133	6,298,508	874,926	
98	Receipts/Revenues for "On Behalf" Payments ²	3998	0	0	0	0	0	0	0	0	0	
99	Total Receipts/Revenues		175,747,204	17,494,988	13,026,731	13,037,334	4,871,196	1,000,000	3,652,133	6,298,508	874,926	
100	DISBURSEMENTS/EXPENDITURES (All Sources with Student Activity Funds)											
101	INSTRUCTION	1000	110,727,001				2,986,801			1,143,072		
102	SUPPORT SERVICES	2000	50,508,439	16,859,817		18,423,536	2,551,032	0		5,133,933	10,000,000	
103	COMMUNITY SERVICES	3000	1,579,575	0		0	120,037			0		
104	PAYMENTS TO OTHER DISTRICTS & GOVT UNITS	4000	2,125,444	0	0	0	0	0	0	0	0	
105	DEBT SERVICES	5000	0	0	16,914,043	46,224	0			0	0	
106	PROVISION FOR CONTINGENCIES	6000	0	0	0	0	0	0	0	0	0	
107	Total Direct Disbursements/Expenditures ⁹		164,940,459	16,859,817	16,914,043	18,469,760	5,657,870	0		6,277,005	10,000,000	
108	Disbursements/Expenditures for "On Behalf" Payments ²	4180	0	0	0	0	0	0	0	0	0	
109	Total Disbursements/Expenditures		164,940,459	16,859,817	16,914,043	18,469,760	5,657,870	0		6,277,005	10,000,000	
110	Excess of Direct Receipts/Revenues Over (Under) Direct Disbursements/Expenditures		10,806,745	635,171	(3,887,312)	(5,432,426)	(786,674)	1,000,000	3,652,133	21,503	(9,125,074)	
111	OTHER SOURCES/USES OF FUNDS											
112	OTHER SOURCES OF FUNDS (7000)											
113	Total Other Sources of Funds ⁸		0	49,096	2,949,447	5,500,000	0	0	0	0	0	
114	OTHER USES OF FUNDS (8000)											
116	Total Other Uses of Funds ⁹		2,583,792	365,655	0	0	0	0	5,500,000	0	0	
117	Total Other Sources/Uses of Fund		(2,583,792)	(316,559)	2,949,447	5,500,000	0	0	(5,500,000)	0	0	
118	ESTIMATED ENDING FUND BALANCE (All Sources with Student Activity Funds) as of June 30, 2026		38,823,915	2,286,019	6,817,650	331,526	2,348,679	1,000,000	54,942,238	684,506	879,980	
119												
120	SUMMARY OF EXPENDITURES Without Student Activity Funds (by Major Object)											
121	Description	Acct #	(10)	(20)	(30)	(40)	(50)	(60)	(70)	(80)	(90)	Total By Object
122			Educational	Operations & Maintenance	Debt Service	Transportation	Municipal Retirement/ Social Security	Capital Projects	Working Cash	Tort	Fire Prevention & Safety	
123	Object Name											
124	Salaries	100	112,114,250	7,230,886		306,480		0		2,254,019	0	121,905,635
125	Employee Benefits	200	23,016,141	1,264,821		121,680	5,657,870	0		1,152,986	0	31,213,498
126	Purchased Services	300	7,547,625	1,963,754	0	15,018,866		0		2,361,868	1,000,000	27,892,113
127	Supplies & Materials	400	7,456,799	4,551,939		1,328,876		0		41,111	0	13,378,725
128	Capital Outlay	500	5,339,898	1,668,660		1,624,629		0		347,173	9,000,000	17,980,360
129	Other Objects	600	6,204,386	4,983	16,914,043	46,444	0	0	3,000,000	101,615	0	23,271,471
130	Non-Capitalized Equipment	700	461,360	174,774		22,785		0		18,233	0	677,152
131	Termination Benefits	800	0	0		0				0		0
132	Total Expenditures		162,140,459	16,859,817	16,914,043	18,469,760	5,657,870	0		6,277,005	10,000,000	236,318,954

28

	A	B	C	D	E	F	G	H	I	J	K
1			(10)	(20)	(30)	(40)	(50)	(60)	(70)	(80)	(90)
2	Description: Enter Whole Numbers Only	Acct #	Educational	Operations & Maintenance	Debt Service	Transportation	Municipal Retirement/ Social Security	Capital Projects	Working Cash	Tort	Fire Prevention & Safety
3	BEGINNING CASH BALANCE ON HAND (without Student Activity Funds)7 as of July 1, 2025										
4			30,518,633	2,039,640	7,436,094	266,406	3,638,693	0	26,478,479	667,751	962,316
4	Total Direct Receipts & Other Sources ⁸		172,947,204	17,544,084	15,976,178	18,537,334	4,871,196	1,000,000	3,652,133	6,298,508	874,926
5	OTHER RECEIPTS										
6	Interfund Loans Payable (Loans from Other Funds)	411									
7	Interfund Loans Receivable (Repayment of Loans)	141									
8	Notes and Warrants Payable	433									
9	Other Current Assets	199			319,421				30,311,626		9,042,738
10	Total Other Receipts		0	0	319,421	0	0	0	30,311,626	0	9,042,738
11	Total Direct Receipts, Other Sources, & Other Receipts		172,947,204	17,544,084	16,295,599	18,537,334	4,871,196	1,000,000	33,963,759	6,298,508	9,917,664
12	Total Amount Available		203,465,837	19,583,724	23,731,693	18,803,740	8,509,889	1,000,000	60,442,238	6,966,259	10,879,980
13	Total Direct Disbursements & Other Uses ⁹		164,724,251	17,225,472	16,914,043	18,469,760	5,657,870	0	5,500,000	6,277,005	10,000,000
14	OTHER DISBURSEMENTS										
15	Interfund Loans Receivable (Loans to Other Funds) ¹⁰	141									
16	Interfund Loans Payable (Repayment of Loans)	411									
17	Notes and Warrants Payable	433									
18	Other Current Liabilities	499	2,047,168	72,233		2,454	503,340			4,748	
19	Total Other Disbursements		2,047,168	72,233	0	2,454	503,340	0	0	4,748	0
20	Total Direct Disbursements, Other Uses, & Other Disbursements		166,771,419	17,297,705	16,914,043	18,472,214	6,161,210	0	5,500,000	6,281,753	10,000,000
21	ENDING CASH BALANCE ON HAND (without Student Activity Funds) as of June 30, 2026		36,694,418	2,286,019	6,817,650	331,526	2,348,679	1,000,000	54,942,238	684,506	879,980
22											
23	Activity Funds BEGINNING CASH BALANCE ON HAND ⁷ as of July 1, 2025		2,129,497								
24	Total Direct Receipts & Other Sources ⁸		2,800,000								
25	Total Amount Available		4,929,497								
26	Total Direct Disbursements & Other Uses ⁹		2,800,000								
27	Activity funds ENDING CASH BALANCE ON HAND ⁷ as of June 30, 2026		2,129,497								
28											
29	Total BEGINNING CASH BALANCE ON HAND (with Student Activity Funds)7 as of July 1, 2025		32,648,130	2,039,640	7,436,094	266,406	3,638,693	0	26,478,479	667,751	962,316
30	Total Direct Receipts & Other Sources ⁸		175,747,204	17,544,084	15,976,178	18,537,334	4,871,196	1,000,000	3,652,133	6,298,508	874,926
31	Total Other Receipts		0	0	319,421	0	0	0	30,311,626	0	9,042,738
32	Total Direct Receipts, Other Sources, & Other Receipts		175,747,204	17,544,084	16,295,599	18,537,334	4,871,196	1,000,000	33,963,759	6,298,508	9,917,664
33	Total Amount Available		208,395,334	19,583,724	23,731,693	18,803,740	8,509,889	1,000,000	60,442,238	6,966,259	10,879,980
34	Total Direct Disbursements & Other Uses ⁹		167,524,251	17,225,472	16,914,043	18,469,760	5,657,870	0	5,500,000	6,277,005	10,000,000
35	Total Other Disbursements		2,047,168	72,233	0	2,454	503,340	0	0	4,748	0
36	Total Direct Disbursements, Other Uses, & Other Disbursements		169,571,419	17,297,705	16,914,043	18,472,214	6,161,210	0	5,500,000	6,281,753	10,000,000
37	Total ENDING CASH BALANCE ON HAND (with Student Activity Funds)7 as of June 30, 2026		38,823,915	2,286,019	6,817,650	331,526	2,348,679	1,000,000	54,942,238	684,506	879,980

	A	B	C	D	E	F	G	H	I	J	K
1			(10)	(20)	(30)	(40)	(50)	(60)	(70)	(80)	(90)
2	Description: Enter Whole Numbers Only	Acct #	Educational	Operations & Maintenance	Debt Service	Transportation	Municipal Retirement/ Social Security	Capital Projects	Working Cash	Tort	Fire Prevention & Safety
3	RECEIPTS/REVENUES FROM LOCAL SOURCES (1000)										
4	AD VALOREM TAXES LEVIED BY LOCAL EDUCATION AGENCY	1100									
5	Designated Purposes Levies ^{11 (1110-1120)}	-	115,904,917	16,521,333	6,512,581	6,608,533	1,480,665		1,652,133	6,278,508	764,926
6	Leasing Purposes Levy ¹²	1130	1,303,478	348,655							
7	Special Education Purposes Levy	1140	1,321,707								
8	FICA and Medicare Only Levies	1150					3,059,909				
9	Area Vocational Construction Purposes Levy	1160									
10	Summer School Purposes Levy	1170									
11	Other Tax Levies (Describe & Itemize)	1190	(4,429)								
12	Total Ad Valorem Taxes Levied by District		118,525,673	16,869,988	6,512,581	6,608,533	4,540,574	0	1,652,133	6,278,508	764,926
13	PAYMENTS IN LIEU OF TAXES	1200									
14	Mobile Home Privilege Tax	1210									30
15	Payments from Local Housing Authority	1220									
16	Corporate Personal Property Replacement Taxes ¹³	1230	2,503,469				250,622				
17	Other Payments in Lieu of Taxes (Describe & Itemize)	1290									
18	Total Payments in Lieu of Taxes		2,503,469	0	0	0	250,622	0	0	0	0
19	TUITION	1300									
20	Regular Tuition from Pupils or Parents (In State)	1311									
21	Regular Tuition from Other Districts (In State)	1312									
22	Regular Tuition from Other Sources (In State)	1313									
23	Regular Tuition from Other Sources (Out of State)	1314									
24	Summer School Tuition from Pupils or Parents (In State)	1321									
25	Summer School Tuition from Other Districts (In State)	1322									
26	Summer School Tuition from Other Sources (In State)	1323									
27	Summer School Tuition from Other Sources (Out of State)	1324									
28	CTE Tuition from Pupils or Parents (In State)	1331									
29	CTE Tuition from Other Districts (In State)	1332									
30	CTE Tuition from Other Sources (In State)	1333									
31	CTE Tuition from Other Sources (Out of State)	1334									
32	Special Education Tuition from Pupils or Parents (In State)	1341									
33	Special Education Tuition from Other Districts (In State)	1342	150,000								
34	Special Education Tuition from Other Sources (In State)	1343									
35	Special Education Tuition from Other Sources (Out of State)	1344									
36	Adult Tuition from Pupils or Parents (In State)	1351									
37	Adult Tuition from Other Districts (In State)	1352									
38	Adult Tuition from Other Sources (In State)	1353									
39	Adult Tuition from Other Sources (Out of State)	1354									
40	Total Tuition		150,000								
41	TRANSPORTATION FEES	1400									
42	Regular Transportation Fees from Pupils or Parents (In State)	1411									
43	Regular Transportation Fees from Other Districts (In State)	1412									
44	Regular Transportation Fees from Other Sources (In State)	1413									
45	Regular Transportation Fees from Co-curricular Activities (In State)	1415									
46	Regular Transportation Fees from Other Sources (Out of State)	1416									
47	Summer School Transportation Fees from Pupils or Parents (In State)	1421									
48	Summer School Transportation Fees from Other Districts (In State)	1422									
49	Summer School Transportation Fees from Other Sources (In State)	1423									
50	Summer School Transportation Fees from Other Sources (Out of State)	1424									
51	CTE Transportation Fees from Pupils or Parents (In State)	1431									
52	CTE Transportation Fees from Other Districts (In State)	1432									
53	CTE Transportation Fees from Other Sources (In State)	1433									
54	CTE Transportation Fees from Other Sources (Out of State)	1434									
55	Special Education Transportation Fees from Pupils or Parents (In State)	1441									
56	Special Education Transportation Fees from Other Districts (In State)	1442									

	A	B	C	D	E	F	G	H	I	J	K
1			(10)	(20)	(30)	(40)	(50)	(60)	(70)	(80)	(90)
2	Description: Enter Whole Numbers Only	Acct #	Educational	Operations & Maintenance	Debt Service	Transportation	Municipal Retirement/ Social Security	Capital Projects	Working Cash	Tort	Fire Prevention & Safety
57	Special Education Transportation Fees from Other Sources (In State)	1443									
58	Special Education Transportation Fees from Other Sources (Out of State)	1444									
59	Adult Transportation Fees from Pupils or Parents (In State)	1451									
60	Adult Transportation Fees from Other Districts (In State)	1452									
61	Adult Transportation Fees from Other Sources (In State)	1453									
62	Adult Transportation Fees from Other Sources (Out of State)	1454									
63	Total Transportation Fees					0					
64	EARNINGS ON INVESTMENTS	1500									
65	Interest on Investments	1510	600,000	40,000		40,000	80,000		2,000,000	20,000	110,000
66	Gain or Loss on Sale of Investments	1520									
67	Unrealized Gain or Loss on Investments	1530									
68	Total Earnings on Investments		600,000	40,000	0	40,000	80,000	0	2,000,000	20,000	110,000
69	FOOD SERVICE	1600									31
70	Sales to Pupils - Lunch	1611	2,985,000								
71	Sales to Pupils - Breakfast	1612									
72	Sales to Pupils - A la Carte	1613									
73	Sales to Pupils - Other (Describe & Itemize)	1614									
74	Sales to Adults	1620									
75	Other Food Service (Describe & Itemize)	1690	55,000								
76	Total Food Service		3,040,000								
77	DISTRICT/SCHOOL ACTIVITY INCOME	1700									
78	Admissions - Athletic	1711	83,000								
79	Admissions - Other	1719	24,300								
80	Fees	1720	650,001								
81	Book Store Sales	1730									
82	Other District/School Activity Revenue (Describe & Itemize)	1790									
83	Student Activity Fund Revenues	1799	2,800,000								
84	Total District/School Activity Income (without Student Activity Funds 1799)		757,301	0							
85	Total District/School Activity Income (with Student Activity Funds 1799)		3,557,301								
86	TEXTBOOK INCOME	1800									
87	Textbook Rentals - Regular Textbooks	1811	916,001								
88	Textbook Rentals - Summer School Textbooks	1812									
89	Textbook Rentals - Adult/Continuing Education Textbooks	1813									
90	Textbook Rentals - Other (Describe & Itemize)	1819									
91	Textbook Sales - Regular Textbooks	1821									
92	Textbook Sales - Summer School	1822									
93	Textbook Sales - Adult/Continuing Education	1823									
94	Textbook Sales - Other (Describe & Itemize)	1829									
95	Other Textbook Income (Describe & Itemize)	1890									
96	Total Textbooks		916,001								
97	OTHER REVENUE FROM LOCAL SOURCES	1900									
98	Rentals	1910		130,000							
99	Contributions and Donations from Private Sources	1920	237,000	75,000							
100	Impact Fees from Municipal or County Governments	1930									
101	Services Provided Other Districts	1940									
102	Refund of Prior Years' Expenditures	1950									
103	Payments of Surplus Moneys from TIF Districts	1960									
104	Drivers' Education Fees	1970									
105	Proceeds from Vendors' Contracts	1980	25,000								
106	School Facility Occupation Tax Proceeds	1983	1,485,850		6,514,150			1,000,000			
107	Payment from Other Districts	1991									
108	Sale of Vocational Projects	1992									
109	Other Local Fees (Describe & Itemize)	1993	40,000								
110	Other Local Revenues (Describe & Itemize)	1999	20,000	80,000							
111	Total Other Revenue from Local Sources		1,807,850	285,000	6,514,150	0	0	1,000,000	0	0	0

	A	B	C	D	E	F	G	H	I	J	K
1	Description: Enter Whole Numbers Only	Acct #	(10)	(20)	(30)	(40)	(50)	(60)	(70)	(80)	(90)
2			Educational	Operations & Maintenance	Debt Service	Transportation	Municipal Retirement/ Social Security	Capital Projects	Working Cash	Tort	Fire Prevention & Safety
112	Total Receipts/Revenues from Local Sources (without Student Activity Funds 1799)	1000	128,300,294	17,194,988	13,026,731	6,648,533	4,871,196	1,000,000	3,652,133	6,298,508	874,926
113	Total Receipts/Revenues from Local Sources (with Student Activity Funds 1799)		131,100,294								
114	FLOW-THROUGH RECEIPTS/REVENUES FROM ONE DISTRICT TO ANOTHER DISTRICT (2000)										
115	Flow-Through Revenue from State Sources	2100									
116	Flow-Through Revenue from Federal Sources	2200									
117	Other Flow-Through Revenue (Describe & Itemize)	2300									
118	Total Flow-Through Receipts/Revenues From One District to Another District	2000	0	0		0	0				
119	RECEIPTS/REVENUES FROM STATE SOURCES (3000)										
120	UNRESTRICTED GRANTS-IN-AID (3001-3099)										
121	Evidence Based Funding Formula (Section 18-8.15)	3001	25,515,862								32
122	Reorganization Incentives (Accounts 3005-3021)	3005									
123	Other Unrestricted Grants-In-Aid From State Sources (Describe & Itemize)	3099									
124	Total Unrestricted Grants-In-Aid		25,515,862	0	0	0	0	0		0	0
125	RESTRICTED GRANTS-IN-AID (3100-3900)										
126	SPECIAL EDUCATION										
127	Special Education - Private/Public Facility Tuition	3100	1,000,000								
128	Special Education - Orphanage - Individual	3120	420,000								
129	Special Education - Orphanage - Summer Individual	3130									
130	Special Education - Other (Describe & Itemize)	3199									
131	Total Special Education		1,420,000	0		0					
132	CAREER AND TECHNICAL EDUCATION (CTE)										
133	CTE - Technical Education - Tech Prep	3200									
134	CTE - Secondary Program Improvement (CTEI)	3220									
135	CTE - WECEP	3225									
136	CTE - Agriculture Education	3235	34,700								
137	CTE - Instructor Practicum	3240									
138	CTE - Student Organizations	3270									
139	CTE - Other (Describe & Itemize)	3299									
140	Total Career and Technical Education		34,700	0			0				
141	State Free Lunch & Breakfast	3360	27,000								
142	School Breakfast Initiative	3365									
143	Driver Education	3370	34,000								
144	Adult Education (from ICCB)	3410									
145	Adult Education - Other (Describe & Itemize)	3499									
146	TRANSPORTATION										
147	Transportation - Regular and Vocational	3500				2,634,759					
148	Transportation - Special Education	3510				3,754,042					
149	Transportation - Other (Describe & Itemize)	3599									
150	Total Transportation		0	0		6,388,801	0				
151	Learning Improvement - Change Grants	3610									
152	Scientific Literacy	3660									
153	Truant Alternative/Optional Education	3695									
154	Early Childhood - Block Grant	3705	2,226,686								
155	Chicago General Education Block Grant	3766									
156	Chicago Educational Services Block Grant	3767									
157	School Safety & Educational Improvement Block Grant	3775									
158	Technology - Technology for Success	3780									
159	State Charter Schools	3815									
160	Extended Learning Opportunities - Summer Bridges	3825									
161	Infrastructure Improvements - Planning/Construction	3920									

	A	B	C	D	E	F	G	H	I	J	K
1			(10)	(20)	(30)	(40)	(50)	(60)	(70)	(80)	(90)
2	Description: Enter Whole Numbers Only	Acct #	Educational	Operations & Maintenance	Debt Service	Transportation	Municipal Retirement/ Social Security	Capital Projects	Working Cash	Tort	Fire Prevention & Safety
162	School Infrastructure - Maintenance Projects	3925		50,000							
163	Other Restricted Revenue from State Sources <i>(Describe & Itemize)</i>	3999	1,679,082	250,000							
164	Total Restricted Grants-In-Aid		5,421,468	300,000	0	6,388,801	0	0	0	0	0
165	Total Receipts/Revenues from State Sources	3000	30,937,330	300,000	0	6,388,801	0	0	0	0	0
166	RECEIPTS/REVENUES FROM FEDERAL SOURCES (4000)										
167	UNRESTRICTED GRANTS-IN-AID RECEIVED DIRECTLY FROM FEDERAL GOVT. (4001-4009)										
168	Federal Impact Aid	4001									
169	Other Unrestricted Grants-In-Aid Received from Fed. Govt. <i>(Describe & Itemize)</i>	4009									
170	Total Unrestricted Grants-In-Aid Received Directly from Fed Govt		0	0	0	0	0	0	0	0	0
171	RESTRICTED GRANTS-IN-AID RECEIVED DIRECTLY FROM FEDERAL GOVT (4045-4090)										
172	Head Start	4045									33
173	Construction (Impact Aid)	4050									
174	MAGNET	4060									
175	Other Restricted Grants-In-Aid Received from Fed. Govt. <i>(Describe & Itemize)</i>	4090									
176	Total Restricted Grants-In-Aid Received Directly from Federal Govt.		0	0		0	0	0			0
177	RESTRICTED GRANTS-IN-AID RECEIVED FROM FEDERAL GOVT. THRU THE STATE (4100-4999)										
178	TITLE V										
179	Title V - Flexibility and Accountability	4100									
180	Title V - SEA Projects	4105									
181	Title V - Rural Education Initiative (REI)	4107									
182	Title V - Other <i>(Describe & Itemize)</i>	4199									
183	Total Title V		0	0		0	0				
184	FOOD SERVICE										
185	Breakfast Start-Up Expansion	4200									
186	National School Lunch Program	4210	2,755,000								
187	Special Milk Program	4215									
188	School Breakfast Program	4220	688,000								
189	Summer Food Service Admin/Program	4225	96,000								
190	Child and Adult Care Food Program	4226									
191	Fresh Fruit and Vegetables	4240									
192	Food Service - Other <i>(Describe & Itemize)</i>	4299									
193	Total Food Service		3,539,000				0				
194	TITLE I										
195	Title I - Low Income	4300	2,006,286								
196	Title I - Low Income - Neglected, Private	4305									
197	Title I - Migrant Education	4340									
198	Title I - Other <i>(Describe & Itemize)</i>	4399									
199	Total Title I		2,006,286	0		0	0				
200	TITLE IV										
201	Title IV - Student Support & Academic Enrichment Grant	4400	295,417								
202	Title IV - Part A - Student Support & Academic Enrichment Grants Safe and Drug Free Schools	4415									
203	Title IV - 21st Century	4421									
204	Title IV - Other <i>(Describe & Itemize)</i>	4499	598,443								
205	Total Title IV		893,860	0		0	0				
206	FEDERAL - SPECIAL EDUCATION										
207	Federal Special Education - Preschool Flow-Through	4600	98,470								
208	Federal Special Education - Preschool Discretionary	4605									
209	Federal Special Education - IDEA Flow Through	4620	3,070,670								
210	Federal Special Education - IDEA Room & Board	4625	265,000								

1	A	B	C	D	E	F	G	H	I	J	K
2	Description: Enter Whole Numbers Only	Acct #	(10) Educational	(20) Operations & Maintenance	(30) Debt Service	(40) Transportation	(50) Municipal Retirement/ Social Security	(60) Capital Projects	(70) Working Cash	(80) Tort	(90) Fire Prevention & Safety
211	Federal Special Education - IDEA Discretionary	4630									
212	Federal Special Education - IDEA - Other (Describe & Itemize)	4699									
213	Total Federal Special Education		3,434,140	0		0	0				
214	CTE - PERKINS										
215	CTE - Perkins-Title III E Tech Prep	4770									
216	CTE - Other (Describe & Itemize)	4799									
217	Total CTE - Perkins		0	0			0				
218	Federal - Adult Education	4810									
219	Qualified Zone Academy Bond Tax Credits	4866									
220	Qualified School Construction Bond Credits	4867									
221	Build America Bond Tax Credits	4868									
222	Build America Bond Interest Reimbursement	4869									
223	Total Stimulus Programs		0	0	0	0	0	0		0	0
224	Race to the Top Program	4901									
225	Race to the Top - Preschool Expansion Grant	4902									
226	Title III - Instruction for English Learners & Immigrant Students	4905	20,000								
227	Title III - English Language Acquisition	4909	60,000								
228	McKinney Education for Homeless Children	4920									
229	Title II - Eisenhower - Professional Development Formula	4930									
230	Title II - Teacher Quality	4932	434,000								
231	Title II - Part A - Supporting Effective Instruction - State Grants	4935									
232	Federal Charter Schools	4960									
233	State Assessment Grants	4981									
234	Grant for State Assessments and Related Activities	4982									
235	Medicaid Matching Funds - Administrative Outreach	4991	150,000								
236	Medicaid Matching Funds - Fee-For-Service Program	4992	1,250,000								
237	Other Restricted Grants Received from Fed. Govt. thru State (Describe & Itemize)	4998	1,922,294								
238	Total Restricted Grants-In-Aid Received from Federal Govt. Thru the State		13,709,580	0	0	0	0	0		0	0
239	TOTAL RECEIPTS/REVENUES FROM FEDERAL SOURCES	4000	13,709,580	0	0	0	0	0	0	0	0
240	TOTAL DIRECT RECEIPTS/REVENUES (without Student Activity Funds 1799)		172,947,204	17,494,988	13,026,731	13,037,334	4,871,196	1,000,000	3,652,133	6,298,508	874,926
241	TOTAL DIRECT RECEIPTS/REVENUES (with Student Activity Funds 1799)		175,747,204								

	A	B	C	D	E	F	G	H	I	J	K
1	Description: Enter Whole Numbers Only	Funct #	(100) Salaries	(200) Employee Benefits	(300) Purchased Services	(400) Supplies & Materials	(500) Capital Outlay	(600) Other Objects	(700) Non-Capitalized Equipment	(800) Termination Benefits	(900) Total
3	10 - EDUCATIONAL FUND (ED)										
4	INSTRUCTION (ED)	1000									
5	Regular Programs	1100	50,012,717	8,536,754	249,238	1,662,395		425,078	20,100		60,906,282
6	Tuition Payment to Charter Schools	1115									0
7	Pre-K Programs	1125									0
8	Special Education Programs (Functions 1200 - 1220)	1200	25,451,603	6,553,602	250,048	450,183		4,297,769	3,000		37,006,205
9	Special Education Programs Pre-K	1225	2,040,402	482,816	38,121	108,344					2,669,683
10	Remedial and Supplemental Programs K-12	1250	1,661,453	267,216	524,710	394,443					2,847,822
11	Remedial and Supplemental Programs Pre-K	1275									0
12	Adult/Continuing Education Programs	1300									0
13	CTE Programs	1400	20,800	896		6,426					28,122
14	Interscholastic Programs	1500	758,649	29,652	215,612	154,883	326,911	97,900			1,583,607
15	Summer School Programs	1600	789			10,000					10,789
16	Gifted Programs	1650									0
17	Driver's Education Programs	1700	57,439								57,439
18	Bilingual Programs	1800	2,251,236	453,622		112,194					2,817,052
19	Truant Alternative & Optional Programs	1900									0
20	Pre-K Programs - Private Tuition	1910									0
21	Regular K-12 Programs Private Tuition	1911									0
22	Special Education Programs K-12 Private Tuition	1912									0
23	Special Education Programs Pre-K Tuition	1913									0
24	Remedial/Supplemental Programs K-12 Private Tuition	1914									0
25	Remedial/Supplemental Programs Pre-K Private Tuition	1915									0
26	Adult/Continuing Education Programs Private Tuition	1916									0
27	CTE Programs Private Tuition	1917									0
28	Interscholastic Programs Private Tuition	1918									0
29	Summer School Programs Private Tuition	1919									0
30	Gifted Programs Private Tuition	1920									0
31	Bilingual Programs Private Tuition	1921									0
32	Truants Alternative/Opt Ed Programs Private Tuition	1922									0
33	Student Activity Fund Expenditures	1999						2,800,000			2,800,000
34	Total Instruction¹⁴ (Without Student Activity Funds 1999)	1000	82,255,088	16,324,558	1,277,729	2,898,868	326,911	4,820,747	23,100	0	107,927,001
35	Total Instruction (With Student Activity Funds 1999)	1000	82,255,088	16,324,558	1,277,729	2,898,868	326,911	7,620,747	23,100	0	110,727,001
36	SUPPORT SERVICES (ED)	2000									
37	Support Services - Pupil	2100									
38	Attendance & Social Work Services	2110	1,764,500	365,633	97,692						2,227,825
39	Guidance Services	2120	1,797,261	296,524	200,000						2,293,785
40	Health Services	2130	1,459,693	374,033	66,323	18,677		0	0		1,918,726
41	Psychological Services	2140	1,372,256	326,471	101,357	20,000					1,820,084
42	Speech Pathology & Audiology Services	2150	3,942,259	801,048	16,169						4,759,476
43	Other Support Services - Pupils (Describe & Itemize)	2190	15,325		20,000	40,000					75,325
44	Total Support Services - Pupil	2100	10,351,294	2,163,709	501,541	78,677	0	0	0	0	13,095,221
45	Support Services - Instructional Staff	2200									
46	Improvement of Instruction Services	2210	3,059,076	496,725	311,658	154,028		83,109			4,104,596
47	Educational Media Services	2220	1,605,692	349,636		80,000					2,035,328
48	Assessment & Testing	2230			300,000						300,000
49	Total Support Services - Instructional Staff	2200	4,664,768	846,361	611,658	234,028	0	83,109	0	0	6,439,924
50	Support Services - General Administration	2300									
51	Board of Education Services	2310	4,500	8,802	161,688	2,834					177,824
52	Executive Administration Services	2320	495,366	260,047	107,829	34,323	0	12,493	11,905		921,963
53	Special Area Administration Services	2330	517,756	91,766							609,522
54	Tort Immunity Services	2361, 2365									0
55	Total Support Services - General Administration	2300	1,017,622	360,615	269,517	37,157	0	12,493	11,905	0	1,709,309
56	Support Services - School Administration	2400									
57	Office of the Principal Services	2410	7,352,902	1,519,281	9,598			20,402	0		8,902,183
58	Other Support Services - School Administration (Describe & Itemize)	2490									0
59	Total Support Services - School Administration	2400	7,352,902	1,519,281	9,598	0	0	20,402	0	0	8,902,183

1	A	B	C	D	E	F	G	H	I	J	K
2	Description: Enter Whole Numbers Only	Funct #	(100) Salaries	(200) Employee Benefits	(300) Purchased Services	(400) Supplies & Materials	(500) Capital Outlay	(600) Other Objects	(700) Non-Capitalized Equipment	(800) Termination Benefits	(900) Total
60	Support Services - Business	2500									
61	Direction of Business Support Services	2510	189,392	17,561	19,884	565		2,120	0		229,522
62	Fiscal Services	2520	508,254	209,854	322,579	4,134		224,238			1,269,059
63	Operation & Maintenance of Plant Services	2540	1,500		562,546	12,454	20,000	0	0		596,500
64	Pupil Transportation Services	2550			485,280		2,196,865				2,682,145
65	Food Services	2560	2,802,366	957,857	49,625	3,509,905	130,000	5,365	66,105		7,521,223
66	Internal Services	2570	71,799	8,341	210,589	(95,589)	0				195,140
67	Total Support Services - Business	2500	3,573,311	1,193,613	1,650,503	3,431,469	2,346,865	231,723	66,105	0	12,493,589
68	Support Services - Central	2600									
69	Direction of Central Support Services	2610									0
70	Planning, Research, Development & Evaluation Services	2620									0
71	Information Services	2630	184,416	24,716	29,162	61,955		3,003			303,252
72	Staff Services	2640	608,107	97,107	124,157	16,969		1,498	0		847,838
73	Data Processing Services	2660	1,168,787	154,936	1,760,844	579,773	2,666,122	1,411	360,250		6,692,123
74	Total Support Services - Central	2600	1,961,310	276,759	1,914,163	658,697	2,666,122	5,912	360,250	0	36,321,213
75	Other Support Services - Misc. (Describe & Itemize)	2900				25,000					25,000
76	Total Support Services	2000	28,921,207	6,360,338	4,956,980	4,465,028	5,012,987	353,639	438,260	0	50,508,439
77	COMMUNITY SERVICES (ED)	3000	937,955	331,245	217,472	92,903			0		1,579,575
78	PAYMENTS TO OTHER DIST & GOVT UNITS (ED)	4000									
79	Payments to Other Dist & Govt Units (In-State)	4100									
80	Payments for Regular Programs	4110									0
81	Payments for Special Education Programs	4120									0
82	Payments for Adult/Continuing Education Programs	4130									0
83	Payments for CTE Programs	4140			1,000,000						1,000,000
84	Payments for Community College Programs	4170									0
85	Other Payments to In-State Govt Units - Programs (Describe & Itemize)	4190			95,444						95,444
86	Total Payments to Other Dist & Govt Units (In-State)	4100			1,095,444			0			1,095,444
87	Payments for Regular Programs - Tuition	4210						494,168			494,168
88	Payments for Special Education Programs - Tuition	4220						0			0
89	Payments for Adult/Continuing Education Programs - Tuition	4230									0
90	Payments for CTE Programs - Tuition	4240						509,035			509,035
91	Payments for Community College Programs - Tuition	4270									0
92	Payments for Other Programs - Tuition	4280						24,816			24,816
93	Other Payments to In-State Govt Units - Tuition (Describe & Itemize)	4290									0
94	Total Payments to Other Dist & Govt Units - Tuition (In State)	4200						1,028,019			1,028,019
95	Payments for Regular Programs - Transfers	4310									0
96	Payments for Special Education Programs - Transfers	4320									0
97	Payments for Adult/Continuing Ed Programs - Transfers	4330									0
98	Payments for CTE Programs - Transfers	4340									0
99	Payments for Community College Program - Transfers	4370									0
100	Payments for Other Programs - Transfers	4380									0
101	Other Payments to In-State Govt Units - Transfers (Describe & Itemize)	4390						1,981			1,981
102	Total Payments to Other Dist & Govt Units-Transfers (In State)	4300			0			1,981			1,981
103	Payments to Other Dist & Govt Units (Out of State)	4400									0
104	Total Payments to Other Dist & Govt Units	4000			1,095,444			1,030,000			2,125,444
105	DEBT SERVICE (ED)	5000									
106	Debt Service - Interest on Short-Term Debt	5100									
107	Tax Anticipation Warrants	5110									0
108	Tax Anticipation Notes	5120									0
109	Corporate Personal Property Repl Tax Anticipated Notes	5130									0
110	State Aid Anticipation Certificates	5140									0
111	Other Interest on Short-Term Debt (Describe & Itemize)	5150									0
112	Total Debt Service - Interest on Short-Term Debt	5100						0			0
113	Debt Service - Interest on Long-Term Debt	5200									0
114	Total Debt Service	5000						0			0
115	PROVISION FOR CONTINGENCIES (ED)	6000									0
116	Total Direct Disbursements/Expenditures (without Student Activity Funds (1999))		112,114,250	23,016,141	7,547,625	7,456,799	5,339,898	6,204,386	461,360	0	162,140,459

	A	B	C	D	E	F	G	H	I	J	K
1	Description: Enter Whole Numbers Only	Funct #	(100) Salaries	(200) Employee Benefits	(300) Purchased Services	(400) Supplies & Materials	(500) Capital Outlay	(600) Other Objects	(700) Non-Capitalized Equipment	(800) Termination Benefits	(900) Total
117	Total Direct Disbursements/Expenditures (with Student Activity Funds (1999))		112,114,250	23,016,141	7,547,625	7,456,799	5,339,898	9,004,386	461,360	0	164,940,459
118	Excess (Deficiency) of Receipts/Revenues Over Disbursements/Expenditures (without Student Activity Funds 1999)										10,806,745
119	Excess (Deficiency) of Receipts/Revenues Over Disbursements/Expenditures (with Student Activity Funds 1999)										10,806,745
120											
121	20 - OPERATIONS AND MAINTENANCE FUND (O&M)										
122	SUPPORT SERVICES (O&M)	2000									
123	Support Services - Pupil	2100									
124	Other Support Services - Pupils (Describe & Itemize)	2190				2,000					2,000
125	Support Services - Business	2500									
126	Direction of Business Support Services	2510									0
127	Facilities Acquisition & Construction Services	2530			150,000						150,000
128	Operation & Maintenance of Plant Services	2540	7,230,886	1,264,821	1,813,754	4,549,939	1,668,660	4,983	174,774		16,707,817
129	Pupil Transportation Services	2550									37
130	Food Services	2560									0
131	Total Support Services - Business	2500	7,230,886	1,264,821	1,963,754	4,549,939	1,668,660	4,983	174,774	0	16,857,817
132	Other Support Services - Misc. (Describe & Itemize)	2900									0
133	Total Support Services	2000	7,230,886	1,264,821	1,963,754	4,551,939	1,668,660	4,983	174,774	0	16,859,817
134	COMMUNITY SERVICES (O&M)	3000									0
135	PAYMENTS TO OTHER DIST & GOVT UNITS (O&M)	4000									
136	Payments to Other Dist & Govt Units (In-State)	4100									
137	Payments for Regular Programs	4110									0
138	Payments for Special Education Programs	4120									0
139	Payments for CTE Program	4140									0
140	Other Payments to In-State Govt Units - Programs (Describe & Itemize)	4190									0
141	Total Payments to Other Dist & Govt Units (In-State)	4100			0			0			0
142	Payments to Other Dist & Govt Units (Out of State) ¹⁴	4400									0
143	Total Payments to Other Dist & Govt Unit	4000			0			0			0
144	DEBT SERVICE (O&M)	5000									
145	Debt Service - Interest on Short-Term Debt	5100									
146	Tax Anticipation Warrants	5110									0
147	Tax Anticipation Notes	5120									0
148	Corporate Personal Prop Repl Tax Anticipated Notes	5130									0
149	State Aid Anticipation Certificates	5140									0
150	Other Interest on Short-Term Debt (Describe & Itemize)	5150									0
151	Total Debt Service - Interest on Short-Term Debt	5100						0			0
152	Debt Service - Interest on Long-Term Debt	5200									0
153	Total Debt Service	5000						0			0
154	PROVISION FOR CONTINGENCIES (O&M)	6000									0
155	Total Direct Disbursements/Expenditures		7,230,886	1,264,821	1,963,754	4,551,939	1,668,660	4,983	174,774	0	16,859,817
156	Excess (Deficiency) of Receipts/Revenues Over Disbursements/Expenditures										635,171
157											
158	30 - DEBT SERVICE FUND (DS)										
159	PAYMENTS TO OTHER DIST & GOVT UNITS (DS)	4000									
160	Payments to Other Dist & Govt Units (In-State)	4100									
161	Payments for Regular Programs	4110									0
162	Payments for Special Education Programs	4120									0
163	Other Payments to In-State Govt Units - Programs (Describe & Itemize)	4190									0
164	Total Payments to Other Dist & Govt Units (In-State)	4000						0			0
165	DEBT SERVICE (DS)	5000									
166	Debt Service - Interest on Short-Term Debt	5100									
167	Tax Anticipation Warrants	5110									0
168	Tax Anticipation Notes	5120									0
169	Corporate Personal Prop Repl Tax Anticipation Notes	5130									0
170	State Aid Anticipation Certificates	5140									0

	A	B	C	D	E	F	G	H	I	J	K
1	Description: Enter Whole Numbers Only	Funct #	(100) Salaries	(200) Employee Benefits	(300) Purchased Services	(400) Supplies & Materials	(500) Capital Outlay	(600) Other Objects	(700) Non-Capitalized Equipment	(800) Termination Benefits	(900) Total
171	Other Interest on Short-Term Debt <i>(Describe & Itemize)</i>	5150									0
172	Total Debt Service - Interest On Short-Term Debt	5100						0			0
173	Debt Service - Interest on Long-Term Debt	5200						997,474			997,474
174	Debt Service - Payments of Principal on Long-Term Debt ¹⁵ <i>(Lease/Purchase Principal Retired) (Describe & Itemize)</i>	5300						15,916,569			15,916,569
175	Debt Service - Other <i>(Describe & Itemize)</i>	5400									0
176	Total Debt Service	5000			0			16,914,043			16,914,043
177	PROVISION FOR CONTINGENCIES (DS)	6000									0
178	Total Direct Disbursements/Expenditures				0			16,914,043			16,914,043
179	Excess (Deficiency) of Receipts/Revenues Over Disbursements/Expenditures										(3,887,312)
180											
181	40 - TRANSPORTATION FUND (TR)										
182	SUPPORT SERVICES (TR)	2000									
183	Support Services - Pupils	2100									38
184	Other Support Services - Pupils <i>(Describe & Itemize)</i>	2190									0
185	Support Services - Business										
186	Pupil Transportation Services	2550	306,480	121,680	15,018,866	1,328,876	1,624,629	220	22,785		18,423,536
187	Other Support Services - Business <i>(Describe & Itemize)</i>	2900									0
188	Total Support Services	2000	306,480	121,680	15,018,866	1,328,876	1,624,629	220	22,785	0	18,423,536
189	COMMUNITY SERVICES (TR)	3000									0
190	PAYMENTS TO OTHER DIST & GOVT UNITS (TR)	4000									
191	Payments to Other Dist & Govt Units (In-State)	4100									
192	Payments for Regular Program	4110									0
193	Payments for Special Education Programs	4120									0
194	Payments for Adult/Continuing Education Programs	4130									0
195	Payments for CTE Programs	4140									0
196	Payments for Community College Programs	4170									0
197	Other Payments to In-State Govt Units - Programs <i>(Describe & Itemize)</i>	4190									0
198	Total Payments to Other Dist & Govt Units (In-State)	4100			0			0			0
199	Payments to Other Dist & Govt Units (Out-of-State) (Describe & Itemize)	4400									0
200	Total Payments to Other Dist & Govt Units	4000			0			0			0
201	DEBT SERVICE (TR)	5000									
202	Debt Service - Interest on Short-Term Debt	5100									
203	Tax Anticipation Warrants	5110									0
204	Tax Anticipation Notes	5120									0
205	Corporate Personal Prop Repl Tax Anticipation Notes	5130									0
206	State Aid Anticipation Certificates	5140									0
207	Other Interest on Short-Term Debt <i>(Describe & Itemize)</i>	5150									0
208	Total Debt Service - Interest On Short-Term Debt	5100						0			0
209	Debt Service - Interest on Long-Term Debt	5200						4,087			4,087
210	Debt Service - Payments of Principal on Long-Term Debt ¹⁵ <i>(Lease/Purchase Principal Retired) (Describe & Itemize)</i>	5300						42,137			42,137
211	Debt Service - Other <i>(Describe & Itemize)</i>	5400									0
212	Total Debt Service	5000						46,224			46,224
213	PROVISION FOR CONTINGENCIES (TR)	6000									0
214	Total Direct Disbursements/Expenditures		306,480	121,680	15,018,866	1,328,876	1,624,629	46,444	22,785	0	18,469,760
215	Excess (Deficiency) of Receipts/Revenues Over Disbursements/Expenditures										(5,432,426)
216											
217	50 - MUNICIPAL RETIREMENT/SOC SEC FUND (MR/SS)										
218	INSTRUCTION (MR/SS)	1000									
219	Regular Program	1100		778,516							778,516
220	Pre-K Programs	1125									0
221	Special Education Programs (Functions 1200-1220)	1200		2,028,650							2,028,650
222	Special Education Programs Pre-K	1225		113,356							113,356
223	Remedial and Supplemental Programs K-12	1250		26,445							26,445

	A	B	C	D	E	F	G	H	I	J	K
1	Description: Enter Whole Numbers Only	Funct #	(100) Salaries	(200) Employee Benefits	(300) Purchased Services	(400) Supplies & Materials	(500) Capital Outlay	(600) Other Objects	(700) Non-Capitalized Equipment	(800) Termination Benefits	(900) Total
224	Remedial and Supplemental Programs Pre-K	1275									0
225	Adult/Continuing Education Programs	1300									0
226	CTE Programs	1400									0
227	Interscholastic Programs	1500		7,477							7,477
228	Summer School Programs	1600									0
229	Gifted Programs	1650									0
230	Driver's Education Programs	1700									0
231	Bilingual Programs	1800		32,357							32,357
232	Truant Alternative & Optional Programs	1900									0
233	Total Instruction	1000		2,986,801							2,986,801
234	SUPPORT SERVICES (MR/SS)	2000									
235	Support Services - Pupil	2100									
236	Attendance & Social Work Services	2110		27,648							27,648
237	Guidance Services	2120		41,168							41,168
238	Health Services	2130		99,856							99,856
239	Psychological Services	2140		21,979							21,979
240	Speech Pathology & Audiology Services	2150		56,906							56,906
241	Other Support Services - Pupils <i>(Describe & Itemize)</i>	2190									0
242	Total Support Services - Pupil	2100		247,557							247,557
243	Support Services - Instructional Staff	2200									
244	Improvement of Instruction Services	2210		60,967							60,967
245	Educational Media Services	2220		42,542							42,542
246	Assessment & Testing	2230									0
247	Total Support Services - Instructional Staff	2200		103,509							103,509
248	Support Services - General Administration	2300									
249	Board of Education Services	2310		65							65
250	Executive Administration Services	2320		66,264							66,264
251	Special Area Administrative Services	2330		21,665							21,665
252	Claims Paid from Self Insurance Fund	2361									0
253	Risk Management and Claims Services Payments	2365									0
254	Total Support Services - General Administration	2300		87,994							87,994
255	Support Services - School Administration	2400									
256	Office of the Principal Services	2410		401,663							401,663
257	Other Support Services - School Administration <i>(Describe & Itemize)</i>	2490									0
258	Total Support Services - School Administration	2400		401,663							401,663
259	Support Services - Business	2500									
260	Direction of Business Support Services	2510		31,270							31,270
261	Fiscal Services	2520		76,146							76,146
262	Facilities Acquisition & Construction Services	2530									0
263	Operation & Maintenance of Plant Service	2540		908,669							908,669
264	Pupil Transportation Services	2550		43,877							43,877
265	Food Services	2560		387,366							387,366
266	Internal Services	2570		10,059							10,059
267	Total Support Services - Business	2500		1,457,387							1,457,387
268	Support Services - Central	2600									
269	Direction of Central Support Services	2610									0
270	Planning, Research, Development & Evaluation Services	2620									0
271	Information Services	2630		27,244							27,244
272	Staff Services	2640		61,408							61,408
273	Data Processing Services	2660		164,270							164,270
274	Total Support Services - Central	2600		252,922							252,922
275	Other Support Services - Misc. (Describe & Itemize)	2900									0
276	Total Support Services	2000		2,551,032							2,551,032
277	COMMUNITY SERVICES (MR/SS)	3000		120,037							120,037
278	PAYMENTS TO OTHER DIST & GOVT UNITS (MR/SS)	4000									
279	Payments for Regular Programs	4110									0
280	Payments for Special Education Programs	4120									0
281	Payments for CTE Programs	4140									0

	A	B	C	D	E	F	G	H	I	J	K
1	Description: Enter Whole Numbers Only	Funct #	(100) Salaries	(200) Employee Benefits	(300) Purchased Services	(400) Supplies & Materials	(500) Capital Outlay	(600) Other Objects	(700) Non-Capitalized Equipment	(800) Termination Benefits	(900) Total
282	Total Payments to Other Dist & Govt Units	4000		0							0
283	DEBT SERVICE (MR/SS)	5000									
284	Debt Service - Interest on Short-Term Debt	5100									
285	Tax Anticipation Warrants	5110									0
286	Tax Anticipation Notes	5120									0
287	Corporate Personal Prop Repl Tax Anticipation Notes	5130									0
288	State Aid Anticipation Certificates	5140									0
289	Other Interest on Short-Term Debt (Describe & Itemize)	5150									0
290	Total Debt Service	5000						0			0
291	PROVISION FOR CONTINGENCIES (MR/SS)	6000									0
292	Total Direct Disbursements/Expenditures			5,657,870				0			5,657,870
293	Excess (Deficiency) of Receipts/Revenues Over Disbursements/Expenditures										(786,674)
294											
295	60 - CAPITAL PROJECTS (CP)										
296	SUPPORT SERVICES (CP)	2000									40
297	Support Services - Business										
298	Facilities Acquisition & Construction Services	2530									0
299	Other Support Services - Business (Describe & Itemize)	2900									0
300	Total Support Services	2000	0	0	0	0	0	0	0		0
301	PAYMENTS TO OTHER DIST & GOVT UNITS (CP)	4000									
302	Payments to Other Dist & Govt Units (In-State)	4100									
303	Payments to Regular Programs	4110									0
304	Payment for Special Education Programs	4120									0
305	Payment for CTE Programs	4140									0
306	Payments to Other Govt Units - Programs (In-State) (Describe & Itemize)	4190									0
307	Total Payments to Other Districts & Govt Units	4000			0			0			0
308	PROVISION FOR CONTINGENCIES (CP)	6000									0
309	Total Direct Disbursements/Expenditures		0	0	0	0	0	0	0		0
310	Excess (Deficiency) of Receipts/Revenues Over Disbursements/Expenditures										1,000,000
311											
312	70 WORKING CASH FUND (WC)										
313											
314	80 - TORT FUND (TF)										
315	INSTRUCTION (TF)	1000									
316	Regular Programs	1100									0
317	Tuition Payment to Charter Schools	1115									0
318	Pre-K Programs	1125									0
319	Special Education Programs (Functions 1200 - 1220)	1200	1,079,767								1,079,767
320	Special Education Programs Pre-K	1225									0
321	Remedial and Supplemental Programs K-12	1250									0
322	Remedial and Supplemental Programs Pre-K	1275									0
323	Adult/Continuing Education Programs	1300									0
324	CTE Programs	1400									0
325	Interscholastic Programs	1500			63,305						63,305
326	Summer School Programs	1600									0
327	Gifted Programs	1650									0
328	Driver's Education Programs	1700									0
329	Bilingual Programs	1800									0
330	Truant Alternative & Optional Programs	1900									0
331	Pre-K Programs - Private Tuition	1910									0
332	Regular K-12 Programs Private Tuition	1911									0
333	Special Education Programs K-12 Private Tuition	1912									0
334	Special Education Programs Pre-K Tuition	1913									0
335	Remedial/Supplemental Programs K-12 Private Tuition	1914									0
336	Remedial/Supplemental Programs Pre-K Private Tuition	1915									0
337	Adult/Continuing Education Programs Private Tuition	1916									0
338	CTE Programs Private Tuition	1917									0

1	A	B	C	D	E	F	G	H	I	J	K
2	Description: Enter Whole Numbers Only	Funct #	(100) Salaries	(200) Employee Benefits	(300) Purchased Services	(400) Supplies & Materials	(500) Capital Outlay	(600) Other Objects	(700) Non-Capitalized Equipment	(800) Termination Benefits	(900) Total
339	Interscholastic Programs Private Tuition	1918									0
340	Summer School Programs Private Tuition	1919									0
341	Gifted Programs Private Tuition	1920									0
342	Bilingual Programs Private Tuition	1921									0
343	Truants Alternative/Opt Ed Programs Private Tuition	1922									0
344	Total Instruction¹⁴	1000	1,079,767	0	63,305	0	0	0	0	0	1,143,072
345	SUPPORT SERVICES (TF)	2000									
346	Support Services - Pupil	2100									
347	Attendance & Social Work Services	2110									0
348	Guidance Services	2120									0
349	Health Services	2130	383,082		1,530	651					385,263
350	Psychological Services	2140									0
351	Speech Pathology & Audiology Services	2150									0
352	Other Support Services - Pupils (Describe & Itemize)	2190									0
353	Total Support Services - Pupil	2100	383,082	0	1,530	651	0	0	0	0	435,263
354	Support Services - Instructional Staff	2200									
355	Improvement of Instruction Services	2210	107,099								107,099
356	Educational Media Services	2220									0
357	Assessment & Testing	2230									0
358	Total Support Services - Instructional Staff	2200	107,099	0	0	0	0	0	0	0	107,099
359	Support Services - General Administration	2300									
360	Board of Education Services	2310									0
361	Executive Administration Services	2320	219,268	32,079							251,347
362	Special Area Administration Services	2330									0
363	Claims Paid from Self Insurance Fund	2361									0
364	Risk Management and Claims Services Payments	2365	81,000		1,538,366	30,019	0	101,615	0		1,751,000
365	Total Support Services - General Administration	2300	300,268	32,079	1,538,366	30,019	0	101,615	0	0	2,002,347
366	Support Services - School Administration	2400									
367	Office of the Principal Services	2410	250,587								250,587
368	Other Support Services - School Administration (Describe & Itemize)	2490									0
369	Total Support Services - School Administration	2400	250,587	0	0	0	0	0	0	0	250,587
370	Support Services - Business	2500									
371	Direction of Business Support Services	2510	20,488								20,488
372	Fiscal Services	2520									0
373	Facilities Acquisition & Construction Services	2530									0
374	Operation & Maintenance of Plant Services	2540	106,540	20,907	578,583	10,441	347,173	0	18,233		1,081,877
375	Pupil Transportation Services	2550									0
376	Food Services	2560									0
377	Internal Services	2570									0
378	Total Support Services - Business	2500	127,028	20,907	578,583	10,441	347,173	0	18,233	0	1,102,365
379	Support Services - Central	2600									
380	Direction of Central Support Services	2610									0
381	Planning, Research, Development & Evaluation Services	2620									0
382	Information Services	2630									0
383	Staff Services	2640	6,188	1,100,000	180,084						1,286,272
384	Data Processing Services	2660			0	0					0
385	Total Support Services - Central	2600	6,188	1,100,000	180,084	0	0	0	0	0	1,286,272
386	Other Support Services - Misc. (Describe & Itemize)	2900									
387	Total Support Services	2000	1,174,252	1,152,986	2,298,563	41,111	347,173	101,615	18,233	0	5,133,933
388	COMMUNITY SERVICES (TF)	3000									
389	PAYMENTS TO OTHER DIST & GOVT UNITS (TF)	4000									
390	Payments to Other Dist & Govt Units (In-State)	4100									
391	Payments for Regular Programs	4110									0
392	Payments for Special Education Programs	4120									0
393	Payments for Adult/Continuing Education Programs	4130									0
394	Payments for CTE Programs	4140									0
395	Payments for Community College Programs	4170									0

1	A	B	C	D	E	F	G	H	I	J	K
2	Description: Enter Whole Numbers Only	Funct #	(100) Salaries	(200) Employee Benefits	(300) Purchased Services	(400) Supplies & Materials	(500) Capital Outlay	(600) Other Objects	(700) Non-Capitalized Equipment	(800) Termination Benefits	(900) Total
396	Other Payments to In-State Govt Units - Programs <i>(Describe & Itemize)</i>	4190									0
397	Total Payments to Other Dist & Govt Units (In-State)	4100			0			0			0
398	Payments for Regular Programs - Tuition	4210									0
399	Payments for Special Education Programs - Tuition	4220									0
400	Payments for Adult/Continuing Education Programs - Tuition	4230									0
401	Payments for CTE Programs - Tuition	4240									0
402	Payments for Community College Programs - Tuition	4270									0
403	Payments for Other Programs - Tuition	4280									0
404	Other Payments to In-State Govt Units - Tuition <i>(Describe & Itemize)</i>	4290									0
405	Total Payments to Other Dist & Govt Units - Tuition (In State)	4200						0			0
406	Payments for Regular Programs - Transfers	4310									0
407	Payments for Special Education Programs - Transfers	4320									0
408	Payments for Adult/Continuing Ed Programs - Transfers	4330									0
409	Payments for CTE Programs - Transfers	4340									0
410	Payments for Community College Program - Transfers	4370									42
411	Payments for Other Programs - Transfers	4380									0
412	Other Payments to In-State Govt Units - Transfers <i>(Describe & Itemize)</i>	4390									0
413	Total Payments to Other Dist & Govt Units-Transfers (In State)	4300			0			0			0
414	Payments to Other Dist & Govt Units (Out of State)	4400									0
415	Total Payments to Other Dist & Govt Units	4000			0			0			0
416	DEBT SERVICE (TF)	5000									
417	Debt Service - Interest on Short-Term Debt										
418	Tax Anticipation Warrants	5110									0
419	Tax Anticipation Notes	5120									0
420	Corporate Personal Property Replacement Tax Anticipation Notes	5130									0
421	State Aid Anticipation Certificates	5140									0
422	Other Interest or Short-Term Debt <i>(Describe & Itemize)</i>	5150									0
423	Debt Service - Interest on Long-Term Debt	5200									0
424	Debt Service - Payments of Principal on Long-Term Debt ¹⁵ (Lease/Purchase Principal Retired) <i>(Describe & Itemize)</i>	5300									0
425	Debt Service - Other <i>(Describe & Itemize)</i>	5400									0
426	Total Debt Service	5000			0			0			0
427	PROVISION FOR CONTINGENCIES (TF)	6000									0
428	Total Direct Disbursements/Expenditures		2,254,019	1,152,986	2,361,868	41,111	347,173	101,615	18,233	0	6,277,005
429	Excess (Deficiency) of Receipts/Revenues Over Disbursements/Expenditures										21,503
430											
431	90 - FIRE PREVENTION & SAFETY FUND (FP&S)										
432	SUPPORT SERVICES (FP&S)	2000									
433	Support Services - Business	2500									
434	Facilities Acquisition & Construction Services	2530									0
435	Operation & Maintenance of Plant Service	2540			1,000,000		9,000,000				10,000,000
436	Total Support Services - Business	2500	0	0	1,000,000	0	9,000,000	0	0		10,000,000
437	Other Support Services - Misc. <i>(Describe & Itemize)</i>	2900									0
438	Total Support Services	2000	0	0	1,000,000	0	9,000,000	0	0		10,000,000
439	PAYMENTS TO OTHER DISTRICTS & GOVT UNITS (FP&S)	4000									
440	Payments to Regular Programs	4110									0
441	Payments to Special Education Programs	4120									0
442	Other Payments to In-State Govt Units - Programs <i>(Describe & Itemize)</i>	4190									0
443	Total Payments to Other Districts & Govt Units (FPS)	4000						0			0
444	DEBT SERVICE (FP&S)	5000									
445	Debt Service - Interest on Short-Term Debt	5100									
446	Tax Anticipation Warrants	5110									0
447	Other Interest on Short-Term Debt <i>(Describe & Itemize)</i>	5150									0
448	Total Debt Service - Interest on Short-Term Debt	5100						0			0
449	Debt Service - Interest on Long-Term Debt	5200									0
450	Debt Service - Payments of Principal on Long-Term Debt ¹⁵ (Lease/Purchase Principal Retired) <i>(Describe & Itemize)</i>	5300									0

	A	B	C	D	E	F	G	H	I	J	K
1	Description: Enter Whole Numbers Only	Funct #	(100) Salaries	(200) Employee Benefits	(300) Purchased Services	(400) Supplies & Materials	(500) Capital Outlay	(600) Other Objects	(700) Non-Capitalized Equipment	(800) Termination Benefits	(900) Total
2											
451	Total Debt Service	5000						0			0
452	PROVISIONS FOR CONTINGENCIES (FP&S)	6000									0
453	Total Direct Disbursements/Expenditures		0	0	1,000,000	0	9,000,000	0	0		10,000,000
454	Excess (Deficiency) of Receipts/Revenues Over Disbursements/Expenditures										(9,125,074)

	B	C	D	E	F	G	H
1	If there is an amount in column C or column G, please describe the type of revenue or expenditure in column D or column H.						
2	Revenue Check: OK						
3	Expenditure Check: OK						
4	Revenues Acct. (EstRev tab)	Amount	Describe Revenue	Expenditures Fund-Function (EstExp tab)	Amount	Describe Expenditures	
5	1190			10-2190	\$ 75,325	Positive Behavior Interventions & Supports (PBIS), Direction of Stud	
6	1290			10-2490			
7	1614			10-2900	\$ 25,000	Supplies for homeless students	
8	1690	\$ 55,000	Food Service sales to departments, clubs and other school organ	10-4190	\$ 95,444	Payments to ROE 17 for juvenile detention center	
9	1790			10-4290			
10	1819			10-4390	\$ 1,981	Property taxes for radio town at KJHS	
11	1829			10-4400			
12	1890			10-5150			
13	1993	\$ 40,000	Reimbursement for UFEA president	20-2190	\$ 2,000	High school parking pass supplies	
14	1999	\$ 100,000	Workers Compensation revenue, high school parking passes	20-2900			44
15	2300			20-4190			
16	3099			20-4400			
17	3199			20-5150			
18	3299			30-4190			
19	3499			30-5150			
20	3599			30-5300	\$ 15,916,569	General Obligation bonds and capital lease debt service payments	
21	3999	\$ 1,929,082	SOS Library Grant, Teacher Vacancy Grant, District Literacy Pla	30-5400			
22	4009			40-2190			
23	4090			40-2900			
24	4199			40-4190			
25	4299			40-4400			
26	4399			40-5150			
27	4499	\$ 598,443	Title I Low Income - Delinquent, Title I School Improvement	40-5300	\$ 42,137	Activity bus lease	
28	4699			40-5400			
29	4799			50-2190			
30	4998	\$ 1,922,294	STEP grant, FSCS grant, EPA Clean Buses grant	50-2490			
31				50-2900			
32				50-5150			
33				60-2900			
34				60-4190			
35				80-2190			
36				80-2490			
37				80-2900			
38				80-4190			
39				80-4290			
40				80-4390			
41				80-4400			
42				80-5150			
43				80-5300			
44				80-5400			
45				90-2900			
46				90-4190			
47				90-5150			
48				90-5300			

DEFICIT BUDGET SUMMARY INFORMATION - Operating Funds Only (School Districts Only)					
Description	EDUCATIONAL FUND (10)	OPERATIONS & MAINTENANCE FUND (20)	TRANSPORTATION FUND (40)	WORKING CASH FUND (70)	TOTAL
Direct Revenues	172,947,204	17,494,988	13,037,334	3,652,133	207,131,659
Direct Expenditures	162,140,459	16,859,817	18,469,760		197,470,036
Difference	10,806,745	635,171	(5,432,426)	3,652,133	9,661,623
Estimated Fund Balance - June 30, 2026	36,694,418	2,286,019	331,526	54,942,238	94,254,201

Balanced budget; no Deficit Reduction Plan is required.

45

A deficit reduction plan is required if the local board of education adopts (or amends) the 2025-2026 school district budget in which the "operating funds" listed above result in direct revenues (line 9, BudgetSum 2-4) being less than direct expenditures (line 19, BudgetSum 2-4) by an amount equal to or greater than one-third (1/3) of the ending fund balance (line 81, BudgetSum 2-4).

Note: The balance is determined using only the four funds listed above. That is, if the estimated ending fund balance is less than three times the deficit spending, the district must adopt and file with ISBE a deficit reduction plan to balance the shortfall within three years.

Per School Code (105 ILCS 5/17-1) - If the Deficit AFR Summary Information tab from the 2024-2025 Annual Financial Report (AFR) reflects a deficit as defined above, then the school district shall adopt and submit a deficit reduction plan (found here on page 23-27) to ISBE within 30 days after acceptance of the AFR.

The deficit reduction plan, if required, is developed using ISBE guidelines and format.

	A	B	C	D	E	F	G	
1	*School Districts Only		DEFICIT REDUCTION PLAN ESTIMATED BUDGET FY2025-2026					
2								
3	17064005026							
4	<i>District Number</i>							
5	McLean County USD 5							
6	<i>District Name</i>		Educational Fund	Operations & Maintenance Fund	Transportation Fund	Working Cash Fund	Total	
7	ESTIMATED BEGINNING FUND BALANCE <i>(must equal prior Ending Fund Balance)</i>		28,471,465	1,967,407	263,952	56,790,105	87,492,929	
8	RECEIPTS/REVENUES		Acct #					
9	LOCAL SOURCES		1000	128,300,294	17,194,988	6,648,533	3,652,133	155,795,948
10	FLOW-THROUGH RECEIPTS/REVENUES FROM ONE DISTRICT TO ANOTHER DISTRICT		2000	0	0	0		0
11	STATE SOURCES		3000	30,937,330	300,000	6,388,801	0	37,626,131
12	FEDERAL SOURCES		4000	13,709,580	0	0	0	13,709,580
13	Total Receipts/Revenues			172,947,204	17,494,988	13,037,334	3,652,133	207,131,659
14	DISBURSEMENTS/EXPENDITURES		Funct #					
15	INSTRUCTION		1000	107,927,001				107,927,001
16	SUPPORT SERVICES		2000	50,508,439	16,859,817	18,423,536		85,791,792
17	COMMUNITY SERVICES		3000	1,579,575	0	0		1,579,575
18	PAYMENTS TO OTHER DISTRICTS & GOVT. UNITS		4000	2,125,444	0	0		2,125,444
19	DEBT SERVICES		5000	0	0	46,224		46,224
20	PROVISION FOR CONTINGENCIES		6000	0	0	0		0
21	Total Disbursements/Expenditures			162,140,459	16,859,817	18,469,760		197,470,036
22	Excess of Receipts/Revenue Over/(Under) Disbursements/Expenditures			10,806,745	635,171	(5,432,426)	3,652,133	9,661,623
23	OTHER SOURCES/USES OF FUNDS							
24	OTHER SOURCES OF FUNDS (7000)			0	49,096	5,500,000	0	5,549,096
25	OTHER USES OF FUNDS (8000)			2,583,792	365,655	0	5,500,000	8,449,447
26	TOTAL OTHER SOURCES/USES OF FUNDS			(2,583,792)	(316,559)	5,500,000	(5,500,000)	(2,900,351)
27	ESTIMATED ENDING FUND BALANCE			36,694,418	2,286,019	331,526	54,942,238	94,254,201

	A	B	H	I	J	K	L
1	*School Districts Only		ESTIMATED BUDGET FY2026-2027				
2							
3	17064005026						
4	<i>District Number</i>						
5	McLean County USD 5						
6	<i>District Name</i>		Educational Fund	Operations & Maintenance Fund	Transportation Fund	Working Cash Fund	Total
7	ESTIMATED BEGINNING FUND BALANCE <i>(must equal prior Ending Fund Balance)</i>		36,694,418	2,286,019	331,526	54,942,238	94,254,201
8	RECEIPTS/REVENUES	Acct #					
9	LOCAL SOURCES	1000					0
10	FLOW-THROUGH RECEIPTS/REVENUES FROM ONE DISTRICT TO ANOTHER DISTRICT	2000					0
11	STATE SOURCES	3000					0
12	FEDERAL SOURCES	4000					0
13	Total Receipts/Revenues		0	0	0	0	0
14	DISBURSEMENTS/EXPENDITURES	Func#					
15	INSTRUCTION	1000					0
16	SUPPORT SERVICES	2000					0
17	COMMUNITY SERVICES	3000					0
18	PAYMENTS TO OTHER DISTRICTS & GOVT. UNITS	4000					0
19	DEBT SERVICES	5000					0
20	PROVISION FOR CONTINGENCIES	6000					0
21	Total Disbursements/Expenditures		0	0	0		0
22	Excess of Receipts/Revenue Over/(Under) Disbursements/Expenditures		0	0	0	0	0
23	OTHER SOURCES/USES OF FUNDS						
24	OTHER SOURCES OF FUNDS (7000)						0
25	OTHER USES OF FUNDS (8000)						0
26	TOTAL OTHER SOURCES/USES OF FUNDS		0	0	0	0	0
27	ESTIMATED ENDING FUND BALANCE		36,694,418	2,286,019	331,526	54,942,238	94,254,201

	A	B	M	N	O	P	Q
1	*School Districts Only		ESTIMATED BUDGET FY2027-2028				
2							
3	17064005026						
4	<i>District Number</i>						
5	McLean County USD 5						
6	<i>District Name</i>		Educational Fund	Operations & Maintenance Fund	Transportation Fund	Working Cash Fund	Total
7	ESTIMATED BEGINNING FUND BALANCE (must equal prior Ending Fund Balance)		36,694,418	2,286,019	331,526	54,942,238	94,254,201
8	RECEIPTS/REVENUES		Acct #				
9	LOCAL SOURCES		1000				0
10	FLOW-THROUGH RECEIPTS/REVENUES FROM ONE DISTRICT TO ANOTHER DISTRICT		2000				0
11	STATE SOURCES		3000				0
12	FEDERAL SOURCES		4000				0
13	Total Receipts/Revenues		0	0	0	0	0
14	DISBURSEMENTS/EXPENDITURES		Funct #				
15	INSTRUCTION		1000				0
16	SUPPORT SERVICES		2000				0
17	COMMUNITY SERVICES		3000				0
18	PAYMENTS TO OTHER DISTRICTS & GOVT. UNITS		4000				0
19	DEBT SERVICES		5000				0
20	PROVISION FOR CONTINGENCIES		6000				0
21	Total Disbursements/Expenditures		0	0	0		0
22	Excess of Receipts/Revenue Over/(Under) Disbursements/Expenditures		0	0	0	0	0
23	OTHER SOURCES/USES OF FUNDS						
24	OTHER SOURCES OF FUNDS (7000)						0
25	OTHER USES OF FUNDS (8000)						0
26	TOTAL OTHER SOURCES/USES OF FUNDS		0	0	0	0	0
27	ESTIMATED ENDING FUND BALANCE		36,694,418	2,286,019	331,526	54,942,238	94,254,201

	A	B	R	S	T	U	V
1	*School Districts Only		ESTIMATED BUDGET FY2028-2029				
2							
3	17064005026						
4	<i>District Number</i>						
5	McLean County USD 5						
6	<i>District Name</i>		Educational Fund	Operations & Maintenance Fund	Transportation Fund	Working Cash Fund	Total
7	ESTIMATED BEGINNING FUND BALANCE (must equal prior Ending Fund Balance)		36,694,418	2,286,019	331,526	54,942,238	94,254,201
8	RECEIPTS/REVENUES		Acct #				
9	LOCAL SOURCES		1000				0
10	FLOW-THROUGH RECEIPTS/REVENUES FROM ONE DISTRICT TO ANOTHER DISTRICT		2000				0
11	STATE SOURCES		3000				0
12	FEDERAL SOURCES		4000				0
13	Total Receipts/Revenues		0	0	0	0	0
14	DISBURSEMENTS/EXPENDITURES		Funct #				
15	INSTRUCTION		1000				0
16	SUPPORT SERVICES		2000				0
17	COMMUNITY SERVICES		3000				0
18	PAYMENTS TO OTHER DISTRICTS & GOVT. UNITS		4000				0
19	DEBT SERVICES		5000				0
20	PROVISION FOR CONTINGENCIES		6000				0
21	Total Disbursements/Expenditures		0	0	0		0
22	Excess of Receipts/Revenue Over/(Under) Disbursements/Expenditures		0	0	0	0	0
23	OTHER SOURCES/USES OF FUNDS						
24	OTHER SOURCES OF FUNDS (7000)						0
25	OTHER USES OF FUNDS (8000)						0
26	TOTAL OTHER SOURCES/USES OF FUNDS		0	0	0	0	0
27	ESTIMATED ENDING FUND BALANCE		36,694,418	2,286,019	331,526	54,942,238	94,254,201

	A	B	W	X	Y	Z
1	*School Districts Only		SUMMARY BUDGET ADDENDUM - DEFICIT REDUCTION PLAN ESTIMATED BUDGET Date of Adoption: <input type="text"/> <i>(Enter as MM/DD/YY)</i>			
2						
3	17064005026					
4	District Number					
5	McLean County USD 5					
6	District Name		FY2025-2026	FY2026-2027	FY2027-2028	FY2028-2029
7	ESTIMATED BEGINNING FUND BALANCE <i>(must equal prior Ending Fund Balance)</i>		87,492,929	94,254,201	94,254,201	94,254,201
8	RECEIPTS/REVENUES	Acct #				
9	LOCAL SOURCES	1000	155,795,948	0	0	0
10	FLOW-THROUGH RECEIPTS/REVENUES FROM ONE DISTRICT TO ANOTHER DISTRICT	2000	0	0	0	0
11	STATE SOURCES	3000	37,626,131	0	0	0
12	FEDERAL SOURCES	4000	13,709,580	0	0	0
13	Total Receipts/Revenues		207,131,659	0	0	0
14	DISBURSEMENTS/EXPENDITURES	Funct #				
15	INSTRUCTION	1000	107,927,001	0	0	0
16	SUPPORT SERVICES	2000	85,791,792	0	0	0
17	COMMUNITY SERVICES	3000	1,579,575	0	0	0
18	PAYMENTS TO OTHER DISTRICTS & GOVT. UNITS	4000	2,125,444	0	0	0
19	DEBT SERVICES	5000	46,224	0	0	0
20	PROVISION FOR CONTINGENCIES	6000	0	0	0	0
21	Total Disbursements/Expenditures		197,470,036	0	0	0
22	Excess of Receipts/Revenue Over/(Under) Disbursements/Expenditures		9,661,623	0	0	0
23	OTHER SOURCES/USES OF FUNDS					
24	OTHER SOURCES OF FUNDS (7000)		5,549,096	0	0	0
25	OTHER USES OF FUNDS (8000)		8,449,447	0	0	0
26	TOTAL OTHER SOURCES/USES OF FUNDS		(2,900,351)	0	0	0
27	ESTIMATED ENDING FUND BALANCE		94,254,201	94,254,201	94,254,201	94,254,201

Deficit Reduction Plan-Background/Assumptions (School Districts Only)

Fiscal Year 2025-2026

through Fiscal Year 2028-2029

McLean County USD 5 17064005026

Please complete the following schedule and include a brief description to identify any areas of the budget that will be impacted from one year to the next. If the deficit reduction plan relies upon new local revenues, identify contingencies for further budget reductions which will be enacted in the event those new revenues are not available.

1. Background and Narrative of Budget Reductions:

2. Assumptions Used in the Deficit Reduction Plan:

- EBF and Estimated New Tier Funding:

- Equal Assessed Valuation and Tax Rates:

- Employee Salaries and Benefits:

Deficit Reduction Plan-Background/Assumptions (School Districts Only)

Fiscal Year 2025-2026

through Fiscal Year 2028-2029

- Short- and Long-Term Borrowing:

- Educational Impact:

- Other Assumptions:

- Has the district considered shared services or outsourcing (Ex: Transportation, Insurance)? If yes, please explain:

Evidence-Based Funding: Fiscal Year 2026 Spending Plan McLean County USD 5

Part I: Achieving Student Growth and Making Progress Toward State Education Goals

The questions below allow you to indicate the strategic priorities and strategies that will drive your efforts to achieve student growth and make progress toward state education goals. These may involve investing in any combination of an Organizational Unit's core resources: time, money, people, and programs.

Collaboration Opportunity - Organizational Units may find that Part I is most easily and effectively completed if led by program leaders in consultation with finance leaders.

1) What are the Organizational Unit's strategic goals for student success for the 2025-26 school year? What measures will be used to evaluate progress? (No more than 2000 characters, including spaces.)

Objective 1: By the end of Third Grade, students will be able to read within range for their grade level.
Indicator: 90% or more of our third graders will be reading at grade level

Objective 2: By the end of 8th grade, students will be prepared for high school and will be on track for college and career success.
Indicator: The percentage of 8th grade students that have passed Algebra and/or are Algebra ready by the end of 8th grade will increase.

Objective 3: After four years of high school enrollment, students will earn a high school diploma
Indicator: 90% of our students will graduate with their respective class.

	Top Strategy 1	Top Strategy 2	Top Strategy 3
2) Select the top three strategies that the Organizational Unit will employ to achieve student growth and make progress toward state education goals. (Select three different responses from the dropdown list.)	Focus increased time and attention on special student groups	Maintain or decrease class sizes	Increase the number of high-quality educators dedicated to special student groups
If "Other" was selected in question 2, please describe. (No more than 1000 characters, including spaces.)			

Part II: Planned Use of Evidence-Based Funding

The questions below provide an opportunity to document the stakeholders with whom you consulted and the data you analyzed as you determined your strategic allocations of FY 2026 EBF dollars. Key statistics related to EBF distributions are provided for your reference. Form 50-36/50-39 is typically released before current-year appropriations are known. Therefore, the figures provided are for the prior fiscal year.

Collaboration Opportunity - Organizational Units may find that questions in this section are most easily and effectively completed if led by finance leaders in consultation with program leaders.

Evidence-Based Funding Organizational Unit Results (FY 2025)	Final Resources / Adequacy Target = Percent of Adequacy	Average Student Enrollment	12,028.30	Adequacy Target	\$167,421,801
		Final Resources	\$127,412,912	Percent of Adequacy	76%
	Base Funding Minimum + Tier Funding = Gross State Contribution	Tier Assignment	1	Gross State Contribution	\$24,801,659
		FY25 Base Funding Minimum	\$23,069,211	FY 2025 Tier Funding	\$1,732,448
	Within FY 2025 Gross State Contribution, Resources Attributable to Specific Populations	Low-income Students	\$2,506,973		
		English Learners (Els)	\$295,377		
		Special Education	\$4,730,501		

	FY 2026 Tier Funding	Funding Type (Select)	*Note: Tier Funding allocations are published annually at https://www.isbe.net/Pages/ebfdistribution.aspx . Amounts are available in early August. Districts must use actual funding amounts if they are available before submitting the budget to ISBE.
1) FY 2026 Tier Funding Allocation*: Enter the dollar amount of Tier Funding (e.g., NEW MONEY only) allocated to the Organizational Unit for FY 2026. Select whether the amount is estimated or actual funding.	\$714,204	Actual	

	Data Source 1	Data Source 2	Data Source 3
2) Select the top three sources of data used to inform the Organizational Unit's planned allocation of EBF dollars. (Select three different responses.)	Climate and culture survey data (e.g., Five Essentials Survey)	Student growth and achievement data, disaggregated by student groups	Financial projections

3)	Indicate with which groups the Organizational Unit engaged to inform its intended allocation of EBF dollars. (Select any that apply; otherwise leave blank.)	Bilingual Program Director(s)	Yes	Principals	Yes	Bilingual Parent Advisory Committee	Yes
		Special Ed. Program Director(s)	Yes	School Improvement Teams		Other Parent Group(s)	
		Other Program Leaders	Yes	Teacher or Support Staff Unions		Community Focus Group(s)	Yes
		School Board Members	Yes	Other School Staff	Yes	Other	
[Optional] Provide a brief description of the Organizational Unit's process for consulting with internal and external stakeholders in determining the allocation of EBF dollars. (No more than 1000 characters, including spaces.)							
		Priority Investment 1	Priority Investment 2	Priority Investment 3			
4)	Given the data analyzed, the stakeholders consulted, and the priorities identified in Part I, indicate the top three priority investments the Organizational Unit will make with its FY 2026 Base Funding Minimum (e.g., excluding Tier Funding). Choose "Other" if investments do not match the provided list. (Select three different responses. "Other" may be selected more than once if needed.)	Core Teachers	Professional Development	School Site Staff			
If "Other" was selected in question 4, please describe. (No more than 1000 characters, including spaces.)							
Cost Factor Table							
The table below presents the regionally adjusted amount embedded in the Organizational Unit's FY 2025 Adequacy Target for each of the 34 cost factors in the Evidence-Based Funding model (Column F). Column G is required for all Organizational Units that receive at least \$5,000 in Tier Funding, while column H is optional. Organizational Units may choose to provide additional narrative context in Columns I-M to elaborate on the figures included in the table. ISBE has produced guidance for populating the cost factor table. The guidance includes a definition for each cost factor, along with suggestions for using Employee Information System position codes and common expenditure accounts to support a determination of expenditures. This guidance is available at https://www.isbe.net/ebfsspendingplan .							
5)	<p>Column G: If the Organizational Unit will receive at least \$5,000 in FY 2026 Tier Funding (as entered in Q2.1/cell G31), column G is required. Please indicate the Organizational Unit's planned expenditures in FY 2026 from Tier Funds only. Organizational Units are not expected to place a value in each cell. Rather, the table allows for the communication of priority investments with new state resources for the current fiscal year. During years in which there is no new Tier Funding, column G will not be required. During years in which Tier Funding is available, the amount of new Tier Funding entered in Q2.1/cell G31 above must equal the sum in cell G90 below. If some or all Tier Funding is invested outside of the cost factors, enter a dollar amount in cell G89 and provide additional context in the space for a narrative beginning in row 93.</p> <p>Column H: Optionally, Organizational Units may populate column H with total planned expenditures in FY 2026 for each cost factor from all revenue sources (e.g., not just from EBF). By comparing the figures in column F to the figures entered in column H, the Organizational Unit may engage local stakeholders in productive dialogue about resource allocation decisions.</p>						
Cost Factors		Amount in FY 2025 Adjusted Adequacy Target	Budgeted FY 2026 Investments with New Tier Funding	Budgeted FY 2026 Expenditures (All Resources)	Optional District Narratives		
			[Required]	[Optional]			
Core Investments	Core Teachers	\$37,266,780	\$714,204		Enter optional context for core investment decisions.		
	Specialist Teachers	\$9,035,533					
	Instructional Facilitator	\$4,064,839					
	Core Intervention Teacher	\$1,651,529					
	Substitute Teachers	\$1,285,401					
	Guidance Counselor	\$2,802,155					
	Nurse	\$897,294					
	Supervisory Aide	\$1,551,765					
	Librarian	\$1,825,351					
	Librarian Aide	\$1,119,943					
	Principal	\$2,690,907					
	Assistant Principal	\$2,343,721					
	School Site Staff	\$1,862,028					
	Subtotal	\$68,397,245	\$714,204				

Per Student Investments	Gifted	\$1,071,972			Enter optional context for per student investment decisions.
	Professional Development	\$1,503,538			
	Instructional Materials	\$3,909,198			
	Assessments	\$408,962			
	Computer & Tech Equipment	\$6,868,159			
	Student Activities	\$4,934,520			
	Maintenance & Operations	\$18,054,478			
	Central Office	\$12,028			
	Employee Benefits	\$32,328,576			
	Subtotal*	\$80,000,508			
Additional Investments	Low-income Intervention Teacher	\$1,813,038			Enter optional context for additional investment decisions.
	Low-income Pupil Support Staff	\$1,813,038			
	Low-income Extended Day Teacher	\$1,888,440			
	Low-income Summer School Teacher	\$1,888,440			
	EL Intervention Teacher	\$475,506			
	EL Pupil Support Staff	\$475,506			
	EL Extended Day Teacher	\$495,206			
	EL Summer School Teacher	\$495,206			
	EL Core Teacher	\$594,383			
	Sp Ed Teacher	\$5,794,385			
	Sp Ed Instructional Assistant	\$2,384,105			
	Sp Ed Psychologist	\$906,793			
	Subtotal	\$19,024,047			
Other Investments					
Total**	\$167,421,801	\$714,204		Tier Funding Check (Cell G90)	Complete, G90-G31
<p>*The subtotal for Per Student Investments is a calculated figure that adjusts salary portions of Central Office and Maintenance & Operations to account for regional salary differences. As a result, the sum of each individual cost factor will not equal the subtotal.</p> <p>**The total is the Final Adequacy Target (adjusted for Regionalization Factor) calculated in the Full FY 2025 EBF Calculation file. Due to differences in rounding, this figure may vary slightly from the sum of the subtotals in this table.</p>					
<p>If some or all Tier Funding was invested outside of the cost factors, please describe. (No more than 1000 characters, including spaces.)</p>					
Part III: Support for Special Student Groups					
<p>EBF statute sets aside specific allocations to be spent for special education, English learners, and low-income students. Per statute these designated funds must be spent on programs and services benefiting these specific student groups. Funds for English learners and low-income students must be spent in addition to, and not in lieu of, funding that supports general programs of instruction for all students. Funds attributable to special education must be used for the provision of special education facilities and services as outlined in ILCS 14-1.08. Current-year EBF amounts attributable to each of the special student groups must be reported in Question 1 below (cells G100-G102). If the Organizational Unit received at least \$5,000 for any of the student groups, a response to Questions 2 through 4 below is required. For amounts less than \$5,000, a response is optional for those questions. All other EBF funds may be spent in any manner deemed appropriate by the school district.</p> <p style="text-align: center;"><i>Collaboration Opportunity - Organizational Units may find that questions in this section are most easily and effectively completed through collaboration between program leaders affiliated with each student group and finance leaders.</i></p>					
1)	FY 2026 Student Population Allocations*: Enter the dollar amount of resources attributable to Specific Populations within the FY26 Gross State Contribution. Enter "0" if no funds are allocated for a student group. Select whether amounts are estimated or actual.	Low-income Students	Enter Amounts	Select type	*Note: Allocations for each of the three student groups are published annually at isbe.net/ebf/dist under "Reports." Amounts are typically available by September 1. Districts must use actual funding amounts if they are available before submitting the budget to ISBE.
		English Learners	\$2,564,323	Actual	
		Special Education	\$311,232	Actual	
			\$4,783,280	Actual	

2)	Organizational Unit investment of EBF dollars for low-income students: Select the investments that apply. (Optionally, dollar amounts for each investment may be entered.) Response Required	Low-Income Intervention Teacher	Yes	Low-Income Extended Day Teacher	Yes	Other Investments	Yes
		[Optional - Enter \$]		[Optional - Enter \$]		[Optional - Enter \$]	
		Low-Income Pupil Support Staff	Yes	Low-Income Summer School Teacher	Yes		
		[Optional - Enter \$]		[Optional - Enter \$]			
	Additional context for the Organizational Unit's planned use of dollars attributable to low-income students in FY 2026. (Required if "Other Investments" selected above. No more than 500 characters, including spaces.) Required	In addition to the major investments above, the district plans to invest in early childhood services, family and community engagement services, instructional materials, and computer and tech equipment.					
3)	Organizational Unit investment of EBF dollars for English learners: Select the investments that apply. (Optionally, dollar amounts for each investment may be entered.) Response Required	English Learner Intervention Teacher	Yes	English Learner Extended Day Teacher	Yes	English Learner Core Teacher	Yes
		[Optional - Enter \$]		[Optional - Enter \$]		[Optional - Enter \$]	
		English Learner Pupil Support Staff		English Learner Summer School Teacher	Yes	Other Investments	Yes
		[Optional - Enter \$]		[Optional - Enter \$]		[Optional - Enter \$]	
	Additional context for the Organizational Unit's planned use of dollars attributable to English learners in FY 2026. (Required if "Other Investments" selected above. No more than 500 characters, including spaces.) Required	Other investments include professional development and curriculum development, workshop and conferences, curriculum resources and materials, and other supplies and materials.					
4)	Organizational Units investment of EBF dollars for Special Education: Select the investments that apply. (Optionally, dollar amounts for each investment may be entered.) Response Required	Special Education Teacher	Yes	Special Education Psychologist	Yes		
		[Optional - Enter \$]		[Optional - Enter \$]			
		Special Education Instructional Assistant	Yes	Other Investments	Yes		
		[Optional - Enter \$]		[Optional - Enter \$]			
	Additional context for the Organizational Unit's planned use of dollars attributable to Special Education students in FY 2026. (Required if "Other Investments" selected above. No more than 500 characters, including spaces.) Required	Other investments include early childhood special education services, family and community engagement services, college and career readiness services, adapted instructional materials, and technology to access learning.					
Plan Assurances							
Please complete the assurances below related to Article 14C of the Illinois School Code, which contains provisions for EL services, parent participation, and the use of EBF dollars provided for English learners. It is the joint responsibility of home and serving entities to ensure compliance related to the use of state funding provided for English learners. Organizational Units should maintain supporting documentation (e.g., sign-in sheets, meeting agendas) to affirm the veracity of the below assurances. Responses in this section are only required if an Organizational Unit receives any amount of EBF dollars attributable to English learners.							
<i>Collaboration Opportunity - Organizational Units may find that the plan assurances are most easily and effectively completed if led by program leaders.</i>							
1). "I hereby affirm that at least 60% of the school district's state funds attributable to English learners will be used for instructional costs of programs and services for English learners (function 1000), in accordance with Article 14C of the Illinois School Code. The remaining balance of state funds attributable to English learners will also be used to serve English learners." Required <input type="checkbox"/> Yes							
2). "My school district has at least one attendance center with 20 or more English learners (including parental refusals) who speak the same home language other than English in grades K-12. Alternatively and/or additionally, my school district has at least one attendance center with 20 or more English learners (including parent refusals) who speak the same home language other than English in pre-K." Required <input type="checkbox"/> Yes							
3). "I hereby affirm that the school district's BPAC will review this EBF Spending Plan by or before October 31, 2025." Required <input type="checkbox"/> Yes							
4). Enter the anticipated date on which the BPAC review will take place and the name of the BPAC chair for SY 2025-26. Required							
		BPAC Meeting (MM/DD/YYYY)	9/22/2025				
		Name of Chair	Rosa Ibeth Gudino Lopez				

Spending Plan Completion Tracker		
Use the information below to confirm completion of all required questions. Note that the "status" column adjusts to responses, so the tracker is most helpful to consult <u>after</u> you have completed the spending plan.		
Question	Status	Acceptance Criteria
Part 1, Q1	Complete	Character length of response must be >10 and <=2000, including spaces.
Part 1, Q2	Complete	A <i>different</i> response must be selected in G11, I11, and L11; cells cannot be blank.
Part 1, Q2 (Narrative)	Complete	Response required only if "Other" selected in G11, I11, or L11; character length of response must be >10 and <=1000, including spaces.
Part 2, Q1	Complete	A numeric value must be entered in cell G31 (estimated or actual Tier Funding, or 0 if appropriations did not include Tier Funding). A type must be selected in cell H31.
Part 2, Q2	Complete	A <i>different</i> response must be selected in G35, I35, and L35; cells cannot be blank.
Part 2, Q3	Complete	At least one response must be selected.
Part 2, Q4	Complete	Cells G43, I43, and L43 cannot be blank. "Other" may be selected more than once, but other responses may not be repeated.
Part 2, Q4 (Narrative)	Complete	Response required only if "Other" selected in G43, I43, or L43; character length of response must be >10 and <=1000, including spaces.
Part 2, Q5 (Cell G90)	Complete	Cell G90 must be equal to the value in cell G31.
Part 2, Q5 (Narrative)	Complete	Response required only if a value was entered in cell G89; character length of response must be >10 and <=1000, including spaces.
Part 3, Q1 Low-Income Funds	Complete	A numeric value must be entered. A type must be selected in cell H100.
Part 3, Q1 English Learner Funds	Complete	A numeric value must be entered, which may be "0" if the organizational unit received no funding for the specified student group. A type must be selected in cell H101.
Part 3, Q1 Spec. Ed. Funds	Complete	A numeric value must be entered. A type must be selected in cell H102.
Part 3, Q2	Complete	At least one response must be selected.
Part 3, Q2 (Narrative)	Complete	Response required only if "Other Investments" was selected in the previous question; character length of response must be >10 and <=500, including spaces.
Part 3, Q3	Complete	At least one response must be selected.
Part 3, Q3 (Narrative)	Complete	Response required only if "Other Investments" was selected in the previous question; character length of response must be >10 and <=500, including spaces.
Part 3, Q4	Complete	At least one response must be selected.
Part 3, Q4 (Narrative)	Complete	Response required only if "Other Investments" was selected in the previous question; character length of response must be >10 and <=500, including spaces.
Assurances 1	Complete	Response required if the value entered in cell G101>0.
Assurances 2	Complete	Response required if the value entered in cell G101>0.
Assurances 3	Complete	Response required if "Yes" selected in cell E133.
Assurances 4 (Meeting Date)	Complete	Response required if "Yes" selected in cell E133; enter date in MM/DD/YYYY format.
Assurances 4 (Name of Chair)	Complete	Response required if "Yes" selected in cell E133.

ESTIMATED LIMITATION OF ADMINISTRATIVE COSTS (School Districts Only)

(For Local Use Only)

This is an estimated Limitation of Administrative Costs Worksheet only and will not be accepted for Official Submission of the Limitation of Administrative Costs Worksheet.

The worksheet is intended for use during the budgeting process to estimate the district's percent increase of FY2026 budgeted expenditures over actual FY2025 expenditures. Budget information is copied to this page. Insert the prior year estimated actual expenditures to compute the estimated percentage increase (decrease).

The official Limitation of Administrative Costs Worksheet is attached to the end of the Annual Financial Report (ISBE Form 50-35) and must be submitted in conjunction with that report. An official Limitation of Administrative Costs Worksheet can also be found on the ISBE website at: [Limitation of Administrative Costs](#)

ESTIMATED LIMITATION OF ADMINISTRATIVE COSTS WORKSHEET
(Section 17-1.5 of the School Code)

School District Name: **McLean County USD 5**
RCDT Number: **17064005026**

		Estimated Actual Expenditures, Fiscal Year 2025				Budgeted Expenditures, Fiscal Year 2026			
		(10)	(20)	(80)		(10)	(20)	(80)	
Description	Funct. No.	Educational Fund	Operations & Maintenance Fund	Tort Fund	Total	Educational Fund	Operations & Maintenance Fund	Tort Fund	Total
1. Executive Administration Services	2320	872,506		246,943	1,119,449	921,963		251,347	1,173,310
2. Special Area Administration Services	2330	563,458			563,458	609,522		0	609,522
3. Other Support Services - School Administration	2490				0	0		0	0
4. Direction of Business Support Services	2510	243,887		19,704	263,591	229,522	0	20,488	250,010
5. Internal Services	2570	176,926			176,926	195,140		0	195,140
6. Direction of Central Support Services	2610				0	0		0	0
7. Deduct - Early Retirement or other pension obligations required by state law and included above.					0				0
8. Totals		1,856,776	0	266,647	2,123,424	1,956,147	0	271,835	2,227,982
9. Estimated Percent Increase (Decrease) for FY2026 (Budgeted) over (Actual) FY 2025									5%

58

Reference Description

- 1 Each fund balance should correspond to the fund balance reflected on the books as of June 30th - Balance Sheet Accounts #720 and #730 (audit figures, if available).
- 2 Accounting and Financial Reporting for Certain Grants and Other Financial Assistance. The "On-Behalf" Payments should only be reflected on this page (Budget Summary, Lines 10 and 20).
- 3 Requires the secretary of the school board to notify the county clerk (within 30 days of the transfer approval) to abate an equal amount of taxes to be next extended. See Sec. 10-22.14 & 17-2.11.
- 3^a Requires notification to the county clerk to abate an equal amount from taxes next extended. See section 10-22.14
- 4 Principal on Bonds Sold:
 - (1) Funding Bonds are to be entered in the fund or funds in which the liability occurs.
 - (2) Refunding Bonds can be entered in the Debt Services Fund only.
 - (3) Building Bonds can be entered in the Capital Projects Fund only.
 - (4) Fire Prevention and Safety Bonds can be entered in the Fire Prevention & Safety Fund only.
- 5

The proceeds from the sale of school sites, buildings, or other real estate shall be used first to pay the principal and interest on any outstanding bonds on the property being sold, and after all such bonds have been retired, the remaining proceeds from the sale next shall be used by the school board to meet any urgent district needs as determined under Sections 2-3.12 and 17-2.11 of the School Code. Once these issues have been addressed, any remaining proceeds may be used for any other authorized purpose and for deposit into any district fund.
- 6 The School Code, Section 10-22.44 prohibits the transfer of interest earned on the investment of "any funds for purposes of Illinois Municipal Retirement under the Pension Code." This prohibition does not include funds for Social Security and Medicare-only purposes. For additional requirements on interest earnings, see 23 Illinois Administrative Code, Part 100, Section 100.50.
- 7 Cash plus investments must be greater than or equal to zero.
- 8

For cash basis budgets, this total will equal the Budget Summary - Total Direct Receipts/Revenues (Line 9) plus Total Other Sources of Funds (Line 46).
- 9

For cash basis budgets, this total will equal the Budget Summary - Total Direct Disbursements/Expenditures (Line 19) plus Total Other Uses of Funds (Line 79).
- 10

Working Cash Fund loans may be made to any district fund for which taxes are levied (Section 20-5 of the School Code).
- 11

Include revenue accounts 1110 through 1115, 1117,1118 & 1120.
- 12

The School Code Section 17-2.2c. Tax for leasing educational facilities or computer technology or both, and for temporary relocation expense purposes.
- 13

Corporate personal property replacement tax revenue must be first applied to the Municipal Retirement/Social Security Fund to replace tax revenue lost due to the abolition of the corporate personal property tax (30 ILCS 115/12). This provision does not apply to taxes levied for Medicare-Only purposes.
- 14

Only tuition payments made to private facilities. See Functions 4200 or 4400 for estimated public facility disbursements/expenditures.
- 15

Payment towards the retirement of lease/purchase agreements or bonded/other indebtedness (principal only) otherwise reported within the fund - e.g.: alternate revenue bonds. (Describe & Itemize)
- 16

Only abolishment of Working Cash Fund must transfer its funds directly to the Educational Fund upon adoption of a resolution and at the close of the current school Year (see 105 ILCS 5/20-8 for further explanation)

Only abatement of working cash fund can transfer its funds to any fund in most need of money (see 105 ILCS 5/20-10 for further explanation)

CHECK FOR ERRORS

This worksheet checks various cells to assure that selected items are in balance.

Please fix errors below before submitting to ISBE.

Budget Item References	Message
1. Deficit Reduction Plan (DefReductPlan 23-27 tab)	
Is Deficit Reduction Plan Required? (Joint Agreements do not complete Deficit Reduction Plan.)	Deficit Reduction Plan is not required
If required, is Deficit Reduction Plan completed? (DefReductPlan 23-27 tab)	
2. Cover Page (Cover tab)	
District Name must be selected from drop-down. (Cell H13)	OK
Accounting Basis must be selected on Cover sheet.	OK
Dates (Day, Month, Year) must be input on Cover sheet.	OK
Board Names must be typed on Cover sheet.	ERROR - TYPE BOARD NAMES
3. Budget Summary: Other Sources (BudgetSum 2-4 tab - Acct 7000) must equal Other Uses (BudgetSum 2-4 tab - Acct 8000).	
Estimated Beginning Fund Balance July, 1 2025 for all Funds (Cells C3 - K3) (Line must have a number or zero. Do not leave blank.)	OK
Estimated Activity Fund Beginning Fund Balance July, 1 2025 (Cell C83) (Cell must have a number or zero. Do not leave blank.)	OK
Transfer Among Funds (Funds 10, 20, 40 - Acct 7130 - Cells C29, D29, F29), must equal (Funds 10, 20 & 40 - Acct 8130 - Cells C52, D52, F52).	OK
Transfer of Interest (Funds 10 thru 90 - Acct 7140 - Cells C30:K30), must equal (Funds 10 thru 60, & 80 - Acct 8140 - Cells C53:H53, J53).	OK
Transfer to Debt Service to Pay Principal on GASB 87 Leases (Fund 30 - Acct 7400 - Cell E39) must equal (Funds 10, 20 & 60 - Acct 8400 Cells C57:H60).	OK
Transfer to Debt Service to Pay Interest on GASB 87 Leases (Fund 30 - Acct 7500 - Cell E40) must equal (Funds 10, 20 & 60 - Acct 8500 - Cells C61:H64).	OK
Transfer to Debt Service Fund to Pay Principal on Revenue Bonds (Fund 30 - Acct 7600 - Cell E41) must equal (Funds 10 & 20 - Acct 8600 - Cells C65:D68).	OK
Transfer to Debt Service to Pay Interest on Revenue Bonds (Fund 30 - Acct 7700 - Cell E42) must equal (Funds 10 & 20 - Acct 8700 - Cells C69:D72).	OK
Transfer to Capital Projects Fund (Fund 60 - Acct 7800 - Cell H43) must equal (Fund 10 & 20, Acct 8800 - Cells C73:D76).	OK
4. Summary of Cash Transactions: Beginning Cash Balance on Hand July 1, 2024 (CashSum 5 tab, All Funds) cannot be negative.	
Educational (Fund 10 - Cell C3)	OK
Operations & Maintenance (Fund 20 - Cell D3)	OK
Debt Service (Fund 30 - Cell E3)	OK
Transportation (Fund 40 - Cell F3)	OK
Municipal Retirement/Social Security (Fund 50 - Cell G3)	OK
Capital Projects (Fund 60 - Cell H3)	OK
Working Cash (Fund 70 - Cell I3)	OK
Tort (Fund 80 - Cell J3)	OK
Fire Prevention & Safety (Fund 90 - Cell K3)	OK
Activity Funds (Cell C23)	OK
5. Summary of Cash Transactions: Ending Cash Balance on Hand June 30, 2024 (CashSum 5 tab - All Funds) cannot be negative.	
Educational (Fund 10 - Cell C21)	OK
Operations & Maintenance (Fund 20 - Cell D21)	OK
Debt Service (Fund 30 - Cell E21)	OK
Transportation (Fund 40 - Cell F21)	OK
Municipal Retirement/Social Security (Fund 50 - Cell G21)	OK
Capital Projects (Fund 60 - Cell H21)	OK
Working Cash (Fund 70 - Cell I21)	OK
Tort (Fund 80 - Cell J21)	OK
Fire Prevention & Safety (Fund 90 - Cell K21)	OK
6. Summary of Cash Transactions: Other Receipts (CashSum 5 tab) must equal Other Disbursements (CashSum 5 tab).	
Interfund Loans Payable (Funds 10:60, 80, 90 - Acct 411 - Cells C6:H6, J6:K6) must equal Interfund Loans Receivable (Funds 10:20, 40, 70 - Acct 141 - Cells C15:D15, F15, I15).	OK
Interfund Loans Receivable (Funds 10, 20, 40, 70 - Acct 141 - Cells C7:D7, F7, I7) must equal Interfund Loans Payable (Funds 10:60, 80, 90 - Acct 411 - Cells C16:H16, J16, K16).	OK
7. Estimated Revenue (EstRev 6-11 tab)	
Amounts must be input for revenue.	OK
8. Estimated Expenditures (EstExp 12-20 tab)	
Amounts must be input for expenditures.	OK
9. Itemization Notes: Revenues/Expenditures reported that require note on Itemize 21 tab.	
Include brief note(s) describing revenue source.	OK
Include brief note(s) describing expenditure use.	OK
10. EBF Spending Plan	
All required questions have been answered.	OK

End of Balancing



62



Parkside Elementary School

09/03/2025



© 2023 Landscape Structures. All Rights Reserved



63



Parkside Elementary School

09/03/2025



Estimate Code: 56169

QUOTE

Parkside ES, Normal (Omnia) (IL) - , , IL

FlexGround

Contact Name: Deanna Raichel
Phone: 716-652-2025
Email Address: deanna.raichel@flexground.com

Estimator

Client: Estimator
Phone:
Email Address:

Date: 08/27/2025

Estimator
Estimator

Project: Parkside ES, Normal (Omnia) (IL)

Scope

Flexground Poured In Place : 3-1/2" thick (Thicknesses are subject to nominal variation) system with wear layer in 50% Color/ 50% Black speckled mix. (One color mix throughout/ no graphics or color breaks included). Includes standard aromatic. Includes freight. **(2991 Total SF)**

Sub Total and Line Items Totals

Description	Quantity	Unit	Unit Cost	Total
PIP Installed	2991.0	SF	\$20.73	\$62,000.00
Total Estimate				\$62,000.00

Additional Notes

FlexGround LLC Omnia Contract Number - **Contract #R230202**

Flexground Standard EPDM system quoted. Available colors for the Standard system are as follows: Brick Red, Blue, Traffic Blue, Green, Beige, Brown, Light Gray or Mid Gray. Please request quote for any other color.

Estimate provided is for surfacing to meet Industry standard HIC and Gmax scores of 1000/200

Flexground Poured In Place is IPEMA certified. Reduce your risk by using an IPEMA certified manufacturer.

Standard aromatic binder quoted. Aromatic will amber (yellow) when exposed to UV Rays; this is industry wide and is more noticeable with certain color selections (Blues/ light gray/ light colors). The ambering is temporary and will fade with time, weathering and use. Aliphatic binder will not amber but is more expensive. Please advise if aliphatic binder is needed and price will be revised.

3-1/2" thick system meets 8' fall height.

****Non Union Labor Included.. ****

Customer will need to submit sub base pictures prior to crew arriving on site for install showing the base as a whole and a second picture of edge with a tape measure up against it, so Flexground can see base is recessed correctly for thickness of rubber being purchased/ installed.

Purchaser shall be responsible for security, as needed, to prevent vandalism and/ or damage of any type to the surface during the installation process, curing time, and after installation is completed.

Crews must have free, clear and ease of access to site from unload point for price to hold. Crews will need a minimum of 6' wide clearance of opening from the outside into the play area where product is being installed for necessary equipment and material used for the installation. Additional costs may incurred should access be less than acceptable. If stairs are required to gain access to site, pricing will need to be requested and in order to reprice customer must advise of location and number of stairs so estimate can be calculated correctly.

This quote is for material and installation of poured rubber surface only as described and does not include any ancillary work required such as sub base, security, drainage, etc. That work needs to be done by others at no cost to Flexground.

If any hoisting of material/ equipment is needed in order for crew to install- the hoist will be provided by Enduser/ GC – at no cost to Flexground surfacing. Contractor will be responsible for both hoisting material and mixer into the area for installation and back down after job is completed.

Installation of surfacing system shall occur only when minimum ambient temperatures are 40 degrees F or above throughout both the day and night during curing process.

Final confirmation of square footage and thickness to be verified and approved by customer. Price quoted based on information provided by customer. If different than what was provided, project will need to be re- priced.

Estimate is valid for 60 days from date provided.

Standard Exclusions: Unless otherwise stipulated in this proposal, the following items are excluded:

*All site work including subbase and edging to be done by others; price is for rubber surfacing and installation only.
*Security guards and/or temporary fencing to prevent injuries, vandalism and/or accidental damage to the rubberized surface while it sets is Not included. The installers will put up caution tape, though a guard or temporary fencing is always recommended. The overall security of the property is ultimately the responsibility of the customer. Please take any additional precautions as deemed necessary. We are not responsible for any vandalism or injuries even with the provisions of fencing.

Please note:

- Ease of access is assumed for estimate cost calculated. If access is difficult please advise and cost of estimate will be re-calculated.
- Rubber surfacing cure time is normally 48-72 hours and can vary depending on weather conditions.
- Flexground's potred-in-place systems are hand-mixed onsite in order to ensure absolute durability standards and in order to meet varying specifications of each project. Varying climate and project parameters may affect consistency in design, including: color variation(s), and minor visible flaws.
- If any hoisting of material/ equipment is needed in order for crew to install- the hoist will be provided by Enduser/ GC – at no cost to FlexGround. Contractor will be responsible for both hoisting material and mixer into the area for installation and back down after job is completed.
- Estimate is valid for 60 days from date of proposal; request re-quote if purchased past 60 days.

Third party drop testing not included in price offered. If customer would like FlexGround to arrange 3rd party testing, a price can be offered to do so. Please advise if a price is needed. Note, testing must occur at least 2-4 weeks after installation is completed so surface has time to fully cure.

Terms and Conditions

FlexGround warrants that newly installed surfacing will meet or exceed HIC (Head Impact Criteria), as set out in ASTM Standard 1292, corresponding only to the depth of new system installed per FlexGround's official Fall-Height chart. By signing below, client acknowledges that HIC and ASTM guarantees apply only to newly installed surfaces and that the guarantee can only extend to the immediate time of install. After installation, a pad will be subject to varying factors, out of FlexGround's control, that may negate its compliance with any of the above mentioned standards (i.e. sand present around the pad migrating into the pad and rendering it non-compliant with HIC standards). For details on how best to extend the compliant life of a pad, please see our Warranty Standards and Maintenance Procedures. From time to time, FlexGround performs "job walks" on behalf of its clients and dealers in order to receive recommendations for various repairs. Unless otherwise stipulated in writing, FlexGround does not guarantee that its recommendations will bring a pad into compliance with the above mentioned HIC, ASTM or ADA standards. This proposal becomes a binding contract upon signature and delivery by Responsible Party. By signing below, the Responsible Party is accepting the terms, conditions and pricing set-forth in this proposal, and does agree to remit payment to FlexGround in accordance with the terms below. In the event that a change in color, design, sub base or square footage is required, a revised proposal will be required before installation can begin. Proposal is subject to the terms specified and is based on information provided. Purchases must be secured with a 50% deposit and accompanied by signed acceptance of this proposal before installation begins. Final payment is due within 10 days of installation. FlexGround, LLC often enters into marketing and/or referral fee arrangements with various entities that may or may not have a business relationship with customer. FlexGround, LLC reserves the right, at its sole discretion and without further disclosure, to pay up to 10% of the gross revenue received, in accordance with this agreement, to any such entity. Please contact your Account Manager regarding any questions or information needed to assist you with your order. This contract is not cancelable by Client. FlexGround incurs significant costs in advance of projects. In the event that FlexGround allows for the cancellation of this contract, client will be charged, at minimum, for all material, inventory, labor, mobilization and miscellaneous costs which may have been incurred. Proposals generated from site visits are based on visible factors and may not include remedies for sub-surface and/or non-visible conditions. FlexGround reserves the right to cancel this contract in the event that such factors effect the final scope of work as proposed herein. Installations may be performed by any one of FlexGround's sister companies including FlexGround LLC, FlexGround Nevada LLC, FlexGround Surfaces, Inc and/or Stafford Industries

Client Responsible Party

Date

FlexGround

Date



ALL PURCHASE ORDERS, CONTRACTS, AND
 CHECKS TO BE MADE OUT TO:
 LANDSCAPE STRUCTURES, INC.
 601 7TH STREET SOUTH
 DELANO, MN 55328 U.S.A.
763-972-3391 800-328-0035
Fax: 763-972-3185



August 26 2025 (Revised September 3, 2025)

Bill To:
 McLean County Unit District 5
 1809 W. Hovey St.
 Normal, IL 61761

Ship To:
 Parkside Elementary School
 1900 W. College Ave.
 Normal, IL 61761

Project Name: Parkside Elementary Normal
 Call prior to Delivery: (Please provide)

<u>QTY.</u>	<u>NO.</u>	<u>DESCRIPTION</u>	<u>EACH</u>	<u>TOTAL</u>
Freestanding Play Equipment				
2	177351A	Blue Molded Bucket Seat (5-12 yrs) w/ Blue Harness & ProGuard Chains for 8' Beam Height	\$ 1,140	\$ 2,280
1	173591A	OmniSpin Spinner Surface Mount ¹		\$ 10,935
1	258372B	Sway Fun w/12' Ramp Assembly w/Berm Plate Alum Post DB1		34,610
1	186490A	We-saw DB Only ¹		14,185
1	168099A	Cozy Dome DB		5,920
1	173592A	Oodle Swing DB Only1		7,330
		SUBTOTAL		\$ 72,980
Sensory Wall				
1	168666A	Bongo/Xylofun Panel		\$ 3,820
1	168105A	Imagination Table		955
1	168662A	Marble Panel		2,430
1	168104A	Optigear Panel		4,040
1	214443A	Rhapsody Goblet Drum DB		1,960
1	214442A	Rhapsody Grandioso Chimes DB		9,205
1	214445A	Rhapsody Kettle Drum DB		1,960
1	214444A	Rhapsody Kundu Drum DB		1,960
4	168100A	Sensory Play Center Wall DB	\$ 1,785	7,140
2	168101A	Sensory Play Center Wall End DB	1,185	2,370
5	168661A	Sensory Play Station Plate		-
		SUBTOTAL		\$ 35,840
		EQUIPMENT TOTAL		\$ 111,100
		SHIPPING		4,965
		TOTAL		\$ 116,065
		LESS Special Discount (20% off)		(21,764)
		New Total		\$ 94,301

Please include a copy of your Sales Tax Exemption Certificate with Order Placement.

Above prices include shipping but not installation.

TERMS: We acknowledge we are purchasing the above equipment through the above-referenced Discount Contract Buying Program and acknowledge that Landscape Structures is the Vendor; and as such, Purchase Orders and Payments are to be made out to Landscape Structures.

Signature	Title	Date
------------------	--------------	-------------

INVOICE

#29098

BILLED TO: Unit 5
PAY TO: Lake Contracting

DESCRIPTION	AMOUNT
Playground Installation	\$27,000
EXCAVATION & GRAVEL FOR PIP SURFACING	\$11,000
Sub-Total	\$38,000
TOTAL	\$38,000



To: Board of Education

From: Dr. Kristen Weikle - Superintendent, Joe Adelman - Executive Director of Operations, Martin Hickman - CFO

Date: 9/17/2025

Re: Parkside Elementary Inclusive Playground

Parkside Elementary School houses the only elementary level three special education classroom in the district. Students in the classroom range from preschool to fifth grade. The addition of an inclusive playground will enhance the ability of all students to play together and learn from one another. The inclusive playground will also be available for students in the level three program at Parkside Junior High School.

Recommend to approve the purchase and installation of an inclusive playground at Parkside Elementary School. This playground will be the first project funded through the County School Facilities Tax, marking an important investment in improving facilities that benefit students and the community.

**Proposal for
School Enrollment Planning and
Demographic Consulting Services
for
McLean County Unit District No. 5,
Illinois**

September 2025

Cropper GIS

COVER LETTER: School Enrollment Planning Consulting Services

From:

Matthew Cropper

President

Cropper GIS Consulting, LLC

P.O. Box 1308

Delaware, Ohio

(614) 451-1242 office

matt@croppergis.com

Date:

September 10, 2025

The following outlines our proposal for school enrollment planning and demographic study work as requested by the district. We have worked on enrollment planning studies across Illinois the United States for school districts of all sizes.

Our firm leverages the experiences we have gained working with districts all over the U.S. to stay on top as one of the best leaders in this industry. We are proud to help provide insight towards industry best practices with any client we are working with and are always excited to learn how new clients do their work and what unique experiences they may have. In addition to boundary and school utilization studies for public school districts, we have also worked with the U.S. Department of Justice, Office of Civil Rights on multiple cases since 2006.

We look forward to the opportunity to work with the Unit 5 Schools!

Sincerely,

Matthew Cropper

President

Cropper GIS Consulting, LLC

MCLEAN COUNTY UNIT DISTRICT NO. 5, ILLINOIS
SCHOOL ENROLLMENT PLANNING AND DEMOGRAPHICS CONSULTING SERVICES

Qualifications of Cropper GIS Consulting, LLC

Since 2005, **Cropper GIS Consulting (Cropper)** has provided planning services to schools, cities, counties, and federal governments. Most clients served by **Cropper** are school districts, and all projects have met/exceeded our client's expectations. Our firm's expertise is in demographic studies, K-12 school redistricting, long-range facility planning, and GIS Implementation/Training.

Some of our clients served includes:

- Unit 5 Schools, Illinois
- Lake Zurich School District 95, Illinois
- North Shore School District 112, Illinois
- Mundelein Elementary School District 75, Illinois
- Diamond Lake School District 76, Illinois
- Mundelein High School District 120, Illinois
- Fremont School District 79, Illinois
- Zion District 6, Illinois
- Winnetka Public Schools, Illinois
- Downer's Grove Grade District 58, Illinois
- CCSD 59, Illinois
- District 126 Alsip Hazelgreen Oaklawn, Illinois
- DeKalb District 428, Illinois
- North Kingstown Schools, Rhode Island
- Pawtucket Schools, Rhode Island
- Central Falls Schools, Rhode Island
- Middletown Public Schools, Rhode Island
- East Providence Schools, Rhode Island
- Providence Public Schools, Rhode Island
- Warwick Public Schools, Rhode Island
- Barrington Public Schools, Rhode Island
- South Kingstown Schools, Rhode Island
- Cranston School District, Rhode Island
- Wilmington Public Schools, Massachusetts
- Fall River Public Schools, Massachusetts
- Brookline Public Schools, Massachusetts
- Wellesley Public Schools, Massachusetts
- Nantucket Public Schools, Massachusetts
- Dublin City Schools, Ohio
- Cincinnati Public Schools, Ohio
- Beavercreek City Schools, Ohio
- Lakewood City Schools, Ohio
- Akron Public Schools, Ohio
- Hamilton City Schools, Ohio
- Lakota Local Schools, Ohio
- South-Western City Schools, Ohio
- Westerville City Schools, Ohio
- Billings Public Schools, Montana
- Great Falls Public Schools, Montana
- Helena Public Schools, Montana
- Cabarrus County Schools, North Carolina
- Union County Public Schools, North Carolina
- Brunswick County Public Schools, North Carolina
- New Hanover County Public Schools, North Carolina
- Wayne County Public Schools, North Carolina
- Baltimore County Public Schools, Maryland
- Frederick County Public Schools, Maryland
- Henrico County Public Schools, Virginia
- Alexandria City Public Schools, Virginia
- New Kent County Public Schools, Virginia
- Frederick County Public Schools, Virginia
- Spotsylvania County Public Schools, Virginia
- Charleston County Public Schools, South Carolina
- Richland One School District, South Carolina
- Lexington Five Schools, South Carolina
- Newberry County Schools, South Carolina
- Kershaw County Schools, South Carolina
- Spartanburg 6, South Carolina
- Fort Mill Schools, South Carolina
- Berkeley County Schools, South Carolina
- Valparaiso Community Schools, Indiana
- Carmel Clay Schools, Indiana
- DeKalb County Schools, Indiana
- South Bend Community Schools, Indiana
- U.S. Department of Justice, Civil Rights Division
- Buffalo Public Schools, New York
- Atlanta Public Schools, Georgia
- Savannah-Chatham County Public Schools, Georgia
- Cobb County Schools, Georgia
- DeKalb County Schools, Georgia
- Baton Rouge Parish Schools System, Louisiana
- Meridian City Schools, Mississippi

Geographic Information Systems will be used extensively to analyze demographic and facility data and **Cropper** has extensive experience in the use of the software. **Cropper** has licensed consultants in ESRI GIS technology, which is utilized by various local governments. Mr. Cropper has written multiple articles and presented at conferences across the country on GIS for educational planning. He is a pioneer in integrating new technology with age-old planning processes to refine and enhance accuracy of data when planning.



KEY PERSONNEL

The team working with the district consists of 3 key individuals. These individuals are:

1. **Matthew Cropper - Project Manager.** Mr. Cropper will be the primary point of contact with the district. Mr. Cropper will coordinate requests, meetings, and project specifics with the district and coordinate all of the work that is done for the project. Mr. Cropper has extensive experience in managing projects of this magnitude and strives to ensure that all communication is maintained in a clear and concise manner. Mr. Cropper's technical background and use of technology is far superior to competitors, and he is considered a pioneer in integrating new technology with K-12 planning. He will ensure that all data is provided in the formats (GIS, written, tabular) as requested by the district.
2. **Zoran Stojakovic - Demographer.** Mr. Stojakovic has been working with Cropper GIS Consulting since 2017 and has worked on many projects of this same magnitude. He is very skilled in technical aspects of the job and GIS analysis, and has a master's degree in applied Demography. Mr. Stojakovic will be the lead in developing enrollment forecast and will assist with demographic analysis and forecasting components of the project.
3. **James Cooper - Planning Analyst.** Mr. Cooper has been working with Cropper GIS Consulting as an analyst since 2019 and has worked on many projects of this magnitude. Mr. Cooper will work with Mr. Cropper to help facilitate meetings and prepare materials.

The team has some of the best technology available in the K-12 school planning industry. **Cropper** are business partners with both Microsoft and ESRI, the world leader in GIS. **Cropper** leverages all of the latest technology available to assist with the project, including most recent GIS technology. Technology is moving to an online form of delivery (aka The Cloud) and **Cropper** is at the forefront of this movement.

Statements and Assurances

We affirm that Cropper GIS Consulting complies with all State and Federal Laws and Regulations to do business with the district. We also affirm that Cropper GIS Consulting will adhere to all insurance requirements and other requirements requested by the district.

Cropper GIS Consulting is in excellent financial standing. We hold \$0 in debt and have posted profits since the company was formed in 2005. If the district wishes, Cropper GIS Consulting can provide further evidence of our good financial standing.

None of our staff have criminal backgrounds and have clean legal records.

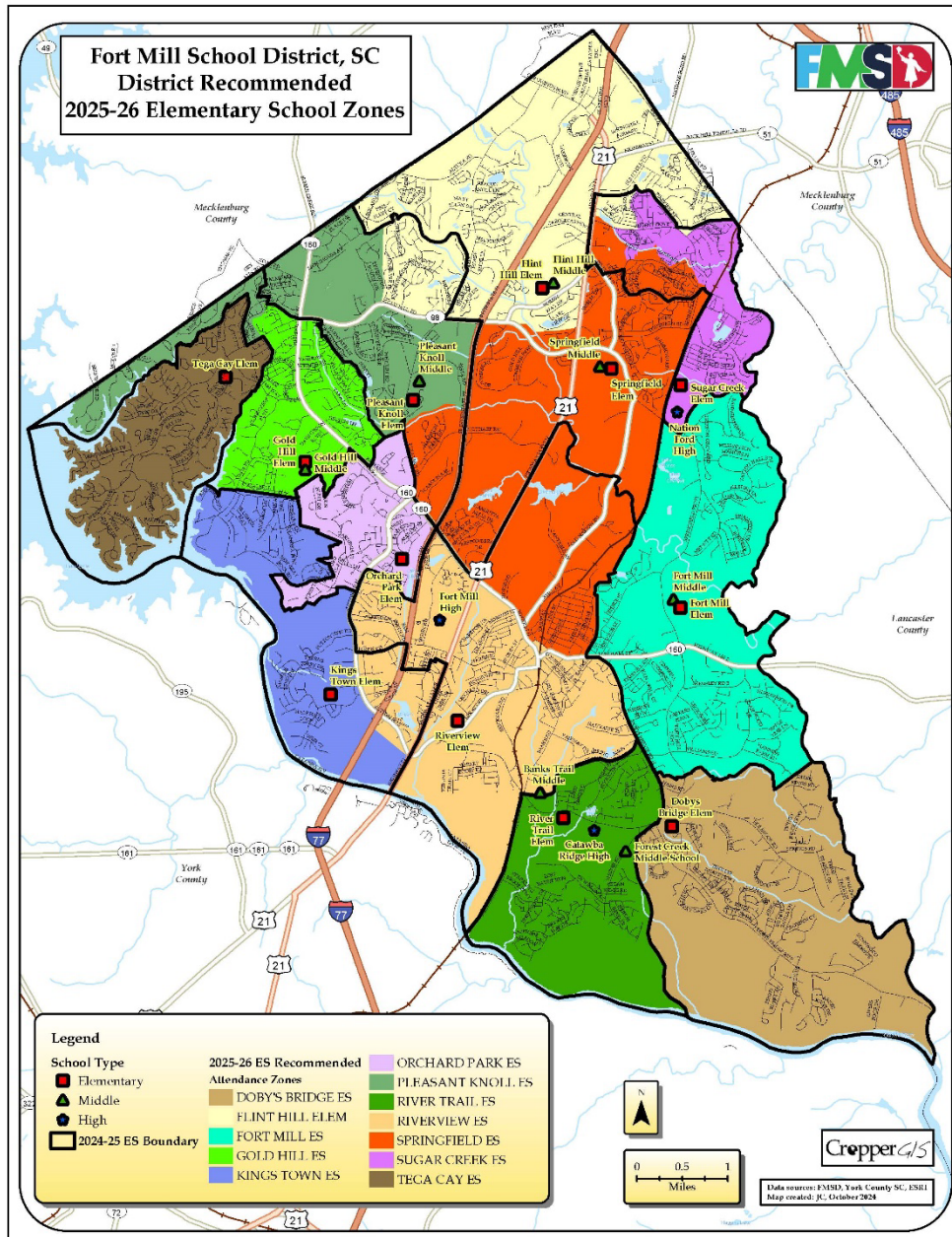
There are no pending legal disputes towards Cropper GIS Consulting.

Prior Projects

Per the RFP request, here are some projects that we have recently completed or that are currently underway:

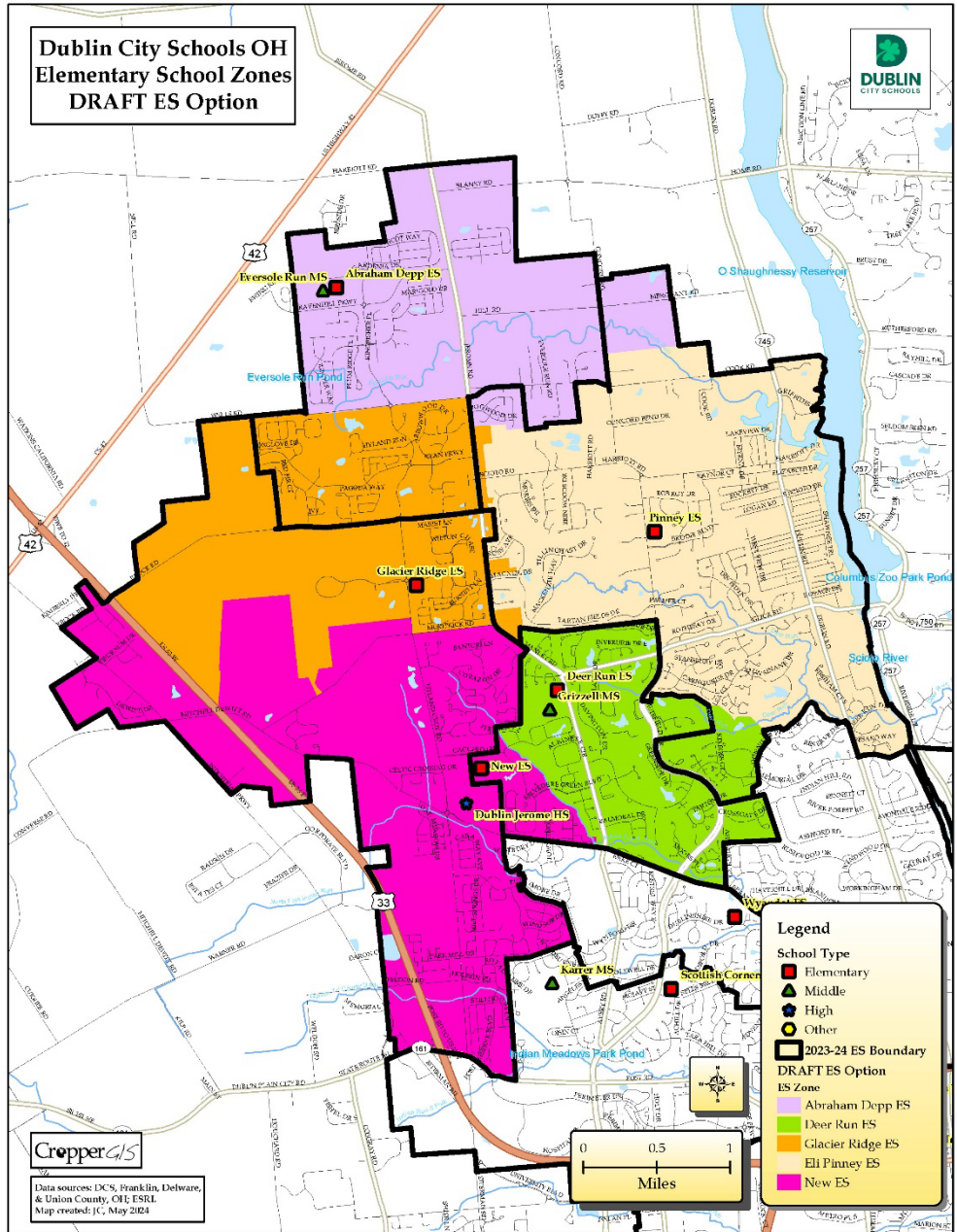
ENROLLMENT PLANNING EXPERIENCE

Fort Mill School District, South Carolina: School redistricting to include new Elementary and Middle School planned for Fall 2025. Work included the development of redistricting options for the district’s elementary and middle schools. Options impacted an estimated 2,000 total students. Redistricting recommendations were provided to the district in September 2024, and are currently being considered by the school board. For further information, contact Joe Romenick at Romenick@fortmillschools.org.



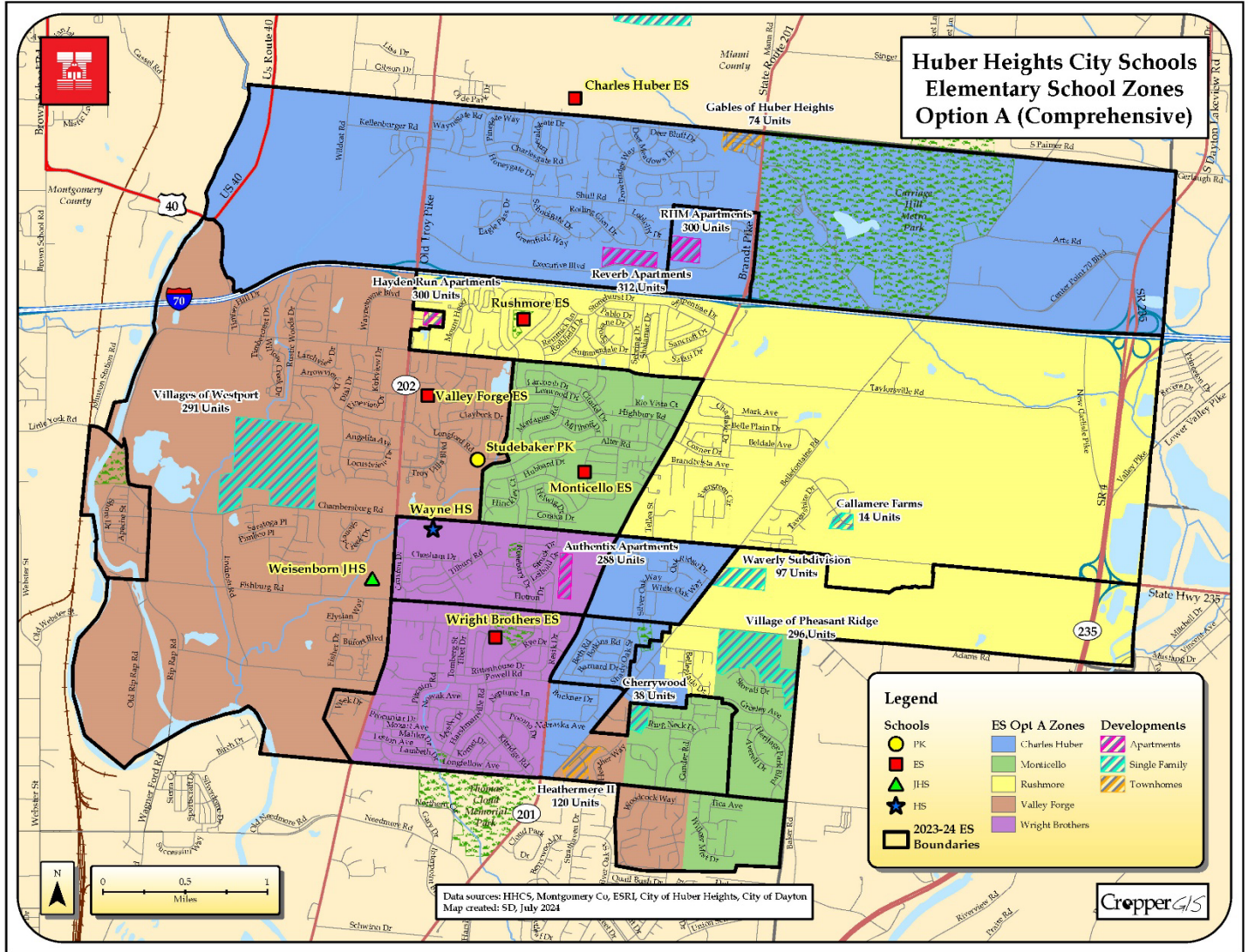
MCLEAN COUNTY UNIT DISTRICT NO. 5, ILLINOIS
SCHOOL ENROLLMENT PLANNING AND DEMOGRAPHICS CONSULTING SERVICES

Dublin City Schools, Ohio: School redistricting study to include a new elementary school planned for Fall 2025. DRAFT maps were shared with the public in September 2024 and input is still being received. The options impact an estimated 1,500 students. Refer to project webpage that we manage at www.dcsredistricting.com for more details about project scope. For further information, contact Scott Gill at gill_scott@dublinschools.net.



McLEAN COUNTY UNIT DISTRICT NO. 5, ILLINOIS
SCHOOL ENROLLMENT PLANNING AND DEMOGRAPHICS CONSULTING SERVICES

Huber Heights City School District, Ohio: School redistricting study to balance enrollment while maintaining demographic diversity of schools. Options were shared with the public in October 2024, which impact between 300 and 600 students. Refer to project webpage that we manage at www.hhcsredistricting.com for more details about the project scope and materials developed. For further information, contact Jason Enix at jason.enix@myhhcs.org.



MCLEAN COUNTY UNIT DISTRICT NO. 5, ILLINOIS
SCHOOL ENROLLMENT PLANNING AND DEMOGRAPHICS CONSULTING SERVICES

DEMOGRAPHIC STUDY EXPERIENCE:

Below is a listing of recent forecasts that were developed along with an assessment of their accuracy:

District	State	2023-24 Forecast Enrollment, Adjusted (K-12)	2023-24 DOE Enrollment (K-12)	Forecast Error
Fall River	MA	10,043	10,207	-1.61%
Westerville	OH	14,227	14,182	0.32%
Kings Local	OH	4,783	4,755	0.59%
Queensbury	NY	2,971	2,953	0.61%
Cumberland	RI	4,692	4,750	-1.22%
Middletown	RI	1,932	1,938	-0.31%
Pawtucket	RI	7,634	7,597	0.49%
Union County	SC	3,589	3,549	1.13%
Huber Heights	OH	5,622	5,678	-0.99%
Arlington	NY	7,552	7,563	-0.15%

McLEAN COUNTY UNIT DISTRICT NO. 5, ILLINOIS
SCHOOL ENROLLMENT PLANNING AND DEMOGRAPHICS CONSULTING SERVICES

Below are some references that can attest to the quality of work done by Cropper GIS Consulting.

Paul L. Taylor, Jr., AIA
Director, Office of Strategic Planning
Department of Facilities Management and Strategic Planning
Baltimore County Public Schools
9610 Pulaski Park Dr., Suite 204
Baltimore, MD 21220
Phone: (443) 809-0383
Email: ptaylor6@bcps.org



Work performed: Boundary planning consultation, GIS Services, 2006-current

Joe Romenick
Assistant Superintendent for Facilities and Operations
Fort Mill School District
2233 Deerfield Drive
Fort Mill, SC 29715
Phone: (803) 548-2527
Email: RomenickJ@fortmillschools.org



Work performed: Redistricting planning consultation, 2024

Jon Milleman, Ph.D
Superintendent
Lebanon Community School Corporation
1810 N. Grant Street
Lebanon, IN 46052
Phone: (765) 482-0380
Email: millemanj@leb.k12.in.us



Work performed: Demographic Study, redistricting, facility planning, 2020 - current

Wayne Lee
Coordinator of Planning and Development
Frederick County Public Schools
1415 Amherst Street
Winchester, VA 22601
Phone: (540) 662-3888 ext. 88249
Email: leew@fcpsk12.net



Work performed: Facility and Redistricting planning consultation, 2018-current

STATEMENT OF WORK / PROJECT APPROACH

The McLean County Unit District No. 5 (district) would like to have the consultant perform a series of tasks as it relates to demographic analysis/forecasting, school enrollment planning and student assignment. The district is interested in a process to evaluate and modify attendance boundaries to account for utilization imbalances and low/high enrollment as compared to school capacity. The following details the scope of services and project approach so the district can understand the various components of work.

Enrollment Planning Process

Cropper has identified five (5) phases of the enrollment planning project. Based on our experience with other community-based projects, this is the process that our firm recommends that the district utilizes.

The five (5) phases of a community-driven project are:

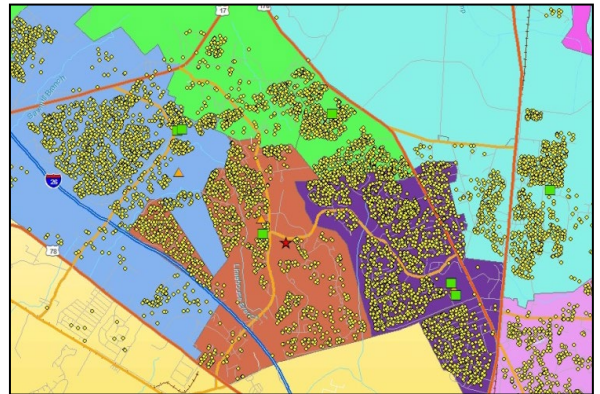
1. Data Collection
2. Data Analysis / Assimilation
3. Demographic Study Development
4. Baseline Options Development
5. Planning Team and Public Meetings

On the following pages, each phase will be described to identify its importance and relevance.

Phase 1: Data Collection

Cropper will collect important data for the process from various sources. These sources will provide up-to-date data on school, student, and property information. Potential data sources and data include:

- School District Data.
 - Student data by residential address
 - Student attribute data should include home address (to geocode), grade level, attending school, and other attributes that help adhere to the objectives and criteria
 - District GIS Attendance Boundary Maps
 - Including elementary, middle, and high school attendance boundaries
 - GIS shapefiles of school locations and other school property
 - School capacity tables and floor plans
 - Any other data that may be useful in analyzing the impacts of boundary changes on demographics, transportation, and future potential enrollment.



Phase 1: Data Collection Continued

- **Town/County GIS data.** County Auditors and Planner’s data is essential when working through options development. **Cropper** will collect pertinent data to aid in analysis. Data that is useful for enrollment planning includes:
 - Property parcel data including housing type, number of units, owner information, acreage, and assessed value.
 - Subdivisions
 - Roads
 - Sidewalks
 - Other natural and man-made geographic features (rivers, railroads, water bodies, etc)
 - Land Use / Zoning
 - Economic Development Plans
 - Any housing/residential development plans
 - Public transportation routes

Phase 2: Data Analysis/Assimilation

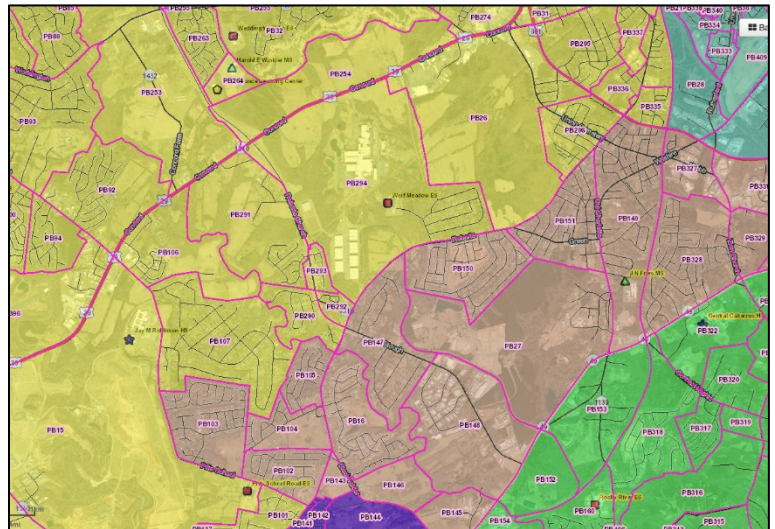
Once data is collected, it will be integrated into Geographic Information Systems for analysis. It will be necessary to integrate all the data into a GIS so information can be analyzed in relation to each other.

Student queries can be developed to review specific grade configurations or school combinations on the map. Students will be viewed and analyzed by a specific school, grade level, special program, or by any other attribute that is in the student database.

Information that will need to be incorporated into GIS for the project includes:

1. **Student databases and attendance boundaries.** Student and boundary files will be provided by the district. **Cropper** will ensure that the student file is prepared to be ready for analysis, which includes geocoding of student enrollment and validating boundary data used in prior studies for the district.
2. **Planning Blocks.** A common method when working on enrollment planning is to utilize what we call Planning Blocks. These are considered the building blocks for enrollment planning, and they will be very helpful to all stakeholders as maps start to be evaluated.

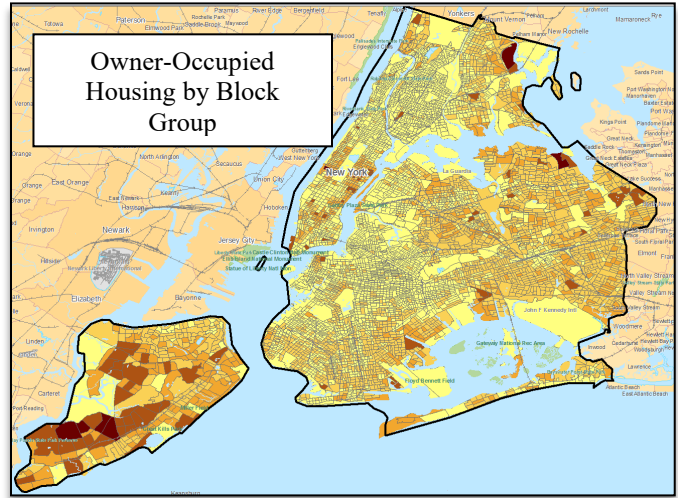
Before the work begins, **Cropper** will examine and develop a set of planning blocks for the district. The goal when creating planning blocks is to create areas small enough that can move together but, in most cases, not be split. When a planning block splits an attendance area, it will follow major roads and other geographic features, and also be mindful of communities and neighborhoods that should not be divided.



Phase 3: Demographic Study Development

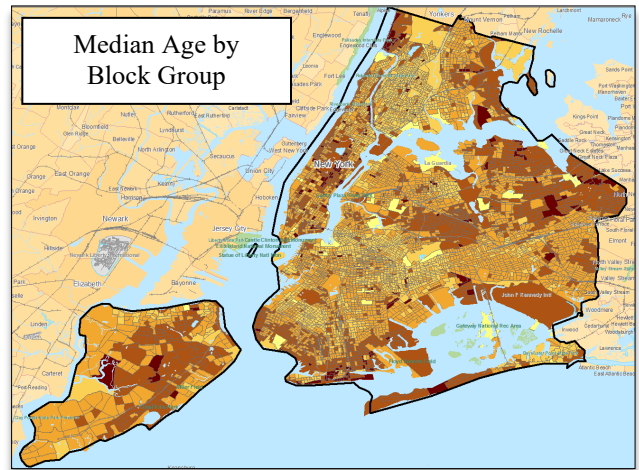
Below is the process that **Cropper** uses to develop a demographic study, which utilizes the best methods that are proven to have the best results.

To truly understand the complex enrollment patterns of any school district, an examination of the past, present and future demographic trends of the area is required. This does not mean just examining the school district in question, but also all of the surrounding area. In demographic terms, (as well as economic terms) no geographic area stands alone. Each area's demographic trends are interwoven with the trends in all of its neighboring areas. Furthermore, the historical trends of the number of children in each school grade have little or no effect on the future trends of a district's enrollment. The only way to accurately ascertain what the future enrollment patterns of a district be is to be able the projection the trends of the total population. Consequently, our forecast method is a three-step procedure that examines the demographic trends of both the district under study and all of its geographical areas under study.



The first step is to overlay the district's geographical boundaries (i.e. attendance areas) with Census Bureau's 2020 TIGER maps. This allows us to identify which census tracts and blocks make up each geographical area. Once this is established, the detailed 2020 Census information can be downloaded, creating a demographic and economic profile of each individual area.

This data, which can be attained at the block or block group level, forms the base information that will be used later in the construction of the population forecast models. The variables obtained from the Census Bureau include, but are not limited to, age, gender, race, ethnicity, median family and household income, household composition, home value, median rent, age of householder, number of owner and renter households and group quarters populations.



The second step is to calculate a total population forecast for all geographic areas under study (in this case school attendance areas). This forecast allows us to find how differences and changes in each area's fertility, mortality and migration rates will affect the composition of the area's future population.

Issues examined include but are not limited to the following:

1. The number of women in childbearing age in both the district and the surrounding area. Changes in the number of women 20-29 years old in an area have a far greater impact on the number of births than changes in the overall fertility rate.
2. Changes in the area's Mortality rates. Significant moves up or down in the mortality rate indicate that much of the local population change is due to factors relating to the elderly population and not to young families that would have school age children.
3. The magnitude and prevalence of out migration patterns by age. Typically, most school districts have a large amount of out migration in the 18-21 age groups as these students leave their parent's home and go to college. Other major out migration patterns that need to be identified is young college graduates moving to cities to start their careers (ages 22-26), young families go to the suburbs (25-35), people buy "move up" houses (33-50), and the "downsizing" movers (ages 50-85).

MCLEAN COUNTY UNIT DISTRICT NO. 5, ILLINOIS
SCHOOL ENROLLMENT PLANNING AND DEMOGRAPHICS CONSULTING SERVICES

4. Conversely, the magnitude and prevalence of the area's in migration patterns. For people who changes households each year, the majority of new residences are within a 30 mile radius of the old residence. Further the rate of existing home and new home sales in each area is used as a primary variable to establish both the magnitude and population composition of the in and out migration flow. This is especially key given that the current national average of existing homes to new homes sold is 8 to 1.

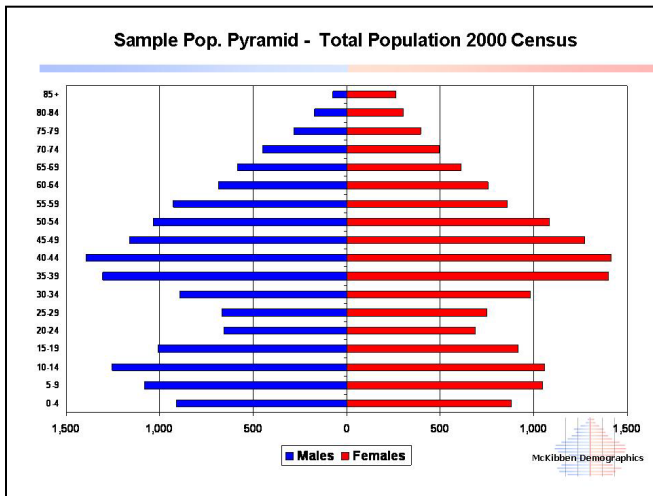
5. All of the geographic areas within the District have their own unique characteristics and demographic trends. To ensure that as many neighborhood social, economic and demographic factors are included in the projections modeling procedure, field research will be conducted throughout the entire district to ascertain the impact of housing changes, planned construction, infrastructure status and neighborhood dynamics.

The population forecasts are developed by using the Cohort-Component Method of population forecasting. Five data sets are required to generate population and enrollment forecasts. These five data sets are:

- a base-year population (here, the 2020 Census population for the district and all of its geographical areas i.e. school attendance areas);
- a set of age-specific fertility rates for each attendance area to be used over the forecast period;
- a set of age-specific survival (mortality) rates for each attendance area;
- a set of age-specific migration rates for each attendance area;
- Historical enrollment figures by grade for all facilities to be forecasted.
 - Historical enrollment databases will also be used to calculate student populations by attendance area regardless of where they attend.

State	Migration to Champaign County 2005 to 2006 From	Number of Households	Number of People	Persons Per Household
IL	Champaign Count Tot Mig-US	5,689	8,994	1.58
IL	Champaign Count Tot Mig-US	4,973	8,211	1.65
IL	Champaign Count Tot Mig-Sam	2,635	4,198	1.59
IL	Champaign Count Tot Mig-Dif	2,338	4,013	1.72
IL	Champaign Count Tot Mig-For	716	783	1.09
IL	Champaign Count Non-Migrant	61,554	126,763	2.06
IL	Cook County	472	692	1.47
IL	Vermilion County	268	489	1.82
IL	Piatt County	154	256	1.66
IL	McLean County	150	233	1.55
IL	Douglas County	129	222	1.72
IL	Ford County	129	215	1.67
IL	Du Page County	102	140	1.37
IL	Coles County	94	158	1.68
IL	Sangamon County	87	135	1.55
IL	Macon County	80	133	1.66
IL	Will County	74	118	1.59
IL	Peoria County	62	104	1.68
IL	Iroquois County			
IL	Kankakee County			
IL	Lake County			
IL	Kane County			
CA	Los Angeles County	39	71	1.82
IL	Jackson County	33	51	1.55
MO	St Louis County	33	47	1.42

Sample IRS Migration Data used for study



The population forecasts are calculated using a cohort-component method with the populations divided into male and female groups by five-year age cohorts that range from 0-to-4 years of age to 85 years of age and older (85+). Age- and sex-specific fertility, mortality, and migration models were constructed to specifically reflect the demographic characteristics of the individual attendance areas and the total school district.

In the third and final step enrollment forecasts are calculated using a modified average survivorship method. Average survivor rates (i.e., the proportion of students who progress from one grade level to the next given the average amount of net migration for that grade level) over the previous five years of year-to-year enrollment data are calculated for grades two through twelve.

The survivorship rates are modified, or adjusted, to reflect the average rate of projected migration of 5-to-9 and 10-to-14 year olds to each of the attendance areas for the first 5-year period. These survivorship rates then are adjusted to reflect the projected changes in age-specific migration the district should experience over the next five years. These modified survivorship rates are used to forecast the enrollment of grades 2 through 12 for the 2nd 5-year period. The survivorship rates are adjusted again to reflect the predicted changes in the amount of age-specific migration in the districts for the period. Since the method doesn't depend on historical rates change it will more accurately reflect the current and future demographic situation as it relates to school enrollment.

MCLEAN COUNTY UNIT DISTRICT NO. 5, ILLINOIS
SCHOOL ENROLLMENT PLANNING AND DEMOGRAPHICS CONSULTING SERVICES

Historical birth and death data are obtained from the State Department of Health. Net migration values are calculated using Internal Revenue Service migration reports. The data used for the calculation of migration models come from the United States Bureau of the Census and the models are assigned using an eco-demographic system.

Other locally obtained variables (Obtained via City Planning and Dept. of Economic Development) that will be used in the construction of the population forecast models include but are not limited to: sales of existing housing units, construction of new housing units, housing price, housing tenure, household size, household composition and planned infrastructure improvements. Other internet-based resources will be leveraged for housing sale/cost analysis including sources such as RealtyTrac and Zillow.

The forecasted enrollments for kindergarten and first grade are derived from the 5-to-9 year old population of the age-sex population projection at the attendance area and school district level. This procedure allows the changes in the incoming grade sizes to be factors of projected population change and not an extrapolation of previous class sizes. Given the potentially large amount of variation in kindergarten enrollment due to parental choice, changes in the state's minimum age requirement, and differing district policies on allowing children to start kindergarten early, first grade enrollment is deemed to be a more accurate and reliable starting point for the projections.

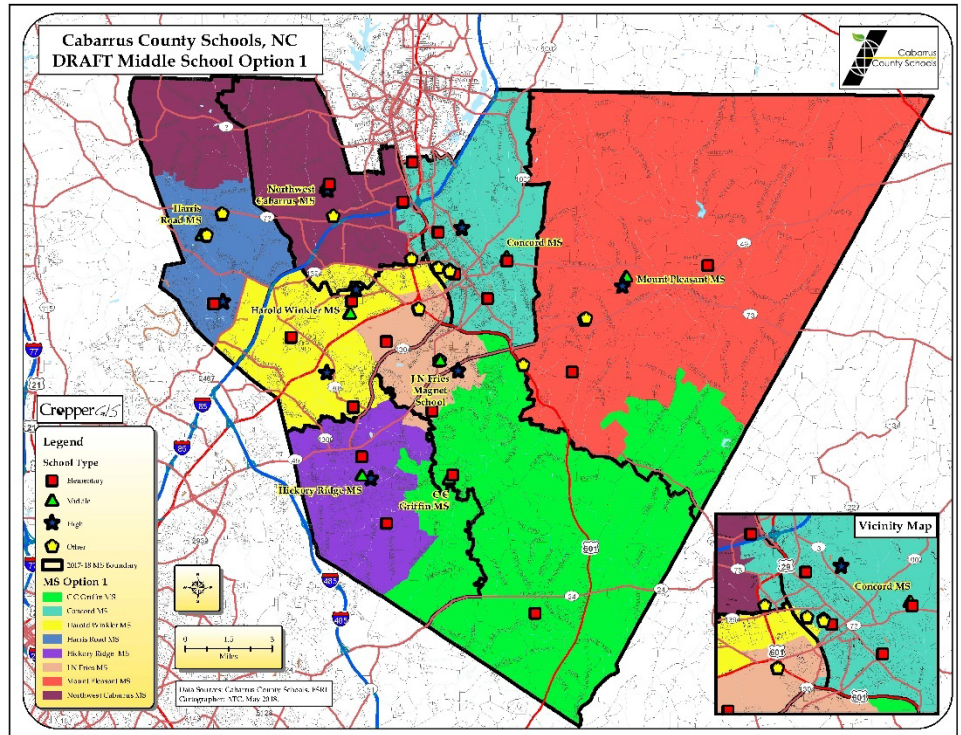
Phase 4: Baseline Options Development

Our experience has shown that in order to expedite the process and to begin to empower the community with a higher level of thinking regarding attendance boundary options, it is best to begin the process with a series of baseline options to consider. This a starting point to consider various options and scenarios. Once options are studied, the planning team will have discretion to decide whether to:

- A. Utilize or disregard any of the baseline scenarios that are presented
- B. Modify / alter any of the baseline options to improve options based on local input & knowledge
- C. Decide whether they wish to develop a completely new option from scratch.

This process gives a head-start to understand how the boundaries could look if various areas were realigned. All baseline options will be developed in preparation for the planning team meetings, and options will be developed with the school board's procedural guidelines in mind.

Options will be developed with the overall objectives of balancing school utilization, while also aligning feeder patterns and balancing building utilization.



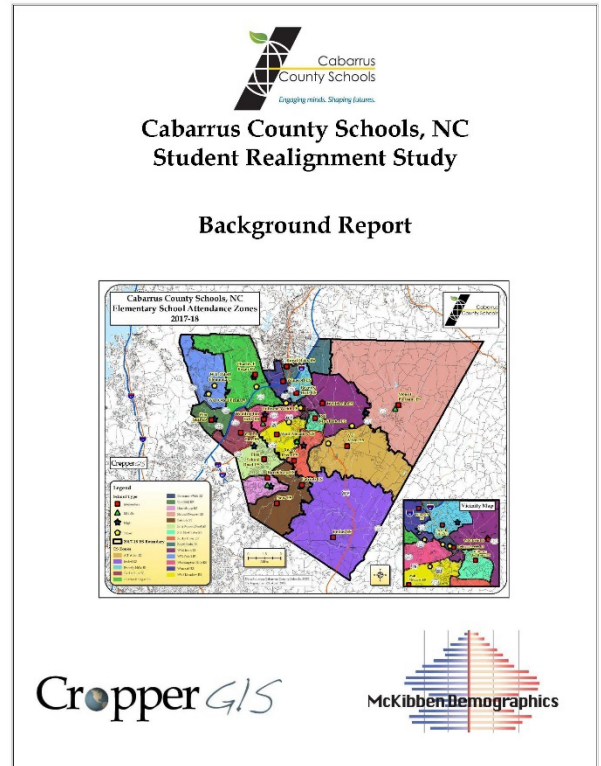
Phase 3: Baseline Options Development Continued.

School enrollment planning requires extensive thought and planning, and it is very important to keep all stakeholders informed on data that is used as boundaries are studied.

All members of the public will be empowered with a document that provides background information relevant to the study. **Cropper** will develop a background report which will provide this supporting information to the planning team and public. This background report will serve as a reference guide for anyone interested and helps to ensure that the information that is reviewed by all parties is consistent and accurate.

The background report often consists of:

- o Introduction: Explanation of the meeting process including work done prior to the meetings such as:
 - o Data collected and sources of information.
 - o Data that has been assimilated will be useful to assist in developing options.
- o Scope of project including:
 - o Goals and Objectives
 - o School District Guidelines for Enrollment planning (criteria)
 - o Meeting schedule and objectives
 - o Process timeline
- o Demographic information pertaining to schools in affected areas including:
 - o Student enrollment vs. capacity information (tables and maps)
 - o Student mobility data (live versus attend info)
 - o School facility information including capacity and program offerings.
 - o Maps of current and future school locations
 - o Maps showing planning block counts



Stakeholder Roles and Responsibilities

The most important factor when working through the enrollment planning process is to keep all lines of communication open.

A successful project is one where all stakeholders (public, committee, school board, staff) feel like they were able to provide adequate input towards options that are being considered. **Cropper** values transparency as part of the process, and will build tools to enable full transparency. This includes the development of general feedback forms, an online website where members of the public can access materials that are being shared with the planning team, and online interactive mapping.

Cropper recommends that the process involve a planning team, which consists of central office administrators as well as school building level staff. Those around the table on this planning team will include administrators who manage aspects of the district such as transportation, facility planning, special programs, and public relations. It is best to keep this planning team to around 10 members or less although we have worked with teams of all sizes. If the district wishes to have more people on the planning team, they could consider having a core planning team group with invites to an extended group at key times during the process (i.e. school principals and/or other stakeholders). This planning team will work to develop options that can be shared with the greater community, and eventually invite the public to provide input regarding the progress that is being made by the planning team. The planning team will eventually be the group bringing forth a recommendation, which will be presented by the Superintendent and Consultant.

Cropper will develop a webpage that is dedicated to the process, where members of the public can view and access materials that are being considered by the planning team and consultants. If the district prefers to manage a page on their site, **Cropper** will give insights on common ways the data is organized and will provide information to post on the site when it is available.

Also, an online interactive map will be developed to show the options that are being drafted, which will be very useful for the public and all stakeholders to understand how current and DRAFT option zones are configured. The user can click on the map to see where they are zones (currently and per option). Please refer to another site at www.croppermap.com/dublincity_oh to get an idea on how this could look.

Cropper has built a process of evaluating boundaries and facility utilization using input from the community over the years, which has proven to be effective and successful. It is important to note that every process is different and there is no ‘one size fits all’ solution. A successful process is one that is crafted with the district together and has the ability to adapt to specific local considerations that are unique to the district. The process being recommended is merely a draft and it is expected that a final process will be established once further conversations are held with the district.

Outline of Stakeholder Responsibilities	
Consultant	<ul style="list-style-type: none"> • Schedule and facilitate committee meetings. • Communicate updates with committee, including updated handout and meeting schedule logistics. • Conduct public meetings to solicit feedback related to draft options that are under consideration. • Support the district in providing materials such as presentations, handouts, and online interactive maps for the public’s consumption. • Coordinate and summarize online feedback received from general public and committee.
Planning Team	<ul style="list-style-type: none"> • Consists of key school district administrators including central office, principals, transportation, planning, and program mgmt. staff. • Group will work to review draft options that are being developed in preparation to share with the committee and public. • Review input provided from the committee, consultant, and general public regarding draft options, and continue to modify maps with a focus on the best solution for all students as a whole. • Superintendent and Consultant will recommend a plan to the School Board.
General Public	<ul style="list-style-type: none"> • Informed through website. • Invited to submit comments by email, letter, and other means. • Invited to participate in online public information meetings, and to provide feedback via surveys and online general feedback form.
Superintendent	<ul style="list-style-type: none"> • Works with the internal planning team and monitors progress. • Updates school board on progress being made through the course of the study. • Assists in the delivery of recommendations to the School Board.
School Board	<ul style="list-style-type: none"> • Charge committee with its responsibilities. • Identify questions the committee is expected to answer. • Advise staff and the process regarding policy related considerations and other board-level decisions • Vote on and approve a plan

MCLEAN COUNTY UNIT DISTRICT NO. 5, ILLINOIS
SCHOOL ENROLLMENT PLANNING AND DEMOGRAPHICS CONSULTING SERVICES

Timeline and Meeting Workflow

Below is a proposed timeline for the planning work. This timeline incorporates all the phases of work that have been identified in the proposal. The timeline can be adjusted based on feedback from the district to meet their intended deadlines and should be considered DRAFT until a timeline can be discussed with the district.

Process & Timeline for Enrollment Planning

	Aug. 2025	Sept. 2025	Oct. 2025	Nov. 2025	Dec. 2025	Jan. 2025	Feb. 2025
<i>Data Collection</i>							
<i>Data Analysis / Assimilation</i>							
<i>Demographic Study Development</i>							
<i>Baseline Options Development</i>							
<i>Planning Team Work (1-2 meetings per month)</i>							
Public Information Session #1 : Present Project Process, Criteria, Timeline, and Objectives to Community. Web-based meeting.							
Public Information Session #2: Present DRAFT Options to General Public for Comment/Feedback. On-site meeting (or virtual if preferred) to review options and q/a at end of session.							
<i>Presentation of Final Recommendations to the Board of Education</i>							
<i>Board of Education Votes on Plan</i>							

Fees

The fees for performing the work as outlined above is:

- Demographic Study Development. 10-year population and enrollment forecast by school by grade. \$45,000
- Options Development. Cost to prepare planning blocks, baseline data and information, and to continue to develop/modify options based on continued research of possible solutions to accomplish objectives for the project: \$33,000.
- Meetings including internal and public information sessions: \$25,000 which includes development of meeting materials, time required to meet with the groups, and follow-up after the meeting has occurred.
 - o Pricing without the Public Information sessions for this component would cost \$20,000.
- Development of project webpage and online interactive map to show current and option zones: \$9,000. Cost includes hosting of online map for 1 year after school board approves a plan.

The total cost for all components of the work is \$112,000 which including all expenses and costs needed to complete the demographic and enrollment planning study. Public Information Session 2 and Presentation of Recommendations to the board are the only assumed trips to Bloomington/Normal and all others will be virtual.

If the district chooses to not have Cropper facilitate / manage the Public Information Sessions, the total cost will be \$107,000.

Additional fees not included in the proposal will be billed hourly at a rate of \$225 per hour. No work beyond the scope of services will be performed unless it is discussed with the district.

Additional on-site meetings (i.e. Public Info Sessions) beyond what has been scoped in the timeline will cost \$2,500, which includes all expenses and time. If the district wishes to continue to utilize the online map after the 1-year period, the cost will be \$7,500 per year for school locator services to host the site.



McLean County Unit District No.5

Educating each student to achieve personal excellence.

To: Unit 5 Board of Education

From: Dr. Weikle, Superintendent, Nic Kearfoot, NCHS AD, and Wes Temples, NCWHS AD

Date: September 15, 2025

Subject: Recommendation to Add Boys Volleyball and Girls Flag Football

It is our recommendation that both Normal Community and Normal West High Schools add Boys Volleyball (Spring Sport) and Girls Flag Football (Fall Sport) as IHSA sanctioned sports, beginning in the 2026-27 school year.

This recommendation is based on several factors:

- Student and Parent Interest: A [student interest survey](#) conducted in December 2024, showed support for both sports. There is also an active intramural team for boys volleyball, indicating a strong interest from students and families.
- Growing Popularity: These sports are gaining significant popularity across Illinois, including within our conference, which will provide competitive opportunities for student athletes.
- Enhanced Student Opportunities: Adding these two sports provides additional opportunities for students to be involved and represent their schools.

We believe that the addition of these sports will enrich our athletic programs and provide benefits to our student body.



McLean County Unit School District No. 5

Educating each student to achieve personal excellence.

Finance Department

1809 Hovey Ave
Normal, IL 61761
309.557.4000

TO: Board of Education

FROM: Thomas Hoerr, Director of Financial Services

CC: Dr. Kristen Weikle, Superintendent; Joe Adelman, Executive Director of Operations; Jerry Melton, Fleet Operations Supervisor, Martin Hickman, CFO

DATE: September 17, 2025

RE: Recommendation of Award: 260042GD School Buses & MFSABs Invitation To Bid (ITB)

On Friday September 12th, 2025 at 1:00 PM bids were received at the District Office at 1809 Hovey Ave for fifteen (15) New Type D Forward Engine 83 Passenger School Buses, five (5) New Type C 71 Passenger School Buses, five (5) New Type C 35+3 Passenger School Buses with Lifts, and two (2) New Multifunction School Activity Buses.

Two sealed bids were received from Central States Bus Sales, Inc. and Midwest Transit Equipment, Inc., and were publicly opened and read.

Administration recommends the Board of Education award the contract to the lowest bidder, Central States Bus Sales, Inc, for their bid of \$4,540,950.

Personnel Matters - 09/17/2025

New Hires

Administrators

Homebase	First Name	Last Name	Position	FTE	Effective

Certified

Homebase	First Name	Last Name	Position	Salary Placement: Lane / Step	FTE	Effective
Cedar Ridge	Noah	Schofield	Certified Teacher - Physical Education	B+0 Step 2	1.00	8/18/2025
Fox Creek	Skyler	Wright	Certified Teacher - Physical Education	B+0 Step 3	1.00	8/18/2025
Hoose	Kallyn	Keefer	Certified Teacher - Special Education (LBS1)	B+0 New Teacher	1.00	8/18/2025
NCHS	Brian	Hitchins	Certified Teacher - ESL	M+48 Step 19	1.00	9/18/2025
Oakdale	Makiah	Yamada	Certified Teacher - Special Education (LBS1)	B+0 New Teacher	1.00	8/22/2025
Pepper Ridge	Kristen	Rodgers	Certified Teacher - Kindergarten	M+0 Step 9	1.00	8/18/2025
PJHS	Emma	Quaid	Certified Teacher - 8th Grade Social Studies	B+0 New Teacher	1.00	8/18/2025
PJHS	Kandice	Reeves	Certified Teacher-LBS1 Special Education	M+0 Step 17	1.00	9/15/2025

Educational Support Personnel

Homebase	First Name	Last Name	Position	Salary Placement	FTE	Effective
Benjamin	Pavithra	Ganeshkumar	Noon Hour Supervisor	NHS	0.25	8/21/2025
Benjamin	Amrutha	Kusam	Noon Hour Supervisor	NHS	0.25	8/27/2025
Benjamin	Melissa	Perschall	Noon Hour Supervisor	NHS	0.25	8/21/2025
Brigham	Caitlin	Beard	School Psych. Intern		1.00	8/18/2025
Brigham	Maria	Reyes-Rodriguez	Paraprofessional - Special Education	Step 3	1.00	8/19/2025
Cedar Ridge	Johanna	Edler	Noon Hour Supervisor	NHS	0.25	8/21/2025
Cedar Ridge	Sheila	Toliver	Noon Hour Supervisor	NHS	0.25	8/21/2025
CJHS	Rochelle	Goins	School Psych. Intern		1.00	8/18/2025
CJHS	Aravinda	Narisepalli	Paraprofessional - Special Education	Step 4	1.00	8/18/2025
CJHS	Soumi	Saha	Paraprofessional - Special Education	Step 4	1.00	8/18/2025
CJHS	Bianca	Sanchez	School Psych. Intern		1.00	9/9/2025
Fairview	Ashley	Hull	Administrative Assistant - EOP - 10 Months	Step 4	1.00	8/4/2025
Fairview	Shauna	Patelli	Paraprofessional - Special Education	Step 2	1.00	9/22/2025
Glenn	Ellie	Hill	Noon Hour Supervisor	NHS	0.25	8/21/2025
Grove	Luke	Hanson	Noon Hour Supervisor	NHS	0.25	8/29/2025
Hoose	Monica	Baker-Smith	Paraprofessional - Special Education	Step 7	1.00	8/18/2025
Hoose	Lusila	Finck	Paraprofessional - Special Education	Step 4	1.00	9/4/2025
Hoose	Jobana	Weber	Paraprofessional - Special Education	Step 3	1.00	9/3/2025
NCHS	Candace	Morris	Administrative Assistant - EOP - 10 Months	Step 6	1.00	9/15/2025
NCHS	Deena	Yerraguntla	Paraprofessional - Special Education	Step 4	1.00	8/21/2025
Northpoint	Stacy	Barr	Noon Hour Supervisor	NHS	0.25	8/27/2025
Oakdale	Raven	Moore	School Psych. Intern		1.00	8/18/2025
Parkside E.	Courtne	Shanyfelt	Paraprofessional - Special Education	Step 4	1.00	9/15/2025
Pepper Ridge	Betty	Hampton	Noon Hour Supervisor	NHS	0.25	9/15/2025

Pepper Ridge	Brynn	Jostes	Noon Hour Supervisor	NHS	0.25	9/3/2025
Pepper Ridge	Amy	Jurich	Paraprofessional - Special Education	Step 4	1.00	8/18/2025
PJHS	Elishia	Lantz	Nurse-RN		1.00	8/18/2025
PJHS	Audrey	McNamara	Social Worker Intern		1.00	8/18/2025
PJHS	Lupita	Taylor	Paraprofessional - Special Education	Step 7	1.00	9/3/2025
Prairieland	Alia	Coleman	School Psych. Intern		1.00	8/18/2025
Sugar Creek	Donna	Withey	Paraprofessional - Special Education	Step 2	1.00	9/15/2025
Sugar Creek	Lily	Woith	Paraprofessional - Special Education	Step 3	1.00	9/8/2025
Towanda	Melissa	Connal	Noon Hour Supervisor	NHS	0.25	8/21/2025
Towanda	Lindsay	Zalucha	Noon Hour Supervisor	NHS	0.25	8/21/2025

*All new hires are replacements for current positions unless otherwise noted above.

Resignations/Retirements/Releases/Terminations

91

Administrators

Homebase	First Name	Last Name	Position	Action	Effective
Unit Office	Kristen	Weikle	Superintendent	Retirement	6/30/2030

Certified

Homebase	First Name	Last Name	Position	Action	Effective

Educational Support Personnel

Homebase	First Name	Last Name	Position	Action	Effective

Contract Revisions

Certified

Homebase	First Name	Last Name	Position	Previous Placement	Revision	Effective
CJHS	Sierra	Riden	Paraprofessional - Special Ed	Noon Hour Supervisor		8/18/2025
Oakdale	Ashley	Willis	Paraprofessional - Reg Ed	Paraprofessional - Spec Ed - Evans		9/2/2025

Educational Support Personnel

Homebase	First Name	Last Name	Position	Previous Placement	Revision	Effective

Leave Requests

Certified

Homebase	First Name	Last Name	Position	Leave Requested	Effective

Educational Support Personnel

Homebase	First Name	Last Name	Position	Leave Requested	Effective

Schedule B

Homebase	First Name	Last Name	Revision	Effective
Benjamin	Shelly	Fisher	ADD - 6th Assignment-Non-Instructional-2 Semesters	8/21/2025
Benjamin	Jessica	Flood	ADD - 6th Assignment-Instructional-2 Semesters	8/21/2025
Benjamin	Amber	Thomas	ADD - 6th Assignment-Instructional-2 Semesters	8/21/2025
Cedar Ridge	Amanda	Hansen	ADD - 6th Assignment-Instructional-2 Semesters	8/21/2025
Cedar Ridge	Amanda	Hansen	ADD - 6th Assignment-Instructional-2 Semesters	8/21/2025
Cedar Ridge	Noah	Schofield	ADD - 6th Assignment-Instructional-2 Semesters	8/21/2025
CJHS	James	Broach	DROP - JH FCCLA	8/21/2025
CJHS	James	Broach	ADD - JH Student Senate Advisor	8/21/2025
CJHS	Karonji	Carr	ADD - JH Basketball Coach	8/1/2025
CJHS	Sara	Conway	ADD - 6th Assignment-Instructional-2 Semesters	8/21/2025
CJHS	Kaitlyn	Egenes	ADD - JH Softball Coach	8/1/2025
CJHS	Aaron	Ellison	ADD - JH Student Senate Advisor	8/21/2025
CJHS	Parker	Goodlick	ADD - JH Basketball Coach	8/1/2025
CJHS	Justin	Gorczyca	ADD - JH Baseball Coach	8/1/2025
CJHS	Colleen	Hartke	ADD - 6th Assignment-Instructional-2 Semesters	8/21/2025
CJHS	David	Leathery	ADD - JH Softball Coach	8/1/2025
CJHS	Connor	Lewis	ADD - 6th Assignment-Non-Instructional-2 Semesters	8/21/2025
CJHS	Jillian	Meszar	ADD - JH Spirit Club Advisor	8/21/2025
CJHS	Jillian	Meszar	ADD - 6th Assignment-Non-Instructional-2 Semesters	8/21/2025
CJHS	Hanna	Miller	ADD - 6th Assignment-Instructional-2 Semesters	8/21/2025
CJHS	Katy	Northcutt	ADD - JH Dance Coach	8/1/2025
CJHS	Michael	Saunches	ADD - 6th Assignment-Non-Instructional-2 Semesters	8/21/2025
CJHS	Mary Ellen	Schupbach	ADD - 6th Assignment-Instructional-2 Semesters	8/21/2025
CJHS	Bonnie	Serone	ADD - JH Volleyball Coach	8/1/2025
CJHS	Aaron	Silva	ADD - JH Wrestling Coach	8/1/2025
CJHS	Bryant	Thomas	ADD - JH Wrestling Coach	8/21/2025
CJHS	Anna	Tomera	ADD - PBIS Coach-Junior High	8/1/2025
CJHS	Anna	Walsh	ADD - Building Chair 8-11 FTE	8/21/2025
CJHS	Nicole	Wiedman	ADD - 6th Assignment-Non-Instructional-2 Semesters	8/21/2025
CJHS	Skip	Williams	ADD - JH Cross Country Coach	8/1/2025
CJHS	Cory	Yokel	ADD - JH Wrestling Coach	8/1/2025
EJHS	Teresa	Aeilts	ADD - 6th Assignment-Non-Instructional-2 Semesters	8/21/2025
EJHS	Brian	Duggins	ADD - 6th Assignment-Non-Instructional-2 Semesters	8/21/2025

EJHS	Brent	Franklin	ADD - JH Cross Country Coach		8/21/2025
EJHS	Victoria	Stuczynski	DROP - JH Yearbook Advisor		8/21/2025
Fairview	Megan	Deti	ADD - PBIS Coach-Elementary 300+		8/21/2025
Fairview	Julia	Ward	ADD - Elementary Webmaster		7/18/2025
Field	Marissa	Frietsch	ADD - Infinite Campus Tech Coach		8/18/2025
Grove	Katie	Matthews	ADD - PBIS Coach-Elementary 300+		8/21/2025
Grove	Elizabeth	Thorson-Beaty	ADD - PBIS Coach-Elementary 300+		8/21/2025
Hoose	Karen	Mercer	ADD - 6th Assignment-Instructional-2 Semesters		8/21/2025
Hoose	Hannah	Mueller	ADD - 6th Assignment-Instructional-2 Semesters		8/21/2025
Hoose	Cynthia	Pratt	ADD - 6th Assignment-Instructional-2 Semesters		8/21/2025
Hoose	Autumn	Stanton	ADD - Elementary Student Council		8/21/2025
Hoose	Aaron	Watkins	ADD - 6th Assignment-Instructional-2 Semesters		8/21/2025
KJHS	Vincent	Allen	ADD - JH Track Coach		8/21/2025
KJHS	Nicole	Brienen	DROP - PBIS Coach-Junior High		9/18/2025
KJHS	Allison	Davis	ADD - JH Cheerleading Coach		8/1/2025
KJHS	Peyton	Dillingham	ADD - JH Baseball Coach		8/21/2025
KJHS	Imoni	Hart	ADD - JH Track Coach		8/21/2025
KJHS	Kamiyah	Kendall	ADD - JH Dance Coach		7/28/2025
KJHS	Todd	Lanning	ADD - JH Golf Coach		8/21/2025
KJHS	Terence	Lillge	ADD - Building Chair - 4-7 FTE		8/18/2025
KJHS	Christopher	Merrill	ADD - JH Wrestling Coach		8/1/2025
KJHS	Phillip	Merrill	ADD - JH Wrestling Coach		8/1/2025
KJHS	Roger	Nalewajka	ADD - JH Basketball Coach		8/1/2025
KJHS	Tommie	Ramsey	ADD - JH Basketball Coach		8/21/2025
KJHS	Robert	Schumacher	ADD - JH Basketball Coach		8/21/2025
KJHS	Robert	Scott	DROP - JH Softball Coach		8/21/2025
KJHS	Stephen	Wood	ADD - JH Basketball Coach		8/1/2025
NCHS	Jonathan	Boenzi	ADD - PBIS Coach - High School		8/21/2025
NCHS	Kristina	Chase	ADD - 6th Assignment-Instructional-1 Semester		8/18/2025
NCHS	Darrellynn	Dunn	ADD - HS Assistant Tennis Coach		8/21/2025
NCHS	Jackson	Fischer	ADD - HS Head Lacrosse Coach		8/21/2025
NCHS	Megan	Freyman	ADD - 6th Assignment-Instructional-2 Semesters		8/21/2025
NCHS	Mark	Geier	ADD - HS Assistant Volleyball Coach		8/21/2025
NCHS	Jennifer	Giermann	ADD - 6th Assignment-Instructional-1 Semester		8/18/2025
NCHS	Marissa	Hagler	ADD - HS Assistant Track Coach		8/21/2025
NCHS	Steve	Hassel	ADD - HS Head Softball Coach		8/21/2025
NCHS	Todd	Hawkins	ADD - HS Assistant Lacrosse Coach		8/21/2025
NCHS	Brad	Heller	ADD - 6th Assignment-Instructional-2 Semesters		8/21/2025
NCHS	Brett	Henneberg	ADD - HS Assistant Tennis Coach		8/21/2025
NCHS	Addie	Ince	ADD - 6th Assignment-Instructional-1 Semester		8/18/2025
NCHS	Roger	Juers	ADD - HS Head Tennis Coach - Boys		8/21/2025
NCHS	Roger	Juers	ADD - HS Head Tennis Coach - Girls		8/21/2025
NCHS	Sean	Kerr	ADD - HS Marching Band Assistant Director		8/8/2025
NCHS	Vanessa	Kokoszka	ADD - HS Dance Coach		8/21/2025
NCHS	Craig	Lee	ADD - HS Assistant Soccer Coach		8/21/2025
NCHS	Mike	Mavec	ADD - HS Assistant Track Coach		8/21/2025
NCHS	Lance	Meadows	ADD - HS Drum Line		8/8/2025

NCHS	Christopher	Messina	ADD - HS Assistant Football Coach		8/21/2025
NCHS	Thomas	Miller	ADD - HS Assistant Baseball Coach		8/21/2025
NCHS	Nicole	Nordman	ADD - PBIS Coach - High School		8/21/2025
NCHS	Peter	Schmuldt	ADD - 6th Assignment-Instructional-2 Semesters		8/21/2025
NCHS	Ryan	Short	ADD - 6th Assignment-Instructional-1 Semester		8/18/2025
NCHS	Jayce	Smith	ADD - HS Assistant Track Coach		8/21/2025
NCHS	Jena	Thacker	ADD - HS Assistant Softball Coach		8/21/2025
NCHS	Raymond	Zaloudek	ADD - HS Technical Director		8/21/2025
NCWHS	Tessa	Belkowski	ADD - HS Sophomore Cheer Coach		8/21/2025
NCWHS	Tessa	Belkowski	ADD - HS Varsity Basketball Cheer		8/21/2025
NCWHS	Jon Ricci	Brack	ADD - HS Track Coach		9/16/2025
NCWHS	Morgan	Bunn	ADD - HS Sophomore Cheer Coach		8/21/2025
NCWHS	Andrew	Grisinger	ADD - HS Lacrosse Coach		8/21/2025
NCWHS	Matthew	Hoder	ADD - 6th Assignment-Instructional-2 Semesters		8/21/2025
NCWHS	Jamell	Jamison	ADD - HS Assistant Football Coach		8/18/2025
NCWHS	Jon	Klix	ADD - HS Assistant Baseball Coach		8/21/2025
NCWHS	Brittany	Libernini	ADD - Building Chair - 16+ FTE		8/18/2025
NCWHS	Phillip	Nevels	ADD - HS Assistant Tennis Coach		8/21/2025
NCWHS	Esteban	Ramirez	ADD - HS Chess Coach		8/21/2025
NCWHS	Kylah	Rolfs	DROP - HS Varsity Basketball Cheer		8/21/2025
NCWHS	Michael	Saunches	ADD - HS Speech Coach		8/21/2025
NCWHS	Brenda	Shawgo	ADD - HS Assistant Track Coach		8/15/2025
NCWHS	Brenda	Shawgo	ADD - HS Assistant Cross Country Coach		8/1/2025
NCWHS	Charles	Wetzel	ADD - HS Assistant Cross Country Coach		8/1/2025
NCWHS	George	York	ADD - HS Assistant Marching Band Director		8/21/2025
Northpoint	Samantha	Bozarth	ADD - Elementary Student Council		8/21/2025
Northpoint	Julie	Watson	ADD - Elementary Webmaster		8/4/2025
Northpoint	Julie	Watson	ADD - Building Technology Coach		8/4/2025
Parkside E.	Jennifer	Barlow	ADD - Elementary Webmaster		7/1/2025
Parkside E.	Corey	Beirne	ADD - Elementary School Concerts		8/21/2025
Parkside E.	Jessica	Kemp	DROP - PBIS Coach - Elementary 300+		8/18/2025
Parkside E.	Rebekka	Schwartz	ADD - PBIS Coach-Elementary 300+		8/21/2025
Parkside E.	Carlee	Streenz	ADD - PBIS Coach-Elementary 300+		8/21/2025
Parkside E.	Abigail	Wellwood	ADD - PBIS Coach-Elementary 300+		8/21/2025
PJHS	Tyler	Gee	ADD - JH Track Coach		8/21/2025
PJHS	Lillian	Givens	ADD - JH Cheerleading Coach		8/1/2025
PJHS	Alyssa	Hollywood	ADD - JH Yearbook Advisor		8/21/2025
PJHS	Kate	Kaminski	ADD - JH Dance Coach		8/1/2025
PJHS	Joshua	Klokkenga	ADD - JH Golf Coach		8/21/2025
PJHS	Angela	Lawless	ADD - JH Track Coach		8/21/2025
PJHS	Cody	Miles	ADD - JH Track Coach		8/21/2025
PJHS	Jamar	Sanders	ADD - JH Basketball Coach		9/2/2025
PJHS	William	Tinsley	ADD - JH Basketball Coach		8/1/2025
PJHS	Jose	Valdes Vazquez	ADD - JH Wrestling Coach		8/1/2025

PJHS	Evan	Willock	ADD - JH Wrestling Coach		8/1/2025
PrairieLand	Kelli	Johnson	ADD - PBIS Coach-Elementary <300		8/21/2025
PrairieLand	Stephanie	Mook	ADD - Building Technology Coach		8/21/2025
Sugar Creek	Megan	Abner	DROP - PBIS Coach-Elementary <300		8/1/2025
Sugar Creek	Jennifer	Lanham	ADD - PBIS Coach-Elementary <300		8/1/2025

Information Only Changes

Homebase	First Name	Last Name	Position	Change	Effective

New Substitutes

Substitute Type	First Name	Last Name			95
Substitute Custodian	Sheila	Graham			
Substitute Custodian	Nathaniel	Simmons			
Substitute Food Service	Kila	Brooks			
Substitute Food Service	Indeia	Daniels			
Substitute Food Service	Nicole	Henson			
Substitute Food Service	Juliet	Pough			
Substitute Teacher	Nathan	Babjak			
Substitute Teacher	Adyson	Bradley			
Substitute Teacher	Yvonne	Evans			
Substitute Teacher	Caitlin	Gerner			
Substitute Teacher	Alicia	McDaniel			
Substitute Teacher	Daryl	Stites			
Substitute Teacher	Kelly	Stogner			
Substitute Teacher	Vaishnavi	Subramanian			
Substitute Teaching Assistant	Sivaranjani	Krishnamurthi			
Substitute Teaching Assistant	Swapnika	Nimmala			

Expenditure Summary Report

From Date: 8/21/2025
To Date: 9/16/2025

Vendor	Invoice	PO No.	Check No.	Check Date	Amount
A DRAIN DOCTOR	10561	260020223	266767	9/3/2025	12,774.00
A DRAIN DOCTOR Total					12,774.00
ADVANCE AUTO PARTS	6.25352E+12	260020020	266769	9/3/2025	229.99
	6.25352E+12	260020020	266769	9/3/2025	6.49
	6.25352E+12	260120006	266769	9/3/2025	421.42
	6.25352E+12	260120006	266769	9/3/2025	1,115.00
	6.25352E+12	260020020	266769	9/3/2025	15.49
	6.25352E+12	260020020	266769	9/3/2025	63.42
	6.25352E+12	260120006	266769	9/3/2025	29.33
	6.25352E+12	260120006	266769	9/3/2025	378.93
	6.25352E+12	260120006	266769	9/3/2025	79.98
	6.25352E+12	260120006	266769	9/3/2025	8.30
ADVANCE AUTO PARTS Total					2,348.35
A-FRAME PIANO SERVICES LLC	PianoTuning EHJS	262010010	266768	9/3/2025	135.00
A-FRAME PIANO SERVICES LLC Total					135.00
ALBRECHTSEN, DONETTE BRITTON	Refreshments Hoco	(blank)	49312	9/16/2025	387.55
ALBRECHTSEN, DONETTE BRITTON Total					387.55
ALBRITTON, KATHRYN ANN	V88031797	(blank)	2835	9/8/2025	293.73
ALBRITTON, KATHRYN ANN Total					293.73
ALL SMALL ENGINES N MORE	7675	260120034	266770	9/3/2025	80.00
	7684	260120034	266770	9/3/2025	330.00
ALL SMALL ENGINES N MORE Total					410.00
ALPHA CONTROLS & SERVICES LLC	C007992	260020202	266771	9/3/2025	6,202.50
	C007993	260020202	266771	9/3/2025	6,093.75
	C007994	260020202	266771	9/3/2025	5,576.00
ALPHA CONTROLS & SERVICES LLC Total					17,872.25
AMAZON CAPITAL SERVICES	1HHJ44VD4TMW	269230030	49313	9/16/2025	210.67
	1GGY7XJ1969T	269230029	49313	9/16/2025	398.43
	1PHHDQ6P6PJ3	269230024	49296	9/12/2025	98.88
	1CLHLQHT6QXX	269230028	49296	9/12/2025	106.50
	V23050491	(blank)	6491	9/11/2025	59.94
	1XXJJRGGJ9XY	269230026	49296	9/12/2025	24.78
	1DRVXHVHLY9H	269230027	49296	9/12/2025	8.99
	1RYKCQCX4K3H	269230023	49296	9/12/2025	33.46
	14FXRM7W97CX	269230021	49313	9/16/2025	113.87
	14TZ1NQJ7XT7	269230022	49263	9/8/2025	180.81
	14GY-6RLR-VGPW	260090151	266772	9/3/2025	73.99
	1XN7-74M3-39T3	260090167	266772	9/3/2025	183.86
	1XXW9XCY3K1Y	269230015	49313	9/16/2025	160.37
	1TDTGW6WCVF4	269230018	49263	9/8/2025	102.44
	167Y3P3Y7HDJ	269230019	49263	9/8/2025	310.02
	1MJG1QNM7MHT	269230020	49263	9/8/2025	59.99
	1FGT-NQD6-NF3Q	(blank)	266772	9/3/2025	(0.75)
	1CWJ-M4W4-MVTP	263020073	266772	9/3/2025	17.94
	1PYY-YFTQ-NDFL	260080047	266772	9/3/2025	11.99
	1944-41V4-6RHR	260060065	266772	9/3/2025	208.88
	13TM-KFJG-6MFM	260090164	266772	9/3/2025	126.47
	11WC-HP7P-LFX6	263020075	266772	9/3/2025	276.39
	1MNJ-7R1N-MN33	263030002	266772	9/3/2025	22.60
	1JCC-FGKN-L1Y1	260090169	266772	9/3/2025	217.90
	1Q1J-NKGL-LVMM	260090171	266772	9/3/2025	703.00
	1LQ4-6M94-KX3L	260090188	266772	9/3/2025	333.81

Expenditure Summary Report

From Date: 8/21/2025
To Date: 9/16/2025

Vendor	Invoice	PO No.	Check No.	Check Date	Amount
AMAZON CAPITAL SERVICES	16HP13J1LGMQ	269230017	49255	9/2/2025	115.70
	1JCC-FGKN-J7Y3	(blank)	266772	9/3/2025	(26.94)
	1W4R-K4QQ-JJ1L	(blank)	266772	9/3/2025	(26.94)
	1PCD-HGVV-47LF	262030022	266772	9/3/2025	121.08
	137W-143F-64MQ	263020066	266772	9/3/2025	24.04
	1D4K-NTLY-49WQ	260090166	266772	9/3/2025	98.76
	1YRR-J1CH-3H1H	260090168	266772	9/3/2025	100.63
	1CTF7FKK3VHV	269230010	49255	9/2/2025	53.95
	111WCC6F3XW1	269230014	49255	9/2/2025	91.17
	1YNFT1F73W7P	269230016	49255	9/2/2025	124.39
	1XH4-R4MC-3W9Q	262030017	266772	9/3/2025	146.71
	1XH4-R4MC-41PL	262030018	266772	9/3/2025	74.18
	1JWL-VKLR-4XJ6	262030019	266772	9/3/2025	133.06
	1M3N-T94C-3ND7	263020066	266772	9/3/2025	435.16
	1VTV-PWDP-3DW3	263020067	266772	9/3/2025	73.74
	1VYM-Y1LV-7DMW	261230007	266772	9/3/2025	17.98
	1CCF-KH3M-D1HG	260050011	266772	9/3/2025	138.18
	V54398001	(blank)	6250	9/2/2025	53.94
	1G99-9VJW-3G1K	261050001	266772	9/3/2025	25.58
	17VP-1MH4-1NL9	263020069	266772	9/3/2025	142.49
	1TCK-M3L1-1X6P	263030001	266772	9/3/2025	394.53
	1HL9-MQV6-4H6P	260030021	266772	9/3/2025	468.49
	1PC1-FQFF-4KYV	260060057	266772	9/3/2025	399.92
	1PK4-T4TQ-9JKC	260060057	266772	9/3/2025	67.61
	17VP-1MH4-4C96	260080120	266772	9/3/2025	504.92
	1G99-9VJW-FR4G	260090136	266772	9/3/2025	147.39
	1TQ4-33LT-3CTP	262030016	266772	9/3/2025	160.69
	116X-9TT1-461Q	263020059	266772	9/3/2025	85.53
	1HP6-CQXF-YVDD	261130006	266772	9/3/2025	38.97
	19KJ-3VKY-VLCN	260030028	266772	9/3/2025	53.88
	143L-PCYK-WP6K	260030029	266772	9/3/2025	468.49
	1JWG-JJ9N-NYKP	260070008	266772	9/3/2025	283.15
	1WH9-LMH6-3D9N	260070032	266772	9/3/2025	77.15
	1VPV-V6HQ-1RCF	260070036	266772	9/3/2025	1,024.75
	1DYJ-TTP4-XMX4	260070038	266772	9/3/2025	419.88
	1Y37-RF1G-34N4	260080069	266772	9/3/2025	35.98
	1PJ6-GMYX-1X7V	260080127	266760	8/28/2025	792.00
	13WQ-339L-XQF6	260090159	266772	9/3/2025	56.99
	1VT34VWPYM3H	269230013	49247	8/27/2025	159.00
	1D1F-6RWN-NVG4	260090151	266772	9/3/2025	731.33
	1GTK-PVCG-HRW3	260090145	266772	9/3/2025	137.94
	11ML-W3G3-3RW1	263020065	266772	9/3/2025	26.04
	1VVL-FQD6-6Q3T	260090148	266772	9/3/2025	39.79
	1DYJ-TTP4-6KQ9	260090150	266772	9/3/2025	173.40
	1H73-LWCH-97F3	260090158	266772	9/3/2025	239.90
	113P-LCRQ-KVML	263020058	266772	9/3/2025	25.98
	1RNX-VFGD-KVHC	263020063	266772	9/3/2025	15.36
	16HP-HL67-JHDP	261230004	266772	9/3/2025	37.73
	1DTW-6KTK-GXPD	260050010	266772	9/3/2025	39.88
	1CQG-L136-1PFC	260080121	266772	9/3/2025	127.70
1LX3-MXJD-JNPD	260090154	266772	9/3/2025	46.74	
1WF9DDRFKY1K	269230011	49236	8/25/2025	32.98	
1LX3MXJDKXK9	269230012	49236	8/25/2025	12.99	
16HP-HL67-7V3F	262030014	266772	9/3/2025	239.97	
1V13-9PWW-C1X1	260090160	266772	9/3/2025	171.85	
1DTW6KTK39VF	269230009	49247	8/27/2025	439.64	
1FYT-FJGM-P114	263020054	266772	9/3/2025	167.85	
1QQR-636T-Q9MW	261130001	266772	9/3/2025	45.70	
1VXM-GPR1-PX4D	261130002	266772	9/3/2025	172.81	

Expenditure Summary Report

From Date: 8/21/2025
To Date: 9/16/2025

Vendor	Invoice	PO No.	Check No.	Check Date	Amount
AMAZON CAPITAL SERVICES	1WN7-9NQN-NN99	261230002	266772	9/3/2025	20.27
	1FJY-J71X-WJVV	260080098	266772	9/3/2025	326.72
	14Q6-9MHC-DY6J	262030012	266772	9/3/2025	529.45
	1TQ1-NCNN-7LRW	261130001	266772	9/3/2025	14.99
	1FYT-FJGM-7TN3	261130002	266772	9/3/2025	215.02
	16L1-Q4QV-F66W	260090111	266772	9/3/2025	20.92
	11TP-FNT4-6TD4	260090145	266772	9/3/2025	1,327.62
	136W-DV49-G6DM	(blank)	266772	9/3/2025	(140.60)
	1TLN-NXWW-4WJN	(blank)	266772	9/3/2025	44.20
AMAZON CAPITAL SERVICES Total					16,885.58
AMLE	AMLE25-INDY C.Wehmey	260080140	266948	9/3/2025	349.99
	AMLE25-INDY M.Novotn	260080140	266948	9/3/2025	349.99
	AMLE25INDYMartinBoyd	260080140	266948	9/3/2025	549.99
AMLE Total					1,249.97
ANAND VENKATESH, MUTHU LAKSHMI	MILES2025August	(blank)	266773	9/3/2025	5.32
ANAND VENKATESH, MUTHU LAKSHMI Total					5.32
ARAVABHOOMI, PRATIBHA	MILES2025August	(blank)	266774	9/3/2025	5.32
ARAVABHOOMI, PRATIBHA Total					5.32
ARBITERSPORTS, LLC	CB0MFLKXHL00	(blank)	0	9/16/2025	34,370.00
	CB0MER739Z100	(blank)	0	8/25/2025	43,000.00
ARBITERSPORTS, LLC Total					77,370.00
ASCD ASSOC FOR SUPV & CURRDEVELOP	001818494	260070029	266775	9/3/2025	119.00
ASCD ASSOC FOR SUPV & CURRDEVELOP Total					119.00
AVANTI'S ITALIAN RESTAURANT -BLOOMINGTON	V37589543	(blank)	25478	9/11/2025	3,203.30
	5125	(blank)	49780	9/11/2025	192.50
	Sept 2025 Statement	(blank)	49297	9/12/2025	554.79
	V31605340	(blank)	7170	9/12/2025	798.50
	V42248509	(blank)	22735	9/9/2025	264.50
	5045	(blank)	49768	9/5/2025	103.50
	V51789300	(blank)	15839	9/5/2025	1,380.45
AVANTI'S ITALIAN RESTAURANT -BLOOMINGTON Total					6,497.54
B & B AWARDS & RECOGNITION	20056898	(blank)	22743	9/12/2025	1,251.00
	20056868	(blank)	22743	9/12/2025	386.52
	V24181491	(blank)	7166	9/5/2025	21.25
	V83073107	(blank)	7162	8/26/2025	309.54
	20056379	(blank)	49732	8/26/2025	460.50
B & B AWARDS & RECOGNITION Total					2,428.81
BABU, KANIMOZHI	MILES2025August	(blank)	266776	9/3/2025	5.32
BABU, KANIMOZHI Total					5.32
BABY FOLD	20466	260090161	266777	9/3/2025	7,083.33
BABY FOLD Total					7,083.33
BACHMAN, TY BRANDON	Baseball Camp 9	(blank)	49298	9/12/2025	135.00
BACHMAN, TY BRANDON Total					135.00
BARTH, EMMA F	Play Scripts	(blank)	49237	8/25/2025	141.90
BARTH, EMMA F Total					141.90
BAUER CROPS & CATTLE	1154	(blank)	49752	8/28/2025	211.00
	1155	(blank)	49733	8/26/2025	168.00

Expenditure Summary Report

From Date: 8/21/2025
To Date: 9/16/2025

Vendor	Invoice	PO No.	Check No.	Check Date	Amount
BAUER CROPS & CATTLE Total					379.00
BEER, JULIA RENEE	Reimburse	262010009	266778	9/3/2025	190.44
BEER, JULIA RENEE Total					190.44
BEIRNE, COREY THOMAS JOHN	V89311912	(blank)	4247	9/16/2025	165.00
BEIRNE, COREY THOMAS JOHN Total					165.00
Benadikar, Roopali V	MILES2025August	(blank)	266779	9/3/2025	5.32
Benadikar, Roopali V Total					5.32
BENNETT ELECTRONICS		38175 260040028	266780	9/3/2025	4,457.00
		38145 260040081	266780	9/3/2025	244.00
		38144 260040082	266780	9/3/2025	429.00
		38110 260040059	266780	9/3/2025	615.00
		38123 260040079	266780	9/3/2025	1,471.00
		38112 260040010	266780	9/3/2025	75.00
BENNETT ELECTRONICS Total					7,291.00
BENNETT, SUSAN C	V26592200	(blank)	1973	8/28/2025	222.33
BENNETT, SUSAN C Total					222.33
BIERBAUM, JOHN	WOF supplies	(blank)	49314	9/16/2025	116.35
	GC Donations	(blank)	49299	9/12/2025	150.00
BIERBAUM, JOHN Total					266.35
BILL'S KEY & LOCK SHOP		187845 260020190	266781	9/3/2025	12.88
BILL'S KEY & LOCK SHOP Total					12.88
BISHOP BROS, INC		250821 260020197	266782	9/3/2025	7,462.00
BISHOP BROS, INC Total					7,462.00
BITTNER, JEFFREY	Parade Candy	(blank)	49315	9/16/2025	19.88
BITTNER, JEFFREY Total					19.88
BLANCHARD, PAMELA J	V61373475	(blank)	9582	9/4/2025	49.95
BLANCHARD, PAMELA J Total					49.95
BLOOMINGTON HIGH SCHOOL	GolfJV 8/20/25	263510005	266949	9/3/2025	175.00
	GolfGV 8/22/25	263520059	266949	9/3/2025	150.00
	BoysGolf 8/20/25	263520044	266949	9/3/2025	300.00
	GTennis10/3-4/25	263520029	266949	9/3/2025	75.00
	GTennis9/19-25/25	263520030	266949	9/3/2025	75.00
	GTennis9/13/25	263520031	266949	9/3/2025	75.00
BLOOMINGTON HIGH SCHOOL Total					850.00
BLUE CROSS BLUE SHIELD OF ILLINOIS		3.83169E+11 (blank)	0	9/9/2025	380,530.88
		3.83166E+11 (blank)	0	9/2/2025	413,685.54
		7.60674E+11 (blank)	0	9/2/2025	98,862.38
		3.83163E+11 (blank)	0	8/26/2025	451,520.32
BLUE CROSS BLUE SHIELD OF ILLINOIS Total					1,344,599.12
BLUE SPRINGS, INC.		50180 260020191	266783	9/3/2025	450.00
		50147 260020182	266783	9/3/2025	300.00
		50148 260020182	266783	9/3/2025	150.00
BLUE SPRINGS, INC. Total					900.00
BLUSKY RESTORATION CONTRACTORS, LLC		259375 260010069	266738	8/21/2025	75,000.00
BLUSKY RESTORATION CONTRACTORS, LLC Total					75,000.00

Expenditure Summary Report

From Date: 8/21/2025
To Date: 9/16/2025

Vendor	Invoice	PO No.	Check No.	Check Date	Amount
BN ATHLETE FACTORY		3 (blank)	49238	8/25/2025	300.00
BN ATHLETE FACTORY Total					300.00
BOENZI, JONATHAN D	Doughnut reimburse	(blank)	49769	9/5/2025	60.00
BOENZI, JONATHAN D Total					60.00
BOSTIC, NATHANIEL ROBERT	V75335725	(blank)	7160	8/25/2025	27.76
BOSTIC, NATHANIEL ROBERT Total					27.76
BOVENKERK, BRADLEY ALAN	Tripod, lights, batt	(blank)	49753	8/28/2025	263.68
BOVENKERK, BRADLEY ALAN Total					263.68
BRANDT, PENNY	MILES2025August	(blank)	266784	9/3/2025	35.21
BRANDT, PENNY Total					35.21
BROADWAY LICENSING		913784 (blank)	49754	8/28/2025	859.00
BROADWAY LICENSING Total					859.00
BRODY, JILLIAN P	Mtg Snacks	(blank)	49264	9/8/2025	26.02
	Sr Sunrise	(blank)	49239	8/25/2025	21.62
BRODY, JILLIAN P Total					47.64
BROOKS, MARK	XC Team Meal	(blank)	49265	9/8/2025	249.75
BROOKS, MARK Total					249.75
BROWN, JARREL	summer camp	(blank)	49734	8/26/2025	348.00
BROWN, JARREL Total					348.00
BSN SPORTS		930676810 (blank)	49300	9/12/2025	708.43
		930104066 (blank)	49781	9/11/2025	2,540.18
		930914440 (blank)	49781	9/11/2025	209.73
		V58423438 (blank)	25465	8/27/2025	396.46
		V83478772 (blank)	7163	8/26/2025	250.50
		929950785 (blank)	49735	8/26/2025	3,557.48
		930676811 (blank)	49240	8/25/2025	167.13
		9300683658 (blank)	22729	8/25/2025	1,100.34
		930660434 263520051	266785	9/3/2025	865.76
		V86480955 (blank)	25462	8/26/2025	446.30
BSN SPORTS Total		930488813 (blank)	22729	8/25/2025	11,508.72
BUDZINSKI, RYAN A	Reimburse	263020071	266786	9/3/2025	34.00
BUDZINSKI, RYAN A Total					34.00
BURDEN-JACOB, CHASTITY L	MILES2025August	(blank)	266787	9/3/2025	5.32
BURDEN-JACOB, CHASTITY L Total					5.32
BURGETT BROTHERS MUMS		765519 (blank)	49770	9/5/2025	2,898.00
BURGETT BROTHERS MUMS Total					2,898.00
BURROUGHS, JILL A	V96951464	(blank)	2748	9/16/2025	266.51
	V7430019	(blank)	2744	9/11/2025	24.54
	IMC reimbursement	(blank)	5195	9/8/2025	182.64
BURROUGHS, JILL A Total					473.69
Cantway, Michelle R	MILES2025August	(blank)	266788	9/3/2025	5.32
Cantway, Michelle R Total					5.32

Expenditure Summary Report

From Date: 8/21/2025
To Date: 9/16/2025

Vendor	Invoice	PO No.	Check No.	Check Date	Amount
CARROLL, JODY	1186349	260090157	266789	9/3/2025	450.00
CARROLL, JODY Total					450.00
CARTER, LYN MARIE	MILES 2025 AUG	(blank)	266790	9/3/2025	15.40
CARTER, LYN MARIE Total					15.40
CASEY'S GARDEN CENTER	650115	(blank)	49266	9/8/2025	75.00
CASEY'S GARDEN CENTER Total					75.00
CCMSI	0184250-IN	(blank)	0	9/4/2025	124,953.81
CCMSI Total					124,953.81
CDW COMPUTER CENTERS, INC	AF5HR1Z	260040064	266791	9/3/2025	13,125.00
	AF4998D	260040060	266791	9/3/2025	97,471.74
CDW COMPUTER CENTERS, INC Total					110,596.74
CENTRAL CATHOLIC HIGH SCHOOL	GolfGV 8/30/25	263520058	266950	9/3/2025	300.00
CENTRAL CATHOLIC HIGH SCHOOL Total					300.00
CHAMPAIGN CENTENNIAL HS	GolfGV 9/26/25	263520061	266951	9/3/2025	250.00
	JV Volleyball 10/25/25	263520046	266951	9/3/2025	200.00
CHAMPAIGN CENTENNIAL HS Total					450.00
CHANGING SEASONS LAWN & LANDSCAPING, INC	87451	(blank)	49736	8/26/2025	380.00
CHANGING SEASONS LAWN & LANDSCAPING, INC Total					380.00
CHIEF CITY MECHANICAL, INC	18949	260020242	266792	9/3/2025	3,487.50
	18937	260020224	266792	9/3/2025	1,710.00
	18934	260020224	266792	9/3/2025	36,015.00
	18936	260020224	266792	9/3/2025	8,811.00
CHIEF CITY MECHANICAL, INC Total					50,023.50
CHILDERS, LEONARD JAMES	45870	260090156	266793	9/3/2025	3,060.00
CHILDERS, LEONARD JAMES Total					3,060.00
CHILDREN'S DISCOVERY MUSEUM	16033101	(blank)	9584	9/16/2025	464.00
CHILDREN'S DISCOVERY MUSEUM Total					464.00
CIP COMPANY	7885	260020189	266794	9/3/2025	1,462.83
CIP COMPANY Total					1,462.83
CITY OF BLOOMINGTON - UTILITIES	1692753	260010005	266983	9/11/2025	680.41
	1692810	260010005	266983	9/11/2025	1,453.55
	1685020	260010005	266983	9/11/2025	1,213.02
	1667743	260010005	266739	8/22/2025	406.62
	1669769	260010005	266739	8/22/2025	507.40
	1670282	260010005	266739	8/22/2025	663.05
	1670561	260010005	266739	8/22/2025	779.73
CITY OF BLOOMINGTON - UTILITIES Total					5,703.78
CLEAN THE UNIFORM COMPANY	32374109	260120026	266795	9/3/2025	83.68
	32372479	260120026	266795	9/3/2025	83.68
	32370813	260120026	266795	9/3/2025	83.68
	32367561	260120026	266795	9/3/2025	83.68
CLEAN THE UNIFORM COMPANY Total					334.72
CLEVER INC.	INV20654	260040024	266740	8/22/2025	36,395.00
CLEVER INC. Total					36,395.00

Expenditure Summary Report

From Date: 8/21/2025
To Date: 9/16/2025

Vendor	Invoice	PO No.	Check No.	Check Date	Amount
CLINTON JUNIOR HIGH SCHOOL	3D SB Tournament	262500009	266952	9/3/2025	200.00
	CJHS 3D Softball	262500010	266952	9/3/2025	200.00
CLINTON JUNIOR HIGH SCHOOL Total					400.00
Cole, Lauren J	Reimburse	260060071	266796	9/3/2025	20.00
Cole, Lauren J Total					20.00
COLLIER, AMANDA	MILES 2025 AUG	(blank)	266797	9/3/2025	8.89
	V1851376	(blank)	3193	9/9/2025	50.00
COLLIER, AMANDA Total					58.89
COLUMN SOFTWARE, PBC	7B9C7088-0013	260010072	266798	9/3/2025	92.48
COLUMN SOFTWARE, PBC Total					92.48
COMMERCE BANK - COMMERCIAL CARDS	HICK-9710-20250816	260010070	0	9/5/2025	432.65
	KOHL-1611-20250816	261040001	0	9/5/2025	1,154.60
	WILL-1637-20250816	261050002	0	9/5/2025	91.78
	STYC-1202-20250816	261060002	0	9/5/2025	1,091.13
	GIBL-9284-20250816	261080001	0	9/5/2025	898.53
	TENU-2922-20250816	261090001	0	9/5/2025	1,075.47
	MART-9924-20250816	262010008	0	9/5/2025	15,364.47
	NICA-1228-20250816	262020005	0	9/5/2025	9,420.42
	CROW-9292-20250816	262030023	0	9/5/2025	5,720.23
	FITZ-8864-20250816	262040005	0	9/5/2025	6,762.19
	ZBRO-7828-20250816	263010018	0	9/5/2025	4,031.88
	THOM-3811-20250816	263010031	0	9/5/2025	102.87
	LEHR-6634-20250816	263020060	0	9/5/2025	37.99
	CODR-4075-20250816	263020068	0	9/5/2025	9,868.98
	KNEP-3795-20250816	261100001	0	9/5/2025	523.17
	TAYL-9219-20250816	261110001	0	9/5/2025	1,784.18
	VOGE-3494-20250816	261120001	0	9/5/2025	337.75
	LENZ-9250-20250816	261130007	0	9/5/2025	217.06
	PETE-3753-20250816	261150002	0	9/5/2025	366.36
	DAVE-8038-20250816	261160001	0	9/5/2025	1,442.46
	MANG-1876-20250816	261170001	0	9/5/2025	906.41
	ELLI-7313-20250816	261180001	0	9/5/2025	4,376.55
	HARR-3613-20250816	261190003	0	9/5/2025	312.55
	MABL-3012-20250816	261220006	0	9/5/2025	3,655.06
	BOZA-5117-20250816	261230003	0	9/5/2025	664.78
	ADEL-7777-20250816	260020294	0	9/5/2025	15,170.25
	REWE-0094-20250816	260030033	0	9/5/2025	25.81
	STAN-7019-20250816.	260040077	0	9/5/2025	14,826.42
	ROGE-2319-20250816.	260050012	0	9/5/2025	19.50
	SARG-8482-20250816	260060056	0	9/5/2025	262.98
	SHEL-8505-20250816	260060060	0	9/5/2025	221.00
	LAMB-4171-20250816	260060062	0	9/5/2025	1,516.87
LAMB-4171-20250816..	260060064	0	9/5/2025	780.43	
RIPK-9227-20250816	260060066	0	9/5/2025	707.84	
RIPK-9227-20250816.	260060067	0	9/5/2025	589.14	
KEND-6613-20250816	260060070	0	9/5/2025	209.00	
HILL-5932-20250816	260060072	0	9/5/2025	1,307.04	
BROW-5896-20250816	260060073	0	9/5/2025	122.40	
ROGE-2319-20250816	260060074	0	9/5/2025	7,637.45	
VOGE-4560-20250816	260070031	0	9/5/2025	47.20	
LAMB-4171-20250816.	260070037	0	9/5/2025	407.65	
COOP-2498-20250816	260080124	0	9/5/2025	1,608.90	
CAFF-9300-20250816	260080132	0	9/5/2025	347.14	
RIPK-9227-20250816 .	260080135	0	9/5/2025	16,179.52	
ROGE-2319-20250816..	260080143	0	9/5/2025	590.91	

Expenditure Summary Report

From Date: 8/21/2025
To Date: 9/16/2025

Vendor	Invoice	PO No.	Check No.	Check Date	Amount
COMMERCE BANK - COMMERCIAL CARDS	RIPK-9227-20250816..	260090162	0	9/5/2025	31.40
	LAMB-4171-20250816 .	260090163	0	9/5/2025	2,787.64
	CHAP-8793-20250816	260090165	0	9/5/2025	29,437.67
	PENN-4743-20250816	260110011	0	9/5/2025	6,452.28
	STAN-7019-20250816	260120028	0	9/5/2025	399.99
	KEAR-1366-20250816	263510054	0	9/5/2025	1,376.37
	TEMP-5124-20250816	263520036	0	9/5/2025	4,858.06
COMMERCE BANK - COMMERCIAL CARDS Total					178,560.38
CONLEY, REBECCA RENAE	MILES2025April	(blank)	266799	9/3/2025	64.82
	MILES2025January	(blank)	266799	9/3/2025	38.36
	MILES2025March	(blank)	266799	9/3/2025	41.44
	MILES2025May	(blank)	266799	9/3/2025	66.85
	MILES2025February	(blank)	266799	9/3/2025	37.80
	MILES2024December	(blank)	266799	9/3/2025	33.77
	Soap & Cream Cheese	(blank)	49724	8/21/2025	56.26
CONLEY, REBECCA RENAE Total					339.30
CONNOR CO	S011452618.001	260020188	266800	9/3/2025	403.20
	S011453900.001	260020188	266800	9/3/2025	304.85
	S011434859.001	260020185	266800	9/3/2025	184.43
	S011438295.001	260020185	266800	9/3/2025	13.27
CONNOR CO Total					905.75
CONTEMPORARY VISUALS	8090	260060063	266801	9/3/2025	6,000.00
CONTEMPORARY VISUALS Total					6,000.00
CORN BELT ENERGY CORPORATION	STMT 0825	260020002	266748	8/22/2025	128,304.16
CORN BELT ENERGY CORPORATION Total					128,304.16
COSGROVE DISTRIBUTORS	165845	(blank)	49782	9/11/2025	98.20
	165844A	(blank)	22736	9/9/2025	98.20
COSGROVE DISTRIBUTORS Total					196.40
CRAIN, MICHAEL	PJHS Invite Off 9	(blank)	22744	9/12/2025	125.00
CRAIN, MICHAEL Total					125.00
CROWDER, SARAH A	Reimburse	262030015	266802	9/3/2025	194.00
CROWDER, SARAH A Total					194.00
CULLIGAN WATER CONDITIONING	V62867899	(blank)	7171	9/12/2025	57.00
	Culligan 9/25	(blank)	5194	9/8/2025	4.50
CULLIGAN WATER CONDITIONING Total					61.50
CUMMINS SALES AND SERVICE.	Q1-250790920	260120031	266803	9/3/2025	7.75
CUMMINS SALES AND SERVICE. Total					7.75
CURRICULUM ASSOCIATES, INC.	90913513	261130009	266804	9/3/2025	120.15
CURRICULUM ASSOCIATES, INC. Total					120.15
CUSHING'S COMMERCIAL CARPET, INC.	1640	260020186	266805	9/3/2025	16,120.00
	1638	260020196	266805	9/3/2025	58,254.00
	1641	260020203	266805	9/3/2025	14,100.00
CUSHING'S COMMERCIAL CARPET, INC. Total					88,474.00
DANVILLE HIGH SCHOOL	Golf B V 9/5/25	263520039	266953	9/3/2025	230.00
DANVILLE HIGH SCHOOL Total					230.00
DAVENPORT, LESLIE A	V74945553	(blank)	1974	8/28/2025	29.91

Expenditure Summary Report

From Date: 8/21/2025
To Date: 9/16/2025

Vendor	Invoice	PO No.	Check No.	Check Date	Amount
DAVENPORT, LESLIE A Total					29.91
DAVIS, ALLISON	V48807638	(blank)	15840	9/5/2025	1,350.85
DAVIS, ALLISON Total					1,350.85
DEACON, JILL	MILES2025August	(blank)	266806	9/3/2025	19.60
DEACON, JILL Total					19.60
DEARBORN NATIONAL LIFE INSURANCE CO	April-August 2025	260010071	266749	8/25/2025	119,981.74
DEARBORN NATIONAL LIFE INSURANCE CO Total					119,981.74
DECKER, JENNIFER SUE	MILES2025August	(blank)	266807	9/3/2025	1.96
	V93393446	(blank)	1676	8/28/2025	39.94
DECKER, JENNIFER SUE Total					41.90
DENNY'S DOUGHNUTS & BAKERY	105261	(blank)	49783	9/11/2025	50.00
	V260845	(blank)	5316	8/29/2025	167.50
	1052656	(blank)	49256	9/2/2025	51.00
	1052055	(blank)	49755	8/28/2025	225.00
	1051359	(blank)	49241	8/25/2025	90.00
	1050974	(blank)	49725	8/21/2025	167.00
	1051468	262030020	266808	9/3/2025	114.00
DENNY'S DOUGHNUTS & BAKERY Total					864.50
DESIGN MAVENS ARCHITECHURE PLLC	24-0019.11	260020254	266809	9/3/2025	966.25
	25-0002.7	260020254	266809	9/3/2025	127.50
DESIGN MAVENS ARCHITECHURE PLLC Total					1,093.75
DILLINGHAM, PEYTON WAYNE	V24898654	(blank)	15846	9/16/2025	145.04
DILLINGHAM, PEYTON WAYNE Total					145.04
DK DESIGNS	257546	(blank)	49301	9/12/2025	300.00
DK DESIGNS Total					300.00
DODGE, JEFFREY M	MILES2025August	(blank)	266810	9/3/2025	5.32
DODGE, JEFFREY M Total					5.32
DON OWEN TIRE SERVICE, INC	346954	260120029	266811	9/3/2025	127.20
DON OWEN TIRE SERVICE, INC Total					127.20
DOWNEY, JESSICA	V41962967	(blank)	3192	8/27/2025	210.62
DOWNEY, JESSICA Total					210.62
DRENGWITZ, JASON	capt dinner	(blank)	49784	9/11/2025	79.29
	captains dinner	(blank)	49756	8/28/2025	192.20
	zip ties, chain link	(blank)	49756	8/28/2025	191.25
DRENGWITZ, JASON Total					462.74
DUNLAP HIGH SCHOOL	JVolleyB9/20/25	263520026	266954	9/3/2025	150.00
DUNLAP HIGH SCHOOL Total					150.00
EAST PEORIA HS	Golf BV 8/21/25	263520041	266955	9/3/2025	225.00
EAST PEORIA HS Total					225.00
ECONOMIC DEVELOPMENT COUNCIL OF THE	1343	260060055	266812	9/3/2025	3,000.00
ECONOMIC DEVELOPMENT COUNCIL OF THE Total					3,000.00
EDWARDS, ANGELA K	V216472	(blank)	5319	9/15/2025	29.95
EDWARDS, ANGELA K Total					29.95

Expenditure Summary Report

From Date: 8/21/2025
To Date: 9/16/2025

Vendor	Invoice	PO No.	Check No.	Check Date	Amount
EDWARDS, MELISSA	Storage	(blank)	49257	9/2/2025	66.80
EDWARDS, MELISSA Total					66.80
EHRHARDT, MICHELLE E	Goggles	(blank)	49737	8/26/2025	59.98
EHRHARDT, MICHELLE E Total					59.98
EISENHOWER HIGH SCHOOL	GGolf MikeRuskInv	263510056	266956	9/3/2025	300.00
EISENHOWER HIGH SCHOOL Total					300.00
EL PASO - GRIDLEY CUSD #11	ElPasoGridleyInvite	262500018	266957	9/3/2025	400.00
EL PASO - GRIDLEY CUSD #11 Total					400.00
ELLIN, MELISSA	JEWEL 080725	260060058	266958	9/3/2025	56.44
ELLIN, MELISSA Total					56.44
EMERICK, DREW MATHEW	Reimburse gym	263020064	266813	9/3/2025	251.75
EMERICK, DREW MATHEW Total					251.75
EVANS JUNIOR HIGH SCHOOL	CC - 8/22-23/2025	262500008	266959	9/3/2025	200.00
EVANS JUNIOR HIGH SCHOOL Total					200.00
EVERGREEN FS	34020086	262500004	266814	9/3/2025	362.25
	34020087	262500005	266814	9/3/2025	1,597.21
	34015657	260020252	266814	9/3/2025	1,158.75
	34015658	260020252	266814	9/3/2025	1,004.25
EVERGREEN FS Total					4,122.46
EVERGREEN FS, INC	34020073	(blank)	49248	8/27/2025	185.90
	34021611	(blank)	49248	8/27/2025	222.00
EVERGREEN FS, INC Total					407.90
FAIRFIELD, KRISTYN K	Parade Candy	(blank)	49302	9/12/2025	69.85
FAIRFIELD, KRISTYN K Total					69.85
FARM & FLEET OF BLOOMINGTON	BFF-088787	260020116	266815	9/3/2025	20.97
	BFF-088897	260020177	266815	9/3/2025	25.82
	BFF-088652.	260020116	266815	9/3/2025	3.98
	BFF-088330.	260020116	266815	9/3/2025	212.99
	BFF-088332	260020177	266815	9/3/2025	76.99
	BFF-088318	260020177	266815	9/3/2025	21.93
FARM & FLEET OF BLOOMINGTON Total					362.68
FASTSIGNS	V47205184	(blank)	25472	9/5/2025	767.83
	V78830273	(blank)	15841	9/5/2025	149.00
	45242	(blank)	49267	9/8/2025	363.60
	V82039610	(blank)	7167	9/5/2025	150.00
	44627	(blank)	49757	8/28/2025	2,597.68
FASTSIGNS Total					4,028.11
FEENEY, DAVID GEORGE	Dinner & Meeting	(blank)	49758	8/28/2025	103.75
	Addtl wristbands	(blank)	49738	8/26/2025	35.00
FEENEY, DAVID GEORGE Total					138.75
FERRARA, KACIE	MILES2025August	(blank)	266816	9/3/2025	5.32
FERRARA, KACIE Total					5.32
FINCHAM, NATHAN C	IHSFCA Clinic	(blank)	49258	9/2/2025	387.25
FINCHAM, NATHAN C Total					387.25

Expenditure Summary Report

From Date: 8/21/2025
To Date: 9/16/2025

Vendor	Invoice	PO No.	Check No.	Check Date	Amount
FIRST STUDENT	July1-31,2025 Freedo	260070027	266741	8/22/2025	5,072.81
	June 1-30, 2025 MSSA	260070027	266741	8/22/2025	15,218.42
	June1-30,2025 NC/NW	260070027	266741	8/22/2025	40,582.46
FIRST STUDENT Total					60,873.69
FITZGERALD, KELLY	V10815349	(blank)	15847	9/16/2025	179.00
FITZGERALD, KELLY Total					179.00
FIVE STAR WATER	V515392	(blank)	1487	9/9/2025	198.16
	V1883288	(blank)	6488	8/28/2025	107.50
	V1488413	(blank)	7364	8/21/2025	98.53
FIVE STAR WATER Total					404.19
FORD, NATHAN G	V39630403	(blank)	4246	8/29/2025	801.67
FORD, NATHAN G Total					801.67
FOSTER, NATHAN C	Various 8/25	(blank)	49726	8/21/2025	284.35
	JV golf balls	(blank)	49759	8/28/2025	87.00
	JV shirts	(blank)	49739	8/26/2025	288.69
	Varsity shirt-Extra	(blank)	49739	8/26/2025	130.06
	Polos	(blank)	49726	8/21/2025	860.62
FOSTER, NATHAN C Total					1,650.72
FREEZE, KIRSTEN E	ConfRef CPI Train	(blank)	266817	9/3/2025	249.57
FREEZE, KIRSTEN E Total					249.57
FRIENDS OF IRONMEN FOOTBALL	FB Reimb 9/25	(blank)	49785	9/11/2025	1,354.12
FRIENDS OF IRONMEN FOOTBALL Total					1,354.12
FRIETSCH, MARISSA KATE	V3372718	(blank)	1679	9/16/2025	119.23
	V8198506	(blank)	1679	9/16/2025	30.55
	V90479732	(blank)	1677	8/28/2025	51.00
FRIETSCH, MARISSA KATE Total					200.78
FRONTIER	STMT 0825	260010030	266755	8/28/2025	6,529.23
	STMT 0825 2	260010030	266755	8/28/2025	568.43
FRONTIER Total					7,097.66
FULSCHER, DANIEL A.	HS Schedule	263510057	266960	9/3/2025	110.00
FULSCHER, DANIEL A. Total					110.00
GALESBURG HIGH SCHOOL	XC 9/6/25	263520034	266961	9/3/2025	200.00
GALESBURG HIGH SCHOOL Total					200.00
GANNAWAY, RACHEL L	MILES2025August	(blank)	266818	9/3/2025	77.70
GANNAWAY, RACHEL L Total					77.70
GANSCHOW, JAIME	Yearbook Reimburse	(blank)	49268	9/8/2025	70.00
GANSCHOW, JAIME Total					70.00
GARARD, REMY CHRISTINE	Reimburse	263020072	266819	9/3/2025	71.99
GARARD, REMY CHRISTINE Total					71.99
GATES, CALEB	V49784760	(blank)	2834	9/4/2025	165.00
GATES, CALEB Total					165.00
GEIER, MARK	VB Camp	(blank)	49760	8/28/2025	800.00
GEIER, MARK Total					800.00

Expenditure Summary Report

From Date: 8/21/2025
To Date: 9/16/2025

Vendor	Invoice	PO No.	Check No.	Check Date	Amount
GERRIETTS, JENNIFER LEE	new studnt piza	(blank)	22745	9/12/2025	188.50
	V33171239	(blank)	22730	8/25/2025	25.00
GERRIETTS, JENNIFER LEE Total					213.50
GHRIST, TRACIE NICOLE	MILES2025August	(blank)	266820	9/3/2025	90.37
	GHRIST, TRACIE NICOLE Total				
GIERMANN, JENNIFER	Counselors Lunch 25	(blank)	49761	8/28/2025	56.05
	GIERMANN, JENNIFER Total				
GILLESPIE JR, DELMAR C.	V81422865	(blank)	2745	9/11/2025	200.00
	GILLESPIE JR, DELMAR C. Total				
GIVENS, LILLIAN L	V63119154	(blank)	22746	9/12/2025	139.72
	GIVENS, LILLIAN L Total				
GLATT, MICHELLE L	V59867008	(blank)	25480	9/11/2025	80.22
	V59604960	(blank)	7172	9/12/2025	52.95
	V29362734	(blank)	7164	8/27/2025	39.00
GLATT, MICHELLE L Total					172.17
GONWA, STEVE	PJHS Inv Off 11	(blank)	22747	9/12/2025	125.00
	GONWA, STEVE Total				
GOPHER LEARNING	IN464093	260080101	266821	9/3/2025	404.28
	GOPHER LEARNING Total				
GORDON FOOD SERVICE, INC	9025979639	260030040	266822	9/3/2025	1,828.98
	9025979642	260030040	266822	9/3/2025	1,127.77
	9025979648	260030041	266822	9/3/2025	632.41
	9025979650	260030041	266822	9/3/2025	941.68
	9026002340	260030042	266822	9/3/2025	1,249.91
	9026002342	260030042	266822	9/3/2025	986.39
	9025933003	260030036	266822	9/3/2025	1,972.26
	9025933009	260030036	266822	9/3/2025	74.10
	9025933019	260030036	266822	9/3/2025	2,181.92
	9025933025	260030036	266822	9/3/2025	241.92
	9025933034	260030036	266822	9/3/2025	2,089.54
	9025933040	260030036	266822	9/3/2025	102.68
	9025933076	260030036	266822	9/3/2025	2,459.86
	9025933083	260030036	266822	9/3/2025	322.40
	9025933086	260030036	266822	9/3/2025	1,930.26
	9025933091	260030036	266822	9/3/2025	158.39
	9025937097	260030036	266822	9/3/2025	1,088.02
	9025937098	260030036	266822	9/3/2025	102.68
	9025933053	260030038	266822	9/3/2025	4,205.67
	9025933068	260030038	266822	9/3/2025	290.84
	9025933071	260030038	266822	9/3/2025	339.10
	9025933010	260030042	266822	9/3/2025	1,714.15
	9025933013	260030042	266822	9/3/2025	1,137.06
9025933016	260030042	266822	9/3/2025	97.66	
9025933017	260030042	266822	9/3/2025	1,043.40	
9025885531	260030037	266822	9/3/2025	1,051.12	
9025885535	260030037	266822	9/3/2025	122.03	
9025887950	260030037	266822	9/3/2025	2,434.27	
9025887953	260030037	266822	9/3/2025	230.67	
9025887954	260030037	266822	9/3/2025	364.95	
9025887961	260030037	266822	9/3/2025	2,418.55	

Expenditure Summary Report

From Date: 8/21/2025
To Date: 9/16/2025

Vendor	Invoice	PO No.	Check No.	Check Date	Amount
GORDON FOOD SERVICE, INC	9025887963	260030037	266822	9/3/2025	60.37
	9025887964	260030037	266822	9/3/2025	102.68
	9025911305	260030037	266822	9/3/2025	2,288.20
	9025911313	260030037	266822	9/3/2025	2,509.12
	9025911323	260030037	266822	9/3/2025	129.81
	9025911324	260030037	266822	9/3/2025	102.68
	9025911441	260030037	266822	9/3/2025	1,976.50
	9025911468	260030037	266822	9/3/2025	102.68
	9025911567	260030037	266822	9/3/2025	2,551.47
	9025911591	260030037	266822	9/3/2025	102.68
	9025888006	260030038	266822	9/3/2025	6,840.71
	9025888034	260030038	266822	9/3/2025	1,284.50
	9025885593	260030040	266822	9/3/2025	910.29
	9025885596	260030040	266822	9/3/2025	4,757.99
	9025885601	260030040	266822	9/3/2025	437.60
	9025885605	260030040	266822	9/3/2025	3,034.99
	9025887972	260030041	266822	9/3/2025	7,315.97
	9025887975	260030041	266822	9/3/2025	584.03
	9025887984	260030041	266822	9/3/2025	6,422.29
	9025887995	260030041	266822	9/3/2025	218.80
	9025887996	260030041	266822	9/3/2025	114.45
	2002667269	260030040	266822	9/3/2025	(90.36)
	9025835004	260030039	266822	9/3/2025	8,536.56
	9025835017	260030039	266822	9/3/2025	233.48
	9025835055	260030039	266822	9/3/2025	5,763.75
	9025835057	260030039	266822	9/3/2025	160.42
	9025835058	260030039	266822	9/3/2025	214.90
	9025834994	260030042	266822	9/3/2025	1,427.39
	9025834996	260030042	266822	9/3/2025	681.66
	9025834997	260030042	266822	9/3/2025	1,266.10
	9025834998	260030042	266822	9/3/2025	587.44
	9025790928	260030040	266822	9/3/2025	96.54
	9025790935	260030040	266822	9/3/2025	9,679.65
	9025816038	260030041	266822	9/3/2025	1,125.16
	9025816040	260030041	266822	9/3/2025	680.49
	9025747589	260030042	266822	9/3/2025	371.52
	9025747594	260030042	266822	9/3/2025	798.34
	9025762735	260030042	266822	9/3/2025	23,257.04
	9025762737	260030042	266822	9/3/2025	472.83
	9025676528	260030022	266822	9/3/2025	964.01
	9025676530	260030022	266822	9/3/2025	762.58
	9025676534	260030022	266822	9/3/2025	422.54
	9025676537	260030022	266822	9/3/2025	38.45
	2356372	260030036	266822	9/3/2025	(387.70)
	2356373	260030036	266822	9/3/2025	(546.04)
	2356375	260030036	266822	9/3/2025	(341.15)
	2356376	260030036	266822	9/3/2025	(327.44)
	2356377	260030036	266822	9/3/2025	(199.87)
	2356380	260030036	266822	9/3/2025	(325.02)
	2358376	260030036	266822	9/3/2025	(77.54)
2358377	260030036	266822	9/3/2025	(109.21)	
2358379	260030036	266822	9/3/2025	(68.23)	
2358380	260030036	266822	9/3/2025	(65.49)	
2358381	260030036	266822	9/3/2025	(39.97)	
2358384	260030036	266822	9/3/2025	(65.00)	
2356368	260030037	266822	9/3/2025	(432.03)	
2356374	260030037	266822	9/3/2025	(532.17)	
2356378	260030037	266822	9/3/2025	(353.57)	
2356379	260030037	266822	9/3/2025	(317.05)	

Expenditure Summary Report

From Date: 8/21/2025
To Date: 9/16/2025

Vendor	Invoice	PO No.	Check No.	Check Date	Amount
GORDON FOOD SERVICE, INC	2356381	260030037	266822	9/3/2025	(389.72)
	2356382	260030037	266822	9/3/2025	(430.13)
	2356575	260030037	266822	9/3/2025	(337.93)
	2358373	260030037	266822	9/3/2025	(86.41)
	2358378	260030037	266822	9/3/2025	(106.43)
	2358382	260030037	266822	9/3/2025	(70.71)
	2358383	260030037	266822	9/3/2025	(63.41)
	2358385	260030037	266822	9/3/2025	(77.94)
	2358386	260030037	266822	9/3/2025	(86.03)
	2358525	260030037	266822	9/3/2025	(67.59)
	2356364	260030038	266822	9/3/2025	(1,157.74)
	2356365	260030038	266822	9/3/2025	(1,108.45)
	2358369	260030038	266822	9/3/2025	(231.55)
	2358370	260030038	266822	9/3/2025	(221.69)
	2356509	260030039	266822	9/3/2025	(1,143.45)
	2356510	260030039	266822	9/3/2025	(1,109.26)
	2358486	260030039	266822	9/3/2025	(228.69)
	2358487	260030039	266822	9/3/2025	(221.85)
	2356511	260030040	266822	9/3/2025	(2,216.99)
	2358488	260030040	266822	9/3/2025	(443.40)
2356512	260030041	266822	9/3/2025	(2,717.34)	
2358489	260030041	266822	9/3/2025	(543.47)	
GORDON FOOD SERVICE, INC Total					116,991.28
GOTSCHALL, HEATHER L	9/3 supplies	(blank)	49786	9/11/2025	411.42
	Kids camp/coaches	(blank)	49786	9/11/2025	254.83
	Stunt group	(blank)	49786	9/11/2025	46.93
	Coach Assoc/speake	(blank)	49740	8/26/2025	229.00
GOTSCHALL, HEATHER L Total					942.18
GRAINGER PARTS OPERATIONS WW GRAING	9613118588	260020213	266823	9/3/2025	560.10
	9607534303	260020213	266823	9/3/2025	538.51
	9606243948	260020213	266823	9/3/2025	324.42
	9600605449	260020184	266823	9/3/2025	318.46
	9601686570	260020184	266823	9/3/2025	456.23
	9601686596	260020184	266823	9/3/2025	514.38
	9599022978	260020184	266823	9/3/2025	31.04
	9599725539	260020184	266823	9/3/2025	65.51
	9597766931	260020184	266823	9/3/2025	109.09
	9598912583	260020184	266823	9/3/2025	525.99
GRAINGER PARTS OPERATIONS WW GRAING Total					3,443.73
GREAT LAKES ACE HARDWARE INC.	4357	260020022	266824	9/3/2025	57.58
	4300	260020022	266824	9/3/2025	23.36
	4355	260020022	266824	9/3/2025	14.39
	4362	260020022	266824	9/3/2025	17.99
	4367	260020022	266824	9/3/2025	11.69
	4372	260020022	266824	9/3/2025	45.51
	4375	260020022	266824	9/3/2025	56.67
	4330	260020022	266824	9/3/2025	6.75
	4331	260020022	266824	9/3/2025	89.57
	4348	260020022	266824	9/3/2025	38.10
	4354	260020022	266824	9/3/2025	7.73
	4310	260020022	266824	9/3/2025	32.38
	4316	260020022	266824	9/3/2025	31.48
	4317	260020022	266824	9/3/2025	20.02
	4323	260020022	266824	9/3/2025	141.25
	4304	260020022	266824	9/3/2025	32.81
	4292	260020022	266824	9/3/2025	31.39

Expenditure Summary Report

From Date: 8/21/2025
To Date: 9/16/2025

Vendor	Invoice	PO No.	Check No.	Check Date	Amount
GREAT LAKES ACE HARDWARE INC.	4295	260020022	266824	9/3/2025	4.83
	4298	260020022	266824	9/3/2025	23.54
	4267	260020022	266824	9/3/2025	13.49
	4276	260020022	266824	9/3/2025	82.76
	4289	260020022	266824	9/3/2025	33.26
	4263	260020022	266824	9/3/2025	61.34
	4237	260020022	266824	9/3/2025	56.47
	4242	260020022	266824	9/3/2025	40.47
	4248	260020022	266824	9/3/2025	23.38
	4188	260020022	266824	9/3/2025	99.63
	4189	260020022	266824	9/3/2025	11.69
	4193	260020022	266824	9/3/2025	45.13
	4201	260020022	266824	9/3/2025	5.03
	4171	260020022	266824	9/3/2025	54.17
	4172	260020022	266824	9/3/2025	62.13
	4177	260020022	266824	9/3/2025	290.44
	4182	260020022	266824	9/3/2025	26.99
	4185	260020022	266824	9/3/2025	30.20
	4164	260020022	266824	9/3/2025	26.98
	4168	260020022	266824	9/3/2025	6.29
4089	260120035	266824	9/3/2025	763.20	
4009	260120035	266824	9/3/2025	23.30	
3969	260120035	266824	9/3/2025	14.90	
3953	260120035	266824	9/3/2025	18.18	
GREAT LAKES ACE HARDWARE INC. Total					2,476.47
GROWING GROUNDS	482649	260020251	266825	9/3/2025	23.63
	482571	260020251	266825	9/3/2025	395.90
	482016	260020251	266825	9/3/2025	182.63
	481326	260020251	266825	9/3/2025	107.89
	480665	260020251	266825	9/3/2025	167.43
	480666	260020251	266825	9/3/2025	130.88
	479953	260020251	266825	9/3/2025	331.39
	478111	260020251	266825	9/3/2025	48.42
	477438	260020251	266825	9/3/2025	378.78
	476753	260020251	266825	9/3/2025	124.22
	476203	260020251	266825	9/3/2025	764.97
	476205	260020251	266825	9/3/2025	203.99
	475845	260020251	266825	9/3/2025	293.78
GROWING GROUNDS Total					3,153.91
GULF SHORES HIGH SCHOOL	Baseball3/23-26/26	263520035	266962	9/3/2025	400.00
GULF SHORES HIGH SCHOOL Total					400.00
HAFERMANN, TERA L	Button Misc	(blank)	49249	8/27/2025	32.57
	IMC Misc August	(blank)	49242	8/25/2025	137.73
HAFERMANN, TERA L Total					170.30
HAKES, KYLIE C	Modglin orders reimb	260090185	266826	9/3/2025	49.99
HAKES, KYLIE C Total					49.99
HAMLER, JENNIFER	Reimburse	263020062	266827	9/3/2025	55.21
HAMLER, JENNIFER Total					55.21
HAPARA, INC.	INV50991	260070034	266828	9/3/2025	1,529.00
HAPARA, INC. Total					1,529.00
HARKINS, ANNA H	Lock In	(blank)	49269	9/8/2025	40.97
HARKINS, ANNA H Total					40.97

Expenditure Summary Report

From Date: 8/21/2025
To Date: 9/16/2025

Vendor	Invoice	PO No.	Check No.	Check Date	Amount
HARR, MATTHEW	V85653641	(blank)	6489	8/28/2025	172.92
HARR, MATTHEW Total					172.92
HAWKINS, CHRISTOPHER	IHSBCA and Alumni	(blank)	49316	9/16/2025	724.85
HAWKINS, CHRISTOPHER Total					724.85
HAWKINS, KARRIN R	Mock Admission	(blank)	49787	9/11/2025	37.86
HAWKINS, KARRIN R Total					37.86
HAYS, CAITLIN D	FFA Retreat	(blank)	49317	9/16/2025	60.34
	Parade Supplies	(blank)	49303	9/12/2025	14.50
	FFA Parade Candy	(blank)	49303	9/12/2025	39.96
HAYS, CAITLIN D Total					114.80
HEALTHYQUITY, INC.	mz021u6	(blank)	0	9/8/2025	2,593.50
	nbkeds5	(blank)	0	9/8/2025	9,303.12
	V90994199	(blank)	0	9/8/2025	2,583.95
	n38pjfn	(blank)	0	9/2/2025	3,013.00
	V99599072	(blank)	0	9/2/2025	7,405.19
	1twhgu9	(blank)	0	8/29/2025	4,786.60
	gx4hzjh	(blank)	0	8/25/2025	1,733.31
	x1mtmip	(blank)	0	8/25/2025	12,758.67
HEALTHYQUITY, INC. Total					44,177.34
Healthy in a Hurry	7073-25	(blank)	49727	8/21/2025	1,249.00
Healthy in a Hurry Total					1,249.00
HEDMAN, SHANNON MICHELLE	V58946577	(blank)	1975	8/28/2025	385.44
HEDMAN, SHANNON MICHELLE Total					385.44
HEENE, DANIEL A.	PJHS Inv Off 7	(blank)	22748	9/12/2025	125.00
HEENE, DANIEL A. Total					125.00
HEIDENREICH, CAROL L	MILES2025August	(blank)	266829	9/3/2025	5.32
HEIDENREICH, CAROL L Total					5.32
HEINEMANN	956370451	261230005	266830	9/3/2025	243.52
HEINEMANN Total					243.52
HENSON ROBINSON COMPANY	299203	260020231	266831	9/3/2025	342,921.60
	298355	260020231	266831	9/3/2025	601,535.44
HENSON ROBINSON COMPANY Total					944,457.04
HERITAGE TRACTOR	Quote ID: 33366857	260020295	266982	9/10/2025	1,065.00
	12909022	260120033	266832	9/3/2025	258.66
HERITAGE TRACTOR Total					1,323.66
HERNANDEZ, LINDA J	MILES 2025 AUG	(blank)	266833	9/3/2025	14.49
HERNANDEZ, LINDA J Total					14.49
HICKS, LAURENCE M	PJHS Inv Off 5	(blank)	22749	9/12/2025	125.00
HICKS, LAURENCE M Total					125.00
HINSHAW, RACHEL M	V10228700	(blank)	25479	9/11/2025	63.67
	V58258419	(blank)	25470	9/5/2025	31.98
	V7214856	(blank)	25470	9/5/2025	15.30
HINSHAW, RACHEL M Total					110.95

Expenditure Summary Report

From Date: 8/21/2025
To Date: 9/16/2025

Vendor	Invoice	PO No.	Check No.	Check Date	Amount
HOBAN, LORELAI	Summer Camp Work	(blank)	49270	9/8/2025	1,000.00
HOBAN, LORELAI Total					1,000.00
Hoder, Matthew T	Golf Shirts	(blank)	49243	8/25/2025	308.91
Hoder, Matthew T Total					308.91
HOLLYWOOD, ALYSSA	V23748011	(blank)	22737	9/9/2025	35.70
HOLLYWOOD, ALYSSA Total					35.70
HOPPER, DANIELE A	Reimburse.	260080131	266834	9/3/2025	66.00
HOPPER, DANIELE A Total					66.00
HOSPITAL PURCHASING SERVICE	124221	260030031	266835	9/3/2025	103.17
	124222	260030026	266835	9/3/2025	162.80
	124219	260030027	266835	9/3/2025	136.14
HOSPITAL PURCHASING SERVICE Total					402.11
HUDSON MUNICIPAL WATER	STMT 0825	260010002	266984	9/11/2025	17.54
HUDSON MUNICIPAL WATER Total					17.54
HUFF, CHAD R.	2025FR/JV Football	263520057	266963	9/3/2025	125.00
HUFF, CHAD R. Total					125.00
HUPP, DANA	Concession Sept 3	(blank)	49271	9/8/2025	274.01
	Concessions	(blank)	49259	9/2/2025	683.84
HUPP, DANA Total					957.85
IDEAL ENVIRONMENTAL ENGINEERING, IN	65963	260020210	266836	9/3/2025	2,225.00
IDEAL ENVIRONMENTAL ENGINEERING, IN Total					2,225.00
IESA ILLINOIS ELEMENTARY SCHOOL ASN	419	(blank)	22750	9/12/2025	45.00
IESA ILLINOIS ELEMENTARY SCHOOL ASN Total					45.00
ILLINOIS NETWORK OF CHILD CARE RESO	3489	260080125	266837	9/3/2025	400.00
	3518	260080141	266837	9/3/2025	300.00
ILLINOIS NETWORK OF CHILD CARE RESO Total					700.00
ILLINOIS OIL MARKETING EQUIPMENT, I	63160	260120032	266838	9/3/2025	464.65
	63161	260120032	266838	9/3/2025	427.38
	62961	260120030	266838	9/3/2025	854.76
	62742	260120030	266838	9/3/2025	530.32
ILLINOIS OIL MARKETING EQUIPMENT, I Total					2,277.11
ILLINOIS PORTABLE TOILETS	83053	263520052	266839	9/3/2025	255.00
ILLINOIS PORTABLE TOILETS Total					255.00
ILLINOIS PRINCIPALS ASSOC	489924	263020009	266840	9/3/2025	2,236.00
ILLINOIS PRINCIPALS ASSOC Total					2,236.00
INCE, ADDIE	Birthday Candy	(blank)	49788	9/11/2025	19.62
INCE, ADDIE Total					19.62
INFINITE CAMPUS	V30609610	(blank)	0	9/5/2025	796.76
	V1649579	(blank)	0	9/4/2025	646.62
	V22695481	(blank)	0	9/3/2025	1,118.67
	V21992622	(blank)	0	9/2/2025	100.00
	V50826863	(blank)	0	9/2/2025	1,004.29
	V5650559	(blank)	0	9/2/2025	551.70
V68418603	(blank)	0	9/2/2025	165.00	

Expenditure Summary Report

From Date: 8/21/2025
To Date: 9/16/2025

Vendor	Invoice	PO No.	Check No.	Check Date	Amount
INFINITE CAMPUS	V14508962	(blank)	0	8/29/2025	844.92
	V18670273	(blank)	0	8/28/2025	817.79
	V64040131	(blank)	0	8/27/2025	0.70
	V66712968	(blank)	0	8/27/2025	1,003.96
	V21956933	(blank)	0	8/26/2025	1,578.76
	V71014927	(blank)	0	8/26/2025	84.92
	V49363180	(blank)	0	8/25/2025	1,697.53
	V54176494	(blank)	0	8/22/2025	3,973.55
	V75860210	(blank)	0	8/21/2025	1,772.28
	V85545279	(blank)	0	8/21/2025	6.75
INFINITE CAMPUS Total					16,164.20
INTERCITY PROGRAM FUND	B Soccer	(blank)	49304	9/12/2025	819.00
INTERCITY PROGRAM FUND Total					819.00
INTERSTATE ALL BATTERY CENTER	1.9004E+12	260020142	266841	9/3/2025	112.72
	1.9004E+12	260020142	266841	9/3/2025	608.00
	1.9004E+12	260020142	266841	9/3/2025	228.86
INTERSTATE ALL BATTERY CENTER Total					949.58
ISU ALUMNI CENTER	CONF403	260030030	266842	9/3/2025	225.00
ISU ALUMNI CENTER Total					225.00
ISU CONFERENCE SERVICES	84607	(blank)	49789	9/11/2025	2,700.00
	84475	(blank)	49771	9/5/2025	100.00
ISU CONFERENCE SERVICES Total					2,800.00
IT'S RACE TIME, INC.	V31763000	(blank)	7168	9/5/2025	1,000.00
IT'S RACE TIME, INC. Total					1,000.00
JG STEWART CONTRACTORS, INC	5481	260020200	266843	9/3/2025	15,170.00
	5482	260020201	266843	9/3/2025	7,920.00
	5471-B	260120036	266843	9/3/2025	45,910.00
	5471-A	260120037	266843	9/3/2025	40,420.00
JG STEWART CONTRACTORS, INC Total					109,420.00
JOHNSON CONTROLS FIRE PROTECTION LP	41844087	260020230	266844	9/3/2025	48,977.44
	53154834	260020212	266750	8/25/2025	381.85
JOHNSON CONTROLS FIRE PROTECTION LP Total					49,359.29
JOHNSON, KIMBERLY NADINE	V82478717	(blank)	15836	9/2/2025	112.02
JOHNSON, KIMBERLY NADINE Total					112.02
JOHNSTONE SUPPLY	7027608	260020211	266845	9/3/2025	487.58
	7027483	260020211	266845	9/3/2025	28.31
	7027284	260020181	266845	9/3/2025	55.32
	7027288	260020181	266845	9/3/2025	414.76
	7027232	260020181	266845	9/3/2025	211.86
	7027089	260020181	266845	9/3/2025	20.30
JOHNSTONE SUPPLY Total					1,218.13
JOSTENS INC.	V67426156	(blank)	1678	8/28/2025	22.45
JOSTENS INC. Total					22.45
JOSTENS, INC	8204336	(blank)	49318	9/16/2025	262.26
	V98512872	(blank)	6251	9/2/2025	114.40
	37379581	263010013	266846	9/3/2025	17.70
	37374494	263010013	266846	9/3/2025	4.75
JOSTENS, INC Total					399.11

Expenditure Summary Report

From Date: 8/21/2025
To Date: 9/16/2025

Vendor	Invoice	PO No.	Check No.	Check Date	Amount
JUERS, ROGER ALAN	45870 (blank)		49741	8/26/2025	837.42
JUERS, ROGER ALAN Total					837.42
KAEB SANITARY SUPPLY INC.	228888	2505509	266981	9/5/2025	89,109.98
	229338	2506171	266981	9/5/2025	4,000.00
KAEB SANITARY SUPPLY INC. Total					93,109.98
KASTEN, CHASE	Camp Coach	(blank)	49742	8/26/2025	168.00
KASTEN, CHASE Total					168.00
KEARFOTT, NICOLAS	MILES2025July	(blank)	266847	9/3/2025	28.00
	FB Hospitatlity	(blank)	49772	9/5/2025	151.32
	Apple Music 8/25	(blank)	49762	8/28/2025	10.99
	FB Staff Dinner	(blank)	49743	8/26/2025	516.99
KEARFOTT, NICOLAS Total					707.30
KEEN TILE, INC	66003	260020206	266848	9/3/2025	29.99
KEEN TILE, INC Total					29.99
KELLEY LETT, DAWN MARIE	V64837054	(blank)	7161	8/25/2025	696.52
KELLEY LETT, DAWN MARIE Total					696.52
KELLY, JENNIFER LYNN	Supplies 9/25	(blank)	49790	9/11/2025	40.34
	Sunrise coffee	(blank)	49773	9/5/2025	330.00
	Reimburse...	263010017	266849	9/3/2025	884.65
KELLY, JENNIFER LYNN Total					1,254.99
KEN'S OIL SERVICE, INC.	K567505	260120038	266751	8/25/2025	2,943.26
	K567417	260120038	266751	8/25/2025	297.60
	K567154	260120038	266751	8/25/2025	2,473.88
	K566574	260120038	266751	8/25/2025	3,006.35
	K566727	260120038	266751	8/25/2025	47.46
KEN'S OIL SERVICE, INC. Total					8,768.55
KIMBALL MIDWEST	103575373	260020209	266850	9/3/2025	607.31
KIMBALL MIDWEST Total					607.31
KIMBERLY BANKSTON	New Tire	(blank)	49260	9/2/2025	246.17
KIMBERLY BANKSTON Total					246.17
KINTNER, RACHAEL E	V28012662	(blank)	22731	8/25/2025	30.26
KINTNER, RACHAEL E Total					30.26
KIRBY RISK CORPORATION	S210936946.001	260020207	266851	9/3/2025	14.59
	S210933956.001	260020207	266851	9/3/2025	62.67
	S210925109.001	260020207	266851	9/3/2025	671.84
	S210922920.001	260020207	266851	9/3/2025	803.70
KIRBY RISK CORPORATION Total					1,552.80
Kline, Carrie	V682777	(blank)	9175300	9/4/2025	600.00
Kline, Carrie Total					600.00
KLOKKENGA, JASON	HOCO FMP	(blank)	49272	9/8/2025	98.57
KLOKKENGA, JASON Total					98.57
KONE INC	1158982667	260020234	266852	9/3/2025	340.00
	1158972162	260020208	266852	9/3/2025	340.00
KONE INC Total					680.00

Expenditure Summary Report

From Date: 8/21/2025
To Date: 9/16/2025

Vendor	Invoice	PO No.	Check No.	Check Date	Amount
KONOPASEK, CHRISTINE MARIE	Crimson Classic	(blank)	49791	9/11/2025	1,239.03
	Various 8/25	(blank)	49774	9/5/2025	586.51
	Notebooks	(blank)	49763	8/28/2025	7.00
KONOPASEK, CHRISTINE MARIE Total					1,832.54
KRAFT, MACKENZIE	Gloves, cleaner	(blank)	49792	9/11/2025	79.76
	Classroom Materials	(blank)	49728	8/21/2025	69.99
KRAFT, MACKENZIE Total					149.75
KROESCH, JEFFREY S	MILES2025August	(blank)	266853	9/3/2025	5.67
KROESCH, JEFFREY S Total					5.67
KROESCH, VERONICA M	MILES 2025 AUG	(blank)	266854	9/3/2025	2.10
KROESCH, VERONICA M Total					2.10
KRUSE, JENNIFER E	Sr Banner	(blank)	49273	9/8/2025	-
KRUSE, JENNIFER E Total					-
LAKE-COOK DISTRIBUTOR INC	20250643	(blank)	22751	9/12/2025	60.32
LAKE-COOK DISTRIBUTOR INC Total					60.32
LAMPERT, JACKIE	Train PJHS Invite -	(blank)	22752	9/12/2025	135.00
LAMPERT, JACKIE Total					135.00
LATER TATERZ	Food Truck balance	(blank)	49731	8/22/2025	1,300.00
LATER TATERZ Total					1,300.00
LEARNING RESOURCES	INV002726926	260080091	266742	8/22/2025	253.94
LEARNING RESOURCES Total					253.94
LEE ENTERPRISES - CENTRAL IL	111-60072372	260010067	266855	9/3/2025	831.71
LEE ENTERPRISES - CENTRAL IL Total					831.71
LIMESTONE COMMUNITY H.S.	GOLF B V NWHS 090825	263520037	266756	8/28/2025	250.00
LIMESTONE COMMUNITY H.S. Total					250.00
LINDE GAS & EQUIPMENT INC.	50997854	260020183	266856	9/3/2025	109.75
	51015519	260020183	266856	9/3/2025	180.02
	51015904	260020183	266856	9/3/2025	302.98
LINDE GAS & EQUIPMENT INC. Total					592.75
LKM MOWING & LANDSCAPING	7675	260020187	266857	9/3/2025	861.08
	7752	260020187	266857	9/3/2025	296.64
	7753	260020187	266857	9/3/2025	540.75
	7754	260020187	266857	9/3/2025	132.87
	7669	260020187	266857	9/3/2025	233.81
	7670	260020187	266857	9/3/2025	333.72
	7672	260020187	266857	9/3/2025	764.51
	7673	260020187	266857	9/3/2025	129.00
	7674	260020187	266857	9/3/2025	220.42
	7676	260020187	266857	9/3/2025	2,637.83
	7677	260020187	266857	9/3/2025	213.21
	7678	260020187	266857	9/3/2025	712.76
	7679	260020187	266857	9/3/2025	1,177.29
	7680	260020187	266857	9/3/2025	186.43
	7681	260020187	266857	9/3/2025	202.91
	7651	260020187	266857	9/3/2025	11,994.69
7671	260020187	266857	9/3/2025	601.52	

Expenditure Summary Report

From Date: 8/21/2025
To Date: 9/16/2025

Vendor	Invoice	PO No.	Check No.	Check Date	Amount	
LKM MOWING & LANDSCAPING		6281	260020187	266857	9/3/2025	21,614.42
LKM MOWING & LANDSCAPING Total						42,853.86
LONG, MATTHEW	V7020510	(blank)	6490	8/28/2025		67.34
LONG, MATTHEW Total						67.34
LUDWIG, DENNIS	PJHS Inv Off 4	(blank)	22753	9/12/2025		125.00
LUDWIG, DENNIS Total						125.00
LUGINBUHL, BENJAMIN	Madrigal Retreat	(blank)	49744	8/26/2025		146.60
LUGINBUHL, BENJAMIN Total						146.60
LYONS TOWNSHIP HIGH SCHOOL	VBALL V NWHS 102525	263520047	266964	9/3/2025		100.00
	VBALL F NCWHS 090525	263520027	266964	9/3/2025		120.00
	VBALL S NCWHS 090525	263520027	266964	9/3/2025		120.00
	VBALL V NCWHS 090525	263520027	266964	9/3/2025		135.00
LYONS TOWNSHIP HIGH SCHOOL Total						475.00
MADMEXICANS LLC	000431	(blank)	49764	8/28/2025		550.00
MADMEXICANS LLC Total						550.00
MAHOMET SEYMOUR JUNIOR HIGH	CJHS CC B G 091725	262500017	266965	9/3/2025		200.00
	EJHS CC B G 091725	262500017	266965	9/3/2025		200.00
	KJHS CC B G 091725	262500017	266965	9/3/2025		200.00
	PJHS CC B G 091725	262500017	266965	9/3/2025		200.00
MAHOMET SEYMOUR JUNIOR HIGH Total						800.00
MAKE MUSIC	S52M-EQD3	260080136	266761	8/28/2025		419.93
MAKE MUSIC Total						419.93
MARVEL, MOLLIE	V76986124	(blank)	1976	8/28/2025		199.95
MARVEL, MOLLIE Total						199.95
MATHIS-KELLEY CONST SUPPLY CO		213348	260020158	266858	9/3/2025	33.34
		212175	260020158	266858	9/3/2025	61.86
MATHIS-KELLEY CONST SUPPLY CO Total						95.20
MAYS, MELINDA JANE	MILES 2025 AUGUST	(blank)	266859	9/3/2025		5.32
MAYS, MELINDA JANE Total						5.32
MC MASTER-CARR SUPPLY CO		50627939	260020221	266860	9/3/2025	362.21
		50444585	260020221	266860	9/3/2025	126.88
		50204353	260020160	266860	9/3/2025	1,872.11
		50237985	260020160	266860	9/3/2025	21.61
		49924190	260020160	266860	9/3/2025	805.91
		49487148	260020160	266860	9/3/2025	155.97
MC MASTER-CARR SUPPLY CO Total						3,344.69
MCLEAN CO UNIT DIST NO 5	100800 Aug 2025	(blank)	0	9/11/2025		4,602.40
	Non Salary Camp	(blank)	0	9/11/2025		9,200.00
	TRS Camp Aug	(blank)	0	9/11/2025		519.65
	V70982436	(blank)	0	9/11/2025		100.71
	Aug 100800-Visa	(blank)	0	9/12/2025		9,400.57
	Summer camps 100800	(blank)	0	9/12/2025		23,182.38
	Camp TRS	(blank)	0	9/11/2025		18.06
	Ostling 100800	(blank)	0	9/11/2025		300.00
	V4556015	(blank)	0	8/26/2025		5.00
	July 2025 100800	(blank)	0	8/26/2025		11,633.66
	100800 July TRS	(blank)	0	8/26/2025		186.34

Expenditure Summary Report

From Date: 8/21/2025
To Date: 9/16/2025

Vendor	Invoice	PO No.	Check No.	Check Date	Amount
MCLEAN CO UNIT DIST NO 5	100800 Payroll July	(blank)	0	8/26/2025	3,095.00
	V4392632	(blank)	0	8/26/2025	2,442.70
	V95558223	(blank)	0	8/26/2025	4,459.85
	100800 Visa 7/2025	(blank)	0	8/26/2025	17,749.01
	SP Rice-VB Camp	(blank)	0	8/26/2025	1,049.22
	V275051	(blank)	0	8/27/2025	303.69
MCLEAN CO UNIT DIST NO 5 Total					88,248.24
MCLEAN COUNTY ASPHALT CO, INC	82121	260020205	266861	9/3/2025	62.40
	82027	260020205	266861	9/3/2025	978.45
	81886	260020205	266861	9/3/2025	191.15
MCLEAN COUNTY ASPHALT CO, INC Total					1,232.00
MCLEAN COUNTY GLASS & MIRROR	60700	260020217	266752	8/25/2025	4,578.00
MCLEAN COUNTY GLASS & MIRROR Total					4,578.00
MCMORRIS, DAVID G	V28626525	(blank)	22738	9/9/2025	21.98
MCMORRIS, DAVID G Total					21.98
MENARDS LUMBER	66407	(blank)	49745	8/26/2025	8.97
	73981	260020222	266862	9/3/2025	125.37
	74020	260020222	266862	9/3/2025	47.43
	73510	260020192	266862	9/3/2025	18.48
	73513	260020192	266862	9/3/2025	55.46
	73202	260020166	266743	8/22/2025	40.27
	72972	260020166	266743	8/22/2025	53.43
	72781	260020166	266743	8/22/2025	117.66
	72508	260020166	266743	8/22/2025	102.18
	72412	260020166	266743	8/22/2025	68.90
	72428	260020166	266743	8/22/2025	58.88
	72480	260020166	266743	8/22/2025	98.10
	72332	260020166	266743	8/22/2025	40.97
	72362	260020166	266743	8/22/2025	50.95
	72213	260020166	266743	8/22/2025	5.92
	72241	260020166	266743	8/22/2025	68.97
	72104	260020166	266743	8/22/2025	24.58
	72112	260020166	266743	8/22/2025	117.44
	71983	260020166	266743	8/22/2025	87.79
	71909	260020166	266743	8/22/2025	72.20
	71660	260020166	266743	8/22/2025	160.60
	71545	260020166	266743	8/22/2025	130.88
	71410	260020166	266743	8/22/2025	20.35
71293	260020166	266743	8/22/2025	5.58	
71164	260020166	266743	8/22/2025	50.54	
71073	260020166	266743	8/22/2025	14.60	
70787	260020166	266743	8/22/2025	53.43	
70661	260020166	266743	8/22/2025	169.14	
70667	260020166	266743	8/22/2025	20.18	
70717	260020166	266743	8/22/2025	599.80	
MENARDS LUMBER Total					2,489.05
MERIDIAN PLANNERS	139752	(blank)	49244	8/25/2025	6,737.50
MERIDIAN PLANNERS Total					6,737.50
MERRITT, CHAD ALAN	DICKS 073125	260020167	266863	9/3/2025	182.08
MERRITT, CHAD ALAN Total					182.08
MESZAR, JILLIAN D	V41682722	(blank)	25471	9/5/2025	197.02
MESZAR, JILLIAN D Total					197.02

Expenditure Summary Report

From Date: 8/21/2025
To Date: 9/16/2025

Vendor	Invoice	PO No.	Check No.	Check Date	Amount	
METAMORA HIGH SCHOOL	GOLF BV NWHS 091225	263520043	266966	9/3/2025	450.00	
METAMORA HIGH SCHOOL Total					450.00	
METSKER, CATHERINE JANE	PJHS Invite Off 1	(blank)	22754	9/12/2025	125.00	
	Official 9/5/25	(blank)	49775	9/5/2025	125.00	
	XC Official Aug 30	(blank)	49250	8/27/2025	120.00	
METSKER, CATHERINE JANE Total					370.00	
MIDDLETON ASSOCIATES INC	AMEND44 1	260020199	266864	9/3/2025	5,328.75	
MIDDLETON ASSOCIATES INC Total					5,328.75	
MIDSTATE LAND SOLUTIONS LLC		1320	260020216	266865	9/3/2025	2,500.00
MIDSTATE LAND SOLUTIONS LLC Total					2,500.00	
MIDWEST CONSTRUCTION RENTALS	224605-1	260020220	266866	9/3/2025	30.75	
	223640-1	260020161	266866	9/3/2025	409.50	
	223873-1	260020161	266866	9/3/2025	68.25	
	223741-1	260020161	266866	9/3/2025	181.22	
	219500B-1	260020220	266866	9/3/2025	3,300.32	
MIDWEST CONSTRUCTION RENTALS Total					3,990.04	
MIDWEST EQUIPMENT II		817459	260020219	266867	9/3/2025	175.65
		815902	260020159	266867	9/3/2025	80.40
		815912	260020159	266867	9/3/2025	3.82
		814646	260020159	266867	9/3/2025	174.08
		813444	260020159	266867	9/3/2025	96.71
		813222	260020159	266867	9/3/2025	120.77
		813223	260020159	266867	9/3/2025	165.74
		812743	260020159	266867	9/3/2025	51.89
MIDWEST EQUIPMENT II Total					869.06	
MIER, ANGELA M	TPT SPEECH 072325	260090186	266868	9/3/2025	7.50	
MIER, ANGELA M Total					7.50	
MILES, LUCAS	MILES 2025 AUG	(blank)	266869	9/3/2025	6.72	
MILES, LUCAS Total					6.72	
MILLER JANITOR SUPPLY CO.		118932	2505508	266753	8/25/2025	80,099.34
MILLER JANITOR SUPPLY CO. Total					80,099.34	
MILLER JR, THOMAS	MILES 2025 AUGUST	(blank)	266870	9/3/2025	5.32	
MILLER JR, THOMAS Total					5.32	
MINDWORKS INNOVATIONS, INC.		224320	260070021	266744	8/22/2025	416.89
MINDWORKS INNOVATIONS, INC. Total					416.89	
MINERVA PROMOTIONS	107262	(blank)	49305	9/12/2025	213.00	
	107275	(blank)	49305	9/12/2025	189.00	
	107167	(blank)	22739	9/9/2025	403.00	
MINERVA PROMOTIONS Total					805.00	
MODGLIN, MARGARET KATHLEEN	Table Clothes	(blank)	49306	9/12/2025	38.79	
	WOF Drinks	(blank)	49306	9/12/2025	46.81	
MODGLIN, MARGARET KATHLEEN Total					85.60	
MOOK, STEPHANIE KAY	V58759150	(blank)	4245	8/22/2025	35.96	
MOOK, STEPHANIE KAY Total					35.96	

Expenditure Summary Report

From Date: 8/21/2025
To Date: 9/16/2025

Vendor	Invoice	PO No.	Check No.	Check Date	Amount
MORTON HIGH SCHOOL	VBALL F NCWHS 083025	263520028	266967	9/3/2025	200.00
	TENNIS G NCW 082325	263520032	266967	9/3/2025	75.00
MORTON HIGH SCHOOL Total					275.00
MUELLER, KELSEY RAE	PE supplies	(blank)	49285	9/9/2025	121.95
MUELLER, KELSEY RAE Total					121.95
MULLINS, KRISTIN ANN	V26363258	(blank)	15843	9/10/2025	126.74
MULLINS, KRISTIN ANN Total					126.74
MUSIC FOR ALL, INC.	PS-INV116579	263020076	266871	9/3/2025	125.00
MUSIC FOR ALL, INC. Total					125.00
MUTUAL WHEEL CO	8920193	260020218	266872	9/3/2025	381.64
MUTUAL WHEEL CO Total					381.64
NEGWER MATERIALS INC	SI247153	260020157	266873	9/3/2025	1,799.52
	SI247155	260020157	266873	9/3/2025	1,893.60
NEGWER MATERIALS INC Total					3,693.12
NELSON, JEFF	Official 9/5/25	(blank)	49776	9/5/2025	-
NELSON, JEFF Total					-
NELSON'S CATERING	V11519708	(blank)	3862	9/2/2025	760.00
NELSON'S CATERING Total					760.00
NEURORESTORATIVE IL	725-381373	260090193	266874	9/3/2025	37,130.47
NEURORESTORATIVE IL Total					37,130.47
NEWTON, JORDAN	REIMB DIAB ED 081425	260060068	266875	9/3/2025	45.00
NEWTON, JORDAN Total					45.00
NEWTON, MATTHEW	PJHS Inv Off 6	(blank)	22755	9/12/2025	125.00
NEWTON, MATTHEW Total					125.00
NICASIO, MARIANA	REIM JJOHNS 082025	262020003	266876	9/3/2025	324.95
NICASIO, MARIANA Total					324.95
NICHOLS, LISA L'HOTE	HoCo Candy	(blank)	49307	9/12/2025	24.98
	HoCo Supply	(blank)	49285	9/9/2025	14.68
	Projector Cart	(blank)	49251	8/27/2025	18.16
NICHOLS, LISA L'HOTE Total					57.82
NICOR GAS	V23265123	260010026	266968	9/3/2025	1,411.81
NICOR GAS Total					1,411.81
NORMAL COMMUNITY HIGH SCHOOL	CC B JV NWHS 102725	263520053	266969	9/3/2025	50.00
	CC G JV NWHS 102725	263520053	266969	9/3/2025	50.00
NORMAL COMMUNITY HIGH SCHOOL Total					100.00
NORMAL WEST HIGH SCHOOL	HoCo Cash Box	(blank)	49285	9/9/2025	200.00
	BIG 12 25-26	263510055	266970	9/3/2025	800.00
NORMAL WEST HIGH SCHOOL Total					1,000.00
NORMALITE NEWSPAPER	Quill Fall 2025	(blank)	5193	9/5/2025	29.95
NORMALITE NEWSPAPER Total					29.95
NORTON, ANDREA NICOLE	V63843240	(blank)	6492	9/11/2025	4,578.81
NORTON, ANDREA NICOLE Total					4,578.81

Expenditure Summary Report

From Date: 8/21/2025
To Date: 9/16/2025

Vendor	Invoice	PO No.	Check No.	Check Date	Amount
NORTON, JEFF	PJHS Invite Off 12	(blank)	22756	9/12/2025	125.00
	Coed invite 9/5/25	(blank)	49793	9/11/2025	125.00
NORTON, JEFF Total					250.00
NOURIE, JULIE	V95309326	(blank)	22740	9/9/2025	17.57
NOURIE, JULIE Total					17.57
NYBAKKE VACUUM SHOP, INC	80825555-3	260020170	266877	9/3/2025	39.98
NYBAKKE VACUUM SHOP, INC Total					39.98
OAK BROS TREE CYCLE LLC	1012354489	260020215	266878	9/3/2025	1,000.00
	1012354394	260020178	266745	8/22/2025	1,650.00
	1012354391	260020178	266745	8/22/2025	220.00
	1012354290	260020178	266745	8/22/2025	136.00
	1012354270	260020178	266745	8/22/2025	550.00
OAK BROS TREE CYCLE LLC Total					3,556.00
O'FALLON TOWNSHIP HIGH SCHOOL	2025 MEBKC	(blank)	49746	8/26/2025	200.00
O'FALLON TOWNSHIP HIGH SCHOOL Total					200.00
PABST, REBECCA J	V29616352	(blank)	22732	8/25/2025	29.11
	V66206994	(blank)	22732	8/25/2025	15.34
PABST, REBECCA J Total					44.45
PARKSIDE JUNIOR HIGH SCHOOL	V21476770	(blank)	22741	9/9/2025	400.00
	CJHS CC COED 090625	262500016	266971	9/3/2025	100.00
	EJHS CC COED 090625	262500016	266971	9/3/2025	100.00
	KJHS CC COED 090625	262500016	266971	9/3/2025	100.00
PARKSIDE JUNIOR HIGH SCHOOL Total					700.00
PARTS DEPOT	291200	260020228	266879	9/3/2025	170.97
	291052	260020228	266879	9/3/2025	73.99
PARTS DEPOT Total					244.96
PARTS TOWN, LLC	2106518607	260020227	266880	9/3/2025	253.70
	2106518608	260020227	266880	9/3/2025	668.16
	2106518609	260020227	266880	9/3/2025	190.76
PARTS TOWN, LLC Total					1,112.62
PASEWALD, HEATHER N S	MILES 2025 AUG	(blank)	266881	9/3/2025	10.64
PASEWALD, HEATHER N S Total					10.64
PAUL'S UPHOLSTERY	2098	260020243	266882	9/3/2025	3,824.00
PAUL'S UPHOLSTERY Total					3,824.00
PAVILION	MCLEAN CUSD5 MAY 25	260090184	266883	9/3/2025	330.00
PAVILION Total					330.00
PEARSON	29303447	260080123	266884	9/3/2025	4,250.00
	29330221	260080123	266884	9/3/2025	3,672.90
PEARSON Total					7,922.90
PEKIN COMMUNITY HIGH SCHOOL	GOLF B V NWHS 091925	263520040	266972	9/3/2025	400.00
PEKIN COMMUNITY HIGH SCHOOL Total					400.00
PENDLETON, TARA D	F25	(blank)	49747	8/26/2025	1,915.92
	FMP t-shirts	(blank)	49747	8/26/2025	456.00
PENDLETON, TARA D Total					2,371.92

Expenditure Summary Report

From Date: 8/21/2025
To Date: 9/16/2025

Vendor	Invoice	PO No.	Check No.	Check Date	Amount
PENNINGTON, KRISTINE D	HOMEDEPOT TAPE 82025	260110010	266885	9/3/2025	77.84
PENNINGTON, KRISTINE D Total					77.84
PEORIA NOTRE DAME HIGH SCHOOL	SOCCER B NWHS 101725	263520048	266973	9/3/2025	350.00
PEORIA NOTRE DAME HIGH SCHOOL Total					350.00
PEORIA RICHWOODS H.S.	GOLF GV NWHS 090325	263520054	266757	8/28/2025	250.00
PEORIA RICHWOODS H.S. Total					250.00
PEPSI COLA GENERAL BOT, INC	13502003	(blank)	49794	9/11/2025	1,629.27
	22350006	(blank)	49777	9/5/2025	1,124.09
	V22206318	(blank)	25476	9/5/2025	730.53
	V60928030	(blank)	25466	8/27/2025	1,781.14
	43598003	(blank)	49748	8/26/2025	1,532.58
PEPSI COLA GENERAL BOT, INC Total					6,797.61
Perumandla, Swetha	MILES 2025 AUGUST	(blank)	266886	9/3/2025	5.32
Perumandla, Swetha Total					5.32
PETERS, AUSTIN CHARLES	XC Invite Entries	(blank)	49765	8/28/2025	135.00
PETERS, AUSTIN CHARLES Total					135.00
PETERS, SCOTT D	V80608677	(blank)	4248	9/16/2025	110.00
	V84035190	(blank)	4244	8/21/2025	104.84
PETERS, SCOTT D Total					214.84
PETERSON, KAILEY A	Art Club Snacks	(blank)	49308	9/12/2025	37.02
PETERSON, KAILEY A Total					37.02
PIPCO COMPANIES, LTD	77243	260020229	266887	9/3/2025	765.82
	77056	260020229	266887	9/3/2025	4,255.00
	77057	260020229	266887	9/3/2025	700.00
PIPCO COMPANIES, LTD Total					5,720.82
PLEASANT PLAINES HIGH SCHOOL	VBALL NCWHS 101125	263520025	266974	9/3/2025	175.00
PLEASANT PLAINES HIGH SCHOOL Total					175.00
PLOPPER, CANDACE	Free Exemption	(blank)	266888	9/3/2025	215.00
PLOPPER, CANDACE Total					215.00
PONTIAC TWP HSD #90	GOLF B V NWHS 092525	263520042	266975	9/3/2025	200.00
	GOLF GV NWHS 091825	263520060	266975	9/3/2025	200.00
PONTIAC TWP HSD #90 Total					400.00
PRAIRIE SIGNS	60628	(blank)	49749	8/26/2025	398.00
PRAIRIE SIGNS Total					398.00
PRIMO, ABAGAIL EMMA	HoCo Decor Supplies	(blank)	49285	9/9/2025	62.38
	Tire	(blank)	49261	9/2/2025	75.00
	LAB SUPPLIES 082025	263020074	266889	9/3/2025	39.98
PRIMO, ABAGAIL EMMA Total					177.36
PRO-ED	3097063	260090134	266890	9/3/2025	2,066.90
PRO-ED Total					2,066.90
PROFESSIONAL ELECTRIC MOTOR REPAIR	76209	260020214	266891	9/3/2025	44.44
PROFESSIONAL ELECTRIC MOTOR REPAIR Total					44.44

Expenditure Summary Report

From Date: 8/21/2025
To Date: 9/16/2025

Vendor	Invoice	PO No.	Check No.	Check Date	Amount
PROSSER, STANLEY	PJHS Inv Off 3	(blank)	22757	9/12/2025	125.00
PROSSER, STANLEY Total					125.00
PUCKETT, JOHN D	CLOTHES ALLOW 081925	260020193	266892	9/3/2025	209.81
PUCKETT, JOHN D Total					209.81
PUMMILL, MELISSA E	Coffee/School store	(blank)	49778	9/5/2025	472.88
PUMMILL, MELISSA E Total					472.88
PURITAN SPRINGS	Sept 4 Statement	(blank)	49319	9/16/2025	205.49
	V492183	(blank)	5317	8/29/2025	67.74
PURITAN SPRINGS Total					273.23
QUATTRO, TRACY JEAN	V55831371	(blank)	6252	9/2/2025	107.27
QUATTRO, TRACY JEAN Total					107.27
QUILL CORPORATION	45327734	262030021	266893	9/3/2025	138.77
QUILL CORPORATION Total					138.77
RACKAUSKAS, JARROD ANTHONY	Esports Misc	(blank)	49309	9/12/2025	121.10
RACKAUSKAS, JARROD ANTHONY Total					121.10
RATCLIFFE, JEFFERY ALLEN	REIM HOMEDEP 081425	260020195	266894	9/3/2025	71.32
RATCLIFFE, JEFFERY ALLEN Total					71.32
RAVENSBERG INCORPORATED	40116s	260020240	266762	8/28/2025	10,670.65
RAVENSBERG INCORPORATED Total					10,670.65
READ'S SPORTING GOODS	B 5435	(blank)	49795	9/11/2025	29.95
	B 5482	(blank)	49795	9/11/2025	1,910.00
	V1638840	(blank)	25475	9/5/2025	35.85
	V98358061	(blank)	7169	9/5/2025	110.00
	V23366501	(blank)	15837	9/2/2025	119.90
	V1303195	(blank)	7165	8/27/2025	339.65
	4942	(blank)	22733	8/25/2025	162.10
READ'S SPORTING GOODS Total					2,707.45
REGIONAL OFFICE OF EDUCATION #17	1002600159	260070030	266895	9/3/2025	980.00
	1002500466	260020292	266985	9/11/2025	128,977.60
REGIONAL OFFICE OF EDUCATION #17 Total					129,957.60
REPUBLIC SERVICES - #368	0368-001158532	260010003	266896	9/3/2025	7,977.07
	0368-001158532 A	260020253	266896	9/3/2025	2,761.79
REPUBLIC SERVICES - #368 Total					10,738.86
REVTRAK	V28360320	(blank)	0	9/2/2025	4.13
	V68104600	(blank)	0	8/26/2025	53.87
REVTRAK Total					58.00
RHODE, JAMES M	PJHS Invite Off 2	(blank)	22758	9/12/2025	125.00
RHODE, JAMES M Total					125.00
RICHARDS BUILDING SUPPLY CO	053-0007813555-001	260020235	266897	9/3/2025	156.29
RICHARDS BUILDING SUPPLY CO Total					156.29
RIDDELL ALL AMERICAN	952414369	(blank)	49252	8/27/2025	431.45
	952408528	(blank)	49245	8/25/2025	848.64
RIDDELL ALL AMERICAN Total					1,280.09

Expenditure Summary Report

From Date: 8/21/2025
To Date: 9/16/2025

Vendor	Invoice	PO No.	Check No.	Check Date	Amount
RIENTS, JENNIFER	MILES2025May	(blank)	266898	9/3/2025	153.16
RIENTS, JENNIFER Total					153.16
RILEY, SARA M	MILES 2025 AUG	(blank)	266899	9/3/2025	56.00
RILEY, SARA M Total					56.00
RIPKA, DEIDRE D	DTREE 082625	260080139	266900	9/3/2025	64.25
RIPKA, DEIDRE D Total					64.25
ROCHESTER 100 INC	V38873412	(blank)	7365	8/21/2025	412.50
ROCHESTER 100 INC Total					412.50
ROGERS SUPPLY COMPANY INC	BL068857	260020236	266901	9/3/2025	216.66
	BL068767	260020236	266901	9/3/2025	41.62
	BL068737	260020236	266901	9/3/2025	14.74
	BL068105	260020236	266901	9/3/2025	39.64
	BL067562	260020236	266901	9/3/2025	37.14
ROGERS SUPPLY COMPANY INC Total					349.80
ROGERS, GREG	XC Food	(blank)	49285	9/9/2025	141.78
	XC Supplies	(blank)	49253	8/27/2025	54.70
ROGERS, GREG Total					196.48
RON SMITH PRINTING COMPANY	160668	(blank)	49796	9/11/2025	254.00
RON SMITH PRINTING COMPANY Total					254.00
Rosenberger, Sheryl L	V21571877	(blank)	7173	9/12/2025	19.98
Rosenberger, Sheryl L Total					19.98
RP LUMBER COMPANY, INC	4082196	260020027	266902	9/3/2025	47.52
	4066074	260020027	266902	9/3/2025	171.71
	4053237	260020027	266902	9/3/2025	264.49
	4045604	260020027	266902	9/3/2025	122.54
	4046405	260020027	266902	9/3/2025	121.98
	4038070	260020027	266902	9/3/2025	211.38
	4035175	260020027	266902	9/3/2025	220.32
	4035195	260020027	266902	9/3/2025	42.87
	4006398	260020027	266902	9/3/2025	25.00
	4006229	260020028	266763	8/28/2025	150.67
	3968280	260020028	266763	8/28/2025	62.14
	3950761	260020028	266763	8/28/2025	311.43
	3919837	260020028	266763	8/28/2025	834.37
	3868045	260020028	266763	8/28/2025	117.59
	3858418	260020028	266763	8/28/2025	48.98
RP LUMBER COMPANY, INC Total					2,752.99
RUMPS, JAMES	Equipment	(blank)	49320	9/16/2025	1,441.60
RUMPS, JAMES Total					1,441.60
RW VANDEGRAFT	4710	260020175	266903	9/3/2025	6,876.00
RW VANDEGRAFT Total					6,876.00
S & S BUILDERS HARDWARE CO	586502	260020239	266904	9/3/2025	6,687.40
	586526	260020239	266904	9/3/2025	5,550.25
	587485	260020239	266904	9/3/2025	414.75
	587383	260020239	266904	9/3/2025	519.75
S & S BUILDERS HARDWARE CO Total					13,172.15
SACRED HEART-GRIFFIN H.S.	VBALL F NWHS 091325	263520045	266976	9/3/2025	150.00

Expenditure Summary Report

From Date: 8/21/2025
To Date: 9/16/2025

Vendor	Invoice	PO No.	Check No.	Check Date	Amount
SACRED HEART-GRIFFIN H.S. Total					150.00
SANDERS, ERIN E	V1600550	(blank)	3195	9/16/2025	15.00
SANDERS, ERIN E Total					15.00
SCHAFFER, KENDRA	V57386141	(blank)	22742	9/9/2025	39.75
SCHAFFER, KENDRA Total					39.75
SCHOOL DATEBOOKS	V850292	(blank)	5318	9/5/2025	397.90
SCHOOL DATEBOOKS Total					397.90
SCHOOL HEALTH CORPORATION	CINV000273501	263510048	266905	9/3/2025	208.77
	CINV000259407	263510048	266905	9/3/2025	1,704.57
SCHOOL HEALTH CORPORATION Total					1,913.34
SCHOOL SPECIALTY	2.08136E+11	261230008	266906	9/3/2025	437.56
SCHOOL SPECIALTY Total					437.56
SCHULTZ, BRYAN CHRISTOPHER	REIMB DIAB ED 081425	260060069	266907	9/3/2025	45.00
SCHULTZ, BRYAN CHRISTOPHER Total					45.00
SCOTT, BRIDGET	V13457627	(blank)	3194	9/11/2025	271.63
SCOTT, BRIDGET Total					271.63
Sebeny, Janel Nichole	MILES2025August	(blank)	266908	9/3/2025	69.02
Sebeny, Janel Nichole Total					69.02
SECURLY, INC.	143614	260070024	266909	9/3/2025	1,634.00
SECURLY, INC. Total					1,634.00
SELECT SCREEN PRINTS	12447	(blank)	49797	9/11/2025	305.00
	V23217609	(blank)	25474	9/5/2025	350.00
	V36855719	(blank)	25469	9/5/2025	104.00
	V31768378	(blank)	15842	9/5/2025	1,410.00
	12466	(blank)	49262	9/2/2025	134.00
	V71195324	(blank)	25467	8/28/2025	3,390.00
	V87016569	(blank)	25468	8/28/2025	1,872.00
	11515	(blank)	49262	9/2/2025	486.00
	11576	(blank)	49262	9/2/2025	87.75
	12320	(blank)	49262	9/2/2025	450.00
	12370	(blank)	49750	8/26/2025	195.00
	12256	260020194	266910	9/3/2025	602.50
	12343	260020225	266910	9/3/2025	3,794.00
	SELECT SCREEN PRINTS Total				
SERENDIPITY DESIGNS	Coaches Wives Gear	(blank)	49729	8/21/2025	686.00
SERENDIPITY DESIGNS Total					686.00
SERV-U RESTAURANT & BAR SUPPLY	881175	260030032	266911	9/3/2025	2.25
	881165	260030024	266911	9/3/2025	429.72
	881144	260030023	266911	9/3/2025	480.09
	881143	260030025	266911	9/3/2025	617.40
SERV-U RESTAURANT & BAR SUPPLY Total					1,529.46
SHANKS, KATHERINE ALICE	BTB AMAZON 072725	260090182	266912	9/3/2025	746.35
SHANKS, KATHERINE ALICE Total					746.35
SHAWN MCCUSKER	25-1006	260080142	266913	9/3/2025	2,500.00
SHAWN MCCUSKER Total					2,500.00

Expenditure Summary Report

From Date: 8/21/2025
To Date: 9/16/2025

Vendor	Invoice	PO No.	Check No.	Check Date	Amount	
SHERWIN WILLIAMS COMPANY						
	4299-2	260020021	266914	9/3/2025	12.02	
	4543-9	260020021	266914	9/3/2025	12.74	
	5272-5	260020021	266914	9/3/2025	98.58	
	5277-4	260020021	266914	9/3/2025	650.44	
	1949-0	260020021	266914	9/3/2025	3,842.70	
	4093-9	260020021	266914	9/3/2025	37.51	
	4225-3	260020021	266914	9/3/2025	167.41	
	4226-1	260020021	266914	9/3/2025	66.46	
	4897-0	260020021	266914	9/3/2025	1,079.85	
	4900-2	260020021	266914	9/3/2025	600.00	
	4901-0	260020021	266914	9/3/2025	1,921.35	
	1713-0	260020021	266914	9/3/2025	643.50	
	1714-8	260020021	266914	9/3/2025	130.50	
	4812-9	260020021	266914	9/3/2025	338.99	
	3905-5	260020021	266914	9/3/2025	3.37	
	3907-1	260020021	266914	9/3/2025	229.95	
	3993-7	260020021	266914	9/3/2025	36.01	
	3843-8	260020021	266914	9/3/2025	232.79	
	4677-6	260020021	266914	9/3/2025	48.71	
	3742-2	260020021	266914	9/3/2025	130.69	
	3753-5	260020021	266914	9/3/2025	51.69	
	3713-9	260020021	266914	9/3/2025	40.71	
	3635-4	260020021	266914	9/3/2025	102.06	
	3662-2	260020021	266914	9/3/2025	34.01	
	1201-6	260020021	266914	9/3/2025	55.39	
	3585-5	260020021	266914	9/3/2025	359.70	
	4250-2	260020021	266914	9/3/2025	93.65	
	3553-3	260020021	266914	9/3/2025	8.54	
	3556-6	260020021	266914	9/3/2025	55.79	
	4186-8	260020021	266914	9/3/2025	6,232.34	
SHERWIN WILLIAMS COMPANY Total					17,317.45	
SHIFFLER EQUIPMENT SALES INC						
	10026060-00	260020238	266764	8/28/2025	210.18	
SHIFFLER EQUIPMENT SALES INC Total					210.18	
SHIRT TECH						
		1218 (blank)	49321	9/16/2025	1,160.00	
		1212 (blank)	49766	8/28/2025	127.00	
SHIRT TECH Total					1,287.00	
SIKES, JENNIFER ANN						
	V22174093	(blank)	2746	9/11/2025	6.99	
SIKES, JENNIFER ANN Total					6.99	
SITEONE LANDSCAPE SUPPLY, LLC						
	157109000-001	260020232	266915	9/3/2025	823.63	
	155291601-001	260020233	266765	8/28/2025	83.95	
	154452122-001	260020233	266765	8/28/2025	145.97	
SITEONE LANDSCAPE SUPPLY, LLC Total					1,053.55	
SNO SITES						
		57300	260080128	266916	9/3/2025	1,077.50
SNO SITES Total					1,077.50	
SOUNDSATIONS						
		1928 (blank)	49285	9/9/2025	1,000.00	
SOUNDSATIONS Total					1,000.00	
SPARK CREATIVITY						
		4	260080122	266917	9/3/2025	10,000.00
SPARK CREATIVITY Total					10,000.00	
SPHERO						
		246598	260080057	266918	9/3/2025	1,070.12
SPHERO Total					1,070.12	

Expenditure Summary Report

From Date: 8/21/2025
To Date: 9/16/2025

Vendor	Invoice	PO No.	Check No.	Check Date	Amount
SPRINGWOOD, CHERYL	REIM SUPPLIES 082625	262010011	266919	9/3/2025	84.12
SPRINGWOOD, CHERYL Total					84.12
STEGEMANN, ERIC S	MENARDS NAIL KIT	262040004	266920	9/3/2025	27.86
STEGEMANN, ERIC S Total					27.86
STEVEN STATZ	REIM KEYS 0825	262010012	266921	9/3/2025	48.69
STEVEN STATZ Total					48.69
STEVENS, LAURA A	V70771696	(blank)	25463	8/26/2025	40.67
STEVENS, LAURA A Total					40.67
STRATMAN, ERIC	SOCCER B NWHS 092525	263520049	266977	9/3/2025	450.00
STRATMAN, ERIC Total					450.00
STUARD & ASSOCIATES, INC	54855	260020156	266922	9/3/2025	165.00
	54702	260020245	266922	9/3/2025	165.00
STUARD & ASSOCIATES, INC Total					330.00
SUCCESS BY DESIGN, INC.	V6638498	(blank)	4243	8/21/2025	996.57
SUCCESS BY DESIGN, INC. Total					996.57
SUNBELT RENTALS INC	172404360-0001	260020241	266923	9/3/2025	758.10
	171304621-0001	260020241	266923	9/3/2025	3,130.44
	171641997-0001	260020241	266923	9/3/2025	1,055.00
	171790212-0001	260020241	266923	9/3/2025	1,670.00
	172152810-0001	260020241	266923	9/3/2025	140.98
	172157313-0001	260020241	266923	9/3/2025	80.99
	171892072-0001	260020241	266923	9/3/2025	2,211.10
	171343001-0001	260020241	266923	9/3/2025	2,041.25
	171795340-0001	260020241	266923	9/3/2025	790.00
SUNBELT RENTALS INC Total					11,877.86
SUNNET HOLDCO 2024	905699839	260010068	266746	8/22/2025	2,155.88
	905699836	260010068	266746	8/22/2025	1,979.26
	905699837	260010068	266746	8/22/2025	896.58
	905699838	260010068	266746	8/22/2025	1,027.03
	905700603	260010068	266746	8/22/2025	346.78
SUNNET HOLDCO 2024 Total					6,405.53
SYKES, DANIEL	Camp Coach	(blank)	49751	8/26/2025	132.00
SYKES, DANIEL Total					132.00
TEAM AUTOMOTIVE AND TIRE	7836563	260020171	266924	9/3/2025	150.00
	7836521	260020171	266924	9/3/2025	616.79
TEAM AUTOMOTIVE AND TIRE Total					766.79
TEMPLES, WESLEY G	MILES 2025 AUG	(blank)	266925	9/3/2025	65.80
TEMPLES, WESLEY G Total					65.80
TENNANT SALES AND SERVICE COMPANY	921359084	260020296	266986	9/11/2025	170.20
	921359085	260020296	266986	9/11/2025	34.20
	921296850	260020296	266986	9/11/2025	136.00
TENNANT SALES AND SERVICE COMPANY Total					340.40
TENUTA, GINA JOHANNA	V87224952	(blank)	9583	9/16/2025	15.00
TENUTA, GINA JOHANNA Total					15.00

Expenditure Summary Report

From Date: 8/21/2025
To Date: 9/16/2025

Vendor	Invoice	PO No.	Check No.	Check Date	Amount
THE BIRD NEST	V24860839	(blank)	15834	8/27/2025	1,355.00
THE BIRD NEST Total					1,355.00
THE DEN AT FOX CREEK	182125	263520050	266978	9/3/2025	778.00
THE DEN AT FOX CREEK Total					778.00
THE LIFEGUARD STORE	001545005	(blank)	49322	9/16/2025	63.00
	001540118	(blank)	49285	9/9/2025	1,083.21
THE LIFEGUARD STORE Total					1,146.21
THE MUSIC SHOPPE, INC	V78342289	(blank)	2747	9/11/2025	405.00
	V91424031	(blank)	15838	9/2/2025	1,556.94
THE MUSIC SHOPPE, INC Total					1,961.94
THERMOSYSTEMS LLC	SI0006480	260020237	266926	9/3/2025	708.08
THERMOSYSTEMS LLC Total					708.08
THOMAS, LAURA L	REIM CRAFTED 081925	260080133	266927	9/3/2025	122.15
THOMAS, LAURA L Total					122.15
TK ELEVATOR CORP	6000814686	260020250	266928	9/3/2025	39,250.00
	3008685929	260020244	266928	9/3/2025	3,256.89
TK ELEVATOR CORP Total					42,506.89
T-MOBILE	STMT 0825 CUST	260020003	266988	9/11/2025	1,264.14
	STMT 0825 CELL	260020004	266988	9/11/2025	8,637.64
	STMT 0825 HS	260040001	266988	9/11/2025	773.67
T-MOBILE Total					10,675.45
TOHME, RACHEL A	JEWEL 081525	263020061	266929	9/3/2025	37.32
TOHME, RACHEL A Total					37.32
TOMERA, ANNA ELIZABETH	Extra Yearbooks	(blank)	49285	9/9/2025	140.00
TOMERA, ANNA ELIZABETH Total					140.00
TOPPING, ELIZABETH E	Props for Musical	(blank)	49767	8/28/2025	101.93
TOPPING, ELIZABETH E Total					101.93
TOWANDA WATER DEPARTMENT	STMT 0825	260010001	266930	9/3/2025	124.14
TOWANDA WATER DEPARTMENT Total					124.14
TOWN OF NORMAL - UTILITY BILLING	STMT 0825	260010031	266758	8/28/2025	91.69
	STMT 0825 A	260010031	266979	9/3/2025	161.93
TOWN OF NORMAL - UTILITY BILLING Total					253.62
TRIEZENBERG, THOMAS N	V96170791	(blank)	15844	9/10/2025	234.22
TRIEZENBERG, THOMAS N Total					234.22
TUSING, ANGELA	V53979902	(blank)	25464	8/26/2025	51.84
TUSING, ANGELA Total					51.84
TWIN SUPPLIES, LTD.	15837M	260020198	266931	9/3/2025	15,935.00
	15386F	260020198	266931	9/3/2025	2,149.08
	15794E	260020204	266931	9/3/2025	19,972.00
	15407G	260020198	266931	9/3/2025	1,316.00
TWIN SUPPLIES, LTD. Total					39,372.08
UNIT 5 DECKER INDUSTRIES	V88719851	(blank)	7174	9/12/2025	220.50
	V71067810	(blank)	3863	9/2/2025	80.04

Expenditure Summary Report

From Date: 8/21/2025
To Date: 9/16/2025

Vendor	Invoice	PO No.	Check No.	Check Date	Amount
UNIT 5 DECKER INDUSTRIES Total					300.54
UNIT 5 VOCATIONAL TRAINING CTR/DECK	V60663887	(blank)	4249	9/16/2025	6.67
	103 SUMMER 2025	261100002	266932	9/3/2025	10.50
	104 SUMMER 2025	261100002	266932	9/3/2025	7.00
	105 2025	261100003	266932	9/3/2025	66.70
UNIT 5 VOCATIONAL TRAINING CTR/DECK Total					90.87
UNITED PIPE & SUPPLY CO, INC	3416384	260020247	266933	9/3/2025	1,131.17
	3416128	260020247	266933	9/3/2025	135.45
	3412189	260020247	266933	9/3/2025	171.61
UNITED PIPE & SUPPLY CO, INC Total					1,438.23
UNIVERSITY HIGH SCHOOL	GOLF GV NWHS 090425	263520056	266759	8/28/2025	275.00
	GOLF B NWHS 092625	263520038	266980	9/3/2025	275.00
UNIVERSITY HIGH SCHOOL Total					550.00
UNSBEE, CATHERINE B	Table Clothes	(blank)	49323	9/16/2025	9.77
	WOF doughnuts	(blank)	49323	9/16/2025	54.00
UNSBEE, CATHERINE B Total					63.77
US MECHANICAL SERVICES, INC	31124	260020248	266934	9/3/2025	1,094.64
	31125	260020248	266934	9/3/2025	794.00
US MECHANICAL SERVICES, INC Total					1,888.64
VAN DE LOO, DARIA T	V72660577	(blank)	15845	9/10/2025	131.45
	V59340743	(blank)	15835	8/27/2025	121.75
VAN DE LOO, DARIA T Total					253.20
Varner, Julie A	V75653514	(blank)	9585	9/16/2025	122.35
Varner, Julie A Total					122.35
VARSIY SPIRIT	V39652706	(blank)	7175	9/12/2025	3,081.20
	14937073	(blank)	22734	8/25/2025	2,748.95
VARSIY SPIRIT Total					5,830.15
VEMULA, SRILAXMI	MILES 2025 AUGUST	(blank)	266935	9/3/2025	5.32
VEMULA, SRILAXMI Total					5.32
VESTIS SERVICES, LLC	6130648706	260020249	266936	9/3/2025	18.40
	6130647873	260020249	266936	9/3/2025	29.50
	6130647132	260020249	266936	9/3/2025	37.00
	6130647133	260020249	266936	9/3/2025	21.20
	6130646357	260020249	266936	9/3/2025	22.50
	6130646382	260020249	266936	9/3/2025	3.00
	6130645793	260020249	266936	9/3/2025	13.40
	6130640298	260020249	266936	9/3/2025	74.00
	6130640299	260020249	266936	9/3/2025	42.40
	6130640302	260020249	266936	9/3/2025	8.80
	6130638374	260020249	266936	9/3/2025	5.60
	6130638375	260020249	266936	9/3/2025	17.20
	6130638400	260020249	266936	9/3/2025	14.40
	6130637615	260020249	266936	9/3/2025	29.50
	6130637680	260020249	266936	9/3/2025	25.60
	6130635002	260020249	266936	9/3/2025	11.60
	6130635030	260020249	266936	9/3/2025	12.40
	6130636897	260020249	266936	9/3/2025	20.80
	6130636898	260020249	266936	9/3/2025	21.20
	6130636907	260020249	266936	9/3/2025	37.00

Expenditure Summary Report

From Date: 8/21/2025
To Date: 9/16/2025

Vendor	Invoice	PO No.	Check No.	Check Date	Amount
VESTIS SERVICES, LLC	6130636936	260020249	266936	9/3/2025	20.40
	6130636128	260020249	266936	9/3/2025	22.50
	6130635570	260020249	266936	9/3/2025	25.01
	6130635596	260020249	266936	9/3/2025	25.01
	6130635597	260020249	266936	9/3/2025	13.40
VESTIS SERVICES, LLC Total					571.82
VETERANS FLOORS INC.	3016	260020176	266747	8/22/2025	7,280.00
	3026	260020176	266747	8/22/2025	1,710.00
	3027	260020176	266747	8/22/2025	1,615.00
	3028	260020176	266747	8/22/2025	7,865.00
	3014	260020176	266747	8/22/2025	3,940.00
	3015	260020176	266747	8/22/2025	2,475.00
	2892	260020176	266747	8/22/2025	1,710.00
2901	260020176	266747	8/22/2025	1,570.00	
VETERANS FLOORS INC. Total					28,165.00
VEX ROBOTICS, INC.	822119	263010015	266937	9/3/2025	1,093.60
VEX ROBOTICS, INC. Total					1,093.60
WALKER, LUCINDA K	MILES 2025 AUGUST	(blank)	266938	9/3/2025	5.32
WALKER, LUCINDA K Total					5.32
WALKER, VALENTINE S	Sams purchase	(blank)	49285	9/9/2025	297.00
WALKER, VALENTINE S Total					297.00
WALTERS, MCKINSEY	Train PJHS 2	(blank)	22759	9/12/2025	135.00
WALTERS, MCKINSEY Total					135.00
WARD'S NATURAL SCIENCE EST.	8819689275	260080065	266939	9/3/2025	302.81
	8819689276	260080065	266939	9/3/2025	142.84
WARD'S NATURAL SCIENCE EST. Total					445.65
WASHINGTON MIDDLE SCHOOL - WASHINGTON IL	CC B G 090225	262500012	266754	8/25/2025	140.00
WASHINGTON MIDDLE SCHOOL - WASHINGTON IL Total					140.00
WATTS COPY SYSTEMS, INC. - LEASING	40022692	260010023	266987	9/11/2025	12,161.77
	39999446	260010022	266940	9/3/2025	47,402.77
	39892504	260010020	266766	8/28/2025	2,647.70
WATTS COPY SYSTEMS, INC. - LEASING Total					62,212.24
WEBER, DAVID JONATHAN	Check Reissue	(blank)	49285	9/9/2025	99.00
WEBER, DAVID JONATHAN Total					99.00
WELDSTAR COMPANY	2431232	260080134	266941	9/3/2025	201.74
WELDSTAR COMPANY Total					201.74
WHEELER, KATELYNN ELIZABETH	Class rewards 8/25	(blank)	49779	9/5/2025	149.44
WHEELER, KATELYNN ELIZABETH Total					149.44
WHITE, VILMA B	MILES 2025 AUGUST	(blank)	266942	9/3/2025	5.32
WHITE, VILMA B Total					5.32
WHITNEY DANIELS DESIGNS	V555033	(blank)	5320	9/15/2025	1,035.00
WHITNEY DANIELS DESIGNS Total					1,035.00
WILCOX ELECTRIC & SERVICES INC.	251721	260020246	266943	9/3/2025	1,125.00
WILCOX ELECTRIC & SERVICES INC. Total					1,125.00

Expenditure Summary Report

From Date: 8/21/2025
To Date: 9/16/2025

Vendor	Invoice	PO No.	Check No.	Check Date	Amount
WILCOX, HEATHER A	CLOTHES WILDCO 82225	260020226	266944	9/3/2025	209.81
WILCOX, HEATHER A Total					209.81
WILD COUNTRY	1355 (blank)		49798	9/11/2025	780.00
WILD COUNTRY Total					780.00
WILLIAMS, MEGAN K	Summer Camp 8/25	(blank)	49730	8/21/2025	1,220.00
WILLIAMS, MEGAN K Total					1,220.00
WILLIAMS, SKIP	V49410058	(blank)	25477	9/11/2025	367.94
WILLIAMS, SKIP Total					367.94
WILSON, COLLEEN	PJHS Inv Off 8	(blank)	22760	9/12/2025	125.00
	XC Official Aug 30 2	(blank)	49254	8/27/2025	120.00
WILSON, COLLEEN Total					245.00
WINKLE, KAITLIN	Table Paint	(blank)	49310	9/12/2025	24.98
WINKLE, KAITLIN Total					24.98
WINSUPPLY	387889-01	260020255	266945	9/3/2025	272.38
	387740	260020179	266945	9/3/2025	1,323.20
	387384	260020179	266945	9/3/2025	140.25
	387516	260020179	266945	9/3/2025	46.21
	387534	260020179	266945	9/3/2025	127.22
	387377	260020179	266945	9/3/2025	120.94
	387169	260020179	266945	9/3/2025	118.17
	386965	260020179	266945	9/3/2025	12.55
WINSUPPLY Total					2,160.92
WOLTERS, CHELSEA LAMAR	V722515	(blank)	5321	9/15/2025	73.72
WOLTERS, CHELSEA LAMAR Total					73.72
XEROX IT SOLUTIONS	7062729	260040073	266946	9/3/2025	170.00
XEROX IT SOLUTIONS Total					170.00
YERKE, MOLLY	MILES2025August	(blank)	266947	9/3/2025	14.42
YERKE, MOLLY Total					14.42
Yokel, Cory D	V10582374	(blank)	25473	9/5/2025	420.00
	V82326841	(blank)	25473	9/5/2025	150.00
Yokel, Cory D Total					570.00
YOUR JUST JEALOUS INC.	000083	(blank)	49246	8/25/2025	280.00
YOUR JUST JEALOUS INC. Total					280.00
ZIMMERMAN, CLAIRE CHRISTINE	Clothing JW	(blank)	49324	9/16/2025	55.96
	VTAP half day sales	(blank)	49311	9/12/2025	235.48
	Vending Sept 1	(blank)	49285	9/9/2025	524.90
ZIMMERMAN, CLAIRE CHRISTINE Total					816.34
Grand Total					4,794,540.11

Expenditure Summary Report

From Date: 8/21/2025
 To Date: 9/16/2025

Fund	Amount
07	36,797.24
08	1,351,979.22
10	1,037,822.89
20	658,966.81
40	104,312.84
80	223,583.21
90	1,162,775.23
99	218,302.67
Grand Total	4,794,540.11

Expenditure Summary Report

From Date: 9/17/2025
To Date: 9/17/2025

Vendor	Invoice	PO No.	Check No.	Check Date	Amount
A DRAIN DOCTOR	10581	260020274	267008	9/17/2025	172.50
A DRAIN DOCTOR Total					172.50
ACADEMIC ENTERTAINMENT, INC.	21031	260060081	267010	9/17/2025	3,995.00
ACADEMIC ENTERTAINMENT, INC. Total					3,995.00
ADVANCE AUTO PARTS	6.25353E+12	260020020	267011	9/17/2025	23.22
	6.25353E+12	260020020	267011	9/17/2025	690.66
	6.25353E+12	260020020	267011	9/17/2025	204.30
	6.25653E+12	260020020	267011	9/17/2025	42.80
	6.25353E+12	260020020	267011	9/17/2025	55.27
	6.25353E+12	260120006	267011	9/17/2025	153.08
	6.25353E+12	260120006	267011	9/17/2025	94.99
	6.25353E+12	260120006	267011	9/17/2025	35.40
	6.25353E+12	260120006	267011	9/17/2025	368.30
	6.25352E+13	260020020	267011	9/17/2025	73.81
	6.25353E+12	260020020	267011	9/17/2025	73.81
	6.25352E+12	260020020	267011	9/17/2025	19.31
	6.25352E+12	260020020	267011	9/17/2025	5.87
	6.25352E+12	260020020	267011	9/17/2025	9.39
	6.25352E+12	260020020	267011	9/17/2025	150.34
	6.25352E+12	260120006	267011	9/17/2025	8.80
	6.25352E+12	260020020	267011	9/17/2025	24.00
	6.25351E+12	260020020	267011	9/17/2025	140.88
	6.25351E+12	260020020	267011	9/17/2025	19.61
	6.25351E+12	260120006	267011	9/17/2025	101.40
	6.25351E+12	260120006	267011	9/17/2025	39.96
	6.25351E+12	260020020	267011	9/17/2025	19.98
	6.25351E+12	260120006	267011	9/17/2025	67.45
ADVANCE AUTO PARTS Total					2,422.63
A-FRAME PIANO SERVICES LLC	PJHS0825	262030025	267009	9/17/2025	135.00
A-FRAME PIANO SERVICES LLC Total					135.00
ALL SMALL ENGINES N MORE	7770	260120045	267012	9/17/2025	66.00
	7736	260120045	267012	9/17/2025	396.00
	7722	260120040	267012	9/17/2025	198.00
	7697	260120040	267012	9/17/2025	513.00
ALL SMALL ENGINES N MORE Total					1,173.00
ALPHA BAKING CO., INC.	STMT August 2025	260030047	267013	9/17/2025	4,397.34
ALPHA BAKING CO., INC. Total					4,397.34
ALPHA CONTROLS & SERVICES LLC	255029-2	260020257	267014	9/17/2025	77,595.00
	255030-2	260020258	267014	9/17/2025	6,563.00
	255027-2	260020259	267014	9/17/2025	163,747.00
	255028-2	260020260	267014	9/17/2025	106,959.00
	255038-2	260020261	267014	9/17/2025	162,229.00
	255080-1	260020269	267014	9/17/2025	4,814.00
	245140-1	260020270	267014	9/17/2025	11,311.00
ALPHA CONTROLS & SERVICES LLC Total					533,218.00
ALRO STEEL	FH29791BB	263010025	267015	9/17/2025	772.99
	FH29792CH	263010025	267015	9/17/2025	401.50
	FH29793NL	263010025	267015	9/17/2025	400.63
	FH29794PV	263010025	267015	9/17/2025	349.92
ALRO STEEL Total					1,925.04
AMAZON CAPITAL SERVICES	14T7-4RGX-4R1N	262020014	267016	9/17/2025	214.64

Expenditure Summary Report

From Date: 9/17/2025
To Date: 9/17/2025

Vendor	Invoice	PO No.	Check No.	Check Date	Amount
AMAZON CAPITAL SERVICES	1J39-C347-4LGX	261110005	267016	9/17/2025	336.61
	1JRX-GFQY-3Q9G	261230013	267016	9/17/2025	61.98
	116G-CL33-3YFK	260080047	267016	9/17/2025	19.99
	1WVK-4LQX-69XK	260080150	267016	9/17/2025	64.68
	16RY-VPG9-44HY	260100016	267016	9/17/2025	187.52
	19C6-7XQC-3V39	262020009	267016	9/17/2025	390.64
	111G-DHV3-6PDG	262030033	267016	9/17/2025	12.90
	17GQ-KQJX-6LX6	262030034	267016	9/17/2025	66.99
	1XQR-6J1M-6MYT	262030036	267016	9/17/2025	126.10
	1WL9-FXJ6-4PKD	263020108	267016	9/17/2025	24.16
	1RV3-QX6F-6TVT	263030004	267016	9/17/2025	55.89
	1DFQ-CV1J-HHHC	260020268	267016	9/17/2025	16.49
	196X-RYKX-9TW7	260050016	267016	9/17/2025	37.99
	1WPJ-MWHG-9P6P	260070048	267016	9/17/2025	33.24
	1RV3-QX6F-4YWN	260090195	267016	9/17/2025	31.99
	1JQH-HW9D-4MP6	260090216	267016	9/17/2025	543.23
	1JQH-HW9D-673R	260100013	267016	9/17/2025	143.76
	1LG4-HWTC-L66L	263020087	267016	9/17/2025	50.00
	17QK-K467-JXGR	260020268	267016	9/17/2025	200.98
	1JXJ-HHGL-KKJ9	260060065	267016	9/17/2025	9.98
	1WL3-RMPH-N4D4	260090177	267016	9/17/2025	102.99
	1MDG-L1V3-CK97	262020015	267016	9/17/2025	221.50
	17WP-76X9-6HTL	261130014	267016	9/17/2025	62.40
	14QY-T7WN-6TXG	261130015	267016	9/17/2025	16.98
	1VY9-76DJ-73L1	261230012	267016	9/17/2025	239.38
	1YGW-9QR4-G3MP	260060078	267016	9/17/2025	804.31
	1K34-1NN3-HH16	260090180	267016	9/17/2025	6.96
	1HFK-6F1T-9DKD	261050005	267016	9/17/2025	14.15
	11YL-G7J4-6FCK	263020105	267016	9/17/2025	48.03
	1TWH-RJVN-6HVD	263020106	267016	9/17/2025	153.96
	1PGG-K44Y-6MHD	263020107	267016	9/17/2025	17.13
	1K3M-V7YM-779K	260080145	267016	9/17/2025	84.07
	1CYC-MGJ1-VLV4	261050004	267016	9/17/2025	24.98
	1JJ7-R1HM-Y1VV	262030024	267016	9/17/2025	52.38
	1PLC-LJGN-W6NT	262030028	267016	9/17/2025	27.39
	11NR-WCJP-4PYL	263020091	267016	9/17/2025	205.66
	1PLC-LJGN-X6W9	263020104	267016	9/17/2025	44.99
	1CYC-MGJ1-VJQH	261190007	267016	9/17/2025	26.40
	1RKF-M67M-Y63J	261190008	267016	9/17/2025	18.99
	1G44-71WN-Y46F	261230011	267016	9/17/2025	12.49
	14T3-9RLX-TVJP	(blank)	267016	9/17/2025	(39.79)
	1J1Y-71MP-THWL	(blank)	267016	9/17/2025	(25.58)
	1YCX-NMP4-1W91	261130010	267016	9/17/2025	15.79
	1VM3-PRKT-HK6G	261130012	267016	9/17/2025	56.34
	1T7P-DFHV-LC44	260080047	267016	9/17/2025	18.99
1GML-HWC3-JCVR	260090174	267016	9/17/2025	472.54	
1RWQ-HQXW-QM74	260090201	267016	9/17/2025	59.96	
1PLC-LJGN-DC7V	262030027	267016	9/17/2025	13.99	
1YCX-NMP4-43K3	263020088	267016	9/17/2025	244.89	
1THH-NXPP-YNDL	263020089	267016	9/17/2025	19.01	
1WQX-RGMP-4Q31	263020090	267016	9/17/2025	384.52	
1XXJ-JRGG-1YRJ	263030003	267016	9/17/2025	157.17	
1RWQ-HQXW-341D	261110003	267016	9/17/2025	127.31	
1166-C3KK-37DQ	261130011	267016	9/17/2025	18.23	
1HG7-PJLR-3K9Y	260030044	267016	9/17/2025	471.99	
161M-79L7-XPV9	260030045	267016	9/17/2025	28.20	
1PLC-LJGN-7G63	260070042	267016	9/17/2025	59.84	
161G-CGLL-7HHG	260080144	267016	9/17/2025	261.87	
17NF-J9V6-Y3TN	260090197	267016	9/17/2025	76.40	

Expenditure Summary Report

From Date: 9/17/2025
To Date: 9/17/2025

Vendor	Invoice	PO No.	Check No.	Check Date	Amount	
AMAZON CAPITAL SERVICES	1MP1-XX1D-4YT9	260090201	267016	9/17/2025	2,047.54	
	19DJ-Y76Y-GHPW	260090202	267016	9/17/2025	67.74	
	16D4-9RRP-4XR9	260090205	267016	9/17/2025	41.38	
	1THH-NXPP-NXDX	260090177	267016	9/17/2025	368.70	
	1JVF-Q76D-CP7V	260090145	267016	9/17/2025	73.70	
	1WXX-CNMD-J9Q6	260090160	267016	9/17/2025	119.38	
	131M-RDWT-6NFH	260090198	267016	9/17/2025	78.49	
	14TQ-1NQJ-6R3Y	260090207	267016	9/17/2025	323.14	
	1V4H-3HQQ-74YL	261050003	267016	9/17/2025	99.57	
	1FR6-3LV7-9YCN	263020081	267016	9/17/2025	78.15	
	17C9-Y1FY-4NR9	261190006	267016	9/17/2025	55.78	
	1JLT-R36W-CM9H	261230010	267016	9/17/2025	25.62	
	1N76-4974-6RY7	260090174	267016	9/17/2025	17.94	
	17KT-RF4X-4PCQ	260090176	267016	9/17/2025	564.88	
	1M44-P6M9-CK61	260090179	267016	9/17/2025	160.82	
	1N76-4974-3GQ9	260090179	267016	9/17/2025	291.70	
	1GWF-VRG7-7RMV	260090180	267016	9/17/2025	309.49	
	1KKH-4R6C-3DVL	260090195	267016	9/17/2025	353.62	
	179T-TVV1-744W	262030017	267016	9/17/2025	75.60	
	14KD-9Y9L-CJVM	263020067	267016	9/17/2025	5.98	
	19FN-DYGM-CNXN	263020073	267016	9/17/2025	11.36	
	179T-TVV1-9TCR	263020078	267016	9/17/2025	245.61	
	1XXW-9XCY-7DKW	263020079	267016	9/17/2025	49.44	
	1MF7-PD43-6KRH	261110002	267016	9/17/2025	343.25	
	11MP-N7LK-9KMX	261130008	267016	9/17/2025	39.96	
	1RX7-X19P-6HVW	261190004	267016	9/17/2025	499.53	
	1G64-N7T7-6QX9	261230009	267016	9/17/2025	59.92	
	1TDT-GW6W-CCRT	260090164	267016	9/17/2025	29.97	
	1KYH-TVHX-HY16	260090167	267016	9/17/2025	63.80	
	1RHK-DVMC-C13J	260090172	267016	9/17/2025	387.79	
	1MF7-PD43-D4Y4	260090173	267016	9/17/2025	68.97	
11MP-N7LK-6HJJ	260090178	267016	9/17/2025	650.10		
14KD-9Y9L-CRW9	260090181	267016	9/17/2025	399.05		
14WR-T1WW-YQTT	260090049	267016	9/17/2025	1,705.79		
1T31-VDXQ-VCR3	2505801	267016	9/17/2025	117.94		
1NV4-C3DR-116J	2505864	267016	9/17/2025	536.60		
AMAZON CAPITAL SERVICES Total					17,604.87	
AMEREN IL	STMT 0925 TOWANDA	260010081	266989	9/17/2025	373.76	
	STMT 0825 CEDARRIDGE	260010082	266989	9/17/2025	684.25	
AMEREN IL Total					1,058.01	
AMERICAN PEST CONTROL		838632	260020283	267017	9/17/2025	1,230.00
AMERICAN PEST CONTROL Total					1,230.00	
AUPPERLE, LISA R	MILES2025 August	(blank)	267018	9/17/2025	70.07	
AUPPERLE, LISA R Total					70.07	
AVANTI'S ITALIAN RESTAURANT -BLOOMINGTON	SEPTEMBER STMT 2025	260030043	267019	9/17/2025	1,725.50	
	PJHS Staff Lunch	262030029	267019	9/17/2025	139.10	
AVANTI'S ITALIAN RESTAURANT -BLOOMINGTON Total					1,864.60	
B & B AWARDS & RECOGNITION		20056869	263020092	267020	9/17/2025	799.12
		20056805	263020101	267020	9/17/2025	47.67
		20056501	263510059	267020	9/17/2025	416.00
B & B AWARDS & RECOGNITION Total					1,262.79	
B&K TECHNOLOGY SOLUTIONS LLC		38780	260040101	267021	9/17/2025	8,000.00
B&K TECHNOLOGY SOLUTIONS LLC Total					8,000.00	

Expenditure Summary Report

From Date: 9/17/2025
To Date: 9/17/2025

Vendor	Invoice	PO No.	Check No.	Check Date	Amount
BABY FOLD	20493	260090214	267022	9/17/2025	7,083.33
	20488	262030026	267022	9/17/2025	187.50
	20491	260060083	267022	9/17/2025	18,213.18
	20492	260060083	267022	9/17/2025	13,074.16
	20426	260090189	267022	9/17/2025	7,187.85
	20427	260090189	267022	9/17/2025	7,187.85
	20428	260090189	267022	9/17/2025	7,187.85
	20429	260090189	267022	9/17/2025	7,187.85
	20325	260090190	267022	9/17/2025	7,605.62
	20326	260090190	267022	9/17/2025	7,008.32
	20327	260090190	267022	9/17/2025	7,008.32
	20328	260090190	267022	9/17/2025	4,204.64
	20329	260090190	267022	9/17/2025	7,008.32
	20330	260090190	267022	9/17/2025	7,605.62
	20331	260090190	267022	9/17/2025	7,008.32
	20332	260090190	267022	9/17/2025	1,353.88
	20333	260090190	267022	9/17/2025	7,008.32
	20334	260090190	267022	9/17/2025	7,605.62
20335	260090190	267022	9/17/2025	7,008.32	
20336	260090190	267022	9/17/2025	7,008.32	
20337	260090190	267022	9/17/2025	7,605.62	
20338	260090190	267022	9/17/2025	4,204.64	
BABY FOLD Total					156,553.45
BAKEMARK USA LLC	615189	260030067	267023	9/17/2025	849.00
BAKEMARK USA LLC Total					849.00
BAKER, CATHERINE	Reimbursement	260060086	267024	9/17/2025	45.00
BAKER, CATHERINE Total					45.00
BALLARD & TIGHE, PUBL.	304031	260100014	267025	9/17/2025	1,095.60
BALLARD & TIGHE, PUBL. Total					1,095.60
BCAI CULTURAL ARTS & HUMANITIES	INV-0027	260060080	267026	9/17/2025	1,300.00
BCAI CULTURAL ARTS & HUMANITIES Total					1,300.00
BEER, JULIA RENEE	Reimbursement.	262010016	267027	9/17/2025	55.99
BEER, JULIA RENEE Total					55.99
BENDI INVESTMENTS, LLC	U5-2507	260010083	267028	9/17/2025	2,500.00
BENDI INVESTMENTS, LLC Total					2,500.00
BENNETT ELECTRONICS	38235	260040107	267029	9/17/2025	384.00
	38231	260040103	267029	9/17/2025	381.00
	38232	260040104	267029	9/17/2025	244.00
	38233	260040105	267029	9/17/2025	436.00
	38234	260040106	267029	9/17/2025	1,084.00
	38184	260040074	267029	9/17/2025	5,998.00
	38172	260040090	267029	9/17/2025	244.00
	38171	260040091	267029	9/17/2025	122.00
	38170	260040092	267029	9/17/2025	854.00
BENNETT ELECTRONICS Total					9,747.00
BENNETT, TARA MARIE	MILES2025 August	(blank)	267030	9/17/2025	33.18
BENNETT, TARA MARIE Total					33.18
BEST ONE OF CENTRAL ILLINOIS	50-671290	260120050	267031	9/17/2025	36.18
BEST ONE OF CENTRAL ILLINOIS Total					36.18

Expenditure Summary Report

From Date: 9/17/2025
To Date: 9/17/2025

Vendor	Invoice	PO No.	Check No.	Check Date	Amount
BILL'S KEY & LOCK SHOP	188206	260020280	267032	9/17/2025	21.44
BILL'S KEY & LOCK SHOP Total					21.44
BISHOP BROS, INC	290903	260020305	267033	9/17/2025	3,392.00
	250901	260020310	267033	9/17/2025	17,125.00
BISHOP BROS, INC Total					20,517.00
BLAUM, MELISSA MARIE	Reimbursement	260090219	267034	9/17/2025	87.99
BLAUM, MELISSA MARIE Total					87.99
BLUE SPRINGS, INC.	50358	262500025	267035	9/17/2025	240.00
	50379	262500025	267035	9/17/2025	175.00
	50332	263510060	267035	9/17/2025	350.00
	50371	262500025	267035	9/17/2025	175.00
BLUE SPRINGS, INC. Total					940.00
BOBCAT OF PEORIA	02-95958	260020297	267036	9/17/2025	750.00
BOBCAT OF PEORIA Total					750.00
BOOKS DEL SUR	2025-4326	260100010	267037	9/17/2025	667.36
	2025-4328	260100011	267037	9/17/2025	522.82
BOOKS DEL SUR Total					1,190.18
BOVENKERK, BRADLEY ALAN	Reimbursement	260090199	267038	9/17/2025	4,971.70
BOVENKERK, BRADLEY ALAN Total					4,971.70
BRADFIELD'S COMPUTER SUPPLY	579124	260040080	267039	9/17/2025	590.00
BRADFIELD'S COMPUTER SUPPLY Total					590.00
BRADFORD SUPPLY COMPANY	2742742	260020279	267040	9/17/2025	247.95
BRADFORD SUPPLY COMPANY Total					247.95
BRIGHTLY SOFTWARE, INC	INV-283397	260020315	267041	9/17/2025	27,199.18
BRIGHTLY SOFTWARE, INC Total					27,199.18
BROWN, DAYNA ROBYN	MILES2025 May	(blank)	267042	9/17/2025	101.64
	MILES2025 August	(blank)	267042	9/17/2025	213.78
	MILES2025 April	(blank)	267042	9/17/2025	52.92
	MILES2025 July	(blank)	267042	9/17/2025	169.68
	MILES2025 June	(blank)	267042	9/17/2025	142.10
BROWN, DAYNA ROBYN Total					680.12
BROWN, HAY & STEPHENS	584947	260010080	267043	9/17/2025	400.00
	584948	260010080	267043	9/17/2025	137.50
	584949	260010080	267043	9/17/2025	250.00
BROWN, HAY & STEPHENS Total					787.50
BRUCE, MOLLIE A	MILES2025 August	(blank)	267044	9/17/2025	61.32
BRUCE, MOLLIE A Total					61.32
BSN SPORTS	930795337	263510058	267045	9/17/2025	2,220.25
BSN SPORTS Total					2,220.25
BUSHUE BACKGROUND SCREENING	McLean County5-20250	260050014	267046	9/17/2025	10,962.00
	McLean5EHR-20250831	260050014	267046	9/17/2025	4,064.00
	mclean5misc-20250831	260050014	267046	9/17/2025	48.00
	Mclean5vols-20250831	260050014	267046	9/17/2025	5,344.00
BUSHUE BACKGROUND SCREENING Total					20,418.00

Expenditure Summary Report

From Date: 9/17/2025
To Date: 9/17/2025

Vendor	Invoice	PO No.	Check No.	Check Date	Amount
CAMBRIDGE HIGH SCHOOL #227	AHVS Brief CASE	260080149	266990	9/17/2025	650.00
CAMBRIDGE HIGH SCHOOL #227 Total					650.00
CARDIFF, BENJAMIN R	MILES2025 August	(blank)	267047	9/17/2025	10.85
CARDIFF, BENJAMIN R Total					10.85
CARTER, MATTHEW A	Reimbursement	261220005	267048	9/17/2025	80.06
CARTER, MATTHEW A Total					80.06
CASEY'S GARDEN CENTER	646633	261220008	267049	9/17/2025	72.88
CASEY'S GARDEN CENTER Total					72.88
CDW COMPUTER CENTERS, INC	ZR00808782	260040020	267050	9/17/2025	55,250.00
	ZR00797128	260040088	267050	9/17/2025	129.36
CDW COMPUTER CENTERS, INC Total					55,379.36
CENGAGE LEARNING, INC.	9.99101E+11	2505841	267051	9/17/2025	15,003.78
CENGAGE LEARNING, INC. Total					15,003.78
CENTRAL ILLINOIS TRUCKS INC	101W66640	260020301	267052	9/17/2025	2,776.83
	101W66399	260020301	267052	9/17/2025	624.17
CENTRAL ILLINOIS TRUCKS INC Total					3,401.00
CHANGING SEASONS LAWN & LANDSCAPING, INC	87364	260020264	267053	9/17/2025	18,410.00
CHANGING SEASONS LAWN & LANDSCAPING, INC Total					18,410.00
CHILDERS DOOR SERVICE, INC	309563	260020277	267054	9/17/2025	47.13
	309334	260120041	267054	9/17/2025	2,375.65
CHILDERS DOOR SERVICE, INC Total					2,422.78
CHILDERS, LEONARD JAMES	Hours 8/19-8/29/25	260090206	267055	9/17/2025	2,160.00
CHILDERS, LEONARD JAMES Total					2,160.00
CI SOLUTIONS	00017168	260040098	267056	9/17/2025	9,617.09
CI SOLUTIONS Total					9,617.09
CIP COMPANY	8151	260020278	267057	9/17/2025	466.99
CIP COMPANY Total					466.99
CIRBN, LLC	25571	260040089	267058	9/17/2025	4,389.90
CIRBN, LLC Total					4,389.90
CLEAN THE UNIFORM COMPANY	32375787	260120026	267059	9/17/2025	84.94
	32369202	260120026	267059	9/17/2025	84.94
CLEAN THE UNIFORM COMPANY Total					169.88
CLIFTONLARSONALLEN LLP	L251549467	260010074	267060	9/17/2025	22,995.00
CLIFTONLARSONALLEN LLP Total					22,995.00
COLLINS, PAULA LYNN	MILES2025August	(blank)	267061	9/17/2025	9.10
COLLINS, PAULA LYNN Total					9.10
COLUMN SOFTWARE, PBC	876D7B1B-0005	260010075	267062	9/17/2025	114.29
COLUMN SOFTWARE, PBC Total					114.29
CONFIDENTIAL ON-SITE PAPER SHREDDIN	162825	260010078	267063	9/17/2025	301.63
	163130	262030037	267063	9/17/2025	67.31
	162774	263020109	267063	9/17/2025	95.21

Expenditure Summary Report

From Date: 9/17/2025
To Date: 9/17/2025

Vendor	Invoice	PO No.	Check No.	Check Date	Amount	
CONFIDENTIAL ON-SITE PAPER SHREDDIN Total					464.15	
CONNOR CO	S011467099.001	260020276	267064	9/17/2025	355.49	
	S011468826.001	260020276	267064	9/17/2025	242.40	
	S011453876.001	260020276	267064	9/17/2025	1,558.86	
	S011463602.001	260020276	267064	9/17/2025	343.53	
	S011463623.001	260020276	267064	9/17/2025	457.94	
	S011459735.001	260020276	267064	9/17/2025	1,219.31	
	S011463161.001	260020276	267064	9/17/2025	27.09	
	S011462205.001	260020276	267064	9/17/2025	174.86	
CONNOR CO Total					4,379.48	
CONRAD SHEET METAL CO		65315	260020275	267065	9/17/2025	93.53
		65336	260020275	267065	9/17/2025	215.50
		65339	260020275	267065	9/17/2025	595.25
CONRAD SHEET METAL CO Total					904.28	
CONSTELLATION NEWENERGY, INC.	71325087701	260010028	267066	9/17/2025	94,406.66	
CONSTELLATION NEWENERGY, INC. Total					94,406.66	
CONWAY, JAMIE MARIE	MILES2025August	(blank)	267067	9/17/2025	19.18	
CONWAY, JAMIE MARIE Total					19.18	
COOPER-LAWSON, JORI ELIZABETH	Volleyball Assignor	263510061	267068	9/17/2025	100.00	
COOPER-LAWSON, JORI ELIZABETH Total					100.00	
CUSHING'S COMMERCIAL CARPET, INC.		1643	260020262	267069	9/17/2025	5,000.00
		1637	260020286	267069	9/17/2025	8,580.00
CUSHING'S COMMERCIAL CARPET, INC. Total					13,580.00	
DEAL, EMILY ELIZABETH	MILES2025 August	(blank)	267070	9/17/2025	38.57	
DEAL, EMILY ELIZABETH Total					38.57	
DEHNER, MEREDITH R	MILES2025 August	(blank)	267071	9/17/2025	49.98	
DEHNER, MEREDITH R Total					49.98	
DEMCO, INC		7689928	262020004	267072	9/17/2025	114.61
DEMCO, INC Total					114.61	
DENNY'S DOUGHNUTS & BAKERY		1051673	262020008	267073	9/17/2025	41.00
DENNY'S DOUGHNUTS & BAKERY Total					41.00	
DIAZ, MARIANELA	MILES2025June	(blank)	267074	9/17/2025	63.56	
	MILES2025 August	(blank)	267074	9/17/2025	102.48	
	MILES2025 July	(blank)	267074	9/17/2025	43.89	
DIAZ, MARIANELA Total					209.93	
DISCOVERY EDUCATION, INC.	CINV-257409	260090131	267075	9/17/2025	3,500.00	
DISCOVERY EDUCATION, INC. Total					3,500.00	
Doblosky, Dianna M	MILES2025 August	(blank)	267076	9/17/2025	60.13	
Doblosky, Dianna M Total					60.13	
DON OWEN TIRE SERVICE, INC		348042	260020298	267077	9/17/2025	79.50
DON OWEN TIRE SERVICE, INC Total					79.50	
DUBRAVA, CHERYL ANN	MILES2025 August	(blank)	267078	9/17/2025	20.51	
DUBRAVA, CHERYL ANN Total					20.51	

Expenditure Summary Report

From Date: 9/17/2025
To Date: 9/17/2025

Vendor	Invoice	PO No.	Check No.	Check Date	Amount
DUNLAP MIDDLE SCHOOL	CJHS,EJHS,PJHS,KJHS	262500023	266991	9/17/2025	800.00
DUNLAP MIDDLE SCHOOL Total					800.00
EASTVIEW CHRISTIAN CHURCH	CJHS, EJHS, and PJHS	262500019	266992	9/17/2025	450.00
EASTVIEW CHRISTIAN CHURCH Total					450.00
eFMLA Inc.	2025AnnualSubscript	260050013	267079	9/17/2025	5,445.00
eFMLA Inc. Total					5,445.00
EKON-O-PAC LLC	206466	260030056	267080	9/17/2025	1,000.00
EKON-O-PAC LLC Total					1,000.00
ELIAS, FAYE	MILES2025 August	(blank)	267081	9/17/2025	22.40
ELIAS, FAYE Total					22.40
ELPAYAA, LAUREN	Hours7/8-8/13/25	260090155	267082	9/17/2025	3,277.50
	Assist Tech Behav	260090211	267082	9/17/2025	3,277.50
ELPAYAA, LAUREN Total					6,555.00
EMBRACE EDUCATION	19862	260090208	267083	9/17/2025	54,684.29
EMBRACE EDUCATION Total					54,684.29
ERVIN, VERONICA	Tutoring Jul/Aug 25	260070041	267084	9/17/2025	350.00
ERVIN, VERONICA Total					350.00
EVANS JUNIOR HIGH SCHOOL	CC 8/22-23/25	262500013	266993	9/17/2025	200.00
EVANS JUNIOR HIGH SCHOOL Total					200.00
EVERGREEN FS	34021290	260020317	267085	9/17/2025	561.50
	34021299	260020317	267085	9/17/2025	370.00
	34021267	260020317	267085	9/17/2025	172.80
	340210077	260020317	267085	9/17/2025	218.40
	34020071	260020317	267085	9/17/2025	373.00
EVERGREEN FS Total					1,695.70
Fangu, joel A	MILES2025 August	(blank)	267086	9/17/2025	56.35
Fangu, joel A Total					56.35
FARM & FLEET OF BLOOMINGTON	BFF-088938	260120049	267087	9/17/2025	179.00
FARM & FLEET OF BLOOMINGTON Total					179.00
FATHER FLANAGAN'S BOYS HOME	Proposal # P 25-1587	260090204	267088	9/17/2025	500.00
FATHER FLANAGAN'S BOYS HOME Total					500.00
FILLINGHAM, KARI LYN	MILES2025 August	(blank)	267089	9/17/2025	44.80
FILLINGHAM, KARI LYN Total					44.80
FIVE STAR WATER	STMT 9/4/25 PJHS	262030031	267090	9/17/2025	39.75
	Cedar Ridge Elem	261220010	267090	9/17/2025	307.35
FIVE STAR WATER Total					347.10
FLINN SCIENTIFIC INC	3181526	263020077	267091	9/17/2025	42.40
FLINN SCIENTIFIC INC Total					42.40
FORGET ME NOT FLOWERS	002032	263510062	267092	9/17/2025	220.50
FORGET ME NOT FLOWERS Total					220.50
FOSTER, NATHAN C	Reimburse for fuel	260120054	267093	9/17/2025	30.00
FOSTER, NATHAN C Total					30.00

Expenditure Summary Report

From Date: 9/17/2025
To Date: 9/17/2025

Vendor	Invoice	PO No.	Check No.	Check Date	Amount
FRANKLIN, CINDY E	MILES2025 August	(blank)	267094	9/17/2025	58.52
FRANKLIN, CINDY E Total					58.52
Franz, Timothy P	Reimbursement	263020098	267095	9/17/2025	23.88
Franz, Timothy P Total					23.88
FREEDOM LAWN MAINTENANCE	5680	260020304	267096	9/17/2025	700.00
	64982	260020304	267096	9/17/2025	375.00
FREEDOM LAWN MAINTENANCE Total					1,075.00
FULSCHER, DANIEL A.	Chiddix JHS.	262500020	266994	9/17/2025	85.00
	Evans JHS.	262500020	266994	9/17/2025	85.00
	Kingsley JHS.	262500020	266994	9/17/2025	85.00
	Parkside JHS.	262500020	266994	9/17/2025	85.00
FULSCHER, DANIEL A. Total					340.00
FUN ON THE RUN, INC.	23022	260060085	267097	9/17/2025	763.00
FUN ON THE RUN, INC. Total					763.00
GERIKE, ABIGAIL R	MILES2025 August	(blank)	267098	9/17/2025	16.80
GERIKE, ABIGAIL R Total					16.80
GIVSCO CONSTRUCTION COMPANY	25.108	260020288	267099	9/17/2025	90,067.13
	25.108.	260020289	267099	9/17/2025	17,133.98
GIVSCO CONSTRUCTION COMPANY Total					107,201.11
GLOBAL WATER TECHNOLOGY, INC.	161671	260020272	267100	9/17/2025	1,575.85
GLOBAL WATER TECHNOLOGY, INC. Total					1,575.85
GOFF, AMANDA L	MILES2025 August	(blank)	267101	9/17/2025	14.98
GOFF, AMANDA L Total					14.98
GOPHER LEARNING	IN468321	263020102	267102	9/17/2025	352.75
GOPHER LEARNING Total					352.75
GORDON FOOD SERVICE, INC	9026495036	260030061	267103	9/17/2025	2,286.24
	9026495037	260030061	267103	9/17/2025	1,380.84
	9026495038	260030061	267103	9/17/2025	134.66
	9026495098	260030062	267103	9/17/2025	4,870.56
	9026495104	260030062	267103	9/17/2025	1,522.00
	9026495105	260030062	267103	9/17/2025	224.67
	9026519460	260030066	267103	9/17/2025	2,333.72
	9026519466	260030066	267103	9/17/2025	383.76
	9026519467	260030066	267103	9/17/2025	385.92
	9026443902	260030060	267103	9/17/2025	781.25
	9026443903	260030060	267103	9/17/2025	1,170.95
	9026443904	260030060	267103	9/17/2025	100.96
	9026443906	260030060	267103	9/17/2025	1,454.63
	9026443908	260030060	267103	9/17/2025	1,392.86
	9026443911	260030060	267103	9/17/2025	1,597.71
	9026443928	260030060	267103	9/17/2025	2,047.06
	9026443933	260030060	267103	9/17/2025	149.69
	9026450870	260030060	267103	9/17/2025	855.63
	9026443907	260030064	267103	9/17/2025	4,804.58
	9026443905	260030066	267103	9/17/2025	3,149.47
	2002710918	260030063	267103	9/17/2025	(0.27)
	2002713365	260030064	267103	9/17/2025	(51.88)
	9026405400	260030061	267103	9/17/2025	5,985.28

Expenditure Summary Report

From Date: 9/17/2025
To Date: 9/17/2025

Vendor	Invoice	PO No.	Check No.	Check Date	Amount
GORDON FOOD SERVICE, INC	9026405314	260030062	267103	9/17/2025	112.86
	9026405325	260030062	267103	9/17/2025	7,145.71
	9026399474	260030063	267103	9/17/2025	1,354.29
	9026405348	260030063	267103	9/17/2025	1,370.21
	9026405364	260030063	267103	9/17/2025	2,226.73
	9026427516	260030063	267103	9/17/2025	1,781.43
	9026427562	260030063	267103	9/17/2025	2,149.94
	9026427592	260030063	267103	9/17/2025	2,017.16
	9026427604	260030063	267103	9/17/2025	154.82
	9026405333	260030064	267103	9/17/2025	5,486.52
	9026427533	260030063	267103	9/17/2025	2,718.11
	9026350860	260030065	267103	9/17/2025	3,461.29
	9026350865	260030065	267103	9/17/2025	131.08
	9026350884	260030065	267103	9/17/2025	3,759.82
	9026350889	260030065	267103	9/17/2025	352.68
	9026350782	260030066	267103	9/17/2025	2,341.33
	9026350789	260030066	267103	9/17/2025	1,329.19
	9026310129	260030066	267103	9/17/2025	621.15
	2002698125	260030051	267103	9/17/2025	(21.10)
	9026273849	260030051	267103	9/17/2025	1,874.98
	9026273859	260030051	267103	9/17/2025	26.26
	9026273861	260030051	267103	9/17/2025	1,620.26
	9026244673	260030053	267103	9/17/2025	5,348.56
	9026624551	260030054	267103	9/17/2025	3,635.44
	2002697999	260030049	267103	9/17/2025	(7.70)
	2002698287	260030049	267103	9/17/2025	(21.10)
	2002698961	260030050	267103	9/17/2025	(52.20)
	9026195314	260030048	267103	9/17/2025	11.41
	9026195317	260030048	267103	9/17/2025	1,768.14
	9026195321	260030048	267103	9/17/2025	11.41
	9026195323	260030048	267103	9/17/2025	11.41
	9026195351	260030048	267103	9/17/2025	1,433.64
	9026195354	260030048	267103	9/17/2025	1,487.16
	9026195357	260030048	267103	9/17/2025	11.41
	9026195378	260030048	267103	9/17/2025	1,596.29
	9026195382	260030048	267103	9/17/2025	11.41
	9026195426	260030048	267103	9/17/2025	2,156.25
	9026195439	260030048	267103	9/17/2025	11.41
	9026202521	260030048	267103	9/17/2025	1,212.49
	9026202529	260030048	267103	9/17/2025	11.41
	9026195383	260030050	267103	9/17/2025	6,294.03
	9026195390	260030050	267103	9/17/2025	11.41
	2002695801	260030051	267103	9/17/2025	269.37
	9026195365	260030051	267103	9/17/2025	573.40
	9026195369	260030051	267103	9/17/2025	1,519.49
	9026150689	260030049	267103	9/17/2025	1,640.68
	9026150694	260030049	267103	9/17/2025	11.41
	9026155507	260030049	267103	9/17/2025	1,748.86
	9026155508	260030049	267103	9/17/2025	11.41
	9026155514	260030049	267103	9/17/2025	2,909.57
	9026155517	260030049	267103	9/17/2025	143.18
	9026176487	260030049	267103	9/17/2025	2,089.80
	9026176503	260030049	267103	9/17/2025	11.41
	9026176509	260030049	267103	9/17/2025	2,320.88
	9026176524	260030049	267103	9/17/2025	11.41
	9026176558	260030049	267103	9/17/2025	2,721.16
	9026176572	260030049	267103	9/17/2025	11.41
	9026176579	260030049	267103	9/17/2025	2,311.63
	9026176589	260030049	267103	9/17/2025	11.41

Expenditure Summary Report

From Date: 9/17/2025
To Date: 9/17/2025

Vendor	Invoice	PO No.	Check No.	Check Date	Amount
GORDON FOOD SERVICE, INC	9026155540	260030050	267103	9/17/2025	6,169.46
	9026155541	260030050	267103	9/17/2025	93.77
	9026155526	260030053	267103	9/17/2025	3,668.75
	9026155512	260030054	267103	9/17/2025	3,109.00
	9026155513	260030054	267103	9/17/2025	303.32
	2002688155	260030051	267103	9/17/2025	(1,795.76)
	9026098097	260030051	267103	9/17/2025	5,248.05
	9026098102	260030051	267103	9/17/2025	1,795.76
	9026098104	260030051	267103	9/17/2025	198.16
	9026098101	260030052	267103	9/17/2025	5,034.38
	9026098106	260030052	267103	9/17/2025	11.41
	9026098121	260030052	267103	9/17/2025	3,109.59
	9026098125	260030052	267103	9/17/2025	126.08
	9026098128	260030052	267103	9/17/2025	80.08
	9026052810	260030053	267103	9/17/2025	2,833.05
	9026052816	260030053	267103	9/17/2025	509.09
	9026052819	260030053	267103	9/17/2025	534.00
	9026077537	260030054	267103	9/17/2025	7,403.38
	9026077555	260030054	267103	9/17/2025	1,466.74
	2002667792	260030052	267103	9/17/2025	(26.20)
	160625	260030051	267103	9/17/2025	(921.03)
	2356383	260030048	267103	9/17/2025	(292.04)
	2358387	260030048	267103	9/17/2025	(58.41)
GORDON FOOD SERVICE, INC Total					160,834.40
GRAINGER PARTS OPERATIONS WW GRAING	9623426831	260020273	267104	9/17/2025	180.82
	9623944361	260020273	267104	9/17/2025	540.80
	9619674428	260020273	267104	9/17/2025	467.83
	9620987926	260020273	267104	9/17/2025	191.72
	9618813829	260020273	267104	9/17/2025	1,429.20
GRAINGER PARTS OPERATIONS WW GRAING Total					2,810.37
GREAT LAKES ACE HARDWARE INC.	4581	260020022	267105	9/17/2025	23.38
	4568	260020022	267105	9/17/2025	14.39
	4566	260020022	267105	9/17/2025	(136.72)
	4552	260020022	267105	9/17/2025	106.16
	4553	260020022	267105	9/17/2025	30.59
	4557	260020022	267105	9/17/2025	10.79
	4559	260020022	267105	9/17/2025	23.39
	4541	260020022	267105	9/17/2025	72.87
	4543	260020022	267105	9/17/2025	22.33
	4549	260020022	267105	9/17/2025	43.16
	4550	260020022	267105	9/17/2025	17.10
	4522	260020022	267105	9/17/2025	42.80
	4525	260020022	267105	9/17/2025	22.09
	4527	260020022	267105	9/17/2025	92.65
	4508	260020022	267105	9/17/2025	62.57
	4521	260020022	267105	9/17/2025	4.13
	4495	260020022	267105	9/17/2025	62.94
	4491	260020022	267105	9/17/2025	49.64
	4477	260020022	267105	9/17/2025	29.67
	4462	260020282	267105	9/17/2025	33.64
	4474	260020284	267105	9/17/2025	71.99
	4445	260020022	267105	9/17/2025	34.18
4448	260020022	267105	9/17/2025	16.72	
4449	260020022	267105	9/17/2025	17.99	
4460	260020282	267105	9/17/2025	23.91	
4441	260020022	267105	9/17/2025	34.17	
4444	260020022	267105	9/17/2025	24.29	

Expenditure Summary Report

From Date: 9/17/2025
To Date: 9/17/2025

Vendor	Invoice	PO No.	Check No.	Check Date	Amount
GREAT LAKES ACE HARDWARE INC.	4415	260020022	267105	9/17/2025	67.49
	4418	260020022	267105	9/17/2025	33.05
	4425	260020022	267105	9/17/2025	23.72
	4392	260020022	267105	9/17/2025	21.91
	4399	260020022	267105	9/17/2025	24.28
	4405	260020022	267105	9/17/2025	46.97
	4391	260120053	267105	9/17/2025	17.24
	4383	260020022	267105	9/17/2025	53.95
	4381	260020284	267105	9/17/2025	49.52
	4320	260120047	267105	9/17/2025	86.37
	4195	260020300	267105	9/17/2025	34.77
	4175	260120042	267105	9/17/2025	341.09
GREAT LAKES ACE HARDWARE INC. Total					1,651.18
GRUBIC, ANGELA MARIE	MILES2025 August	(blank)	267106	9/17/2025	74.76
GRUBIC, ANGELA MARIE Total					74.76
H J EPPEL & CO INC	12597	260020291	267107	9/17/2025	23,670.00
	12598	260020291	267107	9/17/2025	5,630.00
H J EPPEL & CO INC Total					29,300.00
HADFIELD, JENNIFER N	MILES2025Aug	(blank)	267108	9/17/2025	68.81
	MILES2025August	(blank)	267108	9/17/2025	75.04
HADFIELD, JENNIFER N Total					143.85
HAYS, CAITLIN D	Reimbursement popcor	263020096	267109	9/17/2025	13.86
HAYS, CAITLIN D Total					13.86
HEARTLAND PAYMENT SYSTEMS, LLC	HSSREC039641	260030035	267110	9/17/2025	15,843.32
HEARTLAND PAYMENT SYSTEMS, LLC Total					15,843.32
HEINEMANN	956385220	260070045	267111	9/17/2025	1,165.18
HEINEMANN Total					1,165.18
HENDRICKS, CARLY E	MILES2025 August	(blank)	267112	9/17/2025	13.23
HENDRICKS, CARLY E Total					13.23
HENSON ROBINSON COMPANY	300362	260020271	267113	9/17/2025	403,506.45
HENSON ROBINSON COMPANY Total					403,506.45
HERITAGE TRACTOR	12917292	260020299	267114	9/17/2025	173.16
HERITAGE TRACTOR Total					173.16
HERMES SERVICE & SALES	824476	260020308	267115	9/17/2025	18,076.00
HERMES SERVICE & SALES Total					18,076.00
HERREN, KELLY LYNN	MILES2025 August	(blank)	267116	9/17/2025	32.20
HERREN, KELLY LYNN Total					32.20
HERRERA, MEGAN	Reimburse supplies	260110012	267117	9/17/2025	210.42
HERRERA, MEGAN Total					210.42
HINSHAW, RACHEL M	Food and supplies	262020010	267118	9/17/2025	532.68
	Supplies	262020011	267118	9/17/2025	19.04
HINSHAW, RACHEL M Total					551.72
HITCHINS, TRACY LYNN	MILES2025 August	(blank)	267119	9/17/2025	16.87
HITCHINS, TRACY LYNN Total					16.87

Expenditure Summary Report

From Date: 9/17/2025
To Date: 9/17/2025

Vendor	Invoice	PO No.	Check No.	Check Date	Amount
HOHULIN BRO FENCE CO,LTD	25446TH	260120060	267120	9/17/2025	21,289.01
	25448TH	260120056	267120	9/17/2025	3,888.30
	25449TH	260120056	267120	9/17/2025	1,420.00
HOHULIN BRO FENCE CO,LTD Total					26,597.31
HOOTEN, JESSICA	Reimbursement.	263010024	267121	9/17/2025	75.77
HOOTEN, JESSICA Total					75.77
HOPPER, DANIELE A	Supplies	262020013	267122	9/17/2025	14.39
HOPPER, DANIELE A Total					14.39
HOSPITAL PURCHASING SERVICE	124295	260030070	267123	9/17/2025	2,570.91
HOSPITAL PURCHASING SERVICE Total					2,570.91
HOUCHIN, PATRICIA L	MILES2025 August	(blank)	267124	9/17/2025	23.45
HOUCHIN, PATRICIA L Total					23.45
HUDU TECHNOLOGIES	RV5AFGSM-0001	260040097	267125	9/17/2025	7,200.00
HUDU TECHNOLOGIES Total					7,200.00
Huschen, Alyssa M	MILES2025 August	(blank)	267126	9/17/2025	50.75
Huschen, Alyssa M Total					50.75
IGSMA DISTRICT 3	25-26 State fee	262030035	266995	9/17/2025	310.00
IGSMA DISTRICT 3 Total					310.00
ILLINOIS ASSOC OF SCHOOL BUSINESS OFFLS	0069441	260010079	267127	9/17/2025	340.00
ILLINOIS ASSOC OF SCHOOL BUSINESS OFFLS Total					340.00
ILLINOIS ASSOCIATION OF SCHOOL BOARDS	468077-1	260060029	267128	9/17/2025	200.00
ILLINOIS ASSOCIATION OF SCHOOL BOARDS Total					200.00
ILLINOIS OIL MARKETING EQUIPMENT, I	63613	260120039	267129	9/17/2025	553.50
	63533	260120039	267129	9/17/2025	976.20
ILLINOIS OIL MARKETING EQUIPMENT, I Total					1,529.70
ILLINOIS SCHOOL FOR THE DEAF	ISD05312025EH	260090210	267130	9/17/2025	1,970.00
ILLINOIS SCHOOL FOR THE DEAF Total					1,970.00
ILMEA	KJHS	262040008	266996	9/17/2025	50.00
ILMEA Total					50.00
INFOBASE LEARNING	INV471401	263010023	267131	9/17/2025	2,024.48
INFOBASE LEARNING Total					2,024.48
IRON MOUNTAIN	KRKM856	260010073	267132	9/17/2025	4,903.76
IRON MOUNTAIN Total					4,903.76
ISU ALUMNI CENTER	Admin Mtg 8/4 & 8/8	260060054	266997	9/17/2025	520.00
ISU ALUMNI CENTER Total					520.00
J SPENCER CONSTRUCTION LLC	2308	260020316	267133	9/17/2025	25,262.99
J SPENCER CONSTRUCTION LLC Total					25,262.99
J W PEPPER & SONS INCORP	367762195	263010030	267134	9/17/2025	27.00
	367762745	263010030	267134	9/17/2025	49.99
	367744794	263020095	267134	9/17/2025	3.00
	367744795	263020095	267134	9/17/2025	3.50
	367705074	263010021	267134	9/17/2025	72.00

Expenditure Summary Report

From Date: 9/17/2025
To Date: 9/17/2025

Vendor	Invoice	PO No.	Check No.	Check Date	Amount
J W PEPPER & SONS INCORP	367672570	263010021	267134	9/17/2025	134.99
	367392369	262030030	267134	9/17/2025	22.00
	J W PEPPER & SONS INCORP Total				
Jacquie Crutchley	Refund	(blank)	267135	9/17/2025	229.75
Jacquie Crutchley Total					229.75
JEROME, RUTH H	MILES2025 August	(blank)	267136	9/17/2025	67.90
JEROME, RUTH H Total					67.90
JES & SONS 2-WAY, LLC	92928	260120058	267137	9/17/2025	4,095.00
	92919	260120058	267137	9/17/2025	18,065.00
	92908	260120058	267137	9/17/2025	21,517.50
	92909	260120058	267137	9/17/2025	163.00
JES & SONS 2-WAY, LLC Total					43,840.50
JG STEWART CONTRACTORS, INC	5497	260020263	267138	9/17/2025	8,823.21
	5498	260020263	267138	9/17/2025	5,589.38
	5495	260020265	267138	9/17/2025	6,543.25
	5494	260020285	267138	9/17/2025	1,625.50
	5485	260120044	267138	9/17/2025	3,730.00
JG STEWART CONTRACTORS, INC Total					26,311.34
JOHNSTONE SUPPLY	7028439	260020321	267139	9/17/2025	7.34
	7028458	260020321	267139	9/17/2025	223.17
	7028360	260020321	267139	9/17/2025	185.00
	7028233	260020321	267139	9/17/2025	400.20
	7028166	260020321	267139	9/17/2025	73.79
	7028192	260020321	267139	9/17/2025	56.02
	7027980	260020321	267139	9/17/2025	265.49
	7028020	260020321	267139	9/17/2025	47.05
	7027856	260020321	267139	9/17/2025	342.08
	7027619	260020321	267139	9/17/2025	200.80
7027620	260020321	267139	9/17/2025	312.36	
JOHNSTONE SUPPLY Total					2,113.30
JORDAN, LATAVIA	Reimbursement.	261220003	267140	9/17/2025	82.27
JORDAN, LATAVIA Total					82.27
JUERS, ROGER ALAN	Reimburse for fuel	260120055	267141	9/17/2025	137.84
JUERS, ROGER ALAN Total					137.84
KARR, NATALIE ANN	MILES2025August	(blank)	267142	9/17/2025	36.68
KARR, NATALIE ANN Total					36.68
KATES, JAZ M	MILES2025 August	(blank)	267143	9/17/2025	16.66
KATES, JAZ M Total					16.66
KEARFOTT, NICOLAS	MILES2025 August	(blank)	267144	9/17/2025	52.29
KEARFOTT, NICOLAS Total					52.29
KEISER, STACY LYN BARRON	MILES2025 August	(blank)	267145	9/17/2025	14.28
KEISER, STACY LYN BARRON Total					14.28
KEMMERER VILLAGE	LeahRoberts7/31/25	260090192	267146	9/17/2025	17,955.20
KEMMERER VILLAGE Total					17,955.20
KEN'S OIL SERVICE, INC.	K568749	260120059	267147	9/17/2025	3,452.60
	1012985	260120059	267147	9/17/2025	23,646.00

Expenditure Summary Report

From Date: 9/17/2025
To Date: 9/17/2025

Vendor	Invoice	PO No.	Check No.	Check Date	Amount
KEN'S OIL SERVICE, INC.	K568248	260120059	267147	9/17/2025	3,313.20
	K567980	260120059	267147	9/17/2025	2,764.52
	K567977	260120059	267147	9/17/2025	2,522.96
KEN'S OIL SERVICE, INC. Total					35,699.28
KINGS III EMERGENCY COMMUNICATIONS	3149226	260040096	267148	9/17/2025	2,077.50
KINGS III EMERGENCY COMMUNICATIONS Total					2,077.50
KINGSLEY JUNIOR HIGH SCHOOL	Kingsley Invite	262500022	266998	9/17/2025	600.00
KINGSLEY JUNIOR HIGH SCHOOL Total					600.00
Kirchgessner, Rose T	Reimbursement	260090213	267149	9/17/2025	45.00
Kirchgessner, Rose T Total					45.00
KLOKKENGA, JOSHUA D	MILES2025 September	(blank)	267150	9/17/2025	56.00
KLOKKENGA, JOSHUA D Total					56.00
KNOLLENBERG, HOLLY N	MILES2025 August	(blank)	267151	9/17/2025	91.21
KNOLLENBERG, HOLLY N Total					91.21
KONE INC	871788434	260020325	267152	9/17/2025	1,081.38
KONE INC Total					1,081.38
KOTOWSKI, LINDA JO	MILES2025 August	(blank)	267153	9/17/2025	28.14
KOTOWSKI, LINDA JO Total					28.14
KRAFT, MACKENZIE	Reimburse soil & roc	263010027	267154	9/17/2025	76.25
KRAFT, MACKENZIE Total					76.25
KUPFERSCHMID, HANNAH I	MILES2025 August	(blank)	267155	9/17/2025	49.56
KUPFERSCHMID, HANNAH I Total					49.56
Kurdys, Taylor L	MILES2025 August	(blank)	267156	9/17/2025	29.47
Kurdys, Taylor L Total					29.47
Lain, Katrina R	MILES 2025 AUG	(blank)	267157	9/17/2025	41.09
Lain, Katrina R Total					41.09
LAWRENCE, JUSTIN	MILES2025 August	(blank)	267158	9/17/2025	109.20
LAWRENCE, JUSTIN Total					109.20
LEWIS, CONNOR JAMES	MILES 2025 SEPT	(blank)	267159	9/17/2025	47.74
LEWIS, CONNOR JAMES Total					47.74
LIFELONG ACCESS	STMT 0825	260090187	267160	9/17/2025	120.00
LIFELONG ACCESS Total					120.00
LINCOLN-WAY HIGH SCHOOL DIST #210	NCHS GOLF BV 090525	263510064	266999	9/17/2025	360.00
LINCOLN-WAY HIGH SCHOOL DIST #210 Total					360.00
LINDE GAS & EQUIPMENT INC.	51631563	260020303	267161	9/17/2025	184.72
LINDE GAS & EQUIPMENT INC. Total					184.72
LKM MOWING & LANDSCAPING	6246	260020266	267162	9/17/2025	764.51
	6248	260020266	267162	9/17/2025	540.75
	6249	260020266	267162	9/17/2025	132.87
	6250	260020266	267162	9/17/2025	2,637.83
	6252	260020266	267162	9/17/2025	712.76
	6253	260020266	267162	9/17/2025	1,177.29

Expenditure Summary Report

From Date: 9/17/2025
To Date: 9/17/2025

Vendor	Invoice	PO No.	Check No.	Check Date	Amount
LKM MOWING & LANDSCAPING	5340	260020266	267162	9/17/2025	333.72
LKM MOWING & LANDSCAPING Total					6,299.73
LONG, AMANDA DANIELLE	REIM SUPPLIES 082825	263020099	267163	9/17/2025	104.65
	53087446	263020084	267163	9/17/2025	86.58
LONG, AMANDA DANIELLE Total					191.23
LUGINBUHL, BENJAMIN	REIM 10024643	263010029	267164	9/17/2025	126.85
LUGINBUHL, BENJAMIN Total					126.85
Masengu, Nathalie K	MILES2025 August	(blank)	267165	9/17/2025	40.81
Masengu, Nathalie K Total					40.81
MAYNERICH, SARA ANN	MILES 2025 AUG	(blank)	267166	9/17/2025	8.54
MAYNERICH, SARA ANN Total					8.54
MC GRAW-HILL SCHOOL ED HOLDINGS, LL	1.3761E+11	260080130	267167	9/17/2025	1,242.00
MC GRAW-HILL SCHOOL ED HOLDINGS, LL Total					1,242.00
MCLEAN COUNTY ASPHALT CO, INC	82200	260120057	267168	9/17/2025	7,537.00
	81537-B	260020309	267168	9/17/2025	41,550.00
	81537-A	260020293	267168	9/17/2025	19,720.00
MCLEAN COUNTY ASPHALT CO, INC Total					68,807.00
MEYER, DAMON	MILES2025August	(blank)	267000	9/17/2025	105.00
MEYER, DAMON Total					105.00
MICHAEL KIM MARSHALL	CJHS 25-26 SUBSCRIPT	262020016	267001	9/17/2025	75.00
MICHAEL KIM MARSHALL Total					75.00
MIDDLETON ASSOCIATES INC	1 091025	260020314	267169	9/17/2025	6,652.50
MIDDLETON ASSOCIATES INC Total					6,652.50
MIDWEST MAILING & SHIPPING SYSTEMS,	P110282	260010077	267170	9/17/2025	1,432.00
MIDWEST MAILING & SHIPPING SYSTEMS, Total					1,432.00
MIDWEST TRANSIT EQUIPMENT	X101075819	260120052	267171	9/17/2025	301.63
MIDWEST TRANSIT EQUIPMENT Total					301.63
MIER, ANGELA M	MILES 2025 AUG	(blank)	267172	9/17/2025	8.12
MIER, ANGELA M Total					8.12
MILLER JANITOR SUPPLY CO.	119594	260020281	267173	9/17/2025	2,002.00
MILLER JANITOR SUPPLY CO. Total					2,002.00
MORTON JUNIOR HIGH	BASEBALL CJHS 083025	262500014	267002	9/17/2025	75.00
	BASEBALL KJHS 090625	262500014	267002	9/17/2025	75.00
MORTON JUNIOR HIGH Total					150.00
NATIONAL FOOD GROUP	IN0937463	260030055	267174	9/17/2025	7,500.00
NATIONAL FOOD GROUP Total					7,500.00
NCWHS STEM CLUB	USIT DOORSIGNS 0925	260040102	267175	9/17/2025	21.00
NCWHS STEM CLUB Total					21.00
NEVCO SPORTS, LLC	PR-5714.1	2505255	267176	9/17/2025	82,963.00
NEVCO SPORTS, LLC Total					82,963.00
NEWTON, JORDAN	MILES2025 August	(blank)	267177	9/17/2025	91.07

Expenditure Summary Report

From Date: 9/17/2025
To Date: 9/17/2025

Vendor	Invoice	PO No.	Check No.	Check Date	Amount
NEWTON, JORDAN Total					91.07
NEXTERA ENERGY SERVICES	G404551090425	260010027	267178	9/17/2025	16,908.41
NEXTERA ENERGY SERVICES Total					16,908.41
Nichols, Rebecca	Reimburse of fees	(blank)	267179	9/17/2025	293.00
Nichols, Rebecca Total					293.00
NORMAL COMMUNITY HIGH SCHOOL	NWHS GOLF GV 090625	263520055	267003	9/17/2025	210.00
NORMAL COMMUNITY HIGH SCHOOL Total					210.00
NORMAL ROTARY CLUB	Q1 DUES 2025	260060082	267180	9/17/2025	150.00
NORMAL ROTARY CLUB Total					150.00
NORMAL WEST HIGH SCHOOL	NCHS GOLF B INTERCTY	263510063	267004	9/17/2025	150.00
	SEMESTER 2025	263020086	267004	9/17/2025	1,190.00
NORMAL WEST HIGH SCHOOL Total					1,340.00
NYBAKKE VACUUM SHOP, INC	90525-3	260020311	267181	9/17/2025	69.99
	82025-3	260020311	267181	9/17/2025	449.95
NYBAKKE VACUUM SHOP, INC Total					519.94
O'CONNELL, YOLANDA M	MILES 2025 AUG	(blank)	267182	9/17/2025	89.67
O'CONNELL, YOLANDA M Total					89.67
ORT, ROBERT	CJHS UMP FEES 071425	262500021	267183	9/17/2025	75.00
	EJHS UMP FEES 071425	262500021	267183	9/17/2025	75.00
	KJHS UMP FEES 071425	262500021	267183	9/17/2025	75.00
	PJHS UMP FEES 071425	262500021	267183	9/17/2025	75.00
ORT, ROBERT Total					300.00
OSF OCCUPATIONAL HEALTH	237448-00	260030069	267184	9/17/2025	1,530.00
	237449-00	260050015	267184	9/17/2025	515.00
OSF OCCUPATIONAL HEALTH Total					2,045.00
PAFF, CASSIE M	MILES2025 August	(blank)	267185	9/17/2025	30.52
PAFF, CASSIE M Total					30.52
PAPA MURPHY'S	STMT AUG 25	260030046	267186	9/17/2025	3,163.00
PAPA MURPHY'S Total					3,163.00
PAPOCCIA, BRETT MICHAEL	MILES 2025 JUNE	(blank)	267187	9/17/2025	35.21
	MILES 2025 MAY	(blank)	267187	9/17/2025	92.26
PAPOCCIA, BRETT MICHAEL Total					127.47
PARKLANDS FOUNDATION	SSCHOOL CEDAR	260060075	267188	9/17/2025	75.00
	SSCHOOL FAIRVIEW	260060075	267188	9/17/2025	75.00
PARKLANDS FOUNDATION Total					150.00
PARKSIDE JUNIOR HIGH SCHOOL	CJHS CC COED 091325	262500015	267005	9/17/2025	275.00
	EJHS CC COED 091325	262500015	267005	9/17/2025	275.00
	KJHS CC COED 091325	262500015	267005	9/17/2025	275.00
PARKSIDE JUNIOR HIGH SCHOOL Total					825.00
PARTS TOWN, LLC	2106829710	260020345	267189	9/17/2025	56.54
	2106816341	260020345	267189	9/17/2025	1,580.28
	2106816342	260020345	267189	9/17/2025	682.28
	2106816343	260020345	267189	9/17/2025	1,185.41
	2106802317	260020345	267189	9/17/2025	282.98

Expenditure Summary Report

From Date: 9/17/2025
To Date: 9/17/2025

Vendor	Invoice	PO No.	Check No.	Check Date	Amount
PARTS TOWN, LLC	2106742372	260020345	267189	9/17/2025	697.28
	2106713770	260020345	267189	9/17/2025	523.03
	1600069036	260020345	267189	9/17/2025	(17.27)
	1600069037	260020345	267189	9/17/2025	(12.34)
	2105603097	260020345	267189	9/17/2025	338.30
PARTS TOWN, LLC Total					5,316.49
PAUL'S UPHOLSTERY	2102	260020306	267190	9/17/2025	3,564.00
PAUL'S UPHOLSTERY Total					3,564.00
PEPSI COLA GENERAL BOT, INC	31554000	260030078	267191	9/17/2025	7,410.03
PEPSI COLA GENERAL BOT, INC Total					7,410.03
PERCEPTIVE SOLUTIONS INC.	4382	260040099	267192	9/17/2025	6,000.00
PERCEPTIVE SOLUTIONS INC. Total					6,000.00
PETERSEN, JAMITH L G	MILES2025 August	(blank)	267193	9/17/2025	13.44
PETERSEN, JAMITH L G Total					13.44
PITSCO EDUCATION, LLC	25-000015054	260080039	267194	9/17/2025	528.00
PITSCO EDUCATION, LLC Total					528.00
PLATTNER, HEATHER PAULLIN	MILES 2025 AUG	(blank)	267195	9/17/2025	176.54
PLATTNER, HEATHER PAULLIN Total					176.54
POLAR ELECTRO INC	331738073	263020070	267196	9/17/2025	350.00
POLAR ELECTRO INC Total					350.00
PONCIN, JENNIFER LYNN	REIM TPT 090925	263010022	267197	9/17/2025	16.50
PONCIN, JENNIFER LYNN Total					16.50
Porter, Sara F	MILES 2025 AUG	(blank)	267198	9/17/2025	57.75
Porter, Sara F Total					57.75
PRAIRIE FARMS DAIRY INC	STMT 0825	260030059	267199	9/17/2025	20,761.62
PRAIRIE FARMS DAIRY INC Total					20,761.62
PRESCOTT, ERICKA J	MILES2025 August	(blank)	267200	9/17/2025	38.64
PRESCOTT, ERICKA J Total					38.64
PRESLEY, DEBORAH L	MILES 2025 AUG	(blank)	267201	9/17/2025	9.38
PRESLEY, DEBORAH L Total					9.38
QUILL CORPORATION	45470729	263020082	267202	9/17/2025	16.73
	45407958	263020082	267202	9/17/2025	75.57
	45263715	263020082	267202	9/17/2025	201.72
	45244716	263020082	267202	9/17/2025	111.32
QUILL CORPORATION Total					405.34
RACKAUSKAS, JARROD ANTHONY	REIM CHEM SUPP AUG25	263020110	267203	9/17/2025	84.57
RACKAUSKAS, JARROD ANTHONY Total					84.57
RAGLAN, MELISSA N	MILES 2025 AUG	(blank)	267204	9/17/2025	75.95
RAGLAN, MELISSA N Total					75.95
RATCLIFFE, JEFFERY ALLEN	REIM LOWES 090625	260020307	267205	9/17/2025	32.90
RATCLIFFE, JEFFERY ALLEN Total					32.90
READING RECOVERY COUNCIL NORTH AMERIC	1016613	260070043	267207	9/17/2025	2,520.00

Expenditure Summary Report

From Date: 9/17/2025
To Date: 9/17/2025

Vendor	Invoice	PO No.	Check No.	Check Date	Amount
READING RECOVERY COUNCIL NORTH AMERIC Total					2,520.00
READ'S SPORTING GOODS	5352	262020007	267206	9/17/2025	830.00
READ'S SPORTING GOODS Total					830.00
REDBIRD CATERING	19065	261220002	267208	9/17/2025	1,257.50
REDBIRD CATERING Total					1,257.50
REGIONAL OFFICE OF EDUCATION #17	1002600034	260050017	267209	9/17/2025	8,400.00
	2002600004	260080146	267209	9/17/2025	28,819.80
	1002500568	260060084	267209	9/17/2025	3.00
	1002500498	260060084	267209	9/17/2025	5.25
REGIONAL OFFICE OF EDUCATION #17 Total					37,228.05
RELATIONSHIPWARE LLC	5518	260080066	267210	9/17/2025	309.15
RELATIONSHIPWARE LLC Total					309.15
Roberts, Melissa	MILES 2025 AUG	(blank)	267211	9/17/2025	18.20
Roberts, Melissa Total					18.20
RON SMITH PRINTING COMPANY	160669	263020085	267212	9/17/2025	1,425.00
	160364	262040007	267212	9/17/2025	567.00
RON SMITH PRINTING COMPANY Total					1,992.00
RP LUMBER COMPANY, INC	4161077	260020028	267213	9/17/2025	148.96
	4136415	260020028	267213	9/17/2025	34.76
RP LUMBER COMPANY, INC Total					183.72
RUDGE, AMBER DAWN	MILES2025 August	(blank)	267214	9/17/2025	45.99
RUDGE, AMBER DAWN Total					45.99
RW VANDEGRAFT	4720	260020312	267215	9/17/2025	3,355.00
	4721	260020312	267215	9/17/2025	896.00
RW VANDEGRAFT Total					4,251.00
S & S BUILDERS HARDWARE CO	587714	260020348	267216	9/17/2025	403.50
	587488	260020348	267216	9/17/2025	924.00
	586848	260020348	267216	9/17/2025	2,176.93
	587460	260020348	267216	9/17/2025	2,467.50
	587374	260020348	267216	9/17/2025	1,057.50
	586500	260020348	267216	9/17/2025	13,082.95
S & S BUILDERS HARDWARE CO Total					33,449.43
SALYER, TISA MARIE	MILES2025 August	(blank)	267217	9/17/2025	26.25
SALYER, TISA MARIE Total					26.25
SCHOLASTIC INC EDUCATION	12696327	260070035	267218	9/17/2025	1,408.50
SCHOLASTIC INC EDUCATION Total					1,408.50
SCHOOL SPECIALTY	2.08136E+11	261100004	267219	9/17/2025	145.50
	3.08105E+11	260090217	267219	9/17/2025	378.29
	2.08136E+11	261230006	267219	9/17/2025	1,591.56
	2.08136E+11	263020052	267219	9/17/2025	174.25
	3.08105E+11	260020290	267219	9/17/2025	10,328.40
SCHOOL SPECIALTY Total					12,618.00
SCHROEN, STACI NICOLE	MILES 2025 AUG	(blank)	267220	9/17/2025	31.01
SCHROEN, STACI NICOLE Total					31.01

Expenditure Summary Report

From Date: 9/17/2025
To Date: 9/17/2025

Vendor	Invoice	PO No.	Check No.	Check Date	Amount
SCHWEERS, MARY ANN	JUL-AUG 25 HOURS	260070040	267221	9/17/2025	350.00
SCHWEERS, MARY ANN Total					350.00
SCOTT, BRIDGET	MILES 2025 AUG	(blank)	267222	9/17/2025	30.80
SCOTT, BRIDGET Total					30.80
SERV-U RESTAURANT & BAR SUPPLY	881350	260030058	267223	9/17/2025	7,045.00
SERV-U RESTAURANT & BAR SUPPLY Total					7,045.00
SHANNON, JANET L	REIM RTHEORY 082625	260090175	267224	9/17/2025	167.45
SHANNON, JANET L Total					167.45
Shea, Rachel	MILES 2025 AUG	(blank)	267225	9/17/2025	13.23
Shea, Rachel Total					13.23
SOLIANT HEALTH, LLC	21255605	260090196	267226	9/17/2025	1,988.80
SOLIANT HEALTH, LLC Total					1,988.80
SPORTS FACILITIES GROUP, INC.	S47685	263020103	267227	9/17/2025	90.17
SPORTS FACILITIES GROUP, INC. Total					90.17
SPORTS IMPORTS, INC.	INV33821	263520019	267228	9/17/2025	1,044.90
	INV33615	263520019	267228	9/17/2025	365.15
SPORTS IMPORTS, INC. Total					1,410.05
STARK EXCAVATING, INC	32781	260020267	267229	9/17/2025	1,165.50
STARK EXCAVATING, INC Total					1,165.50
STEVE WEISS MUSIC	INV1398584.1	263020115	267230	9/17/2025	67.95
	INV1394506.1	263020100	267230	9/17/2025	46.95
STEVE WEISS MUSIC Total					114.90
STEVENS, LAURA A	REIM EXTCORD 070825	262020006	267231	9/17/2025	18.24
STEVENS, LAURA A Total					18.24
STRATUS NETWORKS, INC.	236289	260040087	267232	9/17/2025	348.28
STRATUS NETWORKS, INC. Total					348.28
SUMMIT FINANCIAL RESOURCES LP	S283282	260030068	267233	9/17/2025	1,525.59
SUMMIT FINANCIAL RESOURCES LP Total					1,525.59
SUNBELT RENTALS INC	172227487-0002	260020349	267234	9/17/2025	3,404.25
	172555094-0001	260020349	267234	9/17/2025	2,114.99
SUNBELT RENTALS INC Total					5,519.24
SWANN SPECIAL CARE CENTER	STMT 0825	260090203	267235	9/17/2025	6,899.13
SWANN SPECIAL CARE CENTER Total					6,899.13
SYNTECH	318959	260120051	267236	9/17/2025	84.00
SYNTECH Total					84.00
SZWAJKA, KRISTYN MARIE	MILES 2025 AUG	(blank)	267237	9/17/2025	37.10
SZWAJKA, KRISTYN MARIE Total					37.10
TAMBURINI, JODI S	MILES 2025 AUG	(blank)	267238	9/17/2025	85.47
TAMBURINI, JODI S Total					85.47
TAYLOR, KEITH	MILES2025 August	(blank)	267239	9/17/2025	14.00

Expenditure Summary Report

From Date: 9/17/2025
To Date: 9/17/2025

Vendor	Invoice	PO No.	Check No.	Check Date	Amount
TAYLOR, KEITH Total					14.00
TEAGARDEN, MELISSA	JUL-AUG 25 HOURS	260070039	267240	9/17/2025	350.00
TEAGARDEN, MELISSA Total					350.00
TEAM AUTOMOTIVE AND TIRE	7836705	260020302	267241	9/17/2025	1,216.17
	7836694	260120046	267241	9/17/2025	121.32
	310901	260120048	267241	9/17/2025	40.00
	310903	260120048	267241	9/17/2025	40.00
	7836621	260120046	267241	9/17/2025	59.34
	7836547	260120046	267241	9/17/2025	995.65
	310644	260120048	267241	9/17/2025	40.00
	310406	260120048	267241	9/17/2025	40.00
	310316	260120048	267241	9/17/2025	40.00
TEAM AUTOMOTIVE AND TIRE Total					2,592.48
TEVOERT AUTO REPAIR	23529	260020313	267242	9/17/2025	215.50
TEVOERT AUTO REPAIR Total					215.50
THE GREAT DISPLAY COMPANY	6853	262010018	267243	9/17/2025	4,386.00
THE GREAT DISPLAY COMPANY Total					4,386.00
THE MUSIC SHOPPE, INC	4012706	262010017	267244	9/17/2025	10.19
	4013180	262010017	267244	9/17/2025	22.40
	4004133	263020094	267244	9/17/2025	61.79
	3959357	263020097	267244	9/17/2025	75.00
	3966930	263020094	267244	9/17/2025	477.99
	3975839	262010014	267244	9/17/2025	110.28
	3975790	262010013	267244	9/17/2025	81.30
	3975787	262010014	267244	9/17/2025	30.30
	3960412	262010013	267244	9/17/2025	4,807.00
	3930444	262010014	267244	9/17/2025	17.00
	3929116	262010014	267244	9/17/2025	8.50
	3928688	262010014	267244	9/17/2025	10.20
	3919198	262010014	267244	9/17/2025	10.19
	3904399	262010014	267244	9/17/2025	38.25
THE MUSIC SHOPPE, INC Total					5,760.39
THE OMNI GROUP	2509-7601	260010076	267245	9/17/2025	35.50
THE OMNI GROUP Total					35.50
TOHME, RACHEL A	REIM BOOK 082325	263020093	267246	9/17/2025	22.50
TOHME, RACHEL A Total					22.50
TOWN OF NORMAL - UTILITY BILLING	STMT 0925	260010031	267006	9/17/2025	34,751.13
TOWN OF NORMAL - UTILITY BILLING Total					34,751.13
TRIPP, KRISTEN A	REIM PRIME FEE 90825	260080147	267247	9/17/2025	139.00
TRIPP, KRISTEN A Total					139.00
TURCOTTE, BRIANA L	MILES 2025 AUG	(blank)	267248	9/17/2025	83.30
TURCOTTE, BRIANA L Total					83.30
TURCZYN, KYLEE J	MILES2025 August	(blank)	267249	9/17/2025	39.69
TURCZYN, KYLEE J Total					39.69
TURNER, JUSTIN	MILES 2025 AUG	(blank)	267250	9/17/2025	29.47
TURNER, JUSTIN Total					29.47

Expenditure Summary Report

From Date: 9/17/2025
To Date: 9/17/2025

Vendor	Invoice	PO No.	Check No.	Check Date	Amount
TYLER TECHNOLOGIES, INC	025-527604	260010084	267251	9/17/2025	1,800.00
TYLER TECHNOLOGIES, INC Total					1,800.00
ULINE	196790377	260030057	267252	9/17/2025	9,132.98
ULINE Total					9,132.98
UNIT 5 DECKER INDUSTRIES	114 090825	262010015	267253	9/17/2025	1,207.50
		100 262040006	267253	9/17/2025	143.40
UNIT 5 DECKER INDUSTRIES Total					1,350.90
UNIT 5 VOCATIONAL TRAINING CTR/DECK		108 261220004	267254	9/17/2025	7.50
UNIT 5 VOCATIONAL TRAINING CTR/DECK Total					7.50
VESTIS SERVICES, LLC	6130654491	260020249	267255	9/17/2025	17.60
	6130654492	260020249	267255	9/17/2025	29.50
	6130653971	260020249	267255	9/17/2025	37.00
	6130653972	260020249	267255	9/17/2025	21.20
	6130653975	260020249	267255	9/17/2025	8.80
	6130653165	260020249	267255	9/17/2025	12.60
	6130653181	260020249	267255	9/17/2025	13.00
	6130653217	260020249	267255	9/17/2025	22.50
	6130653241	260020249	267255	9/17/2025	21.20
	6130646321	260020249	267255	9/17/2025	13.00
	6130650609	260020249	267255	9/17/2025	10.20
	6130652592	260020249	267255	9/17/2025	4.40
	6130652640	260020249	267255	9/17/2025	20.19
	6130652641	260020249	267255	9/17/2025	63.80
	6130652084	260020249	267255	9/17/2025	2.80
	6130652103	260020249	267255	9/17/2025	8.40
	6130651317	260020249	267255	9/17/2025	29.50
	6130651382	260020249	267255	9/17/2025	12.80
	6130650578	260020249	267255	9/17/2025	37.00
	6130650579	260020249	267255	9/17/2025	21.20
	6130650580	260020249	267255	9/17/2025	20.80
	6130649830	260020249	267255	9/17/2025	22.50
	6130649240	260020249	267255	9/17/2025	9.60
	6130649291	260020249	267255	9/17/2025	13.40
VESTIS SERVICES, LLC Total					472.99
VISSERING, DIANA L	REIM NOTEBOOKS 82625	262040009	267256	9/17/2025	10.00
VISSERING, DIANA L Total					10.00
WALKER, VALENTINE S	REIM BATTERY 090225	263020111	267257	9/17/2025	24.98
WALKER, VALENTINE S Total					24.98
WALSH, ANNA F	REIM SUPPLIES 082525	262020012	267258	9/17/2025	9.75
WALSH, ANNA F Total					9.75
WASHINGTON MIDDLE SCHOOL - WASHINGTON IL	KJHS CC BG 090225	262500024	267007	9/17/2025	140.00
WASHINGTON MIDDLE SCHOOL - WASHINGTON IL Total					140.00
WATTS COPY SYSTEMS, INC. - LEASING	40118325	260010020	267259	9/17/2025	1,577.85
	40077629	260010021	267259	9/17/2025	82.61
WATTS COPY SYSTEMS, INC. - LEASING Total					1,660.46
WEATHERPROOFING TECHNOLOGIES, INC.	98229956	2504810	267260	9/17/2025	317,698.40
	98103602 A	2504810	267260	9/17/2025	20,000.00
WEATHERPROOFING TECHNOLOGIES, INC. Total					337,698.40

Expenditure Summary Report

From Date: 9/17/2025
To Date: 9/17/2025

Vendor	Invoice	PO No.	Check No.	Check Date	Amount
WELLWOOD, ABIGAIL	MILES 2025 AUG	(blank)	267261	9/17/2025	61.81
WELLWOOD, ABIGAIL Total					61.81
WHEELER, SAMUEL JAMES	MILES 2025 AUG	(blank)	267262	9/17/2025	56.35
WHEELER, SAMUEL JAMES Total					56.35
WIIST, DEANNA M	REIM GUATA CRAFT 825	263020080	267263	9/17/2025	100.90
WIIST, DEANNA M Total					100.90
WILLIAMS, CAMEO	REIM STAFFGIFT AUG25	261050006	267264	9/17/2025	500.67
WILLIAMS, CAMEO Total					500.67
WILLIAMS, JEFFERY L.	082925	260070044	267265	9/17/2025	2,659.48
WILLIAMS, JEFFERY L. Total					2,659.48
WILLSCOT MOBILE MINI	9024394570	260040083	267266	9/17/2025	240.00
	9024394571	260040084	267266	9/17/2025	240.00
	9024394572	260040085	267266	9/17/2025	240.00
	9024394569	260040086	267266	9/17/2025	235.00
WILLSCOT MOBILE MINI Total					955.00
WINSLER, ANNETTE	MILES 2025 AUG	(blank)	267267	9/17/2025	20.37
WINSLER, ANNETTE Total					20.37
YAKLICH, MEGAN KATHRYN	REIM MATERIAL 082725	261220007	267268	9/17/2025	44.60
	REIM MENARDS CERT	261220009	267268	9/17/2025	12.07
YAKLICH, MEGAN KATHRYN Total					56.67
ZABUKOVEC, MELISSA	MILES2025 August	(blank)	267269	9/17/2025	5.88
ZABUKOVEC, MELISSA Total					5.88
ZELLER DIGITAL INNOVATIONS	45575	260040094	267270	9/17/2025	535.71
ZELLER DIGITAL INNOVATIONS Total					535.71
ZIMMERMAN, CLAIRE CHRISTINE	MILES 2025 AUG	(blank)	267271	9/17/2025	123.83
ZIMMERMAN, CLAIRE CHRISTINE Total					123.83
ZINK, LAURA SUSANNE	MILES2025 August	(blank)	267272	9/17/2025	49.77
ZINK, LAURA SUSANNE Total					49.77
ZOBEL, DANIEL B	MILES2025 August	(blank)	267273	9/17/2025	28.00
ZOBEL, DANIEL B Total					28.00
Grand Total					2,886,673.51

Expenditure Summary Report

From Date: 9/17/2025
To Date: 9/17/2025

Fund	Amount
10	885,398.34
20	469,948.45
30	1,577.85
40	127,644.64
80	23,849.38
90	1,378,254.85
Grand Total	2,886,673.51

Expenditure Summary Report

From Date: 8/20/2025
To Date: 8/20/2025

Vendor	Invoice	PO No.	Check No.	Check Date	Amount
ANGSTEN, ALESHA KRISTINE	V595699	(blank)	5098	8/20/2025	35.00
ANGSTEN, ALESHA KRISTINE Total					35.00
KNEPLER, JULIA	V432521	(blank)	5099	8/20/2025	15.97
	V384426	(blank)	5099	8/20/2025	47.67
KNEPLER, JULIA Total					63.64
OLIVEROS-GALLARDO INEZ	V76960376	(blank)	3191	8/20/2025	500.00
OLIVEROS-GALLARDO INEZ Total					500.00
ROMERO, LAUREN A	V14317709	(blank)	3190	8/20/2025	150.00
ROMERO, LAUREN A Total					150.00
Grand Total					748.64

Expenditure Summary Report

From Date: 8/20/2025
To Date: 8/20/2025

Fund	Amount
99	748.64
Grand Total	748.64

MCLEAN COUNTY UNIT DISTRICT NO. 5
Authorization for Payment of Bills and Payrolls
August 21, 2025 through September 17, 2025

SUMMARY OF BILLS & PAYROLLS BY FUND

Fund	¹ Prepaid Bills	² Bills To Be Paid	³ Payrolls	Total
07 Flexible Benefit Plan Trust Fund	36,797.24	0.00	0.00	36,797.24
08 Unit 5 Self-Funded Insurance	1,351,979.22	0.00	0.00	1,351,979.22
10 Educational	1,037,822.89	885,398.34	11,089,135.57	13,012,356.80
20 Operations & Maintenance	658,966.81	469,948.45	713,352.97	1,842,268.23
30 Debt Service	0.00	1,577.85	0.00	1,577.85
40 Transportation	104,312.84	127,644.64	23,609.75	255,567.23
50 Social Security	0.00	0.00	291,304.40	291,304.40
51 IMRF	0.00	0.00	184,927.46	184,927.46
60 Capital Projects	0.00	0.00	0.00	0.00
70 Working Cash	0.00	0.00	0.00	0.00
80 Tort Immunity	223,583.21	23,849.38	40,467.83	287,900.42
90 Life Safety	1,162,775.23	1,378,254.85	0.00	2,541,030.08
99 Student Activity Funds ⁴	219,051.31	0.00	0.00	219,051.31
Grand Total	\$4,795,288.75	\$2,886,673.51	\$12,342,797.98	\$20,024,760.24

¹ For funds 8 through 90, these bills were paid on and between 8/21/25 and 9/16/25. Please see the "Vendor Bill Listing - PREPAID" report for details.

² These bills have not been paid yet. Please see the "Vendor Bill Listing - TO BE PAID" report for details.

³ Please see the "Payroll Fund Totals" report for details.

⁴ These bills will always be listed as "prepaid" and include bills paid on the date of the last Board meeting. This is to ensure that all payments are captured for reporting purposes. For this report, these bills were paid on and between 8/20/25 and 9/16/25. Please see the Student Activity Funds section of the "Vendor Bill Listing - PREPAID" and the "Vendor Bill Listing - PREPAID - SA" report for details. The Student Activity Funds totals on these reports will equal the Student Activity Funds total on this summary.

ATTEST:

I certify that the Board of Education has reviewed and authorized the payment of bills and payrolls in the amount of \$20,024,760.24.

 Alex Williams, President, Board of Education

 Date

 Mark Adams, Secretary, Board of Education

 Date

CUSD No. 5, McLean and Woodford Counties, Illinois

Payroll Fund Totals

Fiscal Year: 2024-2025

Pay Cycle:

Pay Period: Start Date: End Date: Pay Date:

Certified - Semi 28 08/01/2025 08/15/2025 08/29/2025

FUND	GROSS	FICA	RETIREMENT	BENEFITS	TOTALS
Certified - Semi - Period Number: 28					
10	3,035,614.13	0.00	157,412.18	399,330.00	3,592,356.31
50	0.00	41,683.54	0.00	0.00	41,683.54
Period Total:	\$3,035,614.13	\$41,683.54	\$157,412.18	\$399,330.00	\$3,634,039.85
Grand Totals:	\$3,035,614.13	\$41,683.54	\$157,412.18	\$399,330.00	\$3,634,039.85

End of Report

CUSD No. 5, McLean and Woodford Counties, Illinois

Payroll Fund Totals

Fiscal Year: 2025-2026

Pay Cycle:	Pay Period:	Start Date:	End Date:	Pay Date:
Certified - Semi	4	08/01/2025	08/15/2025	08/29/2025
Certified - Semi	4.1	08/01/2025	08/15/2025	08/29/2025
Certified - Semi	5	08/16/2025	08/31/2025	09/15/2025
Certified - Semi	5.1	08/16/2025	08/31/2025	09/15/2025
Certified - Semi	5.2	08/16/2025	08/31/2025	09/15/2025
Classified - Semi	4	08/01/2025	08/15/2025	08/29/2025
Classified - Semi	4.1	08/01/2025	08/15/2025	08/29/2025
Classified - Semi	4.2	08/01/2025	08/15/2025	08/29/2025
Classified - Semi	5	08/16/2025	08/31/2025	09/15/2025
Classified - Semi	5.1	08/16/2025	08/31/2025	09/15/2025
Classified - Semi	5.2	08/16/2025	08/31/2025	09/16/2025

FUND	GROSS	FICA	RETIREMENT	BENEFITS	TOTALS
Certified - Semi - Period Number: 4					
10	422,268.03	0.00	45,312.61	49,775.50	517,356.14
50	0.00	5,997.76	0.00	0.00	5,997.76
80	5,643.11	0.00	600.66	707.50	6,951.27
Period Total:	\$427,911.14	\$5,997.76	\$45,913.27	\$50,483.00	\$530,305.17

Certified - Semi - Period Number: 5					
10	3,636,572.50	0.00	244,095.09	479,648.00	4,360,315.59
50	0.00	50,407.00	0.00	0.00	50,407.00
80	4,439.17	0.00	528.17	707.50	5,674.84
Period Total:	\$3,641,011.67	\$50,407.00	\$244,623.26	\$480,355.50	\$4,416,397.43

Classified - Semi - Period Number: 4					
10	952,747.27	0.00	2,393.75	270,256.67	1,225,397.69
20	309,213.37	0.00	1,013.95	47,014.83	357,242.15
40	9,058.47	0.00	0.00	2,415.00	11,473.47
50	0.00	93,478.40	0.00	0.00	93,478.40
51	0.00	0.00	91,535.09	0.00	91,535.09
80	11,383.34	0.00	550.52	1,987.00	13,920.86
Period Total:	\$1,282,402.45	\$93,478.40	\$95,493.31	\$321,673.50	\$1,793,047.66

Classified - Semi - Period Number: 5					
10	1,015,674.32	0.00	2,393.75	274,409.00	1,292,477.07
20	302,206.55	0.00	1,025.73	49,282.50	352,514.78
40	9,721.28	0.00	0.00	2,415.00	12,136.28
50	0.00	97,628.37	0.00	0.00	97,628.37
51	0.00	0.00	93,065.90	0.00	93,065.90
80	11,383.34	0.00	550.52	1,987.00	13,920.86
Period Total:	\$1,338,985.49	\$97,628.37	\$97,035.90	\$328,093.50	\$1,861,743.26

Certified - Semi - Period Number: 5.1					
10	34,877.50	0.00	288.52	805.00	35,971.02
50	0.00	505.04	0.00	0.00	505.04
Period Total:	\$34,877.50	\$505.04	\$288.52	\$805.00	\$36,476.06

Certified - Semi - Period Number: 5.2

FUND	GROSS	FICA	RETIREMENT	BENEFITS	TOTALS
10	8,241.75	0.00	0.00	0.00	8,241.75
50	0.00	630.44	0.00	0.00	630.44
Period Total:	\$8,241.75	\$630.44	\$0.00	\$0.00	\$8,872.19

Certified - Semi - Period Number: 4.1

10	47,000.00	0.00	0.00	0.00	47,000.00
Period Total:	\$47,000.00	\$0.00	\$0.00	\$0.00	\$47,000.00

Classified - Semi - Period Number: 4.1

10	968.00	0.00	0.00	0.00	968.00
50	0.00	74.04	0.00	0.00	74.04
51	0.00	0.00	12.80	0.00	12.80
Period Total:	\$968.00	\$74.04	\$12.80	\$0.00	\$1,054.84

Classified - Semi - Period Number: 4.2

10	7,902.50	0.00	0.00	0.00	7,902.50
20	792.00	0.00	0.00	0.00	792.00
50	0.00	665.09	0.00	0.00	665.09
51	0.00	0.00	139.08	0.00	139.08
Period Total:	\$8,694.50	\$665.09	\$139.08	\$0.00	\$9,498.67

Classified - Semi - Period Number: 5.1

20	2,401.54	0.00	0.00	402.50	2,804.04
50	0.00	146.78	0.00	0.00	146.78
51	0.00	0.00	174.59	0.00	174.59
Period Total:	\$2,401.54	\$146.78	\$174.59	\$402.50	\$3,125.41

Classified - Semi - Period Number: 5.2

10	1,149.50	0.00	0.00	0.00	1,149.50
50	0.00	87.94	0.00	0.00	87.94
Period Total:	\$1,149.50	\$87.94	\$0.00	\$0.00	\$1,237.44

Grand Totals:	\$6,793,643.54	\$249,620.86	\$483,680.73	\$1,181,813.00	\$8,708,758.13
----------------------	-----------------------	---------------------	---------------------	-----------------------	-----------------------

End of Report



MCLEAN COUNTY UNIT SCHOOL DISTRICT NO. 5
Statement of Revenues, Expenditures, And Changes In Fund Balances
Operating Funds (Educational, Operations & Maintenance, Transportation and Tort)
Fiscal Year-To-Date Ending July 31, 2025

	Month-To-Date	Year-To-Date	Budget	% YTD Budget
REVENUE COLLECTED				
Local Sources:				
Property Taxes	56,391	56,391	148,282,702	0.0%
Personal Property Replacement Tax (PPRT)	391,610	391,610	2,503,469	15.6%
Food Service	11,692	11,692	3,040,000	0.4%
District Fees	119,680	119,680	1,673,302	7.2%
Other Local Sources	294,708	294,708	2,942,850	10.0%
State Sources:				
Evidence Based Funding	-	-	25,515,862	0.0%
Special Education	-	-	1,420,000	0.0%
Transportation Claim	-	-	6,388,801	0.0%
Early Childhood	212,432	212,432	2,226,686	9.5%
Other State Sources	22,934	22,934	2,074,782	1.1%
Federal Sources:				
Food Service	-	-	3,539,000	0.0%
ESEA Title I	836,812	836,812	2,604,729	32.1%
Special Education (IDEA)	1,020,233	1,020,233	3,434,140	29.7%
Medicaid Matching	1,093,686	1,093,686	1,400,000	78.1%
Other Federal Sources	465,786	465,786	2,731,711	17.1%
Total Revenue Collected	4,525,963	4,525,963	209,778,034	2.2%
EXPENDITURES PAID				
Instruction:				
Salaries & Benefits	7,496,703	7,496,703	99,659,412	7.5%
Other Objects	709,406	709,406	9,083,749	7.8%
Support Services - Pupil Related:				
Salaries & Benefits	1,454,224	1,454,224	18,516,315	7.9%
Other Objects	205,910	205,910	1,513,194	13.6%
Support Services - Other:				
Salaries & Benefits	2,363,533	2,363,533	28,016,335	8.4%
Other Objects	1,173,705	1,173,705	34,226,432	3.4%
Community Services	78,550	78,550	1,579,575	5.0%
Nonprogrammed Charges	54,655	54,655	2,125,444	2.6%
Capital Outlay	4,743,787	4,743,787	8,980,360	52.8%
Debt Service	46,224	46,224	46,224	100.0%
Total Expenditures Paid	18,326,696	18,326,696	203,747,039	9.0%
NET CHANGE IN FUND BALANCE BEFORE OTHER FINANCING SOURCES (USES)	(13,800,734)	(13,800,734)	6,030,995	
OTHER FINANCING SOURCES (USES)				
Proceeds from Issuance of Debt	49,096	49,096	49,096	100.0%
Proceeds from Fixed Asset Disposal	7,906	7,906	-	0.0%
Transfers In	-	-	5,500,000	0.0%
Other Sources	-	-	-	0.0%
Transfers Out	(1,969,968)	(1,969,968)	(2,949,447)	66.8%
Other Uses	-	-	-	0.0%
Total Other Financing Sources (Uses)	(1,912,966)	(1,912,966)	2,599,649	-73.6%
NET CHANGE IN FUND BALANCE	(15,713,700)	(15,713,700)	8,630,643	



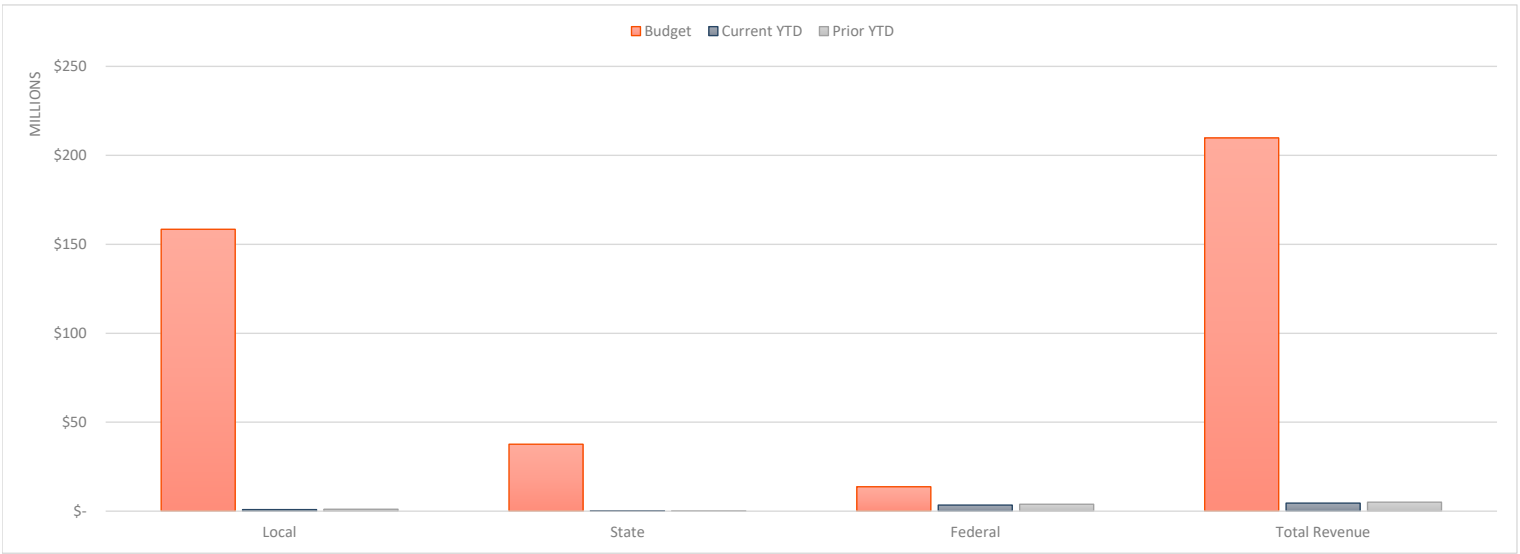
MCLEAN COUNTY UNIT SCHOOL DISTRICT NO. 5
Statement of Fund Balances
Governmental Funds (Excluding Student Activity Funds) and Internal Service Funds
Fiscal Year-To-Date Ending July 31, 2025

	Fund Balance 7/1/2025	Revenues	Expenditures	Other Sources (Uses)	Fund Balance 7/31/2025	Interfund Receivable (Loan)	Cash Balance	Investments
GOVERNMENTAL FUNDS								
Operating Funds:								
Educational	28,471,465	4,436,717	15,122,021	(1,695,545)	16,090,616	-	19,046,305	-
Operations & Maintenance	1,967,407	76,691	1,241,377	(223,726)	578,995	-	625,304	-
Transportation	263,952	3,487	1,536,993	6,305	(1,263,249)	(1,300,000)	38,260	-
Tort Immunity	663,003	9,068	426,305	-	245,766	-	251,348	-
Total Operating Funds	31,365,828	4,525,963	18,326,696	(1,912,966)	15,652,128	(1,300,000)	19,961,217	-
Other Funds:								
Debt Service	7,755,515	50,432	2,084,695	1,969,968	7,691,219	-	7,370,657	320,562
Social Security	1,483,916	48,855	270,314	-	1,262,457	-	1,262,457	-
Municipal Retirement (IMRF)	1,651,437	12,846	169,597	-	1,494,687	-	1,809,251	-
Capital Projects	-	-	-	-	-	-	-	-
Working Cash	56,790,105	153,862	-	-	56,943,967	5,550,000	24,229,229	27,164,738
Fire Prevention & Safety	10,005,054	23,786	2,023,697	-	8,005,143	(1,100,000)	42,233	9,062,909
Total Other Funds	77,686,027	289,781	4,548,303	1,969,968	75,397,473	4,450,000	34,713,829	36,548,209
Total Governmental Funds	109,051,855	4,815,744	22,874,999	57,002	91,049,601	3,150,000	54,675,045	36,548,209
INTERNAL SERVICE FUNDS								
Self-Funded Insurance Fund	(923,978)	1,994,783	2,520,972	-	(1,450,167)	(3,150,000)	1,651,504	-

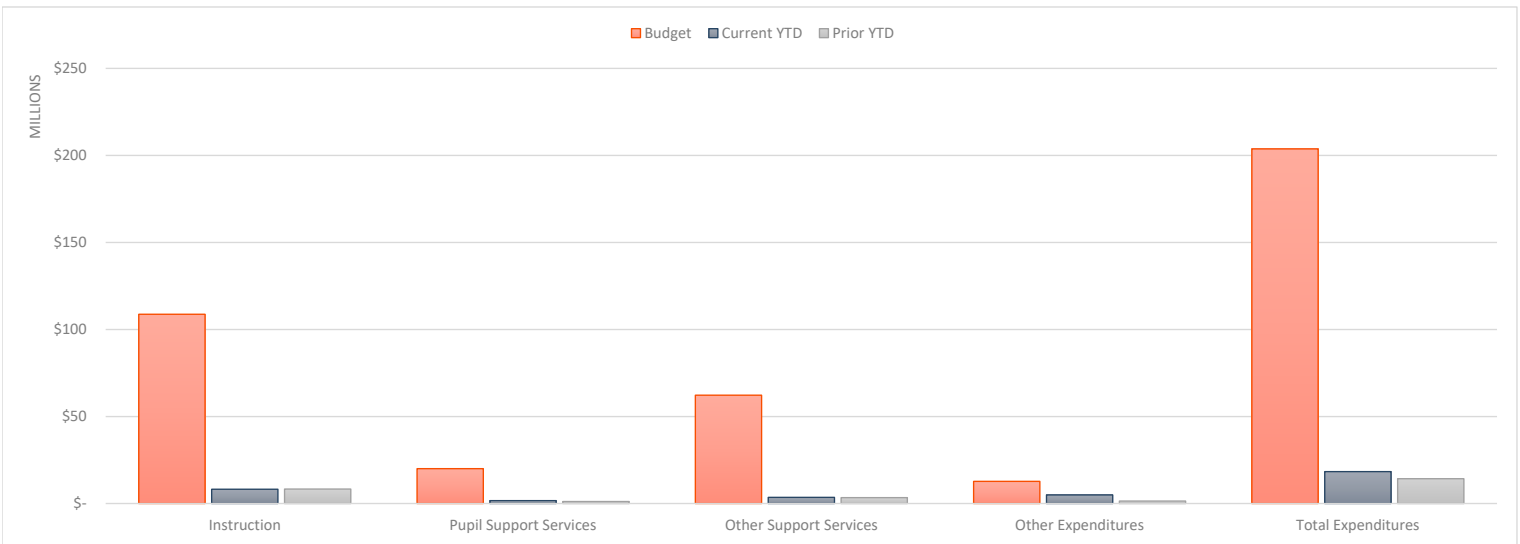


MCLEAN COUNTY UNIT SCHOOL DISTRICT NO. 5
Operating Funds (Educational, Operations & Maintenance, Transportation and Tort) Dashboard
Fiscal Year-To-Date Ending July 31, 2025

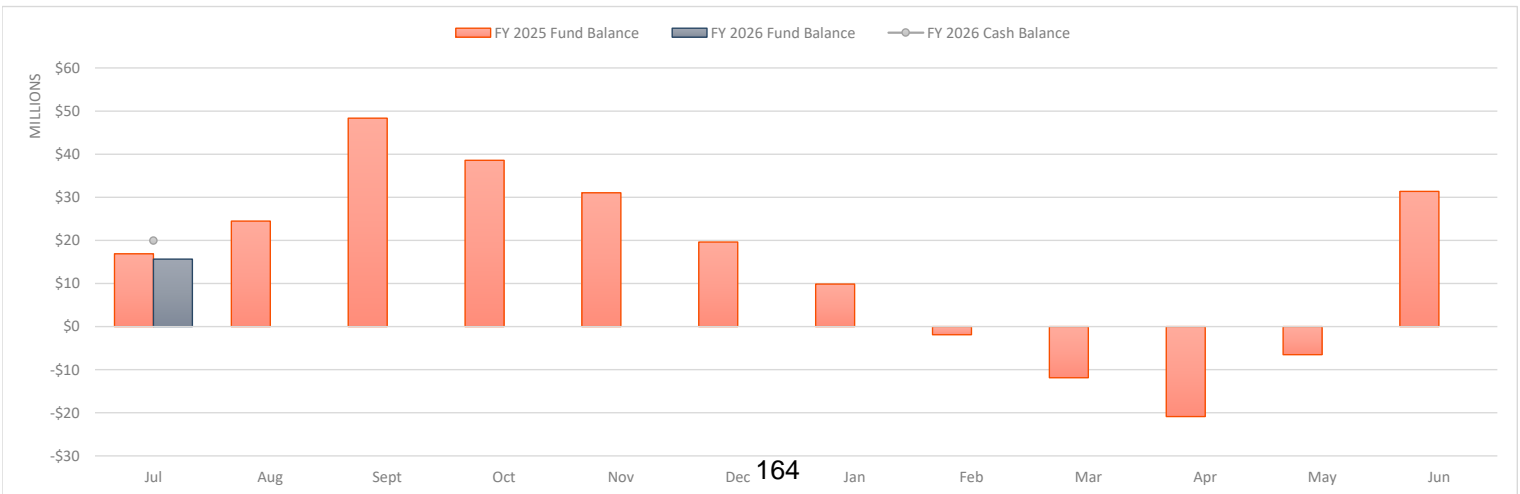
REVENUES - BUDGET, CURRENT YTD AND PRIOR YTD



EXPENDITURES - BUDGET, CURRENT YTD AND PRIOR YTD



FUND BALANCE & CASH BALANCE



Use of Credit and Procurement Cards

The Superintendent and employees designated by the Superintendent are authorized to use District credit and procurement cards to simplify the acquisition, receipt, and payment of purchases and travel expenses incurred on the District's behalf. Credit and procurement cards shall only be used for those expenses that are for the District's benefit and serve a valid and proper public purpose; they shall not be used for personal purchases. Cardholders are responsible for exercising due care and judgment and for acting in the District's best interests.

The Superintendent or designee shall manage the use of District credit and procurement cards by employees. It is the Board's responsibility, through the audit and approval process, to determine whether District credit and procurement card use by the Superintendent is appropriate.

In addition to the other limitations contained in this and other Board policies, District credit and procurement cards are governed by the following restrictions:

1. Credit and/or procurement cards may only be used to pay certain job-related expenses or to make purchases on behalf of the Board or District or any student activity fund, or for purposes that would otherwise be addressed through a conventional revolving fund.
2. The Superintendent or designee shall instruct the issuing institution to block the cards' use at unapproved merchants.
3. The Superintendent or designee may limit the amount each cardholder may charge in a single purchase or within a given month and inform the issuing institution of these limitations.
4. The Superintendent or designee must approve the use of a District credit or procurement card whenever such use is by telephone, fax, and the Internet. Permission shall be withheld when the use violates any Board policy, is from a vendor whose reputation has not been verified, or would be more expensive than if another available payment method were used.
5. The consequences for unauthorized purchases include, but are not limited to, reimbursing the District for the purchase amount, loss of cardholding privileges, and if made by an employee, discipline up to and including discharge.
6. All cardholders must sign a statement affirming that they are familiar with this policy.
7. The Superintendent shall implement a process whereby all purchases using a District credit or procurement card are reviewed and approved by someone other than the cardholder or someone under the cardholder's supervision.
8. No individual may use a District credit or procurement card to make purchases in a manner contrary to State law, including, but not limited to, the bidding and other purchasing requirements in 105 ILCS 5/10-20.21, or any Board policy.
9. The Superintendent or designee shall account for any financial or material reward or rebate offered by the company or institution issuing the District credit or procurement card and shall ensure that it is used for the District's benefit.

10. The credit or procurement card is the property of the District and should be secured as one would secure their own personal card. It is the cardholder's responsibility to notify the vendor that the District is tax exempt. The State tax-exempt number and form are available from the District's business office. Cardholders should present this form for all purchases. Every reasonable effort should be made to avoid paying sales tax.

Cardholder Responsibilities

1. The cardholder is responsible for securing receipts for all purchases. Receipts must be itemized and detailed. If a receipt is not secured at the time of purchase, it is the cardholder's responsibility to ensure the vendor is contacted to get a copy of the receipt.
2. After multiple unsuccessful attempts to obtain a receipt for a purchase from the vendor, a Missing Receipt Affidavit must be filled out for all missing or lost receipts. Excessive use of this form may result in loss of credit and procurement card privileges.
3. The cardholder is responsible for ensuring that the District doesn't pay sales tax on credit and procurement card purchases.
4. Must attempt to resolve disputes directly with the vendor. If disputes cannot be resolved with the vendor, the dispute must be reported to the card issuer.
5. Must take steps to safeguard their credit card against theft or loss. If the card is lost or stolen, or there are suspicious transactions, the card issuer must be notified immediately.

LEGAL REF.: 105 ILCS 5/10-20.21.
23 Ill. Admin. Code §100.70(d).

CROSS REF.: 4.50 (Payment Procedures), 4.60 (Purchases and Contracts), 4.80 (Accounting and Audits), 4.90 (Student Activity and Fiduciary Funds), 5.60 (Expenses)

Adopted: November 11, 2009
Reviewed: August 2025
Amended: September 17, 2025

Administrative Procedure - Controls for the Use of District Credit and Procurement Cards

This procedure implements, and is subject to, Board Policy 4.55, *Use of Credit and Procurement Cards*. The business office shall oversee the following controls:

Issue District credit and/or procurement cards to only authorized individuals.

1. Require prior authorization from the Superintendent or designee before issuing a card to any individual.
2. Have cardholders sign Exhibit 4.55-E1, *Cardholder's Statement Affirming Familiarity with Requirements for Using District Credit and/or Procurement Cards*.
3. Instruct cardholders:
 - a. In the proper use of cards, and;
 - b. How to document purchases, including the need to: (a) present an itemized receipt in addition to a credit or procurement card receipt for each item, (b) indicate the date, purpose, and nature of the charge on the receipt, and (c) identify the names of individuals for whom expenditures were incurred on the receipt.

Monitor that credit and/or procurement cards are being used for appropriate purchases.

1. Prohibit the use of District credit or procurement cards for personal expenses. Two problems prevent personal use pending later reimbursement – there is no guarantee of reimbursement and the practice is a *de facto* loan available only to certain employees.
2. Do not use cards that allow cash advances or cash back from purchases.
3. Establish reasonable credit limits for each purchase, transaction, and/or the balance total on each card. Reduce the limits on existing cards if necessary. Require prior authorization for purchases above these limits.
4. When a card is used for “emergency purposes,” require that the user clearly document the emergency situation that justified the need.
5. Block certain types of vendors or purchases using Merchant Category Codes – these categorize businesses by the products or services they provide. Request that the card issuer prohibit charges from dry cleaners, health or beauty spas, liquor stores, race tracks, casinos, houses of worship, physicians, and other merchant categories the District will never use.
6. Perform scheduled and random analyses of individual cardholders. This includes examining the continued need for the card and the nature of purchases being made.
7. Perform scheduled and random analyses to determine whether Board policy is being followed.

Safeguard District credit and procurement cards.

1. Keep all cards in a secure location.
2. Issue cards only for the time period that they are needed.
3. Issue cards in the names of specific individuals to help maintain accountability.
4. Prohibit a card's use by anyone other than the individual to whom a card is issued.
5. Develop and follow procedures to cancel cards when lost or stolen and when individuals leave employment.
6. Cancel existing cards that are not needed or accounted for.
7. Review and update master credit card lists annually.

Monitor credit and/or procurement card statements.

1. Review statements and watch for suspicious activity, such as, unusual destinations or items, purchases from a vendor whose reputation has not been verified, or purchases that would have been less expensive if another available payment method had been used.

Adopted: September 23, 2009

Reviewed: August 2025

Amended: September 17, 2025

Page 1 of 2

2. Have billing statements broken down by individual user.
3. Have a reconciliation process and timetable. This includes:
 - a. Reconciling credit card statements to itemized receipts and invoices;
 - b. Examining the documentation supporting purchases to ensure charges are authorized and reasonable;
 - c. Delegating approval, verification, and payment of bills to different individuals; and
 - d. Requiring someone other than the cardholder or an individual supervised by the cardholder to review and approve transactions.
4. In exceptional circumstances when the Superintendent approved a charge that would otherwise be disallowed, maintain a record documenting the Superintendent's approval as well as all other pertinent information about the charge.
5. Review all uses of a card via telephone, fax, and the Internet to be sure they were approved by the Superintendent or designee.
6. Establish a way of recouping inappropriate charges.
7. Do not use automatic payment deductions to pay credit or procurement card bills.
8. Pay bills on time to avoid paying fees and late charges.
9. Appropriately follow up on any discrepancies.
10. Verify that the items purchased were actually received.
11. Account for any financial or material reward or rebate offered by the company or institution issuing the District credit or procurement card and verify that it was used for the District's benefit.

The following District employees may be issued District credit and/or procurement cards. Other District employees may use a District credit and/or procurement card after receiving specific authorization from the Superintendent.

Employment Position	Authorized Use and Other Limitations
Superintendent	<ul style="list-style-type: none"> ▪ Actual and necessary expenses incurred in the performance of the Superintendent's duties. ▪ Expenses related to professional development.
District Administrators	<ul style="list-style-type: none"> ▪ Actual and necessary expenses incurred in the performance of the job duties. ▪ Expenses related to professional development.
Building Principals	<ul style="list-style-type: none"> ▪ Purchases of materials and supplies for their building that must be made quickly and/or are too small to process through the regular procedure. ▪ Expenses from student activity funds for educational, recreational, or cultural purposes. ▪ Expenses related to professional development.

Exhibit – Student Short Term Bus Suspension (1-3 Days) Reporting Form

Dear Parent(s)/Guardian(s):

Illinois law requires a School District to provide the following information to a parent/guardian of a child who is suspended from the bus due to an act of gross disobedience or misconduct.

Student Incident Date

Student handbook rule(s) violated: _____

Date and time of pre-suspension conference with student: _____

(If this conference was not held because the student's conduct posed an immediate danger to persons or property, list the date and time the pre-suspension conference will be conducted.)

Date(s) of Bus Suspension: _____

Date student is eligible to resume riding the bus: _____

Description of incident: *(List all pertinent information (date, time, location) regarding the specific act(s) of gross disobedience or misconduct resulting in the decision to suspend, including a rationale for the specific duration of the suspension.)*

It has been determined that: *(At least one of the following must be checked and completed.)*

- Your child's continued presence on the bus poses a threat to safety for the following reasons *(Check all that apply):*
- Psychological harm is likely to be caused to the other students due to the egregious nature of your child's conduct *(i.e. physical violence, threat);*
 - The history or record of your child's past conduct indicates your child is likely to engage in similar conduct in the future;
 - The presence of your child on the bus will foster a culture that such conduct is acceptable or tolerated;
 - Other reasons *(describe reason(s) for threat to safety):* _____

The school is required to make all reasonable efforts to resolve threats or disruptions and minimize the length of suspensions. To this end, the following efforts to resolve the threat have been or will be made (*check all that apply*):

The following behavioral and disciplinary interventions have been/will be attempted:

(List all behavioral and disciplinary interventions and resources previously utilized and that will be used in the future to address the threat to bus safety.)

- Change in bus seating
- Assembly/Presentation on Behavior Expectations/Prohibited Student Conduct
- MTSS/PBIS
- Check-In/Check-Out
- Individualized Check-In/Check-Out
- Social Academic Instructional Group (SAIG)
- Detention
- In-school suspension
- Other: _____

The following restorative practices will be attempted:

(List all restorative justice practices previously utilized and that will be used in the future to address the threat to bus safety.)

During the period of bus suspension, your child may not ride the bus to or from school or any School District activity.

To discuss this matter, you may contact the Building Principal. Alternatively, you have the right to have the suspension reviewed by the School Board or a hearing officer acting on the Board's behalf. To schedule a hearing, please send a written request within ten (10) calendar days to:

Superintendent
1809 West Hovey Avenue
Normal, IL 61761-4439

Building Principal

Date

C: Board of Education

Exhibit – Student Long Term Bus Suspension (4-10 Days) Reporting Form

Dear Parent(s)/Guardian(s):

Illinois law requires a School District to provide the following information to a parent/guardian of a child who is suspended from school due to an act of gross disobedience or misconduct.

Student Incident Date

Student handbook rule(s) violated: _____

Date and time of pre-suspension conference with student: _____

(If this conference was not held because the student's conduct posed an immediate danger to persons or property, list the date and time the pre-suspension conference will be conducted.)

Date(s) of Bus Suspension: _____

Date student is eligible to resume riding the bus: _____

Description of incident: *(List all pertinent information (date, time, location) regarding the specific act(s) of gross disobedience or misconduct resulting in the decision to suspend, including a rationale for the specific duration of the suspension.)*

It has been determined that: *(At least one of the following must be checked and completed.)*

- Your child's continued presence on the bus poses a threat to the safety of other students, staff or members of the school community for the following reasons. *(Check all that apply):*
- Psychological harm is likely to be caused to the students, staff, or members of the school community due to the egregious nature of your child's conduct *(i.e. physical violence, threat);*
 - The history or record of your child's past conduct indicates your child is likely to engage in similar conduct in the future;
 - The presence of your child on the bus will foster a culture that such conduct is acceptable or tolerated;
 - Other reasons *(describe reason(s) for threat to safety, staff or school community):* _____

Adopted: September 17, 2025
Reviewed: August 2025
Amended:

Your child's continued presence on the bus substantially disrupts, impedes or interferes with the operation of the bus as follows (*Check all that apply*):

- Psychological harm is likely to be caused to the students, staff, or members of the school community due to the egregious nature of your child's conduct (*i.e. physical violence, threat*);
- The history or record of your child's past conduct indicates your child is likely to engage in similar conduct in the future;
- The presence of your child on the bus will foster a culture that such conduct is acceptable or tolerated;
- Other reasons (*describe reason(s) for substantial disruption, impediment, or interference with operation of school*):

The school is required to make all reasonable efforts to resolve threats or disruptions and minimize the length of suspensions. To this end, the following efforts to resolve the threat or disruption have been or will be made (*check all that apply*):

The following appropriate and available behavioral and disciplinary interventions have been attempted and exhausted:

(List all behavioral and disciplinary interventions and resources previously utilized to address the student's behavior.)

- Assembly/Presentation on Behavior Expectations/Prohibited Student Conduct
- MTSS/PBIS
- Check-In/Check-Out
- Individualized Check-In/Check-Out
- Social Academic Instructional Group (SAIG)
- Detention
- In-school suspension
- Bus suspension (3 days or less)
- Other:

There are no other appropriate and available behavioral and disciplinary interventions to address the student's gross disobedience or misconduct.

The following restorative justice practices will be attempted:

(List all restorative justice practices previously utilized and that will be used in the future to address the threat to bus safety.)

During the period of bus suspension, your child may not ride the bus to or from school or any School District activity.

To discuss this matter, you may contact the Building Principal. Alternatively, you have the right to have the suspension reviewed by the School Board or a hearing officer acting on the Board's behalf. To schedule a Board hearing, please send a written request within ten (10) calendar days to:

Superintendent
1809 West Hovey Avenue
Normal, IL 61761-4439

Building Principal

Date

C: Board of Education

Community Use of School Facilities

School facilities are available to community organizations during non-school hours at designated times when such use does not:

- 1) interfere with any school function or the safety of students or employees; or
- 2) affect the property or liability of the District.

The use of school facilities for school purposes has precedence over all other uses.

The use of school facilities requires prior approval of the Superintendent or designee and is subject to applicable procedures. The District reserves the right to cancel previously scheduled use of facilities by community organizations or other groups.

Persons on school premises must abide by the District's conduct rules at all times.

School-affiliated organizations, school-sponsored programs, and organizations whose primary purpose is to provide financial assistance to the school are granted the use of school facilities at no cost, unless additional expenses are incurred. Governmental agencies are granted the use of school facilities in accordance with intergovernmental agreements between the Board and the agency. Fees and costs as determined by the Board shall apply to all other organizations and groups granted use of facilities unless prior approval for a waiver or reduced fee is granted by the Superintendent or designee. A fee schedule and other terms of use shall be prepared by the Superintendent and be subject to annual approval by the Board.

Emergency Use

The Board will make school facilities available for shelter and/or command centers during times of emergencies.

Permission to use any District facility during an emergency shall be obtained from the Superintendent or designee in accordance with established procedures.

Any use of a District facility during an emergency shall be supervised by a District staff member.

LEGAL REF.: 20 U.S.C. §7905, Boy Scouts of America Equal Access Act.
10 ILCS 5/11-4.1, Election Code.
105 ILCS 5/10-20.41, 5/10-22.10 and 5/29-3.5.
Good News Club v. Milford Central School, 533 U.S. 98 (2001).
Lamb's Chapel v. Center Moriches Union Free School Dist., 508 U.S. 384 (1993).
Rosenberger v. Rector and Visitors of Univ. of Va., 515 U.S. 819 (1995).

CROSS REF.: 7.330 (Student Use of Buildings - Equal Access), 8.25 (Advertising and Distributing Materials in Schools Provided by Non-School Related Entities), 8.30 (Visitors to and Conduct on School Property)

Administrative Procedure - Community Use of School Facilities

1. Only cafeterias, auditoriums, gymnasiums, classrooms, and designated athletic fields, along with needed hallways and parking areas, are available for community use.
2. Pools are available for community use with prior approval by Building Administration and limited to student groups, recognized community-based organizations, and governmental entities. A certificate of insurance with a minimum of \$1 million in liability coverage and naming the District as an additional insured must be provided and a certified lifeguard must be on duty at all times. Pool rentals by individuals are not permitted.
3. An Application for Use of School Facilities must be completed once per school year by all organizations or groups (including employees associated with a non-school related group) that are not school-affiliated organizations, school-sponsored programs, or organizations whose primary purpose is to provide financial assistance to the school who are requesting use of school facilities.
4. School-affiliated organizations, school-sponsored programs, and organizations whose primary purpose is to provide financial assistance to the school are granted the use of school facilities during non-school hours at designated times (see [Facility Rental Fast Facts](#)) at no cost, unless additional expenses such as overtime are incurred. School-affiliated organizations include organizations such as PTOs, Boosters, and the McLean County Unit School District No. 5 Foundation. School-sponsored programs include athletic/activity camps, competitions, and fundraisers. Organizations whose primary purpose is to provide financial assistance to the schools include PTOs, Boosters, and the McLean County Unit School District No. 5 Foundation.
5. Current full-time employees associated with a non-school related group may use school facilities for the group at no cost provided they are not charging a fee to participants and they are present and supervising use of the facilities when being used by the non-school related group.
6. Governmental agencies are granted the use of school facilities in accordance with intergovernmental agreements between the Board and the agency.
7. Fees and costs as determined by the Board (see Exhibit 8.20-E3, *Facility Rental Fees*) shall apply to all other organizations or groups granted use of school facilities unless prior approval for a waiver or reduced fee is granted by the Superintendent or designee.
8. Prior to using any school facilities, all other organizations and groups (i.e. not school-affiliated organizations, school sponsored programs, or organizations providing financial assistance to schools) must:
 - a. Return a completed Exhibit 8.20-E1, *Application and Procedures for Use of School Facilities*, along with one of the following:
 - i. A certificate of insurance verifying that the organization maintains adequate coverage against personal injury and/or property loss or return and naming Community Unit School District No. 5, McLean and Woodford Counties, Illinois as an additional insured; or
 - ii. A completed Exhibit 8.20-E2, *Non-School Related Group Acknowledgment, Assumption of Risk, Release, and Indemnification* forms for all participants;

Adopted: March 16, 1970
Reviewed: August 2025
Amended: September 17, 2025

- b. Pay the applicable fee (see Exhibit 8.20-E3, *Facility Rental Fees*);
- 9. All organizations and groups using school facilities must follow all Board policies and school rules and supply adequate supervision of participants and to ensure proper care and use of school facilities.

Application for Use of School Facilities

This application must be completed once per school year by all organizations or groups (including employees associated with a non-school related group) that are not school-affiliated organizations, school sponsored programs, or organizations whose primary purpose is to provide financial assistance to the school and who are requesting use of school facilities (see Administrative Procedure 8.20-API Community Use of School Facilities). A completed application must be submitted to and approved by the Building Administration of the requested school facility prior to using school facilities, along with the applicable fee and either: (1) a certificate of insurance naming Community Unit School District No. 5, McLean and Woodford Counties, Illinois as an additional insured; or (2) a completed Non-School Related Group Acknowledgment, Assumption of Risk, Release, and Indemnification form for each adult and minor participating in the organization or group using the school facility. Current full-time employees associated with a non-school related group may use school facilities for the group at no cost provided they are not charging a fee to participants and they are present and supervising use of the facilities when being used by the non-school related group. Use of school facilities for school purposes has precedence over all other uses.

Organization or Group name	Requested school facility
Supervisor from organization <i>(must be 21 years of age or older)</i>	Phone/email address
Program/activity	Date(s) and start/end time(s)
Equipment needed	Materials/equipment to be brought into facility
Room arrangement, including decorations	Food service required

By submitting this Application and in consideration for using school facilities, the Organization or Group agrees to:

- Follow all Board policies and school rules.
- Provide adequate adult supervision to ensure proper care and use of school facilities and that no minor is left alone after the activity. All adult supervisors must have cell phones with them at all times.
- Use only those school facilities and areas approved by the Building Administration. Only the cafeteria, auditorium, gymnasium, and designated athletic fields, along with needed hallways and parking areas, are available for community use. Pools are available for use with prior approval by Building Administration and limited to student groups, recognized community-based organizations, and governmental entities. A certificate of insurance with a minimum of \$1 million in liability coverage and naming the District as an additional insured must be provided and a certified lifeguard must be on duty at all times. Pool rentals by individuals are not permitted. Designated baseball or softball fields will be unlocked for use by the Building Administration and must be raked by the organization or group at the end of its use. Entering any room or area not in use by the group is prohibited. The adult supervisor will vacate the facility at the scheduled end time. Use of the school facility is not permitted past the agreed end time.
- Not move furniture or equipment without prior approval from the Building Administration.

Adopted: March 16, 1970
Reviewed: August 2025
Amended: September 17, 2025

- Not attach, nail, or otherwise affix signs, displays, or materials to walls.
- Assume all risk arising out of its use of the facility or school property, including any personal injury, property damage, or disease.
- Indemnify and hold harmless the Board and its agents and employees for and from any and all loss including attorneys' fees, damages, expense, and liability arising out of its use of school property.
- Pay any damages to school facilities, furniture, or equipment arising out of its use of school property whether such damage was accidental or deliberate. The cost of damages will be based on the repair or replacement cost, the choice of which is at the Board's discretion.
- **Use appropriate emergency procedures including calling 9-1-1 for medical emergencies and whenever an Automatic External Defibrillator (AED) is used.**

_____ *Initial here if this is agreeable*

- **Follow the District's Plan for Responding to a Medical Emergency at a Physical Fitness Facility with an AED, 4.170-AP6.**

Important: The District will not supervise the activity nor will it supply trained AED users to act as emergency responders at any time, including during staffed business hours.

Activity being proposed is not in a physical fitness facility.

_____ *Initial here if this is agreeable*

Copy of the District's *Plan for Responding to a Medical Emergency at a Physical Fitness Facility with an AED* has been provided. 77 Ill. Admin. Code §§527.400(a) and 527.800(c).

Important: State law encourages all non-District coaches, instructors, judges, referees, or other similarly situated non-District anticipated rescuers who use the physical fitness facility in conjunction with the supervision of physical fitness activities to complete a course of instruction that would qualify them as a trained AED user under Ill. law. 410 ILCS 4/10; 77 Ill. Admin. Code §527.100.

_____ *Initial here that a copy of the Plan was received and that the Applicant has read and understands the above note.*

- **If the request involves a physical fitness facility:**
 - Designate at least one adult supervisor who agrees to be an emergency responder. All emergency responders are encouraged to be trained in CPR and trained AED users.
 - Give a copy of the District's plan for responding to medical emergencies to each designated emergency responder.
 - Require that 9-1-1 be called for medical emergencies and whenever an AED is used.
 - Ensure that each designated emergency responder knows the location of first aid equipment and any AED.
 - Ensure that only trained AED users operate an AED, unless the circumstances do not allow time for a trained AED user to arrive.
 - Arrange for at least one emergency responder to have a tour of the facility before the activity.
 - Ensure that if an AED is used, the Superintendent is informed and all appropriate forms are completed.

_____ *Initial here if this is agreeable*

I certify that I am authorized to act for the above-named Organization or Group. I agree to: (1) abide by the conditions stated in this application, and (2) adhere to all Board policies and administrative procedures applicable to this use of the school's facility.

Applicant name (*please print*)

Telephone number

Address

Email address

Applicant signature

Date

The Superintendent or designee will base his or her decision on the information being provided in this application as well as other criteria deemed important. *(Note to Superintendent or designee: After approving or denying this application, return a copy of it to the person making the request, keep the original in the District office, and send a copy to the appropriate Building Administration.)*

Approved **Denied**

Superintendent or designee

Date

Phone No.: _____ Alt. Phone No. 1: _____

Email: _____ Alt. Phone No. 2: _____

IN CONSIDERATION OF THE USE OF THE SCHOOL FACILITY BY THE INDIVIDUAL IDENTIFIED ABOVE, I HEREBY MAKE THE FOLLOWING ACKNOWLEDGMENTS, ASSUME THE FOLLOWING RISKS, AND ENTER INTO THE FOLLOWING RELEASE AND INDEMNIFICATION AGREEMENTS.

Acknowledgments and Assumption of Risk

I/We acknowledge reading the Organization's completed **Application for Use of School Facilities** and agree to abide by all of the procedures provided therein.

I/We accept and assume all of the risks arising out of or in any way connected with my use of the school facility identified above.

Release and Indemnification

I/We do hereby agree to release, discharge, reimburse, indemnify and hold harmless Community Unit School District No. 5, McLean and Woodford Counties (the "District"), Illinois, its agents, officers, employees, and volunteers from any loss, claim, demand, damage, cost or other liability whatsoever, whether caused by the negligence of the District, its agents, officers, employees, volunteers, or otherwise, arising out of or in any way connected with my use of the school facility identified above. Should it become necessary for the District, or anyone acting on its behalf, to incur any costs or expenses, including attorney's fees and court costs, to enforce this Agreement, or in connection with any loss, claim, demand, damage, cost or other liability for which indemnification is provided by this Agreement, I/We agree to indemnify and hold them harmless for all such costs and expenses.

Individual

Parent/Guardian (If individual identified above is a minor)

Date: _____

Date: _____

Exhibit – Facility Rental Fees

Facility/Equipment/Labor	Governmental, Non-Profit (501c3) & Youth Activities	Private, Commercial & For Profit Organizations
<u>Classroom</u>		
Regular Classroom	\$10.00	\$25.00
Extra Large Room or Study Hall	\$15.00	\$30.00
<u>Gymnasium</u>		
Elementary	\$20.00	\$50.00
Junior High (except Neuman Gym/High School Small Gyms)	\$40.00	\$110.00
High School Large Gyms/Neuman Gym	\$50.00	\$125.00
<u>Swimming Pool</u>	\$60.00	\$120.00
<u>Scoreboard</u>	\$15.00	\$25.00
<u>PA System</u>	\$15.00	\$25.00
<u>Kitchen and Cafeteria</u>		
Elementary	\$30.00	\$60.00
Junior High	\$50.00	\$100.00
High School	\$60.00	\$120.00
<u>Auditorium</u>	\$75.00	\$135.00
<u>Outdoor Facilities</u>		
Football (except High School)	\$25.00	\$60.00
Baseball (except High School)	\$25.00	\$60.00
Softball (except High School)	\$25.00	\$60.00
Soccer (except High School)	\$25.00	\$60.00
Tennis	\$25.00	\$60.00
Track	\$25.00	\$60.00
<u>Employee Labor Fees</u>		
Weekday	\$25.00	\$25.00
Saturday-Non Holiday	\$35.00	\$35.00
Sundays and Holidays	\$60.00	\$60.00

- Rental fees are listed per hour

Adopted: September 17, 2025
Reviewed: August 2025
Amended:

2024-205 Certified Administrator and Teacher Salary and Benefits Report

McLean County USD 5

Name	Position Description	Base Salary	Vacation Days	Sick Days	Bonuses	Annuities	Retirement Enhancements	Other Benefits	Other Compensation	Total Compensation
Abner, Megan L	Teacher - Grade 4	\$62,746.00	0.00	12.00	\$0.00	\$0.00	\$3,273.87	\$10,127.92	\$2,586.66	\$78,734.45
Adams, Candice Fern	Teacher - Speech/Language Pathologist	\$108,459.87	0.00	14.00	\$0.00	\$0.00	\$5,411.39	\$10,768.40	\$1,786.52	\$126,426.18
Adelman, Cassandra M	Teacher - English	\$43,075.00	0.00	12.00	\$0.00	\$0.00	\$2,236.21	\$9,836.78	\$2,987.68	\$58,135.67
Aeilts, Teresa	Guidance Counselor	\$78,156.00	0.00	12.00	\$0.00	\$0.00	\$4,099.48	\$10,230.55	\$5,139.76	\$97,625.79
Ahrens, Tamara Kay	Nurse	\$61,476.00	0.00	12.00	\$0.00	\$0.00	\$3,092.66	\$4,324.69	\$1,366.12	\$70,259.47
Akyuz, Ali	Teacher - Art	\$28,235.70	0.00	12.00	\$0.00	\$0.00	\$1,399.31	\$6,013.50	\$193.67	\$35,842.18
Albin, Seth C	Teacher - General Math	\$11,152.00	0.00	3.25	\$0.00	\$0.00	\$615.75	\$4,477.18	\$8,358.78	\$24,603.71
Albrechtsen, Donette Britton	Teacher - LBS1 - Special Education	\$64,591.00	0.00	14.00	\$0.00	\$0.00	\$3,817.14	\$10,201.12	\$5,760.63	\$84,369.89
Albritton, Kathryn Ann	Teacher - Grade 3	\$95,165.00	0.00	16.00	\$0.00	\$0.00	\$4,818.06	\$10,595.53	\$2,373.49	\$112,952.08
Alcorn, Stephanie D	Teacher - LBS1 - Special Education	\$95,165.00	0.00	16.00	\$0.00	\$0.00	\$4,839.11	\$10,535.00	\$2,020.47	\$112,559.58
Aldridge, Klarissa G	Teacher - Speech/Language Pathologist - Float	\$12,747.44	0.00	7.06	\$0.00	\$0.00	\$804.86	\$3,820.75	\$5,449.63	\$22,822.68
Alexander, Jason Paul	Teacher - Grade 2	\$80,206.00	0.00	14.00	\$0.00	\$0.00	\$4,060.29	\$10,333.02	\$1,408.56	\$96,007.87
Alferink, Lily Marisa	Teacher - LBS1 - Special Education	\$56,025.00	0.00	12.00	\$0.00	\$0.00	\$2,917.37	\$10,018.94	\$2,847.41	\$71,808.72
Allee, Sydney A	Teacher - Grade 8 - Math	\$41,820.00	0.00	12.00	\$0.00	\$0.00	\$2,359.29	\$9,813.43	\$2,203.15	\$56,195.87
Alt, Jessica L	Special Education Administrator	\$107,000.00	0.00	18.00	\$0.00	\$3,600.00	\$13,640.09	\$10,855.27	\$10,350.00	\$145,445.36
Anderson, Alexis Marie	Teacher - Grade 3	\$49,959.00	0.00	12.00	\$0.00	\$0.00	\$2,529.82	\$9,903.07	\$1,005.63	\$63,397.52
Anderson, Asher N	Teacher - Grade 6 - Social Studies/Langu	\$41,820.00	0.00	12.00	\$0.00	\$0.00	\$2,213.07	\$9,808.76	\$1,538.51	\$55,380.34
Anderson, Heather Marie	Teacher - Speech/Language Pathologist	\$84,263.00	0.00	16.00	\$0.00	\$0.00	\$4,334.92	\$10,283.59	\$2,279.76	\$101,161.27
Anderson, Imaril S	Teacher - Grade 6 - Language Arts	\$52,992.00	0.00	12.00	\$0.00	\$0.00	\$2,314.46	\$9,806.96	\$512.32	\$65,625.74
Anderson, Joshua E	Teacher - English as Second Lang	\$68,894.00	0.00	12.00	\$0.00	\$0.00	\$3,570.34	\$10,230.96	\$3,823.62	\$86,518.92
Anderson, Mary E	Teacher - Interventnist/Reading Recovery	\$80,247.00	0.00	14.00	\$0.00	\$0.00	\$12,194.49	\$10,348.75	\$144.64	\$102,934.88
Anderson, Shawn	Teacher - Grade 8 - Social Studies	\$96,711.62	0.00	16.00	\$0.00	\$0.00	\$4,759.86	\$10,577.74	\$0.00	\$112,049.22
Andres, Amanda Michelle	Teacher - LBS1 - Special Education	\$57,989.84	0.00	12.00	\$0.00	\$0.00	\$2,936.66	\$9,999.24	\$1,241.32	\$72,167.06
Angel, Britney K	Teacher - Grade 4	\$53,730.00	0.00	12.00	\$0.00	\$0.00	\$2,665.39	\$9,950.55	\$424.24	\$66,770.18
Arendt, Brittney L	Teacher - Grade Kindergarten	\$43,033.00	0.00	12.00	\$0.00	\$0.00	\$2,208.50	\$9,581.49	\$1,220.25	\$56,043.24
Armstrong Mitchell, Britta	Teacher - Grade Kindergarten	\$88,525.00	0.00	16.00	\$0.00	\$0.00	\$4,470.88	\$10,460.89	\$728.58	\$104,185.35
Armstrong, Amanda Renee	Teacher - English as Second Lang	\$57,705.00	0.00	12.00	\$0.00	\$0.00	\$3,164.09	\$9,908.48	\$3,745.00	\$74,522.57
Arnold, Nicholas Ryne	Teacher - Grade 6 - Social Studies/Langu	\$51,025.00	0.00	12.00	\$0.00	\$0.00	\$2,683.85	\$9,970.70	\$3,504.47	\$67,184.02
Arnold, Rebekah Louise	Teacher - Grade 3	\$66,435.00	0.00	14.00	\$0.00	\$0.00	\$3,329.96	\$10,041.29	\$1,220.00	\$81,026.25
Askins, Abigail	Teacher - Grade 2	\$62,173.00	0.00	12.00	\$0.00	\$0.00	\$3,139.99	\$10,004.55	\$846.75	\$76,164.29
Atteberry, Anne Marie	Teacher - Interventnist/Reading Recovery	\$82,173.00	0.00	16.00	\$0.00	\$0.00	\$12,857.21	\$10,301.09	\$461.13	\$105,792.43
Aubin, Chad Stephen	Teacher - Physical Education	\$64,591.00	0.00	12.00	\$0.00	\$0.00	\$3,905.84	\$10,210.67	\$14,757.97	\$93,465.48
Auskings, Erin Nicole	Teacher - Early Childhd (Self Cont ECE)	\$57,787.00	0.00	14.00	\$0.00	\$0.00	\$2,936.29	\$9,903.51	\$1,049.32	\$71,676.12
Babbs, Susan Danyelle	Teacher - LBS1 - Special Education	\$82,214.00	0.00	14.00	\$0.00	\$0.00	\$4,586.96	\$10,361.10	\$4,518.88	\$101,680.94
Backe, Maureen Elizabeth	Director of Elementary Education	\$134,328.00	15.00	20.00	\$0.00	\$4,800.00	\$16,093.21	\$12,058.44	\$3,750.00	\$171,029.65
Bafna, Sarika	Teacher - English as Second Lang	\$70,738.00	0.00	14.00	\$0.00	\$0.00	\$3,559.52	\$10,200.96	\$655.26	\$85,153.74
Bain, Leeann Janette	Teacher - Grade 5	\$56,435.00	0.00	14.00	\$0.00	\$0.00	\$3,361.00	\$10,093.29	\$7,555.01	\$77,444.30
Bainter, Gina L	Teacher - Speech/Language Pathologist	\$76,189.00	0.00	12.00	\$0.00	\$0.00	\$4,266.41	\$10,001.97	\$4,555.81	\$95,013.19
Baker, LaTishia Marie	Teacher - Social Science	\$90,575.00	0.00	16.00	\$0.00	\$0.00	\$4,482.27	\$10,500.19	\$498.02	\$106,055.48
Balasubramanian, Abirami	Teacher - English as Second Lang	\$40,591.72	0.00	12.00	\$0.00	\$0.00	\$1,610.41	\$10,135.89	\$0.00	\$52,338.02
Baldwin, Jolene Joan	Psychologist	\$95,165.00	0.00	16.00	\$0.00	\$0.00	\$4,781.11	\$10,556.85	\$1,846.79	\$112,349.75
Banks, Stephanie A	Teacher - Grade 5	\$95,165.00	0.00	16.00	\$0.00	\$0.00	\$4,683.79	\$10,279.19	\$0.00	\$110,127.98
Barbeau, Kimberly Ann	Teacher - Grade 8 - Math	\$80,288.00	0.00	14.00	\$0.00	\$0.00	\$4,171.29	\$10,263.32	\$4,462.79	\$99,185.40
Barnard, Jeffrey Dale	Assistant Principal	\$86,121.00	0.00	14.00	\$0.00	\$0.00	\$10,195.91	\$13,564.84	\$2,000.00	\$111,881.75
Barnes, Marivic Balberona	Teacher - LBS1 - Special Education	\$76,271.00	0.00	12.00	\$0.00	\$0.00	\$4,225.42	\$10,215.62	\$8,168.26	\$98,880.30
Barr, Kara E	Teacher - Grade 3	\$55,082.00	0.00	12.00	\$0.00	\$0.00	\$2,741.72	\$9,985.86	\$630.61	\$68,440.19
Barrettsmith, Stacy J	Teacher - Grade 2	\$60,820.00	0.00	14.00	\$0.00	\$0.00	\$3,042.05	\$10,067.11	\$350.46	\$74,279.62
Bartels, Lisa Dawn	Teacher - Physical Education	\$88,525.00	0.00	16.00	\$0.00	\$0.00	\$4,547.62	\$10,492.40	\$3,872.85	\$107,437.87
Barth, Emma F	Teacher - LBS1 - Special Education	\$41,820.00	0.00	12.00	\$0.00	\$0.00	\$2,354.03	\$9,873.50	\$6,004.67	\$60,052.20
Batty, Sydney	Teacher - General Science	\$47,746.00	0.00	12.00	\$0.00	\$0.00	\$2,362.54	\$9,876.12	\$258.23	\$60,242.89
Beaty, Shawn M	Teacher - General Math	\$95,165.00	0.00	16.00	\$0.00	\$0.00	\$5,013.95	\$10,617.81	\$6,715.20	\$117,511.96
Beaver, Matthew P	Teacher - Physical Education	\$60,820.00	0.00	16.00	\$0.00	\$0.00	\$2,993.19	\$10,062.61	\$0.00	\$73,875.80
Becker, Sarah J	Teacher - LBS1 - Special Education	\$58,607.00	0.00	12.00	\$0.00	\$0.00	\$3,126.60	\$10,072.63	\$2,949.43	\$74,755.66
Beckman, Elizabeth Logan	Teacher - Grade 6 - Science/Language Art	\$95,165.00	0.00	16.00	\$0.00	\$0.00	\$4,759.52	\$10,551.32	\$1,536.89	\$112,012.73
Beddigs, Krista	Teacher - Instrumental Music	\$72,173.00	0.00	14.00	\$0.00	\$0.00	\$3,729.75	\$10,240.98	\$2,460.15	\$88,603.88
Bedell, Jennifer Elizabeth	Teacher - Grade 1	\$62,050.00	0.00	14.00	\$0.00	\$0.00	\$3,142.72	\$9,947.02	\$1,107.16	\$76,246.90
Beer, Julia Renee	Teacher - Vocal Music	\$80,247.00	0.00	14.00	\$0.00	\$0.00	\$4,105.64	\$10,335.81	\$2,591.96	\$97,280.41
Beirne, Corey Thomas John	Teacher - Vocal Music	\$80,288.00	0.00	12.00	\$0.00	\$0.00	\$4,027.58	\$10,336.27	\$1,546.10	\$96,197.95
Belt, Christopher Mckinley	Teacher - English	\$61,763.00	0.00	14.00	\$0.00	\$0.00	\$3,143.47	\$10,084.65	\$2,102.73	\$77,093.85
Benedict, Julie Ann	Teacher - Grade Kindergarten	\$84,693.15	0.00	14.00	\$0.00	\$0.00	\$4,168.33	\$10,411.96	\$0.00	\$99,273.44
Bennett, Haley M	Teacher - LBS1 - Special Education	\$41,820.00	0.00	12.00	\$0.00	\$0.00	\$2,306.35	\$9,832.73	\$3,332.55	\$57,291.63
Bennett, Tara Marie	Teacher - EL Enrollment & Support Specialist	\$95,165.00	0.00	14.00	\$0.00	\$0.00	\$5,416.11	\$10,730.84	\$13,196.74	\$124,508.69

184

2024-205 Certified Administrator and Teacher Salary and Benefits Report
McLean County USD 5

Name	Position Description	Base Salary	Vacation Days	Sick Days	Bonuses	Annuities	Retirement Enhancements	Other Benefits	Other Compensation	Total Compensation
Beolletto, Lacey Nicole	Teacher - LBS1 - Special Education	\$68,894.00	0.00	12.00	\$0.00	\$0.00	\$3,160.25	\$10,036.19	\$92.23	\$82,182.67
Berardi, Anthony S	Teacher - Social Science	\$69,222.00	0.00	16.00	\$0.00	\$0.00	\$3,441.07	\$10,061.58	\$688.53	\$83,413.18
Berg, Samantha	Teacher - LBS1 - Special Education	\$41,820.00	0.00	12.00	\$0.00	\$0.00	\$2,879.38	\$9,915.51	\$9,922.70	\$64,537.59
Bergmann, John D	Teacher - General Science	\$95,165.00	0.00	16.00	\$0.00	\$0.00	\$5,167.31	\$10,706.34	\$10,028.22	\$121,066.87
Bernardini, Tiffany M	Teacher - Spanish	\$45,082.00	0.00	12.00	\$0.00	\$0.00	\$2,376.26	\$9,866.08	\$3,403.85	\$60,728.19
Bierbaum, John Ryan	Teacher - Social Science	\$84,304.00	0.00	14.00	\$0.00	\$0.00	\$4,550.74	\$10,401.18	\$8,171.02	\$107,426.94
Birchler, Caryn Dawn	Teacher - LBS1 - Special Education	\$53,730.00	0.00	12.00	\$0.00	\$0.00	\$2,693.57	\$9,973.54	\$995.83	\$67,392.94
Birky, Alicia M	Teacher - Grade 3	\$76,271.00	0.00	14.00	\$0.00	\$0.00	\$3,719.47	\$10,131.62	\$258.24	\$90,380.33
Birsa, Paula Jean	Nurse	\$70,975.42	0.00	14.00	\$0.00	\$0.00	\$3,493.05	\$10,048.46	\$0.00	\$84,516.93
Bishop, Sarah Tretter	Teacher - LBS1 - Special Education	\$59,755.00	0.00	12.00	\$0.00	\$0.00	\$3,029.98	\$10,036.78	\$2,438.98	\$75,260.74
Bishop, Stephanie A	Teacher - Physical Education	\$95,165.00	0.00	16.00	\$0.00	\$0.00	\$5,281.63	\$10,434.51	\$11,049.93	\$121,931.07
Black, Christine E	Teacher - Speech/Language Pathologist	\$21,888.54	0.00	16.00	\$0.00	\$0.00	\$1,076.88	\$2,607.75	\$0.00	\$25,573.17
Blair, Annetta M	Teacher - Grade 4	\$67,214.00	0.00	12.00	\$0.00	\$0.00	\$3,314.41	\$10,140.63	\$129.09	\$80,798.13
Blanchard, Pamela J	Teacher - Grade 1	\$47,459.00	0.00	12.00	\$0.00	\$0.00	\$2,385.66	\$9,839.60	\$368.90	\$60,053.16
Blaum, Melissa Marie	Teacher - Speech/Language Pathologist	\$84,304.00	0.00	14.00	\$0.00	\$0.00	\$4,830.69	\$10,505.77	\$7,091.24	\$106,731.70
Blue, Melynda Ann	Teacher - LBS1 - Special Education	\$54,959.00	0.00	12.00	\$0.00	\$0.00	\$2,822.85	\$9,990.56	\$1,233.70	\$69,006.11
Bluhm, Katherine A	Guidance Counselor	\$76,271.00	0.00	12.00	\$0.00	\$0.00	\$3,896.63	\$10,309.88	\$2,909.16	\$93,386.67
Boehm, Kimberley Ruth	Teacher - Orchestra	\$57,705.00	0.00	12.00	\$0.00	\$0.00	\$3,099.09	\$10,091.18	\$5,266.56	\$76,161.83
Boenzi, Jonathan D	Teacher - General Math	\$45,082.00	0.00	12.00	\$0.00	\$0.00	\$3,004.77	\$9,857.01	\$15,970.90	\$73,914.68
Boge, Margaret H	Teacher - LBS1 - Special Education	\$62,050.00	0.00	12.00	\$0.00	\$0.00	\$3,079.99	\$10,085.92	\$356.60	\$75,572.51
Bogner, Amy Lynn	Teacher - LBS1 - Special Education	\$95,165.00	0.00	16.00	\$0.00	\$0.00	\$4,713.85	\$10,567.83	\$610.90	\$111,057.58
Bohl, Karen D	Teacher - LBS1 - Special Education	\$109,877.37	0.00	14.00	\$0.00	\$0.00	\$5,408.00	\$10,615.00	(\$99.44)	#VALUE!
Bokesch-Parsons, Charlene L	Teacher - Orientation to Business	\$66,640.00	0.00	12.00	\$0.00	\$0.00	\$3,363.53	\$10,128.97	\$1,032.92	\$81,165.42
Boland, Amy L	Nurse	\$52,424.23	0.00	12.00	\$0.00	\$0.00	\$2,847.62	\$9,976.39	\$2,624.72	\$67,872.96
Boline, Angela Renee	Teacher - Grade 3	\$74,427.00	0.00	14.00	\$0.00	\$0.00	\$3,652.13	\$10,241.58	\$799.27	\$89,119.98
Bollmann, Brooke M	Guidance Counselor	\$80,288.00	0.00	14.00	\$0.00	\$0.00	\$4,126.15	\$10,305.97	\$3,687.01	\$98,407.13
Bols, Rebecca Marie	Teacher - Grade 1	\$41,820.00	0.00	12.00	\$0.00	\$0.00	\$2,107.11	\$9,776.69	\$350.46	\$54,054.26
Bordner, Kelly L	Teacher - Interventionist - Math	\$88,525.00	0.00	16.00	\$0.00	\$0.00	\$4,461.51	\$10,464.51	\$2,135.28	\$105,586.30
Borne, Tiffany	Teacher - Grade 6 - Language Arts	\$54,755.00	0.00	12.00	\$0.00	\$0.00	\$3,090.14	\$10,035.39	\$5,778.79	\$73,659.32
Borrull, Francesc	Assistant Principal	\$82,000.00	0.00	14.00	\$0.00	\$0.00	\$9,904.23	\$12,738.80	\$3,531.62	\$108,174.65
Borrull, Papachya	Teacher - LBS1 - Special Education	\$67,214.00	0.00	12.00	\$0.00	\$0.00	\$3,456.11	\$10,166.44	\$2,205.16	\$83,041.71
Borst, Edward A	Teacher - Band	\$70,124.00	0.00	12.00	\$0.00	\$0.00	\$3,519.02	\$10,202.69	\$1,385.78	\$85,231.49
Bostic, Nathaniel Robert	Teacher - Grade 8 - Science	\$78,279.00	0.00	14.00	\$0.00	\$0.00	\$3,948.78	\$10,334.27	\$1,829.95	\$94,392.00
Boudeman, Jenna Leigh	Teacher - LBS1 - Special Education	\$93,730.00	0.00	16.00	\$0.00	\$0.00	\$4,726.30	\$10,551.53	\$2,296.40	\$111,304.23
Bovenkerk, Bradley Alan	Teacher - English	\$70,738.00	0.00	14.00	\$0.00	\$0.00	\$3,580.90	\$10,021.11	\$2,024.34	\$86,364.35
Bovenkerk, Katherine J	Teacher - English	\$74,427.00	0.00	14.00	\$0.00	\$0.00	\$3,921.10	\$10,319.06	\$4,102.43	\$97,769.59
Bowman, Erin Marie	Teacher - LBS1 - Special Education	\$82,173.00	0.00	14.00	\$0.00	\$0.00	\$4,133.02	\$10,333.75	\$643.43	\$97,283.20
Boyd, Lora Beth	Teacher - Instructional Coach	\$74,637.15	0.00	16.00	\$0.00	\$0.00	\$4,879.86	\$10,621.25	\$0.00	\$90,138.26
Bozarth, Megan E	Principal	\$100,360.00	0.00	14.00	\$0.00	\$0.00	\$11,709.82	\$14,051.22	\$0.00	\$126,121.04
Bozarth, Samantha	Teacher - Speech/Language Pathologist	\$53,525.00	0.00	12.00	\$0.00	\$0.00	\$2,788.93	\$9,983.42	\$2,016.46	\$68,313.81
Braman, Rebecca Jane	Teacher - Grade 2	\$89,632.00	0.00	16.00	\$0.00	\$0.00	\$4,507.09	\$10,477.64	\$728.58	\$105,345.31
Brandt, Penny A	Nurse	\$58,894.00	0.00	12.00	\$0.00	\$0.00	\$2,941.62	\$9,806.74	\$883.41	\$72,525.77
Brawner, Natalie Michelle	Teacher - Grade Kindergarten	\$72,132.00	0.00	14.00	\$0.00	\$0.00	\$3,553.71	\$10,212.57	\$72.32	\$85,970.60
Breuning, Jeffrey S	Teacher - General Math	\$95,165.00	0.00	16.00	\$0.00	\$0.00	\$4,776.65	\$10,569.51	\$726.44	\$111,237.60
Brienen, Nicole E	Teacher - Grade 8 - Language Arts	\$51,025.00	0.00	12.00	\$0.00	\$0.00	\$2,815.92	\$9,961.82	\$3,031.85	\$66,834.59
Brigham, Amy B	Teacher - Grade 4	\$66,312.00	0.00	14.00	\$0.00	\$0.00	\$3,303.88	\$10,131.28	\$819.90	\$80,567.06
Briscoe, Meghan E	Teacher - Grade 2	\$11,287.06	0.00	16.50	\$0.00	\$0.00	\$555.26	\$1,693.68	\$0.00	\$13,536.00
Broach, James C	Teacher - Grade 6 - Social Studies/Langu	\$95,165.00	0.00	16.00	\$0.00	\$0.00	\$4,790.79	\$10,338.36	\$2,174.34	\$112,468.49
Brobston, Stacy L	Teacher - LBS1 - Special Education	\$82,296.00	0.00	14.00	\$0.00	\$0.00	\$4,307.67	\$10,320.54	\$4,624.37	\$101,548.58
Brody, Jillian P	Teacher - Social Science	\$41,587.67	0.00	12.00	\$0.00	\$0.00	\$2,112.65	\$9,802.46	\$1,337.14	\$54,839.92
Bromagen, Justin A	Teacher - Social Science	\$41,820.00	0.00	12.00	\$0.00	\$0.00	\$2,197.26	\$9,827.40	\$2,824.07	\$56,668.73
Brown, Curtiss Henry	Teacher - Physical Ed/Driver Ed	\$82,173.00	0.00	16.00	\$0.00	\$0.00	\$4,497.00	\$10,389.72	\$9,465.10	\$106,524.82
Brown, Jill Lynette	Teacher - LBS1 - Special Education	\$87,349.30	0.00	16.00	\$0.00	\$0.00	\$4,298.97	\$10,406.47	\$0.00	\$102,054.74
Brown, Megan N	Teacher - Grade 3	\$80,288.00	0.00	14.00	\$0.00	\$0.00	\$4,237.60	\$10,362.50	\$2,248.05	\$97,136.15
Budak, Heather L	Teacher - Spanish	\$89,632.00	0.00	16.00	\$0.00	\$0.00	\$5,394.95	\$10,734.68	\$18,416.08	\$124,177.71
Budzinski, Ryan A	Teacher - Instrumental Music	\$84,239.88	0.00	14.00	\$0.00	\$0.00	\$3,868.14	\$10,310.42	\$10,520.12	\$108,938.56
Buhrow, Stephanie Grace	Psychologist	\$60,656.00	0.00	12.00	\$0.00	\$0.00	\$3,393.03	\$9,960.95	\$7,598.44	\$81,608.42
Burch, Rebekah	Nurse	\$6,096.42	0.00	12.00	\$0.00	\$0.00	\$424.06	\$1,633.02	\$2,528.80	\$10,682.30
Burgess, Joe Franklin	Teacher - Orientation to Business	\$72,583.00	0.00	14.00	\$0.00	\$0.00	\$3,868.14	\$10,283.44	\$6,133.00	\$92,867.58
Burns, Jennifer S	Teacher - Grade 4	\$82,296.00	0.00	14.00	\$0.00	\$0.00	\$4,174.77	\$10,406.34	\$2,524.96	\$99,402.07
Burroughs, Jill A	Teacher - IMC Media Specialist	\$95,165.00	0.00	16.00	\$0.00	\$0.00	\$4,797.66	\$10,306.15	\$2,311.48	\$112,580.29
Burt, Michael B	Assistant Principal	\$80,000.00	0.00	14.00	\$0.00	\$0.00	\$9,675.35	\$9,581.94	\$3,498.75	\$102,756.04

185

2024-205 Certified Administrator and Teacher Salary and Benefits Report

McLean County USD 5

Name	Position Description	Base Salary	Vacation Days	Sick Days	Bonuses	Annuities	Retirement Enhancements	Other Benefits	Other Compensation	Total Compensation
Burton, Moriah J	Teacher - Grade 3 - Bilingual-Spanish	\$39,961.33	0.00	12.00	\$0.00	\$0.00	\$2,065.63	\$10,174.11	\$2,223.35	\$54,424.42
Byrd, Lisa M	Teacher - Grade 2	\$52,296.00	0.00	12.00	\$0.00	\$0.00	\$2,623.72	\$9,941.70	\$368.90	\$65,230.32
Caffey, Brandon L	Director of Student Services	\$126,000.00	15.00	16.00	\$0.00	\$4,800.00	\$15,071.02	\$11,905.80	\$3,000.00	\$160,776.82
Callahan, Kaylee N	Teacher - LBS1 - Special Education	\$55,082.00	0.00	12.00	\$0.00	\$0.00	\$2,799.86	\$10,005.84	\$1,862.72	\$69,750.42
Cannon, Kristine Michelle	Teacher - MTSS Interventionist	\$72,378.00	0.00	14.00	\$0.00	\$0.00	\$3,690.15	\$10,262.31	\$2,236.02	\$88,566.48
Cap, Katlin M	Teacher - Grade Kindergarten	\$41,820.00	0.00	12.00	\$0.00	\$0.00	\$2,099.37	\$9,777.09	\$378.10	\$54,074.56
Carden, Clinton Alec	Teacher - Physical Education	\$82,173.00	0.00	16.00	\$0.00	\$0.00	\$4,160.42	\$10,401.38	\$2,460.00	\$99,194.80
Cardiff, Angela R	Social Worker	\$82,296.00	0.00	14.00	\$0.00	\$0.00	\$4,072.72	\$10,260.22	\$457.20	\$97,086.14
Cardiff, Benjamin R	Teacher - LBS1 - Special Education	\$56,066.00	0.00	12.00	\$0.00	\$0.00	\$2,793.55	\$9,999.18	\$418.06	\$69,276.79
Carey, Kathleen Susan	Teacher - Grade 7 - Language Arts	\$82,214.00	0.00	14.00	\$0.00	\$0.00	\$4,062.34	\$10,347.40	\$327.89	\$96,951.63
Carlins, Rachael A	Teacher - Grade 5	\$46,820.00	0.00	12.00	\$0.00	\$0.00	\$2,475.58	\$9,861.59	\$1,405.23	\$60,562.40
Carlson, Denise Renee	Teacher - Grade 4	\$54,837.00	0.00	12.00	\$0.00	\$0.00	\$2,852.11	\$9,815.97	\$1,955.49	\$69,460.57
Carpen, Ingrid M	Teacher - Grade 7 - Science	\$41,820.00	0.00	12.00	\$0.00	\$0.00	\$2,070.97	\$9,788.14	\$258.23	\$53,937.34
Carter, Lyn Marie	Nurse	\$89,632.00	0.00	12.00	\$0.00	\$0.00	\$4,583.11	\$10,410.97	\$3,491.84	\$108,117.92
Carter, Paul W	Teacher - Instrumental Music	\$54,509.00	0.00	12.00	\$0.00	\$0.00	\$3,232.10	\$10,132.32	\$11,156.12	\$79,029.54
Castrejon, Emily L	Teacher - Middle School MTSS Interventionist	\$57,705.00	0.00	12.00	\$0.00	\$0.00	\$3,496.40	\$10,032.20	\$1,177.65	\$72,411.25
Causarano, Pei-ni	Teacher - English as Second Lang	\$74,427.00	0.00	12.00	\$0.00	\$0.00	\$3,829.42	\$10,291.49	\$2,164.52	\$90,712.43
Cave, Tammy A	Teacher - Early Childhd (Self Cont ECE)	\$89,632.00	0.00	14.00	\$0.00	\$0.00	\$4,480.60	\$10,475.27	\$511.93	\$105,099.80
Cawley, Kaylyn Michelle	Teacher - Grade 7 - Social Studies/Langu	\$78,279.00	0.00	14.00	\$0.00	\$0.00	\$4,068.71	\$10,128.95	\$3,872.80	\$96,349.46
Cerne Kaufman, Lauren Jessica	Teacher - Grade 6 - Social Studies/Langu	\$89,632.00	0.00	14.00	\$0.00	\$0.00	\$4,418.69	\$10,320.49	\$147.56	\$104,518.74
Cerne, Amanda A	Teacher - Grade 2	\$53,730.00	0.00	12.00	\$0.00	\$0.00	\$2,836.33	\$9,993.35	\$3,375.44	\$69,935.12
Chalmers, Nathan Andrew	Teacher - Physical Education	\$89,632.00	0.00	16.00	\$0.00	\$0.00	\$4,417.47	\$10,285.54	\$122.95	\$104,457.96
Chambers, Jesse C	Teacher - General Science	\$52,992.00	0.00	12.00	\$0.00	\$0.00	\$2,711.54	\$9,913.00	\$2,102.73	\$67,719.27
Chapman, Carrie J	Director of Special Education	\$130,000.00	15.00	20.00	\$0.00	\$0.00	\$15,788.66	\$17,472.08	\$3,750.00	\$167,010.74
Chapman, Matthew Alan	Teacher - LBS1 - Special Education	\$82,173.00	0.00	16.00	\$0.00	\$0.00	\$4,773.36	\$10,540.78	\$14,807.15	\$112,294.29
Chase, Kristina Ann	Guidance Counselor	\$70,738.00	0.00	14.00	\$0.00	\$0.00	\$3,705.76	\$10,105.41	\$4,730.79	\$89,279.96
Chavez, Calynn R	Teacher - LBS1 - Special Education	\$41,820.00	0.00	12.00	\$0.00	\$0.00	\$2,216.41	\$9,819.65	\$2,989.08	\$56,845.14
Chedister, Jennifer E	Teacher - LBS1 - Special Education	\$57,705.00	0.00	12.00	\$0.00	\$0.00	\$3,503.25	\$10,151.18	\$9,758.69	\$81,118.12
Cherry, Annette J	Nurse	\$66,435.00	0.00	12.00	\$0.00	\$0.00	\$3,426.11	\$10,124.90	\$3,239.28	\$83,225.29
Chessare, Lauren M	Teacher - English	\$78,279.00	0.00	14.00	\$0.00	\$0.00	\$3,895.00	\$10,299.37	\$624.94	\$93,098.31
Childers, Leonard James	Social Worker	\$67,214.00	0.00	12.00	\$0.00	\$0.00	\$3,914.47	\$10,306.15	\$11,091.00	\$92,525.62
Chinsky, Sara G	Teacher - Early Childhd (Self Cont ECE)	\$46,820.00	0.00	12.00	\$0.00	\$0.00	\$2,317.03	\$9,833.60	\$81.66	\$59,052.29
Chizmark, Rebecca	Teacher - LBS1 - Special Education	\$66,640.00	0.00	12.00	\$0.00	\$0.00	\$3,279.95	\$10,131.84	\$0.00	\$80,051.79
Chlebowski, Jennifer Susanne	Teacher - Literacy Specialist	\$85,398.44	0.00	14.00	\$0.00	\$0.00	\$13,584.28	\$10,414.90	\$2,606.29	\$112,003.91
Christopherson, Jeff S	Teacher - General Science	\$107,761.94	0.00	16.00	\$0.00	\$0.00	\$5,378.27	\$10,766.92	\$1,516.76	\$125,423.89
Cihak, Colleen L	Teacher - LBS1 - Special Education	\$45,287.00	0.00	12.00	\$0.00	\$0.00	\$2,372.20	\$9,850.78	\$971.91	\$58,481.89
Cimala, Dawn P	Teacher - LBS1 - Special Education	\$41,820.00	0.00	12.00	\$0.00	\$0.00	\$2,878.50	\$9,905.59	\$9,238.22	\$63,842.31
Clark, Anthony L	Assistant Principal	\$89,375.00	0.00	14.00	\$0.00	\$2,400.00	\$10,337.04	\$10,687.37	\$0.00	\$112,799.41
Clark, Bianca C	Teacher - English	\$57,705.00	0.00	12.00	\$0.00	\$0.00	\$2,907.22	\$10,021.85	\$1,364.93	\$71,999.00
Clark, Emma K	Teacher - Grade 4	\$41,820.00	0.00	12.00	\$0.00	\$0.00	\$2,069.78	\$10,173.33	\$300.00	\$54,363.11
Clement, Margaret	Teacher - LBS1 - Special Education	\$67,214.00	0.00	12.00	\$0.00	\$0.00	\$3,410.29	\$9,892.73	\$851.81	\$81,368.83
Codron, Angela R	Principal	\$120,960.00	15.00	20.00	\$0.00	\$0.00	\$14,480.85	\$14,484.18	\$4,000.00	\$153,925.03
Coffey, Christopher John	Teacher - Physical Ed/Driver Ed	\$72,132.00	0.00	14.00	\$0.00	\$0.00	\$4,706.11	\$10,571.05	\$23,911.97	\$111,321.13
Cole, Kelly M	Nurse	\$102,447.38	0.00	16.00	\$0.00	\$0.00	\$5,130.14	\$10,625.88	\$1,786.53	\$119,989.93
Collier, Amanda	Teacher - Grade 4	\$68,279.00	0.00	12.00	\$0.00	\$0.00	\$3,362.16	\$10,170.99	\$36.88	\$81,849.03
Collins, Sharon P	Assistant Principal	\$89,040.00	0.00	14.00	\$0.00	\$2,400.00	\$10,299.36	\$10,456.41	\$0.00	\$112,195.77
Comincioli, Carrie C	Teacher - Grade 5	\$57,787.00	0.00	12.00	\$0.00	\$0.00	\$2,927.47	\$9,996.65	\$532.79	\$71,243.91
Conrad, Andrew James	Teacher - Physical Education	\$54,714.00	0.00	12.00	\$0.00	\$0.00	\$2,794.44	\$9,986.75	\$901.65	\$68,396.84
Conway, Sara J	Teacher - LBS1 - Special Education	\$52,992.00	0.00	12.00	\$0.00	\$0.00	\$3,002.85	\$10,015.17	\$7,756.32	\$73,766.34
Cooley, Gretchen P	Teacher - General Math	\$41,820.00	0.00	12.00	\$0.00	\$0.00	\$2,359.97	\$9,875.33	\$6,135.13	\$60,190.43
Cooper, Darrin M	Director of Assessment and Accountability	\$130,722.00	15.00	20.00	\$0.00	\$0.00	\$15,715.22	\$15,864.07	\$4,000.00	\$166,301.29
Cooper, Kathy	Teacher - Grade Kindergarten	\$95,165.00	0.00	14.00	\$0.00	\$0.00	\$4,678.77	\$10,513.53	\$728.58	\$111,085.88
Copass, Joanna Kay	Teacher - LBS1 - Special Education	\$53,730.00	0.00	14.00	\$0.00	\$0.00	\$2,734.25	\$9,943.87	\$638.36	\$67,046.48
Copenhaver, Jill Kristen	Teacher - Grade Kindergarten	\$76,230.00	0.00	14.00	\$0.00	\$0.00	\$3,755.31	\$10,247.95	\$72.32	\$90,305.58
Corbly, Jennifer Lee	Teacher - Grade 3	\$74,427.00	0.00	14.00	\$0.00	\$0.00	\$4,156.02	\$10,239.15	\$8,045.72	\$96,867.89
Cowe, Ryann	Teacher - Grade 5	\$41,820.00	0.00	12.00	\$0.00	\$0.00	\$2,060.07	\$9,787.01	\$36.89	\$53,703.97
Cox, Holly M	Teacher - Grade Kindergarten	\$78,279.00	0.00	14.00	\$0.00	\$0.00	\$3,853.67	\$10,138.30	\$18.44	\$92,289.41
Cox, Kylea	Teacher - Speech/Language Pathologist	\$55,574.00	0.00	12.00	\$0.00	\$0.00	\$2,141.39	\$9,665.26	\$2,040.26	\$69,420.91
Coyle, Cynthia Marie	Teacher - Grade 7 - Language Arts	\$95,165.00	0.00	16.00	\$0.00	\$0.00	\$5,036.05	\$10,415.57	\$6,098.81	\$116,715.43
Cramer, Megan Jane	Teacher - Grade 5	\$70,738.00	0.00	14.00	\$0.00	\$0.00	\$3,740.24	\$10,236.35	\$3,867.27	\$88,581.86
Creamean, Erin D	Teacher - Grade 2	\$46,271.00	0.00	12.00	\$0.00	\$0.00	\$2,495.78	\$9,870.87	\$2,393.40	\$61,031.05
Cresci, Olivia Elizabeth	Teacher - LBS1 - Special Education	\$43,033.00	0.00	12.00	\$0.00	\$0.00	\$1,728.10	\$9,689.21	\$974.46	\$55,424.77

186

2024-205 Certified Administrator and Teacher Salary and Benefits Report

McLean County USD 5

Name	Position Description	Base Salary	Vacation Days	Sick Days	Bonuses	Annuities	Retirement Enhancements	Other Benefits	Other Compensation	Total Compensation
Crowder, Sarah A	Principal	\$102,000.00	15.00	16.00	\$0.00	\$3,600.00	\$12,063.44	\$11,553.72	\$1,500.00	\$130,717.16
Cruzan, Martin M	Teacher - Orientation to Ind Tech	\$64,796.00	0.00	12.00	\$0.00	\$0.00	\$3,324.33	\$10,121.83	\$2,753.36	\$80,935.52
Culbertson, Christina Marie	Teacher - English as Second Lang	\$62,746.00	0.00	12.00	\$0.00	\$0.00	\$3,414.14	\$10,142.07	\$3,564.28	\$79,866.49
Cunningham, Annette Suzanne	Teacher - Grade 1	\$93,730.00	0.00	16.00	\$0.00	\$0.00	\$4,678.72	\$10,550.61	\$713.55	\$109,672.88
Cunningham, Stephanie Lynn	Teacher - Art	\$90,575.00	0.00	16.00	\$0.00	\$0.00	\$4,541.93	\$10,519.26	\$99.64	\$105,735.83
Curby, Dana M	Teacher - Physical Education	\$95,165.00	0.00	16.00	\$0.00	\$0.00	\$4,892.67	\$10,575.32	\$4,243.15	\$114,876.14
Current, Mary D	Teacher - Grade 1	\$72,132.00	0.00	14.00	\$0.00	\$0.00	\$3,550.16	\$10,203.46	\$0.00	\$85,885.62
Dabler, Amy D	Teacher - Grade 6 - Social Studies/Langu	\$62,050.00	0.00	16.00	\$0.00	\$0.00	\$3,468.83	\$10,120.60	\$2,780.89	\$78,420.32
Dahlke, Julie T	Social Worker	\$76,430.11	0.00	12.00	\$0.00	\$0.00	\$3,761.58	\$10,289.25	\$0.00	\$90,480.94
Damery, Heather K	Teacher - Grade Kindergarten	\$82,173.00	0.00	16.00	\$0.00	\$0.00	\$4,129.36	\$10,376.05	\$1,252.46	\$97,930.87
Darmstaedter, Elisa C	Teacher - English as Second Lang	\$15,295.89	0.00	12.00	\$0.00	\$0.00	\$869.19	\$3,681.08	\$325.44	\$20,171.60
Davenport, Leslie A	Principal	\$98,709.54	0.00	18.00	\$0.00	\$0.00	\$11,968.37	\$14,149.39	\$3,721.34	\$128,548.64
Davidson, Josiah B	Teacher - Grade 7 - Science/Language Art	\$45,082.00	0.00	12.00	\$0.00	\$0.00	\$2,224.25	\$9,833.28	\$110.67	\$57,250.20
Davis, Krista A	Teacher - LBS1 - Special Education	\$51,066.00	0.00	12.00	\$0.00	\$0.00	\$2,670.78	\$9,952.15	\$3,200.18	\$66,889.11
Davis, Sylvester	Associate Principal	\$93,826.00	15.00	16.00	\$0.00	\$0.00	\$10,973.77	\$13,959.71	\$0.00	\$118,759.48
Davis, Wendy Leigh	Assistant Principal	\$101,510.24	0.00	16.00	\$0.00	\$0.00	\$11,856.23	\$12,809.46	\$1,500.00	\$127,675.93
Dawson, Katherine Lynn	Teacher - Grade Kindergarten	\$95,165.00	0.00	16.00	\$0.00	\$0.00	\$4,705.58	\$10,536.63	\$304.34	\$110,711.55
De Freese, Ashley Sue	Teacher - Interventnist/Reading Recovery	\$88,525.00	0.00	16.00	\$0.00	\$0.00	\$14,044.96	\$10,493.83	\$2,005.41	\$115,069.20
Deacon, Jill M	Nurse	\$70,738.00	0.00	12.00	\$0.00	\$0.00	\$3,595.72	\$9,952.21	\$2,325.27	\$86,611.20
Deal, Emily Elizabeth	Certified Leave Positions-PAID	\$33,607.00	0.00	14.00	\$0.00	\$0.00	\$1,654.13	\$485.76	\$0.00	\$35,746.89
DeAngelo, Megan G	Teacher - LBS1 - Special Education	\$41,820.00	0.00	12.00	\$0.00	\$0.00	\$2,217.81	\$9,836.75	\$3,470.71	\$57,345.27
Decker, Jennifer Sue	Teacher - LBS1 - Special Education	\$55,082.00	0.00	12.00	\$0.00	\$0.00	\$4,180.02	\$10,130.87	\$19,923.63	\$89,316.52
Dehner, Meredith R	Social Worker	\$95,165.00	0.00	16.00	\$0.00	\$0.00	\$4,747.59	\$10,460.60	\$1,178.87	\$111,552.06
Denham, Theresa A	Teacher - Grade 7 - Language Arts	\$47,746.00	0.00	12.00	\$0.00	\$0.00	\$2,428.15	\$9,881.49	\$627.13	\$60,682.77
DesLauriers, Jacqueline E	Guidance Counselor	\$56,025.00	0.00	12.00	\$0.00	\$0.00	\$3,038.10	\$10,817.71	\$5,832.44	\$75,713.25
Deterding-Krueger, Hannah M	Social Worker	\$60,123.00	0.00	12.00	\$0.00	\$0.00	\$3,014.36	\$9,946.07	\$999.21	\$74,082.64
Deti, Megan N	Teacher - Grade 4	\$67,214.00	0.00	12.00	\$0.00	\$0.00	\$3,528.34	\$10,192.50	\$2,590.49	\$83,525.33
Di Vita, Margherita	Teacher - Orientation to FACS	\$82,296.00	0.00	14.00	\$0.00	\$0.00	\$4,250.43	\$10,418.25	\$4,062.94	\$101,027.62
Dillow, Nicole M	Teacher - Grade 1	\$84,304.00	0.00	14.00	\$0.00	\$0.00	\$4,149.14	\$10,369.20	\$0.00	\$98,822.34
Dischert, Susan Marie	Social Worker	\$99,705.72	0.00	16.00	\$0.00	\$0.00	\$5,115.81	\$10,407.75	\$4,388.42	\$119,617.70
Dixon, Ellen Norinne	Teacher - Speech/Language Pathologist	\$61,435.00	0.00	12.00	\$0.00	\$0.00	\$3,236.98	\$10,110.41	\$2,857.03	\$77,639.42
Dobbeck, Kaitlin M	Teacher - Vocal Music	\$41,820.00	0.00	12.00	\$0.00	\$0.00	\$2,096.09	\$9,795.50	\$771.60	\$54,483.19
Doblosky, Dianna M	Teacher - LBS1 - Special Education	\$49,877.00	0.00	12.00	\$0.00	\$0.00	\$2,515.99	\$9,651.30	\$392.46	\$62,436.75
Dobson, Erin	Teacher - Grade 7 - Social Studies	\$76,271.00	0.00	12.00	\$0.00	\$0.00	\$4,168.77	\$10,330.12	\$4,034.23	\$94,804.12
Dodds, Heidi C	Teacher - Early Childhd (Self Cont ECE)	\$47,459.00	0.00	12.00	\$0.00	\$0.00	\$2,521.36	\$9,794.13	\$3,990.89	\$63,765.38
Doeing, Daniel	Teacher - Grade 8 - Science	\$61,066.00	0.00	12.00	\$0.00	\$0.00	\$3,016.93	\$10,066.99	\$233.63	\$74,383.55
Donovan, Lori A	Teacher - LBS1 - Special Education	\$89,632.00	0.00	16.00	\$0.00	\$0.00	\$4,534.60	\$10,473.17	\$1,371.29	\$106,011.06
Downey, Jessica M	Assistant Principal	\$75,000.00	0.00	14.00	\$0.00	\$0.00	\$10,579.49	\$12,680.52	\$9,465.99	\$107,726.00
Downing, Susan	Teacher - Grade 1	\$41,820.00	0.00	12.00	\$0.00	\$0.00	\$2,111.30	\$9,793.10	\$456.75	\$54,181.15
Drengwitz, Jason	Teacher - Orientation to Business	\$80,165.00	0.00	16.00	\$0.00	\$0.00	\$4,497.33	\$10,330.84	\$11,205.34	\$106,198.51
Drollinger, Sydney A	Teacher - LBS1 - Special Education	\$48,607.00	0.00	12.00	\$0.00	\$0.00	\$2,332.52	\$9,861.74	\$1,333.54	\$62,134.80
Dryer, Karen S	Teacher - LBS1 - Special Education	\$72,378.00	0.00	12.00	\$0.00	\$0.00	\$3,874.06	\$8,754.30	\$4,794.55	\$89,800.91
Duggins, Brian K	Guidance Counselor	\$68,484.00	0.00	14.00	\$0.00	\$0.00	\$3,981.58	\$10,256.37	\$12,417.84	\$95,139.79
Duncan-Savage, William J	Teacher - LBS1 - Special Education	\$20,677.67	0.00	12.00	\$0.00	\$0.00	\$1,033.23	\$6,426.73	\$474.41	\$28,612.04
Durdan-Levy, Ashley M	Teacher - English	\$54,509.00	0.00	12.00	\$0.00	\$0.00	\$2,726.42	\$9,953.21	\$881.57	\$68,070.20
Dytrych, Amanda	Teacher - Grade 2	\$58,607.00	0.00	12.00	\$0.00	\$0.00	\$2,942.41	\$10,000.01	\$2,165.95	\$73,715.37
Eckert, Emily Marie	Teacher - LBS1 - Special Education	\$54,509.00	0.00	12.00	\$0.00	\$0.00	\$2,844.86	\$9,961.22	\$1,944.21	\$69,259.29
Eddington, Hailey	Teacher - Early Childhd (Self Cont ECE)	\$41,820.00	0.00	12.00	\$0.00	\$0.00	\$2,124.27	\$10,253.80	\$449.33	\$54,647.40
Ediker, Blair Elizabeth	Teacher - IMC Media Specialist	\$70,328.00	0.00	12.00	\$0.00	\$0.00	\$3,527.95	\$10,159.60	\$549.61	\$84,565.16
Edwards, Angela K	Teacher - Grade 4	\$70,328.00	0.00	12.00	\$0.00	\$0.00	\$3,461.37	\$10,185.36	\$0.00	\$83,974.73
Edwards, Sarah Lynn	Principal	\$129,581.35	0.00	18.00	\$0.00	\$0.00	\$14,930.89	\$12,051.89	\$2,977.54	\$159,541.67
Egge, Sarah Ann	Teacher - Interventnist/Reading Recovery	\$88,525.00	0.00	16.00	\$0.00	\$0.00	\$13,849.09	\$10,452.43	\$144.64	\$112,971.16
Ehrhardt, Michelle E	Teacher - Physical Education	\$95,165.00	0.00	16.00	\$0.00	\$0.00	\$4,949.84	\$10,486.50	\$5,404.39	\$116,005.73
Elias, Faye	Teacher - Grade 5	\$59,386.00	0.00	12.00	\$0.00	\$0.00	\$2,922.87	\$10,041.14	\$0.00	\$72,350.01
Elias, Mason A	Teacher - Grade 3	\$52,255.00	0.00	12.00	\$0.00	\$0.00	\$2,572.93	\$9,848.76	\$18.44	\$64,695.13
Ellinger, Nicole Lynnee	Teacher - Grade 2	\$70,124.00	0.00	14.00	\$0.00	\$0.00	\$3,497.43	\$10,185.02	\$295.12	\$84,101.57
Ellis, Christina Lynn	Principal	\$98,280.00	0.00	14.00	\$0.00	\$3,600.00	\$11,588.49	\$11,381.48	\$500.00	\$125,349.97
Ellison, Aaron T	Teacher - Grade 7 - Social Studies/Langu	\$95,165.00	0.00	16.00	\$0.00	\$0.00	\$4,937.02	\$10,515.90	\$5,157.60	\$115,775.52
Ellison, Lori N	Teacher - Grade 3	\$82,296.00	0.00	14.00	\$0.00	\$0.00	\$4,050.50	\$7,314.23	\$0.00	\$93,660.73
Elpayaa, Lauren Judith	Teacher - Technology Support Specialist	\$68,894.00	0.00	14.00	\$0.00	\$0.00	\$3,869.37	\$9,887.24	\$3,061.76	\$85,712.37
Ely, Kathleen Ann	Teacher - Interventionist - Literacy	\$76,247.24	0.00	14.00	\$0.00	\$0.00	\$3,752.70	\$10,247.42	\$0.00	\$90,247.36
Emberson, Matthew David	Teacher - Orientation to Ind Tech	\$64,591.00	0.00	12.00	\$0.00	\$0.00	\$3,523.93	\$10,218.50	\$7,009.05	\$85,342.48

187

**2024-205 Certified Administrator and Teacher Salary and Benefits Report
McLean County USD 5**

Name	Position Description	Base Salary	Vacation Days	Sick Days	Bonuses	Annuities	Retirement Enhancements	Other Benefits	Other Compensation	Total Compensation
Emerick, Drew Mathew	Teacher - Physical Education	\$63,853.00	0.00	12.00	\$0.00	\$0.00	\$3,880.42	\$10,327.81	\$15,285.38	\$93,346.61
Emmert, Alesha Kristine	Teacher - Grade 2	\$53,525.00	0.00	12.00	\$0.00	\$0.00	\$2,808.96	\$9,858.73	\$1,776.02	\$67,968.71
Enomoto, Rachel Kathryn	Teacher - Grade K - Bilingual-Spanish	\$55,082.00	0.00	14.00	\$0.00	\$0.00	\$3,074.32	\$9,976.15	\$842.74	\$68,975.21
Enright, Amy Christine	Teacher - HS MTSS Interventionist Leader	\$95,165.00	0.00	16.00	\$0.00	\$0.00	\$5,174.07	\$10,669.95	\$9,561.17	\$120,570.19
Estes, Danielle Nicole	Teacher - Speech/Language Pathologist	\$72,583.00	0.00	14.00	\$0.00	\$0.00	\$3,646.38	\$10,250.65	\$1,500.00	\$87,980.03
Evans, Anna G	Teacher - LBS1 - Special Education	\$48,648.00	0.00	12.00	\$0.00	\$0.00	\$3,087.02	\$9,951.14	\$5,482.11	\$67,168.27
Everett, Abigail	Teacher - LBS1 - Special Education	\$70,328.00	0.00	12.00	\$0.00	\$0.00	\$3,466.28	\$9,994.01	\$100.00	\$83,888.29
Ewalt, Melinda Jo	Teacher - Physical Education	\$100,856.47	0.00	16.00	\$0.00	\$0.00	\$5,141.40	\$10,595.81	\$3,607.00	\$120,200.68
Fagan-Nelson, Katharine	Social Worker	\$76,148.00	0.00	12.00	\$0.00	\$0.00	\$3,752.05	\$10,276.66	\$1,526.64	\$91,703.35
Fairfield, Kristyn K	Teacher - LBS1 - Special Education	\$82,173.00	0.00	16.00	\$0.00	\$0.00	\$4,125.47	\$10,328.56	\$1,167.75	\$97,794.78
Fassett, Angela J	Teacher - Art	\$44,058.00	0.00	12.00	\$0.00	\$0.00	\$2,177.49	\$9,727.21	\$184.43	\$56,147.13
Faulkner, Jaimie A	Teacher - Grade 2	\$54,959.00	0.00	12.00	\$0.00	\$0.00	\$2,765.89	\$9,985.69	\$595.34	\$68,305.92
Feeney, David George	Teacher - English	\$95,165.00	0.00	16.00	\$0.00	\$0.00	\$5,337.32	\$10,750.79	\$13,205.87	\$124,458.98
Feit, Ireland R	Teacher - Grade 3	\$41,820.00	0.00	12.00	\$0.00	\$0.00	\$2,085.62	\$9,794.46	\$136.89	\$53,836.97
Felix, Rhett B	Teacher - LBS1 - Special Education	\$55,041.00	0.00	12.00	\$0.00	\$0.00	\$2,737.90	\$9,984.79	\$590.24	\$68,353.93
Felix, Susan M	Teacher - Grade 5	\$95,165.00	0.00	16.00	\$0.00	\$0.00	\$4,691.21	\$10,448.58	\$73.05	\$110,377.84
Ficex, Jennifer L	Teacher - Grade 4	\$99,705.72	0.00	16.00	\$0.00	\$0.00	\$5,321.56	\$10,737.81	\$8,597.65	\$124,362.74
Fields, Jason Jerome	Teacher - LBS1 - Special Education	\$76,271.00	0.00	12.00	\$0.00	\$0.00	\$3,808.20	\$10,182.52	\$1,505.31	\$91,767.03
Fields, Julie Marie	Social Worker	\$68,894.00	0.00	12.00	\$0.00	\$0.00	\$3,689.90	\$10,633.68	\$4,854.30	\$88,071.88
Fillingham, Kari Lyn	Teacher - LBS1 - Special Education	\$68,894.00	0.00	14.00	\$0.00	\$0.00	\$3,569.89	\$10,118.26	\$4,089.44	\$86,671.59
Fincham, Nathan C	Teacher - General Science	\$68,279.00	0.00	14.00	\$0.00	\$0.00	\$3,931.89	\$10,338.90	\$11,608.22	\$94,158.01
Fish, Jill E	Teacher - Grade Kindergarten	\$107,761.94	0.00	16.00	\$0.00	\$0.00	\$5,303.64	\$10,732.05	\$0.00	\$123,797.63
Fisher, Analiese Dee	Teacher - Grade 6 - Language Arts	\$51,066.00	0.00	12.00	\$0.00	\$0.00	\$3,158.40	\$9,979.35	\$4,677.00	\$68,880.75
Fisher, Charles E	Teacher - Adaptive PE	\$58,954.07	0.00	16.00	\$0.00	\$0.00	\$3,407.04	\$10,064.12	\$0.00	\$72,425.23
Fisher, Shelly M	Teacher - Grade 2	\$82,173.00	0.00	16.00	\$0.00	\$0.00	\$4,261.73	\$10,421.57	\$3,359.21	\$100,215.51
Fitzgerald, Kelly Leigh	Principal	\$84,800.00	0.00	14.00	\$0.00	\$3,300.00	\$9,923.55	\$10,456.52	\$0.00	\$108,480.07
Fitzgerald, Lauren Marie	Teacher - Grade 5	\$65,533.00	0.00	12.00	\$0.00	\$0.00	\$3,244.27	\$10,119.20	\$248.28	\$79,144.75
Fitzpatrick, Emily	Teacher - LBS1 - Special Education	\$59,386.00	0.00	12.00	\$0.00	\$0.00	\$3,167.55	\$10,054.31	\$1,918.28	\$74,526.14
Fleri, Laura	Teacher - Grade 8 - Science/Language Art	\$49,959.00	0.00	12.00	\$0.00	\$0.00	\$2,564.80	\$9,927.72	\$1,936.23	\$64,387.75
Fletcher, Cara M	Teacher - LBS1 - Special Education	\$41,820.00	0.00	12.00	\$0.00	\$0.00	\$2,225.27	\$9,824.82	\$2,791.02	\$56,661.11
Flood, Jessica Marie	Teacher - Physical Education	\$61,066.00	0.00	12.00	\$0.00	\$0.00	\$3,248.26	\$10,105.96	\$4,936.44	\$79,356.66
Fontana, Elizabeth Rose	Teacher - Instrumental Music	\$70,533.00	0.00	14.00	\$0.00	\$0.00	\$3,606.50	\$10,173.29	\$2,746.90	\$87,059.69
Ford, Karen Terese	Teacher - LBS1 - Special Education	\$60,246.00	0.00	16.00	\$0.00	\$0.00	\$3,086.83	\$10,089.58	\$2,468.49	\$75,890.90
Ford, Nathan G	Teacher - IMC Media Specialist	\$95,165.00	0.00	16.00	\$0.00	\$0.00	\$4,817.20	\$10,474.24	\$4,602.61	\$115,059.05
Foster, Nathan C	Teacher - Physical Ed/Driver Ed	\$95,165.00	0.00	16.00	\$0.00	\$0.00	\$6,423.64	\$11,066.06	\$35,764.07	\$148,418.77
Fox Anvick, Caroline	Teacher - IMC Media Specialist	\$95,165.00	0.00	16.00	\$0.00	\$0.00	\$4,785.44	\$10,563.16	\$2,069.85	\$112,583.45
Frangella, Rebecca	Associate Principal	\$94,000.00	15.00	16.00	\$0.00	\$3,475.00	\$11,894.53	\$11,537.02	\$10,000.00	\$130,906.55
Frank, Miranda J	Teacher - Grade Kindergarten	\$44,058.00	0.00	12.00	\$0.00	\$0.00	\$2,280.44	\$9,815.55	\$793.14	\$56,947.13
Franks, Carolyn	Teacher - Grade 6 - Language Arts	\$68,484.00	0.00	12.00	\$0.00	\$0.00	\$3,414.02	\$10,184.11	\$885.36	\$82,967.49
Franks, Rebecca L	Teacher - LBS1 - Special Education	\$95,165.00	0.00	16.00	\$0.00	\$0.00	\$4,740.63	\$10,549.88	\$1,177.08	\$111,632.59
Franz, Timothy P	Teacher - Orientation to Business	\$95,165.00	0.00	16.00	\$0.00	\$0.00	\$5,312.31	\$10,707.48	\$12,697.62	\$123,882.41
Freesen, Toni C	Teacher - Art	\$46,722.00	0.00	12.00	\$0.00	\$0.00	\$2,286.65	\$9,822.16	\$0.00	\$58,830.81
Freeze, Kirsten E	Assistant Principal	\$72,500.00	0.00	14.00	\$0.00	\$0.00	\$8,701.44	\$12,385.22	\$2,277.82	\$95,864.48
Freymann, Megan Marie	Teacher - Orientation to Business	\$95,165.00	0.00	16.00	\$0.00	\$0.00	\$5,500.41	\$10,620.92	\$14,845.75	\$126,132.08
Friend, Gracie	Teacher - Grade 5	\$41,820.00	0.00	12.00	\$0.00	\$0.00	\$2,058.25	\$9,786.48	\$0.00	\$53,664.73
Frietsch, Marissa Kate	Teacher - LBS1 - Special Education	\$80,288.00	0.00	14.00	\$0.00	\$0.00	\$4,074.74	\$10,248.57	\$2,500.00	\$97,111.31
Froelich, Donald Scott	Teacher - General Math	\$99,929.72	0.00	16.00	\$0.00	\$0.00	\$5,670.49	\$10,620.27	\$15,826.60	\$132,047.08
Frosch, Jackson R	Teacher - LBS1 - Special Education	\$54,058.00	0.00	12.00	\$0.00	\$0.00	\$2,772.13	\$9,974.78	\$1,774.06	\$68,578.97
Frost, Madison	Teacher - Grade 2	\$44,058.00	0.00	12.00	\$0.00	\$0.00	\$2,198.08	\$9,809.32	\$364.52	\$56,429.92
Fudge, Dawn M	Teacher - LBS1 - Special Education	\$90,575.00	0.00	16.00	\$0.00	\$0.00	\$5,978.50	\$10,894.15	\$27,364.02	\$134,811.67
Fulkerson, Charity Lynn	Teacher - LBS1 - Special Education	\$48,689.00	0.00	12.00	\$0.00	\$0.00	\$2,549.01	\$9,904.89	\$1,301.27	\$62,444.17
Funck, Kaitlyn	Teacher - Grade 6 - Science/Language Art	\$52,992.00	0.00	12.00	\$0.00	\$0.00	\$2,620.73	\$9,923.91	\$258.23	\$65,794.87
Funfar, Angela L	Teacher - Interventnist/Reading Recovery	\$88,525.00	0.00	16.00	\$0.00	\$0.00	\$13,844.48	\$10,447.57	\$361.86	\$113,178.91
Gabridge, Morgan	Teacher - LBS1 - Special Education	\$45,492.00	0.00	12.00	\$0.00	\$0.00	\$2,257.02	\$8,299.93	\$129.11	\$56,178.06
Gaddy, Elizabeth Ann	Teacher - Grade 8 - Science/Language Art	\$45,082.00	0.00	12.00	\$0.00	\$0.00	\$2,386.71	\$9,841.11	\$2,090.28	\$59,400.10
Gallier, Nicole Marie	Teacher - Grade 8 - Social Studies	\$95,165.00	0.00	16.00	\$0.00	\$0.00	\$4,863.65	\$10,373.85	\$3,652.91	\$114,055.41
Galvan, Tania	Teacher - Spanish	\$52,992.00	0.00	12.00	\$0.00	\$0.00	\$2,760.11	\$9,963.12	\$3,191.42	\$68,906.65
Gambacorta Lutman, Brylee J	Teacher - Grade Kindergarten	\$43,033.00	0.00	12.00	\$0.00	\$0.00	\$2,254.24	\$9,822.04	\$1,245.50	\$56,354.78
Gannaway, Rachel L	Teacher - Speech/Language Pathologist	\$93,730.00	0.00	16.00	\$0.00	\$0.00	\$4,686.68	\$10,498.40	\$1,500.00	\$110,415.08
Gantert, Mollie Marie	Teacher - Grade 4	\$61,435.00	0.00	12.00	\$0.00	\$0.00	\$3,104.85	\$10,056.21	\$925.36	\$75,521.42
Garard, Remy Christine	Teacher - English	\$95,165.00	0.00	14.00	\$0.00	\$0.00	\$5,083.00	\$10,632.72	\$6,978.13	\$117,858.85
Garcia, Stephanie Michelle	Teacher - Elementary School MTSS Interventionist	\$45,082.00	0.00	12.00	\$0.00	\$0.00	\$2,218.32	\$9,833.77	\$0.00	\$57,134.09

188

2024-205 Certified Administrator and Teacher Salary and Benefits Report

McLean County USD 5

Name	Position Description	Base Salary	Vacation Days	Sick Days	Bonuses	Annuities	Retirement Enhancements	Other Benefits	Other Compensation	Total Compensation
Gardner, Erin E	Teacher - Early Childhd (Self Cont ECE)	\$62,050.00	0.00	16.00	\$0.00	\$0.00	\$3,516.94	\$10,014.69	\$3,023.16	\$78,604.79
Gardner, Stacie	Guidance Counselor	\$93,730.00	0.00	12.00	\$0.00	\$0.00	\$4,688.58	\$10,462.51	\$1,375.58	\$110,256.67
Garneau, Jill R	Teacher - Physical Education	\$95,165.00	0.00	16.00	\$0.00	\$0.00	\$4,690.65	\$10,305.78	\$138.30	\$110,299.73
Gavin, Joseph	Teacher - General Math	\$41,820.00	0.00	12.00	\$0.00	\$0.00	\$2,178.22	\$9,819.71	\$2,438.60	\$56,256.53
Gawron, Julie	Teacher - LBS1 - Special Education	\$47,459.00	0.00	12.00	\$0.00	\$0.00	\$2,619.33	\$9,903.90	\$3,484.09	\$63,466.32
Gerharz, Kelly Kathleen	Teacher - Grade 1	\$82,296.00	0.00	14.00	\$0.00	\$0.00	\$4,121.61	\$10,367.53	\$456.75	\$97,241.89
Gerike, Abigail R	Teacher - Grade 2	\$80,288.00	0.00	14.00	\$0.00	\$0.00	\$4,289.67	\$10,395.09	\$4,879.92	\$99,852.68
Gerriettos, Jennifer Lee	Guidance Counselor	\$80,288.00	0.00	14.00	\$0.00	\$0.00	\$4,305.18	\$10,322.18	\$7,183.58	\$102,098.94
Ghrist, Tracie Nicole	Teacher - Elementary - CORE Instructional Coach	\$89,632.00	0.00	14.00	\$0.00	\$0.00	\$4,552.05	\$10,253.75	\$941.89	\$105,379.69
Gibler, Ashleigh Kate	Special Education Administrator (Elem Behavior Spe	\$82,000.00	0.00	16.00	\$0.00	\$0.00	\$19,736.25	\$13,910.70	\$8,500.00	\$124,146.95
Gibler, Daniel M	Principal	\$86,000.00	0.00	18.00	\$0.00	\$3,600.00	\$10,472.55	\$10,476.65	\$3,376.25	\$113,925.45
Giermann, Jennifer R	Guidance Counselor	\$82,296.00	0.00	14.00	\$0.00	\$0.00	\$4,330.72	\$10,419.20	\$5,696.29	\$102,742.21
Gillespie, Lindsey	Teacher - Grade Kindergarten	\$53,730.00	0.00	12.00	\$0.00	\$0.00	\$2,673.08	\$9,961.74	\$184.45	\$66,549.27
Gillman, August A	Teacher - LBS1 - Special Education	\$41,820.00	0.00	12.00	\$0.00	\$0.00	\$2,251.42	\$9,934.11	\$5,300.55	\$59,306.08
Glatt, Michelle L	Teacher - IMC Media Specialist	\$99,705.72	0.00	16.00	\$0.00	\$0.00	\$5,177.08	\$10,616.29	\$5,668.90	\$121,167.99
Gliege, Terry A	Associate Principal	\$92,000.00	15.00	20.00	\$0.00	\$3,475.00	\$10,881.09	\$11,353.21	\$1,000.00	\$118,709.30
Goben, Denise L	Teacher - Grade 8 - Language Arts	\$107,761.94	0.00	16.00	\$0.00	\$0.00	\$5,482.18	\$10,784.93	\$3,627.00	\$127,656.05
Goff, Amanda L	Nurse	\$72,378.00	0.00	12.00	\$0.00	\$0.00	\$3,744.55	\$10,206.59	\$3,057.83	\$89,386.97
Goluba-Melrose, Michelle Kay	Teacher - Grade 4 - Bilingual-Spanish	\$74,427.00	0.00	12.00	\$0.00	\$0.00	\$4,185.02	\$10,342.59	\$5,707.92	\$94,662.53
Gomez-Banks, Maria Concetta	Teacher - Grade Kindergarten	\$62,746.00	0.00	12.00	\$0.00	\$0.00	\$3,135.21	\$10,100.78	\$741.23	\$76,723.22
Gordon, Angela Jo	Teacher - Grade 5	\$89,632.00	0.00	14.00	\$0.00	\$0.00	\$4,413.24	\$10,470.14	\$36.88	\$104,552.26
Gorshe-Woods, Kaitlyn M	Teacher - Grade Kindergarten	\$50,820.00	0.00	12.00	\$0.00	\$0.00	\$2,499.32	\$9,907.40	\$344.91	\$63,571.63
Gorski, Gisele R	Psychologist	\$95,165.00	0.00	12.00	\$0.00	\$0.00	\$5,145.78	\$10,620.04	\$4,048.15	\$114,978.97
Gotschall, Heather L	Teacher - General Math	\$95,165.00	0.00	16.00	\$0.00	\$0.00	\$5,135.12	\$10,536.73	\$8,010.68	\$118,847.53
Gourley, Shauna Kate	Teacher - Interventnrist/Reading Recovery	\$95,165.00	0.00	14.00	\$0.00	\$0.00	\$14,881.72	\$10,494.39	\$116.07	\$120,657.18
Gozur, Marielena	Teacher - LBS1 - Special Education	\$70,328.00	0.00	14.00	\$0.00	\$0.00	\$3,796.87	\$10,242.01	\$4,713.68	\$89,080.56
Gray, Jill E	Teacher - Grade 1	\$82,296.00	0.00	14.00	\$0.00	\$0.00	\$4,092.70	\$10,378.47	\$322.78	\$97,089.95
Greci, Jaclyn R	Teacher - Spanish	\$46,820.00	0.00	12.00	\$0.00	\$0.00	\$2,475.76	\$9,902.74	\$3,481.88	\$62,680.38
Gresham, Shelby J	Teacher - Grade 7 - Math/Language Arts	\$62,746.00	0.00	12.00	\$0.00	\$0.00	\$3,211.92	\$10,051.17	\$2,518.51	\$78,527.60
Grieder, Erica Ann	Teacher - LBS1 - Special Education	\$66,435.00	0.00	14.00	\$0.00	\$0.00	\$3,280.79	\$10,003.96	\$221.33	\$79,941.08
Griffin, Jade Marie	Teacher - Physics	\$65,533.00	0.00	12.00	\$0.00	\$0.00	\$3,047.32	\$9,869.71	\$0.00	\$78,450.03
Groetken, Jill Anne	Teacher - LBS1 - Special Education	\$52,705.00	0.00	14.00	\$0.00	\$0.00	\$3,161.06	\$9,890.84	\$4,610.96	\$70,367.86
Gross, Chelsea Elizabeth	Teacher - Physical Education	\$54,509.00	0.00	12.00	\$0.00	\$0.00	\$2,830.55	\$9,999.09	\$2,997.00	\$70,335.64
Gross, Joshua J	Teacher - Physical Education	\$51,476.00	0.00	12.00	\$0.00	\$0.00	\$2,593.24	\$9,920.81	\$635.25	\$64,625.30
Gross, Marianne Elizabeth	Teacher - Art	\$53,730.00	0.00	12.00	\$0.00	\$0.00	\$2,644.38	\$9,718.99	\$0.00	\$66,093.37
Grove, Casy	Teacher - Grade 1	\$43,033.00	0.00	12.00	\$0.00	\$0.00	\$2,154.11	\$9,808.80	\$332.01	\$55,327.92
Grubic, Angela Marie	Teacher - Instructional Coach - Math	\$68,689.00	0.00	14.00	\$0.00	\$0.00	\$3,917.88	\$10,250.65	\$5,095.15	\$87,952.68
Gutierrez, Nataly	Teacher - Orientation to FACS	\$41,820.00	0.00	12.00	\$0.00	\$0.00	\$2,210.24	\$9,812.90	\$1,823.91	\$55,667.05
Guy, Kortney	Teacher - Grade 6 - Science	\$45,287.00	0.00	12.00	\$0.00	\$0.00	\$2,674.78	\$9,866.60	\$2,063.65	\$59,892.03
Hackler, Justine	Teacher - Early Childhd (Self Cont ECE)	\$47,459.00	0.00	12.00	\$0.00	\$0.00	\$2,343.62	\$9,868.81	\$49.44	\$59,720.87
Hadden, Eric B	Associate Principal	\$94,000.00	15.00	20.00	\$0.00	\$0.00	\$11,360.94	\$14,127.36	\$3,264.08	\$122,752.38
Haerr, Madison K	Teacher - Grade 4	\$41,820.00	0.00	12.00	\$0.00	\$0.00	\$2,058.25	\$9,784.40	\$0.00	\$53,662.65
Hafermann, Eduard P	Teacher - Instructional Coach - Technology	\$93,730.00	0.00	16.00	\$0.00	\$0.00	\$5,449.41	\$10,682.21	\$17,998.89	\$127,860.51
Hafermann, Tera L	Teacher - IMC Media Specialist	\$93,730.00	0.00	16.00	\$0.00	\$0.00	\$4,837.53	\$10,606.79	\$4,586.85	\$113,761.17
Hagler, Julie	UFEA President - Full Time Rel	\$95,165.00	0.00	16.00	\$0.00	\$0.00	\$4,683.79	\$10,309.84	\$0.00	\$110,158.63
Hailey, Marisa Gabrielle	Teacher - Grade 3	\$54,509.00	0.00	12.00	\$0.00	\$0.00	\$2,730.23	\$9,969.60	\$962.68	\$68,171.51
Hakes, Kylie C	Teacher - Speech/Language Pathologist	\$84,304.00	0.00	12.00	\$0.00	\$0.00	\$4,293.89	\$10,445.83	\$2,939.10	\$101,982.82
Hall, Monique L	Teacher - Grade 1	\$76,148.00	0.00	14.00	\$0.00	\$0.00	\$4,059.24	\$10,290.87	\$5,212.65	\$95,710.76
Halsey, Kelli R	Teacher - Grade 2	\$107,761.94	0.00	16.00	\$0.00	\$0.00	\$5,411.93	\$9,244.68	\$2,202.19	\$124,620.74
Ham, Claire Rose	Teacher - Grade Kindergarten	\$54,509.00	0.00	12.00	\$0.00	\$0.00	\$2,816.68	\$9,987.73	\$1,393.10	\$68,706.51
Hamler, Jennifer Theresa	Teacher - Social Science	\$65,164.00	0.00	12.00	\$0.00	\$0.00	\$3,492.15	\$10,174.99	\$5,359.71	\$84,190.85
Hammond, Laura Green	Teacher - Grade 2	\$48,689.00	0.00	12.00	\$0.00	\$0.00	\$2,457.97	\$9,880.99	\$673.23	\$61,701.19
Hanna, Kristin Elizabeth	Teacher - Grade 1	\$61,804.00	0.00	12.00	\$0.00	\$0.00	\$2,991.41	\$10,061.50	\$0.00	\$74,856.91
Hansen, Amanda M	Teacher - Physical Education	\$59,304.00	0.00	14.00	\$0.00	\$0.00	\$3,233.95	\$10,110.94	\$6,406.11	\$79,055.00
Hansen, Carla L	Teacher - Grade 1	\$95,165.00	0.00	16.00	\$0.00	\$0.00	\$4,683.79	\$10,514.32	\$0.00	\$110,363.11
Hansen, Courtney Laura	Teacher - General Science	\$80,288.00	0.00	14.00	\$0.00	\$0.00	\$4,066.99	\$10,327.68	\$2,367.12	\$97,049.79
Hardt, McKenna R	Teacher - Grade 2	\$41,820.00	0.00	12.00	\$0.00	\$0.00	\$2,065.06	\$9,788.47	\$138.33	\$53,811.86
Harkins, Anna H	Teacher - Physical Education	\$45,082.00	0.00	12.00	\$0.00	\$0.00	\$2,694.60	\$9,955.38	\$9,246.39	\$66,978.37
Harmon, Kimberly Ann	Psychologist	\$44,533.20	0.00	12.00	\$0.00	\$0.00	\$2,554.56	\$9,886.09	\$3,677.60	\$60,651.45
Harr, Matthew W	Principal	\$111,581.21	0.00	18.00	\$0.00	\$2,400.00	\$13,093.17	\$11,568.54	\$1,060.00	\$139,702.92
Harr, Tyler S	Teacher - Instrumental Music	\$50,622.93	0.00	12.00	\$0.00	\$0.00	\$2,505.98	\$9,888.04	\$3,454.49	\$66,471.44
Harrington, Rachel Marie	Teacher - Grade 4	\$22,290.54	0.00	12.00	\$0.00	\$0.00	\$1,072.28	\$3,368.69	\$0.00	\$26,731.51

189

2024-205 Certified Administrator and Teacher Salary and Benefits Report

McLean County USD 5

Name	Position Description	Base Salary	Vacation Days	Sick Days	Bonuses	Annuities	Retirement Enhancements	Other Benefits	Other Compensation	Total Compensation
Harris, Elizabeth Rae	Teacher - Agricultural Sciences	\$63,115.00	0.00	12.00	\$0.00	\$0.00	\$4,337.46	\$11,238.70	\$25,010.88	\$103,702.04
Harris, Rebert Harvey	Teacher - Grade 7 - Math	\$60,820.00	0.00	14.00	\$0.00	\$0.00	\$3,379.58	\$10,110.30	\$3,317.38	\$77,627.26
Harroun, Hayley Elizabeth	Teacher - Grade 1	\$64,591.00	0.00	14.00	\$0.00	\$0.00	\$3,279.52	\$9,956.73	\$746.29	\$78,573.54
Hartke, Colleen K	Teacher - LBS1 - Special Education	\$73,375.32	0.00	16.00	\$0.00	\$0.00	\$4,404.28	\$10,365.94	\$16,587.50	\$104,733.04
Hartke, Jill Marie	Teacher - Grade 4	\$95,165.00	0.00	16.00	\$0.00	\$0.00	\$4,683.79	\$10,559.68	\$0.00	\$110,408.47
Hartung, Bailey	Teacher - LBS1 - Special Education	\$41,820.00	0.00	12.00	\$0.00	\$0.00	\$2,636.92	\$9,854.85	\$4,990.83	\$59,302.60
Haseman, Jamie K	Teacher - Grade 4	\$76,230.00	0.00	14.00	\$0.00	\$0.00	\$3,867.24	\$10,278.69	\$1,132.18	\$91,508.11
Hatch, Jennifer C	Teacher - English as Second Lang	\$21,142.33	0.00	12.00	\$0.00	\$0.00	\$1,018.03	\$6,398.44	\$163.95	\$28,722.75
Hatfield, Kylie P	Teacher - LBS1 - Special Education	\$43,033.00	0.00	12.00	\$0.00	\$0.00	\$2,161.83	\$9,774.84	\$282.82	\$55,252.49
Hathaway, Hannah M	Teacher - Grade 5	\$41,820.00	0.00	12.00	\$0.00	\$0.00	\$2,136.86	\$9,800.08	\$940.14	\$54,697.08
Hatzer, Cody M	Teacher - General Math	\$52,992.00	0.00	12.00	\$0.00	\$0.00	\$2,687.61	\$9,969.06	\$1,613.79	\$67,262.46
Haubner, Emily	Teacher - Grade 3	\$46,271.00	0.00	12.00	\$0.00	\$0.00	\$1,749.25	\$9,672.95	\$66.00	\$57,759.20
Havens, Jennifer S	Teacher - Grade 1	\$56,312.00	0.00	12.00	\$0.00	\$0.00	\$2,826.24	\$10,002.02	\$350.46	\$69,490.72
Hawkins, Christopher M	Teacher - Grade 8 - Social Studies/Langu	\$89,380.99	0.00	16.00	\$0.00	\$0.00	\$4,819.20	\$10,483.06	\$8,538.19	\$113,221.44
Hawkins, Karrin R	Certified College/Career Counselor	\$102,947.01	0.00	16.00	\$0.00	\$0.00	\$5,066.67	\$10,658.32	\$0.00	\$118,672.00
Hawkins, Meghan Therese	Teacher - Social Science	\$80,288.00	0.00	14.00	\$0.00	\$0.00	\$4,370.72	\$10,462.93	\$8,888.49	\$104,010.14
Hawkins, Michelle	Teacher - English	\$68,689.00	0.00	12.00	\$0.00	\$0.00	\$3,460.22	\$10,199.75	\$1,619.04	\$83,968.01
Hayes, Mallory Kay	Teacher - Grade 2	\$61,435.00	0.00	12.00	\$0.00	\$0.00	\$3,182.67	\$10,097.31	\$2,843.58	\$77,558.56
Hays, Caitlin D	Teacher - Agricultural Sciences	\$45,492.00	0.00	12.00	\$0.00	\$0.00	\$3,349.88	\$10,175.21	\$23,144.01	\$82,161.10
Haywood, Elizabeth Sue	Teacher - LBS1 - Special Education	\$63,853.00	0.00	12.00	\$0.00	\$0.00	\$3,373.95	\$10,065.81	\$3,497.52	\$80,790.28
Hazewinkel, Lisa M	Teacher - Grade 1	\$89,632.00	0.00	16.00	\$0.00	\$0.00	\$4,440.80	\$10,486.11	\$378.11	\$104,937.02
Heaser, Lisa Marie	Teacher - Grade 3	\$60,820.00	0.00	16.00	\$0.00	\$0.00	\$3,053.88	\$10,058.50	\$922.17	\$74,854.55
Hedman, Shannon Michelle	Teacher - Grade 2	\$72,583.00	0.00	14.00	\$0.00	\$0.00	\$3,710.90	\$10,244.65	\$926.36	\$87,464.91
Heidemann, Elizabeth Anne	Teacher - Speech/Language Pathologist	\$70,738.00	0.00	14.00	\$0.00	\$0.00	\$4,033.09	\$10,185.19	\$11,121.57	\$96,077.85
Heisel, Sarah J	Teacher - Grade 4	\$41,820.00	0.00	12.00	\$0.00	\$0.00	\$2,116.79	\$9,794.69	\$710.60	\$54,442.08
Heller, Bradley P	Teacher - General Math	\$84,304.00	0.00	12.00	\$0.00	\$0.00	\$4,372.73	\$10,412.70	\$4,162.85	\$103,252.28
Helling, Carrie N	Psychologist	\$68,894.00	0.00	12.00	\$0.00	\$0.00	\$3,606.04	\$10,097.85	\$2,862.00	\$85,459.89
Henderson, Rachel Elizabeth	Teacher - LBS1 - Special Education	\$74,140.00	0.00	12.00	\$0.00	\$0.00	\$3,842.96	\$10,160.78	\$1,242.92	\$89,386.66
Hendricks, Carly E	Teacher - Grade K - Bilingual-Spanish	\$63,115.00	0.00	12.00	\$0.00	\$0.00	\$3,198.39	\$10,104.90	\$656.75	\$77,075.04
Henrichsmeyer, Krista Ann	Teacher - MTSS Interventionist	\$47,500.00	0.00	12.00	\$0.00	\$0.00	\$2,337.82	\$9,868.82	\$0.00	\$59,706.64
Henrikson, Eden E	Teacher - Grade 5	\$44,058.00	0.00	12.00	\$0.00	\$0.00	\$2,352.23	\$9,858.24	\$3,738.18	\$60,006.65
Hensley, Audrey Jo	Teacher - Language Interventionist	\$70,124.00	0.00	12.00	\$0.00	\$0.00	\$3,470.10	\$10,104.57	\$381.07	\$84,079.74
Henson, Miranda Michele	Teacher - LBS1 - Special Education	\$59,386.00	0.00	12.00	\$0.00	\$0.00	\$3,685.54	\$10,233.16	\$14,250.07	\$87,554.77
Herchenbach, Samantha	Teacher - LBS1 - Special Education	\$41,820.00	0.00	12.00	\$0.00	\$0.00	\$2,336.24	\$9,852.23	\$4,538.76	\$58,547.23
Hereford, Kara Sue	Teacher - Early Childhd (Self Cont ECE)	\$56,435.00	0.00	14.00	\$0.00	\$0.00	\$2,836.82	\$9,972.29	\$378.12	\$69,622.23
Hernandez, Elisabeth A	Teacher - Grade 6 - Language Arts	\$46,312.00	0.00	12.00	\$0.00	\$0.00	\$2,371.89	\$9,851.78	\$717.24	\$59,252.91
Hernandez, Linda J	Teacher - LBS1 - Special Education	\$51,066.00	0.00	12.00	\$0.00	\$0.00	\$2,549.22	\$9,903.72	\$332.01	\$63,850.95
Herren, Kelly Lynn	Teacher - LBS1 - Special Education	\$88,525.00	0.00	14.00	\$0.00	\$0.00	\$4,926.03	\$10,616.44	\$11,253.58	\$115,321.05
Herren, Stacy Lynn	Teacher - Grade Kindergarten	\$68,279.00	0.00	12.00	\$0.00	\$0.00	\$3,395.93	\$9,394.14	\$267.45	\$81,876.52
Herrera Vega, Michelle	Teacher - Grade 1 - Bilingual-Spanish	\$41,820.00	0.00	12.00	\$0.00	\$0.00	\$2,101.34	\$9,791.92	\$376.53	\$54,089.79
Herrera, Megan	Teacher - ECE/At Risk English as a Secon	\$41,820.00	0.00	12.00	\$0.00	\$0.00	\$2,650.13	\$9,825.55	\$3,578.33	\$57,874.01
Herrmann, Michele Schmitgall	Teacher - Grade 5	\$82,296.00	0.00	14.00	\$0.00	\$0.00	\$4,265.46	\$10,223.88	\$3,885.61	\$100,670.95
Hertzner, Daniel C	Teacher - French	\$49,959.00	0.00	12.00	\$0.00	\$0.00	\$2,684.67	\$9,701.06	\$2,545.58	\$64,890.31
Hesik, Annameekee	Teacher - English	\$80,288.00	0.00	12.00	\$0.00	\$0.00	\$4,016.08	\$10,349.49	\$1,309.60	\$95,963.17
Hess, Darren	Teacher - Social Science	\$107,761.94	0.00	16.00	\$0.00	\$0.00	\$5,659.28	\$10,793.55	\$7,228.89	\$131,443.66
Hieser, Laura B	Teacher - Grade Kindergarten	\$78,279.00	0.00	14.00	\$0.00	\$0.00	\$3,906.17	\$10,171.21	\$442.66	\$92,799.04
Higby, Daniel L	Teacher - Orientation to Ind Tech	\$80,288.00	0.00	14.00	\$0.00	\$0.00	\$4,120.25	\$10,307.38	\$3,429.61	\$98,145.24
Higby, Valerie Maria	Teacher - German	\$63,115.00	0.00	14.00	\$0.00	\$0.00	\$3,270.50	\$10,144.11	\$3,355.89	\$79,885.50
Highland, Abby Elizabeth	Teacher - Grade 6 - Math/Language Arts	\$95,165.00	0.00	16.00	\$0.00	\$0.00	\$5,310.41	\$10,665.70	\$7,350.79	\$118,491.90
Hill, Shane Padraic	Director of Safety and Security	\$101,000.00	15.00	20.00	\$0.00	\$4,800.00	\$12,226.80	\$11,542.08	\$2,750.00	\$132,318.88
Hille, Alexandra J	Teacher - Grade 1	\$46,271.00	0.00	12.00	\$0.00	\$0.00	\$2,291.90	\$9,756.79	\$291.00	\$58,610.69
Hillebrandt, Meghan Ashley	Teacher - Grade 4	\$48,648.00	0.00	12.00	\$0.00	\$0.00	\$2,427.84	\$9,888.53	\$216.96	\$61,181.33
Hinman, Julia F	Teacher - Art	\$95,165.00	0.00	16.00	\$0.00	\$0.00	\$5,076.11	\$10,631.47	\$7,894.02	\$118,766.60
Hinshaw, Rachel M	Teacher - Grade 6 - Math/Language Arts	\$95,165.00	0.00	16.00	\$0.00	\$0.00	\$5,057.50	\$10,639.18	\$6,354.32	\$117,216.00
Hitchins, Tracy Lynn	Teacher - ECE/At Risk English as a Secon	\$95,165.00	0.00	16.00	\$0.00	\$0.00	\$4,703.99	\$10,370.00	\$303.23	\$110,542.22
Hobson, Katie Jean	Teacher - Grade 1	\$82,214.00	0.00	16.00	\$0.00	\$0.00	\$4,051.11	\$10,136.09	\$100.00	\$96,501.20
Hoder, Christa L	Teacher - Grade 3	\$95,165.00	0.00	16.00	\$0.00	\$0.00	\$4,746.58	\$10,568.52	\$516.47	\$110,996.57
Hoder, Matthew T	Teacher - HS MTSS Interventionist Leader	\$88,525.00	0.00	16.00	\$0.00	\$0.00	\$4,935.24	\$10,483.91	\$11,781.30	\$115,725.45
Hofer, Simona	Psychologist	\$63,484.00	0.00	12.00	\$0.00	\$0.00	\$4,207.23	\$10,208.34	\$8,676.01	\$86,575.58
Holder, Jennifer Denise	Teacher - Grade 1	\$60,246.00	0.00	14.00	\$0.00	\$0.00	\$3,331.58	\$10,135.28	\$5,737.60	\$79,450.46
Holland, Anita Lynn	Teacher - LBS1 - Special Education	\$103,896.34	0.00	16.00	\$0.00	\$0.00	\$5,160.84	\$10,447.97	\$956.12	\$120,461.27
Hollenkamp, Erin E	Guidance Counselor	\$70,738.00	0.00	12.00	\$0.00	\$0.00	\$3,616.59	\$10,245.90	\$2,750.93	\$87,351.42

190

2024-205 Certified Administrator and Teacher Salary and Benefits Report

McLean County USD 5

Name	Position Description	Base Salary	Vacation Days	Sick Days	Bonuses	Annuities	Retirement Enhancements	Other Benefits	Other Compensation	Total Compensation
Hollywood, Alyssa	Teacher - Grade 8 - Science/Language Art	\$43,033.00	0.00	12.00	\$0.00	\$0.00	\$2,217.21	\$9,833.26	\$2,016.14	\$57,099.61
Hooten, Jessica M	Teacher - Art	\$95,165.00	0.00	16.00	\$0.00	\$0.00	\$5,013.60	\$10,539.94	\$6,839.01	\$117,557.55
Hopper, Daniele A	Teacher - Grade 6 - Science/Language Art	\$95,165.00	0.00	16.00	\$0.00	\$0.00	\$4,942.66	\$10,608.15	\$4,099.79	\$114,815.60
Horton, Julie M	Teacher - Spanish	\$95,165.00	0.00	16.00	\$0.00	\$0.00	\$4,865.67	\$10,594.43	\$2,305.17	\$112,930.27
Houchin, Patricia L	Teacher - Elementary School MTSS Interventionist	\$66,435.00	0.00	12.00	\$0.00	\$0.00	\$3,271.56	\$10,130.29	\$34.43	\$79,871.28
Houk, Emily Elaine	Teacher - English	\$72,583.00	0.00	14.00	\$0.00	\$0.00	\$3,723.39	\$10,255.27	\$1,745.98	\$88,307.64
Howe, Jessica Susan	Teacher - Grade 5	\$80,247.00	0.00	14.00	\$0.00	\$0.00	\$3,994.68	\$10,323.48	\$840.16	\$95,405.32
Howes, Bailey J	Teacher - Early Childhd (Self Cont ECE)	\$41,820.00	0.00	12.00	\$0.00	\$0.00	\$2,122.51	\$9,779.64	\$411.93	\$54,134.08
Hoxha Mullett, Genta	Teacher - Spanish	\$53,402.00	0.00	12.00	\$0.00	\$0.00	\$2,650.52	\$9,839.79	\$395.54	\$66,287.85
Hoy, Jessica D	Teacher - Transitional Bilingual	\$59,755.00	0.00	12.00	\$0.00	\$0.00	\$3,116.57	\$10,064.63	\$1,372.50	\$74,308.70
Hughes, John	Teacher - Physical Education	\$76,271.00	0.00	12.00	\$0.00	\$0.00	\$4,480.68	\$10,493.81	\$16,338.50	\$107,583.99
Hull, Sarah C	Teacher - Interventnist/Reading Recovery	\$80,247.00	0.00	14.00	\$0.00	\$0.00	\$12,715.37	\$10,328.96	\$1,890.15	\$105,181.48
Hunt, Amanda Louise	Teacher - MTSS Interventionist	\$95,165.00	0.00	16.00	\$0.00	\$0.00	\$4,692.50	\$10,516.97	\$177.02	\$110,551.49
Hutson, Cally L	Teacher - Speech/Language Pathologist	\$82,173.00	0.00	14.00	\$0.00	\$0.00	\$4,214.24	\$10,402.16	\$2,116.38	\$98,905.78
Hutson, Christi Lee	Teacher - Grade 4	\$69,222.00	0.00	16.00	\$0.00	\$0.00	\$3,414.55	\$9,959.79	\$73.05	\$82,669.39
Ince, Addie L	Guidance Counselor	\$95,165.00	0.00	16.00	\$0.00	\$0.00	\$4,922.52	\$10,629.41	\$4,856.57	\$115,573.50
Ingram, Jerrod A	Teacher - Grade 6 - Social Studies	\$51,025.00	0.00	12.00	\$0.00	\$0.00	\$2,768.57	\$9,995.76	\$5,229.34	\$69,018.67
Jackson, Keanna A	Teacher - Speech/Language Pathologist	\$50,656.00	0.00	12.00	\$0.00	\$0.00	\$5,390.16	\$9,907.61	\$1,610.67	\$67,564.44
James, Allyson K	Teacher - Grade 7 - Math/Language Arts	\$42,009.00	0.00	12.00	\$0.00	\$0.00	\$2,095.39	\$9,797.36	\$565.64	\$54,467.39
James, Danae Marie	Social Worker	\$58,607.00	0.00	12.00	\$0.00	\$0.00	\$2,884.48	\$10,015.20	\$0.00	\$71,506.68
Janssen, Diana J	Teacher - Grade 6 - Language Arts	\$95,165.00	0.00	16.00	\$0.00	\$0.00	\$4,705.86	\$10,447.97	\$460.03	\$110,778.86
Jefferson, Mackenzie L	Teacher - Grade 5	\$52,992.00	0.00	12.00	\$0.00	\$0.00	\$2,610.79	\$9,939.98	\$55.32	\$65,598.09
Jennings, Chad	Teacher - Grade 4	\$82,173.00	0.00	16.00	\$0.00	\$0.00	\$4,071.38	\$10,366.04	\$548.08	\$97,158.50
Jennings, Melissa	Teacher - Instrumental Music/Choir	\$41,820.00	0.00	12.00	\$0.00	\$0.00	\$2,134.27	\$9,782.97	\$1,544.67	\$55,281.91
Jessee, Sara Janelle	Teacher - Grade 7 - Language Arts	\$69,222.00	0.00	14.00	\$0.00	\$0.00	\$3,641.02	\$10,115.67	\$3,569.25	\$86,547.94
Johns, Sara Lyn	Teacher - Interventnist/Reading Recovery	\$84,304.00	0.00	14.00	\$0.00	\$0.00	\$13,195.58	\$10,358.99	\$575.66	\$108,434.23
Johnson, Amanda Jean	Teacher - Speech/Language Pathologist	\$82,296.00	0.00	14.00	\$0.00	\$0.00	\$4,362.99	\$10,440.25	\$4,578.85	\$101,678.09
Johnson, Chanel	Teacher - Reading Recovery/Literacy/ Leader	\$72,583.00	0.00	12.00	\$0.00	\$0.00	\$3,734.55	\$10,246.42	\$2,141.70	\$88,705.67
Johnson, Kelli M	Teacher - Grade 2	\$59,386.00	0.00	12.00	\$0.00	\$0.00	\$2,950.43	\$10,031.43	\$341.23	\$72,709.09
Johnson, Kimberly Nadine	Guidance Counselor	\$72,583.00	0.00	12.00	\$0.00	\$0.00	\$4,196.23	\$10,325.94	\$6,950.05	\$94,055.22
Johnson, Lindsay Christine	Teacher - Speech/Language Pathologist	\$68,894.00	0.00	12.00	\$0.00	\$0.00	\$3,489.98	\$10,203.37	\$1,663.95	\$84,251.30
Johnston, Matt J	Teacher - Grade 8 - Language Arts	\$43,033.00	0.00	12.00	\$0.00	\$0.00	\$2,151.31	\$9,813.78	\$676.27	\$55,674.36
Jones, Amy L	Nurse	\$57,664.00	0.00	12.00	\$0.00	\$0.00	\$2,900.83	\$10,020.90	\$1,281.44	\$71,867.17
Jones, Chelsea B	Teacher - Early Childhd (Self Cont ECE)	\$41,820.00	0.00	12.00	\$0.00	\$0.00	\$2,122.51	\$9,781.58	\$411.93	\$54,136.02
Jones, Suzanne Marie	Teacher - Grade 7 - Science	\$70,124.00	0.00	14.00	\$0.00	\$0.00	\$3,535.87	\$10,197.81	\$1,555.42	\$85,413.10
Jones, Yesica	Assistant Principal	\$75,000.00	0.00	14.00	\$0.00	\$0.00	\$8,840.63	\$11,159.51	\$2,488.88	\$97,489.02
Jordan, Latavia	Teacher - Grade 4	\$51,148.00	0.00	12.00	\$0.00	\$0.00	\$3,209.44	\$10,066.58	\$11,901.39	\$76,325.41
Kagy, Tara M	Teacher - Grade Kindergarten	\$74,181.00	0.00	14.00	\$0.00	\$0.00	\$3,699.81	\$10,246.60	\$350.46	\$88,477.87
Kapchinske, Jennifer A	Teacher - Grade 1	\$68,279.00	0.00	12.00	\$0.00	\$0.00	\$3,411.74	\$10,162.80	\$402.09	\$82,255.63
Kardas, Gabrielle J	Teacher - LBS1 - Special Education	\$62,746.00	0.00	12.00	\$0.00	\$0.00	\$3,087.98	\$10,087.93	\$0.00	\$75,921.91
Karr, Natalie Ann	Teacher - Speech/Language Pathologist	\$76,271.00	0.00	14.00	\$0.00	\$0.00	\$4,475.33	\$10,309.15	\$5,791.19	\$96,846.67
Kath, Olivia Ann	Teacher - Art	\$47,459.00	0.00	12.00	\$0.00	\$0.00	\$2,335.80	\$9,653.45	\$0.00	\$59,448.25
Kaufman, Mark E	Teacher - Grade 8 - Math/Language Arts	\$89,632.00	0.00	14.00	\$0.00	\$0.00	\$4,440.47	\$10,368.56	\$1,180.48	\$105,621.51
Kaufman, Trevor Allen	Teacher - Physical Ed/Driver Ed	\$70,738.00	0.00	14.00	\$0.00	\$0.00	\$4,485.60	\$10,497.77	\$20,669.59	\$106,390.96
Kaupp, Courtney Leigh	Teacher - Physical Education	\$44,058.00	0.00	12.00	\$0.00	\$0.00	\$2,201.28	\$9,809.62	\$387.24	\$56,456.14
Kauten, Emily Christine	Teacher - Grade Kindergarten	\$82,296.00	0.00	14.00	\$0.00	\$0.00	\$4,079.08	\$10,253.00	\$184.45	\$96,812.53
Keag, Sara E	Guidance Counselor	\$74,427.00	0.00	12.00	\$0.00	\$0.00	\$3,897.59	\$10,656.10	\$4,768.06	\$93,748.75
Kearfott, Nicolas	HS Director of Athletics	\$127,142.00	15.00	16.00	\$0.00	\$0.00	\$14,726.38	\$14,557.41	\$0.00	\$156,425.79
Keeney, Kimberly K	Teacher - Vocal Music	\$58,607.00	0.00	12.00	\$0.00	\$0.00	\$2,924.31	\$10,093.16	\$2,193.83	\$73,818.30
Kelleher, Kimberly A	Teacher - LBS1 - Special Education	\$54,509.00	0.00	12.00	\$0.00	\$0.00	\$3,238.74	\$10,078.10	\$8,316.57	\$76,142.41
Keller, Cynthia Verna	Teacher - Early Childhd (Self Cont ECE)	\$47,746.00	0.00	12.00	\$0.00	\$0.00	\$2,863.01	\$9,909.76	\$3,601.07	\$64,119.84
Kelley Lett, Dawn Marie	Teacher - Adaptive PE	\$84,147.93	0.00	16.00	\$0.00	\$0.00	\$4,619.33	\$10,402.22	\$5,148.55	\$104,318.03
Kelley, Patricia Mary	Teacher - General Math	\$95,165.00	0.00	14.00	\$0.00	\$0.00	\$4,966.51	\$10,391.51	\$5,845.78	\$116,368.80
Kelly, Colleen Katherine	Teacher - Physical Education	\$47,459.00	0.00	12.00	\$0.00	\$0.00	\$2,390.40	\$9,884.18	\$1,106.70	\$60,840.28
Kelly, Jana H	Teacher - Speech/Language Pathologist	\$101,099.39	0.00	16.00	\$0.00	\$0.00	\$5,063.90	\$10,545.58	\$1,786.52	\$118,495.39
Kelly, Jennifer Lynn	Teacher - Art	\$62,050.00	0.00	16.00	\$0.00	\$0.00	\$3,535.34	\$10,102.17	\$9,788.35	\$85,475.86
Kelly, Moira S	Teacher - Physical Education	\$41,820.00	0.00	12.00	\$0.00	\$0.00	\$2,076.42	\$9,791.81	\$368.90	\$54,057.13
Kemp, Jessica L	Social Worker	\$63,484.00	0.00	12.00	\$0.00	\$0.00	\$3,154.21	\$10,109.52	\$600.00	\$77,347.73
Kendrick-Weikle, Kristen	Superintendent	\$226,702.00	20.00	16.00	\$0.00	\$18,600.00	\$29,772.88	\$31,676.54	\$6,250.00	\$313,001.42
Keneipp, Sabin Rose	Social Worker	\$57,091.00	0.00	12.00	\$0.00	\$0.00	\$2,818.41	\$9,945.57	\$53.28	\$69,908.26
Keogh, Meg Elizabeth	Teacher - LBS1 - Special Education	\$44,058.00	0.00	12.00	\$0.00	\$0.00	\$2,310.14	\$9,845.80	\$2,881.13	\$59,095.07
Kepraitis, Alec James	Teacher - Grade 7 - Social Studies	\$57,705.00	0.00	12.00	\$0.00	\$0.00	\$2,967.40	\$10,000.55	\$2,266.73	\$72,939.68

2024-205 Certified Administrator and Teacher Salary and Benefits Report

McLean County USD 5

Name	Position Description	Base Salary	Vacation Days	Sick Days	Bonuses	Annuities	Retirement Enhancements	Other Benefits	Other Compensation	Total Compensation
Kerber, Geri L	Teacher - Art	\$109,970.08	0.00	16.00	\$0.00	\$0.00	\$5,412.56	\$10,778.80	\$0.00	\$126,161.44
Kerwin, Myles M	Teacher - LBS1 - Special Education	\$41,820.00	0.00	12.00	\$0.00	\$0.00	\$2,173.43	\$9,820.38	\$2,341.33	\$56,155.14
Keyser, Chelsea D	Teacher - Interventionist - Literacy	\$95,165.00	0.00	16.00	\$0.00	\$0.00	\$4,703.80	\$10,448.93	\$405.79	\$110,723.52
Kiesewetter, Caleb J	Teacher - LBS1 - Special Education	\$21,142.33	0.00	12.00	\$0.00	\$0.00	\$1,084.29	\$6,432.11	\$379.88	\$29,038.61
Killian, Kacy Lynn	Teacher - LBS1 - Special Education	\$84,304.00	0.00	14.00	\$0.00	\$0.00	\$4,067.70	\$10,364.19	\$101.45	\$98,837.34
Killingsworth, Caleb D	Teacher - Grade 2 - Bilingual-Spanish	\$46,820.00	0.00	12.00	\$0.00	\$0.00	\$2,540.53	\$9,867.51	\$1,614.93	\$60,842.97
King, Abigail Christine	Teacher - Grade 3	\$62,746.00	0.00	14.00	\$0.00	\$0.00	\$2,959.98	\$9,826.30	\$655.26	\$76,187.54
King, Jessica R	Teacher - Chemistry	\$90,575.00	0.00	16.00	\$0.00	\$0.00	\$4,497.03	\$10,506.87	\$820.69	\$106,399.59
King, Ricardo D	Teacher - Bilingual-Spanish	\$48,771.00	0.00	12.00	\$0.00	\$0.00	\$3,071.71	\$10,054.90	\$12,583.21	\$74,480.82
Kinley, Michele Sue	Teacher - LBS1 - Special Education	\$73,209.01	0.00	14.00	\$0.00	\$0.00	\$3,603.19	\$10,003.65	\$0.00	\$86,815.85
Kintner, Jared Michael	Teacher - Physical Education	\$80,288.00	0.00	14.00	\$0.00	\$0.00	\$4,069.71	\$10,419.15	\$2,397.85	\$97,174.71
Kintner, Jill Diane	Teacher - Art	\$80,288.00	0.00	14.00	\$0.00	\$0.00	\$4,135.61	\$10,292.96	\$3,497.66	\$98,214.23
Kintner, Rachael E	Teacher - Grade 8 - Social Studies/Langu	\$72,173.00	0.00	14.00	\$0.00	\$0.00	\$3,660.65	\$10,196.76	\$2,208.79	\$88,239.20
Kirshenbaum, Leza R	Teacher - LBS1 - Special Education	\$82,173.00	0.00	16.00	\$0.00	\$0.00	\$4,305.91	\$10,435.12	\$5,316.32	\$102,230.35
Kitterman, Linda Marie	Teacher - Early Childhd (Self Cont ECE)	\$62,050.00	0.00	14.00	\$0.00	\$0.00	\$3,086.43	\$10,013.46	\$209.04	\$75,358.93
Klendworth, Sheryl	Teacher - Grade 2	\$107,761.94	0.00	16.00	\$0.00	\$0.00	\$5,374.18	\$10,579.18	\$1,429.22	\$125,144.52
Klepp, Kara N	Teacher - LBS1 - Special Education	\$66,640.00	0.00	12.00	\$0.00	\$0.00	\$3,365.54	\$10,164.54	\$1,381.32	\$81,551.40
Klieber, Brandee Leigh	Teacher - French	\$68,894.00	0.00	12.00	\$0.00	\$0.00	\$3,551.01	\$10,191.67	\$1,875.25	\$84,511.93
Klockenga-Goss, Rhonda S	Teacher - Grade 8 - Math/Language Arts	\$95,165.00	0.00	16.00	\$0.00	\$0.00	\$5,128.75	\$10,646.48	\$8,973.32	\$119,913.55
Klokkenga, Jason I	Teacher - Social Science	\$95,165.00	0.00	16.00	\$0.00	\$0.00	\$4,865.78	\$10,465.40	\$3,697.16	\$114,193.34
Klokkenga, Joshua D	Teacher - Orientation to Ind Tech	\$72,583.00	0.00	12.00	\$0.00	\$0.00	\$3,993.55	\$10,167.71	\$6,270.00	\$93,014.26
Klokkenga, Kathryn Elizabeth	Teacher - General Science	\$84,304.00	0.00	12.00	\$0.00	\$0.00	\$4,175.10	\$10,396.48	\$592.91	\$99,468.49
Kloster, Heather Ann	Social Worker	\$82,296.00	0.00	14.00	\$0.00	\$0.00	\$4,124.19	\$10,164.32	\$1,500.00	\$98,084.51
Kmetz, Julie	Teacher - MTSS Interventionist	\$72,173.00	0.00	12.00	\$0.00	\$0.00	\$3,796.70	\$10,257.28	\$2,066.59	\$88,293.57
Knapp, Brandon B	Teacher - Grade 8 - Social Studies/Langu	\$82,296.00	0.00	14.00	\$0.00	\$0.00	\$4,518.70	\$10,511.27	\$9,614.18	\$106,940.15
Knauf, Amy Lynne	Teacher - Grade 3	\$82,173.00	0.00	16.00	\$0.00	\$0.00	\$4,047.82	\$10,371.86	\$72.32	\$96,665.00
Knepler, Julia	Principal	\$107,500.00	0.00	18.00	\$0.00	\$3,600.00	\$13,077.44	\$11,744.68	\$4,500.00	\$140,422.12
Knott, Stanley Allen	Teacher - Chemistry/Physics	\$66,435.00	0.00	12.00	\$0.00	\$0.00	\$3,287.85	\$10,143.45	\$364.78	\$80,231.08
Knowles, Courtney L	Teacher - IMC Media Specialist	\$90,575.00	0.00	16.00	\$0.00	\$0.00	\$4,530.09	\$10,486.65	\$842.89	\$106,434.63
Kobel, Victoria R Stout	Teacher - Physical Ed/Driver Ed/Health	\$95,165.00	0.00	16.00	\$0.00	\$0.00	\$4,955.30	\$10,642.66	\$5,723.37	\$116,486.33
Koechle, Cristie Lamar	Teacher - LBS1 - Special Education	\$95,165.00	0.00	16.00	\$0.00	\$0.00	\$4,744.86	\$10,532.05	\$1,095.70	\$111,537.61
Koestner, Lyndsey C	Teacher - Interventnist/Reading Recovery	\$88,525.00	0.00	16.00	\$0.00	\$0.00	\$13,876.72	\$10,326.74	\$481.79	\$113,210.25
Kohler, Alison	Assistant Principal	\$75,000.00	0.00	14.00	\$0.00	\$2,400.00	\$9,058.72	\$11,237.09	\$2,465.88	\$100,161.69
Kokotek, Leslie Susan	Teacher - LBS1 - Special Education	\$72,132.00	0.00	14.00	\$0.00	\$0.00	\$4,050.95	\$10,307.84	\$6,649.46	\$93,140.25
Konopasek, Christine Marie	Teacher - High School MTSS Interventionist	\$80,288.00	0.00	14.00	\$0.00	\$0.00	\$4,821.78	\$10,532.84	\$16,699.42	\$112,342.04
Kosenesky, Nicole C	Teacher - Grade 3	\$45,287.00	0.00	12.00	\$0.00	\$0.00	\$2,231.60	\$9,750.53	\$55.32	\$57,324.45
Kosier, Naomi Rae	Teacher - Intervention Speclst - Spec Ed	\$88,525.00	0.00	14.00	\$0.00	\$0.00	\$14,741.85	\$10,551.20	\$8,354.92	\$122,172.97
Kovack, Taylor	Teacher - Orientation to FACS	\$58,074.00	0.00	12.00	\$0.00	\$0.00	\$2,917.60	\$9,974.46	\$1,210.07	\$72,176.13
Kraft, Mackenzie A	Teacher - General Science	\$46,820.00	0.00	12.00	\$0.00	\$0.00	\$2,911.71	\$10,022.98	\$12,336.31	\$72,091.00
Kralis, Natalie M	Teacher - Speech/Language Pathologist	\$47,951.00	0.00	12.00	\$0.00	\$0.00	\$2,413.92	\$9,870.32	\$678.15	\$60,913.39
Kraus, Morgan E	Teacher - General Math	\$53,525.00	0.00	12.00	\$0.00	\$0.00	\$2,652.39	\$9,932.20	\$1,392.49	\$67,502.08
Kreush, Keganne	Teacher - Grade 5	\$44,058.00	0.00	12.00	\$0.00	\$0.00	\$2,168.39	\$9,811.60	\$0.00	\$56,037.99
Kroesch, Jeffrey S	Teacher - English	\$57,419.00	0.00	12.00	\$0.00	\$0.00	\$2,920.94	\$10,025.88	\$1,927.33	\$72,293.15
Krogmeier, Paul Jeffrey	Teacher - English	\$74,427.00	0.00	14.00	\$0.00	\$0.00	\$3,911.96	\$10,330.83	\$5,055.85	\$93,725.64
Kruse, Jennifer E	Teacher - LBS1 - Special Education	\$49,959.00	0.00	12.00	\$0.00	\$0.00	\$2,715.45	\$9,980.14	\$5,251.88	\$67,906.47
Krut, Elizabeth Joy	Teacher - LBS1 - Special Education	\$70,738.00	0.00	12.00	\$0.00	\$0.00	\$3,542.22	\$10,203.18	\$664.37	\$85,147.77
Kuehn, McKenna M	Teacher - Grade 6 - Math/Language Arts	\$49,959.00	0.00	12.00	\$0.00	\$0.00	\$2,495.12	\$9,915.05	\$737.73	\$63,106.90
Kummer, Melissa Brianne	Psychologist	\$40,107.00	0.00	12.00	\$0.00	\$0.00	\$2,332.46	\$9,817.07	\$3,970.56	\$56,227.09
Kurdys, Taylor L	Teacher - Speech/Language Pathologist	\$47,951.00	0.00	12.00	\$0.00	\$0.00	\$2,408.78	\$9,878.37	\$350.95	\$60,589.10
Kutemeier, Andrew M	Social Worker	\$76,271.00	0.00	12.00	\$0.00	\$0.00	\$4,126.89	\$10,339.48	\$7,768.08	\$98,505.45
Lafuente, Jezuzete E	Teacher - Spanish	\$41,820.00	0.00	12.00	\$0.00	\$0.00	\$2,113.66	\$9,802.76	\$1,125.15	\$54,861.57
Lakebrink, Margaret Christina	Psychologist	\$67,214.00	0.00	12.00	\$0.00	\$0.00	\$4,097.67	\$10,290.73	\$12,321.53	\$93,923.93
Lamberti, Mariah C	Teacher - LBS1 - Special Education	\$46,820.00	0.00	12.00	\$0.00	\$0.00	\$2,868.44	\$9,909.26	\$3,610.84	\$63,208.54
Lambolely, Michelle Marie	Assistant Superintendent	\$180,000.00	15.00	20.00	\$0.00	\$6,000.00	\$21,513.83	\$22,194.88	\$5,000.00	\$234,708.71
Lamkin, Sarah L	Teacher - Social Science	\$54,755.00	0.00	12.00	\$0.00	\$0.00	\$2,709.45	\$9,946.68	\$295.12	\$67,706.25
Lange, Stacie L	Teacher - Grade Kindergarten	\$60,820.00	0.00	14.00	\$0.00	\$0.00	\$3,182.26	\$10,073.09	\$2,379.17	\$76,454.52
Lanham, Bridget	Teacher - LBS1 - Special Education	\$57,664.00	0.00	12.00	\$0.00	\$0.00	\$2,837.96	\$10,001.52	\$0.00	\$70,503.48
Lanham, Jennifer J	Teacher - Grade 5	\$50,820.00	0.00	12.00	\$0.00	\$0.00	\$2,191.53	\$9,823.67	\$63.53	\$62,898.73
Lanning, Suzanne Lee	Teacher - LBS1 - Special Education	\$69,222.00	0.00	16.00	\$0.00	\$0.00	\$3,804.16	\$10,010.79	\$3,668.44	\$86,705.39
Lanning, Todd A	Teacher - Grade 8 - Science	\$69,222.00	0.00	16.00	\$0.00	\$0.00	\$3,730.27	\$10,098.32	\$6,562.71	\$89,613.30
Lardi, Danielle E	Teacher - Grade Kindergarten	\$57,705.00	0.00	12.00	\$0.00	\$0.00	\$2,819.32	\$9,979.36	\$525.68	\$71,029.36
Larson, Dennis J	Assistant Principal	\$98,889.40	0.00	18.00	\$0.00	\$0.00	\$11,774.67	\$12,814.95	\$3,250.00	\$126,729.02

2024-205 Certified Administrator and Teacher Salary and Benefits Report

McLean County USD 5

Name	Position Description	Base Salary	Vacation Days	Sick Days	Bonuses	Annuities	Retirement Enhancements	Other Benefits	Other Compensation	Total Compensation
Laudeman, Julia Ann	Teacher - Grade 2	\$95,165.00	0.00	16.00	\$0.00	\$0.00	\$4,778.99	\$10,561.29	\$994.55	\$111,499.83
Law, Bridget Ann	Teacher - Grade 4	\$67,214.00	0.00	14.00	\$0.00	\$0.00	\$3,362.01	\$10,086.32	\$1,400.02	\$82,062.35
Lawent, Jessica L	Teacher - Grade 7 - Math/Language Arts	\$78,279.00	0.00	12.00	\$0.00	\$0.00	\$3,897.55	\$10,313.94	\$910.12	\$93,400.61
Lawler, Patrick D	Teacher - Social Science	\$82,296.00	0.00	14.00	\$0.00	\$0.00	\$4,083.00	\$10,175.10	\$659.88	\$97,213.98
Lawless, Melissa K	Psychologist	\$95,165.00	0.00	14.00	\$0.00	\$0.00	\$5,240.48	\$11,090.32	\$10,500.71	\$121,996.51
Lawrence, Kathryn Ann	Teacher - General Math	\$80,288.00	0.00	14.00	\$0.00	\$0.00	\$4,174.25	\$10,410.38	\$4,526.24	\$99,398.87
Lawton, Carrie Ann	Teacher - Grade 6 - Math/Language Arts	\$72,583.00	0.00	12.00	\$0.00	\$0.00	\$3,716.24	\$10,188.98	\$1,600.37	\$88,088.59
Leamer, Donna Lee	Teacher - Grade 2	\$95,165.00	0.00	16.00	\$0.00	\$0.00	\$4,704.69	\$10,534.60	\$205.96	\$110,610.25
Learned, Nicole Rae	Teacher - Art	\$52,337.00	0.00	12.00	\$0.00	\$0.00	\$2,575.86	\$9,939.17	\$0.00	\$64,852.03
Leddell, Chasity T	Teacher - Speech/Language Pathologist	\$95,165.00	0.00	14.00	\$0.00	\$0.00	\$4,787.77	\$10,309.02	\$2,110.90	\$112,372.69
Lee, Andrea Bernice	Teacher - Grade 4	\$78,279.00	0.00	14.00	\$0.00	\$0.00	\$4,037.96	\$10,218.69	\$3,762.78	\$96,298.43
Lee, Cassandra Leigh	Teacher - LBS1 - Special Education	\$57,705.00	0.00	12.00	\$0.00	\$0.00	\$2,912.36	\$9,781.07	\$1,270.59	\$71,669.02
Leff, Karen Rosene	Teacher - Grade Kindergarten	\$72,173.00	0.00	12.00	\$0.00	\$0.00	\$3,620.43	\$10,088.68	\$747.48	\$86,629.59
Lehr, David M	Teacher - Orientation to Ind Tech	\$88,525.00	0.00	16.00	\$0.00	\$0.00	\$4,941.56	\$10,462.96	\$11,877.76	\$115,807.28
Lehr, Margaret A	Teacher - Orientation to FACS	\$41,820.00	0.00	12.00	\$0.00	\$0.00	\$2,305.41	\$9,836.74	\$5,024.27	\$58,986.42
Lelm, Misty Charlene	Teacher - English	\$88,525.00	0.00	16.00	\$0.00	\$0.00	\$4,422.35	\$10,473.76	\$1,328.00	\$104,749.11
Leman, Rebecca R	Teacher - Grade 1	\$43,033.00	0.00	12.00	\$0.00	\$0.00	\$2,166.86	\$9,807.08	\$350.46	\$55,357.40
Lemenager, Leah	Teacher - LBS1 - Special Education	\$42,009.00	0.00	12.00	\$0.00	\$0.00	\$2,152.73	\$9,797.75	\$1,614.87	\$55,574.35
Lenz, Andrea Lynn	Principal	\$80,000.00	0.00	14.00	\$0.00	\$3,600.00	\$9,717.16	\$11,124.06	\$3,025.00	\$107,466.22
Lenz, Linda	Teacher - Grade 4	\$103,745.36	0.00	16.00	\$0.00	\$0.00	\$5,105.90	\$10,688.37	\$0.00	\$119,539.63
Lessen, Beth Anne	Teacher - Vocal Music	\$70,217.55	0.00	14.00	\$0.00	\$0.00	\$3,456.08	\$10,184.92	\$0.00	\$83,858.55
Leverton, Doris Melinda	Teacher - Grade 8 - Language Arts	\$88,525.00	0.00	16.00	\$0.00	\$0.00	\$4,863.21	\$10,305.49	\$5,549.14	\$109,242.84
Lewis, Connor James	Teacher - Orientation to Business	\$54,509.00	0.00	12.00	\$0.00	\$0.00	\$3,042.56	\$9,956.00	\$7,306.24	\$74,813.80
Lewis, Emily Anne	Teacher - LBS1 - Special Education	\$56,025.00	0.00	12.00	\$0.00	\$0.00	\$3,017.76	\$10,043.23	\$3,500.09	\$72,586.08
Lewis, Lawrence D	Teacher - General Science	\$64,591.00	0.00	12.00	\$0.00	\$0.00	\$3,478.61	\$10,191.68	\$6,083.51	\$84,344.80
Leysaht, Madison K	Teacher - Grade 5	\$41,820.00	0.00	12.00	\$0.00	\$0.00	\$2,058.25	\$9,771.60	\$0.00	\$53,649.85
Libernini, Amelia Brittany	Social Worker	\$68,689.00	0.00	12.00	\$0.00	\$0.00	\$3,526.82	\$10,180.24	\$3,181.64	\$85,577.70
Lillge, Terence M	Teacher - Physical Education	\$66,640.00	0.00	12.00	\$0.00	\$0.00	\$3,795.72	\$10,259.97	\$8,829.74	\$89,525.43
Logue, Derek M	Teacher - Physical Ed/Driver Ed	\$63,115.00	0.00	12.00	\$0.00	\$0.00	\$3,635.25	\$10,255.02	\$12,026.73	\$89,032.00
Logue, Megan Lorraine	Teacher - Grade 1	\$62,746.00	0.00	12.00	\$0.00	\$0.00	\$3,130.21	\$9,988.88	\$618.37	\$76,483.46
Long, Amanda Danielle	Teacher - General Science	\$72,583.00	0.00	14.00	\$0.00	\$0.00	\$3,593.40	\$10,236.97	\$424.18	\$86,837.55
Long, Jennifer Ann	Social Worker	\$78,279.00	0.00	14.00	\$0.00	\$0.00	\$3,979.44	\$10,185.69	\$1,804.14	\$94,248.27
Long, Stephanie	Teacher - Early Childhd (Self Cont ECE)	\$99,705.72	0.00	16.00	\$0.00	\$0.00	\$4,964.94	\$10,608.54	\$1,225.04	\$116,504.24
Lovell, Heidi Ann	Teacher - Grade Kindergarten	\$52,377.00	0.00	12.00	\$0.00	\$0.00	\$2,832.29	\$9,968.59	\$2,001.85	\$67,179.73
Lubala, Regina Renee	Teacher - Grade 1	\$46,820.00	0.00	12.00	\$0.00	\$0.00	\$2,290.05	\$9,840.66	\$0.00	\$58,950.71
Luchtefeld, Mishel Nikole	Teacher - Grade 3	\$67,214.00	0.00	14.00	\$0.00	\$0.00	\$3,308.04	\$10,034.48	\$0.00	\$80,556.52
Luering, Elizabeth A	Teacher - Grade 4	\$100,874.90	0.00	16.00	\$0.00	\$0.00	\$4,964.57	\$10,560.86	\$1,401.80	\$117,802.13
Lueschen, Heather Lynn	Teacher - LBS1 - Special Education	\$53,525.00	0.00	14.00	\$0.00	\$0.00	\$3,256.81	\$10,098.49	\$10,951.00	\$77,831.30
Luginbuhl, Benjamin	Teacher - Vocal Music	\$95,165.00	0.00	16.00	\$0.00	\$0.00	\$5,178.12	\$10,466.87	\$10,058.38	\$120,868.37
Lynch, Jessica Ann	Teacher - Grade 6 - Math/Language Arts	\$67,214.00	0.00	14.00	\$0.00	\$0.00	\$3,839.56	\$10,228.26	\$5,204.05	\$86,485.87
Lynch, Kimberly M	Teacher - Grade 5	\$54,509.00	0.00	12.00	\$0.00	\$0.00	\$2,721.36	\$9,933.38	\$1,138.39	\$68,302.13
Maas, Megan Dawn	Teacher - Grade 4	\$78,156.00	0.00	16.00	\$0.00	\$0.00	\$3,960.62	\$10,329.10	\$1,040.49	\$93,486.21
Mables, Christina	Principal	\$94,000.00	0.00	14.00	\$0.00	\$0.00	\$12,278.89	\$14,137.63	\$11,264.44	\$131,680.96
Mace, Michael A	Teacher - LBS1 - Special Education	\$41,820.00	0.00	12.00	\$0.00	\$0.00	\$2,312.69	\$9,877.32	\$6,272.02	\$60,282.03
Mackinson, John E	Teacher - Orientation to Ind Tech	\$95,165.00	0.00	14.00	\$0.00	\$0.00	\$5,083.23	\$10,545.29	\$8,224.73	\$119,018.25
Mackinson, Kimberly S	Special Services & Vocational Center Coordinator	\$91,048.70	0.00	14.00	\$0.00	\$0.00	\$10,886.32	\$14,063.66	\$2,000.00	\$117,998.68
Mackinson, Nicole A	Teacher - English	\$95,165.00	0.00	14.00	\$0.00	\$0.00	\$5,027.05	\$10,588.23	\$6,969.10	\$117,749.38
Maggio, Skylar A	Teacher - Grade 3	\$41,820.00	0.00	12.00	\$0.00	\$0.00	\$2,133.59	\$9,793.46	\$481.79	\$54,228.84
Mahoney, Melissa	Teacher - Early Childhd (Self Cont ECE)	\$44,468.00	0.00	12.00	\$0.00	\$0.00	\$2,709.15	\$9,628.60	\$3,650.56	\$60,456.31
Main, Ellen M	Teacher - LBS1 - Special Education	\$99,705.72	0.00	16.00	\$0.00	\$0.00	\$4,978.05	\$10,553.98	\$1,499.12	\$116,736.87
Manahan, Kacie	Teacher - Grade 2	\$51,025.00	0.00	12.00	\$0.00	\$0.00	\$2,643.27	\$9,932.52	\$869.13	\$64,469.92
Mandros, Staci L	Teacher - LBS1 - Special Education	\$84,304.00	0.00	14.00	\$0.00	\$0.00	\$4,592.59	\$10,416.44	\$2,842.00	\$102,155.03
Mann, Marcus Chamar	Teacher - Physical Education	\$74,140.00	0.00	14.00	\$0.00	\$0.00	\$3,767.09	\$10,290.23	\$2,397.85	\$90,595.17
Mann, Sylvie	Teacher - Grade 2	\$48,607.00	0.00	12.00	\$0.00	\$0.00	\$2,438.43	\$9,874.29	\$295.12	\$61,214.84
Mannepilli, Rajani	Teacher - English as Second Lang	\$36,169.40	0.00	12.00	\$0.00	\$0.00	\$1,488.43	\$9,319.52	\$63.53	\$47,040.88
Marcopulos, Grace M	Teacher - Grade 6 - Science	\$41,820.00	0.00	12.00	\$0.00	\$0.00	\$2,235.72	\$9,704.71	\$3,547.03	\$57,307.46
Marcum, Nancy S	Nurse	\$98,388.11	0.00	16.00	\$0.00	\$0.00	\$5,342.34	\$10,594.96	\$10,147.46	\$124,472.87
Marsaglia, Shelley Quinn	Teacher - Grade 3	\$54,714.00	0.00	12.00	\$0.00	\$0.00	\$2,693.89	\$9,957.73	\$18.44	\$67,384.06
Martin Bixby, Lynnette	Teacher - Grade 5	\$107,761.94	0.00	16.00	\$0.00	\$0.00	\$5,303.64	\$10,506.61	\$0.00	\$123,572.19
Martin Boyd, Kimberly N	Principal	\$105,255.00	15.00	20.00	\$0.00	\$0.00	\$12,655.41	\$14,156.26	\$3,500.00	\$135,566.67
Martin, Taylor	Teacher - Grade 4	\$41,820.00	0.00	12.00	\$0.00	\$0.00	\$2,091.87	\$9,757.88	\$216.96	\$53,886.71
Marvel, Mollie	Teacher - Grade 2	\$47,746.00	0.00	12.00	\$0.00	\$0.00	\$2,475.46	\$9,857.43	\$844.09	\$60,922.98

193

2024-205 Certified Administrator and Teacher Salary and Benefits Report

McLean County USD 5

Name	Position Description	Base Salary	Vacation Days	Sick Days	Bonuses	Annuities	Retirement Enhancements	Other Benefits	Other Compensation	Total Compensation
Marvin, Ellie M	Teacher - English	\$82,173.00	0.00	16.00	\$0.00	\$0.00	\$4,162.32	\$10,381.46	\$2,397.85	\$99,114.63
Marzec, Amber E	Teacher - General Math	\$41,820.00	0.00	12.00	\$0.00	\$0.00	\$2,116.32	\$9,799.94	\$1,176.69	\$54,912.95
Masla, Katherine Louise	Teacher - Grade Kindergarten	\$78,279.00	0.00	16.00	\$0.00	\$0.00	\$3,874.86	\$10,307.54	\$448.77	\$92,910.17
Mason, Kristen S	Teacher - Grade 1	\$44,058.00	0.00	12.00	\$0.00	\$0.00	\$2,217.25	\$9,823.96	\$350.46	\$56,449.67
Matthews, Cullen Douglas	Teacher - Orientation to Business	\$72,132.00	0.00	14.00	\$0.00	\$0.00	\$3,746.56	\$10,282.54	\$4,012.01	\$90,173.11
Matthews, Katie Sue	Teacher - LBS1 - Special Education	\$72,583.00	0.00	14.00	\$0.00	\$0.00	\$3,828.14	\$10,148.94	\$2,514.86	\$89,074.94
Mattson, Rachel	Teacher - Speech/Language Pathologist	\$63,853.00	0.00	12.00	\$0.00	\$0.00	\$6,170.74	\$9,958.91	\$2,842.76	\$82,825.41
Maubach, Kari Rene	Teacher - LBS1 - Special Education	\$47,724.55	0.00	12.00	\$0.00	\$0.00	\$2,545.52	\$9,877.38	\$1,386.79	\$61,534.24
May, Diane Kay	Teacher - LBS1 - Special Education	\$69,222.00	0.00	14.00	\$0.00	\$0.00	\$3,489.29	\$10,200.31	\$1,088.84	\$84,000.44
Maynerich, Sara Ann	Teacher - Orientation to Business	\$68,894.00	0.00	12.00	\$0.00	\$0.00	\$3,234.25	\$10,131.06	\$2,753.48	\$85,012.79
Mc Cully, Julie Kay	Teacher - Grade 1	\$55,082.00	0.00	12.00	\$0.00	\$0.00	\$2,741.03	\$9,968.74	\$396.55	\$68,188.32
Mc Henry, Kimberly Ann	Teacher - Art	\$56,558.00	0.00	12.00	\$0.00	\$0.00	\$3,009.51	\$10,036.19	\$4,453.11	\$74,056.81
Mc Leod, Emily J	Teacher - LBS1 - Special Education	\$82,173.00	0.00	16.00	\$0.00	\$0.00	\$4,808.78	\$10,361.04	\$7,514.39	\$104,857.21
Mc Mahill, Kara Ann	Teacher - LBS1 - Special Education	\$82,173.00	0.00	16.00	\$0.00	\$0.00	\$4,095.69	\$10,313.05	\$803.53	\$97,385.27
Mc Morris, David G	Teacher - Grade 7 - Social Studies/Langu	\$99,705.72	0.00	16.00	\$0.00	\$0.00	\$4,979.01	\$10,764.59	\$1,458.21	\$116,907.53
McCaw, Joellee Lea	Nurse	\$68,279.00	0.00	14.00	\$0.00	\$0.00	\$3,441.82	\$10,031.42	\$1,659.58	\$83,411.82
McClure, Courtney	Associate Principal	\$99,932.00	15.00	16.00	\$0.00	\$3,600.00	\$12,843.97	\$10,676.87	\$10,500.00	\$137,552.84
McClure, Kristin	Teacher - Speech/Language Pathologist	\$82,296.00	0.00	12.00	\$0.00	\$0.00	\$4,399.94	\$10,390.19	\$3,343.93	\$100,430.06
McCubbins, Hana L	Teacher - Early Childhd (Self Cont ECE)	\$70,738.00	0.00	12.00	\$0.00	\$0.00	\$3,774.73	\$10,195.20	\$2,808.62	\$87,516.55
McDonald, Kerry M	Teacher - General Math	\$41,820.00	0.00	12.00	\$0.00	\$0.00	\$2,116.91	\$9,802.88	\$1,133.34	\$54,873.13
McFayden, Adrienne	Teacher - MS Literacy/MTSS Inventionist	\$66,435.00	0.00	12.00	\$0.00	\$0.00	\$2,488.50	\$9,888.71	\$885.26	\$79,697.47
McKee, Kathrine A	Teacher - LBS1 - Special Education	\$62,746.00	0.00	12.00	\$0.00	\$0.00	\$3,262.26	\$10,099.77	\$2,485.14	\$78,593.17
McWhorter, Tyler Wayne	Teacher - English	\$80,288.00	0.00	14.00	\$0.00	\$0.00	\$4,662.57	\$10,539.47	\$14,361.59	\$109,851.63
Medina, Jessica Christine	Teacher - Grade 1	\$53,484.00	0.00	12.00	\$0.00	\$0.00	\$2,658.18	\$9,963.25	\$523.84	\$66,629.27
Mehalek, Joseph	Teacher - Vocal Music	\$43,033.00	0.00	12.00	\$0.00	\$0.00	\$2,118.00	\$9,789.21	\$0.00	\$54,940.21
Meiss, Tanner J	Teacher - English as Second Lang	\$46,312.00	0.00	12.00	\$0.00	\$0.00	\$2,329.16	\$9,852.35	\$1,069.64	\$59,563.15
Mellen, Jack	Teacher - MS Choir/5th Grade Instrumental Music	\$43,033.00	0.00	12.00	\$0.00	\$0.00	\$2,202.90	\$9,814.23	\$1,725.00	\$56,775.13
Mennenga, Hayley Jo	Teacher - Grade 2	\$82,296.00	0.00	14.00	\$0.00	\$0.00	\$4,227.73	\$10,384.30	\$2,205.79	\$99,113.82
Mercado, Megan	Teacher - Orientation to FACS	\$49,959.00	0.00	12.00	\$0.00	\$0.00	\$2,482.38	\$9,896.62	\$479.57	\$62,817.57
Mercer, Karen Jane	Teacher - LBS1 - Special Education	\$69,493.75	0.00	14.00	\$0.00	\$0.00	\$3,884.86	\$10,238.85	\$9,517.78	\$93,135.24
Meredith, Corey Grace	Teacher - Orientation to FACS	\$76,271.00	0.00	14.00	\$0.00	\$0.00	\$3,964.46	\$10,346.34	\$4,278.63	\$94,860.43
Meszar, Jillian D	Teacher - Instrumental Music	\$46,271.00	0.00	12.00	\$0.00	\$0.00	\$2,511.60	\$10,086.90	\$6,786.57	\$65,656.07
Meyer, Christine	Teacher - Speech/Language Pathologist	\$74,427.00	0.00	12.00	\$0.00	\$0.00	\$3,746.86	\$10,150.91	\$1,698.88	\$90,023.65
Mier, Angela M	Teacher - Speech/Language Pathologist	\$84,304.00	0.00	14.00	\$0.00	\$0.00	\$4,337.75	\$10,435.16	\$3,102.72	\$102,179.63
Miles, Lucas Gregory	Teacher - Grade 3	\$76,271.00	0.00	14.00	\$0.00	\$0.00	\$3,754.57	\$10,271.87	\$18.44	\$90,315.88
Miller, Andrew M	Teacher - Grade 7 - Science/Language Art	\$58,771.00	0.00	14.00	\$0.00	\$0.00	\$3,143.83	\$10,091.55	\$5,102.56	\$77,108.94
Miller, Ashley M	Teacher - Grade 5	\$58,771.00	0.00	12.00	\$0.00	\$0.00	\$3,022.23	\$9,961.22	\$2,684.44	\$74,438.89
Miller, Emily S	Teacher - Grade 3	\$59,386.00	0.00	12.00	\$0.00	\$0.00	\$2,924.86	\$10,019.55	\$40.57	\$72,370.98
Miller, Hanna E	Teacher - LBS1 - Special Education	\$43,033.00	0.00	12.00	\$0.00	\$0.00	\$2,866.54	\$10,026.23	\$15,466.45	\$71,392.22
Miller, James D	Teacher - Physical Education	\$41,820.00	0.00	12.00	\$0.00	\$0.00	\$2,217.54	\$9,833.29	\$3,233.66	\$57,104.49
Miller, Mary Jennifer	Teacher - LBS1 - Special Education	\$60,123.00	0.00	12.00	\$0.00	\$0.00	\$3,347.79	\$10,032.42	\$2,840.53	\$76,343.74
Minor, Michelle	Teacher - Grade 4	\$95,165.00	0.00	16.00	\$0.00	\$0.00	\$4,713.31	\$10,538.80	\$600.00	\$111,017.11
Mitchell, Kristina Renee	Teacher - Grade Kindergarten	\$48,771.00	0.00	12.00	\$0.00	\$0.00	\$2,449.07	\$9,877.49	\$350.46	\$61,448.02
Modglin, Margaret Kathleen	Teacher - Speech/Language Pathologist	\$99,705.72	0.00	16.00	\$0.00	\$0.00	\$5,618.71	\$10,802.71	\$14,898.52	\$131,025.66
Modro, Avery	Teacher - Grade Kindergarten	\$44,058.00	0.00	12.00	\$0.00	\$0.00	\$2,194.16	\$9,821.97	\$458.21	\$56,532.34
Molenhour, Jamale Alicia	Teacher - Grade Kindergarten	\$61,066.00	0.00	12.00	\$0.00	\$0.00	\$3,182.75	\$9,997.50	\$3,605.09	\$77,851.34
Monaxios, Mary M	Teacher - Grade 4	\$52,992.00	0.00	12.00	\$0.00	\$0.00	\$2,669.61	\$9,943.08	\$651.15	\$66,255.84
Monson, Wonder A	Teacher - Orientation to Business	\$45,082.00	0.00	12.00	\$0.00	\$0.00	\$2,275.77	\$9,779.50	\$1,155.86	\$58,293.13
Montes, Victoria M	Teacher - LBS1 - Special Education	\$19,980.67	0.00	12.00	\$0.00	\$0.00	\$1,398.83	\$6,161.84	\$9,284.54	\$36,825.88
Monti, Kathryn E	Teacher - LBS1 - Special Education	\$41,820.00	0.00	12.00	\$0.00	\$0.00	\$2,175.69	\$9,799.03	\$868.39	\$54,663.11
Moore, Jaime M	Teacher - Speech/Language Pathologist	\$88,525.00	0.00	16.00	\$0.00	\$0.00	\$4,430.86	\$10,486.34	\$1,500.00	\$104,942.20
Mora, Christina L	Teacher - Grade 4	\$61,066.00	0.00	12.00	\$0.00	\$0.00	\$3,005.42	\$10,065.77	\$0.00	\$74,137.19
Morgan, Ryan N	Teacher - English	\$56,025.00	0.00	12.00	\$0.00	\$0.00	\$2,910.90	\$9,983.16	\$3,118.72	\$72,037.78
Morgan, Suzanne Marie	Teacher - Grade 1	\$82,173.00	0.00	16.00	\$0.00	\$0.00	\$4,434.23	\$10,284.98	\$408.85	\$97,301.06
Morris, Kristina S	Teacher - Middle School MTSS Interventionist	\$68,279.00	0.00	12.00	\$0.00	\$0.00	\$3,433.86	\$10,192.02	\$1,490.47	\$83,395.35
Mosby, Sarah J	Teacher - Grade 2	\$59,386.00	0.00	12.00	\$0.00	\$0.00	\$2,970.25	\$10,030.87	\$303.61	\$72,690.73
Mosher, Sandra	Teacher - Grade 5	\$46,271.00	0.00	12.00	\$0.00	\$0.00	\$2,322.45	\$9,848.37	\$432.02	\$58,873.84
Mosier, Megan A	Teacher - Speech/Language Pathologist	\$53,525.00	0.00	12.00	\$0.00	\$0.00	\$2,964.87	\$9,980.44	\$3,344.57	\$69,814.88
Moya Soto, Diana S	Teacher - Spanish	\$46,820.00	0.00	12.00	\$0.00	\$0.00	\$2,490.24	\$9,910.77	\$3,715.64	\$62,936.65
Mroz, Jennifer M	Teacher - IMC Media Specialist	\$60,820.00	0.00	14.00	\$0.00	\$0.00	\$3,043.09	\$9,836.72	\$1,013.67	\$74,713.48
Mueller, Hannah N	Teacher - LBS1 - Special Education	\$45,082.00	0.00	12.00	\$0.00	\$0.00	\$2,618.46	\$9,940.69	\$8,079.07	\$65,720.22
Mueller, Kelsey Rae	Teacher - Physical Ed/Driver Ed/Health	\$72,583.00	0.00	14.00	\$0.00	\$0.00	\$4,261.00	\$10,235.43	\$14,109.94	\$101,189.37

194

2024-205 Certified Administrator and Teacher Salary and Benefits Report

McLean County USD 5

Name	Position Description	Base Salary	Vacation Days	Sick Days	Bonuses	Annuities	Retirement Enhancements	Other Benefits	Other Compensation	Total Compensation
Muganzi, Kendra L	Teacher - English as Second Lang	\$66,435.00	0.00	12.00	\$0.00	\$0.00	\$3,436.81	\$10,108.01	\$1,098.03	\$81,077.85
Muirhead, Shanice	Teacher - Early Childhd (Self Cont ECE)	\$45,492.00	0.00	12.00	\$0.00	\$0.00	\$2,242.82	\$9,825.76	\$413.67	\$57,974.25
Murphy, Jessica	Nurse	\$67,214.00	0.00	12.00	\$0.00	\$0.00	\$3,747.96	\$10,209.43	\$3,837.96	\$85,009.35
Murray, Kelly M	Teacher - Grade 1	\$89,632.00	0.00	16.00	\$0.00	\$0.00	\$4,526.19	\$10,466.66	\$1,273.17	\$105,898.02
Murrin, Daniel Patrick	Teacher - Physical Education	\$80,288.00	0.00	14.00	\$0.00	\$0.00	\$4,088.42	\$10,223.09	\$2,779.00	\$97,378.51
Murrin, Malea Masley	Teacher - Physical Ed/Driver Ed	\$95,165.00	0.00	16.00	\$0.00	\$0.00	\$5,242.34	\$10,728.26	\$11,538.74	\$122,674.34
Musselman, Tayler Marie	Teacher - LBS1 - Special Education	\$59,386.00	0.00	12.00	\$0.00	\$0.00	\$3,779.28	\$10,158.97	\$8,257.37	\$81,581.62
Musslewhite, Kylie E	Teacher - LBS1 - Special Education	\$51,476.00	0.00	12.00	\$0.00	\$0.00	\$3,202.05	\$9,983.31	\$5,274.92	\$69,936.28
Mustard, Kellee Ann	Nurse	\$76,148.00	0.00	12.00	\$0.00	\$0.00	\$4,009.23	\$10,216.19	\$2,530.18	\$92,903.60
Myers, Gabriel Aaron	Teacher - Vocal Music	\$88,525.00	0.00	16.00	\$0.00	\$0.00	\$4,379.10	\$10,230.96	\$451.00	\$103,586.06
Myers, Kati	Social Worker	\$61,435.00	0.00	12.00	\$0.00	\$0.00	\$3,076.15	\$10,079.83	\$747.56	\$75,338.54
Neiburger, Levi H	Teacher - General Math	\$46,517.00	0.00	12.00	\$0.00	\$0.00	\$2,536.15	\$9,927.57	\$5,657.78	\$64,638.50
Nelson, Margaret Rose	Teacher - Grade 3	\$80,206.00	0.00	16.00	\$0.00	\$0.00	\$3,947.55	\$10,328.97	\$0.00	\$94,482.52
Nemtusiak, Melanie	Teacher - LBS1 - Special Education	\$56,558.00	0.00	12.00	\$0.00	\$0.00	\$2,799.85	\$9,974.93	\$332.00	\$69,664.78
Neuhouser, Tammy L	Teacher - LBS1 - Special Education	\$75,594.98	0.00	14.00	\$0.00	\$0.00	\$3,720.54	\$10,277.01	\$0.00	\$89,592.53
Neumann, Kara C	Teacher - LBS1 - Special Education	\$45,082.00	0.00	12.00	\$0.00	\$0.00	\$4,634.13	\$9,841.74	\$1,091.33	\$60,649.20
Newton, Carlie A	Guidance Counselor	\$66,845.00	0.00	12.00	\$0.00	\$0.00	\$3,417.74	\$10,167.62	\$2,599.52	\$83,029.88
Newton, Jordan B	Teacher - LBS1 - Special Education	\$82,296.00	0.00	14.00	\$0.00	\$0.00	\$4,717.72	\$10,444.10	\$13,553.81	\$111,011.63
Newton, Laura	Teacher - Grade 4	\$43,033.00	0.00	12.00	\$0.00	\$0.00	\$2,212.90	\$9,812.31	\$1,593.53	\$56,651.74
Nicasio, Mariana	Principal	\$107,357.00	15.00	16.00	\$0.00	\$3,600.00	\$12,835.89	\$11,652.47	\$3,000.00	\$138,445.36
Niekamp, Tracy	Teacher - Adaptive PE	\$59,803.20	0.00	12.00	\$0.00	\$0.00	\$3,316.41	\$10,221.33	\$6,895.50	\$80,236.44
Nord, Allison K	Special Education Intervention Coach	\$68,279.00	0.00	12.00	\$0.00	\$0.00	\$3,534.83	\$10,187.11	\$1,161.63	\$83,162.57
Nordman, Nicole	Teacher - English as Second Lang	\$27,880.00	0.00	12.00	\$0.00	\$0.00	\$1,427.64	\$10,118.59	\$11,509.51	\$50,935.74
Norris, Kelsie P	Teacher - Grade 3	\$41,820.00	0.00	12.00	\$0.00	\$0.00	\$2,060.07	\$9,772.14	\$36.89	\$53,689.10
Norris, Nina Yoana	Teacher - Grade 3 - Bilingual-Spanish	\$51,107.00	0.00	12.00	\$0.00	\$0.00	\$9,921.48	\$9,921.48	\$167.49	\$63,733.18
Norton, Andrea Nicole	Teacher - IMC Media Specialist	\$66,640.00	0.00	14.00	\$0.00	\$0.00	\$3,454.93	\$10,143.69	\$1,980.80	\$82,219.42
Nourie, Cindy Lynn	Teacher - Grade 3	\$90,575.00	0.00	16.00	\$0.00	\$0.00	\$4,530.37	\$10,492.33	\$876.61	\$106,474.31
Nourie, Jason E	Teacher - Instructional Coach - Technology	\$90,575.00	0.00	16.00	\$0.00	\$0.00	\$4,513.16	\$10,314.13	\$892.14	\$106,294.43
Nourie, Julie A	Teacher - Grade 8 - Language Arts	\$88,525.00	0.00	16.00	\$0.00	\$0.00	\$4,358.80	\$10,435.07	\$36.89	\$103,355.76
Novotney, Megan E	Teacher - Grade 7 - Social Studies	\$95,165.00	0.00	16.00	\$0.00	\$0.00	\$4,770.42	\$10,585.16	\$1,758.23	\$112,278.81
Nutter, Christina Lynn	Teacher - English as Second Lang	\$70,124.00	0.00	12.00	\$0.00	\$0.00	\$3,742.83	\$10,268.02	\$5,924.22	\$90,059.07
O'Brien, Jennifer Anne	Nurse	\$59,304.00	0.00	14.00	\$0.00	\$0.00	\$2,914.73	\$9,709.45	\$0.00	\$71,928.18
O'Brien, Lindsay A	Psychologist	\$77,710.65	0.00	12.00	\$0.00	\$0.00	\$3,966.61	\$10,262.84	\$4,730.27	\$96,670.37
O'Day, Amber Ann	Teacher - Instructional Coach - Technology	\$98,215.36	0.00	14.00	\$0.00	\$0.00	\$4,834.01	\$10,694.63	\$7,053.44	\$120,797.44
O'Dea, Colleen M	Teacher - English as Second Lang	\$109,885.09	0.00	16.00	\$0.00	\$0.00	\$5,408.27	\$10,765.38	\$0.00	\$126,058.74
Odehnal, Riley E	Teacher - Band	\$41,820.00	0.00	12.00	\$0.00	\$0.00	\$2,189.35	\$9,824.99	\$2,659.79	\$56,494.13
ODell, Dawn M	Teacher - Physical Education	\$95,165.00	0.00	16.00	\$0.00	\$0.00	\$4,927.36	\$10,609.37	\$4,303.58	\$115,005.31
Ogdon, Tricia L	Teacher - Band	\$78,279.00	0.00	14.00	\$0.00	\$0.00	\$3,968.74	\$10,160.62	\$2,513.51	\$94,921.87
O'Grady, Erin A	Principal	\$90,000.00	0.00	14.00	\$0.00	\$0.00	\$12,634.36	\$14,112.86	\$10,500.00	\$127,247.22
Oliver, Jamie Von	Teacher - Physical Education	\$36,492.00	0.00	16.00	\$0.00	\$0.00	\$1,862.35	\$5,136.88	\$1,351.56	\$44,842.79
Olsen, Cora R	Teacher - Grade 3	\$95,165.00	0.00	16.00	\$0.00	\$0.00	\$4,798.68	\$10,580.18	\$1,314.21	\$111,858.07
Olson, Erin P	Teacher - LBS1 - Special Education	\$88,525.00	0.00	14.00	\$0.00	\$0.00	\$4,220.81	\$10,409.67	\$410.00	\$103,565.48
Olson, Katherine Irene	Teacher - Art	\$90,575.00	0.00	14.00	\$0.00	\$0.00	\$4,686.06	\$10,441.86	\$4,635.23	\$110,338.15
Olson, Rachel M	Teacher - Early Childhd (Self Cont ECE)	\$43,033.00	0.00	12.00	\$0.00	\$0.00	\$2,118.00	\$9,794.09	\$0.00	\$54,945.09
O'Malley Chaon, Alicia	Teacher - Adaptive PE	\$55,841.81	0.00	12.00	\$0.00	\$0.00	\$3,685.30	\$10,254.40	\$1,019.86	\$70,801.37
Orr, Carla J	Teacher - Speech/Language Pathologist	\$105,430.76	0.00	16.00	\$0.00	\$0.00	\$5,188.94	\$10,682.69	\$0.00	\$121,302.39
Ortiz, Brianna Nicole	Teacher - LBS1 - Special Education	\$61,066.00	0.00	12.00	\$0.00	\$0.00	\$3,094.09	\$10,090.39	\$1,853.50	\$76,103.98
Ostling, Corey Matthew	Certified College/Career Counselor	\$74,427.00	0.00	14.00	\$0.00	\$0.00	\$4,657.58	\$10,541.12	\$20,422.84	\$110,048.54
Oswalt, LaLanya V	Teacher - LBS1 - Special Education	\$52,992.00	0.00	12.00	\$0.00	\$0.00	\$2,680.77	\$9,960.54	\$1,301.82	\$66,935.13
Owens, Megan A	Teacher - Grade 6 - Math	\$80,288.00	0.00	14.00	\$0.00	\$0.00	\$4,133.95	\$10,264.43	\$3,702.03	\$98,388.41
Owsley, Clark A	Teacher - General Math	\$61,066.00	0.00	12.00	\$0.00	\$0.00	\$3,096.22	\$10,075.58	\$1,844.50	\$76,082.30
Oxarart, Aimee	Assistant Principal	\$82,000.00	0.00	14.00	\$0.00	\$0.00	\$9,807.91	\$13,613.41	\$2,500.00	\$107,921.32
Pabst, Rebecca J	Teacher - Grade 8 - Language Arts	\$89,632.00	0.00	16.00	\$0.00	\$0.00	\$4,759.44	\$10,540.03	\$4,553.07	\$109,484.54
Pacey, Patricia Arlene	Teacher - Grade 5	\$64,796.00	0.00	12.00	\$0.00	\$0.00	\$3,240.55	\$9,996.54	\$330.22	\$78,363.31
Painter, Leah B	Teacher - Grade 1	\$45,287.00	0.00	12.00	\$0.00	\$0.00	\$2,436.26	\$9,843.80	\$1,512.19	\$59,079.25
Palma, Janine M	Teacher - LBS1 - Special Education	\$93,730.00	0.00	16.00	\$0.00	\$0.00	\$4,702.22	\$10,554.95	\$1,807.61	\$110,794.78
Palmer, Elisa L	Principal	\$105,255.00	15.00	14.00	\$0.00	\$0.00	\$12,655.75	\$14,274.50	\$3,000.00	\$135,185.25
Panetta, Shannon	Principal	\$86,000.00	0.00	14.00	\$0.00	\$0.00	\$9,387.17	\$11,298.95	\$564.38	\$107,250.50
Panizo, Stacey L	Teacher - Speech/Language Pathologist	\$107,761.92	0.00	16.00	\$0.00	\$0.00	\$5,391.70	\$10,765.01	\$1,786.52	\$125,705.15
Panizzi, Michelle	Teacher - General Math	\$56,025.00	0.00	12.00	\$0.00	\$0.00	\$2,850.23	\$10,001.75	\$643.46	\$69,520.44
Pantaleone, Meaghan E	Teacher - Grade 3	\$70,124.00	0.00	14.00	\$0.00	\$0.00	\$3,509.69	\$10,193.15	\$747.49	\$84,574.33
Papoccia, Brett Michael	JH Athletic Director	\$85,000.00	15.00	18.00	\$0.00	\$0.00	\$10,261.19	\$13,932.58	\$2,500.00	\$111,693.77

195

2024-205 Certified Administrator and Teacher Salary and Benefits Report

McLean County USD 5

Name	Position Description	Base Salary	Vacation Days	Sick Days	Bonuses	Annuities	Retirement Enhancements	Other Benefits	Other Compensation	Total Compensation
Parsons, Taylor M	Teacher - Grade 4	\$48,607.00	0.00	12.00	\$0.00	\$0.00	\$2,392.29	\$9,870.01	\$0.00	\$60,869.30
Patnode, Ryleigh	Teacher - Grade 5	\$41,820.00	0.00	12.00	\$0.00	\$0.00	\$2,088.20	\$9,763.26	\$489.26	\$54,160.72
Paulson, Patricia L	Teacher - Grade 4	\$74,222.00	0.00	12.00	\$0.00	\$0.00	\$3,667.44	\$10,244.14	\$291.00	\$88,424.58
Pavlou, Alexis J	Teacher - LBS1 - Special Education	\$4,405.80	0.00	12.00	\$0.00	\$0.00	\$218.42	\$1,595.43	\$36.89	\$6,256.54
Payne, Mark B	Teacher - Physical Education	\$74,181.00	0.00	12.00	\$0.00	\$0.00	\$3,872.67	\$10,321.77	\$4,508.00	\$92,883.44
Peebles, Gwen E	Teacher - Vocal Music	\$40,842.09	0.00	14.00	\$0.00	\$0.00	\$2,107.81	\$10,229.80	\$771.60	\$53,951.30
Peebles, Meredith R	Teacher - Speech/Language Pathologist	\$49,304.00	0.00	12.00	\$0.00	\$0.00	\$2,945.82	\$9,928.29	\$3,322.14	\$65,500.25
Pendleton, Tara D	Teacher - Orientation to Business	\$95,165.00	0.00	14.00	\$0.00	\$0.00	\$4,844.36	\$10,462.85	\$3,267.04	\$113,739.25
Pennington, Kristine D	Early Learning Administrator	\$102,000.00	15.00	20.00	\$0.00	\$4,800.00	\$12,170.20	\$11,523.45	\$1,250.00	\$131,743.65
Peoples, Teresa Ann	Teacher - Grade 8 - Language Arts	\$88,525.00	0.00	16.00	\$0.00	\$0.00	\$4,825.42	\$10,562.97	\$4,259.28	\$108,172.67
Perez, Christy Renee	Teacher - General Math	\$70,328.00	0.00	14.00	\$0.00	\$0.00	\$3,371.96	\$10,101.16	\$332.01	\$84,133.13
Perkins, Suzanne Marie	Teacher - LBS1 - Special Education	\$69,666.10	0.00	16.00	\$0.00	\$0.00	\$3,652.87	\$10,250.74	\$4,549.68	\$88,119.39
Peters, Austin Charles	Teacher - Physical Education	\$48,607.00	0.00	12.00	\$0.00	\$0.00	\$2,486.73	\$9,772.28	\$1,918.40	\$62,784.41
Peters, Ferah	Assistant Principal	\$75,000.00	0.00	14.00	\$0.00	\$2,400.00	\$10,036.10	\$11,359.24	\$10,465.99	\$109,261.33
Peters, Jenna	Teacher - LBS1 - Special Education	\$46,820.00	0.00	12.00	\$0.00	\$0.00	\$2,350.20	\$9,871.24	\$848.47	\$59,889.91
Peters, Scott D	Principal	\$115,998.89	0.00	18.00	\$0.00	\$0.00	\$13,295.76	\$10,755.92	\$1,590.00	\$141,640.57
Petersen, Glen R	Teacher - Social Science	\$69,222.00	0.00	16.00	\$0.00	\$0.00	\$3,374.76	\$10,175.45	\$2,314.61	\$85,086.82
Petersen, Jamith L G	Social Worker	\$88,525.00	0.00	16.00	\$0.00	\$0.00	\$4,832.78	\$10,478.64	\$5,018.32	\$108,854.74
Peterson, Jennifer K	Teacher - LBS1 - Special Education	\$61,066.00	0.00	12.00	\$0.00	\$0.00	\$3,448.52	\$10,143.44	\$5,508.64	\$80,166.60
Peterson, Kailey A	Teacher - Art	\$74,427.00	0.00	12.00	\$0.00	\$0.00	\$3,842.79	\$10,290.70	\$3,168.54	\$91,729.03
Peterson, Sarah Jean	Psychologist	\$95,165.00	0.00	16.00	\$0.00	\$0.00	\$4,791.32	\$10,978.31	\$2,343.90	\$113,278.53
Petree, Alyssa K	Teacher - Grade 7 - Science/Language Art	\$41,820.00	0.00	12.00	\$0.00	\$0.00	\$2,095.57	\$9,791.89	\$516.46	\$54,223.92
Petry, Anna Rose	Teacher - Grade Kindergarten	\$46,271.00	0.00	12.00	\$0.00	\$0.00	\$981.81	\$9,454.47	\$350.46	\$57,057.74
Pett, Rachel E	Teacher - Grade 6 - Language Arts	\$66,435.00	0.00	12.00	\$0.00	\$0.00	\$3,665.31	\$10,092.21	\$3,236.16	\$83,428.68
Peyton, Caitlan Elizabeth	Teacher - Physical Education	\$70,124.00	0.00	14.00	\$0.00	\$0.00	\$3,511.23	\$10,201.30	\$1,217.37	\$85,053.90
Pfleger, Carley Ann	Teacher - Grade 6 - Math	\$62,746.00	0.00	12.00	\$0.00	\$0.00	\$3,171.52	\$10,114.65	\$1,697.50	\$77,729.67
Phillips, David J	Teacher - Grade 8 - Math/Language Arts	\$61,476.00	0.00	14.00	\$0.00	\$0.00	\$3,047.56	\$9,837.92	\$446.89	\$74,808.37
Piepenbrink, Brady S	Teacher - Orientation to Business	\$57,419.00	0.00	14.00	\$0.00	\$0.00	\$2,877.95	\$9,919.37	\$938.42	\$71,154.74
Piepenbrink, Chelsea	Teacher - Grade 2	\$53,730.00	0.00	12.00	\$0.00	\$0.00	\$2,743.33	\$9,947.49	\$1,005.72	\$67,426.54
Pilchard, Melissa	Teacher - LBS1 - Special Education	\$48,820.00	0.00	12.00	\$0.00	\$0.00	\$2,467.24	\$9,894.56	\$817.63	\$61,999.43
Pirtle, Grace	Teacher - Early Childhd (Self Cont ECE)	\$46,271.00	0.00	12.00	\$0.00	\$0.00	\$2,312.19	\$9,839.38	\$221.34	\$58,643.91
Plattner, Heather Paullin	Teacher - Specialized Voc Education	\$80,206.00	0.00	14.00	\$0.00	\$0.00	\$4,418.36	\$10,482.94	\$10,594.33	\$105,701.63
Polley, Melissa Joan	Teacher - Grade Kindergarten	\$78,156.00	0.00	14.00	\$0.00	\$0.00	\$3,970.54	\$10,324.44	\$1,756.76	\$94,207.74
Pommier, Patrick Scott	Teacher - Physical Education	\$61,066.00	0.00	12.00	\$0.00	\$0.00	\$3,005.42	\$10,063.60	\$0.00	\$74,135.02
Poncin, Jennifer Lynn	Teacher - LBS1 - Special Education	\$44,058.00	0.00	12.00	\$0.00	\$0.00	\$2,973.72	\$9,851.49	\$9,394.81	\$66,278.02
Porter, Jeffrey	Teacher - Grade 7 - Social Studies/Langu	\$86,289.30	0.00	16.00	\$0.00	\$0.00	\$4,246.81	\$10,229.93	\$1,401.94	\$102,167.98
Poulos, Alyssa Breanne	Teacher - Grade 8 - Language Arts	\$54,837.00	0.00	12.00	\$0.00	\$0.00	\$3,008.60	\$10,016.54	\$3,868.12	\$71,730.26
Powell, Andrea N	Nurse	\$68,279.00	0.00	12.00	\$0.00	\$0.00	\$3,427.63	\$10,188.20	\$1,366.12	\$83,260.95
Powell, April P	Social Worker	\$70,738.00	0.00	12.00	\$0.00	\$0.00	\$3,726.07	\$10,236.49	\$2,098.79	\$86,799.35
Powell, Nicole C	Teacher - LBS1 - Special Education	\$76,230.00	0.00	12.00	\$0.00	\$0.00	\$4,550.92	\$10,272.93	\$15,550.37	\$106,604.22
Prada Camargo, Diana M	Teacher - Bilingual-Spanish	\$46,425.28	0.00	12.00	\$0.00	\$0.00	\$1,785.00	\$10,244.23	\$561.24	\$59,015.75
Pratt, Cynthia R	Teacher - LBS1 - Special Education	\$62,992.00	0.00	12.00	\$0.00	\$0.00	\$3,575.90	\$10,222.97	\$9,862.64	\$86,653.51
Pratte, Diana Lynn	Teacher - Speech/Language Pathologist	\$75,686.68	0.00	12.00	\$0.00	\$0.00	\$3,725.10	\$10,280.12	\$0.00	\$89,691.90
Prescott, Ericka J	Teacher - Interventnist/Reading Recovery	\$93,730.00	0.00	14.00	\$0.00	\$0.00	\$14,662.22	\$10,540.33	\$144.64	\$119,077.19
Price, Steven B	Teacher - Physical Ed/Driver Ed	\$99,705.72	0.00	16.00	\$0.00	\$0.00	\$5,538.11	\$10,805.26	\$13,256.19	\$129,305.28
Primo, Abigail Emma	Teacher - General Science	\$60,656.00	0.00	12.00	\$0.00	\$0.00	\$3,204.27	\$10,122.18	\$4,451.48	\$78,433.93
Provin, Kate Amanda	Teacher - LBS1 - Special Education	\$57,878.34	0.00	12.00	\$0.00	\$0.00	\$2,885.46	\$9,826.93	\$750.82	\$71,341.55
Pufahl, Kathleen S	Teacher - General Science	\$53,525.00	0.00	12.00	\$0.00	\$0.00	\$2,643.30	\$9,944.06	\$184.45	\$66,296.81
Pummill, Melissa E	Teacher - LBS1 - Special Education	\$49,836.00	0.00	12.00	\$0.00	\$0.00	\$2,921.20	\$9,813.55	\$9,325.89	\$71,896.64
Quakenbush, Maxine J	Teacher - Health Education	\$108,681.84	0.00	14.00	\$0.00	\$0.00	\$5,484.81	\$10,785.69	\$2,757.20	\$127,709.54
Quattro, Tracy Jean	Teacher - Grade 1	\$46,271.00	0.00	12.00	\$0.00	\$0.00	\$2,306.41	\$9,853.72	\$184.45	\$58,615.58
Quist, Margaret Hope	Teacher - Speech/Language Pathologist	\$58,074.00	0.00	12.00	\$0.00	\$0.00	\$2,871.44	\$9,886.05	\$2,053.15	\$72,884.64
Rackauskas, Jarrod Anthony	Teacher - Chemistry	\$76,148.00	0.00	12.00	\$0.00	\$0.00	\$3,988.01	\$10,206.40	\$4,880.95	\$95,223.36
Radford, Curtis B	Teacher - LBS1 - Special Education	\$46,722.00	0.00	12.00	\$0.00	\$0.00	\$2,352.33	\$9,858.20	\$1,069.81	\$60,002.34
Raney, Christen A	Teacher - Orientation to FACS	\$68,689.00	0.00	12.00	\$0.00	\$0.00	\$3,476.70	\$10,183.00	\$1,770.72	\$84,119.42
Rasch, Kathryn Lee	Teacher - Grade 5	\$68,484.00	0.00	14.00	\$0.00	\$0.00	\$3,413.26	\$10,048.12	\$431.27	\$82,376.65
Ray, Angela	Teacher - IMC Media Specialist	\$95,165.00	0.00	16.00	\$0.00	\$0.00	\$4,855.99	\$10,577.97	\$2,807.78	\$113,406.74
Raycraft, Erica Danielle	Teacher - Grade 2	\$56,435.00	0.00	12.00	\$0.00	\$0.00	\$2,835.42	\$9,904.60	\$530.79	\$69,705.81
Reardon, Kelly J	Teacher - Grade Kindergarten	\$95,165.00	0.00	16.00	\$0.00	\$0.00	\$4,766.50	\$10,218.11	\$1,196.81	\$111,346.42
Reckers, Tricia M	Teacher - Art	\$80,206.00	0.00	14.00	\$0.00	\$0.00	\$3,506.42	\$10,099.97	\$0.00	\$93,812.39
Reeves, Elizabeth D	Teacher - Grade 1	\$43,033.00	0.00	12.00	\$0.00	\$0.00	\$2,170.69	\$9,799.50	\$710.60	\$55,713.79
Reeves, Rebecca J	Teacher - Grade 3	\$95,165.00	0.00	16.00	\$0.00	\$0.00	\$4,683.79	\$10,540.08	\$0.00	\$110,388.87

196

2024-205 Certified Administrator and Teacher Salary and Benefits Report

McLean County USD 5

Name	Position Description	Base Salary	Vacation Days	Sick Days	Bonuses	Annuities	Retirement Enhancements	Other Benefits	Other Compensation	Total Compensation
Reichard, Karen Ann	Nurse	\$64,796.00	0.00	12.00	\$0.00	\$0.00	\$3,236.02	\$10,131.46	\$956.97	\$79,120.45
Reiman, Amy H	Teacher - English	\$72,132.00	0.00	12.00	\$0.00	\$0.00	\$3,607.24	\$10,103.18	\$597.26	\$86,439.68
Renchen, Jennifer Michelle	Teacher - English	\$64,591.00	0.00	12.00	\$0.00	\$0.00	\$3,270.82	\$10,023.42	\$1,863.02	\$79,748.26
Renollet, Mary K	Teacher - Interventnist/Reading Recovery	\$90,575.00	0.00	16.00	\$0.00	\$0.00	\$14,146.75	\$10,361.44	\$0.00	\$115,083.19
Rice, Keith	Teacher - MTSS Coordinator	\$95,165.00	0.00	16.00	\$0.00	\$0.00	\$15,428.28	\$10,686.93	\$10,353.17	\$131,633.38
Rich, Erik Michael	Teacher - Orientation to Ind Tech	\$80,206.00	0.00	14.00	\$0.00	\$0.00	\$4,332.02	\$10,308.10	\$7,813.61	\$102,659.73
Richardson, Marcy Lynn	Teacher - Grade 1	\$88,525.00	0.00	16.00	\$0.00	\$0.00	\$4,389.96	\$10,807.34	\$451.87	\$104,174.17
Ried, Alyssa K	Teacher - Grade 5	\$54,509.00	0.00	12.00	\$0.00	\$0.00	\$2,831.78	\$9,986.44	\$3,480.88	\$70,808.10
Rigali, Michael Christopher	Teacher - Grade 7 - Math	\$76,271.00	0.00	12.00	\$0.00	\$0.00	\$3,887.27	\$10,104.80	\$1,508.37	\$91,771.44
Riley, Sara M	Teacher - Orientation to FACS	\$78,156.00	0.00	14.00	\$0.00	\$0.00	\$4,386.56	\$10,404.48	\$8,404.77	\$101,351.81
Ringel, Lori	Social Worker	\$61,435.00	0.00	12.00	\$0.00	\$0.00	\$3,256.74	\$10,088.57	\$1,666.45	\$76,446.76
Ripka, Deidre D	Director of Secondary Education	\$120,000.00	15.00	16.00	\$0.00	\$2,800.00	\$14,282.40	\$10,950.71	\$2,000.00	\$150,033.11
Rippey, Angela Rainia	Teacher - Physical Education	\$99,705.72	0.00	16.00	\$0.00	\$0.00	\$5,198.40	\$10,704.07	\$6,171.32	\$121,779.51
Ritchason, Jennifer	Teacher - Grade 8 - Social Studies	\$95,165.00	0.00	16.00	\$0.00	\$0.00	\$5,193.73	\$10,620.96	\$7,332.05	\$118,311.74
Rivera, Gabriela	Teacher - Grade 7 - Language Arts	\$46,820.00	0.00	12.00	\$0.00	\$0.00	\$2,340.39	\$9,730.95	\$672.22	\$59,563.56
Roberts, Bethany	Teacher - Speech/Language Pathologist - Float	\$5,204.31	0.00	12.00	\$0.00	\$0.00	\$255.83	\$840.46	\$0.00	\$6,300.60
Roberts, Brandy Gayle	Teacher - Grade 1	\$89,632.00	0.00	16.00	\$0.00	\$0.00	\$4,670.99	\$10,503.90	\$2,626.23	\$107,433.12
Roberts, Melissa	Teacher - Grade 5	\$47,459.00	0.00	12.00	\$0.00	\$0.00	\$2,335.89	\$9,868.11	\$0.00	\$59,663.00
Robinson, Stefen J	Teacher - Social Science	\$64,591.00	0.00	14.00	\$0.00	\$0.00	\$3,402.09	\$10,182.45	\$4,529.23	\$82,704.77
Rodriguez, Elizabeth	Teacher - Grade 7 - Math	\$57,705.00	0.00	12.00	\$0.00	\$0.00	\$2,832.84	\$10,014.79	\$295.12	\$70,847.75
Rogers, Greg	Teacher - Physical Education	\$54,509.00	0.00	12.00	\$0.00	\$0.00	\$3,196.87	\$10,123.40	\$10,542.94	\$78,372.21
Rogers, Heather V	Director of Human Resources	\$110,000.00	15.00	18.00	\$0.00	\$6,000.00	\$14,023.41	\$21,257.23	\$8,500.00	\$159,780.64
Rohlwing, Kimberly Sue Bohlmann	Teacher - General Math	\$82,296.00	0.00	14.00	\$0.00	\$0.00	\$4,061.28	\$10,356.62	\$219.14	\$96,933.04
Roller, R Michael	Teacher - General Science	\$82,296.00	0.00	14.00	\$0.00	\$0.00	\$4,323.83	\$10,410.72	\$5,553.61	\$102,584.16
Romero, Lauren A	Teacher - Vocal Music	\$80,165.00	0.00	14.00	\$0.00	\$0.00	\$4,283.07	\$10,387.49	\$5,105.44	\$99,941.00
Rooker, Beth A	Teacher - Speech/Language Pathologist	\$70,738.00	0.00	12.00	\$0.00	\$0.00	\$5,598.10	\$10,399.38	\$17,545.72	\$104,281.20
Roop, Jennifer L	Teacher - Grade Kindergarten	\$82,173.00	0.00	16.00	\$0.00	\$0.00	\$4,262.35	\$10,271.08	\$1,648.71	\$98,355.14
Roper, Keri A	Teacher - Grade 5	\$95,165.00	0.00	14.00	\$0.00	\$0.00	\$4,770.65	\$10,549.88	\$605.11	\$111,090.64
Rosales, Adriana	Teacher - Spanish	\$19,516.00	0.00	12.00	\$0.00	\$0.00	\$1,135.56	\$6,089.35	\$4,744.21	\$31,485.12
Rosel, Joseph R	Assistant Principal	\$80,000.00	0.00	14.00	\$0.00	\$0.00	\$9,540.44	\$12,374.05	\$2,502.01	\$104,416.50
Rosenberger, Sheryl L	Teacher - Grade 7 - Math	\$99,705.72	0.00	16.00	\$0.00	\$0.00	\$5,099.94	\$10,687.41	\$4,112.16	\$119,605.23
Rosenlund, Kathleen	Teacher - Grade 3	\$51,025.00	0.00	12.00	\$0.00	\$0.00	\$2,618.53	\$9,942.44	\$1,699.05	\$65,285.02
Ross, Kenneth Allen	Teacher - Orientation to Business	\$64,509.00	0.00	12.00	\$0.00	\$0.00	\$3,262.64	\$10,001.13	\$1,778.87	\$79,551.64
Roti, Jacqueline	Teacher - Grade 3	\$43,033.00	0.00	12.00	\$0.00	\$0.00	\$2,118.91	\$9,804.04	\$18.44	\$54,974.39
Royal, Ashlynn M	Teacher - Grade 5	\$41,820.00	0.00	12.00	\$0.00	\$0.00	\$2,085.92	\$9,778.55	\$479.57	\$54,164.04
Ruestman, Karrie L	Teacher - LBS1 - Special Education	\$95,165.00	0.00	16.00	\$0.00	\$0.00	\$4,796.82	\$10,387.15	\$1,985.54	\$112,334.51
Rumps, James	Teacher - English	\$95,165.00	0.00	16.00	\$0.00	\$0.00	\$4,921.58	\$10,623.24	\$4,427.76	\$115,137.58
Ruyle, Hilary L	Teacher - LBS1 - Special Education	\$95,165.00	0.00	16.00	\$0.00	\$0.00	\$5,132.90	\$10,505.25	\$7,789.61	\$118,592.76
Ruyle, Jason E	Teacher - HS MTSS Interventionist Leader	\$95,165.00	0.00	16.00	\$0.00	\$0.00	\$4,800.29	\$10,414.97	\$1,098.20	\$111,478.46
Saal, Patricia A	Teacher - General Math	\$99,705.72	0.00	14.00	\$0.00	\$0.00	\$5,030.27	\$10,650.84	\$2,726.98	\$118,113.81
Sadicoff, Dawn Mc Guire	Teacher - English as Second Lang	\$95,165.00	0.00	16.00	\$0.00	\$0.00	\$4,706.18	\$10,548.74	\$144.64	\$110,564.56
Safranek, Haley B	Social Worker	\$56,558.00	0.00	12.00	\$0.00	\$0.00	\$2,882.99	\$10,014.22	\$961.31	\$70,416.52
Safranek, Jason Allen	Teacher - English as Second Lang	\$78,238.00	0.00	12.00	\$0.00	\$0.00	\$4,009.28	\$10,241.39	\$3,222.46	\$95,711.13
Salmonson, Jessica	Teacher - French	\$40,852.80	0.00	12.00	\$0.00	\$0.00	\$2,057.33	\$9,773.64	\$579.99	\$53,263.76
Salrin, Jason Darrell	Teacher - General Math	\$52,337.00	0.00	12.00	\$0.00	\$0.00	\$2,691.04	\$9,954.90	\$2,123.39	\$67,106.33
Salvati, Dawn	Teacher - Speech/Language Pathologist	\$80,288.00	0.00	12.00	\$0.00	\$0.00	\$4,025.54	\$10,206.48	\$1,500.00	\$96,020.02
Sams, Christina Lee	Psychologist	\$78,238.00	0.00	14.00	\$0.00	\$0.00	\$4,057.73	\$10,334.04	\$3,390.73	\$96,020.50
Sanders, Erin E	Teacher - LBS1 - Special Education	\$84,304.00	0.00	14.00	\$0.00	\$0.00	\$4,257.51	\$10,420.65	\$1,721.34	\$100,703.50
Sanders, Neil W	Teacher - Physical Education/Health	\$82,296.00	0.00	14.00	\$0.00	\$0.00	\$4,607.93	\$10,439.79	\$11,325.07	\$108,668.79
Sargent, Zachary Philip	Teacher - LBS1 - Special Education	\$74,427.00	0.00	14.00	\$0.00	\$0.00	\$3,688.00	\$10,252.85	\$504.11	\$88,871.96
Sarver, Michael Scott	Teacher - Grade 5	\$70,738.00	0.00	12.00	\$0.00	\$0.00	\$3,618.41	\$10,239.05	\$2,415.95	\$87,011.41
Saunches, Michael T	Teacher - Grade 6 - Social Studies/Langu	\$56,435.00	0.00	14.00	\$0.00	\$0.00	\$3,509.29	\$10,205.35	\$15,280.10	\$85,429.74
Sauve, Haley Rose	Teacher - Physical Education	\$47,459.00	0.00	12.00	\$0.00	\$0.00	\$2,535.55	\$9,895.38	\$4,057.00	\$63,946.93
Schaber, Jenna	Teacher - LBS1 - Special Education	\$47,459.00	0.00	12.00	\$0.00	\$0.00	\$2,388.75	\$9,869.18	\$534.91	\$60,251.84
Schafer, Kendra	Teacher - LBS1 - Special Education	\$52,992.00	0.00	12.00	\$0.00	\$0.00	\$3,125.61	\$10,001.96	\$3,688.98	\$69,808.55
Schaschwary, Hannah R	Teacher - Grade 7 - Science/Language Art	\$48,730.00	0.00	12.00	\$0.00	\$0.00	\$2,493.25	\$9,914.53	\$2,777.59	\$63,915.37
Scheffers, Kelly Nicole	Teacher - LBS1 - Special Education	\$52,377.00	0.00	14.00	\$0.00	\$0.00	\$3,244.42	\$10,001.74	\$5,312.75	\$70,935.91
Schenk, Gillian S	Assistant Principal	\$82,000.00	0.00	15.00	\$0.00	\$0.00	\$9,826.04	\$11,279.36	\$4,235.45	\$107,340.85
Schermann, April M	Teacher - General Math	\$95,165.00	0.00	16.00	\$0.00	\$0.00	\$5,558.07	\$10,804.59	\$17,789.32	\$129,316.98
Schertz, Suzanne Marie	Teacher - Grade 3	\$95,165.00	0.00	16.00	\$0.00	\$0.00	\$4,689.84	\$10,367.13	\$122.95	\$110,344.92
Schlais, Kathleen T	Teacher - Speech/Language Pathologist	\$55,041.00	0.00	12.00	\$0.00	\$0.00	\$2,823.83	\$9,999.42	\$1,762.79	\$69,627.04
Schlipf, Bethany L	Teacher - Bilingual-Middle School	\$46,271.00	0.00	12.00	\$0.00	\$0.00	\$2,560.99	\$9,892.84	\$3,908.12	\$62,632.95

197

2024-205 Certified Administrator and Teacher Salary and Benefits Report
McLean County USD 5

Name	Position Description	Base Salary	Vacation Days	Sick Days	Bonuses	Annuities	Retirement Enhancements	Other Benefits	Other Compensation	Total Compensation
Schlipf, Jamie M	Teacher - Speech/Language Pathologist	\$93,730.00	0.00	16.00	\$0.00	\$0.00	\$4,847.29	\$10,607.20	\$4,755.44	\$113,939.93
Schmidt, Chloe L	Teacher - General Math	\$47,746.00	0.00	12.00	\$0.00	\$0.00	\$2,361.64	\$9,683.32	\$239.78	\$60,030.74
Schmidt, Therese F	Teacher - Elementary School MTSS Interventionist	\$68,484.00	0.00	12.00	\$0.00	\$0.00	\$3,370.67	\$10,147.53	\$0.00	\$82,002.20
Schmidt-Goveia, Lauren	Guidance Counselor	\$65,533.00	0.00	12.00	\$0.00	\$0.00	\$3,424.42	\$10,147.45	\$4,048.49	\$83,153.36
Schmoldt, Peter	Teacher - General Math	\$44,058.00	0.00	12.00	\$0.00	\$0.00	\$2,302.76	\$9,858.44	\$2,729.86	\$58,949.06
Schnabel, Mirjam Magdalena	Teacher - German	\$72,132.00	0.00	14.00	\$0.00	\$0.00	\$3,894.78	\$10,300.86	\$5,700.40	\$92,028.04
Schneyr, Nicole A	Teacher - LBS1 - Special Education	\$42,009.00	0.00	12.00	\$0.00	\$0.00	\$2,345.76	\$9,876.58	\$6,249.49	\$60,480.83
Schonauer, Derrick J	Teacher - Physical Education/Health	\$70,738.00	0.00	14.00	\$0.00	\$0.00	\$3,862.18	\$10,322.89	\$8,197.19	\$93,120.26
Schroen, Staci Nicole	Teacher - Elementary - CORE Instructional Coach	\$72,583.00	0.00	14.00	\$0.00	\$0.00	\$3,718.80	\$10,040.27	\$1,698.60	\$88,040.67
Schultz, Abigail	Teacher - Early Childhd (Self Cont ECE)	\$54,509.00	0.00	12.00	\$0.00	\$0.00	\$2,658.65	\$9,936.74	\$375.04	\$67,479.43
Schultz, Bryan Christopher	Teacher - Physical Education	\$68,894.00	0.00	14.00	\$0.00	\$0.00	\$3,395.37	\$10,082.35	\$1,118.85	\$83,490.57
Schultz, Christina	Teacher - Grade 1	\$61,066.00	0.00	12.00	\$0.00	\$0.00	\$3,005.42	\$9,998.72	\$0.00	\$74,070.14
Schupbach, Mary Ellen	Teacher - General Math	\$95,165.00	0.00	16.00	\$0.00	\$0.00	\$5,004.09	\$10,640.81	\$6,518.00	\$117,327.90
Schwartz, Andrew Isaac	Teacher - Physical Education	\$54,509.00	0.00	12.00	\$0.00	\$0.00	\$3,154.10	\$10,109.43	\$11,257.34	\$79,029.87
Schwartz, Rebekka Kay	Teacher - Grade 4	\$48,648.00	0.00	12.00	\$0.00	\$0.00	\$2,447.84	\$9,770.76	\$393.44	\$61,260.04
Schwarz, Breanna N	Guidance Counselor	\$68,484.00	0.00	12.00	\$0.00	\$0.00	\$3,467.35	\$10,192.63	\$1,328.29	\$83,472.27
Schweinberg, Carlyn Ann	Teacher - Grade Kindergarten	\$76,189.00	0.00	14.00	\$0.00	\$0.00	\$3,781.37	\$10,288.67	\$239.79	\$90,498.83
Schweinberg, Matthew S	Teacher - Social Science	\$84,304.00	0.00	14.00	\$0.00	\$0.00	\$4,683.13	\$10,469.96	\$11,395.51	\$110,852.60
Sciortino, Ana L	Teacher - Grade 4	\$40,842.08	0.00	12.00	\$0.00	\$0.00	\$2,016.22	\$10,222.21	\$63.53	\$53,144.04
Scornavacco, Robert A	Teacher - Orientation to Ind Tech	\$67,214.00	0.00	14.00	\$0.00	\$0.00	\$3,807.77	\$10,300.20	\$10,156.44	\$91,478.41
Scorzo, Emily	Teacher - Grade 7 - Math	\$42,009.00	0.00	12.00	\$0.00	\$0.00	\$2,319.21	\$9,858.64	\$4,791.56	\$58,978.41
Scott, Amy J	Teacher - English	\$99,705.72	0.00	16.00	\$0.00	\$0.00	\$4,982.05	\$16,632.56	\$1,357.05	\$116,677.38
Scott, Bridget	Teacher - Art	\$95,165.00	0.00	16.00	\$0.00	\$0.00	\$4,683.79	\$10,426.08	\$0.00	\$110,274.87
Scott, Lori Anne	Teacher - Grade 3	\$100,874.90	0.00	16.00	\$0.00	\$0.00	\$5,086.85	\$10,683.82	\$2,566.98	\$119,212.55
Scott, Rebecca J	Teacher - IMC Media Specialist	\$95,165.00	0.00	16.00	\$0.00	\$0.00	\$5,020.89	\$10,645.24	\$6,070.09	\$116,901.22
Scott, Robert W	Teacher - Physical Education	\$95,165.00	0.00	16.00	\$0.00	\$0.00	\$5,065.03	\$10,509.31	\$7,951.10	\$118,690.44
Sebeny, Janel Nichole	Teacher - Grade 7 - Language Arts	\$89,632.00	0.00	16.00	\$0.00	\$0.00	\$4,819.41	\$10,461.06	\$6,936.09	\$111,848.56
Sefton, Nathaniel J	Teacher - Physical Education	\$76,230.00	0.00	14.00	\$0.00	\$0.00	\$3,970.24	\$10,324.80	\$5,463.70	\$95,988.74
Seibert, Amanda Rae	Teacher - Grade 7 - Science	\$57,705.00	0.00	12.00	\$0.00	\$0.00	\$3,197.74	\$10,107.47	\$7,266.38	\$78,276.59
Seibert, Max William	Teacher - Physical Education	\$49,836.00	0.00	12.00	\$0.00	\$0.00	\$2,988.77	\$10,045.92	\$10,896.01	\$73,766.70
Seifert, Sara B	Teacher - Early Childhd (Self Cont ECE)	\$65,164.00	0.00	12.00	\$0.00	\$0.00	\$3,493.12	\$9,997.67	\$221.34	\$78,876.13
Sennett, Timothy E	Teacher - General Math	\$88,525.00	0.00	14.00	\$0.00	\$0.00	\$4,670.22	\$10,317.42	\$6,367.17	\$109,879.81
Shackley, Kevin Patrick	Teacher - Social Science	\$61,804.00	0.00	12.00	\$0.00	\$0.00	\$3,079.45	\$10,074.34	\$1,913.99	\$76,871.78
Shanks, Katherine Alice	Teacher - Grade 8 - Language Arts	\$84,304.00	0.00	14.00	\$0.00	\$0.00	\$4,643.00	\$10,513.44	\$7,750.30	\$107,210.74
Shannon, Janet L	Teacher - Speech/Language Pathologist	\$88,525.00	0.00	12.00	\$0.00	\$0.00	\$4,361.87	\$10,474.90	\$1,600.00	\$104,961.77
Sharer-Barbee, Molly Bosche	Teacher - Physical Education	\$74,427.00	0.00	14.00	\$0.00	\$0.00	\$3,683.74	\$10,265.94	\$440.45	\$88,817.13
Shaver, Brandon S	Assistant Principal	\$73,500.00	0.00	14.00	\$0.00	\$1,600.00	\$8,549.05	\$11,184.82	\$0.00	\$94,833.87
Shelvin, Kristal H	Executive Director of Student Supports	\$142,000.00	15.00	16.00	\$0.00	\$6,000.00	\$17,148.81	\$30,366.29	\$7,000.00	\$202,515.10
Shelvin, Malika A	Teacher - Grade 5	\$43,033.00	0.00	12.00	\$0.00	\$0.00	\$2,646.98	\$10,293.56	\$655.26	\$56,628.80
Shepherd, Candice	Teacher - LBS1 - Special Education	\$48,607.00	0.00	12.00	\$0.00	\$0.00	\$2,404.78	\$9,883.98	\$79.92	\$60,975.68
Sheppelman, Dawn Demlow	Teacher - Specialized Voc Education	\$92,848.58	0.00	16.00	\$0.00	\$0.00	\$4,768.06	\$10,588.48	\$4,204.56	\$112,409.68
Sherrick, Brandy J	Teacher - Speech/Language Pathologist	\$95,165.00	0.00	16.00	\$0.00	\$0.00	\$5,124.88	\$10,559.90	\$8,926.52	\$119,776.30
Sherrill, Lindsey J	Teacher - LBS1 - Special Education	\$80,288.00	0.00	14.00	\$0.00	\$0.00	\$4,447.49	\$10,269.45	\$5,107.44	\$100,112.38
Sherwin, Jay	Teacher - Early Childhd (Self Cont ECE)	\$44,263.00	0.00	12.00	\$0.00	\$0.00	\$2,371.64	\$9,850.98	\$3,647.58	\$60,133.20
Short, Ryan E	Guidance Counselor	\$90,575.00	0.00	16.00	\$0.00	\$0.00	\$5,339.71	\$10,468.41	\$17,985.51	\$124,368.63
Shoukry-Mulcahy, Kaitlin	Teacher - General Math	\$56,025.00	0.00	12.00	\$0.00	\$0.00	\$3,255.49	\$9,977.24	\$8,816.94	\$78,074.67
Showalter, Karen R	Teacher - Speech/Language Pathologist	\$95,165.00	0.00	16.00	\$0.00	\$0.00	\$5,342.69	\$10,632.03	\$7,755.78	\$118,895.50
Shumaker, Natalie Elise	Special Education Administrator (Sec Behavior Spec	\$85,608.00	0.00	14.00	\$0.00	\$0.00	\$10,048.29	\$13,826.51	\$0.00	\$109,482.80
Shutt, Erica Sue	Teacher - Grade 8 - Math	\$68,484.00	0.00	12.00	\$0.00	\$0.00	\$3,669.95	\$10,253.11	\$6,079.50	\$88,486.56
Sieenthal, Melissa A	Teacher - Instrumental Music	\$88,525.00	0.00	16.00	\$0.00	\$0.00	\$4,466.22	\$10,436.17	\$2,213.45	\$105,640.84
Siebert, Kristy K	Teacher - Grade 1	\$105,694.33	0.00	16.00	\$0.00	\$0.00	\$5,202.13	\$10,692.04	\$0.00	\$121,588.50
Siebring, Christine K	Teacher - Grade Kindergarten	\$44,058.00	0.00	12.00	\$0.00	\$0.00	\$2,217.25	\$9,811.20	\$350.46	\$56,436.91
Sikes, Jennifer Ann	Nurse	\$72,173.00	0.00	12.00	\$0.00	\$0.00	\$4,111.19	\$10,248.10	\$4,535.49	\$91,067.78
Simmons, Sondra Jean	Teacher - Physical Education	\$84,304.00	0.00	16.00	\$0.00	\$0.00	\$4,208.27	\$10,421.99	\$1,198.82	\$100,133.08
Sims-King, Siobhan Duvelle	Teacher - Grade 2	\$74,140.00	0.00	14.00	\$0.00	\$0.00	\$3,717.74	\$10,244.32	\$633.24	\$88,735.30
Singh, Jessica K	Teacher - Grade 4 - Bilingual-Spanish	\$55,082.00	0.00	12.00	\$0.00	\$0.00	\$2,632.14	\$9,938.01	\$863.06	\$68,515.21
Sivyer, Darcie Lynne	Teacher - Grade 6 - Language Arts	\$72,173.00	0.00	12.00	\$0.00	\$0.00	\$3,561.16	\$10,199.80	\$184.45	\$86,118.41
Smith, Jason D	Teacher - Orientation to Ind Tech	\$66,435.00	0.00	12.00	\$0.00	\$0.00	\$3,269.87	\$10,045.63	\$0.00	\$79,750.50
Smith, Justin I	Teacher - English	\$47,746.00	0.00	12.00	\$0.00	\$0.00	\$2,548.21	\$9,913.11	\$3,834.24	\$64,041.56
Smith, Kerra Lynn	Teacher - LBS1 - Special Education	\$62,050.00	0.00	12.00	\$0.00	\$0.00	\$3,154.52	\$9,994.56	\$643.46	\$75,842.54
Smith, Melissa Ann	Teacher - Grade 2	\$72,583.00	0.00	14.00	\$0.00	\$0.00	\$3,930.55	\$10,070.33	\$5,358.75	\$91,942.63
Smith, Stacy R	Teacher - Speech/Language Pathologist	\$95,165.00	0.00	16.00	\$0.00	\$0.00	\$4,894.89	\$10,576.84	\$2,385.36	\$113,022.09

198

2024-205 Certified Administrator and Teacher Salary and Benefits Report

McLean County USD 5

Name	Position Description	Base Salary	Vacation Days	Sick Days	Bonuses	Annuities	Retirement Enhancements	Other Benefits	Other Compensation	Total Compensation
Sohn, Andrew	Teacher - Grade 5	\$41,820.00	0.00	12.00	\$0.00	\$0.00	\$2,058.25	\$9,786.48	\$0.00	\$53,664.73
Sokulski, Jennifer L	Teacher - LBS1 - Special Education	\$95,165.00	0.00	16.00	\$0.00	\$0.00	\$5,091.14	\$10,428.64	\$7,310.75	\$117,995.53
Soliday, Mackenzie Grace	Teacher - Interventionist - Math	\$70,738.00	0.00	14.00	\$0.00	\$0.00	\$3,487.00	\$10,201.10	\$110.67	\$84,536.77
Somers, Megan T	Teacher - Social Science	\$54,509.00	0.00	12.00	\$0.00	\$0.00	\$2,680.70	\$9,941.14	\$258.23	\$67,389.07
Southerd, Michele D	Teacher - Grade 8 - Social Studies	\$91,586.75	0.00	14.00	\$0.00	\$0.00	\$4,507.88	\$10,264.96	\$0.00	\$106,359.59
Sowa, Frances	Teacher - LBS1 - Special Education	\$44,263.00	0.00	12.00	\$0.00	\$0.00	\$2,717.50	\$9,961.11	\$10,627.62	\$67,569.23
Sowa, Jaidyn A	Teacher - LBS1 - Special Education	\$41,820.00	0.00	12.00	\$0.00	\$0.00	\$2,252.03	\$9,840.00	\$3,694.49	\$57,606.52
Spath, Natalie	Teacher - English	\$76,271.00	0.00	12.00	\$0.00	\$0.00	\$3,933.11	\$10,244.42	\$3,649.13	\$94,097.66
Spears, Rebecca Nicole	Teacher - Grade 8 - Math	\$80,165.00	0.00	14.00	\$0.00	\$0.00	\$4,178.90	\$10,364.51	\$2,168.48	\$96,876.89
Springwood, Cheryl L	Teacher - Grade 6 - Science	\$61,763.00	0.00	14.00	\$0.00	\$0.00	\$3,378.78	\$10,001.10	\$6,120.88	\$81,263.76
Stack, Andrea C	Teacher - MTSS Interventionist	\$64,796.00	0.00	12.00	\$0.00	\$0.00	\$3,199.98	\$10,052.74	\$72.32	\$78,121.04
Stahmer, Jeremy	Teacher - LBS1 - Special Education	\$74,222.00	0.00	12.00	\$0.00	\$0.00	\$3,946.60	\$10,010.79	\$5,906.40	\$94,085.79
Stalter, Angela S	Teacher - Instrumental Music	\$103,396.86	0.00	16.00	\$0.00	\$0.00	\$5,175.76	\$10,694.22	\$1,768.66	\$121,035.50
Staniszkeski, Emily S	Teacher - Grade 5	\$43,033.00	0.00	12.00	\$0.00	\$0.00	\$2,230.23	\$9,813.57	\$1,680.61	\$56,757.41
Stanton, Autumn J	Teacher - Grade 2	\$60,820.00	0.00	16.00	\$0.00	\$0.00	\$3,344.76	\$10,118.86	\$6,084.31	\$80,367.93
Stark, Layna	Teacher - Speech/Language Pathologist	\$65,164.00	0.00	12.00	\$0.00	\$0.00	\$3,495.94	\$10,150.59	\$3,530.59	\$82,341.12
Starkey, Dana L	Teacher - Orientation to Business	\$95,165.00	0.00	16.00	\$0.00	\$0.00	\$5,722.85	\$10,584.75	\$11,938.21	\$123,410.81
Starkey, Jennifer Susan	Teacher - Grade 7 - Social Studies	\$69,222.00	0.00	14.00	\$0.00	\$0.00	\$3,594.97	\$10,178.80	\$1,807.61	\$84,803.38
Starkey, Katie J	Teacher - Grade 8 - Science	\$44,058.00	0.00	12.00	\$0.00	\$0.00	\$2,637.88	\$9,870.58	\$7,686.00	\$64,252.46
Starkey, Megan Ruth	Teacher - Speech/Language Pathologist	\$66,845.00	0.00	12.00	\$0.00	\$0.00	\$3,347.10	\$10,030.65	\$5,385.53	\$85,608.28
Starr, David E	Teacher - IMC Media Specialist	\$80,247.00	0.00	14.00	\$0.00	\$0.00	\$4,115.26	\$10,333.17	\$3,289.72	\$97,985.15
Staver, Carla Sue	Teacher - LBS1 - Special Education	\$68,484.00	0.00	14.00	\$0.00	\$0.00	\$3,884.93	\$10,195.34	\$3,670.49	\$86,234.76
Steadman, Kelcey A	Teacher - Grade 1	\$52,255.00	0.00	12.00	\$0.00	\$0.00	\$2,619.19	\$9,914.86	\$599.93	\$65,388.98
Stebel, Leslie	Teacher - LBS1 - Special Education	\$33,041.63	0.00	12.00	\$0.00	\$0.00	\$1,051.06	\$10,753.86	\$191.60	\$45,038.15
Steers, Priscilla Dawn	Teacher - Grade 2	\$95,165.00	0.00	16.00	\$0.00	\$0.00	\$4,721.78	\$10,909.94	\$912.78	\$111,709.50
Steffen, Cassandra Kay	Teacher - Grade 3	\$43,033.00	0.00	12.00	\$0.00	\$0.00	\$2,180.52	\$9,807.51	\$1,266.88	\$56,287.91
Stegemann, Eric S	Teacher - Grade 7 - Science	\$59,755.00	0.00	12.00	\$0.00	\$0.00	\$3,401.74	\$10,147.05	\$7,060.89	\$80,364.68
Steinbach, Susan L	Teacher - Grade 4	\$82,173.00	0.00	14.00	\$0.00	\$0.00	\$4,299.98	\$10,402.30	\$3,508.11	\$100,383.39
Stelmaszek, Anabel	Teacher - English as Second Lang	\$60,656.00	0.00	12.00	\$0.00	\$0.00	\$3,094.70	\$10,042.23	\$751.19	\$74,544.12
Stenger, Shelbie Grace	Teacher - Grade 8 - Math/Language Arts	\$67,214.00	0.00	14.00	\$0.00	\$0.00	\$3,317.14	\$10,157.56	\$184.45	\$80,873.15
Stephens, Elizabeth Ann	Teacher - Grade 8 - Science	\$78,279.00	0.00	14.00	\$0.00	\$0.00	\$3,894.53	\$10,171.98	\$848.47	\$93,193.98
Stephens, Jessica Lee	Teacher - LBS1 - Special Education	\$54,714.00	0.00	14.00	\$0.00	\$0.00	\$2,807.28	\$9,986.67	\$1,926.49	\$69,434.44
Stephenson, Daniel P	Teacher - LBS1 - Special Education	\$60,820.00	0.00	12.00	\$0.00	\$0.00	\$3,128.97	\$10,102.74	\$2,757.51	\$76,809.22
Stephenson, Laura Beth	Teacher - LBS1 - Special Education	\$95,165.00	0.00	16.00	\$0.00	\$0.00	\$5,474.29	\$10,757.80	\$14,583.14	\$125,980.23
Stevens, Carrie Ann	Teacher - LBS1 - Special Education	\$95,165.00	0.00	16.00	\$0.00	\$0.00	\$5,313.07	\$10,584.68	\$12,813.03	\$123,875.78
Stevens, Laura A	Teacher - LBS1 - Special Education	\$76,148.00	0.00	12.00	\$0.00	\$0.00	\$4,786.05	\$10,399.81	\$8,949.77	\$100,283.63
Stevens, Lori Joann	Teacher - Reading Recovery/Literacy/ Leader	\$106,050.81	0.00	16.00	\$0.00	\$0.00	\$5,219.65	\$10,715.78	\$0.00	\$121,986.24
Stiers, Brianna M	Teacher - IMC Media Specialist	\$64,796.00	0.00	12.00	\$0.00	\$0.00	\$3,296.27	\$10,136.28	\$2,158.96	\$80,387.51
Stille, Kimberly Ann	Teacher - IMC Media Specialist	\$82,214.00	0.00	16.00	\$0.00	\$0.00	\$4,017.34	\$10,342.94	\$434.44	\$97,008.72
Stillwell, Tonya M	Teacher - LBS1 - Special Education	\$82,173.00	0.00	16.00	\$0.00	\$0.00	\$4,109.75	\$10,188.27	\$848.07	\$97,319.09
Stimmler, Hadley G	Teacher - Grade 5	\$41,820.00	0.00	12.00	\$0.00	\$0.00	\$2,211.01	\$9,830.62	\$3,045.47	\$56,907.10
Stolbom, Jennifer Ann	Teacher - Grade 4	\$78,156.00	0.00	14.00	\$0.00	\$0.00	\$3,907.48	\$10,290.88	\$560.40	\$92,914.76
Stolfa, Molly M	Teacher - LBS1 - Special Education	\$95,165.00	0.00	16.00	\$0.00	\$0.00	\$5,983.24	\$10,638.13	\$24,787.98	\$136,574.35
Streenz, Carlee F	Teacher - Grade 3	\$41,820.00	0.00	12.00	\$0.00	\$0.00	\$2,070.04	\$9,775.08	\$239.78	\$53,904.90
Stroh, Rebecca Ann	Teacher - LBS1 - Special Education	\$90,575.00	0.00	16.00	\$0.00	\$0.00	\$4,586.37	\$10,515.82	\$2,458.15	\$108,135.34
Stuczynski, Victoria Lynn	Teacher - Grade 6 - Language Arts	\$66,435.00	0.00	12.00	\$0.00	\$0.00	\$3,731.30	\$10,239.58	\$8,035.82	\$88,441.70
Stutz, Jessica Lynn	Social Worker	\$82,214.00	0.00	14.00	\$0.00	\$0.00	\$4,216.79	\$11,167.45	\$3,613.19	\$101,211.43
Styck, Amanda L	Principal	\$98,550.40	0.00	14.00	\$0.00	\$0.00	\$12,395.55	\$11,650.95	\$10,000.00	\$132,596.90
Suddarth, Jackson Leeanda	Teacher - Orientation to FACS	\$52,337.00	0.00	12.00	\$0.00	\$0.00	\$2,551.60	\$9,844.81	\$2,865.99	\$67,599.40
Sudkamp, Alisha R	Teacher - Grade Kindergarten	\$72,583.00	0.00	14.00	\$0.00	\$0.00	\$3,725.92	\$10,225.49	\$2,116.46	\$88,650.87
Suess, Kevin	Teacher - Social Science	\$95,165.00	0.00	16.00	\$0.00	\$0.00	\$4,786.78	\$10,493.05	\$2,090.24	\$112,535.07
Summers, Ashley Shae	Teacher - Early Childhd (Self Cont ECE)	\$68,484.00	0.00	12.00	\$0.00	\$0.00	\$3,400.68	\$10,185.49	\$836.12	\$82,906.29
Sunkel, Carolyn Anne	Teacher - Grade 6 - Language Arts	\$89,632.00	0.00	16.00	\$0.00	\$0.00	\$4,585.23	\$10,225.82	\$2,253.58	\$106,696.63
Swanson, Joel E	Teacher - General Science	\$82,173.00	0.00	16.00	\$0.00	\$0.00	\$4,076.57	\$10,350.23	\$655.78	\$97,255.58
Swartzentruber, Gretchen L	Teacher - LBS1 - Special Education	\$82,173.00	0.00	14.00	\$0.00	\$0.00	\$4,044.27	\$10,370.81	\$0.00	\$96,588.08
Szarek, Jessica L	Teacher - LBS1 - Special Education	\$78,279.00	0.00	14.00	\$0.00	\$0.00	\$3,934.27	\$10,298.08	\$845.55	\$93,356.90
Szwajka, Kristyn Marie	Teacher - Vocal Music	\$51,025.00	0.00	12.00	\$0.00	\$0.00	\$2,533.62	\$9,835.62	\$451.00	\$63,845.24
Tague, Amy L	Teacher - Orientation to Business	\$37,647.60	0.00	12.00	\$0.00	\$0.00	\$1,852.83	\$9,437.61	\$0.00	\$48,938.04
Tamburini, Jodi S	Teacher - LBS1 - Special Education	\$59,017.00	0.00	12.00	\$0.00	\$0.00	\$2,931.89	\$10,043.91	\$553.35	\$72,546.15
Tanner-Dixon, Danny Ray	Teacher - Digital Media	\$70,738.00	0.00	14.00	\$0.00	\$0.00	\$3,793.17	\$10,248.17	\$6,336.28	\$91,115.62
Taylor, Lyndell Scott	Principal	\$87,000.00	0.00	14.00	\$0.00	\$3,600.00	\$10,677.32	\$11,433.84	\$3,070.99	\$115,782.15
Taylor, Robyn	Assistant Principal	\$79,945.00	0.00	16.00	\$0.00	\$2,400.00	\$9,293.62	\$11,279.78	\$164.99	\$103,083.39

199

2024-205 Certified Administrator and Teacher Salary and Benefits Report

McLean County USD 5

Name	Position Description	Base Salary	Vacation Days	Sick Days	Bonuses	Annuities	Retirement Enhancements	Other Benefits	Other Compensation	Total Compensation
Taylor, Tiffany A	Psychologist	\$95,165.00	0.00	16.00	\$0.00	\$0.00	\$4,704.38	\$10,524.12	\$418.20	\$110,811.70
Tellor, Gavin E	Teacher - Orientation to Business	\$41,820.00	0.00	12.00	\$0.00	\$0.00	\$2,202.21	\$9,828.84	\$2,926.18	\$56,777.23
Tellor, Sierra L	Teacher - Grade 5	\$41,820.00	0.00	12.00	\$0.00	\$0.00	\$2,126.03	\$9,800.80	\$994.20	\$54,741.03
Temples, Shea	Teacher - Physical Education	\$82,214.00	0.00	16.00	\$0.00	\$0.00	\$4,306.73	\$10,407.18	\$5,296.02	\$102,223.93
Temples, Wesley G	HS Director of Athletics	\$106,233.00	15.00	20.00	\$0.00	\$0.00	\$12,737.08	\$14,264.50	\$3,250.00	\$136,484.58
Tenuta, Gina Johanna	Principal	\$103,348.00	0.00	16.00	\$0.00	\$0.00	\$12,327.82	\$14,207.37	\$2,500.00	\$132,383.19
Teplitz-Crawford, Sheila T	Teacher - LBS1 - Special Education	\$69,222.00	0.00	12.00	\$0.00	\$0.00	\$3,522.51	\$10,162.26	\$737.80	\$83,644.57
Theobald, Keely	Teacher - Speech/Language Pathologist	\$65,164.00	0.00	12.00	\$0.00	\$0.00	\$3,255.19	\$10,140.35	\$2,071.76	\$80,631.30
Thoennes, Gerald Duane	Teacher - Grade 6 - Science/Language Art	\$66,025.00	0.00	16.00	\$0.00	\$0.00	\$3,518.30	\$10,097.57	\$5,467.19	\$85,108.06
Thoennes, Kary B	Teacher - Grade 6 - Math/Language Arts	\$95,165.00	0.00	16.00	\$0.00	\$0.00	\$4,974.63	\$10,649.80	\$6,067.63	\$116,857.06
Thoennes, Lisa A	Teacher - Speech/Language Pathologist	\$68,484.00	0.00	12.00	\$0.00	\$0.00	\$3,677.71	\$10,208.36	\$3,017.23	\$85,387.30
Thomas, Amber Nicole	Teacher - Physical Education	\$64,591.00	0.00	12.00	\$0.00	\$0.00	\$3,209.12	\$10,125.58	\$608.52	\$78,534.22
Thomas, Bryan L	Teacher - Social Science	\$112,399.44	0.00	16.00	\$0.00	\$0.00	\$5,887.25	\$10,917.24	\$7,213.00	\$136,416.93
Thomas, Daniel C	Teacher - General Math	\$20,771.12	0.00	12.00	\$0.00	\$0.00	\$1,007.31	\$4,504.29	\$18.44	\$26,301.16
Thomas, Laura L	Teacher - Orientation to FACS	\$95,165.00	0.00	16.00	\$0.00	\$0.00	\$5,006.09	\$10,659.94	\$6,648.87	\$117,479.90
Thompson, Kara L	Teacher - IMC Media Specialist	\$95,165.00	0.00	16.00	\$0.00	\$0.00	\$4,995.25	\$10,642.58	\$5,926.83	\$116,729.66
Thompson, Keo E	Teacher - LBS1 - Special Education	\$60,123.00	0.00	12.00	\$0.00	\$0.00	\$3,759.54	\$8,281.06	\$14,697.04	\$86,860.64
Thornton, Da'Tayven Marcelle-Lamont	Teacher - LBS1 - Special Education	\$49,877.00	0.00	12.00	\$0.00	\$0.00	\$4,085.75	\$10,337.16	\$31,936.39	\$96,236.30
Thornton, Lisa A	Nurse	\$48,701.70	0.00	12.00	\$0.00	\$0.00	\$1,241.12	\$11,801.55	\$1,847.14	\$63,591.51
Thorson Beaty, Elizabeth M	Social Worker	\$44,656.20	0.00	12.00	\$0.00	\$0.00	\$2,539.41	\$9,797.66	\$2,807.81	\$59,801.08
Thorson, Rachel N	Teacher - LBS1 - Special Education	\$27,565.42	0.00	12.00	\$0.00	\$0.00	\$1,359.64	\$7,325.69	\$1,847.47	\$38,098.22
Thurwanger, Heather Joy	Psychologist	\$76,230.00	0.00	12.00	\$0.00	\$0.00	\$3,752.18	\$10,285.86	\$0.00	\$90,268.04
Tielke, Kassadie Marie	Teacher - Grade 4	\$63,484.00	0.00	12.00	\$0.00	\$0.00	\$3,124.69	\$10,086.47	\$0.00	\$76,695.16
Tilford, Mary K	Teacher - LBS1 - Special Education	\$54,509.00	0.00	12.00	\$0.00	\$0.00	\$2,845.22	\$9,802.89	\$2,815.69	\$69,972.80
Toepfer, Sarah M	Assistant Principal	\$75,000.00	0.00	14.00	\$0.00	\$2,400.00	\$8,770.60	\$11,213.80	\$465.99	\$97,850.39
Tohme, Rachel A	Guidance Counselor	\$63,484.00	0.00	12.00	\$0.00	\$0.00	\$4,266.40	\$10,155.73	\$12,805.03	\$90,711.16
Tomera, Anna Elizabeth	Teacher - Grade 8 - Language Arts	\$53,730.00	0.00	14.00	\$0.00	\$0.00	\$2,853.25	\$9,997.95	\$2,678.58	\$69,259.78
Tomlinson, Madeline E	Teacher - Grade 5	\$41,820.00	0.00	12.00	\$0.00	\$0.00	\$2,112.61	\$9,802.49	\$1,104.50	\$54,839.60
Topping, Elizabeth E	Teacher - Grade 6 - Social Studies/Langu	\$108,698.88	0.00	16.00	\$0.00	\$0.00	\$5,349.95	\$10,698.30	\$0.00	\$124,747.13
Torbeck, Carl D	Teacher - Grade 6 - Science	\$64,591.00	0.00	12.00	\$0.00	\$0.00	\$3,414.43	\$9,944.42	\$2,137.23	\$80,087.08
Traynor, Grace M	Teacher - Art	\$60,820.00	0.00	14.00	\$0.00	\$0.00	\$3,011.17	\$10,052.66	\$364.78	\$74,248.61
Triezenberg, Thomas N	Teacher - Adaptive PE	\$61,066.00	0.00	14.00	\$0.00	\$0.00	\$3,227.10	\$9,889.67	\$4,427.24	\$78,610.01
Trimpe, Anna C	Teacher - Grade 7 - Language Arts	\$41,820.00	0.00	12.00	\$0.00	\$0.00	\$2,413.82	\$9,846.88	\$4,168.25	\$58,248.95
Tripp, Daniel R	Associate Principal	\$90,100.00	15.00	16.00	\$0.00	\$3,600.00	\$10,779.29	\$11,370.61	\$2,000.00	\$117,849.90
Tripp, Kristen Ann	Teacher - Orientation to Business	\$76,271.00	0.00	14.00	\$0.00	\$0.00	\$4,052.53	\$10,372.04	\$5,909.24	\$96,604.81
Tucker, Emily Sue	Nurse	\$29,930.20	0.00	12.00	\$0.00	\$0.00	\$1,441.47	\$3,826.85	\$706.32	\$35,904.84
Turcotte, Briana L	Teacher - Physical Education	\$46,820.00	0.00	12.00	\$0.00	\$0.00	\$2,181.37	\$9,822.72	\$0.00	\$58,824.09
Turnbow, Jennifer Lynn	Psychologist	\$78,279.00	0.00	12.00	\$0.00	\$0.00	\$4,298.68	\$10,379.87	\$4,434.16	\$97,391.71
Turner, Andrea Rene	Teacher - Grade 5	\$59,304.00	0.00	12.00	\$0.00	\$0.00	\$2,942.32	\$10,032.46	\$478.11	\$72,756.89
Turner, Laura A	Teacher - LBS1 - Special Education	\$68,279.00	0.00	12.00	\$0.00	\$0.00	\$3,699.33	\$10,258.45	\$7,094.51	\$89,331.29
Twook, Kayleigh Ann	Teacher - Interventnist/Reading Recovery	\$70,738.00	0.00	14.00	\$0.00	\$0.00	\$11,139.80	\$10,177.84	\$694.68	\$92,750.32
Underhill, Anna	Teacher - English	\$61,435.00	0.00	12.00	\$0.00	\$0.00	\$2,996.92	\$10,044.82	\$479.53	\$74,956.27
Underwood, Dustin R	Teacher - LBS1 - Special Education	\$70,328.00	0.00	12.00	\$0.00	\$0.00	\$3,908.27	\$10,315.34	\$7,945.64	\$92,497.25
Unsbee, Catherine B	Teacher - Social Science	\$80,165.00	0.00	14.00	\$0.00	\$0.00	\$4,206.47	\$10,402.97	\$4,137.39	\$98,911.83
Valverde, Douglas W	Teacher - Speech/Language Pathologist	\$95,165.00	0.00	14.00	\$0.00	\$0.00	\$4,985.04	\$10,606.05	\$2,953.98	\$113,710.07
Van De Loo, Daria T	Teacher - Instrumental Music	\$46,517.00	0.00	12.00	\$0.00	\$0.00	\$2,501.67	\$9,899.93	\$3,271.99	\$62,190.59
Vandegraft, April Nichole	Teacher - Interventnist/Reading Recovery	\$80,206.00	0.00	14.00	\$0.00	\$0.00	\$12,615.84	\$10,367.81	\$1,795.31	\$104,984.96
VanWinkle, George Ryan	Teacher - Grade Kindergarten	\$70,738.00	0.00	14.00	\$0.00	\$0.00	\$3,887.63	\$10,280.21	\$6,129.15	\$91,034.99
Varnier, Julie A	Teacher - Grade 4	\$54,801.10	0.00	12.00	\$0.00	\$0.00	\$2,697.06	\$9,957.39	\$0.00	\$67,455.55
Vazquez, Sara E	Teacher - Grade 2 - Bilingual-Spanish	\$43,033.00	0.00	12.00	\$0.00	\$0.00	\$2,296.74	\$9,807.45	\$1,257.96	\$56,395.15
Velazquez, Victor	Teacher - Spanish	\$68,894.00	0.00	12.00	\$0.00	\$0.00	\$3,482.85	\$10,188.31	\$1,643.26	\$84,208.42
Verhulst, Kaitlyn R	Teacher - Speech/Language Pathologist	\$48,820.00	0.00	12.00	\$0.00	\$0.00	\$2,647.99	\$9,944.43	\$3,900.22	\$65,312.64
Verner, Carrie V	Teacher - High School MTSS Interventionist	\$64,591.00	0.00	12.00	\$0.00	\$0.00	\$3,232.49	\$10,073.38	\$1,083.51	\$78,980.38
Vincent, Susan Anne	Teacher - Art	\$45,908.46	0.00	16.00	\$0.00	\$0.00	\$2,353.11	\$3,747.78	\$1,946.02	\$53,955.37
Vissering, Diana L	Teacher - Grade 7 - Language Arts	\$95,165.00	0.00	14.00	\$0.00	\$0.00	\$5,092.72	\$10,443.59	\$5,739.53	\$116,440.84
Vogel, Brenna M	Teacher - LBS1 - Special Education	\$55,574.00	0.00	12.00	\$0.00	\$0.00	\$2,889.52	\$10,030.85	\$3,234.11	\$71,728.48
Vogel, Scott D	Principal	\$101,524.00	0.00	18.00	\$0.00	\$0.00	\$12,171.54	\$14,104.99	\$2,936.74	\$130,737.27
Volker, Emily C	Teacher - Interventnist/Reading Recovery	\$54,509.00	0.00	12.00	\$0.00	\$0.00	\$8,560.74	\$9,963.51	\$539.75	\$73,573.00
Voyles, Jerioth Rebekah	Teacher - Grade Kindergarten	\$78,156.00	0.00	14.00	\$0.00	\$0.00	\$3,928.32	\$10,280.36	\$737.78	\$93,102.46
Walker, Jeanna L	Teacher - Speech/Language Pathologist	\$95,165.00	0.00	16.00	\$0.00	\$0.00	\$4,819.45	\$10,586.83	\$2,754.60	\$113,325.88
Walker, Karen L	Teacher - Specialized Voc Education	\$109,556.80	0.00	16.00	\$0.00	\$0.00	\$5,607.15	\$10,692.83	\$4,555.64	\$130,412.42
Walker, Mary M	Teacher - Interventnist/Reading Recovery	\$95,165.00	0.00	16.00	\$0.00	\$0.00	\$15,167.35	\$10,572.98	\$3,963.85	\$124,869.18

200

2024-205 Certified Administrator and Teacher Salary and Benefits Report

McLean County USD 5

Name	Position Description	Base Salary	Vacation Days	Sick Days	Bonuses	Annuities	Retirement Enhancements	Other Benefits	Other Compensation	Total Compensation
Walker, Valentine S	Teacher - General Science	\$95,165.00	0.00	14.00	\$0.00	\$0.00	\$5,618.77	\$10,722.55	\$19,307.38	\$130,813.70
Wall, Brooke Elise	Teacher - Grade 2	\$64,591.00	0.00	14.00	\$0.00	\$0.00	\$3,286.65	\$10,024.88	\$1,964.83	\$79,867.36
Wallace, Emma E	Teacher - Grade 2	\$45,082.00	0.00	12.00	\$0.00	\$0.00	\$2,331.30	\$9,837.65	\$1,851.10	\$59,102.05
Walsh, Anna F	Teacher - Grade 7 - Language Arts	\$61,066.00	0.00	12.00	\$0.00	\$0.00	\$3,142.38	\$10,089.70	\$1,657.86	\$75,955.94
Ward, Julia M	Teacher - Grade 5	\$46,271.00	0.00	12.00	\$0.00	\$0.00	\$2,308.35	\$9,618.08	\$507.70	\$58,705.13
Ward, Kelli D	SSP Program Coordinator	\$79,000.00	0.00	14.00	\$0.00	\$2,400.00	\$9,501.64	\$10,314.48	\$2,956.33	\$104,172.45
Ward, Maxwell D	Teacher - General Math	\$51,476.00	0.00	12.00	\$0.00	\$0.00	\$2,814.87	\$9,988.53	\$4,984.09	\$69,263.49
Ward, Rachel L	Teacher - General Math	\$48,689.00	0.00	12.00	\$0.00	\$0.00	\$2,457.20	\$9,889.12	\$1,235.82	\$62,271.14
Warner, Trisha L	Teacher - Interventnlist/Reading Recovery	\$95,165.00	0.00	14.00	\$0.00	\$0.00	\$14,863.75	\$10,398.37	\$0.00	\$120,427.12
Washkuhn, Elizabeth Carol	Teacher - Grade 4	\$72,173.00	0.00	12.00	\$0.00	\$0.00	\$3,689.51	\$10,096.82	\$2,237.42	\$88,196.75
Wasielewski, Katie	Teacher - Grade 2	\$21,142.33	0.00	12.00	\$0.00	\$0.00	\$1,040.70	\$6,432.94	\$437.50	\$29,053.47
Watkins, Aaron	Teacher - LBS1 - Special Education	\$41,820.00	0.00	12.00	\$0.00	\$0.00	\$2,521.16	\$9,900.94	\$8,920.39	\$63,162.49
Watson, Anna Kathleen	Teacher - English as Second Lang	\$74,181.00	0.00	12.00	\$0.00	\$0.00	\$3,695.74	\$10,221.73	\$289.28	\$88,387.75
Watts, Hunter S	Teacher - Social Science	\$52,992.00	0.00	12.00	\$0.00	\$0.00	\$2,836.95	\$9,993.60	\$3,112.89	\$68,935.44
Waughtel, Allysen	Teacher - Grade 2	\$41,820.00	0.00	12.00	\$0.00	\$0.00	\$2,179.36	\$9,781.66	\$831.68	\$54,612.70
Webb, Leslie Marie	Director of English Learner Program	\$105,000.00	15.00	20.00	\$0.00	\$4,800.00	\$12,592.59	\$11,602.54	\$2,000.00	\$135,995.13
Webb, Lyndra S	Teacher - Grade 1 - Bilingual-Spanish	\$82,173.00	0.00	16.00	\$0.00	\$0.00	\$4,207.27	\$10,358.82	\$1,211.56	\$97,950.65
Weber, David Jonathan	Teacher - General Science	\$82,296.00	0.00	14.00	\$0.00	\$0.00	\$4,415.21	\$10,402.49	\$6,761.47	\$103,875.17
Wegner, Jacob C	Teacher - Physical Education	\$43,033.00	0.00	12.00	\$0.00	\$0.00	\$2,170.68	\$9,804.71	\$1,069.81	\$56,078.20
Wehmeyer Wood, Candice Joe	Teacher - Grade 7 - Language Arts	\$95,165.00	0.00	14.00	\$0.00	\$0.00	\$5,537.21	\$10,613.57	\$10,352.50	\$121,668.28
Welch, Meagan Leigh	Teacher - Middle School - Math Coach	\$84,263.00	0.00	14.00	\$0.00	\$0.00	\$4,225.96	\$10,406.54	\$2,082.88	\$100,978.38
West, Adrienne M	Teacher - LBS1 - Special Education	\$80,288.00	0.00	12.00	\$0.00	\$0.00	\$4,209.65	\$10,312.97	\$4,571.28	\$99,381.90
Westhues, Stephanie S	Teacher - LBS1 - Special Education	\$70,124.00	0.00	12.00	\$0.00	\$0.00	\$4,004.68	\$10,237.08	\$3,540.95	\$87,906.71
Wey, Mollie Lynn	Teacher - Grade 3	\$68,279.00	0.00	12.00	\$0.00	\$0.00	\$3,362.23	\$10,156.11	\$368.88	\$81,834.22
Wheeler, Katelynn Elizabeth	Teacher - LBS1 - Special Education	\$47,408.09	0.00	12.00	\$0.00	\$0.00	\$2,472.05	\$8,753.14	\$2,496.21	\$61,129.49
Wheeler, Samuel James	Teacher - Physical Education	\$49,836.00	0.00	12.00	\$0.00	\$0.00	\$2,479.10	\$9,882.68	\$258.16	\$62,455.94
Wheelwright, Jaime S	Teacher - Physical Education	\$82,296.00	0.00	14.00	\$0.00	\$0.00	\$4,050.50	\$10,372.16	\$0.00	\$96,718.66
Whitman, Donald Oliver	Teacher - Orientation to Ind Tech	\$95,165.00	0.00	16.00	\$0.00	\$0.00	\$5,326.31	\$10,753.45	\$13,263.85	\$124,508.61
Wiechman, Jacob R	Teacher - English	\$62,746.00	0.00	12.00	\$0.00	\$0.00	\$3,198.62	\$10,120.58	\$2,247.95	\$78,313.15
Wiedman, Nicole Amber	Guidance Counselor	\$80,288.00	0.00	14.00	\$0.00	\$0.00	\$4,328.03	\$10,319.36	\$7,752.42	\$102,687.81
Wiist, Deanna M	Teacher - Social Science	\$92,848.58	0.00	14.00	\$0.00	\$0.00	\$4,771.28	\$10,576.63	\$4,271.04	\$112,467.53
Williams, Betsyanne N	Teacher - Grade 1	\$56,025.00	0.00	12.00	\$0.00	\$0.00	\$2,933.38	\$9,890.74	\$1,500.42	\$70,349.54
Williams, Cameo Lanette	Assistant Principal	\$84,530.00	0.00	18.00	\$0.00	\$2,200.00	\$9,926.76	\$11,407.95	\$3,905.79	\$111,970.50
Williams, Kristi Anne	Teacher - Grade Kindergarten	\$51,148.00	0.00	12.00	\$0.00	\$0.00	\$2,517.55	\$9,907.02	\$0.00	\$63,572.57
Williams, Sara E	Teacher - Vocal Music	\$66,312.00	0.00	16.00	\$0.00	\$0.00	\$3,759.64	\$10,143.18	\$10,277.75	\$90,492.57
Williamson, Laura	Teacher - Grade 5	\$61,435.00	0.00	12.00	\$0.00	\$0.00	\$3,160.08	\$10,033.57	\$1,427.29	\$76,055.94
Wilmot, Claire M	Teacher - Grade 4	\$44,058.00	0.00	12.00	\$0.00	\$0.00	\$2,229.66	\$9,829.98	\$765.93	\$56,883.57
Wilson, Kimberly Marie	Psychologist	\$72,378.00	0.00	12.00	\$0.00	\$0.00	\$3,670.70	\$10,205.83	\$2,973.58	\$89,228.11
Wilson, Teri K	Teacher - Orientation to FACS	\$95,165.00	0.00	16.00	\$0.00	\$0.00	\$5,113.31	\$10,604.10	\$7,565.56	\$118,447.97
Wilson-Pridgen, Isoke Abeo	Assistant Principal	\$82,000.00	0.00	14.00	\$0.00	\$2,400.00	\$10,325.76	\$11,367.58	\$5,811.10	\$111,904.44
Winchester, Katie Ann	Teacher - Vocal Music	\$51,066.00	0.00	12.00	\$0.00	\$0.00	\$2,747.36	\$9,863.34	\$3,594.29	\$67,270.99
Winkle, Kaitlin M	Teacher - Math Interventionist	\$51,476.00	0.00	12.00	\$0.00	\$0.00	\$2,777.48	\$9,982.38	\$4,877.06	\$69,112.92
Winn, Carly A	Teacher - LBS1 - Special Education	\$66,312.00	0.00	16.00	\$0.00	\$0.00	\$3,324.96	\$10,154.48	\$1,000.40	\$80,791.84
Winstead, Casey A	Teacher - LBS1 - Special Education	\$82,173.00	0.00	12.00	\$0.00	\$0.00	\$4,075.16	\$10,261.52	\$627.13	\$97,136.81
Wipperman, Dannell L	Assistant Director of Special Education	\$50,515.50	15.00	16.00	\$0.00	\$2,600.00	\$6,130.58	\$7,314.12	\$1,312.50	\$67,872.70
Wirtz, Becca Lynn	Teacher - Grade 3	\$70,738.00	0.00	14.00	\$0.00	\$0.00	\$3,523.28	\$10,136.17	\$654.51	\$85,051.96
Witt, Danielle N	Teacher - Grade 1	\$41,820.00	0.00	12.00	\$0.00	\$0.00	\$2,156.97	\$9,556.49	\$710.13	\$54,243.59
Wittrig, Haley Kylene	Teacher - Speech/Language Pathologist	\$66,845.00	0.00	12.00	\$0.00	\$0.00	\$3,452.22	\$10,183.47	\$2,344.48	\$82,825.17
Witzig, David G	Teacher - Social Science	\$99,705.72	0.00	16.00	\$0.00	\$0.00	\$6,019.08	\$10,861.67	\$23,641.71	\$140,228.18
Witzig, Pamela A	Teacher - Art	\$60,533.00	0.00	12.00	\$0.00	\$0.00	\$3,047.52	\$10,079.83	\$1,496.03	\$75,156.38
Wolf, Rose M	Teacher - Grade 1	\$41,820.00	0.00	12.00	\$0.00	\$0.00	\$2,083.35	\$9,776.68	\$350.46	\$54,030.49
Wolfe, Kathryn Ellen	Teacher - Grade 2	\$57,787.00	0.00	14.00	\$0.00	\$0.00	\$2,893.02	\$10,009.74	\$350.46	\$71,040.22
Wollenweber, Sarah Kathleen	Teacher - LBS1 - Special Education	\$95,165.00	0.00	14.00	\$0.00	\$0.00	\$5,373.61	\$10,717.76	\$13,537.02	\$124,793.39
Wolters, Chelsea Lamar	Teacher - Art	\$52,377.00	0.00	14.00	\$0.00	\$0.00	\$2,588.37	\$9,810.05	\$217.22	\$64,992.64
Womack, Brea S	Teacher - Grade 1	\$41,820.00	0.00	12.00	\$0.00	\$0.00	\$2,196.11	\$9,812.87	\$1,821.79	\$55,650.77
Wood, Hannah A	Teacher - LBS1 - Special Education	\$21,142.33	0.00	12.00	\$0.00	\$0.00	\$1,040.57	\$6,796.37	\$0.00	\$28,979.27
Woods, Tristan M	Teacher - LBS1 - Special Education	\$52,009.00	0.00	12.00	\$0.00	\$0.00	\$2,994.21	\$8,485.96	\$7,249.77	\$70,738.94
Woodward, Kjersten Ann	Teacher - Grade 3	\$82,173.00	0.00	16.00	\$0.00	\$0.00	\$4,198.61	\$10,356.34	\$3,135.65	\$99,863.60
Woody, Stephanie Lynn	Teacher - MTSS Interventionist	\$66,845.00	0.00	14.00	\$0.00	\$0.00	\$3,517.91	\$10,182.75	\$4,319.47	\$84,865.13
Wright, Emma J	Teacher - Grade Kindergarten	\$41,820.00	0.00	12.00	\$0.00	\$0.00	\$2,110.17	\$9,794.58	\$560.31	\$54,285.06
Wright, Megan K	Teacher - General Science	\$41,820.00	0.00	12.00	\$0.00	\$0.00	\$2,161.54	\$9,801.99	\$2,094.81	\$55,878.34
Wuerfele, Adam M	Teacher - IMC Media Specialist	\$64,796.00	0.00	12.00	\$0.00	\$0.00	\$3,485.04	\$10,156.36	\$2,525.44	\$80,962.84

201

**2024-205 Certified Administrator and Teacher Salary and Benefits Report
McLean County USD 5**

Name	Position Description	Base Salary	Vacation Days	Sick Days	Bonuses	Annuities	Retirement Enhancements	Other Benefits	Other Compensation	Total Compensation
Wultzen, Maggie Leigh	Teacher - Grade 5	\$57,705.00	0.00	12.00	\$0.00	\$0.00	\$2,860.02	\$9,924.47	\$166.01	\$70,655.50
Wurster, Samuel Duane	Teacher - Orientation to Ind Tech	\$68,894.00	0.00	12.00	\$0.00	\$0.00	\$3,787.47	\$10,299.17	\$9,294.97	\$92,275.61
Wynne, Aura	Teacher - LBS1 - Special Education	\$21,142.33	0.00	12.00	\$0.00	\$0.00	\$1,150.45	\$6,069.82	\$1,775.25	\$30,137.85
Wynters, Mark A	Teacher - General Science	\$48,820.00	0.00	12.00	\$0.00	\$0.00	\$2,408.32	\$9,886.40	\$110.66	\$61,225.38
Yaklich, Megan Kathryn	Teacher - Interventnrist/Bilingual	\$95,165.00	0.00	16.00	\$0.00	\$0.00	\$14,892.88	\$10,567.57	\$591.54	\$121,216.99
Yard, Karen Jean	Teacher - LBS1 - Special Education	\$72,132.00	0.00	14.00	\$0.00	\$0.00	\$3,687.95	\$10,224.85	\$882.44	\$86,927.24
Yehl, Staci Ann	Teacher - Middle School MTSS Interventionist	\$54,959.00	0.00	12.00	\$0.00	\$0.00	\$2,871.28	\$9,994.49	\$3,377.82	\$71,202.59
Yokley, Amy	Teacher - Grade Kindergarten	\$98,909.38	0.00	16.00	\$0.00	\$0.00	\$4,867.87	\$10,603.03	\$0.00	\$114,380.28
York, Alison Lee	Teacher - English	\$95,165.00	0.00	14.00	\$0.00	\$0.00	\$4,631.11	\$10,383.46	\$1,573.77	\$111,753.34
Yost, Laura D	Teacher - Speech/Language Pathologist	\$95,165.00	0.00	16.00	\$0.00	\$0.00	\$4,777.48	\$10,533.82	\$1,902.14	\$112,378.44
Young, Ashley Anne	Teacher - Orientation to FACS	\$48,648.00	0.00	12.00	\$0.00	\$0.00	\$2,428.78	\$9,766.79	\$701.18	\$61,544.75
Young, Wendy Marie	Teacher - Early Childhd (Self Cont ECE)	\$95,165.00	0.00	14.00	\$0.00	\$0.00	\$5,162.16	\$10,540.44	\$378.12	\$111,245.72
Yount, Lindsey	Teacher - Speech/Language Pathologist	\$27,393.60	0.00	12.00	\$0.00	\$0.00	\$2,967.03	\$6,669.52	\$10,504.14	\$47,534.29
Zbrozek, Adam W	Principal	\$132,008.00	15.00	16.00	\$0.00	\$3,600.00	\$15,612.31	\$11,778.68	\$3,000.00	\$165,998.99
Zimmerman, Betsy Jo	Teacher - Grade 2	\$49,836.00	0.00	12.00	\$0.00	\$0.00	\$2,536.27	\$9,919.57	\$1,309.73	\$63,601.57
Zimmerman, Claire Christine	Teacher - Specialized Voc Education	\$68,894.00	0.00	14.00	\$0.00	\$0.00	\$3,856.80	\$10,303.80	\$9,000.08	\$92,054.68
Zink, Laura Susanne	Teacher - Specialized Voc Education	\$67,542.00	0.00	14.00	\$0.00	\$0.00	\$3,556.74	\$10,213.98	\$4,728.24	\$86,040.96
Zook, Ashley T	Teacher - LBS1 - Special Education	\$54,509.00	0.00	12.00	\$0.00	\$0.00	\$3,024.64	\$10,010.91	\$6,402.96	\$73,947.51

202

**2024-2025 IMRF Compensation Report
McLean County USD 5**

Name	Position Description	Base Salary	Vacation Days	Sick Days	Bonuses	Other Benefits	Other Compensation	Total Compensation
Adelman, Joseph R	Executive Director of Operations	\$155,000.00	15.00	18.00	\$0.00	\$61,301.78	\$5,000.00	\$221,301.78
Ahart, James D	Special Maintenance Day Whse Supv	\$64,185.12	0.00	14.00	\$0.00	\$18,962.64	\$3,605.20	\$86,752.96
Behrens, Dustin C	Network Administrator	\$88,284.82	15.00	14.00	\$0.00	\$22,923.26	\$3,500.00	\$114,708.08
Bennett, Debra R	Technology Specialist - Level II	\$68,438.21	15.00	14.00	\$0.00	\$19,357.20	\$750.00	\$88,545.41
Bosquez, Robert J	Custodial Manager - PreK-5	\$68,000.00	15.00	16.00	\$0.00	\$29,013.04	\$1,000.00	\$98,013.04
Brown, Dayna Robyn	Director of Communications and Community Relations	\$115,000.00	15.00	18.00	\$0.00	\$59,084.96	\$5,000.00	\$179,084.96
Bryant, Kristina C	Nurse - RN	\$57,877.30	0.00	12.00	\$0.00	\$17,696.13	\$0.00	\$75,573.43
Carr, Belinda K	Admin Assistant - Special Education	\$58,220.00	20.00	15.00	\$0.00	\$18,091.39	\$3,000.00	\$79,311.39
Cheli, Sharri Louise	Admin Assistant - Building 12 Month	\$57,100.00	20.00	15.00	\$0.00	\$17,798.27	\$1,147.54	\$76,045.81
Conway, Jamie Marie	Occupational Therapist	\$82,997.09	0.00	12.00	\$0.00	\$22,135.05	\$4,066.34	\$109,198.48
Cook, Matt S	Special Maintenance Day HVAC	\$64,185.12	0.00	14.00	\$0.00	\$9,684.87	\$2,605.20	\$76,475.19
Correll, Lowell V	Custodian Head Day HS	\$53,160.48	0.00	14.00	\$0.00	\$18,474.15	\$4,822.24	\$76,456.87
Dicken, Douglas R	Special Maintenance Day Delivery	\$58,693.68	0.00	14.00	\$0.00	\$18,155.06	\$2,835.20	\$79,683.94
Donaldson, Devon	Accounting Administrator	\$65,000.00	15.00	16.00	\$0.00	\$27,978.98	\$0.00	\$92,978.98
Fellows, John Steven	Special Maintenance Day HVAC	\$64,185.12	0.00	14.00	\$0.00	\$18,987.63	\$2,605.20	\$85,777.95
Fisher, Penny S	Admin Assistant - Building 12 Month	\$63,780.00	20.00	15.00	\$0.00	\$18,785.96	\$1,000.00	\$83,565.96
Gemberling, David Tod	Special Maintenance Day Groundskeeper	\$62,305.92	0.00	14.00	\$0.00	\$19,919.80	\$3,875.20	\$86,100.92
Hickman, Martin S	Chief Financial Officer	\$197,000.00	15.00	18.00	\$0.00	\$73,390.38	\$4,000.00	\$274,390.38
Hilt, Kaine Aaron	Special Maintenance Day Carpenter	\$64,185.12	0.00	14.00	\$0.00	\$18,427.80	\$4,064.74	\$86,677.66
Hinthorne, Diane Kay	Occupational Therapist TA	\$56,437.28	0.00	12.00	\$0.00	\$17,000.03	\$3,241.52	\$76,678.83
Hoerr, Thomas Dean III	Director of Financial Services	\$116,276.00	15.00	18.00	\$0.00	\$37,265.01	\$0.00	\$153,541.01
Honzel, Kelly Jean	Occupational Therapist	\$90,519.44	0.00	12.00	\$0.00	\$22,885.85	\$3,411.93	\$116,817.22
Keagle, Michael P	Spec Maint - Warehouse Working Asst Supervisor	\$58,693.68	0.00	14.00	\$0.00	\$18,112.73	\$3,355.20	\$80,161.61
Kennell, Sharon N	Physical Therapist Assistant	\$60,382.23	0.00	12.00	\$0.00	\$18,384.54	\$1,719.13	\$80,485.90
Kerr, Sean C	Technology Specialist - Level II	\$58,354.76	15.00	14.00	\$0.00	\$19,405.48	\$750.00	\$78,510.24
Knollenberg, Holly N	Food Service Manager 12 Month	\$55,065.00	15.00	20.00	\$0.00	\$25,442.54	\$1,000.00	\$81,507.54
Knudson, Kendel	Occupational Therapist	\$79,808.67	0.00	12.00	\$0.00	\$20,768.62	\$5,377.37	\$105,954.66
Kruse, Jeremy W	Custodial Manager - 6-12	\$68,000.00	15.00	16.00	\$0.00	\$28,781.45	\$0.00	\$96,781.45
Kuebrich, Jennifer L	Occupational Therapist	\$86,388.90	0.00	12.00	\$0.00	\$22,653.16	\$5,772.67	\$114,814.73
Little, Jason S	Special Maintenance General	\$64,185.12	0.00	14.00	\$0.00	\$18,266.38	\$3,605.20	\$86,056.70
Mattocks, Danny P	Special Maintenance Day Delivery	\$58,693.68	0.00	14.00	\$0.00	\$18,060.04	\$2,835.20	\$79,588.92
McBurney, Troy A	Special Maintenance Day Groundskeeper	\$64,185.12	0.00	14.00	\$0.00	\$18,366.41	\$4,125.20	\$86,676.73
Melton, Jerry D	Warehouse Mechanic	\$74,563.06	0.00	14.00	\$0.00	\$21,741.70	\$3,684.52	\$99,989.28
Merritt, Chad Alan	Special Maintenance - General - Carpenter	\$62,305.92	0.00	14.00	\$0.00	\$19,150.96	\$3,355.20	\$84,812.08
Montgomery, Craig A	Director of Custodial Operations	\$108,355.06	15.00	18.00	\$0.00	\$30,853.06	\$0.00	\$139,208.12
Morton, Bryce Alan	Special Maintenance Day Groundskeeper	\$56,396.88	0.00	14.00	\$0.00	\$17,614.73	\$2,729.45	\$76,741.06
Morton, Jennifer M	Assistant Food Service Director	\$59,643.00	15.00	16.00	\$0.00	\$26,646.45	\$0.00	\$86,289.45
Mullen, Curtis D	Special Maintenance - General - Plumber	\$64,185.12	0.00	14.00	\$0.00	\$18,894.72	\$2,605.20	\$85,685.04
Myers, Kyle A	Special Maintenance Day Electrical	\$74,520.72	0.00	14.00	\$0.00	\$20,924.24	\$2,877.38	\$98,322.34
Nenne, Christopher J	Special Maintenance Day HVAC	\$64,185.12	0.00	14.00	\$0.00	\$22,192.86	\$4,333.20	\$90,711.18
Omachel, Candid	Director of Payroll and Benefits	\$90,000.00	15.00	16.00	\$0.00	\$33,255.42	\$0.00	\$123,255.42
Pacha, Zachary A	Special Maintenance Day Groundskeeper	\$61,074.00	0.00	14.00	\$0.00	\$19,059.91	\$3,875.20	\$84,009.11
Peoples, Derrick Lewis	Special Maintenance Day Delivery	\$58,693.68	0.00	14.00	\$0.00	\$18,139.07	\$2,835.20	\$79,667.95
Peterson, Megan	Human Resources - Generalist	\$74,200.00	15.00	16.00	\$0.00	\$30,301.31	\$0.00	\$104,501.31
Ratcliffe, Jeffery Allen	Special Maintenance Wed to Sun	\$61,074.00	0.00	14.00	\$0.00	\$20,190.62	\$3,527.13	\$84,791.75
Rech, Rudolph C	Special Maintenance Day Groundskeeper	\$72,328.32	0.00	14.00	\$0.00	\$20,045.87	\$2,085.20	\$94,459.39
Rewerts, JoAnna R	Director of Food Services	\$103,509.00	15.00	16.00	\$0.00	\$33,392.96	\$0.00	\$136,901.96
Richards, Douglas A	Systems Integration Analyst	\$64,003.33	10.00	14.00	\$0.00	\$19,038.02	\$0.00	\$83,041.35
Richardson, Micheal Curt	Attorney	\$180,000.00	15.00	18.00	\$0.00	\$71,502.72	\$7,000.00	\$258,502.72
Rockwell, Thomas K	Director of Facilities	\$102,500.00	15.00	20.00	\$0.00	\$35,552.99	\$1,250.00	\$139,302.99
Salazar, Ramon G	Special Maintenance Day Groundskeeper	\$61,074.00	0.00	14.00	\$0.00	\$10,304.45	\$3,875.20	\$75,253.65
Schumer, David C	Technology Coordinator	\$69,452.88	15.00	16.00	\$0.00	\$20,475.08	\$0.00	\$89,927.96

203

**2024-2025 IMRF Compensation Report
McLean County USD 5**

Name	Position Description	Base Salary	Vacation Days	Sick Days	Bonuses	Other Benefits	Other Compensation	Total Compensation
Sharp, Tana Jean	Admin Assistant - Building 12 Month	\$57,100.00	20.00	15.00	\$0.00	\$19,752.09	\$750.00	\$77,602.09
Smith, Nicholas Ray	Technology Specialist - Level II	\$60,454.91	15.00	14.00	\$0.00	\$18,345.52	\$0.00	\$78,800.43
Smock, Eddie J	Custodian Day	\$53,160.48	0.00	14.00	\$0.00	\$18,758.30	\$4,347.15	\$76,265.93
Sparrow, Elizabeth A	Admin Assistant - Curriculum & Instruction	\$56,000.00	20.00	15.00	\$0.00	\$17,780.86	\$3,000.00	\$76,780.86
Spera, Cory P	Home Interventionist	\$59,613.46	0.00	13.00	\$0.00	\$17,237.45	\$61.48	\$76,912.39
Stanley, Mary A	Admin Assistant - Production/Technology	\$65,478.40	20.00	15.00	\$0.00	\$19,017.11	\$1,000.00	\$85,495.51
Stauffer, Dennis William	Special Maintenance Day HVAC	\$64,185.12	0.00	14.00	\$0.00	\$20,572.44	\$3,333.20	\$88,090.76
Turczyn, Kylee J	Food Service Manager 12 Month	\$55,120.00	15.00	16.00	\$0.00	\$25,501.61	\$0.00	\$80,621.61
Uchtorff, Kerry K	Student Information Systems Analyst Technician	\$62,418.95	15.00	14.00	\$0.00	\$21,419.16	\$0.00	\$83,838.11
Walls, Mikaila	Human Resources Generalist	\$72,000.00	15.00	16.00	\$0.00	\$26,848.62	\$0.00	\$98,848.62
Weakly, Shelly	Physical Therapist	\$85,554.85	0.00	12.00	\$0.00	\$21,755.35	\$281.60	\$107,591.80
Wheeler, Nickey E	Special Maintenance Day HVAC	\$61,679.52	0.00	14.00	\$0.00	\$19,598.50	\$4,893.20	\$86,171.22
Wilcox, Heather A	Special Maintenance - Groundskeeper/Horticulturist	\$68,131.44	0.00	14.00	\$0.00	\$19,433.73	\$3,645.20	\$91,210.37
Yerke, Molly	Human Resources Generalist	\$62,000.00	15.00	16.00	\$0.00	\$27,993.23	\$0.00	\$89,993.23
Zobel, Daniel B	Senior System Administrator	\$91,665.65	15.00	14.00	\$0.00	\$23,942.33	\$0.00	\$115,607.98

204

Exhibit - Request for Dissolution of Student Activity Fund

To be submitted to the Business Manager

Permission is hereby requested to dissolve a Student Activity Fund for the purposes below:

School Name Normal West

Student Activity Fund Name Class of 2025

1. The balance of the Student Activity Fund is \$ 0

2. Reason for dissolution: Class graduated, funds transferred to other accounts

3. The balance in the fund is to be transferred to:

Account Title	Account Number
---------------	----------------

4. **Authorized Signatures:**

The following individuals authorized the dissolution of this fund:

Abigail Purnell
Student Representative Faculty Advisor

[Signature]
Principal

This request was approved by the Board of Education on _____

Business Manager Date