

# McLean County Unit District No. 5 Board of Education Regular Meeting Agenda

Wednesday, September 20, 2023

Public Session - 6:30pm (Sign up for public comments will be open from 5:15pm - 6:15pm)

Normal West High School

501 N Parkside Rd

Normal, IL 61761

---

## 1. CALL TO ORDER AND ROLL CALL

## 2. ADJOURN TO CLOSED SESSION(5:15p.m.)

**Recommended motion:** Move to adjourn to closed session to discuss the following matter according to the exceptions provided in the Open Meetings Act and specified as follows:

- 2(c)(1) The appointment, employment, compensation, discipline, performance, or dismissal of specific employees of the public body or legal counsel for the public body, including hearing testimony on a complaint lodged against an employee of the public body or against legal counsel for the public body to determine its validity and
- 2(c)(8) Security procedures, school building safety and security, and the use of personnel and equipment to respond to an actual, a threatened, or a reasonably potential danger to the safety of employees, students, staff, the public, or public property and
- 2(c)(9) Student disciplinary cases.

## 3. RECESS

## 4. RETURN TO PUBLIC SESSION

## 5. PLEDGE OF ALLEGIANCE

## 6. FOCUS ON STUDENTS AND GOOD NEWS REPORTS

A Good News - ACT SO

## 7. PUBLIC HEARING

A Public Hearing of the 2023-2024 Budget

1 Comments Regarding Public Hearing

## 8. SUPERINTENDENT COMMENTS

## 9. PUBLIC COMMENTS

## 10. REPORTS

A 1st Reading of Board Agreements

3

B 1st Reading of Board Policies, Administrative Procedures and Exhibits

1 Section 1 - School District Organization

a. Policy 1.10 District Legal Status

10

2 Section 2: Board of Education

a. Policy 2.70 Vacancies on the Board - Filling Vacancies

11

b. Policy 2.260 Uniform Grievance Procedure

12

3 Section 3 - General School Administration

a. Policy 3.30 Chain of Command

17

4 Section 4: Operational Services

a. Administrative Procedure 4.170-AP1 Comprehensive Safety and Security Program

18

5 Section 5: Personnel

a. Policy 5.10 Equal Employment Opportunity

27

b. Policy 5.20 Workplace Harassment Prohibited

30

c. Policy 5.50 Drug and Alcohol Free Workplace; Tobacco Prohibition

34

d. Policy 5.230 Maintaining Student Discipline

38

e. Policy 5.260 Student Teachers

39

f. Policy 5.285 Drug and Alcohol Testing For School Bus and Commercial Vehicle Drivers

42

6 Section 6: Instruction

a. Policy 6.10 Educational Philosophy	43
b. Policy 6.30 Organization of Instruction	44
c. Policy 6.100 Using Animals in the Educational Program	45
d. Policy 6.135 Accelerated Placement Program	46
e. Policy 6.145 Migrant Students	48
f. Policy 6.170 Title I Programs	49
g. Policy 6.190 Co-Curricular Activities	51
h. Administrative Procedure 6.135-AP1 Accelerated Placement Program Procedures	52
<b>7 Section 7: Students</b>	
a. Policy 7.20 Harassment of Students Prohibited	58
b. Policy 7.180 Prevention of and Response to Bullying, Intimidation, and Harassment	61
c. Administrative Procedure 7.190-AP6 Guidelines for Investigating Sexting Allegations	66
<b>C Requests for Information Pursuant to the Illinois Freedom of Information Act</b>	
<b>The District has received and processed the following requests for information:</b>	
1 FOIA List 09.20.23	71
<b>11. ACTION</b>	
<b>A Resolution to Adopt the 2023-2024 Budget for Community Unit District No. 5, McLean and Woodford Counties, Illinois</b>	<b>72</b>
<b>12. CONSENT AGENDA</b>	
<b>A Approval of Minutes</b>	
Minutes are not released for public viewing until approved by the Board of Education	
1 08.14.23 Closed Special Session Minutes	
2 08.14.23 Regular Minutes	
3 08.16.23 Closed Minutes	
4 08.16.23 Regular Minutes	
<b>B Personnel Matters</b>	<b>110</b>
<b>C Payment of Bills and Payrolls</b>	
1 Bills & Payroll Reports	116
<b>D Approve Finance Department Reports</b>	
1 July 2023 Financial Statements	191
2 August 2023 Financial Statements	199
<b>E Approve 2022-2023 IMRF Compensation and Benefits Report</b>	
1 <b>2023-2024 IMRF Compensation and Benefits Report</b>	<b>207</b>
<b>F Approve 2022-2023 Salary and Benefits Report for Unit 5 Administrators and Certified Teachers</b>	
1 <b>2023-2024 Salary and Benefits Report for Unit 5 Administrators and Certified Teachers</b>	<b>208</b>
<b>G Approve Purchase of Campus Optimizer under the Omnia Partners Cooperative Purchasing Agreement at Kingsley Junior High School.</b>	<b>226</b>
<b>H Approve Requests for Authorization to Use Fire Prevention and Safety Funds</b>	
1 CJHS Amendment #41	230
2 NCHS Amendment #37	234
3 Eagle Road Resource Center Amendment #3	238
4 NCWHS Amendment #55	242
5 NCWHS Amendment #56	246
<b>I Activity Fund Establishment</b>	<b>251</b>
<b>J Approve Overnight Trip Request</b>	<b>252</b>
<b>13. BOARD REPRESENTATIVE COMMITTEE MEETING REPORTS, ANNOUNCEMENTS AND COMMENTS</b>	
<b>14. ADJOURNMENT</b>	

***McLean County Unit District 5***  
***Board Agreements***  
***Updated August 25, 2023***

The Board of Education recognizes that we are leaders elected by the McLean and Woodford Counties, Unit District 5 community to act, at all times, in the best interest of the students while providing sound stewardship of committed resources to the community. We will serve and conduct ourselves as role models through a cooperative working relationship, actively displaying respect at all times and exemplifying our District Mission to: **educate each student to achieve personal excellence**. These board agreements have been established to remind all Board members of our collective responsibility.

**Board Member Roles & Responsibilities**

- We understand that our primary role is to ensure and implement sound governance for the success of the District.
- We employ the Superintendent who is solely responsible and accountable to the Board for “day to day” operations, achievement of district goals and the success of the District.
- We will speak with “one voice” to the superintendent. We will reach majority consensus when directing the superintendent or clarifying required information/research.
- We will govern the District, based on input from the community, with a focus on the future, results and continuous improvement.
- We will encourage and respect collective discussion and diverse viewpoints when making decisions.
- We will encourage trust between and among board members, and the superintendent.
- We will create a safe environment for the productive exchange of ideas.
- We will sincerely listen and seek to understand the viewpoints of others.
- We will hold one another accountable to these agreements.

*2:20 Powers and duties of the School Board*

*2.80 Board Member Oath and Conduct*

**Board Orientation**

- We support a robust onboarding process which includes engagement with other Board members, as well as the superintendent and staff as specified in our policy.

*2:120 Board member development*

**Board members listening to concerns from the community and staff**

- We will maintain an awareness that we are recognized as leaders in the community and must always be aware that the community views us as Board members in any setting.
- We understand that our comments will impact the views of community stakeholders.
- Board members will be trauma informed in their decisions and behavior, and will promote diversity, equity, and inclusion in their decisions.
- Board members will acknowledge that students are not products, they are human beings with inherent value.
- Complaints received from staff or the community will be directed through the appropriate chain of command, or to the superintendent and board president.

- o Board members will listen carefully, remembering they are only hearing one side of the story.
- o We will speak to the person and clarify that a Board member has no individual authority to intervene or resolve a concern.
- o We will advise those with concerns to speak with the most appropriate staff member in the District, able to help them resolve their concerns, following the Chain of Command.
- o We will inform the superintendent of both positive and negative comments that could be of importance to the community. The superintendent will address any concerns and follow-up with the entire board, as appropriate.
- o Board members can ensure that complaints are addressed by following up on complaints that they have shared with district staff, the superintendent, or the board president.
- The superintendent will serve as the spokesperson for the district.
- The board president will serve as the spokesperson for the board.

*2:140 Communications to and from the Board*

*2:260 Uniform Grievance Procedure*

*8:110 Public Suggestions & Complaints*

### **Board member request for information/questions**

- Requests or questions shall go directly to the Superintendent for disposition.
- The superintendent will delegate retrieval of information and set the time frame for the response.
- We will not contact individual staff members, as that action interferes with District operations.
- The board expects to receive regular communication from the superintendent every week via email when school is in session and to be notified by email as soon as possible for:
  - o School emergency (lockdown, fire, etc.)
  - o Bus accident
  - o Student emergency (arrest, injury, death)
  - o Staff emergency (arrest, injury, death)
- While board members may request additional information on a topic, we will self-monitor to ensure one person's request for information does not divert an inappropriate amount of time from staff efforts to achieve district goals.
- Should the superintendent determine that a request for information may require more than 20 minutes for his/her staff to fulfill, he/she may bring the request to the board for a consensus that he/she should proceed.
- The superintendent will provide all board members the same information when responding to an individual member's request for information. The philosophy is "one gets information, we all get information."
- The superintendent will set the time frame for gathering a response as balance against the current needs of the District.

*2:130 Board/Superintendent Relationship*

## **Board Member Requests for Action**

- We understand that the only authority to direct action rests with the full board sitting at the board table during a duly called open meeting.
- A majority vote sets the direction.
- When a majority of the board, sitting in a formal setting, requests action, it will be made relative to the intended results, not the methods used to achieve those results.
- Superintendent should ensure that staff does not communicate premature board decisions to stakeholders without knowledge or certainty from the board.

### *2:220 School Board Meeting Procedure*

## **No Surprises**

- Members of the board and the superintendent agree to timely communication so that neither side is surprised during the meetings or between meetings.
- Avoiding surprises is paramount in displaying respect for all District administration and the community.

### *2:130 Board Superintendent Relationship*

## **Preparing for Board Meetings**

- Board members will come to the meeting prepared to discuss items on the agenda.
- We understand our responsibility to prepare for meetings and to timely and effectively communicate our concerns either to the Superintendent to Board President prior to any meeting.
- Board members may request that items be placed on the agenda by emailing the board president and superintendent 6 days prior to the board meeting. The board of the whole will agree to put an item on a future agenda before significant staff time is expended.
- Board members expect to receive board packets and supporting documentation 5 days before the scheduled board meeting.
- The board's agenda is an expression of what the board understands its work to be and how it intends to pursue that work. The agenda will be a cooperative effort of the board president and superintendent.
- The board president will meet with the Superintendent the Thursday before the board meeting to review and approve the draft agenda. For succession planning, the Board Vice President will be invited and may attend.
- The board will contact the superintendent with any questions about agenda items or supporting materials preferably 24 hours before the scheduled board meeting, but by noon of the day of the board meeting at the latest.
- We will give the superintendent time to research any questions that need clarification about agenda items and will not surprise the superintendent or administration during board meetings. Similarly, individual board members may request additional time to understand the full details prior to voting on an issue.
- A consent agenda will be used for items not requiring discussion.
- Any board member may ask to have an item pulled from the consent agenda to allow for discussion or individual consideration. The board member will notify the board president by

the Monday prior to the Wednesday meeting of the intent, or as soon as possible, to pull an item off of consent and what additional information may be required.

- Pulled consent items will be discussed after the consent agenda vote.

### **Use of electronic communication**

We agree to the following statement regarding use of electronic communication:

- Board members are encouraged to check their district email at least every other day.
- All board members will use their district email account for all district emails.
- Board members will be judicious in their use of electronic communication and understand that most electronic communication are subject to the Freedom of Information Act and as such can be made public.
- In compliance with the Open Meetings Act, we will not “reply to all” to any district communication. We will place “do not reply all” in the body and/or subject of the electronic communication.
- The Board President will respond to electronic communication on behalf of the board as a whole and will inform the board when there has been communication. In the Board president’s absence, the Vice President will respond.
- When an individual board member’s electronic communication response to a community member may be interpreted as board opinion or direction, the board member will copy the board president and superintendent.

### **During the Board Meeting**

We agree to the following:

1) Agenda Postings:

- Meetings agendas will be made available to the public by posting the agenda at the meeting site, posting the agenda on the district website and providing appropriate notice to the press.

*2.200 Types of Board Meetings*

*2.220 School Board Meeting Procedure*

2) Public Comment:

- We recognize that board meetings are meetings of the board, held in public, not open-forum town-hall meetings. We will keep this in mind as we conduct our meetings, allowing the public to provide input at the designated time allotted on the agenda to ensure that multiple voices of the community are heard.
- We recognize that the board president will summarize the procedure for public comment, prior to receiving comments from the public.
- We recognize the superintendent is the board’s default designee to coordinate any required response to the public comment and will apprise the Board accordingly.

*2:230 Public Comments at Board meetings and Petitions to the Board*

3) Meeting conduct and efficiency:

- We will come prepared to board meetings having read the packet and done any homework that was requested.

- We will take individual responsibility for staying focused and on topic during both open and closed session meetings.
- The board president will ensure that only one person speaks at time and that each member has an equal opportunity to participate.
- We will model the behaviors expected of students, staff and community members.
- We will demonstrate an awareness and appreciation for diversity, recognizing the salient impact of board decisions on various student populations.
- We will respectfully express opinions and respect the opinions of others.
- We will listen to each other and staff respectfully and not engage in any sidebar conversations.
- We will monitor for compliance with the open meetings act and board policy and hold one another accountable.
- We will refrain from taking a position on an issue until all relevant information is presented.
- The board president will use “point of order” to interrupt and get a meeting back on track, as needed.
- Focus of the board meetings will be on board work and not administrative/staff work.
  - Is the item to celebrate a success?
  - Is the item a policy decision?
  - Is the item something that requires board action?
  - Is the item needed to ensure accountability/monitoring?
- We will not make long, unnecessary speeches
- We will not engage the audience during board meetings
- We will be prepared to discuss committee reports, as needed.

#### 4) Voting Method:

- When a vote is taken upon any measure before the board, with a quorum being present, a majority of the votes cast determines the outcome.
- We will respect the right of other members to vote differently on an issue.
- We encourage one another to explain the reasons for their vote, either during deliberation, or before casting the vote.

#### 5) After the meeting:

- We will support and not undermine the majority decisions of the board.
- We will refrain from inappropriate conduct in making public statements on social media and will refrain from any disparagement of fellow board members or staff and will not undermine/criticize board decisions.
- We will abide by the confidentiality laws of closed sessions.
- We will ensure that all documents, records, reports, are processed and maintained in accordance with applicable laws, regulations and policies.
- We will not violate the Open Meetings Act number limit (3 board members) when having a conversation outside of a board meeting.
- In coordination with district staff, board committee minutes will be posted.

### **Speaking with one voice**

- We recognize that no board members or subset of the Board of Education has the authority to act or speak on behalf of the board, without the consent of the board.

- We recognize the relationship between the superintendent and any individual board members is collegial, not hierarchical and is based on mutual respect for their complementary roles.
- We recognize the superintendent is accountable only to the full Board of Education.
- We have a right to disagree with the decision of the board, but will support the board in its decision by abiding by the will of the majority.
- We understand the importance of speaking with one clear voice to both the Superintendent and the community.
- No individual board member other than the board president, has the authority to act or speak on behalf of the Board, without the consent of the Board.

#### *2.80 Board Member Oath and Conduct*

### **The Board Takes Responsibility for Itself**

- We agree to participate in an annual workshop to complete a board-self-evaluation and review our governance team agreement and processes.
- We agree to hold one another accountable for our board agreements.
- Board members will treat each other and staff with respect.
- The board expects that the superintendent and staff will treat all board members with respect.

#### *2:120 Board Member Development*

### **The Board President**

- We understand that the board is a group of seven equals and the board president is the first in line of equals.
- We agree to take full responsibility for our board activity and our behavior.
- The board president's role is to facilitate the work of the board and its ability to comply with its working agreements and mutual expectations.
- The board president will also assume some responsibility for facilitating the relationship between the superintendent and the board.
- In accordance with board policy, the board elects a President from its members for a 1-year term, conducted at the board meeting in April. A candidate must receive a majority of the votes cast, in order to be elected.

#### *2:110 Qualifications, Terms and Duties of Board Officers*

### **Confidentiality**

- We will, at all times, respect the confidentiality of privileged information and will not divulge conversations, discussions or deliberations that take place during a closed session meeting.
- We will take no private actions that might compromise the board or administration

#### *2.80 Board Member Oath and Conduct*

### **Site Visit Agreements**

- Board members understand the importance of and are strongly encouraged to attend school events (sporting events, fine arts events and community events) *as a spectator* as their time permits.

- We understand that if a board member seeks to visit a school in an official Board capacity, that member shall:
  - Discuss with the superintendent the purpose (official capacity) and best time to visit.
  - As a courtesy, notify the building principal of the visit.
  - Check-in with the office staff upon arrival
  - Follow campus guidelines for visitors (sign in, guest badge, escort, etc).
  - Respect staff time and allow staff to perform their duties
  - Not evaluate staff
  - Not give any direction to any staff or students
  - Not accept gifts (other than nominal tokens) or favors from any district employee.
- When visiting with teachers of our own children, we will make it clear that we are acting as parents, rather than board members.
- If we observe an issue, upon visiting a building or campus, the concern will be communicated to the superintendent.

### District Legal Status

The Illinois Constitution requires the State to provide for an efficient system of high-quality public educational institutions and services in order to achieve the educational development of all persons to the limits of their capabilities.

The General Assembly has implemented this mandate through the creation of school districts. The District is governed by the laws for school districts serving a resident population of not fewer than 1,000 and not more than 500,000.

The Board constitutes a body corporate that possesses all the usual powers of a corporation for public purposes, and in that name may sue and be sued, purchase, hold and sell personal property and real estate, and enter into such obligations as are authorized by law.

#### History

On May 8, 1948, voters in an area comprised of all or part of Bloomington, Danvers, Dry Grove, Hudson, Money Creek, Normal, Towanda, and White Oak Townships, approved the formation of a new unit district to be known as Community Unit School District No. 5 of McLean County, Illinois. On July 1, 1948, the 7 elected members of the Board of Education officially organized and adopted policies to provide direction for the administration of the District.

Areas of Dale and Old Town Townships, and Sections of Kansas and Montgomery Townships in Woodford County, became part of the District in 1954 and the name of the District, commonly referred to as McLean County Unit District No. 5, was officially changed to:

### **Community Unit School District No. 5, McLean and Woodford Counties, Illinois**

LEGAL REF.: Ill. Constitution, Art. X, Sec. 1.  
105 ILCS 5/10-1 *et seq.*

CROSS REF.: 2.10 ([School District Governance](#)), 2.20 ([Powers and Duties of the School Board; Indemnification](#))

Adopted: August 9, 1995  
Reviewed: ~~August 2017~~ [September 2023](#)  
Amended: August 9, 2017

---

**Vacancies on the Board – Filling Vacancies**

Vacancy

Elective office of a Board member becomes vacant before the term's expiration when any of the following occurs:

1. Death of the incumbent,
2. Resignation in writing filed with the Secretary of the Board,
3. Legal disability,
4. Conviction of a felony, bribery, perjury, or other infamous crime, or of any offense involving a violation of official oath or of a violent crime against a child,
5. Removal from office,
6. The decision of a competent tribunal declaring his or her election void,
7. Ceasing to be an inhabitant of the District or a particular area from which he or she was elected, if the residential requirements contained in the School Code are violated,
8. An illegal conflict of interest, or
9. Acceptance of a second public office that is incompatible with Board membership.

Filling Vacancies

Whenever a vacancy occurs, the remaining members shall notify the Regional Superintendent of Schools of that vacancy within five days after its occurrence and shall fill the vacancy until the next regular Board election, at which election a successor shall be elected to serve the remainder of the unexpired term. However, if the vacancy occurs with less than 868 days remaining in the term or less than 88 days before the next regularly scheduled election, the person so appointed shall serve the remainder of the unexpired term, and no election to fill the vacancy shall be held. Members appointed by the remaining members of the Board to fill vacancies shall meet any residential qualifications as specified in the School Code i.e. membership is restricted to a maximum of 3 members from any congressional township; the appointed member does not need to reside in the same congressional township as the vacating member. The Board shall fill the vacancy within ~~45~~ 60 days after it occurred by a public vote at a meeting of the Board.

Immediately following a vacancy on the Board, the Board shall publicize it and accept résumés from District residents who are interested in filling the vacancy. After reviewing the applications, the Board may invite the prospective candidates for personal interviews to be conducted during duly scheduled closed meetings.

LEGAL REF.: 105 ILCS, 5/10-10 and 5/10-11.  
CROSS REF.: 2.40 (Board Member Qualifications), 2.60 (Board Member Removal from Office), 2.120 (Board Member Development)  
~~ADMIN. PROC.:~~ 2.70-E1, 2.70-E2

Adopted: August 9, 1995  
Reviewed: ~~December 2016~~ September 2023  
Amended: January 18, 2017

---

### Uniform Grievance Procedure

A student, parent/guardian, employee, or community member should notify any District Complaint Manager if ~~he or she~~ the individual believes that the Board, its employees, or its agents have violated ~~his or her~~ the individual's rights guaranteed by the State or federal constitution, State or federal statute, or Board policy, or have a complaint regarding any one of the following:

1. Title II of the Americans with Disabilities Act, 42 U.S.C. §12101 et seq.
2. Title IX of the Education Amendments of 1972, 20 U.S.C. §1681 et seq., excluding Title IX sexual harassment complaints governed by policy 2-265, *Title IX Sexual Harassment Grievance Procedure*
3. Section 504 of the Rehabilitation Act of 1973, 29 U.S.C. §791 et seq.
4. Title VI of the Civil Rights Act, 42 U.S.C. §2000d et seq.
5. Equal Employment Opportunities Act (Title VII of the Civil Rights Act), 42 U.S.C. §2000e et seq.
6. Sexual harassment prohibited by the State Officials and Employees Ethics Act, 5 ILCS 430/70-5(a); Illinois Human Rights Act, 775 ILCS 5/; and Title VII of the Civil Rights Act of 1964, 42 U.S.C. §2000e et seq. (Title IX sexual harassment complaints are addressed under policy 2-265, *Title IX Sexual Harassment Grievance Procedure*)
7. Breastfeeding accommodations for students, 105 ILCS 5/10-20.60
8. Bullying, 105 ILCS 5/27-23.7
9. Misuse of funds received for services to improve educational opportunities for educationally disadvantaged or deprived children
10. Curriculum, instructional materials, and/or programs
11. Victims' Economic Security and Safety Act, 820 ILCS 180/
12. Illinois Equal Pay Act of 2003, 820 ILCS 112/
13. Provision of services to homeless students
14. Illinois Whistleblower Act, 740 ILCS 174/
15. Misuse of genetic information prohibited by the Illinois Genetic Information Privacy Act, 410 ILCS 513/; and Titles I and II of the Genetic Information Nondiscrimination Act, 42 U.S.C. §2000ff et seq.
16. Employee Credit Privacy Act, 820 ILCS 70/

The Complaint Manager will first attempt to resolve complaints without resorting to this grievance procedure. If a formal complaint is filed under this policy, the Complaint Manager will address the complaint promptly and equitably. A student and/or parent/guardian filing a complaint under this policy may forego any informal suggestions and/or attempts to resolve it and may proceed directly to this grievance procedure. The Complaint Manager will not require a student or parent/guardian complaining of any form of harassment to attempt to resolve allegations directly with the accused (or the accused's parents/guardians); this includes mediation.

#### Right to Pursue Other Remedies Not Impaired

The right of a person to prompt and equitable resolution of a complaint filed under this policy shall not be impaired by the person's pursuit of other remedies, e.g., criminal complaints, civil actions, etc. Use of this grievance procedure is not a prerequisite to the pursuit of other remedies and use of this grievance procedure does not extend any filing deadline related to the pursuit of other remedies. If a person is pursuing another remedy subject to a complaint under this policy, the District will continue with a simultaneous investigation under this policy.

Deadlines

All deadlines, under this policy may be extended by the Complaint Manager as ~~he or she~~ the Complaint Manager deems appropriate. As used in this policy, *school business days* means days on which the District's main office is open.

Filing a Complaint

A person (hereinafter Complainant) who wishes to ~~avail him or herself~~ utilize of this grievance procedure may do so by filing a complaint with any District Complaint Manager. The Complainant shall not be required to file a complaint with a particular Complaint Manager and may request a Complaint Manager of the same gender. The Complaint Manager may request the Complainant to provide a written statement regarding the nature of the complaint or require a meeting with the student's parents/guardians. The Complaint Manager shall assist the Complainant as needed.

For any complaint alleging bullying and/or cyber-bullying of students, the Complaint Manager shall process and review the complaint according to Board policy 7.180, *Prevention of and Response to Bullying, Intimidation, and Harassment*, in addition to any response required by this policy. For any complaint alleging sexual harassment or other violation of Board policy 5.20, *Workplace Harassment Prohibited*, the Complaint Manager shall process and review the complaint according to that policy in addition to any response required by this policy.

Investigation Process

The Complaint Manager will investigate the complaint or appoint a qualified person to undertake the investigation on ~~his or her~~ the Complaint Manager's behalf. The Complaint Manager shall ensure both parties have an equal opportunity to present evidence during an investigation. If the Complainant is a student under 18 years of age, the Complaint Manager will notify ~~his or her~~ the student's parents/guardians that they may attend any investigatory meetings in which their child is involved. The complaint and identity of the Complainant will not be disclosed except:

- 1) as required by law, this policy, or any collective bargaining agreement;
- 2) as necessary to fully investigate the complaint; or
- 3) as authorized by the Complainant.

The identity of any student witnesses will not be disclosed except:

- 1) as required by law, this policy, or any collective bargaining agreement;
- 2) as necessary to fully investigate the complaint; or
- 3) as authorized by the parent/guardian of the student witness, or by the student if the student is 18 years of age or older.

The Complaint Manager will inform, at regular intervals, the person(s) filing a complaint under this policy about the status of the investigation. Within 30 school business days after the date the complaint was filed, the Complaint Manager shall file a written report of ~~his or her~~ the Complaint Manager's findings with the Superintendent. The Complaint Manager may request an extension of time.

The Superintendent will keep the Board informed of all complaints.

If a complaint contains allegations involving the Superintendent or Board member(s), the written report shall be filed directly with the Board, which will make a decision in accordance with paragraph four of the following section of this policy.

Decision and Appeal

Within five school business days after receiving the Complaint Manager's report, the Superintendent shall mail ~~his or her~~ the Superintendent's written decision to the Complainant and the accused by certified mail, return receipt requested, and/or personal delivery as well as to the Complaint Manager. All decisions shall be based upon the *preponderance of evidence* standard.

Within 10 school business days after receiving the Superintendent's decision, the Complainant or the accused may appeal the decision to the Board by making a written request to the Complaint Manager. The Complaint Manager shall promptly forward all materials relative to the complaint and appeal to the Board.

Within 30 school business days after an appeal of the Superintendent's decision, the Board shall affirm, reverse, or amend the Superintendent's decision or direct the Superintendent to gather additional information. Within five school business days of the Board's decision, the Superintendent shall inform the Complainant and the accused of the Board's action.

For complaints containing allegations involving the Superintendent or Board member(s), within 30 school business days after receiving the Complaint Manager's or outside investigator's report, the Board shall mail its written decision to the Complainant and the accused by certified mail, return receipt requested, and/or personal delivery as well as to the Complaint Manager.

This policy shall not be construed to create an independent right to a hearing before the Superintendent or Board. The failure to strictly follow the timelines in this grievance procedure shall not prejudice any party.

Appointing Nondiscrimination Coordinator and Complaint Managers

The Superintendent shall appoint a Nondiscrimination Coordinator to manage the District's efforts to provide equal opportunity employment and educational opportunities and prohibit the harassment of employees, students, and others. The Nondiscrimination Coordinator also serves as the District's Title IX Coordinator.

The Superintendent shall appoint at least one Complaint Manager to administer this policy. If possible, the Superintendent will appoint two Complaint Managers, ~~one~~ of each different genders. The District's Nondiscrimination Coordinator may be appointed as one of the Complaint Managers.

The Superintendent shall insert into this policy and keep current the names, office addresses, email addresses, and telephone numbers of the Nondiscrimination Coordinator and Complaint Managers.

<b>Nondiscrimination <del>—Coordinator and: Complaint Manager:</del></b>	Name: M. Curt Richardson
	Address: 1809 <del>West-W.</del> Hovey Ave., Normal, IL 61761
	Email: <u>richardmc@unit5.org</u>
	Telephone: (309) 557-4082

<b>Complaint Managers:</b>	Name: <del>Roger Baldwin</del> <u>Monica Wilks</u>
	Address: 1809 <del>West-W.</del> Hovey Ave., Normal, IL 61761

Email: [baldwinr@unit5.org](mailto:baldwinr@unit5.org)  
Telephone: (309) 557-40264041

Name: [Dr. Kristal Shelvin](#)  
Address: [1809 W. Hovey Ave., Normal, IL 61761](#)  
Email: [shelvik@unit5.org](mailto:shelvik@unit5.org)  
Telephone: [\(309\) 557-4035](#)

LEGAL REF.: 8 U.S.C. §1324a et seq., Immigration Reform and Control Act.  
20 U.S.C. §1232g, Family Education Rights Privacy Act.  
20 U.S.C. §1400, The Individuals with Disabilities Education Act.  
20 U.S.C. §1681 et seq., Title IX of the Education Amendments; 34 C.F.R. Part 106.  
29 U.S.C. §206(d), Equal Pay Act.  
29 U.S.C. §621 et seq., Age Discrimination in Employment Act.  
29 U.S.C. §791 et seq., Rehabilitation Act of 1973.  
29 U.S.C. §2612, Family and Medical Leave Act.  
42 U.S.C. §2000d et seq., Title VI of the Civil Rights Act.  
42 U.S.C. §2000e et seq., Equal Employment Opportunities Act (Title VII of the Civil Rights Act).  
42 U.S.C. §2000ff et seq., Genetic Information Nondiscrimination Act.  
42 U.S.C. §11431 et seq., McKinney-Vento Homeless Assistance Act.  
42 U.S.C. §12101 et seq., Americans With Disabilities Act.  
105 ILCS 5/2-3.8, 5/3-10, 5/10-20, 5/10-20.5, 5/10-20.7a, 5/10-20.60, 5/10-20.69, 5/10-20.75 (final citation pending), 5/10-22.5, 5/22-19, 5/24-4, 5/27-1, 5/27-23.7, and 45/1-15.  
5 ILCS 415/10(a)(2), Government Severance Pay Act.  
5 ILCS 430/70-5(a), State Officials and Employees Ethics Act.  
410 ILCS 513/, Ill. Genetic Information Privacy Act.  
740 ILCS 174/, Whistleblower Act.  
740 ILCS 175/, Ill. False Claims Act.  
775 ILCS 5/, Ill. Human Rights Act.  
820 ILCS 180/, Victims' Economic Security and Safety Act; 56 Ill. Admin. Code Part 280.  
820 ILCS 112/, Equal Pay Act of 2003.  
820 ILCS 70/, Employee Credit Privacy Act, 70/10(b), and 70/2523 Ill. Admin. Code §§1.240, 200.40, 226.50, and 226.570.

CROSS REF.: 2.105 ([Ethics and Gift Ban](#)), 2.265 ([Title IX Sexual Harassment Grievance Procedure](#)), 5.10 ([Equal Employment Opportunity](#)), 5.20 ([Workplace Harassment Prohibited](#)), 5.30 ([Hiring Process and Criteria](#)), 5.90 ([Abused and Neglected Child Reporting](#)), 6.120 ([Education of Children with Disabilities](#)), 6.140 ([Education of Homeless Children](#)), 6.170 ([Title I Programs](#)), 6.260 ([Complaints About Curriculum, Instructional Materials, and Programs](#)), 7.10 ([Equal Educational Opportunities](#)), 7.15 ([Student and Family Privacy Rights](#)), 7.20 ([Harassment of Students Prohibited](#)), 7.180 ([Prevention of and Response to Bullying, Intimidation, and Harassment](#)), 7.185 ([Teen Dating Violence Prohibited](#)), 7.310 ([Restrictions on Publications; Elementary Schools](#)), 7.315 ([Restrictions on Publications; High Schools](#)), 8.70 ([Accommodating Individuals with Disabilities](#)), 8.95 ([Parental Involvement](#)), 8.110 ([Public Suggestions and Concerns](#))

Adopted: April 15, 1985  
Reviewed: ~~January 2022~~ [September 2023](#)  
Amended: March 9, 2022



### Chain of Command

The Superintendent shall develop an organizational chart indicating the channels of authority and reporting relationships for school personnel. These channels should be followed, and no level should be by-passed except in unusual situations.

All personnel should refer matters requiring administrative action to the responsible administrator, and may appeal a decision to a higher administrative officer. Whenever possible, each employee should be responsible to only one immediate supervisor. When this is not possible, the division of responsibility must be clear.

CROSS REF.: 1.20 (District Organization, Operations, and Cooperative Agreements), 2.140  
(Communications To and From the Board), 3.70 (Succession of Authority), 8.110  
(Public Suggestions and Concerns)

ADMIN. PROC.: ~~3.30-AP1~~

Adopted: September 13, 1995

Reviewed: ~~January 2014~~ September 2023

Amended: March 11, 2009

---

**Administrative Procedure - Comprehensive Safety and Security Program**

**Contents**

- A. Safety and Security Related Policies, Administrative Procedures, and Forms
  - B. Definitions
  - C. Director of Safety and Security and District Safety Team; Responsibilities
  - D. Annual Safety Review
  - E. School Safety Drill Plan
  - F. District Emergency Operations Plan (EOP) Template
  - G. Material to be Included in Each Building EOP
  - H. Managing Communications About an Emergency
  - I. Required Notices
  - J. Resources
- Attachment A – Emergency Operations Plan Format

**A. Safety and Security Related Policies, Administrative Procedures, and Forms**

Administrative material on school safety and security may be implemented under this plan, including, without limitation, any in the following list.

- 4.60-AP3 Criminal History Records Check of Contractor Employees
- 4.110-AP1 School Bus Post-Accident Checklist
- 4.110-AP3 School Bus Safety Rules
- 4.110-E Emergency Medical Information for Students Having Special Needs or Medical Conditions Who Ride School Buses
- 4.160-AP Environmental Quality of Buildings and Grounds
- 4.170-AP1, E1 Incident Report Form
- 4.170-AP1, E2 Memo to Staff Members Regarding Contacts by Media About a Crisis
- 4.170-AP2 Routine Communications Concerning Safety and Security
- 4.170-AP2, E1 Letter to Parents/Guardians Regarding Student Safety
- 4.170-AP2, E2 Letter to Parents/Guardians Regarding the Dangers of Underage Drinking
- 4.170-AP2, E3 Letter to Parents/Guardians About Disruptive Social Media Apps; Dangers
- 4.170-AP4 National Terrorism Advisory System
- 4.170-AP5 Unsafe School Choice Option
- 4.170-AP6 Plan for Responding to a Medical Emergency at a Physical Fitness Facility with an AED
- 4.170-AP6, E1 School Staff AED Notification Letter
- 4.170-AP6, E2 Notification to Staff and Parents/Guardians of CPR and AED Video
- 4.170-AP8 Movable Soccer Goal Safety
- 4.175-AP1 Criminal Offender Notification Laws; Screening
- 4.175-AP1, E1 Informing Parents/Guardians About Offender Community Notification Laws
- 4.180-AP1 School Action Steps for Pandemic Influenza or Other Virus/Disease
- 4.180-AP2 Pandemic Influenza Surveillance and Reporting
- 4.190 Targeted School Violence Prevention Program
- 4.190-AP1 Targeted School Violence Prevention Program
- 4.190-AP1, E1 Targeted School Violence Prevention Program Resources
- 4.190-AP2 Threat Assessment Team (TAT)
- 4.190-AP2, E1 Principles of Threat Assessment
- 4.190-AP2, E2 Threat Assessment Documentation
- 4.190-AP2, E3 Threat Assessment Key Areas and Questions; Examples
- 4.190-AP2, E4 Responding to Types of Threats
- 4.190-AP2, E5 Threat Assessment Case Management Strategies

Adopted: October 28, 2009

Reviewed: ~~August 2022~~ September 2023

Amended: September 21, 2022

- 4.190-AP2, E6; Targeted School Violence Prevention and Threat Assessment Education
- 6.235-E4 Keeping Yourself and Your Kids Safe On Social Networks
- 6.235-E5 Children's Online Privacy Protection Act
- 7.280-AP1 Managing Students with Communicable or Infectious Diseases
- 7.290-AP1 Resource Guide for Implementation of Suicide and Depression Awareness and Prevention Program

**B. Definitions**

*EOP* is an all hazards Emergency Operations Plan (formerly Crisis Plan). Each school or facility has an EOP.

*First responders* are local law enforcement, fire department officials, emergency medical services personnel, and any other entity in the community that provides emergency assistance.

*Incident* means any event or occurrence that threatens the safety and security of individuals on school property or at school events.

*Director of Safety and Security* is the individual who manages the District's safety and security efforts, chairs District's Safety Team meetings, and coordinates the District's response during an emergency.

*District Safety Team* is the Superintendent's administrative committee that is responsible for planning, development, review, implementation, and revision of the District's safety initiatives.

*SRO* means school resource officer, defined as a law enforcement officer who has been primarily assigned to a school or school district under an agreement with a local law enforcement agency.

**C. Director of Safety and Security and District Safety Team; Responsibilities**

The Director of Safety and Security:

1. ensures compliance with laws related to safety including the School Safety Drill Act, Joint Rules of the Office of the State Fire Marshall and the Illinois State Board of Education: School Emergency and Crisis Response Plans, NIMS;
2. manages the District's safety and security efforts, remaining current on best practices;
3. chairs District Safety Team meetings; and
4. coordinates the District's response during an emergency.

The Superintendent appoints members of the District's Safety Team, with input from the Director of Safety and Security. The District Safety Team is a multi-disciplinary team consisting of the Director of Safety and Security, the Attorney for the District, and representatives from the following groups:

1. District administration;
2. Building administration;
3. Teachers;
4. Nurses;
5. School resource officers;
6. Local law enforcement;
7. Local fire department;
8. Emergency management officials;
9. District Technology Department;
10. Paraprofessionals;
11. Maintenance and custodians;
12. Food Service; and

13. Other school and community partners.

The District Safety Team:

1. advises and assists the Director of Safety and Security on safety and emergency issues;
2. plans, develops, implements, reviews, and revises the District's all-hazards Emergency Operations Plan (EOP) template consistent with Presidential Policy Directive (PPD) 8, the National Incident Management System (NIMS), Incident Command System (ICS), the Guide for Developing High-Quality School Emergency Operations Plans (2013), at [www.rems.ed.gov/docs/REMS\\_K-12\\_Guide\\_508.pdf](http://www.rems.ed.gov/docs/REMS_K-12_Guide_508.pdf);
3. plans, develops, and conducts training exercises, including tabletop exercises, drills, functional exercises, and full-scale exercises; and
4. conducts the Annual Safety Review.

District Safety Team meetings are held as determined by the Director of Safety and Security but no less than once per year. The following matters are suggested agenda items:

Review purposes of District Safety Team

Review planning principles and process

Review and revise threats and hazards, goals and objectives, and courses of action in District EOP template

Review and revise goals and objectives for threats and hazards

Review and revise courses of action for threats and hazards

Committee reports and recommendations including:

- Safety and security data from incidents, investigations, audits, etc.
- Recommendations received from stakeholders and first responders
- Emerging issues
- Status of EOPs
- Status of safety and security communication systems

Plan training exercises

Safety Team training

#### **D. Annual Safety Review**

The Director of Safety and Security facilitates the annual safety review meeting conducted by the School Board or its designee, as required by 105 ILCS 128/25, amended by P.A.s 101-455 and 102-395, and 128/30. During the annual safety review, the law requires the School Board or its designee to "review each school building's emergency and crisis response plans, protocols, and procedures, including procedures regarding the District's threat assessment team, [the efficacy and effects of law enforcement drills](#), and each building's compliance with the school safety drill programs." If the school board uses a designee, it should preferably be someone other than the Director of Safety and Security to assure an unbiased audit. The Director of Safety and Security assists the Board or its designee to comply with annual review requirements, including without limitation, the completion of a report certifying that the review took place. See the Ill. State Board of Education (ISBE) website for an annual review checklist and report at [www.isbe.net/Pages/School-Emergency-and-Crisis-Response-Plan-Guide.aspx](http://www.isbe.net/Pages/School-Emergency-and-Crisis-Response-Plan-Guide.aspx). The Open Meetings Act (OMA) allows the Board to enter closed session to discuss security procedures, school building safety and security, and the use of personnel and equipment to respond to an actual, a threatened, or a reasonably potential danger to the safety of employees, students, staff, the public, or public property (5 ILCS 120/2(c)(8)). Consult the Attorney for the District for assistance with this OMA exception.

#### **E. School Safety Drill Plan**

The School Safety Drill Act (105 ILCS 128/, amended by P.A.s 101-455, ~~and 102-395,~~ and 102-791) and any implementing State administrative rules contain the requirements for the District's safety drills and shall supersede this procedure in the event of a conflict.

Adopted: October 28, 2009

Reviewed: ~~August 2022~~ [September 2023](#)

Amended: September 21, 2022

The Building Principal shall keep the Director of Safety and Security informed of when drills are scheduled and/or accomplished. ISBE's fillable School Drill Documentation form for documenting the completion of minimum drill requirements may be used (see [www.isbe.net/Documents/91-02\\_school\\_drill\\_documentation.pdf](http://www.isbe.net/Documents/91-02_school_drill_documentation.pdf)).

Each academic year, each school building that houses school children must conduct a minimum of:

**Three school evacuation drills** - These drills prepare students and personnel for situations that occur when conditions outside of a school building are safer than inside a school building. Evacuation may be necessary, depending on the circumstances, in the event of fire, presence of a suspicious item or person, incident involving a hazardous material, including but not limited to a chemical, incendiary, explosive, and bomb threat.

One of the three school evacuation drills requires the participation of the appropriate local fire department or district, unless waived as provided below. A date is selected according to the following timeline:

- No later than **September 1** of each year, each local fire department or fire district must contact the Building Principal in order to make arrangements.
- No later than **September 14** of each year, the Building Principal or designee and the local fire department or fire district may agree to waive the provisions concerning participation by the local fire department or district in a school evacuation drill.
- No later than **September 15** of each year, each Building Principal or designee must contact the responding local fire official and propose to the local fire official four dates within the month of October, during at least two different weeks of October, on which to hold the drill. The fire official may choose any of the 4 available dates, and if he or she does so, the drill occurs on that date.
- Alternatively, the Building Principal or designee and the local fire official may, by mutual agreement, set any other date for the drill, including a date outside of the month of October.
- If the fire official does not select one of the four offered dates in October or set another date by mutual agreement, the school does not need to include the local fire service in one of its mandatory school evacuation drills.

After a drill in which the local fire service participated, the principal should request certification from the local fire service that the school evacuation drill was conducted. Additional school evacuation drills for fire incidents may involve the participation of the appropriate local fire department or district. In addition, schools may conduct additional school evacuation drills to account for other evacuation incidents, including without limitation, suspicious items or bomb threats.

**One school bus evacuation drill** - This drill prepares students and school personnel for situations that occur when conditions outside of the bus are safer than inside the bus. Evacuation may be necessary, depending on the circumstances, in the event of a fire, presence of suspicious items, and incidents involving hazardous materials. Schools may conduct additional bus evacuation drills.

In addition, instruction on safe bus riding practices should be provided for all students. See 4.110-AP3, *School Bus Safety Rules*.

**One severe weather and shelter-in-place drill** - This drill prepares students for situations involving severe weather emergencies or the release of external gas or chemicals. Severe weather and shelter-in-place drills must address and prepare students and school personnel for possible tornado incidents. Other drills shall be based on the needs and environment of particular communities, including severe weather (such as, tornadoes, wind shears, lightning, and earthquakes), incidents involving hazardous materials, and incidents involving weapons of mass destruction.

**One law enforcement lockdown drill** - This drill addresses a school shooting incident and evaluates the preparedness of school personnel and students for situations calling for the involvement of law enforcement when there is an active threat or an active shooter within a school building. A law enforcement lockdown drill must occur no later than 90 days after the first day of each school year. This drill must be conducted: (a) according to the

District's emergency operations and crisis response plan(s), (b) on days and times when students are normally present in the school building, and (c) with the participation of all school personnel and students present at school at the time of the drill, except for those exempted at the discretion of administrators or school support personnel. The appropriate local law enforcement agency must observe administration of the drill.

Schools must notify parents/guardians in advance of any lockdown drill that involves student participation, and must allow parents/guardians to exempt their child from participating for any reason. For students who do not participate in the lockdown drill, districts must provide alternative safety education and instruction related to an active threat or active shooter event. For students who do participate in the lockdown drill, districts must allow them to ask questions related to it. See Administrative Procedure 4.170-AP2, E5, *Notice to Parent/Guardian of Lockdown Drill; Opt-Out*. In addition, a law enforcement lockdown drill must meet each of the following criteria:

- During each calendar year, the appropriate local law enforcement agency contacts the Building Principal to request participation in the law enforcement lockdown drill. The Building Principal and the local law enforcement agency shall set, by mutual agreement, a date for the drill.
- The lockdown drill involves the onsite participation of the local law enforcement agency, provided that an agreeable date can be reached between the Building Principal and the local law enforcement agency. If the parties cannot reach an agreeable date, the school shall hold the drill without participation from the local law enforcement agency.
- After a drill in which local law enforcement participated, the Building Principal should request a certification from local law enforcement that the law enforcement lockdown drill was conducted. The local law enforcement agency shall also notify the school of any deficiencies noted during the drill.
- The lockdown drill cannot include any simulations that mimic an actual school shooting incident or active shooter event. Law enforcement may only run an active shooter simulation, including simulated gun fire drills, on school days when students are not present.
- All lockdown drills must be announced in advance to all school personnel and students prior to the commencement of the drill.
- Lockdown drill content must be age and developmentally appropriate, and must include trauma-informed approaches to address the concerns and well-being of school personnel.
- Lockdown drills must include and involve school personnel, including school-based mental health professionals.

The Director of Safety and Security, in cooperation with the Building Principal, shall encourage local law enforcement agencies to establish a school walk-through program. This program encourages local law enforcement officials to walk through school properties during their patrols with the goal of increasing security (school districts are encouraged, but not mandated, to do this by House Resolution 153 (98th General Assembly, 2013)).

#### **F. District Emergency Operations Plan (EOP) Template**

The District Safety Team shall develop, implement, and maintain a District EOP template using the process below, as explained in FEMA's Guide ~~to~~for Developing High-Quality School Emergency Operations Plans (2013), at [www.rems.ed.gov/docs/REMS\\_K-12\\_Guide\\_508.pdf](http://www.rems.ed.gov/docs/REMS_K-12_Guide_508.pdf):

1. Develop a schedule and invite the participation of first responders.
2. Identify threats and hazards, assess risks, and prioritize threats and hazards.
3. Determine goals and objectives.
4. Develop, review, evaluate, and maintain the EOP.
5. Share the EOP with stakeholders and train them. This includes, without limitation, having the EOP accessible in a digital format.

The EOP shall be in the format suggested by and explained in FEMA's Guide for Developing High-Quality School Emergency Operations Plans (2013), at [www.rems.ed.gov/docs/REMS\\_K-12\\_Guide\\_508.pdf](http://www.rems.ed.gov/docs/REMS_K-12_Guide_508.pdf). See also The Role

of Districts in Developing High-Quality School Emergency Operations Plans: A Companion to the School Guide (2019), at: [https://rems.ed.gov/docs/District\\_Guide\\_508C.pdf](https://rems.ed.gov/docs/District_Guide_508C.pdf); and the **Attachment** to this procedure.

### **G. Material to be Included in Each Building EOP**

The District Safety Team annually gathers and/or renews the following material for inclusion in the EOP:

1. District-level Targeted School Violence Prevention Plan. See Board policy 4:190, *Targeted School Violence Prevention Program*, and 4:190-AP1, *Targeted School Violence Prevention Program*.
2. Building-level Threat Assessment Team procedures. See 4:190-AP2, *Threat Assessment Team (TAT)*.
3. Building evacuation protocol. The Building Principal or designee shall: (a) keep a comprehensive evacuation map - describing main and alternate routes - in the main office, (b) post signs containing main and alternate evacuation routes for each occupied area in a conspicuous place, preferably near the exit, (c) prepare evacuation plans for outdoor areas (playgrounds and stadiums), and (d) keep all staff informed of the evacuation plans.
4. Documents concerning safety drills. The Principal shall schedule, execute, and document safety drills as per the School Safety Drill Act (105 ILCS 128/, amended by P.A.s 101-455, [102-395](#), and [102-791](#)) and this procedure.
5. Maps and layouts, including: (a) campus map, (b) building floor plan, (c) location of first aid kits, AEDs, bleeding control kits, and fire extinguishers, and (d) map or plan describing the areas to be used in the event of an emergency or crisis for triage, emergency helicopter landing, media center, non-victim students, and parents/guardians. The Safety Team or Principal shall annually give a copy of these to first responders.
6. A protocol to secure a list of people present in the building at any time.
7. Tornado response plan, including a map showing tornado wall locations (105 ILCS 128/25).
8. Carbon monoxide alarm or detector activation plans, protocols and procedures (105 ILCS 5/10-20.57 and 430 ILCS 135/).
9. The safety equipment's maintenance schedule and the person(s) responsible.
10. An emergency early dismissal protocol.
11. A plan for inviting warnings or tips, e.g., a hotline or website for individuals to make anonymous tips.
12. A protocol for student supervision in the event of an emergency or crisis.
13. A safety patrol plan (105 ILCS 5/10-22.28).
14. Bicycle use rules.
15. Roadway and parking rules.
16. Procedures on student illness and injuries at school and school events (23 Ill. Admin. Code §1.530(c)).
17. A plan for giving students instructions on safe school bus riding practices, including the operation and use of emergency doors and windows (as a means of escape), seat belts, and fire extinguisher (105 ILCS 128/20(b)). The District's parent-teacher advisory committee, in cooperation with school bus personnel, establishes and maintains bus safety rules (105 ILCS 5/10-20.14). See 4:110-AP3, *School Bus Safety Rules*.
18. Safety and security related administrative material. See section A, above.
19. The location of any door security locking means and the use of the locking and unlocking means from within and outside the room(s) (105 ILCS 5/10-20.72, added by P.A. 101-548 [and renumbered by P.A. 102-558](#)).
20. Other documents identified by the Safety Team.

### **H. Managing Communications About an Emergency**

The Director of Communications and Community Relations, with assistance from the Director of Safety and Security and District Safety Team, is responsible for compiling information and preparing communications concerning an emergency. The Director of Communications and Community Relations serves as the spokesperson during an

Adopted: October 28, 2009

Reviewed: ~~August 2022~~ [September 2023](#)

Amended: September 21, 2022

emergency. All District communications should come from this source to ensure accuracy, credibility, and compliance with laws granting confidentiality to student records.

The spokesperson shall follow best practices for spokespersons during an emergency and receive training on public relations. The Director of Safety and Security and Attorney for the District serve as resources to the spokesperson. The objective is:

- To provide the maximum amount of verified information to staff members, students' family members, and the media as quickly as possible,
- While simultaneously respecting student privacy and complying with laws granting confidentiality to student records (Ill. School Student Records Act, 105 ILCS 10/; Family Educational Rights and Privacy Act, 20 U.S.C. §1232g). See 7:340-AP1, *School Student Records*.

All staff members are requested to refrain from spreading information about an emergency unless the information is from the Director of Communications and Community Relations. All inquiries should be directed to the spokesperson.

Everyone in the school community can positively affect an emergency situation by:

1. Avoiding speculation as to the cause.
2. Avoiding allocation of blame.
3. Helping school and law enforcement officials gather the facts.
4. Sticking to the facts during discussions.
5. Deferring all media requests to the spokesperson.
6. Comforting and supporting each other.

#### **I. Required Notices**

A school staff member shall immediately notify the Building Principal when he or she:

1. Observes any person in possession of a firearm on or around school grounds; however, such action may be delayed if immediate notice would endanger students under his or her supervision. 105 ILCS 5/10-27.1A(a).
2. Has reason to suspect that any person on school grounds is or was involved in a drug-related incident. 105 ILCS 5/10-27.1B.
3. Observes an attack on any staff member or is subject to an attack. 105 ILCS 5/10-21.7, amended by P.A. 102-894.

Upon receiving a report on any of ~~the No. 1~~ above, the Building Principal or designee shall immediately notify local law enforcement. In addition, upon receiving a report on any of the above Nos. 1-3, the Building Principal or designee must notify the Superintendent or Designee. See 3:60-E, *Event Reporting and Notice Requirements for Building Principals Concerning School Safety and Security*.

~~In addition, he or she must notify~~ Upon receiving a report of Nos. 1-3, above, the Superintendent or designee shall immediately notify local law enforcement, and, within one to three days of the incident's occurrence, one or both of them must notify the Ill. Dept. of State Police (ISP). Notification to the ISP may be accomplished using The Superintendent will also report incidents involving attacks on staff members to ISBE through its web-based School Incident Reporting System (SIRS) as they occur during the year and no later than August 1 for the preceding school year. 105 ILCS 5/10-21.7, amended by P.A. 102-894 to report incidents electronically. SIRS is available at [www.isbe.net/Pages/School-Incident-Reporting-System.aspx](http://www.isbe.net/Pages/School-Incident-Reporting-System.aspx) or by going to ISBE's home page and accessing the District's Web Application Security (IWAS) account.

#### **J. Resources**

Guide for Developing High-Quality School Emergency Operations Plans: At a Glance  
[www.rems.ed.gov/K12GuideForDevelHQSchool.aspx](http://www.rems.ed.gov/K12GuideForDevelHQSchool.aspx)

Guide for Developing High-Quality School Emergency Operations Plans [www.rems.ed.gov/docs/REMS\\_K-12\\_Guide\\_508.pdf](http://www.rems.ed.gov/docs/REMS_K-12_Guide_508.pdf)

The Role of Districts in Developing High-Quality School Emergency Operations Plans: A Companion to the School Guide [https://rems.ed.gov/docs/District\\_Guide\\_508C.pdf](https://rems.ed.gov/docs/District_Guide_508C.pdf)

Readiness and Emergency Management for Schools (REMS) Technical Assistance (TA) Center Tool Box [www.rems.ed.gov/toolbox.aspx](http://www.rems.ed.gov/toolbox.aspx)

ALICE (Alert, Lockdown, Inform, Counter, Evacuate) Training Institute [www.alicetraining.com](http://www.alicetraining.com)

SBE/OSFM All Hazard Preparedness Guide for Illinois Schools [www.isbe.net/Pages/School-Emergency-and-Crisis-Response-Plan-Guide.aspx](http://www.isbe.net/Pages/School-Emergency-and-Crisis-Response-Plan-Guide.aspx)

Illinois Emergency Management Agency (IEMA) [www2.illinois.gov/ready/Pages/default.aspx](http://www2.illinois.gov/ready/Pages/default.aspx)

Schools/Campus – Resources, including School Safety Information Sharing [www2.illinois.gov/ready/plan/Pages/Schools.aspx](http://www2.illinois.gov/ready/plan/Pages/Schools.aspx)

Safe2Help Illinois, designed to offer students a safe, confidential way in which to share information that might help prevent suicides, bullying, school violence, or other threats to school safety, [www.safe2helpil.com/](http://www.safe2helpil.com/)

Illinois Terrorism Task Force (ITTF) [www2.illinois.gov/iema/ITTF/Pages/default.aspx](http://www2.illinois.gov/iema/ITTF/Pages/default.aspx)

National Association of School Psychologists (NASP) - Recommendations for Comprehensive School Safety and Crisis Policies [www.nasponline.org/resources-and-publications/resources/school-safety-and-crisis](http://www.nasponline.org/resources-and-publications/resources/school-safety-and-crisis)

U.S. Secret Service (USSS) National Threat Assessment Center [www.secretservice.gov/protection/ntac](http://www.secretservice.gov/protection/ntac)

Bomb Threat Response Planning Tool, developed by the U.S. Dept. of Justice's Bureau of Alcohol, Tobacco, Firearms and Explosives and the U.S. Dept. of Education's Office of Safe and Drug Free Schools [www.threatplan.org/default.htm](http://www.threatplan.org/default.htm)

School Crisis Guide - Help and Healing in a Time of Crisis, published by NEA Health Information Network [www.nea.org/resource-library/neas-school-crisis-guide](http://www.nea.org/resource-library/neas-school-crisis-guide)

**Attachment A**

**School Emergency Operations and Crisis Response Plan Format**

Basic Plan

- |  |  |
|--|--|
| 1. Introductory Material                               | 3. Concept of Operations                               |
| 1.1 Promulgation Document and Signatures               | 4. Organization and Assignment of Responsibilities     |
| 1.2 Approval and Implementation                        | 5. Direction, Control, and Coordination                |
| 1.3 Record of Changes                                  | 6. Information Collection, Analysis, and Dissemination |
| 1.4 Record of Distribution                             | 7. Training and Exercises                              |
| 1.5 Table of Contents                                  | 8. Administration, Finance, and Logistics              |
| 2. Purpose, Scope, Situation Overview, and Assumptions | 9. Plan Development and Maintenance                    |
| 2.1 Purpose  | 10. Authorities and References                         |
| 2.2 Scope  |  |
| 2.3 Situation Overview                                 |  |
| 2.4 Planning Assumptions                               |  |

Functional Annexes

**Note:** This is not a complete list, but it is recommended that all SEOCRPs include at least the following functional annexes:

- |                               |                                    |
|-------------------------------|------------------------------------|
| 1. Communications             | 6. Reunification                   |
| 2. Evacuation                 | 7. Continuity of Operations (COOP) |
| 3. Shelter-in-Place           | 8. Security                        |
| 4. Lockdown                   | 9. Recovery                        |
| 5. Accounting for All Persons | 10. Health and Medical             |

Threat- or Hazard-Specific Annexes

**Note:** This is not a complete list. Each school's annexes will vary based on its hazard analysis.

- |                                 |                                 |
|---------------------------------|---------------------------------|
| 1. Hurricane or Severe Storm    | 5. Mass Casualty Incident       |
| 2. Earthquake                   | 6. Active Shooter               |
| 3. Tornado                      | 7. Pandemic or Disease Outbreak |
| 4. Hazardous Materials Incident |                                 |

**General Personnel – Equal Employment Opportunity**

The District shall provide equal employment opportunities to all persons regardless of their race; color; creed; religion; national origin; sex; sexual orientation; age; ancestry; marital status; arrest record; military status; order of protection status; unfavorable military discharge; citizenship status provided the individual is authorized to work in the United States; work authorization status; use of lawful products while not at work; being a victim of domestic violence, sexual violence, gender violence, or any other crime of violence; genetic information; physical or mental handicap or disability, if otherwise able to perform the essential functions of the job with reasonable accommodation; pregnancy, childbirth, or related medical conditions; credit history, unless a satisfactory credit history is an established bona fide occupational requirement of a particular position; conviction record, unless authorized by law; or other legally protected categories.

No one will be penalized solely for ~~his or her~~ the person's status as a registered qualifying patient or a registered designated caregiver for purposes of the Compassionate Use of Medical Cannabis Program Act, 410 ILCS 130/.

Persons who believe they have not received equal employment opportunities should report their claims to the Nondiscrimination Coordinator and/or a Complaint Manager for the Uniform Grievance Procedure. These individuals are listed below. No employee or applicant will be discriminated against because ~~he or she~~ the employee:

- (1) requested, attempted to request, used, or attempted to use a reasonable accommodation as allowed by the Illinois Human Rights Act; ~~or~~
- (2) initiated a complaint, was a witness, supplied information, or otherwise participated in an investigation or proceeding involving an alleged violation of this policy or State or federal laws, rules or regulations, provided the employee or applicant did not make a knowingly false accusation nor provide knowingly false information.

Administrative Implementation

The Superintendent shall appoint a Nondiscrimination Coordinator for personnel who shall be responsible for coordinating the District's nondiscrimination efforts. The Nondiscrimination Coordinator may be the Superintendent or a Complaint Manager for the Uniform Grievance Procedure. The Nondiscrimination Coordinator also serves as the District's Title IX Coordinator. The Superintendent shall insert into this policy the names, office addresses, email addresses, and telephone numbers of the District's current Nondiscrimination Coordinator and Complaint Managers.

<b>Nondiscrimination —Coordinator and: Complaint Manager:</b>	Name: M. Curt Richardson Address: 1809 <del>West W.</del> Hovey Ave., Normal, IL 61761 Email: <a href="mailto:richardmc@unit5.org">richardmc@unit5.org</a> Telephone: (309) 557-4082
---	---

<b>Complaint Managers:</b>	Name: <del>Roger Baldwin</del> <u>Monica Wilks</u> Address: 1809 <del>West W.</del> Hovey Ave., Normal, IL 61761 Email: <del>baldwinr@unit5.org</del> <u>wilksm@unit5.org</u> Telephone: (309) 557- <del>4026</del> <u>4041</u>
----------------------------	--

Adopted: April 23, 1997  
Reviewed: ~~March-September~~ 2023  
Amended: April 26, 2023

Name: Dr. Kristal Shelvin  
Address: 1809 ~~West W.~~ Hovey Ave., Normal, IL 61761  
Email: shelvik@unit5.org  
Telephone: (309) 557-4035

The Superintendent shall also use reasonable measures to inform staff members and applicants that the District is an equal opportunity employer, such as, by posting required notices and including this policy in the appropriate handbooks.

#### Minority Recruitment

The District will attempt to recruit and hire minority employees. The implementation of this policy may include advertising openings in minority publications, participating in minority job fairs, and recruiting at colleges and universities with significant minority enrollments. This policy, however, does not require or permit the District to give preferential treatment or special rights based on a protected status without evidence of past discrimination.

LEGAL REF.: 8 U.S.C. §1324a et seq., Immigration Reform and Control Act.  
20 U.S.C. §1681 et seq., Title IX of the Education Amendments of 1972; 34 C.F.R. Part 106.  
29 U.S.C. §206(d), Equal Pay Act.  
29 U.S.C. §621 et seq., Age Discrimination in Employment Act.  
29 U.S.C. §791 et seq., Rehabilitation Act of 1973.  
38 U.S.C. §4301 et seq., Uniformed Services Employment and Reemployment Rights Act (1994).  
42 U.S.C. §1981 et seq., Civil Rights Act of 1991.  
42 U.S.C. §2000e et seq., Title VII of the Civil Rights Act of 1964, implemented by 29 C.F.R. Part 1601.  
42 U.S.C. §2000ff et seq., Genetic Information Nondiscrimination Act of 2008.  
42 U.S.C. §2000d et seq., Title VI of the Civil Rights Act of 1964.  
42 U.S.C. §2000e(k), Pregnancy Discrimination Act.  
42 U.S.C. §12111 et seq., Americans with Disabilities Act, Title I.  
Ill. Constitution, Art. I, §§17, 18, and 19.  
105 ILCS 5/10-20.7, 5/10-20.7a, 5/10-21.1, 5/10-22.4, 5/10-23.5, 5/22-19, 5/24-4, 5/24-4.1, and 5/24-7.  
410 ILCS 130/40, Compassionate Use of Medical Cannabis Program Act.  
410 ILCS 513/25, Genetic Information Protection Act.  
740 ILCS 174/, Ill. Whistleblower Act.  
775 ILCS 5/1-103, 5/2-101, 5/2-102, 5/2-103, 5/2-103.1, 5/2-104(D), and 5/6-101, Ill. Human Rights Act.  
775 ILCS 35/, Religious Freedom Restoration Act.  
820 ILCS 55/10, Right to Privacy in the Workplace Act.  
820 ILCS 70/, Employee Credit Privacy Act.  
820 ILCS 75/, Job Opportunities for Qualified Applicants Act.  
820 ILCS 112/, Ill. Equal Pay Act of 2003.  
820 ILCS 180/30, Victims' Economic Security and Safety Act.  
820 ILCS 260/, Nursing Mothers in the Workplace Act.

CROSS REF.: 2.260 (Uniform Grievance Procedure), 2.265 (Title IX Sexual Harassment Grievance Procedure), 5.20 (Workplace Harassment Prohibited), 5.30 (Hiring

Adopted: April 23, 1997  
Reviewed: ~~March-September~~ 2023  
Amended: April 26, 2023

Process and Criteria), 5.40 (Communicable and Chronic Infectious Disease), 5.50 (Drug- and Alcohol-Free Workplace; E-Cigarette, Tobacco, and Cannabis), 5.70 (Religious Holidays), 5.180 (Temporary Illness or Temporary Incapacity), 5.200 (Terms and Conditions of Employment and Dismissal), 5.250 (Vacation, Holidays, and Leaves of Absence), 5.270 (Employment At-Will, Compensation, and Assignment), 5.300 (Schedules and Employment Year), 5.330 (Vacation, Holidays, and Leaves), 7.10 (Equal Educational Opportunities), 7.180 (Prevention of and Response to Bullying, Intimidation, and Harassment), 8.70 (Accommodating Individuals with Disabilities)

### **General Personnel – Workplace Harassment Prohibited**

The District expects the workplace environment to be productive, respectful, and free of unlawful discrimination, including harassment. District employees shall not engage in harassment or abusive conduct on the basis of an individual's actual or perceived race, color, religion, national origin, ancestry, sex, sexual orientation, age, citizenship status, work authorization status, disability, pregnancy, marital status, order of protection status, military status, or unfavorable discharge from military service, nor shall they engage in harassment or abusive conduct on the basis of an individual's other protected status identified in Board policy 5.10, *Equal Employment Opportunity and Minority Recruitment*. Harassment of students, including, but not limited to, sexual harassment, is prohibited by Board policies 2.260, *Uniform Grievance Procedure*; 2:265, *Title IX Sexual Harassment Grievance Procedure*; 7.20, *Harassment of Students Prohibited*; 7:180, *Prevention of and Response to Bullying, Intimidation, and Harassment*; and 7:185, *Teen Dating Violence Prohibited*.

The District will take remedial and corrective action to address unlawful workplace harassment, including sexual harassment.

#### Sexual Harassment Prohibited

The District shall provide a workplace environment free of verbal, physical, or other conduct or communications constituting harassment on the basis of sex as defined and otherwise prohibited by State and federal law. The District provides annual sexual harassment prevention training in accordance with State law.

District employees shall not make unwelcome sexual advances or request sexual favors or engage in any unwelcome conduct of a sexual nature when: (1) submission to such conduct is made either explicitly or implicitly a term or condition of an individual's employment; (2) submission to or rejection of such conduct by an individual is used as the basis for employment decisions affecting such individual; or (3) such conduct has the purpose or effect of substantially interfering with an individual's work performance or creating an intimidating, hostile, or offensive working environment. Sexual harassment prohibited by this policy includes, but is not limited to, verbal, physical, or other conduct. The terms intimidating, hostile, or offensive include, but are not limited to, conduct that has the effect of humiliation, embarrassment or discomfort. Sexual harassment will be evaluated in light of all the circumstances.

#### Making a Report or Complaint

Employees and *nonemployees* (persons who are not otherwise employees and are directly performing services for the District pursuant to a contract with the District, including contractors, and consultants) are encouraged to promptly report information regarding violations of this policy. Individuals may choose to report to a person of the individual's same gender. Every effort should be made to file such reports or complaints as soon as possible, while facts are known and potential witnesses are available.

Aggrieved employees, if they feel comfortable doing so, should directly inform the person engaging in the harassing conduct or communication that such conduct or communication is offensive and must stop.

Whom to Contact with a Report or Complaint

An employee should report claims of harassment, including making a confidential report, to any of the following: the employee's immediate supervisor, the Building Principal, an administrator, the Nondiscrimination Coordinator, and/or a Complaint Manager. Employees may also report claims using Board policy 2.260, *Uniform Grievance Procedure*. If a claim is reported using Board policy 2.260, the Complaint Manager shall process and review the claim according to that policy, in addition to any response required by this policy.

The Superintendent shall insert into this policy the names, office addresses, email addresses, and telephone numbers of the District's current Nondiscrimination Coordinator and Complaint Managers. The Nondiscrimination Coordinator also serves as the District's Title IX Coordinator.

**Nondiscrimination  
—Coordinator and:  
Complaint Manager:**

Name: M. Curt Richardson  
Address: 1809 West Hovey Ave., Normal, IL 61761  
Email: richardmc@unit5.org  
Telephone: (309) 557-4082

**Complaint Managers:**

Name: ~~Roger Baldwin~~ Monica Wilks  
Address: 1809 ~~West W.~~ Hovey Ave., Normal, IL 61761  
Email: ~~baldwinr@unit5.org~~ wilksm@unit5.org  
Telephone: (309) 557-4026

Name: Dr. Kristal Shelvin  
Address: 1809 ~~West W.~~ Hovey Ave., Normal, IL 61761  
Email: ~~shelvik@unit5.org~~  
Telephone: (309) 557-4035

Investigation Process

Any District employee who receives a report or complaint of harassment must promptly forward the report or complaint to the Nondiscrimination Coordinator or a Complaint Manager. Any employee who fails to promptly forward a report or complaint may be disciplined, up to and including discharge.

Reports and complaints of harassment will be confidential to the greatest extent practicable, subject to the District's duty to investigate and maintain a workplace environment that is productive, respectful, and free of unlawful discrimination, including harassment.

For any report or complaint alleging sexual harassment that, if true, would implicate Title IX of the Education Amendments of 1972 (20 U.S.C. §1681 et seq.), the Nondiscrimination Coordinator or designee shall consider whether action under policy 2:265, *Title IX Sexual Harassment Grievance Procedure*, should be initiated.

For any other alleged workplace harassment that does not require action under policy 2:265, *Title IX Sexual Harassment Grievance Procedure*, the Nondiscrimination Coordinator or a Complaint Manager or designee shall consider whether an investigation under policy 2:260, *Uniform Grievance Procedure*, and/or 5:120, *Employee Ethics; Code of Professional Conduct, and Conflict of Interest*, should be initiated, regardless of whether a written report or complaint is filed.

---

Reports That Involve Alleged Incidents of Sexual Abuse of a Child by School Personnel

An *alleged incident of sexual abuse* is an incident of sexual abuse of a child, as defined in 720 ILCS 5/11-9.1A(b), that is alleged to have been perpetrated by school personnel, including a school vendor or volunteer, that occurred: on school grounds during a school activity; or outside of school grounds or not during a school activity.

Any complaint alleging an incident of sexual abuse shall be processed and reviewed according to policy 5:90, *Abused and Neglected Child Reporting*. In addition to reporting the suspected abuse, the complaint shall also be processed under policy 2:265, *Title IX Sexual Harassment Grievance Procedure*, or policy 2:260, *Uniform Grievance Procedure*.

Enforcement

A violation of this policy by an employee may result in discipline, up to and including discharge. A violation of this policy by a third party will be addressed in accordance with the authority of the Board in the context of the relationship of the third party to the District, e.g., vendor, parent, invitee, etc. Any employee making a knowingly false accusation regarding harassment will likewise be subject to disciplinary action, up to and including discharge.

Retaliation Prohibited

An employee's employment, compensation, or work assignment shall not be adversely affected by complaining or providing information about harassment. Retaliation against employees for bringing complaints or providing information about harassment is prohibited (see Board policy 2:260, *Uniform Grievance Procedure*), and depending on the law governing the complaint, whistleblower protection may be available under the State Officials and Employees Ethics Act (5 ILCS 430/), the Whistleblower Act (740 ILCS 174/), and the Ill. Human Rights Act (775 ILCS 5/).

An employee should report allegations of retaliation to the employee's immediate supervisor, the Building Principal, an administrator, the Nondiscrimination Coordinator, and/or a Complaint Manager.

Employees who retaliate against others for reporting or complaining of violations of this policy or for participating in the reporting or complaint process will be subject to disciplinary action, up to and including discharge.

Recourse to State and Federal Fair Employment Practice Agencies

The District encourages all employees who have information regarding violations of this policy to report the information pursuant to this policy. The following government agencies are available to assist employees: the Ill. Dept. of Human Rights and the U.S. Equal Employment Opportunity Commission.

The Superintendent shall use reasonable measures to inform staff members, applicants, and nonemployees of this policy, which shall include posting on the District website and/or making this policy available in the District's administrative office, and including this policy in the appropriate handbooks.

LEGAL REF.: 42 U.S.C. §2000e et seq., Title VII of the Civil Rights Act of 1964; 29 C.F.R. §1604.11.  
20 U.S.C. §1681 et seq., Title IX of the Education Amendments of 1972; 34 C.F.R. Part 106.  
5 ILCS 430/70-5(a), State Officials and Employees Ethics Act.  
775 ILCS 5/2-101(E) and (E-1), 5/2-102(A), (A-10), (D-5), 5/2-102(E-5), 5/2-109, 5/5-102, and 5/5-102.2, Ill. Human Rights Act.  
56 Ill. Admin. Code Parts 2500, 2510, 5210, and 5220.  
Vance v. Ball State Univ., 570 U.S. 421 (2013).  
Crawford v. Metro. Gov't of Nashville & Davidson City., 555 U.S. 271 (2009).  
Jackson v. Birmingham Bd. Of Educ., 544 U.S. 167 (2005).  
Oncale v. Sundowner Offshore Servs., 523 U.S. 75 (1998).  
Burlington Indus. V. Ellerth, 524 U.S. 742 (1998).  
Faragher v. City of Boca Raton, 524 U.S. 775 (1998).  
Meritor Savings Bank v. Vinson, 477 U.S. 57 (1986).  
Porter v. Erie Foods Int, Inc., 576 F.3d 1021 (7th Cir. 2004).  
Williams v. Waste Mgmt., 361 F.3d 1021 (7th Cir. 2004).  
Berry v. Delta Airlines, 260 F.3d 803 (7th Cir. 2004).  
~~Dept.~~Sangamon Cnty. Sherriff's Dept. v. Ill. Human Rights Com'n, 232-233 Ill.2d 125 (Ill. 2009).

CROSS REF.: 2.260 (Uniform Grievance Procedure), 2.265 (Title IX Sexual Harassment Grievance Procedure), 4.60 (Purchases and Contracts), 5.10 (Equal Employment Opportunity), 5.90 (Abused and Neglected Child Reporting), 5.120 (Employee Ethics; Code of Professional Conduct; and Conflict of Interest), 7.20 (Harassment of Students Prohibited), 8.30 (Visitors to and Conduct on School Property)

**General Personnel – Drug- and Alcohol-Free Workplace; E-Cigarette, Vaping, Tobacco, and Cannabis Prohibition**

It is the policy of the District that the public has the reasonable right to expect all District employees to be free from the effects of drugs and alcohol while on duty or on District property and to observe the laws concerning the use of drugs and alcohol regardless of whether they are on duty, on District property, or at District events. The purposes of this policy shall be achieved in such a manner as not to violate any constitutional rights of employees.

All District property and events are drug- and alcohol-free places.

All employees are prohibited from:

1. Possessing, consuming, using, manufacturing, dispensing, distributing, or being impaired by or under the influence of alcohol or cannabis while on duty or on District property. Possession or distribution of medical cannabis by a school nurse or school administrator pursuant to Ashley's Law, 105 ILCS 5/22-33, is not prohibited;
2. Consuming, using, or being impaired by or under the influence of alcohol or cannabis while *on call*;
3. Being impaired by or under the influence of prescription medication or over the counter medication while on duty, on call, or on District property. ~~The District considers employees impaired by or under the influence of prescription medication or over the counter medication when there is a good faith belief that an employee manifests specific articulable symptoms while working that decrease or lessen the employee's performance of the duties or tasks of the employee's job position;~~
4. Possessing, selling, purchasing, delivering, manufacturing, dispensing, distributing, using, or being impaired by or under the influence of any illegal drug or controlled substance;

For purposes of this policy, an illegal drug or controlled substance means a substance that is:

1. Not legally obtainable;
2. Being used in a manner different than prescribed;
3. Legally obtainable, but has not been legally obtained; or
4. Referenced in federal or State controlled substance acts.

An employee is "on call" when the District schedules the employee with at least 24 hours' notice to be on standby or otherwise responsible for performing employment-related tasks either on District property or another previously-designated location.

The District considers an employee to be "impaired by or under the influence of" one of the substances listed above if the employee manifests specific, articulable symptoms while working that decrease or lessen the employee's performance of the duties or tasks of the employee's job position, including, but not limited to, symptoms of the employee's speech, physical dexterity, agility, coordination, demeanor, irrational or unusual behavior, or negligence or carelessness in operating equipment or machinery; disregard for the safety of the employee, students, or others, or involvement in any accident that results in serious damage to equipment or property; or carelessness that results in any injury to the employee, students, or others.

Adopted: August 13, 1991  
Reviewed: ~~December 2024~~ September 2023  
Amended: February 9, 2022

Page 1 of 4

Upon the Superintendent or designee's reasonable suspicion of an employee's violation of any of the prohibited activities stated above, the Superintendent or designee may direct the employee to undergo a drug and/or alcohol test to corroborate or refute the alleged violation. State law protects the District from liability when it takes actions pursuant to a reasonable workplace drug policy, including but not limited to subjecting an employee or applicant to reasonable drug and alcohol testing, reasonable and nondiscriminatory random drug testing, discipline, termination of employment, or withdrawal of a job offer due to a failure of a drug test.

For purposes of this policy, "District property" means workplace as defined in the Cannabis Regulation and Tax Act ("CRTA") in addition to District and school buildings, grounds, and parking areas; vehicles used for school purposes; and any location used for a School Board meeting, school athletic event, or other school-sponsored or school-sanctioned events or activities. "School grounds" means the real property comprising any school, any conveyance used to transport students to school or a school-related activity, and any public way within 1,000 feet of any school ground, designated school bus stops where students are waiting for the school bus, and school-sponsored or school-sanctioned events or activities. "Vehicles used for school purposes" means school buses or other school vehicles.

As a condition of employment, each employee shall:

1. Abide by the terms of this Board policy respecting a drug- and alcohol-free workplace; and
2. Notify his or her supervisor of his or her conviction under any criminal drug statute for a violation occurring on the District premises or while performing work for the District, no later than five calendar days after such a conviction.

To make employees aware of dangers of drug and alcohol abuse, the Superintendent or designee shall perform each of the following:

1. Provide each employee with a copy of this policy, or with access to this policy online;
2. Post notice of this policy where other information for employees is posted;
3. Make available materials from local, State, and national anti-drug and alcohol-abuse organizations;
4. Enlist the aid of community and State agencies with drug and alcohol informational and rehabilitation programs to provide information to District employees;
5. Establish a drug-free awareness program to inform employees about:
  - a. The dangers of drug abuse in the workplace
  - b. Available drug and alcohol counseling, rehabilitation, re-entry, and any employee assistance programs, and
  - c. The penalties that the District may impose upon employees for violations of this policy.
6. Remind employees that Board policy 6.60, Curriculum Content, requires the District to educate students, depending upon their grade, about drug and substance abuse prevention and relationships between drugs, alcohol, and violence.

Commented [RMC1]: Optional

E-Cigarette, Vaping, Tobacco, and Cannabis Prohibition

All employees are covered by the conduct prohibitions contained in Board policy 8.30, Visitors to and Conduct on School Property. The prohibition on the use of e-cigarettes, vaping, tobacco, and cannabis products applies both (1) when an employee is on school property, and (2) while an employee is performing work for the District at a school event regardless of the event's location.

"Tobacco" shall have the meaning provided in Section 10-20.5b of the School Code.

"Cannabis" has the meaning provided in the CRTA, 410 ILCS 705/1-10.

"E-Cigarette" is short for electronic cigarette and includes, but is not limited to, any electronic nicotine delivery system ("ENDS"), electronic cigar, electronic cigarillo, electronic pipe, electronic hookah, vape pen, or similar product or device and any components or parts that can be used to build the product or device.

District Action Upon Violation of Policy

An employee who violates this policy may be subject to disciplinary action, including termination. In addition, the Board may require an employee to successfully complete an appropriate drug- or alcohol-abuse program and/or, employee-assistance program.

If the District elects to discipline an employee on the basis that the employee is under the influence or impaired, the District will afford the employee a reasonable opportunity to contest the basis of the determination.

The Board shall take disciplinary action with respect to an employee convicted of a drug offense in the workplace within 30 days after receiving notice of the conviction.

Should District employees be engaged in the performance of work under a federal contract or grant, or under a State contract or grant of \$5,000 or more, the Superintendent or designee shall notify the appropriate State or federal agency from which the District receives contract or grant monies of the employee's conviction within 10 days after receiving notice of the conviction.

Disclaimer

The Board reserves the right to interpret, revise or discontinue any provision of this policy pursuant to the Suspension of Policies subhead in Board policy 2.240, Board Policy Development.

LEGAL REF.: ~~Cannabis Regulation and Tax Act, 410 ILCS 705/~~  
~~Americans With Disabilities Act, 42 U.S.C. §12114.~~  
~~Compassionate Use of Medical Cannabis Pilot Program, 410 ILCS 130/~~  
~~Controlled Substances Act, 21 U.S.C. §812; 21 C.F.R. §1308.11-1308.15.~~  
~~Drug-Free Workplace Act of 1988, 41 U.S.C. §8101 et seq.~~  
~~Safe and Drug-Free School and Communities Act of 1994, 20 U.S.C. §7101 et~~  
~~seq.~~  
~~Drug-Free Workplace Act, 30 ILCS 580/~~  
~~105 ILCS 5/10-20.5b.~~  
42 U.S.C. §12114, Americans With Disabilities Act,  
21 U.S.C. §812; 21 C.F.R. §1308.11-1308.15, Controlled Substances Act,  
41 U.S.C. §8101 et seq., Drug-Free Workplace Act of 1988.

Adopted: August 13, 1991  
Reviewed: ~~December 2021~~ September 2023  
Amended: February 9, 2022

20 U.S.C. §7101 et seq., Safe and Drug-Free School and Communities Act of 1994.  
30 ILCS 580/, Drug-Free Workplace Act.  
105 ILCS 5/10-20.5b.  
410 ILCS 82/, Smoke Free Illinois Act.  
410 ILCS 130/, Compassionate Use of Medical Cannabis Program Act.  
410 ILCS 705/1-1 et seq., Cannabis Regulation and Tax Act.  
720 ILCS 675, Prevention of Tobacco Use by Persons under 21 Years of Age and Sale and Distribution of Tobacco Products Act.  
820 ILCS 55/, Right to Privacy in the Workplace Act.  
21 C.F.R. Parts 1100, 1140, and 1143.  
23 Ill. Admin. Code §22.20.

CROSS REF.: 5.10 (Equal Employment Opportunity), 5.120 (Employee Ethics: Code of Professional Conduct; and Conflict of Interest), 6.60 (Curriculum Content), 8.30 (Visitors to and Conduct on School Property)

~~ADMIN. PROC.: 5.120-AP2~~

Adopted: August 13, 1991

Reviewed: ~~December 2024~~ September 2023

Amended: February 9, 2022

Page 4 of 4

---

**Professional Personnel – Maintaining Student Discipline**

Maintaining an orderly learning environment is an essential part of each teacher's instructional responsibilities. A teacher's ability to foster appropriate student behavior is an important factor in the teacher's educational effectiveness. The Superintendent or designee shall ensure that all teachers, other ~~certificated~~ employees with a professional educator license ("PEL"), and persons providing a student's related services:

- (1) maintain discipline in the schools as required in ~~The the~~ School Code, and
- (2) follow the Board policies and administrative procedures on student conduct, behavior, and discipline.

When a student's behavior is unacceptable, the teacher should first discuss the matter with the student, if appropriate. If the unacceptable behavior continues, the teacher should consult with the Building Principal and/or discuss the problem with the parent(s)/guardian(s). A teacher may remove any student from the learning setting whose behavior interferes with the lessons or participation of fellow students. A student's removal must be in accordance with Board policy and administrative procedures.

Teachers and other ~~certificated~~ personnel with a PEL shall address disciplinary matters in a manner, which maintains student dignity. ~~Certificated p~~Personnel with a PEL shall not use disciplinary methods that may be damaging to students, such as ridicule, sarcasm, or excessive temper displays. Corporal punishment (including slapping, paddling or prolonged maintenance of a student in physically painful positions, and intentional infliction of bodily harm) may not be used. ~~Certificated p~~Personnel with a PEL may use reasonable force as needed to keep students, school personnel, and others safe, or for self-defense or defense of property.

LEGAL REF.: 105 ILCS 5/24-24.  
23 Ill. Admin. Code §1.280.

CROSS REF.: 2.150 (Committees), ~~6.10, 6.65, 7.125, 7.170, 7.180,~~ 7.190 (Student Behavior),  
7.230 (Misconduct by Students with Disabilities)

ADMIN. PROC.: —

Adopted: April 23, 1997  
Reviewed: ~~February 2013~~ September 2023  
Amended: March 13, 2013

---

**Professional Personnel - Student Teachers**

The Superintendent is authorized to accept students from university-approved teacher-training programs to do student teaching in the District. No individual who has been convicted of a criminal offense that would subject ~~him or her~~ the individual to license suspension or revocation pursuant to Section 5/21B-80 of the School Code or has been found to be the perpetrator of sexual or physical abuse of a minor under 18 years of age pursuant to proceedings under Article II of the Juvenile court Act of 1987 is permitted to student teach.

Before permitting an individual to student teach or begin a required internship in the District, the Superintendent or designee shall ensure that:

1. The District performed a *105 ILCS 5/10-21.9(g) Check* as described below; and
2. The individual furnished evidence of physical fitness to perform assigned duties and freedom from communicable disease pursuant to 105 ILCS 5/24-5.

A *105 ILCS 5/21.9(g) Check* shall include:

1. Fingerprint-based checks through (a) the Illinois State Police (ISP) for criminal history records information (CHRI) pursuant to the Uniform Conviction Information Act (20 ILCS 2635/1), and (b) the FBI national crime information databases pursuant to the Adam Walsh Child Protection and Safety Act (P.L. 109-248);
2. A check of the Illinois Sex Offender Registry (see the Sex Offender Community Notification Law) (730 ILCS 152/101 et seq.); and
3. A check of the Illinois Murderer and Violent Offender against Youth Registry (Murderer and Violent Offender Against Youth Community Notification Law) (730 ILCS 154/75-105).

The School Code requires each individual student teaching or beginning a required internship to provide the District with written authorization for, and pay the costs of, ~~his or her~~ a 105 ILCS 5/21.9(g) check (including any applicable vendor's fees). Upon receipt of this authorization and payment, the Superintendent or designee will submit the student teacher's name, sex, race, date of birth, social security number, fingerprint images, and other identifiers, as prescribed by the Department of State ~~Policy~~ Police ("ISP"), to the ~~Department of State Police~~ ISP. The Superintendent or designee will provide each student teacher with a copy of ~~his or her~~ the student teacher's report.

Assignment

The Superintendent or designee shall be responsible for coordinating placements of all student teachers within the District. Student teachers should be assigned to tenured supervising teachers whose qualifications are acceptable to the District and the students' respective colleges or universities and who meet the following guidelines:

1. Indicates an interest in serving as a cooperating teacher.
2. Recognized as an excellent/proficient teacher over the last 4 years of teaching experience.
3. Possesses the appropriate professional certification applicable to the student teacher's program.

4. Preferably holds a master's degree.

LEGAL REF.: P.L. 109-248 34 U.S.C. §20901 *et seq.*, Adam Walsh Child Protection and Safety Act, P.L. 109-248.  
20 ILCS 2635/1, Uniform Conviction Information Act.  
105 ILCS 5/10-21.9, 5/10-22.34, and 5/24-5.

CROSS REF.: 4.175 (Convicted Child Sex Offender; Screening; Notifications), 5.190 (Teacher Qualifications)

**Educational Support Personnel – Drug and Alcohol Testing  
For School Bus and Commercial Vehicle Drivers**

The District shall adhere to State and federal law and regulations requiring a drug and alcohol testing program for school bus and commercial vehicle drivers.

The Superintendent or designee shall manage a program to implement federal and State law defining the circumstances and procedures for the testing.

LEGAL REF.: 625 ILCS 5/6-106.1 and 5/6-106.1c.  
49 U.S.C. §31301 et seq., Alcohol and Controlled Substances Testing (Omnibus Transportation Employee Testing Act of 1991, P.L. 102-143).  
49 C.F.R. Parts 40 (Procedures for Transportation Workplace Drug and Alcohol Testing Programs), 382 (Controlled Substance and Alcohol Use and Testing), and 395 (Hours of Service of Drivers).

CROSS REF.: 4.110 (Transportation), 5.30 (Hiring Process and Criteria), 5.280 (Duties and Qualifications)

ADMIN. PROC.: ~~5.30-AP2, 5.285-AP1~~

---

Adopted: April 23, 1997  
Reviewed: ~~February 2012~~ September 2023  
Amended: March 14, 2012

---

### **Educational Philosophy**

The Board is pledged to the following philosophy of education:

1. We are committed to high academic expectations and the education of all children who can benefit from public school education.
2. We are committed to the belief that education is the process whereby society utilizes its knowledge of learning to develop each individual to the highest degree possible as a member of a democratic society.
3. We are committed to the task of providing as solid a foundation of both academic or vocational knowledge and skills as each child's ability will permit.
4. We are committed to the belief that individual differences exist in the school population and that differentiation of instruction is imperative if individual needs are to be met adequately; further, that atypical pupils should be discovered, encouraged and challenged.
5. We are committed to the belief that every child should be encouraged and stimulated to be perceptive, to exercise critical thinking and to make logical decisions based on facts.
6. We are committed to the task of developing in every child an understanding and appreciation of the forces and ideals which have made America great, and a sense of personal responsibility as future citizens of the community, of Illinois, of the United States, and of the world.
7. We are committed to the provision for guidance that will foster the best possible vocation choices commensurate with the child's ability.
8. We are committed to freedom from any sexual, cultural, ethnic or religious bias.
9. We are committed to the development of an awareness of and appreciation for diversity.

LEGAL REF.: 23 Ill. Admin. Code §1.210.

CROSS REF: 1.30 [\(School District Philosophy\)](#), 3.10 [\(Goals and Objectives\)](#), 6.15 [\(School Accountability\)](#), 7.10 [\(Equal Educational Opportunities\)](#)

Adopted: May 28, 1997  
Reviewed: [September 2023](#)  
Amended:

---

### Organization of Instruction

The District has instructional levels for grades pre-Kindergarten through 12. The Superintendent or designee shall annually present to the Board a plan for organizing instructional levels and assigning them to school facilities in order to:

1. Support the District's educational program,
2. Maximize facility usage without undue overcrowding, and
3. Provide substantially comparable instructional programs across the District.

Students, for instructional purposes, may be placed in groups within a school that do not necessarily follow grade level designations. For purposes of attendance reporting and other records, however, each student is assigned a grade-level placement.

#### Kindergarten

The District maintains a full-day kindergarten with an instructional program that fulfills the District's curriculum goals and objectives and the requirements of the State law.

The District also offers a half-day morning kindergarten for those parents/guardians who request a half-day program.

LEGAL REF.: 105 ILCS 5/10-20.19a, 5/10-20.37, 5/10-22.18.  
23 Ill. Admin. Code §1.420.

CROSS REF.: 6.40 (Curriculum Development), 6.170 (Title I Programs), 7.30 (Student Assignment), 7.50 (School Admissions and Student Transfers To and From Non-District Schools), 7.100 (Health, Eye, and Dental Examinations; Immunizations; and Exclusion of Students)

ADMIN. PROC.: ~~6.30-AP1, 6.30-E1~~

Adopted: March 10, 2010

Reviewed: ~~June 2011~~ September 2023

Amended: July 13, 2011

---

### Using Animals in the Educational Program

Animals may be brought into school facilities for educational purposes according to procedures developed by the Superintendent assuring: (a) the animal is appropriately housed, humanely cared for, and properly handled, and (b) students will not be exposed to a dangerous animal or an unhealthy environment.

#### Animal Experiments

Experiments on living animals are prohibited; however, behavior studies that do not impair an animal's health or safety are permissible.

#### Animal Dissection

The dissection of dead animals or parts of dead animals shall be allowed in the classroom only when the dissection exercise contributes to or is a part of an illustration of pertinent study materials. All dissection of animals shall be confined to the classroom and must comply with ~~The~~the School Code.

Students who object to performing, participating in, or observing the dissections of animals are excused from classroom attendance without penalty during times when such activities are taking place. No student will be penalized or disciplined for refusing to perform, participate in, or observe a dissection.

The Superintendent shall inform students of:

- 1) their right to refrain from performing, participating in, or observing dissection, and
- 2) which courses contain a dissection unit and which of those courses offers an alternative project.

LEGAL REF.: 105 ILCS 5/2-3.122, 5/27-14, and 112/1~~-et seq.~~

CROSS REF.: 6.40 (Curriculum Development)

ADMIN. PROC.: ~~6.100-AP1, 6.100-E1~~

Adopted: May 28, 1997

Reviewed: ~~January 2010~~ September 2023

Amended: February 24, 2010

---

### **Accelerated Placement Program**

The District provides an Accelerated Placement Program (APP). The APP advances the District's goal of providing educational programs with opportunities for each student to develop to his or her maximum potential. The APP provides an educational setting with curriculum options usually reserved for students who are older or in higher grades than the student participating in the APP. APP options include, but may not be limited to: (a) accelerating a student in a single subject; (b) other grade-level acceleration; and (c) early entrance to kindergarten or first grade. Participation in the APP is open to all students who demonstrate high ability and who may benefit from accelerated placement. It is not limited to students who have been identified as gifted and talented. Eligibility to participate in the District's APP shall not be conditioned upon the protected classifications identified in School Board policy 7-10, *Equal Educational Opportunities*, or any factor other than the student's identification as an accelerated learner.

The Superintendent or designee shall implement an APP that includes:

1. Decision-making processes that are fair, equitable, and involve multiple individuals, e.g. District administrators, teachers, and school support personnel, and a student's parent(s)/guardian(s);
2. Notification processes that notify a student's parent(s)/guardian(s) of a decision affecting a student's participation in the APP;
3. Assessment processes that include multiple valid, reliable indicators; and
4. ~~By the fall of 2023, t~~he automatic enrollment, in the following school term, of a student into the next most rigorous level of advanced coursework offered by the high school if the student meets or exceeds State standards in English language arts, mathematics, or science on a State assessment administered under 105 ILCS 5/2-3.64a-5, as follows:
  - a. A student who meets or exceeds State standards in English language arts shall be automatically enrolled into the next most rigorous level of advanced coursework in English, social studies, humanities, or related subjects.
  - b. A student who meets or exceeds State standards in mathematics shall be automatically enrolled into the next most rigorous level of advanced coursework in mathematics.
  - c. A student who meets or exceeds State standards in science shall be automatically enrolled into the next most rigorous level of advanced coursework in science.

The Superintendent or designee shall annually notify the community, parent(s)/guardian(s), students, and school personnel about the APP, the process for referring a student for possible evaluation for accelerated placement, and the methods used to determine whether a student is eligible for accelerated placement, including strategies to reach groups of students and families who have been historically underrepresented in accelerated placement programs and advanced coursework. Notification may: (a) include varied communication methods, such as student handbooks and District or school websites; and (b) be provided in multiple languages, as appropriate.

LEGAL REF.: 105 ILCS 5/14A.  
23 Ill. Admin. Code Part 227, Gifted Education.

CROSS REF: 6:10 (Educational Philosophy and Objectives), 6:130 (Program for the Gifted),  
7:10 (Equal Educational Opportunities), 7:50 (School Admissions and Student  
Transfers To and From Non-District Schools)

### **Migrant Students**

The Superintendent or designee will develop and implement a program to address the needs of migrant children in the District in accordance with federal law.

This program will ~~include a means to:~~

1. Identify migrant students and assess their educational and related health and social needs.
2. Provide a full range of services to migrant students through appropriate local, State, and federal educational programs, including applicable Title I programs, special education, gifted education, vocational education, language programs, counseling programs, and elective classes.
3. Provide migrant children with ~~the full and appropriate opportunity opportunities~~ to meet the same ~~challenging statewide assessment~~ State academic standards that all children are expected to meet.
4. Provide to the extent feasible:
  - a. ~~advocacy~~ Advocacy and outreach programs to migrant children and their families, including helping such children and families gain access to other education, health, nutrition, and social services,
  - b. ~~and professional~~ Professional development programs, including mentoring, for District staff.
  - c. Family literacy programs,
  - d. The integration of information technology into educational and related programs, and
  - e. Programs to facilitate the transition of secondary school students to postsecondary education or employment.
5. Provide ~~programs, activities, and procedures for the engagement of~~ parents/guardians and family members of migrant students in an understandable format and language ~~an opportunity for meaningful participation in the program.~~

#### Migrant Education Program for Parents/Guardians ~~Involvement~~ and Family Member Engagement

Parents/guardians and family members of migrant students will be involved in and regularly consulted about the development, implementation, operation, and evaluation of the migrant program.

Parents/guardians and family members of migrant students will receive instruction regarding their role in improving the academic achievement of their children.

LEGAL REF.: 20 U.S.C. §6318.  
20 U.S.C. §6391 et seq., Education of Migratory Children.  
34 C.F.R. §200.80 et seq.

CROSS REF.: 6.170 (Title I Programs)

Adopted: December 11, 2002  
Reviewed: ~~February 2013~~ September 2023  
Amended: March 13, 2013

## **Title I Programs**

The Superintendent or designee shall pursue funding under Title I, Improving the Academic Achievement of the Disadvantaged, of the Elementary and Secondary Education Act, to supplement instructional services and activities in order to improve the educational opportunities of educationally disadvantaged or deprived children.

All District schools, regardless of whether they receive Title I funds, shall provide services that, taken as a whole, are substantially comparable. Teachers, administrators, and other staff shall be assigned to schools in a manner that ensures equivalency among the District's schools. Curriculum materials and instructional supplies shall be provided in a manner that ensures equivalency among the District's schools.

### Title I Parental Involvement ~~and Family Engagement~~

The District maintains programs, activities, and procedures for the involvement of parents/guardians ~~and families~~ of students receiving services, or enrolled in programs, under Title I. These programs, activities, and procedures are described in ~~district~~District-level and ~~school~~School-level compacts.

#### District-Level Parental ~~and Family Involvement-Engagement~~ Compact

The Superintendent or designee shall develop a District-Level Parental ~~and Family Involvement-Engagement~~ Compact according to Title I requirements. The District-Level Parental ~~and Family Involvement-Engagement~~ Compact shall contain: (1) the District's expectations for parental ~~and family involvement-engagement~~, (2) specific strategies for effective parent ~~and family involvement-engagement~~ activities to improve student academic achievement and school performance, and (3) other provisions as required by federal law. The Superintendent or designee shall ensure that the Compact is distributed to parents/guardians of students receiving services, or enrolled in programs, under Title I.

#### School-Level Parental ~~and Family Involvement-Engagement~~ Compact

Each ~~Building principal-Principal~~ or designee shall develop a School-Level Parental ~~and Family Involvement-Engagement~~ Compact according to Title I requirements. This School-Level Parental ~~and Family Involvement-Engagement~~ Compact shall contain: (1) a process for continually involving parents/guardians in its development and implementation, (2) how parents/guardians, the entire school staff, and students share the responsibility for improved student academic achievement, (3) the means by which the school and parents/guardians build and develop a partnership to help children achieve the ~~state's~~ State's high standards, and (4) other provisions as required by federal law. Each ~~Building principal-Principal~~ or designee shall ensure that the Compact is distributed to parents/guardians of students receiving services, or enrolled in programs, under Title I.

Incorporated by Reference: 6.170-AP1, E1 (District-Level Parent and Family Engagement Compact) and 6.170-AP1, E2 (School-Level Parent and Family Engagement Compact)

LEGAL REF.: Title I of the Elementary and Secondary Education Act, 20 U.S.C. §6301-6514.

CROSS REF.: 2.260 (Uniform Grievance Procedure), 4.110 (Transportation), 5.190 (Teacher Qualifications), 5.280 (Duties and Qualifications), 6.15 (School Accountability),

Adopted: May 28, 1997

Reviewed: ~~February 2010~~September 2023

Amended: March 10, 2010

6.140 (Education of Homeless Children), 6.145 (Migrant Students), 6.160 (English Learners), 7.10 (Equal Educational Opportunities), 7.30 (Student Assignment), 7.60 (Residence), 7.100 (Health, Eye, and Dental Examinations; Immunizations; and Exclusion of Students), 8.95 (Parental Involvement)  
ADMIN. PROC.: ~~6.170-AP1, 6.170-AP2, 6.170-AP3, 6.170-E1, 6.170-E2~~

---

### Co-Curricular Activities

The Superintendent must approve an activity in order for it to be considered a District-sponsored co-curricular activity, using the following criteria:

1. The activity will contribute to the leadership abilities, social well-being, self-realization, good citizenship, or general growth of student participants.
2. Fees assessed students are reasonable and do not exceed the actual cost of operation.
3. The District has sufficient financial resources for the activity.
4. Student body desires are considered.
5. The activity will be supervised by a school-approved sponsor.

Non-school sponsored student groups are governed by the Board policy 7.330, [Student Use of Buildings – Equal Access](#).

#### Academic Criteria for Participation

For students in kindergarten through 8<sup>th</sup> grade, selection of members or participants is at the discretion of the teachers, sponsors, or coaches, provided that the selection criteria conform to the District's policies. Students must satisfy all academic standards and must comply with the activities' rules and the student conduct code.

For high school students, selection of members or participants is at the discretion of the teachers, sponsors, or coaches, provided that the selection criteria conform to the District's policies. In order to be eligible to participate in any designated school-sponsored or school-supported co-curricular activity, a student must be passing a minimum of 5 classes. Any student-participant failing to meet these academic criteria shall be suspended from the activity until the specified academic criteria are met.

LEGAL REF.: 105 ILCS 5/10-20.30 and 5/24-24.

CROSS REF.: 4.170 ([Safety](#)), 7.10 ([Equal Educational Opportunities](#)), 7.40 ([Nonpublic School Students, Including Parochial and Home-Schooled Students](#)), 7.240 ([Conduct Code for Participants in Co-Curricular Activities](#)), 7.300 ([Co-Curricular Athletics](#)), ~~7.305~~, 7.330 ([Student Use of Buildings – Equal Access](#)), 8.20 ([Community Use of School Facilities](#))

ADMIN. PROC.: ~~6.190-AP1, 7.300-E1, 7.300-E2, 7.300-E3, 305-AP1, 7.305-E1~~

Adopted: August 29, 1966  
Reviewed: ~~March 2013~~ [September 2023](#)  
Amended: April 24, 2013

### **Accelerated Placement Program Procedures**

The District's Accelerated Placement Program (APP) places qualified students in an educational setting that includes curriculum usually reserved for students who are older or in higher grades than the student, and is implemented by the Superintendent or designee. 105 ILCS 5/14A.

This administrative procedure contains seven sections as follows:

1. Definitions
2. Annual Notification
3. Referral Process
4. Evaluation Process
5. Eligibility Determination
6. Automatic Enrollment in Advanced High School Coursework
7. Program Reporting, Review, and Expanded Access Plan

#### Definitions

*Accelerated placement* is the placement of a student in an educational setting with curriculum that is usually reserved for students who are older or in higher grades than the student. Accelerated placement includes, but may not be limited to: early entrance to kindergarten or first grade, accelerating a student in a single subject, and grade acceleration.

*Early entrance to kindergarten* is the admission to kindergarten of a student who: (a) is assessed for and meets the District's readiness standards to attend school; and (b) will not be five years of age on or before September 1 of that school term.

*Early entrance to first grade* is the admission to first grade of a student who is assessed for and meets the District's readiness standards to attend school. A student may, but is not required to, have attended a non-public preschool and continued his or her education at that school through kindergarten and been taught in kindergarten by an appropriately certified teacher. A student who is younger than six upon starting first grade but who was admitted early to kindergarten does not need to be reevaluated prior to admission to first grade.

*Individual subject acceleration* is the practice of assigning a student to a specific content area at a higher instructional level than is typical given the student's grade for the purpose of providing access to appropriately challenging learning opportunities in one or more subject areas. It may be accomplished by either: (a) physically moving the student to a higher level class for instruction; or (b) using higher level curricular or study materials in the student's current classroom.

*Whole grade acceleration* is the practice of assigning a student to a higher grade level than is typical, given the student's age, on a full-time basis for the purpose of providing access to appropriately challenging learning opportunities. Commonly referred to as *skipping* a grade, grade acceleration may be done at the beginning of or during the school term.

Annual Notification

<b>Actor</b>	<b>Action</b>
Superintendent or designee	Annually notifies the community, including community-based organizations, providers of out-of-school programs, parent(s)/guardian(s), students, and school personnel, about the: <ol style="list-style-type: none"> <li>1. APP</li> <li>2. Process for referring a student for possible evaluation for accelerated placement, including:                             <ol style="list-style-type: none"> <li>a. Steps to be taken to make a referral;</li> <li>b. Individual(s) to whom a referral may be submitted;</li> <li>c. Deadlines by which a referral must be made (March 1<sup>st</sup> for whole grade acceleration and April 1<sup>st</sup> for Early Entrance to Kindergarten or First Grade); and</li> <li>d. Information that must be provided in the referral.</li> </ol> </li> <li>3. Methods used to determine whether a student is eligible for accelerated placement.</li> <li>4. Strategies used to reach groups of students and families who have been historically underrepresented in accelerated placement programs and advanced coursework.</li> </ol> Provides such notification: <ol style="list-style-type: none"> <li>1. By varied communication methods, such as student handbooks and District/school websites; and</li> <li>2. In multiple languages.</li> </ol>

Referral Process

<b>Actor</b>	<b>Action</b>
Parent(s)/Guardian(s), Licensed Educational Professionals, Student (with written consent of a parent/guardian), or Peer (through a licensed educational professional who has knowledge of the student's abilities).  In addition to the above-noted individuals, referrals for	Refers a student for possible evaluation for accelerated placement by the referral deadline (March 1 <sup>st</sup> for whole grade acceleration and April 1 <sup>st</sup> for Early Entrance to Kindergarten or First Grade) using the process set forth in this procedure.

Adopted: August 17, 2022  
 Reviewed: ~~July 2022~~ September 2023  
 Amended:

Actor	Action
possible early entrance to kindergarten or first grade may also come from: Preschool Educator, Non-public Kindergarten Teacher, Pediatrician, or Psychologist who knows the student.	
Building Principal and/or Acceleration Team	<p>After receiving a referral, determines whether an evaluation for accelerated placement is warranted.</p> <p>To determine whether an evaluation is warranted, may review artifacts submitted with the referral, existing data about the student, utilize screening data, and conduct preliminary procedures such as observation of the student, consultation with the teacher or other individual making the request, and a conference with the student.</p> <p>Provides the student's parent(s)/guardian(s) with written notice of the referral determination. For cases not warranting an evaluation, the process ends here. For cases warranting an evaluation, proceed to Evaluation Process, below.</p>

Evaluation Process

Actor	Action
Building Principal and/or Acceleration Team	<p>Convenes an Acceleration Team (consisting of District administrators, teacher(s), and school support personnel, as appropriate) having the knowledge and skills necessary to:</p> <ol style="list-style-type: none"> <li>1. Identify multiple valid, reliable indicators to use during the evaluation;</li> <li>2. Identify appropriate assessment instruments;</li> <li>3. Administer said assessments; and</li> <li>4. Interpret evaluation results.</li> </ol> <p>The composition of the team may vary depending upon the type of acceleration requested and other relevant factors.</p>
Acceleration Team	<p>Identifies multiple valid, reliable indicators and any assessment instruments appropriate to use during the evaluation.</p> <p>Prepares a written document identifying the evaluation components. This may occur without a meeting.</p>
Building Principal and/or District Administration	<p>Provides parent(s)/guardian(s) with written notification of the Acceleration Team's conclusions regarding the evaluation components and requests parent(s)/guardian(s)' written consent to conduct the evaluation.</p>
Parent/Guardian	<p>Provides written consent to conduct the evaluation.</p>

Adopted: August 17, 2022  
 Reviewed: ~~July 2022~~ September 2023  
 Amended:

Actor	Action
Acceleration Team	<p>Completes the evaluation within 45 calendar days following the date of receipt of parent(s)/guardian(s)' written consent to conduct the evaluation.</p> <p>Ensures the evaluation is nondiscriminatory and follows policy 7:10, <i>Equal Educational Opportunities</i>.</p>

Eligibility Determination

Actor	Action
Acceleration Team	<p>Convenes a meeting with parent(s)/guardian(s) to review evaluation results and determine eligibility for the Accelerated Placement Program. Provides parent(s)/guardian(s) with written notice of eligibility determination.</p> <ol style="list-style-type: none"> <li>1. If the student is found eligible for the Accelerated Placement Program, prepares and provides parent(s)/guardian(s) with a written plan detailing the type of acceleration the student will receive and strategies to support the student.</li> <li>2. If the student is found to not be eligible for the Accelerated Placement Program, provides parent(s)/guardian(s) with written notice of their right to appeal the eligibility determination, within five calendar days after receiving the determination, by submitting a written request to the Assistant Superintendent.</li> </ol>
Parent/Guardian	<p>If desired, within five calendar days after receiving written notice that student is not eligible for the Accelerated Placement Program, submits written appeal to the Assistant Superintendent.</p>
Assistant Superintendent	<p>Within 10 calendar days after receiving the written appeal request, reviews the case, and provides parent(s)/guardian(s) with written notice of his/her decision.</p> <p>The Assistant Superintendent's decision is final.</p>

Automatic Enrollment in Advanced High School Coursework

Actor	Action
District Administration, Building Principal, or designee	<p>Identifies students who qualify for automatic enrollment in the "next most rigorous level of advanced coursework" offered by the high school they attend, for the following school term, by reviewing State assessment results in English language arts, mathematics, and science.</p> <p>For English language arts, the "next most rigorous level of advanced coursework" includes courses in English, social studies, humanities, or related subjects.</p> <p>For a student entering grade 12, the "next most rigorous level of advanced coursework" in English language arts</p>

Adopted: August 17, 2022  
 Reviewed: ~~July 2022~~ September 2023  
 Amended:

Actor	Action
	<p>or mathematics must be (if offered by the high school the student attends) a <i>dual credit course</i> (as defined in the Dual Credit Quality Act, 110 ILCS 27/5) or an <i>Advanced Placement course</i> (as defined in the College and Career Success for All Students Act, 105 ILCS 302/10). The same is true for all other subjects, except that the “next most rigorous level of advanced coursework” may also include an honors class, an enrichment opportunity, or another program offered by the District.</p> <p>Provides written notice to parent(s)/guardian(s) of a qualified student of the student’s eligibility for automatic enrollment in the “next most rigorous level of advanced coursework” level of advanced coursework offered by the high school that:</p> <ol style="list-style-type: none"> <li>1. Identifies the course(s) the student is eligible for, including the location and schedule, if known, of the course(s);</li> <li>2. Informs the parent(s)/guardian(s) of the option to instead enroll the student in alternative coursework that better aligns with the student’s postsecondary education or career goals;</li> <li>3. Identifies the alternative coursework the student is eligible for, including the location and schedule, if known, of the alternative coursework; and</li> <li>4. Requests that the parent(s)/guardian(s) notify the District within 10 calendar days of their course enrollment decision.</li> </ol>
Parent/Guardian	Provides the District with written notice of their course enrollment decision within 10 calendar days after receiving the written notice.

Program Reporting, Review, and Expanded Access Plan

Actor	Action
Superintendent, District Administration, or designee	<p>Submits by July 31 each year to the Ill. State Board of Education (ISBE) through the Student Information System (SIS):</p> <ol style="list-style-type: none"> <li>1. Demographic information for each student participating in the Accelerated Placement Program;</li> <li>2. Student participation in the Accelerated Placement Program; and</li> <li>3. Type of Accelerated Placement Program placement.</li> </ol>

Actor	Action
	<p>Reviews disaggregated data on Accelerated Placement Program participation and successful completion rates to address gaps among demographic groups in accelerated placement opportunities.</p> <p>Develops <u>and, as necessary, updates</u><del>on or before November 1, 2022,</del> a plan to expand access to the Accelerated Placement Program and to ensure the teaching capacity necessary to meet any increased demand.</p>

---

**Harassment of Students Prohibited**

No person, including a District employee or agent, or student, shall harass intimidate, or bully a student on the basis of actual or perceived race; color; national origin; military status; unfavorable discharge status from military service; sex; sexual orientation; gender identity; gender-related identity or expression; ancestry; age; religion; physical or mental disability; order of protection status; status of being homeless; actual or potential marital or parental status, including pregnancy; association with a person or group with one or more of the aforementioned actual or perceived characteristics; or any other distinguishing characteristic.

The District will not tolerate harassing, intimidating conduct, or bullying whether verbal, physical, sexual, or visual, that affects tangible benefits of education, that unreasonably interferes with a student's educational performance, or that creates an intimidating, hostile, or offensive educational environment. Examples of prohibited conduct include name-calling, using derogatory slurs, stalking, sexual violence, causing psychological harm, threatening or causing physical harm, threatened or actual destruction of property, or wearing or possessing items depicting or implying hatred or prejudice of one of the characteristics stated above.

Sexual Harassment Prohibited

The District shall provide an educational environment free of verbal, physical, or other conduct or communications constituting harassment on the basis of sex as defined and otherwise prohibited by State and federal law. See policies 2:265, *Title IX Sexual Harassment Grievance Procedure*, and 2:260, *Uniform Grievance Procedure*.

Making a Report or Complaint

Students are encouraged to promptly report claims or incidences of bullying, intimidation, harassment, sexual harassment, or any other prohibited conduct to the Nondiscrimination Coordinator, Building Principal, Associate Principal, Assistant Principal, a Complaint Manager, or any employee with whom the student is comfortable speaking. A student may choose to report to an employee of the student's same gender.

Reports under this policy will be considered a report under Board policy 2:260, *Uniform Grievance Procedure*, and/or Board policy 2:265, *Title IX Sexual Harassment Grievance Procedure*. The Nondiscrimination Coordinator and/or Complaint Manager shall process and review the report according to the appropriate grievance procedure.

The Superintendent shall insert into this policy the names, office addresses, email addresses, and telephone numbers of the District's current Nondiscrimination Coordinator and Complaint Managers. The Nondiscrimination Coordinator also serves as the District's Title IX Coordinator.

<b>Nondiscrimination —Coordinator and Complaint Manager:</b>	Name: M. Curt Richardson Address: 1809 West Hovey Ave, Normal, IL 61761 Email: richardmc@unit5.org Telephone: (309) 557-4082
--	---

<b>Complaint Managers:</b>	Name: <del>Roger Baldwin</del> <u>Monica Wilks</u> Address: 1809 West Hovey Ave, Normal, IL 61761 Email: <del>baldwinr@unit5.org</del> <u>wilksm@unit5.org</u> Telephone: (309) 557- <del>4026</del> <u>4041</u>
----------------------------	---

---

Adopted: July 9, 1997  
Reviewed: ~~February~~ September 2023  
Amended: March 15, 2023

Name: Dr. Kristal Shelvin  
Address: 1809 West Hovey Ave, Normal, IL 61761  
Email: shelvik@unit5.org  
Telephone: (309) 557-4035

The Superintendent or designee shall use reasonable measures to inform staff members and students of this policy by including:

1. For students, age-appropriate information about the contents of this policy in the District's student handbook(s), on the District's website, and, if applicable, in any other areas where policies, rules, and standards of conduct are otherwise posted in each school.
2. For staff members, this policy in the appropriate employee handbook(s), if applicable, and/or in any other areas where policies, rules, and standards of conduct are otherwise made available to staff.

### Investigation Process

Any District employee who receives a report or complaint of harassment must promptly forward the report or complaint to the Nondiscrimination Coordinator or a Complaint Manager. Any employee supervisor or administrator who fails to promptly comply may be disciplined, up to and including discharge.

Reports and complaints of harassment will be confidential to the greatest extent practicable, subject to the District's duty to investigate and maintain an educational environment that is productive, respectful, and free of unlawful discrimination, including harassment.

For any report or complaint alleging sexual harassment that, if true, would implicate Title IX of the Education Amendments of 1972 (20 U.S.C. §1681 et seq.), the Nondiscrimination Coordinator or designee shall consider whether action under policy 2-265, *Title IX Sexual Harassment Grievance Procedure*, should be initiated.

For any other alleged student harassment that does not require action under policy 2-265, Title IX *Sexual Harassment Grievance Procedure*, the Nondiscrimination Coordinator or a Complaint Manager or designee shall consider whether an investigation under policies 2-260, *Uniform Grievance Procedure*, and/or 7-190, *Student Behavior*, should be initiated, regardless of whether a written report or complaint is filed.

### Reports That Involve Alleged Incidents of Sexual Abuse of a Child by School Personnel

An *alleged incident of sexual abuse* is an incident of sexual abuse of a child, as defined in 720 ILCS 5/11-9.1A(b), that is alleged to have been perpetrated by school personnel, including a school vendor or volunteer, that occurred: on school grounds during a school activity; or outside of school grounds or not during a school activity.

Any complaint alleging an incident of sexual abuse shall be processed and reviewed according to policy 5-90, *Abused and Neglected Child Reporting*. In addition to reporting the suspected abuse, the complaint shall also be processed under policy 2-265, *Title IX Sexual Harassment Grievance Procedure*, or policy 2-260, *Uniform Grievance Procedure*.

### Enforcement

Any District employee who is determined, after an investigation, to have engaged in conduct prohibited by this policy will be subject to disciplinary action up to and including discharge. Any

Adopted: July 9, 1997

Reviewed: February-September 2023

Amended: March 15, 2023

third party who is determined, after an investigation, to have engaged in conduct prohibited by this policy will be addressed in accordance with the authority of the Board in the context of the relationship of the third party to the District, e.g., vendor, parent, invitee, etc. Any District student who is determined, after an investigation, to have engaged in conduct prohibited by this policy will be subject to disciplinary action, including but not limited to, suspension and expulsion consistent with the behavior policy. Any person making a knowingly false accusation regarding prohibited conduct will likewise be subject to disciplinary action.

Retaliation Prohibited

Retaliation against any person for bringing complaints or providing information about harassment is prohibited (see policies 2-.260, *Uniform Grievance Procedure*, and 2-.265, *Title IX Sexual Harassment Grievance Procedure*).

Students should report allegations of retaliation to the Building Principal, an administrator, the Nondiscrimination Coordinator, and/or a Complaint Manager.

LEGAL REF.: 20 U.S.C. §1681 et seq., Title IX of the Educational Amendments of 1972;  
34 C.F.R. Part 106.  
105 ILCS 5/10-20.12, 5/10-22.5, 5/10-23.13, 5/27-1, and 5/27-23.7.  
775 ILCS 5/1-101 et seq., Illinois Human Rights Act.  
23 Ill. Admin. Code §1.240 and Part 200.  
Davis v. Monroe County Board of Education, 526 U.S. 629 (1999).  
Franklin v. Gwinnett Co. Public Schools, 503 U.S. 60 (1992).  
Gebser v. Lago Vista Independent School District, 524 U.S. 274 (1998).  
West v. Derby Unified School District No. 260, 206 F.3d 1358 (10th Cir., 2000).

CROSS REF.: 2.260 (Uniform Grievance Procedure), 2.265 (Title IX Sexual Harassment Grievance Procedure), 4.165 (Awareness and Prevention of Child Sexual Abuse and Grooming Behaviors), 5.20 (Workplace Harassment Prohibited), 5.90 (Abused and Neglected Child Reporting), 5.120 (Employee Ethics; Code of Professional Conduct; and Conflict of Interest), 7.10 (Equal Educational Opportunities), 7.180 (Prevention of and Response to Bullying, Intimidation, and Harassment), 7.185 (Teen Dating Violence Prohibited), 7.190 (Student Behavior), 7.240 (Conduct Code for Participants in Co-Curricular Activities)

Adopted: July 9, 1997  
Reviewed: February-September 2023  
Amended: March 15, 2023

---

**Prevention of and Response to Bullying, Intimidation, and Harassment**

Bullying, intimidation, and harassment diminish a student's ability to learn and a school's ability to educate. Preventing students from engaging in these disruptive behaviors and providing all students equal access to a safe, non-hostile learning environment are important District goals.

Bullying on the basis of actual or perceived race, color, national origin, military status, unfavorable discharge status from the military service, sex, sexual orientation, gender identity, gender-related identity or expression, ancestry, age, religion, physical or mental disability, order of protection status, status of being homeless, or actual or potential marital or parental status, including pregnancy, association with a person or group with one or more of the aforementioned actual or perceived characteristics, or any other distinguishing characteristic **is prohibited** in each of the following situations:

1. During any school sponsored education program or activity.
2. While in school, on school property, on school buses or other school vehicles, at designated school bus stops waiting for the school bus, or at school sponsored or school sanctioned events or activities.
3. Through the transmission of information from a school computer, a school computer network, or other similar electronic school equipment.
4. Through the transmission of information from a computer that is accessed at a nonschool-related location, activity, function, or program or from the use of technology or an electronic device that is not owned, leased, or used by the District or school if the bullying causes a substantial disruption to the education process or orderly operation of a school. This paragraph (item #4) applies only when a school administrator or teacher receives a report that bullying through this means has occurred; it does not require staff members to monitor any nonschool-related activity, function, or program.

Definitions from Section 27-23.7 of the *School Code* (105 ILCS 5/27-23.7)

*Bullying* includes *cyber-bullying* and means any severe or pervasive physical or verbal act or conduct, including communications made in writing or electronically, directed toward a student or students that has or can be reasonably predicted to have the effect of one or more of the following:

1. Placing the student or students in reasonable fear of harm to the student's or students' person or property;
2. Causing a substantially detrimental effect on the student's or students' physical or mental health;
3. Substantially interfering with the student's or students' academic performance; or
4. Substantially interfering with the student's or students' ability to participate in or benefit from the services, activities, or privileges provided by a school.

*Bullying* may take various forms, including without limitation one or more of the following: harassment, threats, intimidation, stalking, physical violence, sexual harassment, sexual violence, theft, public humiliation, destruction of property, or retaliation for asserting or alleging an act of bullying. This list is meant to be illustrative and non-exhaustive.

*Cyber-bullying* means bullying through the use of technology or any electronic communication, including without limitation any transfer of signs, signals, writing, images, sounds, data, or intelligence of any nature transmitted in whole or in part by a wire, radio, electromagnetic system, photo-electronic system, or photo-optical system, including without limitation electronic mail, Internet communications, instant messages, or facsimile communications. *Cyber-bullying* includes the creation of a webpage or weblog in which the creator assumes the identity of another person or the knowing impersonation of another person as the author of posted content or messages if the creation or impersonation creates any of the effects enumerated in the definition of *bullying*. *Cyber-bullying* also includes the distribution by electronic means of a communication to more than one person or the posting of material on an electronic medium that may be accessed by one or more persons if the distribution or posting creates any of the effects enumerated in the definition of *bullying*.

*Restorative measures* means a continuum of school-based alternatives to exclusionary discipline, such as suspensions and expulsions, that: (i) are adapted to the particular needs of the school and community, (ii) contribute to maintaining school safety, (iii) protect the integrity of a positive and productive learning climate, (iv) teach students the personal and interpersonal skills they will need to be successful in school and society, (v) serve to build and restore relationships among students, families, schools, and communities, (vi) reduce the likelihood of future disruption by balancing accountability with an understanding of students' behavioral health needs in order to keep students in school, and (vii) increase student accountability if the incident of bullying is based on religion, race, ethnicity, or any other category that is identified in the Ill. Human Rights Act.

*School personnel* means persons employed by, on contract with, or who volunteer in a school district, including without limitation school and school district administrators, teachers, school ~~counselors, school~~ social workers, school counselors, school psychologists, school nurses, cafeteria workers, custodians, bus drivers, school resource officers, and security guards.

#### Bullying Prevention and Response Plan

The Superintendent or designee shall develop and maintain a bullying prevention and response plan that advances the district's goal of providing all students with a safe learning environment free of bullying and harassment. This plan must be consistent with the requirements listed below; each numbered requirement, 1-12, corresponds with the same number in the list of required policy components in 105 ILCS 5/27-23.7(b) 1-~~12~~.

1. The District uses the definition of *bullying* as provided in this policy.
2. Bullying is contrary to State law and the policy of this District. However, nothing in the District's bullying prevention and response plan is intended to infringe upon any right to exercise free expression or the free exercise of religion or religiously based views protected under the First Amendment to the U.S. Constitution or under Section 3 of Article I of the Illinois Constitution.
3. Students are encouraged to immediately report bullying. A report may be made orally or in writing to the District Nondiscrimination Coordinator, a Complaint Manager, Building Principal, Associate Building Principal, Assistant Building Principal, or any staff member with whom the student is comfortable speaking. Anyone, including staff members and parents/guardians, who has information about actual or threatened bullying is encouraged to report it to the District Nondiscrimination Coordinator, a Complaint Manager, or any staff member. The District named officials and all staff members are available for help with a bully or to make a report about bullying. Anonymous reports are also accepted; however, this shall not be construed to permit formal disciplinary action solely on the basis of an anonymous report.

Adopted: February 13, 2008  
Reviewed: ~~February~~ September 2023  
Amended: March 15, 2023

**Nondiscrimination  
—Coordinator and:  
Complaint Manager:** Name: M. Curt Richardson  
Address: 1809 ~~West-W.~~ Hovey Ave., Normal, IL 61761  
Email: richardmc@unit5.org  
Telephone: (309) 557-4082

**Complaint Managers:** Name: ~~Roger Baldwin~~ ~~Monica Wilks~~  
Address: 1809 ~~West-W.~~ Hovey Ave., Normal, IL 61761  
Email: ~~baldwinr@unit5.org~~ ~~wilksm@unit5.org~~  
Telephone: (309) 557-~~4026~~4041

Name: Dr. Kristal Shelvin  
Address: 1809 ~~West-W.~~ Hovey Ave., Normal, IL 61761  
Email: shelvik@unit5.org  
Telephone: (309) 557-4035

4. Consistent with federal and State laws and rules governing student privacy rights, the Superintendent or designee shall promptly inform the parents/guardians of every student involved in an alleged incident of bullying and discuss, as appropriate, the availability of social work services, counseling, school psychological services, other interventions, and restorative measures.
5. The Superintendent or designee shall promptly investigate and address reports of bullying, by, among other things:
  - a. Making all reasonable efforts to complete the investigation within 10 school days after the date the report of a bullying incident was received and taking into consideration additional relevant information received during the course of the investigation about the reported bullying incident.
  - b. Involving appropriate school support personnel and other staff persons with knowledge, experience, and training on bullying prevention, as deemed appropriate, in the investigation process.
  - c. Notifying the Building Principal or school administrator or designee of the reported incident of bullying as soon as possible after the report is received.
  - d. Consistent with federal and State laws and rules governing student privacy rights, providing parents/guardians of the students who are parties to the investigation information about the investigation and an opportunity to meet with the Building Principal or school administrator or ~~his or her~~ designee to discuss the investigation, the findings of the investigation, and the actions taken to address the reported incident of bullying.

The Superintendent or designee shall investigate whether a reported incident of bullying is within the permissible scope of the District's jurisdiction and shall require that the District provide the victim with information regarding services that are available within the District and community, such as counseling, support services, and other programs.

6. The Superintendent or designee shall use interventions to address bullying, that may include, but are not limited to, school social work services, restorative measures, social-emotional skill building, counseling, school psychological services, and community-based services.
7. A reprisal or retaliation against any person who reports an act of bullying **is prohibited**. Any person's act of reprisal or retaliation will be subject to disciplinary action, up to and including discharge with regard to employees, or suspension and/or expulsion with regard to students.

8. A student will not be punished for reporting bullying or supplying information, even if the District's investigation concludes that no bullying occurred. However, a person who is found to have falsely accused another of bullying, as a means of retaliation, as a means of bullying, or provided false information will be treated as either: (a) *bullying*, (b) student discipline up to and including suspension and/or expulsion, and/or (c) both (a) and (b) for purposes of determining any consequences or other appropriate remedial actions.
9. The District's bullying prevention and response plan must be based on the engagement of a range of school stakeholders, including students and parents/guardians.
10. The Superintendent or designee shall post this policy on the District's Internet website, if any, and include it in the student handbook, and, where applicable, post it where other policies, rules, and standards of conduct are currently posted. The policy must also be distributed annually to parents/guardians, students, and school personnel (including new employees when hired), and must also be provided periodically throughout the school year to students and faculty.
11. Pursuant to State law and policy 2.240, *Board Policy Development*, the Board monitors this policy every two years by conducting a review and re-evaluation of this policy to make any necessary and appropriate revisions. The Superintendent or designee shall assist the Board with its re-evaluation and assessment of this policy's outcomes and effectiveness. Updates to this policy will reflect any necessary and appropriate revisions. This process shall include, without limitation:
  - a. The frequency of victimization;
  - b. Student, staff, and family observations of safety at a school;
  - c. Identification or areas of a school where bullying occurs;
  - d. The types of bullying utilized; and
  - e. Bystander intervention or participation.

The evaluation process may use relevant data and information that the District already collects for other purposes. Acceptable documentation to satisfy the re-evaluated policy submission include one of the following:

- 1) An updated version of the policy with the amendment/modification date included in the reference portion of the policy;
- 2) If no revisions are deemed necessary, a copy of Board minutes indicating that the policy was re-evaluated and no changes were deemed to be necessary, ~~or a signed statement from the Board~~; or
- 3) A signed statement from the Board President indicating that the Board re-evaluated the policy and no changes to it were necessary.

The Superintendent or designee must post the information developed as a result of the policy re-evaluation on the District's website, or if a website is not available, the information must be provided to school administrators, Board members, school personnel, parents/guardians, and students. Reviews and re-evaluations in years they are due must be submitted to ISBE by September 30.

12. The Superintendent or designee shall fully implement the Board policies, including without limitation, the following:
  - a. 2.260, *Uniform Grievance Procedure*. A student may use this policy to complain about bullying.

- b. 2:265, *Title IX Sexual Harassment Grievance Procedure*. Any person may use this policy to complain about sexual harassment in violation of Title IX of the Education Amendments of 1972.
- c. 6.60, *Curriculum Content*. Bullying prevention and character instruction is provided in all grades in accordance with State law.
- d. 6.65, *Student Social and Emotional Development*. Student social and emotional development is incorporated in the District's educational program as required by State law.
- e. 6.235, *Access to Electronic Networks*. This policy states that the use of the District's electronic networks is limited to: (1) support of education and/or research, or (2) a legitimate business use.
- f. 7.20, *Harassment of Students Prohibited*. This policy prohibits any person from harassing, intimidating, or bullying a student based on an actual or perceived characteristic (the list of characteristics in 7.20 is the same as the list in this policy).
- g. 7.185, *Teen Dating Violence Prohibited*. This policy prohibits teen dating violence on school property, at school sponsored activities, and in vehicles used for school-provided transportation.
- h. 7.190, *Student Behavior*. This policy prohibits, and provides consequences for, hazing, bullying, or other aggressive behaviors, or urging other students to engage in such conduct.
- i. 7.310, *Restrictions on Publications; Elementary and Junior High Schools*. This policy prohibits students from, and provides consequences for: (i) accessing and/or distributing at school any written, printed, or electronic material, including material from the Internet, that will cause substantial disruption of the proper and orderly operation and discipline of the school or school activities, and (ii) creating and/or distributing written, printed, or electronic material, including photographs and Internet material and blogs, that causes substantial disruption to school operations or interferes with the rights of other students or staff members.

LEGAL REF.: 105 ILCS 5/10-20.14, 5/10-22.6(b-20), 5/24-24, and 5/27-23.7.  
405 ILS 49/, Children's Mental Health Act.  
775 ILCS 5/1-103, Ill. Human Rights Act.  
23 Ill. Admin. Code §§1.240, 1.280, and 1.295.

CROSS REF.: 2.240 (Board Policy Development), 2.260 (Uniform Grievance Procedure), 2.265 (Title IX Sexual Harassment Grievance Procedure), 4.170 (Safety), 5.230 (Maintaining Student Discipline), 6.60 (Curriculum Content), 6.65 (Student Social and Emotional Development), 6.235 (Access to Electronic Networks), 7.20 (Harassment of Students Prohibited), 7.185 (Teen Dating Violence Prohibited), 7.190 (Student Behavior), 7.220 (Bus Conduct), 7.230 (Misconduct by Students with Disabilities), 7.240 (Conduct Code for Participants in Co-Curricular Activities), 7.285 (Anaphylaxis Prevention, Response, and Management Program), 7.310 (Restrictions on Publications; Elementary and Junior High Schools), 7.315 (Restrictions on Publications; High Schools)

---

**Guidelines for Investigating Sexting Allegations (NEW)**

Establishing procedures with local law enforcement agencies and State's attorneys to investigate allegations of sexting protects the District, its staff and its students from the broad legal implications that sexting allegations present. This administrative procedure contains three sections:

1. Glossary of Terms
2. Preparation of Guidelines for Investigating Sexting Allegations
3. Investigation and Management of Sexting Allegations

Glossary of Terms

**Electronic device:** any type of electronic communication device, defined in the Juvenile Court Act of 1987 at 705 ILCS 405/3-40(a). It includes, but is not limited to, a wireless telephone, personal digital assistant, or a portable or mobile computer, that is capable of transmitting images or pictures. This includes cellular telephones (see [www.thesaurus.com/](http://www.thesaurus.com/), listing cellular and wireless telephones as synonyms). For more discussion, see f/n 3 in administrative procedure 7.190-AP5, *Student Handbook - Electronic Devices*.

**Sexting:** a portmanteau word of sex and texting with no clear definition. It is commonly explained as the act of sending sexually explicit photos, images, or messages electronically, primarily by mobile phone or the internet. For purposes of this procedure, it also includes:

1. Indecent visual depiction, which under the Juvenile Court Act of 1987 means a depiction or portrayal in any pose, posture, or setting involving a lewd exhibition of the unclothed or transparently clothed genitals, pubic area, buttocks, or, if such person is female, a fully or partially developed breast of the person (705 ILCS 405/3-40(a) (enacted to provide law enforcement officials an alternative to bringing child pornography charges against minors in possession of indecent visual depictions through placing them under the supervision of juvenile courts)), or
2. Non-consensual dissemination of private sexual images, which under the Criminal Code of 2012 is a crime that is committed when a person:
  - a. intentionally disseminates an image of another person:
    - i. who is at least 18 years of age; and
    - ii. who is identifiable from the image itself or information displayed in connection with the image; and
    - iii. who is engaged in a sexual act or whose intimate parts are exposed, in whole or in part; and
  - b. obtains the image under circumstances in which a reasonable person would know or understand that the image was to remain private; and
  - c. knows or should have known that the person in the image has not consented to the dissemination (720 ILCS 5/11-23.5(b)).

Preparation of Guidelines for Investigating Sexting Allegations

This section identifies best practices to create guidelines for investigating sexting allegations at the District-wide level. The Superintendent should discuss this procedure with local law enforcement agencies and State’s attorneys to minimize the potential legal implications for students and administrators that managing sexting in school presents. Customize the procedure to each District’s specific needs.

Actor	Action
<p>Superintendent or designee</p>	<p>Convene a meeting with the Board Attorney, local law enforcement agencies, and State’s attorney to determine best practices and procedures for investigating sexting in the District. Use the <b>Investigation and Management of Sexting Allegations</b> section (see below) as a template for discussion at the meeting and customize it to meet local considerations as necessary.</p> <p>Ask the Board Attorney to provide direction about searching student owned electronic devices in Step 2: Isolate Evidence / Confiscate Device in the <b>Investigation and Management of Sexting Allegations</b> section (see below).</p> <p>Searching electronic devices involves Fourth Amendment search and seizure and the federal Stored Communication Act (SCA) (18 U.S.C. §2701) issues. Generally asking for permission, calling the parents to come and look through the phone, or getting a warrant solves this issue. <b>Note:</b> See <i>Searching and Seizing Computers and Obtaining Electronic Evidence Manual</i> (Sept. 2009), Chapter 3, The Stored Communication Act, at:</p> <p><a href="https://www.justice.gov/file/442111/download">https://www.justice.gov/file/442111/download</a>                      and Orin S. Kerr, <i>A User’s Guide to the Stored Communications Act, and a Legislator’s Guide to Amending It</i>, George Washington Law Review (Aug. 2004), at:</p> <p><a href="https://courses.ischool.berkeley.edu/i205/s10/readings/week10/kerr-storedcomm.pdf">courses.ischool.berkeley.edu/i205/s10/readings/week10/kerr-storedcomm.pdf</a>.</p> <p>Identify and list all State’s attorneys and local law enforcement agencies with jurisdiction over the District’s boundaries. Provide this list to all Building Principals in the District.</p> <p>Provide the local State’s attorney offices and law enforcement agencies with an annual list of school buildings and the names of each building’s administrators that are located within their jurisdictions.</p> <p>Invite local State’s attorney offices and law enforcement agencies to meet with District school officials to provide input on how the District should manage sexting.</p> <p>Add an agenda item about sexting to a Parent Teacher Advisory Committee meeting (see policy 2.150, <i>Committees</i>). Include information</p>

Adopted:  
 Reviewed: September 2023  
 Amended:

Actor	Action
	<p>from discussions with State’s attorneys and local law enforcement about the issue. Discuss local considerations for:</p> <ol style="list-style-type: none"> <li>1. Disciplinary actions and consequences in response to sexting; and</li> <li>2. Sexting education and prevention efforts.</li> </ol> <p>Consider adding information about the negative consequences of sexting to the District’s sex education curriculum. See, U.S. Dept. of Justice (DOJ) Guide titled <i>Citizen’s Guide to United States Federal Child Exploitation and Obscenity Laws</i>, at: <a href="http://www.justice.gov/criminal-ceos/citizens-guide-us-federal-child-exploitation-and-obscenity-laws">www.justice.gov/criminal-ceos/citizens-guide-us-federal-child-exploitation-and-obscenity-laws</a>; MTV’s four-part series titled <i>Sexting in America: When Privates Go Public</i>, available at: <a href="http://www.mtv.com/news/1631123/mtv-news-sexting-in-america-when-privates-go-public-premieres-on-valentines-day/">www.mtv.com/news/1631123/mtv-news-sexting-in-america-when-privates-go-public-premieres-on-valentines-day/</a>.</p> <p>Consider adding the above resources to 4.170-AP2, E4, <i>Exhibit-Letter to Parents/Guardians About Preventing and Reducing Incidences of Sexting</i>.</p> <p>Convene a meeting with Building Principals to inform them of the District’s Investigation and Management of Sexting Allegations procedures (see below).</p> <p>Raise awareness of and increase educational opportunities about sexting as necessary. Follow the Parent Teacher Advisory Committee’s recommendations for providing sexting education and prevention efforts.</p> <p>Invite the local State’s attorney and local law enforcement to participate in the District’s education and prevention efforts.</p>
Building Principals	<p>Educate building staff members about the procedures for <b>Investigation and Management of Sexting Allegations</b> (see below).</p> <p>Follow the Investigation and Management of Sexting Allegations.</p>

Investigation and Management of Sexting Allegations

This section relies upon the Building Principal or designee to manage several practical and legal implications when conducting sexting allegation investigations.

Actor	Action
Building Principal or designee	<p><b>Step 1: Investigate</b></p> <p>Determine where actions took place.</p> <p>Contact parents/guardians of all students involved.</p> <p>Contact the Superintendent and request permission to contact the Board Attorney.</p> <p><b>Step 2: Isolate Evidence / Confiscate Device</b></p>

Adopted:  
 Reviewed: September 2023  
 Amended:

Actor	Action
	<p>NEVER transfer or store depictions on personal or school electronic devices to minimize accusations of possession of child pornography. (See 720 ILCS 5/11-20.1 <u>et seq.</u>, 720 ILCS 5/11-23.5(c) (provides an exception on transfer of an image for a lawful purpose), and 18 U.S.C. §§2251, 2252, and 2252A). Also see the DOJ's Child Exploitation and Obscenity Section discussing child pornography issues, available at: <a href="http://www.justice.gov/criminal-ceos">www.justice.gov/criminal-ceos</a>.</p> <p>Contact the Board Attorney for guidance to determine whether to involve local law enforcement or manage the situation within the District's disciplinary policy.</p> <p>See Joshua D. Herman, <i>Criminal Law. Sexting: It's No Joke, It's a Crime</i>. Illinois Bar Journal, Volume 98, No. 4, P. 192 at f/n 42 (published April 2010), at: <a href="http://www.isba.org/ibj/2010/04/criminallaw">www.isba.org/ibj/2010/04/criminallaw</a>, (quoting an attorney in the Ill. Attorney General's High Tech Crimes Bureau who advises school administrators to immediately confiscate devices with such material on them and report the incident to law enforcement immediately, stating that possession of a sext message that is child pornography is no different than possessing a "kilo of cocaine.")</p> <p>Follow Board policy 7.140, <i>Search and Seizure</i> and 7.150-AP, <i>Agency and Police Interviews</i>.</p> <p>Follow the Board Attorney's direction regarding searches of student owned technological devices. See Preparation of Guidelines for Investigating Sexting Allegations (above).</p> <p><b>Step 3: Follow the reporting requirements of Board policy 5:90, <i>Abused and Neglected Child Reporting</i>, when applicable</b></p> <p>A <i>sexted</i> image may constitute child abuse depending upon the visual depiction or image, the ages of the individuals involved, and other circumstances. See 325 ILCS 5/3 and 705 ILCS 405/2-3(2) which includes sex offenses defined at 720 ILCS 5/1-1 <u>et seq.</u> School personnel are granted broad immunities against civil and criminal claims for filing reports in good faith, even if the report is unfounded. In contrast, school personnel who willfully fail to report may be guilty of a Class A misdemeanor (325 ILCS 5/4(m)) and face suspension or revocation of their licenses, endorsements, or approvals (105 ILCS 5/21B-75, amended by P.A.s 102-552 and 102-702, eff. 7-1-23).</p> <p><b>Step 4: Determine appropriate disciplinary actions for all students involved in the incident</b></p> <p>Evaluate disciplinary options. Remember that a student who forwards sexts of himself or herself likely expected the depiction to remain private. As a result, consider the social stigma, bullying, harassment, and severe embarrassment issues involved in the issue.</p>

Actor	Action
	<p>Provide an equivalent discipline to all students involved in the creation, dissemination and storage of the sexted image, whenever possible.</p> <p>See Sorenen, Vitale, and Haase, <i>Sexting at School: Lessons Learned the Hard Way</i>. National School Board Association, Council of School Attorney’s Inquiry &amp; Analysis, f/n 40 (published February 2010), and available at: <a href="http://kycss.org/ns/wp-content/uploads/2020/11/SSI-Sexting-Handout-NSBA-Sexting-at-School-Lessons-Learned-the-Hard-Way.pdf">http://kycss.org/ns/wp-content/uploads/2020/11/SSI-Sexting-Handout-NSBA-Sexting-at-School-Lessons-Learned-the-Hard-Way.pdf</a>. It discusses several sex equality claims against school districts for punishing students differently when they are involved in the same incident.</p> <p>For situations that may require unequal punishment, contact the Superintendent so that he or she may consult the Board Attorney.</p> <p><b>Step 5: Prepare a plan to prevent harassment and bullying of involved students</b></p> <p>Remind the students and their parents/guardians of the Board policies 7.20, <i>Harassment of Students Prohibited</i>; 7.180, <i>Prevention of and Response to Bullying Intimidation and Harassment</i>; and 7.185, <i>Teen Dating Violence Prohibited</i>.</p> <p>Instruct involved students not to harass anyone involved in the sexting incident and keep the issues confidential.                      Consider involving the social worker or school counselor, if available, in the process to assist students.</p> <p>Follow 7.180, <i>Prevention of and Response to Bullying Intimidation and Harassment</i>, for students who violate the policy.</p>

**Requests for Information Pursuant to the Illinois Freedom of Information Act**  
**The District has received and processed the following requests for information:**

1. Dave Bentlin, responded 09.13.23
2. Chris Macek, responded 09.14.23
3. Cori Miles, responded 09.18.2023
4. Janine Asmus, responded 09.18.2023

District Type:

- School District
- Joint Agreement

ILLINOIS STATE BOARD OF EDUCATION  
School Business Services Division

SCHOOL DISTRICT/JOINT AGREEMENT BUDGET FORM \*  
July 1, 2023 - June 30, 2024

Accounting Basis:

- Cash
- Accrual

Is this an amended budget? No \_\_\_\_\_

Date of Amended Budget: \_\_\_\_\_  
(MM/DD/YY)

District Name: McLean County USD 5

District RCDT No: 17064005026

Unbalanced budget; however, a Deficit Reduction Plan is not required at this time.

**If your FY2023 AFR states that you need to do a deficit reduction plan and your FY2024 budget is balanced, please state the measures you took to have your budget become balanced. (Bckgrnd-Assumpt 25-26)**

Budget of McLean County USD 5, County of McLean/Woodford,  
State of Illinois, for the Fiscal Year beginning July 1, 2023 and ending June 30, 2024.

WHEREAS the Board of Education of McLean County USD 5,  
County of McLean/Woodford, State of Illinois, caused to be prepared in tentative form a budget, and the Secretary of this Board has made the same conveniently available to public inspection for at least thirty days prior to final action thereon;

AND WHEREAS a public hearing was held as to such budget on the 20th day of September, 2023,  
notice of said hearing was given at least thirty days prior thereto as required by law, and all other legal requirements have been complied with;

NOW, THEREFORE, Be it resolved by the Board of Education of said district as follows:

Section 1: That the fiscal year of this school district be and the same hereby is fixed and declared to be  
beginning July 1, 2023 and ending June 30, 2024.

Section 2: That the following budget containing an estimate of amounts available in each Fund, separately, and expenditures from each be  
and the same is hereby adopted as the budget of this school district for said fiscal year.

**ADOPTION OF BUDGET**

The budget shall be approved and signed below by members of the School Board. Adopted this 20th day of September, 2023  
by a roll call vote of \_\_\_\_\_ Yeas, and \_\_\_\_\_ Nays, to wit:

** MEMBERS VOTING YEA:	** MEMBERS VOTING NAY:

\* Based on the 23 Illinois Administrative Code-Part 100 and inconformity with Section 17-1 of the School Code.  
 \*\* Type in the members who voted "YEA" nor "NAY". Actual school board member signatures are not required for electronic submission.  
 (1) A certified copy of this document must be filed with the county clerk within 30 days of adoption as required by Section 18-50 of the Property Tax Code (35 ILCS 200/18-50).  
 (2) Districts are required to submit the adopted/amended budget electronically to ISBE within 30 days of adoption or by October 30, whichever comes first. Budgets are submitted through IWAS: <https://apps.isbe.net/iwas/asp/login.asp?is=true>  
 Please type the member signatures before submitting to ISBE. We do not accept PDF copies.

	A	B	C	D	E	F	G	H	I	J	K	L
1	<i>Begin entering data on EstRev 6-11 and EstExp 12-20 tabs.</i>		(10)	(20)	(30)	(40)	(50)	(60)	(70)	(80)	(90)	
2	Description: Enter Whole Numbers Only	Acct #	Educational	Operations & Maintenance	Debt Service	Transportation	Municipal Retirement/ Social Security	Capital Projects	Working Cash	Tort	Fire Prevention & Safety	
3	ESTIMATED BEGINNING FUND BALANCE (without Student Activity Funds) <sup>1</sup> as of July 1, 2023		18,398,299	1,331,199	18,593,886	1,525,971	2,681,824	0	63,416,170	731,430	560,182	
4	<b>RECEIPTS/REVENUES (without Student Activity Funds)</b>											
5	LOCAL SOURCES	1000	81,342,926	13,436,327	36,586,134	5,165,618	5,123,099	0	2,136,404	6,179,383	1,291,404	
6	FLOW-THROUGH RECEIPTS/REVENUES FROM ONE DISTRICT TO ANOTHER DISTRICT	2000	0	0	0	0	0					
7	STATE SOURCES	3000	26,840,335	50,000	0	5,933,066	0	0	0	0	0	
8	FEDERAL SOURCES	4000	16,238,618	0	0	400,000	0	0	0	0	0	
9	Total Direct Receipts/Revenues <sup>8</sup>		124,421,879	13,486,327	36,586,134	11,498,684	5,123,099	0	2,136,404	6,179,383	1,291,404	
10	Receipts/Revenues for "On Behalf" Payments <sup>2</sup>	3998										
11	Total Receipts/Revenues		124,421,879	13,486,327	36,586,134	11,498,684	5,123,099	0	2,136,404	6,179,383	1,291,404	
12	<b>DISBURSEMENTS/EXPENDITURES (without Student Activity Funds)</b>											
13	INSTRUCTION	1000	98,474,395				2,241,336			1,091,544		
14	SUPPORT SERVICES	2000	34,293,997	13,479,090		17,645,151	2,430,003	0		5,339,294	1,630,000	
15	COMMUNITY SERVICES	3000	938,070	0		0	94,945			0	0	
16	PAYMENTS TO OTHER DISTRICTS & GOVT UNITS	4000	929,444	0	0	0	0	0		0	0	
17	DEBT SERVICES	5000	0	0	37,218,548	46,224	0			0	0	
18	PROVISION FOR CONTINGENCIES	6000	0	0	0	0	0	0		0	0	
19	Total Direct Disbursements/Expenditures <sup>9</sup>		134,635,906	13,479,090	37,218,548	17,691,375	4,766,284	0		6,430,838	1,630,000	
20	Disbursements/Expenditures for "On Behalf" Payments <sup>2</sup>	4180	0	0	0	0	0	0		0	0	
21	Total Disbursements/Expenditures		134,635,906	13,479,090	37,218,548	17,691,375	4,766,284	0		6,430,838	1,630,000	
22	Excess of Direct Receipts/Revenues Over (Under) Direct Disbursements/Expenditures		(10,214,027)	7,237	(632,414)	(6,192,691)	356,815	0	2,136,404	(251,455)	(338,596)	
23	<b>OTHER SOURCES/USES OF FUNDS</b>											
24	<b>OTHER SOURCES OF FUNDS (7000)</b>											
25	<b>PERMANENT TRANSFER FROM VARIOUS FUNDS</b>											
26	Abolishment the Working Cash Fund <sup>16</sup>	7110										
27	Abatement of the Working Cash Fund <sup>16</sup>	7110	11,200,000			5,149,446						
28	Transfer of Working Cash Fund Interest	7120										
29	Transfer Among Funds	7130										
30	Transfer of Interest	7140										
31	Transfer from Capital Projects Fund to O&M Fund	7150		0								
32	Transfer of Excess Fire Prev & Safety Tax & Interest <sup>3</sup> Proceeds to O&M Fund	7160		0								
33	Transfer of Excess Accumulated Fire Prev & Safety Bond and Int <sup>3a</sup> Proceeds to Debt Service Fund	7170			0							
34	<b>SALE OF BONDS (7200)</b>											
35	Principal on Bonds Sold <sup>4</sup>	7210										
36	Premium on Bonds Sold	7220										
37	Accrued Interest on Bonds Sold	7230										
38	Sale or Compensation for Fixed Assets <sup>5</sup>	7300										
39	Transfer to Debt Service to Pay Principal on GASB 87 Leases	7400			645,860							
40	Transfer to Debt Service to Pay Interest on GASB 87 Leases	7500			34,269							
41	Transfer to Debt Service Fund to Pay Principal on Revenue Bonds	7600			0							
42	Transfer to Debt Service Fund to Pay Interest on Revenue Bonds	7700			0							
43	Transfer to Capital Projects Fund	7800						0				
44	ISBE Loan Proceeds	7900										
45	Other Sources Not Classified Elsewhere	7990		132,798								
46	Total Other Sources of Funds <sup>8</sup>		11,200,000	132,798	680,129	5,149,446	0	0	0	0	0	0

	A	B	C	D	E	F	G	H	I	J	K	L
1	<i>Begin entering data on EstRev 6-11 and EstExp 12-20 tabs.</i>		(10)	(20)	(30)	(40)	(50)	(60)	(70)	(80)	(90)	
2	Description: Enter Whole Numbers Only	Acct #	Educational	Operations & Maintenance	Debt Service	Transportation	Municipal Retirement/ Social Security	Capital Projects	Working Cash	Tort	Fire Prevention & Safety	
47	<b>OTHER USES OF FUNDS (8000)</b>											
49	<b>TRANSFER TO VARIOUS OTHER FUNDS (8100)</b>											
50	Abolishment or Abatement of the Working Cash Fund <sup>16</sup>	8110							16,349,446			
51	Transfer of Working Cash Fund Interest	8120							0			
52	Transfer Among Funds	8130										
53	Transfer of Interest <sup>6</sup>	8140										
54	Transfer from Capital Projects Fund to O&M Fund	8150										
55	Transfer of Excess Fire Prev & Safety Tax & Interest <sup>3</sup> Proceeds to O&M Fund	8160										
56	Transfer of Excess Accumulated Fire Prev & Safety Bond <sup>3a</sup> and Int Proceeds to Debt Service Fund	8170										
57	Taxes Pledged to Pay Principal on GASB 87 Leases	8410	536,257	109,603								
58	Grants/Reimbursements Pledged to Pay Principal on GASB 87 Leases	8420										
59	Other Revenues Pledged to Pay Principal on GASB 87 Leases	8430										
60	Fund Balance Transfers Pledged to Pay Principal on GASB 87 Leases	8440										
61	Taxes Pledged to Pay Interest on GASB 87 Leases	8510	21,750	12,519								
62	Grants/Reimbursements Pledged to Pay Interest on GASB 87 Leases	8520										
63	Other Revenues Pledged to Pay Interest on GASB 87 Leases	8530										
64	Fund Balance Transfers Pledged to Pay Interest on GASB 87 Leases	8540										
65	Taxes Pledged to Pay Principal on Revenue Bonds	8610										
66	Grants/Reimbursements Pledged to Pay Principal on Revenue Bonds	8620										
67	Other Revenues Pledged to Pay Principal on Revenue Bonds	8630										
68	Fund Balance Transfers Pledged to Pay Principal on Revenue Bonds	8640										
69	Taxes Pledged to Pay Interest on Revenue Bonds	8710										
70	Grants/Reimbursements Pledged to Pay Interest on Revenue Bonds	8720										
71	Other Revenues Pledged to Pay Interest on Revenue Bonds	8730										
72	Fund Balance Transfers Pledged to Pay Interest on Revenue Bonds	8740										
73	Taxes Transferred to Pay for Capital Projects	8810										
74	Grants/Reimbursements Pledged to Pay for Capital Projects	8820										
75	Other Revenues Pledged to Pay for Capital Projects	8830										
76	Fund Balance Transfers Pledged to Pay for Capital Projects	8840										
77	Transfer to Debt Service Fund to Pay Principal on ISBE Loans	8910										
78	Other Uses Not Classified Elsewhere	8990										
79	<b>Total Other Uses of Funds <sup>9</sup></b>		558,007	122,122	0	0	0	0	16,349,446	0	0	
80	<b>Total Other Sources/Uses of Fund</b>		10,641,993	10,676	680,129	5,149,446	0	0	(16,349,446)	0	0	
81	<b>ESTIMATED ENDING FUND BALANCE (without Student Activity Funds) as of June 30, 2024</b>		18,826,265	1,349,112	18,641,601	482,726	3,038,639	0	49,203,128	479,975	221,586	
82												
83	<b>Student Activity (Fund 11) ESTIMATED BEGINNING FUND BALANCE as of July 1, 2023</b>		1,804,899									
84	<b>RECEIPTS/REVENUES (For Student Activity Funds)</b>											
85	<b>Total Student Activity Direct Receipts/Revenues (Local Sources)</b>	1799	2,500,000									
86	<b>DISBURSEMENTS/EXPENDITURES (For Student Activity Funds)</b>											
87	<b>Total Student Activity Direct Disbursements/Expenditures</b>	1999	2,500,000									
88	<b>Excess of Direct Receipts/Revenues Over (Under) Direct Disbursements/Expenditures</b>		0									
89	<b>Student Activity ESTIMATED ENDING FUND BALANCE as of June 30, 2024</b>		1,804,899									
90												

74

	A	B	C	D	E	F	G	H	I	J	K	L
1	<i>Begin entering data on EstRev 6-11 and EstExp 12-20 tabs.</i>		(10)	(20)	(30)	(40)	(50)	(60)	(70)	(80)	(90)	
2	Description: Enter Whole Numbers Only	Acct #	Educational	Operations & Maintenance	Debt Service	Transportation	Municipal Retirement/ Social Security	Capital Projects	Working Cash	Tort	Fire Prevention & Safety	
91	<b>Total ESTIMATED BEGINNING FUND BALANCE (All Sources Including Student Activity Funds) as of July 1, 2023</b>		20,203,198	1,331,199	18,593,886	1,525,971	2,681,824	0	63,416,170	731,430	560,182	
92	<b>RECEIPTS/REVENUES (All Sources with Student Activity Funds)</b>											
93	<b>LOCAL SOURCES</b>	1000	83,842,926	13,436,327	36,586,134	5,165,618	5,123,099	0	2,136,404	6,179,383	1,291,404	
94	<b>FLOW-THROUGH RECEIPTS/REVENUES FROM ONE DISTRICT TO ANOTHER DISTRICT</b>	2000	0	0	0	0	0	0	0	0	0	
95	<b>STATE SOURCES</b>	3000	26,840,335	50,000	0	5,933,066	0	0	0	0	0	
96	<b>FEDERAL SOURCES</b>	4000	16,238,618	0	0	400,000	0	0	0	0	0	
97	<b>Total Direct Receipts/Revenues <sup>8</sup></b>		126,921,879	13,486,327	36,586,134	11,498,684	5,123,099	0	2,136,404	6,179,383	1,291,404	
98	Receipts/Revenues for "On Behalf" Payments <sup>2</sup>	3998	0	0	0	0	0	0	0	0	0	
99	<b>Total Receipts/Revenues</b>		126,921,879	13,486,327	36,586,134	11,498,684	5,123,099	0	2,136,404	6,179,383	1,291,404	
100	<b>DISBURSEMENTS/EXPENDITURES (All Sources with Student Activity Funds)</b>											
101	<b>INSTRUCTION</b>	1000	100,974,395				2,241,336			1,091,544		
102	<b>SUPPORT SERVICES</b>	2000	34,293,997	13,479,090		17,645,151	2,430,003	0		5,339,294	1,630,000	
103	<b>COMMUNITY SERVICES</b>	3000	938,070	0		0	94,945			0		
104	<b>PAYMENTS TO OTHER DISTRICTS &amp; GOVT UNITS</b>	4000	929,444	0	0	0	0	0	0	0	0	
105	<b>DEBT SERVICES</b>	5000	0	0	37,218,548	46,224	0			0	0	
106	<b>PROVISION FOR CONTINGENCIES</b>	6000	0	0	0	0	0	0	0	0	0	
107	<b>Total Direct Disbursements/Expenditures <sup>9</sup></b>		137,135,906	13,479,090	37,218,548	17,691,375	4,766,284	0		6,430,838	1,630,000	
108	Disbursements/Expenditures for "On Behalf" Payments <sup>2</sup>	4180	0	0	0	0	0	0	0	0	0	
109	<b>Total Disbursements/Expenditures</b>		137,135,906	13,479,090	37,218,548	17,691,375	4,766,284	0		6,430,838	1,630,000	
110	Excess of Direct Receipts/Revenues Over (Under) Direct Disbursements/Expenditures		(10,214,027)	7,237	(632,414)	(6,192,691)	356,815	0	2,136,404	(251,455)	(338,596)	
111	<b>OTHER SOURCES/USES OF FUNDS</b>											
112	<b>OTHER SOURCES OF FUNDS (7000)</b>											
113	<b>Total Other Sources of Funds <sup>8</sup></b>		11,200,000	132,798	680,129	5,149,446	0	0	0	0	0	
114	<b>OTHER USES OF FUNDS (8000)</b>											
116	<b>Total Other Uses of Funds <sup>9</sup></b>		558,007	122,122	0	0	0	0	16,349,446	0	0	
117	<b>Total Other Sources/Uses of Fund</b>		10,641,993	10,676	680,129	5,149,446	0	0	(16,349,446)	0	0	
118	<b>ESTIMATED ENDING FUND BALANCE (All Sources with Student Activity Funds) as of June 30, 2024</b>		20,631,164	1,349,112	18,641,601	482,726	3,038,639	0	49,203,128	479,975	221,586	
119												
120	<b>SUMMARY OF EXPENDITURES Without Student Activity Funds (by Major Object)</b>											
121												
122	Description	Acct #	(10) Educational	(20) Operations & Maintenance	(30) Debt Service	(40) Transportation	(50) Municipal Retirement/ Social Security	(60) Capital Projects	(70) Working Cash	(80) Tort	(90) Fire Prevention & Safety	Total By Object
123	<b>Object Name</b>											
124	Salaries	100	98,565,659	6,692,022		234,719		0		2,584,048	0	108,076,448
125	Employee Benefits	200	18,099,544	1,103,844		57,919	4,766,284	0		1,047,185	0	25,074,776
126	Purchased Services	300	3,186,046	1,420,895	0	13,008,685		0		2,424,054	280,000	20,319,680
127	Supplies & Materials	400	9,693,543	3,620,302		1,669,002		0		40,769	0	15,023,616
128	Capital Outlay	500	42,579	637,798		2,649,446		0		84,324	1,350,000	4,764,147
129	Other Objects	600	4,891,607	2,454	37,218,548	48,224	0	0		100,458	0	42,261,291
130	Non-Capitalized Equipment	700	156,928	1,775		23,380		0		150,000	0	332,083
131	Termination Benefits	800	0	0		0				0		0
132	<b>Total Expenditures</b>		134,635,906	13,479,090	37,218,548	17,691,375	4,766,284	0		6,430,838	1,630,000	215,852,041

	A	B	C	D	E	F	G	H	I	J	K
1			(10)	(20)	(30)	(40)	(50)	(60)	(70)	(80)	(90)
2	Description: Enter Whole Numbers Only	Acct #	Educational	Operations & Maintenance	Debt Service	Transportation	Municipal Retirement/ Social Security	Capital Projects	Working Cash	Tort	Fire Prevention & Safety
3	<b>BEGINNING CASH BALANCE ON HAND (without Student Activity Funds)7 as of July 1, 2023</b>		18,821,095	1,328,868	18,593,886	1,525,971	2,681,824	0	20,319,339	731,909	560,182
4	<b>Total Direct Receipts &amp; Other Sources <sup>8</sup></b>		135,621,879	13,619,125	37,266,263	16,648,130	5,123,099	0	2,136,404	6,179,383	1,291,404
5	<b>OTHER RECEIPTS</b>										
6	Interfund Loans Payable (Loans from Other Funds)	411									
7	Interfund Loans Receivable (Repayment of Loans)	141									
8	Notes and Warrants Payable	433									
9	Other Current Assets	199	392	2,331					16,349,446		
10	<b>Total Other Receipts</b>		392	2,331	0	0	0	0	16,349,446	0	0
11	<b>Total Direct Receipts, Other Sources, &amp; Other Receipts</b>		135,622,271	13,621,456	37,266,263	16,648,130	5,123,099	0	18,485,850	6,179,383	1,291,404
12	<b>Total Amount Available</b>		154,443,366	14,950,324	55,860,149	18,174,101	7,804,923	0	38,805,189	6,911,292	1,851,586
13	<b>Total Direct Disbursements &amp; Other Uses <sup>9</sup></b>		135,193,913	13,601,212	37,218,548	17,691,375	4,766,284	0	16,349,446	6,430,838	1,630,000
14	<b>OTHER DISBURSEMENTS</b>										
15	Interfund Loans Receivable (Loans to Other Funds) <sup>10</sup>	141									
16	Interfund Loans Payable (Repayment of Loans)	411									
17	Notes and Warrants Payable	433									
18	Other Current Liabilities	499	437,488							478	
19	<b>Total Other Disbursements</b>		437,488	0	0	0	0	0	0	478	0
20	<b>Total Direct Disbursements, Other Uses, &amp; Other Disbursements</b>		135,631,401	13,601,212	37,218,548	17,691,375	4,766,284	0	16,349,446	6,431,316	1,630,000
21	<b>ENDING CASH BALANCE ON HAND (without Student Activity Funds) as of June 30, 2024</b>		18,811,965	1,349,112	18,641,601	482,726	3,038,639	0	22,455,743	479,976	221,586
22											
23	<b>Activity Funds BEGINNING CASH BALANCE ON HAND<sup>7</sup> as of July 1, 2023</b>		1,804,899								
24	<b>Total Direct Receipts &amp; Other Sources <sup>8</sup></b>		2,500,000								
25	<b>Total Amount Available</b>		4,304,899								
26	<b>Total Direct Disbursements &amp; Other Uses <sup>9</sup></b>		2,500,000								
27	<b>Activity funds ENDING CASH BALANCE ON HAND<sup>7</sup> as of June 30, 2024</b>		1,804,899								
28											
29	<b>Total BEGINNING CASH BALANCE ON HAND (with Student Activity Funds)7 as of July 1, 2023</b>		20,625,994	1,328,868	18,593,886	1,525,971	2,681,824	0	20,319,339	731,909	560,182
30	<b>Total Direct Receipts &amp; Other Sources <sup>8</sup></b>		138,121,879	13,619,125	37,266,263	16,648,130	5,123,099	0	2,136,404	6,179,383	1,291,404
31	<b>Total Other Receipts</b>		392	2,331	0	0	0	0	16,349,446	0	0
32	<b>Total Direct Receipts, Other Sources, &amp; Other Receipts</b>		138,122,271	13,621,456	37,266,263	16,648,130	5,123,099	0	18,485,850	6,179,383	1,291,404
33	<b>Total Amount Available</b>		158,748,265	14,950,324	55,860,149	18,174,101	7,804,923	0	38,805,189	6,911,292	1,851,586
34	<b>Total Direct Disbursements &amp; Other Uses <sup>9</sup></b>		137,693,913	13,601,212	37,218,548	17,691,375	4,766,284	0	16,349,446	6,430,838	1,630,000
35	<b>Total Other Disbursements</b>		437,488	0	0	0	0	0	0	478	0
36	<b>Total Direct Disbursements, Other Uses, &amp; Other Disbursements</b>		138,131,401	13,601,212	37,218,548	17,691,375	4,766,284	0	16,349,446	6,431,316	1,630,000
37	<b>Total ENDING CASH BALANCE ON HAND (with Student Activity Funds)7 as of June 30, 2024</b>		20,616,864	1,349,112	18,641,601	482,726	3,038,639	0	22,455,743	479,976	221,586

	A	B	C	D	E	F	G	H	I	J	K
1			(10)	(20)	(30)	(40)	(50)	(60)	(70)	(80)	(90)
2	Description: Enter Whole Numbers Only	Acct #	Educational	Operations & Maintenance	Debt Service	Transportation	Municipal Retirement/ Social Security	Capital Projects	Working Cash	Tort	Fire Prevention & Safety
3	<b>RECEIPTS/REVENUES FROM LOCAL SOURCES (1000)</b>										
4	<b>AD VALOREM TAXES LEVIED BY LOCAL EDUCATION AGENCY</b>	<b>1100</b>									
5	Designated Purposes Levies <sup>11 (1110-1120)</sup>	-	69,980,400	12,864,045	36,436,134	5,145,618	2,229,703		1,286,404	6,151,383	1,286,404
6	Leasing Purposes Levy <sup>12</sup>	1130	1,104,122	182,282							
7	Special Education Purposes Levy	1140	1,029,123								
8	FICA and Medicare Only Levies	1150					2,477,396				
9	Area Vocational Construction Purposes Levy	1160									
10	Summer School Purposes Levy	1170									
11	Other Tax Levies (Describe & Itemize)	1190									
12	<b>Total Ad Valorem Taxes Levied by District</b>		<b>72,113,645</b>	<b>13,046,327</b>	<b>36,436,134</b>	<b>5,145,618</b>	<b>4,707,099</b>	<b>0</b>	<b>1,286,404</b>	<b>6,151,383</b>	<b>1,286,404</b>
13	<b>PAYMENTS IN LIEU OF TAXES</b>	<b>1200</b>									
14	Mobile Home Privilege Tax	1210									
15	Payments from Local Housing Authority	1220									
16	Corporate Personal Property Replacement Taxes <sup>13</sup>	1230	4,000,000				400,000				
17	Other Payments in Lieu of Taxes (Describe & Itemize)	1290									
18	<b>Total Payments in Lieu of Taxes</b>		<b>4,000,000</b>	<b>0</b>	<b>0</b>	<b>0</b>	<b>400,000</b>	<b>0</b>	<b>0</b>	<b>0</b>	<b>0</b>
19	<b>TUITION</b>	<b>1300</b>									
20	Regular Tuition from Pupils or Parents (In State)	1311									
21	Regular Tuition from Other Districts (In State)	1312									
22	Regular Tuition from Other Sources (In State)	1313									
23	Regular Tuition from Other Sources (Out of State)	1314									
24	Summer School Tuition from Pupils or Parents (In State)	1321									
25	Summer School Tuition from Other Districts (In State)	1322									
26	Summer School Tuition from Other Sources (In State)	1323									
27	Summer School Tuition from Other Sources (Out of State)	1324									
28	CTE Tuition from Pupils or Parents (In State)	1331									
29	CTE Tuition from Other Districts (In State)	1332									
30	CTE Tuition from Other Sources (In State)	1333									
31	CTE Tuition from Other Sources (Out of State)	1334									
32	Special Education Tuition from Pupils or Parents (In State)	1341									
33	Special Education Tuition from Other Districts (In State)	1342	212,000								
34	Special Education Tuition from Other Sources (In State)	1343									
35	Special Education Tuition from Other Sources (Out of State)	1344									
36	Adult Tuition from Pupils or Parents (In State)	1351									
37	Adult Tuition from Other Districts (In State)	1352									
38	Adult Tuition from Other Sources (In State)	1353									
39	Adult Tuition from Other Sources (Out of State)	1354									
40	<b>Total Tuition</b>		<b>212,000</b>								
41	<b>TRANSPORTATION FEES</b>	<b>1400</b>									
42	Regular Transportation Fees from Pupils or Parents (In State)	1411									
43	Regular Transportation Fees from Other Districts (In State)	1412									
44	Regular Transportation Fees from Other Sources (In State)	1413									
45	Regular Transportation Fees from Co-curricular Activities (In State)	1415									
46	Regular Transportation Fees from Other Sources (Out of State)	1416									
47	Summer School Transportation Fees from Pupils or Parents (In State)	1421									
48	Summer School Transportation Fees from Other Districts (In State)	1422									
49	Summer School Transportation Fees from Other Sources (In State)	1423									
50	Summer School Transportation Fees from Other Sources (Out of State)	1424									
51	CTE Transportation Fees from Pupils or Parents (In State)	1431									
52	CTE Transportation Fees from Other Districts (In State)	1432									
53	CTE Transportation Fees from Other Sources (In State)	1433									
54	CTE Transportation Fees from Other Sources (Out of State)	1434									
55	Special Education Transportation Fees from Pupils or Parents (In State)	1441									
56	Special Education Transportation Fees from Other Districts (In State)	1442									

77

	A	B	C	D	E	F	G	H	I	J	K
1			(10)	(20)	(30)	(40)	(50)	(60)	(70)	(80)	(90)
2	Description: Enter Whole Numbers Only	Acct #	Educational	Operations & Maintenance	Debt Service	Transportation	Municipal Retirement/ Social Security	Capital Projects	Working Cash	Tort	Fire Prevention & Safety
57	Special Education Transportation Fees from Other Sources (In State)	1443									
58	Special Education Transportation Fees from Other Sources (Out of State)	1444									
59	Adult Transportation Fees from Pupils or Parents (In State)	1451									
60	Adult Transportation Fees from Other Districts (In State)	1452									
61	Adult Transportation Fees from Other Sources (In State)	1453									
62	Adult Transportation Fees from Other Sources (Out of State)	1454									
63	<b>Total Transportation Fees</b>					0					
64	<b>EARNINGS ON INVESTMENTS</b>	<b>1500</b>									
65	Interest on Investments	1510	136,000	10,000	150,000	20,000	16,000		850,000	8,000	5,000
66	Gain or Loss on Sale of Investments	1520									
67	<b>Total Earnings on Investments</b>		136,000	10,000	150,000	20,000	16,000	0	850,000	8,000	5,000
68	<b>FOOD SERVICE</b>	<b>1600</b>									
69	Sales to Pupils - Lunch	1611	2,921,000								
70	Sales to Pupils - Breakfast	1612									
71	Sales to Pupils - A la Carte	1613									
72	Sales to Pupils - Other (Describe & Itemize)	1614									
73	Sales to Adults	1620									
74	Other Food Service (Describe & Itemize)	1690	48,000								
75	<b>Total Food Service</b>		2,969,000								
76	<b>DISTRICT/SCHOOL ACTIVITY INCOME</b>	<b>1700</b>									
77	Admissions - Athletic	1711	97,000								
78	Admissions - Other	1719	16,000								
79	Fees	1720	558,000								
80	Book Store Sales	1730									
81	Other District/School Activity Revenue (Describe & Itemize)	1790									
82	Student Activity Fund Revenues	1799	2,500,000								
83	<b>Total District/School Activity Income (without Student Activity Funds 1799)</b>		671,000	0							
84	<b>Total District/School Activity Income (with Student Activity Funds 1799)</b>		3,171,000								
85	<b>TEXTBOOK INCOME</b>	<b>1800</b>									
86	Textbook Rentals - Regular Textbooks	1811	830,000								
87	Textbook Rentals - Summer School Textbooks	1812									
88	Textbook Rentals - Adult/Continuing Education Textbooks	1813									
89	Textbook Rentals - Other (Describe & Itemize)	1819									
90	Textbook Sales - Regular Textbooks	1821									
91	Textbook Sales - Summer School	1822									
92	Textbook Sales - Adult/Continuing Education	1823									
93	Textbook Sales - Other (Describe & Itemize)	1829									
94	Other Textbook Income (Describe & Itemize)	1890									
95	<b>Total Textbooks</b>		830,000								
96	<b>OTHER REVENUE FROM LOCAL SOURCES</b>	<b>1900</b>									
97	Rentals	1910		105,000							
98	Contributions and Donations from Private Sources	1920	270,281								
99	Impact Fees from Municipal or County Governments	1930									
100	Services Provided Other Districts	1940									
101	Refund of Prior Years' Expenditures	1950									
102	Payments of Surplus Moneys from TIF Districts	1960									
103	Drivers' Education Fees	1970	60,000								
104	Proceeds from Vendors' Contracts	1980	6,000								
105	School Facility Occupation Tax Proceeds	1983									
106	Payment from Other Districts	1991									
107	Sale of Vocational Projects	1992									
108	Other Local Fees (Describe & Itemize)	1993	50,000	165,000							
109	Other Local Revenues (Describe & Itemize)	1999	25,000	110,000						20,000	
110	<b>Total Other Revenue from Local Sources</b>		411,281	380,000	0	0	0	0	0	20,000	0

78

	A	B	C	D	E	F	G	H	I	J	K
1	Description: Enter Whole Numbers Only	Acct #	(10)	(20)	(30)	(40)	(50)	(60)	(70)	(80)	(90)
2			Educational	Operations & Maintenance	Debt Service	Transportation	Municipal Retirement/ Social Security	Capital Projects	Working Cash	Tort	Fire Prevention & Safety
111	Total Receipts/Revenues from Local Sources (without Student Activity Funds 1799)	1000	81,342,926	13,436,327	36,586,134	5,165,618	5,123,099	0	2,136,404	6,179,383	1,291,404
112	Total Receipts/Revenues from Local Sources (with Student Activity Funds 1799)		83,842,926								
113	<b>FLOW-THROUGH RECEIPTS/REVENUES FROM ONE DISTRICT TO ANOTHER DISTRICT (2000)</b>										
114	Flow-Through Revenue from State Sources	2100									
115	Flow-Through Revenue from Federal Sources	2200									
116	Other Flow-Through Revenue (Describe & Itemize)	2300									
117	Total Flow-Through Receipts/Revenues From One District to Another District	2000	0	0		0	0				
118	<b>RECEIPTS/REVENUES FROM STATE SOURCES (3000)</b>										
119	<b>UNRESTRICTED GRANTS-IN-AID (3001-3099)</b>										
120	Evidence Based Funding Formula (Section 18-8.15)	3001	23,069,211								
121	Reorganization Incentives (Accounts 3005-3021)	3005									
122	Fast Growth District Grants	3030									
123	Other Unrestricted Grants-In-Aid From State Sources (Describe & Itemize)	3099									
124	Total Unrestricted Grants-in-Aid		23,069,211	0	0	0	0	0		0	0
125	<b>RESTRICTED GRANTS-IN-AID (3100-3900)</b>										
126	<b>SPECIAL EDUCATION</b>										
127	Special Education - Private Facility Tuition	3100	1,273,000								
128	Special Education - Funding for Children Requiring Sp Ed Services	3105									
129	Special Education - Personnel	3110									
130	Special Education - Orphanage - Individual	3120	225,000								
131	Special Education - Orphanage - Summer Individual	3130									
132	Special Education - Summer School	3145									
133	Special Education - Other (Describe & Itemize)	3199									
134	Total Special Education		1,498,000	0		0					
135	<b>CAREER AND TECHNICAL EDUCATION (CTE)</b>										
136	CTE - Technical Education - Tech Prep	3200									
137	CTE - Secondary Program Improvement (CTEI)	3220									
138	CTE - WECEP	3225									
139	CTE - Agriculture Education	3235	29,299								
140	CTE - Instructor Practicum	3240									
141	CTE - Student Organizations	3270									
142	CTE - Other (Describe & Itemize)	3299									
143	Total Career and Technical Education		29,299	0							
144	<b>BILINGUAL EDUCATION</b>										
145	Bilingual Education - Downstate - TPI and TBE	3305									
146	Bilingual Education - Downstate - Transitional Bilingual Education	3310									
147	Total Bilingual Education		0								
148	State Free Lunch & Breakfast	3360	15,000								
149	School Breakfast Initiative	3365									
150	Driver Education	3370	47,593								
151	Adult Education (from ICCB)	3410									
152	Adult Education - Other (Describe & Itemize)	3499									
153	<b>TRANSPORTATION</b>										
154	Transportation - Regular and Vocational	3500				1,974,440					
155	Transportation - Special Education	3510				3,958,626					
156	Transportation - Other (Describe & Itemize)	3599									
157	Total Transportation		0	0		5,933,066	0				
158	Learning Improvement - Change Grants	3610									
159	Scientific Literacy	3660									
160	Truant Alternative/Optional Education	3695									

79

	A	B	C	D	E	F	G	H	I	J	K
1			(10)	(20)	(30)	(40)	(50)	(60)	(70)	(80)	(90)
2	Description: Enter Whole Numbers Only	Acct #	Educational	Operations & Maintenance	Debt Service	Transportation	Municipal Retirement/ Social Security	Capital Projects	Working Cash	Tort	Fire Prevention & Safety
161	Early Childhood - Block Grant	3705	1,741,273								
162	Chicago General Education Block Grant	3766									
163	Chicago Educational Services Block Grant	3767									
164	School Safety & Educational Improvement Block Grant	3775									
165	Technology - Technology for Success	3780									
166	State Charter Schools	3815									
167	Extended Learning Opportunities - Summer Bridges	3825									
168	Infrastructure Improvements - Planning/Construction	3920									
169	School Infrastructure - Maintenance Projects	3925		50,000							
170	Other Restricted Revenue from State Sources <i>(Describe &amp; Itemize)</i>	3999	439,959								
171	<b>Total Restricted Grants-In-Aid</b>		3,771,124	50,000	0	5,933,066	0	0	0	0	0
172	<b>Total Receipts/Revenues from State Sources</b>	3000	26,840,335	50,000	0	5,933,066	0	0	0	0	0
173	<b>RECEIPTS/REVENUES FROM FEDERAL SOURCES (4000)</b>										
174	<b>UNRESTRICTED GRANTS-IN-AID RECEIVED DIRECTLY FROM FEDERAL GOVT. (4001-4009)</b>										
175	Federal Impact Aid	4001									
176	Other Unrestricted Grants-In-Aid Received from Fed. Govt. <i>(Describe &amp; Itemize)</i>	4009									
177	<b>Total Unrestricted Grants-In-Aid Received Directly from Fed Govt</b>		0	0	0	0	0	0	0	0	0
178	<b>RESTRICTED GRANTS-IN-AID RECEIVED DIRECTLY FROM FEDERAL GOVT (4045-4090)</b>										
179	Head Start	4045									
180	Construction (Impact Aid)	4050									
181	MAGNET	4060									
182	Other Restricted Grants-In-Aid Received from Fed. Govt. <i>(Describe &amp; Itemize)</i>	4090									80
183	<b>Total Restricted Grants-In-Aid Received Directly from Federal Govt.</b>		0	0		0	0	0			0
184	<b>RESTRICTED GRANTS-IN-AID RECEIVED FROM FEDERAL GOVT. THRU THE STATE (4100-4999)</b>										
185	<b>TITLE V</b>										
186	Title V - Flexibility and Accountability	4100									
187	Title V - SEA Projects	4105									
188	Title V - Rural Education Initiative (REI)	4107									
189	Title V - Other <i>(Describe &amp; Itemize)</i>	4199									
190	<b>Total Title V</b>		0	0		0	0				
191	<b>FOOD SERVICE</b>										
192	Breakfast Start-Up Expansion	4200									
193	National School Lunch Program	4210	2,305,000								
194	Special Milk Program	4215									
195	School Breakfast Program	4220	522,000								
196	Summer Food Service Admin/Program	4225									
197	Child and Adult Care Food Program	4226									
198	Fresh Fruit and Vegetables	4240									
199	Food Service - Other <i>(Describe &amp; Itemize)</i>	4299									
200	<b>Total Food Service</b>		2,827,000				0				
201	<b>TITLE I</b>										
202	Title I - Low Income	4300	1,517,089								
203	Title I - Low Income - Neglected, Private	4305									
204	Title I - Migrant Education	4340									
205	Title I - Other <i>(Describe &amp; Itemize)</i>	4399	66,611								
206	<b>Total Title I</b>		1,583,700	0		0	0				
207	<b>TITLE IV</b>										
208	Title IV - Student Support & Academic Enrichment Grant	4400	139,460								
209	Title IV - Part A - Student Support & Academic Enrichment Grants Safe and Drug Free Schools	4415									

	A	B	C	D	E	F	G	H	I	J	K
1			(10)	(20)	(30)	(40)	(50)	(60)	(70)	(80)	(90)
2	Description: Enter Whole Numbers Only	Acct #	Educational	Operations & Maintenance	Debt Service	Transportation	Municipal Retirement/ Social Security	Capital Projects	Working Cash	Tort	Fire Prevention & Safety
210	Title IV - 21st Century	4421									
211	Title IV - Other (Describe & Itemize)	4499									
212	<b>Total Title IV</b>		139,460	0		0	0				
213	<b>FEDERAL - SPECIAL EDUCATION</b>										
214	Federal Special Education - Preschool Flow-Through	4600	57,275								
215	Federal Special Education - Preschool Discretionary	4605									
216	Federal Special Education - IDEA Flow Through	4620	2,619,449								
217	Federal Special Education - IDEA Room & Board	4625	215,000								
218	Federal Special Education - IDEA Discretionary	4630									
219	Federal Special Education - IDEA - Other (Describe & Itemize)	4699									
220	<b>Total Federal Special Education</b>		2,891,724	0		0	0				
221	<b>CTE - PERKINS</b>										
222	CTE - Perkins-Title III E Tech Prep	4770									
223	CTE - Other (Describe & Itemize)	4799									
224	<b>Total CTE - Perkins</b>		0	0			0				
225	Federal - Adult Education	4810									
226	ARRA - General State Aid - Education Stabilization	4850									
227	ARRA - Title I - Low Income	4851									
228	ARRA - Title I - Neglected, Private	4852									
229	ARRA - Title I - Delinquent, Private	4853									
230	ARRA - Title I - School Improvement (Part A)	4854									
231	ARRA - Title I - School Improvement (Section 1003g)	4855									
232	ARRA - IDEA - Part B - Preschool	4856									
233	ARRA - IDEA - Part B - Flow-Through	4857									
234	ARRA - Title IID - Technology - Formula	4860									81
235	ARRA - Title IID - Technology - Competitive	4861									
236	ARRA - McKinney - Vento Homeless Education	4862									
237	ARRA - Child Nutrition Equipment Assistance	4863									
238	Impact Aid Formula Grants	4864									
239	Impact Aid Competitive Grants	4865									
240	Qualified Zone Academy Bond Tax Credits	4866									
241	Qualified School Construction Bond Credits	4867									
242	Build America Bond Tax Credits	4868									
243	Build America Bond Interest Reimbursement	4869									
244	ARRA - General State Aid - Other Government Services Stabilization	4870									
245	Other ARRA Funds - II	4871									
246	Other ARRA Funds - III	4872									
247	Other ARRA Funds - IV	4873									
248	Other ARRA Funds - V	4874									
249	ARRA - Early Childhood	4875									
250	Other ARRA Funds - VII	4876									
251	Other ARRA Funds - VIII	4877									
252	Other ARRA Funds - IX	4878									
253	Other ARRA Funds - X	4879									
254	Other ARRA Funds - Ed Job Fund Program	4880									
255	<b>Total Stimulus Programs</b>		0	0	0	0	0	0		0	0
256	Race to the Top Program	4901									
257	Race to the Top - Preschool Expansion Grant	4902									
258	Title III - Instruction for English Learners & Immigrant Students	4905	9,000								
259	Title III - English Language Acquisition	4909	86,660								
260	McKinney Education for Homeless Children	4920									
261	Title II - Eisenhower - Professional Development Formula	4930									
262	Title II - Teacher Quality	4932	419,074								
263	Title II - Part A - Supporting Effective Instruction - State Grants	4935									
264	Federal Charter Schools	4960									
265	State Assessment Grants	4981									

	A	B	C	D	E	F	G	H	I	J	K
1			(10)	(20)	(30)	(40)	(50)	(60)	(70)	(80)	(90)
2	Description: Enter Whole Numbers Only	Acct #	Educational	Operations & Maintenance	Debt Service	Transportation	Municipal Retirement/ Social Security	Capital Projects	Working Cash	Tort	Fire Prevention & Safety
266	Grant for State Assessments and Related Activities	4982									
267	Medicaid Matching Funds - Administrative Outreach	4991	228,000								
268	Medicaid Matching Funds - Fee-For-Service Program	4992	677,000								
269	Other Restricted Grants Received from Fed. Govt. thru State <i>(Describe &amp; Itemize)</i>	4998	7,377,000			400,000					
270	<b>Total Restricted Grants-In-Aid Received from Federal Govt. Thru the State</b>		16,238,618	0	0	400,000	0	0		0	0
271	<b>TOTAL RECEIPTS/REVENUES FROM FEDERAL SOURCES</b>	<b>4000</b>	16,238,618	0	0	400,000	0	0	0	0	0
272	<b>TOTAL DIRECT RECEIPTS/REVENUES (without Student Activity Funds 1799)</b>		124,421,879	13,486,327	36,586,134	11,498,684	5,123,099	0	2,136,404	6,179,383	1,291,404
273	<b>TOTAL DIRECT RECEIPTS/REVENUES (with Student Activity Funds 1799)</b>		126,921,879								

	A	B	C	D	E	F	G	H	I	J	K
1	Description: Enter Whole Numbers Only	Funct #	(100) Salaries	(200) Employee Benefits	(300) Purchased Services	(400) Supplies & Materials	(500) Capital Outlay	(600) Other Objects	(700) Non-Capitalized Equipment	(800) Termination Benefits	(900) Total
3	<b>10 - EDUCATIONAL FUND (ED)</b>										
4	<b>INSTRUCTION (ED)</b>										
5	Regular Programs	1100	45,976,555	7,541,451	928,644	2,031,097		424,845	15,800		56,918,392
6	Tuition Payment to Charter Schools	1115									0
7	Pre-K Programs	1125									0
8	Special Education Programs (Functions 1200 - 1220)	1200	23,819,925	4,829,197	236,500	1,590,000		3,400,000			33,875,622
9	Special Education Programs Pre-K	1225	1,749,564	335,351	27,000	48,646					2,160,561
10	Remedial and Supplemental Programs K-12	1250	1,470,733	399,657		84,178					1,954,568
11	Remedial and Supplemental Programs Pre-K	1275									0
12	Adult/Continuing Education Programs	1300									0
13	CTE Programs	1400	21,395	693	1,000	7,224					30,312
14	Interscholastic Programs	1500	713,914	35,385	127,550	215,011		38,000	11,128		1,140,988
15	Summer School Programs	1600	380,098	68,442							448,540
16	Gifted Programs	1650									0
17	Driver's Education Programs	1700	40,156	1,943							42,099
18	Bilingual Programs	1800	1,637,771	244,518		21,024					1,903,313
19	Truant Alternative & Optional Programs	1900									0
20	Pre-K Programs - Private Tuition	1910									0
21	Regular K-12 Programs Private Tuition	1911									0
22	Special Education Programs K-12 Private Tuition	1912									0
23	Special Education Programs Pre-K Tuition	1913									0
24	Remedial/Supplemental Programs K-12 Private Tuition	1914									0
25	Remedial/Supplemental Programs Pre-K Private Tuition	1915									0
26	Adult/Continuing Education Programs Private Tuition	1916									0
27	CTE Programs Private Tuition	1917									0
28	Interscholastic Programs Private Tuition	1918									0
29	Summer School Programs Private Tuition	1919									0
30	Gifted Programs Private Tuition	1920									83
31	Bilingual Programs Private Tuition	1921									0
32	Truants Alternative/Opt Ed Programs Private Tuition	1922									0
33	Student Activity Fund Expenditures	1999						2,500,000			2,500,000
34	<b>Total Instruction<sup>14</sup> (Without Student Activity Funds 1999)</b>	<b>1000</b>	<b>75,810,111</b>	<b>13,456,637</b>	<b>1,320,694</b>	<b>3,997,180</b>	<b>0</b>	<b>3,862,845</b>	<b>26,928</b>	<b>0</b>	<b>98,474,395</b>
35	<b>Total Instruction<sup>14</sup> (With Student Activity Funds 1999)</b>	<b>1000</b>	<b>75,810,111</b>	<b>13,456,637</b>	<b>1,320,694</b>	<b>3,997,180</b>	<b>0</b>	<b>6,362,845</b>	<b>26,928</b>	<b>0</b>	<b>100,974,395</b>
36	<b>SUPPORT SERVICES (ED)</b>										
37	<b>Support Services - Pupil</b>										
38	Attendance & Social Work Services	2110	1,539,783	253,134	3,500						1,796,417
39	Guidance Services	2120	1,641,906	305,692	150,000						2,097,598
40	Health Services	2130	1,102,926	258,036	2,000	20,500					1,383,462
41	Psychological Services	2140	1,340,423	224,443	87,000						1,651,866
42	Speech Pathology & Audiology Services	2150	740,423	131,382							871,805
43	Other Support Services - Pupils (Describe & Itemize)	2190	2,996	7							3,003
44	<b>Total Support Services - Pupil</b>	<b>2100</b>	<b>6,368,457</b>	<b>1,172,694</b>	<b>242,500</b>	<b>20,500</b>	<b>0</b>	<b>0</b>	<b>0</b>	<b>0</b>	<b>7,804,151</b>
45	<b>Support Services - Instructional Staff</b>										
46	Improvement of Instruction Services	2210	2,205,645	454,584	323,795	273,347		25,568	0		3,282,939
47	Educational Media Services	2220	1,358,852	205,474		61,430					1,625,756
48	Assessment & Testing	2230			205,000						205,000
49	<b>Total Support Services - Instructional Staff</b>	<b>2200</b>	<b>3,564,497</b>	<b>660,058</b>	<b>528,795</b>	<b>334,777</b>	<b>0</b>	<b>25,568</b>	<b>0</b>	<b>0</b>	<b>5,113,695</b>
50	<b>Support Services - General Administration</b>										
51	Board of Education Services	2310	13,143	1,848	69,000	17,000		35,000			135,991
52	Executive Administration Services	2320	276,927	127,828	94,800	20,300		6,700			526,555
53	Special Area Administration Services	2330	404,610	101,477		1,200					507,287
54	Tort Immunity Services	2361, 2365									0
55	<b>Total Support Services - General Administration</b>	<b>2300</b>	<b>694,680</b>	<b>231,153</b>	<b>163,800</b>	<b>38,500</b>	<b>0</b>	<b>41,700</b>	<b>0</b>	<b>0</b>	<b>1,169,833</b>
56	<b>Support Services - School Administration</b>										
57	Office of the Principal Services	2410	6,243,667	1,702,453	8,000			18,600			7,972,720
58	Other Support Services - School Administration (Describe & Itemize)	2490		24,211							24,211
59	<b>Total Support Services - School Administration</b>	<b>2400</b>	<b>6,243,667</b>	<b>1,726,664</b>	<b>8,000</b>	<b>0</b>	<b>0</b>	<b>18,600</b>	<b>0</b>	<b>0</b>	<b>7,996,931</b>

1	A	B	C	D	E	F	G	H	I	J	K
2	Description: Enter Whole Numbers Only	Funct #	(100) Salaries	(200) Employee Benefits	(300) Purchased Services	(400) Supplies & Materials	(500) Capital Outlay	(600) Other Objects	(700) Non-Capitalized Equipment	(800) Termination Benefits	(900) Total
60	<b>Support Services - Business</b>	<b>2500</b>									
61	Direction of Business Support Services	2510	153,687	22,741	14,800	5,000		700			196,928
62	Fiscal Services	2520	461,127	47,780	4,000	36,300		140,000			689,207
63	Operation & Maintenance of Plant Services	2540			2,000	48,500					50,500
64	Pupil Transportation Services	2550									0
65	Food Services	2560	2,693,154	435,604	94,691	2,911,597	19,579	5,694	30,000		6,190,319
66	Internal Services	2570	66,550		275,000	22,000					363,550
67	<b>Total Support Services - Business</b>	<b>2500</b>	<b>3,374,518</b>	<b>506,125</b>	<b>390,491</b>	<b>3,023,397</b>	<b>19,579</b>	<b>146,394</b>	<b>30,000</b>	<b>0</b>	<b>7,490,504</b>
68	<b>Support Services - Central</b>	<b>2600</b>									
69	Direction of Central Support Services	2610									0
70	Planning, Research, Development & Evaluation Services	2620									0
71	Information Services	2630	92,433	20,702	16,300	24,322		3,500			157,257
72	Staff Services	2640	439,741	78,919	20,000	75,000		3,000			616,660
73	Data Processing Services	2660	1,229,252	120,114	313,000	2,133,600	23,000		100,000		3,918,966
74	<b>Total Support Services - Central</b>	<b>2600</b>	<b>1,761,426</b>	<b>219,735</b>	<b>349,300</b>	<b>2,232,922</b>	<b>23,000</b>	<b>6,500</b>	<b>100,000</b>	<b>0</b>	<b>4,692,883</b>
75	<b>Other Support Services - Misc. (Describe &amp; Itemize)</b>	<b>2900</b>				26,000					26,000
76	<b>Total Support Services</b>	<b>2000</b>	<b>22,007,245</b>	<b>4,516,429</b>	<b>1,682,886</b>	<b>5,676,096</b>	<b>42,579</b>	<b>238,762</b>	<b>130,000</b>	<b>0</b>	<b>34,293,997</b>
77	<b>COMMUNITY SERVICES (ED)</b>	<b>3000</b>	<b>748,303</b>	<b>126,478</b>	<b>43,022</b>	<b>20,267</b>					<b>938,070</b>
78	<b>PAYMENTS TO OTHER DIST &amp; GOVT UNITS (ED)</b>	<b>4000</b>									
79	<b>Payments to Other Dist &amp; Govt Units (In-State)</b>	<b>4100</b>									
80	Payments for Regular Programs	4110									0
81	Payments for Special Education Programs	4120									0
82	Payments for Adult/Continuing Education Programs	4130									0
83	Payments for CTE Programs	4140									0
84	Payments for Community College Programs	4170									0
85	Other Payments to In-State Govt Units - Programs (Describe & Itemize)	4190				139,444					139,444
86	<b>Total Payments to Other Dist &amp; Govt Units (In-State)</b>	<b>4100</b>				<b>139,444</b>		<b>0</b>			<b>84139,444</b>
87	Payments for Regular Programs - Tuition	4210						250,000			250,000
88	Payments for Special Education Programs - Tuition	4220						40,000			40,000
89	Payments for Adult/Continuing Education Programs - Tuition	4230									0
90	Payments for CTE Programs - Tuition	4240						450,000			450,000
91	Payments for Community College Programs - Tuition	4270									0
92	Payments for Other Programs - Tuition	4280						50,000			50,000
93	Other Payments to In-State Govt Units - Tuition (Describe & Itemize)	4290									0
94	<b>Total Payments to Other Dist &amp; Govt Units - Tuition (In State)</b>	<b>4200</b>						<b>790,000</b>			<b>790,000</b>
95	Payments for Regular Programs - Transfers	4310									0
96	Payments for Special Education Programs - Transfers	4320									0
97	Payments for Adult/Continuing Ed Programs - Transfers	4330									0
98	Payments for CTE Programs - Transfers	4340									0
99	Payments for Community College Program - Transfers	4370									0
100	Payments for Other Programs - Transfers	4380									0
101	Other Payments to In-State Govt Units - Transfers (Describe & Itemize)	4390									0
102	<b>Total Payments to Other Dist &amp; Govt Units-Transfers (In State)</b>	<b>4300</b>				<b>0</b>		<b>0</b>			<b>0</b>
103	Payments to Other Dist & Govt Units (Out of State)	4400									0
104	<b>Total Payments to Other Dist &amp; Govt Units</b>	<b>4000</b>				<b>139,444</b>		<b>790,000</b>			<b>929,444</b>
105	<b>DEBT SERVICE (ED)</b>	<b>5000</b>									
106	<b>Debt Service - Interest on Short-Term Debt</b>	<b>5100</b>									
107	Tax Anticipation Warrants	5110									0
108	Tax Anticipation Notes	5120									0
109	Corporate Personal Property Repl Tax Anticipated Notes	5130									0
110	State Aid Anticipation Certificates	5140									0
111	Other Interest on Short-Term Debt (Describe & Itemize)	5150									0
112	<b>Total Debt Service - Interest on Short-Term Debt</b>	<b>5100</b>						<b>0</b>			<b>0</b>
113	<b>Debt Service - Interest on Long-Term Debt</b>	<b>5200</b>									<b>0</b>
114	<b>Total Debt Service</b>	<b>5000</b>						<b>0</b>			<b>0</b>
115	<b>PROVISION FOR CONTINGENCIES (ED)</b>	<b>6000</b>									<b>0</b>
116	<b>Total Direct Disbursements/Expenditures (without Student Activity Funds (1999))</b>		<b>98,565,659</b>	<b>18,099,544</b>	<b>3,186,046</b>	<b>9,693,543</b>	<b>42,579</b>	<b>4,891,607</b>	<b>156,928</b>	<b>0</b>	<b>134,635,906</b>

	A	B	C	D	E	F	G	H	I	J	K
1	Description: Enter Whole Numbers Only	Funct #	(100) Salaries	(200) Employee Benefits	(300) Purchased Services	(400) Supplies & Materials	(500) Capital Outlay	(600) Other Objects	(700) Non-Capitalized Equipment	(800) Termination Benefits	(900) Total
117	<b>Total Direct Disbursements/Expenditures (with Student Activity Funds (1999))</b>		98,565,659	18,099,544	3,186,046	9,693,543	42,579	7,391,607	156,928	0	137,135,906
118	Excess (Deficiency) of Receipts/Revenues Over Disbursements/Expenditures (without Student Activity Funds 1999)										(10,214,027)
119	Excess (Deficiency) of Receipts/Revenues Over Disbursements/Expenditures (with Student Activity Funds 1999)										(10,214,027)
120											
121	<b>20 - OPERATIONS AND MAINTENANCE FUND (O&amp;M)</b>										
122	<b>SUPPORT SERVICES (O&amp;M)</b>	<b>2000</b>									
123	Support Services - Pupil	2100									
124	Other Support Services - Pupils (Describe & Itemize)	2190									0
125	<b>Support Services - Business</b>	<b>2500</b>									
126	Direction of Business Support Services	2510									0
127	Facilities Acquisition & Construction Services	2530									0
128	Operation & Maintenance of Plant Services	2540	6,692,022	1,103,844	1,420,895	3,620,302	637,798	2,454	1,775		13,479,090
129	Pupil Transportation Services	2550									0
130	Food Services	2560									0
131	<b>Total Support Services - Business</b>	<b>2500</b>	6,692,022	1,103,844	1,420,895	3,620,302	637,798	2,454	1,775	0	13,479,090
132	Other Support Services - Misc. (Describe & Itemize)	2900									0
133	<b>Total Support Services</b>	<b>2000</b>	6,692,022	1,103,844	1,420,895	3,620,302	637,798	2,454	1,775	0	13,479,090
134	<b>COMMUNITY SERVICES (O&amp;M)</b>	<b>3000</b>									0
135	<b>PAYMENTS TO OTHER DIST &amp; GOVT UNITS (O&amp;M)</b>	<b>4000</b>									
136	<b>Payments to Other Dist &amp; Govt Units (In-State)</b>	<b>4100</b>									
137	Payments for Regular Programs	4110									0
138	Payments for Special Education Programs	4120									0
139	Payments for CTE Program	4140									0
140	Other Payments to In-State Govt Units - Programs (Describe & Itemize)	4190									0
141	<b>Total Payments to Other Dist &amp; Govt Units (In-State)</b>	<b>4100</b>			0			0			85
142	Payments to Other Dist & Govt Units (Out of State) <sup>14</sup>	4400									0
143	<b>Total Payments to Other Dist &amp; Govt Unit</b>	<b>4000</b>			0			0			0
144	<b>DEBT SERVICE (O&amp;M)</b>	<b>5000</b>									
145	<b>Debt Service - Interest on Short-Term Debt</b>	<b>5100</b>									
146	Tax Anticipation Warrants	5110									0
147	Tax Anticipation Notes	5120									0
148	Corporate Personal Prop Repl Tax Anticipated Notes	5130									0
149	State Aid Anticipation Certificates	5140									0
150	Other Interest on Short-Term Debt (Describe & Itemize)	5150									0
151	<b>Total Debt Service - Interest on Short-Term Debt</b>	<b>5100</b>						0			0
152	<b>Debt Service - Interest on Long-Term Debt</b>	<b>5200</b>									0
153	<b>Total Debt Service</b>	<b>5000</b>						0			0
154	<b>PROVISION FOR CONTINGENCIES (O&amp;M)</b>	<b>6000</b>									0
155	<b>Total Direct Disbursements/Expenditures</b>		6,692,022	1,103,844	1,420,895	3,620,302	637,798	2,454	1,775	0	13,479,090
156	Excess (Deficiency) of Receipts/Revenues Over Disbursements/Expenditures										7,237
157											
158	<b>30 - DEBT SERVICE FUND (DS)</b>										
159	<b>PAYMENTS TO OTHER DIST &amp; GOVT UNITS (DS)</b>	<b>4000</b>									
160	<b>Payments to Other Dist &amp; Govt Units (In-State)</b>	<b>4100</b>									
161	Payments for Regular Programs	4110									0
162	Payments for Special Education Programs	4120									0
163	Other Payments to In-State Govt Units - Programs (Describe & Itemize)	4190									0
164	<b>Total Payments to Other Dist &amp; Govt Units (In-State)</b>	<b>4000</b>						0			0
165	<b>DEBT SERVICE (DS)</b>	<b>5000</b>									
166	<b>Debt Service - Interest on Short-Term Debt</b>	<b>5100</b>									
167	Tax Anticipation Warrants	5110									0
168	Tax Anticipation Notes	5120									0
169	Corporate Personal Prop Repl Tax Anticipation Notes	5130									0
170	State Aid Anticipation Certificates	5140									0

	A	B	C	D	E	F	G	H	I	J	K
1	Description: Enter Whole Numbers Only	Funct #	(100) Salaries	(200) Employee Benefits	(300) Purchased Services	(400) Supplies & Materials	(500) Capital Outlay	(600) Other Objects	(700) Non-Capitalized Equipment	(800) Termination Benefits	(900) Total
171	Other Interest on Short-Term Debt <i>(Describe &amp; Itemize)</i>	5150									0
172	<b>Total Debt Service - Interest On Short-Term Debt</b>	<b>5100</b>						0			0
173	Debt Service - Interest on Long-Term Debt	5200						2,652,687			2,652,687
174	Debt Service - Payments of Principal on Long-Term Debt <sup>15</sup> <i>(Lease/Purchase Principal Retired) (Describe &amp; Itemize)</i>	5300						34,565,861			34,565,861
175	Debt Service - Other <i>(Describe &amp; Itemize)</i>	5400									0
176	<b>Total Debt Service</b>	<b>5000</b>			0			37,218,548			37,218,548
177	<b>PROVISION FOR CONTINGENCIES (DS)</b>	<b>6000</b>									0
178	<b>Total Direct Disbursements/Expenditures</b>				0			37,218,548			37,218,548
179	Excess (Deficiency) of Receipts/Revenues Over Disbursements/Expenditures										(632,414)
180											
181	<b>40 - TRANSPORTATION FUND (TR)</b>										
182	<b>SUPPORT SERVICES (TR)</b>	<b>2000</b>									
183	Support Services - Pupils	2100									
184	Other Support Services - Pupils <i>(Describe &amp; Itemize)</i>	2190									0
185	<b>Support Services - Business</b>										
186	Pupil Transportation Services	2550	234,719	57,919	13,008,685	1,669,002	2,649,446	2,000	23,380		17,645,151
187	Other Support Services - Business <i>(Describe &amp; Itemize)</i>	2900									0
188	<b>Total Support Services</b>	<b>2000</b>	<b>234,719</b>	<b>57,919</b>	<b>13,008,685</b>	<b>1,669,002</b>	<b>2,649,446</b>	<b>2,000</b>	<b>23,380</b>	<b>0</b>	<b>17,645,151</b>
189	<b>COMMUNITY SERVICES (TR)</b>	<b>3000</b>									0
190	<b>PAYMENTS TO OTHER DIST &amp; GOVT UNITS (TR)</b>	<b>4000</b>									
191	Payments to Other Dist & Govt Units (In-State)	4100									
192	Payments for Regular Program	4110									0
193	Payments for Special Education Programs	4120									0
194	Payments for Adult/Continuing Education Programs	4130									0
195	Payments for CTE Programs	4140									0
196	Payments for Community College Programs	4170									86
197	Other Payments to In-State Govt Units - Programs <i>(Describe &amp; Itemize)</i>	4190									0
198	<b>Total Payments to Other Dist &amp; Govt Units (In-State)</b>	<b>4100</b>			0			0			0
199	Payments to Other Dist & Govt Units (Out-of-State) <i>(Describe &amp; Itemize)</i>	4400									0
200	<b>Total Payments to Other Dist &amp; Govt Units</b>	<b>4000</b>			0			0			0
201	<b>DEBT SERVICE (TR)</b>	<b>5000</b>									
202	Debt Service - Interest on Short-Term Debt	5100									
203	Tax Anticipation Warrants	5110									0
204	Tax Anticipation Notes	5120									0
205	Corporate Personal Prop Repl Tax Anticipation Notes	5130									0
206	State Aid Anticipation Certificates	5140									0
207	Other Interest on Short-Term Debt <i>(Describe &amp; Itemize)</i>	5150									0
208	<b>Total Debt Service - Interest On Short-Term Debt</b>	<b>5100</b>						0			0
209	Debt Service - Interest on Long-Term Debt	5200									0
210	Debt Service - Payments of Principal on Long-Term Debt <sup>15</sup> <i>(Lease/Purchase Principal Retired) (Describe &amp; Itemize)</i>	5300						46,224			46,224
211	Debt Service - Other <i>(Describe &amp; Itemize)</i>	5400									0
212	<b>Total Debt Service</b>	<b>5000</b>						46,224			46,224
213	<b>PROVISION FOR CONTINGENCIES (TR)</b>	<b>6000</b>									0
214	<b>Total Direct Disbursements/Expenditures</b>		<b>234,719</b>	<b>57,919</b>	<b>13,008,685</b>	<b>1,669,002</b>	<b>2,649,446</b>	<b>48,224</b>	<b>23,380</b>	<b>0</b>	<b>17,691,375</b>
215	Excess (Deficiency) of Receipts/Revenues Over Disbursements/Expenditures										(6,192,691)
216											
217	<b>50 - MUNICIPAL RETIREMENT/SOC SEC FUND (MR/SS)</b>										
218	<b>INSTRUCTION (MR/SS)</b>	<b>1000</b>									
219	Regular Program	1100		726,663							726,663
220	Pre-K Programs	1125									0
221	Special Education Programs (Functions 1200-1220)	1200		1,344,845							1,344,845
222	Special Education Programs Pre-K	1225		70,915							70,915
223	Remedial and Supplemental Programs K-12	1250		20,572							20,572

	A	B	C	D	E	F	G	H	I	J	K
1	Description: Enter Whole Numbers Only		(100)	(200)	(300)	(400)	(500)	(600)	(700)	(800)	(900)
2		Funct #	Salaries	Employee Benefits	Purchased Services	Supplies & Materials	Capital Outlay	Other Objects	Non-Capitalized Equipment	Termination Benefits	Total
224	Remedial and Supplemental Programs Pre-K	1275									0
225	Adult/Continuing Education Programs	1300									0
226	CTE Programs	1400		254							254
227	Interscholastic Programs	1500		32,036							32,036
228	Summer School Programs	1600		23,623							23,623
229	Gifted Programs	1650									0
230	Driver's Education Programs	1700		529							529
231	Bilingual Programs	1800		21,899							21,899
232	Truant Alternative & Optional Programs	1900									0
233	<b>Total Instruction</b>	<b>1000</b>		<b>2,241,336</b>							<b>2,241,336</b>
234	<b>SUPPORT SERVICES (MR/SS)</b>	<b>2000</b>									
235	<b>Support Services - Pupil</b>	<b>2100</b>									
236	Attendance & Social Work Services	2110		25,489							25,489
237	Guidance Services	2120		42,159							42,159
238	Health Services	2130		61,030							61,030
239	Psychological Services	2140		18,790							18,790
240	Speech Pathology & Audiology Services	2150		10,147							10,147
241	Other Support Services - Pupils (Describe & Itemize)	2190		187							187
242	<b>Total Support Services - Pupil</b>	<b>2100</b>		<b>157,802</b>							<b>157,802</b>
243	<b>Support Services - Instructional Staff</b>	<b>2200</b>									
244	Improvement of Instruction Services	2210		54,804							54,804
245	Educational Media Services	2220		28,692							28,692
246	Assessment & Testing	2230									0
247	<b>Total Support Services - Instructional Staff</b>	<b>2200</b>		<b>83,496</b>							<b>83,496</b>
248	<b>Support Services - General Administration</b>	<b>2300</b>									
249	Board of Education Services	2310		190							190
250	Executive Administration Services	2320		46,565							87 46,565
251	Special Area Administrative Services	2330		16,620							16,620
252	Claims Paid from Self Insurance Fund	2361									0
253	Risk Management and Claims Services Payments	2365									0
254	<b>Total Support Services - General Administration</b>	<b>2300</b>		<b>63,375</b>							<b>63,375</b>
255	<b>Support Services - School Administration</b>	<b>2400</b>									
256	Office of the Principal Services	2410		364,627							364,627
257	Other Support Services - School Administration (Describe & Itemize)	2490		681							681
258	<b>Total Support Services - School Administration</b>	<b>2400</b>		<b>365,308</b>							<b>365,308</b>
259	<b>Support Services - Business</b>	<b>2500</b>									
260	Direction of Business Support Services	2510		27,809							27,809
261	Fiscal Services	2520		65,359							65,359
262	Facilities Acquisition & Construction Services	2530									0
263	Operation & Maintenance of Plant Service	2540		1,009,540							1,009,540
264	Pupil Transportation Services	2550		34,139							34,139
265	Food Services	2560		351,112							351,112
266	Internal Services	2570		10,388							10,388
267	<b>Total Support Services - Business</b>	<b>2500</b>		<b>1,498,347</b>							<b>1,498,347</b>
268	<b>Support Services - Central</b>	<b>2600</b>									
269	Direction of Central Support Services	2610									0
270	Planning, Research, Development & Evaluation Services	2620									0
271	Information Services	2630		17,311							17,311
272	Staff Services	2640		77,946							77,946
273	Data Processing Services	2660		166,418							166,418
274	<b>Total Support Services - Central</b>	<b>2600</b>		<b>261,675</b>							<b>261,675</b>
275	<b>Other Support Services - Misc. (Describe &amp; Itemize)</b>	<b>2900</b>									0
276	<b>Total Support Services</b>	<b>2000</b>		<b>2,430,003</b>							<b>2,430,003</b>
277	<b>COMMUNITY SERVICES (MR/SS)</b>	<b>3000</b>		94,945							94,945
278	<b>PAYMENTS TO OTHER DIST &amp; GOVT UNITS (MR/SS)</b>	<b>4000</b>									
279	Payments for Regular Programs	4110									0
280	Payments for Special Education Programs	4120									0
281	Payments for CTE Programs	4140									0

	A	B	C	D	E	F	G	H	I	J	K
1	Description: Enter Whole Numbers Only	Funct #	(100) Salaries	(200) Employee Benefits	(300) Purchased Services	(400) Supplies & Materials	(500) Capital Outlay	(600) Other Objects	(700) Non-Capitalized Equipment	(800) Termination Benefits	(900) Total
282	Total Payments to Other Dist & Govt Units	4000		0							0
283	<b>DEBT SERVICE (MR/SS)</b>	<b>5000</b>									
284	Debt Service - Interest on Short-Term Debt	5100									
285	Tax Anticipation Warrants	5110									0
286	Tax Anticipation Notes	5120									0
287	Corporate Personal Prop Repl Tax Anticipation Notes	5130									0
288	State Aid Anticipation Certificates	5140									0
289	Other Interest on Short-Term Debt (Describe & Itemize)	5150									0
290	Total Debt Service	5000						0			0
291	<b>PROVISION FOR CONTINGENCIES (MR/SS)</b>	<b>6000</b>									0
292	Total Direct Disbursements/Expenditures			4,766,284				0			4,766,284
293	Excess (Deficiency) of Receipts/Revenues Over Disbursements/Expenditures										356,815
294											
295	<b>60 - CAPITAL PROJECTS (CP)</b>										
296	<b>SUPPORT SERVICES (CP)</b>	<b>2000</b>									
297	Support Services - Business										
298	Facilities Acquisition & Construction Services	2530									0
299	Other Support Services - Business (Describe & Itemize)	2900									0
300	Total Support Services	2000	0	0	0	0	0	0	0		0
301	<b>PAYMENTS TO OTHER DIST &amp; GOVT UNITS (CP)</b>	<b>4000</b>									
302	Payments to Other Dist & Govt Units (In-State)	4100									
303	Payments to Regular Programs	4110									0
304	Payment for Special Education Programs	4120									0
305	Payment for CTE Programs	4140									0
306	Payments to Other Govt Units - Programs (In-State) (Describe & Itemize)	4190									0
307	Total Payments to Other Districts & Govt Units	4000			0			0			0
308	<b>PROVISION FOR CONTINGENCIES (CP)</b>	<b>6000</b>									88
309	Total Direct Disbursements/Expenditures		0	0	0	0	0	0	0		0
310	Excess (Deficiency) of Receipts/Revenues Over Disbursements/Expenditures										0
311											
312	<b>70 WORKING CASH FUND (WC)</b>										
313											
314	<b>80 - TORT FUND (TF)</b>										
315	<b>INSTRUCTION (TF)</b>	<b>1000</b>									
316	Regular Programs	1100									0
317	Tuition Payment to Charter Schools	1115									0
318	Pre-K Programs	1125									0
319	Special Education Programs (Functions 1200 - 1220)	1200	1,019,708								1,019,708
320	Special Education Programs Pre-K	1225									0
321	Remedial and Supplemental Programs K-12	1250									0
322	Remedial and Supplemental Programs Pre-K	1275									0
323	Adult/Continuing Education Programs	1300									0
324	CTE Programs	1400									0
325	Interscholastic Programs	1500	31,676		40,160						71,836
326	Summer School Programs	1600									0
327	Gifted Programs	1650									0
328	Driver's Education Programs	1700									0
329	Bilingual Programs	1800									0
330	Truant Alternative & Optional Programs	1900									0
331	Pre-K Programs - Private Tuition	1910									0
332	Regular K-12 Programs Private Tuition	1911									0
333	Special Education Programs K-12 Private Tuition	1912									0
334	Special Education Programs Pre-K Tuition	1913									0
335	Remedial/Supplemental Programs K-12 Private Tuition	1914									0
336	Remedial/Supplemental Programs Pre-K Private Tuition	1915									0
337	Adult/Continuing Education Programs Private Tuition	1916									0
338	CTE Programs Private Tuition	1917									0

1	A	B	C	D	E	F	G	H	I	J	K
2	Description: Enter Whole Numbers Only	Funct #	(100) Salaries	(200) Employee Benefits	(300) Purchased Services	(400) Supplies & Materials	(500) Capital Outlay	(600) Other Objects	(700) Non-Capitalized Equipment	(800) Termination Benefits	(900) Total
339	Interscholastic Programs Private Tuition	1918									0
340	Summer School Programs Private Tuition	1919									0
341	Gifted Programs Private Tuition	1920									0
342	Bilingual Programs Private Tuition	1921									0
343	Truants Alternative/Opt Ed Programs Private Tuition	1922									0
344	<b>Total Instruction<sup>14</sup></b>	<b>1000</b>	<b>1,051,384</b>	<b>0</b>	<b>40,160</b>	<b>0</b>	<b>0</b>	<b>0</b>	<b>0</b>	<b>0</b>	<b>1,091,544</b>
345	<b>SUPPORT SERVICES (TF)</b>	<b>2000</b>									
346	<b>Support Services - Pupil</b>	<b>2100</b>									
347	Attendance & Social Work Services	2110									0
348	Guidance Services	2120									0
349	Health Services	2130	632,765		1,529	785					635,079
350	Psychological Services	2140									0
351	Speech Pathology & Audiology Services	2150									0
352	Other Support Services - Pupils (Describe & Itemize)	2190									0
353	<b>Total Support Services - Pupil</b>	<b>2100</b>	<b>632,765</b>	<b>0</b>	<b>1,529</b>	<b>785</b>	<b>0</b>	<b>0</b>	<b>0</b>	<b>0</b>	<b>635,079</b>
354	<b>Support Services - Instructional Staff</b>	<b>2200</b>									
355	Improvement of Instruction Services	2210	80,392								80,392
356	Educational Media Services	2220									0
357	Assessment & Testing	2230									0
358	<b>Total Support Services - Instructional Staff</b>	<b>2200</b>	<b>80,392</b>	<b>0</b>	<b>0</b>	<b>0</b>	<b>0</b>	<b>0</b>	<b>0</b>	<b>0</b>	<b>80,392</b>
359	<b>Support Services - General Administration</b>	<b>2300</b>									
360	Board of Education Services	2310									0
361	Executive Administration Services	2320	200,531	25,070							225,601
362	Special Area Administration Services	2330									0
363	Claims Paid from Self Insurance Fund	2361									0
364	Risk Management and Claims Services Payments	2365			1,878,620	16,659		100,458			1,995,737
365	<b>Total Support Services - General Administration</b>	<b>2300</b>	<b>200,531</b>	<b>25,070</b>	<b>1,878,620</b>	<b>16,659</b>	<b>0</b>	<b>100,458</b>	<b>0</b>	<b>0</b>	<b>892,213,338</b>
366	<b>Support Services - School Administration</b>	<b>2400</b>									
367	Office of the Principal Services	2410	414,139								414,139
368	Other Support Services - School Administration (Describe & Itemize)	2490									0
369	<b>Total Support Services - School Administration</b>	<b>2400</b>	<b>414,139</b>	<b>0</b>	<b>0</b>	<b>0</b>	<b>0</b>	<b>0</b>	<b>0</b>	<b>0</b>	<b>414,139</b>
370	<b>Support Services - Business</b>	<b>2500</b>									
371	Direction of Business Support Services	2510	25,264								25,264
372	Fiscal Services	2520									0
373	Facilities Acquisition & Construction Services	2530									0
374	Operation & Maintenance of Plant Services	2540	96,237	19,421	410,499	23,325	84,324		150,000		783,806
375	Pupil Transportation Services	2550									0
376	Food Services	2560									0
377	Internal Services	2570									0
378	<b>Total Support Services - Business</b>	<b>2500</b>	<b>121,501</b>	<b>19,421</b>	<b>410,499</b>	<b>23,325</b>	<b>84,324</b>	<b>0</b>	<b>150,000</b>	<b>0</b>	<b>809,070</b>
379	<b>Support Services - Central</b>	<b>2600</b>									
380	Direction of Central Support Services	2610									0
381	Planning, Research, Development & Evaluation Services	2620									0
382	Information Services	2630									0
383	Staff Services	2640	83,336	1,002,694	93,246						1,179,276
384	Data Processing Services	2660									0
385	<b>Total Support Services - Central</b>	<b>2600</b>	<b>83,336</b>	<b>1,002,694</b>	<b>93,246</b>	<b>0</b>	<b>0</b>	<b>0</b>	<b>0</b>	<b>0</b>	<b>1,179,276</b>
386	<b>Other Support Services - Misc. (Describe &amp; Itemize)</b>	<b>2900</b>									
387	<b>Total Support Services</b>	<b>2000</b>	<b>1,532,664</b>	<b>1,047,185</b>	<b>2,383,894</b>	<b>40,769</b>	<b>84,324</b>	<b>100,458</b>	<b>150,000</b>	<b>0</b>	<b>5,339,294</b>
388	<b>COMMUNITY SERVICES (TF)</b>	<b>3000</b>									
389	<b>PAYMENTS TO OTHER DIST &amp; GOVT UNITS (TF)</b>	<b>4000</b>									
390	<b>Payments to Other Dist &amp; Govt Units (In-State)</b>	<b>4100</b>									
391	Payments for Regular Programs	4110									0
392	Payments for Special Education Programs	4120									0
393	Payments for Adult/Continuing Education Programs	4130									0
394	Payments for CTE Programs	4140									0
395	Payments for Community College Programs	4170									0

1	A	B	C	D	E	F	G	H	I	J	K
2	Description: Enter Whole Numbers Only	Funct #	(100) Salaries	(200) Employee Benefits	(300) Purchased Services	(400) Supplies & Materials	(500) Capital Outlay	(600) Other Objects	(700) Non-Capitalized Equipment	(800) Termination Benefits	(900) Total
396	Other Payments to In-State Govt Units - Programs (Describe & Itemize)	4190									0
397	<b>Total Payments to Other Dist &amp; Govt Units (In-State)</b>	<b>4100</b>			0			0			0
398	Payments for Regular Programs - Tuition	4210									0
399	Payments for Special Education Programs - Tuition	4220									0
400	Payments for Adult/Continuing Education Programs - Tuition	4230									0
401	Payments for CTE Programs - Tuition	4240									0
402	Payments for Community College Programs - Tuition	4270									0
403	Payments for Other Programs - Tuition	4280									0
404	Other Payments to In-State Govt Units - Tuition (Describe & Itemize)	4290									0
405	<b>Total Payments to Other Dist &amp; Govt Units - Tuition (In State)</b>	<b>4200</b>						0			0
406	Payments for Regular Programs - Transfers	4310									0
407	Payments for Special Education Programs - Transfers	4320									0
408	Payments for Adult/Continuing Ed Programs - Transfers	4330									0
409	Payments for CTE Programs - Transfers	4340									0
410	Payments for Community College Program - Transfers	4370									0
411	Payments for Other Programs - Transfers	4380									0
412	Other Payments to In-State Govt Units - Transfers (Describe & Itemize)	4390									0
413	<b>Total Payments to Other Dist &amp; Govt Units-Transfers (In State)</b>	<b>4300</b>			0			0			0
414	Payments to Other Dist & Govt Units (Out of State)	4400									0
415	<b>Total Payments to Other Dist &amp; Govt Units</b>	<b>4000</b>			0			0			0
416	<b>DEBT SERVICE (TF)</b>	<b>5000</b>									
417	<b>Debt Service - Interest on Short-Term Debt</b>										
418	Tax Anticipation Warrants	5110									0
419	Tax Anticipation Notes	5120									0
420	Corporate Personal Property Replacement Tax Anticipation Notes	5130									0
421	State Aid Anticipation Certificates	5140									0
422	Other Interest on Short-Term Debt (Describe & Itemize)	5150									90
423	<b>Debt Service - Interest on Long-Term Debt</b>	<b>5200</b>									0
424	Debt Service - Payments of Principal on Long-Term Debt <sup>15</sup> (Lease/Purchase Principal Retired) (Describe & Itemize)	5300									0
425	<b>Debt Service - Other (Describe &amp; Itemize)</b>	<b>5400</b>									0
426	<b>Total Debt Service</b>	<b>5000</b>			0			0			0
427	<b>PROVISION FOR CONTINGENCIES (TF)</b>	<b>6000</b>									0
428	<b>Total Direct Disbursements/Expenditures</b>		2,584,048	1,047,185	2,424,054	40,769	84,324	100,458	150,000	0	6,430,838
429	<b>Excess (Deficiency) of Receipts/Revenues Over Disbursements/Expenditures</b>										(251,455)
430											
431	<b>90 - FIRE PREVENTION &amp; SAFETY FUND (FP&amp;S)</b>										
432	<b>SUPPORT SERVICES (FP&amp;S)</b>	<b>2000</b>									
433	<b>Support Services - Business</b>	<b>2500</b>									
434	Facilities Acquisition & Construction Services	2530			50,000						50,000
435	Operation & Maintenance of Plant Service	2540			230,000		1,350,000				1,580,000
436	<b>Total Support Services - Business</b>	<b>2500</b>	0	0	280,000	0	1,350,000	0	0		1,630,000
437	<b>Other Support Services - Misc. (Describe &amp; Itemize)</b>	<b>2900</b>									0
438	<b>Total Support Services</b>	<b>2000</b>	0	0	280,000	0	1,350,000	0	0		1,630,000
439	<b>PAYMENTS TO OTHER DISTRICTS &amp; GOVT UNITS (FP&amp;S)</b>	<b>4000</b>									
440	Payments to Regular Programs	4110									0
441	Payments to Special Education Programs	4120									0
442	Other Payments to In-State Govt Units - Programs (Describe & Itemize)	4190									0
443	<b>Total Payments to Other Districts &amp; Govt Units (FPS)</b>	<b>4000</b>						0			0
444	<b>DEBT SERVICE (FP&amp;S)</b>	<b>5000</b>									
445	<b>Debt Service - Interest on Short-Term Debt</b>	<b>5100</b>									
446	Tax Anticipation Warrants	5110									0
447	Other Interest on Short-Term Debt (Describe & Itemize)	5150									0
448	<b>Total Debt Service - Interest on Short-Term Debt</b>	<b>5100</b>						0			0
449	<b>Debt Service - Interest on Long-Term Debt</b>	<b>5200</b>									0
450	Debt Service - Payments of Principal on Long-Term Debt <sup>15</sup> (Lease/Purchase Principal Retired) (Describe & Itemize)	5300									0

	A	B	C	D	E	F	G	H	I	J	K
1	Description: Enter Whole Numbers Only	Funct #	(100) Salaries	(200) Employee Benefits	(300) Purchased Services	(400) Supplies & Materials	(500) Capital Outlay	(600) Other Objects	(700) Non-Capitalized Equipment	(800) Termination Benefits	(900) Total
2											
451	Total Debt Service	5000						0			0
452	PROVISIONS FOR CONTINGENCIES (FP&S)	6000									0
453	Total Direct Disbursements/Expenditures		0	0	280,000	0	1,350,000	0	0		1,630,000
454	Excess (Deficiency) of Receipts/Revenues Over Disbursements/Expenditures										(338,596)

	B	C	D	E	F	G	H
1	<b>If there is an amount in column C or column G, please describe the type of revenue or expenditure in column D or column H.</b>						
2	Revenue Check: OK						
3	Expenditure Check: OK						
4	Revenues Acct. (EstRev tab)	Amount	Describe Revenue	Expenditures Fund-Function (EstExp tab)	Amount	Describe Expenditures	
5	1190			10-2190	\$ 3,003	PBIS substitutes	
6	1290			10-2490	\$ 24,211	Salary for administrative mentor to support building admin	
7	1614			10-2900	\$ 26,000	Supplies for homeless students	
8	1690	\$ 48,000	Food provided for events	10-4190	\$ 139,444	39,444 - Purchased services from Juvenile Delinquent Center 100,000 - Counseling services for high schools	
9	1790			10-4290			
10	1819			10-4390			
11	1829			10-4400			
12	1890			10-5150			
13	1993	\$ 215,000	50,000 - Union president reimbursement 165,000 - Health insurance contributions & COBRA revenue	20-2190			
14	1999	\$ 155,000	30,000 - Workers Compensation revenue 75,000 - HS parking pass revenue 25,000 - Fund 10: E-Rate and other miscellaneous revenue 5,000 - Fund 20: miscellaneous revenue 20,000 - Fund 80: background check fees	20-2900			
15	2300			20-4190			
16	3099			20-4400			
17	3199			20-5150			
18	3299			30-4190			
19	3499			30-5150			
20	3599			30-5300	\$ 34,565,861	33,950,000 - Principal payments for bonded debt 615,860 - Principal payments for leases	
21	3999	\$ 439,959	151,459 - Regular Orphanage Tuition (18-3) 10,500 - SOS Library Grant 278,000 - STEP Grant State Matching	30-5400			
22	4009			40-2190			
23	4090			40-2900			
24	4199			40-4190			
25	4299			40-4400			
26	4399	\$ 66,611	32,427 - Title I Delinquent 34,184 - Title I School Improvement	40-5150			
27	4499			40-5300	\$ 46,224	Principal payments for leases	
28	4699			40-5400			
29	4799			50-2190	\$ 187	PBIS substitutes	
30	4998	\$ 7,777,000	1,029,000 - STEP Grant 6,607,507 - ESSER 3 75,822 - ARP IDEA Flow-through 14,565 - ARP IDEA Preschool 8,900 - ARP McKinney-Vento Homeless 36,648 - Freedom Schools 4,558 - Elevating Educators - Bilingual	50-2490	\$ 681	Benefits for administrative mentor to support building admin	
31				50-2900			
32				50-5150			
33				60-2900			
34				60-4190			
35				80-2190			
36				80-2490			
37				80-2900			
38				80-4190			
39				80-4290			
40				80-4390			
41				80-4400			
42				80-5150			
43				80-5300			
44				80-5400			
45				90-2900			
46				90-4190			
47				90-5150			
48				90-5300			

DEFICIT BUDGET SUMMARY INFORMATION - Operating Funds Only (School Districts Only)					
Description	EDUCATIONAL FUND (10)	OPERATIONS & MAINTENANCE FUND (20)	TRANSPORTATION FUND (40)	WORKING CASH FUND (70)	TOTAL
Direct Revenues	124,421,879	13,486,327	11,498,684	2,136,404	151,543,294
Direct Expenditures	134,635,906	13,479,090	17,691,375		165,806,371
Difference	(10,214,027)	7,237	(6,192,691)	2,136,404	(14,263,077)
Estimated Fund Balance - June 30, 2024	18,826,265	1,349,112	482,726	49,203,128	69,861,232

**Unbalanced budget; however, a Deficit Reduction Plan is not required at this time.**

A deficit reduction plan is required if the local board of education adopts (or amends) the 2023-2024 school district budget in which the "operating funds" listed above result in direct revenues (line 9, BudgetSum 2-4) being less than direct expenditures (line 19, BudgetSum 2-4) by an amount equal to or greater than one-third (1/3) of the ending fund balance (line 81, BudgetSum 2-4).

**Note:** The balance is determined using only the four funds listed above. That is, if the estimated ending fund balance is less than three times the deficit spending, the district must adopt and file with ISBE a deficit reduction plan to balance the shortfall within three years.

Per School Code (105 ILCS 5/17-1) - If the Deficit AFR Summary Information tab from the 2022-2023 Annual Financial Report (AFR) reflects a deficit as defined above, then the school district shall adopt and submit a deficit reduction plan (found here on page 23-27) to ISBE within 30 days after acceptance of the AFR.

The deficit reduction plan, if required, is developed using ISBE guidelines and format.

	A	B	C	D	E	F	G
1	<b>*School Districts Only</b>		<b>DEFICIT REDUCTION PLAN ESTIMATED BUDGET FY2023-2024</b>				
2							
3	<b>17064005026</b>						
4	<i>District Number</i>						
5	<b>McLean County USD 5</b>						
6	<i>District Name</i>		<b>Educational Fund</b>	<b>Operations &amp; Maintenance Fund</b>	<b>Transportation Fund</b>	<b>Working Cash Fund</b>	<b>Total</b>
7	<b>ESTIMATED BEGINNING FUND BALANCE</b> <i>(must equal prior Ending Fund Balance)</i>		18,398,299	1,331,199	1,525,971	63,416,170	84,671,640
8	<b>RECEIPTS/REVENUES</b>	<b>Acct #</b>					
9	<b>LOCAL SOURCES</b>	<b>1000</b>	81,342,926	13,436,327	5,165,618	2,136,404	102,081,275
10	<b>FLOW-THROUGH RECEIPTS/REVENUES FROM ONE DISTRICT TO ANOTHER DISTRICT</b>	<b>2000</b>	0	0	0		0
11	<b>STATE SOURCES</b>	<b>3000</b>	26,840,335	50,000	5,933,066	0	32,823,401
12	<b>FEDERAL SOURCES</b>	<b>4000</b>	16,238,618	0	400,000	0	16,638,618
13	<b>Total Receipts/Revenues</b>		124,421,879	13,486,327	11,498,684	2,136,404	151,543,294
14	<b>DISBURSEMENTS/EXPENDITURES</b>	<b>Funct #</b>					
15	<b>INSTRUCTION</b>	<b>1000</b>	98,474,395				98,474,395
16	<b>SUPPORT SERVICES</b>	<b>2000</b>	34,293,997	13,479,090	17,645,151		65,418,238
17	<b>COMMUNITY SERVICES</b>	<b>3000</b>	938,070	0	0		938,070
18	<b>PAYMENTS TO OTHER DISTRICTS &amp; GOVT. UNITS</b>	<b>4000</b>	929,444	0	0		929,444
19	<b>DEBT SERVICES</b>	<b>5000</b>	0	0	46,224		46,224
20	<b>PROVISION FOR CONTINGENCIES</b>	<b>6000</b>	0	0	0		0
21	<b>Total Disbursements/Expenditures</b>		134,635,906	13,479,090	17,691,375		165,806,371
22	<b>Excess of Receipts/Revenue Over/(Under) Disbursements/Expenditures</b>		<b>(10,214,027)</b>	7,237	<b>(6,192,691)</b>	2,136,404	<b>(14,263,077)</b>
23	<b>OTHER SOURCES/USES OF FUNDS</b>						
24	<b>OTHER SOURCES OF FUNDS (7000)</b>		11,200,000	132,798	5,149,446	0	16,482,244
25	<b>OTHER USES OF FUNDS (8000)</b>		558,007	122,122	0	16,349,446	17,029,575
26	<b>TOTAL OTHER SOURCES/USES OF FUNDS</b>		10,641,993	10,676	5,149,446	<b>(16,349,446)</b>	<b>(547,331)</b>
27	<b>ESTIMATED ENDING FUND BALANCE</b>		18,826,265	1,349,112	482,726	49,203,128	69,861,232

	A	B	H	I	J	K	L
1	<b>*School Districts Only</b>		<b>ESTIMATED BUDGET FY2024-2025</b>				
2							
3	<b>17064005026</b>						
4	<i>District Number</i>						
5	<b>McLean County USD 5</b>						
6	<i>District Name</i>		Educational Fund	Operations & Maintenance Fund	Transportation Fund	Working Cash Fund	Total
7	<b>ESTIMATED BEGINNING FUND BALANCE</b> <i>(must equal prior Ending Fund Balance)</i>		18,826,265	1,349,112	482,726	49,203,128	69,861,232
8	<b>RECEIPTS/REVENUES</b>	Acct #					
9	<b>LOCAL SOURCES</b>	1000					0
10	<b>FLOW-THROUGH RECEIPTS/REVENUES FROM ONE DISTRICT TO ANOTHER DISTRICT</b>	2000					0
11	<b>STATE SOURCES</b>	3000					0
12	<b>FEDERAL SOURCES</b>	4000					0
13	<b>Total Receipts/Revenues</b>		0	0	0	0	0
14	<b>DISBURSEMENTS/EXPENDITURES</b>	Funct #					
15	<b>INSTRUCTION</b>	1000					0
16	<b>SUPPORT SERVICES</b>	2000					0
17	<b>COMMUNITY SERVICES</b>	3000					0
18	<b>PAYMENTS TO OTHER DISTRICTS &amp; GOVT. UNITS</b>	4000					0
19	<b>DEBT SERVICES</b>	5000					0
20	<b>PROVISION FOR CONTINGENCIES</b>	6000					0
21	<b>Total Disbursements/Expenditures</b>		0	0	0		0
22	<b>Excess of Receipts/Revenue Over/(Under) Disbursements/Expenditures</b>		0	0	0	0	0
23	<b>OTHER SOURCES/USES OF FUNDS</b>						
24	<b>OTHER SOURCES OF FUNDS (7000)</b>						0
25	<b>OTHER USES OF FUNDS (8000)</b>						0
26	<b>TOTAL OTHER SOURCES/USES OF FUNDS</b>		0	0	0	0	0
27	<b>ESTIMATED ENDING FUND BALANCE</b>		18,826,265	1,349,112	482,726	49,203,128	69,861,232

	A	B	M	N	O	P	Q
1	<b>*School Districts Only</b>		<b>ESTIMATED BUDGET FY2025-2026</b>				
2							
3	<b>17064005026</b>						
4	<i>District Number</i>						
5	<b>McLean County USD 5</b>						
6	<i>District Name</i>		<b>Educational Fund</b>	<b>Operations &amp; Maintenance Fund</b>	<b>Transportation Fund</b>	<b>Working Cash Fund</b>	<b>Total</b>
7	<b>ESTIMATED BEGINNING FUND BALANCE (must equal prior Ending Fund Balance)</b>		18,826,265	1,349,112	482,726	49,203,128	69,861,232
8	<b>RECEIPTS/REVENUES</b>		<b>Acct #</b>				
9	<b>LOCAL SOURCES</b>		<b>1000</b>				0
10	<b>FLOW-THROUGH RECEIPTS/REVENUES FROM ONE DISTRICT TO ANOTHER DISTRICT</b>		<b>2000</b>				0
11	<b>STATE SOURCES</b>		<b>3000</b>				0
12	<b>FEDERAL SOURCES</b>		<b>4000</b>				0
13	<b>Total Receipts/Revenues</b>		0	0	0	0	0
14	<b>DISBURSEMENTS/EXPENDITURES</b>		<b>Funct #</b>				
15	<b>INSTRUCTION</b>		<b>1000</b>				0
16	<b>SUPPORT SERVICES</b>		<b>2000</b>				0
17	<b>COMMUNITY SERVICES</b>		<b>3000</b>				0
18	<b>PAYMENTS TO OTHER DISTRICTS &amp; GOVT. UNITS</b>		<b>4000</b>				0
19	<b>DEBT SERVICES</b>		<b>5000</b>				0
20	<b>PROVISION FOR CONTINGENCIES</b>		<b>6000</b>				0
21	<b>Total Disbursements/Expenditures</b>		0	0	0		0
22	<b>Excess of Receipts/Revenue Over/(Under) Disbursements/Expenditures</b>		0	0	0	0	0
23	<b>OTHER SOURCES/USES OF FUNDS</b>						
24	<b>OTHER SOURCES OF FUNDS (7000)</b>						0
25	<b>OTHER USES OF FUNDS (8000)</b>						0
26	<b>TOTAL OTHER SOURCES/USES OF FUNDS</b>		0	0	0	0	0
27	<b>ESTIMATED ENDING FUND BALANCE</b>		18,826,265	1,349,112	482,726	49,203,128	69,861,232

	A	B	R	S	T	U	V
1	<b>*School Districts Only</b>		<b>ESTIMATED BUDGET FY2026-2027</b>				
2							
3	<b>17064005026</b>						
4	<i>District Number</i>						
5	<b>McLean County USD 5</b>						
6	<i>District Name</i>		<b>Educational Fund</b>	<b>Operations &amp; Maintenance Fund</b>	<b>Transportation Fund</b>	<b>Working Cash Fund</b>	<b>Total</b>
7	<b>ESTIMATED BEGINNING FUND BALANCE</b> <i>(must equal prior Ending Fund Balance)</i>		18,826,265	1,349,112	482,726	49,203,128	69,861,232
8	<b>RECEIPTS/REVENUES</b>	<b>Acct #</b>					
9	<b>LOCAL SOURCES</b>	<b>1000</b>					0
10	<b>FLOW-THROUGH RECEIPTS/REVENUES FROM ONE DISTRICT TO ANOTHER DISTRICT</b>	<b>2000</b>					0
11	<b>STATE SOURCES</b>	<b>3000</b>					0
12	<b>FEDERAL SOURCES</b>	<b>4000</b>					0
13	<b>Total Receipts/Revenues</b>		0	0	0	0	0
14	<b>DISBURSEMENTS/EXPENDITURES</b>	<b>Funct #</b>					
15	<b>INSTRUCTION</b>	<b>1000</b>					0
16	<b>SUPPORT SERVICES</b>	<b>2000</b>					0
17	<b>COMMUNITY SERVICES</b>	<b>3000</b>					0
18	<b>PAYMENTS TO OTHER DISTRICTS &amp; GOVT. UNITS</b>	<b>4000</b>					0
19	<b>DEBT SERVICES</b>	<b>5000</b>					0
20	<b>PROVISION FOR CONTINGENCIES</b>	<b>6000</b>					0
21	<b>Total Disbursements/Expenditures</b>		0	0	0		0
22	<b>Excess of Receipts/Revenue Over/(Under) Disbursements/Expenditures</b>		0	0	0	0	0
23	<b>OTHER SOURCES/USES OF FUNDS</b>						
24	<b>OTHER SOURCES OF FUNDS (7000)</b>						0
25	<b>OTHER USES OF FUNDS (8000)</b>						0
26	<b>TOTAL OTHER SOURCES/USES OF FUNDS</b>		0	0	0	0	0
27	<b>ESTIMATED ENDING FUND BALANCE</b>		18,826,265	1,349,112	482,726	49,203,128	69,861,232

	A	B	W	X	Y	Z
1	<b>*School Districts Only</b>		<b>SUMMARY</b> <b>BUDGET ADDENDUM - DEFICIT REDUCTION PLAN</b> <b>ESTIMATED BUDGET</b> Date of Adoption: <input type="text"/> <i>(Enter as MM/DD/YY)</i>			
2						
3	<b>17064005026</b>					
4	District Number					
5	<b>McLean County USD 5</b>					
6	District Name		FY2023-2024	FY2024-2025	FY2025-2026	FY2026-2027
7	<b>ESTIMATED BEGINNING FUND BALANCE</b> <i>(must equal prior Ending Fund Balance)</i>		84,671,640	69,861,232	69,861,232	69,861,232
8	<b>RECEIPTS/REVENUES</b>		<b>Acct #</b>			
9	<b>LOCAL SOURCES</b>		<b>1000</b>	102,081,275	0	0
10	<b>FLOW-THROUGH RECEIPTS/REVENUES FROM ONE DISTRICT TO ANOTHER DISTRICT</b>		<b>2000</b>	0	0	0
11	<b>STATE SOURCES</b>		<b>3000</b>	32,823,401	0	0
12	<b>FEDERAL SOURCES</b>		<b>4000</b>	16,638,618	0	0
13	<b>Total Receipts/Revenues</b>			151,543,294	0	0
14	<b>DISBURSEMENTS/EXPENDITURES</b>		<b>Funct #</b>			
15	<b>INSTRUCTION</b>		<b>1000</b>	98,474,395	0	0
16	<b>SUPPORT SERVICES</b>		<b>2000</b>	65,418,238	0	0
17	<b>COMMUNITY SERVICES</b>		<b>3000</b>	938,070	0	0
18	<b>PAYMENTS TO OTHER DISTRICTS &amp; GOVT. UNITS</b>		<b>4000</b>	929,444	0	0
19	<b>DEBT SERVICES</b>		<b>5000</b>	46,224	0	0
20	<b>PROVISION FOR CONTINGENCIES</b>		<b>6000</b>	0	0	0
21	<b>Total Disbursements/Expenditures</b>			165,806,371	0	0
22	<b>Excess of Receipts/Revenue Over/(Under) Disbursements/Expenditures</b>			(14,263,077)	0	0
23	<b>OTHER SOURCES/USES OF FUNDS</b>					
24	<b>OTHER SOURCES OF FUNDS (7000)</b>			16,482,244	0	0
25	<b>OTHER USES OF FUNDS (8000)</b>			17,029,575	0	0
26	<b>TOTAL OTHER SOURCES/USES OF FUNDS</b>			(547,331)	0	0
27	<b>ESTIMATED ENDING FUND BALANCE</b>			69,861,232	69,861,232	69,861,232

**Deficit Reduction Plan-Background/Assumptions (School Districts Only)**

**Fiscal Year 2023-2024  
through Fiscal Year 2026-2027**

---

**McLean County USD 5      17064005026**

---

*Please complete the following schedule and include a brief description to identify any areas of the budget that will be impacted from one year to the next. If the deficit reduction plan relies upon new local revenues, identify contingencies for further budget reductions which will be enacted in the event those new revenues are not available.*

---

**1. Background and Narrative of Budget Reductions:**

**2. Assumptions Used in the Deficit Reduction Plan:**

- EBF and Estimated New Tier Funding:

- Equal Assessed Valuation and Tax Rates:

- Employee Salaries and Benefits:

***Deficit Reduction Plan-Background/Assumptions (School Districts Only)***

***Fiscal Year 2023-2024***

***through Fiscal Year 2026-2027***

- Short- and Long-Term Borrowing:

- Educational Impact:

- Other Assumptions:

- Has the district considered shared services or outsourcing (Ex: Transportation, Insurance)? If yes, please explain:

### Evidence-Based Funding: Fiscal Year 2024 Spending Plan

#### MCLEAN COUNTY UNIT DIST NO 5

##### Part I: Achieving Student Growth and Making Progress Toward State Education Goals

The questions below allow you to indicate the strategic priorities and strategies that will drive your efforts to achieve student growth and make progress toward state education goals. These may involve investing in any combination of an Organizational Unit's core resources: time, money, people, and programs.

*Collaboration Opportunity - Organizational Units may find that Part I is most easily and effectively completed if led by program leaders in consultation with finance leaders.*

**1) What are the Organizational Unit's strategic goals for student success for the 2023-24 school year? What measures will be used to evaluate progress? (No more than 2000 characters, including spaces.)**

Objective 1: By the end of Third Grade, students will be able to read within range for their grade level.  
Indicator: 90% or more of our third graders will be reading at grade level

Objective 2: By the end of 8th grade, students will be prepared for high school and will be on track for college and career success.  
Indicator: The percentage of 8th grade students that have passed Algebra and/or are Algebra ready by the end of 8th grade will increase.

Objective 3: After four years of high school enrollment, students will earn a high school diploma  
Indicator: 90% of our students will graduate with their respective class.

Objective 4: To prepare students for college and careers, high school course work will be appropriately rigorous and aligned to student college or career pathways.  
Indicator: Student enrollment in AP courses, dual credit, and experiential career related courses/internships will increase.

	Top Strategy 1	Top Strategy 2	Top Strategy 3
<b>2) Select the top three strategies that the Organizational Unit will employ to achieve student growth and make progress toward state education goals. (Select three different responses from the dropdown list.)</b>	Focus increased time and attention on special student groups	Maintain or decrease class sizes	Increase the number of high-quality educators dedicated to special student groups
If "Other" was selected in question 2, please describe. (No more than 1000 characters, including spaces.)			

##### Part II: Planned Use of Evidence-Based Funding

The questions below provide an opportunity to document the stakeholders with whom you consulted and the data you analyzed as you determined your strategic allocations of FY 2024 EBF dollars. Key statistics related to EBF distributions are provided for your reference. Form 50-36/50-39 is typically released before current-year appropriations are known. Therefore, the figures provided are for the prior fiscal year.

*Collaboration Opportunity - Organizational Units may find that questions in this section are most easily and effectively completed if led by finance leaders in consultation with program leaders.*

Evidence-Based Funding Organizational Unit Results (FY 2023)	Final Resources / Adequacy Target = Percent of Adequacy	Average Student Enrollment	12,536.78	Adequacy Target	\$161,266,354.70
		Final Resources	\$122,846,815.92	Percent of Adequacy	76%
	Base Funding Minimum + Tier Funding = Gross State Contribution	Tier Assignment	2	Gross State Contribution	\$22,348,991.60
		FY23 Base Funding Minimum	\$21,809,181.47	FY 2023 Tier Funding	\$539,810.13
	Within FY 2023 Gross State Contribution, Resources Attributable to Specific Populations	Low-Income Students	\$2,291,258.74		
		English Learners (ELs)	\$248,511.25		
Special Education		\$4,550,360.20			
	FY 2024 Tier Funding		Funding Type (Select)	*Note: Tier Funding allocations are published annually at <a href="https://www.isbe.net/Pages/ebfdistribution.aspx">https://www.isbe.net/Pages/ebfdistribution.aspx</a> . Amounts are available in early August. Districts are encouraged to use actual funding amounts if they are available before transmitting the budget to ISBE.	
<b>1) FY 2024 Tier Funding Allocation*: Enter the dollar amount of Tier Funding allocated to the Organizational Unit within the FY 2024 Gross State Contribution. Enter "0" if current-year appropriations did not include Tier Funding. Select whether the amount is estimated or actual funding.</b>	\$720,219.11		Actual		

		Data Source 1	Data Source 2	Data Source 3			
2)	Select the <b>top three</b> sources of data used to inform the Organizational Unit's planned allocation of EBF dollars. (Select three different responses.)	Climate and culture survey data (e.g., Five Essentials Survey)	Student growth and achievement data, disaggregated by student groups	Financial projections			
3)	Indicate with which groups the Organizational Unit engaged to inform its intended allocation of EBF dollars. (Select any that apply; otherwise leave blank.)	Bilingual Program Director(s)	Yes	Principals	Yes	Bilingual Parent Advisory Committee	Yes
		Special Ed. Program Director(s)	Yes	School Improvement Teams		Other Parent Group(s)	
		Other Program Leaders	Yes	Teacher or Support Staff Unions		Community Focus Group(s)	Yes
		School Board Members	Yes	Other School Staff	Yes	Other	
[Optional] Provide a brief description of the Organizational Unit's process for consulting with internal and external stakeholders in determining the allocation of EBF dollars. (No more than 1000 characters, including spaces.)							
		Priority Investment 1	Priority Investment 2	Priority Investment 3			
4)	Given the data analyzed, the stakeholders consulted, and the priorities identified in Part I, indicate the top three priority investments the Organizational Unit will make with its FY 2024 Base Funding Minimum (e.g., excluding Tier Funding). Choose "Other" if investments do not match the provided list. (Select three different responses. "Other" may be selected more than once if needed.)	Core Teachers	Professional Development	School Site Staff			
If "Other" was selected in question 4, please describe. (No more than 1000 characters, including spaces.)							

**Cost Factor Table**

The table below presents the regionally adjusted amount embedded in the Organizational Unit's FY 2023 Adequacy Target for each of the 34 cost factors in the Evidence-Based Funding model (Column F). Column G is required for all Organizational Units that receive at least \$5,000 in Tier Funding, while column H is optional. Organizational Units may choose to provide additional narrative context in Columns I-M to elaborate on the figures included in the table. ISBE has produced guidance for populating the cost factor table. The guidance includes a definition for each cost factor, along with suggestions for using Employee Information System position codes and common expenditure accounts to support a determination of expenditures. This guidance is available at <https://www.isbe.net/ebfspendingplan>.

**Column G:** If the Organizational Unit will receive at least \$5,000 in FY 2024 Tier Funding (as entered in Q2.1/cell G31), column G is required. Please indicate the Organizational Unit's planned expenditures in FY 2024 from Tier Funds only. Organizational Units are not expected to place a value in each cell. Rather, the table allows for the communication of priority investments with new state resources for the current fiscal year. During years in which there is no new Tier Funding, column G will not be required. During years in which Tier Funding is available, the amount of new Tier Funding entered in Q2.1/cell G31 above must equal the sum in cell G90 below. If some or all Tier Funding is invested outside of the cost factors, enter a dollar amount in cell G89 and provide additional context in the space for a narrative beginning in row 93.

**Column H:** Optionally, Organizational Units may populate column H with total planned expenditures in FY 2024 for each cost factor from all revenue sources (e.g., not just from EBF). By comparing the figures in column F to the figures entered in column H, the Organizational Unit may engage local stakeholders in productive dialogue about resource allocation decisions.

Cost Factors	Amount in FY 2023 Adjusted Adequacy Target	Budgeted FY 2024 Investments with New Tier Funding <b>[Required]</b>	Budgeted FY 2024 Expenditures (All Resources) <b>[Optional]</b>	Optional District Narratives
Core Investments	Core Teachers	\$37,055,533.06	\$720,219.11	Enter optional context for core investment decisions.
	Specialist Teachers	\$8,951,035.84		
	Instructional Facilitator	\$4,018,504.34		
	Core Intervention Teacher	\$1,636,137.26		
	Substitute Teachers	\$1,269,666.40		
	Guidance Counselor	\$2,807,309.50		
	Nurse	\$913,791.10		
	Supervisory Aide	\$1,478,021.13		
	Librarian	\$1,810,610.70		
	Librarian Aide	\$1,067,743.73		
	Principal	\$2,703,772.08		
	Assistant Principal	\$2,332,013.56		
	School Site Staff	\$1,773,531.58		
<b>Subtotal</b>	<b>\$67,817,670.28</b>	<b>\$720,219.11</b>		

<b>Per Student Investments</b>	Gifted	\$1,116,760.50			<i>Enter optional context for per student investment decisions.</i>	
	Professional Development	\$1,567,097.50				
	Instructional Materials	\$3,372,393.82				
	Assessments	\$363,566.62				
	Computer & Tech Equipment	\$7,158,501.38				
	Student Activities	\$4,275,618.34				
	Maintenance & Operations	\$15,382,629.06				
	Central Office	\$11,069,976.74				
	Employee Benefits	\$31,728,090.30				
	<b>Subtotal*</b>	<b>\$74,913,225.07</b>				
<b>Additional Investments</b>	Low-Income Intervention Teacher	\$1,959,045.60			<i>Enter optional context for additional investment decisions.</i>	
	Low-Income Pupil Support Staff	\$1,959,045.60				
	Low-Income Extended Day Teacher	\$2,040,216.19				
	Low-Income Summer School Teacher	\$2,040,216.19				
	EL Intervention Teacher	\$307,932.85				
	EL Pupil Support Staff	\$307,932.85				
	EL Extended Day Teacher	\$320,817.07				
	EL Summer School Teacher	\$320,817.07				
	EL Core Teacher	\$385,238.16				
	Sp Ed Teacher	\$5,727,679.87				
	Sp Ed Instructional Assistant	\$2,272,757.85				
	Sp Ed Psychologist	\$893,759.91				
	<b>Subtotal</b>	<b>\$18,535,459.21</b>				
<b>Other Investments</b>						
<b>Total**</b>	<b>\$161,266,354.70</b>	<b>\$720,219.11</b>		<b>Tier Funding Check (Cell G90)</b>	<b>Complete, G90=G31</b>	
<p>*The subtotal for Per Student Investments is a calculated figure that adjusts salary portions of Central Office and Maintenance &amp; Operations to account for regional salary differences. As a result, the sum of each individual cost factor will not equal the subtotal.</p> <p>**The total is the Final Adequacy Target (adjusted for Regionalization Factor) calculated in the Full FY 2023 EBF Calculation file. Due to differences in rounding, this figure may vary slightly from the sum of the subtotals in this table.</p>						
<p>If some or all Tier Funding was invested outside of the cost factors, please describe. (No more than 1000 characters, including spaces.)</p>						
<b>Part III: Support for Special Student Groups</b>						
<p>EBF statute sets aside specific allocations to be spent for special education, English learners, and low-income students. Per statute these designated funds must be spent on programs and services benefiting these specific student groups. Funds for English learners and low-income students must be spent in addition to, and not in lieu of, funding that supports general programs of instruction for all students. Funds attributable to special education must be used for the provision of special education facilities and services as outlined in ILCS 14-1.08. Current-year EBF amounts attributable to each of the special student groups must be reported in cells G100-G102 below. If the Organizational Unit received at least \$5,000 for any of the student groups, a response to the questions below is required. For amounts less than \$5,000, a response is optional. All other EBF funds may be spent in any manner deemed appropriate by the school district.</p> <p><b>Collaboration Opportunity</b> - Organizational Units may find that questions in this section are most easily and effectively completed through collaboration between program leaders affiliated with each student group and finance leaders.</p>						
<b>1)</b>	<b>FY 2024 Student Population Allocations*:</b> Enter the dollar amount of resources attributable to Specific Populations within the FY24 Gross State Contribution. Enter "0" if no funds are allocated for a student group. Select whether amounts are estimated or actual.	<b>Low-Income Students</b>	Enter Amounts	Select type	*Note: Allocations for each of the three student groups are published annually at <a href="http://isbe.net/ebfdist">isbe.net/ebfdist</a> under "Reports." Amounts are typically available by September 1. Districts are encouraged to use actual amounts if they are available before transmitting the budget to ISBE.	
	<b>English Learners</b>	\$2,356,942.72	Actual			
	<b>Special Education</b>	\$260,034.75	Actual			
		\$4,603,512.37	Actual			

2)	<b>Organizational Unit investment of EBF dollars for low-income students: Select the investments that apply. (Optionally, dollar amounts for each investment may be entered.)</b> Response Required	Low-Income Intervention Teacher	Yes	Low-Income Extended Day Teacher	Yes	Other Investments	Yes	
		[Optional - Enter \$]		[Optional - Enter \$]		[Optional - Enter \$]		
		Low-Income Pupil Support Staff	Yes	Low-Income Summer School Teacher	Yes			
		[Optional - Enter \$]		[Optional - Enter \$]				
Additional context for the Organizational Unit's planned use of dollars attributable to low-income students in FY 2024. (Required if "Other Investments" selected above. No more than 500 characters, including spaces.) Required		In addition to the major investments above, the district plans to invest in early childhood services, family and community engagement services, instructional materials, and computer and tech equipment.						

3)	<b>Organizational Unit investment of EBF dollars for English learners: Select the investments that apply. (Optionally, dollar amounts for each investment may be entered.)</b> Response Required	English Learner Intervention Teacher	Yes	English Learner Extended Day Teacher	Yes	English Learner Core Teacher	Yes
		[Optional - Enter \$]		[Optional - Enter \$]		[Optional - Enter \$]	
		English Learner Pupil Support Staff		English Learner Summer School Teacher	Yes	Other Investments	Yes
		[Optional - Enter \$]		[Optional - Enter \$]		[Optional - Enter \$]	
Additional context for the Organizational Unit's planned use of dollars attributable to English learners in FY 2024. (Required if "Other Investments" selected above. No more than 500 characters, including spaces.) Required		Other investments include professional development and curriculum development, workshop and conferences, curriculum resources and materials, and other supplies and materials.					

4)	<b>Organizational Units investment of EBF dollars for Special Education: Select the investments that apply. (Optionally, dollar amounts for each investment may be entered.)</b> Response Required	Special Education Teacher	Yes	Special Education Psychologist	Yes			
		[Optional - Enter \$]		[Optional - Enter \$]				
		Special Education Instructional Assistant	Yes	Other Investments	Yes			
		[Optional - Enter \$]		[Optional - Enter \$]				
Additional context for the Organizational Unit's planned use of dollars attributable to Special Education students in FY 2024. (Required if "Other Investments" selected above. No more than 500 characters, including spaces.) Required		Other investments include early childhood special education services, family and community engagement services, college and career readiness services, adapted instructional materials, and technology to access learning.						

**Plan Assurances**

Please complete the assurances below related to Article 14C of the Illinois School Code, which stipulates allowable expenditures for English learners. Organizational Units should maintain supporting documentation (e.g., sign-in sheets, meeting agendas) to affirm the veracity of the below assurances. Note that a separate collection of the Bilingual Service Plan takes place before each school year and must be separately reviewed by the Bilingual Parent Advisory Committee (BPAC). Responses in this plan should be aligned with information contained in the Bilingual Service Plan. Responses in this section are only required if an Organizational Unit receives any amount of EBF dollars attributable to English learners.

**Collaboration Opportunity - Organizational Units may find that the plan assurances are most easily and effectively completed if led by program leaders.**

- "I hereby affirm that at least 60% of the school district's state funds attributable to English learners will be used for instructional costs of programs and services for English learners (function 1000), in accordance with Article 14C of the Illinois School Code. The remaining balance of state funds attributable to English learners will also be used to serve English learners."  
 Required
- "My school district has at least one attendance center with 20 or more English learners (including parental refusals) who speak the same home language other than English in grades K-12. Alternatively and/or additionally, my school district has at least one attendance center with 20 or more English learners (including parent refusals) who speak the same home language other than English in pre-K."  
 Required
- "I hereby affirm that the school district's BPAC will review this EBF Spending Plan by or before October 31, 2023."  
 Required
- Enter the anticipated date on which the BPAC review will take place and the name of the BPAC chair for SY 2023-24.  
 Required
 

BPAC Meeting (MM/DD/YYYY)	9/25/2023
Name of Chair	Mariana Diaz

Spending Plan Completion Tracker		
Use the information below to confirm completion of all required questions. Note that the "status" column adjusts to responses, so the tracker is most helpful to consult after you have completed the spending plan.		
Question	Status	Acceptance Criteria
Part 1, Q1	Complete	Character length of response must be >10 and <=2000, including spaces.
Part 1, Q2	Complete	A different response must be selected in G11, I11, and L11; cells cannot be blank.
Part 1, Q2 (Narrative)	Complete	Response required only if "Other" selected in G11, I11, or L11; character length of response must be >10 and <=1000, including spaces.
Part 2, Q1	Complete	A numeric value must be entered in cell G31 (estimated or actual Tier Funding, or 0 if appropriations did not include Tier Funding). A type must be selected in cell H31.
Part 2, Q2	Complete	A different response must be selected in G35, I35, and L35; cells cannot be blank.
Part 2, Q3	Complete	At least one response must be selected.
Part 2, Q4	Complete	Cells G43, I43, and L43 cannot be blank. "Other" may be selected more than once, but other responses may not be repeated.
Part 2, Q4 (Narrative)	Complete	Response required only if "Other" selected in G43, I43, or L43; character length of response must be >10 and <=1000, including spaces.
Part 2, Q5 (Cell G90)	Complete	Cell G90 must be equal to the value in cell G31.
Part 2, Q5 (Narrative)	Complete	Response required only if a value was entered in cell G89; character length of response must be >10 and <=1000, including spaces.
Part 3, Q1 Low-Income Funds	Complete	A numeric value must be entered, which may be "0" if the organizational unit received no funding for the specified student group. A type must be selected in cell H100.
Part 3, Q1 English Learner Funds	Complete	A numeric value must be entered, which may be "0" if the organizational unit received no funding for the specified student group. A type must be selected in cell H101.
Part 3, Q1 Spec. Ed. Funds	Complete	A numeric value must be entered, which may be "0" if the organizational unit received no funding for the specified student group. A type must be selected in cell H102.
Part 3, Q2	Complete	At least one response must be selected.
Part 3, Q2 (Narrative)	Complete	Response required only if "Other Investments" was selected in the previous question; character length of response must be >10 and <=500, including spaces.
Part 3, Q3	Complete	At least one response must be selected.
Part 3, Q3 (Narrative)	Complete	Response required only if "Other Investments" was selected in the previous question; character length of response must be >10 and <=500, including spaces.
Part 3, Q4	Complete	At least one response must be selected.
Part 3, Q4 (Narrative)	Complete	Response required only if "Other Investments" was selected in the previous question; character length of response must be >10 and <=500, including spaces.
Assurances 1	Complete	Response required if the value entered in cell G101>0.
Assurances 2	Complete	Response required if the value entered in cell G101>0.
Assurances 3	Complete	Response required if "Yes" selected in cell E133.
Assurances 4 (Meeting Date)	Complete	Response required if "Yes" selected in cell E133; enter date in MM/DD/YYYY format.
Assurances 4 (Name of Chair)	Complete	Response required if "Yes" selected in cell E133.

**ESTIMATED LIMITATION OF ADMINISTRATIVE COSTS (School Districts Only)**

*(For Local Use Only)*

***This is an estimated Limitation of Administrative Costs Worksheet only and will not be accepted for Official Submission of the Limitation of Administrative Costs Worksheet.***

The worksheet is intended for use during the budgeting process to estimate the district's percent increase of FY2024 budgeted expenditures over actual FY2023 expenditures. Budget information is copied to this page. Insert the prior year estimated actual expenditures to compute the estimated percentage increase (decrease).

The official Limitation of Administrative Costs Worksheet is attached to the end of the Annual Financial Report (ISBE Form 50-35) and may be submitted in conjunction with that report. An official Limitation of Administrative Costs Worksheet can also be found on the ISBE website at: [Limitation of Administrative Costs](#)

**ESTIMATED LIMITATION OF ADMINISTRATIVE COSTS WORKSHEET**  
(Section 17-1.5 of the School Code)

School District Name: **McLean County USD 5**  
RCDT Number: **17064005026**

		Estimated Actual Expenditures, Fiscal Year 2023				Budgeted Expenditures, Fiscal Year 2024			
		(10)	(20)	(80)		(10)	(20)	(80)	
Description	Funct. No.	Educational Fund	Operations & Maintenance Fund	Tort Fund	Total	Educational Fund	Operations & Maintenance Fund	Tort Fund	Total
1. Executive Administration Services	2320	483,042		215,741	698,784	526,555		225,601	752,156
2. Special Area Administration Services	2330	446,384			446,384	507,287		0	507,287
3. Other Support Services - School Administration	2490	68,432			68,432	24,211		0	24,211
4. Direction of Business Support Services	2510	188,675		25,260	213,935	196,928	0	25,264	222,192
5. Internal Services	2570	435,341			435,341	363,550		0	363,550
6. Direction of Central Support Services	2610				0	0		0	0
7. Deduct - Early Retirement or other pension obligations required by state law and included above.					0				0
<b>8. Totals</b>		1,621,874	0	241,001	1,862,875	1,618,531	0	250,865	1,869,396
<b>9. Estimated Percent Increase (Decrease) for FY2024 (Budgeted) over (Actual) FY 2023</b>									0%



## Reference Description

- 1 Each fund balance should correspond to the fund balance reflected on the books as of June 30th - Balance Sheet Accounts #720 and #730 (audit figures, if available).
- 2 Accounting and Financial Reporting for Certain Grants and Other Financial Assistance. The "On-Behalf" Payments should only be reflected on this page (Budget Summary, Lines 10 and 20).
- 3 Requires the secretary of the school board to notify the county clerk (within 30 days of the transfer approval) to abate an equal amount of taxes to be next extended. See Sec. 10-22.14 & 17-2.11.
- 3<sup>a</sup> Requires notification to the county clerk to abate an equal amount from taxes next extended. See section 10-22.14
- 4 Principal on Bonds Sold:
  - (1) Funding Bonds are to be entered in the fund or funds in which the liability occurs.
  - (2) Refunding Bonds can be entered in the Debt Services Fund only.
  - (3) Building Bonds can be entered in the Capital Projects Fund only.
  - (4) Fire Prevention and Safety Bonds can be entered in the Fire Prevention & Safety Fund only.
- 5
 

The proceeds from the sale of school sites, buildings, or other real estate shall be used first to pay the principal and interest on any outstanding bonds on the property being sold, and after all such bonds have been retired, the remaining proceeds from the sale next shall be used by the school board to meet any urgent district needs as determined under Sections 2-3.12 and 17-2.11 of the School Code. Once these issues have been addressed, any remaining proceeds may be used for any other authorized purpose and for deposit into any district fund.
- 6 The School Code, Section 10-22.44 prohibits the transfer of interest earned on the investment of "any funds for purposes of Illinois Municipal Retirement under the Pension Code." This prohibition does not include funds for Social Security and Medicare-only purposes. For additional requirements on interest earnings, see 23 Illinois Administrative Code, Part 100, Section 100.50.
- 7 Cash plus investments must be greater than or equal to zero.
- 8
 

For cash basis budgets, this total will equal the Budget Summary - Total Direct Receipts/Revenues (Line 9) plus Total Other Sources of Funds (Line 46).
- 9
 

For cash basis budgets, this total will equal the Budget Summary - Total Direct Disbursements/Expenditures (Line 19) plus Total Other Uses of Funds (Line 79).
- 10
 

Working Cash Fund loans may be made to any district fund for which taxes are levied (Section 20-5 of the School Code).
- 11
 

Include revenue accounts 1110 through 1115, 1117,1118 & 1120.
- 12
 

The School Code Section 17-2.2c. Tax for leasing educational facilities or computer technology or both, and for temporary relocation expense purposes.
- 13
 

Corporate personal property replacement tax revenue must be first applied to the Municipal Retirement/Social Security Fund to replace tax revenue lost due to the abolition of the corporate personal property tax (30 ILCS 115/12). This provision does not apply to taxes levied for Medicare-Only purposes.
- 14
 

Only tuition payments made to private facilities. See Functions 4200 or 4400 for estimated public facility disbursements/expenditures.
- 15
 

Payment towards the retirement of lease/purchase agreements or bonded/other indebtedness (principal only) otherwise reported within the fund - e.g.: alternate revenue bonds. (Describe & Itemize)
- 16
 

Only abolishment of Working Cash Fund must transfer its funds directly to the Educational Fund upon adoption of a resolution and at the close of the current school Year (see 105 ILCS 5/20-8 for further explanation)

Only abatement of working cash fund can transfer its funds to any fund in most need of money (see 105 ILCS 5/20-10 for further explanation)

**CHECK FOR ERRORS**

This worksheet checks various cells to assure that selected items are in balance.

Please fix errors below before submitting to ISBE.

Budget Item References	Message
<b>1. Deficit Reduction Plan (DefReductPlan 23-27 tab)</b>	
Is Deficit Reduction Plan Required? (Joint Agreements do not complete Deficit Reduction Plan.)	Deficit Reduction Plan is not required
If required, is Deficit Reduction Plan completed? (DefReductPlan 23-27 tab)	
<b>2. Cover Page (Cover tab)</b>	
District Name must be selected from drop-down. (Cell H13)	OK
Accounting Basis must be selected on Cover sheet.	OK
Dates (Day, Month, Year) must be input on Cover sheet.	OK
Board Names must be typed on Cover sheet.	ERROR - TYPE BOARD NAMES
<b>3. Budget Summary: Other Sources (BudgetSum 2-4 tab - Acct 7000) must equal Other Uses (BudgetSum 2-4 tab - Acct 8000).</b>	
Estimated Beginning Fund Balance July, 1 2023 for all Funds (Cells C3 - K3) (Line must have a number or zero. Do not leave blank.)	OK
Estimated Activity Fund Beginning Fund Balance July, 1 2023 (Cell C83) (Cell must have a number or zero. Do not leave blank.)	OK
Transfer Among Funds (Funds 10, 20, 40 - Acct 7130 - Cells C29, D29, F29), must equal (Funds 10, 20 & 40 - Acct 8130 - Cells C52, D52, F52).	OK
Transfer of Interest (Funds 10 thru 90 - Acct 7140 - Cells C30:K30), must equal (Funds 10 thru 60, & 80 - Acct 8140 - Cells C53:H53, J53).	OK
Transfer to Debt Service to Pay Principal on GASB 87 Leases (Fund 30 - Acct 7400 - Cell E39) must equal (Funds 10, 20 & 60 - Acct 8400 Cells C57:H60).	OK
Transfer to Debt Service to Pay Interest on GASB 87 Leases (Fund 30 - Acct 7500 - Cell E40) must equal (Funds 10, 20 & 60 - Acct 8500 - Cells C61:H64).	OK
Transfer to Debt Service Fund to Pay Principal on Revenue Bonds (Fund 30 - Acct 7600 - Cell E41) must equal (Funds 10 & 20 - Acct 8600 - Cells C65:D68).	OK
Transfer to Debt Service to Pay Interest on Revenue Bonds (Fund 30 - Acct 7700 - Cell E42) must equal (Funds 10 & 20 - Acct 8700 - Cells C69:D72).	OK
Transfer to Capital Projects Fund (Fund 60 - Acct 7800 - Cell H43) must equal (Fund 10 & 20, Acct 8800 - Cells C73:D76).	OK
<b>4. Summary of Cash Transactions: Beginning Cash Balance on Hand July 1, 2023 (CashSum 5 tab, All Funds) cannot be negative.</b>	
Educational (Fund 10 - Cell C3)	OK
Operations & Maintenance (Fund 20 - Cell D3)	OK
Debt Service (Fund 30 - Cell E3)	OK
Transportation (Fund 40 - Cell F3)	OK
Municipal Retirement/Social Security (Fund 50 - Cell G3)	OK
Capital Projects (Fund 60 - Cell H3)	OK
Working Cash (Fund 70 - Cell I3)	OK
Tort (Fund 80 - Cell J3)	OK
Fire Prevention & Safety (Fund 90 - Cell K3)	OK
Activity Funds (Cell C23)	OK
<b>5. Summary of Cash Transactions: Ending Cash Balance on Hand June 30, 2024 (CashSum 5 tab - All Funds) cannot be negative.</b>	
Educational (Fund 10 - Cell C21)	OK
Operations & Maintenance (Fund 20 - Cell D21)	OK
Debt Service (Fund 30 - Cell E21)	OK
Transportation (Fund 40 - Cell F21)	OK
Municipal Retirement/Social Security (Fund 50 - Cell G21)	OK
Capital Projects (Fund 60 - Cell H21)	OK
Working Cash (Fund 70 - Cell I21)	OK
Tort (Fund 80 - Cell J21)	OK
Fire Prevention & Safety (Fund 90 - Cell K21)	OK
<b>6. Summary of Cash Transactions: Other Receipts (CashSum 5 tab) must equal Other Disbursements (CashSum 5 tab).</b>	
Interfund Loans Payable (Funds 10:60, 80, 90 - Acct 411 - Cells C6:H6, J6:K6) must equal Interfund Loans Receivable (Funds 10:20, 40, 70 - Acct 141 - Cells C15:D15, F15, I15).	OK
Interfund Loans Receivable (Funds 10, 20, 40, 70 - Acct 141 - Cells C7:D7, F7, I7) must equal Interfund Loans Payable (Funds 10:60, 80, 90 - Acct 411 - Cells C16:H16, J16, K16).	OK
<b>7. Estimated Revenue (EstRev 6-11 tab)</b>	
Amounts must be input for revenue.	OK
<b>8. Estimated Expenditures (EstExp 12-20 tab)</b>	
Amounts must be input for expenditures.	OK
<b>9. Itemization Notes: Revenues/Expenditures reported that require note on Itemize 21 tab.</b>	
Include brief note(s) describing revenue source.	OK
Include brief note(s) describing expenditure use.	OK
<b>10. EBF Spending Plan</b>	
All required questions have been answered.	OK

End of Balancing

Revisions appear in bold

Personnel Matters

**Resignations/Retirements/Releases/Terminations**

Last Name	First Name	Homebase	Assignment	Action	Effective
<b>Certified</b>					
Hodel	Jennifer	Brigham	ECE	Resignation	09/15/2023
<b>Educational Support Personnel</b>					
Russell	Christine	Benjamin	Noon Hour Supervisor	Resignation	8/29/2023
Deets	Amanda	Brigham	Para-Spec Ed	Resignation	09/06/2023
Smith	Bayleigh	Brigham	OT Assistant	Resignation	09/11/2023
Dowling	Aidan	Carlock	Custodian	Resignation	09/01/2023
<b>Lowery</b>	<b>Jennifer</b>	<b>Field</b>	<b>Para-Spec Ed</b>	<b>Resignation</b>	<b>09/29/2023</b>
<b>Sundberg</b>	<b>Ryan</b>	<b>Fox Creek</b>	<b>Custodian</b>	<b>Resignation</b>	<b>09/29/2023</b>
Peterson	Scott	Hoose	Para-Spec Ed	Resignation	09/12/2023
Rajarithnam	Maheswari Uma	Hoose	Para-Spec Ed	Resignation	09/15/2023
Hoang	Phuong	Pepper Ridge	Para-Spec Ed	Resignation	09/08/2023
Smith	Jennifer	Prairieland	Noon Hour Supervisor	Resignation	05/24/2023
Creamean	Tiffani	Sugar Creek	Para-Spec Ed	Resignation	09/27/2023
Mateer	Amanda	Sugar Creek	School Community Representative	Resignation	10/04/2023
Mangina	Jennifer	PJHS	Special Education Nurse	Resignation	09/07/2023
Stoddard	Emma	PJHS	Para-Spec Ed	Resignation	08/30/2023
Leathery	Amy	NCHS	Para-Spec Ed	Resignation	09/29/2023

**Employment (R = Replacement; A = Additional; LR = Leave Replacement; RE=Reemployment)**

Last Name	First Name	Homebase	Assignment	Step	Lane	FTE	Effective	
<b>Certified</b>								
(R)	Hernandez	Linda	Cedar Ridge	LBS1	Step 8	B+0	1.0	8/14/2023
(R)	Heisel	Sarah	Grove/ Sugar Creek	3rd Grade (fall)/ 4th Grade Spring	Step NT	B+0	1.0	TBD

(R)	Bols	Rebecca	Hoose		1st Grade	Step NT	B+0	1.0	8/14/2023
(R)	Cox	Kylsea	Hoose		SLP	Step 4	M+16	1.0	8/24/2023
(R)	Myers	Kati	Northpoint		Social Worker	Step 9	M+0	1.0	8/21/2023
(R)	Cattaneo	Alyssa	PJHS		8th Grade Science/LA	Step 2	B+0	1.0	8/14/2023
(R)	Miller	Rachel	NCHS		Math	Step 6	B+8	1.0	8/14/2023
<b>Educational Support Personnel</b>									
(R)	Stewart	Deanna	Brigham		Social Worker Intern			0.5	8/23/2023
(R)	Graham	Jaden	Cedar Ridge		COTA			1	8/17/2023
(R)	Jones	Sandra	Cedar Ridge		Para-Spec Ed	Step 1		1	9/5/2023
(R)	Arie-Thromann	Aubree	Hoose		Para-Spec Ed	Step 1		1.0	08/16/2023
(R)	Glenn	Dayrontay	Hoose		Para-Spec Ed	Step 1		1.0	08/24/2023
(R)	Ewing	Jane	Grove		Para-Spec Ed	Step 12		1.0	08/25/2023
(R)	Nelson	Constance	Grove		Noon Hour Supervisor			1.0	08/16/2023
(R)	Ambrose	Deann	Oakdale		Noon Hour Supervisor			1.0	08/16/2023
(R)	Baca	Kendra	Oakdale		Para - Spec Ed	Step 1		1.0	08/21/2023
(R)	Knipe	Desiree	Parkside		Para - Spec Ed	Step 5		1.0	08/14/2023
(R)	Robbins	Sarah	Parkside		Para - Spec Ed	Step 1		1.0	08/14/2023
(R)	<b>Roegge</b>	<b>Kimberly</b>	<b>Pepper Ridge</b>		<b>Para - Spec Ed</b>	<b>Step 1</b>		<b>1.0</b>	<b>09/12/2023</b>
(R)	Russell	Christine	Pepper Ridge		Noon Hour Supervisor			1.0	08/22/2023
(R)	Simerly	Niya	Pepper Ridge		Para - Spec Ed	Step 1		1.0	08/14/2023
(R)	Truong	Anjelica	Sugar Creek		Para-Spec Ed	Step 1		1.0	08/14/2023
(R)	Morey	Hailey	Towanda		Noon Hour Supervisor			1.0	08/22/2023
(R)	<b>Babu</b>	<b>Kanimozhi</b>	<b>EJHS</b>		<b>Para-Spec Ed</b>	<b>Step 1</b>		<b>1.0</b>	<b>09/14/2023</b>
(R)	Byrd	Cory	EJHS		Para-Spec Ed	Step 1		1.0	08/28/2023
(R)	<b>O'Shea</b>	<b>Melissa</b>	<b>EJHS</b>		<b>Para-Spec Ed</b>	<b>Step 1</b>		<b>1.0</b>	<b>08/14/2023</b>
(R)	Banks	Lakeisha	KJHS		Para-Spec Ed	Step 2		1.0	09/05/2023
(R)	Mangina	Jennifer	PJHS		Special Education Nurse			1.0	08/14/2023
(R)	Ali	Salma	NCHS		FS- 3 Hour Cook - Tier 2	Step 0			08/16/2023
(R)	Babin	Kimberly	NCHS		Para - Spec Ed	Step 1		1.0	08/14/2023
(R)	Barr	Zachariah	NCHS		Para-Reg Ed - ISS	Step 1		1.0	09/05/2023
(R)	<b>Komnick</b>	<b>Nathan</b>	<b>NCHS</b>		<b>Para-Reg Ed-CLS</b>	<b>Step 1</b>		<b>1.0</b>	<b>09/12/2023</b>
(R)	Woodrum	Amy	NCHS		FS- 6Hour Cook - Tier 2	Step 0		1.0	08/16/2023
(R)	Beecher	Susan	NCWHS		EOP-10 Month-Lane B	Step 5		1.0	08/14/2023
(R)	<b>Jongen</b>	<b>Mia</b>	<b>NCWHS</b>		<b>Para-Spec Ed</b>	<b>Step 1</b>		<b>1.0</b>	<b>09/05/2023</b>
(R)	<b>Williams</b>	<b>Racheal</b>	<b>NCWHS</b>		<b>Para-Spec Ed</b>	<b>Step 1</b>		<b>1.0</b>	<b>09/12/2023</b>

(R)	Godinez-Chavez	Claudia	Unit Office	Paralegal Intern					.5	08/31/2023
<b><u>Substitutes</u></b>										
Adeleke	Adebayo									
<b>Amaya</b>	<b>Elysia</b>	<b>Vacancy Sub</b>								
Bagwell-McGee	Melissa									
Barnes	Jillian									
<b>Bortell</b>	<b>Brenna</b>	<b>Vacancy Sub</b>								
Chandra Kumar	Kartheeswari									
Cook	Julie									
Crane	Olivia									
Davis	Debra									
Dowd	Ashley									
<b>Elezi</b>	<b>Chendrime</b>									
Fulk	Sarah									
Giantamidis	Alexander									
Hartman	Jessica									
Harvey	Jacob	<b>Vacancy Sub</b>								
Heidenreich	Carol									
Jackson	Ameshia									
Jackson	Chantell									
Johnson	Melinda									
<b>Kesler</b>	<b>Samantha</b>	<b>Vacancy Sub</b>								
Lam	Maryam									
Liley	Dawn									
<b>Liming</b>	<b>Kimberly</b>									
<b>Litavec</b>	<b>Morgan</b>									
<b>Lord</b>	<b>Michelle</b>	<b>Vacancy Sub</b>								
<b>Mace</b>	<b>Michael</b>	<b>Vacancy Sub</b>								
McDowell	Melinda									
<b>Mikalauski</b>	<b>Kaleigh</b>									
Miller	Erica									
Monts	Marleen									
Murphy	Kelly	<b>Vacancy Sub</b>								
Nalewajka	Julia									
Natesan	Ezhilarasi									
<b>Nichols</b>	<b>Haley</b>	<b>Vacancy Sub</b>								
<b>Nordman</b>	<b>Nicole</b>	<b>Vacancy Sub</b>								
Orwig	Christopher									
Pfeifer	DaShawn									
<b>Pilchard</b>	<b>Melissa</b>	<b>Vacancy Sub</b>								
Rashid	Daniel	<b>Vacancy Sub</b>								
Roegge	Ryan									
Sanders	William	<b>Vacancy Sub</b>								
Smith	Pamela									
<b>Speiser</b>	<b>Amanda</b>									
Stivers	Spiros									
Theleritis	Avery									
<b>Tran</b>	<b>Lan</b>									
Trancoso	Victor									
Vargas	Stephanie									
Weber	Lauren									

Wicks	Paden											
Wolf	Jennifer											
Yantz	Lucas											
<b>Contract Revisions</b>												
		<b>Homebase</b>						<b>Revision</b>				<b>Effective</b>
<b>Certified</b>												
Herrera	Megan	Brigham/ Bilingual Blended ECE					From B+0, Step 1 To B+0, NT					8/14/2023
Hodel	Jennifer	Brigham/ Blended ECE					From B+0, Step 1 To B+0, NT					8/14/2023
Howes	Bailey	Brigham/ Blended ECE					From B+0, Step 1 To B+0, NT					8/14/2023
Jones	Chelsea	Brigham/ Blended ECE					From B+0, Step 1 To B+0, NT					8/14/2023
Robbins	Holli	Brigham/ Blended ECE					From B+0, Step 10 To B+0, Step 11					8/14/2023
Freesen	Toni	Cedar Ridge/Hudson/ Art					From B+28, Step 2 To B+24, Step 2					8/14/2023
Myers	Brady	Cedar Ridge/ 4th and 5th Bilingual					From B+0, Step 1 To B+0, NT					8/14/2023
Vazquez	Sara	Cedar Ridge/ 1st Grade Bilingual					From B+0, Step 1 To B+0, Step 2					8/14/2023
Womack	Brea	Cedar Ridge/ 1st Grade					From B+0, Step 1 To B+0, NT					8/14/2023
Wuerfele	Adam	Cedar Ridge/ IMC					From M+18, Step 3 To M+16, Step 11					8/14/2023
Hopkins	Sierra	Fox Creek/ 1st Grade					From B+0, Step 1 To B+0, Step NT					8/14/2023
Faulkner	Jaimie	Grove/ 2nd Grade					From B+0, Step NT To B+0, Step 11					8/14/2023
Dobbeck	Kaitlyn	Hoose/ Towanda Music					From B+0, Step 1 To B+0, Step NT					8/14/2023
<b>O'Malley-Chaon</b>	<b>Alicia</b>	<b>Hoose/ Adaptive PE</b>					<b>From M+0, Step 15 To M+0, Step 16</b>					<b>8/14/2023</b>
Chizmark	Rebecca	Parkside/ LBS1					From M+0, Step 11 To M+16, Step 12					08/14/2023
Royal	Ashlynn	Parkside/ 5th Grade					From B+0, Step 1 To B+0, Step NT					8/14/2023
Verhulst	Kaitlyn	Parkside(Area)/ SLP					From M+30, Step 1 To M+16, Step 1					8/14/2023
Bennett	Haley	Pepper Ridge/ LBS1					From B+0, Step 1 To B+0, Step NT					8/14/2023
Gorshe-Woods	Kaitlyn	Pepper Ridge/ Kindergarten					From B+0, Step 1 To B+0, Step NT					8/14/2023
Lamberti	Mariah	Pepper Ridge/ LBS1					From M+0, Step 1 To M+0, Step NT					8/14/2023
Woock	Hailey	Pepper Ridge/ Fairview/ Music					From B+0, Step 1 To B+0, Step NT					8/14/2023
Mosher	Sandra	Pepper Ridge/ 5th Grade					From B+0, NT To B+0, Step 5					8/14/2023
Cerne	Amanda	Sugar Creek/ 2nd Grade					From B+0, Step 16 To B+0, Step 11					08/14/2023
<b>Chinsky</b>	<b>Sara</b>	<b>Sugar Creek/ ECE Blended</b>					<b>From M+0, Step 1 To M+0, Step NT</b>					<b>08/14/2023</b>
Salvati	Dawn	Sugar Creek/ SLP					From M+48, Step 9 To M+48, Step 15					09/15/2023
<b>Shepherd</b>	<b>Candice</b>	<b>Sugar Creek/ LBS1</b>					<b>From M+48, Step 12 To M+0, Step 2</b>					<b>08/14/2023</b>
Scribano	Lynde	Towanda/ Kindergarten					From B+0, Step 1 To B+0, Step NT					8/14/2023
Staniszeski	Emily	Towanda/ 5th Grade					From B+0, Step 1 To B+0, Step 2					8/14/2023
Streenz	Carlee	Towanda/ 5th Grade					From B+0, Step 1 To B+0, Step NT					8/14/2023
Betancourt	Elizabeth	CJHS/ ESL					From B+0, Step 1 To B+0, Step NT					8/14/2023
Bromfield	Madison	CJHS/ LBS1					From B+0, Step 1 To B+0, Step NT					8/14/2023
Carpen	Ingrid	EJHS/ 7th Grade Science					From B+24, Step 1 To B+0, Step NT					8/14/2023
Ingram	Jerrod	EJHS/ 6th Grade Social Studies					From B+0, Step 6 To B+0, Step 9					8/14/2023

Heffelfinger	Kassidy		PJHS/ PE/Health			From B+0, Step 1 To B+0, Step NT		8/14/2023
Mercado	Megan		PJHS/ Orientation To FACS			From B+0, Step 3 To B+16, Step 3		8/14/2023
Boenzi	Jonathon		NCHS/ Math			From B+0, Step 4 To B+0, Step 3		8/14/2023
Kraft	Mackenzie		NCHS/ Science			From B+13, Step 1 To B+8, Step 1		8/14/2023
Lewis	Lawrence		NCHS/ Science (Biology/Ag)			From M+0, Step 11 To M+0, Step 12		8/14/2023
Rynerson	Jenna		NCHS/ LBS1			From M+0, Step 1 To M+0, Step NT		8/14/2023
Wright	Megan		NCHS/ Science			From B+0, Step 1 To B+0, Step NT		8/14/2023
Wurster	Samuel		NCHS/ Orientation to Technology Education			From M+0, Step 10 To M+0, Step 11		8/14/2023
Barth	Emma		NCWHS/ LBS1			From B+0, Step 1 To B+0, Step NT		8/23/2023
Gavin	Joseph		NCWHS/ Math Interventionist			From B+0, Step 1 To B+0, Step NT		8/14/2023
<b><u>Schedule B</u></b>								
<b>Serone</b>	<b>Bonnie - Non-UFEA</b>		<b>CJHS</b>			<b>Add-JHVB</b>		<b>8/1/2023</b>
Dillingham	Peyton-Non-UFEA		KJHS			Add-JHBE		8/2/2023
Nalewajka	Roger-Non-UFEA		KJHS			Add-JHBB		8/11/2023
<b>Cattaneo</b>	<b>Alyssa</b>		<b>PJHS</b>			<b>Add-JHVB</b>		<b>8/14/2023</b>
Williams	Zach-Non-UFEA		PJHS			Add-JHBE		07/28/2023
<b>Coffey</b>	<b>Christopher</b>		<b>NCHS</b>			<b>Add-AVGF</b>		<b>8/16/2023</b>
Lee	Craig-Non-UFEA		NCHS			Add-AVSO		8/16/2023
<b>Rogers</b>	<b>Connor - Non-UFEA</b>		<b>NCHS</b>			<b>Add-AVWR</b>		<b>8/16/2023</b>
<b>Cherry</b>	<b>Annette</b>		<b>NCHWS</b>			<b>Add-NCSN</b>		<b>8/11/2023</b>
Givens	Lily-Non-UFEA		NCWHS			Add-1/2 SOCH		8/14/2023
<b><u>Educational Support Personnel</u></b>								
McCarty	Lashawnda		Brigham/ Para-Spec Ed			From Step 3 To Step 2		08/14/2023
Powell	Ginger		Brigham/ Para-Spec Ed			From Step 3 To Step 2		08/14/2023
Lalitha Gunasekaran	Mohana Divya		Benjamin/ Para-Spec Ed			From Step 3 To Step 2		08/14/2023
Willard	Natalie		Cedar Ridge/ Para-Spec Ed			From Step 6 To Step 1		08/14/2023
Sweet	Stacy		Field/ Para-Spec Ed			From Step 3 To Step 2		08/14/2023
Kern	Shelly		Fox Creek/ Para-Spec Ed			From Step 7 To Step 3		08/14/2023
Benjamin	Kelli		Pepper Ridge/ Para-Spec Ed			From Step 5 To Step 3		08/14/2023
Martin	Sally		Pepper Ridge/ Para-Spec Ed			From Step 2 To Step 1		08/14/2023
Stover	Breanna		Sugar Creek/ Para-Spec Ed			From Step 6 To Step 5		08/14/2023
Cihak	Colleen		CJHS/ Para-Spec Ed			From Step 5 To Step 2		08/14/2023
Doblosky	Dianna		CJHS/ Para-Spec Ed			From Step 6 To Step 5		08/14/2023
Stevens	Emily		CJHS/ Para-Spec Ed			From Step 3 To Step 2		08/14/2023
Granacher	Sarah		PJHS/ Para-Spec Ed			From Step 6 To Step 7		08/14/2023

Killian	Nicholas		PJHS/ Para-Spec Ed		From Step 2 To Step 1		08/14/2023
Pomrenke	Elizabeth		PJHS/ Para-Spec Ed		From Step 23 To Step 18		08/14/2023
Dial	Megan		NCHS/ EOP		From Lane A To Lane B		07/31/2023
Jodmutt Bhat	Sukanya		NCHS/ Para-Spec Ed		From Step 6 To Step 5		08/14/2023
Bach	Linda		NCWHS/ EOP		From Lane A To Lane B		07/31/2023
<b>Leave Requests</b>							
			<b>Homebase/Position</b>		<b>Leave Requested</b>		<b>Effective</b>
<b>Certified</b>							
Goeke	Karl		NCWHS/Spanish		LOA - IEA State Vice President		08/14/2023
<b>Educational Support Personnel</b>							
<b>Information Only</b>							
Baldwin	Hannah		Sugar Creek/ Para-Spec Ed		From TBD To Step 1		08/14/2023
<b>Bhookya</b>	<b>Manjula</b>		<b>Benjamin/ Noon Hour Supervisor</b>		<b>From Benjamin To Sugar Creek</b>		<b>09/22/2023</b>
Bland	Rachel		Grove/ Para - Spec Ed		From TBD To Step 3		08/15/2023
Burton	Kimberly		Parkside/ Para-Spec Ed		From TBD To Step 5		08/14/2023
Cheruku	Vasavi		NCHWS/ Para - Spec Ed		From TBD To Step 1		08/21/2023
Davis	Keyshawn		NCWHS/ Para - Spec Ed		From TBD To Step 1		08/14/2023
Deets	Amanda		Brigham/ Para-Spec Ed		From TBD To Step 3		08/14/2023
Divan	Gail		Pepper Ridge/ Para-Spec Ed		From TBD To Step 4		08/14/2023
Elgin	Holly		Pepper Ridge/ Para-Spec Ed		From TBD To Step 5		08/14/2023
Frank	Miranda		Cedar Ridge/ Kindergarten		From TBD To B+0, Step 3		08/17/2023
Frazer	Dianne		Cedar Ridge/ Para - Spec Ed		From TBD To Step 12		08/14/2023
Gee	Machelle		Pepper Ridge/ Para-Spec Ed		From TBD To Step 5		08/14/2023
Gould	Ashley		Brigham/ Para-Spec Ed		From TBD To Step 1		08/14/2023
Haerr	Madison		Hoose/ 4th Grade		From TBD To B+0, Step NT		08/14/2023
Horine	Sarah		Cedar Ridge/ LBS1		From TBD To M+0, Step 5		08/14/2023
Johnson	Jayne		Parkside/ Para-Spec Ed		From TBD To Step 4		08/14/2023
McDaniel	Brooke		Carlock/ Para-Spec Ed		From TBD To Step 4		08/14/2023
Mosier	Megan		Parkside/Field SLP		From TBD To M+0, Step 3		08/14/2023
Nix	Leconte		NCHS/ Para - Spec Ed		From TBD To Step 12		08/15/2023
O'Shea	Melissa		EJHS/ Para - Spec Ed		From TBD To Step 1		08/14/2023
Piepenbrink	Chelsea		Oakdale/ 2nd Grade		From TBD To B+0, Step 11		08/14/2023
Prabu	Sindhuja		Hoose/ Para - Spec Ed		From TBD To Step 1		08/14/2023
Roberts	Melissa		Benjamin/ 5th Grade		From TBD To Step 6		08/14/2023
Tomlinson	Madeline		Parkside/ 5th Grade		From TBD To B+0, Step NT		08/14/2023
Triplett	Michael		NCHS/ Safety Monitor		Returning For 2023-2024 School year		08/14/2023
Wilson	Kristi		PJHS/ Custodian - Night		From PJHS - Custodian Night		08/21/2023
					To Pepper Ridge - 2nd Shift		
Yewale	Yogita		NCHS/ Para - Spec Ed		From TBD To Step 1		08/14/2023

**MCLEAN COUNTY UNIT DISTRICT NO. 5**  
**Authorization for Payment of Bills and Payrolls**  
**August 17, 2023 through September 20, 2023**

**SUMMARY OF BILLS & PAYROLLS BY FUND**

<b>Fund</b>	<b><sup>1</sup> Prepaid Bills</b>	<b><sup>2</sup> Bills To Be Paid</b>	<b><sup>3</sup> Payrolls</b>	<b>Total</b>
07 Flexible Benefit Plan Trust Fund	21,698.87	0.00	0.00	21,698.87
08 Unit 5 Self-Funded Insurance	1,884,270.11	0.00	0.00	1,884,270.11
10 Educational	731,615.42	560,202.37	9,876,802.89	11,168,620.68
20 Operations & Maintenance	429,746.29	627,087.94	568,874.88	1,625,709.11
30 Debt Service	6,952.60	0.00	0.00	6,952.60
40 Transportation	125,283.11	95,013.08	20,847.50	241,143.69
50 Social Security	0.00	0.00	251,307.92	251,307.92
51 IMRF	0.00	0.00	148,234.05	148,234.05
60 Capital Projects	0.00	0.00	0.00	0.00
70 Working Cash	0.00	0.00	0.00	0.00
80 Tort Immunity	223,002.99	137,493.89	29,032.41	389,529.29
90 Life Safety	48,639.00	0.00	0.00	48,639.00
99 Student Activity Funds <sup>4</sup>	312,155.87	0.00	0.00	312,155.87
<b>Grand Total</b>	<b>\$3,783,364.26</b>	<b>\$1,419,797.28</b>	<b>\$10,895,099.65</b>	<b>\$16,098,261.19</b>

<sup>1</sup> For funds 8 through 90, these bills were paid on and between 8/17/23 and 9/19/23. Please see the "Vendor Bill Listing - PREPAID" report for details.

<sup>2</sup> These bills have not been paid yet. Please see the "Vendor Bill Listing - TO BE PAID" report for details.

<sup>3</sup> Please see the "Payroll Fund Totals" report for details.

<sup>4</sup> These bills will always be listed as "prepaid" and include bills paid on the date of the last Board meeting. This is to ensure that all payments are captured for reporting purposes. For this report, these bills were paid on and between 8/16/23 and 9/19/23. Please see the Student Activity Funds section of the "Vendor Bill Listing - PREPAID" and the "Vendor Bill Listing - PREPAID - SA" report for details. The Student Activity Funds totals on these reports will equal the Student Activity Funds total on this summary.

**ATTEST:**

**I certify that the Board of Education has reviewed and authorized the payment of bills and payrolls in the amount of \$16,098,261.19.**

\_\_\_\_\_  
 Kelly Pyle, President, Board of Education

\_\_\_\_\_  
 Date

\_\_\_\_\_  
 Stan Gozur, Secretary, Board of Education

\_\_\_\_\_  
 Date

# CUSD No. 5, McLean and Woodford Counties, Illinois

## Payroll Fund Totals

Fiscal Year: 2023-2024

Pay Cycle:	Pay Period:	Start Date:	End Date:	Pay Date:
Certified - Semi	31	08/01/2023	08/15/2023	08/18/2023
Certified - Semi	40	08/16/2023	08/31/2023	08/30/2023
Certified - Semi	41	08/01/2023	08/15/2023	08/30/2023
Certified - Semi	42	08/16/2023	08/31/2023	08/30/2023
Certified - Semi	50	09/01/2023	09/15/2023	09/15/2023
Certified - Semi	51	08/16/2023	08/31/2023	09/15/2023
Certified - Semi	52	08/16/2023	08/31/2023	09/15/2023
Certified - Semi	53	09/01/2023	09/15/2023	09/15/2023
Certified - Semi	54	09/01/2023	09/15/2023	09/18/2023
Classified - Semi	40	08/16/2023	08/31/2023	08/30/2023
Classified - Semi	41	08/16/2023	08/31/2023	08/30/2023
Classified - Semi	42	08/16/2023	08/31/2023	09/01/2023
Classified - Semi	43	08/16/2023	08/31/2023	09/01/2023
Classified - Semi	50	09/01/2023	09/15/2023	09/15/2023
Classified - Semi	51	09/01/2023	09/15/2023	09/15/2023
Classified - Semi	52	09/01/2023	09/15/2023	09/18/2023

FUND	GROSS	FICA	RETIREMENT	BENEFITS	TOTALS
<b>Certified - Semi - Period Number: 40</b>					
10	384,488.41	0.00	34,335.15	29,614.62	448,438.18
50	0.00	4,879.42	0.00	0.00	4,879.42
80	4,249.47	0.00	459.98	381.38	5,090.83
<b>Period Total:</b>	<b>\$388,737.88</b>	<b>\$4,879.42</b>	<b>\$34,795.13</b>	<b>\$29,996.00</b>	<b>\$458,408.43</b>
<b>Certified - Semi - Period Number: 50</b>					
10	3,519,513.48	0.00	173,511.74	415,596.62	4,108,621.84
50	0.00	49,312.60	0.00	0.00	49,312.60
80	4,249.47	0.00	558.54	1,256.38	6,064.39
<b>Period Total:</b>	<b>\$3,523,762.95</b>	<b>\$49,312.60</b>	<b>\$174,070.28</b>	<b>\$416,853.00</b>	<b>\$4,163,998.83</b>
<b>Classified - Semi - Period Number: 40</b>					
10	745,441.83	0.00	1,729.18	204,628.50	951,799.51
20	286,734.43	0.00	940.70	2,557.00	290,232.13
40	7,980.09	0.00	0.00	1,812.50	9,792.59
50	0.00	76,126.17	0.00	0.00	76,126.17
51	0.00	0.00	73,394.61	0.00	73,394.61
80	7,228.96	0.00	340.63	780.00	8,349.59
<b>Period Total:</b>	<b>\$1,047,385.31</b>	<b>\$76,126.17</b>	<b>\$76,405.12</b>	<b>\$209,778.00</b>	<b>\$1,409,694.60</b>
<b>Classified - Semi - Period Number: 50</b>					
10	795,486.93	0.00	1,620.67	203,957.50	1,001,065.10
20	268,110.85	0.00	1,018.18	4,529.00	273,658.03
40	8,019.78	0.00	0.00	1,450.00	9,469.78
50	0.00	78,631.55	0.00	0.00	78,631.55
51	0.00	0.00	73,627.55	0.00	73,627.55
80	7,228.96	0.00	393.64	1,905.00	9,527.60
<b>Period Total:</b>	<b>\$1,078,846.52</b>	<b>\$78,631.55</b>	<b>\$76,660.04</b>	<b>\$211,841.50</b>	<b>\$1,445,979.61</b>

FUND	GROSS	FICA	RETIREMENT	BENEFITS	TOTALS
<b>Certified - Semi - Period Number: 51</b>					
10	48,725.00	0.00	885.40	0.00	49,610.40
50	0.00	706.59	0.00	0.00	706.59
<b>Period Total:</b>	<b>\$48,725.00</b>	<b>\$706.59</b>	<b>\$885.40</b>	<b>\$0.00</b>	<b>\$50,316.99</b>
<b>Certified - Semi - Period Number: 41</b>					
10	1,120.00	0.00	14.00	0.00	1,134.00
50	0.00	16.24	0.00	0.00	16.24
<b>Period Total:</b>	<b>\$1,120.00</b>	<b>\$16.24</b>	<b>\$14.00</b>	<b>\$0.00</b>	<b>\$1,150.24</b>
<b>Certified - Semi - Period Number: 52</b>					
10	15,648.75	0.00	0.00	0.00	15,648.75
50	0.00	1,197.14	0.00	0.00	1,197.14
<b>Period Total:</b>	<b>\$15,648.75</b>	<b>\$1,197.14</b>	<b>\$0.00</b>	<b>\$0.00</b>	<b>\$16,845.89</b>
<b>Certified - Semi - Period Number: 31</b>					
10	3,617.77	0.00	519.73	0.00	4,137.50
50	0.00	52.46	0.00	0.00	52.46
<b>Period Total:</b>	<b>\$3,617.77</b>	<b>\$52.46</b>	<b>\$519.73</b>	<b>\$0.00</b>	<b>\$4,189.96</b>
<b>Classified - Semi - Period Number: 41</b>					
10	10,394.55	0.00	0.00	4,350.00	14,744.55
20	3,256.08	0.00	0.00	0.00	3,256.08
50	0.00	1,029.00	0.00	0.00	1,029.00
51	0.00	0.00	953.08	0.00	953.08
<b>Period Total:</b>	<b>\$13,650.63</b>	<b>\$1,029.00</b>	<b>\$953.08</b>	<b>\$4,350.00</b>	<b>\$19,982.71</b>
<b>Certified - Semi - Period Number: 42</b>					
10	1,000.00	0.00	0.00	0.00	1,000.00
<b>Period Total:</b>	<b>\$1,000.00</b>	<b>\$0.00</b>	<b>\$0.00</b>	<b>\$0.00</b>	<b>\$1,000.00</b>
<b>Classified - Semi - Period Number: 43</b>					
10	313.45	0.00	0.00	0.00	313.45
50	0.00	23.98	0.00	0.00	23.98
<b>Period Total:</b>	<b>\$313.45</b>	<b>\$23.98</b>	<b>\$0.00</b>	<b>\$0.00</b>	<b>\$337.43</b>
<b>Classified - Semi - Period Number: 51</b>					
10	593.95	0.00	0.00	0.00	593.95
20	288.64	0.00	0.00	0.00	288.64
40	1,222.63	0.00	0.00	362.50	1,585.13
50	0.00	161.06	0.00	0.00	161.06
51	0.00	0.00	152.00	0.00	152.00
<b>Period Total:</b>	<b>\$2,105.22</b>	<b>\$161.06</b>	<b>\$152.00</b>	<b>\$362.50</b>	<b>\$2,780.78</b>
<b>Certified - Semi - Period Number: 53</b>					
10	22,352.71	0.00	859.69	1,087.50	24,299.90
50	0.00	304.64	0.00	0.00	304.64
<b>Period Total:</b>	<b>\$22,352.71</b>	<b>\$304.64</b>	<b>\$859.69</b>	<b>\$1,087.50</b>	<b>\$24,604.54</b>
<b>Certified - Semi - Period Number: 54</b>					
10	9,769.82	0.00	375.76	3,262.50	13,408.08
50	0.00	136.44	0.00	0.00	136.44
<b>Period Total:</b>	<b>\$9,769.82</b>	<b>\$136.44</b>	<b>\$375.76</b>	<b>\$3,262.50</b>	<b>\$13,544.52</b>

FUND	GROSS	FICA	RETIREMENT	BENEFITS	TOTALS
<b>Classified - Semi - Period Number: 52</b>					
10	114.40	0.00	0.00	0.00	114.40
20	1,440.00	0.00	0.00	0.00	1,440.00
50	0.00	118.91	0.00	0.00	118.91
51	0.00	0.00	106.81	0.00	106.81
<b>Period Total:</b>	<b>\$1,554.40</b>	<b>\$118.91</b>	<b>\$106.81</b>	<b>\$0.00</b>	<b>\$1,780.12</b>
<b>Grand Totals:</b>	<b>\$6,158,590.41</b>	<b>\$212,696.20</b>	<b>\$365,797.04</b>	<b>\$877,531.00</b>	<b>\$7,614,614.65</b>

End of Report

## CUSD No. 5, McLean and Woodford Counties, Illinois

### Payroll Fund Totals

Fiscal Year: 2022-2023

Pay Cycle:

Pay Period: Start Date: End Date: Pay Date:

Certified - Semi 280 08/16/2023 08/31/2023 08/30/2023

FUND	GROSS	FICA	RETIREMENT	BENEFITS	TOTALS
<b>Certified - Semi - Period Number: 280</b>					
10	2,778,790.75	0.00	116,143.53	346,939.00	3,241,873.28
50	0.00	38,611.72	0.00	0.00	38,611.72
<b>Period Total:</b>	<b>\$2,778,790.75</b>	<b>\$38,611.72</b>	<b>\$116,143.53</b>	<b>\$346,939.00</b>	<b>\$3,280,485.00</b>
<b>Grand Totals:</b>	<b>\$2,778,790.75</b>	<b>\$38,611.72</b>	<b>\$116,143.53</b>	<b>\$346,939.00</b>	<b>\$3,280,485.00</b>

End of Report

**Expenditure Summary Report**

From Date: 8/16/2023  
 To Date: 8/16/2023

Vendor	Invoice	PO No.	Check No.	Check Date	Amount
Kearfott, Hollie	V77459675	(blank)	15034	8/16/2023	-
<b>Kearfott, Hollie Total</b>					<b>-</b>
Palmer, Elisa L	V93667875	(blank)	15035	8/16/2023	88.00
<b>Palmer, Elisa L Total</b>					<b>88.00</b>
Seibert, Amanda Rae	V82230903	(blank)	15036	8/16/2023	69.95
<b>Seibert, Amanda Rae Total</b>					<b>69.95</b>
Winchester, Katie Ann	V18914854	(blank)	15037	8/16/2023	-
<b>Winchester, Katie Ann Total</b>					<b>-</b>
<b>Grand Total</b>					<b>157.95</b>

**Expenditure Summary Report**

From Date: 8/16/2023  
To Date: 8/16/2023

Fund	Amount
99	157.95
<b>Grand Total</b>	<b>157.95</b>

**Expenditure Summary Report**

From Date: 8/17/2023  
To Date: 9/19/2023

Vendor	Invoice	PO No.	Check No.	Check Date	Amount	
143Vinyl	Cheer glitter	(blank)	47175	8/29/2023	-	
<b>143Vinyl Total</b>					<b>-</b>	
<b>A Drain Doctor</b>		<b>6627</b>	2400704	<b>255703</b>	8/30/2023	395.00
		<b>6625</b>	2400704	<b>255703</b>	8/30/2023	780.00
<b>A Drain Doctor Total</b>						<b>1,175.00</b>
<b>Ace Hardware</b>	<b>588062/5</b>	2400205	<b>255889</b>	9/6/2023	7.18	
	<b>588028/5</b>	2400205	<b>255889</b>	9/6/2023	16.19	
	<b>CREDITS20222023</b>	2400205	<b>255704</b>	8/30/2023	(67.12)	
	<b>587999/5</b>	2400205	<b>255889</b>	9/6/2023	63.87	
	<b>588008/5</b>	2400851	<b>255889</b>	9/6/2023	52.19	
	<b>587967/5</b>	2400205	<b>255704</b>	8/30/2023	19.79	
	<b>587971/5</b>	2400205	<b>255704</b>	8/30/2023	21.59	
	<b>587952/5</b>	2400205	<b>255704</b>	8/30/2023	47.31	
	<b>587956/5</b>	2400205	<b>255704</b>	8/30/2023	33.29	
	<b>587958/8</b>	2400205	<b>255704</b>	8/30/2023	53.07	
	<b>587938/5</b>	2400205	<b>255704</b>	8/30/2023	25.85	
	<b>587940/5</b>	2400205	<b>255704</b>	8/30/2023	40.49	
	<b>587916/5</b>	2400205	<b>255704</b>	8/30/2023	26.61	
	<b>587925/5</b>	2400205	<b>255704</b>	8/30/2023	10.79	
	<b>587929/5</b>	2400205	<b>255704</b>	8/30/2023	216.67	
	<b>587926/5</b>	2400760	<b>255704</b>	8/30/2023	27.15	
	<b>587893/5</b>	2400205	<b>255704</b>	8/30/2023	24.29	
	<b>587895/5</b>	2400205	<b>255704</b>	8/30/2023	18.88	
	<b>587896/5</b>	2400205	<b>255704</b>	8/30/2023	93.86	
	<b>587901/5</b>	2400205	<b>255704</b>	8/30/2023	32.46	
	<b>587904/5</b>	2400205	<b>255704</b>	8/30/2023	33.37	
	<b>587932/5</b>	2400205	<b>255704</b>	8/30/2023	15.28	
	<b>587908/5</b>	2400760	<b>255704</b>	8/30/2023	79.18	
	<b>587887/5</b>	2400205	<b>255704</b>	8/30/2023	56.46	
	<b>587860/5</b>	2400205	<b>255704</b>	8/30/2023	30.67	
	<b>587868/5</b>	2400205	<b>255704</b>	8/30/2023	51.86	
	<b>587871/5</b>	2400597	<b>255704</b>	8/30/2023	19.79	
	<b>587878/5</b>	2400760	<b>255704</b>	8/30/2023	3.04	
	<b>587837/5</b>	2400205	<b>255704</b>	8/30/2023	309.00	
	<b>587849/5</b>	2400205	<b>255704</b>	8/30/2023	74.69	
	<b>587851/5</b>	2400205	<b>255704</b>	8/30/2023	20.69	
	<b>5878585</b>	2400205	<b>255704</b>	8/30/2023	30.00	
	<b>587817/5</b>	2400205	<b>255704</b>	8/30/2023	58.23	
	<b>587823/5</b>	2400205	<b>255704</b>	8/30/2023	11.86	
	<b>587824/5</b>	2400205	<b>255704</b>	8/30/2023	8.99	
	<b>587832/5</b>	2400205	<b>255704</b>	8/30/2023	37.40	
	<b>587831/5</b>	2400694	<b>255704</b>	8/30/2023	122.86	
	<b>587789/5</b>	2400205	<b>255704</b>	8/30/2023	57.19	
	<b>587796/5</b>	2400205	<b>255704</b>	8/30/2023	128.13	
	<b>587801/5</b>	2400205	<b>255704</b>	8/30/2023	21.91	
	<b>587805/5</b>	2400205	<b>255704</b>	8/30/2023	26.07	
	<b>587808/5</b>	2400205	<b>255704</b>	8/30/2023	24.29	
	<b>587792/5</b>	2400596	<b>255704</b>	8/30/2023	38.72	
	<b>587774/5</b>	2400205	<b>255704</b>	8/30/2023	4.49	
	<b>587779/5</b>	2400205	<b>255704</b>	8/30/2023	146.82	
	<b>587781/5</b>	2400205	<b>255704</b>	8/30/2023	124.16	
	<b>587782/5</b>	2400680	<b>255704</b>	8/30/2023	35.97	
	<b>587750/5</b>	2400205	<b>255704</b>	8/30/2023	14.36	
	<b>587764/5</b>	2400760	<b>255704</b>	8/30/2023	31.49	
	<b>587707/5</b>	2400760	<b>255704</b>	8/30/2023	96.28	
	<b>587722/5</b>	2400760	<b>255704</b>	8/30/2023	39.57	
	<b>587422/5</b>	2400846	<b>255889</b>	9/6/2023	485.98	

**Expenditure Summary Report**

From Date: 8/17/2023  
To Date: 9/19/2023

Vendor	Invoice	PO No.	Check No.	Check Date	Amount
Ace Hardware	587232/5	2400205	255704	8/30/2023	71.80
<b>Ace Hardware Total</b>					<b>3,075.01</b>
Advance Auto Parts	6.25332E+12	2400723	255705	8/30/2023	4,265.19
<b>Advance Auto Parts Total</b>					<b>4,265.19</b>
Akman, Olcay	V45543	(blank)	126834	9/5/2023	60.00
	V37444459	(blank)	20544	8/17/2023	60.00
<b>Akman, Olcay Total</b>					<b>120.00</b>
Albritton, Kathryn Ann	V31985476	(blank)	2770	8/23/2023	693.79
<b>Albritton, Kathryn Ann Total</b>					<b>693.79</b>
Allensworth, Jermaine	V62646457	(blank)	6613	9/13/2023	90.00
<b>Allensworth, Jermaine Total</b>					<b>90.00</b>
Alpha Controls & Services Llc	235014-5	2400801	255706	8/30/2023	7,560.00
	235010-3	2400799	255706	8/30/2023	3,969.00
<b>Alpha Controls &amp; Services Llc Total</b>					<b>11,529.00</b>
Alsdorf, Andrew	V893688	(blank)	126848	9/11/2023	65.00
<b>Alsdorf, Andrew Total</b>					<b>65.00</b>
Alt, Jessica L	REMBPINKCAT	2400795	255707	8/30/2023	49.99
<b>Alt, Jessica L Total</b>					<b>49.99</b>
Alta Construction Equipment Illinoi	SP4-72784	2400751	255708	8/30/2023	160.12
<b>Alta Construction Equipment Illinoi Total</b>					<b>160.12</b>
Altorfer	W0430063980	2400764	255709	8/30/2023	2,617.23
<b>Altorfer Total</b>					<b>2,617.23</b>
Amazon Capital Services	1GGC-1CPN-XCVL	2400780	255890	9/6/2023	166.77
	1WF6-Q7CH-VVPW	2400862	255890	9/6/2023	19.99
	1F9D-N6LX-WDHM	2400859	255890	9/6/2023	197.90
	1PDD-1HTW-YV7H	2400893	255890	9/6/2023	22.71
	1RMG-7XNK-TLP4	2400861	255890	9/6/2023	115.01
	19JM-RPVP-VTTM	2400650	255890	9/6/2023	34.90
	1GT9-QGD6-PYQJ	2400875	255890	9/6/2023	128.24
	1CHW-97XP-PRD9	2400836	255890	9/6/2023	262.61
	1QMV-R1J4-R1DM	2400649	255890	9/6/2023	24.78
	1X64-GMPW-QMHD	2400870	255890	9/6/2023	237.93
	1QW9-4X7M-MWDN	2400839	255890	9/6/2023	121.35
	1LTM-LNPL-FM3C	2400814	255890	9/6/2023	17.83
	1LTM-LNPL-J9Q1	2400813	255890	9/6/2023	54.24
	1T6X-DXYI-K3Q4	2400571	255890	9/6/2023	9.99
	1X64-GMPW-JFKW	2305240	255890	9/6/2023	19.99
	1CRC-VKDK-JHKD	2400550	255890	9/6/2023	23.59
	1KN4-JPFK-9L67	2400228	255890	9/6/2023	119.97
	14DR-6Y37-XDH6	2400804	255890	9/6/2023	94.30
	1QXJ-Q4LM-WQRP	2400777	255890	9/6/2023	18.77
	16NC-G1DG-MRC7	2400731	255890	9/6/2023	207.41
	1HND-6JYT-P9MR	2400639	255890	9/6/2023	71.72
	1QXJ-Q4LM-HMTP	2400727	255890	9/6/2023	267.31
	1CKC-FHN6-HYNW	2400698	255710	8/30/2023	173.64
	1CTQ-XMVI-4HV1	2400640	255710	8/30/2023	519.09
	1RGW-GRMT-7NVJ	2400706	255710	8/30/2023	158.74
	16G6-TGYC-4N4V	(blank)	255710	8/30/2023	(54.99)
	17T1-4H43-QD4K	2400610	255710	8/30/2023	718.49

**Expenditure Summary Report**

From Date: 8/17/2023  
To Date: 9/19/2023

Vendor	Invoice	PO No.	Check No.	Check Date	Amount	
Amazon Capital Services	1PV1-7DDY-MQVV	2400644	255710	8/30/2023	47.96	
Amazon Capital Services	1PV1-7DDY-J7VP	2400653	255710	8/30/2023	94.99	
Amazon Capital Services	1lvf-tr3x-kr1c	2400647	255710	8/30/2023	144.49	
Amazon Capital Services	1NXQ-7JW6-MC4J	2400594	255710	8/30/2023	426.75	
Amazon Capital Services	19LJ-VT36-JRW3	2400621	255710	8/30/2023	523.18	
Amazon Capital Services	1GFP-WC74-D6CN	2400622	255710	8/30/2023	685.53	
Amazon Capital Services	19CX-YW9G-DLXR	2400571	255710	8/30/2023	808.35	
Amazon Capital Services	1NR4-L9MY-9FHP	2400558	255710	8/30/2023	645.45	
Amazon Capital Services	1NXQ-7JW8-DYXP	2400618	255710	8/30/2023	163.30	
Amazon Capital Services	1JVM-6RKJ-9GLV	2400619	255710	8/30/2023	551.77	
Amazon Capital Services	19K4-7G11-DVWR	2400623	255710	8/30/2023	698.82	
Amazon Capital Services	1DPY-WNVH-4HPW	2400545	255710	8/30/2023	25.97	
Amazon Capital Services	1PRT-MTKH-6G1X	2400512	255710	8/30/2023	16.99	
Amazon Capital Services	139M-4DKM-6HJD	2400550	255710	8/30/2023	72.81	
Amazon Capital Services	1DJL-M9P4-31M4	2400606	255710	8/30/2023	69.50	
Amazon Capital Services	1N13-KRXP-16X1	(blank)	255710	8/30/2023	(668.74)	
Amazon Capital Services	1XH9-J4YM-PR1G	2400579	255710	8/30/2023	246.40	
Amazon Capital Services	1WGV-71F4-M9H9	2400559	255710	8/30/2023	448.39	
Amazon Capital Services	1LKQ-K4M6-N4X1	2400575	255710	8/30/2023	68.87	
Amazon Capital Services	1PGR-4V7V-G3KV	2400517	255710	8/30/2023	218.68	
Amazon Capital Services	1DJC-RJTK-C73P	2400512	255710	8/30/2023	2,317.85	
Amazon Capital Services	1KLK-VYQV-GM7C	2400549	255710	8/30/2023	540.96	
Amazon Capital Services	1VR7-7NHH-3F3P	2400478	255710	8/30/2023	230.50	
Amazon Capital Services	1P9C-JF9X-V6QT	2400504	255710	8/30/2023	86.59	
Amazon Capital Services	1NVT-K1V4-VVJM	2400519	255710	8/30/2023	211.43	
Amazon Capital Services	11FX-DGP6-VGCG	2400429	255710	8/30/2023	1,641.73	
Amazon Capital Services	147X-6DDF-Y3M1	2400429	255710	8/30/2023	124.65	
Amazon Capital Services	1NNT-DTXM-MQVV	2400532	255710	8/30/2023	178.56	
Amazon Capital Services	179F-XF96-7XFH	2400424	255710	8/30/2023	197.90	
Amazon Capital Services	1LWG-T4RL-KNCF	2400357	255710	8/30/2023	92.30	
Amazon Capital Services	1XTK-JM3P-3F39	2400228	255710	8/30/2023	918.38	
Amazon Capital Services	1TJ7-MDND-4K73	(blank)	255710	8/30/2023	(186.64)	
Amazon Capital Services	1LFN-FKNK-JPLK	2400225	255710	8/30/2023	1,208.54	
Amazon Capital Services	1VFH-6TRQ-C419	2400220	255710	8/30/2023	189.95	
Amazon Capital Services	1FPL-CJ43-M9DM	2400226	255710	8/30/2023	39.78	
<b>Amazon Capital Services Total</b>					<b>16,834.22</b>	
American Pest Control		586994	2400207	255891	9/6/2023	1,230.00
American Pest Control		565134	2400207	255711	8/30/2023	1,230.00
<b>American Pest Control Total</b>					<b>2,460.00</b>	
Apex Clothing	P-2300292	(blank)	22042	8/18/2023	1,500.00	
<b>Apex Clothing Total</b>					<b>1,500.00</b>	
Arbitersports, Llc	V61730766	(blank)	0	8/23/2023	30,000.00	
Arbitersports, Llc	V1330052	(blank)	0	8/17/2023	600.00	
<b>Arbitersports, Llc Total</b>					<b>30,600.00</b>	
Astell, David	V29627185	(blank)	20585	9/5/2023	90.00	
<b>Astell, David Total</b>					<b>90.00</b>	
Aubin, Chad Stephen	Flyers	(blank)	47176	8/29/2023	159.99	
<b>Aubin, Chad Stephen Total</b>					<b>159.99</b>	
Avanti'S Italian Restaurant -Bloomington	V16389798	(blank)	15080	9/11/2023	572.15	
Avanti'S Italian Restaurant -Bloomington	Gondolas	(blank)	47200	9/12/2023	371.30	
Avanti'S Italian Restaurant -Bloomington	V86354271	(blank)	20596	9/8/2023	48.50	
Avanti'S Italian Restaurant -Bloomington	V80908642	(blank)	24817	9/7/2023	634.00	
Avanti'S Italian Restaurant -Bloomington	5574	(blank)	47612	9/7/2023	176.50	

**Expenditure Summary Report**

From Date: 8/17/2023  
To Date: 9/19/2023

Vendor	Invoice	PO No.	Check No.	Check Date	Amount
Avanti'S Italian Restaurant -Bloomington	V20068951	(blank)	6601	9/6/2023	804.45
	V74440059	(blank)	22083	9/1/2023	238.50
	V32032309	(blank)	24787	8/22/2023	55.50
	V66312939	(blank)	15044	8/21/2023	100.70
	V75334134	(blank)	24773	8/17/2023	144.90
<b>Avanti'S Italian Restaurant -Bloomington Total</b>					<b>3,146.50</b>
Axline Pharmacy	106986	2400793	255712	8/30/2023	40.00
<b>Axline Pharmacy Total</b>					<b>40.00</b>
B & B Awards & Recognition	V31557085	(blank)	22115	9/13/2023	1,058.40
	20052422	(blank)	47205	9/12/2023	152.38
	20052461	(blank)	47186	9/7/2023	329.04
	V13495039	(blank)	22084	9/1/2023	284.78
	20052198	(blank)	47179	8/31/2023	36.00
20052393	(blank)	47170	8/28/2023	209.05	
<b>B &amp; B Awards &amp; Recognition Total</b>					<b>2,069.65</b>
Baby Fold	V39094143	(blank)	2817	9/7/2023	71.78
	V58866945	(blank)	2810	8/22/2023	71.94
	16843	2400600	255713	8/30/2023	7,148.64
	16844	2400600	255713	8/30/2023	7,148.64
	16846	2400600	255713	8/30/2023	7,148.64
	16856	2400600	255713	8/30/2023	7,148.64
	16862	2400600	255713	8/30/2023	7,148.64
	16869	2400600	255713	8/30/2023	7,148.64
	16883	2400600	255713	8/30/2023	7,095.36
	16885	2400600	255713	8/30/2023	7,095.36
<b>Baby Fold Total</b>					<b>57,226.28</b>
Barnes, Darren	V68189376	(blank)	24810	9/6/2023	60.00
	V97556189	(blank)	15075	9/5/2023	60.00
<b>Barnes, Darren Total</b>					<b>120.00</b>
Batteries Plus Bulbs	P65170872	2400844	255892	9/6/2023	72.20
	P64993396	2400763	255714	8/30/2023	14.00
<b>Batteries Plus Bulbs Total</b>					<b>86.20</b>
Bauer Crops & Cattle	1062	(blank)	47661	9/15/2023	84.00
	1063	(blank)	47661	9/15/2023	127.00
	406485	(blank)	47589	8/31/2023	120.00
<b>Bauer Crops &amp; Cattle Total</b>					<b>331.00</b>
Bauman Trailer Sales & Towing	5848	2400925	255861	8/31/2023	9,973.00
<b>Bauman Trailer Sales &amp; Towing Total</b>					<b>9,973.00</b>
Beddigs, Krista	V91740656	(blank)	6566	8/17/2023	25.00
<b>Beddigs, Krista Total</b>					<b>25.00</b>
Beer, Julia Renee	V2288670	(blank)	6619	9/19/2023	30.77
	V62660137	(blank)	24815	9/7/2023	45.98
	V36003456	(blank)	24792	8/28/2023	13.96
	V81187430	(blank)	24786	8/22/2023	29.97
<b>Beer, Julia Renee Total</b>					<b>120.68</b>
Beiersdorf, Paul	V127253	(blank)	126849	9/11/2023	60.00
	V318839	(blank)	126787	8/22/2023	55.00
<b>Beiersdorf, Paul Total</b>					<b>115.00</b>

**Expenditure Summary Report**

From Date: 8/17/2023  
To Date: 9/19/2023

Vendor	Invoice	PO No.	Check No.	Check Date	Amount	
Belleville East High School	V953823	(blank)	126839	9/8/2023	300.00	
<b>Belleville East High School Total</b>					<b>300.00</b>	
Bennett Electronics	b-23-334	2400837	255893	9/6/2023	1,295.00	
		35397	2400837	255893	9/6/2023	1,170.00
		35372	2400028	255715	8/30/2023	2,750.00
		35371	2400837	255893	9/6/2023	11,005.00
<b>Bennett Electronics Total</b>					<b>16,220.00</b>	
Bennett, Susan C	V34771497	(blank)	1878	8/24/2023	74.86	
<b>Bennett, Susan C Total</b>					<b>74.86</b>	
Bennington, Marlys	MILES202308	(blank)	255862	9/6/2023	74.41	
<b>Bennington, Marlys Total</b>					<b>74.41</b>	
Berardi, Anthony S		24975018	2400886	255894	9/6/2023	21.98
<b>Berardi, Anthony S Total</b>					<b>21.98</b>	
Bergue, Morton Charles		1012912023	(blank)	47574	8/24/2023	1,835.50
<b>Bergue, Morton Charles Total</b>					<b>1,835.50</b>	
Bhumpeli, Siddharth	NLC 23-Bhumpelli	(blank)	47662	9/15/2023	100.00	
<b>Bhumpeli, Siddharth Total</b>					<b>100.00</b>	
Bierbaum Mowing & Landscaping, LLC		13782	2400842	255895	9/6/2023	2,400.00
<b>Bierbaum Mowing &amp; Landscaping, LLC Total</b>					<b>2,400.00</b>	
Bierbaum, John	Mulch	(blank)	47153	8/24/2023	205.45	
	V117523		2400773	255716	8/30/2023	489.00
<b>Bierbaum, John Total</b>					<b>694.45</b>	
Bill'S Key & Lock Shop		175395	2400877	255896	9/6/2023	200.98
		175662	2400877	255896	9/6/2023	2.76
		175359	2400877	255896	9/6/2023	18.68
		175350	2400699	255717	8/30/2023	249.00
		175607	2400699	255717	8/30/2023	126.64
		175213	2400699	255717	8/30/2023	100.00
<b>Bill'S Key &amp; Lock Shop Total</b>					<b>698.06</b>	
Bishop, John	GirlsSwim off 9/16/2	(blank)	47630	9/13/2023	125.00	
	V285762	(blank)	126810	8/31/2023	60.00	
	V318839	(blank)	126788	8/22/2023	55.00	
<b>Bishop, John Total</b>					<b>240.00</b>	
Blick Art Materials	V70912315	(blank)	2990	9/6/2023	192.31	
<b>Blick Art Materials Total</b>					<b>192.31</b>	
Bloomington High School	V3692036	(blank)	20629	9/14/2023	175.00	
	V32063446	(blank)	20620	9/12/2023	100.00	
	V94632918	(blank)	20625	9/12/2023	75.00	
	Intercity Soccer	(blank)	47206	9/12/2023	1,210.00	
	V31383594	(blank)	20598	9/11/2023	75.00	
	V32721180	(blank)	20617	9/11/2023	75.00	
	V44906230	(blank)	20619	9/11/2023	150.00	
	V175911	(blank)	126840	9/8/2023	150.00	
	V983635	(blank)	126840	9/8/2023	75.00	
	V578286	(blank)	126825	9/1/2023	75.00	
	V981911	(blank)	126825	9/1/2023	150.00	
<b>Bloomington High School Total</b>					<b>2,310.00</b>	

**Expenditure Summary Report**

From Date: 8/17/2023  
To Date: 9/19/2023

Vendor	Invoice	PO No.	Check No.	Check Date	Amount
Blue Cross Blue Shield Of Illinois	3.83162E+11 (blank)		0	9/19/2023	366,642.72
	3.83169E+11 (blank)		0	9/12/2023	362,497.87
	3.83162E+11 (blank)		0	9/6/2023	319,540.84
	7.60677E+11 (blank)		0	9/6/2023	102,941.08
	3.83165E+11 (blank)		0	8/29/2023	270,272.50
	3.83165E+11 (blank)		0	8/22/2023	340,592.34
<b>Blue Cross Blue Shield Of Illinois Total</b>					<b>1,762,487.35</b>
Boenzi, Jonathan D	Reimb Food Breakfast	(blank)	47590	8/31/2023	29.87
<b>Boenzi, Jonathan D Total</b>					<b>29.87</b>
Bollmann, David J	V301870	(blank)	126789	8/22/2023	90.00
	V948497	(blank)	126775	8/17/2023	90.00
<b>Bollmann, David J Total</b>					<b>180.00</b>
Bordner, Kelly L	MILES202308	(blank)	255863	9/6/2023	48.99
<b>Bordner, Kelly L Total</b>					<b>48.99</b>
Bostic, Nathaniel Robert	V1027933	(blank)	6575	8/21/2023	23.85
<b>Bostic, Nathaniel Robert Total</b>					<b>23.85</b>
Bovenkerk, Bradley Alan	Micro headset/tripod	(blank)	47631	9/13/2023	191.82
<b>Bovenkerk, Bradley Alan Total</b>					<b>191.82</b>
Bowling, Justin	V34705590	(blank)	24835	9/18/2023	60.00
	V69418702	(blank)	24829	9/15/2023	120.00
	V58171808	(blank)	15065	8/30/2023	50.00
	V26113748	(blank)	15061	8/29/2023	50.00
	V37697192	(blank)	15045	8/21/2023	-
<b>Bowling, Justin Total</b>					<b>280.00</b>
Bozarth, Megan E	V44007800	(blank)	6353	8/18/2023	-
<b>Bozarth, Megan E Total</b>					<b>-</b>
Bozarth, Samantha	V56384953	(blank)	6354	8/21/2023	84.20
<b>Bozarth, Samantha Total</b>					<b>84.20</b>
Bradfield'S Computer Supply		565270 2400576	255718	8/30/2023	2,030.00
<b>Bradfield'S Computer Supply Total</b>					<b>2,030.00</b>
Bradley, Kai Tene	V301870	(blank)	126799	8/28/2023	75.00
<b>Bradley, Kai Tene Total</b>					<b>75.00</b>
Braman, Becky	V584987	(blank)	5056	8/21/2023	7.99
<b>Braman, Becky Total</b>					<b>7.99</b>
Brand U Llc		1623 2400040	255719	8/30/2023	3,135.00
<b>Brand U Llc Total</b>					<b>3,135.00</b>
Braun, Nancy A	HOURS8/1-8/15/20236	2400725	255720	8/30/2023	2,910.00
<b>Braun, Nancy A Total</b>					<b>2,910.00</b>
Brienen, Nicole E	V74059060	(blank)	15066	8/30/2023	22.83
	V40576	2400728	255721	8/30/2023	21.98
<b>Brienen, Nicole E Total</b>					<b>44.81</b>
Broadbear, James Thomas	V90519647	(blank)	24830	9/15/2023	120.00
	V55751570	(blank)	15081	9/11/2023	60.00

**Expenditure Summary Report**

From Date: 8/17/2023  
To Date: 9/19/2023

Vendor	Invoice	PO No.	Check No.	Check Date	Amount
Broadbear, James Thomas	V67945522	(blank)	6595	9/5/2023	100.00
	V83870802	(blank)	15070	8/31/2023	100.00
	V12712237	(blank)	24790	8/28/2023	100.00
	V4933175	(blank)	22066	8/29/2023	50.00
<b>Broadbear, James Thomas Total</b>					<b>530.00</b>
Bronke, Joshua Michael	V75514530	(blank)	47141	8/22/2023	1,100.00
<b>Bronke, Joshua Michael Total</b>					<b>1,100.00</b>
Brown, Hay & Stephens		547083 2400568	255722	8/30/2023	-
<b>Brown, Hay &amp; Stephens Total</b>					<b>-</b>
Brownlee, Tim	V893688	(blank)	126850	9/11/2023	65.00
	V119437	(blank)	126811	8/31/2023	65.00
	V471245	(blank)	126800	8/28/2023	65.00
<b>Brownlee, Tim Total</b>					<b>195.00</b>
Bruce, Amanda Christine	V97600211	(blank)	22125	9/19/2023	38.96
	V59381338	(blank)	22116	9/13/2023	50.00
	V74072225	(blank)	22088	9/5/2023	47.76
<b>Bruce, Amanda Christine Total</b>					<b>136.72</b>
Bruce, Mandy	V70077871	(blank)	22056	8/25/2023	50.92
<b>Bruce, Mandy Total</b>					<b>50.92</b>
Bsn Sports	922296139	(blank)	47632	9/13/2023	8,837.87
	922740583	(blank)	47207	9/12/2023	497.48
	921995303	(blank)	47613	9/7/2023	1,598.43
	922034342	(blank)	47613	9/7/2023	431.43
	922458811	(blank)	47613	9/7/2023	1,092.65
	922483065	(blank)	47613	9/7/2023	177.86
	922042663/921958796	(blank)	22073	8/30/2023	1,318.55
	2 invoices 8/23	(blank)	47591	8/31/2023	19,512.20
	922532295	(blank)	47154	8/24/2023	365.54
	Boys Golf Shirts	(blank)	47154	8/24/2023	831.52
	10177076	(blank)	47565	8/21/2023	212.00
	921835082-1	(blank)	47565	8/21/2023	1,624.85
	921942646	(blank)	47565	8/21/2023	2,062.43
	V53663410	(blank)	22043	8/18/2023	708.22
	921416530	(blank)	47556	8/18/2023	557.43
922402590	2400612	255723	8/30/2023	762.62	
<b>Bsn Sports Total</b>					<b>40,591.08</b>
Bultemeier, William	V51557529	(blank)	22057	8/25/2023	100.00
<b>Bultemeier, William Total</b>					<b>100.00</b>
Burgett Brothers Mums	2165	(blank)	47633	9/13/2023	372.00
	2119	(blank)	47614	9/7/2023	3,342.00
<b>Burgett Brothers Mums Total</b>					<b>3,714.00</b>
Burns, Jennifer S	V28621895	(blank)	5129	8/21/2023	1,503.69
<b>Burns, Jennifer S Total</b>					<b>1,503.69</b>
Burris Equipment	PS3012533-1	2400754	255724	8/30/2023	1,655.28
<b>Burris Equipment Total</b>					<b>1,655.28</b>
Burroughs, Jill A	V50861374	(blank)	2617	9/5/2023	361.79
<b>Burroughs, Jill A Total</b>					<b>361.79</b>

**Expenditure Summary Report**

From Date: 8/17/2023  
To Date: 9/19/2023

Vendor	Invoice	PO No.	Check No.	Check Date	Amount
Capitol Group	S2373708-001	2400879	255897	9/6/2023	204.06
	S2373708-002	2400879	255897	9/6/2023	33.00
	S2372478-001	2400879	255897	9/6/2023	79.75
	S2363685.001	2400702	255725	8/30/2023	21.01
<b>Capitol Group Total</b>					<b>337.82</b>
Carle Bromenn Tc		81523 2400651	255727	8/30/2023	11.50
		71323 2400602	255727	8/30/2023	100.00
<b>Carle Bromenn Tc Total</b>					<b>111.50</b>
Carlock Pto	V39004430	(blank)	5133	9/6/2023	1,855.17
	V16465635	(blank)	5132	8/23/2023	-
<b>Carlock Pto Total</b>					<b>1,855.17</b>
Carl'S Pro Band Instrument Repair		1070 2400758	255726	8/30/2023	1,465.98
<b>Carl'S Pro Band Instrument Repair Total</b>					<b>1,465.98</b>
Carter, Matthew A	V24397752	(blank)	2818	9/8/2023	13.81
<b>Carter, Matthew A Total</b>					<b>13.81</b>
Casey'S Garden Center	V66728535	(blank)	22117	9/13/2023	508.98
	V72364838	(blank)	4109	9/8/2023	40.00
	V21092018	(blank)	7240	8/25/2023	40.00
	V89687	(blank)	5119	8/29/2023	46.00
	V90293293	(blank)	4105	8/23/2023	45.00
<b>Casey'S Garden Center Total</b>					<b>679.98</b>
Ccmsi	0140035-IN	(blank)	0	9/8/2023	49,925.56
	0148827-IN	2401120	255977	9/13/2023	90,361.00
<b>Ccmsi Total</b>					<b>140,286.56</b>
Cdw Computer Centers, Inc	LG14288	2400360	255728	8/30/2023	675.00
<b>Cdw Computer Centers, Inc Total</b>					<b>675.00</b>
Cell Electric Llc	2023-0452	2400840	255898	9/6/2023	24,975.00
	2023-0453	2400840	255898	9/6/2023	8,890.00
	2023-0454	2400840	255898	9/6/2023	11,920.00
<b>Cell Electric Llc Total</b>					<b>45,785.00</b>
Centennial High School	V82457	(blank)	126826	9/1/2023	250.00
<b>Centennial High School Total</b>					<b>250.00</b>
Central Illinois Trucks Inc	101W45401.02	2400849	255899	9/6/2023	3,794.31
	101W45403.02	2400849	255899	9/6/2023	3,910.59
<b>Central Illinois Trucks Inc Total</b>					<b>7,704.90</b>
Champaign Central High School	V25000729	(blank)	20621	9/12/2023	105.00
	V99697036	(blank)	20545	8/17/2023	200.00
<b>Champaign Central High School Total</b>					<b>305.00</b>
Changing Seasons Lawn & Landscaping, Inc		71767 (blank)	47566	8/21/2023	360.00
<b>Changing Seasons Lawn &amp; Landscaping, Inc Total</b>					<b>360.00</b>
Cheli, Sharri Louise	Meeting supplies	(blank)	47187	9/7/2023	44.06
<b>Cheli, Sharri Louise Total</b>					<b>44.06</b>
Chiddix Junior High School	V546961	2400726	255729	8/30/2023	654.49
<b>Chiddix Junior High School Total</b>					<b>654.49</b>

**Expenditure Summary Report**

From Date: 8/17/2023  
To Date: 9/19/2023

Vendor	Invoice	PO No.	Check No.	Check Date	Amount
Chief City Mechanical, Inc	18357	2400701	255730	8/30/2023	385.00
<b>Chief City Mechanical, Inc Total</b>					<b>385.00</b>
Ci Solutions	17166	2400564	255900	9/6/2023	10,165.00
<b>Ci Solutions Total</b>					<b>10,165.00</b>
City Of Bloomington - Utilities	937386	2400011	255884	9/6/2023	776.12
	919839	2400011	255698	8/30/2023	261.99
	922171	2400011	255698	8/30/2023	562.58
	922774	2400011	255698	8/30/2023	623.04
	923076	2400011	255698	8/30/2023	677.55
<b>City Of Bloomington - Utilities Total</b>					<b>2,901.28</b>
Clark, Kimberly	REMB08112023	(blank)	255864	9/6/2023	254.00
<b>Clark, Kimberly Total</b>					<b>254.00</b>
Clean The Uniform Company	32200567	2400201	255731	8/30/2023	66.64
	32198911	2400201	255731	8/30/2023	70.64
	32187144	2400201	255731	8/30/2023	66.64
	32180631	2400201	255731	8/30/2023	66.64
<b>Clean The Uniform Company Total</b>					<b>270.56</b>
Cliftonlarsonallen Llp	3866303	2305107	255901	9/6/2023	11,200.00
<b>Cliftonlarsonallen Llp Total</b>					<b>11,200.00</b>
Clinton Junior High School	V89583033	(blank)	6574	8/18/2023	175.00
<b>Clinton Junior High School Total</b>					<b>175.00</b>
Codron, Angela R	Gift Cards	(blank)	47208	9/12/2023	300.00
<b>Codron, Angela R Total</b>					<b>300.00</b>
Cole, Jennifer M	Reimb 8/2023	(blank)	47575	8/24/2023	492.20
	Teacher & staff	(blank)	47557	8/18/2023	313.18
<b>Cole, Jennifer M Total</b>					<b>805.38</b>
Coleman Jr., Mark A	V55892949	(blank)	20584	8/29/2023	90.00
<b>Coleman Jr., Mark A Total</b>					<b>90.00</b>
Coleman, Mark	V81538260	(blank)	20560	8/25/2023	-
<b>Coleman, Mark Total</b>					<b>-</b>
Comcast Business	STMT08222023	2400927	255902	9/6/2023	410.20
<b>Comcast Business Total</b>					<b>410.20</b>
Commerce Bank - Commercial Cards	OGRA-9211-20230815	2401028	0	9/4/2023	1,073.66
	STYC-1202-20230815	2400625	0	9/4/2023	253.06
	VOGE-3494-20230815	2401048	0	9/4/2023	755.60
	TENU-2922-20230815	2400822	0	9/4/2023	1,652.65
	MART-4494-20230815	2400664	0	9/4/2023	6,321.12
	NICA-1228-20230815	2400718	0	9/4/2023	704.79
	OXAR-8856-20230815	2400696	0	9/4/2023	1,437.47
	PALM-1194-20230815	2400823	0	9/4/2023	454.48
	KEAR-7294-20230815	2400626	0	9/4/2023	625.99
	ZBRO-7828-20230815	2400697	0	9/4/2023	6,432.06
	THOM-3811-20230815	2401007	0	9/4/2023	148.33
	TEMP-5124-20230815	2400637	0	9/4/2023	4,730.24
	WEBS-3880-20230815	2400645	0	9/4/2023	54.50
	SUDD-7414-20230815	2400646	0	9/4/2023	94.30
	CODR-4075-20230815	2400666	0	9/4/2023	3,539.87

**Expenditure Summary Report**

From Date: 8/17/2023  
To Date: 9/19/2023

Vendor	Invoice	PO No.	Check No.	Check Date	Amount
Commerce Bank - Commercial Cards	KNEP-3795-20230815	2400624	0	9/4/2023	768.05
Commerce Bank - Commercial Cards	HEIM-1186-20230815	2400894	0	9/4/2023	2,704.61
Commerce Bank - Commercial Cards	ROOP-7310-20230815	2400695	0	9/4/2023	162.37
Commerce Bank - Commercial Cards	BENN-0710-20230815	2401050	0	9/4/2023	1,791.67
Commerce Bank - Commercial Cards	FOGA-2254-20230815	2401051	0	9/4/2023	3,515.82
Commerce Bank - Commercial Cards	PETE-3753-20230815	2400643	0	9/4/2023	418.31
Commerce Bank - Commercial Cards	DAVE-8038-20230815	2400784	0	9/4/2023	1,284.31
Commerce Bank - Commercial Cards	EDWA-1551-20230815	2400985	0	9/4/2023	1,747.74
Commerce Bank - Commercial Cards	ELLI-7313-20230815	2400974	0	9/4/2023	3,045.71
Commerce Bank - Commercial Cards	ROGE-2319-20230815	2400709	0	9/4/2023	1,576.15
Commerce Bank - Commercial Cards	BOZA-2301-20230815	2400693	0	9/4/2023	387.94
Commerce Bank - Commercial Cards	ADEL-7777-20230815	2401010	0	9/4/2023	10,365.57
Commerce Bank - Commercial Cards	REWE-0094-20230815	2400831	0	9/4/2023	407.63
Commerce Bank - Commercial Cards	STAN-4051-20230815	2400667	0	9/4/2023	27,156.98
Commerce Bank - Commercial Cards	WILK-8923-20230815	2401001	0	9/4/2023	2,594.79
Commerce Bank - Commercial Cards	KEND-6613-20230815	2400648	0	9/4/2023	15.96
Commerce Bank - Commercial Cards	HILL-5932-20230815	2400669	0	9/4/2023	22.84
Commerce Bank - Commercial Cards	SHEL-8505-20230815	2400806	0	9/4/2023	848.52
Commerce Bank - Commercial Cards	PENN-4743-20230815.	2400827	0	9/4/2023	35.00
Commerce Bank - Commercial Cards	BROW-3472-20230815	2400866	0	9/4/2023	2,275.97
Commerce Bank - Commercial Cards	SARG-5504-20230815	2400912	0	9/4/2023	5,724.30
Commerce Bank - Commercial Cards	BACK-9856-20230815	2400641	0	9/4/2023	450.00
Commerce Bank - Commercial Cards	COOP-2498-20230815	2400627	0	9/4/2023	881.47
Commerce Bank - Commercial Cards	BACK-9856-20230815.	2400628	0	9/4/2023	2,350.04
Commerce Bank - Commercial Cards	LAMB-1341-20230815	2400781	0	9/4/2023	27,174.94
Commerce Bank - Commercial Cards	CHAP-8793-20230815	2400865	0	9/4/2023	17,208.29
Commerce Bank - Commercial Cards	PENN-4743-20230815	2400779	0	9/4/2023	4,265.83
<b>Commerce Bank - Commercial Cards Total</b>					<b>147,458.93</b>
Confidential On-Site Paper Shreddin	V68926471	(blank)	22118	9/13/2023	64.08
	140416	2400593	255732	8/30/2023	36.50
	140403	2400620	255732	8/30/2023	64.49
	140059	2400121	255732	8/30/2023	204.88
<b>Confidential On-Site Paper Shreddin Total</b>					<b>369.95</b>
Conley, Rebecca Renae	Reimb Lunch/Crush	(blank)	47634	9/13/2023	89.94
<b>Conley, Rebecca Renae Total</b>					<b>89.94</b>
Connor Co	S010586151.001	2400880	255903	9/6/2023	43.97
	S010591573.001	2400880	255903	9/6/2023	117.90
Commerce Bank - Commercial Cards	S010591600.001	2400880	255903	9/6/2023	92.20
Commerce Bank - Commercial Cards	S010584699.001	2400880	255903	9/6/2023	4,228.03
Commerce Bank - Commercial Cards	S010587030.001	2400880	255903	9/6/2023	64.76
Commerce Bank - Commercial Cards	S010586137.001	2400880	255903	9/6/2023	182.19
Commerce Bank - Commercial Cards	S010577755.001	2400880	255903	9/6/2023	14.25
Commerce Bank - Commercial Cards	S010581309.001	2400703	255733	8/30/2023	189.46
Commerce Bank - Commercial Cards	S010576517.001	2400703	255733	8/30/2023	2,473.00
Commerce Bank - Commercial Cards	S010578614.001	2400703	255733	8/30/2023	138.64
Commerce Bank - Commercial Cards	S010577765.001	2400703	255733	8/30/2023	118.95
Commerce Bank - Commercial Cards	S010575285.001	2400703	255733	8/30/2023	35.08
Commerce Bank - Commercial Cards	S010575727.001	2400703	255733	8/30/2023	216.91
Commerce Bank - Commercial Cards	S010575818.001	2400703	255733	8/30/2023	376.24
Commerce Bank - Commercial Cards	S010563766.001	2400703	255733	8/30/2023	251.66
Commerce Bank - Commercial Cards	S010572774.001	2400703	255733	8/30/2023	82.90
Commerce Bank - Commercial Cards	S010563827.001	2400703	255733	8/30/2023	5.68
Commerce Bank - Commercial Cards	S010559589.001	2400703	255733	8/30/2023	48.91
Commerce Bank - Commercial Cards	S010565191.001	2400703	255733	8/30/2023	446.90
Commerce Bank - Commercial Cards	S010564250.001	2400703	255733	8/30/2023	173.11
Commerce Bank - Commercial Cards	S010560710.001	2400703	255733	8/30/2023	153.27

**Expenditure Summary Report**

From Date: 8/17/2023  
To Date: 9/19/2023

Vendor	Invoice	PO No.	Check No.	Check Date	Amount	
Connor Co	S010550492.001	2400703	255733	8/30/2023	473.28	
	S010557080.001	2400703	255733	8/30/2023	1,952.00	
<b>Connor Co Total</b>					<b>11,879.29</b>	
Conrad, Karen	Away game meals	(blank)	47209	9/12/2023	77.31	
<b>Conrad, Karen Total</b>					<b>77.31</b>	
Continued.com, LLC	20230801-082609831	2400792	255734	8/30/2023	1,424.00	
<b>Continued.com, LLC Total</b>					<b>1,424.00</b>	
Conway, Sara J	V826717	2400712	255735	8/30/2023	6.95	
<b>Conway, Sara J Total</b>					<b>6.95</b>	
Cooper, Boston	V55786944	(blank)	20561	8/25/2023	-	
	V60106621	(blank)	20557	8/21/2023	75.00	
<b>Cooper, Boston Total</b>					<b>75.00</b>	
Cooper, Jori Elizabeth	V85822384	(blank)	20586	9/5/2023	100.00	
	V48264903	(blank)	20562	8/25/2023	100.00	
<b>Cooper, Jori Elizabeth Total</b>					<b>200.00</b>	
Copeland, Kevin	V301870	(blank)	126791	8/22/2023	90.00	
	V948497	(blank)	126776	8/17/2023	90.00	
<b>Copeland, Kevin Total</b>					<b>180.00</b>	
Corley, Jeffrey J.	V180690	(blank)	126860	9/15/2023	90.00	
<b>Corley, Jeffrey J. Total</b>					<b>90.00</b>	
Corn Belt Energy Corporation	V848775	2400003	255699	8/30/2023	100,240.44	
<b>Corn Belt Energy Corporation Total</b>					<b>100,240.44</b>	
Cosgrove Distributors		152422 (blank)	47592	8/31/2023	276.90	
<b>Cosgrove Distributors Total</b>					<b>276.90</b>	
Cotter, Jacob	V40533893	(blank)	15046	8/21/2023	-	
<b>Cotter, Jacob Total</b>					<b>-</b>	
Crain, Michael	V27692460	(blank)	22101	9/7/2023	70.00	
<b>Crain, Michael Total</b>					<b>70.00</b>	
Crescent Electric Supply Co	S511650845.001	2400700	255736	8/30/2023	134.36	
<b>Crescent Electric Supply Co Total</b>					<b>134.36</b>	
Croft, Steven F.	V99107408	(blank)	6602	9/6/2023	120.00	
	V33973687	(blank)	22089	9/5/2023	200.00	
	V9738319	(blank)	22085	9/1/2023	225.00	
<b>Croft, Steven F. Total</b>					<b>545.00</b>	
Culligan Water Conditioning	V26609816	(blank)	6617	9/14/2023	72.00	
<b>Culligan Water Conditioning Total</b>					<b>72.00</b>	
Cummings, Audelle B	V63238268	(blank)	15082	9/11/2023	60.00	
	V94232093	(blank)	15071	8/31/2023	100.00	
<b>Cummings, Audelle B Total</b>					<b>160.00</b>	
Cummins Sales And Service	Q1-64266	2400756	255737	8/30/2023	23.34	
<b>Cummins Sales And Service Total</b>					<b>23.34</b>	
Cunningham Children'S Home		7396	2400599	255738	8/30/2023	5,776.40

**Expenditure Summary Report**

From Date: 8/17/2023  
To Date: 9/19/2023

Vendor	Invoice	PO No.	Check No.	Check Date	Amount
<b>Cunningham Children'S Home Total</b>					<b>5,776.40</b>
Cunningham, Vincent	V50007269	(blank)	20587	9/5/2023	90.00
<b>Cunningham, Vincent Total</b>					<b>90.00</b>
Cushing'S Commercial Carpet, Inc.		1398 2400809	255904	9/6/2023	8,600.00
		1399 2400809	255904	9/6/2023	13,250.00
<b>Cushing'S Commercial Carpet, Inc. Total</b>					<b>21,850.00</b>
Dahlquist, Martin	V312984	(blank)	126857	9/14/2023	60.00
	V22019304	(blank)	20599	9/11/2023	75.00
<b>Dahlquist, Martin Total</b>					<b>135.00</b>
Daniels, Colleen	Tubs for athletics	(blank)	47142	8/22/2023	169.98
<b>Daniels, Colleen Total</b>					<b>169.98</b>
Danville High School	V77002338	(blank)	20630	9/14/2023	225.00
<b>Danville High School Total</b>					<b>225.00</b>
Davenport, Leslie A	V27882947	(blank)	1879	8/24/2023	317.28
<b>Davenport, Leslie A Total</b>					<b>317.28</b>
Davis, Sidney	V38203730	(blank)	6603	9/6/2023	120.00
	V70707159	(blank)	6603	9/6/2023	60.00
	V57739512	(blank)	22077	8/31/2023	225.00
	V73596785	(blank)	6590	8/31/2023	100.00
	V73721205	(blank)	22058	8/25/2023	100.00
	V86768064	(blank)	6567	8/17/2023	150.00
<b>Davis, Sidney Total</b>					<b>755.00</b>
Davis, Sylvester	REMB08112023	2400691	255739	8/30/2023	35.00
<b>Davis, Sylvester Total</b>					<b>35.00</b>
Dearborn National Life Insurance Co	V37252649	(blank)	7267	8/21/2023	111,212.78
<b>Dearborn National Life Insurance Co Total</b>					<b>111,212.78</b>
Demco, Inc		7349225 2400689	255740	8/30/2023	442.84
<b>Demco, Inc Total</b>					<b>442.84</b>
Denny'S Doughnuts & Bakery		979872 (blank)	9476	9/19/2023	89.00
<b>Denny'S Doughnuts &amp; Bakery Total</b>					<b>89.00</b>
Dept. Of Financial And Prof. Regula	V43933	2401023	255976	9/11/2023	500.00
<b>Dept. Of Financial And Prof. Regula Total</b>					<b>500.00</b>
Dick Blick	V957316	2400855	255905	9/6/2023	373.04
<b>Dick Blick Total</b>					<b>373.04</b>
Dillon, Lynn Marie	V93998860	(blank)	22078	8/31/2023	30.00
<b>Dillon, Lynn Marie Total</b>					<b>30.00</b>
Domino'S Pizza - Nrm	V74240016	(blank)	24832	9/15/2023	367.25
<b>Domino'S Pizza - Nrm Total</b>					<b>367.25</b>
Don Owen Tire Service, Inc		322233 2400681	255741	8/30/2023	3,562.27
		321908 2400848	255906	9/6/2023	298.00
<b>Don Owen Tire Service, Inc Total</b>					<b>3,860.27</b>
Donald, Ray	V29193119	(blank)	6577	8/25/2023	150.00

**Expenditure Summary Report**

From Date: 8/17/2023  
To Date: 9/19/2023

Vendor	Invoice	PO No.	Check No.	Check Date	Amount	
Donald, Ray	V18150752	(blank)	6568	8/17/2023	-	
<b>Donald, Ray Total</b>					<b>150.00</b>	
Doty, Isaiah	V125846	(blank)	126872	9/19/2023	90.00	
<b>Doty, Isaiah Total</b>					<b>90.00</b>	
Drengwitz, Jason	Food & Cables	(blank)	47635	9/13/2023	245.11	
	Food 9/2023	(blank)	47615	9/7/2023	223.08	
	Wire, food & supp	(blank)	47615	9/7/2023	252.68	
<b>Drengwitz, Jason Total</b>					<b>720.87</b>	
DuBois, Jerry	V125846	(blank)	126873	9/19/2023	90.00	
<b>DuBois, Jerry Total</b>					<b>90.00</b>	
Dunlap High School	V57335280	(blank)	20546	8/17/2023	100.00	
<b>Dunlap High School Total</b>					<b>100.00</b>	
Dunlap Middle School	V13147972	(blank)	6583	8/28/2023	200.00	
	V97521077	(blank)	22051	8/23/2023	175.00	
<b>Dunlap Middle School Total</b>					<b>375.00</b>	
Durdan, Ashley M	Startup cash Freshm	(blank)	47663	9/15/2023	150.00	
<b>Durdan, Ashley M Total</b>					<b>150.00</b>	
East Peoria Hs	V80507968	(blank)	20631	9/14/2023	160.00	
	V34234580	(blank)	20622	9/12/2023	150.00	
	V319118	(blank)	126841	9/8/2023	150.00	
<b>East Peoria Hs Total</b>					<b>460.00</b>	
Eastview Christian Church	V76547317	(blank)	22059	8/25/2023	100.00	
<b>Eastview Christian Church Total</b>					<b>100.00</b>	
Edmentum	Q-547252-P	2400577	255742	8/30/2023	615.00	
	INV312153	2400668	255742	8/30/2023	2,500.00	
<b>Edmentum Total</b>					<b>3,115.00</b>	
Edpuzzle, Inc.		26853	2400054	255743	8/30/2023	2,740.00
<b>Edpuzzle, Inc. Total</b>					<b>2,740.00</b>	
Educational Products Inc	B003441104	(blank)	47636	9/13/2023	41,391.05	
<b>Educational Products Inc Total</b>					<b>41,391.05</b>	
Edwardsville High School	V68811	(blank)	126842	9/8/2023	225.00	
	V692063	(blank)	126827	9/1/2023	50.00	
	V339666	(blank)	126780	8/18/2023	50.00	
	V351929	(blank)	126780	8/18/2023	50.00	
<b>Edwardsville High School Total</b>					<b>375.00</b>	
Ehlers, Daniel	V540249	(blank)	126874	9/19/2023	100.00	
	V76898845	(blank)	6569	8/17/2023	200.00	
<b>Ehlers, Daniel Total</b>					<b>300.00</b>	
Ehrhardt, Maci	Special Olympics 23	(blank)	47593	8/31/2023	173.25	
<b>Ehrhardt, Maci Total</b>					<b>173.25</b>	
Ehrhardt, Madi Erin	Special Olympics 23	(blank)	47594	8/31/2023	173.25	
<b>Ehrhardt, Madi Erin Total</b>					<b>173.25</b>	
Eisenhower High School	V38269	(blank)	126801	8/28/2023	300.00	

**Expenditure Summary Report**

From Date: 8/17/2023  
To Date: 9/19/2023

Vendor	Invoice	PO No.	Check No.	Check Date	Amount
<b>Eisenhower High School Total</b>					<b>300.00</b>
Ellison, Aaron T	V51010125	(blank)	24784	8/22/2023	17.94
<b>Ellison, Aaron T Total</b>					<b>17.94</b>
Embrace Education		14460 2400794	255744	8/30/2023	6,179.70
<b>Embrace Education Total</b>					<b>6,179.70</b>
Ervin, Jonathon Clark	V91486792	(blank)	22060	8/25/2023	150.00
<b>Ervin, Jonathon Clark Total</b>					<b>150.00</b>
Esposito, Mark	V26499493	(blank)	6620	9/19/2023	135.00
<b>Esposito, Mark Total</b>					<b>135.00</b>
Eta Hand 2 Mind, Inc.	QU0016268-1	2400582	255745	8/30/2023	116.40
<b>Eta Hand 2 Mind, Inc. Total</b>					<b>116.40</b>
Etcheson Spa & Pool		232394 2400881	255907	9/6/2023	449.70
<b>Etcheson Spa &amp; Pool Total</b>					<b>449.70</b>
Evans Junior High School	V76257668	(blank)	15069	8/31/2023	540.50
	V727973	2400841	255908	9/6/2023	3,000.00
	V795363	2400565	255746	8/30/2023	1,000.00
	V331167	2400566	255746	8/30/2023	650.00
<b>Evans Junior High School Total</b>					<b>5,190.50</b>
Evans Junior High School Pto	1138174714-5423418	2400676	255747	8/30/2023	-
<b>Evans Junior High School Pto Total</b>					<b>-</b>
Evans, Rachel M	V156410	2400770	255748	8/30/2023	22.99
<b>Evans, Rachel M Total</b>					<b>22.99</b>
Everett, Abigail		98520 (blank)	1633	8/22/2023	100.00
<b>Everett, Abigail Total</b>					<b>100.00</b>
Evergreen Fs		34130978 2400592	255749	8/30/2023	747.50
		34130979 2400592	255749	8/30/2023	1,897.50
		34128916 2400815	255909	9/6/2023	1,581.25
<b>Evergreen Fs Total</b>					<b>4,226.25</b>
Fairfield, James	V42117333	(blank)	6614	9/13/2023	90.00
<b>Fairfield, James Total</b>					<b>90.00</b>
Fairfield, Kristyn K	REMB082323	2400867	255910	9/6/2023	82.36
<b>Fairfield, Kristyn K Total</b>					<b>82.36</b>
Falvo, Craig	V31451952	(blank)	24796	8/29/2023	11.91
<b>Falvo, Craig Total</b>					<b>11.91</b>
Farm & Fleet of Bloomington		2830 2400590	255750	8/30/2023	82.97
		2700 2400591	255750	8/30/2023	388.65
		2564 2400590	255750	8/30/2023	37.98
		1102 2400590	255750	8/30/2023	85.44
		2206 2400590	255750	8/30/2023	19.49
		2193 2400591	255750	8/30/2023	13.18
		2114 2400591	255750	8/30/2023	131.98
		1984 2400590	255750	8/30/2023	517.91
		1946 2400590	255750	8/30/2023	645.61
		1945 2400591	255750	8/30/2023	290.77

**Expenditure Summary Report**

From Date: 8/17/2023  
To Date: 9/19/2023

Vendor	Invoice	PO No.	Check No.	Check Date	Amount	
Farm & Fleet of Bloomington		3675	2400590	255750	8/30/2023	2,619.98
		3676	2400590	255750	8/30/2023	66.92
		1808	2400590	255750	8/30/2023	31.48
<b>Farm &amp; Fleet of Bloomington Total</b>					<b>4,932.36</b>	
Farris, Stephen	V441295	(blank)	126816	9/1/2023	60.00	
<b>Farris, Stephen Total</b>					<b>60.00</b>	
Fastenal Company	ILBLM483363	2400705	255751	8/30/2023	179.80	
	ILBLM483319	2400705	255751	8/30/2023	188.45	
	ILBLM483253	2400705	255751	8/30/2023	71.77	
<b>Fastenal Company Total</b>					<b>440.02</b>	
Fasteners Etc.	195673-01	2400710	255752	8/30/2023	389.64	
		196109	2400710	255752	8/30/2023	25.05
<b>Fasteners Etc. Total</b>					<b>414.69</b>	
Fastsigns	Signs	(blank)	47226	9/18/2023	1,646.55	
		41646	(blank)	47210	9/12/2023	1,356.72
	V33092245	(blank)	15062	8/29/2023	205.94	
	V60807973	(blank)	47143	8/22/2023	1,646.55	
<b>Fastsigns Total</b>					<b>4,855.76</b>	
Fbla -Phi Beta Lambda, Inc.		1123	(blank)	47664	9/15/2023	1,564.00
<b>Fbla -Phi Beta Lambda, Inc. Total</b>					<b>1,564.00</b>	
Feeney, David George	Food	(blank)	47637	9/13/2023	14.57	
	Coaches mtg food	(blank)	47558	8/18/2023	41.62	
	zip drive	(blank)	47558	8/18/2023	41.99	
<b>Feeney, David George Total</b>					<b>98.18</b>	
Fields, Jason Jerome	V540249	(blank)	126875	9/19/2023	100.00	
<b>Fields, Jason Jerome Total</b>					<b>100.00</b>	
Finck, Nick	V96180658	(blank)	24811	9/6/2023	60.00	
	V53649676	(blank)	15076	9/5/2023	60.00	
	V20512559	(blank)	6584	8/28/2023	100.00	
	V3650673	(blank)	6578	8/25/2023	150.00	
<b>Finck, Nick Total</b>					<b>370.00</b>	
Findley, Sondra Leigh	Coaches mtg food	(blank)	47595	8/31/2023	85.06	
<b>Findley, Sondra Leigh Total</b>					<b>85.06</b>	
Fish, Jill E	V96878155	(blank)	2991	9/6/2023	64.69	
	V35334518	(blank)	2989	8/24/2023	126.19	
<b>Fish, Jill E Total</b>					<b>190.88</b>	
Fisher, Shelly	V35138542	(blank)	2992	9/6/2023	9.90	
<b>Fisher, Shelly Total</b>					<b>9.90</b>	
Fitzgerald, Kelly	V4998061	(blank)	5134	9/6/2023	21.90	
<b>Fitzgerald, Kelly Total</b>					<b>21.90</b>	
Five Star Water	V39874830	(blank)	22119	9/13/2023	48.10	
	V6809703	(blank)	2816	9/6/2023	-	
	V40685983	(blank)	7242	9/7/2023	70.21	
	V31017762	(blank)	2813	8/29/2023	-	
<b>Five Star Water Total</b>					<b>118.31</b>	

**Expenditure Summary Report**

From Date: 8/17/2023  
To Date: 9/19/2023

Vendor	Invoice	PO No.	Check No.	Check Date	Amount
Flaherty, Sean	V91268022	(blank)	15067	8/30/2023	50.00
	V6306672	(blank)	15063	8/29/2023	150.00
	V78696105	(blank)	15063	8/29/2023	50.00
	V68695884	(blank)	6579	8/25/2023	150.00
	V36441178	(blank)	24780	8/21/2023	-
<b>Flaherty, Sean Total</b>					<b>400.00</b>
Fogal, Tina Marie	REMB20230726	2400572	255753	8/30/2023	35.00
	REMB06282023	2400636	255753	8/30/2023	29.98
<b>Fogal, Tina Marie Total</b>					<b>64.98</b>
Follett Content Solutions, Llc	717647F	2400562	255754	8/30/2023	324.68
	717668F	2400563	255754	8/30/2023	324.68
<b>Follett Content Solutions, Llc Total</b>					<b>649.36</b>
Ford, Nathan G	V24724730	(blank)	4106	8/31/2023	261.46
<b>Ford, Nathan G Total</b>					<b>261.46</b>
Forsyth Insurance Group, Inc		1240 2400603	255755	8/30/2023	17,676.00
<b>Forsyth Insurance Group, Inc Total</b>					<b>17,676.00</b>
Foster, Nathan C	Challenge food	(blank)	47616	9/7/2023	117.84
	Reimb 8/30/23	(blank)	47616	9/7/2023	667.73
	Raider & Limstone	(blank)	47576	8/24/2023	200.85
	Reimb for golf	(blank)	47567	8/21/2023	260.21
	reimb shirts & food	(blank)	47559	8/18/2023	754.06
<b>Foster, Nathan C Total</b>					<b>2,000.69</b>
Fox Anvick, Caroline	Imc Supplies 8/2023	(blank)	47577	8/24/2023	43.97
<b>Fox Anvick, Caroline Total</b>					<b>43.97</b>
Franz, Timothy	Ticket cash	(blank)	47155	8/24/2023	2,000.00
<b>Franz, Timothy Total</b>					<b>2,000.00</b>
Freedom Lawn Maintenance		64868 2400762	255756	8/30/2023	9,520.00
<b>Freedom Lawn Maintenance Total</b>					<b>9,520.00</b>
Friends Of Ironmen Football	FB Concessions 9/12	(blank)	47638	9/13/2023	781.39
<b>Friends Of Ironmen Football Total</b>					<b>781.39</b>
Frontier	STMT08202023	2400007	255885	9/6/2023	424.85
	STMT081323	2400007	255700	8/30/2023	5,513.10
<b>Frontier Total</b>					<b>5,937.95</b>
Fs Custom Turf	34988657	2400750	255757	8/30/2023	132.25
	34131331	2400750	255757	8/30/2023	145.00
	34130721	2400750	255757	8/30/2023	54.78
	34129289	2400750	255757	8/30/2023	123.76
	34128430	2400750	255757	8/30/2023	82.00
	34128270	2400750	255757	8/30/2023	4,846.50
	34128271	2400750	255757	8/30/2023	164.72
<b>Fs Custom Turf Total</b>					<b>5,549.01</b>
Fudge, Dawn M	Swim breakfast	(blank)	47144	8/22/2023	80.53
<b>Fudge, Dawn M Total</b>					<b>80.53</b>
Fulscher, Daniel A.	V86804854	(blank)	15072	8/31/2023	25.00
	V274674	(blank)	126802	8/28/2023	110.00
<b>Fulscher, Daniel A. Total</b>					<b>135.00</b>

**Expenditure Summary Report**

From Date: 8/17/2023  
To Date: 9/19/2023

Vendor	Invoice	PO No.	Check No.	Check Date	Amount
Fun And Function	687527	2400652	255911	9/6/2023	88.94
<b>Fun And Function Total</b>					<b>88.94</b>
Further	40729429 (blank)		0	9/6/2023	5,604.44
	V22867664 (blank)		0	9/6/2023	4,147.74
	40722376 (blank)		0	8/30/2023	9,374.79
	40715117 (blank)		0	8/23/2023	6,719.64
	V37139089 (blank)		0	8/18/2023	4,142.74
	V94943400 (blank)		0	8/22/2023	2,279.50
<b>Further Total</b>					<b>32,268.85</b>
Galesburg High School	V84122516	(blank)	20547	8/17/2023	200.00
<b>Galesburg High School Total</b>					<b>200.00</b>
Gallagher Bassett Services Inc.	V993291	2400615	255758	8/30/2023	7,343.50
<b>Gallagher Bassett Services Inc. Total</b>					<b>7,343.50</b>
Game One	1696621 (blank)		47578	8/24/2023	1,106.62
<b>Game One Total</b>					<b>1,106.62</b>
Gannaway, Rachel L	MILES202308	(blank)	255865	9/6/2023	84.82
<b>Gannaway, Rachel L Total</b>					<b>84.82</b>
Garcia, Stephanie Michelle	MILES202308	(blank)	255866	9/6/2023	61.96
<b>Garcia, Stephanie Michelle Total</b>					<b>61.96</b>
Gates, Caleb	V38492404	(blank)	4107	8/31/2023	145.00
<b>Gates, Caleb Total</b>					<b>145.00</b>
Geiger	5198643	2400616	255759	8/30/2023	814.49
	5190816	2400616	255759	8/30/2023	690.00
<b>Geiger Total</b>					<b>1,504.49</b>
Gerharz, Kelly Kathleen	V61125214	(blank)	1880	8/24/2023	100.75
<b>Gerharz, Kelly Kathleen Total</b>					<b>100.75</b>
Gerike, Abigail R	V65909232	(blank)	2993	9/6/2023	426.57
<b>Gerike, Abigail R Total</b>					<b>426.57</b>
Gerrietts, Jennifer Lee	V79388425	(blank)	22102	9/7/2023	137.71
	V4017194	(blank)	22061	8/25/2023	134.49
<b>Gerrietts, Jennifer Lee Total</b>					<b>272.20</b>
Geuens, Sheldon	V58455841	(blank)	24779	8/21/2023	100.00
	V27054738	(blank)	24778	8/18/2023	-
<b>Geuens, Sheldon Total</b>					<b>100.00</b>
Giermann, Jennifer	Counseling items	(blank)	47596	8/31/2023	63.52
<b>Giermann, Jennifer Total</b>					<b>63.52</b>
Gifford, Ashton Michael	V53253404	(blank)	20600	9/11/2023	120.00
	V12764182	(blank)	20563	8/25/2023	60.00
<b>Gifford, Ashton Michael Total</b>					<b>180.00</b>
Gillott, Chris	V45678410	(blank)	24801	8/30/2023	9.99
<b>Gillott, Chris Total</b>					<b>9.99</b>
Giriprakash, Vanitha	Soph fundraising	(blank)	47639	9/13/2023	20.92

**Expenditure Summary Report**

From Date: 8/17/2023  
To Date: 9/19/2023

Vendor	Invoice	PO No.	Check No.	Check Date	Amount	
<b>Giriprakash, Vanitha Total</b>					<b>20.92</b>	
Glatt, Michelle L	V30906237	(blank)	6609	9/8/2023	30.58	
	V968462	2400714	255760	8/30/2023	41.94	
<b>Glatt, Michelle L Total</b>					<b>72.52</b>	
Global Water Technology, Inc.		94832	2400887	255912	9/6/2023	1,458.33
<b>Global Water Technology, Inc. Total</b>					<b>1,458.33</b>	
Goben, Denise L	V43190186	(blank)	24793	8/28/2023	270.51	
<b>Goben, Denise L Total</b>					<b>270.51</b>	
Gomez, Erick	V28135984	(blank)	6355	9/14/2023	350.00	
<b>Gomez, Erick Total</b>					<b>350.00</b>	
Gorczyca, Justin	REMB CPR	2400711	255761	8/30/2023	117.00	
<b>Gorczyca, Justin Total</b>					<b>117.00</b>	
Gordon Food Service, Inc	AUG172023	2400830	255762	8/30/2023	28,083.93	
	AUG162023	2400829	255762	8/30/2023	24,872.60	
	AUG8 TO AUG 15	2400828	255762	8/30/2023	35,661.06	
<b>Gordon Food Service, Inc Total</b>					<b>88,617.59</b>	
Gotschall, Heather L	Reimb 8/29/2023	(blank)	47617	9/7/2023	811.78	
	Reimb 8/2023	(blank)	47579	8/24/2023	846.72	
<b>Gotschall, Heather L Total</b>					<b>1,658.50</b>	
Grainger Parts Operations Ww Graing	9811322537	2400888	255913	9/6/2023	273.92	
	9808214176	2400721	255763	8/30/2023	525.73	
	9804620251	2400721	255763	8/30/2023	1,826.71	
	9805113660	2400721	255763	8/30/2023	493.14	
	9799944633	2400721	255763	8/30/2023	202.00	
	9797754455	2400721	255763	8/30/2023	139.18	
	9795807370	2400721	255763	8/30/2023	137.58	
	9791854731	2400721	255763	8/30/2023	258.84	
	9789865764	2400721	255763	8/30/2023	722.64	
<b>Grainger Parts Operations Ww Graing Total</b>					<b>4,579.74</b>	
Griffin, Jade Marie	V306671	2400908	255914	9/6/2023	7.24	
<b>Griffin, Jade Marie Total</b>					<b>7.24</b>	
Griffin, Timothy E.	V41798324	(blank)	24836	9/18/2023	60.00	
	V49659537	(blank)	22120	9/13/2023	60.00	
	V38081412	(blank)	6596	9/5/2023	50.00	
	V80693500	(blank)	22067	8/29/2023	50.00	
	V98966120	(blank)	15047	8/21/2023	-	
<b>Griffin, Timothy E. Total</b>					<b>220.00</b>	
Grizzly Industrial, Inc.	Q652169	2400544	255764	8/30/2023	2,808.10	
<b>Grizzly Industrial, Inc. Total</b>					<b>2,808.10</b>	
Grooss, Joseph	V98709106	(blank)	20588	9/5/2023	75.00	
	V494586	(blank)	126817	9/1/2023	60.00	
<b>Grooss, Joseph Total</b>					<b>135.00</b>	
Grubic, Angela Marie	REMB08072023	2400557	255765	8/30/2023	91.88	
<b>Grubic, Angela Marie Total</b>					<b>91.88</b>	
Gulf Shores High School	Baseball	(blank)	47222	9/14/2023	400.00	

**Expenditure Summary Report**

From Date: 8/17/2023  
To Date: 9/19/2023

Vendor	Invoice	PO No.	Check No.	Check Date	Amount
<b>Gulf Shores High School Total</b>					<b>400.00</b>
Hackman, Kaileb D	V11604014	(blank)	22090	9/5/2023	100.00
	V73140384	(blank)	6585	8/28/2023	50.00
	V32011170	(blank)	15038	8/17/2023	150.00
<b>Hackman, Kaileb D Total</b>					<b>300.00</b>
Hafermann, Eduard P	Skills Acad	(blank)	47211	9/12/2023	-
	Basketball	(blank)	47156	8/24/2023	79.99
<b>Hafermann, Eduard P Total</b>					<b>79.99</b>
Hafermann, Tera L	IMC misc	(blank)	47220	9/13/2023	89.80
	Coffee Bar	(blank)	47157	8/24/2023	181.30
<b>Hafermann, Tera L Total</b>					<b>271.10</b>
Hamel, Nicole	Yearbook	(blank)	47158	8/24/2023	70.00
<b>Hamel, Nicole Total</b>					<b>70.00</b>
Hamler, Jennifer	BSU pizza	(blank)	47188	9/7/2023	69.90
<b>Hamler, Jennifer Total</b>					<b>69.90</b>
Hansen, Michael Elvyn Zahradnik	V429845	(blank)	126861	9/15/2023	-
	V312984	(blank)	126858	9/14/2023	135.00
	V231533	(blank)	126854	9/12/2023	75.00
	V4573393	(blank)	20548	8/17/2023	60.00
<b>Hansen, Michael Elvyn Zahradnik Total</b>					<b>270.00</b>
Hanshaw, Kenny D	V301870	(blank)	126792	8/22/2023	90.00
	V948497	(blank)	126777	8/17/2023	90.00
<b>Hanshaw, Kenny D Total</b>					<b>180.00</b>
Harcourt Outlines, Inc	V17248511	(blank)	7241	9/5/2023	160.56
<b>Harcourt Outlines, Inc Total</b>					<b>160.56</b>
Harris, Elizabeth Rae	Ag merch, storage	(blank)	47659	9/15/2023	2,928.62
	Supplies 9/11/23	(blank)	47659	9/15/2023	244.51
	Supplies/equip	(blank)	47659	9/15/2023	616.87
	Ag Bio Kit reimb	(blank)	47568	8/21/2023	3,976.43
	Reimb 8/16/23	(blank)	47568	8/21/2023	123.27
<b>Harris, Elizabeth Rae Total</b>					<b>7,889.70</b>
Hassel, Steve	Containers for scree	(blank)	47580	8/24/2023	105.96
<b>Hassel, Steve Total</b>					<b>105.96</b>
Hasty Awards	Medals for CC Meet	(blank)	47145	8/22/2023	206.31
<b>Hasty Awards Total</b>					<b>206.31</b>
Hawkins, Christopher	REMB08142023	2400609	255766	8/30/2023	67.00
<b>Hawkins, Christopher Total</b>					<b>67.00</b>
Hawkins, Inc.	6541940	2400733	255767	8/30/2023	2,093.75
	6541964	2400733	255767	8/30/2023	2,224.23
<b>Hawkins, Inc. Total</b>					<b>4,317.98</b>
Hays, Caitlin D	V850824	2400843	255915	9/6/2023	39.83
<b>Hays, Caitlin D Total</b>					<b>39.83</b>
Health Alliance Medical Plans	STMT07082023	2400789	255768	8/30/2023	93,813.00
<b>Health Alliance Medical Plans Total</b>					<b>93,813.00</b>

**Expenditure Summary Report**

From Date: 8/17/2023  
To Date: 9/19/2023

Vendor	Invoice	PO No.	Check No.	Check Date	Amount	
Heene, Daniel A.	V60974281	(blank)	22103	9/7/2023	70.00	
<b>Heene, Daniel A. Total</b>					<b>70.00</b>	
Heinemann	Q526736	2400638	255769	8/30/2023	576.46	
	Q526723	2400573	255769	8/30/2023	2,107.35	
<b>Heinemann Total</b>					<b>2,683.81</b>	
Heinz, Charles	V26762831	(blank)	20589	9/5/2023	100.00	
<b>Heinz, Charles Total</b>					<b>100.00</b>	
Heller Ford	V871395	2400656	255690	8/21/2023	29,814.26	
<b>Heller Ford Total</b>					<b>29,814.26</b>	
Hendricks, Carly E	V752178	2400800	255770	8/30/2023	122.00	
	V25994237	(blank)	2808	8/17/2023	87.50	
<b>Hendricks, Carly E Total</b>					<b>209.50</b>	
Henrichsmeyer, Krista Ann	MILES202308	(blank)	255867	9/6/2023	32.23	
<b>Henrichsmeyer, Krista Ann Total</b>					<b>32.23</b>	
Heritage Machine & Welding Inc		49146	2400734	255771	8/30/2023	13.44
<b>Heritage Machine &amp; Welding Inc Total</b>					<b>13.44</b>	
Hernandez, Javier	V76369779	(blank)	20601	9/11/2023	120.00	
<b>Hernandez, Javier Total</b>					<b>120.00</b>	
Hernandez-Salazar, Ivan L.	V55901905	(blank)	20564	8/25/2023	-	
<b>Hernandez-Salazar, Ivan L. Total</b>					<b>-</b>	
Herrera, Megan	V45378	2400924	255916	9/6/2023	122.00	
<b>Herrera, Megan Total</b>					<b>122.00</b>	
Hill, Shane Padraic	V146514	2400332	255772	8/30/2023	158.64	
<b>Hill, Shane Padraic Total</b>					<b>158.64</b>	
Hinshaw, Rachel M	V79034355	(blank)	24833	9/15/2023	180.68	
	V36762070	(blank)	24795	8/28/2023	96.80	
	V734222	2400715	255773	8/30/2023	391.01	
	V79337343	(blank)	24785	8/22/2023	201.53	
<b>Hinshaw, Rachel M Total</b>					<b>870.02</b>	
Hoder, Matthew	Golf Food	(blank)	47212	9/12/2023	93.38	
	Golf team	(blank)	47171	8/28/2023	182.23	
<b>Hoder, Matthew Total</b>					<b>275.61</b>	
Hodge Products, Inc.	V33084297	(blank)	24834	9/15/2023	8,071.94	
	0508588-IN	2400675	255774	8/30/2023	1,087.00	
<b>Hodge Products, Inc. Total</b>					<b>9,158.94</b>	
Hodges Loizzi Eisenhammer Rodick &		58525	2400569	255775	8/30/2023	1,236.49
<b>Hodges Loizzi Eisenhammer Rodick &amp; Total</b>					<b>1,236.49</b>	
Hohenbery, Chad	V15402903	(blank)	20632	9/14/2023	60.00	
	V85177262	(blank)	20602	9/11/2023	-	
	V494586	(blank)	126818	9/1/2023	-	
<b>Hohenbery, Chad Total</b>					<b>60.00</b>	
Holder, Jennifer Denise	Concession	(blank)	47221	9/13/2023	363.90	

**Expenditure Summary Report**

From Date: 8/17/2023  
To Date: 9/19/2023

Vendor	Invoice	PO No.	Check No.	Check Date	Amount
Holder, Jennifer Denise	Soccer concessions	(blank)	47159	8/24/2023	287.24
<b>Holder, Jennifer Denise Total</b>					<b>651.14</b>
Holland, Anita	V13203274	(blank)	15068	8/30/2023	75.93
<b>Holland, Anita Total</b>					<b>75.93</b>
Horchem, Nathaniel Kurtis	V65832225	(blank)	6610	9/8/2023	50.00
<b>Horchem, Nathaniel Kurtis Total</b>					<b>50.00</b>
Horine, Joshua David	STMT082223	2400778	255776	8/30/2023	135.00
<b>Horine, Joshua David Total</b>					<b>135.00</b>
Hougas, Robert David	V89995890	(blank)	22062	8/25/2023	150.00
<b>Hougas, Robert David Total</b>					<b>150.00</b>
Hr Imaging Partners, Inc.		10055 (blank)	47227	9/18/2023	18,775.00
<b>Hr Imaging Partners, Inc. Total</b>					<b>18,775.00</b>
Hruby, Dean	V90543752	(blank)	20558	8/21/2023	60.00
<b>Hruby, Dean Total</b>					<b>60.00</b>
Huels, Thomas A.	V84586987	(blank)	24806	9/1/2023	150.00
	V13446806	(blank)	24772	8/17/2023	100.00
<b>Huels, Thomas A. Total</b>					<b>250.00</b>
Huff, Chad R.	V35854104	(blank)	20565	8/25/2023	100.00
	V13970698	(blank)	20549	8/17/2023	90.00
<b>Huff, Chad R. Total</b>					<b>190.00</b>
Huff, Travis J.	V76598176	(blank)	20550	8/17/2023	90.00
<b>Huff, Travis J. Total</b>					<b>90.00</b>
Hutchison, Mark L	V20500991	(blank)	22104	9/7/2023	70.00
<b>Hutchison, Mark L Total</b>					<b>70.00</b>
IESA Illinois Elementary School Asn	V70456161	(blank)	22124	9/14/2023	20.00
<b>IESA Illinois Elementary School Asn Total</b>					<b>20.00</b>
IL Association Vocational Ag Teachers	IAVAT Dues	(blank)	47223	9/14/2023	180.00
		72917 (blank)	47189	9/7/2023	80.00
<b>IL Association Vocational Ag Teachers Total</b>					<b>260.00</b>
IL Grade School Music Association.	IGSMA2324FEE	2400617	255777	8/30/2023	270.00
<b>IL Grade School Music Association. Total</b>					<b>270.00</b>
Illinois Art Station		808 2400692	255917	9/6/2023	368.00
<b>Illinois Art Station Total</b>					<b>368.00</b>
Illinois Association Of School Admi	DUES2324	2400631	255778	8/30/2023	1,458.50
	H7NLVHDGZDJ	2400655	255778	8/30/2023	369.00
<b>Illinois Association Of School Admi Total</b>					<b>1,827.50</b>
Illinois Basketball Coaches Association	Program Ad	(blank)	47569	8/21/2023	255.00
<b>Illinois Basketball Coaches Association Total</b>					<b>255.00</b>
Illinois Ffa	V327384	(blank)	47660	9/15/2023	48.00
	IAVAT Dues 23-24	(blank)	47570	8/21/2023	456.00
<b>Illinois Ffa Total</b>					<b>504.00</b>

**Expenditure Summary Report**

From Date: 8/17/2023  
To Date: 9/19/2023

Vendor	Invoice	PO No.	Check No.	Check Date	Amount	
Illinois Network Of Child Care Reso		3231	2400874	255918	9/6/2023	265.00
		3192	2400580	255779	8/30/2023	450.00
<b>Illinois Network Of Child Care Reso Total</b>					<b>715.00</b>	
Illinois Portable Toilets	V95303811	(blank)	20559	8/21/2023	255.00	
<b>Illinois Portable Toilets Total</b>					<b>255.00</b>	
Illinois State Board of Education	17-064-0050-26.	2400857	255919	9/6/2023	355.00	
	17-064-0050-26	2400858	255919	9/6/2023	6,570.00	
<b>Illinois State Board of Education Total</b>					<b>6,925.00</b>	
Ilmea	V41179384	(blank)	22126	9/19/2023	24.00	
	91CF6EB3-0002	2400802	255780	8/30/2023	720.00	
		33265	2400717	255780	8/30/2023	50.00
<b>Ilmea Total</b>					<b>794.00</b>	
Ilmea State Office	V82777199	(blank)	22063	8/25/2023	50.00	
<b>Ilmea State Office Total</b>					<b>50.00</b>	
Intercity Program Fund	Intercity Boys Socc	(blank)	47618	9/7/2023	1,372.00	
<b>Intercity Program Fund Total</b>					<b>1,372.00</b>	
Interstate All Battery Center		1.9004E+12	2400905	255920	9/6/2023	214.25
		1.9004E+12	2400741	255781	8/30/2023	145.80
		1.9004E+12	2400741	255781	8/30/2023	225.00
		1.9004E+12	2400741	255781	8/30/2023	263.81
<b>Interstate All Battery Center Total</b>					<b>848.86</b>	
Iron Pride Pto	t-shirts for cheer	(blank)	47642	9/13/2023	405.00	
<b>Iron Pride Pto Total</b>					<b>405.00</b>	
ISU Board of Trustees	Sr Luncheon deposit	(blank)	47160	8/24/2023	4,000.00	
<b>ISU Board of Trustees Total</b>					<b>4,000.00</b>	
Itte, Hemanth	SLC 2023	(blank)	47643	9/13/2023	145.00	
<b>Itte, Hemanth Total</b>					<b>145.00</b>	
J Spencer Construction Llc		1967	2400595	255782	8/30/2023	780.00
<b>J Spencer Construction Llc Total</b>					<b>780.00</b>	
J W Pepper & Sons Incorp		365459718	2400589	255783	8/30/2023	75.00
		365502233	2400898	255921	9/6/2023	11.98
		365530911	2400932	255921	9/6/2023	202.99
		365509093	2400898	255921	9/6/2023	32.97
		365501505	2400812	255921	9/6/2023	156.00
		365498510	2400898	255921	9/6/2023	12.98
		365499754	2400898	255921	9/6/2023	471.49
		365497863	2400897	255921	9/6/2023	10.00
		365463872	2400897	255921	9/6/2023	72.99
		365460985	2400897	255921	9/6/2023	185.78
		365423972	2400897	255921	9/6/2023	195.00
<b>J W Pepper &amp; Sons Incorp Total</b>					<b>1,427.18</b>	
J&D Auto Body Inc.		14978506	2400853	255922	9/6/2023	1,743.53
<b>J&amp;D Auto Body Inc. Total</b>					<b>1,743.53</b>	
Jc Screenprinting	V77268815	(blank)	6621	9/19/2023	186.40	
	Orchestra shirts	(blank)	47180	8/31/2023	510.40	
<b>Jc Screenprinting Total</b>					<b>696.80</b>	

**Expenditure Summary Report**

From Date: 8/17/2023  
To Date: 9/19/2023

Vendor	Invoice	PO No.	Check No.	Check Date	Amount
Jerome, Ruth H	MILES202308	(blank)	255868	9/6/2023	61.57
	V17732509	(blank)	6570	8/17/2023	58.80
<b>Jerome, Ruth H Total</b>					<b>120.37</b>
Jirik, Kristen Joy	Swim Reimbursement	(blank)	47181	8/31/2023	138.00
<b>Jirik, Kristen Joy Total</b>					<b>138.00</b>
Johnson Controls Fire Protection Lp	23674664	2400783	255784	8/30/2023	772.97
	23674671	2400783	255784	8/30/2023	1,715.89
	2367480	2400783	255784	8/30/2023	772.97
	23674841	2400783	255784	8/30/2023	712.26
	23674981	2400783	255784	8/30/2023	772.97
	23675065	2400783	255784	8/30/2023	772.97
<b>Johnson Controls Fire Protection Lp Total</b>					<b>5,520.03</b>
Johnson, Argie	V62871880	(blank)	6580	8/25/2023	100.00
<b>Johnson, Argie Total</b>					<b>100.00</b>
Johnson, Chanel	MILES202307	2400635	255785	8/30/2023	258.53
<b>Johnson, Chanel Total</b>					<b>258.53</b>
Johnson, Jeffrey R.	V55116658	(blank)	22064	8/25/2023	150.00
<b>Johnson, Jeffrey R. Total</b>					<b>150.00</b>
Johnson, Jeremiah Lee	V65211777	(blank)	22068	8/29/2023	50.00
<b>Johnson, Jeremiah Lee Total</b>					<b>50.00</b>
Johnson, Nathan	ILS 5/2023	(blank)	47644	9/13/2023	435.00
<b>Johnson, Nathan Total</b>					<b>435.00</b>
Johnstone Supply	616-S1003282516.001	2400895	255923	9/6/2023	46.62
	616-S100382484.001	2400895	255923	9/6/2023	8.17
	616-S100382129.001	2400895	255923	9/6/2023	9.58
	616-S100382327.001	2400895	255923	9/6/2023	868.97
	616-S100382014.001	2400895	255923	9/6/2023	450.69
	616-S100381633.001	2400895	255923	9/6/2023	297.32
	616-S100381540.001	2400895	255923	9/6/2023	136.90
	616-s100380843.001	2400724	255786	8/30/2023	29.43
	616-s100380754.001	2400724	255786	8/30/2023	49.22
	616-s100380433.001	2400724	255786	8/30/2023	420.90
	616-s100366936.001	2400724	255786	8/30/2023	1,905.82
	616-s100380236.001	2400724	255786	8/30/2023	150.35
	616-s100379710.001	2400724	255786	8/30/2023	141.66
	616-s100379356.001	2400724	255786	8/30/2023	17.21
	616-s100379185.001	2400724	255786	8/30/2023	362.20
	616-S100368126.001	2400724	255786	8/30/2023	768.68
	616-S100368130.001	2400724	255786	8/30/2023	448.50
<b>Johnstone Supply Total</b>					<b>6,112.22</b>
Jontry, Mark	V48670013	(blank)	20603	9/11/2023	65.00
	V343364	(blank)	126835	9/7/2023	65.00
	V67584504	(blank)	20566	8/25/2023	65.00
	V301870	(blank)	126793	8/22/2023	90.00
	V948497	(blank)	126778	8/17/2023	90.00
<b>Jontry, Mark Total</b>					<b>375.00</b>
Josten'S	V38178390	(blank)	7243	9/19/2023	1,068.24
	1352639	(blank)	47581	8/24/2023	5,911.03

**Expenditure Summary Report**

From Date: 8/17/2023  
To Date: 9/19/2023

Vendor	Invoice	PO No.	Check No.	Check Date	Amount
<b>Josten'S Total</b>					<b>6,979.27</b>
Jostens Inc.	1331444	(blank)	5158	9/19/2023	173.69
<b>Jostens Inc. Total</b>					<b>173.69</b>
Juers, Roger Alan	Jacobs Inv Hotels	(blank)	47645	9/13/2023	636.18
<b>Juers, Roger Alan Total</b>					<b>636.18</b>
Kaeb Sanitary Supply Inc.	218878	2400910	255924	9/6/2023	107.48
	218512	2400683	255787	8/30/2023	86.02
	218513	2400683	255787	8/30/2023	960.58
<b>Kaeb Sanitary Supply Inc. Total</b>					<b>1,154.08</b>
Kearfott, Hollie	V13395663	(blank)	15040	8/18/2023	-
<b>Kearfott, Hollie Total</b>					<b>-</b>
Kearfott, Nicolas	Book Case	(blank)	47646	9/13/2023	70.09
	Officials Hosp	(blank)	47597	8/31/2023	156.28
	I-tunes 8/23	(blank)	47582	8/24/2023	10.99
	Summer Camp Supply	(blank)	47560	8/18/2023	36.72
<b>Kearfott, Nicolas Total</b>					<b>274.08</b>
Keiser, Stacy Lyn Barron	MILES202308	(blank)	255869	9/6/2023	52.47
<b>Keiser, Stacy Lyn Barron Total</b>					<b>52.47</b>
Keller, Jeff E.	V82023835	(blank)	20567	8/25/2023	90.00
	V94761901	(blank)	6571	8/17/2023	150.00
<b>Keller, Jeff E. Total</b>					<b>240.00</b>
Kelley Lett, Dawn Marie	V21073565	(blank)	6604	9/6/2023	2,925.78
<b>Kelley Lett, Dawn Marie Total</b>					<b>2,925.78</b>
Kelly, Jennifer Lynn	V51648	2400642	255788	8/30/2023	51.82
	V684904	2400642	255788	8/30/2023	27.27
	supplies & food	(blank)	47571	8/21/2023	136.05
<b>Kelly, Jennifer Lynn Total</b>					<b>215.14</b>
Kelly, Todd	V301870	(blank)	126794	8/22/2023	75.00
<b>Kelly, Todd Total</b>					<b>75.00</b>
Kendall Hunt Publishing	331378	2400821	255926	9/6/2023	92.80
	3299151	2400662	255790	8/30/2023	1,484.80
<b>Kendall Hunt Publishing Total</b>					<b>1,577.60</b>
Ken'S Oil Service, Inc.	91903-1	2400907	255925	9/6/2023	29,079.30
	532386	2400907	255925	9/6/2023	2,777.69
	949287	2400852	255925	9/6/2023	27,426.57
	304693	2400907	255925	9/6/2023	3,116.00
	304570	2400690	255789	8/30/2023	3,688.05
	304343	2400660	255789	8/30/2023	3,490.20
	304119	2400660	255789	8/30/2023	3,137.24
<b>Ken'S Oil Service, Inc. Total</b>					<b>75,974.17</b>
Kerr, Ryan D	Menards	(blank)	47224	9/14/2023	40.86
	Play props	(blank)	47224	9/14/2023	137.31
	Caps	(blank)	47213	9/12/2023	12.49
	Props	(blank)	47201	9/12/2023	25.07
	Binders Tape	(blank)	47190	9/7/2023	67.32

**Expenditure Summary Report**

From Date: 8/17/2023  
To Date: 9/19/2023

Vendor	Invoice	PO No.	Check No.	Check Date	Amount
Kerr, Ryan D	Script Rights	(blank)	47161	8/24/2023	265.00
	V550229	2400782	255791	8/30/2023	1,000.00
<b>Kerr, Ryan D Total</b>					<b>1,548.05</b>
Kerr, Scott	V38607877	(blank)	20551	8/17/2023	90.00
<b>Kerr, Scott Total</b>					<b>90.00</b>
Killian, Alaina Erin	Special Olympics	(blank)	47598	8/31/2023	173.25
<b>Killian, Alaina Erin Total</b>					<b>173.25</b>
King, Donald G.	V30900101	(blank)	20568	8/25/2023	100.00
<b>King, Donald G. Total</b>					<b>100.00</b>
Kingsley Junior High School	V1280278	(blank)	15083	9/19/2023	400.00
	REMBUMP	2400878	255927	9/6/2023	1,800.00
	V54984919	(blank)	6591	8/31/2023	862.00
	V26552072	(blank)	6586	8/28/2023	150.00
	V8241690	(blank)	22052	8/23/2023	150.00
<b>Kingsley Junior High School Total</b>					<b>3,362.00</b>
Kintner, Jill Diane	MILES202308	(blank)	255870	9/6/2023	115.28
<b>Kintner, Jill Diane Total</b>					<b>115.28</b>
Kintner, Rachael E	V47211970	(blank)	22091	9/5/2023	48.95
	V45994327	(blank)	22053	8/23/2023	30.00
<b>Kintner, Rachael E Total</b>					<b>78.95</b>
Kirby Risk Corporation	S112642466.003	2400911	255928	9/6/2023	197.54
	S112657419.001	2400911	255928	9/6/2023	218.97
	S112656316.001	2400911	255928	9/6/2023	63.58
	S112642512.001	2400911	255928	9/6/2023	961.55
	S112649641.001	2400719	255792	8/30/2023	223.57
	S112642466.001	2400719	255792	8/30/2023	405.51
	S112642466.002	2400911	255928	9/6/2023	54.04
	S112637115.001	2400719	255792	8/30/2023	182.56
	S112634348.002	2400719	255792	8/30/2023	73.80
<b>Kirby Risk Corporation Total</b>					<b>2,381.12</b>
Klockenga-Goss, Rhonda S	DEP08202023	2400834	255929	9/6/2023	35.00
<b>Klockenga-Goss, Rhonda S Total</b>					<b>35.00</b>
Klokkenga, Jason	FMP Candy	(blank)	47202	9/12/2023	113.90
<b>Klokkenga, Jason Total</b>					<b>113.90</b>
Kloster, Heather Ann	MILES202308	(blank)	255871	9/6/2023	36.35
<b>Kloster, Heather Ann Total</b>					<b>36.35</b>
Knepler, Julia	V141185	(blank)	5054	8/18/2023	68.85
<b>Knepler, Julia Total</b>					<b>68.85</b>
Knight, Janelle C	MILES202308	(blank)	255872	9/6/2023	19.65
<b>Knight, Janelle C Total</b>					<b>19.65</b>
Knowles, Courtney L	V91822484	(blank)	22048	8/21/2023	71.98
<b>Knowles, Courtney L Total</b>					<b>71.98</b>
Knox, Samuel H.	V36549443	(blank)	22121	9/13/2023	60.00
	V82852192	(blank)	22092	9/5/2023	50.00
	V106391	(blank)	126819	9/1/2023	-

**Expenditure Summary Report**

From Date: 8/17/2023  
To Date: 9/19/2023

Vendor	Invoice	PO No.	Check No.	Check Date	Amount
Knox, Samuel H.	V1026871	(blank)	6597	9/5/2023	100.00
<b>Knox, Samuel H. Total</b>					<b>210.00</b>
Koenig Body & Equipment		93167 2400671	255793	8/30/2023	2,299.90
		94261 2400671	255793	8/30/2023	120.00
<b>Koenig Body &amp; Equipment Total</b>					<b>2,419.90</b>
Komnick, Nathan	Camp Coach	(blank)	47599	8/31/2023	600.00
<b>Komnick, Nathan Total</b>					<b>600.00</b>
Konopasek, Christine Marie	Portillos Shakes	(blank)	47619	9/7/2023	65.54
	Coaches Clothing	(blank)	47600	8/31/2023	279.18
	Plainfield north 23	(blank)	47600	8/31/2023	813.11
	Reimb 8/2023	(blank)	47583	8/24/2023	123.17
<b>Konopasek, Christine Marie Total</b>					<b>1,281.00</b>
Kraus, Elizabeth A	DEO08222023	2400835	255930	9/6/2023	35.00
<b>Kraus, Elizabeth A Total</b>					<b>35.00</b>
Krispy Kreme	V22402595	(blank)	22086	9/1/2023	435.00
<b>Krispy Kreme Total</b>					<b>435.00</b>
Lake-Cook Distributor Inc	20230772	(blank)	22044	8/18/2023	118.88
<b>Lake-Cook Distributor Inc Total</b>					<b>118.88</b>
Lanphier High School	V670857	(blank)	126876	9/19/2023	150.00
<b>Lanphier High School Total</b>					<b>150.00</b>
Leathery, Amy Lea	Key club mtg	(blank)	47647	9/13/2023	27.92
<b>Leathery, Amy Lea Total</b>					<b>27.92</b>
Lee Enterprises - Central II	154462	2400873	255931	9/6/2023	69.52
<b>Lee Enterprises - Central II Total</b>					<b>69.52</b>
Lee, Cassandra Leigh	V98503293	(blank)	22045	8/18/2023	57.98
<b>Lee, Cassandra Leigh Total</b>					<b>57.98</b>
Legett, William John	V9040746	(blank)	15041	8/18/2023	100.00
<b>Legett, William John Total</b>					<b>100.00</b>
Lehr, Margaret Ambrose Legates	Comp book	(blank)	47601	8/31/2023	30.00
<b>Lehr, Margaret Ambrose Legates Total</b>					<b>30.00</b>
Let'S Party Rental	Backdrop	(blank)	47228	9/18/2023	417.76
<b>Let'S Party Rental Total</b>					<b>417.76</b>
Letterle, Chad	Reimb Gatorade & wat	(blank)	47620	9/7/2023	77.02
	FB camp coach	(blank)	47602	8/31/2023	500.00
	Pre Game Food	(blank)	47602	8/31/2023	227.98
<b>Letterle, Chad Total</b>					<b>805.00</b>
Lewis , Joshua	V30082256	(blank)	20590	9/5/2023	90.00
<b>Lewis , Joshua Total</b>					<b>90.00</b>
Lexington High School	V735134	(blank)	126803	8/28/2023	200.00
<b>Lexington High School Total</b>					<b>200.00</b>
Lexington Truck & Trailer Serv	39272	2400906	255932	9/6/2023	320.50
	39268	2400661	255794	8/30/2023	892.77

**Expenditure Summary Report**

From Date: 8/17/2023  
To Date: 9/19/2023

Vendor	Invoice	PO No.	Check No.	Check Date	Amount
<b>Lexington Truck &amp; Trailer Serv Total</b>					<b>1,213.27</b>
Leyons, Babitha	Mums Fundraising	(blank)	47648	9/13/2023	53.13
<b>Leyons, Babitha Total</b>					<b>53.13</b>
Lifeworks (Us) Ltd.	1956099	2400686	255795	8/30/2023	9,025.20
	1902027	2400686	255795	8/30/2023	9,025.20
	1848058	2400686	255795	8/30/2023	9,025.20
	1796870	2400686	255795	8/30/2023	9,025.20
	1765984	2400686	255795	8/30/2023	339.95
	1739678	2400686	255795	8/30/2023	8,515.28
<b>Lifeworks (Us) Ltd. Total</b>					<b>44,956.03</b>
Limestone Community H.S.	V85340965	(blank)	20552	8/17/2023	250.00
<b>Limestone Community H.S. Total</b>					<b>250.00</b>
Lincoln Community High School 1	V354010	(blank)	126862	9/15/2023	150.00
<b>Lincoln Community High School 1 Total</b>					<b>150.00</b>
Lincoln Prairie Behavioral Health C	2021-18717	2400869	255933	9/6/2023	50.00
<b>Lincoln Prairie Behavioral Health C Total</b>					<b>50.00</b>
Linde Gas & Equipment Inc.	37798470	2400913	255934	9/6/2023	238.80
	37642107	2400678	255796	8/30/2023	20.74
	37222788	2400742	255796	8/30/2023	59.51
	37238983	2400742	255796	8/30/2023	232.03
	37238565	2400847	255934	9/6/2023	135.54
	37038901	2400742	255796	8/30/2023	70.16
	37038902	2400742	255796	8/30/2023	17.64
	36646507	2400742	255796	8/30/2023	49.54
	36662016	2400742	255796	8/30/2023	238.80
	36661588	2400847	255934	9/6/2023	140.05
	365090901	2400742	255796	8/30/2023	22.90
	36441123	2400847	255934	9/6/2023	65.60
	36042629	2400742	255796	8/30/2023	48.58
	36065544	2400742	255796	8/30/2023	232.03
	36064810	2400847	255934	9/6/2023	135.54
<b>Linde Gas &amp; Equipment Inc. Total</b>					<b>1,707.46</b>
Lkm Mowing & Landscaping	40295	2400720	255797	8/30/2023	12,288.00
	39124	2400755	255797	8/30/2023	60.00
<b>Lkm Mowing &amp; Landscaping Total</b>					<b>12,348.00</b>
Long, Amanda Danielle	52239042 RI	2400891	255935	9/6/2023	67.15
<b>Long, Amanda Danielle Total</b>					<b>67.15</b>
Long, Matthew	REMB082223	2400820	255936	9/6/2023	19.67
<b>Long, Matthew Total</b>					<b>19.67</b>
Ludwig, Dennis	GirlsSwim off 9/16/2	(blank)	47649	9/13/2023	125.00
	V61982773	(blank)	20591	9/5/2023	70.00
	V19676547	(blank)	20569	8/25/2023	50.00
<b>Ludwig, Dennis Total</b>					<b>245.00</b>
Luginbuhl, Benjamin	Bass choir music	(blank)	47621	9/7/2023	42.00
	V591697	2400811	255937	9/6/2023	132.75
<b>Luginbuhl, Benjamin Total</b>					<b>174.75</b>
Lynch, Jessica Ann	V15246776	(blank)	15054	8/23/2023	45.00

**Expenditure Summary Report**

From Date: 8/17/2023  
To Date: 9/19/2023

Vendor	Invoice	PO No.	Check No.	Check Date	Amount
<b>Lynch, Jessica Ann Total</b>					<b>45.00</b>
Lynch, Kimberly M	V6138787	(blank)	2815	9/5/2023	501.82
<b>Lynch, Kimberly M Total</b>					<b>501.82</b>
Lyons Township High School	V668229	(blank)	126782	8/18/2023	375.00
	V16405696	(blank)	20553	8/17/2023	375.00
<b>Lyons Township High School Total</b>					<b>750.00</b>
Mad Mexicans, LLC	V16544781	(blank)	6622	9/19/2023	121.00
<b>Mad Mexicans, LLC Total</b>					<b>121.00</b>
Maffett, Kevin	V97326121	(blank)	20554	8/17/2023	90.00
<b>Maffett, Kevin Total</b>					<b>90.00</b>
Mahomet Seymour Junior High	V36560052	(blank)	15077	9/5/2023	150.00
	V34820138	(blank)	6587	8/28/2023	150.00
	V7369902	(blank)	22054	8/23/2023	150.00
<b>Mahomet Seymour Junior High Total</b>					<b>450.00</b>
Mann, Marcus Chamar	V6506071	(blank)	20570	8/25/2023	65.00
<b>Mann, Marcus Chamar Total</b>					<b>65.00</b>
Marland, Rachel	V3303781	(blank)	22105	9/7/2023	70.00
<b>Marland, Rachel Total</b>					<b>70.00</b>
Mattoon High School		153 (blank)	47172	8/28/2023	95.00
<b>Mattoon High School Total</b>					<b>95.00</b>
Mc Dermott, Gail Scioscia	V85676951	(blank)	2809	8/18/2023	109.00
<b>Mc Dermott, Gail Scioscia Total</b>					<b>109.00</b>
Mc Graw-Hill School Ed Holdings, LI	Q08212023	2400685	255798	8/30/2023	217.14
	Q08172023	2400672	255798	8/30/2023	341.22
<b>Mc Graw-Hill School Ed Holdings, LI Total</b>					<b>558.36</b>
Mc Master-Carr Supply Co	13103237	2400914	255938	9/6/2023	231.38
	12867012	2400737	255799	8/30/2023	165.82
	12687981	2400737	255799	8/30/2023	765.05
	12689588	2400737	255799	8/30/2023	167.54
	12259443	2400737	255799	8/30/2023	223.29
<b>Mc Master-Carr Supply Co Total</b>					<b>1,553.08</b>
McBurney, Tamara	Cheer	(blank)	47214	9/12/2023	60.93
<b>McBurney, Tamara Total</b>					<b>60.93</b>
Mccabe, James	V46310707	(blank)	20633	9/14/2023	60.00
	V82209272	(blank)	20604	9/11/2023	75.00
<b>Mccabe, James Total</b>					<b>135.00</b>
McGinnes, Robert L	V859341	(blank)	126863	9/15/2023	90.00
<b>McGinnes, Robert L Total</b>					<b>90.00</b>
Mclean Co Unit Dist No 5	V10056984	(blank)	0	9/19/2023	106.29
	V62596811	(blank)	0	9/14/2023	1,295.09
	100800-8/31/23	(blank)	0	9/15/2023	15,537.13
	V54677657	(blank)	0	8/31/2023	513.52
	V109493	(blank)	2771	8/31/2023	620.92
	V38852630	(blank)	1883	8/28/2023	137.00

**Expenditure Summary Report**

From Date: 8/17/2023  
To Date: 9/19/2023

Vendor	Invoice	PO No.	Check No.	Check Date	Amount
Mclean Co Unit Dist No 5	V75279002	(blank)	1881	8/24/2023	233.79
	HOF pictures	(blank)	47162	8/24/2023	-
	Endzone camera	(blank)	47146	8/22/2023	-
	V876842	(blank)	0	8/21/2023	146.47
<b>Mclean Co Unit Dist No 5 Total</b>					<b>18,590.21</b>
Mclean County Asphalt Co, Inc	73421	2400598	255800	8/30/2023	8,561.00
	73420	2400604	255800	8/30/2023	1,867.00
	72816	2400749	255800	8/30/2023	774.24
<b>Mclean County Asphalt Co, Inc Total</b>					<b>11,202.24</b>
Mclean County Glass & Mirror	57387	2400884	255939	9/6/2023	17,550.00
	57350	2400738	255801	8/30/2023	539.10
	57351	2400738	255801	8/30/2023	835.60
<b>Mclean County Glass &amp; Mirror Total</b>					<b>18,924.70</b>
Mcmorris, David G	V3053969	(blank)	22093	9/5/2023	87.54
<b>Mcmorris, David G Total</b>					<b>87.54</b>
Mcmullen, Jeffrey	V231533	(blank)	126855	9/12/2023	120.00
	V441295	(blank)	126820	9/1/2023	60.00
<b>Mcmullen, Jeffrey Total</b>					<b>180.00</b>
Meade, Robert R	V63706693	(blank)	22106	9/7/2023	75.00
<b>Meade, Robert R Total</b>					<b>75.00</b>
Media Technologies	149745	2400885	255940	9/6/2023	1,348.84
<b>Media Technologies Total</b>					<b>1,348.84</b>
Meltdown Creative Works Llc	V49397915	(blank)	24819	9/7/2023	647.64
<b>Meltdown Creative Works Llc Total</b>					<b>647.64</b>
Menards Lumber	14390	(blank)	47229	9/18/2023	909.30
	Ath Case Materials	(blank)	47163	8/24/2023	111.32
	V54578227	(blank)	47147	8/22/2023	131.85
	11558	2400611	255802	8/30/2023	41.94
	11180	2400611	255802	8/30/2023	84.47
<b>Menards Lumber Total</b>					<b>1,278.88</b>
Menken, Kaleigh	MILES202308	(blank)	255873	9/6/2023	17.23
<b>Menken, Kaleigh Total</b>					<b>17.23</b>
Mercer, Karen	V15120410	(blank)	9471	8/25/2023	229.77
<b>Mercer, Karen Total</b>					<b>229.77</b>
Mercer, Karen Jane	111-4121974-4680245	(blank)	9477	9/19/2023	20.99
<b>Mercer, Karen Jane Total</b>					<b>20.99</b>
Merrill, Christopher P	V1713141	(blank)	24803	8/31/2023	100.00
	V54893369	(blank)	15073	8/31/2023	50.00
	V24817021	(blank)	15048	8/21/2023	-
<b>Merrill, Christopher P Total</b>					<b>150.00</b>
Merrill, Philip Michael	V76378141	(blank)	15074	8/31/2023	50.00
	V49236202	(blank)	15049	8/21/2023	-
<b>Merrill, Philip Michael Total</b>					<b>50.00</b>
Metamora High School	V348844	(blank)	126783	8/18/2023	375.00
<b>Metamora High School Total</b>					<b>375.00</b>

**Expenditure Summary Report**

From Date: 8/17/2023  
To Date: 9/19/2023

Vendor	Invoice	PO No.	Check No.	Check Date	Amount
Metamora Township High School	V105508	(blank)	126864	9/15/2023	290.00
<b>Metamora Township High School Total</b>					<b>290.00</b>
Metro Fibernet Llc	STMT08082023	2400632	255803	8/30/2023	437.10
<b>Metro Fibernet Llc Total</b>					<b>437.10</b>
Metsker, Catherine Jane	V75301037	(blank)	22107	9/7/2023	85.00
	V61355930	(blank)	22079	8/31/2023	95.00
	XC official	(blank)	47164	8/24/2023	125.00
<b>Metsker, Catherine Jane Total</b>					<b>305.00</b>
Meyer, Damon	MILES202308	(blank)	255874	9/6/2023	102.18
<b>Meyer, Damon Total</b>					<b>102.18</b>
Middleton Associates Inc	PRJ25682321	2400803	255804	8/30/2023	15,260.00
<b>Middleton Associates Inc Total</b>					<b>15,260.00</b>
Midwest Construction Rentals	191513-1	2400736	255805	8/30/2023	762.85
	191550-1	2400736	255805	8/30/2023	24.25
	190817-1	2400736	255805	8/30/2023	1,682.72
	191441-1	2400736	255805	8/30/2023	31.13
	190977-1	2400753	255805	8/30/2023	115.50
<b>Midwest Construction Rentals Total</b>					<b>2,616.45</b>
Midwest Equipment li	687479	2400940	255941	9/6/2023	5,375.00
	685453	2400757	255806	8/30/2023	117.33
	685463	2400757	255806	8/30/2023	193.42
	685087	2400757	255806	8/30/2023	193.42
	684283	2400757	255806	8/30/2023	157.54
	683707	2400757	255806	8/30/2023	59.65
	681442	2400757	255806	8/30/2023	96.71
	681443	2400757	255806	8/30/2023	2,280.94
	624759	2400757	255806	8/30/2023	43.50
<b>Midwest Equipment li Total</b>					<b>8,517.51</b>
Midwest Transit Equipment	R101079260:01	2400663	255807	8/30/2023	190.00
<b>Midwest Transit Equipment Total</b>					<b>190.00</b>
Miller, Eric James	V343364	(blank)	126836	9/7/2023	65.00
	V38295	(blank)	126815	8/31/2023	65.00
<b>Miller, Eric James Total</b>					<b>130.00</b>
Miller, Hall & Triggs Law Offices	232	2400570	255808	8/30/2023	1,815.00
<b>Miller, Hall &amp; Triggs Law Offices Total</b>					<b>1,815.00</b>
Minerva Promotions	I00190	(blank)	47650	9/13/2023	1,145.00
	100055	(blank)	47177	8/29/2023	288.00
	100029	(blank)	47173	8/28/2023	367.50
<b>Minerva Promotions Total</b>					<b>1,800.50</b>
Moline High School-Athletics	V384046	(blank)	126828	9/1/2023	100.00
	V667135	(blank)	126804	8/28/2023	-
<b>Moline High School-Athletics Total</b>					<b>100.00</b>
Mook, Stephanie Kay	V28132189	(blank)	4108	8/31/2023	161.76
	V90536181	(blank)	4103	8/21/2023	51.13
<b>Mook, Stephanie Kay Total</b>					<b>212.89</b>

**Expenditure Summary Report**

From Date: 8/17/2023  
To Date: 9/19/2023

Vendor	Invoice	PO No.	Check No.	Check Date	Amount
Mora, Christina L	V88900531	(blank)	2994	9/6/2023	310.93
<b>Mora, Christina L Total</b>					<b>310.93</b>
Morey, Joseph	V24387628	(blank)	22069	8/29/2023	100.00
<b>Morey, Joseph Total</b>					<b>100.00</b>
Morton High School	V16388978	(blank)	20626	9/12/2023	75.00
	V7769477	(blank)	20623	9/12/2023	175.00
<b>Morton High School Total</b>					<b>250.00</b>
Morton Junior High	V24648772	(blank)	6611	9/8/2023	80.00
	V56149831	(blank)	22065	8/25/2023	125.00
<b>Morton Junior High Total</b>					<b>205.00</b>
Moss, Kevin	GirlsSwim off 9/16/2	(blank)	47651	9/13/2023	125.00
	V53752792	(blank)	20605	9/11/2023	70.00
	V46920155	(blank)	20592	9/5/2023	70.00
	V285762	(blank)	126812	8/31/2023	60.00
	V68785564	(blank)	20571	8/25/2023	-
<b>Moss, Kevin Total</b>					<b>325.00</b>
Mroz, Jennifer M	V24226520	(blank)	2995	9/6/2023	801.96
<b>Mroz, Jennifer M Total</b>					<b>801.96</b>
Mueller, Kelsey Rae	Senior banners 23	(blank)	47191	9/7/2023	239.96
	VB Pizza Lock in	(blank)	47191	9/7/2023	194.34
<b>Mueller, Kelsey Rae Total</b>					<b>434.30</b>
Mutual Wheel Co		8780667 2400739	255809	8/30/2023	223.64
		8779552 2400739	255809	8/30/2023	37.02
		8778411 2400739	255809	8/30/2023	14.50
		8767118 2400739	255809	8/30/2023	16.30
<b>Mutual Wheel Co Total</b>					<b>291.46</b>
NAACP Bloomington/Normal Branch	V758958	2400630	255810	8/30/2023	1,000.00
<b>NAACP Bloomington/Normal Branch Total</b>					<b>1,000.00</b>
Naeir	G233244	2400892	255942	9/6/2023	242.00
	G231527	2400771	255811	8/30/2023	390.00
<b>Naeir Total</b>					<b>632.00</b>
National Ffa Organization	CAS1278	2400708	255812	8/30/2023	1,030.00
	CAS1283	2400708	255812	8/30/2023	2,060.00
	1067318 (blank)		47572	8/21/2023	185.00
<b>National Ffa Organization Total</b>					<b>3,275.00</b>
National Food Group	IN0899917	2400832	255813	8/30/2023	3,456.00
<b>National Food Group Total</b>					<b>3,456.00</b>
Negwer Materials Inc	NOR 5106482-01	2400915	255943	9/6/2023	157.53
	NOR 5106263-00	2400915	255943	9/6/2023	1,095.20
	NOR 5106262-00	2400740	255814	8/30/2023	1,095.20
	NOR 5106482-00	2400740	255814	8/30/2023	242.67
	NOR 5106465-00	2400740	255814	8/30/2023	29.88
	NOR5106458-00	2400740	255814	8/30/2023	137.34
	NOR 5106448-22	2400740	255814	8/30/2023	552.48
<b>Negwer Materials Inc Total</b>					<b>3,310.30</b>
Nettleton, Eric M	Reimb paint	(blank)	47603	8/31/2023	-

**Expenditure Summary Report**

From Date: 8/17/2023  
To Date: 9/19/2023

Vendor	Invoice	PO No.	Check No.	Check Date	Amount
<b>Nettleton, Eric M Total</b>					<b>-</b>
NeuroRestorative IL	0723-381365-SCHLFULL	2400868	255944	9/6/2023	9,336.40
	0623-381365-schfull	2400868	255944	9/6/2023	7,469.12
<b>NeuroRestorative IL Total</b>					<b>16,805.52</b>
Newsome Jr, Craig Lamont	Camp Coach 2023	(blank)	47584	8/24/2023	288.00
<b>Newsome Jr, Craig Lamont Total</b>					<b>288.00</b>
Newton, Matthew	V53542436	(blank)	22108	9/7/2023	70.00
<b>Newton, Matthew Total</b>					<b>70.00</b>
Newton-Gonzalez, Jordan B	V12530812	(blank)	1631	8/18/2023	487.96
	V83886202	(blank)	1631	8/18/2023	126.53
<b>Newton-Gonzalez, Jordan B Total</b>					<b>614.49</b>
Nicasio, Mariana	V87341024	(blank)	24794	8/28/2023	57.61
	V585652	2400713	255815	8/30/2023	42.31
<b>Nicasio, Mariana Total</b>					<b>99.92</b>
Nichols, Lisa L'Hote	StuCo supplies	(blank)	47230	9/18/2023	45.10
	StuCo Bulletin Board	(blank)	47192	9/7/2023	17.99
	StuCo	(blank)	47165	8/24/2023	25.00
	Senior Sunrise	(blank)	47148	8/22/2023	123.93
<b>Nichols, Lisa L'Hote Total</b>					<b>212.02</b>
Nichols, Roger L	V89288915	(blank)	24807	9/1/2023	150.00
	V68243103	(blank)	6598	9/5/2023	60.00
	V7383887	(blank)	24788	8/25/2023	100.00
	V41114857	(blank)	15057	8/24/2023	100.00
	V60310603	(blank)	15050	8/21/2023	-
	V34026559	(blank)	24776	8/18/2023	100.00
<b>Nichols, Roger L Total</b>					<b>510.00</b>
Nicor Gas	V995683	2400005	255886	9/6/2023	813.14
	V534785	2400005	255701	8/30/2023	236.82
	V151236	2400005	255701	8/30/2023	236.36
	V644693	2400005	255701	8/30/2023	320.45
<b>Nicor Gas Total</b>					<b>1,606.77</b>
Niebrugge, Blake	V43477513	(blank)	24823	9/8/2023	-
	V8218693	(blank)	24825	9/8/2023	100.00
<b>Niebrugge, Blake Total</b>					<b>100.00</b>
Niekamp, Tracy	Reimb 9/5/23	(blank)	47622	9/7/2023	74.90
<b>Niekamp, Tracy Total</b>					<b>74.90</b>
Nimble, Justin Dalen	V95000958	(blank)	15042	8/18/2023	100.00
<b>Nimble, Justin Dalen Total</b>					<b>100.00</b>
Nolin, Tanner	V30290986	(blank)	24799	8/29/2023	50.00
	V68042798	(blank)	24791	8/28/2023	100.00
<b>Nolin, Tanner Total</b>					<b>150.00</b>
Noline, Tanner T.	V15163704	(blank)	24777	8/18/2023	100.00
<b>Noline, Tanner T. Total</b>					<b>100.00</b>
Normal Community High School	Paint	(blank)	47225	9/14/2023	250.00
	V5559169	(blank)	20606	9/11/2023	105.00

**Expenditure Summary Report**

From Date: 8/17/2023  
To Date: 9/19/2023

Vendor	Invoice	PO No.	Check No.	Check Date	Amount
<b>Normal Community High School Total</b>					<b>355.00</b>
Normal West High School	V7776	(blank)	126843	9/8/2023	50.00
	V521656	2400614	255816	8/30/2023	800.00
	V428936	(blank)	126784	8/18/2023	250.00
<b>Normal West High School Total</b>					<b>1,100.00</b>
Norton, Jeff	V66203112	(blank)	22109	9/7/2023	-
	XC official 9/1/23	(blank)	47604	8/31/2023	125.00
	CC official	(blank)	47166	8/24/2023	125.00
<b>Norton, Jeff Total</b>					<b>250.00</b>
Nourie, Julie	V27888315	(blank)	22074	8/30/2023	19.34
<b>Nourie, Julie Total</b>					<b>19.34</b>
Nybakke Vacuum Shop, Inc	060723-3	2400845	255945	9/6/2023	64.73
	060723-9	2400845	255945	9/6/2023	58.35
	051123-1	2400845	255945	9/6/2023	31.98
	040723-9	2400845	255945	9/6/2023	68.22
	040823-2	2400845	255945	9/6/2023	42.24
	040823-5	2400845	255945	9/6/2023	69.99
	040423-1	2400845	255945	9/6/2023	25.00
	033123-4	2400845	255945	9/6/2023	92.49
<b>Nybakke Vacuum Shop, Inc Total</b>					<b>453.00</b>
O Shea, Thomas William	Baseball summer camp	(blank)	47561	8/18/2023	240.00
<b>O Shea, Thomas William Total</b>					<b>240.00</b>
O'Connell, Yolanda M	MILES202308	(blank)	255875	9/6/2023	124.82
<b>O'Connell, Yolanda M Total</b>					<b>124.82</b>
Ogg, Alyssa	REMBFEE	(blank)	255692	8/30/2023	62.50
<b>Ogg, Alyssa Total</b>					<b>62.50</b>
Ohio State University	V207559	2400560	255817	8/30/2023	4,750.00
<b>Ohio State University Total</b>					<b>4,750.00</b>
Ohrwall, Mark A	MILES202308	(blank)	255876	9/6/2023	7.34
<b>Ohrwall, Mark A Total</b>					<b>7.34</b>
Olsen, Joshua	V301870	(blank)	126795	8/22/2023	90.00
	V948497	(blank)	126779	8/17/2023	90.00
<b>Olsen, Joshua Total</b>					<b>180.00</b>
Olson, Brian Michael	V88409976	(blank)	24804	9/1/2023	100.00
	V76724166	(blank)	24797	8/29/2023	50.00
<b>Olson, Brian Michael Total</b>					<b>150.00</b>
Olympus Group	8162023	(blank)	47174	8/28/2023	8,300.00
<b>Olympus Group Total</b>					<b>8,300.00</b>
Ort, Robert	V67379454	(blank)	24812	9/7/2023	50.00
	V52071009	(blank)	24808	9/1/2023	100.00
<b>Ort, Robert Total</b>					<b>150.00</b>
Osborn, Carol	Camp Coach	(blank)	47605	8/31/2023	-
<b>Osborn, Carol Total</b>					<b>-</b>
Osborn, Owen Paul	Camp Coach	(blank)	47606	8/31/2023	480.00

**Expenditure Summary Report**

From Date: 8/17/2023  
To Date: 9/19/2023

Vendor	Invoice	PO No.	Check No.	Check Date	Amount	
<b>Osborn, Owen Paul Total</b>					<b>480.00</b>	
Oticon, Inc.	SQ57506	2400707	255818	8/30/2023	619.99	
<b>Oticon, Inc. Total</b>					<b>619.99</b>	
Oxarart, Aimee	V80727736	(blank)	22046	8/18/2023	354.35	
<b>Oxarart, Aimee Total</b>					<b>354.35</b>	
Pabst, Rebecca J	V10145636	(blank)	22075	8/30/2023	5.79	
	V7813300	(blank)	22047	8/18/2023	47.46	
<b>Pabst, Rebecca J Total</b>					<b>53.25</b>	
Palmer, Elisa L	V31766675	(blank)	15079	9/7/2023	34.00	
	V43468672	(blank)	15051	8/21/2023	122.60	
<b>Palmer, Elisa L Total</b>					<b>156.60</b>	
Papa John'S Pizza 1	V22449526	(blank)	22080	8/31/2023	44.95	
<b>Papa John'S Pizza 1 Total</b>					<b>44.95</b>	
Parkland College	F VB Tournament	(blank)	47203	9/12/2023	195.00	
<b>Parkland College Total</b>					<b>195.00</b>	
Parkside Junior High School	V53962845	(blank)	22127	9/19/2023	200.00	
	V78790943	(blank)	22094	9/5/2023	800.00	
	V41755980	(blank)	6588	8/28/2023	225.00	
	V73407127	(blank)	6576	8/21/2023	100.00	
<b>Parkside Junior High School Total</b>					<b>1,325.00</b>	
Parts Depot		276530	2400916	255946	9/6/2023	689.99
<b>Parts Depot Total</b>					<b>689.99</b>	
Parts Town, Llc	2100234281	2400918	255947	9/6/2023	446.12	
	2100210057	2400918	255947	9/6/2023	608.08	
	2100198316	2400918	255947	9/6/2023	1,001.95	
	2100185426	2400918	255947	9/6/2023	142.71	
	2100172911	2400918	255947	9/6/2023	70.15	
	2100172912	2400918	255947	9/6/2023	1,365.10	
	2100150473	2400744	255819	8/30/2023	1,519.87	
<b>Parts Town, Llc Total</b>					<b>5,153.98</b>	
Pate, Tamara	REMBFEE	(blank)	255693	8/30/2023	255.00	
<b>Pate, Tamara Total</b>					<b>255.00</b>	
Patten, Thomas	Meet medals	(blank)	47623	9/7/2023	365.05	
	race bibs and pins	(blank)	47623	9/7/2023	178.47	
<b>Patten, Thomas Total</b>					<b>543.52</b>	
Pekin Community High School	V10372227	(blank)	20634	9/14/2023	300.00	
	V954921	(blank)	126805	8/28/2023	300.00	
<b>Pekin Community High School Total</b>					<b>600.00</b>	
Pendleton, Tara D		296 (blank)	47665	9/15/2023	443.41	
		9092 (blank)	47665	9/15/2023	210.38	
<b>Pendleton, Tara D Total</b>					<b>653.79</b>	
Penland, Scott M.	V127253	(blank)	126851	9/11/2023	60.00	
	V36524516	(blank)	20607	9/11/2023	70.00	
<b>Penland, Scott M. Total</b>					<b>130.00</b>	

**Expenditure Summary Report**

From Date: 8/17/2023  
To Date: 9/19/2023

Vendor	Invoice	PO No.	Check No.	Check Date	Amount
Peoples, Teresa	V28537619	(blank)	24821	9/7/2023	80.00
<b>Peoples, Teresa Total</b>					<b>80.00</b>
Peoria Area Soccer Officials Association	V14344792	(blank)	20572	8/25/2023	175.00
	V96182986	(blank)	20580	8/25/2023	175.00
<b>Peoria Area Soccer Officials Association Total</b>					<b>350.00</b>
Peoria High School	V64973726	(blank)	20627	9/14/2023	250.00
	V542018	(blank)	126844	9/8/2023	250.00
<b>Peoria High School Total</b>					<b>500.00</b>
Peoria Notre Dame High School	V892698	(blank)	126829	9/1/2023	150.00
	V11314578	(blank)	20555	8/17/2023	275.00
<b>Peoria Notre Dame High School Total</b>					<b>425.00</b>
Peoria Richwoods H.S.	V19424891	(blank)	20608	9/11/2023	130.00
<b>Peoria Richwoods H.S. Total</b>					<b>130.00</b>
Pepsi Cola General Bot, Inc	17920354	(blank)	47652	9/13/2023	630.71
	19964203	(blank)	47652	9/13/2023	975.12
	393853	(blank)	47585	8/24/2023	1,099.40
	438460	2400833	255820	8/30/2023	251.80
	19056805	2400833	255820	8/30/2023	125.90
	19979753	2400833	255820	8/30/2023	1,435.34
	39625707	2400833	255820	8/30/2023	188.85
	19979754	(blank)	47562	8/18/2023	2,528.04
	1077156	2400833	255820	8/30/2023	3,710.70
<b>Pepsi Cola General Bot, Inc Total</b>					<b>10,945.86</b>
Peterson, Kailey A	Art supplies	(blank)	47178	8/29/2023	124.44
<b>Peterson, Kailey A Total</b>					<b>124.44</b>
Philip, Nikitha Lee	NLC 23	(blank)	47653	9/13/2023	100.00
<b>Philip, Nikitha Lee Total</b>					<b>100.00</b>
Pilon, Michelle	V61732088	(blank)	15055	8/23/2023	123.11
<b>Pilon, Michelle Total</b>					<b>123.11</b>
Pipco Companies, Ltd	64834	2400765	255821	8/30/2023	4,367.79
	64835	2400766	255821	8/30/2023	700.00
	64799	2400766	255821	8/30/2023	1,200.00
<b>Pipco Companies, Ltd Total</b>					<b>6,267.79</b>
Plangger, Jake Tobias	V75772548	(blank)	6605	9/6/2023	100.00
	V71370725	(blank)	22095	9/5/2023	200.00
	V54572377	(blank)	6592	8/31/2023	100.00
	V50287243	(blank)	24800	8/29/2023	50.00
	V5508571	(blank)	22081	8/31/2023	100.00
	V95599269	(blank)	6581	8/25/2023	100.00
	V48319118	(blank)	6572	8/17/2023	-
<b>Plangger, Jake Tobias Total</b>					<b>650.00</b>
Pleasant Plains High School	V166094	(blank)	126865	9/15/2023	175.00
<b>Pleasant Plains High School Total</b>					<b>175.00</b>
PLS 3rd Learning	PS-INV001337	2400824	255948	9/6/2023	2,195.00
<b>PLS 3rd Learning Total</b>					<b>2,195.00</b>
Pontiac TWP HSD #90	V208229	(blank)	126866	9/15/2023	400.00

**Expenditure Summary Report**

From Date: 8/17/2023  
To Date: 9/19/2023

Vendor	Invoice	PO No.	Check No.	Check Date	Amount	
Pontiac TWP HSD #90	V74189452	(blank)	20635	9/14/2023	200.00	
	V598840	(blank)	126830	9/1/2023	200.00	
<b>Pontiac TWP HSD #90 Total</b>					<b>800.00</b>	
Powell, Joseph W	V94893914	(blank)	15064	8/29/2023	150.00	
<b>Powell, Joseph W Total</b>					<b>150.00</b>	
Prairie Land Golf Cars	V56382846	(blank)	22122	9/13/2023	245.00	
<b>Prairie Land Golf Cars Total</b>					<b>245.00</b>	
Price, Dennis C.	V83173540	(blank)	22070	8/29/2023	100.00	
<b>Price, Dennis C. Total</b>					<b>100.00</b>	
Principal Life Insurance-Sbd Grand	STMTJULY2023	2400788	255822	8/30/2023	5,123.35	
<b>Principal Life Insurance-Sbd Grand Total</b>					<b>5,123.35</b>	
Prosser, Stanley	V97808425	(blank)	22110	9/7/2023	85.00	
<b>Prosser, Stanley Total</b>					<b>85.00</b>	
Pro-Type Printing		65875	2400767	255823	8/30/2023	624.00
<b>Pro-Type Printing Total</b>					<b>624.00</b>	
Pugh, Clifford	V40205260	(blank)	22128	9/19/2023	80.00	
	V68013602	(blank)	6615	9/13/2023	90.00	
<b>Pugh, Clifford Total</b>					<b>170.00</b>	
Pummill, Melissa E	class store items	(blank)	47654	9/13/2023	425.61	
<b>Pummill, Melissa E Total</b>					<b>425.61</b>	
Puritan Springs	V561718	(blank)	5121	9/19/2023	42.07	
	Bottled Water	(blank)	47149	8/22/2023	226.90	
	Water - guidance	(blank)	47149	8/22/2023	6.00	
<b>Puritan Springs Total</b>					<b>274.97</b>	
Quadient Finance Usa, Inc.	STMT08212023	2400896	255949	9/6/2023	217.86	
	STMT08202023	2400860	255949	9/6/2023	2,250.00	
<b>Quadient Finance Usa, Inc. Total</b>					<b>2,467.86</b>	
Quadient Leasing Usa, Inc.	N10082012	2400529	255950	9/6/2023	580.62	
<b>Quadient Leasing Usa, Inc. Total</b>					<b>580.62</b>	
Quakenbush, Maxine J		6210212 (blank)	15084	9/19/2023	372.07	
	V90237588	(blank)	15056	8/23/2023	110.06	
<b>Quakenbush, Maxine J Total</b>					<b>482.13</b>	
Quill Corporation		34360304 (blank)	47655	9/13/2023	65.95	
		34181679 (blank)	47167	8/24/2023	185.86	
		34052208 2400613	255824	8/30/2023	254.16	
		33223529 2400613	255824	8/30/2023	215.09	
<b>Quill Corporation Total</b>					<b>721.06</b>	
R & Rs		45651 2400659	255951	9/6/2023	2,528.00	
<b>R &amp; Rs Total</b>					<b>2,528.00</b>	
Raglan, Melissa N	MILES202308	(blank)	255877	9/6/2023	127.27	
	V32439486	(blank)	2620	9/18/2023	54.18	
<b>Raglan, Melissa N Total</b>					<b>181.45</b>	
Rails-Reaching Across Il Library Sys		11326 2400684	255825	8/30/2023	5,825.00	

**Expenditure Summary Report**

From Date: 8/17/2023  
To Date: 9/19/2023

Vendor	Invoice	PO No.	Check No.	Check Date	Amount
<b>Rails-Reaching Across Il Library Sys Total</b>					<b>5,825.00</b>
Reading Recovery Council North Americ	Q08112023	2400561	255826	8/30/2023	3,312.00
<b>Reading Recovery Council North Americ Total</b>					<b>3,312.00</b>
Read'S Sporting Goods	V55248258	(blank)	24814	9/7/2023	122.00
	3660 & 3543	(blank)	47624	9/7/2023	2,652.50
	B3722, B3542, B3748	(blank)	22087	9/1/2023	606.85
	V638454	(blank)	5120	8/29/2023	69.00
	V79667834	(blank)	6582	8/25/2023	11.00
<b>Read'S Sporting Goods Total</b>					<b>3,461.35</b>
Reed, Gregory L.	V17684058	(blank)	22129	9/19/2023	80.00
	V61929772	(blank)	6616	9/13/2023	90.00
<b>Reed, Gregory L. Total</b>					<b>170.00</b>
Regional Office Of Education #17	1002400146	2400601	255827	8/30/2023	50.00
<b>Regional Office Of Education #17 Total</b>					<b>50.00</b>
Republic Services - #368	0368-001075226	2400093	255952	9/6/2023	7,003.64
<b>Republic Services - #368 Total</b>					<b>7,003.64</b>
Revello, Timothy	V44552689	(blank)	20593	9/5/2023	90.00
<b>Revello, Timothy Total</b>					<b>90.00</b>
Revtrak	V11469117	(blank)	0	9/11/2023	90.16
<b>Revtrak Total</b>					<b>90.16</b>
Rhode, James M	V65288102	(blank)	22123	9/13/2023	70.00
	XC official 9/1/23	(blank)	47607	8/31/2023	125.00
<b>Rhode, James M Total</b>					<b>195.00</b>
Rich, Erik	REMB	2400810	255953	9/6/2023	20.67
	V600942	2400730	255828	8/30/2023	67.55
<b>Rich, Erik Total</b>					<b>88.22</b>
Richards Building Supply Co	053-0006790309-001	2400746	255829	8/30/2023	4,663.29
	053-0006798199-001	2400746	255829	8/30/2023	104.00
	053-0006735464-001	2400746	255829	8/30/2023	496.00
<b>Richards Building Supply Co Total</b>					<b>5,263.29</b>
Richwoods High School	V88233	(blank)	126845	9/8/2023	130.00
	V667517	(blank)	126831	9/1/2023	130.00
	V814505	(blank)	126785	8/18/2023	150.00
<b>Richwoods High School Total</b>					<b>410.00</b>
Rinaldi Miles, Anna I	V7424071	(blank)	2819	9/8/2023	22.34
<b>Rinaldi Miles, Anna I Total</b>					<b>22.34</b>
Ritchason, Jennifer	V644611	2400608	255830	8/30/2023	35.00
<b>Ritchason, Jennifer Total</b>					<b>35.00</b>
Rochester 100 Inc	Q0022025	2400629	255831	8/30/2023	675.00
<b>Rochester 100 Inc Total</b>					<b>675.00</b>
Rod Baker Ford Sales Inc	V104421	2400805	255691	8/25/2023	27,000.00
	V214434	2400805	255691	8/25/2023	23,000.00
<b>Rod Baker Ford Sales Inc Total</b>					<b>50,000.00</b>

**Expenditure Summary Report**

From Date: 8/17/2023  
To Date: 9/19/2023

Vendor	Invoice	PO No.	Check No.	Check Date	Amount
Rogers Supply Company Inc	BLO44522	2400919	255954	9/6/2023	9.73
	BLO044337	2400919	255954	9/6/2023	452.64
	BLO044338	2400919	255954	9/6/2023	368.49
	BL044185	2400745	255832	8/30/2023	50.54
	BL043776	2400745	255832	8/30/2023	24.85
<b>Rogers Supply Company Inc Total</b>					<b>906.25</b>
Ron Smith Printing Company	158036	2400902	255955	9/6/2023	130.00
	157987	2400673	255833	8/30/2023	653.75
	157988	2400674	255833	8/30/2023	347.50
	157989	2400769	255833	8/30/2023	3,818.00
	157990	2400732	255833	8/30/2023	638.00
<b>Ron Smith Printing Company Total</b>					<b>5,587.25</b>
Roop, Cari Elizabeth	V97979236	(blank)	2616	8/29/2023	344.75
<b>Roop, Cari Elizabeth Total</b>					<b>344.75</b>
Rosenberger, Sheryl L	V43382396	(blank)	6618	9/14/2023	345.00
<b>Rosenberger, Sheryl L Total</b>					<b>345.00</b>
Royalty Hoops Etc.	V91722436	(blank)	24826	9/11/2023	350.00
<b>Royalty Hoops Etc. Total</b>					<b>350.00</b>
Rp Lumber Company, Inc	408572	2400743	255834	8/30/2023	288.56
	1409877	2400743	255834	8/30/2023	12.10
	1406296	2400743	255834	8/30/2023	349.00
<b>Rp Lumber Company, Inc Total</b>					<b>649.66</b>
Rucker, Hudson	V734846	(blank)	255694	8/30/2023	70.00
<b>Rucker, Hudson Total</b>					<b>70.00</b>
Ruskin, Emily	GC for Monitor	(blank)	47666	9/15/2023	75.00
	V301870	(blank)	126796	8/22/2023	75.00
<b>Ruskin, Emily Total</b>					<b>150.00</b>
S & S Builders Hardware Co	247202	2400920	255956	9/6/2023	420.00
	578813	2400920	255956	9/6/2023	361.92
	247200	2400747	255835	8/30/2023	2,625.00
	578985	2400747	255835	8/30/2023	1,081.12
	578898	2400747	255835	8/30/2023	2,835.00
	578729	2400747	255835	8/30/2023	1,092.00
	578465	2400747	255835	8/30/2023	2,772.60
	578610	2400747	255835	8/30/2023	916.00
	578752	2400747	255835	8/30/2023	541.00
<b>S &amp; S Builders Hardware Co Total</b>					<b>12,644.64</b>
Sacred Heart-Griffin H.S.	V13118287	(blank)	20609	9/11/2023	175.00
<b>Sacred Heart-Griffin H.S. Total</b>					<b>175.00</b>
Sam'S Club Mc/Syncb	V64545758	(blank)	1634	9/6/2023	69.14
<b>Sam'S Club Mc/Syncb Total</b>					<b>69.14</b>
Sanders, Erin E	Grounded Iron	(blank)	47667	9/15/2023	130.32
	Indoor Concess	(blank)	47667	9/15/2023	44.98
	Class store supp	(blank)	47656	9/13/2023	227.10
	Class store supplies	(blank)	47625	9/7/2023	637.91
	Indoor Concessions	(blank)	47625	9/7/2023	420.04
	School Coffee shop	(blank)	47608	8/31/2023	633.87
<b>Sanders, Erin E Total</b>					<b>2,094.22</b>

**Expenditure Summary Report**

From Date: 8/17/2023  
To Date: 9/19/2023

Vendor	Invoice	PO No.	Check No.	Check Date	Amount
Saner, Amy	REMBFEE	(blank)	255695	8/30/2023	29.35
<b>Saner, Amy Total</b>					<b>29.35</b>
Saunches, Michael T	Skills Acad	(blank)	47215	9/12/2023	-
<b>Saunches, Michael T Total</b>					<b>-</b>
Schenk, Gillian S	SSP	(blank)	47216	9/12/2023	58.04
<b>Schenk, Gillian S Total</b>					<b>58.04</b>
Schmidt, Todd	V20884384	(blank)	20594	9/5/2023	50.00
<b>Schmidt, Todd Total</b>					<b>50.00</b>
Schneider, Kandice	MILES202308	(blank)	255878	9/6/2023	37.86
<b>Schneider, Kandice Total</b>					<b>37.86</b>
Scholastic Book Fairs - 15	V32698147	(blank)	5130	8/21/2023	2,108.70
<b>Scholastic Book Fairs - 15 Total</b>					<b>2,108.70</b>
Scholastic Inc Education		30692590 2400871	255957	9/6/2023	791.42
<b>Scholastic Inc Education Total</b>					<b>791.42</b>
Scholastic Inc.	M7450170	(blank)	9474	9/12/2023	382.16
<b>Scholastic Inc. Total</b>					<b>382.16</b>
School Datebooks	V96806888	(blank)	5131	8/21/2023	160.43
<b>School Datebooks Total</b>					<b>160.43</b>
School Pride		93236 (blank)	47626	9/7/2023	65.00
<b>School Pride Total</b>					<b>65.00</b>
Schroen, Staci Nicole	V16241200	(blank)	6186	8/22/2023	39.98
<b>Schroen, Staci Nicole Total</b>					<b>39.98</b>
Schumer, David C	MILES202308	(blank)	255879	9/6/2023	156.55
<b>Schumer, David C Total</b>					<b>156.55</b>
Schwartz, Andrew Isaac	V68287590	(blank)	22055	8/23/2023	93.60
<b>Schwartz, Andrew Isaac Total</b>					<b>93.60</b>
Scornavacco, Robert A	V653563	2400677	255836	8/30/2023	46.96
<b>Scornavacco, Robert A Total</b>					<b>46.96</b>
Select Screen Prints		62636 (blank)	47657	9/13/2023	257.00
	V69994402	(blank)	5157	9/13/2023	676.50
	V48964947	(blank)	6612	9/8/2023	860.00
	V35102974	(blank)	22111	9/7/2023	250.00
	V99804814	(blank)	2996	9/6/2023	722.00
		62532 (blank)	47193	9/7/2023	306.00
		62181 (blank)	15058	8/24/2023	560.00
<b>Select Screen Prints Total</b>					<b>3,631.50</b>
Sennett, Jamie	Camp Refund	(blank)	47182	8/31/2023	120.00
<b>Sennett, Jamie Total</b>					<b>120.00</b>
Severado, Dane	V7024613	(blank)	20595	9/5/2023	90.00
<b>Severado, Dane Total</b>					<b>90.00</b>
Shempf, Charles	V56252398	(blank)	24813	9/7/2023	50.00

**Expenditure Summary Report**

From Date: 8/17/2023  
To Date: 9/19/2023

Vendor	Invoice	PO No.	Check No.	Check Date	Amount
<b>Shempf, Charles Total</b>					<b>50.00</b>
Sherwin Williams Company	8111-5	2400506	255837	8/30/2023	34.02
	4332-6	2400761	255837	8/30/2023	22.60
	8055/4	2400761	255837	8/30/2023	359.70
	8020-8	2400506	255837	8/30/2023	15.96
	4325-0	2400761	255837	8/30/2023	39.85
	7991/1	2400761	255837	8/30/2023	423.78
	7992-9	2400761	255837	8/30/2023	(148.61)
	0492-4	2400761	255837	8/30/2023	209.81
	7852-5	2400761	255837	8/30/2023	301.09
	7807-9	2400761	255837	8/30/2023	82.12
	7250-2	2400797	255837	8/30/2023	203.30
	7880-3	2400797	255837	8/30/2023	359.70
	6103-4	2400797	255837	8/30/2023	442.81
<b>Sherwin Williams Company Total</b>					<b>2,346.13</b>
Shickel, Tadd	V89124005	(blank)	22096	9/5/2023	200.00
<b>Shickel, Tadd Total</b>					<b>200.00</b>
Shirt Tech		1024 (blank)	47586	8/24/2023	1,027.50
<b>Shirt Tech Total</b>					<b>1,027.50</b>
Shoultz, Howard	V9163242	(blank)	20573	8/25/2023	65.00
<b>Shoultz, Howard Total</b>					<b>65.00</b>
Sieg, Derek L	V106391	(blank)	126821	9/1/2023	-
<b>Sieg, Derek L Total</b>					<b>-</b>
Sieg, Hannah Kathryn	Lock in	(blank)	47217	9/12/2023	78.46
<b>Sieg, Hannah Kathryn Total</b>					<b>78.46</b>
Sieg, Michael J	V35311191	(blank)	24837	9/19/2023	90.00
	V343364	(blank)	126837	9/7/2023	65.00
	V816956	(blank)	126824	9/1/2023	-
	V119437	(blank)	126813	8/31/2023	65.00
	V17092985	(blank)	20574	8/25/2023	90.00
<b>Sieg, Michael J Total</b>					<b>310.00</b>
Simpson, Brian K.	V64313990	(blank)	20610	9/11/2023	65.00
	V471245	(blank)	126806	8/28/2023	65.00
	V82666300	(blank)	20575	8/25/2023	90.00
<b>Simpson, Brian K. Total</b>					<b>220.00</b>
Small, Donald J	V1685312	(blank)	20611	9/11/2023	60.00
	V26230540	(blank)	20576	8/25/2023	-
<b>Small, Donald J Total</b>					<b>60.00</b>
Smith, Christopher J	V343364	(blank)	126838	9/7/2023	65.00
	V119437	(blank)	126814	8/31/2023	65.00
<b>Smith, Christopher J Total</b>					<b>130.00</b>
Smith, Joshua E.	V55715454	(blank)	20612	9/11/2023	120.00
<b>Smith, Joshua E. Total</b>					<b>120.00</b>
Smith, Nicholas Ray	MILES202308	(blank)	255880	9/6/2023	49.19
<b>Smith, Nicholas Ray Total</b>					<b>49.19</b>
Smith, Ronald	V42360208	(blank)	24838	9/19/2023	90.00

**Expenditure Summary Report**

From Date: 8/17/2023  
To Date: 9/19/2023

Vendor	Invoice	PO No.	Check No.	Check Date	Amount
Smith, Ronald	V106391	(blank)	126822	9/1/2023	-
	V471245	(blank)	126807	8/28/2023	65.00
<b>Smith, Ronald Total</b>					<b>155.00</b>
Snap Mobile, Inc.	INV-501574	2400785	255838	8/30/2023	435.00
<b>Snap Mobile, Inc. Total</b>					<b>435.00</b>
Snowden, Melinda	V78643697	(blank)	2618	9/5/2023	19.83
<b>Snowden, Melinda Total</b>					<b>19.83</b>
Snyder, Jennifer L	MILES202308	(blank)	255881	9/6/2023	33.14
<b>Snyder, Jennifer L Total</b>					<b>33.14</b>
Snyder, Russel	V429845	(blank)	126867	9/15/2023	120.00
<b>Snyder, Russel Total</b>					<b>120.00</b>
Southerd, Michele D	REMB	2400808	255958	9/6/2023	47.77
<b>Southerd, Michele D Total</b>					<b>47.77</b>
Southtown Wrecker Service Inc.		105181 2400682	255839	8/30/2023	660.00
<b>Southtown Wrecker Service Inc. Total</b>					<b>660.00</b>
Sparrow, Elizabeth A	REMB20230807	2400581	255840	8/30/2023	24.46
<b>Sparrow, Elizabeth A Total</b>					<b>24.46</b>
Spiral Binding Llc	SI2771696	2400679	255841	8/30/2023	82.24
	V93180447	(blank)	1632	8/18/2023	794.65
<b>Spiral Binding Llc Total</b>					<b>876.89</b>
Spitzzeri, Alfred A	V22039399	(blank)	6606	9/6/2023	60.00
	V1246567	(blank)	24805	9/1/2023	100.00
	V43295229	(blank)	6599	9/5/2023	60.00
	V15562130	(blank)	6589	8/28/2023	100.00
<b>Spitzzeri, Alfred A Total</b>					<b>320.00</b>
Sport Decals	ARINV-674402	(blank)	47231	9/18/2023	521.40
<b>Sport Decals Total</b>					<b>521.40</b>
Sprague, Brian J.	V27257983	(blank)	20583	8/25/2023	65.00
<b>Sprague, Brian J. Total</b>					<b>65.00</b>
Springwood, Cheryl	V90282797	(blank)	6607	9/6/2023	14.88
<b>Springwood, Cheryl Total</b>					<b>14.88</b>
Sprout, Jason	V26098213	(blank)	22071	8/29/2023	100.00
	V56252295	(blank)	15059	8/24/2023	100.00
	V22103494	(blank)	15052	8/21/2023	-
<b>Sprout, Jason Total</b>					<b>200.00</b>
Sronce, Stephen P.	V58075374	(blank)	22097	9/5/2023	200.00
	V16239118	(blank)	22076	8/30/2023	100.00
	V80405546	(blank)	24789	8/25/2023	100.00
<b>Sronce, Stephen P. Total</b>					<b>400.00</b>
Stark Excavating, Inc		77067 2400735	255842	8/30/2023	9,358.00
		77068 2400735	255842	8/30/2023	10,516.00
<b>Stark Excavating, Inc Total</b>					<b>19,874.00</b>
State of Il Fire Marshall/Boilers		9683041 2400817	255959	9/6/2023	200.00

**Expenditure Summary Report**

From Date: 8/17/2023  
To Date: 9/19/2023

Vendor	Invoice	PO No.	Check No.	Check Date	Amount
<b>State of Il Fire Marshall/Boilers Total</b>					<b>200.00</b>
Stegemann, Eric S	Swim Reimbursement	(blank)	47150	8/22/2023	199.24
	V25141665	(blank)	15053	8/21/2023	121.48
<b>Stegemann, Eric S Total</b>					<b>320.72</b>
Stewart, Blaine	V86273032	(blank)	24782	8/21/2023	100.00
<b>Stewart, Blaine Total</b>					<b>100.00</b>
Stille, Kimberly Ann	V633739	(blank)	5057	9/11/2023	87.59
<b>Stille, Kimberly Ann Total</b>					<b>87.59</b>
Stites, Daryl	V78359956	(blank)	20613	9/11/2023	65.00
	V1989830	(blank)	20556	8/17/2023	90.00
<b>Stites, Daryl Total</b>					<b>155.00</b>
Stolfa, Molly M	SSP supplies	(blank)	47609	8/31/2023	301.04
<b>Stolfa, Molly M Total</b>					<b>301.04</b>
Stratman, Eric	V90783856	(blank)	20614	9/11/2023	425.00
	V405434	(blank)	126846	9/8/2023	425.00
<b>Stratman, Eric Total</b>					<b>850.00</b>
Subway	V48333177	(blank)	24774	8/17/2023	(149.50)
<b>Subway Total</b>					<b>(149.50)</b>
Subway Restaurant	V53362008	(blank)	24809	9/5/2023	117.00
	V48333177	(blank)	24774	8/17/2023	149.50
	V95786264	(blank)	24775	8/17/2023	149.50
<b>Subway Restaurant Total</b>					<b>416.00</b>
Success By Design, Inc.	V50129202	(blank)	2619	9/11/2023	491.55
		194508 (blank)	9472	8/25/2023	1,150.70
<b>Success By Design, Inc. Total</b>					<b>1,642.25</b>
Syring, Randal	V91909616	(blank)	24827	9/13/2023	60.00
	V893688	(blank)	126852	9/11/2023	65.00
<b>Syring, Randal Total</b>					<b>125.00</b>
Tague, Amy L	20230829-28419	2400882	255960	9/6/2023	126.00
<b>Tague, Amy L Total</b>					<b>126.00</b>
Tanner, Danny	V12512332	(blank)	15078	9/5/2023	73.00
	V87420046	(blank)	15078	9/5/2023	352.96
<b>Tanner, Danny Total</b>					<b>425.96</b>
Taylorville Comm. Unit Dist 3	V234874	(blank)	126868	9/15/2023	150.00
<b>Taylorville Comm. Unit Dist 3 Total</b>					<b>150.00</b>
Teaching Strategies, Inc	Q-269036	2400917	255961	9/6/2023	3,542.00
	Q-246236	2400929	255961	9/6/2023	1,499.00
<b>Teaching Strategies, Inc Total</b>					<b>5,041.00</b>
Tecza, Sydney	V312984	(blank)	126859	9/14/2023	120.00
	V24781853	(blank)	20597	9/8/2023	120.00
<b>Tecza, Sydney Total</b>					<b>240.00</b>
Tevis, Dalton Drew	Summer Camp Coach	(blank)	47610	8/31/2023	500.00
<b>Tevis, Dalton Drew Total</b>					<b>500.00</b>

**Expenditure Summary Report**

From Date: 8/17/2023  
To Date: 9/19/2023

Vendor	Invoice	PO No.	Check No.	Check Date	Amount
The Bird Nest	Inv 1092	(blank)	47627	9/7/2023	203.00
<b>The Bird Nest Total</b>					<b>203.00</b>
The Copy Shop		8507 (blank)	47628	9/7/2023	183.00
		8446 2400901	255962	9/6/2023	1,056.00
<b>The Copy Shop Total</b>					<b>1,239.00</b>
The Den At Fox Creek	Green Fees	(blank)	47232	9/18/2023	1,296.00
<b>The Den At Fox Creek Total</b>					<b>1,296.00</b>
The Lifeguard Store		1347315 (blank)	47611	8/31/2023	1,024.00
<b>The Lifeguard Store Total</b>					<b>1,024.00</b>
The Music Shoppe, Inc	V62768877	(blank)	24831	9/15/2023	39.93
	V9182	(blank)	126847	9/8/2023	71.48
	V59305921	(blank)	24820	9/7/2023	-
	V40604672	(blank)	24822	9/7/2023	1,139.69
		3534921 2400825	255963	9/6/2023	1,218.00
	V69556689	(blank)	15039	8/17/2023	18.09
		3502145 2400607	255843	8/30/2023	3,700.00
		3483328 2400588	255843	8/30/2023	691.09
		3484137 2400588	255843	8/30/2023	10.99
		3500095 2400588	255843	8/30/2023	6.37
		3485490 2400588	255843	8/30/2023	62.26
		3483813 2400588	255843	8/30/2023	7.64
		3469315 2400588	255843	8/30/2023	71.61
		3459882 2400588	255843	8/30/2023	(34.01)
		3442305 (blank)	9473	8/25/2023	78.00
<b>The Music Shoppe, Inc Total</b>					<b>7,081.14</b>
The Waco Bow Company	V87082294	(blank)	24816	9/7/2023	610.00
<b>The Waco Bow Company Total</b>					<b>610.00</b>
Thomas, Laura L	Start up Cash-ARC	(blank)	47668	9/15/2023	100.00
<b>Thomas, Laura L Total</b>					<b>100.00</b>
Thompson, Keo E	V3483620	(blank)	24783	8/22/2023	185.93
<b>Thompson, Keo E Total</b>					<b>185.93</b>
Thompson, Rachel	REMBFEE	(blank)	255696	8/30/2023	82.50
<b>Thompson, Rachel Total</b>					<b>82.50</b>
Tielke, Kassadie Marie	V693946	(blank)	5055	8/18/2023	254.35
<b>Tielke, Kassadie Marie Total</b>					<b>254.35</b>
Tilford, Mary K	V50185745	(blank)	22082	8/31/2023	16.28
<b>Tilford, Mary K Total</b>					<b>16.28</b>
T-Mobile	STMT08212023	2400001	255887	9/6/2023	6,771.90
	STMT08212023.	2400006	255887	9/6/2023	1,517.00
<b>T-Mobile Total</b>					<b>8,288.90</b>
Top It Off Hat, Co.	6433R	(blank)	15060	8/24/2023	1,778.35
<b>Top It Off Hat, Co. Total</b>					<b>1,778.35</b>
Topping, Elizabeth E	V25097189	(blank)	22049	8/21/2023	125.25
<b>Topping, Elizabeth E Total</b>					<b>125.25</b>

**Expenditure Summary Report**

From Date: 8/17/2023  
To Date: 9/19/2023

Vendor	Invoice	PO No.	Check No.	Check Date	Amount
Torbeck, Carl D	V103281	2400729	255844	8/30/2023	28.41
<b>Torbeck, Carl D Total</b>					<b>28.41</b>
Town Of Normal - Utility Billing	V969110	2400010	255888	9/6/2023	153.54
	V478292	2400010	255702	8/30/2023	84.02
	V944306	2400010	255702	8/30/2023	4.60
	V313671	2400010	255702	8/30/2023	23,700.08
<b>Town Of Normal - Utility Billing Total</b>					<b>23,942.24</b>
Traxler, Brayden Allen	V429845	(blank)	126869	9/15/2023	120.00
	V63936108	(blank)	20628	9/14/2023	75.00
<b>Traxler, Brayden Allen Total</b>					<b>195.00</b>
Triplett, Michael	Camp Counselor	(blank)	47573	8/21/2023	300.00
	V301870	(blank)	126798	8/28/2023	75.00
<b>Triplett, Michael Total</b>					<b>375.00</b>
Tripp, Daniel R	V374939	2400716	255845	8/30/2023	108.90
<b>Tripp, Daniel R Total</b>					<b>108.90</b>
Troha, Matthew	V72364195	(blank)	15043	8/18/2023	-
<b>Troha, Matthew Total</b>					<b>-</b>
Tucker, Emily Sue	REMB07112023	2400654	255846	8/30/2023	60.00
<b>Tucker, Emily Sue Total</b>					<b>60.00</b>
Tumbleweed Press Inc.		114602 2400574	255847	8/30/2023	6,783.00
<b>Tumbleweed Press Inc. Total</b>					<b>6,783.00</b>
Turcotte, Briana L	MILES202308	(blank)	255882	9/6/2023	133.62
<b>Turcotte, Briana L Total</b>					<b>133.62</b>
Twin City Trivia	Dep 2/4/24	(blank)	47587	8/24/2023	100.00
<b>Twin City Trivia Total</b>					<b>100.00</b>
Tyler Technologies, Inc	025-436564	2400883	255964	9/6/2023	340.00
<b>Tyler Technologies, Inc Total</b>					<b>340.00</b>
Uchtorff, Kerry K	MILES202308	(blank)	255883	9/6/2023	52.20
<b>Uchtorff, Kerry K Total</b>					<b>52.20</b>
Uline	167245022	2400922	255965	9/6/2023	926.13
	167145993	2400748	255848	8/30/2023	1,075.21
	167155568	2400748	255848	8/30/2023	193.80
	167108119	2400759	255848	8/30/2023	1,507.75
	167108153	2400759	255848	8/30/2023	815.94
	167005150	2400759	255848	8/30/2023	773.21
	166869316	2400748	255848	8/30/2023	1,172.76
	2400748	2400748	255848	8/30/2023	897.76
	166680010	2400748	255848	8/30/2023	545.10
	166318291	2400759	255848	8/30/2023	1,613.90
<b>Uline Total</b>					<b>9,521.56</b>
Ultimate Drill Book, Inc.		11387 2400633	255849	8/30/2023	3,200.00
<b>Ultimate Drill Book, Inc. Total</b>					<b>3,200.00</b>
Unit 5 Decker Industries		120 (blank)	47218	9/12/2023	7.00
		114 (blank)	47183	8/31/2023	14.00
	V41055103	(blank)	6593	8/31/2023	7.00

**Expenditure Summary Report**

From Date: 8/17/2023  
To Date: 9/19/2023

Vendor	Invoice	PO No.	Check No.	Check Date	Amount
Unit 5 Decker Industries	V46005951	(blank)	2811	8/22/2023	175.00
		109 2400816	255966	9/6/2023	15.00
<b>Unit 5 Decker Industries Total</b>					<b>218.00</b>
Unit 5 Music Parents	V972960	2400634	255850	8/30/2023	882.99
<b>Unit 5 Music Parents Total</b>					<b>882.99</b>
Unit 5 Vocational Training Ctr/Deck	V48890694	(blank)	9475	9/14/2023	4.00
		110 (blank)	47168	8/24/2023	7.00
	V65582530	(blank)	22050	8/21/2023	25.00
		106 2400786	255851	8/30/2023	175.00
		103 2400786	255851	8/30/2023	15.00
<b>Unit 5 Vocational Training Ctr/Deck Total</b>					<b>226.00</b>
United Pipe & Supply Co, Inc		3327987 2400921	255967	9/6/2023	541.28
<b>United Pipe &amp; Supply Co, Inc Total</b>					<b>541.28</b>
United Township Hs, East Moline, IL 005	V406258	(blank)	126870	9/15/2023	175.00
<b>United Township Hs, East Moline, IL 005 Total</b>					<b>175.00</b>
University High School	V16411131	(blank)	20624	9/12/2023	150.00
	V810257	(blank)	126832	9/1/2023	150.00
	V900548	(blank)	126808	8/28/2023	100.00
	V420238	(blank)	126786	8/18/2023	250.00
<b>University High School Total</b>					<b>650.00</b>
Van Dolah, James D	V14528795	(blank)	24824	9/8/2023	100.00
	V34964612	(blank)	22098	9/5/2023	50.00
	V73402489	(blank)	6600	9/5/2023	50.00
	V19142289	(blank)	6594	8/31/2023	100.00
	V30844446	(blank)	22072	8/29/2023	50.00
	V7988881	(blank)	6573	8/17/2023	-
<b>Van Dolah, James D Total</b>					<b>350.00</b>
Vargas, Jose	V3851308	(blank)	24802	8/30/2023	5.99
<b>Vargas, Jose Total</b>					<b>5.99</b>
Varsity Spirit		84402911 (blank)	47184	8/31/2023	249.00
<b>Varsity Spirit Total</b>					<b>249.00</b>
Vector Networks, Inc.		57987 2400854	255968	9/6/2023	27,000.00
<b>Vector Networks, Inc. Total</b>					<b>27,000.00</b>
Vernier Software	Q1096064-000	2400567	255852	8/30/2023	1,275.54
<b>Vernier Software Total</b>					<b>1,275.54</b>
Vex Robotics, Inc.	Q111023900	2400838	255969	9/6/2023	262.25
<b>Vex Robotics, Inc. Total</b>					<b>262.25</b>
Vision Service Plan - (II)	STMT07162023	2400787	255853	8/30/2023	1,022.46
<b>Vision Service Plan - (II) Total</b>					<b>1,022.46</b>
Vital Education And Supply Inc	Inv23-585	2400807	255970	9/6/2023	1,139.25
	Inv23-457	2400807	255970	9/6/2023	124.51
	Inv23-431	2400807	255970	9/6/2023	2,933.57
	Inv23-425	2400807	255970	9/6/2023	498.75
	Inv23-419	2400807	255970	9/6/2023	465.50
<b>Vital Education And Supply Inc Total</b>					<b>5,161.58</b>

**Expenditure Summary Report**

From Date: 8/17/2023  
To Date: 9/19/2023

Vendor	Invoice	PO No.	Check No.	Check Date	Amount	
Vogel, Scott	V35259159	(blank)	6185	8/22/2023	196.06	
<b>Vogel, Scott Total</b>					<b>196.06</b>	
Wadkins, Kayla	V2015047	(blank)	47151	8/22/2023	390.00	
<b>Wadkins, Kayla Total</b>					<b>390.00</b>	
Walker, Kobe	Camp Coach 2023	(blank)	47588	8/24/2023	456.00	
<b>Walker, Kobe Total</b>					<b>456.00</b>	
Walker, Valentine S	Veo for Soccer	(blank)	47204	9/12/2023	1,598.00	
	Soccer food	(blank)	47194	9/7/2023	93.91	
	V545926	2400890	255971	9/6/2023	89.98	
	AMAZON082023	2400776	255854	8/30/2023	88.00	
<b>Walker, Valentine S Total</b>					<b>1,869.89</b>	
Wallace, David P	V563991	(blank)	126871	9/15/2023	90.00	
<b>Wallace, David P Total</b>					<b>90.00</b>	
Washington Community High Schl Dist #308		100	2400657	255855	8/30/2023	250.00
<b>Washington Community High Schl Dist #308 Total</b>					<b>250.00</b>	
Wasson, William	V88802109	(blank)	22112	9/7/2023	70.00	
<b>Wasson, William Total</b>					<b>70.00</b>	
Waterford Technologies, Inc		102435	2400578	255856	8/30/2023	17,640.00
<b>Waterford Technologies, Inc Total</b>					<b>17,640.00</b>	
Watts Copy Systems, Inc - Sales		1248376	2400670	255857	8/30/2023	13,158.74
<b>Watts Copy Systems, Inc - Sales Total</b>					<b>13,158.74</b>	
Watts Copy Systems, Inc. - Leasing		34712117	2400722	255858	8/30/2023	1,852.95
		34665629	2400687	255858	8/30/2023	542.68
		34778852	2400942	255972	9/6/2023	10,187.74
<b>Watts Copy Systems, Inc. - Leasing Total</b>					<b>12,583.37</b>	
Wayne, James M	V52781433	(blank)	24818	9/7/2023	318.44	
<b>Wayne, James M Total</b>					<b>318.44</b>	
Weber, David Jonathan	STEM State Farm	(blank)	47152	8/22/2023	3,585.04	
	V68627	2400772	255859	8/30/2023	113.42	
	V680970	2400775	255859	8/30/2023	126.82	
<b>Weber, David Jonathan Total</b>					<b>3,825.28</b>	
Weldstar Company		2202531	2400774	255860	8/30/2023	39.80
<b>Weldstar Company Total</b>					<b>39.80</b>	
Wells, Jarret Evan	V893688	(blank)	126853	9/11/2023	65.00	
	V38664091	(blank)	20577	8/25/2023	65.00	
	V99428267	(blank)	20581	8/25/2023	65.00	
<b>Wells, Jarret Evan Total</b>					<b>195.00</b>	
Wendland, Cheryl A	V51252410	(blank)	2821	9/18/2023	13.20	
	V71114074	(blank)	2820	9/12/2023	98.85	
<b>Wendland, Cheryl A Total</b>					<b>112.05</b>	
Wheeler, Nickey E	E65601/5	2400850	255973	9/6/2023	10.06	
<b>Wheeler, Nickey E Total</b>					<b>10.06</b>	
Whitney Daniels Designs	V201931	(blank)	5122	9/19/2023	207.00	

**Expenditure Summary Report**

From Date: 8/17/2023  
To Date: 9/19/2023

Vendor	Invoice	PO No.	Check No.	Check Date	Amount	
<b>Whitney Daniels Designs Total</b>					<b>207.00</b>	
Wiggins, Mike	V98431129	(blank)	24828	9/13/2023	60.00	
	V29939365	(blank)	22099	9/5/2023	100.00	
	V65226251	(blank)	6608	9/6/2023	100.00	
<b>Wiggins, Mike Total</b>					<b>260.00</b>	
Wiist, Deanna M	Pizza	(blank)	47219	9/12/2023	34.95	
<b>Wiist, Deanna M Total</b>					<b>34.95</b>	
Wilcox Electric & Services Inc.		230681	2400931	255974	9/6/2023	1,158.02
<b>Wilcox Electric &amp; Services Inc. Total</b>					<b>1,158.02</b>	
Williams, David A	V7744297	(blank)	20578	8/25/2023	65.00	
<b>Williams, David A Total</b>					<b>65.00</b>	
Wills, Richard L	V7041709	(blank)	24798	8/29/2023	50.00	
	V16720349	(blank)	24781	8/21/2023	-	
<b>Wills, Richard L Total</b>					<b>50.00</b>	
Wilson, Cameron	V106391	(blank)	126823	9/1/2023	-	
	V471245	(blank)	126809	8/28/2023	65.00	
<b>Wilson, Cameron Total</b>					<b>65.00</b>	
Wilson, Colleen	V79007276	(blank)	22113	9/7/2023	85.00	
<b>Wilson, Colleen Total</b>					<b>85.00</b>	
Wilson, Stephen	V62648075	(blank)	22114	9/7/2023	200.00	
	V63622115	(blank)	22100	9/5/2023	50.00	
<b>Wilson, Stephen Total</b>					<b>250.00</b>	
Winsupply	355258 01	2400930	255975	9/6/2023	252.00	
<b>Winsupply Total</b>					<b>252.00</b>	
Wittman, Andrew	V231533	(blank)	126856	9/12/2023	120.00	
	V53489878	(blank)	20618	9/11/2023	120.00	
	V84215651	(blank)	20615	9/11/2023	60.00	
<b>Wittman, Andrew Total</b>					<b>300.00</b>	
Witzig, David G	Books, IBCA memb	(blank)	47658	9/13/2023	114.56	
	Reimb books	(blank)	47563	8/18/2023	337.89	
<b>Witzig, David G Total</b>					<b>452.45</b>	
Worthington, Chad	V293788	(blank)	126833	9/1/2023	200.00	
<b>Worthington, Chad Total</b>					<b>200.00</b>	
Yard, Karen Jean	V52898490	(blank)	1882	8/24/2023	65.52	
<b>Yard, Karen Jean Total</b>					<b>65.52</b>	
Yost, Laura	REMB080123	(blank)	255697	8/30/2023	140.00	
<b>Yost, Laura Total</b>					<b>140.00</b>	
Zbrozek, Adam W	Sams Renewal	(blank)	47629	9/7/2023	50.00	
	reimb staff shirts	(blank)	47564	8/18/2023	689.00	
<b>Zbrozek, Adam W Total</b>					<b>739.00</b>	
Zeman, Joseph	V11588556	(blank)	20616	9/11/2023	65.00	
	V30955731	(blank)	20579	8/25/2023	90.00	
	V98033661	(blank)	20582	8/25/2023	65.00	

**Expenditure Summary Report**

From Date: 8/17/2023  
 To Date: 9/19/2023

Vendor	Invoice	PO No.	Check No.	Check Date	Amount
<b>Zeman, Joseph Total</b>					<b>220.00</b>
Zimmerman, Claire Christine	VTAP transportation	(blank)	47233	9/18/2023	135.00
	VTAP Monthly Vending	(blank)	47185	8/31/2023	5,722.45
	VTAP misc	(blank)	47169	8/24/2023	271.79
<b>Zimmerman, Claire Christine Total</b>					<b>6,129.24</b>
<b>Grand Total</b>					<b>3,783,206.31</b>

**Expenditure Summary Report**

From Date: 8/17/2023  
 To Date: 9/19/2023

Fund	Amount
07	21,698.87
08	1,884,270.11
10	731,615.42
20	429,746.29
30	6,952.60
40	125,283.11
80	223,002.99
90	48,639.00
99	311,997.92
<b>Grand Total</b>	<b>3,783,206.31</b>

**Expenditure Summary Report**

From Date: 9/20/2023  
To Date: 9/20/2023

Vendor	Invoice	PO No.	Check No.	Check Date	Amount
Abbott Brothers, Ll.	JON#23123	2401134	256060	9/20/2023	5,930.00
<b>Abbott Brothers, Ll. Total</b>					<b>5,930.00</b>
Ace Hardware	588224/5	2401046	256061	9/20/2023	30.59
	588258/5	2400205	256061	9/20/2023	54.93
	588227/5	2400205	256061	9/20/2023	39.00
	588241/5	2400205	256061	9/20/2023	31.25
	588246/5	2400205	256061	9/20/2023	17.78
	587796/5.1	2400205	256061	9/20/2023	(2.00)
	588197/5	2400205	256061	9/20/2023	54.86
	588157/5	2400205	256061	9/20/2023	13.82
	588159/5	2400205	256061	9/20/2023	31.98
	588148/5	2400964	256061	9/20/2023	18.72
	588123/5	2400205	256061	9/20/2023	12.75
	588126/5	2400205	256061	9/20/2023	133.03
	588107/5	2400205	256061	9/20/2023	7.18
	588066/5	2400205	256061	9/20/2023	24.44
	588086/5	2400205	256061	9/20/2023	21.19
	588070/5	2400964	256061	9/20/2023	243.38
	588054/5	2400205	256061	9/20/2023	35.97
	588017/5	2400205	256061	9/20/2023	269.99
	588040/5	2400205	256061	9/20/2023	37.77
	588016/5	2400964	256061	9/20/2023	28.41
	588000/5	2400205	256061	9/20/2023	21.59
	588014/5	2400205	256061	9/20/2023	26.15
<b>Ace Hardware Total</b>					<b>1,152.78</b>
Advance Auto Parts	6.25332E+12	2400202	256062	9/20/2023	56.75
	6.25332E+12	2400200	256062	9/20/2023	74.92
	6.25332E+12	2400200	256062	9/20/2023	41.11
	6.25332E+12	2400200	256062	9/20/2023	107.40
	6.25332E+12	2400202	256062	9/20/2023	33.87
	6.25332E+12	2400200	256062	9/20/2023	422.74
	6.25332E+12	2400202	256062	9/20/2023	34.03
	6.25332E+12	2400200	256062	9/20/2023	67.23
	6.25332E+12	2400200	256062	9/20/2023	71.33
	6.25332E+12	2400202	256062	9/20/2023	299.58
	6.25332E+12	2400200	256062	9/20/2023	58.74
	6.25332E+12	2400200	256062	9/20/2023	360.17
	6.25332E+12	2400200	256062	9/20/2023	19.58
	6.25332E+12	2400200	256062	9/20/2023	131.06
	6.25332E+12	2400200	256062	9/20/2023	25.27
	6.25332E+12	2400200	256062	9/20/2023	14.60
	6.25332E+12	2400200	256062	9/20/2023	39.09
	6.25332E+12	2400202	256062	9/20/2023	269.98
	6.25332E+12	2400202	256062	9/20/2023	25.35
	6.25332E+12	2400202	256062	9/20/2023	190.83
	6.25332E+12	2400200	256062	9/20/2023	38.49
	6.25332E+12	2400200	256062	9/20/2023	228.78
	6.25332E+12	2400200	256062	9/20/2023	106.34
	6.25332E+12	2400200	256062	9/20/2023	20.93
	6.25332E+12	2400200	256062	9/20/2023	70.46
	6.25332E+12	2400200	256062	9/20/2023	31.14
	6.25332E+12	2400200	256062	9/20/2023	124.56
	6.25332E+12	2400200	256062	9/20/2023	194.27
	6.25332E+12	2400200	256062	9/20/2023	368.26
	6.25332E+12	2400200	256062	9/20/2023	55.60
	6.25332E+12	2400200	256062	9/20/2023	133.90
	6.25332E+12	2400200	256062	9/20/2023	26.54

**Expenditure Summary Report**

From Date: 9/20/2023  
To Date: 9/20/2023

Vendor	Invoice	PO No.	Check No.	Check Date	Amount
Advance Auto Parts	6.25332E+12	2400200	256062	9/20/2023	320.07
Advance Auto Parts	6.25332E+12	2400200	256062	9/20/2023	44.18
Advance Auto Parts	6.25332E+12	2400200	256062	9/20/2023	133.90
Advance Auto Parts	6.25332E+12	2400200	256062	9/20/2023	155.32
Advance Auto Parts	6.25332E+12	2400202	256062	9/20/2023	39.07
Advance Auto Parts	6.25332E+12	2400200	256062	9/20/2023	73.99
Advance Auto Parts	6.25332E+12	2400200	256062	9/20/2023	356.20
Advance Auto Parts	4.81132E+12	2400200	256062	9/20/2023	94.71
Advance Auto Parts	6.25332E+12	2400200	256062	9/20/2023	15.63
Advance Auto Parts	6.25332E+12	2400202	256062	9/20/2023	78.18
Advance Auto Parts	6.25332E+12	2400202	256062	9/20/2023	7.62
Advance Auto Parts	6.25332E+12	2400202	256062	9/20/2023	88.42
Advance Auto Parts	6.25332E+12	2400202	256062	9/20/2023	11.00
Advance Auto Parts	6.25332E+12	2400200	256062	9/20/2023	133.77
Advance Auto Parts	6.25332E+12	2400202	256062	9/20/2023	113.49
Advance Auto Parts	6.25332E+12	2400202	256062	9/20/2023	171.16
	6.25332E+12	2400200	256062	9/20/2023	52.22
	6.25332E+12	2400200	256062	9/20/2023	187.23
	6.25332E+12	2400200	256062	9/20/2023	442.40
	6.25332E+12	2400200	256062	9/20/2023	758.75
	6.25332E+12	2400200	256062	9/20/2023	845.48
	6.25332E+12	2400200	256062	9/20/2023	99.74
<b>Advance Auto Parts Total</b>					<b>7,965.43</b>
<b>Ahlemeyer, Michelle Rae</b>	<b>MILES202308</b>	(blank)	<b>255978</b>	9/20/2023	30.65
<b>Ahlemeyer, Michelle Rae Total</b>					<b>30.65</b>
<b>Aims</b>	<b>6082144</b>	2401057	<b>256063</b>	9/20/2023	1,400.00
<b>Aims Total</b>					<b>1,400.00</b>
<b>All in Gear</b>	<b>1177</b>	2401030	<b>256064</b>	9/20/2023	1,050.00
<b>All in Gear Total</b>					<b>1,050.00</b>
<b>Alpha Baking Co., Inc.</b>	<b>STMT08312023</b>	2401105	<b>256065</b>	9/20/2023	7,906.09
<b>Alpha Baking Co., Inc. Total</b>					<b>7,906.09</b>
<b>Amazon Capital Services</b>	<b>1QYQ-KX1P-6HWL</b>	(blank)	<b>256066</b>	9/20/2023	(36.99)
	<b>1VQP-1MRD-6LQG</b>	(blank)	<b>256066</b>	9/20/2023	(13.99)
	<b>14YG-L4KQ-3PPK</b>	2400889	<b>256066</b>	9/20/2023	67.96
	<b>1KLR-7KKY-4XLM</b>	2401081	<b>256066</b>	9/20/2023	11.35
	<b>1CCQ-WG1Y-TMXF</b>	2401129	<b>256066</b>	9/20/2023	1,151.04
	<b>19PX-1MHY-G743</b>	2401021	<b>256066</b>	9/20/2023	20.98
	<b>1RLW-196Q-HT69</b>	2401121	<b>256066</b>	9/20/2023	2.56
	<b>13L3-VX1X-1VKG</b>	2401054	<b>256066</b>	9/20/2023	47.61
	<b>1VJW-XKT6-1MVY</b>	2401072	<b>256066</b>	9/20/2023	22.78
	<b>1RF7-WDNK-Y1C4</b>	2401004	<b>256066</b>	9/20/2023	71.60
	<b>11GY-GFVL-X9FK</b>	2401020	<b>256066</b>	9/20/2023	28.99
	<b>139H-GYG3-WNRP</b>	2401016	<b>256066</b>	9/20/2023	6.00
<b>Advance Auto Parts</b>	<b>1VQG-KVLN-NJG9</b>	2400957	<b>256066</b>	9/20/2023	2,699.79
<b>Advance Auto Parts</b>	<b>1H9F-FG6J-GG8Q</b>	2400975	<b>256066</b>	9/20/2023	498.64
<b>Advance Auto Parts</b>	<b>1VTQ-GTYC-LR9T</b>	2401014	<b>256066</b>	9/20/2023	83.99
<b>Advance Auto Parts</b>	<b>17YR-VT16-G1V3</b>	2400988	<b>256066</b>	9/20/2023	47.96
<b>Advance Auto Parts</b>	<b>1J4L-N1PL-KL6T</b>	2401008	<b>256066</b>	9/20/2023	29.58
<b>Advance Auto Parts</b>	<b>1HH6-PRHJ-D9HM</b>	2400995	<b>256066</b>	9/20/2023	33.14
<b>Advance Auto Parts</b>	<b>1XWV-3DK4-9Q1V</b>	2400953	<b>256066</b>	9/20/2023	168.99
<b>Advance Auto Parts</b>	<b>1HTN-JRF,-F7WT</b>	2400989	<b>256066</b>	9/20/2023	226.74
<b>Advance Auto Parts</b>	<b>1VQG-KVLN-CMFY</b>	2400992	<b>256066</b>	9/20/2023	54.99
<b>Advance Auto Parts</b>	<b>1RF7-WDNK-DC3N</b>	2400571	<b>256066</b>	9/20/2023	23.99
<b>Advance Auto Parts</b>	<b>191J-XQ3J-667K</b>	2400955	<b>256066</b>	9/20/2023	459.03

**Expenditure Summary Report**

From Date: 9/20/2023  
To Date: 9/20/2023

Vendor	Invoice	PO No.	Check No.	Check Date	Amount	
Amazon Capital Services	131T-PVNH-R37F	2400923	256066	9/20/2023	90.21	
Amazon Capital Services	1DRK-WJRT-TRQC	2400928	256066	9/20/2023	170.90	
Amazon Capital Services	11RK-T3CR-PVT9	2400934	256066	9/20/2023	34.60	
Amazon Capital Services	1KGM-N3WX-NW2NY	2400610	256066	9/20/2023	24.69	
Amazon Capital Services	1HNL-JW7L-NLRQ	2400909	256066	9/20/2023	93.83	
	1FTH-HJHP-NYGV	2400933	256066	9/20/2023	83.62	
	19RV-PQ7N-NTKC	2400936	256066	9/20/2023	62.48	
	1KVD-P3NL-LN6C	2400937	256066	9/20/2023	37.44	
	114Y-W6PK-HR3H	2400876	256066	9/20/2023	278.90	
	1FR7-CRF4-HWHH	2400941	256066	9/20/2023	122.49	
	1X7K-CCWL-K6RJ	2400935	256066	9/20/2023	53.32	
	1J7M-TM3W-HTPJ	2400217	256066	9/20/2023	39.99	
	1HKN-MX4F-7MYH	2400872	256066	9/20/2023	144.97	
<b>Amazon Capital Services Total</b>					<b>6,944.17</b>	
Arjona, Martha B	MILES202308	(blank)	255979	9/20/2023	3.01	
<b>Arjona, Martha B Total</b>					<b>3.01</b>	
Ascd Assoc For Supv & Currdevelop		1048292	2401149	256067	9/20/2023	96.79
<b>Ascd Assoc For Supv &amp; Currdevelop Total</b>					<b>96.79</b>	
Avanti'S Italian Restaurant -Bloomington	STMT09012023	2401100	256068	9/20/2023	3,429.25	
		2241	2401107	256068	9/20/2023	285.85
<b>Avanti'S Italian Restaurant -Bloomington Total</b>					<b>3,715.10</b>	
Batteries Plus Bulbs	P65507812	2401139	256069	9/20/2023	18.40	
<b>Batteries Plus Bulbs Total</b>					<b>18.40</b>	
Beddigs, Krista	V700548	2401126	256070	9/20/2023	35.00	
<b>Beddigs, Krista Total</b>					<b>35.00</b>	
Bennett, Tara Marie	MILES202308	(blank)	255980	9/20/2023	27.90	
<b>Bennett, Tara Marie Total</b>					<b>27.90</b>	
Berardi, Anthony S	V456014	2401165	256071	9/20/2023	17.48	
<b>Berardi, Anthony S Total</b>					<b>17.48</b>	
Bio-Rad Laboratories, Inc.		906578347	2400605	256072	9/20/2023	600.38
<b>Bio-Rad Laboratories, Inc. Total</b>					<b>600.38</b>	
Blaum, Melissa Marie	MILES202308	(blank)	255981	9/20/2023	20.96	
<b>Blaum, Melissa Marie Total</b>					<b>20.96</b>	
Bound To Stay Bound Books, Inc		206989	2401026	256073	9/20/2023	89.64
<b>Bound To Stay Bound Books, Inc Total</b>					<b>89.64</b>	
Brandt, Penny	MILES202308	(blank)	255982	9/20/2023	58.95	
<b>Brandt, Penny Total</b>					<b>58.95</b>	
Braun, Nancy A	V684379	2401079	256074	9/20/2023	2,220.00	
	HOURS8/16-8/31/23	2400958	256074	9/20/2023	5,730.00	
<b>Braun, Nancy A Total</b>					<b>7,950.00</b>	
Briggs, Susan Kay	MILES202308	(blank)	255983	9/20/2023	73.10	
<b>Briggs, Susan Kay Total</b>					<b>73.10</b>	
Brown'S Wrecker Service Inc		403488	2401083	256075	9/20/2023	175.00
		403442	2401085	256075	9/20/2023	175.00
		403418	2401085	256075	9/20/2023	95.00

**Expenditure Summary Report**

From Date: 9/20/2023  
To Date: 9/20/2023

Vendor	Invoice	PO No.	Check No.	Check Date	Amount
Brown'S Wrecker Service Inc	403413	2401083	256075	9/20/2023	161.00
<b>Brown'S Wrecker Service Inc Total</b>					<b>606.00</b>
Bruce, Mollie A	MILES202308	(blank)	255984	9/20/2023	122.55
<b>Bruce, Mollie A Total</b>					<b>122.55</b>
Bsn Sports	922126116	2401017	256076	9/20/2023	1,081.72
	921995303.1	2401017	256076	9/20/2023	4,590.00
	921995306	2401017	256076	9/20/2023	1,306.16
	921995307	2401017	256076	9/20/2023	466.94
	921995305	2401018	256076	9/20/2023	62.26
<b>Bsn Sports Total</b>					<b>7,507.08</b>
Bushue Background Screening	mclean5-20230831	2400987	256077	9/20/2023	9,396.00
	McLean5vols-202-3083	2400987	256077	9/20/2023	5,008.00
<b>Bushue Background Screening Total</b>					<b>14,404.00</b>
Carolina Biological Supply Co	52280911 RI	2400768	256078	9/20/2023	82.65
<b>Carolina Biological Supply Co Total</b>					<b>82.65</b>
Carter, Matthew A	V848480	2400584	256079	9/20/2023	17.92
<b>Carter, Matthew A Total</b>					<b>17.92</b>
Castrejon, Emily L	V811684	2401185	256080	9/20/2023	19.95
<b>Castrejon, Emily L Total</b>					<b>19.95</b>
Cawley, Kaylyn Michelle	239327983	2401044	256081	9/20/2023	45.99
<b>Cawley, Kaylyn Michelle Total</b>					<b>45.99</b>
Cdw Computer Centers, Inc	LN99148	2400688	256082	9/20/2023	15,953.35
<b>Cdw Computer Centers, Inc Total</b>					<b>15,953.35</b>
Cell Electric Llc	2023-0538	2401144	256083	9/20/2023	6,305.00
<b>Cell Electric Llc Total</b>					<b>6,305.00</b>
Central Illinois Trucks Inc	101W46815	2401055	256084	9/20/2023	6,291.59
	101W46816	2401055	256084	9/20/2023	5,468.50
<b>Central Illinois Trucks Inc Total</b>					<b>11,760.09</b>
Chiddix Junior High School	V488429	2401186	256085	9/20/2023	2,900.00
	V715980	2401187	256085	9/20/2023	1,325.00
<b>Chiddix Junior High School Total</b>					<b>4,225.00</b>
City Of Bloomington - Utilities	944888	2400011	256050	9/20/2023	607.89
	944947	2400011	256050	9/20/2023	1,271.05
<b>City Of Bloomington - Utilities Total</b>					<b>1,878.94</b>
Clean The Uniform Company	STMT09012023	2400201	256086	9/20/2023	470.48
<b>Clean The Uniform Company Total</b>					<b>470.48</b>
Codron, Angela R	V185258	2401109	256087	9/20/2023	800.00
<b>Codron, Angela R Total</b>					<b>800.00</b>
Collins, Paula Lynn	MILES202308	(blank)	255985	9/20/2023	63.67
<b>Collins, Paula Lynn Total</b>					<b>63.67</b>
Cones Solutions Inc.	85977	2401102	256088	9/20/2023	602.57
	84485	2401102	256088	9/20/2023	523.07
<b>Cones Solutions Inc. Total</b>					<b>1,125.64</b>

**Expenditure Summary Report**

From Date: 9/20/2023  
To Date: 9/20/2023

Vendor	Invoice	PO No.	Check No.	Check Date	Amount
Confidential On-Site Paper Shreddin	141877	2400994	256089	9/20/2023	233.34
	141830	2401011	256089	9/20/2023	78.62
<b>Confidential On-Site Paper Shreddin Total</b>					<b>311.96</b>
Connor Co	S010566932.001	2401033	256090	9/20/2023	2,702.00
	S010595147.001	2401033	256090	9/20/2023	81.06
<b>Connor Co Total</b>					<b>2,783.06</b>
Conway, Jamie Marie	MILES202308	(blank)	255986	9/20/2023	36.75
<b>Conway, Jamie Marie Total</b>					<b>36.75</b>
Corn Belt Energy Corporation	V707714	2400003	256051	9/20/2023	137,284.63
<b>Corn Belt Energy Corporation Total</b>					<b>137,284.63</b>
Crescent Electric Supply Co	S511692447.002	2401141	256091	9/20/2023	2,127.13
	S511711959.001	2401141	256091	9/20/2023	689.13
	S511725360.001	2401141	256091	9/20/2023	497.90
	S511699986.001	2401141	256091	9/20/2023	30.04
	S511700360.001	2401141	256091	9/20/2023	99.97
	S511692288.001	2401141	256091	9/20/2023	107.83
	S511693089.001	2401141	256091	9/20/2023	237.85
	S511650845.002	2401141	256091	9/20/2023	171.34
	CK#255083.274	2401141	256091	9/20/2023	(1,393.26)
<b>Crescent Electric Supply Co Total</b>					<b>2,567.93</b>
Cunningham, Stephanie Lynn	MILES202308	(blank)	255987	9/20/2023	13.76
<b>Cunningham, Stephanie Lynn Total</b>					<b>13.76</b>
Davis, Allison	V385221	2401163	256092	9/20/2023	35.00
<b>Davis, Allison Total</b>					<b>35.00</b>
Denny'S Doughnuts & Bakery	979261	2401158	256093	9/20/2023	153.00
<b>Denny'S Doughnuts &amp; Bakery Total</b>					<b>153.00</b>
Deterding-Krueger, Hannah M	MILES202308	(blank)	255988	9/20/2023	73.36
<b>Deterding-Krueger, Hannah M Total</b>					<b>73.36</b>
Devault, Angela Sue	MILES202308	(blank)	255989	9/20/2023	67.60
<b>Devault, Angela Sue Total</b>					<b>67.60</b>
Dick Blick	1459011	2401003	256094	9/20/2023	79.90
<b>Dick Blick Total</b>					<b>79.90</b>
Dillon, Lynn Marie	MILES202308	(blank)	255990	9/20/2023	147.05
<b>Dillon, Lynn Marie Total</b>					<b>147.05</b>
Don Owen Tire Service, Inc	323116	2400960	256095	9/20/2023	27.15
	322758	2400960	256095	9/20/2023	150.00
	322399	2401082	256095	9/20/2023	110.42
	322418	2401084	256095	9/20/2023	71.25
	322419	2401084	256095	9/20/2023	103.25
	322021	2401082	256095	9/20/2023	778.44
	321896	2401084	256095	9/20/2023	150.00
<b>Don Owen Tire Service, Inc Total</b>					<b>1,390.51</b>
Edmentum	319933	2401077	256096	9/20/2023	1,895.00
<b>Edmentum Total</b>					<b>1,895.00</b>

**Expenditure Summary Report**

From Date: 9/20/2023  
To Date: 9/20/2023

Vendor	Invoice	PO No.	Check No.	Check Date	Amount
Emerick, Drew Mathew	MILES202308	(blank)	255991	9/20/2023	43.23
<b>Emerick, Drew Mathew Total</b>					<b>43.23</b>
Evans Junior High School	V677877	2401159	256097	9/20/2023	1,770.00
<b>Evans Junior High School Total</b>					<b>1,770.00</b>
Farm & Fleet of Bloomington		3414 2400591	256098	9/20/2023	9.49
		279433 2400591	256098	9/20/2023	150.85
		3500 2400591	256098	9/20/2023	13.98
		3517 2400591	256098	9/20/2023	140.02
		3203 2400590	256098	9/20/2023	35.96
<b>Farm &amp; Fleet of Bloomington Total</b>					<b>350.30</b>
Fastenal Company	ILBLM484156	2400962	256099	9/20/2023	251.98
<b>Fastenal Company Total</b>					<b>251.98</b>
Fasteners Etc.		197193 2401143	256100	9/20/2023	111.75
<b>Fasteners Etc. Total</b>					<b>111.75</b>
Felix, Rhett B	V840522	2401124	256101	9/20/2023	35.00
<b>Felix, Rhett B Total</b>					<b>35.00</b>
Fisher, Charles E	MILES202308	(blank)	255992	9/20/2023	68.38
<b>Fisher, Charles E Total</b>					<b>68.38</b>
Five Star Water	STMT07202023	2400586	256102	9/20/2023	155.50
<b>Five Star Water Total</b>					<b>155.50</b>
Follett Content Solutions, Llc	724855F	2401024	256103	9/20/2023	823.54
<b>Follett Content Solutions, Llc Total</b>					<b>823.54</b>
Foster, Nathan C	V238695	2401194	256104	9/20/2023	25.00
	V351705	2401088	256104	9/20/2023	100.00
<b>Foster, Nathan C Total</b>					<b>125.00</b>
Franklin, Cindy E	MILES202308	(blank)	255993	9/20/2023	138.60
<b>Franklin, Cindy E Total</b>					<b>138.60</b>
Freymann, Megan Marie	MILES202306	(blank)	255994	9/20/2023	10.09
	MILES202307	(blank)	255994	9/20/2023	18.34
	MILES202308	(blank)	255994	9/20/2023	96.74
<b>Freymann, Megan Marie Total</b>					<b>125.17</b>
Frontline Technologies Group, Llc.	INVUS191778	2401000	256105	9/20/2023	8,564.45
<b>Frontline Technologies Group, Llc. Total</b>					<b>8,564.45</b>
Gaddy, Elizabeth Ann	V877389	2401122	256106	9/20/2023	35.00
<b>Gaddy, Elizabeth Ann Total</b>					<b>35.00</b>
Getz Fire Equipment Company	i1-847148	2400944	256107	9/20/2023	63.80
	i1-847149	2400944	256107	9/20/2023	205.20
	i1-847150	2400944	256107	9/20/2023	691.60
<b>Getz Fire Equipment Company Total</b>					<b>960.60</b>
Ghrist, Tracie Nicole	MILES202308	(blank)	255995	9/20/2023	135.98
<b>Ghrist, Tracie Nicole Total</b>					<b>135.98</b>
Glowforge Inc.	IN-752835	2400993	256108	9/20/2023	1,545.00
<b>Glowforge Inc. Total</b>					<b>1,545.00</b>

**Expenditure Summary Report**

From Date: 9/20/2023  
To Date: 9/20/2023

Vendor	Invoice	PO No.	Check No.	Check Date	Amount
Goldstar Learning, Inc.	5773	2401006	256109	9/20/2023	33,631.50
<b>Goldstar Learning, Inc. Total</b>					<b>33,631.50</b>
Gonzalez, Roman	MILES202308	(blank)	255996	9/20/2023	42.18
<b>Gonzalez, Roman Total</b>					<b>42.18</b>
Gordon Food Service, Inc	20230831	2401099	256110	9/20/2023	22,005.98
	20230830	2401098	256110	9/20/2023	20,492.48
	20230823-29	2401097	256110	9/20/2023	32,402.03
	8/24/23-16 INVOICES	2400983	256110	9/20/2023	26,491.20
	8/23/23-12INVOICES	2400982	256110	9/20/2023	23,624.92
	8/18-22/23 21 INV	2400981	256110	9/20/2023	35,137.13
<b>Gordon Food Service, Inc Total</b>					<b>160,153.74</b>
Grainger Parts Operations Ww Graing	9831491825	2401145	256111	9/20/2023	107.95
	9827824906	2401145	256111	9/20/2023	345.76
<b>Grainger Parts Operations Ww Graing Total</b>					<b>453.71</b>
Growing Grounds	389046	2400969	256112	9/20/2023	131.72
	388842	2400969	256112	9/20/2023	39.08
	388443	2400969	256112	9/20/2023	39.99
	387616	2400969	256112	9/20/2023	11.99
	386414	2400969	256112	9/20/2023	135.97
<b>Growing Grounds Total</b>					<b>358.75</b>
Grubic, Angela Marie	MILES202308	(blank)	255997	9/20/2023	129.76
<b>Grubic, Angela Marie Total</b>					<b>129.76</b>
Guy, Kortney	V392602	2401130	256113	9/20/2023	16.92
<b>Guy, Kortney Total</b>					<b>16.92</b>
Harms, Cheryl Lynne	MILES202308	(blank)	255998	9/20/2023	6.09
<b>Harms, Cheryl Lynne Total</b>					<b>6.09</b>
Harris, Elizabeth Rae	V233650	2401113	256114	9/20/2023	539.76
<b>Harris, Elizabeth Rae Total</b>					<b>539.76</b>
Hawkins, Inc.	6573221	2401146	256115	9/20/2023	1,865.56
	6573234	2401146	256115	9/20/2023	1,764.11
<b>Hawkins, Inc. Total</b>					<b>3,629.67</b>
Health Alliance Medical Plans	00366-015	2401115	256116	9/20/2023	181,892.00
<b>Health Alliance Medical Plans Total</b>					<b>181,892.00</b>
Heartland Community College	AR-24-765	2401029	256117	9/20/2023	600.00
<b>Heartland Community College Total</b>					<b>600.00</b>
Heartland Payment Systems, Llc	HSSRECD029930	2401104	256118	9/20/2023	9,154.00
<b>Heartland Payment Systems, Llc Total</b>					<b>9,154.00</b>
Heartspring	16596	2401078	256119	9/20/2023	26,731.96
<b>Heartspring Total</b>					<b>26,731.96</b>
Heaser, Lisa Marie	V645736	2401123	256120	9/20/2023	35.00
<b>Heaser, Lisa Marie Total</b>					<b>35.00</b>
Heinemann	526934	2401192	256121	9/20/2023	2,207.70
	Q526822	2400900	256121	9/20/2023	585.38

**Expenditure Summary Report**

From Date: 9/20/2023  
To Date: 9/20/2023

Vendor	Invoice	PO No.	Check No.	Check Date	Amount	
<b>Heinemann Total</b>					<b>2,793.08</b>	
Heller Ford	468091/1	2401068	256122	9/20/2023	1,861.19	
	465994/1	2400986	256122	9/20/2023	426.12	
<b>Heller Ford Total</b>					<b>2,287.31</b>	
Henderson, Rachel Elizabeth	MILES202308	(blank)	255999	9/20/2023	67.01	
<b>Henderson, Rachel Elizabeth Total</b>					<b>67.01</b>	
Hensley, Audrey Jo	MILES202308	(blank)	256000	9/20/2023	19.91	
	V774467	2401058	256123	9/20/2023	853.85	
<b>Hensley, Audrey Jo Total</b>					<b>873.76</b>	
Heritage Machine & Welding Inc		49343	2401147	256124	9/20/2023	689.88
		49312	2401034	256124	9/20/2023	45.70
<b>Heritage Machine &amp; Welding Inc Total</b>					<b>735.58</b>	
Hermes Service & Sales		727108	2401035	256125	9/20/2023	190.00
		809107	2401035	256125	9/20/2023	160.00
		810106	2401035	256125	9/20/2023	220.00
		823105	2401035	256125	9/20/2023	268.00
<b>Hermes Service &amp; Sales Total</b>					<b>838.00</b>	
Hinthorne, Diane Kay	MILES202308	(blank)	256001	9/20/2023	46.37	
<b>Hinthorne, Diane Kay Total</b>					<b>46.37</b>	
Hitchins, Tracy Lynn	MILES202308	(blank)	256002	9/20/2023	29.87	
<b>Hitchins, Tracy Lynn Total</b>					<b>29.87</b>	
Hodges Loizzi Eisenhammer Rodick & Hodges Loizzi Eisenhammer Rodick & Total		59574	2401116	256126	9/20/2023	1,373.46
<b>Hodges Loizzi Eisenhammer Rodick &amp; Total</b>					<b>1,373.46</b>	
Hohulin Bro Fence Co,Ltd	23503TH	2401013	256127	9/20/2023	415.00	
<b>Hohulin Bro Fence Co,Ltd Total</b>					<b>415.00</b>	
Holley, Tyra Michael	MILES202307	(blank)	256003	9/20/2023	578.17	
	MILES202308	(blank)	256003	9/20/2023	342.24	
<b>Holley, Tyra Michael Total</b>					<b>920.41</b>	
Hooten, Jessica	V545639	2400903	256128	9/20/2023	22.50	
<b>Hooten, Jessica Total</b>					<b>22.50</b>	
Horine, Joshua David	V693144	2400978	256129	9/20/2023	150.00	
	V400992	2401184	256129	9/20/2023	135.00	
<b>Horine, Joshua David Total</b>					<b>285.00</b>	
Hudson Municipal Water	V118481	2400008	256052	9/20/2023	43.63	
<b>Hudson Municipal Water Total</b>					<b>43.63</b>	
ICLM Mathematics Contest	V629801	2400971	256130	9/20/2023	300.00	
<b>ICLM Mathematics Contest Total</b>					<b>300.00</b>	
Ideal Environmental Engineering, In		62679	2400943	256131	9/20/2023	5,600.00
<b>Ideal Environmental Engineering, In Total</b>					<b>5,600.00</b>	
Illinois Assoc of School Business Offls		46352	2400999	256132	9/20/2023	340.00
<b>Illinois Assoc of School Business Offls Total</b>					<b>340.00</b>	
Illinois Association Of School Boar		415155	2400521	256236	9/20/2023	4,860.00

**Expenditure Summary Report**

From Date: 9/20/2023  
To Date: 9/20/2023

Vendor	Invoice	PO No.	Check No.	Check Date	Amount
<b>Illinois Association Of School Boar Total</b>					<b>4,860.00</b>
Illinois Department Of Public Healt	V162846	2401174	256133	9/20/2023	400.00
<b>Illinois Department Of Public Healt Total</b>					<b>400.00</b>
Illinois Mathematics League	V107303	2400970	256134	9/20/2023	100.00
	V344904	2401022	256134	9/20/2023	100.00
<b>Illinois Mathematics League Total</b>					<b>200.00</b>
Illinois Oil Marketing Equipment, I	42203	2400966	256135	9/20/2023	216.50
<b>Illinois Oil Marketing Equipment, I Total</b>					<b>216.50</b>
Illinois Principals Assoc	432174	2401169	256136	9/20/2023	12,226.44
	V452541	2401005	256136	9/20/2023	409.00
<b>Illinois Principals Assoc Total</b>					<b>12,635.44</b>
Interstate All Battery Center	1.9004E+12	2401070	256137	9/20/2023	135.47
	1.9004E+12	2401070	256137	9/20/2023	74.40
<b>Interstate All Battery Center Total</b>					<b>209.87</b>
Interstate Billing Serv, Inc	3033100244	2400965	256138	9/20/2023	6,984.20
<b>Interstate Billing Serv, Inc Total</b>					<b>6,984.20</b>
Intrado Interactive Serv Corp	374739	2400996	256139	9/20/2023	19,741.05
<b>Intrado Interactive Serv Corp Total</b>					<b>19,741.05</b>
Iron Mountain	HTVY695	2400959	256140	9/20/2023	3,326.90
	GYPM38	2400947	256140	9/20/2023	2,980.35
<b>Iron Mountain Total</b>					<b>6,307.25</b>
It'S Race Time, Inc.	1896	2401002	256141	9/20/2023	1,077.00
<b>It'S Race Time, Inc. Total</b>					<b>1,077.00</b>
Itsavvy Llc	700428	2401075	256142	9/20/2023	50.00
<b>Itsavvy Llc Total</b>					<b>50.00</b>
J&D Auto Body Inc.	100587	2401087	256143	9/20/2023	170.00
	14821306	2401087	256143	9/20/2023	1,775.99
<b>J&amp;D Auto Body Inc. Total</b>					<b>1,945.99</b>
J.W. Pepper & Son, Inc.	365575899	2400938	256144	9/20/2023	288.64
	365559356	2400938	256144	9/20/2023	254.69
<b>J.W. Pepper &amp; Son, Inc. Total</b>					<b>543.33</b>
Jes & Sons 2-Way, Llc	91842	2302605	256145	9/20/2023	89,624.00
<b>Jes &amp; Sons 2-Way, Llc Total</b>					<b>89,624.00</b>
Johnson Controls Fire Protection Lp	23726652	2401150	256146	9/20/2023	689.79
	51216301	2401150	256146	9/20/2023	1,645.73
	51218645	2401150	256146	9/20/2023	1,206.57
	51182047	2400946	256146	9/20/2023	630.00
	51177934	2400946	256146	9/20/2023	600.00
	41666361	2401201	256146	9/20/2023	57,496.03
	51138567	2401198	256146	9/20/2023	602.50
	23674972	2401198	256146	9/20/2023	772.97
	23674973	2401198	256146	9/20/2023	674.49
	23623912	2401198	256146	9/20/2023	674.49
<b>Johnson Controls Fire Protection Lp Total</b>					<b>64,992.57</b>

**Expenditure Summary Report**

From Date: 9/20/2023  
To Date: 9/20/2023

Vendor	Invoice	PO No.	Check No.	Check Date	Amount	
Johnson, Chanel	MILES202308	(blank)	256004	9/20/2023	335.82	
<b>Johnson, Chanel Total</b>					<b>335.82</b>	
Johnstone Supply	616-S100383563.001	2401148	256147	9/20/2023	259.44	
	616-S100381781.001	2401036	256147	9/20/2023	2,447.30	
<b>Johnstone Supply Total</b>					<b>2,706.74</b>	
Juers, Roger Alan	V204149	2401114	256148	9/20/2023	110.37	
	V471064	2400963	256148	9/20/2023	124.51	
<b>Juers, Roger Alan Total</b>					<b>234.88</b>	
Karr, Natalie Ann	MILES202308	(blank)	256005	9/20/2023	28.10	
<b>Karr, Natalie Ann Total</b>					<b>28.10</b>	
Kearfott, Nicolas	MILES202308	(blank)	256006	9/20/2023	24.37	
<b>Kearfott, Nicolas Total</b>					<b>24.37</b>	
Kec Design Llc	EQINV770001087	2401103	256149	9/20/2023	6,462.00	
<b>Kec Design Llc Total</b>					<b>6,462.00</b>	
Keen Tile, Inc		62685	2401037	256150	9/20/2023	107.86
<b>Keen Tile, Inc Total</b>					<b>107.86</b>	
Keller, Sheila Ann	MILES202308	(blank)	256007	9/20/2023	31.64	
<b>Keller, Sheila Ann Total</b>					<b>31.64</b>	
Kendall Hunt Publishing	V481281	2401061	256152	9/20/2023	438.48	
<b>Kendall Hunt Publishing Total</b>					<b>438.48</b>	
Ken'S Oil Service, Inc.		508170241	2401086	256151	9/20/2023	27,936.79
		532547	2400961	256151	9/20/2023	5,280.80
<b>Ken'S Oil Service, Inc. Total</b>					<b>33,217.59</b>	
Kepuraitis, Alec James		127103	2401069	256153	9/20/2023	98.03
<b>Kepuraitis, Alec James Total</b>					<b>98.03</b>	
Kerr, Sean C	V466628	2400977	256154	9/20/2023	29.99	
<b>Kerr, Sean C Total</b>					<b>29.99</b>	
King, Jessica R	V270716	2400972	256155	9/20/2023	69.59	
<b>King, Jessica R Total</b>					<b>69.59</b>	
Kirby Risk Corporation	S112682566.001	2401152	256156	9/20/2023	15.60	
	S11264972.001	2401038	256156	9/20/2023	1,787.20	
	S112664972.002	2401038	256156	9/20/2023	478.08	
<b>Kirby Risk Corporation Total</b>					<b>2,280.88</b>	
Knollenberg, Holly N	MILES202308	(blank)	256008	9/20/2023	75.00	
<b>Knollenberg, Holly N Total</b>					<b>75.00</b>	
Knudson, Kendel	MILES202308	(blank)	256009	9/20/2023	51.81	
<b>Knudson, Kendel Total</b>					<b>51.81</b>	
Kone Inc		871141150	2401151	256157	9/20/2023	965.61
<b>Kone Inc Total</b>					<b>965.61</b>	
Kotowski, Linda Jo	MILES202308	(blank)	256010	9/20/2023	43.62	
<b>Kotowski, Linda Jo Total</b>					<b>43.62</b>	

**Expenditure Summary Report**

From Date: 9/20/2023  
To Date: 9/20/2023

Vendor	Invoice	PO No.	Check No.	Check Date	Amount
Kupferschmid, Hannah I	MILES202308	(blank)	256011	9/20/2023	28.03
<b>Kupferschmid, Hannah I Total</b>					<b>28.03</b>
Lacy, Shauna	MILES202308	(blank)	256012	9/20/2023	77.85
<b>Lacy, Shauna Total</b>					<b>77.85</b>
Lehr, Margaret Ambrose Legates	MILES202308	(blank)	256013	9/20/2023	63.67
<b>Lehr, Margaret Ambrose Legates Total</b>					<b>63.67</b>
Leman'S Chevy City		486223 2401190	256158	9/20/2023	137.09
		485973 2401190	256158	9/20/2023	118.97
<b>Leman'S Chevy City Total</b>					<b>256.06</b>
Lenz, Andrea Lynn	V858502	2400587	256159	9/20/2023	136.79
<b>Lenz, Andrea Lynn Total</b>					<b>136.79</b>
Lighty, Bernadette Panganiban	MILES202308	(blank)	256014	9/20/2023	45.59
<b>Lighty, Bernadette Panganiban Total</b>					<b>45.59</b>
Linde Gas & Equipment Inc.		38085727 2401153	256160	9/20/2023	44.25
		37798091 2400967	256160	9/20/2023	140.05
<b>Linde Gas &amp; Equipment Inc. Total</b>					<b>184.30</b>
Love, Mackenzie	MILES202308	(blank)	256015	9/20/2023	63.67
<b>Love, Mackenzie Total</b>					<b>63.67</b>
Lowery, Jennifer Lynn	MILES202308	(blank)	256016	9/20/2023	81.35
<b>Lowery, Jennifer Lynn Total</b>					<b>81.35</b>
Lunzer, Janine	MILES202308	(blank)	256017	9/20/2023	33.86
<b>Lunzer, Janine Total</b>					<b>33.86</b>
Makemusic, Inc	4VYH-4N8C	2400976	256161	9/20/2023	479.92
<b>Makemusic, Inc Total</b>					<b>479.92</b>
Mathis-Kelley Const Supply Co		149181 2401154	256162	9/20/2023	321.14
<b>Mathis-Kelley Const Supply Co Total</b>					<b>321.14</b>
Mc Lean County Glass & Mirror, Inc		828 2401040	256163	9/20/2023	419.50
		57416 2401040	256163	9/20/2023	717.40
<b>Mc Lean County Glass &amp; Mirror, Inc Total</b>					<b>1,136.90</b>
Mc Master-Carr Supply Co		13481097 2401039	256164	9/20/2023	126.62
		13641502 2401039	256164	9/20/2023	357.94
<b>Mc Master-Carr Supply Co Total</b>					<b>484.56</b>
Mercado, Megan	V274106	2401127	256165	9/20/2023	35.00
<b>Mercado, Megan Total</b>					<b>35.00</b>
Merritt, Chad Alan	V636173	2401064	256166	9/20/2023	74.99
<b>Merritt, Chad Alan Total</b>					<b>74.99</b>
Metro Fibernet Llc	STMT09082023	2401119	256167	9/20/2023	437.10
	STMT09012023	2401074	256167	9/20/2023	7,056.72
<b>Metro Fibernet Llc Total</b>					<b>7,493.82</b>
Midamerican Energy		11886813 2400002	256053	9/20/2023	81,897.64
<b>Midamerican Energy Total</b>					<b>81,897.64</b>

**Expenditure Summary Report**

From Date: 9/20/2023  
To Date: 9/20/2023

Vendor	Invoice	PO No.	Check No.	Check Date	Amount	
Midwest Construction Rentals	192579-1	2401155	256168	9/20/2023	512.05	
	191931-1	2401155	256168	9/20/2023	2,083.02	
<b>Midwest Construction Rentals Total</b>					<b>2,595.07</b>	
Midwest Mailing & Shipping Systems,	P108980	2400997	256169	9/20/2023	1,432.00	
<b>Midwest Mailing &amp; Shipping Systems, Total</b>					<b>1,432.00</b>	
Mier, Angela M	MILES202308	(blank)	256018	9/20/2023	16.90	
<b>Mier, Angela M Total</b>					<b>16.90</b>	
Miller Janitor Supply Co.		112126	2400952	256170	9/20/2023	2,214.55
<b>Miller Janitor Supply Co. Total</b>					<b>2,214.55</b>	
Miller, Jennifer Irene	V177928	2401025	256171	9/20/2023	31.97	
<b>Miller, Jennifer Irene Total</b>					<b>31.97</b>	
Modglin, Margaret Kathleen	MILES202308	(blank)	256019	9/20/2023	19.85	
<b>Modglin, Margaret Kathleen Total</b>					<b>19.85</b>	
Moore, Brandy	V668880	(blank)	256020	9/20/2023	141.15	
<b>Moore, Brandy Total</b>					<b>141.15</b>	
Moore, Burlinda	MILES202308	(blank)	256021	9/20/2023	78.60	
<b>Moore, Burlinda Total</b>					<b>78.60</b>	
Moyer, Kory	V132647	2400904	256172	9/20/2023	63.75	
<b>Moyer, Kory Total</b>					<b>63.75</b>	
Muganzi, Kendra L	MILES202308	(blank)	256022	9/20/2023	35.89	
<b>Muganzi, Kendra L Total</b>					<b>35.89</b>	
My Binding.Com	S12771196	2400556	256173	9/20/2023	290.73	
<b>My Binding.Com Total</b>					<b>290.73</b>	
National School Public Relations - Nspra		15284	2401117	256174	9/20/2023	295.00
<b>National School Public Relations - Nspra Total</b>					<b>295.00</b>	
Nelco		8755122	2401118	256175	9/20/2023	1,521.25
<b>Nelco Total</b>					<b>1,521.25</b>	
NeuroRestorative IL	0723-381373-101	2400956	256176	9/20/2023	18,600.00	
	0723-381373-373	2400956	256176	9/20/2023	8,704.62	
<b>NeuroRestorative IL Total</b>					<b>27,304.62</b>	
Nicor Gas	V440215	2400005	256054	9/20/2023	71.33	
	V881295	2400005	256054	9/20/2023	237.03	
	V932521	2400005	256054	9/20/2023	203.35	
<b>Nicor Gas Total</b>					<b>511.71</b>	
Nybakke Vacuum Shop, Inc	082823-3	2400950	256177	9/20/2023	60.98	
	082823-5	2400950	256177	9/20/2023	64.73	
	081723-9	2401056	256177	9/20/2023	369.99	
	081623-1	2401056	256177	9/20/2023	92.49	
	081222-8	2401056	256177	9/20/2023	739.98	
	080723-2	2401056	256177	9/20/2023	369.99	
	080123-3	2401056	256177	9/20/2023	369.99	
	072823-5	2401056	256177	9/20/2023	99.99	
	072923-7	2401056	256177	9/20/2023	32.48	
	072923-1	2401056	256177	9/20/2023	77.48	

**Expenditure Summary Report**

From Date: 9/20/2023  
To Date: 9/20/2023

Vendor	Invoice	PO No.	Check No.	Check Date	Amount	
Nybakke Vacuum Shop, Inc	072923-3	2401056	256177	9/20/2023	99.99	
	072823-4	2401056	256177	9/20/2023	99.99	
<b>Nybakke Vacuum Shop, Inc Total</b>					<b>2,478.08</b>	
O'Day, Amber	MILES202308	(blank)	256023	9/20/2023	14.15	
<b>O'Day, Amber Total</b>					<b>14.15</b>	
Orrick, Ashley	V837627	(blank)	256024	9/20/2023	337.00	
<b>Orrick, Ashley Total</b>					<b>337.00</b>	
Otis Elevator Company	F10000106835	2401053	256178	9/20/2023	100.00	
<b>Otis Elevator Company Total</b>					<b>100.00</b>	
Papa Murphy'S	IL4/8/2023	2401101	256179	9/20/2023	8,730.00	
<b>Papa Murphy'S Total</b>					<b>8,730.00</b>	
Papoccia, Brett Michael		431818	2401080	256180	9/20/2023	429.00
<b>Papoccia, Brett Michael Total</b>					<b>429.00</b>	
Parkside Junior High School	V557143	2401031	256181	9/20/2023	4,819.00	
<b>Parkside Junior High School Total</b>					<b>4,819.00</b>	
Parts Town, Llc		2100282474	2401156	256182	9/20/2023	438.80
		2100271620	2401042	256182	9/20/2023	109.84
		2100260370	2401042	256182	9/20/2023	337.03
<b>Parts Town, Llc Total</b>					<b>885.67</b>	
Peebles, Gwen	MILES202308	(blank)	256025	9/20/2023	50.17	
<b>Peebles, Gwen Total</b>					<b>50.17</b>	
Pepsi Cola General Bot, Inc	8/23-8/30/2023	2400984	256183	9/20/2023	5,020.80	
<b>Pepsi Cola General Bot, Inc Total</b>					<b>5,020.80</b>	
Peters, Austin Charles	MILES202308	(blank)	256026	9/20/2023	71.53	
<b>Peters, Austin Charles Total</b>					<b>71.53</b>	
Peters, Scott D	V298812	2400415	256184	9/20/2023	35.00	
<b>Peters, Scott D Total</b>					<b>35.00</b>	
Pipco Companies, Ltd		64958	2400945	256185	9/20/2023	1,200.00
<b>Pipco Companies, Ltd Total</b>					<b>1,200.00</b>	
Plattner, Heather Paullin	MILES202308	(blank)	256027	9/20/2023	183.79	
<b>Plattner, Heather Paullin Total</b>					<b>183.79</b>	
Prairie Farms Dairy Inc	STMTAUGUST2023	2401106	256186	9/20/2023	30,980.71	
<b>Prairie Farms Dairy Inc Total</b>					<b>30,980.71</b>	
Presley, Deborah L	MILES202308	(blank)	256028	9/20/2023	11.14	
<b>Presley, Deborah L Total</b>					<b>11.14</b>	
Principal Life Insurance-Sbd Grand	STMT08172023	2401092	256187	9/20/2023	10,031.84	
<b>Principal Life Insurance-Sbd Grand Total</b>					<b>10,031.84</b>	
Professional Electric Motor Repair		73676	2401041	256189	9/20/2023	24.56
<b>Professional Electric Motor Repair Total</b>					<b>24.56</b>	
Proquest Llc	V100404	2401189	256190	9/20/2023	2,027.79	
<b>Proquest Llc Total</b>					<b>2,027.79</b>	

**Expenditure Summary Report**

From Date: 9/20/2023  
To Date: 9/20/2023

Vendor	Invoice	PO No.	Check No.	Check Date	Amount
Pro-Type Printing	65584	2401060	256188	9/20/2023	971.00
<b>Pro-Type Printing Total</b>					<b>971.00</b>
Quadient Finance Usa, Inc.	STMT07212023	2400368	256191	9/20/2023	2,291.13
<b>Quadient Finance Usa, Inc. Total</b>					<b>2,291.13</b>
Quadient Leasing Usa, Inc.	N10032870	2400369	256192	9/20/2023	318.57
<b>Quadient Leasing Usa, Inc. Total</b>					<b>318.57</b>
Regional Office Of Education #17	4002400016	2401170	256193	9/20/2023	18,150.00
	1002400207	2401171	256193	9/20/2023	20.00
<b>Regional Office Of Education #17 Total</b>					<b>18,170.00</b>
Republic Services - #368	0368-001075226.	2400948	256194	9/20/2023	179.47
	0368-001074758	2400949	256194	9/20/2023	35.00
<b>Republic Services - #368 Total</b>					<b>214.47</b>
Riddell All American	951756953	2401111	256195	9/20/2023	31,049.35
<b>Riddell All American Total</b>					<b>31,049.35</b>
Robbins, Marsha L	MILES202308	(blank)	256029	9/20/2023	11.79
<b>Robbins, Marsha L Total</b>					<b>11.79</b>
Rochester 100 Inc	Quote0022283	2400818	256196	9/20/2023	360.00
<b>Rochester 100 Inc Total</b>					<b>360.00</b>
Rogers Supply Company Inc	BL044930	2401162	256197	9/20/2023	46.95
<b>Rogers Supply Company Inc Total</b>					<b>46.95</b>
Rogers, Heather V	V500141	2400585	256198	9/20/2023	31.00
<b>Rogers, Heather V Total</b>					<b>31.00</b>
Ron Smith Printing Company	158035	2400973	256199	9/20/2023	75.00
<b>Ron Smith Printing Company Total</b>					<b>75.00</b>
Rp Lumber Company, Inc	1477063	2401157	256200	9/20/2023	350.64
<b>Rp Lumber Company, Inc Total</b>					<b>350.64</b>
S & S Builders Hardware Co	579148	2401164	256201	9/20/2023	1,084.80
	579097	2401043	256201	9/20/2023	774.80
	247262	2401164	256201	9/20/2023	2,230.72
	578986	2401164	256201	9/20/2023	5,773.80
	579107	2401043	256201	9/20/2023	2,895.36
<b>S &amp; S Builders Hardware Co Total</b>					<b>12,759.48</b>
Salyer, Tisa Marie	MILES202308	(blank)	256030	9/20/2023	40.94
<b>Salyer, Tisa Marie Total</b>					<b>40.94</b>
Schmidt, Therese F	MLES202308	(blank)	256031	9/20/2023	144.62
<b>Schmidt, Therese F Total</b>					<b>144.62</b>
Scholastic Inc.	V437456	2401110	256202	9/20/2023	922.43
<b>Scholastic Inc. Total</b>					<b>922.43</b>
School Specialty	3.08104E+11	2400380	256203	9/20/2023	188.82
<b>School Specialty Total</b>					<b>188.82</b>
Schroen, Staci Nicole	MILES202308	(blank)	256032	9/20/2023	98.71

**Expenditure Summary Report**

From Date: 9/20/2023  
To Date: 9/20/2023

Vendor	Invoice	PO No.	Check No.	Check Date	Amount
<b>Schroen, Staci Nicole Total</b>					<b>98.71</b>
Scott, Robert W	MILES202308	(blank)	256033	9/20/2023	24.37
<b>Scott, Robert W Total</b>					<b>24.37</b>
Select Screen Prints	62560	2401032	256204	9/20/2023	400.00
<b>Select Screen Prints Total</b>					<b>400.00</b>
Shanks, Katherine Alice	V815277	2401125	256205	9/20/2023	35.00
<b>Shanks, Katherine Alice Total</b>					<b>35.00</b>
Shar Music	EST#3312	2400819	256206	9/20/2023	63.78
<b>Shar Music Total</b>					<b>63.78</b>
Shazam Racing	322	2401128	256207	9/20/2023	5,574.30
<b>Shazam Racing Total</b>					<b>5,574.30</b>
Sheppelman, Dawn Demlow	MILES202308	(blank)	256034	9/20/2023	92.36
<b>Sheppelman, Dawn Demlow Total</b>					<b>92.36</b>
Sherwin Williams Company	7444-7	2401179	256208	9/20/2023	53.63
<b>Sherwin Williams Company Total</b>					<b>53.63</b>
Smith, Bayleigh	MILES202308	(blank)	256035	9/20/2023	37.40
	MILES202309	(blank)	256035	9/20/2023	50.17
<b>Smith, Bayleigh Total</b>					<b>87.57</b>
Smith, Troy	111-6157935-1393010	2401076	256209	9/20/2023	184.00
<b>Smith, Troy Total</b>					<b>184.00</b>
Sno Sites	47654	2401172	256210	9/20/2023	950.00
<b>Sno Sites Total</b>					<b>950.00</b>
Spear Corporation	322894	2401137	256211	9/20/2023	25,182.78
<b>Spear Corporation Total</b>					<b>25,182.78</b>
Spiral Binding Llc	SI2783932	2400899	256212	9/20/2023	2,468.98
	SI2783553	2401188	256212	9/20/2023	580.00
<b>Spiral Binding Llc Total</b>					<b>3,048.98</b>
Stark Excavating, Inc	23207DW	2401093	256213	9/20/2023	15,755.00
	23207SW	2401093	256213	9/20/2023	10,392.00
<b>Stark Excavating, Inc Total</b>					<b>26,147.00</b>
Starnet Digital Publishing	23-042705	2401052	256214	9/20/2023	20.00
<b>Starnet Digital Publishing Total</b>					<b>20.00</b>
Stevens, Lori Joann	V473536	2401047	256215	9/20/2023	207.79
<b>Stevens, Lori Joann Total</b>					<b>207.79</b>
Stillwell, Tonya	V715504	2401112	256216	9/20/2023	124.41
<b>Stillwell, Tonya Total</b>					<b>124.41</b>
Stivers, Bradley K	V737954	2400951	256217	9/20/2023	29.00
<b>Stivers, Bradley K Total</b>					<b>29.00</b>
Sundberg, Ryan Edward	V593469	2401181	256218	9/20/2023	100.00
<b>Sundberg, Ryan Edward Total</b>					<b>100.00</b>

**Expenditure Summary Report**

From Date: 9/20/2023  
To Date: 9/20/2023

Vendor	Invoice	PO No.	Check No.	Check Date	Amount	
Sweet, Stacy	MILES202308	(blank)	256036	9/20/2023	60.13	
<b>Sweet, Stacy Total</b>					<b>60.13</b>	
<b>Team Automotive And Tire</b>						
	7832102	2401090	256219	9/20/2023	1,516.85	
	7832098	2401090	256219	9/20/2023	554.85	
	7832109	2401090	256219	9/20/2023	4,146.90	
	7831989	2401071	256219	9/20/2023	236.15	
	7832023	2401071	256219	9/20/2023	772.84	
	1763	2401067	256219	9/20/2023	40.00	
	301759	2401067	256219	9/20/2023	40.00	
	7832022	2401071	256219	9/20/2023	2,085.44	
	7832019	2401090	256219	9/20/2023	1,328.00	
	301729	2401089	256219	9/20/2023	40.00	
	301688	2401067	256219	9/20/2023	40.00	
	301623	2401067	256219	9/20/2023	40.00	
<b>Team Automotive And Tire Total</b>					<b>10,841.03</b>	
<b>That Art Studio Llc</b>	<b>V547870</b>	2400954	256220	9/20/2023	100.00	
<b>That Art Studio Llc Total</b>					<b>100.00</b>	
<b>The Music Shoppe, Inc</b>						
	3538017	2401012	256221	9/20/2023	124.99	
	3534680	2400979	256221	9/20/2023	108.80	
	3532677	2401019	256221	9/20/2023	174.00	
	3522439	2401012	256221	9/20/2023	663.00	
	3513193	2401132	256221	9/20/2023	87.86	
	3513196	2401132	256221	9/20/2023	86.00	
	3513197	2401132	256221	9/20/2023	86.00	
	3513207	2401132	256221	9/20/2023	129.28	
	3508531	2401132	256221	9/20/2023	146.00	
<b>The Music Shoppe, Inc Total</b>					<b>1,605.93</b>	
<b>Thoennes, Lisa A</b>	<b>MILES202308</b>	(blank)	256037	9/20/2023	33.47	
<b>Thoennes, Lisa A Total</b>					<b>33.47</b>	
<b>Thompson, Rachel</b>	<b>V482702</b>	(blank)	256038	9/20/2023	82.50	
<b>Thompson, Rachel Total</b>					<b>82.50</b>	
<b>Tools to Grow Inc.</b>	<b>V87948286</b>	2400980	256222	9/20/2023	575.00	
<b>Tools to Grow Inc. Total</b>					<b>575.00</b>	
<b>Touchtone Communications</b>		2945512	2400013	256055	9/20/2023	649.81
<b>Touchtone Communications Total</b>					<b>649.81</b>	
<b>Towanda Water Department</b>	<b>STMT08292023</b>	2400009	256056	9/20/2023	174.75	
<b>Towanda Water Department Total</b>					<b>174.75</b>	
<b>Town Of Normal - Utility Billing</b>	<b>V7993</b>	2400010	256057	9/20/2023	33,396.53	
<b>Town Of Normal - Utility Billing Total</b>					<b>33,396.53</b>	
<b>Trafera Holdings, Llc</b>		100078992	2400414	256238	9/20/2023	10,200.00
	100078383	2400196	256238	9/20/2023	34,000.00	
<b>Trafera Holdings, Llc Total</b>					<b>44,200.00</b>	
<b>Trills &amp; Thrills Music Festiva</b>	<b>24-NWHS</b>	2401059	256223	9/20/2023	100.00	
<b>Trills &amp; Thrills Music Festiva Total</b>					<b>100.00</b>	
<b>Twin Supplies, Ltd.</b>	15127D	2401175	256224	9/20/2023	3,000.00	
	15423A	2401175	256224	9/20/2023	1,398.60	
	15424A	2401175	256224	9/20/2023	810.00	

**Expenditure Summary Report**

From Date: 9/20/2023  
To Date: 9/20/2023

Vendor	Invoice	PO No.	Check No.	Check Date	Amount
Twin Supplies, Ltd.	15050B	2401175	256224	9/20/2023	570.00
<b>Twin Supplies, Ltd. Total</b>					<b>5,778.60</b>
Uline	167484964	2401133	256225	9/20/2023	4,084.09
<b>Uline Total</b>					<b>4,084.09</b>
Unifirst Corporation	STMT08312023	2400256	256226	9/20/2023	578.25
<b>Unifirst Corporation Total</b>					<b>578.25</b>
Unit 5 Vocational Training Ctr/Deck	V113957	2401160	256227	9/20/2023	7.00
<b>Unit 5 Vocational Training Ctr/Deck Total</b>					<b>7.00</b>
Us Mechanical Services, Inc	25817	2401177	256228	9/20/2023	385.00
<b>Us Mechanical Services, Inc Total</b>					<b>385.00</b>
Vale, Angela Gwyn	MILES202308	(blank)	256039	9/20/2023	58.75
<b>Vale, Angela Gwyn Total</b>					<b>58.75</b>
Van De Loo, Daria T	V767742	2400990	256229	9/20/2023	44.21
	28448876--0006	2400991	256229	9/20/2023	59.88
<b>Van De Loo, Daria T Total</b>					<b>104.09</b>
Vanguard Energy Services, Llc	G404551091123	2400004	256058	9/20/2023	12,009.41
<b>Vanguard Energy Services, Llc Total</b>					<b>12,009.41</b>
Village Of Carlock.	STMT08312023	2400012	256059	9/20/2023	109.74
<b>Village Of Carlock. Total</b>					<b>109.74</b>
Vision Service Plan - (II)	818561392	2400939	256230	9/20/2023	1,008.44
<b>Vision Service Plan - (II) Total</b>					<b>1,008.44</b>
Vogelsang, Claye R	MILES202308	(blank)	256040	9/20/2023	196.76
<b>Vogelsang, Claye R Total</b>					<b>196.76</b>
Walker, Karen L	MILES202308	(blank)	256041	9/20/2023	156.87
<b>Walker, Karen L Total</b>					<b>156.87</b>
Weakly, Shelly	MILES202308	(blank)	256042	9/20/2023	334.44
<b>Weakly, Shelly Total</b>					<b>334.44</b>
Webster, Shelley C	MILES202308	(blank)	256043	9/20/2023	8.65
<b>Webster, Shelley C Total</b>					<b>8.65</b>
Wheeler, Samuel James	MILES202308	(blank)	256044	9/20/2023	102.18
<b>Wheeler, Samuel James Total</b>					<b>102.18</b>
White, Carol A	V375866	2400583	256231	9/20/2023	250.00
<b>White, Carol A Total</b>					<b>250.00</b>
White, Shayna	V91335	(blank)	256045	9/20/2023	72.00
<b>White, Shayna Total</b>					<b>72.00</b>
Whitman, Jennifer	V646021	(blank)	256046	9/20/2023	353.73
<b>Whitman, Jennifer Total</b>					<b>353.73</b>
Wiist, Deanna M	V867029	2401009	256232	9/20/2023	69.77
<b>Wiist, Deanna M Total</b>					<b>69.77</b>
Wilcox Electric & Services Inc.	230735	2401138	256233	9/20/2023	9,952.66

**Expenditure Summary Report**

From Date: 9/20/2023  
 To Date: 9/20/2023

Vendor	Invoice	PO No.	Check No.	Check Date	Amount
<b>Wilcox Electric &amp; Services Inc. Total</b>					<b>9,952.66</b>
Wilcox, Heather A	39672817154	2401065	256234	9/20/2023	192.13
<b>Wilcox, Heather A Total</b>					<b>192.13</b>
Winsupply	355946.01	2401178	256235	9/20/2023	232.24
	355797.01	2401178	256235	9/20/2023	15.29
<b>Winsupply Total</b>					<b>247.53</b>
Young, Wendy Marie	MILES202308	(blank)	256047	9/20/2023	30.26
<b>Young, Wendy Marie Total</b>					<b>30.26</b>
Zeller Digital Innovations	38674	2400319	256237	9/20/2023	535.71
<b>Zeller Digital Innovations Total</b>					<b>535.71</b>
Zimmerman, Claire Christine	MILES202308	(blank)	256048	9/20/2023	116.92
<b>Zimmerman, Claire Christine Total</b>					<b>116.92</b>
Zink, Laura Susanne	MILES202308	(blank)	256049	9/20/2023	98.51
<b>Zink, Laura Susanne Total</b>					<b>98.51</b>
<b>Grand Total</b>					<b>1,419,797.28</b>

**Expenditure Summary Report**

From Date: 9/20/2023  
To Date: 9/20/2023

Fund	Amount
10	560,202.37
20	627,087.94
40	95,013.08
80	137,493.89
<b>Grand Total</b>	<b>1,419,797.28</b>

**CUSD No. 5, McLean and Woodford Counties, Illinois**

**Unit 5 Treasurer's Report As of 07/31/2023**

Fiscal Year: 2023-2024

---

**ASSETS**

Educational Fund	
Cash (+)	\$14,629,530.79
Other Assets (+)	\$3,653.74
Sub-total : Educational Fund	\$14,633,184.53
Operations & Maintenance Fund	
Cash (+)	\$376,876.90
Other Assets (+)	\$2,331.15
Sub-total : Operations & Maintenance Fund	\$379,208.05
Debt Service Fund	
Cash (+)	\$18,660,438.34
Sub-total : Debt Service Fund	\$18,660,438.34
Transportation Fund	
Cash (+)	\$2,829,206.47
Sub-total : Transportation Fund	\$2,829,206.47
Social Security Fund	
Cash (+)	\$1,200,637.45
Sub-total : Social Security Fund	\$1,200,637.45
Municiple Retirement Fund	
Cash (+)	\$1,394,807.23
Sub-total : Municiple Retirement Fund	\$1,394,807.23
Working Cash Fund	
Cash (+)	\$20,362,414.73
Investments (+)	\$43,102,800.63
Sub-total : Working Cash Fund	\$63,465,215.36
Tort Immunity Fund	
Cash (+)	\$369,157.65
Sub-total : Tort Immunity Fund	\$369,157.65
Life Safety Fund	
Cash (+)	\$550,678.80
Sub-total : Life Safety Fund	\$550,678.80
<b>Total : ASSETS</b>	<b>\$103,482,533.88</b>

**LIABILITIES**

Educational Fund	
Payroll Withholdings (+)	(\$1,854,494.52)
Other Liabilities (+)	\$37,497.09
Sub-total : Educational Fund	(\$1,816,997.43)
Operations & Maintenance Fund	

---

Balance Sheet

**CUSD No. 5, McLean and Woodford Counties, Illinois**

**Unit 5 Treasurer's Report As of 07/31/2023**

Fiscal Year: 2023-2024

Payroll Withholdings (+)	\$985.22
Sub-total : Operations & Maintenance Fund	\$985.22
Transportation Fund	
Payroll Withholdings (+)	(\$1,263.73)
Sub-total : Transportation Fund	(\$1,263.73)
Municiple Retirement Fund	
Payroll Withholdings (+)	\$72,368.63
Sub-total : Municiple Retirement Fund	\$72,368.63
Tort Immunity Fund	
Payroll Withholdings (+)	\$6.77
Sub-total : Tort Immunity Fund	\$6.77
<b>Total : LIABILITIES</b>	<b>(\$1,744,900.54)</b>
<b>FUND BALANCE</b>	
Educational Fund	
Fund Balance (+)	\$18,288,558.15
Sub-total : Educational Fund	\$18,288,558.15
Operations & Maintenance Fund	
Fund Balance (+)	\$1,331,198.69
Sub-total : Operations & Maintenance Fund	\$1,331,198.69
Debt Service Fund	
Fund Balance (+)	\$18,593,885.89
Sub-total : Debt Service Fund	\$18,593,885.89
Transportation Fund	
Fund Balance (+)	\$1,525,971.40
Sub-total : Transportation Fund	\$1,525,971.40
Social Security Fund	
Fund Balance (+)	\$1,339,217.52
Sub-total : Social Security Fund	\$1,339,217.52
Municiple Retirement Fund	
Fund Balance (+)	\$1,452,347.51
Sub-total : Municiple Retirement Fund	\$1,452,347.51
Working Cash Fund	
Fund Balance (+)	\$63,416,170.15
Sub-total : Working Cash Fund	\$63,416,170.15
Tort Immunity Fund	
Fund Balance (+)	\$731,430.37
Sub-total : Tort Immunity Fund	\$731,430.37

Balance Sheet

**CUSD No. 5, McLean and Woodford Counties, Illinois**

**Unit 5 Treasurer's Report As of 07/31/2023**

Fiscal Year: 2023-2024

---

Life Safety Fund		
Fund Balance (+)		\$560,181.76
Sub-total : Life Safety Fund		<u>\$560,181.76</u>
NET CHANGE IN FUND BALANCE		
NET CHANGE IN FUND BALANCE (+)		(\$2,011,527.02)
Sub-total : NET CHANGE IN FUND BALANCE		<u>(\$2,011,527.02)</u>
<b>Total : FUND BALANCE</b>		<u>\$105,227,434.42</u>
<b>Total LIABILITIES + FUND BALANCE</b>		\$103,482,533.88

End of Report

**CUSD No. 5, McLean and Woodford Counties, Illinois**

**Unit 5 Treasurer's Report For the Period 07/01/2023 through 07/31/2023**

Fiscal Year: 2023-2024

	07/01/2023 - 07/31/2023	Year To Date
<b>REVENUE COLLECTED</b>		
Educational Fund		
Local Sources (+)	\$1,129,600.92	\$1,129,600.92
State Sources (+)	\$477,692.31	\$477,692.31
Federal Sources (+)	\$4,150,790.00	\$4,150,790.00
Sub-total : Educational Fund	\$5,758,083.23	\$5,758,083.23
Operations & Maintenance Fund		
Local Sources (+)	\$38,779.14	\$38,779.14
Sub-total : Operations & Maintenance Fund	\$38,779.14	\$38,779.14
Debt Service Fund		
Local Sources (+)	\$53,531.25	\$53,531.25
Sub-total : Debt Service Fund	\$53,531.25	\$53,531.25
Transportation Fund		
Local Sources (+)	\$6,529.71	\$6,529.71
State Sources (+)	\$1,358,066.55	\$1,358,066.55
Sub-total : Transportation Fund	\$1,364,596.26	\$1,364,596.26
Social Security Fund		
Local Sources (+)	\$92,144.01	\$92,144.01
Sub-total : Social Security Fund	\$92,144.01	\$92,144.01
Municiple Retirement Fund		
Local Sources (+)	\$3,875.04	\$3,875.04
Sub-total : Municiple Retirement Fund	\$3,875.04	\$3,875.04
Working Cash Fund		
Local Sources (+)	\$49,045.21	\$49,045.21
Sub-total : Working Cash Fund	\$49,045.21	\$49,045.21
Tort Immunity Fund		
Local Sources (+)	\$4,662.60	\$4,662.60
Sub-total : Tort Immunity Fund	\$4,662.60	\$4,662.60
Life Safety Fund		
Local Sources (+)	\$1,655.54	\$1,655.54
Sub-total : Life Safety Fund	\$1,655.54	\$1,655.54
<b>Total : REVENUE COLLECTED</b>	<b>\$7,366,372.28</b>	<b>\$7,366,372.28</b>
<b>EXPENDITURES PAID</b>		
Educational Fund		
Salaries (-)	\$6,946,774.15	\$6,946,774.15
Employee Benefits (-)	(\$438,773.27)	(\$438,773.27)
Purchased Services (-)	\$262,582.19	\$262,582.19
Supplies and Materials (-)	\$361,353.57	\$361,353.57
Capital Outlay (-)	\$22,860.00	\$22,860.00

**CUSD No. 5, McLean and Woodford Counties, Illinois**

**Unit 5 Treasurer's Report For the Period 07/01/2023 through 07/31/2023**

Fiscal Year: 2023-2024

	07/01/2023 - 07/31/2023	Year To Date
Other Objects (-)	\$45,737.61	\$45,737.61
Non-Capitalized Equipment (-)	\$23,338.41	\$23,338.41
Sub-total : Educational Fund	(\$7,223,872.66)	(\$7,223,872.66)
Operations & Maintenance Fund		
Salaries (-)	\$571,440.69	\$571,440.69
Employee Benefits (-)	\$13,151.57	\$13,151.57
Purchased Services (-)	\$82,700.71	\$82,700.71
Supplies and Materials (-)	\$308,496.03	\$308,496.03
Capital Outlay (-)	\$15,966.00	\$15,966.00
Sub-total : Operations & Maintenance Fund	(\$991,755.00)	(\$991,755.00)
Debt Service Fund		
Other Objects (-)	\$359,565.56	\$359,565.56
Sub-total : Debt Service Fund	(\$359,565.56)	(\$359,565.56)
Transportation Fund		
Salaries (-)	\$13,149.29	\$13,149.29
Employee Benefits (-)	(\$1,214.40)	(\$1,214.40)
Purchased Services (-)	\$1,620.61	\$1,620.61
Supplies and Materials (-)	\$317.96	\$317.96
Capital Outlay (-)	\$128,128.47	\$128,128.47
Other Objects (-)	\$46,224.00	\$46,224.00
Sub-total : Transportation Fund	(\$188,225.93)	(\$188,225.93)
Social Security Fund		
Employee Benefits (-)	\$230,724.08	\$230,724.08
Sub-total : Social Security Fund	(\$230,724.08)	(\$230,724.08)
Municiple Retirement Fund		
Employee Benefits (-)	\$133,783.95	\$133,783.95
Sub-total : Municiple Retirement Fund	(\$133,783.95)	(\$133,783.95)
Tort Immunity Fund		
Salaries (-)	\$213,817.50	\$213,817.50
Employee Benefits (-)	\$55,243.08	\$55,243.08
Purchased Services (-)	\$73,291.32	\$73,291.32
Other Objects (-)	\$28,514.00	\$28,514.00
Sub-total : Tort Immunity Fund	(\$370,865.90)	(\$370,865.90)
Life Safety Fund		
Purchased Services (-)	\$11,158.50	\$11,158.50
Sub-total : Life Safety Fund	(\$11,158.50)	(\$11,158.50)
<b>Total : EXPENDITURES PAID</b>	<b>(\$9,509,951.58)</b>	<b>(\$9,509,951.58)</b>

**OTHER FINANCING SOURCES (USES)**

Educational Fund

**CUSD No. 5, McLean and Woodford Counties, Illinois**

**Unit 5 Treasurer's Report For the Period 07/01/2023 through 07/31/2023**

Fiscal Year: 2023-2024

	07/01/2023 - 07/31/2023	Year To Date
Transfers Out (-)	\$372,586.76	\$372,586.76
Sub-total : Educational Fund	(\$372,586.76)	(\$372,586.76)
Debt Service Fund		
Transfers In (+)	\$372,586.76	\$372,586.76
Sub-total : Debt Service Fund	\$372,586.76	\$372,586.76
Transportation Fund		
Capital Lease Proceeds (+)	\$128,128.47	\$128,128.47
Sub-total : Transportation Fund	\$128,128.47	\$128,128.47
Tort Immunity Fund		
Proceeds From Capital Asset Disposal (+)	\$3,923.81	\$3,923.81
Sub-total : Tort Immunity Fund	\$3,923.81	\$3,923.81
<b>Total : OTHER FINANCING SOURCES (USES)</b>	<b>\$132,052.28</b>	<b>\$132,052.28</b>
<b>NET CHANGE IN FUND BALANCE</b>	<b>(\$2,011,527.02)</b>	<b>(\$2,011,527.02)</b>

End of Report

**CUSD No. 5, McLean and Woodford Counties, Illinois**

**Unit 5 Self-Funded Insurance As of 07/31/2023**

Fiscal Year: 2023-2024

---

**ASSETS**

Current Assets

Cash In Bank (+) \$3,602,242.76

Accounts Receivable (+) \$30,785.50

Sub-total : Current Assets \$3,633,028.26

**Total : ASSETS**

\$3,633,028.26

**FUND BALANCE**

Fund Balance

Fund Balance (+) \$2,886,512.59

Sub-total : Fund Balance \$2,886,512.59

NET CHANGE IN FUND BALANCE

NET CHANGE IN FUND BALANCE (+) \$746,515.67

Sub-total : NET CHANGE IN FUND BALANCE \$746,515.67

**Total : FUND BALANCE**

\$3,633,028.26

**Total LIABILITIES + FUND BALANCE**

\$3,633,028.26

End of Report

**CUSD No. 5, McLean and Woodford Counties, Illinois**

**Unit 5 Self-Funded Insurance For the Period 07/01/2023 through 07/31/2023**

Fiscal Year: 2023-2024

	07/01/2023 - 07/31/2023	Year To Date
<b>REVENUE COLLECTED</b>		
Revenue From Payroll		
Board Contributions (+)	\$1,919,343.50	\$1,919,343.50
Employee Contributions (+)	\$440,045.86	\$440,045.86
Sub-total : Revenue From Payroll	<u>\$2,359,389.36</u>	<u>\$2,359,389.36</u>
Revenue From Other Sources		
Retiree Contributions (+)	(\$659.00)	(\$659.00)
Cobra Contributions (+)	\$2,584.00	\$2,584.00
Interest & Dividends (+)	\$10,019.08	\$10,019.08
Sub-total : Revenue From Other Sources	<u>\$11,944.08</u>	<u>\$11,944.08</u>
<b>Total : REVENUE COLLECTED</b>	<u>\$2,371,333.44</u>	<u>\$2,371,333.44</u>
<b>EXPENDITURES PAID</b>		
Operating Expenditures		
Heath Ins Claims (-)	\$1,516,777.20	\$1,516,777.20
HSA Contributions (-)	\$4,242.74	\$4,242.74
Health Ins Admin Fees (-)	\$96,507.83	\$96,507.83
Other Fees & Expense (-)	\$7,290.00	\$7,290.00
Sub-total : Operating Expenditures	<u>(\$1,624,817.77)</u>	<u>(\$1,624,817.77)</u>
<b>Total : EXPENDITURES PAID</b>	<u>(\$1,624,817.77)</u>	<u>(\$1,624,817.77)</u>
<b>NET CHANGE IN FUND BALANCE</b>	<u>\$746,515.67</u>	<u>\$746,515.67</u>

End of Report

**CUSD No. 5, McLean and Woodford Counties, Illinois**

**Unit 5 Treasurer's Report As of 08/31/2023**

Fiscal Year: 2023-2024

**ASSETS**

Educational Fund		
Cash (+)	\$24,621,823.62	
Other Assets (+)	\$4,175.89	
Sub-total : Educational Fund	<u>\$24,625,999.51</u>	
Operations & Maintenance Fund		
Cash (+)	\$1,669,881.13	
Sub-total : Operations & Maintenance Fund	<u>\$1,669,881.13</u>	
Debt Service Fund		
Cash (+)	\$25,431,571.08	
Sub-total : Debt Service Fund	<u>\$25,431,571.08</u>	
Transportation Fund		
Cash (+)	\$2,459,211.90	
Sub-total : Transportation Fund	<u>\$2,459,211.90</u>	
Social Security Fund		
Cash (+)	\$1,495,468.15	
Sub-total : Social Security Fund	<u>\$1,495,468.15</u>	
Municiple Retirement Fund		
Cash (+)	\$1,759,887.51	
Sub-total : Municiple Retirement Fund	<u>\$1,759,887.51</u>	
Working Cash Fund		
Cash (+)	\$20,653,888.46	
Investments (+)	\$43,109,034.40	
Sub-total : Working Cash Fund	<u>\$63,762,922.86</u>	
Tort Immunity Fund		
Cash (+)	\$1,188,296.90	
Sub-total : Tort Immunity Fund	<u>\$1,188,296.90</u>	
Life Safety Fund		
Cash (+)	\$345,053.66	
Sub-total : Life Safety Fund	<u>\$345,053.66</u>	
<b>Total : ASSETS</b>		<b>\$122,738,292.70</b>

**LIABILITIES**

Educational Fund		
Payroll Withholdings (+)	\$106,476.72	
Other Liabilities (+)	\$31,561.49	
Sub-total : Educational Fund	<u>\$138,038.21</u>	
Operations & Maintenance Fund		
Payroll Withholdings (+)	\$28,440.68	

Balance Sheet

**CUSD No. 5, McLean and Woodford Counties, Illinois**

**Unit 5 Treasurer's Report As of 08/31/2023**

Fiscal Year: 2023-2024

Other Liabilities (+)	(\$2,540.30)
Sub-total : Operations & Maintenance Fund	\$25,900.38
Transportation Fund	
Payroll Withholdings (+)	\$686.90
Sub-total : Transportation Fund	\$686.90
Social Security Fund	
Payroll Withholdings (+)	(\$1,427.33)
Sub-total : Social Security Fund	(\$1,427.33)
Municiple Retirement Fund	
Payroll Withholdings (+)	\$102,611.75
Sub-total : Municiple Retirement Fund	\$102,611.75
Tort Immunity Fund	
Payroll Withholdings (+)	\$2,111.01
Sub-total : Tort Immunity Fund	\$2,111.01
<b>Total : LIABILITIES</b>	<b>\$267,920.92</b>
<b>FUND BALANCE</b>	
Educational Fund	
Fund Balance (+)	\$18,288,558.15
Sub-total : Educational Fund	\$18,288,558.15
Operations & Maintenance Fund	
Fund Balance (+)	\$1,331,198.69
Sub-total : Operations & Maintenance Fund	\$1,331,198.69
Debt Service Fund	
Fund Balance (+)	\$18,593,885.89
Sub-total : Debt Service Fund	\$18,593,885.89
Transportation Fund	
Fund Balance (+)	\$1,525,971.40
Sub-total : Transportation Fund	\$1,525,971.40
Social Security Fund	
Fund Balance (+)	\$1,339,217.52
Sub-total : Social Security Fund	\$1,339,217.52
Municiple Retirement Fund	
Fund Balance (+)	\$1,452,347.51
Sub-total : Municiple Retirement Fund	\$1,452,347.51
Working Cash Fund	
Fund Balance (+)	\$63,416,170.15
Sub-total : Working Cash Fund	\$63,416,170.15

**CUSD No. 5, McLean and Woodford Counties, Illinois**

**Unit 5 Treasurer's Report As of 08/31/2023**

Fiscal Year: 2023-2024

---

Tort Immunity Fund		
Fund Balance (+)		\$731,430.37
Sub-total : Tort Immunity Fund		<u>\$731,430.37</u>
Life Safety Fund		
Fund Balance (+)		\$560,181.76
Sub-total : Life Safety Fund		<u>\$560,181.76</u>
NET CHANGE IN FUND BALANCE		
NET CHANGE IN FUND BALANCE (+)		\$15,231,410.34
Sub-total : NET CHANGE IN FUND BALANCE		<u>\$15,231,410.34</u>
<b>Total : FUND BALANCE</b>		<u>\$122,470,371.78</u>
<b>Total LIABILITIES + FUND BALANCE</b>		\$122,738,292.70

End of Report

**CUSD No. 5, McLean and Woodford Counties, Illinois**

**Unit 5 Treasurer's Report For the Period 08/01/2023 through 08/31/2023**

Fiscal Year: 2023-2024

	<u>08/01/2023 - 08/31/2023</u>	<u>Year To Date</u>	<u>Budget</u>	<u>Budget Balance</u>	
<b>REVENUE COLLECTED</b>					
Educational Fund					
Local Sources (+)	\$15,791,192.18	\$16,920,793.10	\$81,342,926.00	\$64,422,132.90	20.8%
State Sources (+)	\$2,246,725.00	\$2,724,417.31	\$26,585,343.72	\$23,860,926.41	10.2%
Federal Sources (+)	\$202,416.91	\$4,353,206.91	\$15,294,631.00	\$10,941,424.09	28.5%
Sub-total : Educational Fund	\$18,240,334.09	\$23,998,417.32	\$123,222,900.72	\$99,224,483.40	19.5%
Operations & Maintenance Fund					
Local Sources (+)	\$2,746,256.71	\$2,785,035.85	\$13,436,327.00	\$10,651,291.15	20.7%
State Sources (+)	\$0.00	\$0.00	\$50,000.00	\$50,000.00	0.0%
Sub-total : Operations & Maintenance Fund	\$2,746,256.71	\$2,785,035.85	\$13,486,327.00	\$10,701,291.15	20.7%
Debt Service Fund					
Local Sources (+)	\$7,547,662.69	\$7,601,193.94	\$36,586,134.00	\$28,984,940.06	20.8%
Sub-total : Debt Service Fund	\$7,547,662.69	\$7,601,193.94	\$36,586,134.00	\$28,984,940.06	20.8%
Transportation Fund					
Local Sources (+)	\$1,022,795.61	\$1,029,325.32	\$5,165,618.00	\$4,136,292.68	19.9%
State Sources (+)	\$0.00	\$1,358,066.55	\$5,933,066.55	\$4,575,000.00	22.9%
Federal Sources (+)	\$0.00	\$0.00	\$400,000.00	\$400,000.00	0.0%
Sub-total : Transportation Fund	\$1,022,795.61	\$2,387,391.87	\$11,498,684.55	\$9,111,292.68	20.8%
Social Security Fund					
Local Sources (+)	\$530,020.01	\$622,164.02	\$2,885,396.00	\$2,263,231.98	21.6%
Sub-total : Social Security Fund	\$530,020.01	\$622,164.02	\$2,885,396.00	\$2,263,231.98	21.6%
Municiple Retirement Fund					
Local Sources (+)	\$464,761.24	\$468,636.28	\$2,237,703.00	\$1,769,066.72	20.9%
Sub-total : Municiple Retirement Fund	\$464,761.24	\$468,636.28	\$2,237,703.00	\$1,769,066.72	20.9%
Working Cash Fund					
Local Sources (+)	\$297,707.50	\$346,752.71	\$2,136,404.00	\$1,789,651.29	16.2%
Sub-total : Working Cash Fund	\$297,707.50	\$346,752.71	\$2,136,404.00	\$1,789,651.29	16.2%
Tort Immunity Fund					
Local Sources (+)	\$1,259,541.90	\$1,264,204.50	\$6,179,383.00	\$4,915,178.50	20.5%
Sub-total : Tort Immunity Fund	\$1,259,541.90	\$1,264,204.50	\$6,179,383.00	\$4,915,178.50	20.5%
Life Safety Fund					
Local Sources (+)	\$255,314.64	\$256,970.18	\$1,291,404.00	\$1,034,433.82	19.9%
Sub-total : Life Safety Fund	\$255,314.64	\$256,970.18	\$1,291,404.00	\$1,034,433.82	19.9%
<b>Total : REVENUE COLLECTED</b>	<b>\$32,364,394.39</b>	<b>\$39,730,766.67</b>	<b>\$199,524,336.27</b>	<b>\$159,793,569.60</b>	<b>19.9%</b>
<b>EXPENDITURES PAID</b>					
Educational Fund					
Salaries (-)	\$7,424,827.83	\$14,371,601.98	\$98,583,552.87	\$84,211,950.89	14.6%
Employee Benefits (-)	\$1,435,526.83	\$996,753.56	\$18,099,544.00	\$17,102,790.44	5.5%
Purchased Services (-)	\$239,105.60	\$501,687.79	\$3,289,451.00	\$2,787,763.21	15.3%
Supplies and Materials (-)	\$779,150.81	\$1,140,504.38	\$8,411,099.75	\$7,270,595.37	13.6%
Capital Outlay (-)	\$72,524.00	\$95,384.00	\$42,579.00	(\$52,805.00)	224.0%

Operating Statement with Budget

**CUSD No. 5, McLean and Woodford Counties, Illinois**

**Unit 5 Treasurer's Report For the Period 08/01/2023 through 08/31/2023**

Fiscal Year: 2023-2024

	<u>08/01/2023 - 08/31/2023</u>	<u>Year To Date</u>	<u>Budget</u>	<u>Budget Balance</u>	
Other Objects (-)	\$244,025.08	\$289,762.69	\$4,912,107.00	\$4,622,344.31	5.9%
Non-Capitalized Equipment (-)	\$0.00	\$23,338.41	\$156,928.00	\$133,589.59	14.9%
Sub-total : Educational Fund	(\$10,195,160.15)	(\$17,419,032.81)	(\$133,495,261.62)	(\$116,076,228.81)	13.0%
<b>Operations &amp; Maintenance Fund</b>					
Salaries (-)	\$586,350.16	\$1,157,790.85	\$6,692,022.15	\$5,534,231.30	17.3%
Employee Benefits (-)	\$201,670.88	\$214,822.45	\$1,103,844.00	\$889,021.55	19.5%
Purchased Services (-)	\$251,216.30	\$333,917.01	\$1,420,895.00	\$1,086,977.99	23.5%
Supplies and Materials (-)	\$371,578.02	\$680,074.05	\$3,620,302.00	\$2,940,227.95	18.8%
Capital Outlay (-)	\$69,683.43	\$85,649.43	\$637,798.00	\$552,148.57	13.4%
Other Objects (-)	\$0.00	\$0.00	\$2,454.00	\$2,454.00	0.0%
Non-Capitalized Equipment (-)	\$0.00	\$0.00	\$1,775.00	\$1,775.00	0.0%
Sub-total : Operations & Maintenance Fund	(\$1,480,498.79)	(\$2,472,253.79)	(\$13,479,090.15)	(\$11,006,836.36)	18.3%
<b>Debt Service Fund</b>					
Other Objects (-)	\$783,924.55	\$1,143,490.11	\$37,218,547.47	\$36,075,057.36	3.1%
Sub-total : Debt Service Fund	(\$783,924.55)	(\$1,143,490.11)	(\$37,218,547.47)	(\$36,075,057.36)	3.1%
<b>Transportation Fund</b>					
Salaries (-)	\$14,841.21	\$27,990.50	\$234,718.72	\$206,728.22	11.9%
Employee Benefits (-)	\$3,507.42	\$2,293.02	\$57,919.00	\$55,625.98	4.0%
Purchased Services (-)	\$1,271,283.22	\$1,272,903.83	\$13,008,685.00	\$11,735,781.17	9.8%
Supplies and Materials (-)	\$69,821.79	\$70,139.75	\$1,669,002.00	\$1,598,862.25	4.2%
Capital Outlay (-)	\$29,814.26	\$157,942.73	\$2,777,574.47	\$2,619,631.74	5.7%
Other Objects (-)	\$0.00	\$46,224.00	\$48,224.00	\$2,000.00	95.9%
Non-Capitalized Equipment (-)	\$5,472.91	\$5,472.91	\$23,380.00	\$17,907.09	23.4%
Sub-total : Transportation Fund	(\$1,394,740.81)	(\$1,582,966.74)	(\$17,819,503.19)	(\$16,236,536.45)	8.9%
<b>Social Security Fund</b>					
Employee Benefits (-)	\$233,761.98	\$464,486.06	\$2,902,286.00	\$2,437,799.94	16.0%
Sub-total : Social Security Fund	(\$233,761.98)	(\$464,486.06)	(\$2,902,286.00)	(\$2,437,799.94)	16.0%
<b>Municipal Retirement Fund</b>					
Employee Benefits (-)	\$129,924.08	\$263,708.03	\$1,863,998.00	\$1,600,289.97	14.1%
Sub-total : Municipal Retirement Fund	(\$129,924.08)	(\$263,708.03)	(\$1,863,998.00)	(\$1,600,289.97)	14.1%
<b>Tort Immunity Fund</b>					
Salaries (-)	\$212,575.09	\$426,392.59	\$2,584,048.00	\$2,157,655.41	16.5%
Employee Benefits (-)	\$51,437.12	\$106,680.20	\$1,047,185.00	\$940,504.80	10.2%
Purchased Services (-)	\$122,717.69	\$196,009.01	\$2,424,054.00	\$2,228,044.99	8.1%
Supplies and Materials (-)	\$19,726.99	\$19,726.99	\$40,769.00	\$21,042.01	48.4%
Capital Outlay (-)	\$35,900.00	\$35,900.00	\$84,324.00	\$48,424.00	42.6%
Other Objects (-)	\$150.00	\$28,664.00	\$100,458.00	\$71,794.00	28.5%
Non-Capitalized Equipment (-)	\$0.00	\$0.00	\$150,000.00	\$150,000.00	0.0%
Sub-total : Tort Immunity Fund	(\$442,506.89)	(\$813,372.79)	(\$6,430,838.00)	(\$5,617,465.21)	12.6%
<b>Life Safety Fund</b>					
Purchased Services (-)	\$75,927.40	\$87,085.90	\$280,000.00	\$192,914.10	31.1%
Capital Outlay (-)	\$385,012.38	\$385,012.38	\$1,350,000.00	\$964,987.62	28.5%

Operating Statement with Budget

**CUSD No. 5, McLean and Woodford Counties, Illinois**

**Unit 5 Treasurer's Report For the Period 08/01/2023 through 08/31/2023**

Fiscal Year: 2023-2024

	<u>08/01/2023 - 08/31/2023</u>	<u>Year To Date</u>	<u>Budget</u>	<u>Budget Balance</u>	
Sub-total : Life Safety Fund	(\$460,939.78)	(\$472,098.28)	(\$1,630,000.00)	(\$1,157,901.72)	29.0%
<b>Total : EXPENDITURES PAID</b>	<b>(\$15,121,457.03)</b>	<b>(\$24,631,408.61)</b>	<b>(\$214,839,524.43)</b>	<b>(\$190,208,115.82)</b>	<b>11.5%</b>
<b>OTHER FINANCING SOURCES (USES)</b>					
Educational Fund					
Transfers In (+)	\$0.00	\$0.00	\$11,200,000.00	\$11,200,000.00	0.0%
Transfers Out (-)	\$7,394.60	\$379,981.36	\$558,007.11	\$178,025.75	68.1%
Sub-total : Educational Fund	(\$7,394.60)	(\$379,981.36)	\$10,641,992.89	\$11,021,974.25	3.6%
Operations & Maintenance Fund					
Capital Lease Proceeds (+)	\$0.00	\$0.00	\$132,798.00	\$132,798.00	0.0%
Transfers Out (-)	\$0.00	\$0.00	\$122,122.86	\$122,122.86	0.0%
Sub-total : Operations & Maintenance Fund	\$0.00	\$0.00	\$10,675.14	\$10,675.14	0.0%
Debt Service Fund					
Transfers In (+)	\$7,394.60	\$379,981.36	\$680,129.97	\$300,148.61	55.9%
Sub-total : Debt Service Fund	\$7,394.60	\$379,981.36	\$680,129.97	\$300,148.61	55.9%
Transportation Fund					
Capital Lease Proceeds (+)	\$0.00	\$128,128.47	\$128,128.47	\$0.00	100.0%
Transfers In (+)	\$0.00	\$0.00	\$5,149,446.00	\$5,149,446.00	0.0%
Sub-total : Transportation Fund	\$0.00	\$128,128.47	\$5,277,574.47	\$5,149,446.00	2.4%
Working Cash Fund					
Transfers Out (-)	\$0.00	\$0.00	\$16,349,446.00	\$16,349,446.00	0.0%
Sub-total : Working Cash Fund	\$0.00	\$0.00	(\$16,349,446.00)	(\$16,349,446.00)	0.0%
Tort Immunity Fund					
Proceeds From Capital Asset Disposal (+)	\$0.00	\$3,923.81	\$0.00	(\$3,923.81)	0.0%
Sub-total : Tort Immunity Fund	\$0.00	\$3,923.81	\$0.00	(\$3,923.81)	0.0%
<b>Total : OTHER FINANCING SOURCES (USES)</b>	<b>\$0.00</b>	<b>\$132,052.28</b>	<b>\$260,926.47</b>	<b>\$128,874.19</b>	<b>50.6%</b>
<b>NET CHANGE IN FUND BALANCE</b>	<b>\$17,242,937.36</b>	<b>\$15,231,410.34</b>	<b>(\$15,054,261.69)</b>	<b>(\$30,285,672.03)</b>	<b>101.2%</b>

End of Report

**CUSD No. 5, McLean and Woodford Counties, Illinois**

**Unit 5 Self-Funded Insurance As of 08/31/2023**

Fiscal Year: 2023-2024

---

**ASSETS**

Current Assets

Cash In Bank (+) \$1,700,857.87

Accounts Receivable (+) \$24,674.50

Sub-total : Current Assets \$1,725,532.37

**Total : ASSETS**

\$1,725,532.37

**FUND BALANCE**

Fund Balance

Fund Balance (+) \$2,886,512.59

Sub-total : Fund Balance \$2,886,512.59

NET CHANGE IN FUND BALANCE

NET CHANGE IN FUND BALANCE (+) (\$1,160,980.22)

Sub-total : NET CHANGE IN FUND BALANCE (\$1,160,980.22)

**Total : FUND BALANCE**

\$1,725,532.37

**Total LIABILITIES + FUND BALANCE**

\$1,725,532.37

End of Report

**CUSD No. 5, McLean and Woodford Counties, Illinois**

**Unit 5 Self-Funded Insurance For the Period 08/01/2023 through 08/31/2023**

Fiscal Year: 2023-2024

	08/01/2023 - 08/31/2023	Year To Date
<b>REVENUE COLLECTED</b>		
Revenue From Payroll		
Board Contributions (+)	\$318,771.00	\$2,238,114.50
Employee Contributions (+)	\$75,164.02	\$515,209.88
Sub-total : Revenue From Payroll	<u>\$393,935.02</u>	<u>\$2,753,324.38</u>
Revenue From Other Sources		
Retiree Contributions (+)	(\$493.20)	(\$1,152.20)
Cobra Contributions (+)	\$2,583.69	\$5,167.69
Interest & Dividends (+)	\$5,561.70	\$15,580.78
Sub-total : Revenue From Other Sources	<u>\$7,652.19</u>	<u>\$19,596.27</u>
<b>Total : REVENUE COLLECTED</b>	<u>\$401,587.21</u>	<u>\$2,772,920.65</u>
<b>EXPENDITURES PAID</b>		
Operating Expenditures		
Heath Ins Claims (-)	\$2,100,955.63	\$3,617,732.83
HSA Contributions (-)	\$8,385.48	\$12,628.22
Health Ins Admin Fees (-)	\$88,529.21	\$185,037.04
Other Fees & Expense (-)	\$111,212.78	\$118,502.78
Sub-total : Operating Expenditures	<u>(\$2,309,083.10)</u>	<u>(\$3,933,900.87)</u>
<b>Total : EXPENDITURES PAID</b>	<u>(\$2,309,083.10)</u>	<u>(\$3,933,900.87)</u>
<b>NET CHANGE IN FUND BALANCE</b>	<u>(\$1,907,495.89)</u>	<u>(\$1,160,980.22)</u>

End of Report

**2023-2024 IMRF Compensation Report  
McLean County USD 5**

Name	Position Description	Base Salary	Vacation Days	Sick Days	Bonuses	Other Benefits	Other Compensation	Total Compensation
Adelman, Joseph R	Executive Director of Operations	\$138,622.00	15.00	18.00	\$0.00	\$36,033.50	\$4,000.00	\$178,655.50
Behrens, Dustin C	Network Administrator	\$83,682.29	15.00	14.00	\$0.00	\$14,735.09	\$0.00	\$98,417.38
Bennett, Debra R	Technology Specialist - Level II	\$64,870.34	15.00	14.00	\$0.00	\$13,348.61	\$0.00	\$78,218.95
Brown, Dayna Robyn	Director of Communications and Community Relations	\$100,631.00	15.00	17.00	\$0.00	\$34,548.58	\$3,000.00	\$138,179.58
Conway, Jamie Marie	Occupational Therapist	\$78,670.23	-	12.00	\$0.00	\$14,501.44	\$1,681.23	\$94,852.90
Fair, Ann M	Operations Coordinator	\$66,237.16	15.00	17.00	\$0.00	\$16,867.01	\$595.50	\$83,699.67
Hickman, Martin S	Chief Financial Officer	\$178,535.55	15.00	16.00	\$0.00	\$36,322.90	\$2,000.00	\$216,858.45
Hicks, Norman V	Manager of Special Maintenance for Grounds	\$80,838.00	15.00	16.00	\$0.00	\$22,853.51	\$1,500.00	\$105,191.51
Hoerr, Thomas Dean III	Director of Financial Services	\$109,695.00	15.00	16.00	\$0.00	\$26,325.56	\$0.00	\$136,020.56
Honzel, Kelly Jean	Occupational Therapist	\$85,800.42	-	12.00	\$0.00	\$15,003.16	\$1,500.00	\$102,303.58
Knudson, Kendel	Occupational Therapist	\$75,648.03	-	12.00	\$0.00	\$14,283.98	\$1,693.66	\$91,625.67
Kozik, Christopher Andrew	Data Systems Operator	\$79,905.11	15.00	14.00	\$0.00	\$14,434.12	\$0.00	\$94,339.23
Kuebrich, Jennifer L	Occupational Therapist	\$81,885.21	-	12.00	\$0.00	\$14,748.67	\$1,890.78	\$98,524.66
Melton, Jerry D	Warehouse Mechanic	\$66,991.36	-	14.00	\$0.00	\$13,581.74	\$6.12	\$80,579.22
Montgomery, Craig A	Director of Custodial Operations	\$102,221.76	15.00	17.00	\$0.00	\$21,210.04	\$0.00	\$123,431.80
Morton, Jennifer M	Assistant Food Service Director	\$62,980.07	15.00	16.00	\$0.00	\$16,909.51	\$0.00	\$79,889.58
Myers, Kyle A	Special Maintenance Day Electrical	\$72,051.20	-	14.00	\$0.00	\$5,397.86	\$2,605.20	\$80,054.26
Omachel, Candid	Payroll Manager	\$84,000.00	15.00	16.00	\$0.00	\$19,489.23	\$0.00	\$103,489.23
Rewerts, JoAnna R	Director of Food Services	\$95,400.00	15.00	16.00	\$0.00	\$19,562.37	\$0.00	\$114,962.37
Richards, Douglas A	Systems Integration Analyst	\$70,000.00	15.00	14.00	\$0.00	\$13,718.94	\$0.00	\$83,718.94
Richardson, Micheal Curt	Attorney	\$166,495.00	15.00	16.00	\$0.00	\$40,428.89	\$5,000.00	\$211,923.89
Rockwell, Thomas K	Manager of Special Maintenance for HVAC	\$80,838.00	15.00	16.00	\$0.00	\$22,704.35	\$1,250.00	\$104,792.35
Schumer, David C	Technology Coordinator	\$113,130.79	15.00	16.00	\$0.00	\$22,548.77	\$0.00	\$135,679.56
Stanley, Mary A	Admin Assistant - Production/Technology	\$62,960.00	20.00	120.00	\$0.00	\$13,268.60	\$0.00	\$76,228.60
Vale, Angela Gwyn	Assistant Food Service Director	\$68,145.00	15.00	14.00	\$0.00	\$17,027.85	\$0.00	\$85,172.85
Weakly, Shelly	Physical Therapist	\$81,094.64	-	12.00	\$0.00	\$14,634.19	\$1,096.01	\$96,824.84
Wilks, Monica Louise	Director of Human Resources	\$100,000.00	15.00	16.00	\$0.00	\$22,152.06	\$4,500.00	\$126,652.06
Zobel, Daniel B	Senior System Admininstrator	\$86,886.87	15.00	14.00	\$0.00	\$15,396.35	\$0.00	\$102,283.22

207

**2023-2024 Certified Administrator and Teacher Salary and Benefits Report**  
**McLean County USD 5**

Name	Position Description	Base Salary	Vacation Days	Sick Days	Bonuses	Annuities	Retirement Enhancements	Other Benefits	Other Compensation	Total Compensation
Abner, Megan L	Teacher - Grade 4	\$60,271.00	0.00	96.00	\$0.00	\$0.00	\$8,852.67	\$8,700.00	\$61.62	\$77,885.29
Adams, Candice Fern	Teacher - Speech/Language Pathologist	\$102,320.63	0.00	112.00	\$0.00	\$0.00	\$4,000.32	\$8,700.00	\$1,685.40	\$116,706.35
Adams, Mckenzie Kay	Teacher - Grade 7 - Language Arts	\$45,565.00	0.00	96.00	\$0.00	\$0.00	\$1,790.50	\$8,700.00	\$370.66	\$56,426.16
Aeilts, Teresa	Guidance Counselor	\$75,378.00	0.00	96.00	\$0.00	\$0.00	\$2,923.13	\$8,700.00	\$628.15	\$87,629.28
Ahrens, Tamara Kay	Nurse	\$58,262.00	0.00	96.00	\$0.00	\$0.00	\$2,290.68	\$8,700.00	\$1,294.71	\$70,547.39
Akyuz, Ali	Teacher - Art	\$60,271.00	0.00	96.00	\$0.00	\$0.00	\$2,318.16	\$8,700.00	\$0.00	\$71,289.16
Albrechtsen, Donette Britton	Teacher - LBS1 - Special Education	\$61,958.00	0.00	112.00	\$0.00	\$0.00	\$2,748.63	\$8,700.00	\$2,703.93	\$76,110.56
Albritton, Kathryn Ann	Teacher - Grade 3	\$92,656.00	0.00	112.00	\$0.00	\$0.00	\$3,636.25	\$8,700.00	\$1,884.00	\$106,876.25
Alcorn, Stephanie D	Teacher - LBS1 - Special Education	\$81,405.00	0.00	112.00	\$0.00	\$0.00	\$3,209.97	\$8,700.00	\$1,281.68	\$94,596.65
Alexander, Jason Paul	Teacher - Grade 2	\$77,387.00	0.00	112.00	\$0.00	\$0.00	\$3,007.44	\$8,700.00	\$804.00	\$89,898.44
Alt, Jessica L	Special Education Administrator	\$92,708.91	0.00	14.00	\$0.00	\$0.00	\$11,681.13	\$8,700.00	\$7,750.00	\$120,840.04
Alvarez, Annalysa	Teacher - Grade K - Bilingual-Spanish	\$53,681.00	0.00	96.00	\$0.00	\$0.00	\$7,882.80	\$8,700.00	\$0.00	\$70,263.80
Amaya, Elysia M	Substitute Certified	\$17,800.00	0.00	84.00	\$0.00	\$0.00	\$278.25	\$3,262.50	\$4,085.84	\$25,426.59
Anderson, Alexis Marie	Teacher - Grade 3	\$42,270.00	0.00	96.00	\$0.00	\$0.00	\$1,631.64	\$8,700.00	\$155.75	\$52,757.39
Anderson, Heather Marie	Teacher - Speech/Language Pathologist	\$81,405.00	0.00	112.00	\$0.00	\$0.00	\$3,219.58	\$8,700.00	\$1,716.96	\$95,041.54
Anderson, Kara E	Teacher - Grade 3	\$53,118.00	0.00	96.00	\$0.00	\$0.00	\$2,043.12	\$8,700.00	\$0.00	\$63,861.12
Anderson, Mary E	Teacher - Interventnist/Reading Recovery	\$75,378.00	0.00	112.00	\$0.00	\$0.00	\$7,800.96	\$8,700.00	\$0.00	\$91,878.96
Anderson, Shawn	Teacher - Grade 8 - Social Studies	\$91,237.38	0.00	112.00	\$0.00	\$0.00	\$3,509.03	\$8,700.00	\$0.00	\$103,446.41
Andres, Amanda Michelle	Teacher - LBS1 - Special Education	\$55,851.00	0.00	96.00	\$0.00	\$0.00	\$2,196.33	\$8,700.00	\$776.05	\$67,523.38
Angel, Britney K	Teacher - Grade 4	\$51,752.00	0.00	96.00	\$0.00	\$0.00	\$663.52	\$2,900.00	\$1,000.00	\$56,315.52
Aper, Mary A	Teacher - Grade 1	\$99,851.21	0.00	112.00	\$0.00	\$0.00	\$3,840.48	\$8,700.00	\$0.00	\$112,391.69
Arendt, Brittney L	Teacher - Grade Kindergarten	\$41,225.00	0.00	96.00	\$0.00	\$0.00	\$1,585.44	\$8,700.00	\$0.00	\$51,510.44
Armstrong Mitchell, Britta	Teacher - Grade Kindergarten	\$81,405.00	0.00	112.00	\$0.00	\$0.00	\$3,169.50	\$8,700.00	\$1,000.00	\$94,274.50
Armstrong, Amanda Renee	Teacher - English as Second Lang	\$55,208.00	0.00	96.00	\$0.00	\$0.00	\$2,169.49	\$8,700.00	\$1,210.63	\$67,288.12
Arnold, Nicholas Ryne	Teacher - Grade 6 - Social Studies/Langu	\$49,181.00	0.00	96.00	\$0.00	\$0.00	\$2,048.72	\$8,700.00	\$4,086.39	\$64,016.11
Arnold, Rebekah Louise	Teacher - Grade 3	\$63,806.00	0.00	112.00	\$0.00	\$0.00	\$2,454.24	\$8,700.00	\$0.00	\$74,960.24
Askins, Abigail	Teacher - Grade 2	\$50,386.00	0.00	96.00	\$0.00	\$0.00	\$1,938.00	\$8,700.00	\$0.00	\$61,024.00
Atteberry, Anne Marie	Teacher - Interventnist/Reading Recovery	\$81,405.00	0.00	112.00	\$0.00	\$0.00	\$8,463.41	\$8,700.00	\$1,000.00	\$99,568.41
Aubin, Chad Stephen	Teacher - Physical Education	\$61,958.00	0.00	96.00	\$0.00	\$0.00	\$2,928.65	\$8,700.00	\$14,192.22	\$87,778.87
Auskings, Erin Nicole	Teacher - Early Childhd (Self Cont ECE)	\$55,851.00	0.00	112.00	\$0.00	\$0.00	\$2,173.30	\$8,700.00	\$681.68	\$67,405.98
Babbs, Susan Danyelle	Teacher - LBS1 - Special Education	\$79,396.00	0.00	112.00	\$0.00	\$0.00	\$3,132.40	\$8,700.00	\$2,235.84	\$93,464.24
Bach, Avery	Teacher - Grade 1	\$42,270.00	0.00	96.00	\$0.00	\$0.00	\$6,211.30	\$8,700.00	\$108.48	\$57,289.78
Backe, Maureen Elizabeth	Director of Elementary Education	\$125,540.00	15.00	18.00	\$0.00	\$4,200.00	\$15,007.71	\$8,665.00	\$3,500.00	\$156,912.71
Bafna, Sarika	Teacher - English as Second Lang	\$67,985.00	0.00	112.00	\$0.00	\$0.00	\$2,614.80	\$8,700.00	\$0.00	\$79,299.80
Bain, Leeann Janette	Teacher - Grade 5	\$54,485.00	0.00	96.00	\$0.00	\$0.00	\$2,299.01	\$8,700.00	\$5,297.21	\$70,781.22
Baker, LaTishia Marie	Teacher - Social Science	\$89,602.00	0.00	112.00	\$0.00	\$0.00	\$3,484.85	\$8,700.00	\$1,000.00	\$102,786.85
Baldwin, Jolene Joan	Psychologist	\$94,062.00	0.00	112.00	\$0.00	\$0.00	\$3,677.82	\$8,700.00	\$1,567.70	\$108,007.52
Baldwin, Mary Esther	Teacher - Spanish	\$101,736.01	0.00	112.00	\$0.00	\$0.00	\$4,039.68	\$8,700.00	\$3,296.64	\$117,772.33
Banks, Stephanie A	Teacher - Grade 5	\$94,062.00	0.00	112.00	\$0.00	\$0.00	\$3,655.98	\$8,700.00	\$1,000.00	\$107,417.98
Barbeau, Kimberly Ann	Teacher - Grade 8 - Math	\$77,387.00	0.00	112.00	\$0.00	\$0.00	\$3,129.60	\$8,700.00	\$3,978.00	\$93,194.60
Barnard, Jeffrey Dale	Assistant Principal	\$81,245.78	0.00	14.00	\$0.00	\$0.00	\$9,376.34	\$8,700.00	\$2,000.00	\$101,322.12
Barnes, Marivic Balberona	Teacher - LBS1 - Special Education	\$60,833.00	0.00	96.00	\$0.00	\$0.00	\$2,339.76	\$8,700.00	\$0.00	\$71,872.76
Barrettsmith, Stacy J	Teacher - Grade 2	\$60,271.00	0.00	112.00	\$0.00	\$0.00	\$2,318.16	\$8,700.00	\$0.00	\$71,289.16
Bartels, Lisa Dawn	Teacher - Physical Education	\$81,405.00	0.00	112.00	\$0.00	\$0.00	\$3,135.22	\$8,700.00	\$108.48	\$93,348.70
Barth, Emma F	Teacher - LBS1 - Special Education	\$39,405.56	0.00	96.00	\$0.00	\$0.00	\$2,093.04	\$2,900.00	\$1,000.00	\$45,398.60
Batty, Ronda K	Teacher - MTSS Interventionist	\$99,851.21	0.00	112.00	\$0.00	\$0.00	\$14,662.79	\$8,700.00	\$0.00	\$123,214.00
Batty, Sydney	Teacher - General Science	\$45,886.00	0.00	96.00	\$0.00	\$0.00	\$1,764.72	\$8,700.00	\$0.00	\$56,350.72
Beaty, Shawn M	Teacher - General Math	\$87,593.00	0.00	112.00	\$0.00	\$0.00	\$3,611.58	\$8,700.00	\$6,304.00	\$106,208.58
Beaver, Matthew P	Teacher - Physical Education	\$60,271.00	0.00	112.00	\$0.00	\$0.00	\$2,356.62	\$8,700.00	\$1,000.00	\$72,327.62
Becker, Sarah J	Teacher - LBS1 - Special Education	\$54,163.00	0.00	96.00	\$0.00	\$0.00	\$2,091.12	\$8,700.00	\$201.00	\$65,155.12
Beckman, Elizabeth Logan	Teacher - Grade 6 - Science/Language Art	\$94,062.00	0.00	112.00	\$0.00	\$0.00	\$3,713.58	\$8,700.00	\$2,500.00	\$108,975.58
Beddigs, Krista	Teacher - Instrumental Music	\$69,512.00	0.00	112.00	\$0.00	\$0.00	\$2,734.04	\$8,700.00	\$1,583.13	\$82,529.17
Bedell, Jennifer Elizabeth	Teacher - Grade 1	\$61,476.00	0.00	112.00	\$0.00	\$0.00	\$2,402.94	\$8,700.00	\$1,000.00	\$73,578.94
Beemer, Lori L	Teacher - Grade 4	\$99,711.63	0.00	112.00	\$0.00	\$0.00	\$3,834.97	\$8,700.00	\$0.00	\$112,246.60
Beer, Julia Renee	Teacher - Vocal Music	\$77,387.00	0.00	96.00	\$0.00	\$0.00	\$3,095.04	\$8,700.00	\$3,094.00	\$92,276.04
Beggs, Elizabeth Sue	Teacher - LBS1 - Special Education	\$55,208.00	0.00	96.00	\$0.00	\$0.00	\$2,133.79	\$8,700.00	\$276.31	\$66,318.10
Beirne, Corey Thomas John	Teacher - Vocal Music	\$75,378.00	0.00	96.00	\$0.00	\$0.00	\$2,956.56	\$8,700.00	\$1,500.00	\$88,534.56
Belt, Christopher Mckinley	Teacher - English	\$58,422.00	0.00	112.00	\$0.00	\$0.00	\$2,249.90	\$8,700.00	\$72.32	\$69,444.22
Benedict, Julie Ann	Teacher - Grade Kindergarten	\$79,899.20	0.00	112.00	\$0.00	\$0.00	\$3,072.96	\$8,700.00	\$0.00	\$91,672.16
Bennett, Haley M	Teacher - LBS1 - Special Education	\$41,000.00	0.00	96.00	\$0.00	\$0.00	\$1,585.17	\$8,700.00	\$56.94	\$51,342.11
Bennett, Tara Marie	Teacher - EL Enrollment & Support Specialist	\$92,656.00	0.00	112.00	\$0.00	\$0.00	\$13,804.29	\$8,700.00	\$5,147.56	\$120,307.85
Bennington, Marlys	Principal	\$125,969.34	0.00	14.00	\$0.00	\$0.00	\$14,255.54	\$8,700.00	\$595.50	\$149,520.38

208

**2023-2024 Certified Administrator and Teacher Salary and Benefits Report**  
**McLean County USD 5**

Name	Position Description	Base Salary	Vacation Days	Sick Days	Bonuses	Annuities	Retirement Enhancements	Other Benefits	Other Compensation	Total Compensation
Bensko, Josie Dee	Certified Leave Positions- Unpaid	\$0.00	0.00	96.00	\$0.00	\$0.00	\$0.00	\$0.00	\$0.00	\$0.00
Beoletto, Lacey Nicole	Teacher - LBS1 - Special Education	\$64,289.00	0.00	96.00	\$0.00	\$0.00	\$2,488.41	\$8,700.00	\$422.52	\$75,899.93
Berardi, Anthony S	Teacher - Social Science	\$68,628.00	0.00	112.00	\$0.00	\$0.00	\$2,677.98	\$8,700.00	\$1,000.00	\$81,005.98
Bergmann, John D	Teacher - General Science	\$94,062.00	0.00	112.00	\$0.00	\$0.00	\$3,825.78	\$8,700.00	\$5,418.63	\$112,006.41
Bernardini, Tiffany M	Teacher - Spanish	\$44,314.00	0.00	96.00	\$0.00	\$0.00	\$1,708.66	\$8,700.00	\$120.54	\$54,843.20
Betancourt, Elizabeth N	Teacher - English as Second Lang	\$41,000.00	0.00	96.00	\$0.00	\$0.00	\$1,576.81	\$8,700.00	\$0.00	\$51,276.81
Bierbaum, John Ryan	Teacher - Social Science	\$81,405.00	0.00	112.00	\$0.00	\$0.00	\$3,397.08	\$8,700.00	\$6,938.75	\$100,440.83
Birchler, Caryn Dawn	Teacher - LBS1 - Special Education	\$51,752.00	0.00	96.00	\$0.00	\$0.00	\$664.92	\$2,900.00	\$1,036.16	\$56,353.08
Birky, Alicia M	Teacher - Grade 2	\$73,530.00	0.00	112.00	\$0.00	\$0.00	\$2,828.16	\$8,700.00	\$0.00	\$85,058.16
Birsa, Paula Jean	Nurse	\$66,957.94	0.00	112.00	\$0.00	\$0.00	\$2,632.66	\$8,700.00	\$1,487.95	\$79,778.55
Bishop, Sarah Tretter	Teacher - LBS1 - Special Education	\$47,975.00	0.00	96.00	\$0.00	\$0.00	\$1,845.35	\$8,700.00	\$0.00	\$58,520.35
Bishop, Stephanie A	Teacher - Physical Education	\$94,062.00	0.00	112.00	\$0.00	\$0.00	\$3,761.71	\$8,700.00	\$3,757.63	\$110,281.34
Black, Christine E	Teacher - Speech/Language Pathologist	\$95,305.70	0.00	112.00	\$0.00	\$0.00	\$3,751.97	\$8,700.00	\$1,698.88	\$109,456.55
Blair, Annetta M	Teacher - Grade 4	\$58,583.00	0.00	96.00	\$0.00	\$0.00	\$2,253.12	\$8,700.00	\$0.00	\$69,536.12
Blanchard, Pamela J	Teacher - Grade 1	\$45,565.00	0.00	96.00	\$0.00	\$0.00	\$1,752.48	\$8,700.00	\$0.00	\$56,017.48
Blaum, Melissa Marie	Teacher - Speech/Language Pathologist	\$81,405.00	0.00	112.00	\$0.00	\$0.00	\$3,246.66	\$8,700.00	\$2,152.09	\$95,503.75
Blue, Melynda Ann	Teacher - LBS1 - Special Education	\$52,958.00	0.00	96.00	\$0.00	\$0.00	\$2,040.61	\$8,700.00	\$105.63	\$63,804.24
Bluhm, Katherine A	Guidance Counselor	\$69,512.00	0.00	96.00	\$0.00	\$0.00	\$2,717.93	\$8,700.00	\$1,158.53	\$82,088.46
Boehm, Kimberley Ruth	Teacher - Orchestra	\$55,208.00	0.00	96.00	\$0.00	\$0.00	\$2,221.42	\$8,700.00	\$4,955.99	\$71,085.41
Boenzi, Jonathan D	Teacher - General Math	\$42,270.00	0.00	96.00	\$0.00	\$0.00	\$1,937.17	\$8,700.00	\$8,134.00	\$61,041.17
Bogner, Amy Lynn	Teacher - LBS1 - Special Education	\$94,062.00	0.00	112.00	\$0.00	\$0.00	\$3,655.98	\$8,700.00	\$1,000.00	\$107,417.98
Bohl, Karen D	Teacher - LBS1 - Special Education	\$103,657.90	0.00	112.00	\$0.00	\$0.00	\$3,990.61	\$8,700.00	\$105.63	\$116,454.14
Bokesch-Parsons, Charlene L	Teacher - Orientation to Business	\$61,958.00	0.00	96.00	\$0.00	\$0.00	\$2,398.15	\$8,700.00	\$105.63	\$73,161.78
Boline, Angela Renee	Teacher - Grade 3	\$69,673.00	0.00	112.00	\$0.00	\$0.00	\$2,679.84	\$0.00	\$0.00	\$72,352.84
Bollmann, Brooke M	Guidance Counselor	\$77,387.00	0.00	112.00	\$0.00	\$0.00	\$3,034.35	\$8,700.00	\$1,504.75	\$90,626.10
Bols, Rebecca Marie	Teacher - Grade 1	\$41,000.00	0.00	96.00	\$0.00	\$0.00	\$1,576.81	\$8,700.00	\$0.00	\$51,276.81
Bordner, Kelly L	Teacher - Interventionist - Math	\$87,593.00	0.00	112.00	\$0.00	\$0.00	\$3,407.58	\$8,700.00	\$1,000.00	\$100,700.58
Borne, Tiffany	Teacher - Grade 6 - Language Arts	\$50,386.00	0.00	96.00	\$0.00	\$0.00	\$1,942.97	\$8,700.00	\$140.84	\$61,169.81
Borrull, Papachya	Teacher - LBS1 - Special Education	\$64,610.00	0.00	96.00	\$0.00	\$0.00	\$2,484.96	\$8,700.00	\$0.00	\$75,794.96
Borst, Edward A	Teacher - Band	\$67,503.00	0.00	96.00	\$0.00	\$0.00	\$2,645.76	\$8,700.00	\$1,286.00	\$80,134.76
Bostic, Nathaniel Robert	Teacher - Grade 8 - Science	\$73,369.00	0.00	112.00	\$0.00	\$0.00	\$2,823.55	\$8,700.00	\$36.13	\$84,928.68
Boudeman, Jenna Leigh	Teacher - LBS1 - Special Education	\$88,638.00	0.00	112.00	\$0.00	\$0.00	\$3,409.20	\$8,700.00	\$0.00	\$100,747.20
Bovenkerk, Bradley Alan	Teacher - English	\$67,985.00	0.00	112.00	\$0.00	\$0.00	\$2,682.96	\$8,700.00	\$1,768.00	\$81,135.96
Bovenkerk, Katherine J	Teacher - English	\$71,682.00	0.00	112.00	\$0.00	\$0.00	\$2,826.67	\$8,700.00	\$1,845.63	\$85,054.30
Bowman, Erin Marie	Teacher - LBS1 - Special Education	\$79,396.00	0.00	112.00	\$0.00	\$0.00	\$3,078.81	\$8,700.00	\$176.05	\$91,350.86
Boyd, Lora Beth	Teacher - Instructional Coach	\$93,536.78	0.00	112.00	\$0.00	\$0.00	\$3,597.36	\$8,700.00	\$0.00	\$105,834.14
Bozarth, Megan E	Principal	\$94,679.34	0.00	14.00	\$0.00	\$0.00	\$11,006.79	\$11,739.50	\$0.00	\$117,425.63
Bozarth, Samantha	Teacher - Speech/Language Pathologist	\$51,109.00	0.00	96.00	\$0.00	\$0.00	\$2,033.75	\$8,700.00	\$1,767.97	\$63,610.72
Braman, Rebecca Jane	Teacher - Grade 2	\$83,414.00	0.00	112.00	\$0.00	\$0.00	\$3,208.32	\$8,700.00	\$0.00	\$95,322.32
Brand, Kara C	Teacher - LBS1 - Special Education	\$44,314.00	0.00	96.00	\$0.00	\$0.00	\$1,704.24	\$8,700.00	\$0.00	\$54,718.24
Brandt, Penny A	Nurse	\$56,895.00	0.00	96.00	\$0.00	\$0.00	\$2,188.32	\$8,700.00	\$0.00	\$67,783.32
Brawner, Natalie Michelle	Teacher - Grade Kindergarten	\$69,351.00	0.00	112.00	\$0.00	\$0.00	\$2,669.84	\$8,700.00	\$70.42	\$80,791.26
Breuning, Jeffrey S	Teacher - General Math	\$94,062.00	0.00	112.00	\$0.00	\$0.00	\$3,655.98	\$8,700.00	\$1,000.00	\$107,417.98
Brienen, Nicole E	Teacher - Grade 8 - Language Arts	\$49,181.00	0.00	96.00	\$0.00	\$0.00	\$1,906.62	\$8,700.00	\$105.63	\$59,893.25
Brigham, Amy B	Teacher - Grade 4	\$64,208.00	0.00	112.00	\$0.00	\$0.00	\$2,611.00	\$8,700.00	\$985.88	\$76,504.88
Broach, James C	Teacher - Grade 6 - Social Studies/Langu	\$94,062.00	0.00	112.00	\$0.00	\$0.00	\$3,682.76	\$8,700.00	\$1,708.13	\$108,152.89
Brobston, Stacy L	Teacher - LBS1 - Special Education	\$79,396.00	0.00	112.00	\$0.00	\$0.00	\$3,111.12	\$8,700.00	\$1,500.00	\$92,707.12
Bromfield, Madison L	Teacher - LBS1 - Special Education	\$41,000.00	0.00	96.00	\$0.00	\$0.00	\$525.60	\$2,900.00	\$1,000.00	\$45,425.60
Brown, Curtiss Henry	Teacher - Physical Ed/Driver Ed	\$81,405.00	0.00	112.00	\$0.00	\$0.00	\$3,301.16	\$8,700.00	\$4,732.26	\$98,138.42
Brown, Jill Lynette	Teacher - LBS1 - Special Education	\$81,405.00	0.00	112.00	\$0.00	\$0.00	\$3,169.50	\$8,700.00	\$1,000.00	\$94,274.50
Brown, Megan N	Teacher - Grade 3	\$77,387.00	0.00	112.00	\$0.00	\$0.00	\$2,991.84	\$8,700.00	\$400.00	\$89,478.84
Bruce, Amanda Christine	Teacher - Grade 8 - Math/Language Arts	\$77,387.00	0.00	96.00	\$0.00	\$0.00	\$2,989.22	\$8,700.00	\$354.00	\$89,430.22
Budak, Heather L	Teacher - Spanish	\$83,414.00	0.00	112.00	\$0.00	\$0.00	\$3,754.92	\$8,700.00	\$14,216.32	\$110,085.24
Budzinski, Ryan A	Teacher - Instrumental Music	\$65,414.00	0.00	112.00	\$0.00	\$0.00	\$2,906.76	\$8,700.00	\$10,173.87	\$87,194.63
Buhrow, Stephanie Grace	Psychologist	\$56,172.00	0.00	96.00	\$0.00	\$0.00	\$2,355.58	\$8,700.00	\$5,090.25	\$72,317.83
Burgess, Joe Franklin	Teacher - Orientation to Business	\$69,833.00	0.00	112.00	\$0.00	\$0.00	\$2,798.73	\$8,700.00	\$2,946.93	\$84,278.66
Burns, Jennifer S	Teacher - Grade 4	\$79,396.00	0.00	112.00	\$0.00	\$0.00	\$3,053.52	\$8,700.00	\$0.00	\$91,149.52
Burroughs, Jill A	Teacher - IMC Media Specialist	\$92,656.00	0.00	112.00	\$0.00	\$0.00	\$3,641.27	\$8,700.00	\$2,009.00	\$107,006.27
Burt, Michael B	Teacher - Chemistry	\$66,298.00	0.00	96.00	\$0.00	\$0.00	\$2,567.46	\$8,700.00	\$1,623.24	\$79,188.70
Byrd, Lisa M	Teacher - Grade 2	\$47,975.00	0.00	96.00	\$0.00	\$0.00	\$1,845.80	\$8,700.00	\$11.74	\$58,532.54
Caldwell, Kali Ann	Teacher - Grade 4	\$64,289.00	0.00	96.00	\$0.00	\$0.00	\$2,472.48	\$8,700.00	\$0.00	\$75,461.48
Callahan, Kaylee N	Teacher - LBS1 - Special Education	\$53,118.00	0.00	96.00	\$0.00	\$0.00	\$2,043.12	\$8,700.00	\$0.00	\$63,861.12

209

**2023-2024 Certified Administrator and Teacher Salary and Benefits Report**  
**McLean County USD 5**

Name	Position Description	Base Salary	Vacation Days	Sick Days	Bonuses	Annuities	Retirement Enhancements	Other Benefits	Other Compensation	Total Compensation
Cannon, Kristine Michelle	Teacher - MTSS Interventionist	\$69,673.00	0.00	112.00	\$0.00	\$0.00	\$10,378.32	\$8,700.00	\$1,000.00	\$89,751.32
Carden, Clinton Alec	Teacher - Physical Education	\$81,405.00	0.00	112.00	\$0.00	\$0.00	\$3,131.04	\$8,700.00	\$0.00	\$93,236.04
Cardiff, Angela R	Social Worker	\$79,396.00	0.00	112.00	\$0.00	\$0.00	\$3,074.95	\$8,700.00	\$567.65	\$91,738.60
Cardiff, Benjamin R	Teacher - LBS1 - Special Education	\$54,002.00	0.00	96.00	\$0.00	\$0.00	\$2,078.37	\$8,700.00	\$36.16	\$64,816.53
Carey, Kathleen Susan	Teacher - Grade 6 - Language Arts	\$79,396.00	0.00	112.00	\$0.00	\$0.00	\$3,057.25	\$8,700.00	\$105.63	\$91,258.88
Carlson, Denise Renee	Teacher - Grade 4	\$50,386.00	0.00	96.00	\$0.00	\$0.00	\$1,938.00	\$8,700.00	\$0.00	\$61,024.00
Carpen, Ingrid M	Teacher - Grade 7 - Science	\$41,000.00	0.00	96.00	\$0.00	\$0.00	\$525.60	\$2,900.00	\$1,000.00	\$45,425.60
Carter, Lyn Marie	Nurse	\$75,867.29	0.00	96.00	\$0.00	\$0.00	\$3,037.73	\$8,700.00	\$3,119.27	\$90,724.29
Carter, Paul W	Teacher - Instrumental Music	\$52,154.00	0.00	96.00	\$0.00	\$0.00	\$2,261.26	\$8,700.00	\$6,629.00	\$69,744.26
Castrejon, Emily L	Teacher - Grade 7 - Language Arts	\$55,208.00	0.00	96.00	\$0.00	\$0.00	\$2,510.45	\$8,700.00	\$0.00	\$66,418.45
Cattaneo, Alyssa	Teacher - Grade 8 - Science/Language Art	\$41,225.00	0.00	96.00	\$0.00	\$0.00	\$1,593.18	\$8,700.00	\$2,411.00	\$53,929.18
Causarano, Pei-ni	Teacher - English as Second Lang	\$71,682.00	0.00	96.00	\$0.00	\$0.00	\$2,814.48	\$8,700.00	\$1,500.00	\$84,696.48
Cave, Tammy A	Teacher - Early Childhd (Self Cont ECE)	\$83,414.00	0.00	112.00	\$0.00	\$0.00	\$3,215.77	\$8,700.00	\$211.26	\$95,541.03
Cawley, Kaylyn Michelle	Teacher - Grade 7 - Social Studies/Langu	\$75,378.00	0.00	112.00	\$0.00	\$0.00	\$3,004.69	\$8,700.00	\$2,757.63	\$89,840.32
Cerne Kaufman, Lauren Jessica	Teacher - Grade 2	\$83,414.00	0.00	112.00	\$0.00	\$0.00	\$3,208.32	\$8,700.00	\$0.00	\$95,322.32
Cerne, Amanda A	Teacher - Grade 2	\$51,752.00	0.00	96.00	\$0.00	\$0.00	\$663.52	\$5,800.00	\$1,000.00	\$59,215.52
Chalmers, Nathan Andrew	Teacher - Physical Education	\$83,414.00	0.00	112.00	\$0.00	\$0.00	\$3,208.32	\$8,700.00	\$0.00	\$95,322.32
Chambers, Jesse C	Teacher - General Science	\$50,627.00	0.00	96.00	\$0.00	\$0.00	\$1,947.36	\$8,700.00	\$0.00	\$61,274.36
Chapman, Carrie J	Director of Special Education	\$122,182.00	15.00	18.00	\$0.00	\$0.00	\$14,184.50	\$8,665.00	\$3,750.00	\$148,781.50
Chapman, Matthew Alan	Teacher - LBS1 - Special Education	\$81,405.00	0.00	112.00	\$0.00	\$0.00	\$3,713.32	\$8,700.00	\$15,144.00	\$108,962.32
Chase, Kristina Ann	Guidance Counselor	\$67,985.00	0.00	112.00	\$0.00	\$0.00	\$2,726.00	\$8,700.00	\$2,900.29	\$82,311.29
Chedister, Jennifer E	Teacher - LBS1 - Special Education	\$55,208.00	0.00	96.00	\$0.00	\$0.00	\$2,133.22	\$8,700.00	\$281.68	\$66,322.90
Cherry, Annette J	Nurse	\$58,101.00	0.00	96.00	\$0.00	\$0.00	\$2,284.29	\$8,700.00	\$1,291.14	\$70,376.43
Chessare, Lauren M	Teacher - English	\$73,369.00	0.00	112.00	\$0.00	\$0.00	\$2,824.94	\$8,700.00	\$78.63	\$84,972.57
Childers, Leonard James	Social Worker	\$64,610.00	0.00	96.00	\$0.00	\$0.00	\$2,732.23	\$8,700.00	\$6,674.54	\$82,716.77
Chinsky, Sara G	Teacher - Early Childhd (Self Cont ECE)	\$46,000.00	0.00	96.00	\$0.00	\$0.00	\$569.30	\$2,900.00	\$1,000.00	\$50,469.30
Chizmark, Rebecca	Teacher - LBS1 - Special Education	\$63,967.00	0.00	96.00	\$0.00	\$0.00	\$2,460.48	\$8,700.00	\$0.00	\$75,127.48
Chlebowski, Jennifer Susanne	Teacher - Literacy Specialist	\$88,638.00	0.00	112.00	\$0.00	\$0.00	\$13,196.40	\$8,700.00	\$2,415.46	\$112,949.86
Christopherson, Jeff S	Teacher - General Science	\$101,662.20	0.00	112.00	\$0.00	\$0.00	\$3,965.04	\$8,700.00	\$1,430.90	\$115,758.14
Clark, Anthony L	Assistant Principal	\$84,315.76	0.00	14.00	\$0.00	\$0.00	\$9,716.74	\$8,700.00	\$0.00	\$102,732.50
Clement, Margaret	Teacher - LBS1 - Special Education	\$64,610.00	0.00	96.00	\$0.00	\$0.00	\$2,505.60	\$8,700.00	\$194.55	\$76,010.15
Codron, Angela R	Principal	\$108,000.00	15.00	18.00	\$0.00	\$0.00	\$12,849.76	\$11,247.00	\$3,500.00	\$135,596.76
Coffey, Christopher John	Teacher - Physical Ed/Driver Ed	\$69,351.00	0.00	112.00	\$0.00	\$0.00	\$2,742.77	\$8,700.00	\$2,118.30	\$82,912.07
Cole, Jennifer M	Teacher - Social Science	\$63,806.00	0.00	96.00	\$0.00	\$0.00	\$2,618.74	\$8,700.00	\$4,299.68	\$79,424.42
Cole, Kelly M	Nurse	\$96,648.47	0.00	112.00	\$0.00	\$0.00	\$3,848.01	\$8,700.00	\$3,403.60	\$112,600.08
Collier, Amanda	Teacher - Grade 4	\$65,655.00	0.00	96.00	\$0.00	\$0.00	\$2,525.04	\$8,700.00	\$0.00	\$76,880.04
Collins, Sharon P	Assistant Principal	\$84,000.00	0.00	14.00	\$0.00	\$0.00	\$9,461.52	\$8,700.00	\$0.00	\$102,161.52
Comincioli, Carrie C	Teacher - Grade 5	\$55,851.00	0.00	96.00	\$0.00	\$0.00	\$2,148.00	\$8,700.00	\$0.00	\$66,699.00
Conrad, Andrew James	Teacher - Physical Education	\$52,797.00	0.00	96.00	\$0.00	\$0.00	\$2,032.27	\$8,700.00	\$36.16	\$63,565.43
Conway, Sara J	Teacher - LBS1 - Special Education	\$44,359.00	0.00	96.00	\$0.00	\$0.00	\$1,709.66	\$8,700.00	\$4,927.63	\$59,696.29
Cooper, Darrin M	Director of Teaching and Learning	\$122,170.00	15.00	18.00	\$0.00	\$0.00	\$14,609.88	\$12,200.00	\$4,000.00	\$152,979.88
Cooper, Kathy	Teacher - Grade Kindergarten	\$89,602.00	0.00	112.00	\$0.00	\$0.00	\$3,446.39	\$8,700.00	\$0.00	\$101,748.39
Copass, Joanna Kay	Teacher - LBS1 - Special Education	\$51,752.00	0.00	112.00	\$0.00	\$0.00	\$7,599.61	\$8,700.00	\$0.00	\$68,051.61
Copenhaver, Jill Kristen	Teacher - Grade Kindergarten	\$71,360.00	0.00	112.00	\$0.00	\$0.00	\$2,744.64	\$8,700.00	\$0.00	\$82,804.64
Corby, Jennifer Lee	Teacher - Grade 3	\$71,682.00	0.00	112.00	\$0.00	\$0.00	\$2,958.56	\$8,700.00	\$5,248.42	\$88,588.98
Cox, Holly M	Teacher - Grade Kindergarten	\$75,378.00	0.00	96.00	\$0.00	\$0.00	\$11,068.80	\$8,700.00	\$0.00	\$95,146.80
Cox, Kylea	Teacher - Speech/Language Pathologist	\$48,837.49	0.00	96.00	\$0.00	\$0.00	\$626.16	\$2,900.00	\$2,433.33	\$54,796.98
Coyle, Cynthia Marie	Teacher - Grade 7 - Language Arts	\$94,062.00	0.00	112.00	\$0.00	\$0.00	\$3,817.47	\$8,700.00	\$5,204.18	\$111,783.65
Cramer, Megan Jane	Teacher - Grade 5	\$67,985.00	0.00	112.00	\$0.00	\$0.00	\$2,684.40	\$8,700.00	\$1,804.00	\$81,173.40
Creamean, Erin D	Teacher - Grade 2	\$44,359.00	0.00	96.00	\$0.00	\$0.00	\$6,513.85	\$8,700.00	\$0.00	\$59,572.85
Cresci, Olivia Elizabeth	Teacher - LBS1 - Special Education	\$41,225.00	0.00	96.00	\$0.00	\$0.00	\$1,894.82	\$8,700.00	\$2,152.26	\$53,972.08
Crowder, Sarah A	Assistant Principal	\$70,999.55	0.00	14.00	\$0.00	\$0.00	\$8,278.80	\$8,700.00	\$2,500.00	\$90,478.35
Cruz, Aldahir	Teacher - Grade 8 - Math	\$41,225.00	0.00	96.00	\$0.00	\$0.00	\$1,586.79	\$8,700.00	\$35.21	\$51,547.00
Cruzan, Martin M	Teacher - Orientation to Ind Tech	\$60,271.00	0.00	96.00	\$0.00	\$0.00	\$2,343.91	\$8,700.00	\$669.68	\$71,984.59
Culbertson, Christina Marie	Teacher - English as Second Lang	\$55,369.00	0.00	96.00	\$0.00	\$0.00	\$2,188.29	\$8,700.00	\$1,536.16	\$67,793.45
Cunningham, Annette Suzanne	Teacher - Grade 1	\$88,638.00	0.00	112.00	\$0.00	\$0.00	\$3,422.51	\$8,700.00	\$350.86	\$101,111.37
Cunningham, Stephanie Lynn	Teacher - Art	\$81,405.00	0.00	112.00	\$0.00	\$0.00	\$3,132.59	\$8,700.00	\$50.86	\$93,288.45
Curby, Dana M	Teacher - Physical Education	\$94,062.00	0.00	112.00	\$0.00	\$0.00	\$3,761.71	\$8,700.00	\$3,757.63	\$110,281.34
Current, Mary D	Teacher - Grade 1	\$69,351.00	0.00	96.00	\$0.00	\$0.00	\$2,667.36	\$8,700.00	\$0.00	\$80,718.36
Dabler, Amy D	Teacher - Grade 6 - Social Studies/Langu	\$61,476.00	0.00	112.00	\$0.00	\$0.00	\$2,413.05	\$8,700.00	\$1,070.42	\$73,659.47
Dahlke, Julie T	Social Worker	\$71,360.00	0.00	96.00	\$0.00	\$0.00	\$2,744.64	\$8,700.00	\$0.00	\$82,804.64
Damery, Heather K	Teacher - Grade Kindergarten	\$81,405.00	0.00	112.00	\$0.00	\$0.00	\$3,207.53	\$8,700.00	\$1,992.48	\$95,305.01

210

**2023-2024 Certified Administrator and Teacher Salary and Benefits Report**  
**McLean County USD 5**

Name	Position Description	Base Salary	Vacation Days	Sick Days	Bonuses	Annuities	Retirement Enhancements	Other Benefits	Other Compensation	Total Compensation
Davenport, Leslie A	Principal	\$90,145.70	0.00	16.00	\$0.00	\$0.00	\$10,751.00	\$11,532.00	\$3,500.00	\$115,928.70
Davis, Kelly	Teacher - Grade 3	\$44,314.00	0.00	96.00	\$0.00	\$0.00	\$1,704.24	\$8,700.00	\$0.00	\$54,718.24
Davis, Krista A	Teacher - LBS1 - Special Education	\$49,181.00	0.00	96.00	\$0.00	\$0.00	\$1,895.17	\$8,700.00	\$105.63	\$59,881.80
Davis, Sylvester	Associate Principal	\$88,514.00	15.00	16.00	\$0.00	\$0.00	\$10,284.08	\$11,454.50	\$0.00	\$110,252.58
Davis, Wendy Leigh	Assistant Principal	\$97,606.00	0.00	14.00	\$0.00	\$0.00	\$10,298.68	\$10,465.00	\$0.00	\$118,369.68
Dawson, Katherine Lynn	Teacher - Grade Kindergarten	\$94,062.00	0.00	112.00	\$0.00	\$0.00	\$3,655.98	\$8,700.00	\$1,000.00	\$107,417.98
De Freese, Ashley Sue	Teacher - Interventnist/Reading Recovery	\$87,593.00	0.00	112.00	\$0.00	\$0.00	\$9,103.76	\$8,700.00	\$1,000.00	\$106,396.76
Deacon, Jill M	Nurse	\$65,976.00	0.00	96.00	\$0.00	\$0.00	\$2,580.05	\$8,700.00	\$2,599.59	\$79,855.64
Deal, Emily Elizabeth	Teacher - General Math	\$64,610.00	0.00	96.00	\$0.00	\$0.00	\$2,484.96	\$8,700.00	\$0.00	\$75,794.96
Debord, Jill Anne	Teacher - LBS1 - Special Education	\$48,377.00	0.00	96.00	\$0.00	\$0.00	\$1,943.09	\$8,700.00	\$2,341.47	\$61,361.56
Dehner, Meredith R	Social Worker	\$94,062.00	0.00	112.00	\$0.00	\$0.00	\$3,704.46	\$8,700.00	\$2,254.16	\$108,720.62
Denham, Theresa A	Teacher - Grade 7 - Language Arts	\$45,886.00	0.00	96.00	\$0.00	\$0.00	\$588.24	\$2,900.00	\$1,000.00	\$50,374.24
DesLauriers, Jacqueline E	Guidance Counselor	\$53,681.00	0.00	96.00	\$0.00	\$0.00	\$2,093.40	\$8,700.00	\$3,155.57	\$67,629.97
Deterding-Krueger, Hannah M	Social Worker	\$55,690.00	0.00	96.00	\$0.00	\$0.00	\$2,151.16	\$8,700.00	\$260.00	\$66,801.16
Deti, Megan N	Teacher - Grade 4	\$60,592.00	0.00	96.00	\$0.00	\$0.00	\$8,897.75	\$8,700.00	\$0.00	\$78,189.75
Di Vita, Margherita	Teacher - Orientation to FACS	\$79,396.00	0.00	112.00	\$0.00	\$0.00	\$3,127.25	\$8,700.00	\$1,919.21	\$93,142.46
Dickinson, Lindsey Megan	Teacher - Grade 8 - Math	\$73,530.00	0.00	112.00	\$0.00	\$0.00	\$2,828.16	\$8,700.00	\$0.00	\$85,058.16
Dillow, Nicole M	Teacher - Grade 1	\$81,405.00	0.00	112.00	\$0.00	\$0.00	\$3,131.04	\$8,700.00	\$0.00	\$93,236.04
Dischert, Susan Marie	Social Worker	\$94,062.00	0.00	112.00	\$0.00	\$0.00	\$3,773.88	\$8,700.00	\$4,067.70	\$110,603.58
Dixon, Ellen Norinne	Teacher - Speech/Language Pathologist	\$58,904.00	0.00	96.00	\$0.00	\$0.00	\$2,363.66	\$8,700.00	\$2,036.47	\$72,004.13
Dobbeck, Kaitlin M	Teacher - Vocal Music	\$41,000.00	0.00	96.00	\$0.00	\$0.00	\$525.60	\$2,900.00	\$1,000.00	\$45,425.60
Dobson, Erin	Teacher - Grade 7 - Social Studies	\$69,512.00	0.00	96.00	\$0.00	\$0.00	\$2,712.50	\$8,700.00	\$352.10	\$81,276.60
Dodds, Heidi C	Teacher - Early Childhd (Self Cont ECE)	\$45,565.00	0.00	96.00	\$0.00	\$0.00	\$1,769.87	\$8,700.00	\$492.94	\$56,527.81
Donovan, Lori A	Teacher - LBS1 - Special Education	\$83,414.00	0.00	112.00	\$0.00	\$0.00	\$3,208.32	\$8,700.00	\$0.00	\$95,322.32
Doty, Ashton C	Teacher - Grade 1	\$46,770.00	0.00	96.00	\$0.00	\$0.00	\$1,876.31	\$8,700.00	\$2,009.00	\$59,355.31
Drengwitz, Jason	Teacher - Orientation to Business	\$77,387.00	0.00	112.00	\$0.00	\$0.00	\$3,369.83	\$8,700.00	\$10,398.00	\$99,854.83
Drollinger, Sydney A	Teacher - LBS1 - Special Education	\$41,225.00	0.00	96.00	\$0.00	\$0.00	\$1,591.45	\$8,700.00	\$156.29	\$51,672.74
Dryer, Karen S	Teacher - LBS1 - Special Education	\$69,673.00	0.00	96.00	\$0.00	\$0.00	\$2,691.79	\$8,700.00	\$318.79	\$81,383.58
Duff, Julie A	Teacher - Grade 1	\$79,317.92	0.00	112.00	\$0.00	\$0.00	\$3,050.64	\$8,700.00	\$0.00	\$91,068.56
Duggins, Brian K	Guidance Counselor	\$68,225.00	0.00	112.00	\$0.00	\$0.00	\$2,746.22	\$8,700.00	\$3,179.52	\$82,850.74
Dunn, Emily	Teacher - LBS1 - Special Education	\$52,797.00	0.00	96.00	\$0.00	\$0.00	\$2,075.13	\$8,700.00	\$1,214.75	\$64,786.88
Durdan, Michelle M	Certified Leave Positions- Unpaid	\$0.00	0.00	112.00	\$0.00	\$0.00	\$0.00	\$0.00	\$0.00	\$0.00
Durdan-Levy, Ashley M	Teacher - English	\$52,154.00	0.00	96.00	\$0.00	\$0.00	\$2,021.52	\$8,700.00	\$402.00	\$63,277.52
Dytrych, Amanda	Teacher - Grade 1	\$52,154.00	0.00	96.00	\$0.00	\$0.00	\$2,005.92	\$8,700.00	\$0.00	\$62,859.92
Eckert, Emily Marie	Teacher - LBS1 - Special Education	\$52,154.00	0.00	96.00	\$0.00	\$0.00	\$2,019.90	\$8,700.00	\$159.27	\$63,033.17
Ediker, Blair Elizabeth	Teacher - IMC Media Specialist	\$67,664.00	0.00	96.00	\$0.00	\$0.00	\$2,602.32	\$8,700.00	\$0.00	\$78,966.32
Edwards, Angela K	Teacher - Grade 4	\$65,655.00	0.00	96.00	\$0.00	\$0.00	\$2,525.04	\$8,700.00	\$0.00	\$76,880.04
Edwards, Sarah Lynn	Principal	\$122,246.55	0.00	14.00	\$0.00	\$0.00	\$14,085.83	\$8,700.00	\$2,809.00	\$147,841.38
Egge, Sarah Ann	Teacher - Interventnist/Reading Recovery	\$87,593.00	0.00	112.00	\$0.00	\$0.00	\$9,131.33	\$8,700.00	\$1,193.66	\$106,617.99
Ehrhardt, Michelle E	Teacher - Physical Education	\$94,062.00	0.00	112.00	\$0.00	\$0.00	\$3,618.92	\$8,700.00	\$36.16	\$106,417.08
Elias, Faye	Teacher - Grade 5	\$56,895.00	0.00	96.00	\$0.00	\$0.00	\$2,188.31	\$8,700.00	\$0.00	\$67,783.31
Elias, Mason A	Teacher - Grade 3	\$49,181.00	0.00	96.00	\$0.00	\$0.00	\$1,891.44	\$8,700.00	\$0.00	\$59,772.44
Ellinger, Nicole Lynnee	Teacher - Grade 2	\$67,503.00	0.00	96.00	\$0.00	\$0.00	\$2,598.11	\$8,700.00	\$50.86	\$78,851.97
Ellis, Christina Lynn	Principal	\$92,717.44	0.00	14.00	\$0.00	\$0.00	\$10,809.44	\$8,700.00	\$0.00	\$112,226.88
Ellison, Aaron T	Teacher - Grade 7 - Social Studies/Langu	\$94,062.00	0.00	112.00	\$0.00	\$0.00	\$3,798.90	\$8,700.00	\$4,721.63	\$111,282.53
Ellison, Lori N	Teacher - Grade 3	\$75,378.00	0.00	112.00	\$0.00	\$0.00	\$11,068.80	\$8,700.00	\$0.00	\$95,146.80
Elmore, Brandy E	Social Worker	\$62,922.00	0.00	96.00	\$0.00	\$0.00	\$2,524.01	\$8,700.00	\$1,930.38	\$76,076.39
Elpayaa, Lauren Judith	Teacher - Technology Support Specialist	\$66,298.00	0.00	96.00	\$0.00	\$0.00	\$2,549.76	\$8,700.00	\$0.00	\$77,547.76
Ely, Kathleen Ann	Teacher - Interventionist - Literacy	\$72,100.43	0.00	112.00	\$0.00	\$0.00	\$2,772.96	\$8,700.00	\$0.00	\$83,573.39
Emberson, Matthew David	Teacher - Orientation to Ind Tech	\$61,958.00	0.00	96.00	\$0.00	\$0.00	\$2,579.61	\$8,700.00	\$5,108.42	\$78,346.03
Embry, Emily E	Teacher - LBS1 - Special Education	\$41,225.00	0.00	96.00	\$0.00	\$0.00	\$1,589.17	\$8,700.00	\$105.63	\$51,619.80
Emerick, Drew Mathew	Teacher - Physical Education	\$55,208.00	0.00	96.00	\$0.00	\$0.00	\$2,664.00	\$8,700.00	\$14,130.42	\$80,702.42
Emmert, Alesha Kristine	Teacher - Grade 2	\$51,592.00	0.00	96.00	\$0.00	\$0.00	\$2,018.17	\$8,700.00	\$884.00	\$63,194.17
Enomoto, Rachel Kathryn	Teacher - Grade 5 - Bilingual-Spanish	\$53,118.00	0.00	112.00	\$0.00	\$0.00	\$2,043.12	\$8,700.00	\$0.00	\$63,861.12
Enright, Amy Christine	Teacher - HS MTSS Interventionist Leader	\$94,062.00	0.00	112.00	\$0.00	\$0.00	\$3,713.58	\$8,700.00	\$7,322.00	\$113,797.58
Ernat, Ranae Sue	Certified Leave Positions- Unpaid	\$0.00	0.00	112.00	\$0.00	\$0.00	\$0.00	\$0.00	\$0.00	\$0.00
Estes, Danielle Nicole	Teacher - Speech/Language Pathologist	\$69,833.00	0.00	112.00	\$0.00	\$0.00	\$2,743.44	\$8,700.00	\$1,500.00	\$82,776.44
Etnier, Shyann	Teacher - Grade 5	\$41,225.00	0.00	96.00	\$0.00	\$0.00	\$547.50	\$2,900.00	\$1,000.00	\$45,672.50
Evans, Anna G	Teacher - LBS1 - Special Education	\$46,770.00	0.00	96.00	\$0.00	\$0.00	\$2,080.88	\$8,700.00	\$1,988.89	\$59,539.77
Evans, Rachel M	Teacher - Spanish	\$55,208.00	0.00	96.00	\$0.00	\$0.00	\$2,266.20	\$8,700.00	\$3,712.43	\$69,886.63
Everett, Abigail	Teacher - LBS1 - Special Education	\$65,655.00	0.00	96.00	\$0.00	\$0.00	\$2,525.04	\$8,700.00	\$0.00	\$76,880.04
Ewalt, Melinda Jo	Teacher - Physical Education	\$95,147.62	0.00	112.00	\$0.00	\$0.00	\$3,659.29	\$8,700.00	\$0.00	\$107,506.91

211

**2023-2024 Certified Administrator and Teacher Salary and Benefits Report**  
**McLean County USD 5**

Name	Position Description	Base Salary	Vacation Days	Sick Days	Bonuses	Annuities	Retirement Enhancements	Other Benefits	Other Compensation	Total Compensation
Fairfield, Kristyn K	Teacher - LBS1 - Special Education	\$81,405.00	0.00	112.00	\$0.00	\$0.00	\$3,223.80	\$8,700.00	\$1,483.84	\$94,812.64
Faulkner, Jaimie A	Teacher - Grade 2	\$41,000.00	0.00	96.00	\$0.00	\$0.00	\$6,020.66	\$8,700.00	\$0.00	\$55,720.66
Feeney, Amy I	Teacher - General Math	\$107,149.41	0.00	112.00	\$0.00	\$0.00	\$4,341.97	\$8,700.00	\$5,746.11	\$125,937.49
Feeney, David George	Teacher - English	\$94,062.00	0.00	112.00	\$0.00	\$0.00	\$4,137.14	\$8,700.00	\$13,739.50	\$120,638.64
Felix, Rhett B	Teacher - LBS1 - Special Education	\$52,636.00	0.00	96.00	\$0.00	\$0.00	\$2,026.02	\$8,700.00	\$36.13	\$63,398.15
Felix, Susan M	Teacher - Grade 5	\$94,062.00	0.00	112.00	\$0.00	\$0.00	\$3,655.98	\$8,700.00	\$1,000.00	\$107,417.98
Ficek, Jennifer L	Teacher - Grade 4	\$94,062.00	0.00	112.00	\$0.00	\$0.00	\$3,810.34	\$8,700.00	\$5,048.42	\$111,620.76
Fields, Jason Jerome	Teacher - LBS1 - Special Education	\$60,833.00	0.00	96.00	\$0.00	\$0.00	\$2,339.76	\$8,700.00	\$0.00	\$71,872.76
Fields, Julie Marie	Social Worker	\$66,298.00	0.00	96.00	\$0.00	\$0.00	\$2,549.76	\$8,700.00	\$1,500.00	\$79,047.76
Figueroa, Amanda Jane	Certified Leave Positions- Unpaid	\$25,588.49	0.00	96.00	\$0.00	\$0.00	\$1,180.80	\$8,337.50	\$0.00	\$35,106.79
Fillingham, Kari Lyn	Teacher - LBS1 - Special Education	\$66,298.00	0.00	96.00	\$0.00	\$0.00	\$2,595.84	\$8,700.00	\$1,200.00	\$78,793.84
Fincham, Nathan C	Teacher - General Science	\$65,655.00	0.00	112.00	\$0.00	\$0.00	\$2,979.51	\$8,700.00	\$11,840.87	\$89,175.38
Fish, Jill E	Teacher - Grade Kindergarten	\$101,662.20	0.00	112.00	\$0.00	\$0.00	\$3,910.08	\$8,700.00	\$0.00	\$114,272.28
Fisher, Analiese Dee	Teacher - Grade 6 - Language Arts	\$47,975.00	0.00	96.00	\$0.00	\$0.00	\$1,899.66	\$8,700.00	\$457.73	\$59,032.39
Fisher, Charles E	Teacher - Adaptive PE	\$68,628.00	0.00	112.00	\$0.00	\$0.00	\$2,677.98	\$8,700.00	\$1,000.00	\$81,005.98
Fisher, Shelly M	Teacher - Grade 2	\$81,405.00	0.00	112.00	\$0.00	\$0.00	\$3,176.46	\$8,700.00	\$1,180.81	\$94,462.27
Fitzgerald, Kelly Leigh	Principal	\$80,000.00	0.00	14.00	\$0.00	\$0.00	\$9,376.91	\$8,700.00	\$0.00	\$98,076.91
Fitzgerald, Lauren Marie	Teacher - Grade 5	\$58,904.00	0.00	96.00	\$0.00	\$0.00	\$2,266.84	\$8,700.00	\$35.21	\$69,906.05
Fleri, Laura	Teacher - LBS1 - Science/Language Art	\$47,734.00	0.00	96.00	\$0.00	\$0.00	\$718.36	\$2,900.00	\$1,000.00	\$52,352.36
Flood, Jessica Marie	Teacher - Physical Education	\$58,583.00	0.00	96.00	\$0.00	\$0.00	\$2,253.12	\$8,700.00	\$0.00	\$69,536.12
Fogal, Tina Marie	Principal	\$125,246.57	0.00	14.00	\$0.00	\$0.00	\$14,308.55	\$8,700.00	\$1,786.53	\$150,041.65
Fontana, Elizabeth Rose	Teacher - Instrumental Music	\$65,815.00	0.00	112.00	\$0.00	\$0.00	\$2,661.56	\$8,700.00	\$2,334.31	\$79,510.87
Ford, Karen Terese	Teacher - LBS1 - Special Education	\$58,262.00	0.00	96.00	\$0.00	\$0.00	\$2,250.82	\$8,700.00	\$281.68	\$69,494.50
Ford, Nathan G	Teacher - IMC Media Specialist	\$89,602.00	0.00	112.00	\$0.00	\$0.00	\$3,591.59	\$8,700.00	\$3,792.84	\$105,686.43
Foster, Nathan C	Teacher - Physical Ed/Driver Ed	\$94,062.00	0.00	112.00	\$0.00	\$0.00	\$4,234.55	\$8,700.00	\$16,369.32	\$123,365.87
Fox Anvick, Caroline	Teacher - IMC Media Specialist	\$94,062.00	0.00	112.00	\$0.00	\$0.00	\$3,687.87	\$8,700.00	\$1,828.98	\$108,278.85
Frangella, Rebecca	Associate Principal	\$85,000.00	15.00	16.00	\$0.00	\$0.00	\$9,912.19	\$8,665.00	\$2,000.00	\$105,577.19
Frank, Miranda J	Teacher - Grade Kindergarten	\$42,270.00	0.00	96.00	\$0.00	\$0.00	\$1,625.76	\$8,700.00	\$0.00	\$52,595.76
Franks, Carolyn	Teacher - Grade 6 - Language Arts	\$63,806.00	0.00	96.00	\$0.00	\$0.00	\$2,523.07	\$8,700.00	\$757.94	\$75,787.01
Franks, Rebecca L	Teacher - LBS1 - Special Education	\$94,062.00	0.00	112.00	\$0.00	\$0.00	\$3,660.64	\$8,700.00	\$1,129.74	\$107,552.38
Franz, Timothy P	Teacher - Orientation to Business	\$94,062.00	0.00	112.00	\$0.00	\$0.00	\$4,120.85	\$8,700.00	\$13,113.55	\$119,996.40
Freesen, Toni C	Teacher - Art	\$44,841.00	0.00	96.00	\$0.00	\$0.00	\$1,724.64	\$8,700.00	\$0.00	\$55,265.64
Freeze, Kirsten E	Teacher - LBS1 - Special Education	\$53,681.00	0.00	96.00	\$0.00	\$0.00	\$2,133.66	\$8,700.00	\$1,954.16	\$66,468.82
Freyman, Megan Marie	Teacher - Orientation to Business	\$94,062.00	0.00	112.00	\$0.00	\$0.00	\$3,729.44	\$8,700.00	\$7,744.70	\$114,236.14
Frietsch, Marissa Kate	Teacher - LBS1 - Special Education	\$77,387.00	0.00	112.00	\$0.00	\$0.00	\$3,072.72	\$8,700.00	\$2,500.00	\$91,659.72
Froelich, Donald Scott	Teacher - General Math	\$94,062.00	0.00	112.00	\$0.00	\$0.00	\$3,878.33	\$8,700.00	\$6,797.74	\$113,438.07
Frosch, Jackson R	Substitute Certified	\$17,800.00	0.00	96.00	\$0.00	\$0.00	\$252.19	\$3,262.50	\$0.00	\$21,314.69
Fudge, Dawn M	Teacher - LBS1 - Special Education	\$89,602.00	0.00	112.00	\$0.00	\$0.00	\$4,629.38	\$8,700.00	\$9,669.71	\$112,601.09
Fulkerson, Charity Lynn	Teacher - LBS1 - Special Education	\$46,770.00	0.00	96.00	\$0.00	\$0.00	\$7,190.84	\$8,700.00	\$2,286.70	\$64,947.54
Funfar, Angela L	Teacher - Interventnist/Reading Recovery	\$87,593.00	0.00	112.00	\$0.00	\$0.00	\$9,103.50	\$8,700.00	\$1,000.00	\$106,396.50
Gaddy, Elizabeth Ann	Teacher - Grade 8 - Science/Language Art	\$44,314.00	0.00	96.00	\$0.00	\$0.00	\$1,707.97	\$8,700.00	\$105.63	\$54,827.60
Gallick, Kelly J	Certified Leave Positions- Unpaid	\$0.00	0.00	96.00	\$0.00	\$0.00	\$0.00	\$0.00	\$0.00	\$0.00
Gallier, Nicole Marie	Teacher - Grade 8 - Social Studies	\$94,062.00	0.00	112.00	\$0.00	\$0.00	\$3,723.25	\$8,700.00	\$2,757.63	\$109,242.88
Galvan, Tania	Teacher - Spanish	\$50,627.00	0.00	96.00	\$0.00	\$0.00	\$1,948.76	\$8,700.00	\$36.16	\$61,311.92
Gambacorta Lutman, Brylee J	Teacher - Grade Kindergarten	\$41,225.00	0.00	96.00	\$0.00	\$0.00	\$6,053.52	\$8,700.00	\$0.00	\$55,978.52
Gannaway, Rachel L	Teacher - Speech/Language Pathologist	\$88,638.00	0.00	112.00	\$0.00	\$0.00	\$3,466.79	\$8,700.00	\$1,500.00	\$102,304.79
Gantert, Mollie Marie	Teacher - Grade 4	\$56,895.00	0.00	96.00	\$0.00	\$0.00	\$2,188.31	\$8,700.00	\$0.00	\$67,783.31
Garard, Remy Christine	Teacher - English	\$94,062.00	0.00	112.00	\$0.00	\$0.00	\$3,863.02	\$8,700.00	\$6,412.21	\$113,037.23
Garcia, Stephanie Michelle	Teacher - Elementary School MTSS Interventionist	\$44,314.00	0.00	96.00	\$0.00	\$0.00	\$6,506.88	\$8,700.00	\$0.00	\$59,520.88
Gardner, Erin E	Teacher - Early Childhd (Self Cont ECE)	\$61,476.00	0.00	112.00	\$0.00	\$0.00	\$2,402.94	\$8,700.00	\$1,000.00	\$73,578.94
Gardner, Stacie	Guidance Counselor	\$88,638.00	0.00	96.00	\$0.00	\$0.00	\$331.45	\$725.00	\$2,231.08	\$91,925.53
Garneau, Jill R	Teacher - Physical Education	\$87,593.00	0.00	112.00	\$0.00	\$0.00	\$3,407.34	\$8,700.00	\$1,000.00	\$100,700.34
Gavin, Joseph	Teacher - Math Interventionist	\$41,000.00	0.00	96.00	\$0.00	\$0.00	\$525.60	\$2,900.00	\$1,000.00	\$45,425.60
Gawron, Julie	Teacher - LBS1 - Special Education	\$45,565.00	0.00	96.00	\$0.00	\$0.00	\$1,865.21	\$8,700.00	\$3,119.84	\$59,250.05
Gerharz, Kelly Kathleen	Teacher - Grade 1	\$79,396.00	0.00	112.00	\$0.00	\$0.00	\$3,053.52	\$8,700.00	\$0.00	\$91,149.52
Gerike, Abigail R	Teacher - Grade 2	\$77,387.00	0.00	112.00	\$0.00	\$0.00	\$3,015.12	\$8,700.00	\$1,000.00	\$90,102.12
Gerriettes, Jennifer Lee	Guidance Counselor	\$77,387.00	0.00	96.00	\$0.00	\$0.00	\$3,154.73	\$8,700.00	\$4,656.50	\$93,898.23
Ghrist, Tracie Nicole	Teacher - Elementary - CORE Instructional Coach	\$83,414.00	0.00	112.00	\$0.00	\$0.00	\$3,222.60	\$8,700.00	\$404.92	\$95,741.52
Gibler, Ashleigh Kate	Special Education Administrator (Elem Behavior Spe	\$75,423.93	0.00	14.00	\$0.00	\$0.00	\$18,042.24	\$11,532.00	\$5,500.00	\$110,498.17
Gibler, Daniel M	Assistant Principal	\$80,799.68	0.00	14.00	\$0.00	\$0.00	\$9,658.68	\$8,700.00	\$3,000.00	\$102,158.36
Giermann, Jennifer R	Guidance Counselor	\$79,396.00	0.00	112.00	\$0.00	\$0.00	\$3,208.24	\$8,700.00	\$4,025.23	\$95,329.47
Gillespie, Lindsey	Teacher - Grade Kindergarten	\$51,752.00	0.00	96.00	\$0.00	\$0.00	\$1,990.56	\$8,700.00	\$0.00	\$62,442.56

212

**2023-2024 Certified Administrator and Teacher Salary and Benefits Report**  
**McLean County USD 5**

Name	Position Description	Base Salary	Vacation Days	Sick Days	Bonuses	Annuities	Retirement Enhancements	Other Benefits	Other Compensation	Total Compensation
Gillman, August A	Teacher - LBS1 - Special Education	\$41,000.00	0.00	96.00	\$0.00	\$0.00	\$6,024.39	\$17,400.00	\$105.63	\$64,530.02
Glatt, Michelle L	Teacher - IMC Media Specialist	\$94,062.00	0.00	112.00	\$0.00	\$0.00	\$3,713.22	\$8,700.00	\$2,487.13	\$108,962.35
Gliege, Terry A	Assistant Principal	\$81,245.89	0.00	16.00	\$0.00	\$0.00	\$9,370.89	\$8,700.00	\$1,000.00	\$100,316.78
Goben, Denise L	Teacher - Grade 8 - Language Arts	\$101,662.20	0.00	112.00	\$0.00	\$0.00	\$4,041.84	\$8,700.00	\$3,421.70	\$117,825.74
Goeke, Karl A	Certified Leave Positions- Unpaid	\$0.00	0.00	112.00	\$0.00	\$0.00	\$0.00	\$0.00	\$0.00	\$0.00
Goeken, Beth M	Teacher - Grade 4	\$82,421.88	0.00	112.00	\$0.00	\$0.00	\$3,170.15	\$8,700.00	\$0.00	\$94,292.03
Goff, Amanda L	Nurse	\$59,467.00	0.00	96.00	\$0.00	\$0.00	\$2,382.92	\$8,700.00	\$2,491.12	\$73,041.04
Goluba-Melrose, Michelle Kay	Teacher - Grade 4 - Bilingual-Spanish	\$71,682.00	0.00	96.00	\$0.00	\$0.00	\$2,878.28	\$8,700.00	\$845.04	\$84,105.32
Gomez-Banks, Maria Concetta	Teacher - Grade Kindergarten	\$60,271.00	0.00	96.00	\$0.00	\$0.00	\$2,333.52	\$8,700.00	\$400.00	\$71,704.52
Gordon, Angela Jo	Teacher - Grade 5	\$83,414.00	0.00	112.00	\$0.00	\$0.00	\$3,208.32	\$8,700.00	\$0.00	\$95,322.32
Gorshe-Woods, Kaitlyn M	Teacher - Grade Kindergarten	\$41,000.00	0.00	96.00	\$0.00	\$0.00	\$2,006.88	\$2,900.00	\$1,000.00	\$46,906.88
Gorski, Gisele R	Psychologist	\$92,656.00	0.00	96.00	\$0.00	\$0.00	\$3,623.16	\$8,700.00	\$1,544.27	\$106,523.43
Gotschall, Heather L	Teacher - General Math	\$94,062.00	0.00	112.00	\$0.00	\$0.00	\$3,919.01	\$8,700.00	\$7,831.00	\$114,512.01
Gourley, Shauna Kate	Teacher - Interventnist/Reading Recovery	\$92,656.00	0.00	112.00	\$0.00	\$0.00	\$9,589.20	\$8,700.00	\$0.00	\$110,945.20
Gozur, Marielena	Teacher - LBS1 - Special Education	\$67,664.00	0.00	112.00	\$0.00	\$0.00	\$2,633.05	\$8,700.00	\$800.00	\$79,797.05
Gray, Jill E	Teacher - Grade 1	\$79,396.00	0.00	96.00	\$0.00	\$0.00	\$3,053.52	\$8,700.00	\$0.00	\$91,149.52
Greif Bolton, Jennifer L	Teacher - Instrumental Music	\$106,832.60	0.00	112.00	\$0.00	\$0.00	\$4,339.09	\$8,700.00	\$5,992.17	\$125,863.86
Gresham, Shelby J	Teacher - Grade 7 - Math/Language Arts	\$60,271.00	0.00	96.00	\$0.00	\$0.00	\$2,344.94	\$8,700.00	\$708.13	\$72,024.07
Grieder, Erica Ann	Teacher - LBS1 - Special Education	\$63,806.00	0.00	112.00	\$0.00	\$0.00	\$2,457.97	\$8,700.00	\$105.63	\$75,069.60
Griffin, Jade Marie	Teacher - Physics	\$62,922.00	0.00	96.00	\$0.00	\$0.00	\$2,420.16	\$8,700.00	\$0.00	\$74,042.16
Gross, Chelsea Elizabeth	Teacher - Physical Education	\$52,154.00	0.00	96.00	\$0.00	\$0.00	\$2,010.10	\$8,700.00	\$108.48	\$62,972.58
Gross, Joshua J	Teacher - Physical Education	\$44,314.00	0.00	96.00	\$0.00	\$0.00	\$1,704.24	\$8,700.00	\$0.00	\$54,718.24
Gross, Marianne Elizabeth	Teacher - Art	\$51,752.00	0.00	96.00	\$0.00	\$0.00	\$663.52	\$2,900.00	\$1,000.00	\$56,315.52
Grove, Casy	Teacher - Grade 1	\$41,225.00	0.00	96.00	\$0.00	\$0.00	\$1,585.44	\$8,700.00	\$0.00	\$51,510.44
Grubic, Angela Marie	Teacher - Instructional Coach - Math	\$63,967.00	0.00	112.00	\$0.00	\$0.00	\$9,419.06	\$8,700.00	\$721.81	\$82,807.87
Guy, Kortney	Teacher - Grade 6 - Science	\$42,270.00	0.00	96.00	\$0.00	\$0.00	\$1,630.73	\$8,700.00	\$140.84	\$52,741.57
Hackler, Justine	Teacher - Early Childhd (Self Cont ECE)	\$45,565.00	0.00	96.00	\$0.00	\$0.00	\$1,752.48	\$8,700.00	\$0.00	\$56,017.48
Hadden, Eric B	Teacher - Grade 6 - Math	\$81,405.00	0.00	112.00	\$0.00	\$0.00	\$3,177.30	\$8,700.00	\$1,211.26	\$94,493.56
Haerr, Madison K	Teacher - Grade 4	\$41,000.00	0.00	96.00	\$0.00	\$0.00	\$1,576.81	\$8,700.00	\$0.00	\$51,276.81
Hafermann, Eduard P	Teacher - Instructional Coach - Technology	\$88,638.00	0.00	112.00	\$0.00	\$0.00	\$3,970.24	\$8,700.00	\$15,018.07	\$116,326.31
Hafermann, Tera L	Teacher - IMC Media Specialist	\$83,414.00	0.00	112.00	\$0.00	\$0.00	\$3,270.71	\$8,700.00	\$1,621.94	\$97,006.65
Hailey, Marisa Gabrielle	Teacher - Grade 3	\$52,154.00	0.00	96.00	\$0.00	\$0.00	\$2,028.96	\$8,700.00	\$600.00	\$63,482.96
Hakes, Kylie C	Teacher - Speech/Language Pathologist	\$79,396.00	0.00	96.00	\$0.00	\$0.00	\$3,111.12	\$8,700.00	\$1,500.00	\$92,707.12
Hall, Kaitlin R	Teacher - LBS1 - Special Education	\$41,225.00	0.00	96.00	\$0.00	\$0.00	\$1,714.32	\$8,700.00	\$8,168.61	\$59,807.93
Hall, Monique L	Teacher - Grade 1	\$73,369.00	0.00	112.00	\$0.00	\$0.00	\$2,824.34	\$8,700.00	\$61.62	\$84,954.96
Halsey, Kelli R	Teacher - Grade 2	\$101,662.20	0.00	112.00	\$0.00	\$0.00	\$3,990.00	\$8,700.00	\$2,077.54	\$116,429.74
Ham, Claire Rose	Teacher - Grade Kindergarten	\$52,154.00	0.00	96.00	\$0.00	\$0.00	\$2,005.92	\$8,700.00	\$0.00	\$62,859.92
Hamilton, Joshua L	Teacher - General Math	\$42,270.00	0.00	96.00	\$0.00	\$0.00	\$1,625.76	\$8,700.00	\$0.00	\$52,595.76
Hamler, Jennifer Theresa	Teacher - Social Science	\$60,592.00	0.00	96.00	\$0.00	\$0.00	\$2,330.63	\$8,700.00	\$0.00	\$71,622.63
Hammond, Laura Green	Teacher - Grade 2	\$46,770.00	0.00	96.00	\$0.00	\$0.00	\$6,867.84	\$8,700.00	\$0.00	\$62,337.84
Hanna, Kristin Elizabeth	Teacher - Grade 1	\$55,208.00	0.00	96.00	\$0.00	\$0.00	\$2,123.28	\$8,700.00	\$0.00	\$66,031.28
Hansen, Amanda M	Teacher - Physical Education	\$57,217.00	0.00	112.00	\$0.00	\$0.00	\$2,200.56	\$8,700.00	\$0.00	\$68,117.56
Hansen, Carla L	Teacher - Grade 1	\$94,062.00	0.00	112.00	\$0.00	\$0.00	\$3,655.98	\$8,700.00	\$1,000.00	\$107,417.98
Hansen, Courtney Laura	Teacher - General Science	\$77,387.00	0.00	112.00	\$0.00	\$0.00	\$2,976.48	\$8,700.00	\$0.00	\$89,063.48
Harkins, Anna H	Teacher - Physical Education	\$44,314.00	0.00	96.00	\$0.00	\$0.00	\$1,865.66	\$8,700.00	\$4,246.00	\$59,125.66
Harmon, Kimberly Ann	Psychologist	\$42,912.60	0.00	96.00	\$0.00	\$0.00	\$1,659.65	\$8,280.00	\$238.40	\$53,090.65
Harr, Matthew W	Principal	\$105,265.30	0.00	14.00	\$0.00	\$0.00	\$12,335.60	\$8,700.00	\$1,000.00	\$127,300.90
Harr, Tyler S	Teacher - Instrumental Music	\$45,565.00	0.00	96.00	\$0.00	\$0.00	\$1,783.69	\$8,700.00	\$804.00	\$56,852.69
Harrington, Rachel Marie	Teacher - Grade 4	\$44,314.00	0.00	96.00	\$0.00	\$0.00	\$1,704.24	\$8,700.00	\$0.00	\$54,718.24
Harris, Elizabeth Rae	Teacher - Agricultural Sciences	\$60,592.00	0.00	96.00	\$0.00	\$0.00	\$2,616.47	\$8,700.00	\$2,387.95	\$74,296.42
Harris, Rebert Harvey	Teacher - Grade 7 - Math	\$60,271.00	0.00	112.00	\$0.00	\$0.00	\$2,380.66	\$8,700.00	\$1,651.39	\$73,003.05
Harroun, Hayley Elizabeth	Teacher - Grade 1	\$61,958.00	0.00	112.00	\$0.00	\$0.00	\$2,524.60	\$8,700.00	\$985.88	\$74,168.48
Hartke, Colleen K	Teacher - LBS1 - Special Education	\$68,628.00	0.00	112.00	\$0.00	\$0.00	\$2,759.64	\$8,700.00	\$8,130.16	\$88,217.80
Hartke, Jill Marie	Teacher - Grade 4	\$94,062.00	0.00	112.00	\$0.00	\$0.00	\$3,655.98	\$8,700.00	\$1,000.00	\$107,417.98
Haseman, Jamie K	Teacher - Grade 4	\$71,360.00	0.00	96.00	\$0.00	\$0.00	\$2,745.88	\$8,700.00	\$35.21	\$82,841.09
Hatzer, Cody M	Teacher - General Math	\$50,627.00	0.00	96.00	\$0.00	\$0.00	\$2,011.14	\$8,700.00	\$1,655.22	\$62,993.36
Havens, Jennifer S	Teacher - Grade 1	\$54,324.00	0.00	96.00	\$0.00	\$0.00	\$2,089.20	\$8,700.00	\$0.00	\$65,113.20
Hawkins, Christopher M	Teacher - Grade 8 - Social Studies/Langu	\$84,321.69	0.00	112.00	\$0.00	\$0.00	\$3,536.41	\$8,700.00	\$7,630.37	\$104,188.47
Hawkins, Karrin R	Certified College/Career Counselor	\$97,119.82	0.00	112.00	\$0.00	\$0.00	\$3,807.99	\$8,700.00	\$1,888.44	\$111,516.25
Hawkins, Meghan Therese	Teacher - Social Science	\$77,387.00	0.00	112.00	\$0.00	\$0.00	\$2,912.35	\$8,700.00	\$4,916.34	\$93,915.69
Hawkins, Michelle	Teacher - English	\$65,976.00	0.00	96.00	\$0.00	\$0.00	\$2,538.92	\$8,700.00	\$36.16	\$77,251.08
Hayes, Mallory Kay	Teacher - Grade 2	\$56,895.00	0.00	96.00	\$0.00	\$0.00	\$2,188.31	\$8,700.00	\$0.00	\$67,783.31

213

**2023-2024 Certified Administrator and Teacher Salary and Benefits Report**  
**McLean County USD 5**

Name	Position Description	Base Salary	Vacation Days	Sick Days	Bonuses	Annuities	Retirement Enhancements	Other Benefits	Other Compensation	Total Compensation
Hays, Caitlin D	Teacher - Agricultural Sciences	\$41,225.00	0.00	96.00	\$0.00	\$0.00	\$1,746.81	\$8,700.00	\$423.24	\$52,095.05
Hazewinkel, Lisa M	Teacher - Grade 1	\$83,414.00	0.00	112.00	\$0.00	\$0.00	\$3,208.32	\$8,700.00	\$0.00	\$95,322.32
Heaser, Lisa Marie	Teacher - Grade 3	\$60,271.00	0.00	112.00	\$0.00	\$0.00	\$2,356.62	\$8,700.00	\$1,000.00	\$72,327.62
Hedman, Shannon Michelle	Teacher - Grade 2	\$69,833.00	0.00	112.00	\$0.00	\$0.00	\$2,685.84	\$8,700.00	\$0.00	\$81,218.84
Heffelfinger, Cassidy	Teacher - Physical Education	\$41,000.00	0.00	96.00	\$0.00	\$0.00	\$1,716.00	\$8,700.00	\$3,616.00	\$55,032.00
Heidemann, Elizabeth Anne	Teacher - Speech/Language Pathologist	\$67,985.00	0.00	112.00	\$0.00	\$0.00	\$3,016.85	\$8,700.00	\$10,498.00	\$90,199.85
Heimer, Casey Blaine	Principal	\$82,290.00	0.00	14.00	\$0.00	\$0.00	\$9,268.80	\$8,700.00	\$2,000.00	\$102,258.80
Helenthal, Melissa N	Teacher - English as Second Lang	\$41,225.00	0.00	96.00	\$0.00	\$0.00	\$1,585.44	\$8,700.00	\$0.00	\$51,510.44
Heller, Bradley P	Teacher - General Math	\$81,405.00	0.00	96.00	\$0.00	\$0.00	\$3,137.53	\$8,700.00	\$173.78	\$93,416.31
Helling, Carrie N	Psychologist	\$66,298.00	0.00	96.00	\$0.00	\$0.00	\$2,673.09	\$8,700.00	\$3,263.91	\$80,935.00
Henderson, Rachel Elizabeth	Teacher - LBS1 - Special Education	\$63,887.00	0.00	96.00	\$0.00	\$0.00	\$2,457.60	\$8,700.00	\$0.00	\$75,044.60
Hendren, Jara Kay	BEST Program Administrator	\$69,000.00	0.00	14.00	\$0.00	\$0.00	\$8,216.74	\$8,700.00	\$2,000.00	\$87,916.74
Hendricks, Carly E	Teacher - Grade K - Bilingual-Spanish	\$58,583.00	0.00	96.00	\$0.00	\$0.00	\$2,282.93	\$8,700.00	\$845.04	\$70,410.97
Henrichsmeyer, Krista Ann	Teacher - MTSS Interventionist	\$44,359.00	0.00	96.00	\$0.00	\$0.00	\$6,514.04	\$8,700.00	\$0.00	\$59,573.04
Henrikson, Eden E	Teacher - Grade 5	\$42,270.00	0.00	96.00	\$0.00	\$0.00	\$1,764.95	\$8,700.00	\$3,616.00	\$56,350.95
Hensley, Audrey Jo	Teacher - Language Interventionist	\$59,628.00	0.00	96.00	\$0.00	\$0.00	\$8,763.46	\$8,700.00	\$50.86	\$77,142.32
Henson, Miranda Michele	Teacher - LBS1 - Special Education	\$56,895.00	0.00	96.00	\$0.00	\$0.00	\$2,430.62	\$8,700.00	\$4,275.41	\$72,301.03
Hereford, Kara Sue	Teacher - Early Childhd (Self Cont ECE)	\$54,485.00	0.00	112.00	\$0.00	\$0.00	\$2,103.52	\$8,700.00	\$228.87	\$65,517.39
Hernandez, Elisabeth A	Teacher - Grade 6 - Language Arts	\$44,520.00	0.00	96.00	\$0.00	\$0.00	\$1,712.16	\$8,700.00	\$0.00	\$54,932.16
Hernandez, Hilarie N	Teacher - MTSS Interventionist	\$41,225.00	0.00	180.00	\$0.00	\$0.00	\$6,053.52	\$8,700.00	\$0.00	\$55,978.52
Hernandez, Linda J	Teacher - LBS1 - Special Education	\$47,975.00	0.00	96.00	\$0.00	\$0.00	\$1,845.35	\$8,700.00	\$0.00	\$58,520.35
Herren, Kelly Lynn	Teacher - LBS1 - Special Education	\$87,593.00	0.00	112.00	\$0.00	\$0.00	\$3,436.49	\$8,700.00	\$1,824.11	\$101,553.60
Herren, Stacy Lynn	Teacher - Grade Kindergarten	\$65,655.00	0.00	96.00	\$0.00	\$0.00	\$2,525.04	\$8,700.00	\$0.00	\$76,880.04
Herrera, Megan	Teacher - ECE/At Risk English as a Secon	\$41,000.00	0.00	96.00	\$0.00	\$0.00	\$525.60	\$2,900.00	\$1,000.00	\$45,425.60
Herrmann, Michele Schmitgall	Teacher - Grade 5	\$79,396.00	0.00	112.00	\$0.00	\$0.00	\$3,195.15	\$8,700.00	\$985.88	\$92,277.03
Hertzner, Daniel C	Teacher - French	\$47,975.00	0.00	96.00	\$0.00	\$0.00	\$1,848.13	\$8,700.00	\$72.32	\$58,595.45
Hess, Darren	Teacher - Social Science	\$101,662.20	0.00	112.00	\$0.00	\$0.00	\$4,172.16	\$8,700.00	\$6,819.71	\$121,354.07
Hieser, Laura B	Teacher - Grade Kindergarten	\$75,378.00	0.00	112.00	\$0.00	\$0.00	\$2,898.96	\$8,700.00	\$0.00	\$86,976.96
Higby, Daniel L	Teacher - Orientation to Ind Tech	\$77,387.00	0.00	112.00	\$0.00	\$0.00	\$3,009.56	\$8,700.00	\$859.86	\$89,956.42
Higby, Valerie Maria	Teacher - German	\$60,592.00	0.00	96.00	\$0.00	\$0.00	\$2,440.70	\$8,700.00	\$2,880.87	\$74,613.57
Highland, Abby Elizabeth	Teacher - Grade 6 - Math/Language Arts	\$92,656.00	0.00	112.00	\$0.00	\$0.00	\$3,707.00	\$8,700.00	\$3,340.47	\$108,403.47
Hill, Shane Padraic	Director of Safety and Security	\$95,010.00	15.00	18.00	\$0.00	\$0.00	\$11,174.86	\$8,665.00	\$1,250.00	\$116,099.86
Hille, Alexandra J	Teacher - Grade 1	\$44,359.00	0.00	96.00	\$0.00	\$0.00	\$1,710.11	\$8,700.00	\$108.48	\$54,877.59
Hillebrandt, Meghan Ashley	Teacher - Grade 4	\$46,770.00	0.00	96.00	\$0.00	\$0.00	\$1,798.80	\$8,700.00	\$0.00	\$57,268.80
Hinman, Julia F	Teacher - Art	\$94,062.00	0.00	112.00	\$0.00	\$0.00	\$3,938.20	\$8,700.00	\$8,334.03	\$115,034.23
Hinshaw, Rachel M	Teacher - Grade 6 - Math/Language Arts	\$89,602.00	0.00	112.00	\$0.00	\$0.00	\$3,647.88	\$8,700.00	\$5,235.76	\$107,185.64
Hitchins, Tracy Lynn	Teacher - ECE/At Risk English as a Secon	\$94,062.00	0.00	112.00	\$0.00	\$0.00	\$3,624.97	\$8,700.00	\$211.26	\$106,598.23
Hobson, Katie Jean	Teacher - Grade 1	\$79,396.00	0.00	112.00	\$0.00	\$0.00	\$3,053.52	\$8,700.00	\$0.00	\$91,149.52
Hodel, Jennifer J	Teacher - Early Childhd (Self Cont ECE)	\$5,466.67	0.00	96.00	\$0.00	\$0.00	\$455.06	\$1,812.50	\$0.00	\$7,734.23
Hoder, Christa L	Teacher - Grade 3	\$94,062.00	0.00	112.00	\$0.00	\$0.00	\$3,655.98	\$8,700.00	\$1,000.00	\$107,417.98
Hoder, Matthew T	Teacher - English	\$87,593.00	0.00	112.00	\$0.00	\$0.00	\$3,594.31	\$8,700.00	\$5,862.00	\$105,749.31
Hofer, Simona	Psychologist	\$60,913.00	0.00	96.00	\$0.00	\$0.00	\$2,407.22	\$8,700.00	\$2,691.27	\$74,711.49
Holder, Jennifer Denise	Teacher - Grade 1	\$58,262.00	0.00	112.00	\$0.00	\$0.00	\$2,381.31	\$8,700.00	\$3,651.21	\$72,994.52
Holland, Anita Lynn	Teacher - LBS1 - Special Education	\$98,876.42	0.00	112.00	\$0.00	\$0.00	\$3,852.66	\$8,700.00	\$528.13	\$111,957.21
Hollenkamp, Erin E	Guidance Counselor	\$67,985.00	0.00	96.00	\$0.00	\$0.00	\$2,665.64	\$8,700.00	\$1,321.93	\$80,672.57
Hook, Jennifer L	Teacher - LBS1 - Special Education	\$77,387.00	0.00	96.00	\$0.00	\$0.00	\$2,976.48	\$8,700.00	\$1,700.00	\$90,763.48
Hooten, Jessica M	Teacher - Art	\$94,062.00	0.00	112.00	\$0.00	\$0.00	\$3,704.73	\$8,700.00	\$2,070.42	\$108,537.15
Hopkins, Sierra M	Teacher - Grade 1	\$41,000.00	0.00	96.00	\$0.00	\$0.00	\$1,576.81	\$8,700.00	\$0.00	\$51,276.81
Hopper, Daniele A	Teacher - Grade 6 - Science/Language Art	\$94,062.00	0.00	112.00	\$0.00	\$0.00	\$3,700.70	\$8,700.00	\$2,201.07	\$108,663.77
Horine, Sarah Nicole	Teacher - LBS1 - Special Education	\$50,627.00	0.00	96.00	\$0.00	\$0.00	\$1,947.36	\$8,700.00	\$1,000.00	\$62,274.36
Horn, Jessica Christine	Teacher - Grade 1	\$50,386.00	0.00	96.00	\$0.00	\$0.00	\$1,938.00	\$8,700.00	\$0.00	\$61,024.00
Horton, Julie M	Teacher - Spanish	\$89,602.00	0.00	112.00	\$0.00	\$0.00	\$3,492.71	\$8,700.00	\$1,219.28	\$103,013.99
Houchin, Patricia L	Teacher - Elementary School MTSS Interventionist	\$63,806.00	0.00	96.00	\$0.00	\$0.00	\$9,369.16	\$8,700.00	\$0.00	\$81,875.16
Houk, Emily Elaine	Teacher - English	\$65,815.00	0.00	96.00	\$0.00	\$0.00	\$2,531.28	\$8,700.00	\$0.00	\$77,046.28
Howe, Jessica Susan	Teacher - Grade 5	\$75,378.00	0.00	96.00	\$0.00	\$0.00	\$2,931.16	\$8,700.00	\$839.21	\$87,848.37
Howes, Bailey J	Teacher - Early Childhd (Self Cont ECE)	\$41,000.00	0.00	96.00	\$0.00	\$0.00	\$525.60	\$2,900.00	\$1,000.00	\$45,425.60
Hoy, Jessica D	Teacher - Transitional Bilingual	\$57,217.00	0.00	96.00	\$0.00	\$0.00	\$2,206.11	\$8,700.00	\$144.52	\$68,267.63
Hughs, John	Teacher - Physical Education	\$60,833.00	0.00	96.00	\$0.00	\$0.00	\$2,445.71	\$8,700.00	\$5,274.76	\$77,253.47
Hull, Sarah C	Teacher - Interventnlist/Reading Recovery	\$77,387.00	0.00	112.00	\$0.00	\$0.00	\$8,009.50	\$8,700.00	\$12.06	\$94,108.56
Hunt, Amanda Louise	Teacher - MTSS Interventionist	\$94,062.00	0.00	112.00	\$0.00	\$0.00	\$13,789.46	\$8,700.00	\$0.00	\$116,551.46
Hutson, Cally L	Teacher - Speech/Language Pathologist	\$81,405.00	0.00	112.00	\$0.00	\$0.00	\$3,242.15	\$8,700.00	\$2,927.75	\$96,274.90
Hutson, Christi Lee	Teacher - Grade 4	\$68,628.00	0.00	112.00	\$0.00	\$0.00	\$2,677.98	\$8,700.00	\$1,000.00	\$81,005.98

214

**2023-2024 Certified Administrator and Teacher Salary and Benefits Report**  
**McLean County USD 5**

Name	Position Description	Base Salary	Vacation Days	Sick Days	Bonuses	Annuities	Retirement Enhancements	Other Benefits	Other Compensation	Total Compensation
Ince, Addie L	Guidance Counselor	\$94,062.00	0.00	112.00	\$0.00	\$0.00	\$3,726.33	\$8,700.00	\$2,828.98	\$109,317.31
Ingram, Jerrod A	Teacher - Grade 6 - Social Studies	\$49,181.00	0.00	96.00	\$0.00	\$0.00	\$2,079.25	\$8,700.00	\$4,920.00	\$64,880.25
Jackson, Keanna A	Teacher - Speech/Language Pathologist	\$48,377.00	0.00	96.00	\$0.00	\$0.00	\$4,587.11	\$8,700.00	\$1,500.00	\$63,164.11
James, Danae Marie	Social Worker	\$56,172.00	0.00	96.00	\$0.00	\$0.00	\$2,160.48	\$8,700.00	\$0.00	\$67,032.48
Janssen, Diana J	Teacher - Grade 6 - Language Arts	\$94,062.00	0.00	112.00	\$0.00	\$0.00	\$3,655.98	\$8,700.00	\$1,000.00	\$107,417.98
Jefferson, Mackenzie L	Teacher - Grade 5	\$45,565.00	0.00	96.00	\$0.00	\$0.00	\$1,752.48	\$8,700.00	\$0.00	\$56,017.48
Jennings, Chad	Teacher - Grade 4	\$81,405.00	0.00	112.00	\$0.00	\$0.00	\$3,169.50	\$8,700.00	\$1,000.00	\$94,274.50
Jessee, Sara Janelle	Teacher - Grade 7 - Language Arts	\$66,940.00	0.00	112.00	\$0.00	\$0.00	\$2,656.19	\$8,700.00	\$1,537.26	\$79,833.45
Johns, Sara Lyn	Teacher - Interventnist/Reading Recovery	\$81,405.00	0.00	112.00	\$0.00	\$0.00	\$8,424.95	\$8,700.00	\$0.00	\$98,529.95
Johnson, Amanda Jean	Teacher - Speech/Language Pathologist	\$79,396.00	0.00	112.00	\$0.00	\$0.00	\$3,111.12	\$8,700.00	\$1,500.00	\$92,707.12
Johnson, Chanel	Teacher - Reading Recovery/Literacy/ Leader	\$69,833.00	0.00	96.00	\$0.00	\$0.00	\$10,314.39	\$8,700.00	\$1,551.85	\$90,399.24
Johnson, Kimberly Nadine	Guidance Counselor	\$69,833.00	0.00	96.00	\$0.00	\$0.00	\$2,863.57	\$8,700.00	\$3,667.62	\$85,064.19
Johnson, Lindsay Christine	Teacher - Speech/Language Pathologist	\$66,298.00	0.00	96.00	\$0.00	\$0.00	\$2,607.36	\$8,700.00	\$1,500.00	\$79,105.36
Johnson, Terra Kay	Teacher - Speech/Language Pathologist	\$54,163.00	0.00	96.00	\$0.00	\$0.00	\$2,141.04	\$8,700.00	\$1,500.00	\$66,504.04
Jones, Amy L	Nurse	\$55,690.00	0.00	96.00	\$0.00	\$0.00	\$2,166.75	\$8,700.00	\$649.72	\$67,206.47
Jones, Chelsea B	Teacher - Early Childhd (Self Cont ECE)	\$41,000.00	0.00	96.00	\$0.00	\$0.00	\$1,576.81	\$8,700.00	\$0.00	\$51,276.81
Jones, Suzanne Marie	Teacher - Grade 7 - Science	\$67,503.00	0.00	96.00	\$0.00	\$0.00	\$2,611.21	\$8,700.00	\$387.31	\$79,201.52
Jordan, Latavia	Teacher - Grade 4	\$45,565.00	0.00	96.00	\$0.00	\$0.00	\$1,752.48	\$8,700.00	\$0.00	\$56,017.48
Kagy, Tara M	Teacher - Grade Kindergarten	\$69,351.00	0.00	96.00	\$0.00	\$0.00	\$2,667.36	\$8,700.00	\$0.00	\$80,718.36
Kapchinske, Jennifer A	Teacher - Grade 1	\$65,655.00	0.00	96.00	\$0.00	\$0.00	\$2,525.04	\$8,700.00	\$0.00	\$76,880.04
Kardas, Gabrielle J	Teacher - LBS1 - Special Education	\$60,271.00	0.00	96.00	\$0.00	\$0.00	\$2,318.38	\$8,700.00	\$0.00	\$71,289.38
Karr, Natalie Ann	Teacher - Speech/Language Pathologist	\$73,530.00	0.00	112.00	\$0.00	\$0.00	\$3,206.97	\$8,700.00	\$3,735.84	\$89,172.81
Kath, Olivia Ann	Teacher - Art	\$45,565.00	0.00	96.00	\$0.00	\$0.00	\$1,752.73	\$8,700.00	\$0.00	\$56,017.73
Kaufman, Mark E	Teacher - Grade 7 - Math/Language Arts	\$83,414.00	0.00	112.00	\$0.00	\$0.00	\$3,209.72	\$8,700.00	\$36.16	\$95,359.88
Kaufman, Trevor Allen	Teacher - Physical Ed/Driver Ed	\$67,985.00	0.00	112.00	\$0.00	\$0.00	\$2,943.16	\$8,700.00	\$13,364.64	\$92,992.80
Kaup, Courtney Leigh	Teacher - Physical Education	\$42,270.00	0.00	96.00	\$0.00	\$0.00	\$541.92	\$2,900.00	\$1,000.00	\$46,711.92
Kauten, Emily Christine	Teacher - Grade Kindergarten	\$79,396.00	0.00	112.00	\$0.00	\$0.00	\$3,053.52	\$8,700.00	\$0.00	\$91,149.52
Keag, Sara E	Guidance Counselor	\$71,682.00	0.00	96.00	\$0.00	\$0.00	\$2,810.49	\$8,700.00	\$1,393.82	\$84,586.31
Kearfott, Nicolas	Director of Athletics	\$122,252.00	15.00	16.00	\$0.00	\$0.00	\$14,060.88	\$11,247.00	\$0.00	\$147,559.88
Keeney, Kimberly K	Teacher - Vocal Music	\$54,163.00	0.00	96.00	\$0.00	\$0.00	\$2,099.75	\$8,700.00	\$442.00	\$65,404.75
Keller, Cynthia Verna	Teacher - Early Childhd (Self Cont ECE)	\$45,886.00	0.00	96.00	\$0.00	\$0.00	\$1,772.17	\$8,700.00	\$211.26	\$56,569.43
Kelley Lett, Dawn Marie	Teacher - Adaptive PE	\$81,405.00	0.00	112.00	\$0.00	\$0.00	\$3,233.32	\$8,700.00	\$2,661.24	\$95,999.56
Kelley, Patricia Mary	Teacher - General Math	\$94,062.00	0.00	112.00	\$0.00	\$0.00	\$3,770.64	\$8,700.00	\$3,978.00	\$110,510.64
Kelly, Colleen Katherine	Teacher - Physical Education	\$45,565.00	0.00	96.00	\$0.00	\$0.00	\$1,838.59	\$8,700.00	\$993.86	\$57,097.45
Kelly, Jana H	Teacher - Speech/Language Pathologist	\$95,376.79	0.00	112.00	\$0.00	\$0.00	\$3,733.20	\$8,700.00	\$1,685.40	\$109,495.39
Kelly, Jennifer Lynn	Teacher - Art	\$61,476.00	0.00	112.00	\$0.00	\$0.00	\$2,718.01	\$8,700.00	\$9,202.23	\$82,096.24
Kendrick-Weikle, Kristen	Superintendent	\$206,093.00	20.00	16.00	\$0.00	\$13,961.46	\$25,849.24	\$21,168.00	\$4,250.00	\$271,321.70
Keneipp, Sabin Rose	Social Worker	\$52,636.00	0.00	96.00	\$0.00	\$0.00	\$2,030.30	\$8,700.00	\$147.60	\$63,513.90
Keogh, Meg Elizabeth	Teacher - LBS1 - Special Education	\$42,270.00	0.00	96.00	\$0.00	\$0.00	\$1,788.23	\$8,700.00	\$4,219.00	\$56,977.23
Kepuraitis, Alec James	Teacher - Grade 7 - Social Studies	\$56,895.00	0.00	96.00	\$0.00	\$0.00	\$2,189.70	\$8,700.00	\$36.13	\$67,820.83
Kerber, Geri L	Teacher - Art	\$103,745.36	0.00	112.00	\$0.00	\$0.00	\$3,990.25	\$8,700.00	\$0.00	\$116,435.61
Kerr, Ryan D	Teacher - English	\$73,530.00	0.00	96.00	\$0.00	\$0.00	\$3,023.52	\$8,700.00	\$5,097.37	\$90,350.89
Kesler, Samantha	Substitute Certified	\$17,800.00	0.00	96.00	\$0.00	\$0.00	\$273.15	\$3,262.50	\$797.53	\$22,133.18
Keyser, Chelsea D	Teacher - Interventionist - Literacy	\$94,062.00	0.00	112.00	\$0.00	\$0.00	\$3,684.46	\$8,700.00	\$1,372.09	\$107,818.55
Kiesewetter, Jennifer Ann	Teacher - LBS1 - Special Education	\$47,734.00	0.00	96.00	\$0.00	\$0.00	\$1,836.00	\$8,700.00	\$0.00	\$58,270.00
Killian, Kacy Lynn	Teacher - LBS1 - Special Education	\$81,405.00	0.00	112.00	\$0.00	\$0.00	\$3,131.04	\$8,700.00	\$0.00	\$93,236.04
King, Abigail Christine	Teacher - Grade 3	\$52,958.00	0.00	96.00	\$0.00	\$0.00	\$2,036.88	\$8,700.00	\$0.00	\$63,694.88
King, Jessica R	Teacher - Chemistry	\$89,602.00	0.00	112.00	\$0.00	\$0.00	\$3,484.85	\$8,700.00	\$1,000.00	\$102,786.85
King, Ricardo D	Teacher - Bilingual-Spanish	\$45,725.00	0.00	96.00	\$0.00	\$0.00	\$1,801.69	\$8,700.00	\$3,626.00	\$59,852.69
Kinley, Michele Sue	Teacher - LBS1 - Special Education	\$69,351.00	0.00	96.00	\$0.00	\$0.00	\$2,667.36	\$8,700.00	\$0.00	\$80,718.36
Kintner, Jared Michael	Teacher - Physical Education	\$73,369.00	0.00	112.00	\$0.00	\$0.00	\$2,822.16	\$8,700.00	\$0.00	\$84,891.16
Kintner, Jill Diane	Teacher - Art	\$77,387.00	0.00	112.00	\$0.00	\$0.00	\$3,037.83	\$8,700.00	\$1,609.52	\$90,734.35
Kintner, Rachael E	Teacher - Grade 8 - Social Studies/Langu	\$69,512.00	0.00	112.00	\$0.00	\$0.00	\$2,741.53	\$8,700.00	\$1,768.00	\$82,721.53
Kirshenbaum, Leza R	Teacher - LBS1 - Special Education	\$81,405.00	0.00	112.00	\$0.00	\$0.00	\$3,169.50	\$8,700.00	\$1,000.00	\$94,274.50
Kitterman, Linda Marie	Teacher - Early Childhd (Self Cont ECE)	\$61,476.00	0.00	112.00	\$0.00	\$0.00	\$2,481.82	\$8,700.00	\$3,235.84	\$75,893.66
Klendworth, Sheryllyn	Teacher - Grade 2	\$101,662.20	0.00	112.00	\$0.00	\$0.00	\$3,961.92	\$8,700.00	\$1,348.32	\$115,672.44
Klepp, Kara N	Teacher - LBS1 - Special Education	\$61,958.00	0.00	96.00	\$0.00	\$0.00	\$2,382.97	\$8,700.00	\$0.00	\$73,040.97
Klieber, Brandee Leigh	Teacher - French	\$60,271.00	0.00	96.00	\$0.00	\$0.00	\$2,319.56	\$8,700.00	\$36.16	\$71,326.72
Klockenga-Goss, Rhonda S	Teacher - Grade 8 - Math/Language Arts	\$94,062.00	0.00	112.00	\$0.00	\$0.00	\$3,815.78	\$8,700.00	\$9,757.36	\$116,335.14
Klockenga, Jason I	Teacher - Social Science	\$94,062.00	0.00	112.00	\$0.00	\$0.00	\$3,856.20	\$8,700.00	\$4,661.93	\$111,280.13
Klockenga, Joshua D	Teacher - Orientation to Ind Tech	\$69,833.00	0.00	96.00	\$0.00	\$0.00	\$2,758.91	\$8,700.00	\$1,628.47	\$82,920.38
Klockenga, Kathryn Elizabeth	Teacher - Grade 6 - Science/Language Art	\$81,405.00	0.00	96.00	\$0.00	\$0.00	\$3,254.84	\$8,700.00	\$3,256.04	\$96,615.88

215

**2023-2024 Certified Administrator and Teacher Salary and Benefits Report**

**McLean County USD 5**

Name	Position Description	Base Salary	Vacation Days	Sick Days	Bonuses	Annuities	Retirement Enhancements	Other Benefits	Other Compensation	Total Compensation
Kloster, Heather Ann	Social Worker	\$79,396.00	0.00	96.00	\$0.00	\$0.00	\$3,162.01	\$8,700.00	\$2,823.27	\$94,081.28
Kmetz, Julie	Teacher - Grade 2	\$69,512.00	0.00	96.00	\$0.00	\$0.00	\$2,696.41	\$8,700.00	\$600.00	\$81,508.41
Knapp, Brandon B	Teacher - Grade 8 - Social Studies/Langu	\$79,396.00	0.00	112.00	\$0.00	\$0.00	\$3,137.54	\$8,700.00	\$2,292.58	\$93,526.12
Knauf, Amy Lynne	Teacher - Grade 3	\$81,405.00	0.00	112.00	\$0.00	\$0.00	\$3,132.39	\$8,700.00	\$38.15	\$93,275.54
Knepler, Julia	Principal	\$101,422.52	0.00	14.00	\$0.00	\$0.00	\$12,240.32	\$8,700.00	\$4,000.00	\$126,362.84
Knott, Stanley Allen	Teacher - Chemistry/Physics	\$63,806.00	0.00	96.00	\$0.00	\$0.00	\$2,454.24	\$8,700.00	\$0.00	\$74,960.24
Knowles, Courtney L	Teacher - IMC Media Specialist	\$89,602.00	0.00	112.00	\$0.00	\$0.00	\$3,484.38	\$8,700.00	\$1,000.00	\$102,786.38
Kobel, Victoria R Stout	Teacher - Physical Ed/Driver Ed/Health	\$94,062.00	0.00	112.00	\$0.00	\$0.00	\$3,655.98	\$8,700.00	\$5,822.00	\$112,239.98
Koechle, Cristie Lamar	Teacher - LBS1 - Special Education	\$94,062.00	0.00	112.00	\$0.00	\$0.00	\$3,655.98	\$8,700.00	\$1,000.00	\$107,417.98
Koestner, Lyndsey C	Teacher - Interventnist/Reading Recovery	\$81,405.00	0.00	112.00	\$0.00	\$0.00	\$8,424.92	\$8,700.00	\$0.00	\$98,529.92
Kokotek, Leslie Susan	Teacher - LBS1 - Special Education	\$69,351.00	0.00	96.00	\$0.00	\$0.00	\$2,679.15	\$8,700.00	\$334.50	\$81,064.65
Konopasek, Christine Marie	Teacher - High School MTSS Interventionist	\$77,387.00	0.00	112.00	\$0.00	\$0.00	\$11,810.11	\$8,700.00	\$11,798.00	\$109,695.11
Kosenesky, Nicole C	Teacher - Grade 3	\$42,270.00	0.00	96.00	\$0.00	\$0.00	\$1,625.76	\$8,700.00	\$0.00	\$52,595.76
Kosier, Naomi Rae	Teacher - Intervention Speclst - Spec Ed	\$87,593.00	0.00	112.00	\$0.00	\$0.00	\$6,195.54	\$8,700.00	\$5,121.91	\$107,610.45
Kovack, Taylor	Teacher - Orientation to FACS	\$53,681.00	0.00	96.00	\$0.00	\$0.00	\$2,064.72	\$8,700.00	\$0.00	\$64,445.72
Kraft, Mackenzie A	Teacher - General Science	\$42,230.00	0.00	96.00	\$0.00	\$0.00	\$2,001.97	\$8,700.00	\$6,300.00	\$59,231.97
Kraus, Elizabeth A	Teacher - Grade 8 - Science/Language Art	\$44,359.00	0.00	96.00	\$0.00	\$0.00	\$1,711.40	\$8,700.00	\$148.78	\$54,919.18
Kraus, Morgan E	Teacher - General Math	\$44,314.00	0.00	96.00	\$0.00	\$0.00	\$1,707.97	\$8,700.00	\$105.63	\$54,827.60
Krogmeier, Paul Jeffrey	Teacher - English	\$71,682.00	0.00	112.00	\$0.00	\$0.00	\$2,756.88	\$8,700.00	\$0.00	\$83,138.88
Krut, Elizabeth Joy	Teacher - LBS1 - Special Education	\$67,985.00	0.00	96.00	\$0.00	\$0.00	\$2,614.80	\$8,700.00	\$0.00	\$79,299.80
Kuehn, McKenna M	Teacher - Grade 6 - Math/Language Arts	\$42,270.00	0.00	96.00	\$0.00	\$0.00	\$1,625.76	\$8,700.00	\$0.00	\$52,595.76
Kummer, Melissa Brianne	Psychologist	\$38,573.40	0.00	96.00	\$0.00	\$0.00	\$1,499.94	\$8,700.00	\$1,328.59	\$50,101.93
Kurfman, Lily Marisa	Teacher - LBS1 - Special Education	\$53,681.00	0.00	96.00	\$0.00	\$0.00	\$2,064.72	\$8,700.00	\$0.00	\$64,445.72
Kutemeier, Andrew M	Social Worker	\$73,530.00	0.00	96.00	\$0.00	\$0.00	\$2,990.49	\$8,700.00	\$4,225.50	\$89,445.99
Lakebrink, Margaret Christina	Psychologist	\$64,610.00	0.00	96.00	\$0.00	\$0.00	\$2,715.46	\$8,700.00	\$7,692.24	\$83,717.70
Lamberti, Mariah C	Teacher - LBS1 - Special Education	\$46,000.00	0.00	180.00	\$0.00	\$0.00	\$2,019.96	\$8,700.00	\$3,292.78	\$60,012.74
Lamboley, Daniel L	Director of Secondary Education	\$124,653.00	15.00	18.00	\$0.00	\$4,200.00	\$14,513.72	\$21,168.00	\$2,500.00	\$167,034.72
Lamboley, Michelle Marie	Assistant Superintendent	\$155,536.00	15.00	18.00	\$0.00	\$5,400.00	\$18,465.43	\$8,665.00	\$3,000.00	\$191,066.43
Lamkin, Sarah L	Teacher - Social Science	\$52,395.00	0.00	96.00	\$0.00	\$0.00	\$2,019.00	\$8,700.00	\$105.63	\$63,219.63
Lamotte, Emma	Social Worker	\$62,601.00	0.00	96.00	\$0.00	\$0.00	\$2,450.72	\$8,700.00	\$1,126.14	\$74,877.86
Lange, Stacie L	Teacher - Grade Kindergarten	\$60,271.00	0.00	112.00	\$0.00	\$0.00	\$2,404.38	\$8,700.00	\$2,242.00	\$73,617.38
Lanier, Erexenia W	Teacher - RTL Coordinator	\$106,799.62	0.00	112.00	\$0.00	\$0.00	\$15,683.06	\$8,700.00	\$0.00	\$131,182.68
Lanning, Suzanne Lee	Teacher - LBS1 - Special Education	\$61,476.00	0.00	112.00	\$0.00	\$0.00	\$9,387.27	\$8,700.00	\$3,235.84	\$82,799.11
Lanning, Todd A	Teacher - Grade 8 - Science	\$68,628.00	0.00	112.00	\$0.00	\$0.00	\$2,893.85	\$8,700.00	\$6,610.63	\$86,832.48
Lardi, Danielle E	Teacher - Grade Kindergarten	\$49,181.00	0.00	96.00	\$0.00	\$0.00	\$1,891.44	\$8,700.00	\$0.00	\$59,772.44
Larson, Dennis J	Assistant Principal	\$95,085.96	0.00	14.00	\$0.00	\$0.00	\$11,295.51	\$10,650.00	\$3,250.00	\$120,281.47
Laudeman, Julia Ann	Teacher - Grade 2	\$94,062.00	0.00	112.00	\$0.00	\$0.00	\$3,655.98	\$8,700.00	\$1,000.00	\$107,417.98
Law, Bridget Ann	Teacher - Grade 4	\$58,583.00	0.00	96.00	\$0.00	\$0.00	\$2,286.97	\$8,700.00	\$884.00	\$70,453.97
Lawent, Jessica L	Teacher - Grade 7 - Math/Language Arts	\$73,369.00	0.00	96.00	\$0.00	\$0.00	\$2,850.34	\$8,700.00	\$744.29	\$85,663.63
Lawler, Patrick D	Teacher - Social Science	\$79,396.00	0.00	112.00	\$0.00	\$0.00	\$3,053.52	\$8,700.00	\$0.00	\$91,149.52
Lawless, Melissa K	Psychologist	\$94,062.00	0.00	112.00	\$0.00	\$0.00	\$3,720.92	\$8,700.00	\$2,688.25	\$109,171.17
Lawrence, Kathryn Ann	Teacher - General Math	\$77,387.00	0.00	112.00	\$0.00	\$0.00	\$2,980.63	\$8,700.00	\$117.54	\$89,185.17
Lawton, Carrie Ann	Teacher - Grade 6 - Math/Language Arts	\$69,833.00	0.00	96.00	\$0.00	\$0.00	\$2,689.57	\$8,700.00	\$105.63	\$81,328.20
Leamer, Donna Lee	Teacher - Grade 2	\$94,062.00	0.00	112.00	\$0.00	\$0.00	\$3,655.98	\$8,700.00	\$1,000.00	\$107,417.98
Learned, Nicole Rae	Teacher - Art	\$50,386.00	0.00	96.00	\$0.00	\$0.00	\$1,938.00	\$8,700.00	\$0.00	\$61,024.00
Leddell, Chasity T	Teacher - Speech/Language Pathologist	\$94,062.00	0.00	112.00	\$0.00	\$0.00	\$3,675.60	\$8,700.00	\$1,500.00	\$107,937.60
Lee, Andrea Bernice	Teacher - Grade 4	\$73,369.00	0.00	112.00	\$0.00	\$0.00	\$2,822.16	\$8,700.00	\$0.00	\$84,891.16
Lee, Cassandra Leigh	Teacher - LBS1 - Special Education	\$55,208.00	0.00	96.00	\$0.00	\$0.00	\$2,405.42	\$8,700.00	\$1,990.32	\$68,303.74
Leff, Karen Rosene	Teacher - Grade Kindergarten	\$69,512.00	0.00	96.00	\$0.00	\$0.00	\$2,673.37	\$8,700.00	\$0.00	\$80,885.37
Lehr, David M	Teacher - Orientation to Ind Tech	\$87,593.00	0.00	112.00	\$0.00	\$0.00	\$3,937.05	\$8,700.00	\$10,371.26	\$110,601.31
Lehr, Margaret A	Teacher - Orientation to FACS	\$41,000.00	0.00	96.00	\$0.00	\$0.00	\$1,783.04	\$8,700.00	\$5,442.52	\$56,925.56
Lelms, Misty Charlene	Teacher - English	\$87,593.00	0.00	112.00	\$0.00	\$0.00	\$3,407.34	\$8,700.00	\$1,000.00	\$100,700.34
Leman, Rebecca R	Teacher - Grade 1	\$41,225.00	0.00	96.00	\$0.00	\$0.00	\$1,585.44	\$8,700.00	\$0.00	\$51,510.44
Lenz, Andrea Lynn	Assistant Principal	\$69,000.00	0.00	14.00	\$0.00	\$0.00	\$7,991.61	\$8,700.00	\$158.45	\$85,850.06
Lenz, Linda	Teacher - Grade 4	\$97,872.98	0.00	112.00	\$0.00	\$0.00	\$3,764.40	\$8,700.00	\$0.00	\$110,337.38
Lessen, Beth Anne	Teacher - Vocal Music	\$66,242.95	0.00	112.00	\$0.00	\$0.00	\$2,547.85	\$8,700.00	\$0.00	\$77,490.80
Leverton, Doris Melinda	Teacher - Grade 8 - Language Arts	\$81,405.00	0.00	112.00	\$0.00	\$0.00	\$3,235.80	\$8,700.00	\$2,431.63	\$95,772.43
Lewis, Connor James	Teacher - Orientation to Business	\$52,154.00	0.00	96.00	\$0.00	\$0.00	\$2,072.97	\$8,700.00	\$6,570.79	\$69,497.76
Lewis, Emily Anne	Teacher - LBS1 - Special Education	\$53,681.00	0.00	96.00	\$0.00	\$0.00	\$2,085.04	\$8,700.00	\$545.76	\$65,011.80
Lewis, Lawrence D	Teacher - General Science	\$61,958.00	0.00	96.00	\$0.00	\$0.00	\$2,568.98	\$17,400.00	\$4,836.16	\$86,763.14
Laysaht, Madison K	Teacher - Grade 5	\$20,272.22	0.00	96.00	\$0.00	\$0.00	\$779.52	\$8,700.00	\$0.00	\$29,751.74
Libernini, Amelia Brittany	Social Worker	\$63,967.00	0.00	96.00	\$0.00	\$0.00	\$2,581.42	\$8,700.00	\$3,121.37	\$78,369.79

216

**2023-2024 Certified Administrator and Teacher Salary and Benefits Report**  
**McLean County USD 5**

Name	Position Description	Base Salary	Vacation Days	Sick Days	Bonuses	Annuities	Retirement Enhancements	Other Benefits	Other Compensation	Total Compensation
Lillge, Terence M	Teacher - Physical Education	\$61,958.00	0.00	96.00	\$0.00	\$0.00	\$2,541.25	\$8,700.00	\$4,147.00	\$77,346.25
Logue, Derek M	Teacher - Physical Ed/Driver Ed	\$58,583.00	0.00	96.00	\$0.00	\$0.00	\$2,485.49	\$8,700.00	\$6,173.52	\$75,942.01
Logue, Megan Lorraine	Teacher - Grade 1	\$60,271.00	0.00	96.00	\$0.00	\$0.00	\$2,318.16	\$8,700.00	\$0.00	\$71,289.16
Long, Amanda Danielle	Teacher - General Science	\$69,833.00	0.00	112.00	\$0.00	\$0.00	\$2,685.84	\$8,700.00	\$0.00	\$81,218.84
Long, Jennifer Ann	Social Worker	\$71,360.00	0.00	112.00	\$0.00	\$0.00	\$2,815.68	\$8,700.00	\$1,365.38	\$84,241.06
Long, Stephanie	Teacher - Early Childhd (Self Cont ECE)	\$94,062.00	0.00	112.00	\$0.00	\$0.00	\$3,655.98	\$8,700.00	\$1,000.00	\$107,417.98
Lopez, Katie Lynn	Teacher - Social Science	\$63,806.00	0.00	112.00	\$0.00	\$0.00	\$2,459.21	\$8,700.00	\$140.84	\$75,106.05
Love, Mackenzie	Teacher - French	\$50,386.00	0.00	96.00	\$0.00	\$0.00	\$1,940.79	\$8,700.00	\$72.32	\$61,099.11
Lovell, Heidi Ann	Teacher - Grade Kindergarten	\$50,386.00	0.00	96.00	\$0.00	\$0.00	\$1,949.18	\$8,700.00	\$316.89	\$61,352.07
Luchtefeld, Mishel Nikole	Teacher - Grade 3	\$64,610.00	0.00	96.00	\$0.00	\$0.00	\$2,484.96	\$8,700.00	\$0.00	\$75,794.96
Luering, Elizabeth A	Teacher - Grade 4	\$94,062.00	0.00	112.00	\$0.00	\$0.00	\$3,655.98	\$8,700.00	\$1,000.00	\$107,417.98
Lueschen, Heather Lynn	Teacher - LBS1 - Special Education	\$49,181.00	0.00	96.00	\$0.00	\$0.00	\$1,898.90	\$8,700.00	\$5,033.26	\$64,813.16
Luginbuhl, Benjamin	Teacher - Vocal Music	\$94,062.00	0.00	112.00	\$0.00	\$0.00	\$4,002.53	\$8,700.00	\$10,014.00	\$116,778.53
Lynch, Jessica Ann	Teacher - Grade 6 - Math/Language Arts	\$62,601.00	0.00	96.00	\$0.00	\$0.00	\$2,452.23	\$8,700.00	\$492.92	\$74,246.15
Lynch, Kimberly M	Teacher - Grade 5	\$52,154.00	0.00	96.00	\$0.00	\$0.00	\$2,005.92	\$8,700.00	\$0.00	\$62,859.92
Maas, Megan Dawn	Teacher - Grade 4	\$65,735.00	0.00	112.00	\$0.00	\$0.00	\$2,531.89	\$8,700.00	\$105.63	\$77,072.52
Mace, Michael A	Substitute Certified	\$17,800.00	0.00	0.00	\$0.00	\$0.00	\$281.05	\$9,062.50	\$4,800.84	\$31,944.39
Mackinson, John E	Teacher - Orientation to Ind Tech	\$94,062.00	0.00	112.00	\$0.00	\$0.00	\$3,806.88	\$8,700.00	\$4,943.60	\$111,512.48
Mackinson, Kimberly S	Special Services & Vocational Center Coordinator	\$85,895.00	0.00	14.00	\$0.00	\$0.00	\$9,986.63	\$11,532.00	\$2,000.00	\$109,413.63
Mackinson, Nicole A	Teacher - English	\$94,062.00	0.00	112.00	\$0.00	\$0.00	\$3,676.05	\$8,700.00	\$1,524.11	\$107,962.16
Main, Ellen M	Teacher - LBS1 - Special Education	\$94,062.00	0.00	112.00	\$0.00	\$0.00	\$3,665.92	\$8,700.00	\$1,281.68	\$107,709.60
Mandros, Staci L	Teacher - LBS1 - Special Education	\$77,387.00	0.00	112.00	\$0.00	\$0.00	\$2,976.48	\$8,700.00	\$0.00	\$89,063.48
Mann, Marcus Chamar	Teacher - Physical Education	\$71,360.00	0.00	112.00	\$0.00	\$0.00	\$2,769.48	\$8,700.00	\$704.20	\$83,533.68
Mann, Sylvie	Teacher - Grade 2	\$46,368.00	0.00	96.00	\$0.00	\$0.00	\$1,783.44	\$8,700.00	\$0.00	\$56,851.44
Marcum, Nancy S	Nurse	\$92,818.98	0.00	112.00	\$0.00	\$0.00	\$3,938.39	\$8,700.00	\$9,573.07	\$115,030.44
Marsaglia, Shelley Quinn	Teacher - Grade 3	\$52,797.00	0.00	96.00	\$0.00	\$0.00	\$2,030.87	\$8,700.00	\$0.00	\$63,527.87
Martin Bixby, Lynnette	Teacher - Grade 5	\$101,662.20	0.00	112.00	\$0.00	\$0.00	\$3,910.08	\$8,700.00	\$0.00	\$114,272.28
Martin Boyd, Kimberly N	Principal	\$99,297.00	15.00	14.00	\$0.00	\$0.00	\$11,501.42	\$11,577.00	\$3,500.00	\$125,875.42
Martin, Taylor	Teacher - Grade 4	\$41,000.00	0.00	96.00	\$0.00	\$0.00	\$1,576.95	\$8,700.00	\$0.00	\$51,276.95
Martinez, John Arthur Joseph	Teacher - Physical Education	\$46,770.00	0.00	96.00	\$0.00	\$0.00	\$1,798.80	\$8,700.00	\$0.00	\$57,268.80
Marvel, Mollie	Teacher - Grade 5	\$45,886.00	0.00	96.00	\$0.00	\$0.00	\$1,775.27	\$8,700.00	\$267.97	\$56,629.24
Marvin, Ellie M	Teacher - English	\$65,735.00	0.00	112.00	\$0.00	\$0.00	\$2,602.28	\$8,700.00	\$7,754.61	\$84,791.89
Masla, Katherine Louise	Teacher - Grade Kindergarten	\$75,378.00	0.00	112.00	\$0.00	\$0.00	\$3,040.59	\$8,700.00	\$985.88	\$88,104.47
Matthews, Cullen Douglas	Teacher - Orientation to Business	\$69,351.00	0.00	112.00	\$0.00	\$0.00	\$2,768.10	\$8,700.00	\$2,631.16	\$83,450.26
Matthews, Katie Sue	Teacher - LBS1 - Special Education	\$67,824.00	0.00	96.00	\$0.00	\$0.00	\$2,628.43	\$8,700.00	\$827.16	\$79,979.59
Mattson, Rachel	Teacher - Speech/Language Pathologist	\$59,226.00	0.00	96.00	\$0.00	\$0.00	\$4,845.84	\$8,700.00	\$1,500.00	\$74,271.84
May, Diane Kay	Teacher - LBS1 - Special Education	\$68,628.00	0.00	112.00	\$0.00	\$0.00	\$2,639.52	\$8,700.00	\$0.00	\$79,967.52
Maynerich, Sara Ann	Teacher - Orientation to Business	\$62,280.00	0.00	96.00	\$0.00	\$0.00	\$2,432.70	\$8,700.00	\$978.53	\$74,391.23
Mc Cully, Julie Kay	Teacher - Grade 1	\$53,118.00	0.00	96.00	\$0.00	\$0.00	\$2,043.12	\$8,700.00	\$0.00	\$63,861.12
Mc Henry, Kimberly Ann	Teacher - Art	\$54,163.00	0.00	96.00	\$0.00	\$0.00	\$2,393.77	\$8,700.00	\$8,071.21	\$73,327.98
Mc Leod, Emily J	Teacher - LBS1 - Special Education	\$81,405.00	0.00	112.00	\$0.00	\$0.00	\$3,131.04	\$8,700.00	\$0.00	\$93,236.04
Mc Mahill, Kara Ann	Teacher - LBS1 - Special Education	\$81,405.00	0.00	112.00	\$0.00	\$0.00	\$3,131.04	\$8,700.00	\$0.00	\$93,236.04
Mc Morris, David G	Teacher - Grade 7 - Social Studies/Langu	\$94,062.00	0.00	112.00	\$0.00	\$0.00	\$3,655.98	\$8,700.00	\$1,000.00	\$107,417.98
McCaw, Joelette Lea	Nurse	\$59,467.00	0.00	96.00	\$0.00	\$0.00	\$2,338.02	\$8,700.00	\$1,321.49	\$71,826.51
McClure, Courtney	Associate Principal	\$94,275.00	15.00	16.00	\$0.00	\$3,000.00	\$10,956.74	\$8,665.00	\$2,500.00	\$119,396.74
McClure, Kristin	Teacher - Speech/Language Pathologist	\$75,378.00	0.00	96.00	\$0.00	\$0.00	\$2,956.56	\$8,700.00	\$1,500.00	\$88,534.56
McCubbins, Hana L	Teacher - Early Childhd (Self Cont ECE)	\$63,967.00	0.00	96.00	\$0.00	\$0.00	\$2,513.46	\$8,700.00	\$1,378.82	\$76,559.28
McWhorter, Tyler Wayne	Teacher - English	\$77,387.00	0.00	112.00	\$0.00	\$0.00	\$3,116.29	\$8,700.00	\$3,641.63	\$92,844.92
Meiss, Tanner J	Teacher - English as Second Lang	\$44,314.00	0.00	96.00	\$0.00	\$0.00	\$1,716.66	\$8,700.00	\$352.10	\$55,082.76
Mennenga, Hayley Jo	Teacher - Grade 2	\$79,396.00	0.00	112.00	\$0.00	\$0.00	\$3,109.20	\$8,700.00	\$1,442.00	\$92,647.20
Mercado, Megan	Teacher - Orientation to FACS	\$44,681.00	0.00	96.00	\$0.00	\$0.00	\$576.53	\$2,900.00	\$1,105.63	\$49,263.16
Mercer, Karen Jane	Teacher - LBS1 - Special Education	\$64,255.01	0.00	96.00	\$0.00	\$0.00	\$2,511.99	\$8,700.00	\$281.68	\$75,748.68
Meredith, Corey Grace	Teacher - Orientation to FACS	\$73,530.00	0.00	112.00	\$0.00	\$0.00	\$2,895.60	\$8,700.00	\$1,836.10	\$86,961.70
Meszar, Jillian D	Teacher - Instrumental Music	\$44,359.00	0.00	96.00	\$0.00	\$0.00	\$1,759.93	\$8,700.00	\$1,406.00	\$56,224.93
Meyer, Christine	Teacher - Speech/Language Pathologist	\$71,682.00	0.00	96.00	\$0.00	\$0.00	\$2,814.48	\$8,700.00	\$1,500.00	\$84,696.48
Michalak, Bryan M	Teacher - Grade 5	\$47,975.00	0.00	96.00	\$0.00	\$0.00	\$1,845.35	\$8,700.00	\$0.00	\$58,520.35
Mier, Angela M	Teacher - Speech/Language Pathologist	\$81,405.00	0.00	112.00	\$0.00	\$0.00	\$3,224.33	\$8,700.00	\$2,512.29	\$95,841.62
Miles, Lucas Gregory	Teacher - Grade 3	\$73,530.00	0.00	112.00	\$0.00	\$0.00	\$2,828.16	\$8,700.00	\$0.00	\$85,058.16
Miller, Andrew M	Teacher - Grade 7 - Science/Language Art	\$56,735.00	0.00	112.00	\$0.00	\$0.00	\$2,287.57	\$8,700.00	\$2,757.63	\$70,480.20
Miller, Ashley M	Teacher - Grade 5	\$56,735.00	0.00	96.00	\$0.00	\$0.00	\$2,181.84	\$8,700.00	\$0.00	\$67,616.84
Miller, Elizabeth Carol	Teacher - Grade 4	\$69,512.00	0.00	96.00	\$0.00	\$0.00	\$2,673.37	\$8,700.00	\$0.00	\$80,885.37
Miller, Emily S	Teacher - Grade 3	\$52,797.00	0.00	96.00	\$0.00	\$0.00	\$2,172.50	\$8,700.00	\$985.88	\$64,655.38

217

**2023-2024 Certified Administrator and Teacher Salary and Benefits Report**  
**McLean County USD 5**

Name	Position Description	Base Salary	Vacation Days	Sick Days	Bonuses	Annuities	Retirement Enhancements	Other Benefits	Other Compensation	Total Compensation
Miller, Hanna E	Teacher - LBS1 - Special Education	\$41,225.00	0.00	96.00	\$0.00	\$0.00	\$1,585.44	\$8,700.00	\$4,822.00	\$56,332.44
Miller, Kaitlin M	Teacher - General Math	\$49,100.00	0.00	96.00	\$0.00	\$0.00	\$1,973.53	\$8,700.00	\$2,220.26	\$61,993.79
Miller, Mary Jennifer	Teacher - LBS1 - Special Education	\$58,101.00	0.00	96.00	\$0.00	\$0.00	\$2,320.53	\$8,700.00	\$704.20	\$69,825.73
Miller, Rachel L	Teacher - General Math	\$46,770.00	0.00	96.00	\$0.00	\$0.00	\$1,798.80	\$8,700.00	\$0.00	\$57,268.80
Minor, Michelle	Teacher - Grade 4	\$94,062.00	0.00	112.00	\$0.00	\$0.00	\$3,679.02	\$8,700.00	\$1,600.00	\$108,041.02
Mitchell, Kristina Renee	Teacher - Grade Kindergarten	\$46,391.00	0.00	96.00	\$0.00	\$0.00	\$1,784.16	\$8,700.00	\$0.00	\$56,875.16
Modglin, Margaret Kathleen	Teacher - Speech/Language Pathologist	\$94,062.00	0.00	112.00	\$0.00	\$0.00	\$4,343.62	\$8,700.00	\$12,160.62	\$119,266.24
Molenhour, Jamale Alicia	Teacher - Grade Kindergarten	\$58,583.00	0.00	96.00	\$0.00	\$0.00	\$2,253.12	\$8,700.00	\$0.00	\$69,536.12
Monaxios, Mary M	Teacher - Grade 4	\$50,627.00	0.00	96.00	\$0.00	\$0.00	\$1,947.36	\$17,400.00	\$0.00	\$69,974.36
Monson, Wonder A	Teacher - Orientation to Business	\$44,314.00	0.00	96.00	\$0.00	\$0.00	\$1,777.86	\$8,700.00	\$639.13	\$55,430.99
Moore, Amy Elizabeth	Teacher - Grade 2	\$94,062.00	0.00	112.00	\$0.00	\$0.00	\$3,717.76	\$8,700.00	\$2,608.48	\$109,088.24
Moore, Jaime M	Teacher - Speech/Language Pathologist	\$87,593.00	0.00	112.00	\$0.00	\$0.00	\$3,464.94	\$8,700.00	\$2,500.00	\$102,257.94
Mora, Christina L	Teacher - Grade 4	\$58,583.00	0.00	96.00	\$0.00	\$0.00	\$2,253.12	\$8,700.00	\$0.00	\$69,536.12
Morgan, Suzanne Marie	Teacher - Grade Kindergarten	\$81,405.00	0.00	112.00	\$0.00	\$0.00	\$3,131.04	\$8,700.00	\$0.00	\$93,236.04
Morris, Kristina S	Teacher - Middle School MTSS Interventionist	\$65,655.00	0.00	96.00	\$0.00	\$0.00	\$9,643.70	\$8,700.00	\$75.35	\$84,074.05
Mosby, Sarah J	Teacher - Grade 2	\$56,895.00	0.00	96.00	\$0.00	\$0.00	\$2,188.31	\$8,700.00	\$0.00	\$67,783.31
Mosher, Sandra	Teacher - Grade 5	\$66,994.00	0.00	96.00	\$0.00	\$0.00	\$1,704.24	\$8,700.00	\$0.00	\$77,398.24
Mosier, Megan A	Teacher - Speech/Language Pathologist	\$47,734.00	0.00	96.00	\$0.00	\$0.00	\$1,836.00	\$8,700.00	\$0.00	\$58,270.00
Moyer, Kory	Teacher - German	\$60,271.00	0.00	96.00	\$0.00	\$0.00	\$2,318.16	\$8,700.00	\$0.00	\$71,289.16
Mroz, Jennifer M	Teacher - IIMC Media Specialist	\$60,271.00	0.00	112.00	\$0.00	\$0.00	\$2,390.47	\$8,700.00	\$1,884.00	\$73,245.47
Mueller, Kelsey Rae	Teacher - Physical Ed/Driver Ed/Health	\$69,833.00	0.00	112.00	\$0.00	\$0.00	\$3,186.81	\$8,700.00	\$13,187.05	\$94,906.86
Muganji, Kendra L	Teacher - English as Second Lang	\$63,806.00	0.00	96.00	\$0.00	\$0.00	\$2,454.24	\$8,700.00	\$0.00	\$74,960.24
Muirhead, Shanice	Teacher - Early Childhd (Self Cont ECE)	\$41,225.00	0.00	96.00	\$0.00	\$0.00	\$1,590.41	\$8,700.00	\$140.84	\$51,656.25
Murphy, Jessica	Nurse	\$62,601.00	0.00	96.00	\$0.00	\$0.00	\$2,461.19	\$8,700.00	\$1,391.14	\$75,153.33
Murray, Kelly M	Teacher - Grade 1	\$83,414.00	0.00	112.00	\$0.00	\$0.00	\$3,208.32	\$8,700.00	\$0.00	\$95,322.32
Murrin, Daniel Patrick	Teacher - Physical Education	\$77,387.00	0.00	112.00	\$0.00	\$0.00	\$3,040.98	\$8,700.00	\$1,675.56	\$90,803.54
Murrin, Malea Masley	Teacher - Physical Ed/Driver Ed	\$92,656.00	0.00	112.00	\$0.00	\$0.00	\$3,630.30	\$8,700.00	\$1,876.05	\$106,862.35
Musselman, Tayler Marie	Teacher - LBS1 - Special Education	\$56,895.00	0.00	96.00	\$0.00	\$0.00	\$2,319.47	\$8,700.00	\$3,411.57	\$71,326.04
Musslewhite, Kylie E	Teacher - LBS1 - Special Education	\$44,314.00	0.00	96.00	\$0.00	\$0.00	\$2,041.03	\$8,700.00	\$2,344.32	\$57,399.35
Mustard, Kellee Ann	Nurse	\$73,369.00	0.00	96.00	\$0.00	\$0.00	\$2,869.18	\$8,700.00	\$1,222.82	\$86,161.00
Myers, Brady	Teacher - Grade 4/5 - Bilingual-Spanish	\$41,000.00	0.00	96.00	\$0.00	\$0.00	\$525.60	\$2,900.00	\$1,000.00	\$45,425.60
Myers, Gabriel Aaron	Teacher - Vocal Music	\$87,593.00	0.00	112.00	\$0.00	\$0.00	\$3,424.61	\$8,700.00	\$1,442.00	\$101,159.61
Myers, Kati	Social Worker	\$55,314.58	0.00	96.00	\$0.00	\$0.00	\$709.20	\$2,900.00	\$1,000.00	\$59,923.78
Negley, Paula Jo	Teacher - Orientation to FACS	\$74,869.96	0.00	112.00	\$0.00	\$0.00	\$2,879.76	\$8,700.00	\$0.00	\$86,449.72
Neiburger, Levi H	Teacher - General Math	\$42,270.00	0.00	96.00	\$0.00	\$0.00	\$1,687.68	\$8,700.00	\$1,607.00	\$54,264.68
Nelson, Margaret Rose	Teacher - Grade 3	\$77,387.00	0.00	112.00	\$0.00	\$0.00	\$2,976.48	\$8,700.00	\$0.00	\$89,063.48
Nemtusiak, Melanie	Teacher - LBS1 - Special Education	\$52,154.00	0.00	96.00	\$0.00	\$0.00	\$2,009.65	\$8,700.00	\$105.63	\$62,969.28
Neuhouser, Tammy L	Teacher - LBS1 - Special Education	\$71,316.02	0.00	112.00	\$0.00	\$0.00	\$2,742.96	\$8,700.00	\$0.00	\$82,758.98
Newton, Carlie A	Guidance Counselor	\$64,289.00	0.00	96.00	\$0.00	\$0.00	\$2,520.56	\$8,700.00	\$1,250.06	\$76,759.62
Newton, Jordan B	Teacher - LBS1 - Special Education	\$79,396.00	0.00	112.00	\$0.00	\$0.00	\$3,111.12	\$8,700.00	\$1,500.00	\$92,707.12
Newton, Laura	Teacher - Grade 4	\$41,225.00	0.00	96.00	\$0.00	\$0.00	\$528.48	\$2,900.00	\$1,000.00	\$45,653.48
Nicasio, Mariana	Principal	\$101,280.00	15.00	16.00	\$0.00	\$0.00	\$12,027.33	\$8,665.00	\$2,500.00	\$124,472.33
Niekamp, Tracy	Teacher - Adaptive PE	\$47,975.00	0.00	96.00	\$0.00	\$0.00	\$1,847.88	\$8,700.00	\$72.32	\$58,595.20
Noel, Bethany	Teacher - LBS1 - Special Education	\$56,172.00	0.00	96.00	\$0.00	\$0.00	\$2,160.24	\$8,700.00	\$0.00	\$67,032.24
Nord, Allison K	Special Education Intervention Coach	\$65,655.00	0.00	96.00	\$0.00	\$0.00	\$2,532.49	\$8,700.00	\$211.26	\$77,098.75
Nordman, Nicole	Substitute Certified	\$17,448.90	0.00	84.00	\$0.00	\$0.00	\$256.91	\$3,262.50	\$0.00	\$20,968.31
Norris, Nina Yoana	Teacher - Grade 3 - Bilingual-Spanish	\$49,181.00	0.00	96.00	\$0.00	\$0.00	\$1,891.81	\$8,700.00	\$0.00	\$59,772.81
Norton, Andrea Nicole	Teacher - IIMC Media Specialist	\$63,967.00	0.00	112.00	\$0.00	\$0.00	\$2,483.28	\$8,700.00	\$600.00	\$75,750.28
Nottke, Nicole E	Social Worker	\$48,377.00	0.00	96.00	\$0.00	\$0.00	\$1,860.72	\$8,700.00	\$2,266.25	\$61,203.97
Nourie, Cindy Lynn	Teacher - Grade 3	\$89,602.00	0.00	112.00	\$0.00	\$0.00	\$3,484.85	\$8,700.00	\$1,000.00	\$102,786.85
Nourie, Jason E	Teacher - Instructional Coach - Technology	\$81,405.00	0.00	112.00	\$0.00	\$0.00	\$3,209.81	\$8,700.00	\$2,144.33	\$95,459.14
Nourie, Julie A	Teacher - Grade 8 - Language Arts	\$81,405.00	0.00	112.00	\$0.00	\$0.00	\$3,169.50	\$8,700.00	\$1,000.00	\$94,274.50
Novotney, Megan E	Teacher - Grade 7 - Social Studies	\$94,062.00	0.00	112.00	\$0.00	\$0.00	\$3,713.58	\$8,700.00	\$2,500.00	\$108,975.58
Nutter, Christina Lynn	Teacher - English as Second Lang	\$67,503.00	0.00	96.00	\$0.00	\$0.00	\$2,621.16	\$8,700.00	\$704.20	\$79,528.36
O'Brien, Jennifer Anne	Nurse	\$57,217.00	0.00	112.00	\$0.00	\$0.00	\$2,200.56	\$8,700.00	\$0.00	\$68,117.56
O'Day, Amber Ann	Teacher - Instructional Coach - Technology	\$92,656.00	0.00	112.00	\$0.00	\$0.00	\$3,809.37	\$8,700.00	\$6,618.03	\$111,783.40
O'Dea, Colleen M	Teacher - English as Second Lang	\$103,665.18	0.00	112.00	\$0.00	\$0.00	\$3,986.89	\$8,700.00	\$0.00	\$116,352.07
O'Malley Chaon, Alicia	Teacher - Adaptive PE	\$69,351.00	0.00	96.00	\$0.00	\$0.00	\$2,536.45	\$8,337.50	\$0.00	\$80,224.95
O'Brien, Lindsay A	Psychologist	\$67,824.00	0.00	96.00	\$0.00	\$0.00	\$2,736.29	\$8,700.00	\$2,362.05	\$81,622.34
O'Dell, Dawn M	Teacher - Physical Education	\$94,062.00	0.00	112.00	\$0.00	\$0.00	\$3,621.70	\$8,700.00	\$108.48	\$106,492.18
Ogdon, Tricia L	Teacher - Band	\$75,378.00	0.00	112.00	\$0.00	\$0.00	\$2,961.97	\$8,700.00	\$1,652.63	\$88,692.60
O'Grady, Erin A	Principal	\$84,612.16	0.00	14.00	\$0.00	\$0.00	\$9,981.17	\$8,700.00	\$4,000.00	\$107,293.33

218

**2023-2024 Certified Administrator and Teacher Salary and Benefits Report**  
**McLean County USD 5**

Name	Position Description	Base Salary	Vacation Days	Sick Days	Bonuses	Annuities	Retirement Enhancements	Other Benefits	Other Compensation	Total Compensation
Oliver, Jamie Von	Teacher - Physical Education	\$60,271.00	0.00	112.00	\$0.00	\$0.00	\$2,370.02	\$8,700.00	\$1,380.00	\$72,721.02
Olsen, Cora R	Teacher - Grade 3	\$94,062.00	0.00	112.00	\$0.00	\$0.00	\$3,630.28	\$8,700.00	\$335.21	\$106,727.49
Olson, Erin P	Teacher - LBS1 - Special Education	\$79,396.00	0.00	112.00	\$0.00	\$0.00	\$11,658.72	\$8,700.00	\$0.00	\$99,754.72
Olson, Katherine Irene	Teacher - Art	\$87,593.00	0.00	112.00	\$0.00	\$0.00	\$3,408.73	\$8,700.00	\$1,036.13	\$100,737.86
Olson, Rachel M	Teacher - Early Childhd (Self Cont ECE)	\$41,225.00	0.00	96.00	\$0.00	\$0.00	\$1,585.44	\$8,700.00	\$0.00	\$51,510.44
Orr, Carla J	Teacher - Speech/Language Pathologist	\$99,462.98	0.00	112.00	\$0.00	\$0.00	\$3,850.65	\$8,700.00	\$176.05	\$112,189.68
Ortiz, Brianna Nicole	Teacher - LBS1 - Special Education	\$54,002.00	0.00	96.00	\$0.00	\$0.00	\$2,076.97	\$8,700.00	\$0.00	\$64,778.97
Ostling, Corey Matthew	Certified College/Career Counselor	\$71,682.00	0.00	112.00	\$0.00	\$0.00	\$3,137.91	\$8,700.00	\$14,491.93	\$98,011.84
Owens, Megan A	Teacher - Grade 6 - Math	\$77,387.00	0.00	112.00	\$0.00	\$0.00	\$3,073.08	\$8,700.00	\$2,516.63	\$91,676.71
Oxarart, Aimee	Principal	\$101,000.00	15.00	16.00	\$0.00	\$0.00	\$11,660.07	\$11,247.00	\$2,500.00	\$126,407.07
Pabst, Rebecca J	Teacher - Grade 8 - Language Arts	\$83,414.00	0.00	112.00	\$0.00	\$0.00	\$3,253.17	\$8,700.00	\$1,176.05	\$96,543.22
Pacey, Patricia Arlene	Teacher - Grade 5	\$60,271.00	0.00	96.00	\$0.00	\$0.00	\$2,318.16	\$8,700.00	\$0.00	\$71,289.16
Painter, Leah B	Teacher - Grade 1	\$42,270.00	0.00	96.00	\$0.00	\$0.00	\$1,625.76	\$8,700.00	\$0.00	\$52,595.76
Palacio, Elisa C	Teacher - English as Second Lang	\$54,163.00	0.00	96.00	\$0.00	\$0.00	\$7,955.24	\$8,700.00	\$36.13	\$70,854.37
Palma, Janine M	Teacher - LBS1 - Special Education	\$88,638.00	0.00	112.00	\$0.00	\$0.00	\$3,413.35	\$8,700.00	\$117.54	\$100,868.89
Palmer, Elisa L	Principal	\$99,297.00	15.00	14.00	\$0.00	\$0.00	\$11,700.67	\$11,247.00	\$2,000.00	\$124,244.67
Panizo, Stacey L	Teacher - Speech/Language Pathologist	\$101,662.20	0.00	112.00	\$0.00	\$0.00	\$3,974.88	\$8,700.00	\$1,685.40	\$116,022.48
Panizzi, Michelle	Teacher - General Math	\$53,681.00	0.00	96.00	\$0.00	\$0.00	\$2,066.12	\$8,700.00	\$36.16	\$64,483.28
Pantaleone, Meaghan E	Teacher - Grade 3	\$67,503.00	0.00	112.00	\$0.00	\$0.00	\$2,596.32	\$8,700.00	\$0.00	\$78,799.32
Papandrea, Shiann R	Teacher - Grade 7 - Language Arts	\$58,583.00	0.00	96.00	\$0.00	\$0.00	\$2,386.66	\$8,700.00	\$3,492.68	\$73,162.34
Papoccia, Brett Michael	Associate Principal	\$79,924.00	15.00	14.00	\$0.00	\$0.00	\$9,293.54	\$11,329.50	\$2,500.00	\$103,047.04
Parsons, Taylor M	Teacher - Grade 4	\$41,225.00	0.00	96.00	\$0.00	\$0.00	\$1,585.44	\$8,700.00	\$0.00	\$51,510.44
Paulson, Patricia L	Teacher - Grade 4	\$71,521.00	0.00	96.00	\$0.00	\$0.00	\$2,755.06	\$8,700.00	\$108.48	\$83,084.54
Pavlou, Alexis J	Teacher - Grade 5	\$42,270.00	0.00	96.00	\$0.00	\$0.00	\$1,625.76	\$8,700.00	\$0.00	\$52,595.76
Payne, Mark B	Teacher - Physical Education	\$71,360.00	0.00	96.00	\$0.00	\$0.00	\$2,744.64	\$8,700.00	\$0.00	\$82,804.64
Peebles, Gwen E	Substitute Certified	\$17,800.00	0.00	84.00	\$0.00	\$0.00	\$208.56	\$3,262.50	\$0.00	\$21,271.06
Pendleton, Tara D	Teacher - Orientation to Business	\$94,062.00	0.00	112.00	\$0.00	\$0.00	\$3,690.88	\$8,700.00	\$1,930.74	\$108,383.62
Pennington, Kristine D	Early Learning Administrator	\$98,854.00	15.00	16.00	\$0.00	\$0.00	\$11,134.79	\$8,665.00	\$1,000.00	\$119,653.79
Peoples, Teresa Ann	Teacher - Grade 8 - Language Arts	\$81,405.00	0.00	112.00	\$0.00	\$0.00	\$12,546.59	\$8,700.00	\$3,999.63	\$106,651.22
Perez, Christy Renee	Teacher - General Math	\$67,664.00	0.00	112.00	\$0.00	\$0.00	\$2,602.32	\$8,700.00	\$0.00	\$78,966.32
Perkins, Suzanne Marie	Teacher - LBS1 - Special Education	\$65,722.73	0.00	112.00	\$0.00	\$0.00	\$2,693.03	\$8,700.00	\$4,292.15	\$81,407.91
Peters, Austin Charles	Teacher - Physical Education	\$46,368.00	0.00	96.00	\$0.00	\$0.00	\$1,908.43	\$8,700.00	\$3,250.13	\$60,226.56
Peters, Scott D	Principal	\$109,432.92	0.00	14.00	\$0.00	\$0.00	\$12,814.31	\$11,532.00	\$1,500.00	\$135,279.23
Petersen, Glen R	Teacher - Social Science	\$61,476.00	0.00	112.00	\$0.00	\$0.00	\$2,408.53	\$8,700.00	\$1,153.85	\$73,738.38
Petersen, Jamith L G	Social Worker	\$81,405.00	0.00	112.00	\$0.00	\$0.00	\$3,279.28	\$8,700.00	\$3,856.75	\$97,241.03
Petersen, Vanessa Marie	Teacher - Interventnist/Reading Recovery	\$67,985.00	0.00	112.00	\$0.00	\$0.00	\$7,035.84	\$8,700.00	\$0.00	\$83,720.84
Peterson, Jennifer K	Teacher - LBS1 - Special Education	\$58,583.00	0.00	96.00	\$0.00	\$0.00	\$2,308.86	\$8,700.00	\$1,452.42	\$71,044.28
Peterson, Kailey A	Teacher - Art	\$71,682.00	0.00	96.00	\$0.00	\$0.00	\$2,760.61	\$8,700.00	\$105.63	\$83,248.24
Peterson, Sarah Jean	Psychologist	\$94,062.00	0.00	112.00	\$0.00	\$0.00	\$3,773.88	\$8,700.00	\$4,067.70	\$110,603.58
Petry, Anna Rose	Teacher - Grade Kindergarten	\$44,359.00	0.00	96.00	\$0.00	\$0.00	\$1,705.93	\$8,700.00	\$0.00	\$54,764.93
Pett, Rachel E	Teacher - Grade 6 - Language Arts	\$63,806.00	0.00	96.00	\$0.00	\$0.00	\$2,467.91	\$8,700.00	\$387.31	\$75,361.22
Peyton, Caitlan Elizabeth	Teacher - Physical Education	\$67,503.00	0.00	112.00	\$0.00	\$0.00	\$2,596.32	\$8,700.00	\$0.00	\$78,799.32
Pfleger, Carley Ann	Teacher - Grade 7 - Math/Language Arts	\$60,271.00	0.00	96.00	\$0.00	\$0.00	\$2,321.89	\$8,700.00	\$105.63	\$71,398.52
Phelps, Dawn M	Certified Leave Positions- Unpaid	\$0.00	0.00	112.00	\$0.00	\$0.00	\$0.00	\$0.00	\$0.00	\$0.00
Phillips, David J	Teacher - Grade 8 - Math/Language Arts	\$59,467.00	0.00	96.00	\$0.00	\$0.00	\$2,302.80	\$8,700.00	\$402.00	\$70,871.80
Piepenbrink, Brady S	Teacher - Orientation to Business	\$55,369.00	0.00	96.00	\$0.00	\$0.00	\$2,149.47	\$8,700.00	\$193.66	\$66,412.13
Piepenbrink, Chelsea	Teacher - Grade 2	\$51,752.00	0.00	96.00	\$0.00	\$0.00	\$1,990.56	\$8,700.00	\$0.00	\$62,442.56
Pilchard, Melissa	Substitute Certified	\$17,800.00	0.00	84.00	\$0.00	\$0.00	\$226.86	\$3,262.50	\$0.00	\$21,289.36
Pilon, Michelle Marie	Teacher - Grade 6 - Social Studies/Langu	\$74,869.96	0.00	112.00	\$0.00	\$0.00	\$2,879.76	\$8,700.00	\$0.00	\$86,449.72
Pirtle, Grace	Teacher - Early Childhd (Self Cont ECE)	\$44,359.00	0.00	96.00	\$0.00	\$0.00	\$1,705.93	\$8,700.00	\$0.00	\$54,764.93
Plattner, Heather Paullin	Teacher - Specialized Voc Education	\$75,378.00	0.00	112.00	\$0.00	\$0.00	\$2,977.62	\$8,700.00	\$1,467.56	\$88,523.18
Polley, Melissa Joan	Teacher - Grade Kindergarten	\$75,378.00	0.00	112.00	\$0.00	\$0.00	\$2,901.14	\$8,700.00	\$61.62	\$87,040.76
Pommier, Patrick Scott	Teacher - Physical Education	\$58,583.00	0.00	96.00	\$0.00	\$0.00	\$2,253.12	\$8,700.00	\$0.00	\$69,536.12
Poncin, Jennifer Lynn	Teacher - LBS1 - Special Education	\$42,270.00	0.00	96.00	\$0.00	\$0.00	\$1,625.76	\$8,700.00	\$0.00	\$52,595.76
Porter, Jeffrey	Teacher - Grade 7 - Social Studies/Langu	\$81,405.00	0.00	112.00	\$0.00	\$0.00	\$3,173.23	\$8,700.00	\$1,105.63	\$94,383.86
Poulos, Alyssa Breanne	Teacher - Grade 8 - Language Arts	\$50,386.00	0.00	96.00	\$0.00	\$0.00	\$1,989.12	\$8,700.00	\$1,326.00	\$62,401.12
Powell, Andrea N	Nurse	\$59,467.00	0.00	96.00	\$0.00	\$0.00	\$2,287.20	\$8,700.00	\$0.00	\$70,454.20
Powell, April P	Social Worker	\$67,985.00	0.00	96.00	\$0.00	\$0.00	\$2,658.38	\$8,700.00	\$1,133.08	\$80,476.46
Powell, Nicole C	Teacher - LBS1 - Special Education	\$73,369.00	0.00	96.00	\$0.00	\$0.00	\$2,862.63	\$8,700.00	\$281.68	\$85,213.31
Pratt, Cynthia R	Teacher - LBS1 - Special Education	\$60,833.00	0.00	96.00	\$0.00	\$0.00	\$2,383.09	\$8,700.00	\$362.80	\$72,278.89
Pratte, Diana Lynn	Teacher - Speech/Language Pathologist	\$71,402.53	0.00	96.00	\$0.00	\$0.00	\$2,746.08	\$8,700.00	\$0.00	\$82,848.61
Prescott, Ericka J	Teacher - Interventnist/Reading Recovery	\$88,638.00	0.00	112.00	\$0.00	\$0.00	\$9,173.28	\$8,700.00	\$0.00	\$106,511.28

219

**2023-2024 Certified Administrator and Teacher Salary and Benefits Report**

**McLean County USD 5**

Name	Position Description	Base Salary	Vacation Days	Sick Days	Bonuses	Annuities	Retirement Enhancements	Other Benefits	Other Compensation	Total Compensation
Price, Steven B	Teacher - Physical Ed/Driver Ed	\$94,062.00	0.00	112.00	\$0.00	\$0.00	\$3,890.46	\$8,700.00	\$12,229.50	\$118,881.96
Priller, Kimberly Erin	Assistant Principal	\$77,042.00	0.00	14.00	\$0.00	\$0.00	\$9,198.94	\$8,700.00	\$2,676.05	\$97,616.99
Primo, Abigail Emma	Teacher - General Science	\$58,181.00	0.00	96.00	\$0.00	\$0.00	\$2,268.72	\$8,700.00	\$803.50	\$69,953.22
Prosser, Sarah	Teacher - LBS1 - Special Education	\$50,386.00	0.00	96.00	\$0.00	\$0.00	\$1,980.24	\$8,700.00	\$331.89	\$61,398.13
Provin, Kate Amanda	Teacher - LBS1 - Special Education	\$55,208.00	0.00	96.00	\$0.00	\$0.00	\$2,290.20	\$8,700.00	\$1,161.93	\$67,360.13
Pufahl, Kathleen S	Teacher - General Science	\$51,592.00	0.00	96.00	\$0.00	\$0.00	\$1,984.32	\$8,700.00	\$0.00	\$62,276.32
Pullium, Cody R	Associate Principal	\$76,695.83	15.00	16.00	\$0.00	\$0.00	\$8,638.80	\$8,320.00	\$0.00	\$93,654.63
Pummill, Melissa E	Teacher - LBS1 - Special Education	\$47,975.00	0.00	96.00	\$0.00	\$0.00	\$1,847.26	\$8,700.00	\$1,054.24	\$59,576.50
Quakenbush, Maxine J	Teacher - Health Education	\$101,662.20	0.00	112.00	\$0.00	\$0.00	\$4,015.50	\$8,700.00	\$2,745.77	\$117,123.47
Quattro, Tracy Jean	Teacher - Grade 1	\$44,359.00	0.00	96.00	\$0.00	\$0.00	\$1,705.93	\$8,700.00	\$0.00	\$54,764.93
Quist, Margaret Hope	Teacher - Speech/Language Pathologist	\$53,681.00	0.00	96.00	\$0.00	\$0.00	\$2,122.32	\$8,700.00	\$1,500.00	\$66,003.32
Rackauskas, Jarrod Anthony	Teacher - Chemistry	\$73,369.00	0.00	96.00	\$0.00	\$0.00	\$2,992.32	\$8,700.00	\$4,420.00	\$89,481.32
Radford, Curtis B	Teacher - LBS1 - Special Education	\$44,841.00	0.00	96.00	\$0.00	\$0.00	\$1,726.03	\$8,700.00	\$36.16	\$55,303.19
Raney, Christen A	Teacher - Orientation to FACS	\$61,958.00	0.00	96.00	\$0.00	\$0.00	\$2,382.97	\$8,700.00	\$0.00	\$73,040.97
Rasch, Kathryn Lee	Teacher - Grade 5	\$63,806.00	0.00	112.00	\$0.00	\$0.00	\$2,454.24	\$8,700.00	\$0.00	\$74,960.24
Rashid, Daniel	Substitute Certified	\$17,800.00	0.00	96.00	\$0.00	\$0.00	\$222.56	\$0.00	\$0.00	\$18,022.56
Ray, Angela	Teacher - IMC Media Specialist	\$94,062.00	0.00	112.00	\$0.00	\$0.00	\$3,690.06	\$8,700.00	\$1,884.00	\$108,336.06
Raycraft, Erica Danielle	Teacher - Grade 2	\$54,485.00	0.00	96.00	\$0.00	\$0.00	\$2,095.44	\$8,700.00	\$0.00	\$65,280.44
Reardon, Kelly J	Teacher - Grade Kindergarten	\$94,062.00	0.00	112.00	\$0.00	\$0.00	\$3,667.16	\$8,700.00	\$1,316.89	\$107,746.05
Reckers, Tricia M	Teacher - Art	\$65,735.00	0.00	112.00	\$0.00	\$0.00	\$2,528.16	\$8,700.00	\$0.00	\$76,963.16
Reeves, Elizabeth D	Teacher - Grade 1	\$41,225.00	0.00	96.00	\$0.00	\$0.00	\$1,585.44	\$8,700.00	\$0.00	\$51,510.44
Reeves, Rebecca J	Teacher - Grade 3	\$89,602.00	0.00	112.00	\$0.00	\$0.00	\$3,484.85	\$8,700.00	\$1,000.00	\$102,786.85
Reichard, Karen Ann	Nurse	\$54,163.00	0.00	96.00	\$0.00	\$0.00	\$2,118.16	\$8,700.00	\$902.73	\$65,883.89
Renchen, Jennifer Michelle	Teacher - English	\$53,118.00	0.00	96.00	\$0.00	\$0.00	\$2,043.12	\$8,700.00	\$0.00	\$63,861.12
Renollet, Mary K	Teacher - Interventnist/Reading Recovery	\$89,602.00	0.00	112.00	\$0.00	\$0.00	\$9,311.80	\$8,700.00	\$1,000.00	\$108,613.80
Rice, Keith	Teacher - Math Interventionist	\$94,062.00	0.00	112.00	\$0.00	\$0.00	\$3,936.49	\$8,700.00	\$8,320.00	\$115,018.49
Rich, Erik Michael	Teacher - Orientation to Ind Tech	\$77,387.00	0.00	112.00	\$0.00	\$0.00	\$3,133.33	\$8,700.00	\$4,083.63	\$93,303.96
Richardson, Marcy Lynn	Teacher - Grade 1	\$87,593.00	0.00	112.00	\$0.00	\$0.00	\$3,407.34	\$8,700.00	\$1,000.00	\$100,700.34
Ried, Alyssa K	Teacher - Grade 5	\$46,770.00	0.00	96.00	\$0.00	\$0.00	\$6,867.84	\$8,700.00	\$0.00	\$62,337.84
Rigali, Michael Christopher	Teacher - Grade 7 - Math	\$71,521.00	0.00	96.00	\$0.00	\$0.00	\$2,752.28	\$8,700.00	\$36.16	\$83,009.42
Riley, Sara M	Teacher - Orientation to FACS	\$75,378.00	0.00	112.00	\$0.00	\$0.00	\$3,076.97	\$8,700.00	\$3,867.94	\$91,022.91
Ringel, Lori	Social Worker	\$58,904.00	0.00	96.00	\$0.00	\$0.00	\$2,265.60	\$8,700.00	\$0.00	\$69,869.60
Rippey, Angela Rainia	Teacher - Physical Education	\$94,062.00	0.00	112.00	\$0.00	\$0.00	\$3,655.98	\$8,700.00	\$2,205.50	\$108,623.48
Ritchason, Jennifer	Teacher - Grade 8 - Social Studies	\$94,062.00	0.00	112.00	\$0.00	\$0.00	\$3,740.52	\$8,700.00	\$3,199.63	\$109,702.15
Robbins, Holli	Teacher - Early Childhd (Self Cont ECE)	\$51,752.00	0.00	96.00	\$0.00	\$0.00	\$1,990.56	\$8,700.00	\$0.00	\$62,442.56
Roberts, Brandy Gayle	Teacher - Grade 1	\$83,414.00	0.00	112.00	\$0.00	\$0.00	\$3,208.32	\$8,700.00	\$0.00	\$95,322.32
Roberts, Melissa	Teacher - Grade 5	\$45,565.00	0.00	96.00	\$0.00	\$0.00	\$1,752.48	\$8,700.00	\$0.00	\$56,017.48
Robinson, Stefan J	Teacher - Social Science	\$61,958.00	0.00	112.00	\$0.00	\$0.00	\$2,382.97	\$8,700.00	\$0.00	\$73,040.97
Rodriguez, Elizabeth	Teacher - Grade 7 - Math	\$55,208.00	0.00	96.00	\$0.00	\$0.00	\$2,155.70	\$8,700.00	\$247.39	\$66,311.09
Rogers, Greg	Teacher - Physical Education	\$52,154.00	0.00	96.00	\$0.00	\$0.00	\$751.04	\$2,900.00	\$7,429.00	\$63,234.04
Rogers, Heather V	Principal	\$89,222.91	0.00	14.00	\$0.00	\$0.00	\$10,697.35	\$8,700.00	\$2,500.00	\$111,120.26
Rohlwing, Kimberly Sue Bohlmann	Teacher - General Math	\$79,396.00	0.00	96.00	\$0.00	\$0.00	\$3,074.95	\$8,700.00	\$228.87	\$91,399.82
Roller, R Michael	Teacher - General Science	\$79,396.00	0.00	112.00	\$0.00	\$0.00	\$3,143.28	\$8,700.00	\$2,326.00	\$93,565.28
Romero, Lauren A	Teacher - Vocal Music	\$77,387.00	0.00	112.00	\$0.00	\$0.00	\$3,102.17	\$8,700.00	\$3,266.82	\$92,455.99
Rooker, Beth A	Teacher - Speech/Language Pathologist	\$65,976.00	0.00	96.00	\$0.00	\$0.00	\$2,594.88	\$8,700.00	\$1,500.00	\$78,770.88
Roop, Cari Elizabeth	Principal	\$89,222.71	0.00	14.00	\$0.00	\$0.00	\$10,331.28	\$8,700.00	\$2,500.00	\$110,753.99
Roop, Jennifer L	Teacher - Grade Kindergarten	\$68,628.00	0.00	112.00	\$0.00	\$0.00	\$2,689.16	\$8,700.00	\$1,316.89	\$81,334.05
Root, Margaret C	Teacher - General Math	\$56,895.00	0.00	96.00	\$0.00	\$0.00	\$2,188.31	\$8,700.00	\$0.00	\$67,783.31
Roper, Keri A	Teacher - Grade 5	\$94,062.00	0.00	112.00	\$0.00	\$0.00	\$3,619.31	\$8,700.00	\$50.86	\$106,432.17
Rosenberger, Sheryl L	Teacher - Grade 7 - Math	\$94,062.00	0.00	112.00	\$0.00	\$0.00	\$3,718.75	\$8,700.00	\$1,458.65	\$107,939.40
Rosenlund, Kathleen	Teacher - Grade 3	\$49,181.00	0.00	96.00	\$0.00	\$0.00	\$1,926.58	\$8,700.00	\$912.48	\$60,720.06
Ross, Kenneth Allen	Teacher - Orientation to Business	\$62,360.00	0.00	96.00	\$0.00	\$0.00	\$2,415.57	\$8,700.00	\$438.16	\$73,913.73
Roti, Jacqueline	Teacher - Grade 2	\$41,225.00	0.00	96.00	\$0.00	\$0.00	\$1,585.44	\$8,700.00	\$0.00	\$51,510.44
Ruestman, Karrie L	Teacher - LBS1 - Special Education	\$94,062.00	0.00	112.00	\$0.00	\$0.00	\$3,670.54	\$8,700.00	\$1,404.92	\$107,837.46
Ruff, Olivia A	Teacher - English	\$44,520.00	0.00	96.00	\$0.00	\$0.00	\$1,715.89	\$8,700.00	\$105.63	\$55,041.52
Rumps, James	Teacher - English	\$94,062.00	0.00	112.00	\$0.00	\$0.00	\$3,694.79	\$8,700.00	\$4,131.81	\$110,588.60
Runyon, Jayne E	Teacher - English	\$106,077.16	0.00	112.00	\$0.00	\$0.00	\$4,079.76	\$8,700.00	\$0.00	\$118,856.92
Ruyle, Hilary L	Teacher - LBS1 - Special Education	\$94,062.00	0.00	112.00	\$0.00	\$0.00	\$3,658.76	\$8,700.00	\$5,900.48	\$112,321.24
Ruyle, Jason E	Teacher - HS MTSS Interventionist Leader	\$94,062.00	0.00	112.00	\$0.00	\$0.00	\$3,676.70	\$8,700.00	\$1,262.62	\$107,701.32
Rynerson, Jenna	Teacher - LBS1 - Special Education	\$46,000.00	0.00	96.00	\$0.00	\$0.00	\$1,771.18	\$8,700.00	\$54.24	\$56,525.42
Saal, Patricia A	Teacher - General Math	\$94,062.00	0.00	112.00	\$0.00	\$0.00	\$3,674.61	\$8,700.00	\$1,147.35	\$107,583.96
Sadicoff, Dawn Mc Guire	Teacher - English as Second Lang	\$94,062.00	0.00	112.00	\$0.00	\$0.00	\$3,618.22	\$8,700.00	\$0.00	\$106,380.22

220

**2023-2024 Certified Administrator and Teacher Salary and Benefits Report**  
**McLean County USD 5**

Name	Position Description	Base Salary	Vacation Days	Sick Days	Bonuses	Annuities	Retirement Enhancements	Other Benefits	Other Compensation	Total Compensation
Safranek, Haley B	Social Worker	\$54,163.00	0.00	96.00	\$0.00	\$0.00	\$2,162.98	\$8,700.00	\$2,137.75	\$67,163.73
Safranek, Jason Allen	Teacher - English as Second Lang	\$75,378.00	0.00	96.00	\$0.00	\$0.00	\$2,996.96	\$8,700.00	\$2,552.79	\$89,627.75
Salrin, Jason Darrell	Teacher - General Math	\$46,770.00	0.00	96.00	\$0.00	\$0.00	\$1,798.80	\$8,700.00	\$0.00	\$57,268.80
Salvati, Dawn	Teacher - Speech/Language Pathologist	\$77,387.00	0.00	96.00	\$0.00	\$0.00	\$3,034.04	\$8,700.00	\$1,500.00	\$90,621.04
Sams, Christina Lee	Psychologist	\$75,378.00	0.00	96.00	\$0.00	\$0.00	\$3,004.87	\$8,700.00	\$2,756.30	\$89,839.17
Sanders, Erin E	Teacher - LBS1 - Special Education	\$81,405.00	0.00	112.00	\$0.00	\$0.00	\$3,201.57	\$8,700.00	\$1,783.08	\$95,089.65
Sanders, Kelli M	Teacher - Grade 2	\$56,895.00	0.00	96.00	\$0.00	\$0.00	\$2,188.31	\$8,700.00	\$0.00	\$67,783.31
Sanders, Neil W	Teacher - Physical Education/Health	\$79,396.00	0.00	112.00	\$0.00	\$0.00	\$3,056.30	\$8,700.00	\$72.32	\$91,224.62
Sargent, Zachary Philip	Teacher - LBS1 - Special Education	\$67,664.00	0.00	112.00	\$0.00	\$0.00	\$2,602.32	\$8,700.00	\$0.00	\$78,966.32
Sarver, Michael Scott	Teacher - Grade 6 - Social Studies/Langu	\$65,976.00	0.00	96.00	\$0.00	\$0.00	\$2,545.31	\$8,700.00	\$54.24	\$77,275.55
Saunches, Michael T	Teacher - Grade 6 - Social Studies/Langu	\$54,485.00	0.00	112.00	\$0.00	\$0.00	\$2,134.24	\$8,700.00	\$3,511.00	\$68,830.24
Sauve, Haley Rose	Teacher - Physical Education	\$45,565.00	0.00	96.00	\$0.00	\$0.00	\$1,913.39	\$8,700.00	\$8,840.00	\$65,018.39
Schaber, Michelle Lynn	Teacher - Grade Kindergarten	\$72,329.13	0.00	112.00	\$0.00	\$0.00	\$2,781.85	\$8,700.00	\$0.00	\$83,810.98
Schafer, Kendra	Teacher - LBS1 - Special Education	\$50,627.00	0.00	96.00	\$0.00	\$0.00	\$2,016.30	\$8,700.00	\$1,954.16	\$63,297.46
Schaschwary, Hannah R	Teacher - Grade 7 - Science/Language Art	\$44,359.00	0.00	96.00	\$0.00	\$0.00	\$1,813.87	\$8,700.00	\$2,834.47	\$57,707.34
Scheffers, Kelly Nicole	Teacher - LBS1 - Special Education	\$50,386.00	0.00	96.00	\$0.00	\$0.00	\$1,953.36	\$8,700.00	\$400.00	\$61,439.36
Schenk, Gillian S	Teacher - LBS1 - Special Education	\$88,638.00	0.00	112.00	\$0.00	\$0.00	\$3,481.66	\$8,700.00	\$6,707.76	\$107,527.42
Schermann, April M	Teacher - General Math	\$92,656.00	0.00	112.00	\$0.00	\$0.00	\$4,215.88	\$8,700.00	\$16,970.47	\$122,542.35
Schertz, Suzanne Marie	Teacher - Grade 3	\$94,062.00	0.00	112.00	\$0.00	\$0.00	\$3,658.46	\$8,700.00	\$1,070.42	\$107,490.88
Schlais, Kathleen T	Teacher - Speech/Language Pathologist	\$52,636.00	0.00	96.00	\$0.00	\$0.00	\$2,082.23	\$8,700.00	\$1,500.00	\$64,918.23
Schlipf, Bethany L	Teacher - Bilingual-Middle School	\$44,359.00	0.00	96.00	\$0.00	\$0.00	\$6,498.98	\$8,700.00	(\$69.50)	\$59,488.48
Schlipf, Jamie M	Teacher - Speech/Language Pathologist	\$88,638.00	0.00	112.00	\$0.00	\$0.00	\$3,604.98	\$8,700.00	\$4,805.26	\$105,748.24
Schmidt, Chloe L	Teacher - General Math	\$45,886.00	0.00	96.00	\$0.00	\$0.00	\$1,768.45	\$8,700.00	\$105.63	\$56,460.08
Schmidt, Therese F	Teacher - Elementary School MTSS Interventionist	\$63,806.00	0.00	96.00	\$0.00	\$0.00	\$9,370.10	\$8,700.00	\$0.00	\$81,876.10
Schmidt-Goveia, Lauren	Guidance Counselor	\$62,922.00	0.00	96.00	\$0.00	\$0.00	\$2,524.82	\$8,700.00	\$2,723.48	\$76,870.30
Schmuldt, Peter	Teacher - General Math	\$42,270.00	0.00	96.00	\$0.00	\$0.00	\$1,625.76	\$8,700.00	\$0.00	\$52,595.76
Schnabel, Mirjam Magdalena	Teacher - German	\$69,351.00	0.00	112.00	\$0.00	\$0.00	\$2,670.14	\$8,700.00	\$78.63	\$80,799.77
Schonauer, Derrick J	Teacher - Physical Education/Health	\$67,985.00	0.00	112.00	\$0.00	\$0.00	\$2,665.79	\$8,700.00	\$1,355.00	\$80,705.79
Schroen, Staci Nicole	Teacher - Elementary - CORE Instructional Coach	\$69,833.00	0.00	112.00	\$0.00	\$0.00	\$2,699.50	\$8,700.00	\$387.31	\$81,619.81
Schultz, Abigail	Teacher - Early Childhd (Self Cont ECE)	\$45,565.00	0.00	96.00	\$0.00	\$0.00	\$1,752.48	\$8,700.00	\$0.00	\$56,017.48
Schultz, Bryan Christopher	Teacher - Physical Education	\$60,271.00	0.00	96.00	\$0.00	\$0.00	\$2,318.16	\$8,700.00	\$0.00	\$71,289.16
Schultz, Christina	Teacher - Grade 1	\$50,386.00	0.00	96.00	\$0.00	\$0.00	\$1,938.00	\$8,700.00	\$0.00	\$61,024.00
Schupbach, Mary Ellen	Teacher - General Math	\$94,062.00	0.00	112.00	\$0.00	\$0.00	\$3,713.34	\$8,700.00	\$2,500.00	\$108,975.34
Schwartz, Andrew Isaac	Teacher - Physical Education	\$45,565.00	0.00	96.00	\$0.00	\$0.00	\$2,203.45	\$9,045.00	\$11,936.00	\$68,749.45
Schweinberg, Carlyn Ann	Teacher - Grade Kindergarten	\$73,369.00	0.00	112.00	\$0.00	\$0.00	\$2,822.16	\$8,700.00	\$0.00	\$84,891.16
Schweinberg, Matthew S	Teacher - Social Science	\$81,405.00	0.00	112.00	\$0.00	\$0.00	\$3,219.24	\$8,700.00	\$2,500.00	\$95,824.24
Scornavacco, Robert A	Teacher - Orientation to Ind Tech	\$62,601.00	0.00	96.00	\$0.00	\$0.00	\$2,599.44	\$8,700.00	\$4,982.00	\$78,882.44
Scott, Amy J	Teacher - English	\$94,062.00	0.00	112.00	\$0.00	\$0.00	\$3,655.98	\$8,700.00	\$1,000.00	\$107,417.98
Scott, Bridget	Teacher - Art	\$92,656.00	0.00	112.00	\$0.00	\$0.00	\$3,563.53	\$8,700.00	\$0.00	\$104,919.53
Scott, Lori Anne	Teacher - Grade 3	\$94,062.00	0.00	112.00	\$0.00	\$0.00	\$3,679.02	\$8,700.00	\$1,600.00	\$108,041.02
Scott, Rebecca J	Teacher - IMC Media Specialist	\$94,062.00	0.00	112.00	\$0.00	\$0.00	\$3,790.25	\$8,700.00	\$4,492.48	\$111,044.73
Scott, Robert W	Teacher - Physical Education	\$94,062.00	0.00	112.00	\$0.00	\$0.00	\$3,687.17	\$8,700.00	\$3,009.00	\$109,458.17
Scribano, Lynde	Teacher - Grade Kindergarten	\$41,000.00	0.00	96.00	\$0.00	\$0.00	\$6,020.66	\$8,700.00	\$0.00	\$55,720.66
Sebeny, Janel Nichole	Teacher - Grade 7 - Language Arts	\$83,414.00	0.00	112.00	\$0.00	\$0.00	\$3,445.16	\$8,700.00	\$5,306.15	\$100,865.31
Sefton, Nathaniel J	Teacher - Physical Education	\$69,351.00	0.00	112.00	\$0.00	\$0.00	\$2,821.87	\$8,700.00	\$4,014.13	\$84,887.00
Seibert, Amanda Rae	Teacher - Grade 7 - Science	\$55,208.00	0.00	96.00	\$0.00	\$0.00	\$2,347.52	\$8,700.00	\$5,444.84	\$71,700.36
Seibert, Max William	Teacher - Physical Education	\$47,975.00	0.00	96.00	\$0.00	\$0.00	\$2,216.44	\$8,700.00	\$9,712.32	\$68,603.76
Seifert, Sara B	Teacher - Early Childhd (Self Cont ECE)	\$62,601.00	0.00	96.00	\$0.00	\$0.00	\$2,407.68	\$8,700.00	\$0.00	\$73,708.68
Sennett, Timothy E	Teacher - General Math	\$87,593.00	0.00	112.00	\$0.00	\$0.00	\$3,632.95	\$8,700.00	\$6,867.00	\$106,792.95
Shackley, Kevin Patrick	Teacher - Social Science	\$55,208.00	0.00	96.00	\$0.00	\$0.00	\$2,142.22	\$8,700.00	\$514.34	\$66,564.56
Shanks, Katherine Alice	Teacher - Grade 8 - Language Arts	\$81,405.00	0.00	112.00	\$0.00	\$0.00	\$3,186.32	\$8,700.00	\$1,434.39	\$94,725.71
Shannon, Janet L	Teacher - Speech/Language Pathologist	\$81,405.00	0.00	96.00	\$0.00	\$0.00	\$3,169.50	\$8,700.00	\$2,500.00	\$95,774.50
Sharer-Barbee, Molly Bosche	Teacher - Physical Education	\$71,682.00	0.00	112.00	\$0.00	\$0.00	\$2,774.58	\$8,700.00	\$123.24	\$83,279.82
Shaw, Karen L	Teacher - English	\$63,806.00	0.00	96.00	\$0.00	\$0.00	\$2,488.09	\$8,700.00	\$884.00	\$75,878.09
Shelvin, Kristal H	Director of Diversity, Equity & Inclusion	\$118,899.00	15.00	16.00	\$0.00	\$5,400.00	\$27,563.34	\$21,168.00	\$6,000.00	\$179,030.34
Sheppelman, Dawn Demlow	Teacher - Specialized Voc Education	\$87,593.00	0.00	112.00	\$0.00	\$0.00	\$3,463.48	\$8,700.00	\$2,459.88	\$102,216.36
Sherrick, Brandy J	Teacher - Speech/Language Pathologist	\$94,062.00	0.00	112.00	\$0.00	\$0.00	\$3,728.76	\$8,700.00	\$2,605.63	\$109,096.39
Sherrill, Lindsey J	Teacher - LBS1 - Special Education	\$77,387.00	0.00	112.00	\$0.00	\$0.00	\$3,132.99	\$8,700.00	\$4,071.95	\$93,291.94
Sherrill, Matthew David Micah	Teacher - Grade 8 - Language Arts	\$69,512.00	0.00	112.00	\$0.00	\$0.00	\$2,809.45	\$8,700.00	\$2,968.89	\$83,990.34
Sherwin, Jay	Teacher - Early Childhd (Self Cont ECE)	\$41,225.00	0.00	96.00	\$0.00	\$0.00	\$1,585.44	\$8,700.00	\$0.00	\$51,510.44
Short, Ryan E	Guidance Counselor	\$81,405.00	0.00	112.00	\$0.00	\$0.00	\$3,781.77	\$8,700.00	\$16,974.88	\$110,861.65
Shoukry, Kaitlin	Teacher - General Math	\$53,681.00	0.00	96.00	\$0.00	\$0.00	\$2,429.46	\$8,700.00	\$9,478.16	\$74,288.62

**2023-2024 Certified Administrator and Teacher Salary and Benefits Report**  
**McLean County USD 5**

Name	Position Description	Base Salary	Vacation Days	Sick Days	Bonuses	Annuities	Retirement Enhancements	Other Benefits	Other Compensation	Total Compensation
Showalter, Karen R	Teacher - Speech/Language Pathologist	\$94,062.00	0.00	112.00	\$0.00	\$0.00	\$3,742.15	\$8,700.00	\$2,698.88	\$109,203.03
Shumaker, Natalie Elise	Special Education Administrator (Sec Behavior Spec	\$80,761.93	0.00	14.00	\$0.00	\$0.00	\$9,439.11	\$11,739.50	\$0.00	\$101,940.54
Sieenthal, Melissa A	Teacher - Instrumental Music	\$81,405.00	0.00	112.00	\$0.00	\$0.00	\$3,246.04	\$8,700.00	\$2,989.00	\$96,340.04
Siebert, Kristy K	Teacher - Grade 1	\$99,711.63	0.00	112.00	\$0.00	\$0.00	\$3,834.97	\$8,700.00	\$0.00	\$112,246.60
Siebring, Christine K	Teacher - Grade Kindergarten	\$42,270.00	0.00	96.00	\$0.00	\$0.00	\$1,625.76	\$8,700.00	\$0.00	\$52,595.76
Sikes, Jennifer Ann	Nurse	\$59,628.00	0.00	96.00	\$0.00	\$0.00	\$2,405.90	\$8,700.00	\$3,067.96	\$73,801.86
Simmons, Sondra Jean	Teacher - Physical Education	\$81,405.00	0.00	112.00	\$0.00	\$0.00	\$3,131.04	\$8,700.00	\$0.00	\$93,236.04
Sims-King, Siobhan Duvelle	Teacher - Grade 2	\$71,360.00	0.00	112.00	\$0.00	\$0.00	\$2,744.64	\$8,700.00	\$0.00	\$82,804.64
Singh, Jessica K	Teacher - Grade 2 - Bilingual-Spanish	\$53,118.00	0.00	96.00	\$0.00	\$0.00	\$2,103.89	\$8,700.00	\$422.52	\$64,344.41
Sivyer, Darcie Lynne	Teacher - Grade 6 - Language Arts	\$69,512.00	0.00	96.00	\$0.00	\$0.00	\$2,673.37	\$8,700.00	\$0.00	\$80,885.37
Smith, Jason D	Teacher - Orientation to Ind Tech	\$63,806.00	0.00	96.00	\$0.00	\$0.00	\$2,454.24	\$8,700.00	\$0.00	\$74,960.24
Smith, Kerra Lynn	Teacher - LBS1 - Special Education	\$61,476.00	0.00	96.00	\$0.00	\$0.00	\$2,364.48	\$8,700.00	\$0.00	\$72,540.48
Smith, Melissa Ann	Teacher - Grade 2	\$69,833.00	0.00	96.00	\$0.00	\$0.00	\$2,827.47	\$8,700.00	\$985.88	\$82,346.35
Smith, Stacy R	Teacher - Speech/Language Pathologist	\$94,062.00	0.00	112.00	\$0.00	\$0.00	\$3,713.58	\$8,700.00	\$2,500.00	\$108,975.58
Snyder, Jennifer L	Teacher - Middle School - Instructional Coach	\$102,796.20	0.00	112.00	\$0.00	\$0.00	\$4,022.88	\$8,700.00	\$1,786.53	\$117,305.61
Sokulski, Jennifer L	Teacher - LBS1 - Special Education	\$94,062.00	0.00	112.00	\$0.00	\$0.00	\$3,817.92	\$8,700.00	\$5,224.43	\$111,804.35
Soliday, Mackenzie Grace	Teacher - Interventionist - Math	\$67,985.00	0.00	112.00	\$0.00	\$0.00	\$2,615.04	\$8,700.00	\$0.00	\$79,300.04
Southerd, Michele D	Teacher - Grade 8 - Social Studies	\$86,402.59	0.00	112.00	\$0.00	\$0.00	\$3,353.63	\$8,700.00	\$211.26	\$98,667.48
Sowa, Frances	Teacher - LBS1 - Special Education	\$42,430.00	0.00	96.00	\$0.00	\$0.00	\$1,672.47	\$8,700.00	\$281.68	\$53,084.15
Spath, Natalie	Teacher - English	\$73,530.00	0.00	96.00	\$0.00	\$0.00	\$2,933.76	\$8,700.00	\$2,739.66	\$87,903.42
Spears, Rebecca Nicole	Teacher - Grade 8 - Math	\$77,387.00	0.00	112.00	\$0.00	\$0.00	\$2,977.83	\$8,700.00	\$35.21	\$89,100.04
Spencer, Lori	Teacher - Grade 1	\$106,718.80	0.00	112.00	\$0.00	\$0.00	\$4,104.71	\$8,700.00	\$0.00	\$119,523.51
Springwood, Cheryl L	Teacher - Grade 6 - Science	\$58,422.00	0.00	112.00	\$0.00	\$0.00	\$2,405.98	\$8,700.00	\$4,161.12	\$73,689.10
Stack, Andrea C	Teacher - MTS Interventionist	\$62,280.00	0.00	96.00	\$0.00	\$0.00	\$9,145.92	\$8,700.00	\$0.00	\$80,125.92
Stahmer, Jeremy	Teacher - LBS1 - Special Education	\$71,521.00	0.00	96.00	\$0.00	\$0.00	\$2,921.11	\$8,700.00	\$4,455.96	\$87,598.07
Stalter, Angela S	Teacher - Instrumental Music	\$97,544.21	0.00	112.00	\$0.00	\$0.00	\$3,815.77	\$8,700.00	\$1,668.55	\$111,728.53
Staniszewski, Emily S	Teacher - Grade 5	\$41,225.00	0.00	96.00	\$0.00	\$0.00	\$1,585.44	\$8,700.00	\$0.00	\$51,510.44
Stanton, Autumn J	Teacher - Grade 2	\$60,271.00	0.00	112.00	\$0.00	\$0.00	\$2,521.34	\$8,700.00	\$5,284.42	\$76,776.76
Stark, Layna	Teacher - Speech/Language Pathologist	\$62,601.00	0.00	96.00	\$0.00	\$0.00	\$2,465.28	\$8,700.00	\$1,500.00	\$75,266.28
Starkey, Dana L	Teacher - Orientation to Business	\$94,062.00	0.00	112.00	\$0.00	\$0.00	\$3,978.18	\$8,700.00	\$9,383.90	\$116,124.08
Starkey, Jennifer Susan	Teacher - Grade 7 - Social Studies	\$68,628.00	0.00	112.00	\$0.00	\$0.00	\$2,688.09	\$8,700.00	\$1,070.42	\$81,086.51
Starkey, Katie J	Teacher - Grade 8 - Science	\$42,270.00	0.00	96.00	\$0.00	\$0.00	\$1,765.32	\$8,700.00	\$3,655.08	\$56,390.40
Starkey, Megan Ruth	Teacher - Speech/Language Pathologist	\$64,289.00	0.00	96.00	\$0.00	\$0.00	\$2,673.61	\$8,700.00	\$5,247.26	\$80,909.87
Starr, David E	Teacher - IMC Media Specialist	\$75,378.00	0.00	112.00	\$0.00	\$0.00	\$3,072.22	\$8,700.00	\$4,500.00	\$91,650.22
Staver, Carla Sue	Teacher - LBS1 - Special Education	\$63,806.00	0.00	112.00	\$0.00	\$0.00	\$2,551.12	\$8,700.00	\$2,728.78	\$77,785.90
Steadman, Kelcey A	Teacher - Grade 1	\$50,386.00	0.00	96.00	\$0.00	\$0.00	\$1,938.00	\$8,700.00	\$0.00	\$61,024.00
Steele, Emily	Teacher - Grade 3	\$44,359.00	0.00	96.00	\$0.00	\$0.00	\$1,705.93	\$8,700.00	\$0.00	\$54,764.93
Steers, Priscilla Dawn	Teacher - Grade 2	\$94,062.00	0.00	112.00	\$0.00	\$0.00	\$3,658.16	\$8,700.00	\$1,061.62	\$107,481.78
Steffen, Cassandra Kay	Teacher - Grade 3	\$41,225.00	0.00	96.00	\$0.00	\$0.00	\$1,585.44	\$8,700.00	\$0.00	\$51,510.44
Stegemann, Eric S	Teacher - Grade 7 - Science	\$55,208.00	0.00	96.00	\$0.00	\$0.00	\$2,153.70	\$8,700.00	\$828.39	\$66,890.09
Steinbach, Susan L	Teacher - Grade 4	\$81,405.00	0.00	112.00	\$0.00	\$0.00	\$3,186.54	\$8,700.00	\$1,442.00	\$94,733.54
Stelmaszek, Anabel	Teacher - LBS1 - Special Education	\$56,172.00	0.00	96.00	\$0.00	\$0.00	\$8,263.90	\$8,700.00	\$108.48	\$73,244.38
Stenger, Shelbie Grace	Teacher - Grade 8 - Math/Language Arts	\$64,610.00	0.00	96.00	\$0.00	\$0.00	\$2,484.96	\$8,700.00	\$0.00	\$75,794.96
Stephens, Debra K	Teacher - LBS1 - Special Education	\$61,958.00	0.00	96.00	\$0.00	\$0.00	\$2,423.44	\$8,700.00	\$281.68	\$73,363.12
Stephens, Elizabeth Ann	Teacher - Grade 8 - Science	\$75,378.00	0.00	112.00	\$0.00	\$0.00	\$2,910.66	\$8,700.00	\$318.73	\$87,307.39
Stephens, Jessica Lee	Teacher - LBS1 - Special Education	\$50,386.00	0.00	96.00	\$0.00	\$0.00	\$1,969.37	\$8,700.00	\$510.55	\$61,565.92
Stephenson, Daniel P	Teacher - LBS1 - Special Education	\$58,744.00	0.00	96.00	\$0.00	\$0.00	\$2,259.36	\$8,700.00	\$0.00	\$69,703.36
Stephenson, Laura Beth	Teacher - LBS1 - Special Education	\$94,062.00	0.00	112.00	\$0.00	\$0.00	\$3,821.63	\$8,700.00	\$5,332.73	\$111,916.36
Stevens, Carrie Ann	Teacher - LBS1 - Special Education	\$94,062.00	0.00	112.00	\$0.00	\$0.00	\$3,660.16	\$8,700.00	\$5,930.48	\$112,352.64
Stevens, Laura A	Teacher - LBS1 - Special Education	\$73,369.00	0.00	96.00	\$0.00	\$0.00	\$2,831.08	\$8,700.00	\$246.47	\$85,146.55
Stevens, Lori Joann	Teacher - Reading Recovery/Literacy/ Leader	\$100,047.93	0.00	112.00	\$0.00	\$0.00	\$3,933.68	\$8,700.00	\$2,223.29	\$114,904.90
Stiers, Brianna M	Teacher - IMC Media Specialist	\$54,163.00	0.00	96.00	\$0.00	\$0.00	\$2,082.97	\$8,700.00	\$0.00	\$64,945.97
Stille, Kimberly Ann	Teacher - IMC Media Specialist	\$77,387.00	0.00	112.00	\$0.00	\$0.00	\$2,976.23	\$8,700.00	\$0.00	\$89,063.23
Stillwell, Tonya M	Teacher - LBS1 - Special Education	\$81,405.00	0.00	112.00	\$0.00	\$0.00	\$3,254.73	\$8,700.00	\$1,920.29	\$95,280.02
Stolbom, Jennifer Ann	Teacher - Grade 4	\$66,940.00	0.00	96.00	\$0.00	\$0.00	\$2,577.20	\$8,700.00	\$105.63	\$78,322.83
Stofa, Molly M	Teacher - LBS1 - Special Education	\$94,062.00	0.00	112.00	\$0.00	\$0.00	\$3,655.98	\$8,700.00	\$5,822.00	\$112,239.98
Streenz, Carlee F	Teacher - Grade 5	\$41,000.00	0.00	96.00	\$0.00	\$0.00	\$525.60	\$2,900.00	\$1,000.00	\$45,425.60
Stroh, Rebecca Ann	Teacher - LBS1 - Special Education	\$89,602.00	0.00	112.00	\$0.00	\$0.00	\$3,484.85	\$8,700.00	\$1,000.00	\$102,786.85
Stuczynski, Victoria Lynn	Teacher - Grade 6 - Language Arts	\$63,806.00	0.00	96.00	\$0.00	\$0.00	\$2,574.91	\$8,700.00	\$3,130.13	\$78,211.04
Stutz, Jessica Lynn	Social Worker	\$79,396.00	0.00	112.00	\$0.00	\$0.00	\$3,141.97	\$8,700.00	\$2,374.31	\$93,612.28
Styck, Amanda L	Principal	\$95,680.00	0.00	14.00	\$0.00	\$0.00	\$11,092.57	\$8,700.00	\$2,000.00	\$117,472.57
Suddarth, Jackson Leeanda	Teacher - Orientation to FACS	\$46,770.00	0.00	96.00	\$0.00	\$0.00	\$1,881.62	\$8,700.00	\$2,190.52	\$59,542.14

222

**2023-2024 Certified Administrator and Teacher Salary and Benefits Report**  
**McLean County USD 5**

Name	Position Description	Base Salary	Vacation Days	Sick Days	Bonuses	Annuities	Retirement Enhancements	Other Benefits	Other Compensation	Total Compensation
Sudkamp, Alisha R	Teacher - Grade Kindergarten	\$69,833.00	0.00	112.00	\$0.00	\$0.00	\$2,747.52	\$8,700.00	\$1,600.00	\$82,880.52
Suess, Kevin	Teacher - Social Science	\$92,656.00	0.00	112.00	\$0.00	\$0.00	\$3,621.36	\$8,700.00	\$1,500.00	\$106,477.36
Summers, Ashley Shae	Teacher - Early Childhd (Self Cont ECE)	\$65,815.00	0.00	96.00	\$0.00	\$0.00	\$2,531.28	\$8,700.00	\$0.00	\$77,046.28
Sunkel, Carolyn Anne	Teacher - Grade 6 - Language Arts	\$83,414.00	0.00	112.00	\$0.00	\$0.00	\$3,211.12	\$8,700.00	\$72.32	\$95,397.44
Swanson, Joel E	Teacher - General Science	\$81,405.00	0.00	112.00	\$0.00	\$0.00	\$3,169.50	\$8,700.00	\$1,000.00	\$94,274.50
Swartzentruber, Gretchen L	Teacher - LBS1 - Special Education	\$81,405.00	0.00	112.00	\$0.00	\$0.00	\$3,131.04	\$8,700.00	\$0.00	\$93,236.04
Szarek, Jessica L	Teacher - LBS1 - Special Education	\$71,360.00	0.00	112.00	\$0.00	\$0.00	\$2,763.27	\$8,700.00	\$510.55	\$83,333.82
Szwajka, Kristyn Marie	Teacher - Vocal Music	\$49,181.00	0.00	96.00	\$0.00	\$0.00	\$1,891.91	\$8,700.00	\$0.00	\$59,772.91
Tague, Amy L	Teacher - Orientation to Business	\$55,369.00	0.00	96.00	\$0.00	\$0.00	\$2,173.70	\$8,700.00	\$1,176.08	\$67,418.78
Tamburini, Jodi S	Teacher - LBS1 - Special Education	\$57,056.00	0.00	96.00	\$0.00	\$0.00	\$2,194.56	\$8,700.00	\$0.00	\$67,950.56
Tanner-Dixon, Danny Ray	Teacher - Digital Media	\$65,976.00	0.00	112.00	\$0.00	\$0.00	\$2,842.03	\$8,700.00	\$7,911.16	\$85,429.19
Tanner-Dixon, Hillary Beth	Certified Leave Positions- Unpaid	\$0.00	0.00	112.00	\$0.00	\$0.00	\$0.00	\$0.00	\$0.00	\$0.00
Taylor, Holly D	Teacher - Grade 3	\$44,314.00	0.00	96.00	\$0.00	\$0.00	\$1,727.28	\$8,700.00	\$600.00	\$55,341.28
Taylor, Lyndell Scott	Assistant Principal	\$75,943.75	0.00	14.00	\$0.00	\$0.00	\$8,773.78	\$8,700.00	\$2,500.00	\$95,917.53
Taylor, Robyn	Assistant Principal	\$75,420.00	0.00	14.00	\$0.00	\$0.00	\$8,515.11	\$8,700.00	\$176.05	\$92,811.16
Taylor, Tiffany A	Psychologist	\$92,656.00	0.00	112.00	\$0.00	\$0.00	\$3,563.76	\$8,700.00	\$0.00	\$104,919.76
Temples, Shea	Teacher - Physical Education	\$79,396.00	0.00	112.00	\$0.00	\$0.00	\$3,160.65	\$8,700.00	\$2,793.79	\$94,050.44
Temples, Wesley G	Director of Athletics	\$98,364.00	15.00	14.00	\$0.00	\$0.00	\$11,417.49	\$8,750.00	\$3,000.00	\$121,531.49
Tenuta, Gina Johanna	Principal	\$97,497.92	0.00	14.00	\$0.00	\$0.00	\$10,981.92	\$8,700.00	\$0.00	\$117,179.84
Teplitz-Crawford, Sheila T	Teacher - LBS1 - Special Education	\$68,628.00	0.00	96.00	\$0.00	\$0.00	\$2,677.98	\$8,700.00	\$1,000.00	\$81,005.98
Theobald, Keely	Teacher - Speech/Language Pathologist	\$60,592.00	0.00	96.00	\$0.00	\$0.00	\$2,330.42	\$8,700.00	\$1,500.00	\$73,122.42
Thoennes, Gerald Duane	Teacher - Grade 6 - Science/Language Art	\$60,271.00	0.00	112.00	\$0.00	\$0.00	\$2,543.59	\$8,700.00	\$5,862.00	\$77,376.59
Thoennes, Kary B	Teacher - Grade 6 - Math/Language Arts	\$92,656.00	0.00	112.00	\$0.00	\$0.00	\$3,665.60	\$8,700.00	\$2,652.88	\$107,674.48
Thoennes, Lisa A	Teacher - Speech/Language Pathologist	\$65,815.00	0.00	96.00	\$0.00	\$0.00	\$2,565.02	\$8,700.00	\$235.04	\$77,315.06
Thomas, Amber Nicole	Teacher - Physical Education	\$61,958.00	0.00	96.00	\$0.00	\$0.00	\$2,382.97	\$8,700.00	\$0.00	\$73,040.97
Thomas, Bryan L	Teacher - Social Science	\$105,172.14	0.00	112.00	\$0.00	\$0.00	\$4,432.39	\$8,700.00	\$78.63	\$118,383.16
Thomas, Laura L	Teacher - Orientation to FACS	\$94,062.00	0.00	112.00	\$0.00	\$0.00	\$3,836.86	\$8,700.00	\$5,751.52	\$112,350.38
Thompson, Kara L	Teacher - IMC Media Specialist	\$92,656.00	0.00	112.00	\$0.00	\$0.00	\$3,706.66	\$8,700.00	\$3,722.42	\$108,785.08
Thompson, Keo E	Teacher - LBS1 - Special Education	\$58,101.00	0.00	96.00	\$0.00	\$0.00	\$2,519.55	\$8,700.00	\$2,062.64	\$71,383.19
Thornton, Da'Tayven Marcelle-Lamont	Teacher - LBS1 - Special Education	\$47,975.00	0.00	96.00	\$0.00	\$0.00	\$2,105.13	\$8,700.00	\$6,759.74	\$65,539.87
Thorsen Beaty, Elizabeth M	Social Worker	\$43,009.20	0.00	96.00	\$0.00	\$0.00	\$1,688.64	\$5,136.00	\$900.00	\$50,733.84
Thurwanger, Heather Joy	Psychologist	\$73,369.00	0.00	96.00	\$0.00	\$0.00	\$2,821.44	\$8,700.00	\$0.00	\$84,890.44
Tielke, Kassadie Marie	Teacher - Grade 3	\$56,895.00	0.00	96.00	\$0.00	\$0.00	\$2,188.31	\$8,700.00	\$0.00	\$67,783.31
Tilford, Mary K	Teacher - LBS1 - Special Education	\$49,181.00	0.00	96.00	\$0.00	\$0.00	\$1,928.67	\$8,700.00	\$530.51	\$60,340.18
Tohme, Rachel A	Guidance Counselor	\$60,913.00	0.00	96.00	\$0.00	\$0.00	\$2,429.56	\$8,700.00	\$2,254.84	\$74,297.40
Tomera, Anna Elizabeth	Teacher - Grade 8 - Language Arts	\$51,752.00	0.00	96.00	\$0.00	\$0.00	\$1,990.56	\$8,700.00	\$24.62	\$62,467.18
Tomlinson, Madeline E	Teacher - Grade 5	\$41,000.00	0.00	96.00	\$0.00	\$0.00	\$1,576.81	\$8,700.00	\$0.00	\$51,276.81
Topping, Elizabeth E	Teacher - Grade 6 - Social Studies/Langu	\$102,546.12	0.00	112.00	\$0.00	\$0.00	\$3,944.15	\$8,700.00	\$0.00	\$115,190.27
Torbeck, Carl D	Teacher - Grade 6 - Science	\$61,958.00	0.00	96.00	\$0.00	\$0.00	\$2,386.70	\$8,700.00	\$105.63	\$73,150.33
Trask, Angela	Teacher - Grade 2	\$106,479.16	0.00	112.00	\$0.00	\$0.00	\$4,111.92	\$8,700.00	\$428.09	\$119,719.17
Traynor, Grace M	Teacher - Art	\$60,271.00	0.00	112.00	\$0.00	\$0.00	\$2,333.34	\$8,700.00	\$105.63	\$71,409.97
Triezenberg, Thomas N	Teacher - Adaptive PE	\$58,583.00	0.00	96.00	\$0.00	\$0.00	\$2,347.23	\$8,700.00	\$2,446.21	\$72,076.44
Trimpe, Julie Renee	Teacher - LBS1 - Special Education	\$102,026.36	0.00	112.00	\$0.00	\$0.00	\$3,924.00	\$8,700.00	\$0.00	\$114,650.36
Tripp, Daniel R	Associate Principal	\$85,000.00	15.00	16.00	\$0.00	\$0.00	\$9,574.15	\$8,665.00	\$2,000.00	\$105,239.15
Tripp, Kristen Ann	Teacher - Orientation to Business	\$73,530.00	0.00	112.00	\$0.00	\$0.00	\$2,930.16	\$8,700.00	\$2,652.00	\$87,812.16
Tucker, Emily Sue	Nurse	\$58,422.00	0.00	96.00	\$0.00	\$0.00	\$2,247.11	\$8,700.00	\$0.00	\$69,369.11
Turcotte, Briana L	Teacher - Physical Education	\$41,000.00	0.00	96.00	\$0.00	\$0.00	\$1,576.81	\$8,700.00	\$0.00	\$51,276.81
Turnbow, Jennifer Lynn	Psychologist	\$75,378.00	0.00	96.00	\$0.00	\$0.00	\$2,985.91	\$8,700.00	\$2,256.31	\$89,320.22
Turner, Andrea Rene	Teacher - Grade 5	\$57,217.00	0.00	96.00	\$0.00	\$0.00	\$2,203.04	\$8,700.00	\$70.42	\$68,190.46
Turner, Laura A	Teacher - LBS1 - Special Education	\$65,655.00	0.00	96.00	\$0.00	\$0.00	\$2,531.57	\$8,700.00	\$184.85	\$77,071.42
Twork, Kayleigh Ann	Teacher - Interventnist/Reading Recovery	\$67,985.00	0.00	96.00	\$0.00	\$0.00	\$7,078.83	\$8,700.00	\$299.29	\$84,063.12
Underwood, Dustin R	Teacher - LBS1 - Special Education	\$67,664.00	0.00	96.00	\$0.00	\$0.00	\$2,655.87	\$8,700.00	\$6,235.33	\$85,255.20
Unsbee, Catherine B	Teacher - Social Science	\$77,387.00	0.00	112.00	\$0.00	\$0.00	\$3,080.18	\$8,700.00	\$2,711.26	\$91,878.44
Valverde, Douglas W	Teacher - Speech/Language Pathologist	\$94,062.00	0.00	112.00	\$0.00	\$0.00	\$3,713.58	\$8,700.00	\$2,500.00	\$108,975.58
Van De Loo, Daria T	Teacher - Instrumental Music	\$42,270.00	0.00	96.00	\$0.00	\$0.00	\$1,694.94	\$8,700.00	\$2,996.63	\$55,661.57
Vandegraft, April Nichole	Teacher - Interventnist/Reading Recovery	\$77,387.00	0.00	112.00	\$0.00	\$0.00	\$8,009.04	\$8,700.00	\$0.00	\$94,096.04
VanWinkle, George Ryan	Teacher - Grade Kindergarten	\$67,985.00	0.00	112.00	\$0.00	\$0.00	\$2,768.90	\$8,700.00	\$4,073.73	\$83,527.63
Varner, Julie A	Teacher - Grade 4	\$51,592.00	0.00	96.00	\$0.00	\$0.00	\$1,985.56	\$8,700.00	\$35.21	\$62,312.77
Vazquez, Sara E	Teacher - Grade 1 - Bilingual-Spanish	\$41,225.00	0.00	96.00	\$0.00	\$0.00	\$528.48	\$2,900.00	\$1,000.00	\$45,653.48
Velazquez, Victor	Teacher - Spanish	\$66,298.00	0.00	96.00	\$0.00	\$0.00	\$849.92	\$2,900.00	\$1,000.00	\$71,047.92
Verdery, Traci Kay	Teacher - Orientation to FACS	\$55,369.00	0.00	96.00	\$0.00	\$0.00	\$2,139.22	\$8,700.00	\$281.68	\$66,489.90
Verhulst, Kaitlyn R	Teacher - Speech/Language Pathologist	\$41,000.00	0.00	96.00	\$0.00	\$0.00	\$1,576.80	\$8,700.00	\$0.00	\$51,276.80

223

**2023-2024 Certified Administrator and Teacher Salary and Benefits Report**  
**McLean County USD 5**

Name	Position Description	Base Salary	Vacation Days	Sick Days	Bonuses	Annuities	Retirement Enhancements	Other Benefits	Other Compensation	Total Compensation
Verner, Carrie V	Teacher - Grade 5	\$61,958.00	0.00	96.00	\$0.00	\$0.00	\$2,393.52	\$8,700.00	\$267.97	\$73,319.49
Vernon, Kevin Yale	Teacher - English	\$100,763.55	0.00	112.00	\$0.00	\$0.00	\$4,065.59	\$8,700.00	\$4,945.53	\$118,474.67
Vincent, Susan Anne	Teacher - Art	\$87,593.00	0.00	112.00	\$0.00	\$0.00	\$3,404.97	\$8,700.00	\$1,051.42	\$100,749.39
Vissering, Diana L	Teacher - Grade 7 - Language Arts	\$92,656.00	0.00	112.00	\$0.00	\$0.00	\$3,693.14	\$8,700.00	\$3,164.42	\$108,213.56
Vogel, Brenna M	Teacher - LBS1 - Special Education	\$53,118.00	0.00	96.00	\$0.00	\$0.00	\$2,044.98	\$8,700.00	\$48.22	\$63,911.20
Vogel, Scott D	Principal	\$96,231.27	0.00	14.00	\$0.00	\$0.00	\$11,322.37	\$11,739.50	\$1,250.00	\$120,543.14
Volker, Emily C	Teacher - Grade 2	\$47,975.00	0.00	96.00	\$0.00	\$0.00	\$1,845.35	\$8,700.00	\$0.00	\$58,520.35
Voyles, Jerioth Rebekah	Teacher - Grade Kindergarten	\$75,378.00	0.00	112.00	\$0.00	\$0.00	\$2,898.96	\$8,700.00	\$0.00	\$86,976.96
Walker, Jeanna L	Teacher - Speech/Language Pathologist	\$94,062.00	0.00	112.00	\$0.00	\$0.00	\$3,713.58	\$8,700.00	\$2,500.00	\$108,975.58
Walker, Karen L	Teacher - Specialized Voc Education	\$103,355.47	0.00	112.00	\$0.00	\$0.00	\$3,975.12	\$8,700.00	\$4,297.77	\$120,328.36
Walker, Mary M	Teacher - Interventnist/Reading Recovery	\$94,062.00	0.00	112.00	\$0.00	\$0.00	\$10,066.70	\$8,700.00	\$3,054.24	\$115,882.94
Walker, Valentine S	Teacher - General Science	\$94,062.00	0.00	112.00	\$0.00	\$0.00	\$4,293.38	\$8,700.00	\$17,644.00	\$124,699.38
Wall, Brooke Elise	Teacher - Grade 2	\$54,324.00	0.00	112.00	\$0.00	\$0.00	\$2,089.20	\$8,700.00	\$0.00	\$65,113.20
Wallace, Emma E	Teacher - Grade 2	\$44,314.00	0.00	96.00	\$0.00	\$0.00	\$1,704.24	\$8,700.00	\$0.00	\$54,718.24
Walsh, Anna F	Teacher - Grade 7 - Language Arts	\$58,583.00	0.00	96.00	\$0.00	\$0.00	\$2,256.85	\$8,700.00	\$105.63	\$69,645.48
Ward, Julia M	Teacher - Grade 5	\$44,359.00	0.00	96.00	\$0.00	\$0.00	\$1,705.93	\$8,700.00	\$0.00	\$54,764.93
Ward, Maxwell D	Teacher - General Math	\$44,520.00	0.00	96.00	\$0.00	\$0.00	\$1,714.94	\$8,700.00	\$72.32	\$55,007.26
Warner, Trisha L	Teacher - Interventnist/Reading Recovery	\$94,062.00	0.00	112.00	\$0.00	\$0.00	\$9,734.40	\$8,700.00	\$0.00	\$112,496.40
Watson, Anna Kathleen	Teacher - English as Second Lang	\$71,360.00	0.00	96.00	\$0.00	\$0.00	\$2,744.64	\$8,700.00	\$0.00	\$82,804.64
Watts, Hunter S	Teacher - Social Science	\$47,975.00	0.00	96.00	\$0.00	\$0.00	\$1,854.59	\$8,700.00	\$261.75	\$58,791.34
Waughtel, Allysen	Teacher - Grade 3	\$41,000.00	0.00	96.00	\$0.00	\$0.00	\$525.60	\$2,900.00	\$1,000.00	\$45,425.60
Webb, Leslie Marie	Director of English Learner Program	\$101,906.00	15.00	18.00	\$0.00	\$0.00	\$12,176.68	\$8,665.00	\$2,000.00	\$124,747.68
Webb, Lyndra S	Teacher - Grade 1 - Bilingual-Spanish	\$81,405.00	0.00	112.00	\$0.00	\$0.00	\$3,220.08	\$8,700.00	\$1,352.10	\$94,677.18
Weber, David Jonathan	Teacher - General Science	\$79,396.00	0.00	112.00	\$0.00	\$0.00	\$3,109.86	\$8,700.00	\$5,945.24	\$97,151.10
Webster, Carrie M	Teacher - Orientation to FACS	\$54,002.00	0.00	96.00	\$0.00	\$0.00	\$2,103.99	\$8,700.00	\$763.52	\$65,569.51
Wegner, Jacob C	Teacher - Physical Education	\$41,225.00	0.00	96.00	\$0.00	\$0.00	\$1,585.44	\$8,700.00	\$0.00	\$51,510.44
Wehmeyer Wood, Candice Joe	Teacher - Grade 7 - Language Arts	\$92,656.00	0.00	112.00	\$0.00	\$0.00	\$3,567.63	\$8,700.00	\$106.55	\$105,030.18
Welch, Meagan Leigh	Teacher - Middle School - Math Coach	\$81,405.00	0.00	112.00	\$0.00	\$0.00	\$3,185.63	\$8,700.00	\$1,443.61	\$94,734.24
West, Adrienne M	Teacher - LBS1 - Special Education	\$75,378.00	0.00	96.00	\$0.00	\$0.00	\$2,911.37	\$8,700.00	\$352.10	\$87,341.47
Westhues, Stephanie S	Teacher - LBS1 - Special Education	\$67,503.00	0.00	96.00	\$0.00	\$0.00	\$2,611.90	\$8,700.00	\$108.48	\$78,923.38
Wey, Mollie Lynn	Teacher - Grade 3	\$57,056.00	0.00	96.00	\$0.00	\$0.00	\$2,194.56	\$8,700.00	\$0.00	\$67,950.56
Wheelwright, Jaime S	Teacher - Physical Education	\$79,396.00	0.00	112.00	\$0.00	\$0.00	\$3,053.52	\$8,700.00	\$0.00	\$91,149.52
Whitman, Donald Oliver	Teacher - Orientation to Ind Tech	\$94,062.00	0.00	112.00	\$0.00	\$0.00	\$3,789.05	\$8,700.00	\$4,469.24	\$111,020.29
Wiechman, Jacob R	Teacher - English	\$55,369.00	0.00	96.00	\$0.00	\$0.00	\$2,172.09	\$8,700.00	\$1,114.52	\$67,355.61
Wiedman, Nicole Amber	Guidance Counselor	\$77,387.00	0.00	112.00	\$0.00	\$0.00	\$3,139.57	\$8,700.00	\$6,649.24	\$95,875.81
Wiist, Deanna M	Teacher - Social Science	\$87,593.00	0.00	112.00	\$0.00	\$0.00	\$3,538.17	\$8,700.00	\$4,097.94	\$103,929.11
Williams, Betsyanne N	Teacher - Grade 1	\$53,681.00	0.00	96.00	\$0.00	\$0.00	\$688.24	\$2,900.00	\$1,000.00	\$58,269.24
Williams, Cameo Lanette	Teacher - Grade 3	\$75,378.00	0.00	112.00	\$0.00	\$0.00	\$2,899.21	\$8,700.00	\$0.00	\$86,977.21
Williams, Kristi Anne	Teacher - Grade Kindergarten	\$49,181.00	0.00	96.00	\$0.00	\$0.00	\$1,891.44	\$8,700.00	\$0.00	\$59,772.44
Williams, Sara E	Teacher - Vocal Music	\$65,735.00	0.00	112.00	\$0.00	\$0.00	\$2,761.97	\$8,700.00	\$10,896.16	\$88,093.13
Williamson, Laura	Teacher - Grade 5	\$52,797.00	0.00	96.00	\$0.00	\$0.00	\$2,035.05	\$8,700.00	\$108.48	\$63,640.53
Wilmot, Claire M	Teacher - Grade 4	\$42,270.00	0.00	96.00	\$0.00	\$0.00	\$541.92	\$2,900.00	\$1,000.00	\$46,711.92
Wilson, Kimberly Marie	Psychologist	\$69,673.00	0.00	96.00	\$0.00	\$0.00	\$2,690.30	\$8,665.00	\$1,233.55	\$82,261.85
Wilson, Teri K	Teacher - Orientation to FACS	\$94,062.00	0.00	112.00	\$0.00	\$0.00	\$3,841.50	\$8,700.00	\$5,885.86	\$112,489.36
Wilson-Pridgen, Isoke Abeo	Teacher - LBS1 - Special Education	\$62,360.00	0.00	96.00	\$0.00	\$0.00	\$2,637.24	\$8,700.00	\$1,681.28	\$75,378.52
Winchester, Katie Ann	Teacher - Vocal Music	\$47,975.00	0.00	96.00	\$0.00	\$0.00	\$1,966.96	\$8,700.00	\$3,166.32	\$61,808.28
Winn, Carly A	Teacher - LBS1 - Special Education	\$65,735.00	0.00	112.00	\$0.00	\$0.00	\$2,566.62	\$8,700.00	\$1,000.00	\$78,001.62
Wipperman, Dannel L	Assistant Director of Special Education	\$93,416.67	15.00	16.00	\$0.00	\$0.00	\$10,995.13	\$8,320.00	\$2,500.00	\$115,231.80
Wirtz, Becca Lynn	Teacher - Grade 3	\$67,985.00	0.00	112.00	\$0.00	\$0.00	\$2,614.80	\$8,700.00	\$0.00	\$79,299.80
Wittrig, Haley Kylene	Teacher - Speech/Language Pathologist	\$62,280.00	0.00	96.00	\$0.00	\$0.00	\$2,499.31	\$8,700.00	\$1,825.44	\$75,304.75
Witzig, David G	Teacher - Social Science	\$94,062.00	0.00	112.00	\$0.00	\$0.00	\$4,133.74	\$8,700.00	\$17,448.32	\$124,344.06
Witzig, Pamela A	Teacher - Art	\$58,422.00	0.00	96.00	\$0.00	\$0.00	\$2,264.39	\$8,700.00	\$486.16	\$69,872.55
Wolfe, Kathryn Ellen	Teacher - Grade 2	\$55,851.00	0.00	96.00	\$0.00	\$0.00	\$2,148.00	\$8,700.00	\$0.00	\$66,699.00
Wollenweber, Sarah Kathleen	Teacher - LBS1 - Special Education	\$81,405.00	0.00	112.00	\$0.00	\$0.00	\$3,138.47	\$8,700.00	\$193.09	\$93,436.56
Wolters, Chelsea Lamar	Teacher - Art	\$50,386.00	0.00	96.00	\$0.00	\$0.00	\$1,938.01	\$8,700.00	\$0.00	\$61,024.01
Womack, Brea S	Teacher - Grade 1	\$41,000.00	0.00	96.00	\$0.00	\$0.00	\$525.60	\$2,900.00	\$1,000.00	\$45,425.60
Woock, Hailey N	Teacher - Vocal Music	\$41,000.00	0.00	96.00	\$0.00	\$0.00	\$1,576.81	\$8,700.00	\$0.00	\$51,276.81
Woodall, Jessica M	Teacher - Grade 4	\$55,690.00	0.00	96.00	\$0.00	\$0.00	\$2,177.90	\$8,520.76	\$2,248.77	\$68,637.43
Woodward, Kjersten Ann	Teacher - Grade 3	\$81,405.00	0.00	112.00	\$0.00	\$0.00	\$3,169.50	\$8,700.00	\$1,000.00	\$94,274.50
Woody, Stephanie Lynn	Teacher - MTSS Interventionist	\$60,271.00	0.00	112.00	\$0.00	\$0.00	\$8,873.53	\$8,700.00	\$600.00	\$78,444.53
Wright, Megan K	Teacher - General Science	\$41,000.00	0.00	96.00	\$0.00	\$0.00	\$525.60	\$2,900.00	\$1,000.00	\$45,425.60
Wuerfele, Adam M	Teacher - IMC Media Specialist	\$62,280.00	0.00	96.00	\$0.00	\$0.00	\$798.48	\$2,900.00	\$1,000.00	\$66,978.48

224

**2023-2024 Certified Administrator and Teacher Salary and Benefits Report  
McLean County USD 5**

Name	Position Description	Base Salary	Vacation Days	Sick Days	Bonuses	Annuities	Retirement Enhancements	Other Benefits	Other Compensation	Total Compensation
Wultzen, Maggie Leigh	Teacher - Grade 5	\$55,208.00	0.00	96.00	\$0.00	\$0.00	\$2,123.28	\$8,700.00	\$0.00	\$66,031.28
Wurster, Samuel Duane	Teacher - Orientation to Ind Tech	\$60,271.00	0.00	96.00	\$0.00	\$0.00	\$2,343.91	\$8,700.00	\$669.68	\$71,984.59
Wynters, Mark A	Teacher - General Science	\$46,000.00	0.00	96.00	\$0.00	\$0.00	\$1,773.00	\$8,700.00	\$1,105.63	\$57,578.63
Yaklich, Megan Kathryn	Teacher - Interventnist/Bilingual	\$94,062.00	0.00	112.00	\$0.00	\$0.00	\$9,734.40	\$8,700.00	\$0.00	\$112,496.40
Yard, Karen Jean	Teacher - LBS1 - Special Education	\$69,351.00	0.00	96.00	\$0.00	\$0.00	\$10,195.09	\$8,700.00	\$316.89	\$88,562.98
Yehl, Staci Ann	Teacher - LBS1 - Special Education	\$52,958.00	0.00	96.00	\$0.00	\$0.00	\$2,036.88	\$8,700.00	\$0.00	\$63,694.88
Yokley, Amy	Teacher - Grade Kindergarten	\$93,310.74	0.00	112.00	\$0.00	\$0.00	\$3,588.96	\$8,700.00	\$0.00	\$105,599.70
York, Alison Lee	Teacher - English	\$94,062.00	0.00	112.00	\$0.00	\$0.00	\$3,679.08	\$8,700.00	\$1,611.66	\$108,052.74
Yost, Laura D	Teacher - Speech/Language Pathologist	\$94,062.00	0.00	112.00	\$0.00	\$0.00	\$3,687.20	\$8,700.00	\$1,836.04	\$108,285.24
Young, Wendy Marie	Teacher - LBS1 - Special Education	\$92,656.00	0.00	112.00	\$0.00	\$0.00	\$8,585.03	\$8,700.00	\$0.00	\$109,941.03
Yount, Lindsey	Teacher - Speech/Language Pathologist	\$65,815.00	0.00	96.00	\$0.00	\$0.00	\$2,588.88	\$8,700.00	\$1,500.00	\$78,603.88
Zbrozek, Adam W	Principal	\$122,230.00	15.00	16.00	\$0.00	\$0.00	\$14,443.64	\$8,665.00	\$3,000.00	\$148,338.64
Zeman, Jacqueline	Teacher - English	\$51,752.00	0.00	96.00	\$0.00	\$0.00	\$1,991.96	\$8,700.00	\$36.16	\$62,480.12
Zimmerman, Betsy Jo	Teacher - Grade 2	\$47,975.00	0.00	96.00	\$0.00	\$0.00	\$1,883.99	\$8,700.00	\$1,000.00	\$59,558.99
Zimmerman, Claire Christine	Teacher - Specialized Voc Education	\$66,298.00	0.00	96.00	\$0.00	\$0.00	\$2,592.25	\$8,700.00	\$5,926.97	\$83,517.22
Zink, Laura Susanne	Teacher - Specialized Voc Education	\$65,414.00	0.00	96.00	\$0.00	\$0.00	\$2,659.85	\$8,700.00	\$3,742.23	\$80,516.08
Zook, Ashley T	Teacher - LBS1 - Special Education	\$45,565.00	0.00	96.00	\$0.00	\$0.00	\$1,753.48	\$8,700.00	\$26.05	\$56,044.53



September 20, 2023

To: Board of Education

From: Joe Adelman, Executive Director of Operations  
Tom Rockwell, Manager Special Maintenance HVAC & Operations

CC: Dr. Kristen Weikle, Superintendent  
Martin Hickman, CFO

Re: Implement Campus Optimizer at Kingsley Jr. High School

Administration recommends the approval of \$100,658.00 for the implementation of Campus Optimizer proposal from Alpha Controls & Services under Omnia Partners Cooperative Purchase Agreement.

The project will increase energy efficiency at KJHS by implementing Campus Optimizer software.

The project will reduce the annual utility costs at KJHS by 13% for electric and 26% for natural gas, for a total savings of \$27,874.00 per year. The project payback will be nine months.

We will also be receiving \$50,000.00 from the 2023-24 ISBE Maintenance Grant Project.

Completing this project under the Omnia Partners Cooperative Purchasing Agreement will eliminate the need to use a life safety architect for the bid process, resulting in an additional savings of \$10,063.00.

The project will be paid for with life safety funds under Kingsley Jr. High School amendment #44, in the amount of \$112,504.00.



**McLean County Unit District No. 5**

1809 W. Hovey

Normal, IL

61761

Omnia Proposal #: IL-R170602-317763

August - 2023



**Get \$79,818 in utility incentives\*, improve temperature control and save \$27,874 per year.**

The annual savings alone would be roughly equivalent to providing textbooks for 526 students every year.

Target: Address excessive energy costs and reduce temperature and humidity variations.

- As compared to current usage this proposal will save 13% on electricity and 26% on natural gas costs annually.
- Reduce excessive equipment run time operation to extend equipment life.
- Environmental conditions will stabilize; temps will be with 2 degrees of set point. All graphics to be browser based and accessible remotely.

Modern hardware will enhance the monitoring and regulation of indoor air quality by providing more sophisticated humidity control, matching today's optimal energy efficient building codes. Chapter 22 of the ASHRAE handbook cites the impact maintaining low humidity has on reducing the transmission of infectious disease. According to USGBC, several studies have documented a 5-15% increase in attendance with improved indoor air quality and many states calculate funding based on attendance. This presents an opportunity to potentially increase the funding will be received in future years. Dry air is easier to heat and cool, therefore by managing and maintaining low humidity indoor air quality will be improved and energy costs will be reduced.

Patented technology will be deployed that uses a 19-level mathematical matrix to enhance HVAC control systems to significantly enhance energy savings in 159,445 square feet of building space. Among the more than 260 automated features will be automated integration of schedules into the Building Automation System to create custom ramp times for each of the 159 individual pieces of HVAC equipment. In addition, improvements shall be made to improve economizer, relative humidity control, latent energy load management as well elimination of simultaneous heating and cooling. As a result, the building will experience reduction of utility demand costs as well.

An energy savings plan with optimal operation has been described below in financial terms. We have a complete plan to manage the savings shown below as the variations reflect elements of human behavioral choices regarding building operation.

**Financial:** Project first cost is estimated at \$100,638, less an estimated incentive of \$79,818.  
**An analysis of the life cycle cost indicates the cost of doing nothing is \$262,861.**

	Optimal Operation	Basic Operation
Annual Cost Savings	\$27,874	\$22,299
Utility Incentives	\$79,818	\$67,854
Simple Payback Period	.75 years	1.47 years
Net Present Value	\$262,861	\$194,161
Savings to Investment Ratio	13.6	5.9

**Action:** Upon approval of the grant application for utility incentive programs, the District can utilize an intergovernmental Cooperative Purchasing Agreement with Omnia Partners to procure this project.

**Status:** We have prepared a detailed specification for the project to implement ventilation improvements and temperature controls upgrades. We propose to provide equipment operation that will reduce energy savings while making the facility more comfortable. We have completed an energy model and analysis and have a turnkey solution ready for installation in 12 weeks from date of authorization to proceed.

\* Incentive subject to pre-approval of custom incentive application, savings are not guaranteed

Proposed by Jason Vogelbaugh  
Director, Business Development  
[jasonv@alphaacs.com](mailto:jasonv@alphaacs.com) 217-299-1379  
Date: 08/28/23

Accepted by: Joseph R Adelman  
Signature: Joe R Adelm  
Date: 9/5/23  
Title: Executive Director of Operations

Omnia Proposal #: IL-R170602-317763

NOTWITHSTANDING ANY INCONSISTENT OR ADDITIONAL TERMS THAT MAY BE ENBODIED IN YOUR PURCHASE ORDER, SELLER WILL ACCEPT YOUR ORDER SUBJECT ONLY TO THE TERMS OF THE WRITTEN CONTRACT BETWEEN US UNDER WHICH YOUR ORDER IS PLACED. IF NO SUCH CONTRACT EXISTS SELLER WILL ACCEPT YOUR ORDER ONLY ON THE EXPRESS CONDITION THAT YOU ASSENT TO THE TERMS AND CONDITIONS CONTAINED ABOVE AND ON THE REVERS SIDE HEREOF; AND YOUR ACCEPTANCE AND RECEIPT OF THE GOODS SHIPPED HEREUNDER SHALL CONSTITUTE ASSENT TO SUCH TERMS AND CONDITIONS

All goods, services, and Firmware furnished by Alpha Controls & Services ("Supplier") are governed by these standard terms and conditions, and every agreement or other undertaking by Supplier is expressly conditioned on assent hereto by the buyer, and any end user with whom Supplier undertakes to deal, of Supplier's goods, services, and Firmware ("Customer"). These standard terms and conditions supersede all inconsistent printed terms submitted by Customer prior to Supplier's order acknowledgment. They may be varied only by a typed or legibly handwritten notation on the face of Supplier's quotation or order acknowledgment, Customer's purchase order form, or similar documents. Product and sales policy sheets and the like published from time to time by Supplier shall supplement but not supersede these standard terms and conditions. SUPPLIER IS NOT BOUND TO FURNISH ITS GOODS, SERVICES OR FIRMWARE EXCEPT IN ACCORDANCE WITH THE TERMS OF ITS ORDER ACKNOWLEDGMENT, FIRM QUOTATION, OR OTHER SIMILAR DOCUMENT ISSUED OVER THE SIGNATURE OF AN AUTHORIZED EMPLOYEE OF SUPPLIER. SUPPLIER'S REPRESENTATIVES, DISTRIBUTORS, DEALERS AND OTHER NON-EMPLOYEES HAVE NO AUTHORITY TO BIND SUPPLIER.

1. **Firmware.** The terms "goods" as used herein shall include Firmware which shall mean the set of instructions, consisting of symbolic language, processes, logic, routines, and programmed information in the form of firm or soft media relating to any of the goods and all revisions and modifications thereof.
2. **Price/Delivery Terms.** Unless otherwise provided on Supplier's order acknowledgment, price and delivery terms are FOB Supplier's plant and do not include sales, use, or other taxes. Supplier may, at its option, make partial shipments and invoice for same.
3. **Payment/Credit/Security.** Payment terms for buyers with a credit standing deemed adequate by Supplier are net 30 days from date of invoice. Supplier shall be entitled to charge interest thereafter at a rate permitted by law, but in no event to exceed 1-1/2% per month. Whenever Supplier in good faith deems itself insecure, Supplier may cancel any outstanding contracts with Customer, revoke its extension of credit to Customer, reduce any unpaid debt by enforcing its security interest, created hereby, in all goods (and proceeds therefrom) furnished by Supplier to Customer, and take any other steps necessary or desirable to secure Supplier with respect to Customer's payment for goods and services furnished or to be furnished by Supplier.  
In the event Customer for any reason withholds payment of any amount due Supplier, Supplier may declare itself insecure and suspend further shipment to Customer until Customer places the withheld amount in escrow and gives adequate security for further shipment or until Customer satisfies Supplier that Customer was entitled to withhold such amount. Supplier shall be entitled to recover from Customer all costs, including reasonable attorney's fees, incurred by Supplier in connection with the collection of any amount due Supplier.
4. **Cancellation by Customer.**
  - (a). Except as provided in sub-paragraph
  - (b). Customer's wrongful non-acceptance or repudiation of a contract to purchase from Supplier goods which Supplier generally carries in inventory as stock items (or which are otherwise readily resaleable by Supplier at a reasonable price) shall entitle Supplier to recover damages, as provided by law, including Supplier's lost profits.
5. **Warranty.** Supplier warrants that all new and unused goods furnished by Supplier are free from defect in workmanship and material as of the time and place of delivery by Supplier. Except for goods and services furnished by Supplier through its employees arising out of orders solicited by Supplier's Representatives and duly accepted by Supplier, Supplier does not warrant, and shall not be liable for, the quality of any goods or services furnished or to be furnished by representatives, distributors, dealers or other non-employees of Supplier. As a matter of general warranty policy, Supplier honors an original buyer's warranty claim in the event of failure, within 12 months from the day of delivery by Supplier to the site for Alpha Controls & Services equipment and for Building Management Systems goods, which have been installed and operated under normal conditions and in accordance with generally accepted industry practices. This general warranty policy may be expanded or limited for particular categories of products or customers by information sheets published by Supplier from time to time: The express warranties provided above are in lieu of all other warranties, express or implied. IMPLIED WARRANTIES OF MERCHANTABILITY AND FITNESS FOR PARTICULAR PURPOSES ARE EXCLUDED WITH RESPECT TO ANY AND ALL GOODS AND SERVICES FURNISHED BY SUPPLIER. In case of Supplier's breach of warranty or any other duty with respect to the quality of any goods, the sole and exclusive remedies therefore shall be, at Supplier's option, (1) repair, (2) replacement, or (3) payment of or credit for the purchase price (less reasonable depreciation based upon actual use) upon return of the non-conforming goods or parts. Return authorization must be obtained from Supplier prior to the return of any defective material. All unauthorized returns will be sent back, freight collect, to the Customer. All returns must be made with transportation prepaid by the Customer. Supplier's examination of the units must disclose to its satisfaction that defects exist and have not been caused by misuse, neglect, improper installation, repair, alteration or accident before replacement is made or credit issued.
6. **Force Majeur.** Supplier and Customer assume the non-occurrence of the following contingencies which, without limitation, might render performance by Supplier impractical: strike, riots, fires, war, late or non-delivery by suppliers to Supplier, and all other contingencies beyond the reasonable control of supplier.
7. **No Consequential Damages.** Under no circumstances shall Supplier be liable to any person (including distributor) for loss of use, income, or profit or for incidental, special or consequential or other similar damages, arising, directly or indirectly out of or occasioned by the sale, operation, use, installation, repair or replacement of the goods or services, whether such damages are based on a claim of breach of express or implied warranties (including merchantability or fitness for a particular purpose), tortious conduit (including negligence and strict liability) or any other cause of action, except only in the case of personal injury where applicable law requires such liability.
8. **Governing Law.** The law of the State of Illinois shall govern all transactions to which these standard terms and conditions apply.
9. **Prices** in this quotation remain in effect for 45 days from date of issue.

## CERTIFICATE OF APPROVAL FOR THE EXPENDITURE OF FIRE PREVENTION AND SAFETY FUNDS

(Section 17-2.11 of the School Code)

CHIDDIX JR HIGH SCHOOL	McLean
School Building	County
McLean County USD 5, 0050	
District Name and Number	
Amendment Number 41	

Total Previously Approved	
Approved to raise with this Amendment	\$59,280.00
Total Approved to Date	\$59,280.00
Existing District Funds Approved	\$0.00

I, \_\_\_\_\_, State Superintendent of Education, acknowledge receipt of the estimate of cost certified by the architect/engineer required:

1.	<input type="checkbox"/>	to bring this school building into compliance with the safety standards set forth in 23 Ill. Adm. Code Part 175, 23 Ill. Adm. Code Part 180, and or 23 Ill. Adm. Code Part 185 as promulgated by the State Board of Education.
2.	<input type="checkbox"/>	to bring the school building into compliance with the Asbestos Abatement Act 105 ILCS 105/1 et.seq, and the federal Asbestos Hazard Emergency Response Act of 1986 as amended (AHERA).
3.	<input type="checkbox"/>	to provide funds for energy conservation; disabled accessibility; school security; repair of school sidewalks, playgrounds, parking lots, or school bus turnarounds; and other repair purposes pursuant to Section 17-2.11 of the School Code with funds not necessary for the completion of items under No. 1 or No. 2 above.

I further certify that the estimate of total approval to date, in the amount of \$59,280.00 has been examined and determined to be reasonable and is hereby approved.

Date	Signature of State Superintendent of Education

**EXPLANATORY NOTES:**

1.	<input checked="" type="checkbox"/>	No items in this amendment were disapproved nor were any of the estimated costs adjusted.
2.	<input type="checkbox"/>	One or more items in this amendment were disapproved and the estimated costs adjusted accordingly. The amount shown above as the total amount approved for this amendment reflects an aggregate cost adjustment of + / - \$0.00. Comments regarding this amendment and a list of the items disapproved and cost adjustments applied are attached to this certificate.

**COMMENTS:**

**ADJUSTED ITEMS:**

ITEM ID	DESCRIPTION	ESTIMATED AMOUNT	ADJUSTED AMOUNT	DIFFERENCE	REASON
---------	-------------	------------------	-----------------	------------	--------

# REQUEST FOR AUTHORIZATION To use Fire Prevention and Safety Funds

Amendment Number \_\_\_\_\_

## PART I. CERTIFICATION OF ESTIMATED COSTS


**This is to certify that:**

The CHIDDIX JR HIGH SCHOOL school, located at 300 S Walnut St Normal, Illinois, and under the management and control of the Board of Education of School District # 0050, McLean County, was surveyed by me on 7/27/2023.

All of the urgent or necessary work as indicated on the attached Form 35-48 is necessary to abate the violations of applicable code requirements and should result in effecting compliance with said requirements within prescribed timelines. No violations of applicable code requirements other than those cited in previously approved safety survey reports or amendments and those noted in this survey or amendment were noted.

All other work recommended in the attached Form 35-48, though not required to abate violations of applicable requirements of the Health/Life Safety Code for Public Schools, is recommended for energy conservation; disabled accessibility; school security; repair of school sidewalks, playgrounds, parking lots, or school bus turnarounds; and other repair purposes provided in Section 17 2.11 of the School Code.

**The certified estimated cost figures were prepared by me and to the best of my knowledge are true and accurate estimates of the costs to execute the work as specified. The total estimated costs to finance the work involved is \$ 59,280.00.**

Name of Architect/Engineer Randall Middleton	Name of Firm MIDDLETON ASSOCIATES INC.
Phone Number (309) 452-1271	Fax Number (309) 454-8049.
License Number 001-007938	Expiration Date 11/30/2024
Email Address rand@miltonassociates.net	 (See and Signature)



## PART II. CERTIFICATION OF NEED (Provided by district through IWAS)

The local Board of Education hereby certifies and assures the State Board of Education:

- a. Based upon the report of the architect referred to above, the district faces total estimated costs of \$ to finance the work involved.
- b. The district has \$ available in its operations and maintenance fund, fire prevention and safety fund, school facility occupation tax fund and/or other fund to finance the work.
- c. If Fire Prevention and Safety funds are to be used, the district certifies that it has levied the maximum authorized rate for its operations and maintenance fund for the most recent year for which tax rates are available.
- d. The district needs to raise \$ in additional revenue through the levy of the Fire Prevention and Safety Tax or issuance of Bonds to finance the recommended work.
- e. Plans and specifications for the work will be submitted to the Regional Superintendent for review and approval.
- f. The work to be financed with Fire Prevention and Safety funds will not commence until the Certificate of Approval of the State Superintendent is received, the detailed plans and specifications have been approved by the regional superintendent and the regional superintendent (or other lawful agency) has issued an appropriate Order to Effect Compliance with the Health/Life Safety Code for public schools (or other lawful order requiring the work to be done).
- g. All work authorized by the District will be executed in conformity with all applicable codes.
- h. In the case of work recommended to repair school sidewalks, playgrounds, parking lots, or school bus turnarounds the notice and hearing requirements of Section 17-2.11 of the School Code were complied with by publishing the required notice on and holding the required public hearing on .

**VIOLATION AND RECOMMENDATION SCHEDULE**

(23 IL Adm. Code 180, Sections 180.320)

1. COUNTY CODE <b>064, McLean</b>		2. DISTRICT CODE/NAME <b>0050, McLean County USD 5</b>			3. FACILITY CODE/NAME <b>CHIDDIX JR HIGH SCHOOL</b>	
4. Item ID	5. Location(s) (Room No)	6. Priority Code	7. Rule Violated	8. Description of the violation	9. Recommendation to correct violation	
1	Mechanical Room 14	b.	185.50 (a)	Two existing water heaters have leaking storage tanks. The tanks cannot be repaired due to construction materials.	Replace two water heaters.	

Form 35-84 (7/07) (Prescribed by ISBE for local board use)

**SCHEDULE OF RECOMMENDED WORK ITEMS AND ESTIMATED COSTS**

1. COUNTY CODE <b>064, McLean</b>			2. DISTRICT CODE/NAME <b>0050, McLean County USD 5</b>			3. FACILITY CODE/NAME <b>CHIDDIX JR HIGH SCHOOL</b>					
4. Item I.D.	5. Action I.D.	6. Priority Code	7. Specification(s)	8. Units Of Measure	9. Quantity	10. Labor Code	11. Estimated Cost (Architect / Engineer)	12. ROE Adjustment	13. ISBE Adjustment	14. Estimated Completion Date	15. Funding Type
1	f	b.	Remove and dispose of two existing RUUD 85 gallon water heaters. Provide and install two new G845-400A 399,900 BTu gas fired water heaters. Provide pipe and ASME approved fittings for hot & cold water connections, gas and connections to existing roof flue.	units	2	2	\$49,400.00			10/15/2023	F

	Original Subtotal	\$49,400.00	Adjusted Subtotal	\$49,400.00
	Original 10.00% Contingency	\$4,940.00	Adjusted 10.00% Contingency	\$4,940.00
	Original 10.00% A/E Fees	\$4,940.00	Adjusted 10.00% A/E Fees	\$4,940.00
	Original Grand Total	\$59,280.00	Adjusted Grand Total	\$59,280.00

Items with a Funding Type of 'O' are not included in the cost calculation.  
35-48 (7/07) (Prescribed by ISBE for Local Board Use)

## CERTIFICATE OF APPROVAL FOR THE EXPENDITURE OF FIRE PREVENTION AND SAFETY FUNDS

(Section 17-2.11 of the School Code)

NORMAL COMMUNITY HIGH SCHOOL	McLean
School Building	County
McLean County USD 5, 0050	
District Name and Number	
Amendment Number 37	

Total Previously Approved	
Approved to raise with this Amendment	\$48,360.00
Total Approved to Date	\$48,360.00
Existing District Funds Approved	\$0.00

I, \_\_\_\_\_, State Superintendent of Education, acknowledge receipt of the estimate of cost certified by the architect/engineer required:

1.	<input type="checkbox"/>	to bring this school building into compliance with the safety standards set forth in 23 Ill. Adm. Code Part 175, 23 Ill. Adm. Code Part 180, and or 23 Ill. Adm. Code Part 185 as promulgated by the State Board of Education.
2.	<input type="checkbox"/>	to bring the school building into compliance with the Asbestos Abatement Act 105 ILCS 105/1 et.seq, and the federal Asbestos Hazard Emergency Response Act of 1986 as amended (AHERA).
3.	<input type="checkbox"/>	to provide funds for energy conservation; disabled accessibility; school security; repair of school sidewalks, playgrounds, parking lots, or school bus turnarounds; and other repair purposes pursuant to Section 17-2.11 of the School Code with funds not necessary for the completion of items under No. 1 or No. 2 above.

I further certify that the estimate of total approval to date, in the amount of \$48,360.00 has been examined and determined to be reasonable and is hereby approved.

Date	Signature of State Superintendent of Education

**EXPLANATORY NOTES:**

1.	<input checked="" type="checkbox"/>	No items in this amendment were disapproved nor were any of the estimated costs adjusted.
2.	<input type="checkbox"/>	One or more items in this amendment were disapproved and the estimated costs adjusted accordingly. The amount shown above as the total amount approved for this amendment reflects an aggregate cost adjustment of + / - \$0.00. Comments regarding this amendment and a list of the items disapproved and cost adjustments applied are attached to this certificate.

**COMMENTS:**

**ADJUSTED ITEMS:**

ITEM ID	DESCRIPTION	ESTIMATED AMOUNT	ADJUSTED AMOUNT	DIFFERENCE	REASON
---------	-------------	------------------	-----------------	------------	--------

(35-22) (7/07) Prescribed for ISBE for ISBE Use

# REQUEST FOR AUTHORIZATION To use Fire Prevention and Safety Funds

Amendment Number

---

**PART I. CERTIFICATION OF ESTIMATED COSTS**


**This is to certify that:**

The NORMAL COMMUNITY HIGH SCHOOL school, located at 3900 E Raab Rd Normal, Illinois, and under the management and control of the Board of Education of School District # 0050, McLean County, was surveyed by me on 8/17/2023.

All of the urgent or necessary work as indicated on the attached Form 35-48 is necessary to abate the violations of applicable code requirements and should result in effecting compliance with said requirements within prescribed timelines. No violations of applicable code requirements other than those cited in previously approved safety survey reports or amendments and those noted in this survey or amendment were noted.

All other work recommended in the attached Form 35-48, though not required to abate violations of applicable requirements of the Health/Life Safety Code for Public Schools, is recommended for energy conservation; disabled accessibility; school security; repair of school sidewalks, playgrounds, parking lots, or school bus turnarounds; and other repair purposes provided in Section 17 2.11 of the School Code.

**The certified estimated cost figures were prepared by me and to the best of my knowledge are true and accurate estimates of the costs to execute the work as specified. The total estimated costs to finance the work involved is \$ 48,360.00.**

<i>Name of Architect/Engineer</i> Randall Middleton	<i>Name of Firm</i> MIDDLETON ASSOCIATES INC.
<i>Phone Number</i> (309) 452-1271	<i>Fax Number</i> (309) 454-8049.
<i>License Number</i> 001-007938	<i>Expiration Date</i> 11/30/2024
<i>Email Address</i> rand@miltonassociates.net	 [Seal and Signature]



**PART II. CERTIFICATION OF NEED (Provided by district through IWAS)**

The local Board of Education hereby certifies and assures the State Board of Education:

- a. Based upon the report of the architect referred to above, the district faces total estimated costs of \$ to finance the work involved.
- b. The district has \$ available in its operations and maintenance fund, fire prevention and safety fund, school facility occupation tax fund and/or other fund to finance the work.
- c. If Fire Prevention and Safety funds are to be used, the district certifies that it has levied the maximum authorized rate for its operations and maintenance fund for the most recent year for which tax rates are available.
- d. The district needs to raise \$ in additional revenue through the levy of the Fire Prevention and Safety Tax or issuance of Bonds to finance the recommended work.
- e. Plans and specifications for the work will be submitted to the Regional Superintendent for review and approval.
- f. The work to be financed with Fire Prevention and Safety funds will not commence until the Certificate of Approval of the State Superintendent is received, the detailed plans and specifications have been approved by the regional superintendent and the regional superintendent (or other lawful agency) has issued an appropriate Order to Effect Compliance with the Health/Life Safety Code for public schools (or other lawful order requiring the work to be done).

# VIOLATION AND RECOMMENDATION SCHEDULE

(23 IL Adm. Code 180, Sections 180.320)

1. COUNTY CODE <b>064, McLean</b>		2. DISTRICT CODE/NAME <b>0050, McLean County USD 5</b>			3. FACILITY CODE/NAME <b>NORMAL COMMUNITY HIGH SCHOOL</b>	
4. Item ID	5. Location(s) (Room No)	6. Priority Code	7. Rule Violated	8. Description of the violation	9. Recommendation to correct violation	
1	Main Mechanical Room	b.	IBC 3401.2	Burner and Power Ventilating Booster system are inoperative. Repair cost is prohibitively high and this equipment is 20 years old.	Replace water heater.	

Form 35-84 (7/07) (Prescribed by ISBE for local board use)

**SCHEDULE OF RECOMMENDED WORK ITEMS AND ESTIMATED COSTS**

1. COUNTY CODE 064, McLean			2. DISTRICT CODE/NAME 0050, McLean County USD 5			3. FACILITY CODE/NAME NORMAL COMMUNITY HIGH SCHOOL					
4. Item I.D.	5. Action I.D.	6. Priority Code	7. Specification(s)	8. Units Of Measure	9. Quantity	10. Labor Code	11. Estimated Cost (Architect / Engineer)	12. ROE Adjustment	13. ISBE Adjustment	14. Estimated Completion Date	15. Funding Type
1	f	b.	Remove existing 119 gallon gas-fired water heater. Install new BTH500AMX1 119 gallon 499,900 BTu input water heater. Provide new vent piping to connect to existing roof flue, new intake air connection, and new water piping as needed. Provide startup and check all connections.	system	1	2	\$40,300.00			9/15/2023	F

						Original Subtotal	\$40,300.00		Adjusted Subtotal	\$40,300.00	
						Original 10.00% Contingency	\$4,030.00		Adjusted 10.00% Contingency	\$4,030.00	
						Original 10.00% A/E Fees	\$4,030.00		Adjusted 10.00% A/E Fees	\$4,030.00	
						Original Grand Total	\$48,360.00		Adjusted Grand Total	\$48,360.00	

Items with a Funding Type of 'O' are not included in the cost calculation.  
35-48 (7/07) (Prescribed by ISBE for Local Board Use)

## CERTIFICATE OF APPROVAL FOR THE EXPENDITURE OF FIRE PREVENTION AND SAFETY FUNDS

(Section 17-2.11 of the School Code)

EAGLE RD RESOURCE CENTER	McLean
School Building	County
McLean County USD 5, 0050	
District Name and Number	
Amendment Number 3	

Total Previously Approved	
Approved to raise with this Amendment	\$28,750.00
Total Approved to Date	\$28,750.00
Existing District Funds Approved	\$0.00

I, \_\_\_\_\_, State Superintendent of Education, acknowledge receipt of the estimate of cost certified by the architect/engineer required:

1.	<input type="checkbox"/>	to bring this school building into compliance with the safety standards set forth in 23 Ill. Adm. Code Part 175, 23 Ill. Adm. Code Part 180, and or 23 Ill. Adm. Code Part 185 as promulgated by the State Board of Education.
2.	<input type="checkbox"/>	to bring the school building into compliance with the Asbestos Abatement Act 105 ILCS 105/1 et.seq, and the federal Asbestos Hazard Emergency Response Act of 1986 as amended (AHERA).
3.	<input type="checkbox"/>	to provide funds for energy conservation; disabled accessibility; school security; repair of school sidewalks, playgrounds, parking lots, or school bus turnarounds; and other repair purposes pursuant to Section 17-2.11 of the School Code with funds not necessary for the completion of items under No. 1 or No. 2 above.

I further certify that the estimate of total approval to date, in the amount of \$28,750.00 has been examined and determined to be reasonable and is hereby approved.

Date	Signature of State Superintendent of Education

**EXPLANATORY NOTES:**

1.	<input checked="" type="checkbox"/>	No items in this amendment were disapproved nor were any of the estimated costs adjusted.
2.	<input type="checkbox"/>	One or more items in this amendment were disapproved and the estimated costs adjusted accordingly. The amount shown above as the total amount approved for this amendment reflects an aggregate cost adjustment of + / - \$0.00. Comments regarding this amendment and a list of the items disapproved and cost adjustments applied are attached to this certificate.

**COMMENTS:**

**ADJUSTED ITEMS:**

ITEM ID	DESCRIPTION	ESTIMATED AMOUNT	ADJUSTED AMOUNT	DIFFERENCE	REASON
---------	-------------	------------------	-----------------	------------	--------

# REQUEST FOR AUTHORIZATION To use Fire Prevention and Safety Funds

Amendment Number

## PART I. CERTIFICATION OF ESTIMATED COSTS


**This is to certify that:**

The EAGLE RD RESOURCE CENTER school, located at 2022 Eagle Rd Normal, Illinois, and under the management and control of the Board of Education of School District # 0050, McLean County, was surveyed by me on 8/28/2023.

All of the urgent or necessary work as indicated on the attached Form 35-48 is necessary to abate the violations of applicable code requirements and should result in effecting compliance with said requirements within prescribed timelines. No violations of applicable code requirements other than those cited in previously approved safety survey reports or amendments and those noted in this survey or amendment were noted.

All other work recommended in the attached Form 35-48, though not required to abate violations of applicable requirements of the Health/Life Safety Code for Public Schools, is recommended for energy conservation; disabled accessibility; school security; repair of school sidewalks, playgrounds, parking lots, or school bus turnarounds; and other repair purposes provided in Section 17 2.11 of the School Code.

**The certified estimated cost figures were prepared by me and to the best of my knowledge are true and accurate estimates of the costs to execute the work as specified. The total estimated costs to finance the work involved is \$ 28,750.00.**

Name of Architect/Engineer Randall Middleton	Name of Firm MIDDLETON ASSOCIATES INC.
Phone Number (309) 452-1271	Fax Number (309) 454-8049.
License Number 001-007938	Expiration Date 11/30/2024
Email Address rand@miltonassociates.net	 [Seal and Signature]



## PART II. CERTIFICATION OF NEED (Provided by district through IWAS)

The local Board of Education hereby certifies and assures the State Board of Education:

- a. Based upon the report of the architect referred to above, the district faces total estimated costs of \$ to finance the work involved.
- b. The district has \$ available in its operations and maintenance fund, fire prevention and safety fund, school facility occupation tax fund and/or other fund to finance the work.
- c. If Fire Prevention and Safety funds are to be used, the district certifies that it has levied the maximum authorized rate for its operations and maintenance fund for the most recent year for which tax rates are available.
- d. The district needs to raise \$ in additional revenue through the levy of the Fire Prevention and Safety Tax or issuance of Bonds to finance the recommended work.
- e. Plans and specifications for the work will be submitted to the Regional Superintendent for review and approval.
- f. The work to be financed with Fire Prevention and Safety funds will not commence until the Certificate of Approval of the State Superintendent is received, the detailed plans and specifications have been approved by the regional superintendent and the regional superintendent (or other lawful agency) has issued an appropriate Order to Effect Compliance with the Health/Life Safety Code for public schools (or other lawful order requiring the work to be done).
- g. All work authorized by the District will be executed in conformity with all applicable codes.
- h. In the case of work recommended to repair school sidewalks, playgrounds, parking lots, or school bus turnarounds the notice and hearing requirements of Section 17-2.11 of the School Code were complied with by publishing the required notice on and holding the required public hearing on .

**VIOLATION AND RECOMMENDATION SCHEDULE**

(23 IL Adm. Code 180, Sections 180.320)

1. COUNTY CODE <b>064, McLean</b>		2. DISTRICT CODE/NAME <b>0050, McLean County USD 5</b>			3. FACILITY CODE/NAME <b>EAGLE RD RESOURCE CENTER</b>	
4. Item ID	5. Location(s) (Room No)	6. Priority Code	7. Rule Violated	8. Description of the violation	9. Recommendation to correct violation	
1	Mechanical Room 14	a.	BOCA 3401.2	Over this past weekend the main water service line broke.	Repair broken section of water main.	

Form 35-84 (7/07) (Prescribed by ISBE for local board use)

**SCHEDULE OF RECOMMENDED WORK ITEMS AND ESTIMATED COSTS**

1. COUNTY CODE 064, McLean			2. DISTRICT CODE/NAME 0050, McLean County USD 5				3. FACILITY CODE/NAME EAGLE RD RESOURCE CENTER					
4. Item I.D.	5. Action I.D.	6. Priority Code	7. Specification(s)	8. Units Of Measure	9. Quantity	10. Labor Code	11. Estimated Cost (Architect / Engineer)	12. ROE Adjustment	13. ISBE Adjustment	14. Estimated Completion Date	15. Funding Type	
1	c	a.	Cut concrete to access water line. The line is 3" cast iron and was installed 54 years ago when the building was built. This building has District resource offices and also has the main District computer server. Install new cast Iron section of pipe. mRepair concrete.	ft	10	2	\$25,000.00			8/29/2023	F	

	Original Subtotal	\$25,000.00	Adjusted Subtotal	\$25,000.00
	Original 10.00% Contingency	\$2,500.00	Adjusted 10.00% Contingency	\$2,500.00
	Original 5.00% A/E Fees	\$1,250.00	Adjusted 5.00% A/E Fees	\$1,250.00
	Original Grand Total	\$28,750.00	Adjusted Grand Total	\$28,750.00

Items with a Funding Type of 'O' are not included in the cost calculation.  
35-48 (7/07) (Prescribed by ISBE for Local Board Use)

## CERTIFICATE OF APPROVAL FOR THE EXPENDITURE OF FIRE PREVENTION AND SAFETY FUNDS

(Section 17-2.11 of the School Code)

NORMAL COMMUNITY WEST HIGH SCHOOL	McLean
School Building	County
McLean County USD 5, 0050	
District Name and Number	
Amendment Number 55	

Total Previously Approved	
Approved to raise with this Amendment	\$46,680.00
Total Approved to Date	\$46,680.00
Existing District Funds Approved	\$0.00

I, \_\_\_\_\_, State Superintendent of Education, acknowledge receipt of the estimate of cost certified by the architect/engineer required:

1.	<input type="checkbox"/>	to bring this school building into compliance with the safety standards set forth in 23 Ill. Adm. Code Part 175, 23 Ill. Adm. Code Part 180, and or 23 Ill. Adm. Code Part 185 as promulgated by the State Board of Education.
2.	<input type="checkbox"/>	to bring the school building into compliance with the Asbestos Abatement Act 105 ILCS 105/1 et.seq, and the federal Asbestos Hazard Emergency Response Act of 1986 as amended (AHERA).
3.	<input type="checkbox"/>	to provide funds for energy conservation; disabled accessibility; school security; repair of school sidewalks, playgrounds, parking lots, or school bus turnarounds; and other repair purposes pursuant to Section 17-2.11 of the School Code with funds not necessary for the completion of items under No. 1 or No. 2 above.

I further certify that the estimate of total approval to date, in the amount of \$46,680.00 has been examined and determined to be reasonable and is hereby approved.

Date	Signature of State Superintendent of Education

**EXPLANATORY NOTES:**

1.	<input checked="" type="checkbox"/>	No items in this amendment were disapproved nor were any of the estimated costs adjusted.
2.	<input type="checkbox"/>	One or more items in this amendment were disapproved and the estimated costs adjusted accordingly. The amount shown above as the total amount approved for this amendment reflects an aggregate cost adjustment of + / - \$0.00. Comments regarding this amendment and a list of the items disapproved and cost adjustments applied are attached to this certificate.

**COMMENTS:**

**ADJUSTED ITEMS:**

ITEM ID	DESCRIPTION	ESTIMATED AMOUNT	ADJUSTED AMOUNT	DIFFERENCE	REASON
---------	-------------	------------------	-----------------	------------	--------

(35-22) (7/07) Prescribed for ISBE for ISBE Use

# REQUEST FOR AUTHORIZATION To use Fire Prevention and Safety Funds

Amendment Number

---

## PART I. CERTIFICATION OF ESTIMATED COSTS


**This is to certify that:**

The NORMAL COMMUNITY WEST HIGH SCHOOL school, located at 501 N Parkside Rd Normal, Illinois, and under the management and control of the Board of Education of School District # 0050, McLean County, was surveyed by me on 8/17/2023.

All of the urgent or necessary work as indicated on the attached Form 35-48 is necessary to abate the violations of applicable code requirements and should result in effecting compliance with said requirements within prescribed timelines. No violations of applicable code requirements other than those cited in previously approved safety survey reports or amendments and those noted in this survey or amendment were noted.

All other work recommended in the attached Form 35-48, though not required to abate violations of applicable requirements of the Health/Life Safety Code for Public Schools, is recommended for energy conservation; disabled accessibility; school security; repair of school sidewalks, playgrounds, parking lots, or school bus turnarounds; and other repair purposes provided in Section 17 2.11 of the School Code.

**The certified estimated cost figures were prepared by me and to the best of my knowledge are true and accurate estimates of the costs to execute the work as specified. The total estimated costs to finance the work involved is \$ 46,680.00.**

Name of Architect/Engineer Randall Middleton	Name of Firm MIDDLETON ASSOCIATES INC.
Phone Number (309) 452-1271	Fax Number (309) 454-8049.
License Number 001-007938	Expiration Date 11/30/2024
Email Address rand@middletonassociates.net	 [Seal and Signature]



## PART II. CERTIFICATION OF NEED (Provided by district through IWAS)

The local Board of Education hereby certifies and assures the State Board of Education:

- a. Based upon the report of the architect referred to above, the district faces total estimated costs of \$ to finance the work involved.
- b. The district has \$ available in its operations and maintenance fund, fire prevention and safety fund, school facility occupation tax fund and/or other fund to finance the work.
- c. If Fire Prevention and Safety funds are to be used, the district certifies that it has levied the maximum authorized rate for its operations and maintenance fund for the most recent year for which tax rates are available.
- d. The district needs to raise \$ in additional revenue through the levy of the Fire Prevention and Safety Tax or issuance of Bonds to finance the recommended work.
- e. Plans and specifications for the work will be submitted to the Regional Superintendent for review and approval.
- f. The work to be financed with Fire Prevention and Safety funds will not commence until the Certificate of Approval of the State Superintendent is received, the detailed plans and specifications have been approved by the regional superintendent and the regional superintendent (or other lawful agency) has issued an appropriate Order to Effect Compliance with the Health/Life Safety Code for public schools (or other lawful order requiring the work to be done).

**VIOLATION AND RECOMMENDATION SCHEDULE**

(23 IL Adm. Code 180, Sections 180.320)

1. COUNTY CODE <b>064, McLean</b>		2. DISTRICT CODE/NAME <b>0050, McLean County USD 5</b>			3. FACILITY CODE/NAME <b>NORMAL COMMUNITY WEST HIGH SCHOOL</b>	
4. Item ID	5. Location(s) (Room No)	6. Priority Code	7. Rule Violated	8. Description of the violation		9. Recommendation to correct violation
1	Mechanical Room 133	b.	IBC 3401.2	The burner and power intake air booster are inoperative. The cost of replacement parts are prohibitively high. This unit is approximately 17 years old.		Replace existing water heater.

Form 35-84 (7/07) (Prescribed by ISBE for local board use)

**SCHEDULE OF RECOMMENDED WORK ITEMS AND ESTIMATED COSTS**

1. COUNTY CODE <b>064, McLean</b>			2. DISTRICT CODE/NAME <b>0050, McLean County USD 5</b>			3. FACILITY CODE/NAME <b>NORMAL COMMUNITY WEST HIGH SCHOOL</b>					
4. Item I.D.	5. Action I.D.	6. Priority Code	7. Specification(s)	8. Units Of Measure	9. Quantity	10. Labor Code	11. Estimated Cost (Architect / Engineer)	12. ROE Adjustment	13. ISBE Adjustment	14. Estimated Completion Date	15. Funding Type
1	f	b.	Remove existing gas fired water heater. Install new BTH4500AMX1 119 gallon 499,900 BTu water heater. Install required gas, water, intake air, and vent to existing roof flue. Provide startup and check of all new connections.	system	1	2	\$38,900.00			10/15/2023	F

	Original Subtotal	\$38,900.00	Adjusted Subtotal	\$38,900.00
	Original 10.00% Contingency	\$3,890.00	Adjusted 10.00% Contingency	\$3,890.00
	Original 10.00% A/E Fees	\$3,890.00	Adjusted 10.00% A/E Fees	\$3,890.00
	Original Grand Total	\$46,680.00	Adjusted Grand Total	\$46,680.00

Items with a Funding Type of 'O' are not included in the cost calculation.  
35-48 (7/07) (Prescribed by ISBE for Local Board Use)

## CERTIFICATE OF APPROVAL FOR THE EXPENDITURE OF FIRE PREVENTION AND SAFETY FUNDS

(Section 17-2.11 of the School Code)

NORMAL COMMUNITY WEST HIGH SCHOOL	McLean
School Building	County
McLean County USD 5, 0050	
District Name and Number	
Amendment Number 56	

Total Previously Approved	
Approved to raise with this Amendment	\$46,680.00
Total Approved to Date	\$46,680.00
Existing District Funds Approved	\$0.00

I, \_\_\_\_\_, State Superintendent of Education, acknowledge receipt of the estimate of cost certified by the architect/engineer required:

1.	<input type="checkbox"/>	to bring this school building into compliance with the safety standards set forth in 23 Ill. Adm. Code Part 175, 23 Ill. Adm. Code Part 180, and or 23 Ill. Adm. Code Part 185 as promulgated by the State Board of Education.
2.	<input type="checkbox"/>	to bring the school building into compliance with the Asbestos Abatement Act 105 ILCS 105/1 et.seq, and the federal Asbestos Hazard Emergency Response Act of 1986 as amended (AHERA).
3.	<input type="checkbox"/>	to provide funds for energy conservation; disabled accessibility; school security; repair of school sidewalks, playgrounds, parking lots, or school bus turnarounds; and other repair purposes pursuant to Section 17-2.11 of the School Code with funds not necessary for the completion of items under No. 1 or No. 2 above.

I further certify that the estimate of total approval to date, in the amount of \$46,680.00 has been examined and determined to be reasonable and is hereby approved.

Date	Signature of State Superintendent of Education

**EXPLANATORY NOTES:**

1.	<input checked="" type="checkbox"/>	No items in this amendment were disapproved nor were any of the estimated costs adjusted.
2.	<input type="checkbox"/>	One or more items in this amendment were disapproved and the estimated costs adjusted accordingly. The amount shown above as the total amount approved for this amendment reflects an aggregate cost adjustment of + / - \$0.00. Comments regarding this amendment and a list of the items disapproved and cost adjustments applied are attached to this certificate.

**COMMENTS:**

**ADJUSTED ITEMS:**

ITEM ID	DESCRIPTION	ESTIMATED AMOUNT	ADJUSTED AMOUNT	DIFFERENCE	REASON
---------	-------------	------------------	-----------------	------------	--------

# REQUEST FOR AUTHORIZATION To use Fire Prevention and Safety Funds

Amendment Number

---

## PART I. CERTIFICATION OF ESTIMATED COSTS

### This is to certify that:

The NORMAL COMMUNITY WEST HIGH SCHOOL school, located at 501 N Parkside Rd Normal, Illinois, and under the management and control of the Board of Education of School District # 0050, McLean County, was surveyed by me on 9/1/2023.

All of the urgent or necessary work as indicated on the attached Form 35-48 is necessary to abate the violations of applicable code requirements and should result in effecting compliance with said requirements within prescribed timelines. No violations of applicable code requirements other than those cited in previously approved safety survey reports or amendments and those noted in this survey or amendment were noted.

All other work recommended in the attached Form 35-48, though not required to abate violations of applicable requirements of the Health/Life Safety Code for Public Schools, is recommended for energy conservation; disabled accessibility; school security; repair of school sidewalks, playgrounds, parking lots, or school bus turnarounds; and other repair purposes provided in Section 17 2.11 of the School Code.

**The certified estimated cost figures were prepared by me and to the best of my knowledge are true and accurate estimates of the costs to execute the work as specified. The total estimated costs to finance the work involved is \$ 46,680.00.**

<i>Name of Architect/Engineer</i> Randall Middleton	<i>Name of Firm</i> MIDDLETON ASSOCIATES INC.
<i>Phone Number</i> (309) 452-1271	<i>Fax Number</i> (309) 454-8049.
<i>License Number</i> 001-007938	<i>Expiration Date</i> 11/30/2024
<i>Email Address</i> rand@miltonassociates.net	
<i>[Seal and Signature]</i>	

## PART II. CERTIFICATION OF NEED (Provided by district through IWAS)

The local Board of Education hereby certifies and assures the State Board of Education:

- a. Based upon the report of the architect referred to above, the district faces total estimated costs of \$ to finance the work involved.
- b. The district has \$ available in its operations and maintenance fund, fire prevention and safety fund, school facility occupation tax fund and/or other fund to finance the work.
- c. If Fire Prevention and Safety funds are to be used, the district certifies that it has levied the maximum authorized rate for its operations and maintenance fund for the most recent year for which tax rates are available.
- d. The district needs to raise \$ in additional revenue through the levy of the Fire Prevention and Safety Tax or issuance of Bonds to finance the recommended work.
- e. Plans and specifications for the work will be submitted to the Regional Superintendent for review and approval.
- f. The work to be financed with Fire Prevention and Safety funds will not commence until the Certificate of Approval of the State Superintendent is received, the detailed plans and specifications have been approved by the regional superintendent and the regional superintendent (or other lawful agency) has issued an appropriate Order to Effect Compliance with the Health/Life Safety Code for public schools (or other lawful order requiring the work to be done).

g. All work authorized by the District will be executed in conformity with all applicable codes.

h. In the case of work recommended to repair school sidewalks, playgrounds, parking lots, or school bus turnarounds the notice and hearing requirements of Section 17-2.11 of the School Code were complied with by publishing the required notice on and holding the required public hearing on .

(35-76) (7/07) Prescribed by ISBE for ISBE Use

# VIOLATION AND RECOMMENDATION SCHEDULE

(23 IL Adm. Code 180, Sections 180.320)

1. COUNTY CODE <b>064, McLean</b>		2. DISTRICT CODE/NAME <b>0050, McLean County USD 5</b>			3. FACILITY CODE/NAME <b>NORMAL COMMUNITY WEST HIGH SCHOOL</b>	
4. Item ID	5. Location(s) (Room No)	6. Priority Code	7. Rule Violated	8. Description of the violation	9. Recommendation to correct violation	
1	Pool Mechanical Room 321	b.	BOCA 3401.2	The Dectron AHU for the pool room has 2 of 4 compressors that are inoperative. Also, the control panel for the dectron is unresponsive when operational changes to the unit are entered.	Replace two inoperative compressors and replace the control panel.	

Form 35-84 (7/07) (Prescribed by ISBE for local board use)

**SCHEDULE OF RECOMMENDED WORK ITEMS AND ESTIMATED COSTS**

1. COUNTY CODE 064, McLean			2. DISTRICT CODE/NAME 0050, McLean County USD 5			3. FACILITY CODE/NAME NORMAL COMMUNITY WEST HIGH SCHOOL					
4. Item I.D.	5. Action I.D.	6. Priority Code	7. Specification(s)	8. Units Of Measure	9. Quantity	10. Labor Code	11. Estimated Cost (Architect / Engineer)	12. ROE Adjustment	13. ISBE Adjustment	14. Estimated Completion Date	15. Funding Type
1	f	b.	Remove the two inoperative compressors and provide/install two 460V 6 ton compressors. Provide and install a new electronic control panel to replace the electronic panel installed in 2016. Provide operational start-up of new equipment.	system	1	2	\$38,900.00			11/7/2023	F

	Original Subtotal	\$38,900.00	Adjusted Subtotal	\$38,900.00	
	Original 10.00% Contingency	\$3,890.00	Adjusted 10.00% Contingency	\$3,890.00	
	Original 10.00% A/E Fees	\$3,890.00	Adjusted 10.00% A/E Fees	\$3,890.00	
	Original Grand Total	\$46,680.00	Adjusted Grand Total	\$46,680.00	

Items with a Funding Type of 'O' are not included in the cost calculation.  
35-48 (7/07) (Prescribed by ISBE for Local Board Use)

Exhibit - Request for Establishment of Student Activity Fund

To be submitted to the Business Manager

Permission is hereby requested to establish a Student Activity Fund for the purposes below:

School Name NCWHS

Student Activity Fund Name Class of 2027

<b>To be completed by Accounting Department:</b>	
Account Number - Revenue	_____
Account Number - Expenditure	_____

1. The purpose of the proposed Student Activity Fund is \_\_\_\_\_  
Raise funds for Jr & Sr Activities

2. Income in support of this Student Activity Fund will be obtained from the following sources:  
Fundraisers

3. Expenditures from this Student Activity Fund will be for these purposes: \_\_\_\_\_  
Homecoming

4. **Authorized Signatures:**  
The following individuals are authorized to initiate expenditures from this fund:  
John Bierbaum  
Student Representative Faculty Advisor

5. Other Comments: \_\_\_\_\_  
\_\_\_\_\_  
[Signature]  
Principal

This request was approved by the Board of Education on \_\_\_\_\_

\_\_\_\_\_  
Business Manager Date

Adopted: February 10, 2010  
Reviewed: February 2011  
Amended: September 22, 2010

Exhibit - Overnight Trip Request Form

This form is to be submitted to the Board of Education for prior approval of all trips by students that involve overnight stays, out-of-state destinations, and/or a distance of 200 or more miles from school.

School(s): Normal Community High School

Student(s)/Grade(s)/Group(s) Participating Future Business Leaders of America

Dates of Trip (inclusive): 11/3/23 - 11/5/23 No. of School Days Missed: 0.5

Destination(s): Gateway Convention Center, Collinsville, IL

Reason for Trip: Illinois FBLA Fall Retreat

Educational Club Athletic Contests Special Education Team Other

Name(s) of Supervisor(s): Tara Pendleton; Nicole Nordman

Mode of Transportation: Bus

Provided by: Unit 5


Participant Costs \$150

Paid by: Previous Fundraisers (Pie Sales, Supply Kits)

District Cost: \$0

Other Pertinent Information: Student will be participating in leadership and career development workshops and activities with FBLA members from across the state.

Signature of Principal:



Date: 9/5/23

Board of Education Approval

Yes

No

Date: \_\_\_\_\_